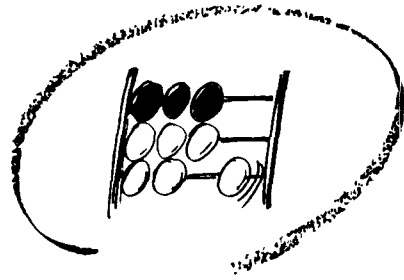


Statistisches Bundesamt

Foreign Trade according to the Standard International Trade Classification (SITC-Rev.3) – Special Trade

1990

— METZLER —
POESCHEL



Statistisches Bundesamt
Federal Statistical Office

Foreign Trade according to the Standard International Trade Classification (SITC-Rev.3) – Special Trade

1990

Published by:
Federal Statistical Office
Gustav-Stresemann-Ring 11
D-6200 Wiesbaden 1
Telephone (0611) 752475

Distribution:
Verlag Metzler-Poeschel Stuttgart

Delivery:
Messrs. Hermann Leins GmbH & Co. KG
Holzwiesenstr. 2
Postbox 11 52
D-7408 Kusterdingen
Telephone: 07071/33046
Telefax: 07071/33653
Telex: 7 262 891 mepo d

Periodicity: annually
Published in September 1991
Price: DM 26.10
Order Number: 6370010 - 90700

Copyright: Statistisches Bundesamt, Wiesbaden 1991

Reproduction of the contents of this publication permitted
- except for commercial purposes - subject to acknowledgement
of the source.

Contents

	Page
Introduction	4
Geographical Nomenclature for the Foreign Trade Statistics of the Federal Republic of Germany	6
Alphabetical Index of Countries for Table 7	7
Chart: Index of Current Value, Volume and Average Value of Imports and Exports (Special Trade)	8
Tables:	
1 Development of Current Value and Volume (Base 1980) of Imports and Exports (Special Trade) by Sections of the SITC-Rev. 3	
1.1 Imports by Groups of Countries in 1 000 DM	10
1.2 Exports by Groups of Countries in 1 000 DM	12
2 Index of Current Value, Volume and Average Value of Imports and Exports (Special Trade) by Sections of the SITC-Rev. 3 (1980 = 100)	
2.1 Total	14
2.2 EC-Countries	16
2.3 Other Countries	18
3 Imports and Exports (Special Trade) by Sections and Divisions of the SITC-Rev. 3	
3.1 Imports	20
3.2 Exports	21
4 Imports and Exports (Special Trade) by Groups and Subgroups of the SITC-Rev. 3	
4.1 Imports	22
4.2 Exports	40
5 Imports and Exports (Special Trade) by Continents and Countries (Countries of Production and Consumption)	56
6 Imports and Exports (Special Trade) by Groups of the SITC-Rev. 3 and by Countries of Production and Consumption	59
7 Imports and Exports (Special Trade) by Countries of Production and Consumption and by Groups of the SITC-Rev. 3	231

Data for the Federal Republic of Germany according to the territory prior to 3 October 1990;
they include Berlin (West).

Symbols and Abbreviations

- 0 = Less than half of 1 at the last occupied digit, but more than nil
- = Category not applicable
- . = Figure unknown or not to be disclosed
- X = Tabular group blocked, information not meaningful

n.e.s. = Not elsewhere stated

Introduction

1 General explanations

1.1 Legal foundations

The legal foundations of foreign trade statistics are:

- The Law on Statistics for Federal Purposes (Federal Statistics Law - BStatG) as amended on 22 January 1987 (Bundesgesetzblatt I, p. 462, 565, amended by Article 2 of the Law of 17 December 1990 (Bundesgesetzblatt I, p. 2837),
- the Law on Statistics on Frontier Crossing Trade in Goods (Foreign Trade Statistics Law - AHStatGes) of 1 May 1957 (Bundesgesetzblatt I, p. 413), amended by Article 9 of the 1st Law on the Adjustment of Statistics of 14 March 1980 (Bundesgesetzblatt I, p. 294),
- the Ordinance for the Implementation of the Law on Statistics on Frontier Crossing Trade in Goods (Foreign Trade Statistics - Implementing Ordinance - AHStatDV) as amended on 8 February 1989 (Bundesgesetzblatt I, p. 203), amended by the 8th Ordinance amending the Ordinance on the Implementation of the Law on Statistics on Frontier Crossing Trade in Goods of 20 November 1989 (Bundesgesetzblatt I, p. 2042),
- further the legal provisions of the EC as mentioned in Section I - Paragraph D of the leaflet on the Single Document of 23 October 1987, published in the Federal Advertiser on 12 November 1987, No. 213 a).

1.2 Subject-matter

Subject matter of the foreign trade statistics of the Federal Republic of Germany is the frontier crossing trade in goods of the statistical territory with foreign countries.

Foreign countries for the purposes of foreign trade statistics are the territories outside the statistical territory and outside the former German Democratic Republic and Berlin (East).

Foreign trade statistics do not include the trade in goods between the statistical territory and the former German Democratic Republic and Berlin (East). It is shown in separate statistics published as Series 6 in Subject-Matter Series 6 (Commerce, Hotel and Restaurant Industry, Tourism).

1.3 Statistical territory

The statistical territory of foreign trade statistics comprises the Federal Republic of Germany (excl. the customs exclave of Büsingen) incl. Berlin (West) and the Austrian communities of Jungholz and Mittelberg (as customs enclaves).

1.4 Declaration

The results of foreign trade statistics are generally based on the data provided by importers and exporters. The declaration for purposes of foreign trade statistics is as a rule effected using the forms "Einfuhranmeldung" (Import declaration) and "Ausfuhrerklärung zugleich Ausfuhranmeldung" (Notification of exports and export declaration).

1.5 Trade system

The frontier crossing goods traffic is shown in foreign trade statistics as general trade (see Section 3), as special trade and as transit (only transshipment and transit entering and leaving by sea; see Series 6). Special trade essentially comprises those commodities which entered the statistical territory for use, consumption, working or manufacturing, or which, respectively, originated from production, working or manufacturing in the statistical territory and have been exported.

2 Special trade

2.1 The data of the present publication relate to special trade which comprises

2.1.1 in imports

- the direct importation of goods into free circulation, for inward processing under customs control ("Eigenveredelung" - processing of goods by Germans for German account - and "Lohnveredelung" - processing of goods by Germans for foreign account), after outward processing under customs control, and also repair trade,
- the importation of foreign goods leaving customs warehouses into the above mentioned types of imports; as warehouses in the meaning of foreign trade statistics are considered free port stores and customs storage warehouses (incl. open customs storage warehouses), as well as some special cases.

2.1.2 in exports

the exportation of goods from free circulation, after customs-approved inward processing ("Eigenveredelung" - processing of goods by Germans for German account - and "Lohnveredelung" - processing of goods by Germans for foreign account), for customs-approved outward processing, and also repair trade.

2.2 Ships' and aircraft stores

As ships' and aircraft stores are shown in special trade the delivery of foreign goods leaving customs warehouses for the needs of outward-bound German sea-going vessels and aircraft (as imports), as well as the delivery of goods from free circulation and inward processing for the needs of outward-bound foreign ships and aircraft (as exports). Included among ships' and aircraft stores as imports is also the delivery of foreign goods leaving customs warehouses for the supply of German sea-going ships and aircraft in foreign ports/airports. The relevant data are included in the types of importation and/or exportation mentioned in Section 2.1.1 and 2.1.2, respectively.

2.3 Exemptions and simplifications

The results of foreign trade statistics do not comprise goods and transport operations which according to Art. 31 of the Ordinance for the Implementation of the Law on Statistics on Frontier Crossing in Goods (AHStatDV) are exempted from declaration, such as since October 1989 shipments of industrial goods of a value of up to DM 1 000 inclusive (previously DM 500) and of food and agricultural goods of a value of up to DM 200 inclusive (previously DM 100), provided the weight of the shipment does not exceed 1,000 kg; presents of a value of DM 1 000 inclusive per shipment; silver and gold for international payments; diplomatic and consular goods; up to 1975 electric power.

Not included either are goods imported or exported by the foreign armed forces stationed in the Federal Republic of Germany.

2.4 Reference month

As far as the presentation of foreign trade as special trade is concerned, direct imports and exports are generally shown in the month they crossed the border, while importations of goods entering customs warehouses, on the other hand, are shown only at the time of their importation from customs warehouses. Due to unavoidable delays in the submission of the declaration, and also because of the necessity to clear up doubtful items, it is possible to some, though a rather small extent that imports and exports are shown in a later reporting period. On the other hand, the export figures may also comprise shipments which, with the combined shipping procedure, with the simplified combined shipping procedure by railway or with the TIR procedure, have not yet left the statistical territory.

2.5 Commodity classifications

The grouping of commodities is shown according to the Standard International Trade Classification, Revision 3 (abbreviated title: SITC-Rev. 3; Statistical Papers, Series M, No. 34/Rev. 3).

According to a decision of the Council of the European Communities taken on 9 December 1975 (75/767 EEC), this revised version of the SITC will be used in the member countries as of January 1978. It replaces the first revised 1961 version of the Standard International Trade Classification (SITC, Revised).

As against the first revised version, the SITC-Rev. 3 contains numerous changes and, in part, considerable extensions and has also been reconciled with the Nomenclature of the Customs Cooperation Council - CCCN - (formerly "Brussels Tariff Nomenclature") in such a manner that the smallest components (5 - digit SITC - positions) are corresponding to the tariff numbers of this nomenclature, or parts of such tariff numbers.

Details concerning the allocation of commodities can be seen from a correlation of the positions of the SITC-Rev. 3 with the Commodity Classification for Foreign Trade Statistics which can be obtained as a special print direct from the Federal Statistical Office, Postfach 55 28, D-6200 Wiesbaden 1. This correlation is further published as Annex 1 in the annual issue of Series 1 of Subject - Matter Series 7.

In the present report, the figures shown are for all reporting periods presented according to the new version of the SITC-Rev. II.

For many items the commodity descriptions have been abbreviated. The complete wording can be seen from the original version of the SITC, Rev. II, of the United Nations.

Deviating therefrom, postal packages (911) are classified in German foreign trade statistics according to their contents. Gold coins are covered by group 972; other coins (961) used as legal tender are not contained in the figures of foreign trade statistics.

Foreign Trade of electric energy comprises the financial settlements (incl. some special cases) and is shown throughout in Mwh.

See also the article "Neue Warennomenklaturen für die Außenhandelsstatistik ab 1988" (New nomenclatures of goods for foreign trade statistics in "Wirtschaft und Statistik") No. 5/1987, p. 396 ff. -

2.6 Presentation

In Table 6 only those countries for which the reported value of imports or exports was at least \$ 30,000 are presented under the individual groups.

Table 7 presents under the various countries merely those groups of the SITC, for which the reported value for imports or exports was at least \$ 30,000 in the year concerned.

Where the country of origin is not known, it will be replaced by the country of consignment. The country of consignment is the country from which the goods were shipped into the statistical territory without being subjected to consecutive stays or legal operations in the countries of transit other than those in connection with their shipment.

With regard to exports, that country is shown as the country of destination in which the goods shall be used or consumed, worked or manufactured. Where the country of destination is not known, it will be the last known country into which the goods are to be shipped that will be considered as the country of destination.

2.7 Partner countries

The "Alphabetic Index of Countries for Foreign Trade Statistics" as of January 1990 includes altogether 199 countries or areas, respectively. A detailed list of all countries is included in this publication.

With regard to imports, that country of origin as the country of production where goods were produced (country of origin), where the goods either were entirely extracted or manufactured, or where they underwent their last essential and economically justified working or stage of manufacture. There apply the conceptual definitions of Articles 4 to 7, Par. 1, of the Ordinance (EEC) No. 802/68 of the Council of 27 June 1968 (OJ EurCom., No. L 148, p. 1). As far as exports are concerned, that country is shown as the country of consumption (country of destination), in which the goods are to be used or consumed, worked or transformed.

2.8 Quantities

The quantity data (deciton - dt = 100 kg) refer to the net weight of the goods, or the net weight incl. retail packaging, respectively.

2.9 Values

The values are presented in DM 1,000 and in \$ 1,000. As a general principle, they relate to the value free at border which, independently of the currency shown on the invoice, must always be declared and recorded in DM. This is the value free at border of the statistical territory, and, as far as imports are concerned, the duties on entry are excluded. In the case of exportation or importation after processing, always the full value of the goods including processing and distribution costs is shown.

The values published in \$ 1,000 have been subsequently computed for imports and exports from the DM values. For this purpose, the following conversion rates were applied:

As from year, month	DM for 1 US-\$	As from year, month	DM for 1 US-\$
1985		1986	
January	3,17	January	2,44
February	3,29	February	2,33
March	3,31	March	2,26
April	3,08	April	2,27
May	3,11	May	2,23
June	3,06	June	2,24
July	2,92	July	2,15
August	2,79	August	2,06
September	2,84	September	2,04
October	2,64	October	2,00
November	2,59	November	2,03
December	2,51	December	1,99
1987		1988	
January	1,86	January	1,65
February	1,83	February	1,70
March	1,81	March	1,68
April	1,79	April	1,67
May	1,82	May	1,69
June	1,85	June	1,76
July	1,86	July	1,84
August	1,81	August	1,89
September	1,80	September	1,87
October	1,68	October	1,82
November	1,63	November	1,75
December		December	1,76
1989		1990	
January	1,83	January	1,69
February	1,85	February	1,68
March	1,87	March	1,70
April	1,87	April	1,69
May	1,95	May	1,66
June	1,98	June	1,68
July	1,89	July	1,64
August	1,93	August	1,57
September	1,95	September	1,57
October	1,87	October	1,52
November	1,83	November	1,49
December	1,74	December	1,49

Deviations from the specific conversion ratio may be due to rounding of the partial figures of which the figures shown here are composed.

2.10 Volume, indices, terms of trade

The volume is determined by multiplying the quantity of the reference month (per commodity number and group of countries) with the unit value of the base year (per commodity number and group of countries). The required base unit values are calculated by dividing the actual values of the base year (per commodity number and group of countries) by the relevant quantities. The volume indicates what the imports/exports would have been in the reference period if the unit values of the base year had remained constant.

The current value index shows the development of the nominal values as related to the base period. The volume index (according to Laspeyres) represents the development of foreign trade, adjusted for changes of the unit value. The unit value index (according to Paasche) informs about the movement of import and export unit values on the basis of the frontier crossing values. The terms of trade indicate how the purchasing power of an export unit, as measured in import units, has changed against the base year.

Index formulae:

$$\text{Current value index: } V_{o,n} = \frac{P_n \cdot q_n}{P_o \cdot q_o} \cdot 100$$

$$\text{Volume index: (according to Laspeyres)} \quad Q_{o,n} = \frac{P_o \cdot q_n}{P_o \cdot q_o} \cdot 100$$

$$\text{Unit value index: (according to Paasche)} \quad P_{o,n} = \frac{P_n \cdot q_n}{P_n \cdot p_n} \cdot 100$$

(x)

$$\text{Terms of trade: (real exchange relationship)} \quad \text{ToT} = \frac{P_{o,n}}{P_{o,n}^{(m)}} \cdot 100$$

p = unit value per commodity number and group of countries, q = quantity per commodity number and group of countries, o = base period, n = reference period

$p^{(x)}$ = index of export unit values, $p_{o,n}^{(m)}$ = index of import unit values.

See in this connection the article: "Neuberechnung des Außenhandelsvolumens und der Außenhandelsindizes of Basis 1980" in: "Wirtschaft und Statistik", No. 2/1984, p. 155 ff.

2.11 Publications and information service

Rather detailed figures of foreign trade statistics are being published in Series 2 to 8 and S of Subject-Matter Series 7, entitled "Außenhandel" (Foreign trade).

Moreover, figures of still greater detail may be obtained against reimbursement of costs in the form of table extracts from the Federal Statistical Office, P.O.B. 5528, D-6200 Wiesbaden 1. Out of the great number of possible tabulations, the following should be mentioned:

Imports and exports by commodity numbers, countries of origin and of destination, types of imports and of exports,

Imports by code numbers, countries of origin and types of imports,

Imports/exports by sections, divisions, groups, sub-groups or items of the SITC and countries of origin/destination,

Imports/exports by trading countries and by countries of origin/destination as well as by commodity subgroups of food industry and the industrial economy,

Imports entering customs warehouses, imports leaving customs warehouses and exports leaving customs warehouses by commodity numbers and countries

Imports according to branches of transport, border sections, countries of origin and of destination as well as commodity subgroups of food industry and the industrial economy

A detailed description of the methodology of foreign trade statistics is contained in the publication "Außenhandel und Statistik" (Foreign Trade and Statistics) of the series "Zahl und Leben" (Figures and Life), No. 7, also published by Messrs. W. Kohlhammer.

See also the article "Methodische, systematische und anmeldetechnische Änderungen in der Außenhandelsstatistik ab 1988" (Changes of methodology, classification and declaration techniques in foreign trade statistics as from 1988) in "Wirtschaft und Statistik", No. 10/1986, p. 773 ff.

3

Notes

The figures for 1990 are definite results. For the results of earlier reference periods always applies the "Introductory Note" (Vormerkung) of the relevant report.

Geographical Nomenclature for the Foreign Trade Statistics of the Federal Republic of Germany

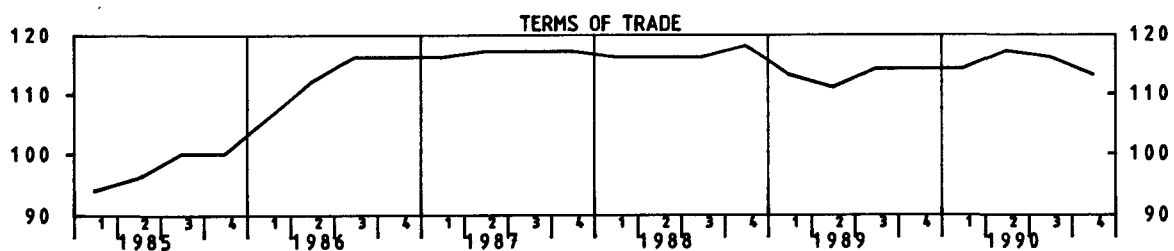
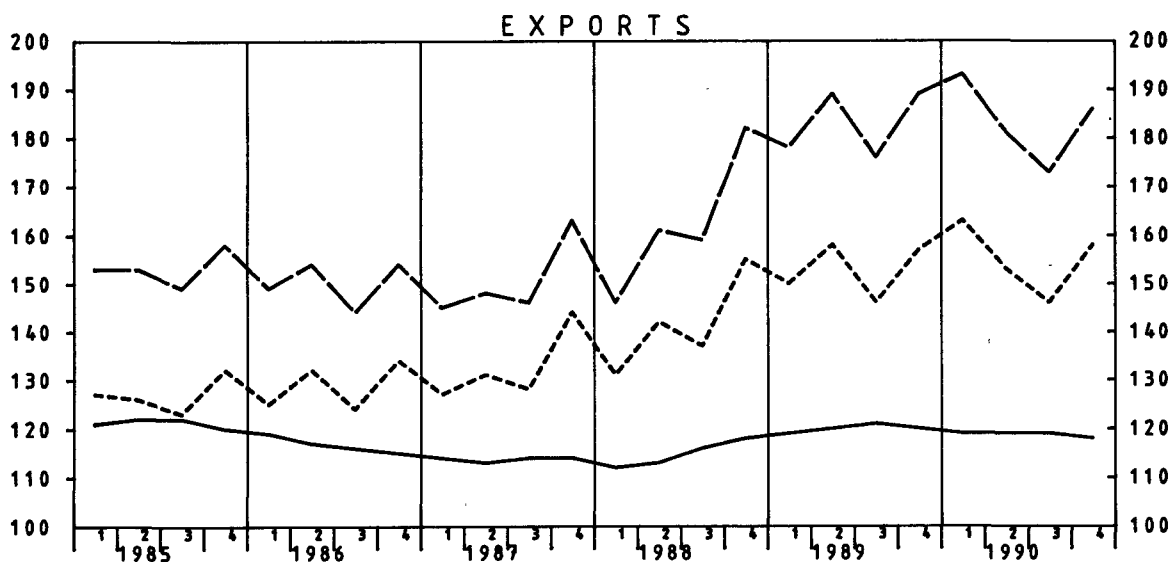
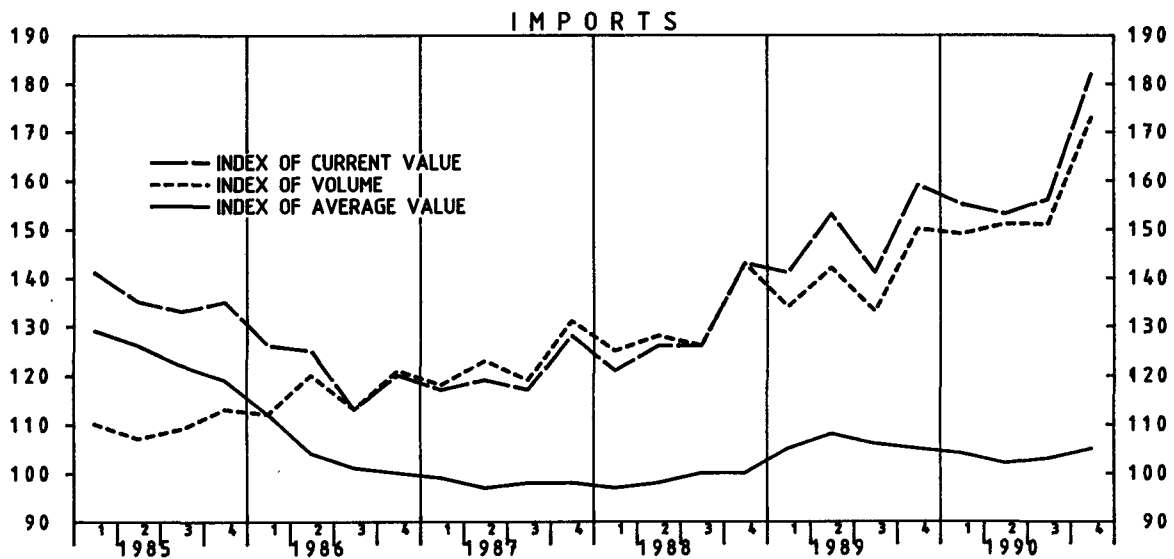
E U R O P E		328	Burundi	A S I A
	Community	329	St Helena a. dependencies	
		330	Angola	Near and Middle East
		334	Ethiopia	
001	France (incl. Monaco)	338	Djibouti	600
002	Belgium a. Luxembourg.	342	Somalia	604
003	Netherlands	346	Kenya	608
005	Italy (incl. San Marino)	350	Uganda	612
006	United Kingdom (Great Britain, Northern Ireland, Isle of Man, British Channel Islands)	352	Tanzania	616
		355	Seychelles a. dependencies	624
		357	British Indian Ocean Territory (Chagos Archipelago)	628
007	Ireland			632
008	Denmark	366	Mozambique	636
009	Greece	370	Madagascar	640
010	Portugal (incl. Azores a. Madeira)	372	Réunion	644
		373	Mauritius	647
011	Spain	375	Comoros	649
	Spanisch territories not included in the customs or statistical territory	377	Mayotte	652
		378	Zambia	656
		382	Zimbabwe	
		386	Malawi	
021	Canary Islands	388	South Africa	
022	Ceuta a. Melilla	389	Namibia	Other Asian Countries
	Other European Countries	391	Botswana	
		393	Swaziland	
		395	Lesotho	
024	Iceland			660
025	Faroe Islands			662
028	Norway (incl. Svalbard)			664
030	Sweden			666
032	Finland			667
036	Switzerland (incl. Büsingen, Liechtenstein)			669
038	Austria (excl. Jungholz a. Mittelberg)	400	North America	672
			United States of America (incl. Puerto Rico)	675
043	Andorra	404	Canada	676
044	Gibraltar	406	Greenland	680
045	Vatican City State	408	St Pierre a. Miquelon	684
046	Malta			690
048	Yugoslavia		Central and South America	696
052	Turkey			700
056	Soviet Union	412	Mexiko	701
060	Poland	413	Bermuda	703
062	Czechoslovakia	416	Guatemala	706
064	Hungary	421	Belize	708
066	Romania	424	Honduras	716
068	Bulgaria	428	El Salvador	720
070	Albania	432	Nicaragua	724
		436	Costa Rica	728
		442	Panama	732
		446	Anguilla	736
		448	Cuba	740
		449	St. Christoph a. Nevis	743
		452	Baiti	
204	Morocco	453	Bahamas	A U S T R A L A S I A ,
208	Algeria	454	Turks a. Caicos Islands	O C E A N I A A N D
212	Tunisia	456	Dominican Republic	O T H E R T E R R I T O R I E S
216	Libya	457	Virgin Islands of the United States	
220	Egypt	458	Guadeloupe	800
224	Sudan	459	Antigua a. Barbuda	801
		460	Dominica	802
		461	British Virgin Iclands	
		462	Martinique	803
228	Mauritania	463	Cayman Islands	804
232	Mali	464	Jamaica	806
236	Burkina Faso	465	St Lucia	807
240	Niger	467	St Vincent	808
244	Chad	469	Barbados	809
247	Cape Verde	472	Trinidad a. Tobago	811
248	Senegal	473	Grenada	812
252	Gambia	474	Aruba	813
257	Guinea Bissau	476	Netherlands Antilles (Curacao, etc.)	814
260	Guinea	480	Colombia	
264	Sierra Leone	484	Venezuela	815
268	Liberia	488	Guyana	816
272	Ivory Coast	492	Suriname	817
276	Ghana	496	French Guiana	819
280	Togo	500	Ecuador	822
284	Benin	504	Peru	890
288	Nigeria	508	Bracil	
		512	Chile	M I S C E L L A N E O U S
		516	Bolivia	
		520	Paraguay	950
		524	Uruguay	
		528	Argentina	
		529	Falkland Islands a. dependencies	958
				Unidentified countries a. territories

Neither the headings which make up this nomenclature nor the details used with them are to be taken as any expression of opinion on the political status of the countries or territories concerned.

Alphabetical Index of Countries for Table 7

Country	Page	Country	Page
Afghanistan	365	Liberia	300
Albania	288	Libya	293
Algeria	290	Macao	392
American Oceania	395	Madagascar	313
Americ. Virgin Is.	334	Malawi	317
Andorra	269	Malaysia	376
Angola	308	Maldives	369
Antigua & Barbuda	334	Mali	296
Anguilla	331	Malta	270
Argentina	348	Martinique	334
Aruba	337	Mauritania	296
Australia	392	Mauritius	315
Austral. Oceania	394	Mayotte	315
Austria	267	Mexico	326
Bahamas	333	Mongolia	381
Bahrain	361	Morocco	289
Bangladesh	369	Mozambique	313
Barbados	336	Myanmar	371
Belgium & Luxembourg	233	Namibia	320
Belize	328	Nauru	394
Benin	302	Nepal	371
Bermuda	327	Netherl. Antilles	337
Bhutan	371	Netherlands	236
Bolivia	346	New Caledonia	396
Botswana	320	New Zealand	394
Brazil	342	N. Zealand Oceania	396
Brit. In. Oc. Terr.	313	Nicaragua	329
British Virgin Islands	334	Niger	297
Brunei	377	Nigeria	303
Bulgaria	287	North Korea	383
Burkina Faso	297	North Yemen	364
Burundi	308	Norway	258
Cambodia	374	Oman	363
Cameroon	304	Pakistan	366
Canada	323	Panama	331
Canary Islands	255	Papua New Guinea	394
Cape Verde	297	Paraguay	346
Cayman Islands	335	Peru	341
Central Afr. Rep.	305	Philippines	379
Ceuta and Melilla	256	Pitcairn	396
Chad	297	Poland	278
Chile	344	Polar Reg.	397
China	381	Portugal	250
Columbia	337	Qatar	361
Comoros	315	Réunion	314
Congo	306	Romania	285
Costa Rica	330	Rwanda	307
Cuba	331	S. Tomé & Príncipe	305
Cyprus	350	Saudi Arabia	358
Czechoslovakia	280	Senegal	298
Denmark	246	Seychelles	313
Djibouti	310	Ships suppl.	397
Dominica	334	Sierra Leone	299
Dominican Republic	333	Singapore	378
Ecuador	340	Solomon Islands	395
Egypt	294	Somalia	310
El Salvador	329	South Africa	318
Equatorial Guinea	305	South Korea	384
Ethiopia	309	South Yemen	365
Falkland Is.	350	Sovietunion	276
Faroe Islands	257	Spain	252
Finland	262	Sri Lanka	370
Fiji	396	St. Christoph a. Nevis	332
France	231	St. Helena	308
French Guiana	340	St. Lucia	335
French Polynesia	397	St. Pierre & Miquelon	325
Gabon	305	St. Vincent	335
Gambia	298	Sudan	295
Ghana	301	Suriname	340
Gibraltar	270	Swaziland	320
Greece	248	Sweden	260
Greenland	325	Switzerland	264
Grenada	337	Syria	352
Guadeloupe	334	Taiwan	388
Guatemala	327	Tanzania	312
Guinea	299	Thailand	372
Guinea-Bissau	299	Togo	302
Guyana	340	Tonga	397
Haiti	332	Trinidad and Tobago	336
Honduras	328	Turks & Caicos Is.	333
Hong Kong	390	Tunisia	291
Hungary	283	Turkey	274
Iceland	256	Tuvalu	395
India	367	Uganda	311
Indonesia	374	Unident. Countries	397
Iran	354	Unit. Arab. Emirates	362
Iraq	353	United Kingdom	241
Ireland	244	Uruguay	347
Israel	355	USA	321
Italy	238	Vanuatu	396
Ivory Coast	300	Vatican City	270
Jamaica	335	Venezuela	338
Japan	385	Vietnam	373
Jordan	357	Wallis & Futuna	396
Kenya	310	West. Samoa	397
Kiribati	396	Yugoslavia	272
Kuwait	360	Zaire	306
Laos	373	Zambia	316
Lebanon	351	Zimbabwe	316
Lesotho	321		

INDEX OF CURRENT VALUE, VOLUME AND AVERAGE VALUE OF IMPORTS
AND EXPORTS (SPEZIAL TRADE)
1980 = 100 BNK08961



STATISTISCHES BUNDESAMT

1) INDEX OF AVERAGE VALUE OF EXPORTS IN %
OF THE INDEX OF AVERAGE VALUE OF IMPORTS

Tables

1 Development of Current Value and Volume of Imports and Exports
(Special Trade) by Sections of the SITC - Rev. 3

1.1 Imports by Groups of Countries
- Countries of production -

Year Quarter	Total	Section									
		0 Food and live animals	1 Beverages and tobacco	2 Crude materials, inedible	3 Mineral fuels, lubricants etc.	4 Animal and vegetable oils and fats	5 Chemicals	6 Manufactured goods classified chiefly by material	7 Machinery and transport equipment	8 Miscella- neous manufactured articles	9 Commodities and trans- actions not classified acc. to kind 1)
Current Value in 1 000 DM											
Total											
1986	413 744 431	42 742 435	4 495 593	26 502 182	48 246 745	1 518 959	38 313 033	73 404 423	108 953 938	55 928 798	13 638 325
1987	409 641 283	40 147 293	4 472 414	25 111 842	39 508 418	1 173 220	38 512 189	71 642 811	114 475 484	61 537 596	13 060 016
1988	439 609 422	41 445 640	4 381 419	28 511 906	33 516 928	1 454 145	42 620 167	80 471 495	128 137 884	65 699 099	13 370 739
1989	506 464 705	43 764 669	4 697 953	33 393 370	38 344 662	1 729 856	47 700 968	94 630 997	154 364 755	73 320 272	14 517 203
1990	550 627 705	46 377 795	5 423 862	29 534 802	45 548 306	1 524 223	49 662 715	98 253 529	178 099 608	83 061 466	13 141 399
1986 Q. 1	107 752 297	10 587 192	1 110 627	7 048 133	17 561 033	436 911	9 551 478	18 360 420	26 072 042	13 806 483	3 217 978
Q. 2	106 862 708	11 690 163	1 030 080	6 895 305	12 505 117	404 670	9 933 821	19 622 279	28 125 334	12 721 875	3 934 064
Q. 3	96 507 113	9 938 950	1 092 247	5 876 574	9 066 790	358 962	9 603 671	17 275 075	25 434 548	14 737 443	3 122 853
Q. 4	102 622 313	10 526 130	1 262 639	6 682 170	9 113 805	318 416	9 224 063	18 146 649	29 322 014	14 662 997	3 363 430
1987 Q. 1	99 474 145	9 705 803	1 029 625	6 272 306	10 058 955	285 128	9 497 400	17 300 106	27 389 748	15 204 772	2 730 302
Q. 2	101 781 751	10 447 543	1 033 573	6 293 893	9 594 437	277 041	9 549 769	18 215 516	29 286 064	13 740 675	3 343 240
Q. 3	99 512 268	9 443 748	1 035 040	6 030 997	9 947 434	302 883	9 690 078	17 086 421	26 495 119	16 427 828	3 052 720
Q. 4	108 873 119	10 550 199	1 374 176	6 514 646	9 907 592	308 168	9 774 942	19 040 768	31 304 553	16 164 321	3 933 754
1988 Q. 1	102 956 035	9 785 155	977 793	6 520 958	8 686 672	276 699	10 129 226	18 204 974	29 241 993	16 449 938	2 682 627
Q. 2	107 159 655	10 615 190	1 030 886	7 201 282	8 028 894	322 460	10 233 967	20 084 943	31 969 281	14 224 939	3 247 813
Q. 3	107 174 961	9 877 156	1 027 050	6 975 154	8 478 838	431 911	10 548 535	19 328 803	29 881 596	17 403 662	3 222 256
Q. 4	122 318 771	11 168 139	1 345 690	7 814 512	8 322 524	423 075	11 708 439	22 852 775	37 045 014	17 620 560	4 018 043
1989 Q. 1	120 147 075	10 473 849	1 109 839	8 286 536	8 369 857	420 462	11 715 377	23 067 517	35 056 858	18 110 400	3 536 380
Q. 2	130 921 557	11 982 783	1 131 753	8 767 670	9 273 765	434 543	12 394 484	25 117 724	40 977 063	17 178 826	3 662 946
Q. 3	120 116 079	10 122 488	1 089 131	7 844 358	9 601 480	428 080	11 619 774	22 297 547	34 960 669	18 733 363	3 419 189
Q. 4	135 279 994	11 185 549	1 367 230	8 494 806	11 099 560	446 771	11 971 333	24 148 209	43 370 165	19 297 683	3 898 688
1990 Q. 1	132 034 011	10 845 085	1 203 408	7 834 809	10 486 162	392 051	12 072 700	24 158 609	41 543 200	20 238 457	3 259 530
Q. 2	130 940 777	11 599 123	1 216 318	7 690 878	9 214 338	360 556	12 242 460	24 775 655	42 344 492	18 165 334	3 331 623
Q. 3	132 723 335	11 248 258	1 287 380	6 721 194	10 847 883	378 915	12 024 292	23 184 986	42 414 784	21 385 973	3 229 670
Q. 4	154 929 582	12 685 329	1 716 756	7 287 921	14 999 923	392 701	13 323 263	26 134 279	51 797 132	23 271 702	3 320 576
EC-Countries ²⁾											
1986	206 022 336	24 129 013	2 749 520	8 500 244	22 195 123	669 549	25 388 927	39 870 372	53 061 666	24 418 799	5 039 123
1987	204 705 059	23 435 208	2 869 218	8 303 921	18 625 506	559 791	25 846 720	38 955 271	55 203 234	26 019 810	4 886 380
1988	215 435 117	24 140 311	3 052 029	9 587 572	14 486 169	703 420	28 698 822	42 997 233	60 940 841	26 235 996	4 592 724
1989	244 165 360	25 776 531	3 264 395	10 407 390	16 107 682	800 300	31 026 639	49 760 084	73 367 442	28 960 107	4 694 790
1990	268 912 966	28 351 240	3 798 746	9 625 369	18 629 344	732 763	32 385 729	52 511 294	85 400 542	33 249 817	4 228 122
1986 Q. 1	53 961 404	5 781 533	677 369	2 338 358	8 418 385	195 651	6 390 007	9 834 612	13 046 095	5 953 146	1 326 248
Q. 2	54 030 812	6 856 272	629 992	2 134 580	6 000 819	175 954	6 587 886	10 779 264	13 717 024	5 633 182	1 515 839
Q. 3	47 344 442	5 985 212	599 166	1 773 332	3 761 245	161 490	6 308 076	9 228 687	12 097 503	6 436 483	993 248
Q. 4	50 685 678	5 505 996	842 993	2 253 974	4 014 674	136 454	6 102 958	10 027 809	14 201 044	6 395 988	1 203 788
1987 Q. 1	49 612 670	5 295 283	655 571	2 070 348	5 053 329	140 083	6 476 135	9 363 509	13 132 161	6 431 668	994 583
Q. 2	51 967 258	6 245 001	667 210	2 121 955	4 495 620	135 043	6 335 426	10 097 068	14 823 882	5 840 028	1 206 025
Q. 3	48 776 523	5 884 999	651 143	1 853 113	4 436 361	142 487	6 454 101	9 057 003	12 469 001	6 837 220	991 095
Q. 4	54 348 608	6 009 925	895 294	2 258 505	4 640 196	142 178	6 581 058	10 437 691	14 778 190	6 910 894	1 694 677
1988 Q. 1	51 291 995	5 698 181	694 917	2 334 822	3 931 729	142 460	6 860 141	9 793 623	14 264 144	6 638 274	933 704
Q. 2	53 566 457	6 413 306	717 673	2 491 816	3 450 598	162 081	6 912 424	10 973 043	15 492 734	5 821 492	1 131 290
Q. 3	50 332 505	5 839 934	661 384	2 098 208	3 514 270	120 386	7 074 863	10 017 320	13 149 063	6 723 295	1 043 782
Q. 4	60 244 160	6 188 890	978 055	2 662 726	3 589 572	188 493	7 851 394	12 213 247	18 034 900	7 052 935	1 483 948
1989 Q. 1	57 861 807	5 901 281	777 986	2 798 839	3 585 689	189 535	7 712 805	11 829 799	16 800 930	7 103 133	1 161 810
Q. 2	63 723 936	7 187 324	786 073	2 763 491	3 638 921	209 339	8 015 048	13 355 710	19 697 030	6 852 887	1 218 113
Q. 3	56 869 289	6 216 449	720 093	2 189 797	4 068 628	192 798	7 526 018	11 492 126	16 243 560	7 201 661	1 018 159
Q. 4	65 710 328	6 471 477	980 243	2 655 263	4 814 444	208 628	7 772 768	13 082 449	20 625 922	7 802 426	1 296 708
1990 Q. 1	63 770 910	6 417 621	849 195	2 532 624	4 311 739	174 029	7 839 977	12 779 478	20 049 301	7 857 651	959 295
Q. 2	63 769 821	7 295 682	843 994	2 470 976	3 750 542	171 689	8 027 357	13 358 361	19 463 394	7 321 712	1 066 114
Q. 3	64 016 977	7 195 596	904 192	2 071 457	4 373 130	185 157	7 885 925	12 150 390	19 890 930	8 331 055	1 029 145
Q. 4	77 355 258	7 442 341	1 201 365	2 550 312	6 193 933	201 888	8 632 470	14 223 065	25 996 917	9 739 399	1 173 568
Other Countries ³⁾											
1986	207 722 095	18 613 422	1 746 073	18 001 938	26 051 622	849 410	12 924 106	33 534 051	55 892 272	31 509 999	8 599 202
1987	204 936 224	16 712 085	1 603 196	16 807 921	20 882 912	613 429	12 665 469	32 687 540	59 272 250	35 517 786	8 173 636
1988	224 174 305	17 305 329	1 329 390	18 924 334	19 030 759	750 725	13 921 345	37 474 262	67 197 043	39 463 103	8 778 015
1989	262 299 345	17 988 138	1 433 558	22 985 980	22 236 980	929 556	16 674 329	44 870 913	80 997 313	44 360 165	9 822 413
1990	281 714 739	18 026 555	1 625 116	19 909 433	26 918 962	791 460	17 276 986	45 742 235	92 699 066	49 811 649	8 913 277
1986 Q. 1	53 790 893	4 805 659	433 258	4 709 775	9 142 648	241 260	3 161 471	8 525 808	13 025 947	7 853 337	1 891 730
Q. 2	52 831 896	4 833 891	400 088	4 760 725	6 504 298	228 716	3 345 935	8 843 015	14 408 310	7 088 693	2 418 225
Q. 3	49 162 671	3 953 738	493 081	4 103 242	5 305 545	197 472	3 295 595	8 046 388	13 337 045	8 300 960	2 129 605
Q. 4	51 936 635	5 020 134	419 646	4 428 196	5 099 131	181 962	3 121 105	8 118 840	15 120 970	8 267 009	2 159 642
1987 Q. 1	49 861 475	4 410 520	374 054	4 201 958	5 005 626	145 045	3 021 265	7 936			

1 Development of Current Value and Volume of Imports and Exports
(Special Trade) by Sections of the SITC - Rev. 3

1.1 Imports by Groups of Countries

- Countries of production -

Year Quarter	Total	Section									
		0 Food and live animals	1 Beverages and tobacco	2 Crude materials, inedible	3 Mineral fuels, lubricants etc.	4 Animal and vegetable oils and fats	5 Chemicals	6 Manufactured goods classified chiefly by material	7 Machinery and transport equipment	8 Miscellane- ous manufactured articles	9 Commodities and trans- actions not classified acc. to kind 1)
Volume in 1 000 DM 2)											
Total											
1986	397 505 996	40 346 720	3 539 744	27 469 372	68 457 769	1 922 312	35 399 374	68 944 262	89 440 676	49 870 802	x
1987	418 801 308	41 716 504	3 792 350	29 230 918	66 639 305	1 866 975	37 905 739	71 358 475	96 768 578	57 127 432	x
1988	445 382 304	43 312 941	3 745 337	29 277 595	67 580 395	1 925 364	41 993 709	77 351 185	107 604 414	59 615 557	x
1989	477 813 279	44 751 118	3 778 259	30 853 253	64 923 092	2 190 542	44 328 533	84 011 253	125 660 578	64 054 778	x
1990	532 863 854	50 203 522	4 351 769	29 565 841	69 600 278	2 328 015	48 169 982	92 030 486	148 834 338	75 099 804	x
1986 Q. 1	95 851 976	9 615 846	874 131	6 774 813	17 273 356	429 136	8 194 974	16 636 617	21 291 274	11 891 178	x
Q. 2	102 645 790	10 659 557	797 392	7 116 604	18 564 952	472 436	8 988 524	18 257 400	22 805 556	11 542 086	x
Q. 3	96 039 853	9 574 910	859 772	6 150 604	16 880 410	499 356	9 105 056	16 468 490	20 900 621	12 888 081	x
Q. 4	102 968 377	10 496 407	1 008 449	7 427 351	15 739 051	521 384	9 110 820	17 581 755	24 443 225	13 549 457	x
1987 Q. 1	100 745 434	9 771 287	870 749	6 961 446	16 636 964	462 251	9 364 197	17 276 634	22 968 342	13 810 638	x
Q. 2	104 662 041	10 527 929	880 155	7 660 158	16 445 443	453 796	9 445 943	18 348 570	24 624 555	13 057 493	x
Q. 3	101 744 099	10 044 122	892 404	7 141 399	16 563 293	475 805	9 443 704	16 988 956	22 323 890	14 981 997	x
Q. 4	111 649 734	11 373 166	1 149 042	7 467 915	16 993 605	475 123	9 651 895	18 744 315	26 851 791	15 277 304	x
1988 Q. 1	106 326 024	10 299 941	854 354	7 185 043	16 643 718	406 182	10 108 510	18 351 305	24 979 593	14 839 845	x
Q. 2	109 273 053	10 891 300	888 185	7 616 364	16 079 186	463 101	10 145 617	19 624 115	26 796 027	13 341 713	x
Q. 3	107 764 401	10 357 056	900 956	6 871 780	17 076 091	540 823	10 346 080	18 302 716	24 822 279	15 464 758	x
Q. 4	122 018 826	11 764 644	1 101 842	7 604 408	17 781 400	515 258	11 393 502	21 073 049	31 006 515	15 969 241	x
1989 Q. 1	114 613 611	10 703 791	911 241	7 767 875	15 394 084	519 484	10 735 829	20 606 414	28 904 840	15 892 154	x
Q. 2	121 464 665	11 825 874	927 842	7 987 490	15 016 250	539 516	11 298 366	22 119 712	33 164 013	15 264 798	x
Q. 3	113 388 758	10 442 035	884 994	7 147 816	16 476 663	541 095	10 998 181	19 784 420	28 129 505	15 877 808	x
Q. 4	128 346 245	11 779 418	1 054 182	7 950 072	18 036 095	590 447	11 296 157	21 500 707	35 462 220	17 020 018	x
1990 Q. 1	127 078 510	11 597 765	945 843	7 605 373	16 737 822	557 306	11 748 234	22 550 427	34 634 836	17 572 121	x
Q. 2	128 844 172	12 139 655	953 981	7 605 945	17 133 695	540 254	11 982 488	23 186 272	35 506 364	16 517 377	x
Q. 3	129 172 716	12 294 847	1 066 432	6 795 231	17 399 758	587 282	11 818 887	21 704 911	35 244 664	19 139 760	x
Q. 4	147 768 456	14 171 255	1 385 513	7 559 292	18 329 003	643 173	12 620 373	24 588 876	43 448 474	21 870 546	x
EC-Countries ³⁾											
1986	197 560 423	22 925 304	2 314 076	8 736 054	31 030 116	745 149	23 543 413	36 550 516	45 595 788	21 834 079	x
1987	206 118 211	22 825 581	2 478 304	9 367 455	31 987 918	800 358	25 309 432	37 679 951	47 740 087	23 549 698	x
1988	216 070 563	23 920 526	2 595 773	9 892 133	29 129 097	886 904	28 496 539	40 631 080	52 704 112	23 714 101	x
1989	230 741 149	24 567 793	2 583 546	10 200 999	26 899 927	958 827	29 065 263	44 202 002	62 684 846	25 520 157	x
1990	255 647 710	27 432 092	2 898 345	9 903 617	27 864 338	977 268	31 563 671	48 014 331	73 425 610	29 710 322	x
1986 Q. 1	48 130 290	5 318 420	580 777	2 211 772	8 266 646	176 598	5 493 986	8 662 614	11 146 451	5 155 992	x
Q. 2	51 868 027	6 333 141	524 703	2 203 050	8 766 043	185 843	5 962 166	9 805 578	11 684 591	5 177 696	x
Q. 3	47 145 452	5 806 235	512 070	1 852 232	7 105 377	197 634	6 048 994	8 650 469	10 534 572	5 558 329	x
Q. 4	50 416 654	5 467 508	696 526	2 469 000	6 892 050	185 074	6 038 267	9 431 855	12 230 174	5 942 062	x
1987 Q. 1	49 725 715	5 089 013	579 116	2 161 725	8 486 640	197 489	6 389 329	9 088 813	11 284 182	5 572 327	x
Q. 2	52 517 202	5 834 605	580 649	2 615 111	7 969 189	196 067	6 223 519	9 885 329	12 738 231	5 387 803	x
Q. 3	49 209 620	5 891 026	575 139	2 190 277	7 549 518	207 682	6 253 519	8 774 666	10 795 455	6 084 130	x
Q. 4	54 665 674	6 010 937	743 400	2 400 342	7 982 571	199 120	6 443 065	9 931 143	12 922 219	6 505 438	x
1988 Q. 1	51 875 572	5 586 161	609 058	2 445 498	7 649 292	190 864	6 835 828	9 598 124	12 331 186	5 799 008	x
Q. 2	53 845 550	6 223 635	611 735	2 635 157	6 956 281	221 833	6 905 251	10 548 656	13 299 535	5 427 479	x
Q. 3	50 680 210	5 934 771	588 911	2 144 787	7 005 891	252 937	6 988 692	9 376 735	11 443 809	5 998 692	x
Q. 4	59 669 231	6 175 959	786 069	2 666 691	7 517 633	221 270	7 766 768	11 107 565	15 629 582	6 488 922	x
1989 Q. 1	55 076 834	5 660 124	631 066	2 669 665	6 556 054	221 010	7 094 974	10 580 349	14 510 866	6 167 798	x
Q. 2	59 066 678	6 712 603	635 485	2 700 383	5 780 837	257 364	7 325 159	11 757 315	16 636 131	6 209 709	x
Q. 3	54 180 239	5 994 319	586 207	2 178 973	6 858 164	224 806	7 212 836	10 277 576	13 854 850	6 113 214	x
Q. 4	62 417 398	6 200 747	730 788	2 651 978	7 704 872	255 647	7 432 294	11 586 762	17 682 999	7 029 436	x
1990 Q. 1	60 534 114	6 132 088	649 769	2 513 122	6 808 080	229 496	7 718 580	11 603 512	17 357 458	6 650 821	x
Q. 2	62 258 338	6 866 400	635 361	2 589 898	6 909 080	227 945	7 953 020	12 291 946	17 187 661	6 625 022	x
Q. 3	60 988 525	7 065 489	715 166	2 175 298	6 691 767	249 239	7 795 657	11 090 180	16 964 077	7 293 582	x
Q. 4	71 866 733	7 368 115	898 049	2 625 299	7 455 411	270 588	8 096 414	13 028 693	21 916 414	9 140 897	x
Other Countries ⁴⁾											
1986	199 945 573	17 421 416	1 225 668	18 733 318	37 427 653	1 177 163	11 855 961	32 393 746	43 844 888	28 036 723	x
1987	212 683 097	18 890 923	1 314 046	19 863 463	34 651 387	1 066 617	12 596 307	33 678 524	49 028 491	33 577 734	x
1988	229 311 741	19 392 415	1 149 564	19 385 462	38 451 298	1 038 460	13 497 170	36 720 105	54 900 302	35 901 456	x
1989	247 072 130	20 183 325	1 194 713	20 652 254	38 023 165	1 231 715	15 263 270	39 809 251	62 975 732	38 534 621	x
1990	277 216 144	22 771 430	1 453 424	19 662 224	41 735 940	1 350 747	16 606 311	44 016 155	75 408 728	45 389 482	x
1986 Q. 1	47 721 686	4 297 426	293 354	4 563 041	9 006 710	252 538	2 700 988	7 974 003	10 144 823	6 735 186	x
Q. 2	50 777 763	4 326 416	272 689	4 913 554	9 798 909	286 593	3 026 358	8 451 822	11 120 965	6 364 390	x
Q. 3	48 894 401	3 768 675	347 702	4 298 372	9 775 033	301 722	3 056 062	7 818 021	10 366 049	7 329 752	x
Q. 4	52 551 723	5 028 899	311 923	4 958 351	8 847 001	336 310	3 072 553	8 149 900	12 213 051	7 607 395	x
1987 Q. 1	51 019 719	4 682 274	291 633	4 799 721	8 150 324	264 762	2 974 868	8 187 821	11 684 160	8 238 311	x
Q. 2	52 144 839	4 693 324	299 506	5 045 047	8 476 254	257 729	3 222 424	8 463 241	11 886 324	7 669 690	x
Q. 3	52 534 479	4 153 096	317 265	4 951 122	9 013 775	268 123	3 190 185	8 214 290	11 528 435	8 897 867	x
Q. 4	56 984 060	5 362 229	405 642	5 067 573	9 011 034	276 003	3 208 830	8 813 172	13 929 572	8 771 866	x
1988 Q. 1	54 450 452	4 713 780	245 296	4 739 545	8 994 9						

1 Development of Current Value and Volume of Imports and Exports

(Special Trade) by Sections of the SITC - Rev. 3

1.2 Exports by Groups of Countries

- Countries of consumption -

Year Quarter	Total	Section									
		0	1	2	3	4	5	6	7	8	9
		Food and live animals	Beverages and tobacco	Crude materials, inedible	Mineral fuels, lubricants etc.	Animal and vegetable oils and fats	Chemicals	Manufactured goods classified chiefly by material	Machinery and transport equipment	Miscella- neous manufactured articles	Commodities and trans- actions not classified acc. to kind 1)
Current Value in 1 000 DM											
Total											
1986	526 363 011	21 712 601	3 363 379	9 225 052	8 611 437	1 689 614	67 691 009	95 134 314	251 331 983	55 921 241	11 682 381
1987	527 376 738	21 103 052	3 095 612	9 240 763	7 103 936	1 322 247	68 485 171	93 344 291	255 132 293	56 837 432	11 711 941
1988	567 653 979	23 644 276	3 249 220	10 639 085	6 918 414	1 596 459	76 908 424	102 554 733	272 817 717	62 363 668	6 961 983
1989	641 040 721	25 995 394	3 617 104	12 368 593	7 884 077	1 817 681	83 082 559	117 154 583	311 684 432	69 706 114	7 730 184
1990	642 784 701	25 108 717	3 732 802	11 696 492	8 183 003	1 544 813	81 703 870	113 497 987	317 217 905	71 712 944	8 386 168
1986 Q. 1	130 303 048	5 391 060	773 390	2 401 226	2 684 011	522 630	17 700 078	23 637 602	60 819 996	13 685 279	2 687 776
Q. 2	135 004 665	5 394 506	859 114	2 409 171	2 161 685	409 049	17 582 283	24 967 797	64 896 132	13 226 467	3 098 461
Q. 3	125 929 129	5 157 936	955 723	2 074 178	1 841 977	386 875	16 259 781	22 788 927	59 035 012	14 592 749	2 835 971
Q. 4	135 126 169	5 769 099	775 152	2 340 477	1 923 764	371 060	16 148 867	23 739 988	66 580 843	14 416 746	3 060 173
1987 Q. 1	127 187 410	5 432 052	702 356	2 253 035	1 775 767	339 966	16 789 098	22 272 370	61 265 919	13 861 927	2 494 920
Q. 2	129 827 755	5 150 084	741 939	2 300 607	1 768 105	321 927	17 276 687	23 262 218	63 015 541	13 014 101	2 976 546
Q. 3	127 399 780	4 937 616	845 062	2 168 680	1 680 396	314 767	16 809 744	22 908 278	59 669 385	14 898 858	3 166 994
Q. 4	142 961 793	5 583 300	806 255	2 518 441	1 879 668	345 587	17 609 642	24 901 425	71 181 448	15 062 546	3 073 481
1988 Q. 1	128 147 300	5 360 572	664 748	2 441 701	1 623 855	346 287	18 835 884	22 971 136	59 932 777	14 312 700	1 657 640
Q. 2	141 199 455	5 630 750	866 121	2 662 476	1 748 773	364 864	19 316 451	25 605 854	68 199 150	14 931 170	1 873 846
Q. 3	138 854 475	5 986 533	862 915	2 522 558	1 780 341	436 678	18 889 757	25 237 475	65 396 762	16 067 096	1 674 360
Q. 4	159 452 749	6 666 421	855 436	3 012 350	1 765 445	448 630	19 866 332	28 740 268	79 289 028	17 052 702	1 756 137
1989 Q. 1	155 924 244	6 305 649	689 955	3 144 553	1 999 300	450 968	21 152 658	28 256 227	75 404 385	16 619 846	1 900 703
Q. 2	165 242 763	6 701 654	894 055	3 364 922	2 042 655	477 732	21 832 762	30 826 965	80 155 868	16 936 653	2 009 497
Q. 3	154 340 295	6 469 197	1 073 547	2 856 896	1 876 402	432 326	19 982 226	28 540 181	73 421 878	17 842 504	1 845 138
Q. 4	165 533 419	6 518 894	959 547	3 002 222	1 965 720	456 655	20 114 913	29 531 210	82 702 301	18 307 111	1 974 846
1990 Q. 1	169 011 466	6 373 525	774 303	3 032 353	2 232 466	428 127	22 034 398	29 629 236	83 951 365	18 544 573	2 011 120
Q. 2	158 774 409	5 924 574	983 092	2 852 183	1 869 239	370 218	20 326 586	28 851 634	78 451 141	17 209 618	1 936 124
Q. 3	151 853 038	6 292 917	1 006 951	2 725 801	1 870 331	376 695	19 234 240	26 856 923	73 763 892	17 741 923	1 983 365
Q. 4	163 145 788	6 517 701	968 456	3 086 155	2 210 967	369 773	20 108 646	28 160 194	81 051 507	18 216 830	2 455 559
EC-Countries ²⁾											
1986	252 394 936	15 154 937	2 231 279	5 597 775	4 834 269	1 194 435	32 647 596	49 454 183	109 886 112	26 424 747	4 969 603
1987	259 655 665	15 044 789	2 100 574	5 675 704	4 120 495	882 861	33 574 415	49 269 239	116 324 642	27 857 613	4 805 333
1988	286 273 757	16 715 115	2 235 181	6 387 823	4 011 719	1 121 084	37 789 528	54 376 537	130 577 385	30 293 291	2 766 094
1989	325 368 046	17 593 079	2 425 000	7 668 253	4 212 360	1 259 283	40 821 970	62 385 905	152 297 436	33 817 876	2 886 884
1990	321 694 380	16 846 399	2 501 423	7 187 735	4 099 642	967 072	40 501 192	61 089 707	150 958 778	34 729 933	2 812 499
1986 Q. 1	63 928 143	3 681 875	524 321	1 519 949	1 395 608	388 559	8 863 273	12 595 470	27 035 071	6 660 400	1 263 617
Q. 2	65 352 860	3 662 777	548 731	1 439 736	1 233 900	281 861	8 509 799	13 083 104	29 118 623	6 178 992	1 295 337
Q. 3	58 749 946	3 669 692	611 846	1 230 596	1 054 943	267 449	7 477 030	11 618 043	24 665 010	6 926 823	1 228 514
Q. 4	64 363 987	4 140 593	546 381	1 407 944	1 149 818	256 566	7 797 494	12 157 566	29 067 408	6 658 532	1 182 135
1987 Q. 1	63 439 763	3 700 750	468 170	1 415 438	1 074 231	227 760	8 540 107	12 103 753	27 872 065	6 965 754	1 071 755
Q. 2	64 900 520	3 593 939	500 833	1 402 991	1 051 818	222 293	8 708 929	12 389 324	29 574 650	6 327 562	1 128 181
Q. 3	62 086 590	3 607 457	570 802	1 296 053	933 785	216 329	7 909 640	11 888 862	27 060 121	7 333 681	1 269 860
Q. 4	69 228 792	4 142 643	560 769	1 561 222	1 060 661	216 479	8 415 739	12 887 320	31 817 806	7 230 616	1 335 537
1988 Q. 1	67 076 696	3 793 603	451 845	1 501 863	980 100	243 870	9 705 860	12 724 312	29 729 397	7 295 461	650 385
Q. 2	72 404 365	3 917 121	593 792	1 583 123	1 024 444	251 926	9 506 889	13 630 355	34 014 042	7 113 030	769 643
Q. 3	68 344 260	4 263 325	571 524	1 476 274	983 038	297 710	8 868 240	12 848 708	30 583 828	7 797 335	654 278
Q. 4	78 448 436	4 741 066	618 020	1 826 563	1 024 137	327 578	9 708 539	15 173 162	36 250 118	8 087 465	691 788
1989 Q. 1	80 665 592	4 176 093	476 066	1 961 365	1 073 802	307 643	10 631 911	15 271 383	37 718 863	8 334 096	714 370
Q. 2	84 887 506	4 433 601	599 302	2 061 127	1 139 192	323 988	10 747 231	16 545 342	40 180 811	8 146 289	710 623
Q. 3	76 471 517	4 454 835	699 975	1 761 761	954 206	296 789	9 457 389	14 869 462	34 623 077	8 603 785	750 238
Q. 4	83 343 431	4 528 550	649 657	1 884 000	1 045 160	330 863	9 985 439	15 699 718	39 774 685	8 733 706	711 653
1990 Q. 1	84 549 771	4 142 070	518 935	1 866 268	1 172 596	253 645	10 928 950	15 820 176	39 988 231	9 178 029	680 871
Q. 2	80 025 043	3 978 580	670 566	1 775 330	942 715	227 691	10 193 170	15 774 915	37 516 300	8 273 970	671 806
Q. 3	74 782 657	4 167 072	674 211	1 655 023	909 255	248 123	9 246 221	14 399 136	34 211 335	8 547 146	725 135
Q. 4	82 336 909	4 558 677	637 711	1 891 114	1 075 076	237 613	10 132 851	15 095 480	39 242 912	8 730 788	734 687
Other Countries ³⁾											
1986	273 968 075	6 557 664	1 132 100	3 627 277	3 777 168	495 179	35 043 413	45 680 131	141 445 871	29 496 494	6 712 778
1987	267 721 073	6 058 263	995 038	3 565 059	2 983 441	439 386	34 910 756	44 075 052	138 807 651	28 979 819	6 906 608
1988	281 380 222	6 929 161	1 014 039	4 251 262	2 906 695	475 375	39 118 896	48 178 196	142 240 332	32 070 377	4 195 889
1989	315 672 675	8 402 315	1 192 104	4 700 340	3 671 717	558 398	42 260 589	54 768 678	159 386 996	35 888 238	4 843 300
1990	321 090 321	8 262 318	1 231 379	4 508 757	4 083 361	577 741	41 202 678	52 408 280	166 259 127	36 983 011	5 573 669
1986 Q. 1	66 374 905	1 709 185	249 069	881 277	1 288 403	134 071	8 836 805	11 042 132	33 784 925	7 024 879	1 424 159
Q. 2	69 651 805	1 731 729	310 383	969 435	1 072 785	127 188	9 072 484	11 884 693	35 777 509	7 047 475	1 803 124
Q. 3	67 179 183	1 488 244	343 877	843 582	787 034	119 426	8 782 751	11 170 884	34 370 002	7 665 926	1 607 457
Q. 4	70 762 182	1 628 506	228 771	932 983	773 946	114 494	8 351 373	11 582 422	37 513 435	7 758 214	1 878 038
1987 Q. 1	63 747 647	1 731 302	234 186	837 597	701 536	112 206	8 248 991	10 168 637	33 393 854	6 896 173	1 423 165
Q. 2	64 927 235	1 556 145	241 106	897 616	716 287	99 634	8 567 758	10 872 894	33 440		

1 Development of Current Value and Volume of Imports and Exports
(Special Trade) by Sections of the SITC - Rev. 3

1.2 Exports by Groups of Countries

- Countries of consumption -

Year Quarter	Total	Section									Commodities and trans- actions not classified acc. to kind 1)
		0 Food and live animals	1 Beverages and tobacco	2 Crude materials, inedible	3 Mineral fuels, lubricants etc.	4 Animal and vegetable oils and fats	5 Chemicals	6 Manufactured goods classified chiefly by material	7 Machinery and transport equipment	8 Miscella- neous manufactured articles	
Volume in 1 000 DM 2)											
Total											
1986	450 479 258	21 874 453	2 634 278	8 662 201	8 569 981	2 011 613	61 768 656	85 663 502	200 076 746	48 399 718	x
1987	463 434 606	22 831 279	2 596 540	9 617 760	8 276 700	2 143 388	65 368 937	89 054 672	203 104 509	50 119 400	x
1988	494 264 546	24 314 814	2 784 328	10 155 439	9 058 819	2 250 342	71 131 890	96 177 003	217 617 189	54 092 293	x
1989	534 413 355	25 134 735	3 019 536	10 832 420	10 234 456	2 349 448	73 253 828	102 800 840	240 460 778	59 125 791	x
1990	542 022 378	25 874 619	3 220 600	11 416 998	10 190 624	2 343 109	74 582 565	102 512 538	242 901 858	61 189 227	x
1986 Q. 1	109 726 506	5 267 769	598 050	2 098 669	2 290 817	487 875	15 424 451	20 933 149	48 572 112	11 672 965	x
Q. 2	115 389 871	5 326 414	652 808	2 217 244	2 034 085	460 346	15 978 911	22 217 433	51 985 380	11 530 047	x
Q. 3	108 170 786	5 210 674	749 129	1 981 170	2 014 279	508 400	14 977 315	20 646 026	46 845 249	12 618 663	x
Q. 4	117 192 095	6 069 596	634 291	2 365 118	2 230 800	554 992	15 387 979	21 866 894	52 674 005	12 578 043	x
1987 Q. 1	111 148 347	5 981 261	574 932	2 270 521	2 027 167	550 821	15 983 971	21 037 287	48 583 761	11 923 662	x
Q. 2	114 647 263	5 623 552	619 287	2 441 186	1 994 130	519 400	16 478 760	22 300 626	50 388 019	11 649 822	x
Q. 3	111 787 200	5 229 614	700 057	2 280 269	1 994 716	506 585	15 997 615	21 904 857	47 336 111	13 050 065	x
Q. 4	125 851 796	5 996 852	702 264	2 625 784	2 260 687	566 582	16 908 591	23 811 902	56 796 618	13 495 851	x
1988 Q. 1	114 469 693	5 689 091	571 892	2 432 550	1 972 412	552 366	17 756 530	22 447 442	48 856 551	12 624 592	x
Q. 2	124 541 907	5 888 561	731 803	2 570 479	2 245 383	547 022	17 977 618	24 224 452	55 316 569	13 109 363	x
Q. 3	119 900 109	6 069 412	735 352	2 360 017	2 430 575	574 648	17 207 077	23 467 258	51 765 492	13 726 284	x
Q. 4	135 352 837	6 667 750	745 281	2 792 393	2 410 449	576 306	18 190 665	26 037 851	61 678 577	14 632 054	x
1989 Q. 1	131 225 013	6 179 897	554 838	2 757 255	2 762 342	573 179	18 592 527	25 137 349	58 876 217	14 010 623	x
Q. 2	138 114 863	6 434 986	727 954	2 910 235	2 634 308	614 890	19 077 081	27 090 034	62 150 990	14 550 333	x
Q. 3	127 507 549	6 175 239	890 645	2 506 564	2 416 764	554 956	17 526 820	24 721 984	56 024 073	14 998 091	x
Q. 4	137 565 930	6 344 613	846 099	2 658 366	2 421 042	606 423	18 057 400	25 851 473	63 409 498	15 566 744	x
1990 Q. 1	142 492 279	6 344 804	652 927	2 773 531	2 828 239	623 322	19 929 138	26 612 615	65 181 371	15 688 255	x
Q. 2	133 552 892	5 899 420	827 828	2 754 042	2 467 275	552 481	18 551 236	25 895 503	59 952 148	14 808 395	x
Q. 3	127 609 240	6 479 314	859 039	2 686 257	2 447 917	579 540	17 741 318	24 183 525	55 867 896	14 930 619	x
Q. 4	138 367 967	7 151 081	880 806	3 203 168	2 447 193	587 766	18 360 873	25 820 895	61 900 443	15 761 958	x
EC-Countries 3)											
1986	219 617 848	14 086 660	1 733 523	5 343 202	4 347 467	1 406 494	30 299 259	44 521 190	90 029 282	23 337 292	x
1987	230 822 846	14 710 262	1 738 599	5 987 895	4 136 661	1 413 155	32 322 942	46 368 140	94 837 853	24 990 903	x
1988	250 524 505	15 628 091	1 863 913	6 156 794	4 317 121	1 570 645	35 356 935	50 919 898	105 334 420	26 774 206	x
1989	271 570 960	16 023 870	1 976 068	6 793 903	4 785 213	1 656 007	36 540 698	55 011 489	117 233 345	28 968 941	x
1990	270 538 614	16 727 710	2 114 643	7 096 621	4 426 554	1 468 841	37 101 156	55 135 118	114 258 303	29 665 411	x
1986 Q. 1	54 532 125	3 318 125	403 265	1 339 739	1 144 805	366 463	7 750 849	11 174 093	22 152 362	5 744 927	x
Q. 2	56 681 716	3 302 712	406 198	1 341 436	1 062 389	310 704	7 889 977	11 658 849	23 971 988	5 564 941	x
Q. 3	51 322 639	3 406 922	473 553	1 207 604	975 494	354 421	7 051 732	10 545 041	20 106 111	6 070 966	x
Q. 4	57 081 368	4 058 901	450 507	1 454 423	1 164 779	374 906	7 606 701	11 143 207	23 798 821	5 956 458	x
1987 Q. 1	56 160 894	3 633 489	380 047	1 444 846	1 032 446	354 234	8 220 631	11 321 170	22 726 522	6 073 425	x
Q. 2	57 766 002	3 451 260	414 427	1 489 064	1 013 310	358 904	8 305 564	11 706 806	24 281 523	5 732 082	x
Q. 3	55 174 522	3 550 467	460 915	1 404 287	963 026	352 130	7 632 651	11 204 069	21 934 028	6 531 222	x
Q. 4	61 721 428	4 075 046	483 210	1 649 698	1 127 879	347 887	8 164 096	12 136 095	25 895 780	6 654 174	x
1988 Q. 1	60 226 953	3 623 228	376 780	1 515 784	982 617	378 173	9 196 687	12 287 933	24 669 426	6 571 562	x
Q. 2	63 701 089	3 698 008	482 571	1 533 867	1 071 894	378 025	8 910 459	12 802 033	27 746 064	6 339 214	x
Q. 3	59 045 085	3 926 971	476 766	1 402 461	1 098 899	389 337	8 196 255	11 964 017	24 225 679	6 770 443	x
Q. 4	67 551 378	4 379 884	527 796	1 704 682	1 163 711	425 110	9 053 534	13 865 915	28 693 251	7 092 987	x
1989 Q. 1	67 971 937	3 809 054	367 833	1 733 149	1 270 617	398 944	9 418 053	13 602 660	29 630 635	7 098 510	x
Q. 2	70 746 071	3 989 430	474 714	1 807 213	1 314 642	423 728	9 518 001	14 597 269	30 876 473	7 104 618	x
Q. 3	63 226 946	3 992 779	576 820	1 560 113	1 066 439	389 680	8 487 149	12 996 083	26 226 236	7 269 828	x
Q. 4	69 626 006	4 232 607	556 701	1 693 428	1 133 515	443 655	9 117 495	13 815 477	30 500 001	7 495 985	x
1990 Q. 1	71 277 860	3 992 828	425 723	1 733 570	1 285 756	356 685	9 994 863	14 256 833	30 853 983	7 769 530	x
Q. 2	67 163 735	3 840 984	554 872	1 728 997	1 036 057	338 792	9 423 722	14 194 314	28 249 445	7 181 895	x
Q. 3	62 579 049	4 139 683	567 835	1 664 246	1 023 444	386 670	8 578 070	12 956 928	25 398 893	7 214 276	x
Q. 4	69 517 970	4 754 215	566 213	1 969 808	1 081 297	386 694	9 104 501	13 726 443	29 755 982	7 499 710	x
Other Countries 4)											
1986	230 861 410	7 787 793	900 755	3 318 999	4 222 514	605 119	31 469 397	41 142 312	110 047 464	25 062 426	x
1987	232 611 760	8 121 017	857 941	3 629 865	4 140 039	730 233	33 045 995	42 686 532	108 266 656	25 128 497	x
1988	243 740 041	8 686 723	920 415	3 998 645	4 741 698	679 697	35 774 955	45 257 105	112 282 769	27 318 087	x
1989	262 842 395	9 110 865	1 043 468	4 038 517	5 449 243	693 441	36 713 130	47 789 351	123 227 433	30 156 850	x
1990	271 483 764	9 146 909	1 105 957	4 320 377	5 764 070	874 268	37 481 409	47 377 420	128 643 555	31 523 816	x
1986 Q. 1	55 194 381	1 949 644	194 785	758 930	1 146 012	121 412	7 673 602	9 759 056	26 419 750	5 928 038	x
Q. 2	58 708 155	2 023 702	246 610	875 808	971 696	149 642	8 088 934	10 558 584	28 013 392	5 965 106	x
Q. 3	56 848 147	1 803 752	275 576	773 566	1 038 785	153 979	7 925 583	10 100 985	26 739 138	6 547 697	x
Q. 4	60 110 727	2 010 695	183 784	910 695	1 066 021	180 086	7 781 278	10 723 687	28 875 184	6 621 585	x
1987 Q. 1	54 987 453	2 347 772	194 885	825 675	994 721	196 587	7 763 340	9 716 117	25 857 239	5 850 237	x
Q. 2	56 881 261	2 172 292	204 860	952 122	980 820	160 496	8 173 196	10 593 820	26 106 496	5 917 740	x
Q. 3	56 612 678	1 679 147	239 142	875 982	1 031 690	154 455	8 364 964	10 700 788	25 402 083	6 518 843	x
Q. 4	64 130 368	1 921 806	219 054	976 086	1 132 808	218 695	8 744 495	11 675 807	30 900 838	6 841 677	x
1988 Q. 1	54 242 740	2 065 863	195 112	916 766	989 795	174 193	8 559 843	10 159 509	24 187 125	6 053 030	x
Q. 2	60 840 818										

2 Index of Current Value, Volume and Average Value of Imports and Exports

(Special Trade) by Sections of the SITC - Rev. 3

1980 = 100

2.1 Total

Year Quarter	Imports											
	Total	Section									Commodities and trans- actions not classified acc. to kind 1)	
		0 Food and live animals	1 Beverages and tobacco	2 Crude materials, inedible	3 Mineral fuels, lubricants etc.	4 Animal and vegetable oils and fats	5 Chemicals	6 Manufactured goods classified chiefly by material	7 Machinery and transport equipment	8 Miscella- neous manufactured articles		
Index of Current Value												
1986	121,2	128,5	132,0	100,0	63,3	105,2	158,6	120,3	171,0	141,7	x	
1987	120,0	120,7	131,3	94,7	51,8	81,3	159,4	117,4	179,7	155,9	x	
1988	128,8	124,6	128,7	107,6	44,0	100,7	176,4	131,9	201,1	166,5	x	
1989	148,4	131,6	138,0	126,0	50,3	119,8	197,4	155,1	242,3	185,8	x	
1990	161,3	139,5	159,3	111,4	59,7	105,6	205,5	161,1	279,5	210,5	x	
1986 Q. 1	126,3	127,3	130,5	106,4	92,1	121,0	158,1	120,4	163,7	139,9	x	
Q. 2	125,2	140,6	121,0	104,1	65,6	112,1	164,5	128,7	176,6	129,0	x	
Q. 3	113,1	119,5	128,3	88,7	47,6	99,4	159,0	113,3	159,7	149,4	x	
Q. 4	120,2	126,6	148,3	100,8	47,8	88,2	152,7	119,0	184,1	148,6	x	
1987 Q. 1	116,6	116,7	120,9	94,7	52,8	79,0	157,2	113,4	171,9	154,1	x	
Q. 2	119,3	125,7	121,4	95,0	50,3	76,7	158,1	119,4	183,9	139,3	x	
Q. 3	116,6	113,6	121,6	91,0	52,2	83,9	160,4	112,0	166,3	166,5	x	
Q. 4	127,6	126,9	161,4	98,3	52,0	85,4	161,8	124,8	196,5	163,8	x	
1988 Q. 1	120,6	117,7	114,8	98,4	45,6	76,7	167,7	119,4	183,6	166,7	x	
Q. 2	125,6	127,7	121,1	108,7	42,1	89,3	169,4	131,7	200,7	144,2	x	
Q. 3	125,6	118,8	120,6	105,3	44,5	119,7	174,6	126,7	187,6	176,4	x	
Q. 4	143,3	134,3	158,1	117,9	43,7	117,2	193,8	149,8	232,6	178,6	x	
1989 Q. 1	140,8	126,0	130,4	125,1	43,9	116,5	194,0	151,2	220,1	183,6	x	
Q. 2	153,4	144,1	132,9	132,3	48,7	120,4	205,2	164,7	257,2	174,1	x	
Q. 3	140,7	121,8	127,9	118,4	50,4	118,6	192,4	146,2	219,5	189,9	x	
Q. 4	158,5	134,5	160,6	128,2	58,2	123,8	198,2	158,3	272,3	195,6	x	
1990 Q. 1	154,7	130,4	141,3	118,2	55,0	108,6	199,9	158,4	260,8	205,1	x	
Q. 2	153,4	139,5	142,9	116,1	48,3	99,9	202,7	162,4	265,8	184,1	x	
Q. 3	155,5	135,3	151,2	101,4	56,9	105,0	199,1	152,0	266,3	216,8	x	
Q. 4	181,5	152,6	201,6	110,0	78,7	108,8	220,6	171,4	325,2	235,9	x	
Index of Volume												
1986	116,4	121,3	103,9	103,6	89,8	133,1	146,5	113,0	140,4	126,4	x	
1987	122,7	125,4	111,4	110,3	87,4	129,3	156,9	117,0	151,9	144,8	x	
1988	130,5	130,2	110,0	110,5	88,6	133,3	173,8	126,8	168,9	151,1	x	
1989	140,0	134,6	110,9	116,4	85,2	151,7	183,5	137,7	192,2	162,3	x	
1990	156,1	151,0	127,8	111,5	91,3	161,2	199,4	150,9	233,6	190,3	x	
1986 Q. 1	112,3	115,7	102,7	102,2	90,6	118,9	135,7	109,1	133,7	120,5	x	
Q. 2	120,3	128,2	93,7	107,4	97,4	130,9	148,8	119,7	143,2	117,0	x	
Q. 3	112,5	115,2	101,0	92,8	88,6	138,3	150,7	108,0	131,2	130,6	x	
Q. 4	120,6	126,3	118,5	112,1	82,6	144,4	150,8	115,3	153,5	137,3	x	
1987 Q. 1	118,0	117,5	102,3	105,1	87,3	128,1	155,0	113,3	144,2	140,0	x	
Q. 2	122,6	126,6	103,4	115,6	86,3	125,7	156,4	120,3	154,6	132,4	x	
Q. 3	119,2	120,8	104,8	107,8	86,9	131,8	156,3	111,4	140,1	151,9	x	
Q. 4	130,8	136,8	135,0	112,7	89,2	131,6	159,8	122,9	168,6	154,9	x	
1988 Q. 1	124,6	123,9	100,4	108,4	87,3	112,5	167,4	120,3	156,8	150,4	x	
Q. 2	128,0	131,0	104,3	114,9	84,4	128,3	168,0	128,7	168,2	135,2	x	
Q. 3	126,3	124,6	105,8	103,7	89,6	149,8	171,3	120,0	155,8	156,8	x	
Q. 4	143,0	141,5	129,4	114,8	93,3	142,7	188,6	138,2	194,7	161,9	x	
1989 Q. 1	134,3	128,7	107,0	117,2	80,8	143,9	177,7	135,1	181,5	161,1	x	
Q. 2	142,3	142,2	109,0	120,5	78,8	149,5	187,0	145,0	208,2	154,7	x	
Q. 3	132,9	125,6	103,9	107,9	86,5	149,9	182,1	129,7	176,6	160,9	x	
Q. 4	150,4	141,7	123,8	120,0	94,6	163,6	187,0	141,0	222,6	172,5	x	
1990 Q. 1	148,9	139,5	111,1	114,8	87,8	154,4	194,5	147,9	217,4	178,1	x	
Q. 2	151,0	146,0	112,1	114,8	89,9	149,7	198,4	152,0	222,9	167,4	x	
Q. 3	151,4	147,9	125,3	102,5	91,3	162,7	195,7	142,3	221,3	194,0	x	
Q. 4	173,1	170,5	162,7	114,1	96,2	178,2	208,9	161,2	272,8	221,7	x	
Index of Average Value												
1986	104,1	105,9	127,0	96,5	70,5	79,0	108,2	106,5	121,8	112,1	x	
1987	97,8	96,2	117,9	85,9	59,3	62,8	101,6	100,4	118,3	107,7	x	
1988	98,7	95,7	117,0	97,4	49,6	75,5	101,5	104,0	119,1	110,2	x	
1989	106,0	97,8	124,3	108,2	59,1	79,0	107,6	112,6	122,8	114,5	x	
1990	103,3	92,4	124,6	99,9	65,4	65,5	103,1	106,8	119,7	110,6	x	
1986 Q. 1	112,4	110,1	127,1	104,0	101,7	101,8	116,6	110,4	122,5	116,1	x	
Q. 2	104,1	109,7	129,2	96,9	67,4	85,7	110,5	107,5	123,3	110,2	x	
Q. 3	100,5	103,8	127,0	95,5	53,7	71,9	105,5	104,9	121,7	114,3	x	
Q. 4	99,7	100,3	125,2	90,0	57,9	61,1	101,2	103,2	120,0	108,2	x	
1987 Q. 1	98,7	99,3	118,2	90,1	60,5	61,7	101,4	100,1	119,3	110,1	x	
Q. 2	97,2	99,2	117,4	82,2	58,3	61,0	101,1	99,3	118,9	105,2	x	
Q. 3	97,8	94,0	116,0	84,5	60,1	63,7	102,6	100,6	118,7	109,7	x	
Q. 4	97,5	92,8	119,6	87,2	58,3	64,9	101,3	101,6	116,6	105,8	x	
1988 Q. 1	96,8	95,0	114,4	90,8	52,2	68,1	100,2	99,2	117,1	110,8	x	
Q. 2	98,1	97,5	116,1	94,6	49,9	69,6	100,9	102,3	119,3	106,6	x	
Q. 3	99,5	95,4	114,0	101,5	49,7	79,9	102,0	105,6	120,4	112,5	x	
Q. 4	100,2	94,9	122,1	102,8	46,8	82,1	102,8	108,4	119,5	110,3	x	
1989 Q. 1	104,8	97,9	121,8	106,7	54,4	80,9	109,1	111,9	121,3	114,0	x	
Q. 2	107,8	101,3	122,0	109,8	61,8	80,5	109,7	113,6	123,6	112,5	x	
Q. 3	105,9	96,9	123,1	109,7	58,3	79,1	105,7	112,7	124,3	118,0	x	
Q. 4	105,4	95,0	129,7	106,9	61,5	75,7	106,0	112,3	122,3	113,4	x	
1990 Q. 1	103,9	93,5	127,2	103,0	62,6	70,3	102,8	107,1	119,9	115,2	x	
Q. 2	101,6	95,5	127,5	101,1	53,8	66,7	102,2	106,9	119,3	110,0	x	
Q. 3	102,7	91,5	120,7	98,9	62,3	64,5	101,7	106,8	120,3	111,7	x	
Q. 4	104,8	89,5	123,9	96,4	81,8	61,1	105,6	106,3	119,2	106,4	x	

1) Goods returned and replaced have not been allocated to the various sections according to their type but were as a whole included in Section 9.

2 Index of Current Value, Volume and Average Value of Imports and Exports
(Special Trade) by Sections of the SITC - Rev. 3

1980 = 100

2.1 Total

Year Quarter	Exports										
	Total	Section									
		0 Food and live animals	1 Beverages and tobacco	2 Crude materials, inedible	3 Mineral fuels, lubricants etc.	4 Animal and vegetable oils and fats	5 Chemicals	6 Manufactured goods classified chiefly by material	7 Machinery and transport equipment	8 Miscella- neous manufactured articles	9 Commodities and trans- actions not classified acc. to kind 1)
Index of Current Value											
1986	150,2	144,4	187,3	128,5	65,1	109,7	153,4	133,7	161,9	171,3	x
1987	150,5	104,3	172,4	128,7	53,7	85,8	155,2	131,1	164,3	174,1	x
1988	162,0	157,2	181,0	148,2	52,3	103,6	174,3	144,1	175,7	191,0	x
1989	183,0	172,8	201,5	172,3	59,6	118,0	188,3	164,6	200,8	213,5	x
1990	183,5	166,9	207,9	162,9	61,9	100,3	185,2	159,4	204,3	219,7	x
1986 Q. 1	148,8	143,4	172,3	133,8	81,2	135,7	160,4	132,8	156,7	167,7	x
Q. 2	154,1	143,5	191,4	134,2	65,4	106,2	159,4	140,3	167,2	162,1	x
Q. 3	143,8	137,2	212,9	115,6	55,7	100,4	147,4	128,1	152,1	178,8	x
Q. 4	154,3	153,4	172,7	130,4	58,2	96,3	146,4	133,4	171,5	176,7	x
1987 Q. 1	145,2	144,5	156,5	125,5	53,7	88,3	152,2	125,2	157,8	169,9	x
Q. 2	148,2	137,0	165,3	128,2	53,5	83,6	156,6	130,7	162,4	159,5	x
Q. 3	145,5	131,3	188,3	120,8	50,8	81,7	152,4	128,7	153,7	182,6	x
Q. 4	163,2	148,5	179,6	140,3	56,9	89,7	159,6	139,9	183,4	184,6	x
1988 Q. 1	146,3	142,6	148,1	136,0	49,1	89,9	170,7	129,1	154,4	175,4	x
Q. 2	161,2	149,7	193,0	148,3	52,9	94,7	175,1	143,9	175,7	183,0	x
Q. 3	158,5	159,2	192,3	140,5	53,8	113,4	171,2	141,8	168,5	196,9	x
Q. 4	182,1	177,3	190,6	167,8	53,4	116,5	180,1	161,5	204,3	209,0	x
1989 Q. 1	178,0	167,7	153,7	175,2	60,5	117,1	191,7	158,8	194,3	203,7	x
Q. 2	188,7	178,2	199,2	187,5	61,8	124,0	197,9	173,2	206,5	207,5	x
Q. 3	176,2	172,0	239,2	159,2	56,8	112,2	181,1	160,4	189,2	218,6	x
Q. 4	189,0	173,4	213,8	167,3	59,5	118,5	182,3	165,9	213,1	224,3	x
1990 Q. 1	193,0	169,5	172,5	169,0	67,5	111,1	199,7	166,5	216,3	227,2	x
Q. 2	181,3	157,6	219,0	158,9	56,5	96,1	184,3	162,1	202,1	210,9	x
Q. 3	173,4	167,3	224,3	151,9	56,6	97,8	174,4	150,9	190,0	217,4	x
Q. 4	186,3	173,3	215,8	171,9	66,9	96,0	182,3	158,2	208,8	223,2	x
Index of Volume											
1986	128,6	145,4	146,7	120,7	64,8	130,5	140,0	120,3	128,9	148,3	x
1987	132,3	151,8	144,6	134,0	62,6	139,1	148,1	125,1	130,8	153,5	x
1988	141,1	161,7	155,1	141,5	68,5	146,0	161,2	135,1	140,2	165,7	x
1989	152,5	167,1	168,2	150,9	77,4	152,5	166,0	144,4	154,9	181,1	x
1990	154,7	172,0	179,4	159,0	77,1	152,1	169,0	144,0	156,5	187,4	x
1986 Q. 1	125,3	140,1	133,2	116,9	69,3	126,6	139,8	117,6	125,1	143,0	x
Q. 2	131,8	141,6	145,4	123,5	61,5	119,5	144,8	124,8	133,9	141,3	x
Q. 3	123,5	138,6	166,9	110,4	60,9	132,0	135,8	116,0	120,7	154,6	x
Q. 4	133,8	161,4	141,3	131,8	67,5	144,1	139,5	122,9	135,7	154,1	x
1987 Q. 1	126,9	159,1	128,1	126,5	61,3	143,0	144,9	118,2	125,2	146,1	x
Q. 2	130,9	149,5	138,0	136,0	60,3	134,8	149,4	125,3	129,8	142,8	x
Q. 3	127,6	139,1	156,0	127,0	60,3	131,5	145,0	123,1	122,0	159,9	x
Q. 4	143,7	159,5	156,5	146,3	68,4	147,1	153,3	133,8	146,3	165,4	x
1988 Q. 1	130,7	151,3	127,4	135,5	59,7	143,4	161,0	126,1	125,9	154,7	x
Q. 2	142,2	156,6	163,0	143,2	67,9	142,0	163,0	136,1	142,5	160,6	x
Q. 3	136,9	161,4	163,8	131,5	73,5	149,2	156,0	131,9	133,4	168,2	x
Q. 4	154,5	177,3	166,0	155,6	72,9	149,6	164,9	146,3	158,9	179,3	x
1989 Q. 1	149,8	164,3	123,6	153,6	83,5	148,8	168,5	141,3	151,7	171,7	x
Q. 2	157,7	171,1	162,2	162,1	79,7	159,6	172,9	152,2	160,1	178,3	x
Q. 3	145,6	164,2	198,4	139,7	73,1	144,1	158,9	138,9	144,3	183,8	x
Q. 4	157,1	168,7	188,5	148,1	73,2	157,4	163,7	145,3	163,4	190,7	x
1990 Q. 1	162,7	168,7	145,5	154,5	85,5	161,8	180,7	149,5	167,9	192,2	x
Q. 2	152,5	156,9	184,4	153,4	74,6	143,4	168,2	145,5	154,5	181,5	x
Q. 3	145,7	172,3	191,4	149,7	74,0	150,4	160,8	135,9	143,9	183,0	x
Q. 4	158,0	190,2	196,2	178,5	74,0	152,6	166,4	145,1	159,5	193,1	x
Index of Average Value											
1986	116,8	99,3	127,7	106,5	100,5	84,0	109,6	111,1	125,6	115,5	x
1987	113,8	92,4	119,2	96,1	85,8	61,7	104,8	104,8	125,6	113,4	x
1988	114,8	97,2	116,7	104,8	76,4	70,9	108,1	106,6	125,4	115,3	x
1989	120,0	103,4	119,8	114,2	77,0	77,4	113,4	114,0	129,6	117,9	x
1990	118,6	97,0	115,9	102,4	80,3	65,9	109,5	110,7	130,6	117,2	x
1986 Q. 1	118,8	102,3	129,3	114,4	117,2	107,1	114,8	112,9	125,2	117,2	x
Q. 2	117,0	101,3	131,6	108,7	106,3	88,9	110,0	112,4	124,8	114,7	x
Q. 3	116,4	99,0	127,6	104,7	91,4	76,1	108,6	110,4	126,0	115,6	x
Q. 4	115,3	95,0	122,2	99,0	86,2	66,9	104,9	108,6	126,4	114,6	x
1987 Q. 1	114,4	90,8	122,2	99,2	87,6	61,7	105,0	105,9	126,1	116,3	x
Q. 2	113,2	91,6	119,8	94,2	88,7	62,0	104,8	104,3	125,1	111,7	x
Q. 3	114,0	94,4	120,7	95,1	84,2	62,1	105,1	104,6	126,1	114,2	x
Q. 4	113,6	93,1	114,8	95,9	83,1	61,0	104,1	104,6	125,3	111,6	x
1988 Q. 1	111,9	94,2	116,2	100,4	82,3	62,7	106,1	102,3	122,7	113,4	x
Q. 2	113,4	95,6	118,4	103,6	77,9	66,7	107,4	105,7	123,3	113,9	x
Q. 3	115,8	98,6	117,3	106,9	73,2	76,0	109,8	107,5	126,3	117,1	x
Q. 4	117,8	100,0	114,8	107,9	73,2	77,8	109,2	110,4	128,6	116,5	x
1989 Q. 1	118,8	102,0	124,4	114,0	72,4	78,7	113,8	112,4	128,1	118,6	x
Q. 2	119,6	104,1	122,8	115,6	77,5	77,7	114,4	113,8	129,0	116,4	x
Q. 3	121,0	104,8	120,5	114,0	77,6	77,9	114,0	115,4	131,1	119,0	x
Q. 4	120,3	102,7	113,4	112,9	81,2	75,3	111,4	114,2	130,4	117,6	x
1990 Q. 1	118,6	100,5	118,6	109,3	78,9	68,7	110,6	111,3	128,8	118,2	x
Q. 2	118,9	100,4	118,8	103,6	75,8	67,0	109,6	111,4	130,9	116,2	x
Q. 3	119,0	97,1	117,2	101,5	76,4	65,0	108,4	111,1	132,0	118,8	x
Q. 4	117,9	91,1	110,0	96,3	90,3	62,9	109,5	109,1	130,9	115,6	x

See footnote on page 14.

2 Index of Current Value, Volume and Average Value of Imports and Exports

(Special Trade) by Sections of the SITC - Rev. 3

1980 = 100

2.2 EC-Countries

Year Quarter	Imports											
	Total	Section									Commodities and trans- actions not classified acc. to kind 1)	
		0 Food and live animals	1 Beverages and tobacco	2 Crude materials, inedible	3 Mineral fuels, lubricants etc.	4 Animal and vegetable oils and fats	5 Chemicals	6 Manufactured goods classified chiefly by material	7 Machinery and transport equipment	8 Miscella- neous manufactured articles		
Index of Current Value												
1986	128,6	134,3	132,1	127,9	88,7	119,2	155,4	120,0	149,4	127,8	x	
1987	127,8	130,5	137,8	125,0	74,4	99,7	158,2	117,3	155,4	136,2	x	
1988	134,5	134,4	146,6	144,3	57,9	125,3	175,6	129,5	171,6	137,3	x	
1989	152,5	143,5	156,8	156,6	64,4	142,5	189,9	149,8	206,6	151,6	x	
1990	167,9	157,9	182,5	144,8	74,4	130,5	198,2	158,1	240,5	174,1	x	
1986 Q. 1	134,8	128,8	130,2	140,7	134,5	139,4	156,4	118,4	146,9	124,7	x	
Q. 2	134,9	152,7	121,0	128,5	95,9	125,4	161,3	129,8	154,5	118,0	x	
Q. 3	118,2	133,3	115,1	106,7	60,1	115,0	154,4	111,1	136,2	134,8	x	
Q. 4	126,6	122,6	162,0	135,7	64,2	97,2	149,4	120,8	159,9	133,9	x	
1987 Q. 1	123,9	117,9	126,0	124,6	80,8	99,8	158,5	112,8	147,9	134,7	x	
Q. 2	129,8	139,1	128,2	127,7	71,8	96,2	155,1	121,6	167,0	122,3	x	
Q. 3	121,8	131,1	125,1	111,5	70,9	101,5	158,0	109,1	140,4	143,2	x	
Q. 4	135,7	133,9	172,0	135,9	74,2	101,3	161,1	125,7	166,4	144,7	x	
1988 Q. 1	128,1	126,9	133,5	140,5	62,8	101,5	167,9	117,9	160,7	139,0	x	
Q. 2	133,8	142,8	137,9	150,0	55,1	115,5	169,2	132,1	174,5	121,9	x	
Q. 3	125,7	130,1	127,1	126,3	56,2	149,9	173,2	120,6	148,1	140,8	x	
Q. 4	150,5	137,8	187,9	160,3	57,4	134,3	192,2	147,1	203,1	147,7	x	
1989 Q. 1	144,5	131,4	149,5	168,5	57,3	135,0	188,8	142,5	189,2	148,7	x	
Q. 2	159,2	160,1	151,0	166,3	58,2	149,1	196,2	160,8	221,8	143,5	x	
Q. 3	142,0	138,5	138,4	131,8	65,0	137,4	184,2	138,4	182,9	150,8	x	
Q. 4	164,1	144,1	188,3	159,8	76,9	148,6	190,3	157,6	232,3	163,4	x	
1990 Q. 1	159,3	142,9	163,2	152,4	68,9	124,0	191,9	153,9	225,8	164,5	x	
Q. 2	159,3	162,5	162,2	148,7	59,9	122,3	196,5	160,9	219,2	153,3	x	
Q. 3	153,9	160,3	173,7	124,7	69,9	131,9	193,0	146,3	224,0	174,4	x	
Q. 4	193,2	165,8	230,8	153,5	99,0	143,8	211,3	171,3	292,8	203,9 ^a	x	
Index of Volume												
1986	123,4	127,6	111,2	131,5	124,0	132,7	144,1	110,0	128,4	114,3	x	
1987	128,7	127,1	119,0	141,0	127,8	142,5	154,9	113,4	134,4	123,3	x	
1988	134,9	133,2	124,7	148,9	116,4	158,0	174,4	122,3	148,4	124,1	x	
1989	144,1	136,8	124,1	153,5	107,5	170,8	177,9	133,1	176,5	133,6	x	
1990	159,6	152,7	139,2	149,0	111,3	174,1	193,2	144,6	206,7	155,5	x	
1986 Q. 1	120,2	118,5	111,6	133,1	132,1	125,8	134,5	104,3	125,5	108,0	x	
Q. 2	129,5	141,0	100,8	132,6	140,1	132,4	146,0	118,1	131,6	108,4	x	
Q. 3	117,8	129,3	98,4	111,5	113,6	140,8	148,1	104,2	118,6	116,4	x	
Q. 4	125,9	121,8	133,8	148,6	110,1	131,8	147,8	113,6	137,7	124,4	x	
1987 Q. 1	124,2	113,3	111,3	130,1	135,6	140,7	156,4	109,5	127,1	116,7	x	
Q. 2	131,2	129,9	111,6	157,4	127,4	139,7	152,4	119,1	143,5	112,8	x	
Q. 3	122,9	131,2	110,5	131,8	120,7	148,0	153,1	105,7	121,6	127,4	x	
Q. 4	136,5	133,9	142,8	144,5	127,6	141,9	157,7	119,6	145,5	136,2	x	
1988 Q. 1	129,6	124,4	117,0	147,2	122,2	136,0	167,3	115,6	138,9	121,4	x	
Q. 2	134,5	138,6	117,5	158,6	111,2	158,0	169,0	127,0	149,8	113,6	x	
Q. 3	126,6	132,2	113,2	129,1	112,0	180,2	171,1	112,9	128,9	125,6	x	
Q. 4	149,0	137,5	151,0	160,5	120,1	157,6	190,1	133,8	176,0	135,9	x	
1989 Q. 1	137,6	126,1	121,3	160,7	104,8	157,5	173,7	127,4	163,4	129,2	x	
Q. 2	147,5	149,5	122,1	162,5	92,4	183,3	179,3	141,6	187,4	130,0	x	
Q. 3	135,3	133,5	112,6	131,2	109,6	160,2	176,6	123,8	156,0	128,0	x	
Q. 4	155,9	138,1	140,4	159,6	123,1	182,1	181,9	139,5	199,2	147,2	x	
1990 Q. 1	151,2	136,6	124,8	151,3	108,8	163,5	189,0	139,7	195,5	139,3	x	
Q. 2	155,5	152,9	122,1	155,9	110,4	162,4	194,7	148,0	193,6	138,7	x	
Q. 3	152,3	157,4	137,4	130,9	106,9	177,6	190,8	133,6	191,1	152,7	x	
Q. 4	179,5	164,1	172,6	158,0	119,1	192,8	198,2	156,9	246,8	191,4	x	
Index of Average Value												
1986	104,3	105,3	118,8	97,3	71,5	89,9	107,8	109,1	116,4	111,8	x	
1987	99,3	102,7	115,8	88,6	58,2	69,9	102,1	103,4	115,6	110,5	x	
1988	99,7	100,9	117,6	96,9	49,7	79,3	100,7	105,8	115,6	110,6	x	
1989	105,8	104,9	126,4	102,0	59,9	83,5	106,7	112,6	117,0	113,5	x	
1990	105,2	103,4	131,1	97,2	66,9	75,0	102,6	109,4	116,3	111,9	x	
1986 Q. 1	112,1	108,7	116,6	105,7	101,8	110,8	116,3	113,5	117,0	115,5	x	
Q. 2	104,2	108,3	120,1	96,9	68,5	94,7	110,5	109,9	117,4	108,8	x	
Q. 3	100,4	103,1	117,0	95,7	52,9	81,7	104,3	106,7	114,8	115,8	x	
Q. 4	100,5	100,7	121,0	91,3	58,3	73,7	101,1	106,3	116,1	107,6	x	
1987 Q. 1	99,8	104,1	113,2	95,8	59,5	70,9	101,4	103,0	116,4	115,4	x	
Q. 2	99,0	107,0	114,9	81,1	56,4	68,9	101,8	102,1	116,4	108,4	x	
Q. 3	99,1	99,9	113,2	84,6	58,8	68,6	103,2	103,2	115,5	112,4	x	
Q. 4	99,4	100,0	120,4	94,1	58,1	71,4	102,1	105,1	114,4	106,2	x	
1988 Q. 1	98,9	102,0	114,1	95,5	51,4	74,6	100,4	102,0	115,7	114,5	x	
Q. 2	99,5	103,0	117,3	94,6	49,6	73,1	100,1	104,0	116,5	107,3	x	
Q. 3	99,3	98,4	112,3	97,8	50,2	83,2	101,2	106,8	114,9	112,1	x	
Q. 4	101,0	100,2	124,4	99,9	47,7	85,2	101,1	110,0	115,4	108,7	x	
1989 Q. 1	105,1	104,3	123,3	104,8	54,7	85,8	108,7	111,8	115,8	115,2	x	
Q. 2	107,9	107,1	123,7	102,3	62,9	81,3	109,4	113,6	118,4	110,4	x	
Q. 3	105,0	103,7	122,8	100,5	59,3	85,8	104,3	111,8	117,2	117,8	x	
Q. 4	105,3	104,4	134,1	100,1	62,5	81,6	104,6	112,9	116,6	111,0	x	
1990 Q. 1	105,3	104,7	130,7	100,8	63,3	75,8	101,6	110,1	115,5	118,1	x	
Q. 2	102,4	106,3	132,8	95,4	54,3	75,3	100,9	108,7	113,2	110,5	x	
Q. 3	105,0	101,8	126,4	95,2	65,4	74,3	101,2	109,6	117,3	114,2	x	
Q. 4	107,6	101,0	133,8	91,1	83,1	74,6	106,6	109,2	118,6	106,5	x	

See footnote on page 14.

2 Index of Current Value, Volume and Average Value of Imports and Exports
(Special Trade) by Sections of the SITC - Rev. 3

1980 = 100

2.2 EC-Countries

Year Quarter	Exports										
	Total	Section									
		0 Food and live animals	1 Beverages and tobacco	2 Crude materials, inedible	3 Mineral fuels, lubricants etc.	4 Animal and vegetable oils and fats	5 Chemicals	6 Manufactured goods classified chiefly by material	7 Machinery and transport equipment	8 Miscella- neous manufactured articles	9 Commodities and trans- actions not classified acc. to kind 1)
Index of Current Value											
1986	146,7	154,1	191,0	132,0	56,1	126,9	159,7	132,3	160,7	157,8	x
1987	151,0	153,0	179,8	133,9	47,8	93,8	164,2	131,8	170,1	166,3	x
1988	166,4	170,0	191,4	150,7	46,6	119,1	184,8	145,5	190,9	180,9	x
1989	189,2	178,9	207,6	180,9	48,9	133,8	199,6	166,9	222,7	201,9	x
1990	187,0	171,4	214,2	169,6	47,6	102,8	198,1	163,5	220,7	207,4	x
1986 Q. 1	148,7	149,8	179,6	143,4	64,8	165,2	173,4	134,8	158,1	159,1	x
Q. 2	152,0	149,0	187,9	135,8	57,3	119,8	166,5	140,0	170,3	147,6	x
Q. 3	136,6	149,3	209,5	116,1	49,0	113,7	146,3	124,3	144,3	165,4	x
Q. 4	149,7	168,5	187,1	132,8	53,4	109,1	152,5	130,1	170,0	159,0	x
1987 Q. 1	147,5	150,6	160,3	133,6	49,9	96,8	167,1	129,5	163,0	166,4	x
Q. 2	150,9	146,2	171,5	132,4	48,8	94,5	170,4	132,6	173,0	151,1	x
Q. 3	144,4	146,8	195,5	122,3	43,4	92,0	154,7	127,2	158,3	175,1	x
Q. 4	161,0	168,5	192,0	147,3	49,2	92,0	164,6	137,9	186,1	172,7	x
1988 Q. 1	156,0	154,3	154,7	141,7	45,5	103,7	189,9	136,2	173,9	174,2	x
Q. 2	168,4	159,4	203,3	149,4	47,6	107,1	186,0	145,9	198,9	169,9	x
Q. 3	158,9	173,5	195,7	139,3	45,6	126,5	173,5	137,5	178,9	186,2	x
Q. 4	182,4	192,9	211,6	172,3	47,5	139,2	189,9	162,4	212,0	193,1	x
1989 Q. 1	187,6	169,9	163,0	185,1	49,9	130,8	208,0	163,4	220,6	199,0	x
Q. 2	197,4	180,4	205,2	194,5	52,9	137,7	210,2	177,1	235,0	194,5	x
Q. 3	177,8	181,3	239,7	166,2	44,3	126,2	185,0	159,1	202,5	205,5	x
Q. 4	193,8	184,2	222,5	177,8	48,5	140,6	195,3	168,0	232,6	208,6	x
1990 Q. 1	196,6	168,5	177,7	176,1	54,4	107,8	213,8	169,3	233,9	219,2	x
Q. 2	186,1	161,9	229,6	167,5	43,8	96,8	199,4	168,8	219,4	197,6	x
Q. 3	173,9	169,5	230,9	156,2	42,2	105,5	180,9	154,1	200,1	204,1	x
Q. 4	191,5	185,5	218,4	178,4	49,9	101,0	198,2	161,6	229,5	208,5	x
Index of Volume											
1986	127,7	143,3	148,4	126,0	50,5	149,5	148,2	119,1	131,6	139,3	x
1987	134,2	149,6	148,8	141,2	48,0	150,2	158,1	124,1	138,7	149,2	x
1988	145,7	159,0	159,6	145,2	50,1	166,9	172,9	136,2	154,0	159,9	x
1989	157,9	163,0	169,2	160,3	55,5	176,0	178,7	147,2	171,4	173,0	x
1990	157,3	170,1	181,0	167,4	51,4	156,1	181,5	147,5	167,1	177,1	x
1986 Q. 1	126,8	135,0	138,1	126,4	53,1	155,8	151,6	119,6	129,6	137,2	x
Q. 2	131,8	134,4	139,1	126,6	49,3	132,1	154,4	124,8	140,2	132,9	x
Q. 3	119,4	138,6	162,2	113,9	45,3	150,6	138,0	112,9	117,6	145,0	x
Q. 4	132,8	165,1	154,3	137,2	54,1	159,4	148,8	119,3	139,2	142,3	x
1987 Q. 1	130,6	147,8	130,1	136,3	47,9	150,6	160,8	121,2	132,9	145,0	x
Q. 2	134,3	140,4	141,9	140,5	47,0	152,6	162,5	125,3	142,0	136,9	x
Q. 3	128,3	144,5	157,8	132,5	44,7	149,7	149,3	119,9	128,3	156,0	x
Q. 4	143,5	165,8	165,5	155,7	52,4	147,9	159,7	129,9	151,4	158,9	x
1988 Q. 1	140,1	147,4	129,0	143,0	45,6	160,7	179,9	131,5	144,3	156,9	x
Q. 2	148,1	150,5	165,3	144,7	49,8	160,7	174,3	137,0	162,3	151,4	x
Q. 3	173,3	159,8	163,3	132,3	51,0	165,5	160,3	128,0	141,7	161,7	x
Q. 4	157,1	178,2	180,7	160,8	54,0	180,7	177,1	148,4	167,8	169,4	x
1989 Q. 1	158,1	155,0	126,0	163,5	59,0	169,6	184,2	145,6	173,3	169,5	x
Q. 2	164,5	162,3	162,6	170,5	61,0	180,1	186,2	156,2	180,6	169,7	x
Q. 3	147,0	162,5	197,5	147,2	49,5	165,6	166,0	139,1	153,4	173,6	x
Q. 4	161,9	172,2	190,6	159,8	52,6	188,6	178,4	147,9	178,4	179,0	x
1990 Q. 1	165,8	162,5	145,8	163,6	59,7	151,6	195,5	152,6	180,4	185,6	x
Q. 2	156,2	156,3	190,0	163,1	48,1	144,0	184,4	151,9	165,2	171,5	x
Q. 3	145,5	168,4	194,5	157,0	47,5	164,4	167,8	138,7	148,5	172,3	x
Q. 4	161,7	193,4	193,9	185,9	50,2	164,4	178,1	146,9	174,0	179,1	x
Index of Average Value											
1986	114,9	107,6	128,7	104,8	111,2	84,9	107,8	111,1	122,1	113,2	x
1987	112,5	102,3	120,8	94,8	99,6	62,5	103,9	106,3	122,7	111,5	x
1988	114,3	107,0	119,9	103,8	92,9	71,4	106,9	106,8	124,0	113,1	x
1989	119,8	109,8	122,7	112,9	88,0	76,0	111,7	113,4	129,9	116,7	x
1990	118,9	100,7	118,3	101,3	92,6	65,8	109,2	110,8	132,1	117,1	x
1986 Q. 1	117,2	111,0	130,0	113,5	121,9	106,0	114,4	112,7	122,0	115,9	x
Q. 2	115,3	110,9	135,1	107,3	116,1	90,7	107,9	112,2	121,5	111,0	x
Q. 3	114,5	107,7	129,2	101,9	108,1	75,5	106,0	110,2	122,7	114,1	x
Q. 4	112,8	102,0	121,3	96,8	98,7	68,4	102,5	109,1	122,1	111,8	x
1987 Q. 1	113,0	101,9	123,2	98,0	104,0	64,3	103,9	106,9	122,6	114,7	x
Q. 2	112,4	104,1	120,8	94,2	103,8	61,9	104,9	105,8	121,8	110,4	x
Q. 3	112,5	101,6	123,8	92,3	97,0	61,4	103,6	106,1	123,4	112,3	x
Q. 4	112,2	101,7	116,1	94,6	94,0	62,2	103,1	106,2	122,9	108,7	x
1988 Q. 1	111,4	104,7	119,9	99,1	99,7	64,5	105,5	103,6	120,5	111,0	x
Q. 2	113,7	105,9	123,0	103,2	95,6	66,6	106,7	106,5	122,6	112,2	x
Q. 3	115,7	108,6	119,9	105,3	89,5	76,5	108,2	107,4	126,2	115,2	x
Q. 4	116,1	108,2	117,1	107,1	88,0	77,1	107,2	109,4	126,3	114,0	x
1989 Q. 1	118,7	109,6	129,4	113,2	84,5	77,1	112,9	112,3	127,3	117,4	x
Q. 2	120,0	111,1	126,2	114,1	86,7	76,5	112,9	113,3	130,1	114,7	x
Q. 3	120,9	111,6	121,4	112,9	89,5	76,2	111,4	114,4	132,0	118,3	x
Q. 4	119,7	107,0	116,7	111,3	92,2	74,6	109,5	113,6	130,4	116,5	x
1990 Q. 1	118,6	103,7	121,9	107,7	91,2	71,1	109,3	111,0	129,6	118,1	x
Q. 2	119,1	103,6	120,9	102,7	91,0	67,2	108,2	111,1	132,8	115,2	x
Q. 3	119,5	100,7	118,7	99,4	88,8	64,2	107,8	111,1	134,7	118,5	x
Q. 4	118,4	95,9	112,6	96,0	99,4	61,4	111,3	110,0	131,9	116,4	x

See footnote on page 14.

2 Index of Current Value, Volume and Average Value of Imports and Exports

(Special Trade) by Sections of the SITC - Rev. 3

1980 = 100

2.3 Other Countries

Year Quarter	Imports										
	Total	Section									
		0 Food and live animals	1 Beverages and tobacco	2 Crude materials, inedible	3 Mineral fuels, lubricants etc.	4 Animal and vegetable oils and fats	5 Chemicals	6 Manufactured goods classified chiefly by material	7 Machinery and transport equipment	8 Miscella- neous manufactured articles	9 Commodities and trans- actions not classified acc. to kind 1)
Index of Current Value											
1986	114,6	121,7	131,9	90,6	50,9	96,3	165,2	120,7	198,2	154,8	x
1987	113,1	109,3	121,1	84,6	40,8	69,5	161,9	117,6	210,2	174,5	x
1988	123,7	113,1	100,4	95,3	37,2	85,1	178,0	134,8	238,3	193,8	x
1989	144,7	117,6	108,3	115,7	43,4	105,3	213,2	161,5	287,2	217,9	x
1990	155,4	117,9	122,8	100,2	52,6	89,7	220,9	164,6	328,7	244,7	x
1986 Q. 1	118,7	125,7	130,9	94,9	71,4	109,4	161,7	122,7	184,8	154,3	x
Q. 2	116,6	126,4	120,9	95,9	50,8	103,7	171,1	127,3	204,4	139,3	x
Q. 3	108,5	103,4	149,0	82,6	41,4	89,5	168,5	115,8	189,2	163,1	x
Q. 4	114,6	131,3	126,8	89,2	39,8	82,5	159,6	116,9	214,5	162,4	x
1987 Q. 1	110,1	115,3	113,0	84,6	39,1	65,8	154,5	114,2	202,2	172,4	x
Q. 2	109,9	109,9	110,7	84,0	39,8	64,4	164,4	116,8	205,1	155,2	x
Q. 3	112,0	93,1	116,0	84,1	43,0	72,7	165,5	115,6	199,0	188,4	x
Q. 4	120,3	118,7	144,7	85,7	41,1	75,2	163,3	123,8	234,4	181,8	x
1988 Q. 1	114,0	106,9	85,5	84,3	37,1	60,9	167,2	121,1	212,5	192,8	x
Q. 2	118,3	109,9	94,6	94,9	35,8	72,7	169,9	131,1	233,7	165,1	x
Q. 3	125,5	105,6	110,5	98,2	38,8	100,4	177,6	134,0	237,3	209,8	x
Q. 4	137,0	130,2	111,1	103,8	37,0	106,3	197,3	153,1	269,6	207,6	x
1989 Q. 1	137,5	119,6	100,3	110,5	37,4	104,7	204,7	161,7	259,0	216,3	x
Q. 2	148,3	125,4	104,5	120,9	44,0	102,1	224,0	169,3	301,8	202,9	x
Q. 3	139,6	102,2	111,5	113,9	43,2	106,7	209,4	155,5	265,5	226,6	x
Q. 4	153,6	123,3	116,9	117,6	49,1	108,0	214,7	159,3	322,6	225,8	x
1990 Q. 1	150,7	115,8	107,0	106,8	48,2	98,8	216,5	163,8	304,9	243,2	x
Q. 2	148,3	112,5	112,5	105,1	42,7	85,6	215,6	164,3	324,6	213,0	x
Q. 3	151,6	106,0	115,8	93,6	50,6	87,8	211,6	158,8	319,5	256,5	x
Q. 4	171,2	137,1	155,7	95,4	68,8	86,5	239,9	171,4	366,0	265,9	x
Index of Volume											
1986	110,3	113,9	92,6	94,3	73,1	133,4	151,6	116,6	155,5	137,7	x
1987	117,4	123,5	99,3	100,0	67,7	120,9	161,0	121,2	173,9	164,9	x
1988	126,5	126,8	86,8	97,6	75,1	117,7	172,6	132,1	194,7	176,3	x
1989	136,3	132,0	90,3	104,0	74,3	139,6	195,1	143,2	223,3	189,3	x
1990	153,0	148,9	109,8	99,0	81,5	153,1	212,3	158,4	267,4	222,9	x
1986 Q. 1	105,3	112,4	88,6	91,9	70,4	114,5	138,1	114,8	143,9	132,3	x
Q. 2	112,1	113,1	82,4	99,0	76,5	129,9	154,8	121,6	157,7	125,0	x
Q. 3	107,9	98,6	105,1	86,6	76,4	136,8	156,3	112,5	147,0	144,0	x
Q. 4	116,0	131,5	94,3	99,9	69,1	152,5	157,1	117,3	173,2	149,5	x
1987 Q. 1	112,6	122,5	88,1	96,7	63,7	120,0	152,1	117,8	165,7	161,9	x
Q. 2	115,1	122,7	90,5	101,6	66,2	116,8	164,8	121,8	168,6	150,7	x
Q. 3	116,0	108,6	95,9	99,7	70,4	121,5	163,1	118,2	163,5	174,8	x
Q. 4	125,8	140,2	122,6	102,1	70,4	125,1	164,1	126,8	197,6	172,3	x
1988 Q. 1	120,2	123,3	74,1	95,5	70,3	97,6	167,4	126,0	179,4	177,6	x
Q. 2	122,3	122,1	83,5	100,3	71,3	109,4	165,7	130,6	191,4	155,5	x
Q. 3	126,0	115,7	94,3	95,2	78,7	130,5	171,7	128,5	189,8	186,0	x
Q. 4	137,6	146,2	95,4	99,4	80,2	133,3	185,5	143,4	218,1	186,3	x
1989 Q. 1	131,4	131,9	84,7	102,7	69,0	135,3	186,2	144,3	204,2	191,1	x
Q. 2	137,7	133,7	88,3	106,5	72,1	127,9	203,2	149,1	234,4	177,9	x
Q. 3	130,7	116,3	90,3	100,1	75,1	143,4	193,6	136,8	202,5	191,8	x
Q. 4	145,5	145,9	97,7	106,7	80,7	151,8	197,6	142,7	252,2	196,3	x
1990 Q. 1	146,9	142,9	89,5	102,6	77,6	148,6	206,1	157,6	245,1	214,6	x
Q. 2	147,0	137,9	96,3	101,0	79,9	141,6	206,1	156,8	259,8	194,4	x
Q. 3	150,5	136,8	106,1	93,0	83,6	153,2	205,8	152,8	259,3	232,7	x
Q. 4	167,5	177,9	147,3	99,4	84,9	168,9	231,4	166,4	305,4	250,1	x
Index of Average Value											
1986	103,9	106,8	142,5	96,1	69,6	72,2	109,0	103,5	127,5	112,4	x
1987	96,4	88,5	122,0	84,6	60,3	57,5	100,5	97,1	120,9	105,8	x
1988	97,8	89,2	115,6	97,6	49,5	72,3	103,1	102,1	122,4	109,9	x
1989	106,2	89,1	120,0	111,3	58,5	75,5	109,2	112,7	128,6	115,1	x
1990	101,6	79,2	111,8	101,3	64,5	58,6	104,0	103,9	122,9	109,7	x
1986 Q. 1	112,7	111,8	147,7	103,2	101,5	95,5	117,0	106,9	128,4	116,6	x
Q. 2	104,0	111,7	146,7	96,9	66,4	79,8	110,6	104,6	129,6	111,4	x
Q. 3	100,5	104,9	141,8	95,5	54,3	65,4	107,8	102,9	128,7	113,3	x
Q. 4	98,8	99,8	134,5	89,3	57,6	54,1	101,6	99,6	123,8	108,7	x
1987 Q. 1	97,7	94,2	128,3	87,5	61,4	54,8	101,6	96,9	122,0	106,5	x
Q. 2	95,5	89,5	122,3	82,7	60,2	55,1	99,7	95,9	121,7	103,0	x
Q. 3	96,6	85,7	121,0	84,4	61,1	59,8	101,4	97,7	121,7	107,8	x
Q. 4	95,7	84,7	118,1	84,0	58,5	60,1	99,5	97,6	118,6	105,5	x
1988 Q. 1	94,9	86,7	115,3	88,3	52,9	62,3	99,9	96,1	118,4	108,5	x
Q. 2	96,7	90,0	113,3	94,5	50,2	66,5	102,5	100,4	122,1	106,2	x
Q. 3	99,6	91,3	117,2	103,2	49,3	76,9	103,5	104,3	125,1	112,8	x
Q. 4	99,6	89,1	116,4	104,3	46,1	79,8	106,4	106,8	123,6	111,5	x
1989 Q. 1	104,6	90,7	118,4	107,6	54,1	77,4	109,9	112,1	126,8	113,2	x
Q. 2	107,7	93,8	118,2	113,6	61,0	79,8	110,2	113,5	128,8	114,0	x
Q. 3	106,8	87,8	123,5	113,8	57,5	74,4	108,1	113,7	131,1	118,1	x
Q. 4	105,5	84,5	119,7	110,2	60,8	71,1	108,7	111,6	127,9	115,1	x
1990 Q. 1	102,6	81,0	119,6	104,1	62,2	66,5	105,0	103,9	124,4	113,4	x
Q. 2	100,9	81,6	116,9	104,1	53,4	60,5	104,6	104,8	124,9	109,6	x
Q. 3	100,8	77,5	109,1	100,6	60,5	57,3	102,9	104,0	123,2	110,2	x
Q. 4	102,2	77,1	105,7	96,0	81,0	51,2	103,7	103,0	119,8	106,3	x

See footnote on page 14.

2 Index of Current Value, Volume and Average Value of Imports and Exports
(Special Trade) by Sections of the SITC - Rev. 3

1980 = 100

2.3 Other Countries

Year Quarter	Exports											
	Total	Section									Commodities and trans- actions not classified acc. to kind 1)	
		0 Food and live animals	1 Beverages and tobacco	2 Crude materials, inedible	3 Mineral fuels, lubricants etc.	4 Animal and vegetable oils and fats	5 Chemicals	6 Manufactured goods classified chiefly by material	7 Machinery and transport equipment	8 Miscella- neous manufactured articles		
Index of Current Value												
1986	153,6	125,9	180,5	123,4	82,0	82,6	148,0	135,1	162,8	185,6	x	
1987	150,1	116,3	158,6	121,3	64,7	73,3	147,4	130,4	159,8	182,3	x	
1988	157,8	133,0	161,7	144,6	63,1	79,3	165,2	142,5	163,8	201,8	x	
1989	177,0	161,3	190,0	159,9	79,7	93,1	178,5	162,0	183,5	225,8	x	
1990	180,0	158,6	196,3	153,4	88,6	96,3	174,0	155,0	191,4	232,7	x	
1986 Q. 1	148,9	131,2	158,8	119,9	111,8	89,4	149,3	130,6	155,6	176,8	x	
Q. 2	156,2	133,0	197,9	131,9	80,5	84,8	153,2	140,6	164,8	177,4	x	
Q. 3	150,7	114,3	219,3	114,8	68,3	79,6	148,4	132,2	158,3	192,9	x	
Q. 4	158,7	125,0	145,9	126,9	67,2	76,3	141,1	137,0	172,8	195,2	x	
1987 Q. 1	143,0	132,9	149,3	114,0	60,9	74,8	139,3	120,3	153,8	173,5	x	
Q. 2	145,6	119,5	153,7	122,1	62,2	66,4	144,7	128,6	154,0	168,3	x	
Q. 3	146,5	102,1	174,9	118,7	64,8	65,6	150,3	130,4	150,2	190,4	x	
Q. 4	165,4	110,6	156,5	130,2	71,1	86,1	155,3	142,1	181,3	197,1	x	
1988 Q. 1	137,0	120,3	135,8	127,9	55,9	68,3	154,2	121,2	139,1	176,6	x	
Q. 2	154,3	131,6	173,7	146,9	62,9	75,3	165,7	141,7	157,4	196,7	x	
Q. 3	158,2	132,3	185,8	142,4	69,2	92,7	169,3	146,6	160,3	208,1	x	
Q. 4	181,7	147,8	151,4	161,3	64,3	80,7	171,6	160,5	198,2	225,6	x	
1989 Q. 1	168,8	163,5	136,4	161,0	80,3	95,6	177,7	153,6	173,5	208,5	x	
Q. 2	180,2	174,1	188,0	177,4	78,4	102,5	187,3	169,0	184,1	221,2	x	
Q. 3	174,7	154,7	238,2	149,0	80,0	90,4	177,8	161,7	178,7	232,5	x	
Q. 4	184,3	152,8	197,6	152,1	79,9	83,9	171,1	163,7	197,7	240,9	x	
1990 Q. 1	189,4	171,3	162,8	158,7	92,0	116,4	187,6	163,4	202,5	235,7	x	
Q. 2	176,6	149,4	199,3	146,5	80,4	95,0	171,2	154,7	188,5	224,9	x	
Q. 3	172,9	163,2	212,2	145,7	83,4	85,7	168,7	147,4	182,1	231,4	x	
Q. 4	181,3	150,4	210,9	162,6	98,6	88,1	168,5	154,6	192,5	238,7	x	
Index of Volume												
1986	129,5	149,5	143,6	112,9	91,6	100,9	132,9	121,7	126,7	157,7	x	
1987	130,4	155,9	136,8	123,5	89,8	121,7	139,5	126,3	124,6	158,1	x	
1988	136,7	166,7	146,7	136,0	102,9	113,3	151,1	133,9	129,3	171,9	x	
1989	147,4	174,9	166,3	137,4	118,2	115,6	155,0	141,4	141,9	189,7	x	
1990	152,2	175,6	176,3	147,0	125,1	145,8	158,3	140,1	148,1	198,3	x	
1986 Q. 1	123,8	149,7	124,2	103,3	99,5	81,0	129,6	115,5	121,7	149,2	x	
Q. 2	131,7	155,4	157,3	119,2	84,3	99,8	136,6	124,9	129,0	150,1	x	
Q. 3	127,5	138,5	175,7	105,2	90,2	102,7	133,9	119,5	123,1	164,8	x	
Q. 4	134,8	154,4	117,2	123,9	92,5	120,1	131,4	126,9	133,0	166,6	x	
1987 Q. 1	123,3	180,2	124,3	112,3	86,3	131,1	131,1	115,0	119,1	147,2	x	
Q. 2	127,6	166,8	130,6	129,5	85,1	107,0	138,1	125,3	120,2	148,9	x	
Q. 3	127,0	128,9	152,5	119,2	89,5	103,0	141,3	126,6	117,0	164,1	x	
Q. 4	143,8	147,5	139,7	132,8	98,3	145,8	147,7	138,1	142,3	172,2	x	
1988 Q. 1	121,7	158,6	124,4	124,7	85,9	116,2	144,6	120,2	111,4	152,3	x	
Q. 2	136,5	168,2	158,9	141,0	101,8	112,7	153,2	135,1	127,0	170,4	x	
Q. 3	136,5	164,5	164,9	130,3	115,6	123,6	152,2	136,1	126,8	175,0	x	
Q. 4	152,1	175,6	138,7	148,0	108,2	100,8	154,3	144,0	151,9	189,7	x	
1989 Q. 1	141,9	182,0	119,2	139,3	129,5	116,2	155,0	136,5	134,7	173,9	x	
Q. 2	151,1	187,8	161,5	150,1	114,5	127,5	161,5	147,8	144,0	187,4	x	
Q. 3	144,2	167,6	200,1	128,8	117,2	110,2	152,7	138,7	137,2	194,5	x	
Q. 4	152,4	162,1	184,5	131,3	111,7	108,5	151,0	142,4	151,6	203,1	x	
1990 Q. 1	159,7	180,6	144,9	141,5	133,9	177,8	167,8	146,2	158,1	199,3	x	
Q. 2	148,9	158,0	174,1	139,5	124,2	142,5	154,2	138,4	146,0	191,9	x	
Q. 3	145,9	179,6	185,7	139,1	123,6	128,6	154,8	132,8	140,3	194,2	x	
Q. 4	154,4	184,0	200,6	167,8	118,5	134,1	156,4	143,1	148,0	207,9	x	
Index of Average Value												
1986	118,7	84,2	125,7	109,3	89,5	81,8	111,4	111,0	128,5	117,7	x	
1987	115,1	74,6	116,0	98,2	72,1	60,2	105,6	103,3	128,2	115,3	x	
1988	115,4	79,8	110,2	106,3	61,3	69,9	109,3	106,5	126,7	117,4	x	
1989	120,1	92,2	114,2	116,4	67,4	80,5	115,1	114,6	129,3	119,0	x	
1990	118,3	90,3	111,3	104,4	70,8	66,1	109,9	110,6	129,2	117,3	x	
1986 Q. 1	120,3	87,7	127,9	116,1	112,4	110,4	115,2	113,1	127,9	118,5	x	
Q. 2	118,6	85,6	125,9	110,7	95,5	85,0	112,2	112,6	127,7	118,1	x	
Q. 3	118,2	82,5	124,8	109,1	75,8	77,6	110,8	110,6	128,5	117,1	x	
Q. 4	117,7	81,0	124,5	102,4	72,6	63,6	107,3	108,0	129,9	117,2	x	
1987 Q. 1	115,9	73,7	120,2	101,4	70,5	57,1	106,3	104,7	129,1	117,9	x	
Q. 2	114,1	71,6	117,7	94,3	73,0	62,1	104,8	102,6	128,1	113,0	x	
Q. 3	115,4	79,2	114,7	99,6	72,4	63,7	106,4	103,0	128,4	116,1	x	
Q. 4	115,0	75,0	112,1	98,1	72,3	59,0	105,1	102,9	127,4	114,5	x	
1988 Q. 1	112,6	75,9	109,1	102,5	65,0	58,8	106,7	100,9	124,9	115,9	x	
Q. 2	113,1	78,2	109,3	104,1	61,7	66,8	108,2	104,8	124,0	115,5	x	
Q. 3	115,9	80,4	112,7	109,3	59,9	75,0	111,2	107,7	126,4	118,9	x	
Q. 4	119,5	84,2	109,2	109,0	59,5	80,1	111,2	111,5	130,5	118,9	x	
1989 Q. 1	119,0	89,8	114,4	115,5	62,0	82,3	114,7	112,6	128,9	119,9	x	
Q. 2	119,3	92,7	116,4	118,2	68,5	80,4	116,0	114,3	127,8	118,1	x	
Q. 3	121,1	92,3	119,0	115,7	68,3	82,0	116,4	116,6	130,2	119,5	x	
Q. 4	121,0	94,2	107,1	115,9	71,5	77,3	113,3	114,9	130,4	118,6	x	
1990 Q. 1	118,6	94,9	112,4	112,1	68,7	65,4	111,8	111,8	128,1	118,3	x	
Q. 2	118,6	94,5	114,5	105,1	64,7	66,7	111,0	111,8	129,1	117,2	x	
Q. 3	118,5	90,9	114,3	104,8	67,5	66,7	109,0	111,0	129,8	119,2	x	
Q. 4	117,4	81,7	105,1	96,9	83,2	65,7	107,8	108,0	130,1	114,8	x	

See footnote on page 14.

3 IMPORTS AND EXPORTS (SPECIAL TRADE) BY SECTIONS AND DIVISIONS OF THE SITC-REV. III
3.1 IMPORTS

SECT AND DIV		1990 DT = 100 KG	1989	1990 1 000 DM	1989	1990 1 000 \$	1989
0	FOOD AND LIVE ANIMALS...	304 218 901	291 286 827	46 377 795	43 764 669	28 838 225	23 298 178
00	LIVE ANIMALS.....	1 786 153	1 914 281	6 648 307	7 724 800	398 595	384 453
01	MEAT, MEAT PREPARATIONS.	13 693 647	12 467 096	7 181 559	6 723 819	4 477 509	3 583 047
02	DAIRY PRODUCTS, BIRD EGGS	12 810 593	11 876 931	5 317 656	4 901 076	3 305 007	2 612 238
03	FISH, CRUSTACEANS, MOLLUSC	6 141 634	5 268 750	2 772 904	2 322 987	1 735 503	1 240 983
04	CEREALS, CEREAL PREPRINS.	47 413 135	51 330 883	3 364 022	3 335 619	2 086 795	1 771 325
05	VEGETABLES AND FRUIT....	120 664 164	111 943 379	17 006 449	14 694 228	10 559 573	7 817 558
06	SUGAR, SUGR. PREPINS, HONEY	11 525 677	11 024 467	1 268 827	1 145 971	791 360	609 478
07	COFFEE, TEA, COCOA, SPICES.	13 762 349	12 070 292	4 673 909	5 678 592	2 911 336	3 023 221
08	ANIMAL FEED STUFF.....	73 114 065	70 725 004	2 659 142	3 023 328	1 650 635	1 608 429
09	MISC. EDIBLE PRODUCTS ETC	3 907 484	2 665 744	1 485 020	1 214 249	921 912	647 446
1	BEVERAGES AND TOBACCO...	20 224 594	18 357 151	5 423 862	4 697 953	3 388 660	2 508 738
11	BEVERAGES.....	18 374 219	16 765 778	3 908 312	3 364 213	2 443 756	1 798 450
12	TOBACCO, TOBACCO MANUFACT	1 850 375	1 591 373	1 515 550	1 333 740	944 904	710 288
2	CRUDE MATERIALS, INEDIBLE	934 697 576	967 709 054	29 534 802	33 393 370	18 290 288	17 782 531
21	HIDES, SKINS, FURSKINS, RAW	876 946	889 616	376 770	524 362	231 180	279 238
22	OIL SEED, OLEAGINUS FRUIT	43 119 214	44 453 044	2 515 699	3 010 634	1 563 577	1 607 847
23	CRUDE RUBBER.....	5 972 827	5 953 749	1 313 748	1 420 453	813 826	754 667
24	CORK AND WOOD.....	54 397 714	56 832 645	3 473 077	3 265 457	2 147 525	1 738 487
25	PULP AND WASTE PAPER....	44 009 333	43 812 196	4 630 780	5 438 265	2 860 010	2 893 098
26	TEXTILE FIBRES.....	7 473 575	7 941 746	2 925 125	3 386 700	1 803 736	1 803 234
27	CRUDE FERTILIZER, MINERAL	242 614 698	232 489 645	2 000 121	2 234 104	1 241 162	1 187 962
28	METALLIFEROUS ORE, SCRAP.	525 030 720	564 493 381	7 605 280	9 687 938	4 712 525	5 145 518
29	CRUDE ANIMAL, VEG. MATERL.	11 202 549	10 483 032	4 694 202	4 445 457	2 916 767	2 372 083
3	FUELS, LUBRICANTS, ETC..	1 659 299 296	1 528 521 645	45 548 306	38 344 662	28 511 109	20 433 312
32	COAL, COKE, BRIQUETTES..	139 292 609	94 570 537	1 304 949	904 969	814 607	482 278
33	PETROLEUM, PETROL. PRODUCT	1 150 669 571	1 077 721 819	35 322 522	30 315 404	22 133 627	16 133 060
34	GAS, NATURAL, MANUFACTURED	369 337 116	356 229 289	7 557 868	6 041 589	4 712 305	3 241 921
35	ELECTRIC CURRENT, MWI...	16 443 606	1 178 535	1 362 967	1 082 700	850 570	576 053
4	ANIMAL, VEG. OILS, FATS, WAX	18 504 921	18 456 045	1 524 223	1 729 856	946 172	921 293
41	ANIMAL OILS AND FATS....	2 240 154	3 607 828	148 626	222 737	91 986	118 301
42	FIXED VEG. FATS AND OILS	11 966 988	10 604 189	1 033 472	1 112 283	641 838	593 096
43	ANIMAL, VEG. FATS, OILS, NES	4 297 779	4 244 028	342 125	394 836	212 348	209 896
5	CHEMICALS, RELTD. PRODNES	242 784 885	228 572 419	49 662 715	47 700 968	30 854 358	25 387 483
51	ORGANIC CHEMICALS.....	67 838 718	68 747 942	12 738 920	13 167 513	7 910 585	7 006 211
52	INORGANIC CHEMICALS.....	32 735 837	29 674 713	3 939 249	4 308 231	2 449 003	2 294 746
53	DYES, COLOURING MATERIALS	5 590 035	5 266 377	2 610 183	2 457 724	1 620 202	1 307 016
54	MEDICINAL, PHARM. PRODUCTS	760 210	697 198	5 467 504	4 973 610	3 396 452	2 650 220
55	ESSENTL. OILS, PERFUME, ETC	5 041 764	3 957 374	2 873 604	2 453 214	1 786 967	1 305 176
56	FERTILIZER, EXCEPT GRP272	57 609 449	53 250 424	1 346 092	1 267 396	837 635	677 328
57	PLASTICS IN PRIMARY FORM	43 488 254	38 935 809	10 637 392	10 116 893	6 614 949	5 379 731
58	PLASTIC, NON-PRIMARY FORM	6 805 189	5 738 106	4 450 538	3 902 630	2 765 747	2 075 665
59	CHEMICAL MATERIALS NES..	22 915 429	22 304 476	5 599 233	5 053 757	3 472 758	2 691 390
6	MANUFACTURED GOODS.....	438 530 615	390 391 940	98 253 529	94 630 997	60 999 236	50 343 978
60	CPL IND PLANT CHAP 69/70/72/76	-	-	-	-	-	-
61	LEATHER, LEATHER GOODS..	468 550	434 405	1 663 839	1 623 856	1 031 037	864 097
62	RUBBER MANUFACTURES, NES	7 032 598	6 661 808	5 119 382	4 851 727	3 175 985	2 580 487
63	CORK, WOOD MANUFACTURES.	26 883 951	20 908 874	3 728 629	3 117 448	2 317 124	1 659 144
64	PAPER, PAPERBOARD, ETC....	75 980 431	65 464 165	12 970 485	11 402 015	8 063 570	6 065 701
65	TEXTILE YARN, FABRIC, ETC.	14 436 282	12 725 856	18 596 132	16 921 090	11 555 108	9 017 021
66	NON-METAL. MINERAL MANFCT	97 516 492	83 773 855	9 176 423	8 255 487	5 709 523	4 390 695
67	IRON AND STEEL.....	165 302 455	154 538 635	19 444 590	20 185 039	12 036 391	10 731 941
68	NON-FERROUS METALS.....	30 061 046	28 386 837	15 043 063	17 352 203	9 326 173	9 222 555
69	METALS MANUFACTURES, NES.	20 748 800	17 497 505	12 510 986	10 922 138	7 784 335	5 812 337
7	MACHINES, TRANSPORT EQUIP	82 557 874	65 759 863	178 099 608	154 364 755	110 917 653	82 234 083
70	CPL IND PLANT (84/85/87)	-	-	-	-	-	-
71	POWER GENERATING MACHINES	5 105 466	4 887 786	10 826 369	10 032 969	6 711 495	5 338 070
72	SPECIAL. INDUST. MACHINERY	7 677 275	6 341 439	12 076 698	10 332 546	7 513 627	5 502 941
73	METALWORKING MACHINERY..	2 439 906	1 992 670	5 402 364	4 256 512	3 372 804	2 273 643
74	GENERAL INDUSTL. MACH. NES	10 611 079	8 752 067	18 346 352	15 487 939	11 403 579	8 246 555
75	OFFICE MACHINES, ADP MACH	1 806 679	1 502 066	23 908 516	22 633 905	14 890 797	12 075 109
76	TELECOMM. SOUND EQUIP ETC	3 575 292	2 460 352	15 598 435	12 812 736	9 766 038	6 836 382
77	ELEC MCH APPAR, PARTS, NES	11 439 970	9 514 467	28 900 523	26 474 336	17 960 757	14 089 555
78	ROAD VEHICLES.....	35 545 968	28 210 635	46 424 467	36 129 491	28 989 959	19 243 079
79	OTHR. TRANSPORT EQUIPMENT	4 356 239	2 298 441	16 615 884	16 204 321	10 308 597	8 628 749
8	MISC MANUFACTURED ARTCLS	38 975 712	32 614 657	83 061 466	73 320 272	51 715 686	39 042 657
80	CPL IND PLANT CHAP 90/94	-	-	-	-	-	-
81	PREFAB BUILDGS, FTNG ETC	4 205 258	3 303 574	2 523 303	2 053 397	1 575 736	1 093 412
82	FURNITURE, BEDDING, ETC...	10 076 658	8 692 496	6 721 015	5 810 503	4 183 783	3 097 331
83	TRAVEL GOODS, HANDBSG ETC	721 202	596 975	1 516 917	1 331 302	945 536	708 280
84	CLOTHING AND ACCESSORIES	6 865 371	5 806 619	32 123 809	27 491 721	19 989 399	14 639 207
85	FOOTWEAR.....	2 092 537	1 874 023	7 188 431	6 453 082	4 463 837	3 431 571
87	SCIENTIFIC EQUIPMENT NES	1 757 913	642 358	8 395 471	8 077 712	5 222 274	4 301 995
88	PHOTO. APPARAT. NES; CLOCKS	1 212 055	1 078 945	6 524 428	6 207 719	4 060 688	3 303 746
89	MISC MANUFACTRD GOODS NES	13 044 718	10 619 667	18 068 092	15 894 836	11 274 373	8 467 115
9	GOODS NOT CLASSD BY KIND ¹⁾	4 564 106	5 148 630	13 141 399	14 517 203	8 147 142	7 728 107
91	MAIL NOT CLASSD BY KIND	-	-	-	-	-	-
93	SPEC. TRANSACT. NOT CLASSD	4 557 845	5 143 457	10 632 415	12 197 854	6 587 291	6 491 525
94	COMPL IND PLANT CHAPT 99	-	-	-	-	-	-
96	COIN NONGOLD NONCURRENT.	1 334	927	118 989	98 247	74 193	52 604
97	GOLD, NONMONTY EXCL DRES	4 927	4 246	2 389 995	2 221 102	1 485 658	1 183 978
	TOTAL	3 744 358 480	3 546 818 281	550 627 705	506 464 705	342 608 529	269 680 360

1) INCL. COMPLETE INDUSTRIAL PLAN N.E.S.

3 IMPORTS AND EXPORTS (SPECIAL TRADE) BY SECTIONS AND DIVISIONS OF THE SITC-REV. III
3.2 EXPORTS

SECT AND DIV		1990 DT = 100 KG	1989	1990 1 000 DM	1989	1990 1 000 \$	1989
0	FOOD AND LIVE ANIMALS...	177 328 494	182 851 867	25 108 717	25 995 394	15 586 990	13 825 267
00	LIVE ANIMALS.....	2 724 926	2 183 345	952 834	1 035 716	594 186	551 344
01	MEAT, MEAT PREPARATIONS...	8 913 961	8 019 768	4 370 050	4 049 186	2 714 849	2 149 633
02	DAIRY PRODUCTS,BIRD EGGS	27 077 677	30 506 013	5 617 822	6 863 690	3 479 184	3 648 672
03	FISH,CRUSTACEANS,MOLLUSC	1 588 889	1 525 560	761 721	724 916	473 285	385 685
04	CEREALS,CEREAL PREPRNTS...	52 281 520	68 836 521	3 404 853	3 752 191	2 108 287	1 990 393
05	VEGETABLES AND FRUIT...	18 618 593	15 592 569	2 499 411	2 288 974	1 549 286	1 219 587
06	SUGAR,SUGR.PREPTNS,HONEY	16 144 397	13 979 562	1 455 375	1 233 676	907 768	658 421
07	COFFEE,TEA,COCOA,SPICES...	4 463 737	4 042 101	2 498 373	2 635 137	1 556 523	1 403 899
08	ANIMAL FEED STUFF.....	41 318 787	34 494 145	2 005 015	2 084 644	1 246 226	1 111 911
09	MISC.EDIBLE PRODUCTS ETC	4 196 007	3 671 483	1 543 253	1 327 264	957 396	705 722
1	BEVERAGES AND TOBACCO...	93 807 396	89 070 266	3 732 802	3 617 104	2 319 876	1 921 119
11	BEVERAGES.....	92 900 083	88 240 142	2 081 649	2 071 549	1 293 726	1 098 643
12	TOBACCO,TOBACCO MANUFACT	907 313	830 124	1 651 153	1 545 555	1 026 150	822 470
2	CRUDE MATERIALS,INEDIBLE	576 629 422	530 118 066	11 696 492	12 368 593	7 258 827	6 577 098
21	HIDES,SKINS,FURSKINS,RAW	1 400 176	1 307 054	484 365	506 042	299 546	269 857
22	OIL SEED,OLEAGINUS FRUIT	3 973 250	3 028 486	331 115	293 724	207 686	154 642
23	CRUDE RUBBER.....	4 148 931	4 111 877	906 972	939 287	561 903	498 873
24	CORK AND WOOD.....	51 676 039	46 846 615	1 466 957	1 361 519	911 418	724 022
25	PULP AND WASTE PAPER...	15 687 841	14 554 923	462 460	536 454	285 851	285 231
26	TEXTILE FIBRES.....	7 820 720	7 367 435	2 481 699	2 592 497	1 538 823	1 379 727
27	CRUDE FERTILIZER,MINERAL	426 941 514	390 042 746	1 534 619	1 550 516	951 092	824 217
28	METALLIFEROUS ORE,SCRAP...	61 436 509	59 590 111	2 717 025	3 274 633	1 690 464	1 739 600
29	CRUDE ANIMAL,VEG.MATERL...	3 544 442	3 268 819	1 311 280	1 313 921	812 044	700 929
3	FUELS, LUBRICANTS, ETC...	233 828 755	253 005 815	8 183 003	7 884 077	5 083 864	4 196 598
32	COAL, COKE, BRIQUETTES...	105 612 005	133 657 254	2 172 632	2 737 430	1 345 678	1 455 454
33	PETROLEUM,PETROL,PRODUCT	112 617 349	104 267 412	4 471 874	3 886 743	2 788 460	2 066 597
34	GAS,NATURAL,MANUFACTURED	15 599 401	15 081 149	480 678	396 529	299 170	212 348
35	ELECTRIC CURRENT, MW...	16 346 971	1 073 333	1 057 819	863 375	650 556	462 199
4	ANIMAL,VEG.OILS,FATS,WAX	17 954 994	18 617 296	1 544 813	1 817 681	956 937	966 227
41	ANIMAL OILS AND FATS....	2 978 783	2 846 237	196 873	221 034	121 868	117 570
42	FIXED VEG. FATS AND OILS	9 593 634	10 531 821	817 371	956 384	506 446	529 403
43	ANIMAL,VEG.FATS,OILS,NES	5 382 577	5 239 238	530 569	600 263	328 623	319 254
5	CHEMICALS,RELTD.PROD.NES	302 573 998	302 005 660	81 703 870	83 082 559	50 597 294	44 186 717
51	ORGANIC CHEMICALS.....	68 108 944	69 803 540	17 844 525	19 510 663	11 043 959	10 377 027
52	INORGANIC CHEMICALS....	61 933 443	66 906 076	5 841 565	6 266 940	3 608 564	3 332 509
53	DYES,COLOURING MATERIALS	14 090 690	13 822 952	8 531 895	8 688 743	5 285 688	4 617 883
54	MEDICINAL,PHARM.PRODUCTS	1 397 934	1 287 333	9 451 272	8 904 883	5 861 194	4 738 352
55	ESSENTL.OILS,PERFUME,ETC	10 649 579	10 197 840	4 626 565	4 388 561	2 866 629	2 334 633
56	FERTILIZER,EXCEPT GRP272	43 903 506	41 007 264	1 016 240	1 055 952	628 695	562 298
57	PLASTICS IN PRIMARY FORM	52 210 564	49 740 367	14 971 821	15 177 388	9 275 488	8 068 911
58	PLASTIC,NON-PRIMARY FORM	10 763 136	10 461 941	7 659 676	7 540 654	4 749 365	4 008 601
59	CHEMICAL MATERIALS NES...	39 516 202	38 778 347	11 760 511	11 548 775	7 277 712	6 146 503
6	MANUFACTURED GOODS.....	412 207 849	433 648 231	113 497 987	117 154 583	70 312 646	62 304 645
60	CPL IND PLANT CHAP 63,70,72,75	439 817	348 734	585 259	475 842	359 768	255 362
61	LEATHER, LEATHER GOODS...	555 743	531 803	1 452 782	1 572 470	900 161	835 368
62	RUBBER MANUFACTURES, NES	6 616 201	6 819 189	5 464 728	5 630 512	3 384 145	2 995 177
63	CORK, WOOD MANUFACTURES...	12 633 653	13 980 267	2 301 730	2 346 784	1 424 717	1 247 831
64	PAPER,PAPERBOARD,ETC....	56 461 076	55 200 233	14 080 148	13 790 426	8 721 621	7 334 824
65	TEXTILE YARN,FABRIC,ETC...	13 089 164	13 061 433	21 516 970	20 800 523	13 337 677	11 072 699
66	NON-METAL MINERAL MANFCT	88 030 120	93 371 907	10 798 949	10 867 490	6 692 022	5 776 097
67	IRON AND STEEL.....	191 476 049	207 200 825	24 422 307	27 790 574	15 126 248	14 774 185
68	NON-FERROUS METALS.....	18 027 527	18 873 961	11 947 975	13 574 431	7 399 205	7 216 910
69	METALS MANUFACTURES,NES...	24 878 499	24 259 879	20 927 139	20 305 531	12 967 082	10 796 192
7	MACHINES,TRANSPORT EQUIP	136 068 214	135 677 307	317 217 905	311 684 432	196 627 594	166 005 243
70	CPL IND PLANT (84/85/87)	1 062 779	1 268 135	3 798 057	3 699 628	2 343 573	1 971 114
71	POWER GENERATING MACHINES	8 003 955	7 711 414	18 051 366	18 018 789	11 195 225	9 591 262
72	SPECIAL INDUST.MACHINERY	18 071 932	18 265 156	42 933 526	41 847 474	26 587 838	22 293 096
73	METALWORKING MACHINERY...	3 760 106	3 615 425	11 435 328	11 209 660	7 101 741	5 975 447
74	GENERAL INDUSTL.MACH.NES	17 574 230	16 919 810	44 844 371	42 262 913	27 795 485	22 458 793
75	OFFICE MACHINES,ADP MACH	1 105 080	1 099 120	15 776 143	15 984 412	9 792 178	8 526 138
76	TELECOMM.SOUND EQUIP ETC	1 757 002	1 665 727	11 693 248	11 702 598	7 270 522	6 241 632
77	ELEC MCH APPAR,PARTS,NES	15 124 937	14 586 572	43 687 253	42 145 940	27 081 360	22 431 682
78	ROAD VEHICLES.....	61 386 734	63 683 771	108 229 036	108 192 712	67 001 429	57 634 636
79	OTHR.TRANSPORT EQUIPMENT	8 221 459	6 862 177	16 769 577	16 620 306	10 458 243	8 841 443
8	MISC MANUFACTURED ARTCLS	33 427 743	31 897 781	71 712 944	69 706 114	44 475 227	37 092 806
80	CPL IND PLANT CHAP 90/94	9 199	9 740	96 476	144 862	59 779	77 156
81	PREFAB BUILDGS,FTTNG ETC	2 996 841	2 655 611	3 004 445	2 842 642	1 866 425	1 513 257
82	FURNITURE,BEDDING,ETC...	8 816 132	8 529 431	7 200 114	6 902 690	4 464 551	3 674 052
83	TRAVEL GOODS,HANDBGS ETC	149 624	130 865	556 958	521 877	346 456	277 752
84	CLOTHING AND ACCESSORIES	1 325 974	1 236 102	11 354 048	10 587 293	7 044 742	5 631 696
85	FOOTWEAR.....	483 824	484 406	1 910 191	1 929 341	1 179 217	1 026 587
87	SCIENTIFIC EQUIPMENT NES	1 123 053	1 056 807	15 459 988	15 318 482	9 592 204	8 158 482
88	PHOTO.APPARAT.NES;CLOCKS	1 689 273	1 541 870	6 876 063	7 023 600	4 257 764	3 736 427
89	MISC MANUFCTRD GOODS NES	16 833 823	16 252 949	25 254 661	24 435 327	15 664 089	12 997 397
9	GOODS NOT CLASSD BY KIND ¹⁾	5 928 218	5 704 247	8 386 168	7 730 184	5 228 255	4 115 045
91	MAIL NOT CLASSD BY KIND	-	-	-	-	-	-
93	SPEC.TRANSACT.NOT CLASSD	5 590 285	5 411 068	6 918 304	6 192 549	4 322 727	3 299 432
94	COMPL IND PLANT CHAPT 99	279 363	263 311	392 797	236 132	242 075	125 812
96	COIN,NONGOLD NONCURRENT...	56 466	27 882	99 395	66 685	61 381	35 550
97	GOLD,NONGOLD EXCL ORES	2 104	1 986	975 672	1 234 818	602 072	654 251
TOTAL		1 989 755 083	1 982 596 536	642 784 701	641 040 721	398 447 510	341 190 759

1) INCL. COMPLETE INDUSTRIAL PLAN N.E.S.

4 IMPORTS AND EXPORTS (SPECIAL TRADE) BY GROUPS AND SUBGROUPS OF THE SITC-REV. III
4.1 IMPORTS

GROUP / SUBGROUP	1990 DT = 100 KG	1989	1990 1 000 DM	1989	1990 1 000 \$	1989
001 LIVE ANIMALS	1 786 153	1 914 281	648 307	724 800	398 595	384 453
1 BOVINE ANIMALS, LIVE	566 317	501 706	277 003	286 684	169 747	152 575
2 SHEEP AND GOATS, LIVE	94 137	116 911	26 068	35 028	15 847	18 726
3 SWINE, LIVE	906 198	1 079 069	247 127	304 782	151 646	160 902
4 POULTRY, LIVE	145 982	147 767	30 225	26 163	19 003	13 896
5 EQUINE SPECIES, LIVE	62 304	56 785	40 247	42 524	25 244	22 640
9 LIVE ANIMALS, NES	11 215	12 043	27 637	29 619	17 108	15 714
011 BOVINE MEAT	2 504 082	2 280 516	1 895 796	1 900 810	1 179 663	1 012 902
1 BOVINE MEAT,FRSH,CHILLED	2 121 333	1 719 679	1 614 663	1 485 470	1 003 433	792 813
2 BOVINE MEAT, FROZEN	382 749	560 837	281 133	415 340	176 230	220 089
012 OTHER MEAT, MEAT OFFAL	9 625 619	8 879 408	4 214 336	3 946 524	2 628 184	2 103 368
1 MEAT OF SHEEP OR GOATS	292 312	291 113	195 619	180 767	119 498	96 283
2 MEAT OF SWINE	5 480 983	5 230 710	2 374 430	2 297 823	1 478 849	1 221 970
3 POULTRY, MEAT AND OFFAL	3 065 506	2 670 579	1 394 516	1 201 035	873 037	642 547
4 MEAT OF HORSES,MULES,ETC	5 923	7 292	1 525	2 498	949	1 335
5 EDIBLE OFFAL	602 413	484 403	115 541	102 883	72 115	54 773
9 MEAT,EDIBLE OFFAL, NES	178 482	195 311	132 705	161 518	83 746	86 460
016 MEAT,ED.OFFL,DRY,SLT,SMK	95 922	76 783	139 874	118 571	87 342	62 970
1 PIGMEAT,DRY,SALT,SMOKED	82 531	65 146	117 632	100 447	73 515	59 327
8 OTH.MEAT,OFF.DRY,SMK,SLT	13 391	11 637	22 242	18 124	13 827	9 643
017 MEAT,OFFL.PRPD,PRSRVD,NES	1 468 024	1 230 389	931 553	757 914	582 320	403 807
1 EXTRACT, JUICE MEAT, FISH	10 878	8 671	19 168	14 119	11 936	7 526
2 SAUSAGE OF MEAT, OFFL. ETC	186 484	143 532	184 969	134 492	116 154	71 701
3 LIVER, PREPD, PRSRVD, NES	50 225	47 845	36 103	35 569	22 783	19 104
4 POULTRY, PRPD, PRSRVD, NES	408 245	357 103	216 864	186 606	135 233	99 245
5 PORK, PREPD, PRSRVD, NES	423 548	336 444	293 893	236 900	183 616	126 177
6 BOV. MEAT, PRPD, PRSRVD, NES	377 292	327 636	171 033	143 172	106 653	76 264
9 OTH. MEAT, PRPD, PRSRVD NES	11 352	9 158	9 523	7 056	5 945	3 790
022 MILK AND CREAM	5 048 319	4 311 466	1 035 146	783 973	641 530	416 765
1 MILK EX. CONCENTD. SWEETND	1 501 402	1 337 542	127 188	118 649	79 238	63 350
2 MILK CONCENTD., SWEETENED	1 571 718	1 002 376	627 609	413 542	387 565	220 064
3 MILK PRODUCTS	436 425	522 782	172 019	131 622	107 473	69 421
4 WHEY, MILK PRODUCTS NES	1 538 774	1 448 766	108 330	120 160	67 254	63 930
023 BUTTER, OTHER FAT OF MILK	1 034 986	1 121 161	646 494	771 644	399 943	410 926
024 CHEESE AND CURD	3 654 634	3 353 452	2 973 086	2 704 061	1 851 583	1 441 656
1 CHEESE, POWDERED, GRATED	88 001	77 114	83 250	72 589	51 777	38 659
2 PROCESSED CHEESE, WHOLE	89 533	47 007	76 916	45 117	48 137	24 167
3 BLUE-VEINED CHEESE	67 327	61 687	83 385	74 788	52 051	39 966
9 OTHER CHEESE; CURD	3 409 773	3 167 644	2 729 535	2 511 567	1 699 618	1 338 864
025 EGGS, BIRDS, YOLKS, ALBUMIN	3 072 654	3 090 852	662 930	641 398	411 951	342 891
1 BIRDS' EGGS, IN SHELL	2 805 776	2 855 376	579 760	571 565	360 236	305 646
2 BIRD EGGS UNSHELLED; YOLKS	228 911	193 804	61 186	53 538	38 012	28 510
3 EGG ALBUMIN	37 967	41 672	21 984	16 295	13 703	8 735
034 FISH, FRESH, CHILLED, FROZN	4 288 633	3 832 790	1 636 939	1 364 249	1 023 557	727 576
1 FISH, FRESH, CHILLED, WHOLE	1 290 936	1 494 445	642 843	632 015	400 313	337 419
2 FISH, FROZEN EX. FILLETS	582 054	491 481	211 625	176 442	132 921	94 039
4 FISH FILLETS, FROZEN	1 533 391	1 139 441	579 842	405 342	363 986	216 007
5 FISH FILLETS, FRSH, CHILLD	882 252	707 423	202 629	150 450	126 337	80 111
035 FISH, DRIED, SALTED, SMOKED	351 305	249 087	227 475	179 041	143 724	96 770
1 FISH, DRIED, SALTED	107 331	68 374	49 797	37 333	31 105	19 959
2 FISH SALTED OR IN BRINE	173 735	124 537	51 308	33 473	32 058	17 901
3 FISH, SMOKED	63 665	49 207	119 594	101 161	76 394	55 165
4 FISH LIVER, ROE, DRD, SMKD.	6 229	6 586	5 744	5 909	3 595	3 129
5 FISH MEAL, FIT FOR FOOD	345	383	1 032	1 165	632	616
036 CRUSTACEANS, MOLLUSCS ETC	346 346	297 127	243 245	235 177	151 799	125 614
1 CRUSTACEANS, FROZEN	108 826	91 808	153 330	136 353	95 780	72 894
2 CRUSTACEANS, NOT FROZEN	16 436	32 986	31 101	39 974	19 371	21 331
3 MOLLUSCS	221 084	172 333	58 814	58 850	36 648	31 389
037 FISH ETC. PREPD, PRSRVD, NES	1 155 350	889 746	665 245	544 520	416 423	291 023
1 FISH, PREPD, PRSRVD, NES	958 695	724 730	453 783	365 618	284 405	195 358
2 CRUSTACEA, MOLL. C. PRPD NES	196 655	165 016	211 462	178 902	132 018	95 665
041 WHEAT, MESLIN, UNMILLED	17 067 042	20 386 231	691 634	867 007	426 791	456 515
1 DURUM WHEAT, UNMILLED	1 931 668	1 467 198	106 159	89 028	65 458	47 466
2 OTH. WHEAT, MESLIN, UNMILLED	15 135 374	18 919 033	585 475	777 979	361 333	409 049
042 RICE	2 273 096	2 038 623	265 464	249 685	164 684	133 375
1 RICE IN THE HUSK	9 150	8 033	1 220	1 293	761	676
2 RICE HUSKED	1 139 572	1 061 115	97 776	92 694	60 777	49 662
3 RICE, MILLED, SEMI-MILLED	1 124 374	969 475	166 468	155 698	103 146	83 037
043 BARLEY, UNMILLED	5 158 542	6 665 720	223 244	278 208	138 585	148 100
044 MAIZE UNMILLED	12 438 177	13 009 073	603 785	614 071	371 498	328 230
1 MAIZE SEED	308 260	294 268	126 076	118 598	75 609	64 511
9 MAIZE, OTHER UNMILLED	12 129 917	12 714 805	477 709	495 473	295 889	263 719
045 OTHER CEREALS, UNMILLED	1 536 557	1 685 533	71 267	82 642	44 145	43 926

4 IMPORTS AND EXPORTS (SPECIAL TRADE) BY GROUPS AND SUBGROUPS OF THE SITC-REV. III
4.1 IMPORTS

GROUP / SUBGROUP	1990 DT = 100 KG	1989	1990 1 000 DM	1989	1990 1 000 \$	1989
0451 RYE, UNMILLED	516 828	595 318	23 789	26 029	14 602	13 858
2 OATS, UNMILLED	466 215	624 412	15 770	24 060	9 716	12 793
3 GRAIN SORGHUM, UNMILLED	100 382	91 039	4 391	3 957	2 714	2 109
9 BUCKWHEAT ETC. UNMILLED	453 132	374 764	27 317	28 596	17 113	15 166
046 MEAL, FLOUR OF WHEAT, MSLN	1 005 595	1 047 372	73 008	76 646	45 375	40 767
1 FLOUR OF WHEAT, MESLIN	712 532	753 662	47 392	51 519	29 394	27 397
2 GROATS, MEAL, PELLTS, WHEAT	293 063	293 710	25 617	25 127	15 981	13 370
047 OTHER CEREAL MEAL, FLOURS	312 549	298 662	17 856	16 487	11 010	8 756
1 OTHER CEREAL FLOURS	145 250	163 738	8 977	8 802	5 525	4 668
2 CEREAL GROAT, MEAL, PELLTS	167 299	134 924	8 879	7 685	5 485	4 088
048 CEREAL PREPARATIONS	7 621 577	6 199 669	1 417 763	1 150 873	884 707	611 656
1 CEREAL GRAINS, PREPRD NES	588 109	531 313	80 144	64 645	49 842	34 333
2 MALT, INCL. MALT FLOUR	3 761 595	3 059 865	276 711	230 654	173 008	122 412
3 PASTA, UNCOOKED, UNPREPRD.	935 120	802 075	190 240	161 518	118 278	86 097
4 BREAD, BAKED GOODS	1 875 327	1 436 473	762 565	608 814	476 016	323 375
5 MIXES, DOUGHS FOR 048.4	461 426	369 943	108 103	85 242	67 463	45 439
054 VEGETABLES	47 874 950	50 519 172	5 163 623	4 796 976	3 182 833	2 546 763
1 POTATOES, FRESH, CHILLED	8 063 142	8 773 418	404 219	363 963	243 924	190 975
2 LEGUMES, DRIED, SHELLD	6 788 550	7 044 751	384 670	401 187	239 744	214 345
4 TOMATOES, FRESH, CHILLED	4 578 397	4 181 184	828 689	754 455	509 955	396 661
5 OTH. FRSH, CHLL. VEGETABLES	17 840 912	17 034 509	2 703 210	2 443 175	1 663 349	1 300 041
6 VEGETABLES FROZEN	2 820 498	2 454 360	418 396	356 773	261 187	190 499
7 VEGETABLES PROV. PRESERVD	279 685	236 791	97 615	89 559	60 796	47 676
8 VEG. PRODUCTS, ROOTS, TUBRS	7 503 766	10 794 159	326 824	387 864	203 878	206 566
056 VEGETABLES, PRPD, PRSVD, NES	12 117 755	10 224 441	2 235 624	1 897 699	1 394 241	1 013 478
1 VEGETABLES, DRIED	250 124	229 119	144 841	134 070	89 979	71 388
4 FRUIT, VEG. FLOUR, MEAL, FLK	178 997	137 706	59 715	43 852	37 645	23 497
6 VEGETABLE, UNPICKLED FRZN	1 630 563	1 522 913	214 572	190 007	133 388	101 326
7 VEG. PREPARED, PRESERVD, NES	10 058 071	8 334 703	1 816 496	1 529 770	1 133 229	817 267
057 FRUIT, NUTS EXCL. OIL NUTS	46 162 073	39 030 495	6 806 511	5 624 763	4 240 692	2 992 652
1 ORANGES, ETC.	9 858 252	8 298 736	941 751	790 076	597 924	433 442
2 OTH. CITRUS, FRESH, DRIED	2 050 668	2 145 952	206 389	213 576	128 702	114 083
3 BANANAS, FRESH OR DRIED	11 720 875	8 715 114	1 166 290	790 626	725 662	419 620
4 APPLES, FRESH	6 001 094	6 191 315	710 972	577 307	438 633	304 549
5 GRAPES, FRESH OR DRIED	4 052 377	3 290 149	736 196	543 690	467 086	287 768
6 FIGS, FRESH OR DRIED	1 101 847	77 228	33 686	23 910	21 870	12 884
7 EDIBLE NUTS FRESH, DRIED	2 111 881	1 813 279	1 006 042	976 351	629 113	523 812
9 FRUIT, FRESH, DRIED, NES	10 265 279	8 498 722	2 005 185	1 709 227	1 231 702	896 494
058 FRUIT, PRESERVED, PREPARED	8 635 996	6 662 329	1 512 397	1 177 154	941 701	627 678
1 JAMS, JELLIES, MARMALADES	588 510	493 488	144 322	119 832	90 175	63 689
2 FRUIT, NUTS PROV. PRESERVD	54 561	43 318	7 867	6 281	4 839	3 340
3 FRUIT, NUTS, FROZEN	1 937 896	1 436 939	370 631	278 213	231 545	148 259
9 FRUIT, NUTS, PRSVD, PPD, NES	6 055 029	4 688 584	988 977	772 828	615 142	412 390
059 FRUIT, VEGETABLE JUICES	5 873 390	5 506 942	1 288 294	1 197 636	800 106	636 987
1 ORANGE JUICE	2 417 997	2 212 669	753 632	698 743	466 175	371 328
2 GRAPEFRUIT JUICE	150 347	134 014	37 563	41 324	23 327	21 986
3 JUICE, OTHER CITRUS FRUIT	206 063	167 061	52 645	42 365	32 664	22 491
9 JUICES, OTHER THAN CITRUS	3 098 983	2 993 198	444 454	415 204	277 940	221 182
061 SUGARS, MOLASSES, HONEY	10 729 224	10 397 565	857 771	829 185	534 049	441 145
1 SUGARS, BEET OR CANE, RAW	68 146	63 883	11 054	10 436	6 891	5 555
2 OTHER BEET, CANE SUGAR	1 926 038	2 002 011	265 032	281 814	165 303	149 829
5 MOLASSES	4 482 399	4 663 088	63 763	69 836	39 319	37 136
6 NATURAL HONEY	789 777	844 475	140 549	150 013	87 670	80 216
9 OTHER SUGARS	3 462 864	2 824 108	377 373	317 086	234 866	168 409
062 SUGAR CONFECTIONERY	796 453	626 902	411 056	316 786	257 311	168 333
1 FRUIT, ETC. PRSVD. BY SUGAR	98 709	86 951	36 493	33 124	23 260	17 565
2 SUGAR CONFECTIONERY	697 744	539 951	374 563	283 662	234 051	150 768
071 COFFEE, COFFEE SUBSTITUTE	7 737 232	6 931 158	2 400 442	3 558 767	1 492 477	1 892 418
1 COFFEE, NOT ROASTED	7 540 471	6 764 975	2 228 001	3 377 581	1 385 205	1 796 075
2 COFFEE, ROASTED	54 611	35 939	46 269	38 593	28 805	20 538
3 EXTRACTS, ETC. OF COFFEE	142 150	130 244	126 172	142 593	78 467	75 805
072 COCOA	3 679 706	3 183 001	1 048 636	1 047 430	652 870	558 964
1 COCOA BEANS	2 871 718	2 500 815	685 767	700 618	426 013	373 341
2 COCOA POWDER, UNSWEETENED	212 944	184 707	48 213	45 480	30 036	24 315
3 COCOA PASTE	48 439	39 687	14 432	12 858	9 077	6 850
4 COCOA BUTTER, FAT OR OIL	499 990	417 629	298 890	287 234	186 917	153 801
5 COCOA SHELLS, HUSKS, SKINS	46 615	40 163	1 334	1 240	827	657
073 CHOCOLATE, OTH. COCOA PREP	1 621 999	1 298 220	889 387	739 664	557 471	394 218
1 COCOA POWDER, SWEETENED	2 173	1 943	803	869	502	455
2 OTH. COCOA PREP. OVER 2KG.	470 136	372 262	202 763	173 799	126 933	92 591
3 OTH. COCOA PREP. LESS 2KG.	764 338	595 189	403 481	328 201	252 153	174 484
9 FOOD PREP. WITH COCOA, NES	385 352	328 826	282 340	236 795	177 883	126 688
074 TEA AND MATE	240 337	213 595	135 235	118 078	84 025	63 066
1 TEA	226 890	207 381	130 046	114 393	80 816	61 102
3 MATE, EXTRACTS, ETC. OF TEA	13 447	6 214	5 189	3 685	3 209	1 964
075 SPICES	483 075	444 318	200 209	214 653	124 493	114 555
1 PEPPER, DRY, CRUSHD, GROUND	281 923	253 300	106 878	119 791	66 703	64 018

4 IMPORTS AND EXPORTS (SPECIAL TRADE) BY GROUPS AND SUBGROUPS OF THE SITC-REV. III
4.1 IMPORTS

GROUP / SUBGROUP	1990 DT = 100 KG	1989	1990 1 000 DM	1989	1990 1 000 \$	1989
0752 SPICES,EX. PEPPER,PIMENTO	201 152	191 018	93 331	94 862	57 790	50 537
081 ANIMAL FEED STUFF	73 114 065	70 725 004	2 659 142	3 023 328	1 650 635	1 608 429
1 HAY, FODDER, GREEN OR DRY	9 863 248	9 605 358	252 280	262 699	156 045	140 112
2 BRAN, SHARPS, OTH. RESIDUES	669 765	563 464	20 422	15 461	12 806	8 227
3 OIL-CAKE, OILSEED RESIDUE	43 055 212	42 851 568	1 260 385	1 584 435	781 904	843 569
4 FLR. ETC. MEAT, FSH, AN. FEED	3 828 359	4 692 285	232 148	373 412	142 954	197 611
5 VEGETABLE RESIDUES, WASTE	11 140 212	9 522 622	268 080	278 969	166 268	148 180
9 FOOD WASTE, ANIMAL FEEDS	4 557 269	3 489 707	625 827	508 352	390 658	270 730
091 MARGARINE AND SHORTENING	278 005	210 174	41 517	32 500	25 844	17 364
098 EDIBLE PROD. PREPRTNS, NES	3 029 479	2 455 570	1 443 503	1 181 749	896 068	630 082
1 HOMOGENIZED FOOD PREPTNS	42 794	26 826	10 759	5 869	6 810	3 152
2 SAUCE, SEASONING, CONDMENT	833 203	644 570	234 047	184 285	145 747	98 297
5 SOUPS AND BROTHS	112 951	84 356	50 268	36 668	31 570	19 684
6 YEASTS	300 392	288 520	45 441	42 753	28 299	22 769
9 FOOD PREPARATIONS, NES	1 740 139	1 411 298	1 102 988	912 174	683 642	486 180
111 NON-ALCOHOL. BEVERAGE, NES	5 118 522	5 233 592	413 387	282 318	259 103	149 400
112 ALCOHOLIC BEVERAGES	13 255 697	11 532 186	3 494 925	3 081 895	2 184 653	1 649 050
1 WINE OF FRESH GRAPES	10 006 953	8 820 904	2 403 720	2 088 417	1 501 102	1 118 518
2 FERMENTED BEVERAGES, NES	130 108	64 788	22 673	14 556	14 161	7 701
3 BEER ETC. MADE FROM MALT	1 587 571	1 359 910	190 633	163 502	119 543	86 931
4 SPIRITS	1 531 065	1 286 584	877 899	815 420	549 847	435 900
121 TOBACCO, UNMANUFACTURED	1 474 684	1 244 837	1 047 201	907 165	653 283	483 248
1 TOBACCO, NOT STRIPPED, ETC	296 888	281 171	192 422	180 608	120 017	96 568
2 TOBACCO, STEMMED, STRIPPED	977 581	810 703	836 721	712 089	521 991	378 970
3 TOBACCO REFUSE	200 215	152 963	18 058	14 468	11 275	7 710
122 TOBACCO, MANUFACTURED	375 691	346 536	468 349	426 575	291 621	227 040
1 CIGARS, CHEROOT, CIGARILLO	4 555	4 216	44 459	41 203	27 700	21 927
2 CIGARETTES CONTG. TOBACCO	89 465	66 742	203 436	156 893	126 979	89 495
3 OTH. MANUFACTURED TOBACCO	281 671	275 578	220 454	228 479	136 942	121 618
211 HIDES, SKINS (EX. FURS), RAW	868 539	878 321	248 914	276 258	153 046	147 394
1 BOVINE, EQUINE HIDES, SKIN	488 884	538 712	155 027	183 781	94 941	98 139
2 WHOLE BOVIN. HIDE (8KG DRY	87 663	78 203	33 983	32 557	21 186	17 373
4 GOAT, KID SKIN, EX. FURSKIN	6 392	3 004	4 849	4 443	2 990	2 355
6 SHEEP SKIN, EXCEPT. FURSKIN	57 238	60 662	18 236	22 628	11 151	12 020
7 SHEEP SKIN WITHOUT WOOL	12 130	12 869	15 160	16 500	9 328	8 808
9 HIDE, SKIN NES, LTHR. WASTE	216 232	184 871	21 659	16 349	13 450	8 599
212 FURSKINS, RAW	8 407	11 295	127 856	248 104	78 114	131 844
1 MINK SKINS, RAW, WHOLE	4 545	5 950	96 808	187 582	59 063	99 810
2 OTHER RAW FURSKINS	3 813	5 331	29 416	59 581	18 038	31 538
3 FUR PCS. ETC. FURRIER USE	49	14	1 632	941	1 013	496
222 OILSEED (SFT. FIX VEG. OIL)	40 767 001	41 826 754	2 365 721	2 817 255	1 470 654	1 504 216
1 GROUNDNUTS (PEANUTS)	1 020 329	970 065	147 236	138 488	92 620	74 375
2 SOYA BEANS	27 166 013	25 388 574	1 085 978	1 344 703	673 333	716 504
3 COTTON SEEDS	1 506	642	67	30	40	16
4 SUNFLOWER SEEDS	3 325 403	3 933 182	385 361	419 620	238 782	225 115
5 SESAME (SESAMUM) SEEDS	122 513	114 038	30 668	25 464	18 747	13 430
6 RAPE, COLZA, MUSTARD SEEDS	9 115 278	11 408 834	715 172	888 004	446 373	474 276
7 SAFFLOWER SEEDS	15 959	11 419	1 239	946	759	500
223 OILSEED (OTH. FIX. VEG. OIL)	2 352 213	2 626 290	149 978	193 379	92 923	103 628
1 COPRA	711 803	563 258	34 204	41 526	20 824	22 094
2 PALM NUTS, PALM KERNELS	190	4 172	226	901	140	484
4 LINSEED	1 103 597	1 702 687	59 687	109 138	37 247	58 461
5 CASTOR OIL SEEDS	372 290	222 799	29 774	20 314	18 444	11 134
7 OIL SEEDS, ETC. NES	127 491	105 421	21 578	17 956	13 432	9 575
9 FLOUR, MEAL, FROM OILSEEDS	36 842	27 953	4 509	3 544	2 836	1 880
231 NATURAL RUBBER, ETC.	2 309 198	2 437 691	352 608	481 626	218 246	255 675
1 NATURAL RUBBER LATEX	390 313	368 541	54 057	75 260	33 533	39 960
2 NATURAL RUBBER EXC. LATEX	1 916 433	2 068 978	297 201	406 319	183 868	215 689
3 OTHER NATURAL GUMS	2 452	172	1 350	47	845	26
232 SYNTHETIC RUBBER, ETC.	3 663 629	3 516 058	961 140	938 827	595 580	498 992
1 SYNTHETIC RUBBER	3 157 931	3 119 655	936 068	916 795	580 095	487 335
2 RECLMD. UNHD. RUBBER; WASTE	505 698	396 403	25 072	22 032	15 545	11 657
244 CORK, NATURAL, RAW; WASTE	43 319	73 020	11 944	15 164	7 410	8 090
245 FUEL WOOD, WOOD CHARCOAL	933 789	787 693	42 657	34 517	26 128	18 161
246 WOOD IN CHIPS, PARTICLES	7 463 625	7 954 640	43 192	46 319	26 742	24 655
1 WOOD IN CHIPS, PARTICLES	557 852	501 222	3 701	2 918	2 302	1 549
2 SAWDUST, WOOD WASTE, SCRAP	6 905 773	7 453 418	39 491	43 401	24 440	23 106
247 WOOD ROUGH, ROUGH SQUARED	14 057 442	17 335 219	562 484	618 343	344 114	329 435
248 WOOD, SIMPLY WORKED	31 899 539	30 682 073	2 812 800	2 551 114	1 743 131	1 358 146
1 RAILWAY, TRAMWAY SLEEPERS	461 836	376 687	19 723	14 749	12 263	7 873
2 WOOD, CONIFER, SAWN	24 147 244	23 090 696	1 905 584	1 670 015	1 182 257	888 855

4 IMPORTS AND EXPORTS (SPECIAL TRADE) BY GROUPS AND SUBGROUPS OF THE SITC-REV. III
4.1 IMPORTS

GROUP / SUBGROUP	1990 DT = 100 KG	1989	1990 1 000 DM	1989	1990 1 000 \$	1989
2483 WOOD, CONIF, WORKED, SHAPED	959 543	734 407	137 266	97 079	85 258	51 763
4 WOOD, NON-CONIFER, SAWN	6 076 136	6 253 939	662 261	689 859	408 771	367 377
5 WOOD, NON-CONIF. WRKD, SHPD	254 780	226 944	87 966	79 412	54 582	42 278
251 PULP AND WASTE PAPER	44 009 333	43 812 196	4 630 780	5 438 265	2 860 010	2 893 098
1 WASTE, SCRAP PAPER, PBOARD	7 840 693	7 041 054	254 684	252 785	157 854	134 675
2 MECHANICAL WOOD PULP	1 117 715	935 847	84 343	77 491	52 423	41 267
3 CHEM. WOOD PULP, DISSOLVNG	1 879 088	2 075 260	277 099	325 951	171 018	173 726
4 CHEM. WOOD PULP, SODA, UNBL	861 925	676 907	90 153	78 890	55 976	42 176
5 CHEM. WOOD PULP, SODA, BLCH	28 629 769	30 324 656	3 492 977	4 337 373	2 155 801	2 306 004
6 CHEM. WOOD PULP, SULPHITE	2 996 434	2 163 742	365 022	305 291	225 880	163 117
9 SEMI-CHEMICAL PULPS	683 709	594 730	66 502	60 484	41 058	32 133
261 SILK	17 454	23 289	92 211	169 200	55 913	90 035
263 COTTON	3 313 999	3 770 893	729 933	791 065	450 596	420 775
1 COTTON, NOT CARDED, COMBED	2 079 020	2 449 303	607 852	674 502	375 173	358 947
2 COTTON LINTERS	718 363	762 146	53 019	55 285	32 597	29 195
3 COTTON WASTE	515 270	558 246	67 262	59 977	41 706	31 931
4 COTTON, CARDED OR COMBED	1 346	1 198	1 800	1 301	1 120	702
264 JUTE, OTH. TEXTL. BAST FIBR	55 211	77 580	3 201	4 891	1 976	2 607
1 JUTE, TEXTL. BAST FIBR. RAW	35 890	38 467	2 120	2 307	1 304	1 230
9 OTHER JUTE ETC.	19 321	39 113	1 081	2 584	672	1 377
265 VEGETABLE TEXTILE FIBRES	192 662	220 024	23 382	29 563	14 415	15 735
1 FLAX, WASTE FLAX	25 608	30 109	8 475	10 601	5 231	5 639
2 TRUE HEMP, WASTE TRUE HMP	852	889	677	535	422	287
4 SISAL, AGAVE FIBRES, WASTE	23 144	39 149	2 189	4 921	1 348	2 613
5 ABACA, MANILA HEMP, WASTE	6 580	5 363	1 348	1 329	835	712
7 COCONUT FIBRE AND WASTE	134 193	141 648	9 692	10 884	5 961	5 788
8 VEG. TEXTILE FIBRES, NES	2 285	2 866	1 001	1 293	618	696
266 SYNTHETIC FIBRES	1 562 261	1 428 241	559 564	570 015	347 499	303 248
267 OTHER MAN-MADE FIBRES	999 219	1 041 118	305 174	307 491	188 800	163 835
1 ARTIFICIAL FIBR, SPINNING	591 340	639 374	255 541	259 212	158 098	138 111
2 WASTE, MAN-MADE FIBRES	407 879	401 744	49 633	48 279	30 702	25 724
268 WOOL, OTHER ANIMAL HAIR	1 033 889	1 096 699	1 181 670	1 487 252	725 901	792 514
1 WOOL, GREASY	508 392	564 005	632 112	777 640	387 931	414 619
2 OTHER WOOL, UNPROCESSED	169 367	185 092	107 522	144 062	66 229	76 671
3 FINE ANIMAL HAIR, UNPROCD	27 446	28 122	46 724	76 240	28 945	40 649
5 HORSEHAIR, CRSE. ANML. HAIR	27 620	31 027	15 663	17 589	9 653	9 383
6 WASTE WOOL, ANIMAL HAIR	31 760	39 323	15 899	20 748	9 739	11 053
7 WOOL, ANIMAL HAIR, CARDED	269 304	249 130	363 756	450 973	223 404	240 139
269 WORN CLOTHING, TEXTL. ARTL	298 880	283 902	29 990	27 223	18 636	14 485
272 FERTILIZERS, CRUDE	9 557 922	12 687 601	93 673	132 516	57 834	70 583
1 ANIMAL, VEG., FERTILIZERS	474 635	552 987	10 678	10 347	6 558	5 520
2 SODIUM NITRATE	50 613	52 949	2 477	2 548	1 521	1 358
3 NATURAL CALC. PHOSPHATES	9 029 142	12 081 000	80 439	119 583	49 708	63 686
4 CRUDE NATRL. POTASS. SALTS	3 532	665	79	38	47	19
273 STONE, SAND AND GRAVEL	155 309 761	142 546 881	459 995	462 306	286 335	245 506
1 BUILDING, DIMENSION STONE	5 377 411	5 615 977	152 768	159 864	94 965	84 563
2 GYPSUM, LIMESTONE ETC.	16 688 799	16 256 853	35 655	37 365	22 174	19 905
3 SANDS, NATRL. NOT MTL. BRNG	34 921 081	32 767 893	63 502	65 403	39 531	34 748
4 GRAVEL, CRUSHED, STONE, AGGR	98 322 470	87 906 158	208 070	199 874	129 665	106 290
274 SULPHUR, UNRSTD. IRON PYRS	1 819 587	1 965 101	27 690	39 200	17 265	20 924
1 SULPHUR, EXCLONG. PURIFIED	976 486	1 313 341	18 638	31 160	11 575	16 666
2 IRON PYRITES, UNROASTED	843 101	651 760	9 052	8 040	5 690	4 258
277 NATURAL ABRASIVES, NES	657 791	715 874	139 728	162 466	86 551	86 592
1 INDUSTRIAL DIAMONDS	-	-	33 551	35 593	20 859	18 939
2 NATURAL ABRASIVES, NES	657 791	715 874	106 177	126 873	65 692	67 653
278 OTHER CRUDE MINERALS	75 269 637	74 934 188	1 279 035	1 437 616	793 177	764 357
281 IRON ORE, CONCENTRATES	438 903 329	472 828 938	2 377 315	2 500 090	1 473 773	1 331 450
282 FERROUS WASTE AND SCRAP	10 406 258	12 334 392	336 334	562 471	207 424	299 551
1 WASTE, SCRAP OF CAST IRON	1 135 351	1 126 341	23 679	23 331	14 459	12 424
2 WASTE, SCRAP, ALLOY STEEL	1 295 209	1 764 151	159 836	335 014	99 095	178 579
3 OTHR. FERROUS WASTE, SCRAP	7 975 698	9 443 900	152 819	204 126	93 870	108 548
283 COPPER ORES, CONCENTRATES	5 050 190	6 301 618	570 959	1 042 238	355 526	557 819
1 COPPER ORES, CONCENTRATES	4 874 506	6 216 188	531 316	1 008 909	330 467	540 146
2 COPPER MATTES, ETC.	175 684	85 430	39 643	33 329	25 059	17 673
284 NICKEL ORES, CONCTR, MATTE	112 232	121 370	147 657	240 048	91 130	127 658
1 NICKEL ORES, CONCENTRATES	275	2 018	56	114	36	59
2 NICKEL MATTES, SINTRS. ETC	111 957	119 352	147 601	239 934	91 094	127 599
285 ALUMINIUM ORE, CONCTR. ETC	40 466 006	39 128 947	778 212	845 783	482 053	448 697
1 ALUMINIUM ORE, CONCENTRAT	30 765 436	28 796 749	235 001	225 477	145 890	119 500

4 IMPORTS AND EXPORTS (SPECIAL TRADE) BY GROUPS AND SUBGROUPS OF THE SITC-REV. III
4.1 IMPORTS

GROUP / SUBGROUP	1990 DT = 100 KG	1989	1990 1 000 DM	1989	1990 1 000 \$	1989
2852 ALUMINA(ALUMINIUM OXIDE)	9 700 570	10 332 198	543 211	620 306	336 163	329 197
286 URANIUM, THORIUM ORES, ETC	-	-	-	-	-	-
1 URANIUM ORE, CONCENTRATES	-	-	-	-	-	-
2 THORIUM ORE, CONCENTRATES	-	-	-	-	-	-
287 ORE, CONCENTR. BASE METALS	19 992 714	22 711 889	917 738	1 184 721	568 632	627 495
288 NON-FERROUS WASTE, SCRAP	10 022 060	10 991 561	2 005 445	2 812 068	1 241 668	1 496 643
1 ASH, RESIDUES METALS NES	4 010 424	3 899 383	482 077	596 343	297 553	317 274
2 OTH. NON-FERR. METAL WASTE	6 011 636	7 092 178	1 523 368	2 215 725	944 115	1 179 369
289 PREC. METAL ORES, CONCENTRATES	77 931	74 666	471 620	480 519	292 319	256 605
1 PREC. METAL ORE, CONCENTRATES	48 346	40 480	50 307	31 157	31 378	16 548
2 PREC. METAL WASTE, SCRAP	29 585	34 186	421 313	449 362	260 941	240 056
291 CRUDE ANIMAL MATERIALS, NES	3 508 983	3 477 975	812 943	912 637	505 025	486 552
1 BONE, HORN, IVORY, CORAL, ETC	711 471	700 784	43 479	40 102	26 974	21 310
9 OTH. ANIMAL MATERIALS, NES	2 797 512	2 777 191	769 464	872 535	478 051	465 242
292 CRUDE VEG. MATERIALS, NES	7 693 566	7 005 057	3 881 259	3 532 820	2 411 742	1 885 531
321 COAL, NOT AGGLOMERATED	108 554 893	64 082 553	1 021 071	625 769	637 676	333 373
1 ANTHRACITE, NOT AGGLOMERATED	769 259	728 026	17 701	15 670	10 950	8 360
2 OTH. COAL, NOT AGGLOMERATED	107 785 734	63 354 527	1 003 370	610 099	626 726	325 013
322 BRIQUETTES, LIGNITE, PEAT	22 208 401	21 407 569	112 889	105 067	70 312	56 049
1 BRIQUETTES, COAL	15 387	8 644	476	264	291	139
2 LIGNITE	20 801 163	20 131 999	93 452	88 414	58 370	47 213
3 PEAT	1 391 851	1 266 926	18 961	16 389	11 651	8 697
325 COKE, SEMI-COKE, RET. CARBON	8 529 215	9 080 415	170 989	174 133	106 619	92 856
333 PETROLEUM OILS, CRUDE	724 002 218	663 268 998	20 195 407	17 046 361	12 670 429	9 077 713
334 PETROLEUM PRODUCTS	385 493 629	374 660 415	13 833 650	12 062 664	8 659 006	6 414 700
1 MOTOR GASOLINE, LIGHT OIL	145 485 140	138 626 441	5 988 616	4 983 127	3 756 927	2 646 459
2 KEROSENE, MEDIUM OILS	28 384 652	27 818 432	1 174 359	1 018 065	735 036	542 108
3 GAS OILS	161 143 374	152 951 675	5 372 310	4 708 375	3 354 669	2 507 786
4 FUEL OILS, NES	45 610 341	50 519 869	943 337	1 024 932	531 276	543 521
5 LUBRICANTS	4 870 122	4 743 898	355 028	328 165	221 098	174 826
335 RESIDUAL PETROL. PRODUCTS	41 173 724	39 792 406	1 293 465	1 206 379	804 192	640 647
1 PETROLEUM JELLY, WAX ETC	3 016 842	2 820 579	186 703	167 906	115 810	89 582
2 MINERAL TARS AND PRODUCTS	18 594 204	16 743 604	712 582	621 416	444 244	329 517
3 MINERAL TAR PITCH, P. COKE	1 082 129	1 243 872	35 012	39 362	21 726	20 935
4 PETROL. BITUMEN, COKE, ETC	18 480 549	18 984 351	359 168	377 695	222 412	200 613
342 LIQUEFIED PROPANE, BUTANE	6 198 273	6 853 839	227 870	187 837	144 130	100 840
1 PROPANE, LIQUEFIED	4 532 197	4 398 125	168 548	119 628	106 890	64 570
5 BUTANES, LIQUEFIED	1 666 076	2 455 714	59 322	68 209	37 240	36 270
343 NATURAL GAS	359 681 495	346 539 435	7 189 567	5 750 507	4 480 755	3 086 016
1 NATURAL GAS, LIQUEFIED	-	-	-	-	-	-
2 NATURAL GAS, GASEOUS	359 681 495	346 539 435	7 189 567	5 750 507	4 480 755	3 086 016
344 PETROLEUM GASES, NES	3 457 348	2 836 015	140 431	103 245	87 420	55 065
1 ETHYLENE, ETC., LIQUEFIED	3 250 836	2 732 681	132 450	98 434	82 395	52 485
2 GAS. HYDROCARBON, LIQ., NES	206 226	99 819	7 765	4 412	4 888	2 370
9 GAS. HYDROCARBON, GAS., NES	286	3 515	216	399	137	210
345 COAL GAS, WATER GAS, ETC.	-	-	-	-	-	-
351 ELECTRIC CURRENT, MWH	16 443 606	11 178 585	1 362 967	1 082 700	850 570	576 053
411 ANIMAL OILS AND FATS	2 240 154	3 607 828	148 626	222 737	91 986	118 301
1 FAT, OIL, FISH, MAR. MAMMALS	1 064 206	1 940 426	46 345	82 687	28 761	43 703
2 LARD; OTH. PIG, POULTRY FAT	125 945	114 834	9 534	9 517	5 907	5 087
3 ANIMAL OIL, FAT, GREASE, NES	1 050 003	1 552 568	92 747	130 533	57 318	69 511
421 FIXED VEG. FAT, OILS, SOFT	4 064 082	4 162 813	425 838	450 882	265 230	240 309
1 SOYA BEAN OIL, FRACTIONS	1 259 430	1 258 818	102 797	111 059	64 630	59 296
2 COTTON SEED OIL, FRACTIONS	29 198	11 842	3 570	1 431	2 261	765
3 GROUNDNUT OIL, FRACTIONS	206 029	211 306	32 432	30 374	20 320	16 311
4 OLIVE OIL ETC.	96 361	68 105	53 219	38 910	33 274	20 759
5 SUNFLOWER SEED OIL, ETC.	1 772 209	1 515 809	175 458	171 207	109 029	91 066
6 MAIZE (CORN) OIL, FRACTIONS	42 092	61 272	4 935	7 885	3 053	4 196
7 RAPE, COLZA, MUSTARD OIL	649 086	1 025 522	49 544	86 059	30 286	45 813
8 SESAME OIL, FRACTIONS	9 677	10 139	3 883	3 957	2 377	2 103
422 FIXED VEG. FAT, OILS, OTHER	7 902 906	6 441 376	607 634	661 401	376 608	352 787
1 LINSEED OIL, FRACTIONS	277 868	160 683	33 823	19 961	20 687	10 478
2 PALM OIL, FRACTIONS	3 678 744	2 810 748	237 237	245 432	147 481	131 002
3 COCONUT OIL, FRACTIONS	2 240 519	1 332 618	169 720	136 113	105 547	73 007
4 PALM KERNEL OIL, FRACTIONS	1 502 741	1 824 329	105 824	178 518	65 012	94 928
5 CASTOR OIL, FRACTIONS	129 456	236 098	21 871	45 500	13 361	24 252
9 OTH. FIXED VEG. FAT, EX. SOFT	73 578	76 900	39 153	35 877	24 520	19 120

4 IMPORTS AND EXPORTS (SPECIAL TRADE) BY GROUPS AND SUBGROUPS OF THE SITC-REV. III
4.1 IMPORTS

GROUP / SUBGROUP	1990 DT = 100 KG	1989	1990 1 000 DM	1989	1990 1 000 \$	1989
431 ANIMAL, VEG. FATS, OILS, NES	4 297 779	4 244 028	342 125	394 836	212 348	209 896
1 FAT, OIL, ANIMAL, VEG. PROCD	483 534	178 594	31 399	22 885	19 628	12 225
2 FAT, OIL, AN, VG. PRTLY, PRCD	402 501	544 215	55 451	72 079	34 501	38 380
3 FATTY ACID, ETC. FROM WAX	3 375 557	3 487 652	239 924	284 512	148 727	151 133
4 WAXES, ANIMAL, VEG. ORIGIN	36 187	33 567	15 351	15 360	9 492	8 158
511 HYDROCARBONS, NES, DERIVTS	28 592 589	29 018 015	2 620 694	2 982 968	1 624 180	1 585 004
1 ACYCLIC HYDROCARBONS	12 439 980	12 140 422	1 079 387	1 225 273	666 089	650 652
2 CYCLIC HYDROCARBONS	10 515 209	10 418 378	971 897	1 084 839	604 716	576 805
3 HALOGEN. DERIV. HYDROCARBON	5 101 334	5 863 274	481 823	581 033	299 174	308 700
4 SULPH. ETC. DERIV. HYDROCARB	536 066	595 941	87 487	91 823	54 201	48 847
512 ALCOHOL, PHENOL, ETC. DERIV	11 944 382	13 372 365	1 100 463	1 368 581	682 632	726 758
1 ACYCLIC MONOHYDRIC ALCHL	8 804 085	10 041 600	468 085	522 865	291 175	277 864
2 OTH. ACYCLIC ALCOHOL, DERIV	1 990 908	2 134 361	271 121	446 269	168 147	236 587
3 CYCLIC ALCOHOLS, DERIVATS	46 174	41 339	55 358	59 146	34 139	31 355
4 PHENOLS, PHENOL-ALCH. DERIV	1 103 215	1 155 065	305 899	340 301	189 171	180 952
513 CARBOXYLIC ACIDS, DERIVTS	8 443 298	8 045 394	1 813 352	1 780 865	1 126 762	946 372
514 NITROGEN-FUNCT. COMPOUNDS	6 397 271	6 268 671	3 020 101	3 238 755	1 875 162	1 725 405
515 ORGANO-INORGANIC COMPND	2 502 075	2 245 189	2 441 609	2 196 904	1 515 192	1 170 840
516 OTHER ORGANIC CHEMICALS	9 959 103	9 798 308	1 742 701	1 599 440	1 086 657	851 832
1 ETHER, ALCHL PEROXIDE, ETC	6 346 537	5 971 500	659 431	598 700	411 809	318 148
2 ALDEHYDE ETC FNCT CMPNDS	3 366 785	3 603 298	586 774	562 077	363 517	298 912
3 ESTRS, INORGANIC ACID, ETC	155 534	129 475	87 194	80 609	54 047	43 022
9 ORGANIC CHEMICALS, NES	90 247	94 035	409 302	358 054	257 284	191 750
522 INORGANIC CHEM. ELEMENTS	20 528 036	18 275 659	1 544 670	1 635 139	954 085	869 053
1 CARBON NES, CARBON BLACK	743 406	735 828	113 994	104 774	70 599	55 596
2 OTHER CHEMICAL ELEMENTS	3 926 185	2 978 483	476 040	510 628	294 102	271 449
3 INORGANIC ACID, OXIDE ETC	7 290 269	6 640 633	302 248	303 996	187 010	161 576
4 HALOG. SULPH. COMP. NON-MTL	186 194	153 316	25 404	20 077	15 747	10 689
5 ZINC, CHROM. IRON ETC. OXID	946 263	1 034 536	248 589	287 464	153 537	152 929
6 OTH. INORGAN. BASES, OXIDES	7 435 719	6 732 863	378 395	408 200	233 030	216 814
523 METAL. SALTS, INORGAN. ACID	9 565 052	9 453 228	667 682	652 262	414 041	347 281
1 FLUORIDES ETC.	198 094	211 272	39 153	38 233	24 359	20 399
2 CHLORIDE, BROMIDE, IODIDES	1 021 249	869 784	76 221	75 656	47 271	40 165
3 HYPOCHLORITES, ETC.	150 796	174 495	15 673	17 514	9 656	9 295
4 SULPHIDES, SULPHATES ETC.	1 923 308	1 881 961	100 855	97 051	62 537	51 584
5 NITRATES; NITRATES	203 040	185 019	16 784	15 818	10 406	8 413
6 PHOSPHITES, PHOSPHATE, ETC	842 372	1 086 097	94 741	96 203	58 698	51 198
7 CARBONATES, PERCARBONATES	2 478 551	2 492 751	131 725	130 752	81 743	69 710
8 OTH. METL. SALT, INORG. ACID	2 747 642	2 551 849	192 530	181 035	119 371	96 517
524 OTHER CHEMICAL COMPOUNDS	2 583 480	1 900 687	487 410	397 811	303 074	211 466
525 RADIO-ACTIVE MATERIALS	59 269	45 139	1 239 487	1 623 019	777 803	866 946
1 RADIO-ACTIVE CHEMICALS	24 764	18 739	1 174 880	1 553 660	737 893	830 114
9 STBL. ISOTOPE; RARE EARTHS	34 505	26 400	64 607	69 359	39 910	36 832
531 SYNTH. COLOURS, LAKES, ETC.	460 255	412 604	800 553	724 197	497 324	385 004
1 SYNTH. ORGANIC DYE STUFFS	375 464	341 453	703 265	635 668	437 096	338 047
2 SYNTH. BRIGHTENERS, LAKES	84 791	71 151	97 288	88 529	60 228	46 957
532 DYEING, TANNING MATERIALS	120 088	117 954	50 181	45 814	31 128	24 341
533 PIGMENTS, PAINTS, ETC.	5 009 692	4 735 819	1 759 449	1 687 713	1 091 750	897 671
1 OTHER COLOURING MATTER	1 198 203	1 339 205	550 605	571 641	340 988	304 043
2 PRINTING INK	114 354	110 598	121 464	113 309	75 639	60 332
4 PAINTS, VARNISHES ETC.	1 057 692	921 729	622 366	552 350	386 528	293 484
5 GLAZE, ENAMEL, DRIERS ETC.	2 639 443	2 364 287	465 014	450 413	288 595	239 812
541 MEDICINES, ETC. EXC. GRP542	293 404	274 331	2 334 377	2 159 645	1 447 780	1 150 686
1 PROVITAMINS, VITAMINS, ETC	102 262	91 163	356 536	330 781	223 007	176 745
3 ANTIBIOTICS, EXCPT GRP542	37 414	39 586	403 366	425 120	249 122	226 679
4 VEG. ALKALOIDS, EXC. GRP542	13 977	11 877	175 207	161 388	108 409	85 774
5 HORMONES, ETC. EXCPT GRP542	328	478	130 359	116 124	80 912	61 992
6 GLYCOSIDES; GLANDS ETC.	30 224	29 368	829 384	738 679	513 264	392 800
9 PHARM. GOODS, EXC. MEDICMNTS	109 199	101 859	439 525	387 553	273 066	206 696
542 MEDICAMENTS	466 806	422 867	3 133 127	2 813 965	1 948 672	1 499 534
1 MEDICAMENTS, ANTIBIOTICS	24 879	27 432	300 487	296 479	186 629	157 974
2 MEDICAMENTS, HORMONES ETC	14 340	14 259	433 881	380 540	269 331	202 902
3 MEDICAMENTS, ALKALOID, ETC	9 262	9 594	36 010	100 726	59 500	53 606
9 MEDICAMENTS, NES	418 325	371 582	2 302 749	2 036 220	1 433 212	1 085 052
551 ESSENTL. OIL, PERFUME, FLAVR	286 071	243 233	542 886	487 636	336 993	259 217
553 PERFUMERY, COSMETICS, ETC.	816 005	653 052	1 463 692	1 285 324	910 405	683 739
1 PERFUMES, TOILET WATERS	74 607	68 921	383 451	350 503	238 677	186 492
2 COSMETICS, MAKE-UP ETC.	258 023	232 908	636 995	561 117	394 774	298 558
3 PREPARATIONS FOR HAIR	204 731	120 282	136 663	89 348	85 448	47 495
4 PREP. ORAL, DENTAL HYGIENE	68 748	50 456	74 702	59 009	46 572	31 411
5 TOILETRIES, ETC.	209 896	180 485	231 881	225 347	144 934	119 783

4 IMPORTS AND EXPORTS (SPECIAL TRADE) BY GROUPS AND SUBGROUPS OF THE SITC-REV. III
4.1 IMPORTS

GROUP / SUBGROUP	1990 DT = 100 KG	1989	1990 1 000 DM	1989	1990 1 000 \$	1989
554 SOAP, CLEANERS, POLISH, ETC	3 939 688	3 061 089	867 026	680 254	539 569	362 220
1 SOAP	215 316	154 990	80 290	66 879	50 038	35 632
2 DETERGENTS, EXCEPT SOAP	3 459 568	2 689 442	721 168	560 739	448 783	298 623
3 POLISHES, CREAMS, ETC.	264 804	216 657	65 568	52 636	40 748	27 965
562 FERTILIZER, EXCEPT GRP272	57 609 449	53 250 424	1 346 092	1 267 396	837 695	677 328
1 NITROGENOUS CHEM. FERTILZRS	32 309 988	26 444 335	663 277	547 616	415 523	292 085
2 PHOSPHATIC CHEM. FERTILZRS	5 401 825	6 586 451	84 043	93 775	52 041	49 622
3 POTASSIC CHEM. FERTILIZER	982 576	1 199 592	19 735	27 069	12 215	14 364
9 FERTILIZERS, NES	18 915 060	19 020 046	579 037	598 936	357 916	321 257
571 POLYMERS OF ETHYLENE	12 716 686	11 414 914	2 295 624	2 197 409	1 432 812	1 168 299
1 POLYETHYLENE	11 965 295	10 714 745	2 081 837	1 989 994	1 300 275	1 058 048
2 ETHYL-VINYL ACET. COPOLYM	432 488	390 806	106 063	101 241	65 825	53 809
9 OTH. POLYMERS OF ETHYLENE	318 903	309 363	107 724	106 174	66 712	56 442
572 POLYMERS OF STYRENE	5 440 581	4 595 095	1 419 325	1 298 852	882 631	690 717
1 POLYSTYRENE	3 536 431	3 001 957	759 802	720 345	473 039	383 217
9 OTHER STYRENE POLYMERS	1 904 150	1 593 138	659 523	578 507	409 592	307 500
573 POLYMERS, VINYL CHLORIDE	5 335 081	4 703 686	992 365	1 025 151	615 806	545 088
1 POLYVINYL CHLORIDE	4 927 437	4 343 934	722 182	766 314	448 584	407 383
9 OTH. VINYL CHLD. COPOLYMER	407 644	359 752	270 183	258 837	167 222	137 705
574 POLYACETAL, POLYCARBONATE	4 485 266	4 088 820	1 864 205	1 763 458	1 156 801	937 083
1 POLYACETAL, OTH. POLYETHRS	1 856 474	1 720 304	602 738	568 255	374 405	302 161
2 EPOXIDE RESINS	482 056	441 584	261 364	254 568	162 183	135 483
3 POLYCARBONATES, ETC.	2 146 736	1 926 932	1 000 103	940 635	620 213	499 439
575 OTH. PLASTIC, PRIMARY FORM	14 906 556	13 559 584	4 000 753	3 762 913	2 486 443	2 001 710
1 PROPYLENE POLYMERS ETC.	5 757 772	5 012 410	1 023 647	980 620	638 580	521 891
2 ACRYLIC POLYMERS	1 475 894	1 252 152	513 099	451 220	318 413	239 841
3 POLYAMIDES	1 871 553	1 796 893	838 898	802 085	520 200	426 781
4 AMINO, PHENOLIC RESIN ETC	3 855 182	3 662 123	578 355	556 785	359 523	296 040
5 CELLULOSE ETC. NES	465 181	382 272	269 073	223 904	167 287	119 129
9 PLASTICS, NES	1 480 974	1 453 734	777 681	748 299	482 440	398 028
579 PLASTIC WASTE, SCRAP ETC	604 084	573 710	65 120	69 110	40 456	36 834
1 WASTE, ETHYLENE POLYMERS	191 559	131 156	17 588	12 603	10 944	6 705
2 WASTE, STYRENE POLYMERS	32 214	35 865	4 389	5 792	2 691	3 084
3 WASTE, VINYL CHLORIDE POL	163 590	182 185	11 070	13 179	6 897	7 004
9 OTHR. PLASTIC WASTE, SCRAP	216 721	224 504	32 073	37 536	19 924	20 041
581 PLASTIC TUBE, PIPE, HOSE	613 640	516 122	572 667	479 005	355 818	254 731
1 ARTIFIC. SAUSAGE CASINGS	23 621	19 276	64 618	52 121	40 557	27 777
2 TUBES, PIPES, HOSES, RIGID	232 594	181 220	142 600	122 747	88 455	65 289
3 FLEXIBLE TUBE, PIPE, HOSES	20 581	15 165	20 718	16 803	12 842	8 930
4 TUBE, NOT REINF. NO FITTINGS	172 759	173 684	132 147	121 680	81 879	64 741
5 TUBE, NOT REINF. FITTINGS	11 999	9 319	14 827	11 157	9 230	5 932
6 OTH. TUBES, PIPES, HOSES	61 015	42 493	62 436	46 647	38 790	24 800
7 FITTINGS FOR TUBE, PLASTIC	91 071	74 965	135 321	107 850	84 065	57 262
582 PLASTIC PLATE, SHEETS, ETC	5 970 250	5 017 069	3 740 230	3 299 500	2 324 425	1 754 955
1 PLSTC SHEET ETC. SELF-ADH	631 364	557 230	559 378	511 441	348 612	271 698
2 OTH. PLATE, SHEET, ETC.	4 099 925	3 377 690	2 307 308	2 016 222	1 432 585	1 072 834
9 OTH. PLATES, ETC. PLASTIC	1 298 961	1 082 149	873 544	771 837	543 228	410 423
583 MONOFILAMENT OF PLASTICS	221 299	204 915	137 641	124 125	85 504	65 979
1 MONOFILAMENT, OF ETHYLENE	7 211	6 869	7 165	7 005	4 462	3 729
2 MONOFILAMENT, VINYL CHLRO	115 768	131 646	59 665	63 397	37 114	33 697
9 MONOFILAMENT, OTH. PLASTIC	98 320	66 400	70 811	53 723	43 928	28 553
581 INSECTICIDES, ETC.	729 396	638 529	944 613	732 405	580 783	393 030
1 INSECTICIDES, RETAIL SALE	70 905	61 169	142 553	97 481	87 621	52 120
2 FUNGICIDES, RETAIL SALE	190 418	169 983	234 079	235 410	142 726	127 225
3 HERBICIDES, RETAIL SALE	336 028	296 358	454 583	322 992	280 090	173 155
4 DISINFECTANT, ETC. RETAIL	132 045	111 019	113 398	76 522	70 346	40 530
592 STARCHES, INULIN, ETC.	4 207 784	3 147 081	955 256	817 692	592 195	434 852
1 STARCHES, INULIN, GLUTEN	1 930 845	1 366 555	167 442	124 051	103 354	65 742
2 ALBUMINOIDAL SUBSTS. ETC	2 276 939	1 780 526	787 814	693 641	488 841	369 110
593 EXPLOSIVES, PYROTECHNICS	198 842	152 592	165 777	134 670	104 166	72 098
1 PROPELLANT, PRPD. EXPLOSIVE	53 259	45 095	55 528	53 126	34 487	28 350
2 DETONATORS, FUSES ETC.	4 476	4 082	50 352	39 554	31 527	17 968
3 FIREWORKS, FLARES, ETC.	141 107	103 415	59 897	47 990	38 152	25 780
597 PREPRD ADDITIVES, LIQUIDS	2 053 999	1 848 145	610 712	549 648	380 445	292 460
598 MISC. CHEMICAL PRODTS. NES	15 725 408	16 518 129	2 922 875	2 819 342	1 815 169	1 498 950
1 WOOD-, RESIN-BASE CHEM. PR	1 799 317	1 565 646	198 328	188 106	123 307	99 932
3 ARTIFICIAL, PREPARED WAXS	258 444	230 909	85 876	76 874	53 408	40 807
4 MIXED ALKYL BENZES. ETC. NES	296 482	355 494	40 209	44 534	24 881	23 664
5 CHEM. ELMENTS FOR ELECTRONC	898	1 097	113 897	139 704	70 552	74 200
6 ORGANIC CHEM. PRODCTS, NES	1 336 541	1 265 559	570 142	532 163	353 852	283 005
8 CATALYSTS, ETC. NES	218 926	244 856	492 207	419 625	305 355	223 206
9 CHEM. PRODUCTS ETC. NES	11 814 800	12 854 568	1 422 216	1 418 336	883 814	754 036
600 CPL IND PLANT CHAP 69-76	-	-	-	-	-	-

4 IMPORTS AND EXPORTS (SPECIAL TRADE) BY GROUPS AND SUBGROUPS OF THE SITC-REV. III
4.1 IMPORTS

GROUP / SUBGROUP	1990 DT = 100 KG	1989	1990 1 000 DM	1989	1990 1 000 \$	1989
611 LEATHER	415 594	382 195	1 478 815	1 407 672	916 611	749 258
612 MANUFACT. LEATHER ETC. NES	36 822	34 816	78 922	64 876	49 147	34 524
1 LEATHER BELTING ETC.	409	242	1 537	1 826	944	959
2 SADDLERY AND HARNESS	13 133	10 461	38 914	31 468	24 274	16 787
9 OTH. LEATHER ARTICLES NES	23 280	24 113	38 471	31 582	23 929	16 778
613 FURSKINS, TANNED, DRESSED	16 134	17 394	106 102	151 308	65 279	80 315
1 WHOLE FURS, NOT ASSEMBLED	11 183	10 350	60 836	86 734	37 521	46 001
2 HEADS, TAILS, PAWS ETC.	1 500	2 934	583	957	363	500
3 WHOLE FURS ETC. ASSEMBLED	3 451	4 110	44 683	63 617	27 395	33 814
621 MATERIALS OF RUBBER	1 423 920	1 320 213	886 303	783 873	549 595	416 963
1 COMPOUNDED RUBBER, UNVULC	664 983	633 385	241 830	221 264	149 541	117 619
2 OTH. FORMS UNVULC. RUBBER	83 505	62 859	47 342	35 701	29 676	18 951
3 VULCANIZED RUBBER	365 789	335 071	261 827	236 527	162 606	125 794
4 VULC. RUBBER TUBES, PIPES	309 643	288 898	335 304	290 381	207 772	154 599
625 RUBBER TYRES, TUBES, ETC.	4 898 733	4 704 533	3 089 036	3 022 307	1 916 787	1 606 933
1 TYRES, PNEUMATIC, NEW, CAR	2 045 280	1 996 480	1 576 795	1 569 895	978 330	834 565
2 TYRES, PNEUMATIC, NEW, BUS	1 211 710	1 134 344	814 848	792 933	506 865	421 758
3 TYRES, PNEUM. NEW, AIRCRAFT	4 625	4 986	7 648	8 082	4 748	4 303
4 TYRES, PNEUM. NEW, CYCLES	126 049	106 613	89 447	77 378	55 207	41 084
5 OTHER PNEUMATIC TYRES	649 972	620 648	376 611	354 118	232 843	188 228
9 OTHER TYRES, TUBES ETC.	861 097	841 462	223 687	219 841	138 794	116 995
629 ARTICLES OF RUBBER, NES	709 945	637 062	1 144 043	1 045 547	709 603	556 591
1 HYGIENIC, PHARM. RUBBR. ART	22 183	24 676	47 884	51 353	29 821	27 369
2 VULC. RUBBER BELTING	139 462	128 125	204 108	193 980	126 841	103 220
9 HARD RUBBER ETC., NES	548 300	484 261	892 051	800 214	552 941	426 002
633 CORK MANUFACTURES	152 478	165 349	167 163	170 026	103 645	90 529
1 ARTICLES OF NATURAL CORK	49 575	50 589	101 792	100 859	62 826	53 654
2 AGGLMRTD. CORK, CORK ARTCL	102 903	114 760	65 371	69 167	40 819	36 875
634 VENEERS, PLYWOOD, ETC.	18 694 367	15 284 926	2 009 173	1 730 664	1 246 327	921 322
1 VENEER, PLYWOOD SHEETS	1 125 525	1 029 036	438 059	434 240	271 499	230 864
2 DENSIFIED, RECONSTIT. WOOD	10 489 681	8 144 565	581 745	462 851	361 989	246 307
3 PLYWOOD, SOLELY OF WOOD	3 567 501	2 326 303	572 343	458 173	354 215	244 473
4 OTH. PLYWOOD, VENDOR. PANELS	1 079 750	999 296	243 531	220 144	150 879	117 183
5 FIBREBOARD	2 238 768	2 067 332	164 993	149 339	102 414	79 349
9 WOOD, SIMPLY SHAPED, NES	193 142	118 394	8 502	5 917	5 331	3 146
635 WOOD MANUFACTURES, NES	8 137 106	5 458 599	1 552 293	1 216 758	967 152	647 293
1 PACKINGS, PALLETES ETC.	4 265 456	2 484 197	240 008	155 250	150 340	82 502
2 CASKS, BARRELS, ETC. STAVES	8 919	13 663	3 914	3 191	2 477	1 701
3 BUILDERS. JOINERY, WOOD ETC	1 753 165	1 368 821	722 142	584 404	449 296	310 983
4 WOOD, DOMEST. USE EX. FURNIT	291 697	238 826	246 680	220 574	154 282	117 406
9 MANUFACT. ARTICL. WOOD, NES	1 817 869	1 353 092	339 549	253 339	210 767	134 701
641 PAPER AND PAPERBOARD	68 213 480	58 559 614	10 577 783	9 288 038	6 573 743	4 940 093
1 NEWSPRINT, ROLLS, SHEETS	12 150 315	10 643 888	1 376 980	1 222 950	857 614	649 715
2 PAPER, PAPERBOARD, UNCOATED	13 401 321	11 019 435	2 152 735	1 809 617	1 337 855	962 462
3 PAPER, PAPERBOARD, COATED, ETC	12 031 936	10 132 232	2 565 744	2 266 660	1 595 647	1 206 095
4 KRAFT PAPER, BRD, UNCOATED	10 656 527	9 860 498	1 261 092	1 232 637	781 168	655 408
5 PAPER, PAPERBOARD, UNCTD, BULK	10 072 580	8 311 814	960 732	857 891	596 279	456 722
6 PAPER, PAPERBOARD, CORRIG, ETC	1 573 153	1 360 127	346 445	284 358	214 939	151 211
7 PAPER, PAPERBOARD, COATED NES	7 148 779	6 278 684	1 692 486	1 422 741	1 052 669	756 687
9 CONVRTD. PAPER, PPRBRD, NES	1 178 869	952 936	221 569	191 184	137 572	101 793
642 PAPER, PAPERBOARD, CUT ETC	7 766 951	6 904 551	2 392 702	2 113 977	1 489 827	1 125 608
1 CONTAINERS, ETC. OF PAPER	2 245 163	1 852 140	626 187	517 585	391 443	275 511
2 STATIONERY, ETC.	67 878	52 694	40 204	31 706	25 060	16 906
3 REGISTERS, ACCT. BOOKS, ETC	272 138	255 337	164 248	150 321	102 639	80 209
4 PAPER, PAPERBOARD, CUT, NES	2 776 175	2 595 434	680 092	632 214	421 889	336 443
9 ARTCLS, PULP, PAPER, BRD NES	2 405 597	2 148 946	881 971	782 151	548 796	416 539
651 TEXTILE YARN	4 722 915	4 611 164	4 101 709	4 042 971	2 538 640	2 152 207
1 YARN, OF WOOL, ANIMAL HAIR	136 196	144 904	391 647	423 808	242 111	225 679
2 COTTON SEWING THREAD	2 865	4 939	8 078	10 243	5 005	5 457
3 COTTON YARN, EXCL. THREAD	1 382 836	1 375 370	1 046 818	1 018 809	646 853	542 943
4 THREAD OF MAN-MADE FIBRE	17 785	16 964	41 791	39 613	25 965	21 063
5 SYNTH. FILAMENT YARN, BULK	480 376	432 126	428 655	395 769	265 766	210 413
6 OTH. SYNTH. FILAMENT YARN	685 464	613 173	707 360	651 278	437 559	346 732
7 ARTIF. FILAMENT YARN, NES	259 383	288 135	308 003	324 528	190 824	172 745
8 YARN, STAPLE FIBRES, ETC.	660 340	649 960	660 692	666 653	409 454	354 642
9 YARN, TEXTILE FIBRES, NES	1 097 670	1 085 593	508 665	512 270	315 303	272 533
652 COTTON FABRICS, WOVEN	1 132 721	963 931	1 815 236	1 527 215	1 127 982	815 676
1 COTTON GAUZE, ETC. WOVEN	39 276	32 983	71 424	55 163	44 126	29 355
2 COTTON FABRIC, WVN, UNBLCH	582 284	499 001	506 240	430 586	313 077	230 019
3 OTH85%+COTTN. FABRIC<200G	248 695	199 167	708 198	557 461	441 655	298 311
4 OTH85%+COTTN. FABRIC<200G+	187 260	158 996	295 710	253 671	183 739	135 134
5 OTH<85%+COTTN. FABRIC<200G	37 270	36 237	102 453	107 074	63 583	57 152
6 OTH<85%+COTTN. FABRIC<200G+	28 390	24 398	94 134	78 061	58 590	41 501
9 OTH. WOVEN FABRICS, COTTON	9 546	13 149	37 077	45 199	23 212	24 204
653 FABRICS, MAN-MADE FIBRES	1 303 917	1 138 633	2 958 462	2 692 075	1 840 700	1 436 229
1 FABRIC, SYNTH. FILMNT. YARN	317 586	266 745	718 155	643 149	446 957	342 674
2 FABRIC, 85%+SYN. STPL. FIBR	85 680	77 590	250 333	219 054	154 879	116 559
3 FABRC<85%SYN. STP. FBR+CTN	181 011	131 695	226 385	190 882	140 521	101 713
4 FABRC<85%SYN. STP. FBR+OTHR	102 662	94 532	300 874	287 087	187 151	152 698

4 IMPORTS AND EXPORTS (SPECIAL TRADE) BY GROUPS AND SUBGROUPS OF THE SITC-REV. III
4.1 IMPORTS

GROUP / SUBGROUP	1990 DT = 100 KG	1989	1990 1 000 DM	1989	1990 1 000 \$	1989
6535 FABRIC,ARTIF.FILMNT YARN	90 565	76 634	349 827	296 421	218 382	158 828
6 FABRIC,85%+ART.STPL.FIBR	266 654	237 271	450 563	419 972	278 716	223 970
8 FABRIC,48%+ART.STPL.FIBR	192 903	194 912	507 797	501 772	317 695	268 480
9 PILE,CHNLE.FABRC,M-MADE	66 856	59 254	154 528	193 798	96 399	71 307
654 OTH.TEXTILE FABRIC,WOVEN	537 158	525 164	1 905 179	1 734 009	1 179 352	922 089
1 FABRIC,OF SILK,SILK WSTE	21 756	18 713	435 392	330 512	271 125	176 702
2 FABRIC85%+WOOL,FINE HAIR	112 917	115 082	668 778	655 876	412 132	347 593
3 FABRIC,WOOL,FNE.HAIR,NES	104 958	99 232	385 835	338 098	236 686	178 424
4 FABRICS,WOVEN, OF FLAX	33 270	36 349	152 999	162 212	97 580	87 657
5 FABRIC,WVN.JUTE,OTH.TXTL	47 935	44 179	11 939	10 636	7 390	5 685
6 FABRIC,WOVEN GLASS FIBRE	206 546	203 414	227 864	220 987	140 627	117 629
9 FABRICS,WOVEN, NES	9 776	8 195	22 372	15 688	13 812	8 399
655 KNIT.CROCHET.FABRIC NES	380 498	288 695	881 449	656 920	550 839	350 381
1 PILE FABRIC,KNIT,CROCHET	156 394	106 018	263 956	177 006	165 920	94 271
2 OTH.KNIT.CROCHET.FABRICS	224 104	182 677	617 493	479 914	384 919	256 110
656 TULLE,LACE,EMBROIDRY.ETC	107 563	106 052	461 346	431 727	286 370	229 867
1 NARROW FABRIC,WOVEN,OTHR	52 944	52 461	118 121	114 780	73 144	61 077
2 LABELS,BADGE ETC.NOT EMB	1 914	1 791	16 839	14 289	10 478	7 588
3 GIMPED YARN, ETC.	36 268	37 423	86 791	86 668	53 848	46 154
4 TULLES,NET FABRIC, LACE	2 229	1 903	31 189	27 445	19 296	14 618
5 EMBROIDERY	14 208	12 534	208 406	188 545	129 604	100 430
657 SPECIAL YARN,TXTL.FABRIC	1 673 902	1 465 540	1 713 841	1 567 277	1 064 387	834 284
1 FELT	178 083	154 985	90 317	82 076	56 349	43 644
2 NONWOVEN FABRICS NES	552 667	462 843	474 825	441 428	294 540	234 843
3 COATED,IMPRGTD TXTLS.NES	348 478	300 238	480 044	439 410	298 753	234 148
4 QUILTED TEXTILE PRODUCTS	2 231	1 353	2 850	3 425	1 772	1 817
5 TWINE,CORDAGE,ETC.PROCTS	287 180	238 302	98 576	78 092	60 736	41 304
6 HAT-SHAPES,FORMS,BODIES	475	402	3 411	2 906	2 119	1 547
7 WADDING,ETC.MACHINE USE	170 123	179 145	404 942	371 639	251 540	197 772
8 RUBBR,TXTL.YARN,CORD ETC	7 356	4 905	6 553	5 314	4 079	2 814
9 SPECIAL TEXTILE PRODUCTS	127 309	123 367	152 323	142 987	94 499	76 395
658 TEXTILE ARTICLES NES	1 237 835	986 427	1 695 108	1 397 882	1 056 208	745 355
0 CPL IND PLANT CHAPTER 63	-	-	-	-	-	-
1 SACKS,BAGS,TXTL.MATERIAL	270 820	194 269	100 699	77 192	62 857	41 097
2 TARPAULINS,SAILS,AWNINGS	109 078	101 929	133 910	123 699	81 638	65 602
3 BLANKETS,TRAVELLING RUGS	46 170	36 080	55 817	42 269	35 017	22 574
4 HOUSEHOLD LINENS	619 779	504 405	1 012 892	838 159	632 313	447 402
5 CURTAINS,OTH.FURNISHINGS	74 670	50 779	171 795	129 965	107 008	69 331
9 MADE-UP ARTICLES,TXTL.NES	117 318	98 965	219 994	186 598	137 375	99 349
659 FLOOR COVERINGS, ETC.	3 339 783	2 640 250	3 063 802	2 871 014	1 910 630	1 530 933
1 LINOLEUM ETC.	46 878	24 508	18 224	9 245	11 420	4 927
2 CARPETS ETC.KNOTTED	298 586	312 038	1 237 858	1 412 159	769 523	753 085
3 HAND-WOVEN RUGS	15 022	12 109	23 494	18 854	14 614	10 058
4 CARPETS ETC.TUFTED	2 189 910	1 664 884	1 259 667	1 006 719	787 516	536 771
5 CARPETS,ETC.WOVEN	404 518	305 097	353 123	277 825	220 991	148 239
6 CARPETS,ETC.NES	384 869	321 614	171 436	146 212	106 566	77 853
660 CPL IND PLANT CHAPTER 68	-	-	-	-	-	-
661 LIME,CEMENT,CONSTR.MATRL	42 579 105	35 774 574	1 375 075	1 197 011	856 868	635 316
1 QUICKLIME ETC.EXCL.522.6	6 263 164	5 267 476	60 490	58 302	37 579	31 106
2 PORTLAND CEMENT, ETC.	22 049 325	17 089 060	240 240	192 633	150 615	102 192
3 BUILDING STONE,NOKD.ETC	12 018 411	11 670 868	883 915	793 300	549 548	421 180
8 ASBESTOS-CEMNT.MATRL.ETC	2 248 205	1 747 170	190 430	152 776	119 126	80 838
662 CLAY,REFRCT.CONSTR.MATRL	24 811 825	21 952 769	1 739 328	1 506 466	1 081 551	801 276
663 MINERAL MANUFACTURES,NES	13 527 640	11 869 552	1 610 116	1 461 956	1 000 234	777 466
1 MILL,GRINDSTONES,ETC.	130 951	106 233	244 430	216 599	151 488	115 207
2 ABRASIVE CLOTHS,ETC.	154 429	143 108	196 946	183 553	122 253	97 609
3 NON-CERAMIC MINERAL MANF	10 055 733	8 744 394	470 844	402 754	293 161	214 283
5 MINERL.INSULAT.PROD.NES	2 645 244	2 375 803	290 202	251 644	180 632	133 709
7 REFRACTORY CERAMIC GOODS	120 933	102 761	84 404	78 454	52 094	41 846
8 ASBESTOS MANF.FRICT.MTRL	120 602	143 384	183 261	208 967	113 657	110 960
9 ARTCLS.CERAMIC MATRL,NES	299 748	253 869	140 029	119 985	86 949	63 852
664 GLASS	8 578 099	8 114 632	1 634 788	1 464 218	1 016 169	778 465
1 GLASS,BULK,UNWRKD,WASTE	998 048	1 049 746	76 329	74 361	47 211	39 566
3 DRAWN,BLOWN GLASS,SHEETS	665 990	762 799	46 606	54 906	28 784	29 212
4 FLOAT,GROUND,PLSHD.GLASS	4 273 350	4 158 286	413 475	402 038	257 896	213 281
5 CAST,ROLLED GLASS,SHEETS	358 548	285 094	46 012	38 154	28 647	20 368
7 SAFETY GLASS	1 048 305	845 807	514 809	414 888	319 221	220 639
8 GLASS MIRRORS	287 723	228 089	138 441	122 912	86 216	65 402
9 GLASS, NES	946 135	784 811	399 116	356 959	248 194	189 997
665 GLASSWARE	6 822 417	4 989 097	1 215 348	1 002 048	758 390	533 845
1 CONTAINERS, OF GLASS	5 184 396	3 630 197	427 272	312 183	267 621	166 308
2 GLASSWARE,HOUSEHOLD ETC.	1 459 260	1 176 869	600 810	505 346	374 695	269 273
9 GLASS ARTICLES, NES	178 761	182 031	187 266	184 519	116 074	98 264
666 POTTERY	1 182 862	1 060 496	672 121	616 398	418 950	328 353
1 CERAMIC HOUSEHOLD ARTCLS	672 934	641 223	387 488	357 705	241 450	190 553
2 ORNAMENTAL CERAMIC ARTCL	509 928	419 273	284 633	258 693	177 500	137 800
667 PEARLS,PRECIOUS STONES	14 544	12 735	929 647	1 007 390	577 361	535 974
1 PEARLS	90	106	65 644	71 304	40 745	37 827
2 DIAMONDS.EXCL.INDUSTRIAL	-	-	588 809	665 989	366 210	354 534

4 IMPORTS AND EXPORTS (SPECIAL TRADE) BY GROUPS AND SUBGROUPS OF THE SITC-REV. III
4.1 IMPORTS

GROUP / SUBGROUP	1990 DT = 100 KG	1989	1990 1 000 DM	1989	1990 1 000 \$	1989
6673 PRECIOUS, SEMIPREC. STONES 4 SYNTH. ETC. PREC. STONES	14 063 391	12 239 390	235 121 40 073	233 028 37 069	145 550 24 856	123 914 19 699
671 PIG IRON, SPIEGELEISN, ETC	12 463 928	13 175 827	1 584 089	2 548 134	981 973	1 354 217
672 INGOTS ETC. IRON OR STEEL	11 746 272	12 134 546	2 003 243	1 975 230	1 243 244	1 048 957
673 FLAT-ROLLED IRON ETC.	48 764 139	46 605 790	4 128 441	4 111 553	2 552 694	2 186 231
1 FLAT, HOT-ROLLED, PROD. IRON	3 763 798	4 468 633	306 366	378 907	189 473	201 016
2 FLAT, HOT-ROLLED, PROD. IRON	26 385 669	25 853 651	1 984 099	2 076 603	1 226 530	1 104 539
3 FLAT, COLD-ROLLED, PROD. IRN	1 686 273	1 328 697	182 827	150 665	113 109	80 017
4 FLAT, COLD-ROLLED, PROD. IRN	16 600 365	14 697 371	1 597 656	1 452 735	987 985	772 650
5 FLAT-ROLLED, PROD. IRON NES	328 034	257 438	57 493	52 643	35 597	28 009
674 FLAT-ROLLED PLATED IRON	14 249 256	12 463 259	1 838 083	1 656 285	1 136 482	881 882
1 FLAT-ROLLED, IRON, ZINC PLT	10 134 686	8 568 871	1 209 955	1 044 619	747 876	556 815
2 FLAT-ROLLED, IRON, TIN PLTD	1 654 135	1 753 444	252 075	278 011	155 512	147 706
3 FLAT-ROLLED, IRON, PNTD, ETC	980 579	717 719	158 730	122 226	98 652	65 019
4 FLAT-ROLLED, IRN 600+MM, PLT	1 192 032	1 172 730	167 872	168 002	103 752	89 283
5 FLAT-ROLLED, IRN 600MM, PLT	287 824	250 495	49 451	43 427	30 690	23 059
675 FLAT-ROLLED, ALLOY STEEL	5 013 135	4 681 848	1 610 949	1 929 220	1 001 565	1 023 874
1 FLAT-ROLLED, SILC-ELEC. STL	760 450	696 061	149 249	137 608	92 412	73 247
2 FLAT-ROLLED, HI-SPEED STL	12 124	13 086	15 066	16 126	9 284	8 547
3 FLAT, HOT-ROLLED S. STEEL	1 005 146	914 875	385 035	498 135	239 662	264 128
4 FLAT, HOT-ROLLED, ALLOY STL	1 274 150	1 280 655	193 539	190 150	119 426	101 284
5 FLAT, COLD-ROLLED S. STEEL	1 776 550	1 590 504	722 031	939 584	450 209	498 154
6 FLT, COLD-ROLLED, ALLOY STL	59 578	69 943	69 700	85 670	43 184	34 886
7 FLAT-ROLLED, ALLOY STL, NES	125 137	116 924	76 335	81 947	47 388	43 628
676 IRON, STL, BAR, SHAPES ETC.	54 782 796	49 599 464	4 924 231	4 821 215	3 041 811	2 564 557
1 BAR, ROD IRON, HOT-FD, COIL	14 544 136	12 974 912	1 150 013	1 155 160	708 328	614 072
2 BAR, ROD IRON, STL, HOT-FD	20 537 570	18 190 904	1 608 694	1 559 221	992 009	828 783
3 BAR, ROD IRON, STL, COLD-FD	2 788 062	2 769 506	541 529	589 710	334 734	313 744
4 OTH. BAR, ROD IRON, STEEL	1 253 761	952 217	285 502	221 877	176 918	117 985
8 ANGLES, SHAPED, IRON, STEEL	15 659 267	14 711 925	1 338 493	1 295 247	829 822	689 973
677 RAILWAY TRACK IRON, STEEL	403 369	416 558	37 442	36 278	23 152	19 291
678 WIRE OF IRON OR STEEL	3 816 772	3 652 923	679 003	686 289	420 744	365 057
1 WIRE, IRON, NON-ALLOY STL	3 195 525	3 112 965	416 803	406 960	258 310	216 510
2 WIRE, S. STL, OTH. ALLOY STL	621 247	539 958	262 200	279 329	162 434	148 547
679 TUBES, PIPES, ETC. IRON, STL	14 062 788	11 808 420	2 639 109	2 420 829	1 634 716	1 287 875
1 TUBE, ETC. SEAMLESS, IRN. ST	3 575 631	3 226 134	782 069	769 894	482 610	409 843
3 OTH. TUBE, D406.4MM, IR, ST	540 179	355 310	52 073	38 244	32 361	20 339
4 OTH. TUBE, PIPE, IRON, STEEL	8 877 997	7 431 654	1 268 208	1 163 675	786 558	618 853
5 TUBE, PIPE FTNGS, IRN. STL	1 068 981	795 322	536 759	449 016	333 187	238 840
681 SILVER, PLATINUM, ETC.	16 946	21 307	1 362 530	1 607 784	844 305	854 033
1 SILVER	16 491	20 849	430 686	685 779	264 146	363 856
2 PLATINUM	455	458	931 844	922 005	580 159	490 177
682 COPPER	9 686 092	8 625 421	4 802 475	5 093 955	2 981 102	2 707 639
1 COPPER; ANODES; ALLOYS	6 292 950	5 601 893	2 703 431	2 997 671	1 680 315	1 593 805
3 COPPER BARS, RODS, PROFILES	753 547	591 449	384 679	323 607	237 707	172 125
4 COPPER WIRE	1 641 763	1 548 319	822 693	909 299	509 135	483 391
5 COPPER PLATE, ETC. 15MM+TH	491 055	462 661	347 311	356 563	215 990	188 758
6 COPPER FOIL, POWDR, FLAKES	140 480	142 057	209 828	225 539	129 272	119 995
7 COPPER TUBE, PIPE, FITNGS	366 297	279 042	334 533	281 276	208 683	149 565
683 NICKEL	650 194	662 931	1 062 757	1 655 861	659 562	878 109
1 NICKEL, NCKL. ALLOY, UNWRGT	564 155	573 701	825 438	1 399 075	513 274	741 487
2 NICKEL, NICKEL ALLOY, WRKD	86 039	89 230	237 319	256 786	146 288	136 622
684 ALUMINIUM	14 552 002	14 441 801	6 079 771	7 072 512	3 767 532	3 761 285
1 ALUM., ALUM. ALLOY, UNWRGHT	8 756 389	9 254 359	2 693 245	3 707 643	1 666 781	1 972 973
2 ALUMINIUM, ALUM. ALLOY, WRK	5 795 613	5 187 442	3 386 526	3 364 869	2 100 751	1 788 312
685 LEAD	1 475 037	1 428 004	218 142	204 703	135 260	108 987
1 LEAD, LEAD ALLOY, UNWRGHT.	1 411 809	1 373 392	206 311	194 325	127 860	103 482
2 LEAD, LEAD ALLOYS, WORKED	63 228	54 612	11 831	10 378	7 400	5 505
686 ZINC	2 914 187	2 474 645	795 989	829 802	493 077	441 100
1 ZINC, ZINC ALLOY, UNWRGHT.	2 419 797	2 020 597	621 447	652 965	384 750	347 295
3 ZINC, ZINC ALLOYS, WORKED	494 390	454 048	174 542	176 837	108 327	93 805
687 TIN	213 803	207 864	246 726	330 126	151 777	174 734
1 TIN, TIN ALLOYS, UNWROUGHT	211 239	205 935	244 566	327 359	150 446	173 262
2 TIN, TIN ALLOYS, WORKED	2 564	1 929	2 160	2 767	1 331	1 472
689 MISC. NON-FERR. BASE METAL	552 785	524 864	474 673	557 460	293 558	296 668
1 TUNGSTEN, ETC. UNWROUGHT	301 095	292 484	216 698	262 946	134 060	139 942
8 COBALT, CADMIUM, ETC. UNWRT	70 779	82 304	147 515	172 445	90 943	91 867
9 BASE METAL NES, WST, SCRAP	180 911	150 076	110 460	122 069	68 555	64 859
691 METALLIC STRUCTURES NES	5 202 221	4 525 265	1 758 379	1 542 365	1 098 106	821 478
1 METAL STRUCTURES, PARTS	4 879 973	4 190 551	1 361 921	1 165 610	850 445	620 887
2 ALUMINIUM STRUCTURE, PRPTS	328 248	334 714	396 458	376 755	247 661	200 591

4 IMPORTS AND EXPORTS (SPECIAL TRADE) BY GROUPS AND SUBGROUPS OF THE SITC-REV. III
4.1 IMPORTS

GROUP / SUBGROUP	1990 DT = 100 KG	1989	1990 1 000 DM	1989	1990 1 000 \$	1989
692 CONTAINERS, STORAGE, TRNSP	1 306 562	1 075 876	679 926	546 907	425 279	290 603
1 RESERVOIR, TANKS, VATS, ETC	265 235	214 724	136 403	113 596	85 025	60 530
4 TANKS, CASKS, DRUMS, ETC.	1 041 327	861 152	543 523	433 311	340 254	230 079
693 WIRE PRODUCTS EXCL. ELECT	2 605 861	2 135 216	488 710	443 180	302 519	235 685
1 STRANDED WIRE, CABLE, ETC.	615 799	531 681	258 295	239 058	159 817	127 064
2 BARBED WIRE, ETC. IRON, STL	50 249	43 581	7 980	6 903	4 886	3 702
5 METAL FENCING, GAUZE ETC.	1 939 813	1 559 954	222 435	197 219	137 816	104 919
694 NAILS, SCREWS, NUTS, ETC.	2 930 418	2 629 890	1 314 459	1 210 319	814 178	643 530
1 NAILS, TACKS, ETC. IRON, STL	564 205	489 000	116 870	107 131	72 409	56 971
2 SCREWS, BOLTS, NUTS, IRN, ST	2 330 552	2 111 105	1 130 516	1 044 735	700 225	555 482
3 NAILS, TACKS, ETC. COPPER	19 164	18 820	38 250	34 496	23 702	18 340
4 NAILS, TACKS, ETC. ALUMINUM	16 497	10 965	28 823	23 957	17 842	12 737
695 TOOLS	1 060 557	865 895	2 498 989	2 186 381	1 552 166	1 163 487
0 CPL IND PLANT CHAPTER 82	-	-	-	-	-	-
1 HAND TOOLS	70 869	69 275	46 285	48 316	28 494	25 753
2 HAND SAW, FILE, RASP, ETC.	89 189	74 409	120 709	103 870	74 776	55 211
3 SPANNERS, WRENCHES, ETC.	107 308	80 176	90 748	78 492	56 654	42 287
4 HAND TOOLS, ETC. NES	380 170	313 650	309 280	256 807	192 982	136 671
5 SAW BLADES	45 569	41 799	188 407	170 657	116 716	90 760
6 KNIVES, CUTTING BLADES	320 458	254 809	1 700 151	1 491 528	1 055 389	793 809
7 TOOL SETS, RETAIL SALE	46 993	31 777	43 409	35 711	27 155	18 996
696 CUTLERY	194 544	168 995	505 309	464 263	315 244	247 026
697 HOUSEHOLD EQUIPMENT, NES	1 157 345	1 033 205	1 066 348	986 471	666 699	525 995
699 MANUFACTS. BASE METAL, NES	6 291 292	5 063 163	4 198 866	3 542 252	2 610 144	1 884 533
1 LOCKS, SAFES, STRONG BOXES	958 619	780 646	1 015 970	843 522	631 114	448 675
2 CHAIN, IRON, STEEL	133 793	133 483	46 026	45 619	28 690	24 297
3 PINS, NEEDLES, IRN, STL, ETC	82 672	73 744	167 980	153 873	104 297	81 848
4 SPRINGS, LEAVES, METAL	257 604	251 210	148 044	143 170	91 578	76 189
5 MISC. ARTICLES, BASE METAL	279 051	218 355	243 933	214 268	152 061	113 922
6 ARTICLES IRON, STEEL, NES	3 905 408	3 018 806	1 496 136	1 190 240	930 981	633 675
7 ARTICLES NES, COPPER, ETC.	580 757	488 749	750 967	641 670	466 608	341 170
8 ARTICLES NES, COBALT, ETC., NES	26 724	20 600	188 731	154 159	116 969	82 012
9 ARTICLES TUNGSTEN, ETC. NES	66 664	77 570	141 679	155 731	87 846	82 745
700 CPL IND PLANT (84/85/87)	-	-	-	-	-	-
711 STEAM GENER. BOILERS, ETC.	84 985	115 321	63 009	66 332	39 326	35 015
1 STEAM, SUPER-HEAT BOILERS	18 602	13 131	20 378	14 943	12 538	7 927
2 AUX. BOILR PLANT, CONDENSER	22 143	27 472	11 121	14 084	7 071	7 432
9 PARTS FOR STEAM BOILERS	44 240	74 718	31 510	37 305	19 717	19 556
712 STEAM TURBINES	30 634	25 391	167 586	113 051	103 505	60 086
1 STEAM, VAPOUR TURBINES	1 373	2 057	15 237	5 960	9 363	3 186
8 PARTS FOR STEAM TURBINES	29 261	23 334	152 349	107 091	94 142	56 900
713 INTRNL COMBUS PSTN ENGIN	3 216 222	2 931 570	5 540 227	5 281 869	3 434 538	2 810 952
1 AIRCRAFT PISTON ENGINES	2 625	3 283	17 353	24 212	10 759	12 930
2 INTRNL COMB. ENGINE VEHCL	2 125 922	2 046 827	3 711 962	3 528 830	2 300 668	1 877 709
3 MARINE PISTON ENGINES	76 732	73 353	114 503	132 690	70 791	70 519
8 PISTON ENGINES, NES	227 215	228 808	360 792	364 023	223 296	194 102
9 PARTS, NES. IC. PISTON ENGS	783 728	579 299	1 395 617	1 232 114	829 024	655 692
714 ENGINES, MOTORS NON-ELECT	67 237	52 262	2 365 736	2 104 307	1 464 726	1 118 998
716 ROTATING ELECTRIC PLANT	1 555 745	1 436 533	2 177 235	1 999 209	1 351 433	1 064 205
1 ELECTRIC. MOTORS<=37.5W	70 025	58 024	351 238	294 956	217 717	157 172
2 ELEC. MOTORS, GENRATORS. DC	72 643	77 108	269 031	300 095	166 875	159 518
3 ELEC. MOTORS, GENRATORS. AC	702 670	637 265	856 552	790 717	531 036	421 006
4 ELECTR. ROTARY CONVERTERS	1 813	1 926	11 737	9 779	7 249	5 163
5 GENERATING SETS	64 939	40 171	124 582	76 228	77 921	40 560
9 PARTS, NES. ROT. ELEC. PLANT	643 655	622 039	564 095	527 434	350 635	280 786
718 /DTH. POWR. GENRTNG. MACHNRY	150 643	126 709	512 576	468 201	317 967	248 814
1 HYDRIC. TURBINE, WTR. WHEEL	11 183	8 218	17 504	16 976	10 919	9 136
7 NUCLEAR REACTORS, PTS NES	904	3 036	82 418	82 422	50 553	43 243
9 ENGINES, MOTORS NES, PARTS	138 556	115 455	412 654	368 803	256 495	196 435
721 AGRIC. MACHINES, EX. TRACTR	1 121 045	939 360	1 151 094	942 904	711 325	500 633
1 CULTIVATING MACHNRY. ETC	386 764	349 824	256 777	220 301	158 557	116 958
2 HARVESTING ETC. MACHINES	564 402	470 806	592 401	517 948	364 723	274 518
3 DAIRY MACHINERY ETC. PRTS	42 740	32 837	157 891	113 502	98 568	60 871
9 AGRIC. HORT. ETC. MACHS. NES	127 139	85 893	144 025	90 753	89 477	48 286
722 TRACTORS	478 727	301 697	512 932	324 638	318 757	172 647
723 CIVIL ENGINEERING EQUIPT	2 723 494	2 236 067	2 126 771	1 778 799	1 324 903	945 780
1 SELF-PROPELLED. DOZERS ETC	109 290	101 732	100 213	87 653	62 718	46 615
2 MECH. SHOVEL ETC. S-PROPLD	1 134 255	918 257	1 061 861	845 883	663 069	448 836
3 CONSTR. MINING MACHNRY ETC	68 288	57 118	79 679	60 735	49 529	32 218
4 CONST. & MINING MACHS. NES	85 741	92 782	136 700	145 321	84 361	77 449
9 PTS NES, CYL. ENGINRG. MACH	1 325 920	1 066 178	748 318	639 207	465 226	340 662
724 TEXTILE, LEATHER MACHINES	674 212	641 369	1 603 614	1 526 977	997 040	813 628

4 IMPORTS AND EXPORTS (SPECIAL TRADE) BY GROUPS AND SUBGROUPS OF THE SITC-REV. III
4.1 IMPORTS

GROUP / SUBGROUP	1990 DT = 100 KG	1989	1990 1 000 DM	1989	1990 1 000 \$	1989
725 PAPER,PULP MILL MACHINES	445 740	378 235	1 019 991	835 861	637 832	444 397
1 PAPER,PULP, MAKING MACHRY	30 261	36 476	86 839	95 671	54 401	50 565
2 OTH.PULP,PAPER,MAKNG MCH	97 188	72 544	355 241	265 214	221 406	141 258
9 PARTS,PAPER MILL ETC.MCH	318 291	269 215	577 911	474 976	362 025	252 574
726 PRINTNG,BOOKBINDNG MACHS	392 815	356 832	1 194 315	1 056 933	743 853	564 701
727 FOOD-PROCESS.MCH.NON DOM	164 273	152 311	470 889	422 378	293 716	225 578
1 GRAIN WORKNG MACHS,PARTS	44 105	43 057	46 472	45 071	28 620	24 065
2 OTH.FOOD-PROC.MACH PARTS	120 168	109 254	424 417	377 307	265 096	201 513
728 OTH.MACH,PTS,SPCL INDUST	1 676 969	1 335 568	3 997 092	3 444 056	2 486 201	1 835 577
1 MCH-TOOLS,SPECIAL.INDUST	381 103	282 189	695 442	556 835	433 576	296 980
3 OTH.MINERAL WORKING MACH	428 088	310 655	371 303	287 631	232 094	153 221
4 MACH.APPL.SPCL INDUS NES	543 989	441 448	1 930 309	1 672 136	1 199 975	891 667
5 PARTS PUBLIC WRK MACH ETC	322 789	301 276	1 000 038	927 454	620 556	493 709
731 METAL REMOVAL WORK TOOLS	878 662	716 735	2 577 457	2 071 792	1 611 600	1 107 904
1 MACH.TOOLS,METAL REMOVAL	55 697	48 017	359 221	311 958	224 506	166 990
2 MCH-TL,WRKNG MTL,NOLATHS	132 598	98 488	425 959	322 320	266 471	171 761
3 LATHES,METAL-WORKING	270 716	215 673	687 480	555 744	429 127	296 809
4 UNIT HEAD,DRILL,ETC.MACH	144 583	134 594	290 413	246 887	181 396	132 067
5 METAL MILLING MACHNS,ETC	102 289	78 202	235 086	189 885	147 723	101 538
6 MTL.SURFC.FINISHNG TOOLS	114 041	98 096	427 340	338 226	267 359	181 745
7 MTL.SHAPING,CUTTING. TOOLS	58 738	43 665	151 958	106 772	95 018	56 994
733 MACH-TOOLS,METAL-WORKING	422 999	333 432	748 757	588 531	467 299	314 894
1 METAL FORMING MACH.TOOLS	381 756	296 083	627 699	487 116	392 003	260 864
9 OTH.MACH-TOOL,METALWRKNG	41 243	37 349	121 058	101 415	75 296	54 030
735 PARTS,NES,FOR MACH-TOOLS	541 781	416 438	1 225 367	944 102	763 777	503 004
1 WORK-HOLDERS,TOOL HOLDER	67 913	51 098	322 691	266 756	201 055	142 074
9 PARTS,NES,MCH-TOOL W.MTL	473 868	365 340	902 676	677 346	562 722	360 930
737 METALWORKING MACHNRY NES	596 464	526 065	850 783	652 087	530 128	347 841
1 FOUNDRY EQUIPMNT PTS NES	82 108	72 328	131 815	82 011	82 302	43 959
2 MTL-ROLLING MILLS,ROLLS	371 852	344 832	196 061	165 539	121 771	88 311
3 WELDING,BRAZING ETC.MACH	129 137	98 847	473 475	370 000	295 308	197 203
4 SOLDERING MACHINES ETC.	13 367	10 058	49 492	34 537	30 747	18 368
741 HEATNG,COOLNG EQUIP,PART	1 297 143	1 028 105	2 623 827	2 176 196	1 632 681	1 159 251
742 PUMPS FOR LIQUIDS,PARTS	772 656	693 596	1 587 862	1 404 745	986 124	747 327
1 PUMPS W.MEASURING DEVICE	5 822	4 171	24 529	16 694	15 456	8 921
2 FUEL PUMPS,IC.PISTON ENG	43 741	40 814	242 768	210 892	150 977	111 979
3 CONCRETE PUMPS	2 008	1 807	3 293	2 427	2 099	1 285
4 RECIPROCATING PUMPS,NES	37 160	36 322	138 583	144 430	86 384	76 934
5 ROTARY PUMPS, NES	75 072	68 207	219 296	205 069	135 974	109 160
6 CENTRIFUGAL PUMPS, NES	154 859	137 624	251 459	219 598	156 376	116 732
7 PUMPS,LIQUID ELEVATR ETC	92 070	81 332	182 278	165 324	112 836	87 796
9 PARTS,PUMPS,LIQ.ELEVATOR	361 924	323 319	525 656	440 311	326 022	234 510
743 PUMPS NES,CENTRIFUGS ETC	1 687 820	1 453 795	3 064 590	2 602 763	1 903 693	1 384 944
1 AIR,VACUUM PUMP,COMPRESS	587 065	549 757	1 026 444	906 044	637 349	482 144
2 FANS,COOKER HOODS W.FAN	197 777	144 193	306 595	230 163	190 564	122 409
5 CENTRIFUGES NES	16 762	14 032	80 993	69 180	50 711	36 939
6 MACHS.FILTER GAS,LIQUIDS	411 865	331 462	918 957	726 476	570 519	386 546
8 PARTS,AIR PUMPS,FANS ETC	255 331	237 172	342 992	294 180	213 061	156 628
9 PART,CENTRIFUGE,FILT.ETC	219 020	177 179	388 609	376 720	241 489	200 278
744 MECHANICAL HANDLNG EQUIP	2 624 961	1 915 729	2 498 544	1 875 132	1 557 658	999 134
1 WORK TRUCKS,TRACTORS,ETC	786 081	536 840	646 905	473 196	404 839	252 566
2 PULLEY TACKLE,WINCHS,ETC	47 212	37 100	69 172	59 110	42 678	31 521
3 DERRICKS; CRANES ETC.	481 560	281 401	382 728	218 912	238 828	116 575
4 JACKS,HOISTS FOR VEHICLE	166 088	143 520	138 329	113 704	86 475	60 451
7 GOODS ETC.ELEVATORS ETC.	156 996	109 931	258 524	191 847	161 052	102 292
8 LIFTING ETC.MACHINES NES	160 755	143 435	248 783	215 832	155 081	114 890
9 PARTS,HOISTS,LIFTS EQUIP	826 269	663 502	754 103	602 531	488 705	320 839
745 OTH.NONELEC MCH,TOOL,NES	689 995	580 935	2 084 764	1 749 369	1 297 342	931 420
1 NON-ELEC HAND TOOL,PARTS	53 837	40 237	259 647	213 240	161 319	113 415
2 INDUS WASHNG,BOTTLNG MCH	173 904	128 836	856 251	679 213	534 198	361 967
3 WEIGHING MCH,WEIGHTS,PTS	65 172	64 238	194 393	190 471	121 434	101 463
6 SPRAYING MACHINERY ETC.	201 240	163 047	468 556	401 836	290 533	213 502
9 OTH.NON-ELECT MACH,PARTS	195 842	184 577	305 917	264 609	189 858	141 073
746 BALL OR ROLLER BEARINGS	881 639	805 371	1 816 388	1 619 862	1 126 670	863 496
1 BALL BEARINGS	367 514	336 013	952 241	844 520	591 110	450 368
2 TAPERD ROLLER BEARNG ETC	134 106	126 080	226 061	204 617	140 048	109 006
3 SPHERICAL ROLLER BEARNGS	71 054	62 764	143 124	125 016	88 797	66 757
4 NEEDLE ROLLER BEARINGS	13 767	16 357	61 948	70 069	38 294	37 292
5 OTHER CYL.ROLLER BEARING	33 592	28 399	101 656	79 120	63 027	42 237
8 OTHR.BALL,ROLLER BEARING	15 867	11 932	42 608	33 374	26 447	17 727
9 PARTS,BALL,ROLLR BEARING	245 739	221 826	288 750	263 146	178 947	140 109
747 TAPS,COCKS,VALVES,ETC.	814 282	674 509	2 062 100	1 770 670	1 280 722	941 956
1 PRESSURE-REDUCING VALVES	28 125	18 663	119 196	83 429	73 889	44 410
2 OLEOHYDRAULIC ETC.VALVES	41 033	36 349	248 590	228 151	154 263	121 428
3 CHECK VALVES	13 465	9 751	40 397	28 856	25 126	15 405
4 SAFETY, RELIEF VALVES	22 467	18 336	81 498	69 342	50 488	36 834
8 TAPS,COCKS,VALVE.ETC.NES	530 505	435 735	1 228 515	1 052 351	763 793	559 599

4 IMPORTS AND EXPORTS (SPECIAL TRADE) BY GROUPS AND SUBGROUPS OF THE SITC-REV. III
4.1 IMPORTS

GROUP / SUBGROUP	1990 DT = 100 KG	1989	1990 1 000 DM	1989	1990 1 000 \$	1989
7479 PARTS FOR TAPS,COCKS,ETC	178 687	155 675	343 904	308 541	213 163	164 280
748 TRANSMISSIONS SHAFTS ETC	1 417 806	1 218 055	1 489 937	1 329 747	923 936	707 931
1 TRANSMISSN SHAFTS,CRANKS	308 185	305 137	213 490	201 593	132 936	107 298
2 BEARING HOUSNG,SHFT BRNGS	171 279	116 344	190 805	175 312	118 175	93 486
3 ARTICULTD LINK CHAIN,PTS	148 206	117 440	95 867	75 375	59 176	40 035
4 GEAR,GEAR BOX,PARTS,ETC.	177 873	148 685	388 961	333 473	240 992	177 580
5 FLYWHEELS AND PULLEYS	164 243	149 371	102 454	87 953	63 653	46 769
6 CLUTCHES,SHAFT COUPLINGS	15 182	14 315	48 247	47 106	29 944	25 059
9 PART,NES,SHAFTS,ETC.	432 838	366 763	450 113	408 935	279 060	217 694
749 NON-ELECT MACH.PARTS,ETC	424 777	381 972	1 118 340	959 455	694 753	511 096
1 MOULDNGS FOR MTL.FOUNDRY	211 913	179 735	753 060	622 856	467 777	331 844
2 GASKETS,ETC.	14 426	11 717	72 390	73 270	44 903	38 940
9 MACH PARTS,NON-ELECT NES	198 438	190 520	292 890	263 329	182 073	140 312
751 OFFICE MACHINES	411 247	332 479	2 042 661	1 842 866	1 277 285	980 357
1 TYPEWRITRS,WD-PROC MACHS	57 931	47 668	216 047	194 823	135 641	103 826
2 CALCULATNG,ACCTG,ETC.MCH	63 818	50 224	415 621	396 163	260 160	211 014
3 PHOTO,THERMOCOPY APPARAT	247 836	204 549	1 170 837	1 060 131	731 377	562 827
9 OTHER OFFICE MACHINE NES	41 662	30 038	240 156	191 749	150 107	102 490
752 AUTOMATC.DATA PROC.EQUIP	871 304	737 871	14 305 145	12 994 663	8 919 579	6 942 268
1 ANALOG OR HYBRID COMPUTR	954	1 253	19 353	27 962	12 031	14 912
2 DIGITAL COMPUTERS	60 736	60 779	1 239 129	1 189 365	770 997	634 761
3 DIGTL PROC.STORAGE UNITS	212 456	164 347	5 154 124	4 502 892	3 219 817	2 410 797
6 INPUT OR OUTPUT UNITS	407 903	318 270	3 748 774	3 160 897	2 336 646	1 686 567
7 STORAGE UNITS,DATA PROC.	109 532	95 986	2 555 890	2 323 787	1 593 213	1 240 426
9 DATA PROC EQUIPMENT,NES	79 723	97 236	1 587 875	1 789 760	986 875	954 805
759 PARTS,FOR OFFICE MACHINS	524 128	431 656	7 560 710	7 796 376	4 693 933	4 152 484
1 PARTS,OF COPYING MACHINE	163 509	144 184	873 569	851 867	542 049	453 275
9 PARTS,DATA PROC. ETC.MCH	360 619	287 472	6 687 141	6 944 509	4 151 884	3 699 209
761 TELEVISION RECEIVERS ETC	1 483 126	833 887	4 521 793	2 677 108	2 846 765	1 432 263
1 COLOUR TELEVISN RECEIVER	1 471 909	811 700	4 493 151	2 635 758	2 828 954	1 410 284
2 BLACK,WHITE TV RECEIVERS	11 217	22 187	28 642	41 350	17 811	21 979
762 RADIO-BROADCAST RECEIVER	728 111	482 764	2 403 439	1 874 621	1 502 357	1 001 159
1 MOTOR VEH.RADIO RECEIVER	95 662	74 117	883 552	740 613	548 421	394 013
2 PORTABLE RADIO RECEIVERS	273 236	174 931	668 750	500 797	418 174	267 837
8 OTHER RADIO RECEIVERS	359 213	233 716	851 137	633 211	535 762	339 309
763 SOUND RECORDER,PHONOGRPH	295 044	283 980	1 657 206	1 871 760	1 040 060	998 731
764 TELECOMM.EQUIP.PARTS NES	1 069 011	859 721	7 015 997	6 389 247	4 376 856	3 404 229
1 LINE TELEPHONE ETC.EQUIP	85 787	70 412	1 212 681	1 092 134	755 855	581 223
2 MICROPH,LOUDSPKRS,AMPLIF	440 587	373 376	943 697	859 573	590 962	458 194
3 TV,RADIO TRANSMITTRS ETC	19 129	10 824	262 605	277 101	163 507	147 511
8 TELECOMMUN.EQUIPMENT,NES	32 754	28 627	1 542 894	1 396 659	961 535	744 541
9 PARTS,TELECOMMUN. EQUIPT	490 754	376 482	3 054 120	2 763 780	1 904 997	1 472 760
771 ELECT POWER MACHNY,PARTS	639 797	543 375	1 531 973	1 333 377	952 167	710 114
1 TRANSFORMERS, ELECTRICAL	215 995	178 431	360 313	324 059	224 110	172 636
2 OTH.ELEC POWER MACH,PART	423 802	364 944	1 171 660	1 009 318	728 057	537 478
772 ELEC.SWITCH.RELAY.CIRCUT	738 880	623 431	5 368 809	4 794 965	3 329 550	2 550 914
773 ELECTR DISTRIBT.EQPT NES	2 230 182	1 729 467	2 664 707	2 264 731	1 656 176	1 205 559
1 INSULTD WIRE,ETC.CONDUCTR	2 144 717	1 649 963	2 435 783	2 051 417	1 514 000	1 082 112
2 ELECTRC.INSULATING EQUIP	85 465	79 504	228 924	213 314	142 176	113 447
774 ELECTRO-MEDCL,XRAY EQUIP	57 442	48 105	1 007 399	923 017	627 327	490 683
1 ELECTRO-MEDICAL EQUIPMNT	17 158	13 615	393 893	396 455	245 192	210 595
2 X-RAY APPARATUS ETC.PART	40 284	34 490	613 506	526 562	382 135	280 088
775 DOM.ELEC,NON-ELEC.EQUIPT	3 381 018	2 719 705	3 884 289	3 325 589	2 428 640	1 770 997
1 HOUSEHOLD LAUNDRY EQUIPT	721 574	564 748	476 295	375 588	298 230	200 427
2 DOM.REFRIGERATRS,FREEZRS	969 562	631 683	808 878	525 651	507 475	279 441
3 DOMESTIC DISHWASHNG MACH	58 594	46 438	63 303	46 774	39 413	24 959
4 ELEC.SHAVERS,CLIPPERS,PTS	13 480	11 461	138 836	123 326	86 287	65 635
7 DOM.ELECT-MECHANICL APPL	363 774	288 634	635 281	513 121	397 500	273 613
8 ELECTRO-THERMIC APPL NES	1 254 014	1 176 741	1 761 696	1 741 129	1 099 735	926 922
776 TRANSISTORS,VALVES,ETC.	550 310	541 742	7 025 474	7 335 910	4 351 706	3 899 760
1 TV PICTURE TUBES,CRT,ETC	341 732	329 253	412 895	418 622	257 426	222 859
2 OTH.ELECTRONC VALV,TUBES	98 383	107 026	376 746	409 123	233 902	217 695
3 DIODES,TRANSISTORS ETC.	45 088	43 333	1 241 623	1 232 203	769 986	654 972
4 ELECTRONIC MICROCIRCUITS	53 549	51 337	4 790 357	5 061 833	2 964 178	2 690 592
8 ELCTRN COMP PTS,CRYSTALS	11 558	10 793	203 853	214 129	126 214	113 642
778 ELECTRIC.MACH. APPART.NES	3 842 341	3 308 642	7 417 872	6 496 747	4 615 191	3 461 528
1 BATTERIES,ACCUMULATORS	1 062 111	837 821	881 159	773 160	550 958	411 883
2 ELECTRIC LAMPS,BULBS ETC	244 897	232 555	594 579	592 082	369 345	315 533
3 AUTOMOTIVE ELECTRC.EQUIP	670 547	604 419	1 265 202	1 156 483	784 221	615 829
4 ELECTRO-MECH.HAND TOOLS	201 196	162 241	648 860	525 561	404 818	280 227
6 ELECTRICAL CAPACITORS	69 458	63 330	747 897	687 160	464 451	365 630
7 ELEC MCH WTH INDIV FUNCT	320 110	232 015	1 961 973	1 655 446	1 224 306	883 561
8 ELECT MACHNERV,EQUIP,NES	1 274 022	1 176 261	1 318 202	1 106 855	817 092	588 865
781 PASS.MOTOR VEHCLS.EX.BUS	17 647 746	13 514 413	27 322 886	20 369 602	17 088 111	10 854 846

4 IMPORTS AND EXPORTS (SPECIAL TRADE) BY GROUPS AND SUBGROUPS OF THE SITC-REV. III
4.1 IMPORTS

GROUP / SUBGROUP	1990 DT = 100 KG	1989	1990 1 000 DM	1989	1990 1 000 \$	1989
7811 SNOW VEHCL.,GOLF CARS ETC	1 179	918	1 878	2 244	1 165	1 183
2 PASS.TRANSPORT VEHICLES	17 646 567	13 513 495	27 321 008	20 367 358	17 086 946	10 853 663
782 GOODS,SPCL TRANSPORT VEH	3 172 740	2 215 429	4 014 180	2 803 574	2 520 287	1 493 665
1 GOODS VEHICLES	2 950 269	2 045 237	3 730 758	2 595 109	2 343 076	1 382 372
2 SPECIAL PURPOSE VEHICLES	222 471	170 192	283 422	208 465	177 211	111 293
783 ROAD MOTOR VEHICLES NES	384 671	191 759	467 703	271 240	294 001	144 863
1 PUB-TRANSPORT PASS VEHCL	111 394	74 997	179 931	151 805	112 340	81 102
2 ROAD TRACTOR, SEMITRAILER	273 277	116 762	287 772	119 435	181 661	63 761
784 PARTS,TRACTORS,MOTOR VEH	11 390 108	10 047 758	11 673 300	10 424 422	7 260 876	5 546 806
1 MOTOR VEHICLE CHASSIS	223 733	139 193	280 786	170 841	174 543	91 257
2 MOTOR VEHICLE BODIES	129 758	84 531	146 330	90 981	81 886	48 428
3 OTHER PARTS,MOTOR VEHICL	11 036 617	9 824 034	11 246 184	10 162 600	6 994 447	5 407 121
785 CYCLES,MOTORCYCLES ETC.	1 027 310	810 129	1 993 141	1 573 307	1 230 849	836 999
1 MOTORCYCLES ETC.	279 968	256 276	740 264	666 387	454 372	355 483
2 BICYCLES ETC.,NON-MOTORZD	248 461	144 731	462 125	287 027	286 114	152 421
3 INVALID CARRIAGES,PARTS	498 881	409 122	790 752	619 893	490 363	329 095
786 TRAILERS, SEMI-TRAILR,ETC	1 923 393	1 431 147	953 257	687 346	595 835	365 900
1 HOUSING,CAMPING, TRAILERS	85 628	85 800	99 829	94 763	61 654	50 646
2 TRAILERS,TRANSPORT GOODS	645 414	336 113	403 102	216 341	253 739	115 051
3 TRANSPORT CONTAINERS	514 437	427 651	101 327	97 226	63 373	51 764
8 OTH.NONMOTR VEH,TRLR PTS	677 914	581 583	348 999	279 016	217 069	148 439
791 RAILWAY VEHICLES.EQUIPNT	357 369	208 064	227 916	162 699	142 233	86 174
0 CPL IND PLANT CHAPTER 86	-	-	-	-	-	-
1 ELEC.LOCOS NON-SELF-GENR	126	1 833	161	1 705	100	911
2 OTHR.LOCOMOTIVES,TENDERS	7 857	9 211	1 636	2 240	1 027	1 181
6 SLF-PROP.RAIL,TRAM.COACH	1 091	943	12 091	406	8 114	207
7 RAIL,TRAM.COACH,ETC.N.SP	49 458	6 839	5 305	12 338	3 467	6 377
8 RAIL,TRAM.FRGHT CARS ETC	116 988	50 224	47 864	25 716	28 908	13 371
9 RAIL.TRACK FIXTURES,PRTS	181 849	139 014	160 859	120 294	100 617	64 127
792 AIRCRAFT,ASSOCTD.EQUIPNT	239 415	207 680	15 565 953	15 518 977	9 652 548	8 265 447
1 HELICOPTERS	686	530	63 784	38 502	40 240	20 381
2 AIRCRFT ETC.ULW <=2000KG	2 699	2 683	45 996	37 593	29 113	19 868
3 AIRCRFT,ULW 2001-15000KG	4 713	3 190	370 811	301 521	230 087	161 613
4 AIRCRFT ETC.ULW >15000KG	89 811	83 464	10 530 796	10 806 953	6 524 747	5 754 961
5 SPACECRAFT ETC.LAUNCH VEH	-	-	-	-	-	-
8 AIRCRAFT NES,ASSOC EQUIP	5 004	2 469	188 310	98 205	117 016	52 667
9 PARTS,NES,AIRCRAFT,EQUIP	136 502	115 344	4 366 256	4 236 203	2 711 345	2 255 957
793 SHIP,BOAT,FLOAT.STRUCTRS	3 759 455	1 882 697	822 015	522 645	513 816	277 128
1 YACHTS,SPORTS VESSELS,ETC	172 991	157 465	394 622	337 061	242 446	177 783
2 SHIPS,BOATS,OTHR.VESSELS	2 054 194	1 597 274	356 485	171 731	226 858	92 023
3 VESSELS,OTH.FLOAT.STRUCT	1 493 871	2	56 132	17	35 487	9
5 SPEC.PURPOSE VESSELS ETC	20 023	112 297	5 235	5 706	3 157	3 019
7 TUGS AND PUSHER CRAFT	5 516	536	1 888	129	1 116	70
9 OTHR.FLOATING STRUCTURES	12 860	15 123	7 653	8 001	4 742	4 224
800 CPL IND PLANT CHAP 90/94	-	-	-	-	-	-
811 PREFABRICATED BUILDINGS	1 171 484	747 296	359 972	223 708	224 920	118 860
812 PLUMBNG,SANITRY,EQPT.ETC	2 333 547	1 972 764	991 070	817 063	619 030	435 339
1 BOILRS,RADIATRS,ETC.N.EL	1 787 079	1 553 089	783 434	657 997	489 796	350 631
2 CERAMIC PLUMBNG FIXTURES	546 468	419 675	207 636	159 066	129 234	84 708
813 LIGHTNG FIXTURES ETC.NES	700 227	583 514	1 172 261	1 012 626	731 786	539 213
1 LAMPS,LIGHT FITTINGS NES	501 827	410 221	920 407	787 165	574 910	419 042
2 ILLUMINATED SIGNS ETC.	6 167	5 138	18 980	16 459	11 900	8 754
8 PARTS,PORTABLE ELEC LAMP	411	435	3 398	2 279	2 092	1 211
9 PARTS,LIGHT FITTING,SIGNS	191 822	167 720	229 476	206 723	142 884	110 206
821 FURNITURE,CUSHIONS,ETC.	10 076 658	8 692 496	6 721 015	5 810 503	4 183 783	3 097 331
1 CONVERTIBLE SEATS,PARTS	2 612 445	2 233 917	2 196 785	1 895 115	1 366 764	1 009 664
2 MATTRESSES, ETC.	384 419	338 669	385 877	323 880	239 575	172 695
3 METAL FURNITURE NES	865 855	705 067	531 303	445 554	331 308	237 269
5 FURNITURE,NES,OF WOOD	4 655 458	4 131 689	2 786 493	2 455 533	1 735 956	1 308 854
7 FURNITURE NES,OTHR.MATRL	156 410	134 137	118 026	112 094	73 199	59 633
8 PARTS,MTL,WOOD FURNITURE	1 402 071	1 149 017	702 531	578 327	436 981	308 216
831 TRUNK,SUIT-CASES,BAG,ETC	721 202	596 975	1 516 917	1 331 302	945 596	708 280
1 HANDBAGS,NES	111 335	90 808	465 360	415 371	289 768	221 285
2 TRUNKS, SUIT-CASES,ETC.	224 873	196 730	312 373	278 977	194 831	148 456
3 TRAVEL SET,TOILT,SEW,ETC	5 059	5 227	8 807	9 352	5 541	4 968
9 TRAVEL GOODS NES	379 935	304 210	730 377	627 602	455 456	333 571
841 MENS,BOYS CLOTHNG,X-KNIT	1 662 643	1 388 095	7 242 674	5 991 647	4 508 852	3 191 550
1 OVERCOATS, OUTERWEAR,ETC.	249 882	220 078	1 252 513	1 135 941	784 558	603 258
2 SUITS AND ENSEMBLES	113 016	97 298	497 677	427 017	309 218	227 559
3 JACKETS AND BLAZERS	126 906	117 303	857 790	744 630	593 537	397 002
4 TROUSERS,BREECHES,ETC.	726 850	597 087	2 636 235	2 185 047	1 638 416	1 153 374
5 SHIRTS	417 087	327 933	1 803 840	1 431 417	1 184 253	763 690
6 UNDERWEAR,NIGHTWEAR ETC.	28 902	28 396	94 619	87 595	58 870	46 667
842 WOMEN,GIRL CLOTHNG,XKNIT	1 572 792	1 323 439	9 360 752	7 950 271	5 806 127	4 232 816
1 OVERCOATS,OTH.COATS ETC.	311 007	239 791	1 704 444	1 340 766	1 065 267	711 671

4 IMPORTS AND EXPORTS (SPECIAL TRADE) BY GROUPS AND SUBGROUPS OF THE SITC-REV. III
4.1 IMPORTS

GROUP / SUBGROUP	1990 DT = 100 KG	1989	1990 1 000 DM	1989	1990 1 000 \$	1989
8422 SUITS AND ENSEMBLES	122 626	107 904	719 371	684 493	443 915	364 803
3 JACKETS	147 932	148 683	1 066 540	993 328	664 576	529 635
4 DRESSES	58 962	58 605	484 483	477 421	298 683	254 264
5 SKIRTS & DIVIDED SKIRTS	187 047	167 023	1 154 175	1 028 420	713 806	547 937
6 TROUSERS, BREECHES ETC.	435 018	336 939	1 943 390	1 523 000	1 201 860	810 756
7 BLOUSES, SHIRT-BLOUSE, ETC.	265 616	224 028	2 105 409	1 756 542	1 303 350	935 918
8 UNDERWEAR, NIGHTWEAR ETC.	44 584	40 466	182 940	146 301	114 670	77 932
843 MENS, BOYS CLOTHING, KNIT	265 186	239 850	912 539	837 132	565 560	445 922
1 OVERCOATS, OUTERWEAR ETC.	5 795	4 872	33 036	34 358	20 892	18 243
2 SUITS, JACKETS, TROUSERS, ETC.	29 622	29 195	123 691	125 607	76 799	66 827
7 SHIRTS, MENS BOYS, KNIT	78 542	74 645	298 932	285 666	182 577	152 194
8 UNDERWEAR, NIGHTWEAR ETC.	151 227	131 138	456 880	391 501	285 292	208 658
844 WOMEN, GIRLS CLOTHING, KNIT	523 746	433 336	2 173 899	1 832 792	1 353 613	975 429
1 OVERCOATS, OTH. COATS ETC.	10 021	6 256	48 821	34 095	31 002	18 089
2 SUITS, DRESSES, SKIRTS ETC.	228 247	188 029	992 692	827 323	618 534	440 006
7 BLOUSES, SHIRT-BLOUSE, ETC.	68 794	65 129	323 298	306 468	198 993	163 245
8 UNDERWEAR, NIGHTWEAR ETC.	216 684	173 922	809 088	664 906	505 084	354 089
845 OTHR. TEXTILE APPAREL, NES	1 782 477	1 497 677	8 255 831	7 082 671	5 146 404	3 772 151
1 BABIES' GARMENTS, CLTHS ACC	107 355	83 817	434 252	342 917	270 257	182 485
2 GARMENT, FELT, TXTL FABRIC	41 776	34 989	156 851	148 090	97 196	78 769
3 JERSEYS, PULLOVERS, ETC. KNIT	769 486	662 685	4 122 402	3 599 040	2 591 946	1 915 915
4 T-SHIRTS, OTHR. VESTS KNIT	459 412	361 870	1 658 897	1 330 660	1 016 937	709 212
5 BRASSIERES, CORSETS, ETC.	41 072	40 432	434 745	390 922	270 635	208 071
6 SWIMWEAR	18 067	14 042	219 133	174 096	133 699	93 546
8 OTH. GARMENTS, NOT KNITTED	157 157	150 572	625 572	619 341	388 339	329 876
9 OTHER GARMENTS KNITTED	188 152	149 270	603 979	477 605	377 395	254 277
846 CLOTHING ACCESSORIES, FABRIC	495 177	426 808	1 663 112	1 529 450	1 036 827	814 759
1 ACCESSORIES, NOT KNITTED	70 329	63 453	442 693	427 329	275 731	227 663
2 HOSIERY, ETC. KNITTED	378 030	322 980	1 074 794	970 027	669 927	516 890
9 OTH. MADE-UP CLOTH. ACCESS	46 818	40 375	145 625	132 094	91 169	70 206
848 CLOTHING, NONTEXTILE; HEADGEAR	563 350	497 414	2 515 002	2 267 758	1 572 016	1 206 480
1 LEATHER APPAREL, ACCESSORIES	304 700	232 743	1 820 884	1 473 171	1 138 915	783 846
2 PLASTIC, RUBBER, APPAREL, ETC.	193 709	211 799	227 473	276 987	141 166	147 538
3 ARTICLES, ACCESSORIES, FUR	16 788	15 978	246 714	330 121	155 176	175 590
4 HEADGEAR, FITTINGS, NES	48 153	36 894	219 931	187 479	136 759	99 506
851 FOOTWEAR	2 092 537	1 874 023	7 188 431	6 453 082	4 463 837	3 431 571
1 FOOTWEAR, W. METAL TOE-CAP	52 808	39 035	119 139	89 158	74 299	47 489
2 SPORTS FOOTWEAR	231 092	201 689	591 736	549 718	367 249	292 137
3 FOOTWEAR, NES, RUBBER, PLST	246 481	204 695	442 449	354 410	276 660	188 289
4 OTH. FOOTWEAR, LTHR. UPPERS	1 130 159	1 039 999	4 890 521	4 396 911	3 035 193	2 337 640
5 OTH. FOOTWEAR, TEXTILE UPPERS	230 326	201 027	389 424	355 416	240 748	189 060
7 FOOTWEAR, NES	12 110	9 827	21 947	18 036	13 832	9 530
9 PARTS FOOTWEAR, ETC.	189 561	177 751	733 215	689 433	455 856	367 426
871 OPTICAL INSTRUMENTS, NES	26 330	22 093	494 924	519 181	308 782	276 545
1 BINOCULARS, TELESCOPE ETC	6 815	6 800	60 348	66 398	37 737	35 634
3 NON-OPTIC. MICROSCOPE ETC	1 677	1 864	44 996	49 927	28 093	26 666
4 COMPOUND OPTIC. MICROSCOPES	4 523	4 058	68 534	65 904	42 714	35 077
9 LIQ. CRYSTAL DEVICES; LASERS	13 315	9 371	321 046	336 952	200 238	179 168
872 MEDICAL INSTRUMENTS, NES	274 527	216 093	1 821 688	1 634 571	1 133 920	870 479
1 DENTAL INSTRUMENTS, NES	8 053	7 095	120 281	95 472	75 066	50 929
2 OTHR. MEDICAL INSTRUMENTS	195 968	158 154	1 448 395	1 320 835	900 914	703 154
3 THERAPEUTIC APPARATUS	28 572	27 248	137 274	141 753	85 404	75 527
4 MEDICAL, BARBER'S FURNITURE	41 934	23 596	115 738	76 511	72 536	40 869
873 METERS, COUNTERS, NES	53 671	41 340	249 361	220 351	155 024	117 156
1 GAS, LIQUID, ELECTR. METERS	39 043	26 777	104 246	82 651	65 013	43 977
2 REV. COUNTERS, METERS ETC.	14 628	14 563	145 115	137 700	90 011	73 179
874 MEASURE, CONTROL INSTRUMENT	403 385	362 832	5 829 498	5 703 609	3 624 548	3 037 815
1 COMPASSES, SURVEY INSTRUMENT	6 854	6 606	369 127	390 770	230 339	208 195
2 DRAWING, MEASURING INSTRUMENT	128 934	112 567	1 399 114	1 401 463	868 339	747 195
3 GAS, LIQ. MEAS. CONTROL INST	46 184	41 159	555 755	512 274	345 586	272 697
4 INSTRUMENTS, ANALYSIS ETC	36 980	29 685	998 884	934 066	622 996	497 931
5 MEAS. CONTROL, SCI INSTR. NES	45 403	48 685	503 594	477 066	313 153	254 169
6 AUTOMATIC CONTROL INSTRUMENT	96 270	88 699	941 060	833 374	584 658	443 075
7 OSCILLOSCOPES, ETC.	36 144	29 665	968 015	1 071 909	600 831	570 568
9 PARTS, MACH, INSTRUMENT, NES	6 616	5 766	93 949	82 687	58 646	43 985
881 PHOTOGRAPH APPAR. ETC. NES	119 216	103 040	1 373 718	1 313 177	857 524	699 406
1 CAMERAS, FLASH EQUIP, ETC	50 709	40 575	873 238	848 837	546 834	452 153
2 CINE. CAMERAS, PROJECT. ETC	4 726	3 569	41 292	34 907	25 813	18 530
3 PHOTO, CINE. EQUIPMENT NES	63 781	58 896	459 188	429 433	284 877	228 723
882 PHOTO, CINEMATOPH. SUPPL	944 261	852 777	2 478 636	2 440 679	1 537 963	1 298 257
1 PHOTO CHEM. GOODS, RETAIL	325 465	330 859	395 990	411 071	245 505	218 637
2 PHOTO FILM FLAT UNEXPOSED	147 130	136 188	622 487	610 703	386 629	325 127
3 PHOTO FILM ROLL UNEXPOSED	135 505	136 037	859 161	879 280	532 695	467 425
4 PHOTO PAPER ETC. UNEXPOSED	330 409	243 850	475 592	423 107	295 159	225 056
5 PHOTO FILM, EXPOSED, UNDEVELOPED	2 874	3 099	10 295	9 169	6 348	4 867
6 PHOTO FILM, EXPOSED DEVELOPED	2 878	2 744	115 111	107 349	71 627	57 145
883 CINE. FILM EXPOSED, DEVELOPED	3 100	2 519	41 681	36 323	25 993	19 390
1 CINE FILM, 35MM+, DEVELOPED	2 963	2 416	37 609	32 608	23 449	17 420
9 OTH. CINE FILM EXPOSED, DEVELOPED	137	103	4 072	3 715	2 550	1 970
884 OPTICAL GOODS, NES	39 429	34 192	1 046 320	976 970	650 099	519 979

4 IMPORTS AND EXPORTS (SPECIAL TRADE) BY GROUPS AND SUBGROUPS OF THE SITC-REV. III
4.1 IMPORTS

GROUP / SUBGROUP	1990 DT = 100 KG	1989	1990 1 000 DM	1989	1990 1 000 \$	1989
7811 SNOW VEHCL,GOLF CARS ETC 2 PASS.TRANSPORT VEHICLES	1 179 17 646 567	918 13 513 495	1 878 27 321 008	2 244 20 367 358	1 165 17 086 946	1 183 10 853 663
782 GOODS,SPCL TRANSPORT VEH	3 172 740	2 215 429	4 014 180	2 803 574	2 520 287	1 493 665
1 GOODS VEHICLES	2 950 269	2 045 237	3 730 758	2 595 109	2 343 076	1 382 372
2 SPECIAL PURPOSE VEHICLES	222 471	170 192	283 422	208 465	177 211	111 293
783 ROAD MOTOR VEHICLES NES	384 671	191 759	467 703	271 240	294 001	144 863
1 PUB-TRANSPORT PASS VEHCL	111 394	74 997	179 931	151 805	112 340	81 102
2 ROAD TRACTOR,SEMITRAILER	273 277	116 762	287 772	119 435	181 661	63 761
784 PARTS,TRACTORS,MOTOR VEH	11 390 108	10 047 758	11 673 300	10 424 422	7 260 876	5 546 806
1 MOTOR VEHICLE CHASSIS	223 733	139 193	280 786	170 841	174 543	91 257
2 MOTOR VEHICLE BODIES	129 758	84 531	146 330	90 981	91 886	48 428
3 OTHER PARTS,MOTOR VEHICL	11 036 617	9 824 034	11 246 184	10 162 600	6 994 447	5 407 121
785 CYCLES,MOTORCYCLES ETC.	1 027 310	810 129	1 993 141	1 573 307	1 230 849	836 999
1 MOTORCYCLES ETC.	279 968	256 276	740 264	666 387	454 372	355 483
2 BICYCLES ETC.NON-MOTORZD	248 461	144 731	462 125	287 027	286 114	152 421
3 INVALID CARRIAGES,PARTS	498 881	409 122	790 752	619 893	490 363	329 095
786 TRAILERS,SEMI-TRAILR,ETC	1 923 393	1 431 147	953 257	687 346	595 835	365 900
1 HOUSING,CAMPING,TRAILERS	85 628	85 800	99 829	94 763	61 654	50 646
2 TRAILERS,TRANSPORT GOODS	645 414	336 113	403 102	216 341	253 739	115 051
3 TRANSPORT CONTAINERS	514 437	427 651	101 327	97 226	83 373	51 764
8 OTH.NONMOTR VEH,TRLR PTS	677 914	581 583	348 999	279 016	217 069	148 439
791 RAILWAY VEHICLES.EQUIPNT	357 369	208 064	227 916	162 699	142 233	86 174
0 CPL IND PLANT CHAPTER 86	-	-	-	-	-	-
1 ELEC.LOCOS NON-SELF-GENR	126	1 833	161	1 705	100	911
2 OTHR.LOCOMOTIVES,TENDERS	7 857	9 211	1 636	2 240	1 027	1 181
6 SLF-PROP.RAIL,TRAM.COACH	1 091	943	12 091	406	8 114	207
7 RAIL,TRAM.COACH,ETC.N.SP	49 458	6 839	5 305	12 338	3 467	6 377
8 RAIL,TRAM.FRGMT CARS ETC	116 988	50 224	47 864	25 716	28 908	13 371
9 RAIL.TRACK FIXTURES,PRTS	181 849	139 014	160 859	120 294	100 617	64 127
792 AIRCRAFT,ASSOCTD.EQUIPNT	239 415	207 680	15 565 953	15 518 977	9 652 548	8 265 447
1 HELICOPTERS	686	530	63 784	38 502	40 240	20 381
2 AIRCRFT ETC.ULW <=2000KG	2 699	2 683	45 996	37 593	29 113	19 868
3 AIRCRFT,ULW 2001-15000KG	4 713	3 190	370 811	301 521	230 087	161 613
4 AIRCRFT ETC.ULW >15000KG	89 811	83 464	10 530 796	10 806 953	6 524 747	5 754 961
5 SPACECRAFT ETC.LAUNCH VEH	-	-	-	-	-	-
8 AIRCRAFT NES,ASSOC EQUIP	5 004	2 469	188 310	98 205	117 016	52 667
9 PARTS,NES,AIRCRAFT,EQUIP	136 502	115 344	4 366 256	4 236 203	2 711 345	2 255 957
793 SHIP,BOAT,FLOAT.STRUCTRS	3 759 455	1 882 697	822 015	522 645	513 816	277 128
1 YACHTS,SPORTS VESSLS,ETC	172 991	157 465	394 622	337 061	242 446	177 783
2 SHIPS,BOATS,OTHR.VESSELS	2 054 194	1 597 274	356 485	171 731	226 858	92 023
3 VESSELS,OTH.FLOAT.STRUCT	1 493 871	2	56 132	17	35 497	9
5 SPEC.PURPOSE VESSELS ETC	20 023	112 297	5 235	5 706	3 157	3 019
7 TUGS AND PUSHER CRAFT	5 516	536	1 888	129	1 116	70
9 OTHR.FLOATING STRUCTURES	12 860	15 123	7 653	8 001	4 742	4 224
800 CPL IND PLANT CHAP 90/94	-	-	-	-	-	-
811 PREFABRICATED BUILDINGS	1 171 484	747 296	359 972	223 708	224 920	118 860
812 PLUMBNG,SANITRY,EQPT.ETC	2 333 547	1 972 764	991 070	817 063	619 030	435 339
1 BOILRS,RADIATRS,ETC.N.EL	1 787 079	1 553 089	783 434	657 997	489 796	350 631
2 CERAMIC PLUMBNG FIXTURES	546 468	419 675	207 636	159 066	129 234	84 708
813 LIGHTNG FIXTURES ETC.NES	700 227	583 514	1 172 261	1 012 626	731 786	539 213
1 LAMPS,LIGHT FITTINGS NES	501 827	410 221	920 407	787 165	574 910	419 042
2 ILLUMINATED SIGNS ETC.	6 167	5 138	18 980	16 459	11 900	8 754
8 PARTS,PORTABLE ELEC LAMP	411	435	3 398	2 279	2 092	1 211
9 PARTS,LIGHT FITTING,SIGNS	191 822	167 720	229 476	206 723	142 884	110 206
821 FURNITURE,CUSHIONS,ETC.	10 076 658	8 692 496	6 721 015	5 810 503	4 183 783	3 097 331
1 CONVERTIBLE SEATS,PARTS	2 612 445	2 233 917	2 196 785	1 895 115	1 366 764	1 009 664
2 MATTRESSES, ETC.	384 419	338 669	385 877	323 880	239 575	172 695
3 METAL FURNITURE NES	865 855	705 067	531 303	445 554	331 308	237 269
5 FURNITURE,NES,OF WOOD	4 655 458	4 131 689	2 786 493	2 455 533	1 735 956	1 309 554
7 FURNITURE NES,OTHR.MATRL	156 410	134 137	118 026	112 094	73 199	59 633
8 PARTS,MTL,WOOD FURNITURE	1 402 071	1 149 017	702 531	578 327	436 981	308 216
831 TRUNK,SUIT-CASES,BAG,ETC	721 202	596 975	1 516 917	1 331 302	945 596	708 280
1 HANDBAGS,NES	111 335	90 808	465 360	415 371	289 768	221 285
2 TRUNKS, SUIT-CASES,ETC.	224 873	196 730	312 373	278 977	194 831	148 456
3 TRAVEL SET,TOILT,SEW,ETC	5 059	5 227	8 807	9 352	5 541	4 968
9 TRAVEL GOODS NES	379 935	304 210	730 377	627 602	455 456	333 571
841 MENS,BOYS CLOTHNG,X-KNIT	1 662 643	1 388 095	7 242 674	5 991 647	4 508 852	3 191 550
1 OVERCOATS,OUTERWEAR,ETC.	249 882	220 078	1 252 513	1 135 941	784 558	603 258
2 SUITS AND ENSEMBLES	113 016	97 298	497 677	427 017	309 218	227 559
3 JACKETS AND BLAZERS	126 906	117 303	857 790	744 630	533 537	397 002
4 TROUSERS,BREECHES,ETC.	726 850	597 087	2 636 235	2 165 047	1 638 416	1 153 374
5 SHIRTS	417 087	327 333	1 903 840	1 431 417	1 184 253	763 690
6 UNDERWEAR,NIGHTWEAR ETC.	28 902	28 396	94 619	87 595	58 870	46 667
842 WOMEN,GIRL CLOTHNG,XKNIT	1 572 792	1 323 439	9 360 752	7 950 271	5 806 127	4 232 916
1 OVERCOATS,OTH.COATS ETC.	311 007	239 791	1 704 444	1 340 766	1 065 267	711 671

4 IMPORTS AND EXPORTS (SPECIAL TRADE) BY GROUPS AND SUBGROUPS OF THE SITC-REV. III
4.1 IMPORTS

GROUP / SUBGROUP	1990 DT = 100 KG	1989	1990 1 000 DM	1989	1990 1 000 \$	1989
8422 SUITS AND ENSEMBLES	122 626	107 904	719 371	684 493	443 915	364 803
3 JACKETS	147 932	148 683	1 066 540	993 328	664 576	529 635
4 DRESSES	58 962	58 605	484 483	477 421	298 683	254 264
5 SKIRTS & DIVIDED SKIRTS	187 047	167 023	1 154 175	1 028 420	713 806	547 937
6 TROUSERS, BREECHES ETC.	435 018	336 939	1 943 390	1 523 000	1 201 860	810 756
7 BLOUSES, SHIRT-BLOUSE, ETC.	265 616	224 028	2 105 409	1 756 542	1 303 350	935 918
8 UNDERWEAR, NIGHTWEAR ETC.	44 584	40 466	182 940	146 301	114 670	77 932
843 MENS, BOYS CLOTHING, KNIT	265 186	239 850	912 539	837 132	565 560	445 922
1 OVERCOATS, OUTERWEAR ETC.	5 795	4 872	33 036	34 358	20 892	18 243
2 SUITS, JACKETS, TROUSERS ETC.	29 622	29 195	123 691	125 607	76 799	66 827
7 SHIRTS, MENS BOYS, KNIT	78 542	74 645	298 932	285 666	182 577	152 194
8 UNDERWEAR, NIGHTWEAR ETC.	151 227	131 138	456 880	391 501	285 292	208 658
844 WOMEN, GIRLS CLOTHING, KNIT	523 746	433 336	2 173 899	1 832 792	1 353 613	975 429
1 OVERCOATS, OTH. COATS ETC.	10 021	6 256	48 821	34 095	31 002	18 089
2 SUITS, DRESSES, SKIRTS ETC.	228 247	188 029	992 632	827 323	618 534	440 006
7 BLOUSES, SHIRT-BLOUSE, ETC.	68 794	65 129	323 298	306 468	198 993	163 245
8 UNDERWEAR, NIGHTWEAR ETC.	216 684	173 922	809 088	664 906	505 084	354 089
845 OTHR. TEXTILE APPAREL, NES	1 782 477	1 497 677	8 255 831	7 082 671	5 146 404	3 772 151
1 BABIES' GARMENTS, CLTHS ACC	107 355	83 817	434 252	342 917	270 257	182 485
2 GARMENT, FELT, TXTL FABRIC	41 776	34 989	156 851	148 090	97 196	78 769
3 JERSYS, PULLOVS, ETC. KNIT	769 486	662 685	4 122 402	3 599 040	2 591 946	1 915 915
4 T-SHIRTS, OTHR. VESTS KNIT	459 412	361 870	1 658 897	1 330 660	1 016 937	709 212
5 BRASSIERES, CORSETS, ETC.	41 072	40 432	434 745	390 922	270 635	208 071
6 SWIMWEAR	18 067	14 042	219 133	174 096	133 699	93 546
8 OTH. GARMENTS, NOT KNITTED	157 157	150 572	625 572	619 341	388 339	329 876
9 OTHER GARMENTS KNITTED	188 152	149 270	603 979	477 605	377 395	254 277
846 CLOTHING ACCESSORS, FABRIC	495 177	426 808	1 663 112	1 529 450	1 036 827	814 759
1 ACCESSORIES, NOT KNITTED	70 329	63 453	442 693	427 329	275 731	227 663
2 HOSIERY, ETC. KNITTED	378 030	322 980	1 074 794	970 027	669 927	516 890
9 OTH. MADE-UP CLOTH. ACCESS	46 818	40 375	145 625	132 094	91 169	70 206
848 CLOTHING, NONTEXTILE, HEADGEAR	563 350	497 414	2 515 002	2 267 758	1 572 016	1 206 480
1 LEATHER APPAREL, ACCESSORS	304 700	232 743	1 820 884	1 473 171	1 138 915	783 846
2 PLASTIC, RUBBER, APPAREL, ETC.	193 709	211 799	227 473	276 987	141 166	147 538
3 ARTICLES, ACCESSORIES, FUR	16 788	15 978	246 714	330 121	155 176	175 590
4 HEADGEAR, FITTINGS, NES	48 153	36 894	219 931	187 479	136 759	99 506
851 FOOTWEAR	2 092 537	1 874 023	7 188 431	6 453 082	4 463 837	3 431 571
1 FOOTWEAR, W. METAL TOE-CAP	52 808	39 035	119 139	89 158	74 299	47 489
2 SPORTS FOOTWEAR	231 092	201 689	591 736	549 718	367 249	292 137
3 FOOTWEAR, NES, RUBBER, PLST	246 481	204 695	442 449	354 410	276 660	188 289
4 OTH. FOOTWEAR, LTHR. UPPERS	1 130 159	1 039 999	4 890 521	4 396 911	3 035 193	2 337 640
5 OTH. FOOTWEAR, TEXTILE UPPR	230 326	201 027	389 424	355 416	240 748	189 060
7 FOOTWEAR, NES	12 110	9 827	21 947	18 036	13 832	9 530
9 PARTS FOOTWEAR, ETC.	189 561	177 751	733 215	689 433	455 856	367 426
871 OPTICAL INSTRUMENTS, NES	26 330	22 093	494 924	519 181	308 782	276 545
1 BINOCULARS, TELESCOPE ETC	6 815	6 800	60 348	66 398	37 737	35 634
3 NON-OPTIC. MICROSCOPE ETC	1 677	1 864	44 996	49 927	28 093	26 666
4 COMPOUND OPTIC. MICROSCOPES	4 523	4 058	68 534	65 904	42 714	35 077
9 LIQ. CRYSTAL DEVS; LASERS	13 315	9 371	321 046	336 952	200 238	179 168
872 MEDICAL INSTRUMENTS NES	274 527	216 093	1 821 688	1 634 571	1 133 920	870 479
1 DENTAL INSTRUMENTS NES	8 053	7 095	120 281	95 472	75 066	50 929
2 OTHR. MEDICAL INSTRUMENTS	195 968	158 154	1 448 395	1 320 835	900 914	703 154
3 THERAPEUTIC APPARATUS	28 572	27 248	137 274	141 753	85 404	75 527
4 MEDICAL, BARBER'S FURNITRE	41 934	23 596	115 738	76 511	72 536	40 869
873 METERS, COUNTERS, NES	53 671	41 340	249 361	220 351	155 024	117 156
1 GAS, LIQUID, ELECTR. METERS	39 043	26 777	104 246	82 651	65 013	43 977
2 REV. COUNTERS, METERS ETC.	14 628	14 563	145 115	137 700	90 011	73 179
874 MEASURE, CONTROL INSTRMNT	403 385	362 832	5 829 498	5 703 609	3 624 548	3 037 815
1 COMPASSES, SURVEY INSTRMNT	6 854	6 606	369 127	390 770	230 339	208 195
2 DRAWING, MEASURG. INSTRMNT	128 934	112 567	1 399 114	1 401 463	868 339	747 195
3 GAS, LIQ. MEAS. CONTRL. INST	46 184	41 159	555 755	512 274	345 586	272 687
4 INSTRUMENTS, ANALYSIS ETC	36 980	29 685	998 884	934 066	622 996	497 931
5 MEAS. CONTRL. SCI. INST. NES	45 403	48 685	503 594	477 066	313 153	254 169
6 AUTOMATIC CONTROL INSTRMT	96 270	88 699	941 060	833 374	584 658	443 075
7 OSCILLOSCOPES, ETC.	36 144	29 665	968 015	1 071 909	600 831	570 568
9 PARTS, MACH, INSTRMNT, NES	6 616	5 766	93 949	82 687	58 646	43 985
881 PHOTOGRAPH APPAR. ETC. NES	119 216	103 040	1 373 718	1 313 177	857 524	699 406
1 CAMERAS, FLASH EQUIPT, ETC	50 709	40 575	873 238	848 837	546 834	452 153
2 CINE. CAMERAS, PROJECT. ETC	4 726	3 569	41 292	34 907	25 813	18 530
3 PHOTO. CINE. EQUIPMENT NES	63 781	58 896	459 188	429 433	284 877	228 723
882 PHOTO. CINEMATOGRPH. SUPPL	944 261	852 777	2 478 636	2 440 679	1 537 963	1 298 257
1 PHOTO CHEM. GOODS, RETAIL	325 465	330 859	395 990	411 071	245 505	218 637
2 PHOTO FILM FLAT UNEXPOSD	147 130	136 188	622 487	610 703	386 629	325 127
3 PHOTO FILM ROLL UNEXPOSD	135 505	136 037	859 161	879 280	532 695	467 425
4 PHOTO PAPER ETC. UNEXPOSD	330 409	243 850	475 592	423 107	295 159	225 056
5 PHOTO FILM, EXPOSD, UNDEVD	2 874	3 099	10 295	9 169	6 348	4 867
6 PHOTO FILM, EXPOSD, DEVD	2 878	2 744	115 111	107 349	71 627	57 145
883 CINE. FILM EXPOSD. DEVELOPD	3 100	2 519	41 681	36 323	25 993	19 390
1 CINE FILM, 35MM+, DEVELOPED	2 963	2 416	37 609	32 608	23 443	17 420
9 OTH. CINE FILM EXPOSD, DEVD	137	103	4 072	3 715	2 550	1 970
884 OPTICAL GOODS NES	39 429	34 192	1 046 320	976 970	650 099	519 979

4 IMPORTS AND EXPORTS (SPECIAL TRADE) BY GROUPS AND SUBGROUPS OF THE SITC-REV. III
4.1 IMPORTS

GROUP / SUBGROUP	1990 DT = 100 KG	1989	1990 1 000 DM	1989	1990 1 000 \$	1989
8841 OPTIC.FIBR.LENS ETC.UNMNT	14 261	11 188	267 779	258 748	166 257	137 653
2 SPECTACLES AND FRAMES	17 479	15 816	473 840	426 901	293 981	227 183
3 LENSES,PRISMS,ETC.MOUNTD	7 689	7 188	304 701	291 321	189 861	155 143
885 WATCHES AND CLOCKS	106 049	86 417	1 584 073	1 440 570	989 109	766 714
891 ARMS AND AMMUNITION	86 268	63 276	276 664	172 054	171 592	92 045
1 ARMD.FIGHT.VEHCL,WEAPONS	2 267	1 226	27 863	23 534	17 360	12 542
2 BOMB,MINES,MISSL.AMM.ETC	71 260	54 799	160 473	89 727	99 225	48 175
3 NON-MILITARY ARMS	7 759	4 832	55 295	40 603	34 424	21 663
9 PARTS,ACCESSORY.OF WEAPON	4 982	2 415	33 033	18 190	20 583	9 665
892 PRINTED MATTER	2 866 553	2 287 937	2 160 076	1 937 621	1 348 201	1 032 797
1 PRINTED BOOKS,GLOBES ETC	812 976	619 122	794 355	706 790	495 151	376 623
2 NEWSPAPER,PERIODICAL,ETC	666 368	549 554	376 588	330 595	234 809	176 021
4 POSTCARDS,TRANSFERS ETC.	43 172	39 219	117 236	103 257	73 000	54 985
8 PRINTED MATTER, NES	1 344 037	1 080 042	871 897	796 979	545 241	425 168
893 ARTICLES,NES,OF PLASTICS	5 372 121	4 296 302	4 222 964	3 576 855	2 630 258	1 903 649
1 PLASTIC CONTAINERS ETC.	2 158 393	1 711 403	1 218 569	1 022 332	759 190	544 540
2 BUILDING MATERIALS, PLASTICS	589 415	441 432	549 034	454 923	342 493	241 766
3 PLASTIC FLR,WALL,COVERING	1 172 751	991 377	769 823	658 232	473 392	350 283
9 PLASTIC ARTICLES NES	1 451 562	1 152 090	1 695 538	1 441 368	1 055 183	767 060
894 BABY CARRIAGE,TOYS,GAMES	1 916 638	1 674 844	3 090 504	2 752 078	1 933 871	1 465 086
1 BABY CARRIAGES,PARTS,NES	65 545	45 022	71 209	52 992	44 417	28 126
2 CHILDREN'S TOYS	998 495	819 522	1 584 222	1 378 256	991 430	734 071
3 FUMFART, TABLE GAME ARTCL	220 108	172 468	485 370	362 579	306 404	193 489
4 FESTIVE ARTICLES ETC.NES	140 032	121 610	208 724	194 745	132 768	103 315
6 FAIRGROUND AMUSEMENTS ETC	27 417	23 013	31 677	23 324	19 645	12 456
7 SPORTS GOODS	465 041	453 209	709 302	740 182	439 207	393 629
895 OFFICE,STATIONERY SUPPLS	269 267	205 057	624 043	506 037	387 867	270 175
1 BASE METAL OFFICE SUPPLS	102 662	71 486	67 468	49 229	42 144	26 195
2 PENS,PENCILS,FOUNTN.PENS	78 594	63 775	277 829	232 467	172 616	123 761
9 OTH.OFFICE,STATNRY.SUPPL	88 011	69 796	278 746	224 341	173 107	120 219
896 WORKS OF ART,ANTIQUE ETC	36 951	39 602	797 213	759 863	496 284	405 562
1 HAND PAINTINGS,DRAWING ETC	4 859	4 052	351 656	326 170	217 888	174 483
2 ORIGINAL PRINTS ETC.	338	302	39 117	36 176	24 384	19 277
3 ORIGINAL SCULPTURES ETC.	5 238	4 450	57 357	62 883	35 539	33 302
4 STAMPS FOR PHILATELY	2 426	2 590	136 012	123 287	84 927	65 634
5 COLLECTIONS SCIENTIFC.ETC	1 844	2 811	89 302	85 522	56 112	45 718
6 ANTIQUES OVER 100YRS OLD	22 246	25 397	123 769	125 825	77 434	67 148
897 GOLD,SILVERWARE,JEWL NES	31 835	26 033	1 248 923	1 103 143	781 492	587 997
898 MUSICAL INSTRUMENTS,ETC.	1 126 424	912 355	3 653 784	3 276 352	2 284 356	1 746 039
1 STRING MUSICAL INSTRUMNT	39 997	40 374	81 232	84 003	50 743	44 824
2 MUSICAL INSTRUMENTS NES	79 919	63 142	347 622	321 448	218 250	172 080
4 MAGNETIC TAPE,UNRECORDED	627 289	512 196	1 263 040	1 120 903	787 551	596 736
5 OTH.BLANK RECORDING MEDIA	76 414	70 114	337 500	368 606	210 090	195 770
6 MAGNETIC TAPES, RECORDED	58 440	36 284	289 647	251 882	181 565	134 235
7 OTHER RECORDED MEDIA	222 207	171 361	1 263 879	1 065 058	792 043	568 042
9 PARTS,MUSICAL INSTRUMENT	22 158	18 884	70 864	64 452	44 114	34 252
899 MISC MANUFCTRD GOODS NES	1 338 661	1 114 261	1 993 921	1 810 833	1 240 452	963 765
1 CARVED/MOULDLED GOODS NES	7 177	6 608	29 822	32 638	18 547	17 367
2 ARTIFICIAL FLOWERS ETC.	92 968	75 748	186 015	158 494	115 368	84 152
3 CANDLES,MATCHES,ETC.	531 661	419 765	351 646	301 351	220 410	160 454
4 UMBRELLAS,WALKING-STICKS	202 417	167 174	200 768	185 823	124 740	99 650
6 ARTIFICIAL AIDS,DISABLED	10 370	9 271	592 465	542 139	368 062	288 873
7 BASKETS,BROOMS,BRUSH,ETC	376 709	336 350	267 139	250 526	165 834	133 368
8 SMALLWARES,TOILETRS NES	80 144	67 103	270 531	235 938	168 192	125 413
9 MANUFACTURED GOODS,NES.	37 215	32 242	95 535	102 824	59 299	54 488
911 MAIL NOT CLASSED BY KIND ¹⁾	-	-	-	-	-	-
931 SPEC.TRANSACT.NOT CLASSD ²⁾	4 557 845	5 143 457	10 632 415	12 197 854	6 587 291	6 491 525
941 COMPL IND PLANT CHAPT 99	-	-	-	-	-	-
961 COIN NONGOLD NONCURRENT ¹⁾	1 334	927	118 989	98 247	74 193	52 604
971 GOLD,NOT-MONTRY EXCL ORES	4 847	4 179	2 187 195	2 027 402	1 360 170	1 079 528
972 MONETARY GOLD,GOLD COINS ¹⁾	80	67	202 800	193 700	125 488	104 450
TOTAL	3 744 358 480	3 546 818 231	550 627 705	506 464 705	342 608 529	269 680 360

1) SEE INTRODUCTION, CIPHER 2.3.

2) INCL. COMPLETE INDUSTRIAL PLANT N.E.S.

4 IMPORTS AND EXPORTS (SPECIAL TRADE) BY GROUPS AND SUBGROUPS OF THE SITC-REV. III
4.2 EXPORTS

GROUP / SUBGROUP	1990 DT = 100 KG	1989	1990 1 000 DM	1989	1990 1 000 \$	1989
001 LIVE ANIMALS	2 724 926	2 183 345	952 834	1 035 716	594 186	551 344
1 BOVINE ANIMALS, LIVE	1 487 488	1 407 781	538 073	669 213	335 499	355 944
2 SHEEP AND GOATS, LIVE	209 088	90 265	55 580	34 945	34 913	18 596
3 SWINE, LIVE	686 410	445 058	214 862	190 248	134 304	101 387
4 POULTRY, LIVE	278 832	162 938	69 615	57 293	43 255	30 572
5 EQUINE SPECIES, LIVE	60 691	74 897	59 278	68 792	36 656	36 738
9 LIVE ANIMALS, NES	2 417	2 406	15 426	15 225	9 559	8 107
011 BOVINE MEAT	5 772 712	5 639 285	2 942 983	2 900 146	1 826 387	1 539 009
1 BOVINE MEAT,FRSH,CHILLED	3 159 635	3 053 234	2 048 599	2 214 826	1 275 244	1 175 699
2 BOVINE MEAT, FROZEN	2 613 077	2 586 051	894 384	685 320	551 143	363 310
012 OTHER MEAT, MEAT OFFAL	2 422 327	1 763 460	896 057	668 051	558 661	355 192
1 MEAT OF SHEEP OR GOATS	26 877	19 503	16 627	14 417	10 370	7 691
2 MEAT OF SWINE	1 644 970	918 927	649 446	411 276	405 067	218 813
3 POULTRY, MEAT AND OFFAL	278 433	312 927	96 873	88 834	60 215	47 166
4 MEAT OF HORSES,MULES,ETC	945	1 107	471	516	291	275
5 EDIBLE OFFAL	440 865	479 892	100 897	115 095	62 636	61 189
9 MEAT,EDIBLE OFFAL, NES	30 237	31 004	31 743	37 913	20 082	20 058
016 MEAT,ED.OFFL,DRY,SLT,SMK	169 646	175 876	121 919	126 398	75 510	67 008
1 PIGMEAT, DRY, SALT, SMOKED	161 596	173 863	120 757	125 473	74 780	66 523
8 OTH.MEAT, OFF.DRY,SMK,SLT	8 050	2 013	1 162	925	730	485
017 MEAT, OFFL.PRPD, PRSVD, NES	549 276	441 147	409 101	354 591	254 291	188 424
1 EXTRACT, JUICE MEAT, FISH	926	814	1 900	1 556	1 178	825
2 SAUSAGE OF MEAT, OFFL.ETC	271 933	230 863	205 978	182 297	127 868	96 920
3 LIVER,PREPRD,PRSVD,NES	6 021	4 541	5 869	5 263	3 677	2 788
4 POULTRY,PRPRD,PRSVD,NES	92 949	76 814	78 926	63 089	49 128	33 480
5 PORK,PREPRD,PRSVD,NES	103 094	105 679	81 398	86 745	50 678	46 068
6 BOV.MEAT,PRPD,PRSVD,NES	72 410	20 855	33 414	14 175	20 755	7 562
9 OTH.MEAT,PRPD,PRSVD,NES	1 943	1 581	1 616	1 466	1 007	781
022 MILK AND CREAM	22 541 055	25 745 888	3 107 333	4 160 661	1 925 794	2 210 219
1 MILK EX.CONCENTD.SWEETND	13 645 715	15 862 137	1 033 291	1 287 178	642 927	685 207
2 MILK CONCENTD.,SWEETENED	5 477 858	7 026 619	1 591 293	2 463 812	984 016	1 307 611
3 MILK PRODUCTS	1 324 457	983 875	352 468	256 329	218 190	135 740
4 WHEY, MILK PRODUCTS NES	2 093 025	1 873 357	130 281	153 342	80 661	81 661
023 BUTTER,OTHER FAT OF MILK	755 656	1 059 342	358 341	507 676	220 729	270 713
024 CHEESE AND CURD	3 179 008	3 153 704	2 009 173	2 062 101	1 243 907	1 096 716
1 CHEESE, POWDERED, GRATED	4 503	7 271	5 038	8 545	3 110	4 520
2 PROCESSED CHEESE, WHOLE	526 155	573 352	368 257	393 352	227 595	209 497
3 BLUE-VEINED CHEESE	91 024	85 023	87 124	80 720	54 206	43 070
9 OTHER CHEESE; CURD	2 557 326	2 488 058	1 548 754	1 579 484	958 996	839 629
025 EGGS,BIRDS,YOLKS,ALBUMIN	601 958	546 879	142 975	133 252	88 754	71 024
1 BIRDS' EGGS, IN SHELL	512 512	453 427	101 357	94 136	62 838	50 245
2 BIRD EGGS UNSHELLED;YOLKS	62 449	60 960	24 495	19 734	15 355	10 488
3 EGG ALBUMIN	26 997	33 192	17 123	19 382	10 561	10 291
034 FISH,FRESH,CHILLED,FROZN	790 060	842 740	323 814	311 567	200 543	165 536
1 FISH,FRESH,CHILLED,WHOLE	117 424	89 870	60 043	52 165	37 044	27 742
2 FISH,FROZEN EX.FILLETS	276 932	344 208	51 809	51 539	32 379	27 523
4 FISH FILLETS, FROZEN	338 457	346 573	190 484	183 377	117 832	97 255
5 FISH FILLETS,FRSH,CHILLD	57 247	62 089	21 478	24 486	13 288	13 016
035 FISH, DRIED, SALTED, SMOKED	41 309	34 034	28 023	25 994	17 572	13 880
1 FISH,DRIED,SALTED	8 887	14 969	5 824	8 372	3 677	4 470
2 FISH SALTED OR IN BRINE	14 900	3 189	8 178	464	5 135	249
3 FISH, SMOKED	6 002	6 090	11 434	14 314	7 158	7 635
4 FISH LIVER,ROE,DRD,SMKD.	1 337	1 674	1 587	1 959	988	1 058
5 FISH MEAL, FIT FOR FOOD	10 183	8 112	1 000	885	614	468
036 CRUSTACEANS,MOLLUSCS ETC	142 151	94 745	45 485	44 868	28 369	23 784
1 CRUSTACEANS, FROZEN	22 622	24 418	27 911	25 029	17 460	13 360
2 CRUSTACEANS, NOT FROZEN	13 920	22 448	11 228	14 632	6 932	7 698
3 MOLLUSCS	105 609	47 879	6 346	5 207	3 977	2 726
037 FISH ETC.PREPRD,PRSVD,NES	615 369	554 041	364 399	342 487	226 801	182 485
1 FISH,PREPRD,PRSVD,NES	574 315	520 916	340 742	305 433	211 899	162 742
2 CRUSTACEA,MOLL.C.PRPD,NES	41 054	33 125	23 657	37 054	14 902	19 743
041 WHEAT, MESLIN, UNMILLED	21 463 241	39 993 605	811 609	1 364 644	497 757	720 211
1 DURUM WHEAT, UNMILLED	22 450	69 556	948	2 653	580	1 404
2 OTH.WHEAT,MESLIN,UNMILLED	21 440 791	39 924 049	810 661	1 361 991	497 177	718 807
042 RICE	330 121	319 025	52 423	51 093	32 506	27 199
1 RICE IN THE HUSK	852	269	185	71	110	32
2 RICE HUSKED	19 697	18 514	3 042	2 792	1 873	1 477
3 RICE,MILLED,SEMI-MILLED	309 572	300 242	49 196	48 230	30 523	25 690
043 BARLEY, UNMILLED	14 672 171	13 781 609	397 707	353 606	244 387	188 569
044 MAIZE UNMILLED	2 261 304	1 338 622	114 412	67 767	73 224	36 180
1 MAIZE SEED	29 180	34 586	12 845	12 211	7 676	6 492
9 MAIZE, OTHER UNMILLED	2 232 124	1 304 036	101 567	55 556	65 548	29 688
045 OTHER CEREALS, UNMILLED	569 511	1 406 403	20 847	54 100	12 932	28 308

4 IMPORTS AND EXPORTS (SPECIAL TRADE) BY GROUPS AND SUBGROUPS OF THE SITC-REV. III
4.2 EXPORTS

GROUP / SUBGROUP	1990 DT = 100 KG	1989	1990 1 000 DM	1989	1990 1 000 \$	1989
0451 RYE, UNMILLED	399 720	975 961	12 725	34 890	8 028	18 215
2 OATS, UNMILLED	158 731	418 001	6 705	17 776	4 136	9 335
3 GRAIN SORGHUM, UNMILLED	511	1 209	28	73	17	41
9 BUCKWHEAT ETC. UNMILLED	10 549	11 232	1 189	1 361	751	717
046 MEAL, FLOUR OF WHEAT, MSLN	4 867 443	4 544 731	204 937	236 078	126 990	125 932
1 FLOUR OF WHEAT, MESLIN	4 664 821	4 389 992	188 072	220 523	116 554	117 673
2 GROATS, MEAL, PELLTS, WHEAT	202 622	154 739	16 865	15 555	10 436	8 259
047 OTHER CEREAL MEAL, FLOURS	1 501 062	1 286 691	48 820	52 067	30 173	27 642
1 OTHER CEREAL FLOURS	103 932	90 417	5 928	5 531	3 696	2 931
2 CEREAL GROAT, MEAL, PELLTS	1 397 130	1 196 274	42 892	46 536	26 477	24 711
048 CEREAL PREPARATIONS	6 616 667	6 165 835	1 754 298	1 572 836	1 090 318	836 352
1 CEREAL GRAINS, PREPRD NES	792 099	812 197	274 912	268 386	170 738	142 906
2 MALT, INCL. MALT FLOUR	2 768 729	2 625 730	179 671	166 988	110 394	88 417
3 PASTA, UNCOOKED, UNPREPRD.	167 408	136 346	43 820	30 516	27 207	16 251
4 BREAD, BAKED GOODS	2 658 073	2 402 136	1 195 976	1 081 230	744 746	564 463
5 MIXES, DOUGHS FOR 048.4	230 358	189 426	59 919	45 716	37 233	24 315
054 VEGETABLES	9 915 199	7 664 890	580 483	516 110	359 669	275 914
1 POTATOES, FRESH, CHILLED	7 033 762	5 301 576	134 946	105 960	85 305	56 502
2 LEGUMES, DRIED, SHELLED	180 679	164 967	22 192	23 116	13 542	12 437
4 TOMATOES, FRESH, CHILLED	22 633	24 528	4 950	4 159	3 024	2 240
5 OTH. FRSH, CHLL. VEGETABLES	1 064 884	903 602	88 237	81 302	54 570	43 127
6 VEGETABLES FROZEN	289 729	240 039	48 277	38 303	30 266	20 416
7 VEGETABLES PROV. PRESVRD	42 484	32 618	19 441	13 212	12 104	7 048
8 VEG. PRODUCTS, ROOTS, TUBRS	1 281 028	997 560	262 440	250 058	160 858	134 144
056 VEGETABLES, PRPD, PRSVD, NES	1 559 872	1 491 662	434 211	440 748	268 976	234 712
1 VEGETABLES, DRIED	127 368	112 253	86 998	87 928	53 832	46 858
4 FRUIT, VEG. FLOUR, MEAL, FLK	96 300	40 504	20 852	10 482	13 004	5 585
6 VEGETABLE, UNPICKLED FRZN	364 859	394 945	59 342	69 525	36 720	37 085
7 VEG. PREPARED, PRESVRD, NES	971 345	943 960	267 019	272 813	165 420	145 184
057 FRUIT, NUTS EXCL. OIL NUTS	2 381 618	1 965 983	438 922	380 592	272 353	202 618
1 ORANGES, ETC.	223 446	224 124	23 057	22 336	14 512	12 178
2 OTH. CITRUS, FRESH, DRIED	91 241	172 835	10 602	22 129	6 590	11 775
3 BANANAS, FRESH OR DRIED	545 726	359 038	63 746	38 300	39 314	20 317
4 APPLES, FRESH	659 203	493 337	59 465	38 113	36 985	20 404
5 GRAPES, FRESH OR DRIED	83 649	84 212	18 579	17 431	11 685	9 219
6 FIGS, FRESH OR DRIED	10 287	5 640	4 533	2 161	2 937	1 156
7 EDIBLE NUTS FRESH, DRIED	295 957	262 964	142 975	150 805	89 052	80 585
9 FRUIT, FRESH, DRIED, NES	472 109	357 833	115 965	89 317	71 278	46 984
058 FRUIT, PRESERVED, PREPARED	1 258 624	1 156 908	444 183	404 124	275 996	215 121
1 JAMS, JELLIES, MARMALADES	199 818	209 397	49 481	53 301	30 710	28 348
2 FRUIT, NUTS PROV. PRESVRD	11 450	8 777	2 283	1 907	1 398	1 004
3 FRUIT, NUTS, FROZEN	305 324	245 690	66 989	59 272	41 342	31 558
9 FRUIT, NUTS, PRSVD, PPD, NES	742 032	693 044	325 430	289 644	202 546	154 211
059 FRUIT, VEGETABLE JUICES	3 503 280	3 313 526	601 612	547 400	372 292	291 222
1 ORANGE JUICE	1 316 279	1 078 503	211 744	169 846	130 847	90 658
2 GRAPEFRUIT JUICE	95 926	74 626	18 554	13 622	11 477	7 262
3 JUICE, OTHER CITRUS FRUIT	24 656	16 222	5 988	4 191	3 692	2 240
9 JUICES, OTHER THAN CITRUS	2 066 419	2 144 175	365 326	359 741	226 276	191 062
061 SUGARS, MOLASSES, HONEY	15 385 120	13 273 968	1 106 600	915 535	690 686	489 164
1 SUGARS, BEET OR CANE, RAW	355 479	316 794	19 878	14 392	11 969	7 581
2 OTHER BEET, CANE SUGAR	11 667 742	10 041 693	825 254	634 490	516 673	339 681
5 MOLASSES	1 209 976	701 360	18 895	11 746	11 909	6 297
6 NATURAL HONEY	154 933	157 832	47 525	48 491	29 512	25 893
9 OTHER SUGARS	1 996 990	2 056 289	195 048	206 416	120 623	109 712
062 SUGAR CONFECTIONERY	759 277	705 994	348 775	318 141	217 082	169 257
1 FRUIT, ETC. PRSVD. BY SUGAR	1 929	2 481	1 408	1 717	885	905
2 SUGAR CONFECTIONERY	757 348	703 513	347 367	316 424	216 197	168 352
071 COFFEE, COFFEE SUBSTITUTE	1 647 593	1 576 771	989 983	1 247 057	614 134	663 467
1 COFFEE, NOT ROASTED	975 097	912 314	338 022	501 974	208 641	266 274
2 COFFEE, ROASTED	464 568	466 671	301 525	361 040	187 929	192 669
3 EXTRACTS, ETC. OF COFFEE	207 928	197 786	350 436	384 043	217 564	204 524
072 COCOA	1 102 940	1 021 180	418 944	455 331	260 271	242 649
1 COCOA BEANS	12 686	8 005	2 668	1 735	1 666	923
2 COCOA POWDER, UNSWEETENED	375 892	343 150	90 470	91 971	56 135	49 018
3 COCOA PASTE	314 757	301 809	114 868	126 700	71 706	67 436
4 COCOA BUTTER, FAT OR OIL	319 097	311 840	209 802	233 600	130 053	124 560
5 COCOA SHELLS, HUSKS, SKINS	80 508	56 376	1 136	1 525	711	712
073 CHOCOLATE, OTH. COCOA PREP	1 506 563	1 286 350	908 384	789 945	569 689	421 892
1 COCOA POWDER, SWEETENED	75 894	42 279	31 445	16 112	19 629	8 584
2 OTH. COCOA PREP. OVER 2KG.	232 799	228 748	89 507	97 793	55 660	52 175
3 OTH. COCOA PREP. LESS 2KG.	448 793	317 520	302 012	220 603	189 304	117 944
9 FOOD PREP. WITH COCOA, NES	749 077	697 803	485 420	455 437	305 096	243 189
074 TEA AND MATE	90 840	62 629	84 514	62 583	52 712	33 334
1 TEA	87 318	61 609	79 855	61 143	49 756	32 576
3 MATE; EXTRACTS, ETC. OF TEA	3 522	1 020	4 659	1 440	2 956	758
075 SPICES	115 801	95 171	96 548	80 221	59 717	42 557
1 PEPPER, DRY, CRUSHD, GROUND	50 050	43 499	30 612	28 546	18 976	15 203

4 IMPORTS AND EXPORTS (SPECIAL TRADE) BY GROUPS AND SUBGROUPS OF THE SITC-REV. III
4.2 EXPORTS

GROUP / SUBGROUP	1990 DT = 100 KG	1989	1990 1 000 DM	1989	1990 1 000 \$	1989
0752 SPICES, EX. PEPPER, PIMENTO	65 751	51 672	65 936	51 675	40 741	27 354
081 ANIMAL FEED STUFF	41 318 787	34 494 145	2 005 015	2 084 644	1 246 226	1 111 911
1 HAY, FODDER, GREEN OR DRY	2 644 363	2 415 481	36 495	41 213	22 700	21 924
2 BRAN, SHARPS, OTH. RESIDUES	2 350 325	1 842 222	61 824	53 591	38 472	28 588
3 OIL-CAKE, OILSEED RESIDUE	16 587 276	13 642 462	546 661	595 288	340 075	317 356
4 FLR. ETC. MEAT, FSH, AN. FEED	2 782 882	3 428 139	186 419	286 793	114 482	152 696
5 VEGETABLE RESIDUES, WASTE	5 187 835	3 070 799	65 396	50 160	40 945	26 873
9 FOOD WASTE, ANIMAL FEEDS	11 766 106	10 095 042	1 108 220	1 057 599	689 552	564 474
091 MARGARINE AND SHORTENING	824 506	681 438	141 500	125 000	88 248	66 661
098 EDIBLE PROD. PREPRTNS, NES	3 371 501	2 990 045	1 401 753	1 202 264	869 148	639 061
1 HOMOGENIZED FOOD PREPTNS	189 391	136 375	66 162	46 908	40 698	24 924
4 SAUCE, SEASONING, CONDIMENT	717 881	645 245	158 611	143 906	98 251	76 347
5 SOUPS AND BROTHS	103 972	90 708	52 839	44 113	33 013	23 614
6 YEASTS	101 986	79 835	19 089	17 810	11 875	9 451
9 FOOD PREPARATIONS, NES	2 258 271	2 037 882	1 105 052	949 527	685 311	504 725
111 NON-ALCOHOL. BEVERAGE, NES	83 857 204	79 582 689	352 113	321 760	218 007	170 484
112 ALCOHOLIC BEVERAGES	9 042 879	8 657 453	1 729 536	1 749 789	1 075 719	928 159
1 WINE OF FRESH GRAPES	2 837 784	2 944 272	801 578	823 112	500 737	437 443
2 FERMENTED BEVERAGES, NES	88 487	77 729	19 280	16 088	12 134	8 694
3 BEER ETC. MADE FROM MALT	5 827 739	5 302 596	749 669	701 184	464 118	371 287
4 SPIRITS	288 869	332 856	159 009	209 405	98 730	110 735
121 TOBACCO, UNMANUFACTURED	156 001	172 694	86 694	79 252	53 991	42 167
1 TOBACCO, NOT STRIPPED, ETC	51 604	78 403	15 301	18 458	9 512	9 899
2 TOBACCO, STEMMED, STRIPPED	59 010	61 456	62 362	58 328	38 737	30 953
3 TOBACCO REFUSE	45 387	32 835	9 031	2 466	5 742	1 315
122 TOBACCO, MANUFACTURED	751 312	657 430	1 564 459	1 466 303	972 159	780 303
1 CIGARS, CHEROOT, CIGARILLO	3 607	4 494	31 782	34 658	19 769	18 458
2 CIGARETTES CONTG. TOBACCO	656 179	542 393	1 423 282	1 306 563	885 152	695 360
3 OTH. MANUFACTURED TOBACCO	91 526	110 543	109 395	125 082	67 238	66 485
211 HIDES, SKINS (EX. FURS), RAW	1 398 690	1 304 362	468 842	478 536	290 036	255 047
1 BOVINE, EQUINE HIDES, SKIN	1 240 807	1 133 149	411 560	403 348	254 701	215 018
2 WHOLE BOVIN. HIDE <8KG DRY	33 071	52 843	19 348	31 135	11 866	16 581
4 GOAT, KID SKIN, EX. FURSKIN	421	243	332	210	209	110
6 SHEEP SKIN, EXCPT. FURSKIN	70 932	75 781	15 371	27 223	9 482	14 471
7 SHEEP SKIN WITHOUT WOOL	1 688	2 891	1 137	2 353	722	1 253
9 HIDE, SKIN NES, LTHR. WASTE	51 771	39 455	21 094	14 267	13 056	7 614
212 FURSKINS, RAW	1 486	2 692	15 523	27 506	9 510	14 810
1 MINK SKINS, RAW, WHOLE	444	677	10 515	21 435	6 436	11 574
2 OTHER RAW FURSKINS	1 042	2 014	5 005	6 060	3 072	3 230
3 FUR PCS. ETC. FURRIER USE	-	1	3	11	2	6
222 OILSEED (SFT. FIX VEG. OIL)	3 871 892	2 919 225	317 151	278 268	198 973	146 440
1 GROUNDNUTS (PEANUTS)	101 222	72 201	15 408	11 100	9 581	5 887
2 SOYA BEANS	89 345	38 833	5 866	3 931	3 657	2 070
3 COTTON SEEDS	-	38	-	8	-	4
4 SUNFLOWER SEEDS	145 682	130 317	13 319	13 493	8 660	7 240
5 SESAME (SESAMUM) SEEDS	12 390	10 337	3 295	2 725	2 030	1 456
6 RAPE, COLZA, MUSTARD SEEDS	3 522 905	2 667 164	279 214	246 969	175 014	129 762
7 SAFFLOWER SEEDS	348	335	49	42	31	21
223 OILSEED (OTH. FIX. VEG. OIL)	101 358	109 261	13 964	15 456	8 713	8 202
1 COPRA-	259	858	8	57	5	33
2 PALM NUTS, PALM KERNELS	-	-	-	-	-	-
4 LINSEED	17 163	15 469	3 036	2 735	1 849	1 448
5 CASTOR OIL SEEDS	120	80	26	14	16	7
7 OIL SEEDS, ETC. NES	16 926	15 696	4 312	4 149	2 743	2 188
9 FLOUR, MEAL, FROM OILSEEDS	66 890	77 158	6 582	8 501	4 100	4 526
231 NATURAL RUBBER, ETC.	82 122	83 698	17 059	19 526	10 574	10 384
1 NATURAL RUBBER LATEX	13 353	16 485	4 404	5 124	2 762	2 726
2 NATURAL RUBBER EXC. LATEX	68 696	67 157	12 582	14 296	7 768	7 602
3 OTHER NATURAL GUMS	73	56	73	106	44	56
232 SYNTHETIC RUBBER, ETC.	4 066 809	4 028 179	889 913	919 761	551 329	488 489
1 SYNTHETIC RUBBER	3 750 386	3 751 693	866 032	899 445	536 557	477 716
2 RECLMD. UNHD. RUBBER; WASTE	316 423	276 486	23 881	20 316	14 772	10 773
244 CORK, NATURAL, RAW; WASTE	874	1 320	555	527	354	274
245 FUEL WOOD, WOOD CHARCOAL	69 506	81 827	5 824	7 205	3 563	3 795
246 WOOD IN CHIPS, PARTICLES	10 679 964	8 373 622	124 912	99 975	77 914	53 178
1 WOOD IN CHIPS, PARTICLES	3 472 769	2 948 551	39 317	33 834	24 594	17 982
2 SAWDUST, WOOD WASTE, SCRAP	7 207 195	5 425 071	85 595	66 141	53 320	35 196
247 WOOD ROUGH, ROUGH SQUARED	32 262 609	28 654 297	548 847	462 857	343 177	245 882
248 WOOD, SIMPLY WORKED	8 663 086	9 735 549	786 819	790 955	486 410	420 893
1 RAILWAY, TRAMWAY SLEEPERS	134 368	256 617	6 327	11 810	3 869	6 257
2 WOOD, CONIFER, SAWN	5 041 233	5 630 824	375 526	372 766	231 776	198 097

4 IMPORTS AND EXPORTS (SPECIAL TRADE) BY GROUPS AND SUBGROUPS OF THE SITC-REV. III
4.2 EXPORTS

GROUP / SUBGROUP	1990 DT = 100 KG	1989	1990 1 000 DM	1989	1990 1 000 \$	1989
2483 WOOD, CONIF. WORKED, SHAPED	466 258	509 307	105 939	111 063	65 472	59 066
4 WOOD, NON-CONIFER, SAWN	2 887 209	3 228 583	240 725	243 822	149 117	130 061
5 WOOD, NON-CONIF. WRKD, SHPD	134 018	109 118	58 302	51 494	36 176	27 412
251 PULP AND WASTE PAPER	15 687 841	14 554 923	462 460	536 454	285 851	285 231
1 WASTE, SCRAP PAPER, PBOARD	13 976 444	12 726 133	213 790	246 721	132 451	131 272
2 MECHANICAL WOOD PULP	13 408	8 836	886	1 085	570	580
3 CHEM. WOOD PULP, DISSOLVNG	519 128	563 867	64 382	84 519	39 563	44 845
4 CHEM. WOOD PULP, SODA, UNBL	6 831	4 999	919	674	579	369
5 CHEM. WOOD PULP, SODA, BLCH	62 606	116 931	8 687	17 565	5 297	9 267
6 CHEM. WOOD PULP, SULPHITE	979 326	997 035	144 315	153 215	89 192	81 524
9 SEMI-CHEMICAL PULPS	130 088	137 122	29 481	32 675	18 199	17 384
261 SILK	10 283	15 198	68 537	129 240	41 440	68 611
263 COTTON	802 566	776 633	189 020	182 556	117 435	97 206
1 COTTON, NOT CARDED, COMBED	286 580	291 549	90 945	93 716	56 828	49 845
2 COTTON LINTERS	226 592	221 232	53 595	53 267	33 031	28 376
3 COTTON WASTE	282 727	260 652	42 424	34 459	26 302	18 396
4 COTTON, CARDED OR COMBED	6 667	3 200	2 056	1 114	1 274	589
264 JUTE, OTH. TEXTL. BAST FIBR	3 494	6 823	462	467	284	242
1 JUTE, TEXTL. BAST FIBR. RAW	963	1 077	182	112	113	56
9 OTHER JUTE ETC.	2 531	5 746	280	355	171	186
265 VEGETABLE TEXTILE FIBRES	46 357	25 719	4 480	4 057	2 755	2 141
1 FLAX, WASTE FLAX	37 628	16 171	2 593	2 148	1 595	1 132
2 TRUE HEMP, WASTE TRUE HMP	223	181	619	538	379	283
4 SISAL, AGAVE FIBRES, WASTE	3 635	4 374	327	502	203	262
5 ABACA, MANILA HEMP, WASTE	488	538	116	127	70	67
7 COCONUT FIBRE AND WASTE	3 887	4 282	581	574	354	306
8 VEG. TEXTILE FIBRES, NES	496	173	244	168	154	91
266 SYNTHETIC FIBRES	3 402 146	3 231 383	1 215 589	1 236 120	754 543	657 833
267 OTHER MAN-MADE FIBRES	1 098 628	1 079 414	447 771	423 123	277 883	224 975
1 ARTIFICIAL FIBR, SPINNING	670 028	649 170	389 646	364 330	241 736	193 715
2 WASTE, MAN-MADE FIBRES	428 600	430 244	58 125	58 793	36 147	31 260
268 WOOL, OTHER ANIMAL HAIR	329 022	331 894	365 103	450 099	225 988	239 926
1 WOOL, GREASY	44 089	30 730	15 885	13 201	10 078	6 964
2 OTHER WOOL, UNPROCESSED	42 975	47 085	31 884	45 344	19 670	24 188
3 FINE ANIMAL HAIR, UNPROCD	6 202	8 086	20 808	38 549	12 821	20 560
5 HORSEHAIR, CRSE. ANML. HAIR	3 410	3 066	2 545	3 011	1 587	1 616
6 WASTE WOOL, ANIMAL HAIR	60 967	78 424	31 737	41 280	19 533	22 045
7 WOOL, ANIMAL HAIR, CARDED	171 379	164 503	262 244	308 714	162 299	164 553
269 WORN CLOTHING, TEXTL. ARTL	2 128 224	1 900 371	190 737	166 835	118 495	88 793
272 FERTILIZERS, CRUDE	947 893	954 465	23 701	27 153	14 587	14 457
1 ANIMAL, VEG., FERTILIZERS	237 043	192 979	8 373	7 599	5 123	4 035
2 SODIUM NITRATE	203 819	275 132	10 703	14 824	6 607	7 899
3 NATURAL CALC. PHOSPHATES	50 394	50 894	1 093	948	672	503
4 CRUDE NATRL. POTASS. SALTS	456 637	435 460	3 532	3 782	2 185	2 020
273 STONE, SAND AND GRAVEL	284 488 334	256 426 318	477 768	448 751	296 930	238 175
1 BUILDING, DIMENSION STONE	5 514 693	4 552 405	25 600	26 616	15 856	14 083
2 GYPSUM, LIMESTONE ETC.	5 703 128	5 021 602	60 332	59 152	37 475	31 472
3 SANDS, NATRL. NOT MTL. BRNG	114 022 411	100 423 111	126 577	116 439	78 690	61 853
4 GRAVEL, CRUSHD. STONE, AGGR	159 248 102	146 429 200	265 260	246 544	164 909	130 767
274 SULPHUR, UNRSTD. IRON PYRS	7 198 790	6 275 874	133 096	144 353	82 340	76 507
1 SULPHUR, EXCLDNG. PURIFIED	7 186 055	6 260 880	131 311	142 376	81 238	75 457
2 IRON PYRITES, UNROASTED	12 735	14 994	1 785	1 977	1 102	1 050
277 NATURAL ABRASIVES, NES	3 551 702	3 614 127	58 162	77 276	36 081	41 279
1 INDUSTRIAL DIAMONDS	-	28	10 197	13 794	6 310	7 337
2 NATURAL ABRASIVES, NES	3 551 702	3 614 099	47 965	63 482	29 771	33 942
278 OTHER CRUDE MINERALS	130 754 795	122 771 962	841 891	852 983	521 154	453 799
281 IRON ORE, CONCENTRATES	233 522	361 428	1 230	1 895	755	1 012
282 FERROUS WASTE AND SCRAP	50 433 727	48 466 118	1 277 234	1 581 261	795 695	839 029
1 WASTE, SCRAP OF CAST IRON	1 019 902	1 135 402	22 108	27 310	13 824	14 616
2 WASTE, SCRAP, ALLOY STEEL	2 726 677	2 117 704	379 555	524 112	237 336	277 978
3 OTHR. FERROUS WASTE, SCRAP	46 687 148	45 213 012	875 571	1 029 539	544 535	546 435
283 COPPER ORES, CONCENTRATES	16 973	17 934	2 091	2 196	1 275	1 177
1 COPPER ORES, CONCENTRATES	1 297	1 482	184	201	116	104
2 COPPER MATTES, ETC.	15 676	16 442	1 907	1 995	1 159	1 073
284 NICKEL ORES, CONCTR, MATTE	1 553	476	2 197	128	1 325	68
1 NICKEL ORES, CONCENTRATES	124	476	69	84	45	43
2 NICKEL MATTES, SINTRS. ETC	1 429	-	2 128	44	1 280	25
285 ALUMINIUM ORE, CONCTR. ETC	3 137 178	3 185 175	235 281	238 121	145 735	126 791
1 ALUMINIUM ORE, CONCENTRAT	860 187	609 818	19 879	15 086	12 299	8 035

4 IMPORTS AND EXPORTS (SPECIAL TRADE) BY GROUPS AND SUBGROUPS OF THE SITC-REV. III
4.2 EXPORTS

GROUP / SUBGROUP	1990 DT = 100 KG	1989	1990 1 000 DM	1989	1990 1 000 \$	1989
2852 ALUMINA(ALUMINIUM OXIDE)	2 276 991	2 575 357	215 402	223 035	133 436	118 756
286 URANIUM, THORIUM ORES, ETC	21 408	73 868	37	147	22	78
1 URANIUM ORE, CONCENTRATES	21 408	73 868	37	147	22	78
2 THORIUM ORE, CONCENTRATES	-	-	-	-	-	-
287 ORE, CONCENTR. BASE METALS	648 504	1 084 388	67 986	120 231	41 946	63 681
288 NON-FERROUS WASTE, SCRAP	6 933 495	6 385 338	1 103 014	1 303 817	686 257	693 473
1 ASH, RESIDUES METALS NES	2 865 256	2 823 120	210 865	262 382	130 538	139 144
2 OTH. NON-FERR. METAL WASTE	4 068 239	3 562 218	892 149	1 041 435	555 719	554 329
289 PREC. METAL ORES, CONCENTRATES	10 149	15 386	27 955	26 837	17 454	14 291
1 PREC. MTL. ORE, CONCENTRATES	-	5	-	4	-	2
2 PREC. METAL WASTE, SCRAP	10 149	15 381	27 955	26 833	17 454	14 289
291 CRUDE ANIMAL MATERIALS, NES	2 249 011	2 074 022	385 049	436 195	238 727	231 831
1 BONE, HORN, IVORY, CORAL, ETC	1 202 019	1 027 578	41 940	44 260	25 848	23 592
9 OTH. ANIMAL MATERIALS, NES	1 046 992	1 046 444	343 109	391 935	212 879	208 239
292 CRUDE VEG. MATERIALS, NES	1 295 431	1 194 797	926 231	877 726	573 317	469 098
321 COAL, NOT AGGLOMERATED	50 983 315	57 830 343	942 936	1 031 440	583 344	549 731
1 ANTHRACITE, NOT AGGLOMERATED	13 389 590	11 831 291	402 627	398 366	249 862	212 366
2 OTH. COAL, NOT AGGLOMERATED	37 593 725	45 999 052	540 309	633 074	333 482	337 365
322 BRIQUETTES, LIGNITE, PEAT	31 502 192	30 522 801	439 907	437 698	273 121	232 799
1 BRIQUETTES, COAL	2 997 989	3 101 410	90 438	94 200	56 602	49 961
2 LIGNITE	8 740 383	7 727 400	118 976	111 517	74 404	59 414
3 PEAT	19 763 820	19 693 991	230 493	231 981	142 115	123 424
325 COKE, SEMI-COKE, RET. CARBON	23 126 498	45 304 110	789 789	1 268 292	489 213	672 924
333 PETROLEUM OILS, CRUDE	133	602	7	35	5	18
334 PETROLEUM PRODUCTS	92 814 020	83 696 961	3 615 131	3 021 936	2 256 757	1 607 250
1 MOTOR GASOLINE, LIGHT OIL	18 951 437	16 261 065	906 107	895 510	563 570	368 332
2 KEROSENE, MEDIUM OILS	17 119 900	17 348 852	779 936	718 877	489 216	382 027
3 GAS OILS	27 681 910	24 571 371	1 024 901	779 782	640 265	416 082
4 FUEL OILS, NES	25 131 908	21 694 789	433 846	373 779	270 859	199 001
5 LUBRICANTS	3 928 865	3 820 884	470 341	453 988	292 847	241 808
335 RESIDUAL PETROL. PRODUCTS	19 803 196	20 569 849	856 736	864 772	531 698	459 329
1 PETROLEUM JELLY, WAX ETC	2 277 800	2 227 916	269 322	263 824	167 377	140 448
2 MINERAL TARS AND PRODUCTS	3 993 268	4 368 997	148 897	163 749	92 061	87 198
3 MINERAL TAR PITCH, P. COKE	2 481 729	2 356 230	99 300	100 216	61 627	53 273
4 PETROLEUM BITUMEN, COKE, ETC	11 050 399	11 616 706	339 227	336 983	210 633	178 410
342 LIQUEFIED PROPANE, BUTANE	3 293 938	3 728 586	125 094	105 842	77 845	56 522
1 PROPANE, LIQUEFIED	1 268 473	1 472 280	44 057	43 258	27 397	23 204
5 BUTANE, LIQUEFIED	2 025 465	2 256 306	81 037	62 584	50 448	33 318
343 NATURAL GAS	10 673 222	9 377 203	309 603	234 072	192 779	125 686
1 NATURAL GAS, LIQUEFIED	585	226	111	54	72	30
2 NATURAL GAS, GASEOUS	10 672 637	9 376 977	309 492	234 018	192 707	125 656
344 PETROLEUM GASES, NES	1 632 241	1 975 360	45 981	56 615	28 546	30 140
1 ETHYLENE, ETC., LIQUEFIED	765 410	1 157 543	32 148	46 892	20 117	24 949
2 GAS. HYDROCARBON, LIQ., NES	166 235	129 435	8 851	4 906	5 346	2 623
9 GAS. HYDROCARBON, GAS., NES	700 596	688 382	4 982	4 817	3 083	2 568
345 COAL GAS, WATER GAS, ETC.	-	-	-	-	-	-
351 ELECTRIC CURRENT, MWH	16 346 974	14 073 333	1 057 819	863 375	650 556	462 199
411 ANIMAL OILS AND FATS	2 978 783	2 846 237	196 873	221 034	121 868	117 570
1 FAT, OIL, FISH, MAR. MAMMALS	59 852	113 133	5 169	7 895	3 212	4 228
2 LARD, OTH. PIG, POULTRY FAT	898 495	730 386	56 752	55 025	35 255	29 305
3 ANIMAL OIL, FAT, GREASE, NES	2 020 436	2 002 718	134 952	158 114	83 401	84 037
421 FIXED VEG. FAT, OILS, SOFT	8 770 865	9 657 244	706 329	866 185	437 937	460 034
1 SOYA BEAN OIL, FRACTIONS	1 687 953	1 799 372	137 566	161 105	85 361	85 538
2 COTTON SEED OIL, FRACTIONS	819	751	158	170	93	88
3 GROUNDNUT OIL, FRACTIONS	5 293	20 884	1 353	3 351	823	1 770
4 OLIVE OIL ETC.	5 041	4 022	2 651	1 962	1 629	1 037
5 SUNFLOWER SEED OIL, ETC.	503 143	861 751	63 320	109 194	38 955	57 800
6 MAIZE(CORN) OIL, FRACTIONS	133 288	135 832	18 168	18 008	11 173	9 630
7 RAPE, COLZA, MUSTARD OIL	6 429 589	6 830 233	481 972	570 658	298 813	303 238
8 SESAME OIL, FRACTIONS	5 739	4 399	1 741	1 737	1 090	933
422 FIXED VEG. FAT, OILS, OTHER	822 769	874 577	111 042	130 199	68 509	69 369
1 LINSEED OIL, FRACTIONS	295 380	333 400	40 645	47 801	25 060	25 601
2 PALM OIL, FRACTIONS	204 145	174 710	18 211	18 893	11 259	10 047
3 COCONUT OIL, FRACTIONS	216 474	270 341	24 272	34 885	14 993	18 489
4 PALM KERNEL OIL, FRACTIONS	26 086	28 405	2 955	4 029	1 839	2 149
5 CASTOR OIL, FRACTIONS	56 757	52 574	12 460	13 737	7 655	7 315
9 OTH. FIXED VEG. FAT, EX. SOFT	23 927	15 147	12 499	10 854	7 703	5 768

4 IMPORTS AND EXPORTS (SPECIAL TRADE) BY GROUPS AND SUBGROUPS OF THE SITC-REV. III
4.2 EXPORTS

GROUP / SUBGROUP	1990 DT = 100 KG	1989	1990 1 000 DM	1989	1990 1 000 \$	1989
431 ANIMAL, VEG. FATS, OILS, NES	5 382 577	5 239 238	530 569	600 263	328 623	319 254
1 FAT, OIL, ANIMAL, VEG. PROCD	1 222 828	930 968	110 928	105 533	68 610	56 080
2 FAT, OIL, AN, VG. PRTLY, PRCD	1 552 161	1 795 528	180 434	242 704	111 843	128 979
3 FATTY ACID, ETC. FROM WAX	2 593 172	2 502 543	230 604	245 869	142 868	130 924
4 WAXES, ANIMAL, VEG. ORIGIN	14 416	10 199	8 603	6 157	5 302	3 271
511 HYDROCARBONS, NES, DERIVTS	20 173 230	21 336 815	1 989 125	2 418 139	1 230 719	1 286 580
1 ACYCLIC HYDROCARBONS	3 092 699	3 395 560	269 133	312 754	167 276	166 407
2 CYCLIC HYDROCARBONS	9 380 490	8 928 125	881 759	1 040 932	545 531	554 493
3 HALOGEN. DERV. HYDROCARBON	7 328 075	8 490 000	735 269	918 900	454 127	488 210
4 SULPH. ETC. DERV. HYDROCARB	371 966	523 130	102 964	145 553	63 785	77 470
512 ALCOHOL, PHENOL, ETC. DERIV	15 160 107	14 998 687	2 634 543	3 092 898	1 632 978	1 643 660
1 ACYCLIC MONOHYDRIC ALCHL	7 776 866	7 349 440	1 110 025	1 175 750	689 010	625 175
2 OTH. ACYCLIC ALCOHOL, DERV	4 232 838	4 593 673	811 422	1 083 921	502 219	575 992
3 CYCLIC ALCOHOLS, DERIVATS	87 562	92 227	88 761	97 674	54 911	51 795
4 PHENOLS, PHENOL-ALCH. DERV	3 062 841	2 963 347	624 335	735 553	386 838	390 698
513 CARBOXYLIC ACIDS, DERIVTS	13 123 669	12 767 447	2 881 441	2 986 577	1 783 903	1 588 628
514 NITROGEN-FUNCT. COMPOUNDS	6 705 479	7 679 453	4 142 492	4 761 532	2 560 368	2 529 783
515 ORGANO-INORGANIC COMPND S	2 643 353	2 785 349	3 817 623	3 831 498	2 362 704	2 040 462
516 OTHER ORGANIC CHEMICALS	10 303 106	10 235 789	2 379 301	2 420 019	1 473 287	1 287 914
1 ETHER, ALCHL PEROXIDE, ETC	6 287 938	6 134 898	1 023 658	1 063 769	633 175	565 896
2 ALDEHYDE ETC FNCT CMPNDS	3 502 063	3 552 206	805 855	772 124	500 002	411 313
3 ESTRS, INORGANIC ACID, ETC	424 369	467 268	255 800	284 540	158 128	151 193
9 ORGANIC CHEMICALS, NES	88 736	81 417	293 988	299 586	181 982	159 512
522 INORGANIC CHEM. ELEMENTS	39 739 802	41 457 213	2 726 931	2 953 902	1 687 326	1 570 342
1 CARBON NES, CARBON BLACK	1 364 357	1 380 161	237 549	232 216	147 116	123 440
2 OTHER CHEMICAL ELEMENTS	1 821 586	2 143 685	270 484	294 668	167 517	156 543
3 INORGANIC ACID, OXIDE ETC	13 353 419	12 520 141	633 939	670 677	392 176	356 704
4 HALOG. SULPH. COMP. NON-MTL	689 276	737 587	114 569	118 321	70 990	62 888
5 ZINC, CHROM. IRON ETC. OXID	2 340 508	2 713 980	627 727	707 952	387 963	376 044
6 OTH. INORGAN. BASES, OXIDES	20 170 656	21 961 659	842 663	930 068	521 564	494 723
523 METAL. SALTS, INORGAN. ACID	20 774 789	23 884 028	1 730 224	1 858 708	1 089 771	987 420
1 FLUORIDES ETC.	423 573	394 499	149 733	134 349	92 783	71 245
2 CHLORIDE, BROMIDE, IODIDES	4 405 067	4 014 620	191 315	191 932	118 019	101 983
3 HYPOCHLORITES, ETC.	179 765	157 759	16 216	15 157	10 094	7 996
4 SULPHIDES, SULPHATES ETC.	5 973 245	8 544 342	422 882	441 964	261 429	234 907
5 NITRITES; NITRATES	359 023	390 461	33 831	40 413	20 804	21 400
6 PHOSPHITES, PHOSPHATE, ETC	2 509 505	2 769 010	359 370	387 206	222 386	205 535
7 CARBONATES, PERCARBONATES	5 027 012	5 603 013	286 798	327 095	177 024	173 971
8 OTH. METL. SALT, INORG. ACID	1 897 599	2 009 724	270 079	320 592	167 232	170 383
524 OTHER CHEMICAL COMPOUNDS	1 400 130	1 518 884	648 842	706 560	401 208	375 875
525 RADIO-ACTIVE MATERIALS	18 722	45 951	735 568	747 770	450 259	398 872
1 RADIO-ACTIVE CHEMICALS	16 228	43 845	726 663	736 946	444 767	393 137
9 STBL. ISOTOPE; RARE EARTHS	2 494	2 106	8 905	10 824	5 492	5 735
531 SYNTH. COLOURS, LAKES, ETC.	1 740 165	1 768 681	3 697 031	3 834 248	2 288 246	2 038 388
1 SYNTH. ORGANIC DYESTUFFS	1 248 084	1 287 695	3 398 705	3 486 767	2 066 376	1 853 863
2 SYNTH. BRIGHTENERS, LAKES	492 081	480 986	358 326	347 481	221 870	184 525
532 DYEING, TANNING MATERIALS	984 796	1 047 605	230 032	253 256	142 112	134 535
533 PIGMENTS, PAINTS, ETC.	11 365 729	11 006 666	4 604 832	4 601 239	2 855 330	2 444 960
1 OTHER COLOURING MATTER	2 489 118	2 967 640	1 130 815	1 331 155	699 628	707 319
2 PRINTING INK	662 684	590 887	489 963	457 397	304 606	243 613
4 PAINTS, VARNISHES ETC.	2 850 637	2 640 525	1 917 664	1 788 502	1 189 343	949 703
5 GLAZE, ENAMEL, DRIERS ETC.	5 363 290	4 807 614	1 066 390	1 024 185	661 753	544 325
541 MEDICINES, ETC. EXC. GRP542	496 176	480 375	3 992 630	3 796 860	2 471 727	2 017 970
1 PROVITAMINS, VITAMINS, ETC	205 507	198 709	696 067	712 733	431 042	379 236
3 ANTIBIOTICS, EXCPT GRP542	23 619	22 616	376 629	271 139	233 139	144 314
4 VEG. ALKALOIDS, EXC. GRP542	81 044	87 852	496 302	526 647	305 856	279 503
5 HORMONES, ETC. EXCPT GRP542	1 408	1 689	349 297	366 628	215 508	194 175
6 GLYCOSIDES; GLANDS ETC.	32 873	30 666	803 743	772 798	497 036	411 500
9 PHARM. GOODS, EXC. MEDCMTS	151 725	138 843	1 270 592	1 146 915	789 144	609 242
542 MEDICAMENTS	901 758	806 958	5 458 642	5 108 023	3 389 467	2 720 382
1 MEDICAMENTS, ANTIBIOTICS	26 298	27 093	347 587	346 565	215 660	184 262
2 MEDICAMENTS, HORMONES ETC	23 076	22 611	562 362	564 737	347 826	300 541
3 MEDICAMENTS, ALKALOID, ETC	15 861	15 731	141 400	144 159	87 745	76 710
9 MEDICAMENTS, NES	837 023	741 523	4 407 293	4 052 562	2 738 236	2 158 869
551 ESSNTL. OIL, PERFUME, FLAVR	271 418	233 853	618 833	571 625	383 100	303 699
553 PERFUMERY, COSMETICS, ETC.	1 381 770	1 237 157	1 590 335	1 466 589	986 251	780 568
1 PERFUMES, TOILET WATERS	25 940	29 081	129 299	132 852	80 720	70 579
2 COSMETICS, MAKE-UP ETC.	269 047	246 131	597 552	580 499	369 601	309 258
3 PREPARATIONS FOR HAIR	432 389	356 328	358 177	283 824	222 387	150 801
4 PREP. ORAL, DENTAL HYGIENE	322 705	289 369	219 881	202 728	135 960	108 160
5 TOILETRIES, ETC.	331 689	316 248	285 426	266 686	177 583	141 770

4 IMPORTS AND EXPORTS (SPECIAL TRADE) BY GROUPS AND SUBGROUPS OF THE SITC-REV. III
4.2 EXPORTS

GROUP / SUBGROUP	1990 DT = 100 KG	1989	1990 1 000 DM	1989	1990 1 000 \$	1989
554 SOAP, CLEANERS, POLISH, ETC	8 996 391	8 726 830	2 417 397	2 950 347	1 497 278	1 250 366
1 SOAP	505 179	452 189	181 168	168 573	112 405	89 743
2 DETERGENTS, EXCEPT SOAP	8 077 262	7 923 744	2 087 883	2 044 737	1 292 802	1 087 771
3 POLISHES, CREAMS, ETC.	413 950	350 897	148 346	137 037	92 071	72 852
562 FERTILIZER, EXCEPT GRP272	43 903 506	41 007 264	1 016 240	1 055 952	628 695	562 298
1 NITROGENOUS CHEM. FERTILZR	13 116 315	11 650 738	249 144	265 433	154 104	141 422
2 PHOSPHATIC CHEM. FERTILZRS	548 690	653 531	8 524	11 609	5 234	6 175
3 POTASSIC CHEM. FERTILIZER	25 398 854	23 783 535	549 379	570 752	340 302	303 602
9 FERTILIZERS, NES	4 839 647	4 919 460	209 193	208 158	129 055	111 099
571 POLYMERS OF ETHYLENE	8 278 228	8 606 725	1 843 361	1 828 976	1 145 119	973 010
1 POLYETHYLENE	7 608 856	7 152 482	1 436 766	1 456 403	893 420	774 518
2 ETHYL-VINYL ACET. COPOLYM	389 521	319 284	97 210	85 855	60 593	45 750
9 OTH. POLYMERS OF ETHYLENE	1 279 851	1 134 959	309 385	286 718	191 106	152 742
572 POLYMERS OF STYRENE	6 273 540	6 134 789	1 740 770	1 852 529	1 078 856	984 862
1 POLYSTYRENE	3 753 370	3 606 358	949 327	1 023 495	588 763	543 946
9 OTHER STYRENE POLYMERS	2 520 170	2 528 431	791 443	829 034	490 093	440 916
573 POLYMERS, VINYL CHLORIDE	7 780 428	7 776 139	1 654 313	1 788 811	1 023 714	951 235
1 POLYVINYL CHLORIDE	6 508 219	6 509 766	1 202 741	1 330 815	744 623	707 674
9 OTH. VINYL CHLD. COPOLYMER	1 272 209	1 266 373	451 572	457 996	279 091	243 561
574 POLYACETAL, POLYCARBONATE	6 354 849	6 408 855	2 734 675	2 830 743	1 692 317	1 504 353
1 POLYACETAL, OTH. POLYETHRS	1 944 795	1 911 764	784 049	788 430	485 466	419 245
2 EPOXIDE RESINS	701 056	710 447	380 076	391 025	234 886	207 810
3 POLYCARBONATES, ETC.	3 708 998	3 786 644	1 570 550	1 651 288	971 965	877 298
575 OTH. PLASTIC, PRIMARY FORM	20 876 041	19 210 798	6 882 932	6 744 708	4 263 984	3 585 378
1 PROPYLENE POLYMERS ETC.	4 372 009	3 355 706	760 951	682 902	471 613	363 606
2 ACRYLIC POLYMERS	4 543 262	4 349 959	1 311 647	1 269 675	812 828	674 648
3 POLYAMIDES	2 112 573	2 027 520	1 127 740	1 127 871	698 353	599 898
4 AMINO, PHENOLIC RESIN ETC	5 309 612	4 973 942	1 273 216	1 268 825	788 485	674 584
5 CELLULOSE ETC. NES	685 106	707 874	453 376	446 909	281 081	237 209
9 PLASTICS, NES	3 853 479	3 795 797	1 956 002	1 948 526	1 211 624	1 035 433
579 PLASTIC WASTE, SCRAP ETC	1 647 478	1 603 061	115 570	131 621	71 498	70 073
1 WASTE, ETHYLENE POLYMERS	744 403	649 736	33 950	40 899	21 098	21 773
2 WASTE, STYRENE POLYMERS	59 907	66 930	5 820	8 214	3 639	4 368
3 WASTE, VINYL CHLORIDE POL	270 450	324 510	12 607	16 890	7 859	8 968
9 OTH. PLASTIC WASTE, SCRAP	572 718	561 885	63 193	65 618	38 902	34 964
581 PLASTIC TUBE, PIPE, HOSE	1 244 795	1 189 655	1 140 286	1 098 455	705 889	583 247
1 ARTIFIC. SAUSAGE CASINGS	79 745	80 101	199 056	206 710	123 321	109 786
2 TUBES, PIPES, HOSES, RIGID	555 781	584 031	283 787	303 240	176 025	160 865
3 FLEXIBLE TUBE, PIPE, HOSES	20 183	17 697	28 541	24 504	17 662	13 022
4 TUBE, NOT REINF. NO FITTINGS	288 899	232 504	245 806	206 219	152 118	109 596
5 TUBE, NOT REINF., FITTINGS	38 433	42 592	30 452	31 927	18 867	16 969
6 OTH. TUBES, PIPES, HOSES	81 083	70 164	66 474	71 149	40 992	37 790
7 FITTINGS FOR TUBE, PLASTIC	180 671	162 566	286 170	254 706	176 904	135 219
582 PLASTIC PLATE, SHEETS, ETC	8 298 829	8 111 885	5 712 546	5 657 614	3 543 238	3 008 033
1 PLSTC SHEET ETC. SELF-ADH	420 538	415 903	481 773	466 890	298 486	248 232
2 OTH. PLATE, SHEET, ETC.	6 323 820	6 138 478	3 808 634	3 765 463	2 363 914	2 002 188
9 OTH. PLATES, ETC. PLASTIC	1 554 471	1 557 504	1 422 139	1 425 261	880 838	757 613
583 MONOFILAMENT OF PLASTICS	1 219 512	1 160 401	806 844	784 585	500 238	417 321
1 MONOFILAMENT, OF ETHYLENE	19 280	17 511	20 459	18 089	12 662	9 614
2 MONOFILAMENT, VINYL CHLRO	1 087 027	1 031 920	638 000	618 658	395 725	329 046
9 MONOFILAMENT, OTH. PLASTIC	113 205	110 970	148 385	147 838	91 851	78 661
591 INSECTICIDES, ETC.	1 834 127	1 826 365	2 488 673	2 297 031	1 530 506	1 226 835
1 INSECTICIDES, RETAIL SALE	247 610	226 853	410 223	405 661	252 129	215 430
2 FUNGICIDES, RETAIL SALE	616 519	589 573	964 645	777 425	595 434	416 070
3 HERBICIDES, RETAIL SALE	537 212	557 912	855 258	840 500	523 781	450 190
4 DISINFECTANT, ETC. RETAIL	432 786	452 027	258 547	273 445	159 162	145 145
592 STARCHES, INULIN, ETC.	5 236 180	4 923 995	1 206 670	1 215 158	747 438	645 874
1 STARCHES, INULIN, GLUTEN	2 473 360	2 089 882	198 270	188 864	123 062	100 513
2 ALBUMINOIDAL SUBSTS. ETC	2 762 820	2 834 113	1 008 400	1 026 294	624 376	545 361
593 EXPLOSIVES, PYROTECHNICS	182 346	166 724	186 149	174 133	116 437	92 492
1 PROPELLNT, PRPD. EXPLOSIVE	101 474	96 620	45 374	41 988	28 338	22 278
2 DETONATORS, FUSES ETC.	9 078	8 906	48 767	45 399	30 205	24 135
3 FIREWORKS, FLARES, ETC.	71 794	61 198	92 008	86 746	57 894	46 079
597 PREPRD ADDITIVES, LIQUIDS	2 755 870	2 867 796	985 638	1 044 361	612 673	556 397
598 MISC. CHEMICAL PRODTS. NES	29 507 679	28 993 467	6 893 381	6 818 092	4 270 658	3 624 905
1 WOOD-, RESIN-BASE CHEM. PR	1 096 536	1 173 769	85 188	90 173	52 667	47 845
3 ARTIFICIAL, PREPARED WAXS	630 925	648 767	261 272	284 246	181 042	151 217
4 MIXED ALKYL BENZS. ETC. NES	563 262	509 516	89 052	73 210	55 620	38 878
5 CHEM. ELMTS FOR ELECTRONC	1 302	1 417	316 051	295 181	195 736	157 253
6 ORGANIC CHEM. PRODCTS. NES	2 045 957	2 071 120	1 000 842	1 025 182	620 225	544 485
8 CATALYSTS, ETC. NES	508 598	525 633	543 548	543 755	335 751	289 094
9 CHEM. PRODUCTS ETC. NES	24 661 099	24 062 245	4 597 428	4 506 345	2 849 617	2 396 133
600 CPL IND PLANT CHAP 69-76	439 817	348 734	585 259	475 842	359 768	255 362

4 IMPORTS AND EXPORTS (SPECIAL TRADE) BY GROUPS AND SUBGROUPS OF THE SITC-REV. III
4.2 EXPORTS

GROUP / SUBGROUP	1990 DT = 100 KG	1989	1990 1 000 DM	1989	1990 1 000 \$	1989
611 LEATHER	512 546	485 896	1 114 766	1 088 961	690 979	579 427
612 MANUFACT. LEATHER ETC. NES	22 282	18 904	91 539	91 217	56 895	48 508
1 LEATHER BELTING ETC.	1 104	1 141	12 429	15 652	7 676	8 317
2 SADDLERY AND HARNESS	12 048	9 538	47 560	42 286	29 581	22 514
9 OTH. LEATHER ARTICLES NES	9 130	7 825	31 550	33 279	19 638	17 677
613 FURSKINS, TANNED, DRESSED	20 915	27 003	246 477	392 292	152 287	207 433
1 WHOLE FURS, NOT ASSEMBLED	10 812	15 887	210 241	344 409	129 984	182 111
2 HEADS, TAILS, PAWS ETC.	9 146	10 050	10 851	15 133	6 736	8 008
3 WHOLE FURS ETC. ASSEMBLED	957	1 066	25 385	32 750	15 567	17 314
621 MATERIALS OF RUBBER	1 646 963	1 691 968	1 167 785	1 160 966	723 433	617 265
1 COMPOUNDED RUBBER, UNVULC	885 776	930 949	318 208	323 622	196 761	172 228
2 OTH. FORMS UNVULC. RUBBER	38 284	40 630	40 044	49 973	24 845	26 582
3 VULCANIZED RUBBER	519 082	504 617	366 117	347 533	228 287	184 665
4 VULC. RUBBER TUBES, PIPES	203 821	215 772	441 416	439 838	273 540	233 790
625 RUBBER TYRES, TUBES, ETC.	4 278 790	4 468 810	2 864 189	3 063 911	1 772 392	1 630 207
1 TYRES, PNEUMATIC, NEW, CAR	1 983 133	2 081 929	1 628 863	1 729 358	1 007 492	920 310
2 TYRES, PNEUMATIC, NEW, BUS	1 151 629	1 214 518	766 256	842 645	474 745	448 504
3 TYRES, PNEUM. NEW, AIRCRAFT	1 507	1 492	2 703	3 279	1 646	1 735
4 TYRES, PNEUM. NEW, CYCLES	67 747	66 097	85 202	82 639	52 512	43 846
5 OTHER PNEUMATIC TYRES	224 612	244 878	140 186	152 194	86 594	80 928
9 OTHER TYRES, TUBES ETC.	850 162	858 896	240 979	253 796	149 403	134 884
629 ARTICLES OF RUBBER, NES	690 448	658 411	1 432 754	1 405 635	888 320	747 705
1 HYGIENIC, PHARM. RUBBER ART	22 181	23 151	73 778	77 695	45 731	41 219
2 VULC. RUBBER BELTING	166 338	193 846	307 529	325 361	190 201	173 059
9 HARD RUBBER ETC., NES	501 929	441 414	1 051 447	1 002 579	652 388	533 427
633 CORK MANUFACTURES	26 319	25 740	58 727	55 122	36 419	29 216
1 ARTICLES OF NATURAL CORK	9 567	9 926	33 935	31 942	20 890	16 962
2 AGGLMRTD. CORK, CORK ARTCL	16 752	15 814	24 792	23 180	15 529	12 254
634 VENEERS, PLYWOOD, ETC.	9 704 015	11 200 638	1 303 063	1 375 141	805 921	731 369
1 VENEER, PLYWOOD SHEETS	576 043	642 585	325 854	324 757	201 453	172 621
2 DENSIFIED, RECONSTIT. WOOD	6 652 576	8 294 895	632 730	741 839	391 172	394 483
3 PLYWOOD, SOLELY OF WOOD	230 050	210 790	66 595	58 661	41 165	31 203
4 OTH. PLYWOOD, VENRD. PANELS	523 871	523 782	126 735	118 655	78 331	63 106
5 FIBREBOARD	1 252 780	1 067 645	125 533	106 534	77 957	56 786
9 WOOD, SIMPLY SHAPED, NES	468 695	460 941	25 616	24 695	15 843	13 170
635 WOOD MANUFACTURES, NES	2 903 319	2 753 889	939 940	916 521	582 377	487 246
1 PACKINGS, PALLETS ETC.	862 383	824 498	80 767	75 370	50 035	40 046
2 CASKS, BARRELS, ETC. STAVES	9 397	14 621	4 908	5 464	3 023	2 930
3 BUILDERS. JOINERY, WOOD ETC	1 217 997	1 322 910	555 237	553 863	343 967	294 379
4 WOOD, DOMEST. USE EX. FURNT	67 316	66 052	75 722	82 793	47 197	44 064
9 MANUFACT. ARTICL. WOOD, NES	746 226	525 808	223 306	198 991	138 155	105 827
641 PAPER AND PAPERBOARD	43 955 816	43 640 685	8 862 593	9 004 275	5 488 629	4 788 165
1 NEWSPRINT, ROLLS, SHEETS	3 962 850	3 595 470	452 226	421 177	280 968	224 053
2 PAPER, PAPERBOARD, UNCOATED	8 072 993	8 212 719	1 586 045	1 618 192	981 141	860 547
3 PAPER, PAPERBOARD, COATED, ETC.	14 235 492	14 414 000	3 014 879	3 165 581	1 868 170	1 683 209
4 KRAFT PAPER, BRD, UNCOATED	452 090	485 568	106 887	112 421	66 060	59 981
5 PAPER, PAPERBOARD, UNCTD, BULK	9 530 466	9 427 975	1 153 546	1 180 187	714 039	627 592
6 PAPER, PAPERBOARD, CORRIG, ETC	1 515 623	1 386 388	347 323	324 731	214 980	172 650
7 PAPER, PAPERBOARD, COATED NES	5 239 798	5 163 960	1 781 966	1 763 211	1 103 409	937 450
9 CONVRTD. PAPER, PPRBOARD, NES	946 504	954 605	419 721	418 775	259 862	222 683
642 PAPER, PAPERBOARD, CUT ETC	12 505 260	11 559 548	5 217 555	4 786 151	3 232 992	2 546 659
1 CONTAINERS, ETC. OF PAPER	4 470 750	4 271 447	1 611 995	1 490 774	998 956	792 234
2 STATIONERY, ETC.	253 733	259 905	138 613	137 047	85 946	72 875
3 REGISTERS, ACCT. BOOKS, ETC	361 232	333 246	243 213	240 274	151 872	128 160
4 PAPER, PAPERBOARD, CUT, NES	2 330 576	2 190 705	858 723	822 382	531 908	437 475
9 ARTCLS, PULP, PAPER, BRD NES	5 088 989	4 504 245	2 365 011	2 095 674	1 464 310	1 115 915
651 TEXTILE YARN	5 060 856	5 353 395	5 204 437	5 472 463	3 219 672	2 913 734
1 YARN, OF WOOL, ANIMAL HAIR	187 266	204 492	429 357	515 587	264 695	274 135
2 COTTON SEWING THREAD	3 705	3 750	12 504	12 867	7 726	6 841
3 COTTON YARN, EXCL. THREAD	628 480	684 713	513 564	510 917	317 142	272 680
4 THREAD OF MAN-MADE FIBRE	60 439	57 997	302 094	292 086	187 570	155 494
5 SYNTH. FILAMENT YARN, BULK	1 081 194	1 138 650	813 287	911 970	503 865	485 565
6 OTH. SYNTH. FILAMENT YARN	1 616 529	1 651 873	1 435 748	1 457 750	888 268	776 306
7 ARTIF. FILAMENT YARN, NES	376 649	411 585	564 496	573 491	349 637	304 934
8 YARN, STAPLE FIBRES, ETC.	853 755	908 192	965 515	1 001 060	596 955	533 133
9 YARN, TEXTILE FIBRES, NES	252 779	292 143	167 872	196 735	103 814	104 646
652 COTTON FABRICS, WOVEN	1 391 460	1 356 011	2 805 400	2 625 866	1 739 080	1 399 768
1 COTTON GAUZE, ETC. WOVEN	102 789	88 307	306 087	242 842	189 129	128 612
2 COTTON FABRIC, WVN, UNBLCH	450 914	478 728	435 765	443 003	269 139	235 875
3 OTH85%+COTTN. FABRIC<200G	333 954	310 451	1 055 933	969 016	655 982	517 644
4 OTH85%+COTTN. FABRIC<200G+	369 233	337 774	540 256	489 534	334 806	280 640
5 OTH<85% COTTN. FABRIC<200G	77 078	81 802	289 234	299 382	179 523	159 877
6 OTH<85% COTTN. FABRIC<200G+	38 162	35 557	107 943	100 956	66 843	53 571
9 OTH. WOVEN FABRICS, COTTON	19 330	23 392	70 182	81 133	43 658	43 549
653 FABRICS, MAN-MADE FIBRES	1 755 723	1 661 813	5 027 957	4 648 833	3 124 072	2 478 402
1 FABRIC, SYNTH. FILMNT. YARN	442 212	440 510	959 668	882 232	595 813	470 050
2 FABRIC, 85%+SYN. STPL. FIBR	112 787	110 924	328 954	320 305	203 546	170 510
3 FABRIC<85%SYN. STP. FBR+CTN	229 395	191 388	394 083	374 847	244 330	199 873
4 FABRIC<85%SYN. STP. FBR+OTHR	183 231	170 094	650 218	607 598	405 189	324 078

4 IMPORTS AND EXPORTS (SPECIAL TRADE) BY GROUPS AND SUBGROUPS OF THE SITC-REV. III
4.2 EXPORTS

GROUP / SUBGROUP	1990 DT = 100 KG	1989	1990 1 000 DM	1989	1990 1 000 \$	1989
6535 FABRIC, ARTIF. FILMNT YARN	167 901	164 134	715 316	669 592	444 869	356 911
6 FABRIC, 85%+ART. STPL. FIBR	283 753	247 956	924 888	804 384	574 528	428 582
8 FABRIC, <85%ART. STPL. FIBR	281 984	283 007	860 572	800 649	535 497	427 803
9 PILE, CHNLE. FABRIC, M-MADE	54 460	53 790	194 258	189 226	120 300	100 595
654 OTH. TEXTILE FABRIC, WOVEN	395 658	383 863	1 398 490	1 293 114	864 411	684 342
1 FABRIC, OF SILK, SILK WSTE	11 114	9 315	187 932	153 634	116 612	81 900
2 FABRIC 85%+WOOL, FINE HAIR	115 699	111 237	538 260	594 591	393 339	313 067
3 FABRIC, WOOL, FNE. HAIR, NES	69 590	62 547	272 982	236 833	167 745	124 258
4 FABRICS, WOVEN, OF FLAX	24 534	23 476	100 500	101 037	63 737	54 981
5 FABRIC, WVN. JUTE, OTH. TXTL	23 453	26 554	9 119	10 199	5 647	5 436
6 FABRIC, WOVEN GLASS FIBRE	140 479	141 688	171 887	178 779	106 296	95 115
9 FABRICS, WOVEN, NES	10 789	9 046	17 810	18 041	11 035	9 585
655 KNIT. CROCHET. FABRIC NES	549 616	495 777	1 366 107	1 206 269	847 579	641 488
1 PILE FABRIC, KNIT, CROCHET	94 954	89 281	228 749	206 000	141 664	109 347
2 OTH. KNIT. CROCHET. FABRICS	454 662	406 496	1 137 358	1 000 269	705 915	532 141
656 TULLE, LACE, EMBROIDRY. ETC	115 011	112 237	484 008	481 206	300 004	255 999
1 NARROW FABRIC, WOVEN, OTHR	73 944	71 364	214 042	221 609	132 595	117 874
2 LABELS, BADGE ETC. NOT EMB	6 658	5 742	75 865	70 087	47 075	37 132
3 GIMPED YARN, ETC.	28 533	30 036	125 187	129 153	77 545	68 824
4 TULLES, NET FABRIC, LACE	1 841	1 526	18 195	16 424	11 232	8 725
5 EMBROIDERY	4 035	3 569	50 719	43 933	31 557	23 444
657 SPECIAL YARN, TXTL. FABRIC	2 313 186	2 202 498	3 183 053	3 027 554	1 972 956	1 610 429
1 FELT	234 838	247 606	207 229	203 690	128 639	108 379
2 NONWOVEN FABRICS NES	916 365	800 327	984 147	889 217	610 214	472 654
3 COATED, IMPRGTD TXTLS. NES	695 475	657 333	956 190	882 524	593 683	469 916
4 QUILTED TEXTILE PRODUCTS	22 074	23 949	69 383	76 101	41 992	40 371
5 THINE, CORDAGE, ETC. PRDCTS	97 289	105 107	82 906	86 582	51 267	45 951
6 HAT-SHAPES, FORMS, BODIES	531	541	4 506	4 841	2 784	2 568
7 HADDING, ETC. MACHINE USE	174 195	189 970	605 311	601 773	375 320	319 993
8 RUBBR, TXTL. YARN, CORD ETC	14 093	13 803	23 222	23 294	14 327	12 386
9 SPECIAL TEXTILE PRODUCTS	158 326	163 862	250 159	259 532	154 734	138 211
658 TEXTILE ARTICLES NES	523 442	497 701	956 870	933 676	593 853	496 730
0 CPL IND PLANT CHAPTER 63	14	-	65	1	41	-
1 SACKS, BAGS, TXTL. MATERIAL	111 123	99 180	48 018	41 563	29 915	22 122
2 TARPAULINS, SAILS, AWNINGS	63 748	65 787	112 468	109 911	68 735	58 168
3 BLANKETS, TRAVELLING RUGS	29 933	28 478	60 846	65 013	38 111	34 597
4 HOUSEHOLD LINENS	155 607	155 963	347 755	357 591	216 218	190 540
5 CURTAINS, OTH. FURNISHINGS	34 547	31 324	122 794	117 401	76 133	62 463
9 MADE-UP ARTCLS, TXTL. NES	128 470	116 969	264 924	242 196	164 700	128 840
659 FLOOR COVERINGS, ETC.	984 212	998 138	1 090 648	1 111 542	676 050	591 807
1 LINDLEUM ETC.	96 528	92 472	54 952	49 885	34 031	26 528
2 CARPETS ETC. KNOTTED	40 542	36 937	220 307	231 486	137 054	123 710
3 HAND-WOVEN RUGS	3 256	2 647	7 362	6 214	4 566	3 311
4 CARPETS ETC. TUFTED	654 838	675 855	632 728	643 019	391 606	342 025
5 CARPETS, ETC. WOVEN	60 580	60 823	81 327	83 626	50 632	44 469
6 CARPETS, ETC. NES	128 470	129 404	93 972	97 312	58 161	51 764
660 CPL IND PLANT CHAPTER 68	26	126	27	13	18	7
661 LIME, CEMENT, CONSTR. MATRL	32 048 890	36 713 642	659 415	664 697	409 620	352 934
1 QUICKLIME ETC. EXCL. 522.6	4 975 164	4 960 257	62 953	63 231	39 016	33 568
2 PORTLAND CEMENT, ETC.	24 455 726	29 203 641	284 488	312 641	176 656	166 041
3 BUILDING STONE, WORKD. ETC	771 488	754 717	111 435	93 806	69 157	49 723
8 ASBESTOS-CEMNT. MATRL. ETC	1 846 512	1 795 027	200 539	195 219	124 791	103 602
662 CLAY, REFRCT. CONSTR. MATRL	16 286 304	16 341 330	1 855 382	1 899 663	1 148 461	1 009 771
663 MINERAL MANUFACTURES, NES	21 594 152	22 520 910	2 703 446	2 706 270	1 675 301	1 438 321
1 MILL, GRINDSTONES, ETC.	203 573	196 504	359 248	357 087	222 526	189 960
2 ABRASIVE CLOTHS, ETC.	283 638	268 678	403 857	399 513	249 977	212 305
3 NON-CERAMIC MINERAL MANF	17 437 053	18 333 552	712 796	658 492	442 242	349 410
5 MINERL. INSULAT. PROD. NES	2 352 888	2 262 845	330 025	338 260	204 656	179 820
7 REFRACTORY CERAMIC GOODS	470 091	447 631	271 320	274 754	167 957	146 233
8 ASBESTOS MANF, FRIC. MTRL	193 569	235 543	270 372	298 239	167 485	158 429
9 ARTCLS. CERAMIC MATRL, NES	653 340	776 157	355 828	379 925	220 458	202 163
664 GLASS	9 026 689	8 710 218	2 354 995	2 344 944	1 460 655	1 247 127
1 GLASS, BULK, UNWRKD, WASTE	787 950	653 796	319 246	309 083	197 529	164 500
3 DRAWN, BLOWN GLASS, SHEETS	461 395	377 955	78 017	73 359	48 385	38 988
4 FLOAT, GROUND, PLSHD. GLASS	4 063 035	3 923 940	434 998	439 264	269 986	233 487
5 CAST, ROLLED GLASS, SHEETS	514 809	545 770	67 024	66 585	41 479	35 439
7 SAFETY GLASS	466 556	499 972	279 194	268 596	173 175	142 784
8 GLASS MIRRORS	565 366	589 892	297 273	326 339	184 203	173 469
9 GLASS, NES	2 167 578	2 118 893	879 243	861 718	545 898	458 460
665 GLASSWARE	8 361 473	8 332 234	1 685 266	1 667 026	1 043 823	886 392
1 CONTAINERS, OF GLASS	7 205 569	7 204 834	633 358	624 625	391 400	331 631
2 GLASSWARE, HOUSEHOLD ETC.	890 465	851 177	653 045	630 647	405 515	335 751
9 GLASS ARTICLES, NES	265 439	276 223	398 863	411 754	246 908	219 010
666 POTTERY	709 710	748 577	895 827	883 833	556 260	470 317
1 CERAMIC HOUSEHOLD ARTCLS	580 742	611 485	716 005	707 163	444 370	376 151
2 ORNAMENTAL CERAMIC ARTCL	128 968	137 092	179 822	176 670	111 890	94 166
667 PEARLS, PRECIOUS STONES	2 876	4 870	644 591	701 044	397 884	371 228
1 PEARLS	12	30	56 775	47 354	34 678	25 180
2 DIAMONDS, EXCL. INDUSTRIAL	1	-	155 365	196 569	95 858	104 610

4 IMPORTS AND EXPORTS (SPECIAL TRADE) BY GROUPS AND SUBGROUPS OF THE SITC-REV. III
4.2 EXPORTS

GROUP / SUBGROUP	1990 DT = 100 KG	1989	1990 1 000 DM	1989	1990 1 000 \$	1989
6673 PRECIOUS, SEMIPREC. STONES 4 SYNTH. ETC. PREC. STONES	2 401 462	4 446 394	398 445 34 006	421 578 35 543	246 308 21 040	222 546 18 892
671 PIG IRON, SPIEGELEISEN, ETC	8 542 830	6 859 405	702 499	843 975	432 254	448 059
672 INGOTS ETC. IRON OR STEEL	10 430 355	14 776 183	742 803	1 050 865	458 241	560 104
673 FLAT-ROLLED IRON ETC.	72 785 113	76 985 231	6 299 012	7 207 714	3 898 419	3 832 200
1 FLAT, HOT-ROLLED, PROD. IRON	7 326 034	8 664 858	615 976	773 844	381 881	411 330
2 FLAT, HOT-ROLLED, PROD. IRON	37 163 995	36 012 975	2 740 298	2 927 137	1 695 582	1 557 667
3 FLAT, COLD-ROLLED, PROD. IRON	3 708 256	4 603 329	474 897	573 063	292 725	304 424
4 FLAT, COLD-ROLLED, PROD. IRON	24 211 319	27 330 801	2 373 119	2 846 618	1 469 577	1 512 414
5 FLAT-ROLLED, PROD. IRON NES	375 509	373 268	94 722	87 052	58 654	46 365
674 FLAT-ROLLED PLATED IRON	20 294 918	21 072 340	2 792 863	2 908 812	1 732 722	1 546 875
1 FLAT-ROLLED, IRON, ZINC PLT	11 117 993	11 826 355	1 307 774	1 399 047	811 677	743 644
2 FLAT-ROLLED, IRON, TIN PLTD	3 785 933	3 987 672	551 503	596 042	342 266	317 379
3 FLAT-ROLLED, IRON, PNTD, ETC	2 223 304	2 154 375	400 919	386 532	248 923	205 461
4 FLAT-ROLLED, IRON 600+MM, PLT	2 375 511	2 341 853	344 840	337 349	213 481	179 549
5 FLAT-ROLLED, IRON 600MM, PLT	792 177	762 085	187 827	189 842	116 375	100 842
675 FLAT-ROLLED, ALLOY STEEL	15 120 788	16 464 340	4 027 943	4 786 342	2 503 500	2 540 178
1 FLAT-ROLLED, SILC-ELEC. STL	2 853 044	3 023 556	442 852	452 785	274 018	240 972
2 FLAT-ROLLED, HI-SPEED STL	9 194	11 175	10 895	13 533	6 718	7 168
3 FLAT, HOT-ROLLED S. STEEL	6 038 208	5 968 455	1 837 891	1 993 760	1 144 644	1 057 793
4 FLAT, HOT-ROLLED, ALLOY STL	2 916 488	4 093 458	422 444	551 818	261 725	282 255
5 FLAT, COLD-ROLLED S. STEEL	2 751 754	2 855 732	1 118 072	1 547 350	694 914	821 514
6 FLT, COLD-ROLLED, ALLOY STL	423 507	385 248	112 406	121 717	69 681	64 567
7 FLAT-ROLLED, ALLOY STL NES	128 593	126 716	83 383	105 279	51 800	55 909
676 IRON, STL. BAR, SHAPES ETC.	32 879 224	33 897 367	3 671 762	3 836 700	2 272 224	2 039 154
1 BAR, ROD IRON, HOT-FD, COIL	11 933 808	12 674 893	933 993	1 052 602	578 477	559 125
2 BAR, ROD IRON, STL. HOT-FD	5 496 589	5 922 214	685 384	768 677	423 121	408 509
3 BAR, ROD IRON, STL. COLD-FD	1 990 504	2 192 284	413 388	424 258	255 507	225 507
4 OTH. BAR, ROD IRON, STEEL	1 366 706	1 373 146	404 845	388 033	250 386	206 394
8 ANGLES, SHAPED, IRON, STEEL	12 091 617	11 734 830	1 234 152	1 203 130	764 733	639 619
677 RAILWAY TRACK IRON, STEEL	1 177 873	1 408 340	148 163	160 025	91 346	85 229
678 WIRE OF IRON OR STEEL	3 329 808	3 341 065	634 860	685 099	392 841	364 185
1 WIRE, IRON, NON-ALLOY STL	2 904 661	2 876 375	425 955	446 122	263 928	237 124
2 WIRE, S. STL, OTH. ALLOY STL	425 147	464 690	208 905	238 977	128 913	127 061
679 TUBES, PIPES, ETC. IRON, STL	26 915 140	32 396 554	5 402 402	6 311 042	3 344 701	3 358 201
1 TUBE, ETC. SEAMLESS, IRON, ST	14 063 952	15 714 307	2 598 904	3 034 723	1 606 669	1 612 507
3 OTH. TUBE, 406.4MM+, IR, ST	5 626 757	9 334 296	720 098	1 159 392	447 511	620 867
4 OTH. TUBE, PIPE, IRON, STEEL	6 123 227	6 229 302	1 144 661	1 169 862	709 101	621 513
5 TUBE, PIPE, FITTINGS, IRON, STL	1 101 204	1 118 649	938 739	947 065	581 420	503 314
681 SILVER, PLATINUM, ETC.	17 114	17 951	964 406	1 020 238	598 494	543 422
1 SILVER	16 837	17 681	341 880	388 785	209 631	206 641
2 PLATINUM	277	270	622 526	631 453	388 863	336 781
682 COPPER	6 187 933	6 237 333	4 184 813	4 775 490	2 590 428	2 539 430
1 COPPER; ANODES; ALLOYS	683 069	598 492	312 675	332 501	193 226	176 930
3 COPPER BARS, RODS, PROFILES	841 211	815 501	471 288	502 881	291 890	267 227
4 COPPER WIRE	1 920 752	2 012 506	1 032 006	1 267 201	639 928	674 428
5 COPPER PLATE, ETC. 15MM+ TH	1 473 222	1 450 167	1 003 806	1 128 447	621 443	595 656
6 COPPER FOIL, POWDER, FLAKES	342 429	356 112	487 820	536 115	301 360	284 819
7 COPPER TUBE, PIPE, FITTINGS	927 250	1 004 555	877 118	1 008 345	542 581	536 370
683 NICKEL	196 193	193 103	518 563	632 127	320 119	335 861
1 NICKEL, NCKL. ALLOY, UNWRGT	81 347	77 467	158 102	183 192	97 285	97 617
2 NICKEL, NICKEL ALLOY, WRKD	114 846	115 636	360 461	448 935	222 824	238 244
684 ALUMINIUM	9 350 771	9 838 051	5 465 970	6 143 975	3 387 326	3 265 216
1 ALUM., ALUM. ALLOY, UNWRGHT	2 953 090	3 249 685	986 514	1 327 409	611 229	704 140
2 ALUMINIUM, ALUM. ALLOY, WRK	6 397 681	6 588 366	4 479 456	4 816 566	2 776 097	2 561 076
685 LEAD	859 422	974 990	157 222	174 737	97 392	93 189
1 LEAD, LEAD ALLOY, UNWRGHT.	685 628	772 785	109 974	121 673	68 142	64 979
2 LEAD, LEAD ALLOYS, WORKED	173 794	202 205	47 248	53 064	29 250	28 210
686 ZINC	1 267 247	1 450 834	396 524	506 169	244 184	269 028
1 ZINC, ZINC ALLOY, UNWRGHT.	942 518	1 136 487	258 095	359 187	158 483	190 957
3 ZINC, ZINC ALLOYS, WORKED	324 729	314 347	138 429	146 982	85 701	78 071
687 TIN	40 597	35 724	49 546	54 562	30 515	28 947
1 TIN, TIN ALLOYS, UNWRDUGHT	23 822	18 404	25 186	25 493	15 465	13 508
2 TIN, TIN ALLOYS, WORKED	16 775	17 320	24 360	29 069	15 050	15 439
689 MISC. NON-FERR. BASE METAL	108 250	125 975	210 931	267 133	130 747	141 817
1 TUNGSTEN, ETC. UNWRDUGHT	44 023	57 015	76 085	105 046	47 204	55 818
8 COBALT, CADMIUM, ETC. UNWRRT	28 471	41 896	63 523	88 709	39 394	46 988
9 BASE METAL NES, WST, SCRAP	35 756	27 064	71 323	73 378	44 149	39 011
691 METALLIC STRUCTURES NES	5 757 253	5 402 358	2 954 788	2 701 476	1 834 102	1 435 837
1 METAL STRUCTURES, PARTS	5 096 063	4 789 210	2 016 671	1 839 832	1 252 543	978 078
2 ALUMINIUM STRUCTURE, PRTS	661 190	613 148	938 117	861 644	581 559	457 759

4 IMPORTS AND EXPORTS (SPECIAL TRADE) BY GROUPS AND SUBGROUPS OF THE SITC-REV. III
4.2 EXPORTS

GROUP / SUBGROUP	1990 DT = 100 KG	1989	1990 1 000 DM	1989	1990 1 000 \$	1989
692 CONTAINERS, STORAGE, TRNSP	2 405 043	2 515 759	1 458 169	1 432 240	902 755	760 919
1 RESERVOIR, TANKS, VATS, ETC	367 256	405 413	313 629	290 525	194 968	154 289
4 TANKS, CASKS, DRUMS, ETC.	2 037 787	2 110 346	1 144 540	1 141 715	707 787	606 630
693 WIRE PRODUCTS EXCL. ELECT	3 848 621	3 801 889	921 544	963 812	570 496	512 482
1 STRANDED WIRE, CABLE, ETC.	1 192 309	1 218 007	496 488	539 402	307 359	287 079
2 BARBED WIRE, ETC. IRON, STL	15 830	14 826	4 309	4 304	2 667	2 287
5 METAL FENCING, GAUZE ETC.	2 640 482	2 569 056	420 747	420 106	260 470	223 116
694 NAILS, SCREWS, NUTS, ETC.	2 260 591	2 249 288	1 796 588	1 826 292	1 111 691	970 602
1 NAILS, TACKS, ETC. IRON, STL	213 606	231 031	110 009	126 822	68 024	67 344
2 SCREWS, BOLTS, NUTS, IRN. ST	2 007 421	1 978 159	1 586 780	1 598 034	981 947	849 348
3 NAILS, TACKS, ETC. COPPER	30 872	31 480	74 467	76 319	46 070	40 550
4 NAILS, TACKS, ETC. ALUMINUM	8 692	8 618	25 332	25 117	15 650	13 360
695 TOOLS	1 269 678	1 090 529	4 251 902	4 057 705	2 635 383	2 159 440
0 CPL IND PLANT CHAPTER 82	1 178	317	4 914	1 243	3 047	673
1 HAND TOOLS	52 629	59 994	74 564	82 326	45 746	43 857
2 HAND SAW, FILE, RASP, ETC.	70 959	67 000	195 728	190 769	121 178	101 436
3 SPANNERS, WRENCHES, ETC.	59 070	53 595	118 868	117 117	73 499	62 287
4 HAND TOOLS, ETC. NES	245 479	216 355	451 136	446 023	279 576	237 061
5 SAW BLADES	132 978	125 925	349 347	340 376	216 178	181 078
6 KNIVES, CUTTING BLADES	505 397	361 875	2 598 608	2 413 878	1 612 217	1 285 212
7 TOOL SETS, RETAIL SALE	201 988	205 468	458 737	465 973	283 942	247 836
696 CUTLERY	154 233	148 003	788 507	756 548	489 175	401 910
697 HOUSEHOLD EQUIPMENT, NES	884 746	892 386	1 037 417	1 023 936	643 327	544 852
699 MANUFACTS. BASE METAL, NES	8 298 334	8 159 667	7 718 224	7 543 522	4 780 153	4 010 150
1 LOCKS, SAFES, STRONG BOXES	1 710 239	1 623 897	2 874 730	2 736 932	1 781 199	1 455 280
2 CHAIN, IRON, STEEL	281 312	329 455	145 883	164 138	90 451	87 414
3 PINS, NEEDLES, IRN. STL, ETC	52 248	92 267	213 195	217 536	132 026	115 593
4 SPRINGS, LEAVES, METAL	600 747	626 726	473 574	451 740	292 997	261 551
5 MISC. ARTICLES, BASE METAL	632 237	609 577	615 644	590 856	381 252	314 111
6 ARTICLES IRON, STEEL, NES	4 211 598	4 078 498	2 207 076	2 110 222	1 367 954	1 121 975
7 ARTICLES NES, COPPER, ETC.	744 099	770 202	1 011 681	1 054 843	625 166	560 109
8 ARTICLES COBALT, ETC., NES	13 202	13 066	109 981	105 497	67 891	56 020
9 ARTICLES. TUNGSTEN, ETC. NES	12 652	15 979	66 520	71 758	41 217	38 097
700 CPL IND PLANT (84/85/87)	1 062 779	1 268 135	3 798 057	3 699 628	2 343 573	1 971 114
711 STEAM GENER. BOILERS, ETC.	200 929	237 419	275 112	454 614	169 980	241 859
1 STEAM, SUPER-HEAT BOILERS	79 901	131 102	88 199	276 724	54 394	147 305
2 AUX. BOILR PLANT, CONDENS	39 459	23 551	43 036	39 815	26 536	21 162
9 PARTS FOR STEAM BOILERS	81 569	82 766	143 877	137 975	89 050	73 392
712 STEAM TURBINES	80 195	97 701	494 705	555 572	304 522	295 860
1 STEAM, VAPOUR TURBINES	31 647	33 814	200 147	199 423	122 246	105 299
8 PARTS FOR STEAM TURBINES	48 548	63 887	294 558	356 149	182 276	190 561
713 INTRNL COMBUS PSTN ENGIN	5 732 894	5 539 739	9 463 073	9 013 926	5 885 461	4 800 298
1 AIRCRAFT PISTON ENGINES	2 697	2 281	13 867	24 547	8 430	13 051
2 INTRNL COMB. ENGINE VEHCL	1 982 660	1 715 662	3 640 220	3 033 962	2 277 364	1 615 251
3 MARINE PISTON ENGINES	83 556	71 815	506 733	386 206	316 273	207 657
8 PISTON ENGINES, NES	552 031	469 848	855 851	951 375	529 383	505 175
9 PARTS, NES. IC. PISTON ENGS	3 111 950	3 280 033	4 446 602	4 617 836	2 754 011	2 458 164
714 ENGINES, MOTORS NON-ELECT	100 893	50 941	2 548 842	2 473 444	1 575 596	1 312 273
716 ROTATING ELECTRIC PLANT	1 558 526	1 440 944	3 776 815	3 539 568	2 341 784	1 883 130
1 ELECTRIC. MOTORS<=37.5W	191 061	132 508	575 248	580 200	356 285	308 637
2 ELEC. MOTORS, GENERATORS. DC	177 025	160 781	598 728	594 771	371 385	316 344
3 ELEC. MOTORS, GENERATORS. AC	815 087	753 134	1 573 931	1 477 725	976 300	786 173
4 ELECTR. ROTARY CONVERTERS	25 949	31 850	79 850	83 990	49 884	44 733
5 GENERATING SETS	125 333	84 252	341 157	214 624	210 875	114 350
9 PARTS, NES. ROT. ELEC. PLANT	284 071	278 419	607 901	588 258	377 055	312 893
718 OTH. POWR. GENRTNG. MACHNRY	330 518	344 670	1 492 819	1 981 665	917 882	1 057 842
1 HYDRIC. TURBINE, WTR. WHEEL	30 636	34 376	68 035	101 811	42 014	53 593
7 NUCLEAR REACTORS, PTS NES	4 013	8 126	479 356	935 962	290 838	501 916
9 ENGINES, MOTORS NES, PARTS	295 869	302 168	945 428	943 892	585 030	502 333
721 AGRIC. MACHINES, EX. TRACTR	2 101 028	2 147 102	2 430 253	2 451 241	1 493 081	1 301 587
1 CULTIVATING MACHNERY, ETC	412 212	418 149	392 615	397 316	242 447	211 045
2 HARVESTING ETC. MACHINES	1 367 603	1 449 320	1 549 373	1 612 744	948 557	855 943
3 DAIRY MACHINERY ETC. PRTS	58 651	55 084	214 395	202 073	132 230	107 634
9 AGRIC. HORT. ETC. MACHS. NES	262 662	224 549	273 870	239 108	169 847	126 965
722 TRACTORS	2 284 259	2 082 854	2 414 771	2 170 512	1 497 309	1 155 758
723 CIVIL ENGINEERING EQUIPT	4 315 893	4 783 820	4 705 887	5 021 913	2 903 211	2 669 502
1 SELF-PROPELLD. DOZERS ETC	101 910	125 138	69 035	73 201	42 680	38 896
2 MECH. SHOVEL ETC. S-PROPLD	1 591 081	1 999 506	1 374 135	1 627 901	845 997	866 595
3 CONSTR. MINING MACHNRY ETC	488 038	531 238	618 335	684 339	379 763	362 276
4 CONST. & MINING MACHS. NES	419 028	414 980	800 543	771 624	491 407	409 576
9 PTS NES, CVL. ENGINRG. MACH	1 715 856	1 713 058	1 843 839	1 864 848	1 143 364	992 159
724 TEXTILE, LEATHER MACHINES	2 446 375	2 393 789	9 223 550	9 051 311	5 713 997	4 821 322

4 IMPORTS AND EXPORTS (SPECIAL TRADE) BY GROUPS AND SUBGROUPS OF THE SITC-REV. III
4.2 EXPORTS

GROUP / SUBGROUP	1990 DT = 100 KG	1989	1990 1 000 DM	1989	1990 1 000 \$	1989
725 PAPER,PULP MILL MACHINES	770 184	726 936	2 621 465	2 422 623	1 625 275	1 291 715
1 PAPER,PULP,MAKING MACHRY	162 468	114 485	377 093	307 112	233 864	163 745
2 OTH.PULP,PAPER,MAKNG MCH	352 532	341 407	1 449 481	1 288 850	898 670	687 524
9 PARTS,PAPER MILL ETC.MCH	255 184	271 044	794 891	826 661	492 741	440 446
726 PRINTNG,BOOKBINDNG MACHS	1 468 946	1 564 022	6 560 349	6 767 074	4 062 608	3 611 297
727 FOOD-PROCESS.MCH.NON DOM	322 412	344 533	1 437 227	1 503 172	890 976	800 832
1 GRAIN WORKNG MACHS,PARTS	35 743	39 084	65 962	76 362	40 954	40 727
2 OTH.FOOD-PROC.MACH PARTS	286 669	305 449	1 371 265	1 426 810	850 022	760 105
728 OTH.MACH,PTS,SPCL INDUST	4 362 835	4 222 000	13 540 024	12 459 628	8 401 381	6 641 083
1 MCH-TOOLS,SPECIAL.INDUST	735 091	707 827	2 074 313	1 973 403	1 288 169	1 051 382
3 OTH.MINERAL WORKING MACH	964 538	927 270	1 629 175	1 478 145	1 010 017	786 752
4 MACH.APPL.SPCL INDUS NES	2 289 790	2 189 770	7 853 612	7 083 681	4 872 848	3 777 614
5 PARTS PUBLIC WRK MACH ETC	373 416	397 133	1 982 924	1 924 399	1 230 347	1 025 335
731 METAL REMOVAL WORK TOOLS	1 210 411	1 270 496	5 176 722	5 206 347	3 212 077	2 778 666
1 MACH.TOOLS,METAL REMOVAL	32 741	35 013	249 983	286 823	155 668	153 318
2 MCH-TL,WRKNG MTL,NOLATHS	220 742	227 095	1 088 205	1 105 263	673 790	587 941
3 LATHES,METAL-WORKING	275 610	292 090	1 132 748	1 195 547	702 220	639 986
4 UNIT HEAD,DRILL,ETC.MACH	102 277	139 439	250 327	328 979	154 529	175 851
5 METAL MILLING MACHNS,ETC	167 918	192 597	642 371	705 000	398 059	375 431
6 MTL.SURFC.FINISHNG TOOLS	234 702	210 720	1 204 271	1 069 329	747 912	570 814
7 MTL.SHAPING,CUTNG. TOOLS	176 421	173 542	608 817	515 306	379 499	275 325
733 MACH-TOOLS,METAL-WORKING	895 335	876 563	2 238 889	2 139 000	1 391 856	1 139 435
1 METAL FORMING MACH.TOOLS	741 183	722 018	1 612 037	1 526 811	1 002 266	812 777
9 OTH.MACH-TOOL,METALWRKNG	154 152	154 545	626 852	612 189	389 590	326 658
735 PARTS,NES,FOR MACH-TOOLS	451 349	422 619	1 901 464	1 840 596	1 180 315	981 158
1 WORK-HOLDERS,TOOL HOLDER	109 339	97 687	648 894	637 998	402 413	339 846
9 PARTS,NES,MCH-TOOL W.MTL	342 010	324 932	1 252 570	1 202 598	777 902	641 312
737 METALWORKING MACHNRY NES	1 203 011	1 045 747	2 118 253	2 029 717	1 317 493	1 076 188
1 FOUNDRY EQUIPMNT PTS NES	331 777	214 178	299 741	222 006	185 803	118 070
2 MTL-ROLLING MILLS,ROLLS	669 616	624 669	627 035	634 455	390 533	335 651
3 WELDING,BRAZING ETC.MACH	173 288	179 618	1 020 030	994 435	634 770	530 390
4 SOLDERING MACHINES ETC.	28 330	27 282	171 447	172 821	106 387	92 077
741 HEATNG,COOLNG EQUIP,PART	2 319 085	2 116 638	5 880 402	5 320 618	3 652 483	2 831 405
742 PUMPS FOR LIQUIDS,PARTS	1 100 341	1 075 246	4 921 602	4 855 171	3 048 230	2 586 590
1 PUMPS W.MEASURING DEVICE	15 284	13 968	78 715	73 206	48 845	38 965
2 FUEL PUMPS,IC.PISTON ENG	169 946	174 342	1 365 069	1 377 705	843 552	734 797
3 CONCRETE PUMPS	53 868	47 090	132 068	100 118	82 485	53 211
4 RECIPROCATING PUMPS,NES	153 433	157 938	753 146	743 170	466 113	395 634
5 ROTARY PUMPS, NES	126 199	126 550	652 027	644 928	404 468	342 965
6 CENTRIFUGAL PUMPS, NES	306 137	311 166	820 754	815 945	508 621	435 854
7 PUMPS,LIQID ELEVATR ETC	31 258	30 003	110 328	145 273	68 122	76 862
9 PARTS,PUMPS,LIQ.ELEVATOR	244 216	214 189	1 009 495	954 826	626 024	508 302
743 PUMPS NES,CENTRIFUGS ETC	2 378 043	2 284 849	6 282 378	5 833 524	3 895 461	3 106 244
1 AIR,VACUUM PUMP,COMPRESS	757 164	734 847	1 778 032	1 640 780	1 101 591	873 420
4 FANS,COOKER HOODS W.FAN	311 104	322 125	782 386	796 794	484 337	424 287
5 CENTRIFUGES NES	86 395	80 296	469 943	434 558	293 025	231 552
6 MACHS.FILTER GAS,LIQUIDS	691 286	635 688	1 804 174	1 538 734	1 119 036	819 654
8 PARTS,AIR PUMPS,FANS ETC	194 668	203 645	630 226	637 614	390 431	339 099
9 PART,CENTRIFUGE,FILT.ETC	337 426	308 248	817 617	785 044	507 041	418 232
744 MECHANICAL HANDLNG EQUIP	4 148 466	4 014 280	6 113 476	5 596 229	3 788 156	2 978 860
1 WORK TRUCKS,TRACTORS,ETC	1 211 197	1 234 426	1 337 543	1 302 910	828 295	693 704
2 PULLEY TACKLE,WINCHS,ETC	139 522	116 561	297 959	252 093	184 641	134 033
3 DERRICKS; CRANES ETC.	645 516	720 819	628 842	557 335	389 270	296 829
4 JACKS,HOISTS FOR VEHICLE	187 730	186 129	202 623	203 238	125 515	108 169
7 GOODS ETC.ELEVATORS ETC.	512 057	461 884	1 145 051	1 015 922	709 949	541 708
8 LIFTING ETC.MACHINES NES	632 584	627 174	1 168 258	1 082 730	723 280	575 290
9 PARTS,HOISTS,LIFTS EQUIP	819 860	667 287	1 333 200	1 182 001	827 206	629 127
745 OTH.NONELEC MCH,TOOL,NES	1 735 311	1 703 241	7 266 540	6 990 803	4 501 213	3 721 937
1 NON-ELEC HAND TOOL,PARTS	93 609	86 555	623 933	580 572	385 714	308 794
2 INDUS WASHNG,BOTTLNG MCH	557 145	541 324	3 683 342	3 538 644	2 287 682	1 886 490
3 WEIGHING MCH,WEIGHTS,PTS	130 063	135 023	537 705	525 095	333 775	279 615
6 SPRAYING MACHINERY ETC.	550 654	557 219	1 636 420	1 646 552	1 010 515	874 227
9 OTH.NON-ELECT MACH,PARTS	403 840	383 120	785 140	699 940	483 527	372 611
746 BALL OR ROLLER BEARINGS	1 111 135	1 092 165	2 903 398	2 791 819	1 796 209	1 486 244
1 BALL BEARINGS	337 400	329 958	1 072 679	1 038 763	663 182	552 942
2 TAPERD ROLLER BEARNG ETC	217 971	230 470	482 190	475 191	297 912	252 948
3 SPHERICAL ROLLER BEARNGS	95 210	97 241	201 580	195 520	125 002	104 201
4 NEEDLE ROLLER BEARINGS	46 967	54 559	271 533	296 990	167 611	157 963
5 OTHER CYL.ROLLER BEARING	132 346	121 160	430 464	370 884	266 866	197 893
8 OTHR.BALL,ROLLER BEARING	20 876	22 215	90 858	86 395	56 455	45 857
9 PARTS,BALL,ROLLR BEARING	260 365	236 562	354 094	328 076	219 181	174 440
747 TAPS,COCKS,VALVES,ETC.	1 138 635	1 110 010	4 305 160	4 195 979	2 669 125	2 232 115
1 PRESSURE-REDUCING VALVES	20 354	18 664	98 785	89 725	61 184	47 740
2 OLEOHYDRAULIC ETC.VALVES	116 271	114 757	851 646	825 038	526 533	438 911
3 CHECK VALVES	29 251	33 117	96 198	104 194	59 709	55 360
4 SAFETY, RELIEF VALVES	25 405	25 492	151 079	143 773	93 616	76 414
8 TAPS,COCKS,VALVE.ETC.NES	811 501	774 893	2 662 750	2 604 293	1 652 446	1 385 367

4 IMPORTS AND EXPORTS (SPECIAL TRADE) BY GROUPS AND SUBGROUPS OF THE SITC-REV. III
4.2 EXPORTS

GROUP / SUBGROUP	1990 DT = 100 KG	1989	1990 1 000 DM	1989	1990 1 000 \$	1989
7479 PARTS FOR TAPS, COCKS, ETC	135 853	143 087	444 702	428 956	275 537	228 323
748 TRANSMISSIONS SHAFTS ETC	2 516 848	2 558 829	4 209 014	4 032 122	2 606 877	2 145 854
1 TRANSMISSN SHAFTS, CRANKS	849 018	888 553	687 941	654 717	426 145	348 209
2 BEARING HOUSNG, SHFT BRNGS	201 810	198 813	633 256	607 418	391 618	323 265
3 ARTICULD LINK CHAIN, PTS	239 047	236 248	239 708	224 552	148 414	119 354
4 GEAR, GEAR BOX, PARTS, ETC.	483 776	478 825	1 279 163	1 278 950	791 604	681 533
5 FLYWHEELS AND PULLEYS	144 933	156 563	134 629	127 698	83 407	67 967
6 CLUTCHES, SHAFT COUPLINGS	73 550	75 114	309 742	299 423	182 185	159 462
9 PART, NES, SHAFTS, ETC.	524 714	524 713	924 575	838 364	573 504	446 064
749 NON-ELECT MACH. PARTS, ETC	1 126 366	964 552	2 962 401	2 646 648	1 837 731	1 409 544
1 MOULDNGS FOR MTL. FOUNDRY	283 878	263 476	1 169 502	1 056 749	726 195	562 879
2 GASKETS, ETC.	45 988	44 174	341 097	319 947	211 047	170 154
9 MACH PARTS, NON-ELECT NES	796 500	656 902	1 451 802	1 269 952	900 489	676 511
751 OFFICE MACHINES	364 766	361 101	2 153 307	2 258 306	1 338 110	1 204 608
1 TYPEWRITRS, WD-PROC MACHS	43 815	51 773	233 686	275 257	144 958	146 675
2 CALCULATNG, ACCTG, ETC. MCH	19 649	22 233	252 131	300 217	155 553	160 239
3 PHOTO, THERMOCOPY APPARAT	197 864	184 820	1 050 854	1 033 781	652 041	551 488
9 OTHER OFFICE MACHINE NES	103 438	102 275	616 636	649 051	385 558	345 206
752 AUTOMATC. DATA PROC. EQUIP	425 457	460 883	8 567 274	8 847 269	5 320 793	4 722 491
1 ANALOG OR HYBRID COMPUTR	26	10	1 096	1 082	677	572
2 DIGITAL COMPUTERS	28 426	25 323	816 256	625 455	509 420	333 614
3 DIGTL PROC. STORAGE UNITS	132 729	129 966	2 775 949	2 842 691	1 721 126	1 517 287
6 INPUT OR OUTPUT UNITS	156 594	163 430	2 021 662	2 133 710	1 251 954	1 138 344
7 STORAGE UNITS, DATA PROC.	89 759	119 901	2 515 567	2 787 089	1 566 529	1 489 148
9 DATA PROC EQUIPMENT, NES	17 923	22 253	436 744	457 232	271 087	243 526
759 PARTS, FOR OFFICE MACHINS	314 857	277 136	5 055 562	4 878 837	3 133 275	2 599 039
1 PARTS, OF COPYING MACHINE	106 051	85 459	575 665	502 461	356 700	267 914
9 PARTS, DATA PROC. ETC. MCH	208 806	191 677	4 479 897	4 376 376	2 776 575	2 331 125
761 TELEVISION RECEIVERS ETC	877 265	822 424	3 526 428	3 420 401	2 199 246	1 829 924
1 COLOUR TELEVISN RECEIVER	872 280	815 366	3 504 181	3 391 419	2 185 544	1 814 523
2 BLACK, WHITE TV RECEIVERS	4 985	7 058	22 247	28 982	13 702	15 401
762 RADIO-BROADCAST RECEIVER	116 891	106 040	805 033	783 863	497 954	417 520
1 MOTOR VEH. RADIO RECEIVER	44 337	42 114	566 688	565 081	350 358	300 674
2 PORTABLE RADIO RECEIVERS	29 789	28 284	106 858	106 312	66 026	56 886
8 OTHER RADIO RECEIVERS	42 765	35 642	131 487	112 470	81 570	60 160
763 SOUND RECORDER, PHONOGRPH	73 617	86 881	609 798	810 517	378 314	431 294
764 TELECOMM. EQUIP. PARTS NES	689 229	650 382	6 751 989	6 687 817	4 195 008	3 562 894
1 LINE TELEPHONE ETC. EQUIP	77 976	69 649	1 663 388	1 683 907	1 033 189	895 301
2 MICROPH. LOUDSPKRS, AMPLIF	152 404	139 864	419 900	417 518	260 536	222 316
3 TV, RADIO TRANSMITTRS ETC	16 633	14 668	726 750	637 007	452 570	339 500
8 TELECOMMUN. EQUIPMENT, NES	11 408	12 508	647 526	726 405	401 102	386 983
9 PARTS, TELECOMMUN. EQUIPT	430 808	413 693	3 294 425	3 222 980	2 047 611	1 718 794
771 ELECT POWER MACHNY. PARTS	953 361	864 201	2 736 608	2 324 319	1 695 562	1 237 684
1 TRANSFORMERS, ELECTRICAL	371 612	331 263	684 771	602 359	423 707	320 420
2 OTH. ELEC POWER MACH, PART	581 749	532 938	2 051 837	1 721 960	1 271 855	917 264
772 ELEC. SWITCH. RELAY. CIRCUIT	1 889 663	1 794 616	11 669 877	11 268 220	7 223 933	5 993 676
773 ELECTR DISTRIBT. EQPT NES	2 197 743	2 030 391	2 942 033	2 757 600	1 826 731	1 467 078
1 INSULTD WIRE, ETC. CONDUCTR	2 010 732	1 864 669	2 516 278	2 362 159	1 563 884	1 256 806
2 ELECTRC. INSULATING EQUIP	187 011	165 722	425 755	395 441	262 847	210 272
774 ELECTRO-MEDCL, XRAY EQUIP	158 780	140 309	2 750 090	2 782 260	1 709 864	1 482 486
1 ELECTRO-MEDICAL EQUIPMNT	50 525	38 451	673 251	699 985	417 281	372 436
2 X-RAY APPARATUS ETC. PART	108 265	101 858	2 076 839	2 082 275	1 292 583	1 110 050
775 DOM. ELEC, NON-ELEC. EQUIPT	4 704 082	4 480 048	6 806 528	6 332 138	4 220 598	3 371 805
1 HOUSEHOLD LAUNDRY EQUIPT	1 419 778	1 362 812	1 433 953	1 346 894	891 144	718 312
2 DOM. REFRIGERATRS, FREEZRS	946 494	863 442	938 958	842 127	580 546	448 094
3 DOMESTIC DISHWASHNG MACH	841 548	747 440	980 861	861 146	607 327	458 705
4 ELEC. SHAVERS, CLIPPERS, PTS	35 762	33 340	566 209	426 252	349 734	227 016
7 DOM. ELECT-MECHANICL APPL	389 669	380 427	816 768	793 567	506 568	422 051
8 ELECTRO-THERMIC APPL NES	1 070 841	1 092 587	2 069 979	2 062 152	1 285 279	1 097 627
776 TRANSISTORS, VALVES, ETC.	623 247	575 929	6 414 344	6 655 759	3 977 813	3 540 227
1 TV PICTURE TUBES, CRT, ETC	497 286	454 917	546 291	516 945	340 968	275 876
2 OTH. ELECTRONC VALV, TUBES	41 592	36 936	266 130	268 897	165 497	143 103
3 DIODES, TRANSISTORS ETC.	30 561	34 200	945 740	955 841	586 641	508 509
4 ELECTRONIC MICROCIRCUITS	32 127	27 738	4 420 877	4 655 654	2 739 698	2 475 096
8 ELCTRN COMP PTS, CRYSTALS	21 681	22 138	235 306	258 422	145 009	137 643
778 ELECTRIC. MACH. APPART. NES	4 598 041	4 701 078	10 367 773	10 025 644	6 426 859	5 338 726
1 BATTERIES, ACCUMULATORS	1 227 911	1 139 485	954 415	907 898	593 798	484 223
2 ELECTRIC LAMPS, BULBS ETC	376 887	361 361	1 330 534	1 208 349	824 422	644 748
3 AUTOMOTIVE ELECTRC. EQUIP	1 024 583	1 058 888	2 462 420	2 559 626	1 525 151	1 362 216
4 ELECTRO-MECH. HAND TOOLS	334 183	326 847	1 299 356	1 283 885	802 914	683 679
6 ELECTRICAL CAPACITORS	74 909	73 278	633 017	635 171	392 225	337 873
7 ELEC MCH WTH INDIV FUNCT	172 156	173 335	1 616 081	1 557 403	1 004 835	829 044
8 ELECT MACHNERY, EQUIP, NES	1 387 412	1 567 904	2 071 950	1 873 312	1 283 514	996 943
781 PASS. MOTOR VEHCLS. EX. BUS	30 735 134	31 874 720	66 576 524	66 475 485	41 168 761	35 433 183

4 IMPORTS AND EXPORTS (SPECIAL TRADE) BY GROUPS AND SUBGROUPS OF THE SITC-REV. III
4.2 EXPORTS

GROUP / SUBGROUP	1990 DT = 100 KG	1989	1990 1 000 DM	1989	1990 1 000 \$	1989
7811 SNOW VEHCL,GOLF CARS ETC 2 PASS.TRANSPORT VEHICLES	70 30 735 064	86 31 874 634	136 66 576 388	205 66 475 280	83 41 168 678	111 35 433 072
782 GOODS,SPCL TRANSPORT VEH	6 769 588	7 754 441	9 074 433	9 751 291	5 608 415	5 191 538
1 GOODS VEHICLES	5 892 761	6 672 973	7 478 692	8 298 661	4 619 381	4 417 076
2 SPECIAL PURPOSE VEHICLES	1 076 827	1 081 468	1 595 741	1 452 630	989 034	774 462
783 ROAD MOTOR VEHICLES NES	1 327 711	1 659 288	2 263 328	2 617 297	1 393 974	1 396 702
1 PUB-TRANSPORT PASS VEHCL	431 965	463 978	935 226	946 132	577 603	506 309
2 ROAD TRACTOR,SEMITRAILER	895 746	1 195 310	1 328 102	1 671 165	816 371	890 393
784 PARTS,TRACTORS,MOTOR VEH	19 335 426	19 051 765	27 064 942	26 133 407	16 822 292	13 901 236
1 MOTOR VEHICLE CHASSIS	242 723	250 273	465 325	477 191	289 411	255 674
2 MOTOR VEHICLE BODIES	111 999	129 114	173 473	174 410	107 768	92 859
3 OTHER PARTS,MOTOR VEHICL	18 980 704	18 672 378	26 426 144	25 481 806	16 425 113	13 552 703
785 CYCLES,MOTORCYCLES ETC.	383 643	353 200	920 357	807 642	568 400	429 975
1 MOTORCYCLES ETC.	84 729	84 782	355 351	324 347	218 851	172 918
2 BICYCLES ETC.NON-MOTORIZED	114 455	107 018	185 866	163 967	114 183	87 170
3 INVALID CARRIAGES,PARTS	184 459	161 400	379 140	319 328	235 366	169 887
786 TRAILERS,SEMI-TRAILR,ETC	2 835 232	2 990 357	2 329 452	2 407 590	1 439 587	1 282 002
1 HOUSING,CAMPING,TRAILERS	350 969	347 501	512 338	482 509	316 138	257 557
2 TRAILERS,TRANSPORT GOODS	612 613	731 569	468 201	538 598	288 860	287 156
3 TRANSPORT CONTAINERS	153 634	247 053	119 778	237 452	74 828	126 519
8 OTH.NONMOTR VEH,TRLR PTS	1 718 016	1 664 234	1 229 135	1 149 031	759 761	610 770
791 RAILWAY VEHICLES.EQUIPNT	811 483	846 596	1 034 824	1 078 882	642 421	576 150
0 CPL IND PLANT CHAPTER 86	351	3 778	1 479	22 424	877	12 037
1 ELEC.LOCOS NON-SELF-GENR	1 519	1 236	4 749	1 194	2 874	624
2 OTHR.LOCOMOTIVES,TENDERS	84 140	74 804	131 084	105 571	80 026	56 566
6 SLF-PROP.RAIL,TRAM.COACH	42 707	53 896	130 173	133 821	81 407	71 252
7 RAIL,TRAM.COACH,ETC.N.SP	61 255	37 741	28 213	24 954	17 669	13 176
8 RAIL,TRAM.FRGT CARS ETC	216 303	266 740	107 032	118 622	66 057	63 683
9 RAIL.TRACK FIXTURES,PRTS	405 208	408 401	632 094	672 296	393 511	358 812
792 AIRCRAFT,ASSOCTD.EQUIPNT	143 320	134 566	12 666 205	13 621 139	7 902 167	7 243 758
1 HELICOPTERS	915	1 092	139 778	161 783	86 443	85 413
2 AIRCRFT ETC.ULW <=2000KG	1 342	1 236	29 517	22 897	18 504	12 208
3 AIRCRFT,ULW 2001-15000KG	1 715	2 305	240 501	178 159	150 432	95 601
4 AIRCRFT ETC.ULW >15000KG	69 481	68 166	7 670 368	8 820 541	4 794 009	4 689 076
5 SPACECRFT ETC.LAUNCH VEH	1 159	1 114	626 266	630 523	382 337	393 315
8 AIRCRAFT NES,ASSOC EQUIP	1 550	2 290	43 072	35 643	26 382	18 699
9 PARTS,NES,AIRCRAFT,EQUIP	67 158	58 363	3 916 703	3 771 593	2 444 260	2 009 446
793 SHIP,BOAT,FLOAT.STRUCTRS	7 266 656	5 881 015	3 068 548	1 920 285	1 913 655	1 021 635
1 YACHTS,SPORTS VESSLS,ETC	85 063	64 417	272 526	176 508	164 844	93 358
2 SHIPS,BOATS,OTHR.VESSELS	4 138 142	3 902 955	2 454 172	1 547 379	1 537 379	822 748
3 VESSELS,OTH.FLOAT.STRUCT	2 785 096	1 535 828	116 698	63 231	71 799	33 371
5 SPEC.PURPOSE VESSELS ETC	210 322	306 050	178 831	79 757	110 744	42 600
7 TUGS AND PUSHER CRAFT	35 957	56 389	24 704	24 604	15 540	13 980
9 OTHR.FLOATING STRUCTURES	12 076	15 376	21 617	28 806	13 349	15 478
800 CPL IND PLANT CHAP 90/94	9 199	9 740	96 476	144 862	59 779	77 156
811 PREFABRICATED BUILDINGS	1 246 567	955 780	281 892	289 513	174 290	153 973
812 PLUMBNG,SANITRY,EQPT.ETC	1 141 866	1 139 478	1 198 426	1 156 895	745 931	615 864
1 BOILRS.RADIATRS,ETC.N.EL	959 996	943 435	1 049 901	1 011 274	654 046	538 472
2 CERAMIC PLUMBNG FIXTURES	181 870	196 043	148 525	145 621	91 885	77 392
813 LIGHTNG FIXTURES ETC.NES	608 408	560 353	1 524 127	1 396 234	946 204	743 420
1 LAMPS,LIGHT FITTINGS NES	426 407	403 311	1 172 460	1 086 505	728 104	578 686
2 ILLUMINATED SIGNS ETC.	32 340	11 662	63 137	34 783	39 349	18 545
8 PARTS,PORTABLE ELEC LAMP	370	202	2 617	2 398	1 638	1 267
9 PARTS,LIGHT FITTING,SIGNS	149 291	145 178	285 913	272 448	177 113	144 922
821 FURNITURE,CUSHIONS,ETC.	8 816 132	8 529 431	7 200 114	6 902 690	4 464 551	3 674 052
1 CONVERTIBLE SEATS,PARTS	1 764 747	1 680 389	2 371 863	2 281 764	1 468 387	1 214 959
2 MATTRESSES, ETC.	219 487	202 108	313 311	306 503	195 071	163 615
3 METAL FURNITURE NES	917 575	922 931	728 554	685 626	451 396	365 236
5 FURNITURE,NES,OF WOOD	4 789 804	4 734 155	3 052 748	2 978 021	1 894 687	1 583 766
7 FURNITURE NES,OTHR.MATRL	110 195	112 416	180 566	170 086	112 061	90 552
8 PARTS,MTL,WOOD FURNITURE	1 014 324	877 432	553 074	480 690	342 949	255 924
831 TRUNK,SUIT-CASES,BAG,ETC	149 624	130 865	556 958	521 877	346 456	277 752
1 HANDBAGS,NES	9 284	9 625	128 612	124 864	80 008	66 470
2 TRUNKS, SUIT-CASES,ETC.	48 055	47 506	125 324	127 517	77 900	67 761
3 TRAVEL SET,TOILT,SEW,ETC	2 084	1 383	8 458	5 177	5 311	2 737
9 TRAVEL GOODS NES	90 201	72 351	294 564	264 319	183 237	140 784
841 MENS,BOYS CLOTHNG,X-KNIT	293 853	279 507	2 333 676	2 134 526	1 451 353	1 135 456
1 OVERCOATS,OUTERWEAR,ETC.	42 960	45 206	362 815	377 944	227 662	200 054
2 SUITS AND ENSEMBLES	35 227	37 101	488 072	473 882	301 804	252 403
3 JACKETS AND BLAZERS	33 001	31 961	434 187	397 236	269 621	211 381
4 TROUSERS,BREECHES,ETC.	130 054	109 916	735 656	590 990	458 125	314 566
5 SHIRTS	47 478	48 663	292 666	271 959	181 507	144 872
6 UNDERWEAR,NIGHTWEAR ETC.	5 133	6 660	20 280	22 515	12 634	11 980
842 WOMEN,GIRL CLOTHNG,XKNIT	370 124	342 669	4 824 246	4 198 560	2 860 788	2 233 898
1 OVERCOATS,OTH.COATS ETC.	71 245	64 612	667 520	578 850	416 560	305 726

4 IMPORTS AND EXPORTS (SPECIAL TRADE) BY GROUPS AND SUBGROUPS OF THE SITC-REV. III
4.2 EXPORTS

GROUP / SUBGROUP	1990 DT = 100 KG	1989	1990 1 000 DM	1989	1990 1 000 \$	1989
8422 SUITS AND ENSEMBLES	22 829	24 794	364 203	393 617	223 611	209 930
3 JACKETS	45 538	45 165	748 546	693 668	464 600	369 469
4 DRESSES	17 608	18 841	307 276	357 280	188 640	190 348
5 SKIRTS & DIVIDED SKIRTS	77 869	75 284	939 998	868 340	580 471	462 513
6 TROUSERS, BREECHES ETC.	74 625	64 518	665 417	556 552	411 504	296 313
7 BLOUSES, SHIRT-BLOUSE, ETC.	50 871	40 685	886 108	706 265	547 235	376 188
8 UNDERWEAR, NIGHTWEAR ETC.	9 539	8 770	45 179	43 988	28 167	23 411
843 MENS, BOYS CLOTHING, KNIT	37 890	31 680	167 875	146 687	103 999	77 953
1 OVERCOATS, OUTERWEAR ETC.	1 615	889	12 054	8 737	7 563	4 634
2 SUITS, JACKTS, TROUSRS. ETC.	5 479	5 156	28 663	29 925	17 806	15 880
7 SHIRTS, MENS BOYS, KNIT	8 848	6 113	42 348	30 379	25 858	16 158
8 UNDERWEAR, NIGHTWEAR ETC.	21 948	19 522	84 810	77 646	52 772	41 281
844 WOMEN, GIRLS CLOTHNG. KNIT	104 251	98 572	735 130	716 108	455 951	380 289
1 OVERCOATS, OTH. COATS ETC.	1 674	1 233	16 142	15 790	10 188	8 389
2 SUITS, DRESSES SKIRTS ETC.	39 655	40 652	351 411	358 731	217 915	190 310
7 BLOUSES, SHIRT-BLOUSE, ETC.	8 481	7 055	72 173	65 015	44 253	34 584
8 UNDERWEAR, NIGHTWEAR ETC.	54 441	49 632	295 404	276 572	183 585	147 006
845 OTHR. TEXTILE APPAREL, NES	231 068	207 742	1 833 325	1 699 867	1 137 561	904 127
1 BABIES' GARMNTS, CLTHS ACC	20 261	15 568	123 487	102 928	76 600	54 814
2 GARMENT, FELT, TXTL FABRIC	5 804	6 902	35 319	41 086	21 834	21 901
3 JERSYS, PULLOVRS, ETC. KNIT	82 736	80 231	820 451	776 525	513 351	412 411
4 T-SHIRTS, OTHR. VESTS KNIT	57 632	45 437	328 571	282 942	201 018	150 772
5 BRASSIERES, CORSETS, ETC.	20 792	18 646	200 065	183 207	124 133	97 566
6 SWIMWEAR	5 679	4 653	94 827	91 246	57 507	48 742
8 OTH. GARMENTS, NOT KNITTED	19 329	18 682	127 953	125 536	79 341	66 775
9 OTHER GARMENTS KNITTED	18 835	17 623	102 652	96 397	63 777	51 146
846 CLOTHING ACCESSRS, FABRIC	184 756	169 188	899 204	871 959	560 379	464 110
1 ACCESSORIES, NOT KNITTED	52 990	42 852	354 577	336 077	221 362	178 643
2 HOSIERY, ETC. KNITTED	96 241	109 831	398 362	436 304	247 571	232 495
9 OTH. MADE-UP CLOTH. ACCESS	35 525	16 505	146 265	99 578	91 446	52 972
848 CLOTHNG, NONTXTL; HEADGEAR	104 032	106 744	760 592	819 586	474 711	435 863
1 LEATHER APPAREL, ACCESSRS	29 890	28 415	350 289	328 423	218 758	174 783
2 PLASTC, RUBBR, APPAREL, ETC	53 722	58 185	121 645	135 715	75 496	72 058
3 ARTICLES, ACCESSORIES. FUR	5 300	7 001	207 879	277 709	130 352	147 772
4 HEADGEAR, FITTINGS, NES	15 120	13 143	80 779	77 739	50 105	41 250
851 FOOTWEAR	483 824	484 406	1 910 191	1 929 341	1 179 217	1 026 587
1 FOOTWEAR, W. METAL TOE-CAP	12 373	11 539	41 173	37 229	25 548	19 788
2 SPORTS FOOTWEAR	33 494	32 082	142 005	148 391	87 892	78 692
3 FOOTWEAR, NES, RUBBER, PLST	37 361	35 583	79 389	75 562	49 009	39 827
4 OTH. FOOTWEAR, LTHR. UPPERS	216 562	236 494	1 222 288	1 275 936	753 330	679 710
5 OTH. FOOTWEAR, TEXTLE UPPR	27 347	26 402	79 955	77 470	49 255	41 152
7 FOOTWEAR, NES	1 241	623	5 780	3 474	3 612	1 848
9 PARTS FOOTWEAR, ETC.	155 446	141 483	339 601	311 279	210 571	165 570
871 OPTICAL INSTRUMENTS, NES	25 815	26 110	854 551	877 791	530 031	467 185
1 BINOCULARS, TELESCOPE ETC	2 990	2 754	74 283	60 807	46 356	32 332
3 NON-OPTIC. MICROSCOPE ETC	1 113	921	46 749	42 033	29 198	22 317
4 COMPOD OPTIC. MICROSCOPES	8 601	9 128	331 021	345 443	205 727	183 976
9 LIQ. CRYSTAL DEVCS; LASERS	13 111	13 307	402 498	429 508	248 750	228 560
872 MEDICAL INSTRUMENTS NES	351 192	291 288	3 274 133	2 909 807	2 033 182	1 551 504
1 DENTAL INSTRUMENTS NES	25 626	24 571	539 533	495 828	334 039	264 357
2 OTHR. MEDICAL INSTRUMENTS	235 295	183 852	2 151 332	1 925 172	1 335 034	1 026 145
3 THERAPEUTIC APPARATUS	43 174	35 328	406 671	322 961	254 184	172 473
4 MEDICAL, BARBER'S FURNITRE	47 097	47 537	176 597	165 846	109 925	88 529
873 METERS, COUNTERS, NES	110 392	108 745	786 816	803 296	486 799	427 438
1 GAS, LIQUID, ELECTR. METERS	84 964	78 856	329 375	314 591	204 546	167 442
2 REV. COUNTERS, METERS ETC.	25 428	29 889	457 441	488 705	282 253	259 996
874 MEASURE, CONTROL INSTRMNT	635 654	630 664	10 544 488	10 727 588	6 542 192	5 712 355
1 COMPASSES, SURVEY INSTRMNT	12 704	13 217	524 498	539 378	326 949	287 367
2 DRAWING, MEASURG. INSTRMNT	239 890	230 466	2 995 859	3 009 416	1 857 725	1 601 743
3 GAS, LIQ. MEAS. CONTRL. INST	85 926	85 111	1 030 240	993 068	639 153	528 483
4 INSTRUMENTS, ANALYSIS ETC	66 826	61 979	1 643 176	1 657 320	1 020 180	882 571
5 MEAS. CONTRL. SCI INST. NES	72 952	77 621	1 037 008	1 132 699	642 880	603 798
6 AUTOMATIC CONTROL INSTRT	125 274	128 284	1 811 796	1 750 919	1 123 703	932 419
7 OSCILLOSCOPES, ETC.	28 283	29 056	1 417 579	1 539 710	879 588	819 959
9 PARTS, MACH, INSTRUMNT, NES	3 799	4 930	84 332	105 078	52 014	56 015
881 PHOTOGRAPH APPAR. ETC. NES	144 434	151 997	1 448 163	1 579 090	895 949	841 107
1 CAMERAS, FLASH EQUIPT, ETC	32 154	36 882	535 380	637 594	330 440	339 184
2 CINE. CAMERAS, PROJECT. ETC	4 565	4 369	124 646	128 622	77 684	68 469
3 PHOTO. CINE. EQUIPMENT NES	107 715	110 746	788 137	812 874	487 825	433 454
882 PHOTO. CINEMATOGRPH. SUPPL	1 404 610	1 245 972	2 686 707	2 623 985	1 661 037	1 393 926
1 PHOTO CHEM. GOODS, RETAIL	452 363	410 061	359 257	316 080	222 922	168 201
2 PHOTO FILM FLAT UNEXPOSD	361 879	356 991	800 887	832 794	493 928	442 976
3 PHOTO FILM ROLL UNEXPOSD	116 395	111 927	721 380	747 473	445 372	396 596
4 PHOTO PAPER ETC. UNEXPOSD	467 213	361 678	685 918	605 869	425 029	321 473
5 PHOTO FILM, EXPOSD, UNDEVD	366	348	3 915	3 943	2 406	2 083
6 PHOTO FILM, EXPOSED DEVPD	6 394	4 967	115 350	117 826	71 380	62 597
883 CINE. FILM EXPOSD. DEVELPD	760	942	9 428	12 107	5 886	6 465
1 CINE FILM, 35MM+, DEVELOPED	696	812	7 140	8 749	4 444	4 667
9 OTH. CINE FILM EXPSD, DEVD	64	130	2 288	3 358	1 442	1 798
884 OPTICAL GOODS NES	23 443	23 907	1 265 549	1 302 725	784 781	693 212

4 IMPORTS AND EXPORTS (SPECIAL TRADE) BY GROUPS AND SUBGROUPS OF THE SITC-REV. III
4.2 EXPORTS

GROUP / SUBGROUP	1990 DT = 100 KG	1989	1990 1 000 DM	1989	1990 1 000 \$	1989
8841 OPTC.FIBR.LENS ETC.UNMNT	9 986	9 944	403 753	397 290	250 709	211 049
2 SPECTACLES AND FRAMES	10 303	10 550	527 804	557 995	326 704	297 030
3 LENSES,PRISMS,ETC.MOUNTD	3 154	3 413	333 992	347 440	207 368	185 133
885 WATCHES AND CLOCKS	116 026	119 052	1 466 216	1 505 693	910 111	801 717
891 ARMS AND AMMUNITION	67 911	62 889	340 024	303 720	210 486	161 856
1 ARMD.FIGHT.VEHCL.WEAPONS	1 972	1 818	79 395	71 454	49 225	38 227
2 BOMB,MINES,MISSL.AMM.ETC	53 014	50 120	114 973	110 970	70 904	59 085
3 NON-MILITARY ARMS	11 196	9 029	113 648	94 894	70 675	50 486
9 PARTS,ACCESSOR.OF WEAPON	1 729	1 922	32 008	26 402	19 582	14 058
892 PRINTED MATTER	6 401 110	6 502 994	5 209 715	5 208 133	3 238 891	2 774 094
1 PRINTED BOOKS,GLOBES ETC	951 953	894 850	1 430 353	1 373 946	890 409	731 942
2 NEWSPAPER,PERIODICAL,ETC	2 154 239	2 004 179	1 419 761	1 366 624	879 471	727 695
4 POSTCARDS,TRANSFERS ETC.	72 204	94 470	191 015	187 585	118 732	99 782
8 PRINTED MATTER, NES	3 222 720	3 509 495	2 168 586	2 279 978	1 350 279	1 214 675
893 ARTICLES,NES,OF PLASTICS	6 955 043	6 484 220	6 691 809	6 379 168	4 150 217	3 391 905
1 PLASTIC CONTAINERS ETC.	3 248 550	3 046 033	2 400 955	2 267 938	1 489 200	1 205 816
2 BUILDERS'WARE, PLASTICS	795 636	796 362	915 211	904 892	567 343	481 015
3 PLASTIC FLR,WALL,COVERNG	911 984	918 863	625 336	629 107	387 416	334 560
9 PLASTIC ARTICLES NES	1 998 873	1 722 962	2 750 297	2 577 231	1 706 258	1 370 514
894 BABY CARRIAGE,TOYS,GAMES	1 045 355	958 194	1 943 598	1 796 931	1 212 014	956 166
1 BABY CARRIAGES,PARTS,NES	31 250	29 343	47 533	43 107	29 428	22 947
2 CHILDREN'S TOYS	489 830	421 272	963 191	855 436	603 169	454 883
3 FUNFAIR,TABLE GAME ARTCL	148 086	129 110	257 625	213 445	161 035	113 621
4 FESTIVE ARTICLES ETC.NES	42 490	38 243	115 933	112 400	73 708	59 760
6 FAIRGROUND AMUSEMNTS ETC	35 381	43 258	62 487	72 189	37 767	38 346
7 SPORTS GOODS	298 318	296 968	496 829	500 354	306 907	266 609
895 OFFICE,STATIONERY SUPPLS	408 059	415 039	1 423 886	1 355 388	884 084	720 308
1 BASE METAL OFFICE SUPPLS	138 426	151 649	94 716	102 831	58 604	54 670
2 PENS,PENCILS,FOUNTN.PENS	158 575	154 008	952 341	877 783	591 606	466 335
9 OTH.OFFICE,STATNRY.SUPPL	111 058	109 382	376 829	374 774	233 874	199 303
896 WORKS OF ART,ANTIQUE ETC	13 319	16 900	2 559 898	2 631 293	1 563 030	1 391 647
1 HAND PAINTNGS,DRAWNG ETC	2 725	2 870	1 884 989	1 922 256	1 149 271	1 015 202
2 ORIGINAL PRINTS ETC.	546	306	82 325	135 926	50 444	72 174
3 ORIGINAL SCULPTURES ETC.	4 312	7 203	276 440	243 394	169 971	128 438
4 STAMPS FOR PHILATELY	770	941	44 270	62 663	27 432	33 317
5 COLLECTIONS SCIENTFC.ETC	1 049	1 106	156 262	159 486	94 966	85 481
6 ANTIQUES OVER 100YRS OLD	3 917	4 474	115 612	107 568	70 946	57 035
897 GOLD,SILVERWARE,JEWL NES	10 607	9 972	1 348 257	1 369 757	837 859	729 930
898 MUSICAL INSTRUMENTS,ETC.	1 176 842	1 073 428	3 831 035	3 595 298	2 383 581	1 915 893
1 STRING MUSICAL INSTRUMNT	30 992	30 364	179 593	171 343	111 902	91 318
2 MUSICAL INSTRUMENTS NES	20 714	16 702	156 234	137 837	97 238	73 488
4 MAGNETIC TAPE,UNRECORDED	678 892	616 727	1 483 959	1 421 799	920 591	757 555
5 OTH.BLANK RECORDNG MEDIA	50 468	39 317	264 127	215 069	165 230	114 656
6 MAGNETIC TAPES, RECORDED	65 886	58 943	313 581	294 173	195 430	156 808
7 OTHER RECORDED MEDIA	311 537	295 826	1 309 129	1 232 434	815 908	656 774
9 PARTS,MUSICAL INSTRUMENT	18 353	16 149	124 412	122 643	77 282	65 294
899 MISC MANUFCTRD GOODS NES	755 577	729 313	1 906 439	1 795 639	1 183 927	955 598
1 CARVED,MOULDED GOODS NES	6 169	6 315	27 963	26 593	17 322	14 134
2 ARTIFICIAL FLOWERS ETC.	12 309	10 112	44 655	41 983	27 849	22 376
3 CANDLES,MATCHES,ETC.	304 052	313 664	214 486	222 982	133 886	118 780
4 UMBRELLAS,WALKING-STICKS	101 204	89 692	89 548	86 644	55 239	46 092
6 ARTIFICIAL AIDS,DISABLED	12 283	11 842	596 910	542 107	370 373	288 693
7 BASKETS,BROOMS,BRUSH,ETC	193 502	178 652	366 320	354 101	227 246	188 307
8 SMALL-WARES,TOILETRS NES	91 201	86 518	486 268	443 081	302 121	235 584
9 MANUFACTURED GOODS,NES.	34 857	32 508	80 289	78 148	49 891	41 632
811 MAIL NOT CLASSED BY KIND ¹⁾	-	-	-	-	-	-
811 SPEC.TRANSACT.NOT CLASSD ²⁾	5 590 285	5 411 068	6 918 304	6 192 549	4 322 727	3 299 432
811 COMPL IND PLANT CHAPT 99	279 363	263 311	392 797	236 132	242 075	125 812
811 COIN NONGOLD NONCURRENT ¹⁾	56 466	27 882	99 395	66 685	61 381	35 550
871 GOLD,NONMONTRY EXCL DRES	2 055	1 917	867 662	1 062 785	535 737	562 325
872 MONETARY GOLD,GOLD COINS ¹⁾	49	69	108 010	172 033	66 335	91 926
TOTAL	1 989 755 083	1 982 596 536	642 784 701	641 040 721	398 447 510	341 190 759

¹⁾ SEE INTRODUCTION, CIPHER 2.3.

²⁾ INCL. COMPLETE INDUSTRIAL PLANT N.E.S.

**5 IMPORTS AND EXPORTS (SPECIAL TRADE) BY CONTINENTS AND COUNTRIES
(COUNTRIES OF PRODUCTION AND CONSUMPTION)**

COUNTRY	IMPORTS				EXPORTS			
	1990	1989	1990	1989	1990	1989	1990	1989
	1 000 DM		1 000 \$		1 000 DM		1 000 \$	
EUROPE	396 260 223	357 259 799	246 673 724	190 283 405	494 468 326	495 054 840	306 568 581	263 494 271
FRANCE	65 111 347	60 403 119	40 506 737	32 197 620	83 834 912	84 313 627	51 991 787	44 885 245
BELGIUM LUX	39 749 311	34 967 882	24 767 754	18 599 675	47 755 971	45 978 768	29 661 119	24 461 542
NETHERLANDS	55 964 870	51 902 601	34 840 676	27 637 475	54 313 451	54 395 270	33 685 892	28 952 473
ITALY	51 819 873	45 189 138	32 225 368	24 066 294	59 979 654	59 807 030	37 138 763	31 838 021
UNITED KINGDOM	37 041 881	34 687 468	23 073 178	18 476 142	54 793 586	59 358 544	33 920 236	31 568 847
IRELAND	4 719 340	4 365 107	2 933 570	2 327 436	2 733 335	2 977 432	1 593 772	1 583 370
DENMARK	10 986 304	9 237 117	6 867 527	4 920 215	11 936 738	12 102 664	7 408 960	6 437 822
GREECE	3 520 040	3 412 928	2 185 910	1 817 333	6 346 733	6 434 711	3 921 831	3 426 416
PORTUGAL	4 729 325	3 592 274	2 937 303	2 126 999	5 957 968	5 543 320	3 698 395	2 953 589
SPAIN	12 965 717	10 502 588	8 086 767	5 603 214	22 789 936	21 756 186	14 125 415	11 579 168
CANARY IS	134 436	99 682	82 424	54 213	500 116	549 975	308 939	292 827
CEUTA MEL	547	414	329	215	37 672	35 236	23 291	18 695
ICELAND	382 297	325 631	237 511	173 362	289 180	284 986	179 450	151 112
FAROE IS	118 632	103 827	73 986	55 299	3 892	5 052	2 417	2 649
NORWAY	7 808 324	7 240 498	4 879 627	3 859 999	5 533 824	5 233 299	3 441 220	2 785 328
SWEDEN	13 192 442	12 793 288	8 200 721	6 811 784	16 648 594	18 352 903	10 313 562	9 782 455
FINLAND	5 678 059	5 176 380	3 535 435	2 754 616	7 116 906	7 679 566	4 400 797	4 087 601
SWITZERLAND	23 303 931	21 237 034	14 501 184	11 317 812	38 443 022	38 147 150	23 817 116	20 292 424
AUSTRIA	23 941 263	20 995 305	14 883 640	11 172 485	36 841 044	35 268 573	22 864 693	18 765 231
ANDORRA	3 243	3 017	1 968	1 611	96 776	98 208	59 792	51 980
GIBRALTAR	26 392	1 197	16 306	647	25 048	45 238	15 381	23 704
VATICAN CITY	941	1 801	575	939	2 428	2 321	1 512	1 230
MALTA	411 679	358 178	256 100	190 478	346 060	369 112	214 165	196 213
YUGOSLAVIA	7 302 566	6 350 062	4 532 601	3 379 840	8 169 039	7 266 114	5 078 366	3 867 563
TURKEY	5 558 302	4 670 273	3 468 053	2 490 536	6 513 820	4 534 386	4 063 147	2 419 014
SOVIET UNION	9 116 915	8 556 079	5 677 459	4 553 968	10 360 854	11 525 910	6 378 226	6 146 590
POLAND	5 163 583	3 580 047	3 227 584	1 907 942	4 690 683	4 470 395	2 934 040	2 380 792
CZECHOSLOVAKIA	2 703 482	2 493 123	1 682 815	1 328 173	3 080 065	2 734 383	1 927 927	1 462 465
HUNGARY	3 254 109	2 686 626	2 029 244	1 431 369	3 364 645	3 651 160	2 089 483	1 943 868
ROMANIA	1 116 382	1 538 786	691 217	818 367	1 113 981	583 818	688 034	310 679
BULGARIA	395 690	326 837	246 624	174 665	788 373	1 471 193	484 430	783 896
ALBANIA	38 000	61 492	23 531	32 682	59 010	78 312	36 423	41 462
AFRICA	16 470 341	15 412 778	10 288 260	8 203 616	16 171 729	17 038 464	9 998 488	9 069 254
MOROCCO	836 042	789 984	517 725	421 827	975 433	910 470	605 131	483 883
ALGERIA	1 591 197	1 470 450	1 002 181	781 615	1 479 945	1 451 092	913 385	775 370
TUNISIA	952 420	824 862	591 892	439 478	1 028 136	915 849	638 089	487 484
LIBYA	3 541 788	3 142 096	2 216 771	1 671 368	1 211 809	1 316 922	751 183	701 091
EGYPT	417 731	525 996	257 557	278 818	1 871 850	1 957 664	1 157 183	1 041 197
SUDAN	57 729	40 902	36 361	21 799	143 978	145 722	90 099	77 453
MAURITANIA	6 566	1 822	4 227	949	55 400	43 900	34 119	23 510
MALI	22 162	19 870	13 824	10 552	47 453	57 373	29 272	30 670
BURKINA FASO	603	7 969	383	4 235	26 169	26 248	16 149	13 822
NIGER	664	785	403	428	21 223	32 282	13 124	17 271
CHAD	39 072	22 813	24 253	12 119	9 679	12 375	5 980	6 503
CAPE VERDE	215	421	130	225	14 481	8 295	9 103	4 359
SENEGAL	25 166	28 652	15 329	15 356	96 231	63 303	60 355	33 455
GAMBIA	2 046	1 240	1 304	660	25 257	29 055	15 797	15 501
GUIN BISSAU	653	259	418	138	6 197	5 462	3 827	2 898
GUINEA	70 636	103 678	43 788	54 724	45 638	50 852	28 191	27 082
SIERRA LEONE	62 749	74 950	39 005	39 976	38 280	47 275	23 716	25 044
LIBERIA	225 400	357 479	135 369	190 066	397 305	118 896	236 607	64 537
IVORY COAST	479 704	428 823	297 658	227 795	138 335	174 972	85 322	92 912
GHANA	682 343	476 686	424 034	255 589	193 070	188 666	119 489	100 718
TOGO	12 839	20 749	7 954	11 048	74 026	74 980	45 586	39 795
BENIN	1 254	3 790	768	1 981	29 346	30 502	18 385	16 201
NIGERIA	2 000 917	1 305 693	1 261 986	697 403	1 154 307	997 934	719 678	533 481
CAMEROON	235 579	259 786	147 770	138 400	173 217	164 452	107 025	87 447
CENT AFR REP	6 958	7 819	4 276	4 184	16 431	17 079	10 150	9 092
EQUAT GUINEA	5 706	7 524	3 515	4 039	3 836	3 306	2 327	1 756
S TOME PRINC	4 263	7 221	2 643	3 868	3 365	2 987	2 163	1 582
GABON	84 422	24 657	54 145	13 071	40 594	59 287	25 071	31 594
CONGO	40 765	42 148	24 999	22 519	40 495	43 799	24 929	23 164
ZAIRE	347 528	411 171	213 111	218 004	227 378	206 394	141 368	109 426
RWANDA	57 625	79 857	36 065	42 440	37 755	33 629	23 178	17 772
BURUNDI	54 545	81 573	33 624	43 577	43 153	40 978	26 735	21 793
ST HELENA	32	3	20	2	24	36	14	21
ANGOLA	378 930	77 908	250 039	42 011	133 558	165 339	82 361	87 833
ETHIOPIA	94 959	181 975	58 427	96 218	134 455	218 448	82 814	118 690
DJIBOUTI	132	974	75	513	8 755	6 044	5 476	3 234
SOMALIA	712	957	445	506	27 364	25 291	16 726	13 419
KENYA	230 519	301 742	143 775	160 706	294 315	323 126	181 974	171 448
UGANDA	20 395	50 249	12 533	26 925	71 014	90 626	43 317	46 345
TANZANIA	116 996	135 237	72 716	71 777	158 456	152 256	98 446	81 078
SEYCHELLES	215	2 894	131	1 529	6 532	6 887	4 063	3 622
BRIT IND OC	2	-	1	-	128	28	78	15
MOZAMBIQUE	11 020	21 486	6 969	11 511	69 594	59 309	42 648	31 648
MADAGASCAR	55 484	57 107	34 369	30 484	51 624	34 197	32 137	18 215
REUNION	3 469	4 800	2 185	2 581	70 445	73 747	43 700	39 215
MAURITIUS	193 652	187 928	121 034	100 049	121 725	155 416	75 543	82 055
COMOROS	6 512	4 328	3 967	2 306	1 056	2 427	643	1 301
MAYOTTE	-	64	-	35	1 426	336	853	178
ZAMBIA	43 325	28 223	26 532	14 868	97 421	120 637	59 431	63 932
ZIMBABWE	325 596	493 673	203 708	262 831	181 282	169 904	112 909	90 417
MALAWI	73 574	53 751	46 068	28 801	57 670	42 820	35 625	22 826
SOUTH AFRICA	2 934 172	-	1 820 741	-	4 929 620	-	3 043 842	-
NAMIBIA	26 165	-	16 544	-	21 189	-	13 053	-
REP SOUTHAFR	-	3 184 051	-	1 693 276	-	6 128 272	-	3 257 221
BOTSWANA	58 014	38 777	36 094	20 518	47 563	16 047	29 751	8 497
SWAZILAND	23 786	9 410	15 066	5 002	14 780	11 070	9 209	5 993
LESOTHO	5 383	5 516	3 251	2 916	1 861	4 201	1 159	2 188
AMERICA	56 573 409	58 113 330	35 079 415	30 898 053	63 786 922	63 357 931	39 501 128	33 713 537
USA	36 994 022	38 265 150	22 909 900	20 358 847	46 870 233	46 624 083	29 007 373	24 812 188
CANADA	4 508 807	4 356 140	2 798 506	2 317 621	4 704 696	5 116 412	2 909 797	2 722 332
GREENLAND	55 090	97 118	33 669	51 710	4 788	4 434	2 870	2 261

5 IMPORTS AND EXPORTS (SPECIAL TRADE) BY CONTINENTS AND COUNTRIES
(COUNTRIES OF PRODUCTION AND CONSUMPTION)

COUNTRY	IMPORTS				EXPORTS			
	1990	1989	1990	1989	1990	1989	1990	1989
	1 000 DM		1 000 \$		1 000 DM		1 000 \$	
ST PIERRE	1 006	1 261	611	672	3 709	841	2 406	438
MEXICO	961 971	933 843	597 517	495 030	2 912 152	2 592 168	1 812 434	1 380 388
BERMUDA	1 154	445	691	236	129 402	18 071	77 240	9 567
GUATEMALA	106 466	173 984	65 517	92 544	144 698	125 789	88 669	66 581
BELIZE	1 847	2 125	1 144	1 136	1 591	1 871	992	999
HONDURAS	150 298	159 463	92 453	84 814	44 475	41 732	27 945	22 132
EL SALVADOR	172 302	212 520	109 004	112 095	79 018	73 304	48 855	38 837
NICARAGUA	86 771	98 385	54 405	51 832	19 712	33 189	12 015	17 779
COSTA RICA	422 055	337 626	261 682	180 462	112 782	110 136	89 609	58 455
PANAMA	423 164	291 589	262 430	154 544	106 429	147 588	65 773	77 559
ANGUILLA	36	-	24	-	157	260	102	135
CUBA	42 296	57 060	26 012	30 280	161 317	234 016	99 972	124 389
ST CHRISTOPH	81	4	47	1	232	285	140	151
HAITI	9 410	12 958	5 902	6 883	24 830	45 265	15 360	23 903
BAHAMAS	152 882	12 223	97 075	6 514	420 562	35 827	267 183	19 067
TURKS CAICOS	8	12	5	5	1 181	487	766	254
DOMINIC REP	47 290	69 862	29 232	37 247	65 395	71 968	40 141	38 163
AM VIRGIN IS	48	204	31	108	3 524	4 002	2 177	2 147
GUADELOUPE	1 408	642	891	352	62 465	56 986	38 794	30 197
ANTIGUA	154	12 581	93	6 479	10 240	7 647	6 123	4 086
DOMINICA	91	327	56	174	4 829	2 639	2 970	1 393
BRIT VIRG IS	156	1 097	98	585	619	6 905	381	3 657
MARTINIQUE	36 322	35 648	22 705	19 101	67 686	55 143	41 851	29 382
CAYMAN IS	215	1 563	135	844	1 739	1 468	1 090	777
JAMAICA	88 597	132 963	54 264	70 651	46 889	47 427	28 902	25 238
ST LUCIA	1 154	938	710	496	5 366	10 894	3 326	5 705
ST VINCENT	4 368	6 036	2 619	3 229	4 527	39 025	2 758	20 807
BARBADOS	2 504	2 509	1 589	1 342	23 622	23 366	14 651	12 418
TRINIDAD TOB	30 459	35 421	19 067	18 562	38 505	41 224	23 688	21 874
GRENADA	2 964	5 193	1 823	2 756	970	1 296	605	685
ARUBA	122	608	71	326	7 751	7 446	4 807	3 931
NETH ANTILL	37 790	14 514	23 804	7 719	47 506	52 300	29 442	27 783
COLOMBIA	1 122 500	1 268 699	698 474	674 213	610 402	701 610	375 964	372 645
VENEZUELA	1 396 122	1 334 186	884 201	708 037	1 072 739	800 720	668 477	427 705
GUYANA	14 520	30 052	8 950	15 981	7 241	7 188	4 458	3 760
SURINAME	83 538	90 847	51 113	48 213	23 537	12 848	14 791	6 856
FRENCH GUIAN	40 939	35 093	25 725	17 823	447 113	572 318	274 863	301 838
ECUADOR	202 655	217 155	125 832	115 438	219 242	230 788	135 776	122 559
PERU	429 013	688 951	265 729	362 486	242 431	231 966	148 072	123 330
BRAZIL	5 105 054	5 657 143	3 164 297	3 005 078	2 888 785	3 167 465	1 799 612	1 689 660
CHILE	1 483 582	1 468 229	915 193	780 536	821 539	826 894	508 360	439 334
BOLIVIA	32 823	40 052	20 543	21 234	68 772	66 951	42 956	35 463
PARAGUAY	138 213	123 006	85 013	64 106	103 551	67 550	64 168	35 878
URUGUAY	228 592	209 407	141 286	111 315	139 946	155 745	86 560	82 826
ARGENTINA	1 949 988	1 613 959	1 217 742	855 978	1 007 605	879 868	625 587	465 756
FALKLAND IS	2 562	4 539	1 535	2 418	422	526	277	275
ASIA	77 866 786	71 751 722	48 421 579	38 201 010	62 879 766	59 175 206	38 983 398	31 502 002
CYPRUS	125 520	85 749	77 240	45 687	418 160	423 025	258 448	225 368
LEBANON	17 979	24 112	11 160	12 805	221 659	266 150	137 084	142 619
SYRIA	978 250	564 123	613 986	298 365	389 861	447 868	240 940	239 134
IRAQ	92 133	279 614	56 404	149 029	1 229 673	2 199 036	737 138	1 170 858
IRAN	1 283 966	1 182 369	797 338	627 900	4 171 809	2 521 470	2 617 931	1 345 789
ISRAEL	1 542 626	1 364 716	952 707	726 594	2 559 999	2 379 767	1 590 245	1 268 103
JORDAN	43 075	31 302	26 796	16 590	245 427	310 071	151 154	164 915
SAUDI ARABIA	1 873 644	1 508 760	1 168 385	800 085	2 671 732	2 807 783	1 657 337	1 493 595
KUWAIT	182 844	297 940	110 659	158 192	552 144	860 370	330 012	457 666
BAHRAIN	12 631	16 767	7 866	8 857	178 693	291 580	109 510	155 254
QATAR	59 868	35 575	36 198	19 525	145 186	165 341	88 970	87 943
ARAB EMIRAT	323 255	378 687	196 981	204 309	1 832 580	1 330 169	1 142 003	707 629
OMAN	26 262	5 101	15 729	2 741	200 498	186 437	124 533	99 076
NORTH YEMEN	771 092	647 900	475 779	344 758	103 853	124 858	64 949	66 667
SOUTH YEMEN	27 168	133 907	16 145	70 914	29 092	37 143	18 001	19 917
AFGHANISTAN	42 444	51 389	26 404	27 433	32 498	32 715	20 061	17 496
PAKISTAN	2 740 966	597 127	459 281	318 147	894 178	957 839	550 328	508 803
INDIA	2 510 083	2 287 992	1 552 194	1 216 975	2 731 606	3 043 311	1 692 345	1 621 338
BANGLADESH	203 995	163 272	127 460	86 998	177 024	174 628	110 346	93 155
MALDIVES	5 403	4 763	3 335	2 533	12 631	12 177	7 695	6 772
SRI LANKA	281 415	255 054	175 046	135 873	157 781	180 770	97 506	95 596
NEPAL	142 716	134 753	88 626	71 869	27 077	25 112	16 839	13 286
BHUTAN	29	2	20	1	1 207	1 586	752	864
MYANMAR	16 822	16 321	10 366	8 680	64 955	61 233	40 531	32 697
THAILAND	2 214 800	1 961 033	1 376 141	1 042 939	2 240 171	1 822 259	1 388 894	974 264
LAOS	3 000	1 954	1 911	1 032	1 356	3 454	858	1 819
VIETNAM	61 920	43 136	38 995	22 838	37 825	28 146	23 493	14 982
CAMBODIA	1 226	728	800	388	3 451	1 704	2 188	907
INDONESIA	1 471 916	1 182 676	917 174	630 119	2 417 950	1 661 082	1 509 215	883 450
MALAYSIA	2 311 669	2 182 490	1 436 667	1 163 054	1 663 231	1 268 699	1 031 612	677 852
BRUNEI	745	1 496	459	806	49 112	44 409	30 485	23 628
SINGAPORE	2 934 641	2 493 643	1 826 241	1 328 834	3 291 559	3 065 588	2 036 972	1 631 512
PHILIPPINES	933 801	930 127	579 126	495 463	971 092	842 235	599 299	448 398
MONGOLIA	4 033	7 467	2 435	3 916	21 692	11 375	13 224	6 029
CHINA	7 660 328	5 797 373	4 781 093	3 087 708	3 878 853	4 613 284	2 405 717	2 454 362
NORTH KOREA	87 443	52 533	53 765	27 994	79 205	138 339	49 808	74 129
SOUTH KOREA	4 486 970	4 235 151	2 797 582	2 255 369	4 703 118	4 173 466	2 910 390	2 221 845
JAPAN	32 871 111	32 143 267	20 428 248	17 118 746	17 415 476	15 267 849	10 801 447	8 127 439
TAIWAN	6 139 836	5 596 789	3 823 867	2 979 170	3 899 524	3 988 660	2 417 664	2 122 138
HONG KONG	5 020 817	4 702 931	3 127 969	2 500 890	3 143 514	3 398 605	1 949 234	1 801 737
MACAO	358 344	351 633	223 001	186 884	12 914	5 613	8 240	2 981
AUSTRALIA AND OCEANIA	3 168 777	3 602 601	1 965 506	1 922 158	4 436 561	5 404 266	2 744 504	2 875 103
AUSTRALIA	2 186 129	2 248 298	1 355 143	1 196 459	3 789 016	4 739 036	2 342 358	2 522 056
PAPUA NEW G	331 444	650 591	207 692	352 531	11 562	14 569	7 186	7 736
AUST OCEANIA	92	172	57	91	1 269	967	779	501
NAURU	116	9	68	3	348	328	225	177
NEW ZEALAND	577 155	497 574	356 778	263 612	507 865	545 527	314 959	289 612
SOLOMON IS	4 519	3 265	2 848	1 737	1 287	602	824	317

5 IMPORTS AND EXPORTS (SPECIAL TRADE) BY CONTINENTS AND COUNTRIES
(COUNTRIES OF PRODUCTION AND CONSUMPTION)

COUNTRY	IMPORTS				EXPORTS			
	1990 1 000 DM	1989	1990 1 000 \$	1989	1990 1 000 DM	1989	1990 1 000 \$	1989
TUVALU	-	3	-	1	21	42	13	23
AMER OCEANIA	905	5 513	561	2 825	15 916	8 605	9 895	4 583
NEW CALEDON	47 537	162 018	29 390	86 269	47 605	46 446	29 310	24 593
WALLIS FUTUN	39	-	26	-	211	6	128	3
KIRIBATI	1 489	6 884	918	3 665	315	213	189	111
PITCAIRN	1	7	-	4	90	1	60	1
N ZEAL OCEAN	399	1 602	244	853	1 323	1 434	828	757
FIJI	2 225	1 608	1 408	856	6 159	5 098	3 807	2 703
VANUATU	12 637	20 007	7 895	10 568	302	249	194	130
TONGA	43	17	27	9	657	7 878	413	4 221
WEST SAMOA	2 062	3 973	1 241	2 119	4 073	2 979	2 586	1 589
FR POLYNESIA	1 287	879	773	461	48 351	28 072	30 625	14 847
POLAR REG	698	181	437	95	191	2 214	125	1 143
MISCELLANEOUS	288 169	324 475	180 045	172 118	1 041 397	1 010 014	651 411	536 592
SHIPS SUPPL	277 991	318 824	173 761	169 215	1 040 220	1 007 753	650 692	535 395
UNID COUNTR	10 178	5 651	6 284	2 903	1 177	2 261	719	1 197
TOTAL	550 627 705	506 464 705	342 608 529	269 680 360	642 784 701	641 040 721	398 447 510	341 190 759

6 IMPORTS AND EXPORTS (SPECIAL TRADE) BY GROUPS OF THE SITC-REV. III AND BY COUNTRIES OF PRODUCTION AND CONSUMPTION 1990

GROUP COUNTRY	DT = 100 KG	1 000 DM	1 000 \$	GROUP COUNTRY	DT = 100 KG	1 000 DM	1 000 \$
001 LIVE ANIMALS ¹⁾							
IMPORTS	1 786 153	648 307	398 595	MEXICO	49	130	80
FRANCE	250 962	148 780	91 326	COLOMBIA	108	780	475
BELGIUM LUX	111 585	38 564	23 773	ECUADOR	99	376	243
NETHERLANDS	957 629	278 752	171 257	PERU	74	294	145
ITALY	5 452	2 460	1 502	BRAZIL	252	1 014	622
UNITED KINGDOM	20 170	16 343	10 190	CHILE	19	76	48
IRELAND	1 674	1 094	689	BOLIVIA	8	128	79
DENMARK	47 411	15 146	9 272	ARGENTINA	35	173	111
SPAIN	4 909	1 308	795	LEBANON	1 966	374	239
ICELAND	2 100	1 336	846	SYRIA	7 678	1 884	1 196
SWEDEN	257	729	465	IRAQ	9	100	59
FINLAND	96	179	110	IRAN	63	4 035	2 451
SWITZERLAND	5 954	3 801	2 344	ISRAEL	127	145	85
AUSTRIA	89 739	23 476	14 516	JORDAN	12 255	5 242	3 210
YUGOSLAVIA	128	107	67	SAUDI ARABIA	9 336	3 270	2 043
SOVIET UNION	4 611	2 138	1 344	KUWAIT	10 565	4 745	2 818
POLAND	226 275	74 117	45 182	BAHRAIN	10	68	41
CZECHOSLOVAKIA	21 184	8 785	5 438	QATAR	74	128	79
HUNGARY	26 404	6 864	4 301	ARAB EMIRAT	8 813	3 831	2 417
ROMANIA	135	116	74	OMAN	878	1 130	708
BULGARIA	626	148	93	PAKISTAN	89	479	300
SENEGAL	24	291	179	INDIA	628	254	152
GUINEA	18	189	117	BANGLADESH	3	73	45
IVORY COAST	8	210	125	SRI LANKA	18	178	112
GHANA	12	57	35	THAILAND	46	262	163
TOGO	21	142	88	INDONESIA	29	702	438
CAMEROON	18	668	411	MALAYSIA	59	452	275
KENYA	39	77	48	PHILIPPINES	6	140	86
TANZANIA	40	380	242	CHINA	587	652	422
MADAGASCAR	1	75	45	SOUTH KOREA	57	996	618
SOUTH AFRICA	15	151	96	JAPAN	276	1 813	1 118
USA	5 130	10 497	6 606	TAIWAN	52	558	346
CANADA	1 953	3 109	1 943	011 BOVINE MEAT			
MEXICO	40	87	56	IMPORTS	2 504 082	1 895 796	1 179 663
HONDURAS	5	101	61	FRANCE	888 522	628 532	390 514
NICARAGUA	8	433	268	BELGIUM LUX	123 000	89 331	55 893
GUYANA	19	577	355	NETHERLANDS	467 959	295 763	184 104
SURINAME	8	158	100	ITALY	21 955	11 519	7 001
PERU	3	76	47	UNITED KINGDOM	13 766	13 179	8 071
BRAZIL	82	143	91	IRELAND	99 352	91 586	56 872
CHILE	22	158	98	DENMARK	221 611	117 197	72 577
ARGENTINA	357	752	455	GREECE	121	76	45
INDIA	49	87	53	SPAIN	20 719	10 080	6 231
SRI LANKA	21	97	60	SWITZERLAND	132	345	215
THAILAND	13	68	42	AUSTRIA	128 932	55 071	34 626
INDONESIA	231	1 985	1 221	YUGOSLAVIA	3 928	3 779	2 295
MALAYSIA	14	213	130	POLAND	628	453	273
SINGAPORE	318	1 159	718	CZECHOSLOVAKIA	29 917	25 052	15 710
PHILIPPINES	11	75	45	HUNGARY	1 248	1 110	692
CHINA	20	402	244	ROMANIA	1 920	1 250	780
SOUTH KOREA	8	132	87	SOUTH AFRICA	62	72	42
JAPAN	88	193	118	BOTSWANA	40 760	30 088	18 656
HONG KONG	72	787	488	SWAZILAND	8 076	6 258	3 905
EXPORTS	2 724 926	952 834	594 186	USA	1 316	1 707	1 055
FRANCE	404 590	153 584	95 955	BAHAMAS	100	101	61
BELGIUM LUX	520 347	155 492	99 113	BRAZIL	47 538	41 537	25 883
NETHERLANDS	775 586	197 836	123 354	PARAGUAY	415	443	275
ITALY	489 059	181 393	112 976	URUGUAY	32 014	25 956	16 141
UNITED KINGDOM	1 548	3 227	2 027	ARGENTINA	340 340	438 785	273 710
IRELAND	188	290	181	ISRAEL	221	75	49
DENMARK	1 980	4 487	2 785	AUSTRALIA	9 390	6 271	3 908
GREECE	8 436	3 823	2 413	NEW ZEALAND	26	50	31
PORTUGAL	33 513	18 720	11 533	EXPORTS	5 772 712	2 942 983	1 826 387
SPAIN	157 902	76 848	47 476	FRANCE	1 175 711	746 448	463 431
CANARY IS	2 505	604	375	BELGIUM LUX	30 016	21 323	13 304
NORWAY	75	319	197	NETHERLANDS	83 181	53 253	34 548
SWEDEN	1 129	2 652	1 659	ITALY	1 150 133	832 127	518 465
FINLAND	773	2 283	1 408	UNITED KINGDOM	66 008	29 398	18 121
SWITZERLAND	5 633	16 762	10 375	IRELAND	238 972	147 146	91 519
AUSTRIA	6 050	8 844	4 224	GREECE	455 718	303 508	187 762
YUGOSLAVIA	113 205	22 976	14 988	PORTUGAL	1 731	968	617
TURKEY	35 776	12 140	7 631	SPAIN	7 914	6 226	3 860
SOVIET UNION	25 607	10 718	6 548	CANARY IS	12 082	5 652	3 607
POLAND	20 943	2 887	1 850	CEUT. MEL	187	133	79
CZECHOSLOVAKIA	3 220	3 068	1 880	SWEDEN	2 861	1 773	1 178
HUNGARY	7 224	1 585	1 009	FINLAND	761	710	436
BULGARIA	9 935	2 955	1 825	SWITZERLAND	1 624	835	501
ALBANIA	713	296	175	AUSTRIA	782	566	341
MOROCCO	7 383	2 768	1 671	ANDORRA	400	236	142
ALGERIA	61	312	193	GIBRALTAR	183	234	144
TUNISIA	3 813	1 489	921	MALTA	1 362	816	504
LIBYA	28 620	13 976	9 339	YUGOSLAVIA	167 980	42 764	26 673
EGYPT	1 760	5 159	3 207	TURKEY	29 420	9 485	6 086
SUDAN	228	462	290	SOVIET UNION	771 260	282 687	173 439
NIGERIA	429	296	194	POLAND	6 280	1 245	775
ETHIOPIA	134	87	50	HUNGARY	1 372	319	201
KENYA	12	145	91	ROMANIA	386 398	152 282	91 052
UGANDA	554	300	192	BULGARIA	21 151	4 136	2 506
REUNION	362	236	146	ALBANIA	4 734	1 121	691
SOUTH AFRICA	113	385	242	MOROCCO	4 472	2 288	1 362
USA	1 369	5 342	3 270	TUNISIA	8 368	2 446	1 532
CANADA	363	1 301	789				

1) NUMBERS OF HORSES SEE PAGE 398.

6 IMPORTS AND EXPORTS (SPECIAL TRADE) BY GROUPS OF THE SITC-REV. III AND BY COUNTRIES OF PRODUCTION AND CONSUMPTION 1990

GROUP COUNTRY	DT = 100 KG	1 000 DM	1 000 \$	GROUP COUNTRY	DT = 100 KG	1 000 DM	1 000 \$
LIBYA	3 031	913	571	ROMANIA	8 743	1 861	1 109
EGYPT	445 085	86 308	53 003	BULGARIA	229	50	34
LIBERIA	1 242	157	94	LIBYA	531	468	294
IVORY COAST	19 308	1 880	1 133	EGYPT	11 287	1 009	678
GHANA	2 323	206	124	-IVORY COAST	2 965	323	202
TOGO	2 795	189	116	GHANA	995	81	48
GABON	12 623	1 749	1 075	NIGERIA	342	210	135
CONGO	2 023	247	154	GABON	2 215	466	292
ZAIRE	27 335	2 061	1 285	CONGO	334	62	40
ANGOLA	3 908	667	428	ZAIRE	12 721	1 194	752
DJIBOUTI	289	148	91	ANGOLA	2 258	627	419
COMOROS	8 715	822	500	DJIBOUTI	146	72	45
MAYOTTE	1 044	142	88	SOUTH AFRICA	11 159	2 612	1 597
SOUTH AFRICA	6 261	565	352	JAMAICA	69	63	43
USA	151	78	50	BRAZIL	4 429	477	314
JAMAICA	80	122	82	LEBANON	679	108	70
BRAZIL	27 006	4 747	3 144	JORDAN	408	45	30
CHILE	39	82	51	BAHRAIN	421	186	117
LEBANON	349	57	38	ARAB EMIRAT	151	51	31
IRAQ	39 692	12 904	7 704	JAPAN	199	123	80
IRAN	465 953	159 987	101 864	HONG KONG	32 610	5 200	3 225
ISRAEL	243	115	69				
JORDAN	11 251	1 846	1 163	016 MEAT, ED. OFFL, DRY, SLT, SMK			
SAUDI ARABIA	29 271	8 117	5 115	IMPORTS	95 922	139 874	87 342
KUWAIT	8 419	2 913	1 734	FRANCE	12 535	13 662	8 576
BAHRAIN	204	121	75	BELGIUM LUX	37 348	41 064	25 581
QATAR	863	463	287	NETHERLANDS	11 718	16 878	10 508
ARAB EMIRAT	6 692	2 532	1 572	ITALY	26 647	58 012	36 268
OMAN	311	101	60	UNTD KINGDOM	765	539	336
PHILIPPINES	12 385	1 850	1 136	IRELAND	224	82	51
				DENMARK	1 494	1 320	830
012 OTHER MEAT, MEAT OFFAL				SPAIN	995	1 611	1 017
IMPORTS	9 625 619	4 214 336	2 628 184	SWEDEN	76	194	123
FRANCE	685 358	355 691	222 870	SWITZERLAND	2 080	5 125	3 194
BELGIUM LUX	1 069 175	482 565	302 621	AUSTRIA	232	241	149
NETHERLANDS	4 875 943	1 869 225	1 159 407	YUGOSLAVIA	318	471	294
ITALY	106 201	50 684	31 623	TURKEY	154	94	57
UNTD KINGDOM	508 335	191 227	118 047	HUNGARY	1 200	486	300
IRELAND	100 707	41 371	25 613				
DENMARK	1 066 063	525 914	330 138	EXPORTS	169 646	121 919	75 510
GREECE	4 753	1 623	1 019	FRANCE	23 860	33 319	20 668
PORTUGAL	203	127	74	BELGIUM LUX	6 343	9 608	5 973
SPAIN	18 917	11 220	6 994	NETHERLANDS	5 344	5 623	3 520
NORWAY	306	78	51	ITALY	3 440	2 780	1 720
SWEDEN	4 803	904	565	UNTD KINGDOM	105 682	60 272	37 181
FINLAND	348	151	100	IRELAND	1 639	930	566
SWITZERLAND	2 724	358	227	DENMARK	2 372	2 319	1 432
AUSTRIA	2 312	2 332	1 491	GREECE	36	63	38
YUGOSLAVIA	16 731	11 927	7 353	PORTUGAL	136	120	76
TURKEY	333	429	257	SPAIN	148	195	120
POLAND	235 668	135 618	87 617	CANARY IS	187	373	233
CZECHOSLOVA	102 724	49 158	30 720	SWEDEN	6 425	950	586
HUNGARY	290 835	136 631	86 577	FINLAND	72	97	62
ROMANIA	1 546	1 490	903	SWITZERLAND	237	390	243
BULGARIA	1 918	903	576	AUSTRIA	102	69	45
MOROCCO	151	240	161	YUGOSLAVIA	10 200	3 068	1 963
SOUTH AFRICA	467	544	350	SOVIET UNION	77	113	73
NAMIBIA	1 333	1 101	736	POLAND	1 486	221	137
USA	25 706	7 481	4 660	ROMANIA	458	69	42
CANADA	4 279	1 457	952	USA	371	476	294
PERU	202	162	108	MARTINIQUE	436	157	106
BRAZIL	53 636	37 812	23 557	THAILAND	34	76	50
CHILE	2 074	749	448	TAIWAN	54	106	67
URUGUAY	41 462	21 337	12 854	HONG KONG	261	293	182
ARGENTINA	84 868	47 267	29 638				
ISRAEL	614	2 201	1 368	017 MEAT, OFFL. PRPD, PRSVD, NES			
THAILAND	98 967	70 900	44 110	IMPORTS	1 468 024	931 553	582 320
INDONESIA	356	156	96	FRANCE	95 622	95 248	59 825
CHINA	6 435	2 497	1 563	BELGIUM LUX	199 031	139 377	87 280
AUSTRALIA	42 574	32 949	20 266	NETHERLANDS	309 425	169 008	105 559
PAPUA NEW G	100	72	48	ITALY	84 178	102 776	64 084
NEW ZEALAND	166 447	117 729	72 398	UNTD KINGDOM	1 404	1 345	843
EXPORTS	2 422 327	896 057	558 661	IRELAND	9 265	7 738	4 852
FRANCE	176 805	86 781	54 160	DENMARK	200 508	120 366	75 243
BELGIUM LUX	90 676	29 510	18 379	GREECE	176	163	102
NETHERLANDS	291 355	96 727	60 064	SPAIN	1 287	1 278	784
ITALY	553 756	251 610	156 691	SWEDEN	13 089	6 349	3 950
UNTD KINGDOM	108 112	39 216	24 336	SWITZERLAND	235	397	242
IRELAND	3 128	1 234	762	AUSTRIA	121	130	78
DENMARK	87 893	32 761	20 439	YUGOSLAVIA	38 023	12 609	7 851
GREECE	131 868	60 043	37 101	POLAND	107 367	46 066	28 733
PORTUGAL	4 843	1 431	882	CZECHOSLOVA	17 193	6 810	4 335
SPAIN	22 693	10 289	6 444	HUNGARY	190 061	112 303	70 630
CANARY IS	1 233	249	157	ROMANIA	10 973	2 911	1 782
SWEDEN	37 957	1 773	1 111	KENYA	775	353	237
FINLAND	754	303	189	USA	8 234	3 513	2 107
SWITZERLAND	61 828	22 424	13 881	CANADA	242	129	82
AUSTRIA	35 137	15 082	9 290	SURINAME	251	75	45
YUGOSLAVIA	45 761	10 588	6 837	BRAZIL	82 841	45 995	28 487
SOVIET UNION	592 287	204 180	127 560	URUGUAY	975	1 071	673
POLAND	80 964	15 914	10 412	ARGENTINA	91 539	52 368	32 579
CZECHOSLOVA	118	53	35	ISRAEL	4 594	2 827	1 718
HUNGARY	644	225	143				

6 IMPORTS AND EXPORTS (SPECIAL TRADE) BY GROUPS OF THE SITC-REV. III AND BY COUNTRIES OF PRODUCTION AND CONSUMPTION 1990

GROUP COUNTRY	DT = 100 KG	1 000 DM	1 000 \$	GROUP COUNTRY	DT = 100 KG	1 000 DM	1 000 \$
MALAYSIA	183	67	40	ROMANIA	2 294	847	511
JAPAN	78	90	55	BULGARIA	19 060	2 991	1 778
EXPORTS	549 276	409 101	254 291	MOROCCO	10 031	2 186	1 337
FRANCE	107 861	88 382	54 783	ALGERIA	22 935	9 083	5 398
BELGIUM LUX	65 025	54 615	33 911	TUNISIA	3 500	1 059	637
NETHERLANDS	105 745	72 940	45 469	LIBYA	100 555	17 942	11 092
ITALY	13 813	13 576	8 406	EGYPT	6 358	2 239	1 402
UNTD KINGDOM	84 954	68 397	42 525	SUDAN	24 638	7 381	4 616
IRELAND	647	639	392	MAURITANIA	73 837	8 874	5 388
DENMARK	25 143	17 322	10 710	MALI	5 042	1 557	919
GREECE	10 040	7 923	4 943	BURKINA FASO	7 835	2 228	1 356
PORTUGAL	3 488	2 431	1 498	NIGER	3 195	809	507
SPAIN	16 993	13 351	8 270	CHAD	450	127	76
CANARY IS	3 243	3 067	1 924	CAPE VERDE	5 450	1 559	956
NORWAY	90	108	64	SENEGAL	4 263	554	356
SWEDEN	11 499	14 278	8 930	GAMBIA	5 414	1 010	618
FINLAND	1 709	1 619	1 016	GUIN BISSAU	1 902	547	329
SWITZERLAND	13 716	14 404	8 917	GUINEA	7 631	1 145	717
AUSTRIA	672	539	577	SIERRA LEONE	663	126	83
ANDORRA	319	184	115	LIBERIA	2 584	391	233
MALTA	141	82	52	IVORY COAST	21 564	4 243	2 539
YUGOSLAVIA	973	870	552	GHANA	3 795	1 097	660
TURKEY	910	503	332	TOGO	3 296	692	422
SOVIET UNION	46 902	15 171	9 493	BENIN	2 195	602	370
POLAND	18 865	5 866	3 785	NIGERIA	38 142	9 864	6 056
CZECHOSLOVA	530	656	410	CENT AFR REP	900	255	151
HUNGARY	476	266	157	GABON	2 905	475	295
ROMANIA	4 871	4 169	2 489	CONGO	2 250	652	408
NIGERIA	41	59	39	ZAIRE	8 761	1 754	1 056
ETHIOPIA	17	58	36	RWANDA	902	299	178
MOZAMBIQUE	89	68	41	BURUNDI	6 675	1 660	1 066
SOUTH AFRICA	5 356	2 441	1 545	ANGOLA	3 539	1 276	818
USA	394	295	177	ETHIOPIA	4 640	1 520	997
CANADA	122	167	105	SOMALIA	3 000	873	532
BRAZIL	38	59	38	UGANDA	1 882	497	309
SAUDI ARABIA	653	492	302	MOZAMBIQUE	7 530	2 113	1 318
KUWAIT	305	277	170	MADAGASCAR	2 700	790	487
BAHRAIN	106	106	69	MAURITIUS	1 412	300	175
ARAB EMIRAT	214	243	147	MALAWI	1 500	404	269
SINGAPORE	87	78	46	SOUTH AFRICA	329	227	141
JAPAN	1 345	1 458	895	SWAZILAND	1 510	485	287
HONG KONG	353	465	287	USA	82 801	32 801	19 441
AUSTRALIA	302	390	250	CANADA	420	376	225
				MEXICO	427 880	144 195	91 020
				BERMUDA	497	65	41
				PANAMA	565	59	37
				CUBA	2 500	888	526
				HAITI	22 289	4 324	2 647
				BAHAMAS	354	50	32
				DOMINIC REP	3 190	1 078	637
				ANTIGUA	4 037	352	215
				BRIT VIRG IS	338	52	30
				MARTINIQUE	718	162	100
				ST LUCIA	617	120	72
				NETH ANTILL	2 726	354	224
				VENEZUELA	98	45	30
				GUYANA	4 000	1 174	697
				SURINAME	1 003	140	91
				ECUADOR	3 150	904	606
				PERU	16 709	5 415	3 232
				BRAZIL	57 959	16 508	10 313
				CHILE	2 649	611	409
				BOLIVIA	10 070	2 855	1 858
				PARAGUAY	650	157	102
				URUGUAY	800	235	139
				CYPRUS	786	182	115
				LEBANON	21 187	6 396	3 852
				SYRIA	203	104	68
				IRAQ	57 269	29 505	17 650
				IRAN	1 676	219	137
				ISRAEL	14 245	4 683	2 912
				JORDAN	2 183	412	250
				SAUDI ARABIA	183 148	61 257	37 580
				KUWAIT	9 954	3 501	2 125
				BAHRAIN	11 295	1 912	1 181
				QATAR	2 232	393	243
				ARAB EMIRAT	21 550	3 274	2 019
				OMAN	16 685	2 876	1 777
				NORTH YEMEN	3 524	1 168	757
				PAKISTAN	1 500	461	275
				INDIA	9 850	2 891	1 712
				BANGLADESH	450	125	77
				NEPAL	1 000	363	217
				THAILAND	1 140	278	167
				VIETNAM	3 150	911	580
				INDONESIA	26 035	7 834	4 637
				MALAYSIA	1 207	449	299
				SINGAPORE	6 584	756	470
				PHILIPPINES	53 427	17 815	10 899
				CHINA	44 115	11 450	6 957
				JAPAN	11 768	9 391	5 829
				TAIWAN	14 768	1 025	682
				HONG KONG	6 945	1 617	1 002
022 MILK AND CREAM				023 BUTTER, OTHER FAT OF MILK			
IMPORTS	5 048 319	1 035 146	641 530	IMPORTS	1 034 986	646 494	399 943
FRANCE	958 716	215 576	132 988				
BELGIUM LUX	1 421 496	256 959	159 349				
NETHERLANDS	1 193 373	266 839	166 428				
ITALY	192 794	14 178	8 722				
UNTD KINGDOM	123 781	45 135	27 879				
IRELAND	115 160	38 489	23 428				
DENMARK	444 718	146 293	90 686				
GREECE	6 752	2 892	1 798				
SPAIN	52 944	22 552	13 870				
NORWAY	813	470	314				
SWITZERLAND	7 483	3 324	2 067				
AUSTRIA	462 646	13 052	8 190				
SOVIET UNION	240	82	49				
POLAND	5 169	807	477				
CZECHOSLOVA	48 325	841	519				
HUNGARY	108	75	45				
USA	4 988	2 310	1 440				
ARGENTINA	200	47	30				
NEW ZEALAND	8 270	5 098	3 178				
EXPORTS	22 541 055	3 107 333	1 925 794				
FRANCE	848 365	150 493	93 331				
BELGIUM LUX	1 199 309	166 757	103 452				
NETHERLANDS	6 485 213	731 022	454 593				
ITALY	10 857 257	1 210 114	750 606				
UNTD KINGDOM	514 407	145 055	90 123				
IRELAND	3 249	1 147	730				
DENMARK	109 306	22 312	13 704				
GREECE	376 323	101 706	62 631				
PORTUGAL	12 772	3 699	2 290				
SPAIN	131 754	26 871	16 522				
CANARY IS	228 866	24 338	14 970				
CEUTA MEL	14 804	1 151	712				
NORWAY	311	92	56				
SWEDEN	598	166	104				
FINLAND	738	295	176				
SWITZERLAND	27 139	8 685	5 354				
AUSTRIA	12 614	2 532	1 560				
GIBRALTAR	4 463	474	285				
MALTA	11 545	2 200	1 361				
YUGOSLAVIA	2 985	1 569	1 005				
TURKEY	10 587	2 608	1 555				
SOVIET UNION	67 016	22 866	13 787				
POLAND	18 384	3 700	2 387				
CZECHOSLOVA	249	106	70				
HUNGARY	390	200	122				

6 IMPORTS AND EXPORTS (SPECIAL TRADE) BY GROUPS OF THE SITC-REV. III AND BY COUNTRIES OF PRODUCTION AND CONSUMPTION 1990

GROUP COUNTRY	DT = 100 KG	1 000 DM	1 000 \$	GROUP COUNTRY	DT = 100 KG	1 000 DM	1 000 \$
FRANCE	17 537	12 847	7 812	ITALY	1 357 938	961 272	594 494
BELGIUM LUX	113 961	56 942	35 747	UNITD KINGDOM	341 740	222 056	137 502
NETHERLANDS	535 797	330 556	203 954	IRELAND	4 340	3 217	1 987
ITALY	8 754	5 114	3 159	DENMARK	39 219	19 957	12 420
UNITD KINGDOM	58 700	36 609	22 493	GREECE	139 467	108 582	66 561
IRELAND	217 320	152 564	94 096	PORTUGAL	3 741	2 878	1 776
DENMARK	74 575	49 415	31 211	SPAIN	48 475	37 087	22 770
SPAIN	1 150	583	345	CANARY IS	12 084	5 846	3 590
SWEDEN	1 873	504	313	NORWAY	2 077	2 255	1 398
TURKEY	200	151	90	SWEDEN	23 953	16 406	10 258
CZECHOSLOVA	420	102	62	FINLAND	3 899	3 681	2 278
EGYPT	4 384	941	558	SWITZERLAND	9 136	8 892	5 538
NEW ZEALAND	201	128	78	AUSTRIA	81 075	52 279	32 477
EXPORTS	755 656	358 341	220 729	ANDORRA	1 021	516	315
FRANCE	58 972	34 482	21 913	VATICAN CITY	371	194	121
BELGIUM LUX	89 974	54 695	33 259	MALTA	9 564	4 508	2 787
NETHERLANDS	71 185	43 505	26 334	YUGOSLAVIA	12 952	4 517	2 811
ITALY	133 699	86 852	54 028	TURKEY	3 477	1 094	668
UNITD KINGDOM	4 079	3 755	2 320	SOVIET UNION	46 820	15 917	9 547
DENMARK	8 227	4 638	2 801	POLAND	2 623	1 651	1 055
GREECE	7 235	5 598	3 431	CZECHOSLOVA	2 044	1 039	656
SPAIN	1 286	989	599	HUNGARY	752	395	245
CANARY IS	4 066	1 331	826	ROMANIA	11 625	2 668	1 582
SWITZERLAND	3 888	956	623	BULGARIA	13 225	3 330	2 088
AUSTRIA	636	202	123	ALGERIA	5 006	1 335	784
YUGOSLAVIA	3 125	962	612	LIBYA	7 301	3 158	2 035
TURKEY	16 503	4 261	2 741	EGYPT	658	286	178
SOVIET UNION	200 600	58 158	34 848	SENEGAL	221	115	70
POLAND	8 155	1 332	891	LIBERIA	226	153	91
ROMANIA	24 999	16 413	9 739	TOGO	148	80	45
BULGARIA	44 528	12 258	7 564	NIGERIA	166	138	79
MOROCCO	2 079	553	371	SOUTH AFRICA	1 468	766	474
TUNISIA	225	51	34	USA	27 083	15 444	9 616
LIBYA	4 689	1 928	1 246	CANADA	8 047	7 907	4 948
EGYPT	13 970	4 012	2 525	MEXICO	710	619	394
LIBERIA	151	137	81	PANAMA	180	58	35
BENIN	300	274	163	BAHAMAS	286	118	73
GABON	563	64	42	BARBADOS	1 467	509	318
ETHIOPIA	80	83	52	TRINIDAD TOB	8 367	2 373	1 471
UGANDA	150	137	82	VENEZUELA	369	339	210
USA	185	145	90	BRAZIL	1 388	563	379
MEXICO	4 557	1 077	708	ARGENTINA	195	158	103
AM VIRGIN IS	610	191	114	CYPRUS	5 866	3 025	1 904
JAMAICA	2 000	636	405	LEBANON	8 073	3 934	2 383
BRAZIL	4 412	847	567	IRAN	182 522	36 925	23 595
CHILE	690	212	130	JORDAN	1 278	569	355
CYPRUS	795	286	172	SAUDI ARABIA	27 133	12 627	7 842
SYRIA	109	55	33	KUWAIT	12 806	6 112	3 644
IRAN	25 916	12 895	8 525	BAHRAIN	3 328	1 946	1 185
JORDAN	571	224	135	QATAR	558	330	206
SAUDI ARABIA	2 216	599	376	ARAB EMIRAT	2 252	1 411	865
KUWAIT	1 621	404	245	OMAN	473	291	175
ARAB EMIRAT	793	295	184	NORTH YEMEN	608	293	186
OMAN	143	55	37	SOUTH YEMEN	112	68	42
PAKISTAN	1 600	1 440	863	PAKISTAN	204	122	72
VIETNAM	1 008	215	141	INDIA	97	91	55
MONGOLIA	4 000	920	619	BANGLADESH	209	94	59
				SRI LANKA	164	75	45
				SINGAPORE	152	85	50
				JAPAN	52 654	20 762	12 868
				HONG KONG	415	415	260
				AUSTRALIA	11 472	8 545	5 299
				NEW ZEALAND	270	264	158
024 CHEESE AND CURD				025 EGGS, BIRDS, YOLKS, ALBUMIN			
IMPORTS	3 654 634	2 973 086	1 851 583	IMPORTS	3 072 654	662 930	411 951
FRANCE	900 777	822 881	514 284	FRANCE	41 939	17 558	10 885
BELGIUM LUX	77 719	61 920	38 756	BELGIUM LUX	151 666	32 170	19 971
NETHERLANDS	1 822 479	1 327 196	824 603	NETHERLANDS	2 771 647	575 897	357 990
ITALY	167 056	181 142	112 580	ITALY	7 867	5 652	3 502
UNITD KINGDOM	56 107	36 928	22 469	UNITD KINGDOM	8 199	6 057	3 753
IRELAND	4 399	3 327	2 129	DENMARK	43 500	9 236	5 729
DENMARK	393 524	329 010	205 475	PORTUGAL	60	70	43
GREECE	51 233	46 553	28 831	NORWAY	1 925	225	139
PORTUGAL	208	150	93	SWEDEN	3 054	252	154
SPAIN	1 551	2 061	1 288	FINLAND	3 585	370	218
NORWAY	9 059	5 324	3 284	AUSTRIA	412	89	54
SWEDEN	379	358	222	YUGOSLAVIA	38	106	63
FINLAND	740	534	325	SOVIET UNION	5 053	376	231
SWITZERLAND	95 500	115 174	72 013	POLAND	2 565	276	170
AUSTRIA	23 271	12 889	8 085	CZECHOSLOVA	18 616	1 737	1 061
TURKEY	2 029	1 365	854	HUNGARY	4 017	631	396
SOVIET UNION	229	82	50	USA	1 374	2 190	1 371
POLAND	983	223	138	CANADA	4 736	7 384	4 599
CZECHOSLOVA	7 482	1 768	1 093	ISRAEL	1 728	2 273	1 392
HUNGARY	1 433	757	457	THAILAND	174	121	79
ROMANIA	271	88	54	INDONESIA	36	77	46
BULGARIA	16 358	11 996	7 437	CHINA	62	51	30
USA	410	455	282	TAIWAN	94	52	32
ARGENTINA	112	61	40	EXPORTS	601 958	142 975	88 754
CYPRUS	975	650	415	FRANCE	33 223	6 259	3 916
AUSTRALIA	200	61	36	BELGIUM LUX	10 308	2 490	1 561
NEW ZEALAND	20 121	10 118	6 281	NETHERLANDS	116 773	27 483	17 229
EXPORTS	3 179 008	2 009 173	1 243 907				
FRANCE	150 626	106 525	66 323				
BELGIUM LUX	314 731	207 400	128 515				
NETHERLANDS	167 077	82 416	51 286				

6 IMPORTS AND EXPORTS (SPECIAL TRADE) BY GROUPS OF THE SITC-REV. III AND BY COUNTRIES OF PRODUCTION AND CONSUMPTION 1990

GROUP COUNTRY	DT = 100 KG	1 000 DM	1 000 \$	GROUP COUNTRY	DT = 100 KG	1 000 DM	1 000 \$
ITALY	182 576	34 219	20 887	INDIA	18	51	30
UNITED KINGDOM	39 023	10 558	6 570	SRI LANKA	42	420	259
DENMARK	10 879	2 861	1 834	THAILAND	1 552	1 519	943
GREECE	1 776	794	474	VIETNAM	138	99	58
PORTUGAL	270	240	150	INDONESIA	158	1 254	786
SPAIN	17 658	5 454	3 351	MALAYSIA	6	80	58
SWEDEN	548	334	205	SINGAPORE	6 421	11 737	7 362
FINLAND	40	86	52	PHILIPPINES	104	678	420
SWITZERLAND	92 467	16 512	10 292	CHINA	77 896	20 533	12 754
AUSTRIA	28 448	8 290	5 053	SOUTH KOREA	14 618	4 117	2 587
YUGOSLAVIA	693	745	453	JAPAN	13 005	10 452	6 485
POLAND	17 369	2 948	1 958	TAIWAN	4 113	2 432	1 577
ALGERIA	2 646	1 148	746	HONG KONG	546	1 030	648
TUNISIA	218	109	72	AUSTRALIA	2 316	2 951	1 796
LIBYA	439	96	60	NEW ZEALAND	4 334	3 243	2 020
SUDAN	487	245	151	EXPORTS	790 060	323 814	200 543
GHANA	108	75	47	FRANCE	177 471	96 651	59 482
USA	2 674	384	250	BELGIUM LUX	39 798	26 919	16 767
IRAQ	2 267	1 321	787	NETHERLANDS	243 963	68 280	42 522
IRAN	151	342	210	ITALY	33 247	28 944	18 145
JORDAN	89	57	36	UNITED KINGDOM	59 450	30 538	18 693
SAUDI ARABIA	891	429	261	DENMARK	48 397	13 258	8 129
KUWAIT	3 598	1 953	1 165	GREECE	1 803	912	552
ARAB EMIRAT	2 825	548	359	PORTUGAL	4 908	3 173	1 989
NORTH YEMEN	269	135	83	SPAIN	2 003	1 212	730
MALAYSIA	530	590	385	ICELAND	372	182	111
PHILIPPINES	74	127	79	NORWAY	1 820	765	474
SOUTH KOREA	12 227	1 693	1 054	SWEDEN	6 833	3 402	2 131
JAPAN	15 694	13 472	8 367	FINLAND	1 414	889	550
TAIWAN	203	133	90	SWITZERLAND	9 709	10 390	6 471
HONG KONG	3 514	594	370	AUSTRIA	22 292	17 017	10 536
034 FISH, FRESH, CHILLED, FROZEN				YUGOSLAVIA	4 197	1 019	659
IMPORTS	4 288 633	1 636 939	1 023 557	TURKEY	1 058	1 139	86
FRANCE	83 032	64 940	40 201	POLAND	23 086	2 871	1 867
BELGIUM LUX	17 890	12 766	7 944	CZECHOSLOVAKIA	36 260	5 215	3 212
NETHERLANDS	234 394	120 147	74 899	HUNGARY	1 123	260	163
ITALY	31 916	23 425	14 430	EGYPT	1 172	112	74
UNITED KINGDOM	115 197	29 731	18 565	IVORY COAST	54 223	2 897	1 775
IRELAND	236 298	28 292	17 615	USA	117	293	179
DENMARK	1 052 109	374 649	234 226	CANADA	207	64	39
GREECE	1 230	1 842	1 154	HAITI	3 965	216	139
PORTUGAL	5 603	2 374	1 569	CYPRUS	239	101	61
SPAIN	19 775	10 772	6 895	SYRIA	54	86	57
CANARY IS	480	309	194	ISRAEL	6 829	1 331	834
ICELAND	558 054	191 940	119 477	JAPAN	3 425	3 405	2 123
FAROE IS	250 421	108 941	68 010	TAIWAN	29	2 551	1 546
NORWAY	542 195	250 848	156 873	HONG KONG	40	304	186
SWEDEN	23 950	14 180	8 845	AUSTRALIA	21	81	50
FINLAND	84	62	40	035 FISH, DRIED, SALTED, SMOKED			
SWITZERLAND	380	305	179	IMPORTS	351 305	227 475	143 724
AUSTRIA	666	626	388	FRANCE	1 278	3 996	2 492
YUGOSLAVIA	2 262	1 212	756	BELGIUM LUX	1 123	318	204
TURKEY	7 420	3 887	2 401	NETHERLANDS	134 140	51 006	31 888
SOVIET UNION	17 464	8 235	4 984	ITALY	290	324	212
POLAND	407 271	119 913	75 918	UNITED KINGDOM	2 488	2 026	1 315
CZECHOSLOVAKIA	12 164	6 224	3 927	IRELAND	54 651	14 526	9 194
HUNGARY	4 146	2 067	1 284	DENMARK	77 458	97 986	62 587
BULGARIA	339	144	96	GREECE	1 040	1 373	857
MOROCCO	2 236	2 879	1 769	SPAIN	3 019	2 661	1 665
TUNISIA	208	369	225	ICELAND	42 196	25 028	15 611
SENEGAL	4 815	4 589	2 817	FAROE IS	8 191	4 232	2 631
GAMBIA	69	66	42	NORWAY	18 249	14 469	9 042
LIBERIA	52	48	30	SWEDEN	814	1 269	829
NIGERIA	500	647	397	SWITZERLAND	101	353	219
CAMEROON	55	60	36	SOVIET UNION	443	827	518
ZAIRE	51	637	394	POLAND	2 287	1 418	918
BURUNDI	11	204	128	MAURITIUS	22	50	32
KENYA	1 208	749	469	USA	422	2 065	1 275
TANZANIA	39	119	75	CANADA	3 134	1 994	1 262
SEYCHELLES	137	163	101	IRAN	41	194	122
MAURITIUS	832	431	262	SRI LANKA	52	47	30
ZAMBIA	2	97	58	THAILAND	279	311	193
MALAWI	32	290	179	INDONESIA	39	71	45
SOUTH AFRICA	16 850	6 707	4 224	SINGAPORE	13	149	92
USA	157 636	63 042	40 505	SOUTH KOREA	149	160	99
CANADA	106 208	30 916	19 343	JAPAN	82	250	159
GREENLAND	60 720	22 241	13 441	HONG KONG	48	203	128
ST PIERRE	1 013	589	352	EXPORTS	41 309	28 023	17 572
PANAMA	433	182	120	FRANCE	1 115	3 111	1 945
TRINIDAD TOB	1 952	1 191	755	BELGIUM LUX	1 276	1 004	627
COLOMBIA	117	1 729	1 078	NETHERLANDS	4 289	1 299	829
VENEZUELA	18	155	96	ITALY	11 594	10 106	6 307
GUYANA	5	86	53	UNITED KINGDOM	3 580	290	180
ECUADOR	166	58	36	DENMARK	1 174	1 236	793
PERU	9 761	2 619	1 701	GREECE	4 950	480	292
BRAZIL	491	2 641	1 656	SPAIN	387	273	163
CHILE	13 904	6 077	3 777	SWEDEN	1 261	144	89
URUGUAY	40 180	13 352	8 339	SWITZERLAND	1 084	2 589	1 612
ARGENTINA	114 357	32 015	20 260	AUSTRIA	1 803	1 798	1 137
IRAN	68	66	42	YUGOSLAVIA	22	89	57
ISRAEL	199	736	442				
SAUDI ARABIA	285	256	157				
OMAN	1 000	427	265				
PAKISTAN	2 177	1 569	973				

6 IMPORTS AND EXPORTS (SPECIAL TRADE) BY GROUPS OF THE SITC-REV. III AND BY COUNTRIES OF PRODUCTION AND CONSUMPTION 1990

GROUP COUNTRY	DT = 100 KG	1 000 DM	1 000 \$	GROUP COUNTRY	DT = 100 KG	1 000 DM	1 000 \$
SOVIET UNION	31	73	43	POLAND	4 055	2 827	1 791
POLAND	804	191	123	USA	22	86	53
IVORY COAST	1 220	658	440	CYPRUS	191	113	72
TOGO	190	102	62	SYRIA	36	86	52
ZAIRE	156	89	58				
USA	135	357	215	037 FISH ETC.PREPD,PRSVD,NES			
SYRIA	40	84	52	IMPORTS	1 155 350	665 245	416 423
SRI LANKA	4 352	2 341	1 488	FRANCE	29 353	19 657	12 234
JAPAN	1 289	1 352	836	BELGIUM LUX	42 383	27 740	17 520
TAIWAN	23	79	51	NETHERLANDS	184 976	105 911	66 180
				ITALY	23 757	18 634	11 626
036 CRUSTACEANS,MOLLUSCS ETC				UNITD KINGDOM	6 997	6 567	4 093
IMPORTS	346 346	243 245	151 799	IRELAND	4 828	1 186	744
FRANCE	23 233	22 097	13 799	DENMARK	266 248	164 775	103 957
BELGIUM LUX	5 225	9 548	5 955	GREECE	2 420	2 125	1 325
NETHERLANDS	18 903	14 688	9 169	PORTUGAL	26 680	17 622	10 970
ITALY	8 227	6 223	3 868	SPAIN	39 669	24 166	15 103
UNITD KINGDOM	11 111	13 025	8 170	ICELAND	13 828	20 151	12 503
IRELAND	730	1 035	650	FAROE IS	1 809	2 240	1 348
DENMARK	117 518	9 427	5 887	NORWAY	23 521	15 311	9 610
GREECE	250	254	157	SWEDEN	2 069	2 400	1 487
PORTUGAL	2 787	612	380	SWITZERLAND	113	110	70
SPAIN	23 442	10 493	6 545	TURKEY	179	339	199
ICELAND	185	394	244	SOVIET UNION	913	9 596	6 099
FAROE IS	5 250	1 835	1 144	POLAND	25 262	6 849	4 461
NORWAY	847	603	357	HUNGARY	102	90	58
SWEDEN	695	643	429	MOROCCO	50 196	28 469	18 053
TURKEY	1 147	903	570	SENEGAL	769	462	304
SOVIET UNION	8 769	1 606	1 019	IVORY COAST	144	88	56
MOROCCO	178	146	88	MAURITIUS	925	444	283
TUNISIA	809	482	296	USA	1 313	3 512	2 194
MAURITANIA	323	193	119	CANADA	4 021	4 644	2 963
CAPE VERDE	34	152	91	GREENLAND	272	374	244
SENEGAL	1 705	1 221	772	CUBA	358	170	109
GAMBIA	839	1 125	711	CHILE	4 073	6 238	3 903
SIERRA LEONE	170	216	130	ARGENTINA	118	253	158
LIBERIA	114	70	41	CYPRUS	147	66	41
TOGO	86	106	70	IRAN	329	10 507	6 628
NIGERIA	2 425	3 522	2 229	INDIA	582	610	371
SOMALIA	18	74	47	BANGLADESH	54	51	31
KENYA	1 146	695	439	MALDIVES	9 831	4 116	2 542
TANZANIA	151	158	94	THAILAND	216 574	87 532	54 670
MOZAMBIQUE	1 157	1 192	712	VIETNAM	338	298	188
SOUTH AFRICA	206	5 472	3 290	INDONESIA	27 883	10 040	6 308
USA	6 712	5 432	3 373	MALAYSIA	9 370	6 540	4 089
CANADA	11 649	13 474	8 380	SINGAPORE	2 231	1 920	1 189
GREENLAND	897	2 943	1 575	PHILIPPINES	121 058	45 670	28 253
CUBA	535	2 557	1 589	CHINA	592	1 715	1 089
BAHAMAS	95	480	311	SOUTH KOREA	1 984	1 231	764
COLOMBIA	113	162	98	JAPAN	5 325	3 940	2 459
VENEZUELA	132	63	42	TAIWAN	1 239	501	300
BRAZIL	575	836	518	HONG KONG	75	55	35
CHILE	961	968	607	NEW ZEALAND	169	143	89
ARGENTINA	456	93	59				
LEBANON	133	174	117	EXPORTS	615 369	364 399	226 801
IRAN	2 855	2 258	1 459	FRANCE	155 835	87 744	54 374
KUWAIT	75	174	110	BELGIUM LUX	49 235	32 360	20 087
OMAN	216	827	526	NETHERLANDS	104 228	52 117	32 623
AFGHANISTAN	73	161	102	ITALY	114 345	73 951	45 874
PAKISTAN	1 127	1 103	686	UNITD KINGDOM	13 213	10 801	6 745
INDIA	6 952	5 144	3 298	IRELAND	145	92	58
BANGLADESH	15 430	31 827	19 842	DENMARK	13 645	10 670	6 632
SRI LANKA	73	139	83	GREECE	8 910	5 993	3 692
MYANMAR	2 247	4 797	3 011	PORTUGAL	977	637	396
THAILAND	37 617	39 091	24 366	SPAIN	11 021	7 667	4 801
VIETNAM	1 844	3 562	2 231	CANARY IS	451	351	219
INDONESIA	3 627	6 534	4 039	ICELAND	100	121	82
MALAYSIA	2 830	3 082	1 911	NORWAY	4 043	1 722	1 079
SINGAPORE	1 961	2 427	1 514	SWEDEN	3 882	2 017	1 256
PHILIPPINES	206	276	175	FINLAND	10 861	4 234	2 622
CHINA	7 715	11 854	7 305	SWITZERLAND	9 174	6 965	4 343
SOUTH KOREA	200	287	175	AUSTRIA	64 192	36 390	22 772
JAPAN	135	332	211	ANDORRA	58	73	44
HONG KONG	481	301	191	YUGOSLAVIA	5 667	2 938	1 894
AUSTRALIA	27	68	42	TURKEY	81	64	39
NEW ZEALAND	519	406	254	SOVIET UNION	129	137	82
				POLAND	16 138	4 265	2 791
EXPORTS	142 151	45 485	28 369	CZECHOSLOVAKIA	4 008	2 491	1 513
FRANCE	1 828	3 400	2 147	HUNGARY	1 869	1 136	706
BELGIUM LUX	2 686	3 044	1 903	ROMANIA	77	54	34
NETHERLANDS	116 327	17 411	10 794	SUDAN	500	268	180
ITALY	3 127	5 022	3 187	CHAD	1 682	913	550
UNITD KINGDOM	491	1 004	658	GHANA	500	245	145
DENMARK	2 143	2 713	1 687	ETHIOPIA	15	48	31
GREECE	116	146	90	SOUTH AFRICA	132	156	99
PORTUGAL	5 521	4 727	2 919	SWAZILAND	2 251	1 191	730
SPAIN	2 388	2 123	1 311	USA	3 668	3 781	2 361
ICELAND	51	87	51	CANADA	3 584	1 684	1 055
NORWAY	52	71	41	MEXICO	188	106	64
SWEDEN	27	56	36	VENEZUELA	29	77	47
SWITZERLAND	707	787	487	BRAZIL	102	174	111
AUSTRIA	914	897	555	PARAGUAY	110	147	88
YUGOSLAVIA	1 061	622	377	URUGUAY	186	195	125
TURKEY	361	184	109	ARGENTINA	41	152	91

6 IMPORTS AND EXPORTS (SPECIAL TRADE) BY GROUPS OF THE SITC-REV. III AND BY COUNTRIES OF PRODUCTION AND CONSUMPTION 1990

GROUP COUNTRY	DT = 100 KG	1 000 DM	1 000 \$	GROUP COUNTRY	DT = 100 KG	1 000 DM	1 000 \$
SYRIA	60	64	39	EXPORTS	330 121	52 423	32 506
ISRAEL	1 022	787	492	FRANCE	37 670	4 742	2 914
SAUDI ARABIA	21	286	176	BELGIUM LUX	34 786	5 687	3 532
ARAB EMIRAT	40	149	93	NETHERLANDS	14 162	2 032	1 235
SINGAPORE	97	822	528	ITALY	6 729	1 148	693
SOUTH KOREA	15	142	89	UNTD KINGDOM	21 512	4 577	2 872
JAPAN	3 006	2 618	1 612	DENMARK	140 432	24 834	15 454
TAIWAN	16	135	84	GREECE	6 874	2 126	1 325
HONG KONG	137	794	497	NORWAY	3 750	349	214
AUSTRALIA	5 124	3 761	2 312	SWEDEN	11 433	1 107	690
NEW ZEALAND	43	77	49	FINLAND	993	90	55
SHIPS SUPPL		159	97	SWITZERLAND	403	63	37
041 WHEAT, MESLIN, UNMILLED				AUSTRIA	46 673	5 020	3 090
IMPORTS	17 067 042	691 634	426 791	SOVIET UNION	374	55	34
FRANCE	11 554 944	476 161	292 663	POLAND	1 639	143	84
BELGIUM LUX	2 732 406	29 032	17 869	ROMANIA	568	96	61
NETHERLANDS	1 492 644	57 578	35 426	SIERRA LEONE	762	66	39
ITALY	11 441	988	616	USA	594	140	87
UNTD KINGDOM	633 435	24 258	15 276	CYPRUS	314	54	34
IRELAND	1 152	96	62	043 BARLEY, UNMILLED			
DENMARK	2 262 943	86 238	54 000	IMPORTS	5 158 542	223 244	138 585
GREECE	46 485	2 883	1 753	FRANCE	403 757	17 384	10 487
SPAIN	29 258	1 566	954	BELGIUM LUX	186 958	7 308	4 469
SWEDEN	1 621	75	50	NETHERLANDS	86 168	3 439	2 065
AUSTRIA	1 927	245	157	UNTD KINGDOM	128 753	5 540	3 526
TURKEY	519	47	30	IRELAND	450 696	21 100	12 635
HUNGARY	948	63	39	DENMARK	3 546 340	152 117	95 423
USA	81 163	4 613	2 977	SPAIN	320 209	15 270	9 319
CANADA	215 318	7 745	4 890	POLAND	3 025	83	51
EXPORTS	21 463 241	811 609	497 757	HUNGARY	8 688	191	115
FRANCE	1 576 052	73 134	45 191	CANADA	1 298	61	37
BELGIUM LUX	2 785 636	112 673	70 278	URUGUAY	9 934	307	182
NETHERLANDS	3 318 669	131 959	82 768	ARGENTINA	2 996	98	58
ITALY	1 624 720	72 785	45 311	AUSTRALIA	8 770	285	182
UNTD KINGDOM	230 917	10 383	6 332	EXPORTS	14 672 171	397 707	244 387
IRELAND	22 723	1 223	730	FRANCE	160 186	7 614	4 745
DENMARK	105 182	4 437	2 803	BELGIUM LUX	1 357 881	57 467	36 091
PORTUGAL	12 890	367	233	NETHERLANDS	1 736 785	61 121	39 200
ICELAND	12 537	352	218	ITALY	81 168	3 386	2 059
SWEDEN	56 839	1 796	1 102	UNTD KINGDOM	5 430	413	271
SWITZERLAND	162 557	5 195	3 162	IRELAND	895	114	68
AUSTRIA	3 567	269	164	DENMARK	32 322	2 166	1 363
TURKEY	660 037	18 946	11 414	ICELAND	4 252	157	95
SOVIET UNION	94 607	2 194	1 306	SWITZERLAND	172 338	4 276	2 605
POLAND	5 676 488	263 723	157 309	AUSTRIA	448	52	32
ALBANIA	225 004	2 335	1 566	SOVIET UNION	6 178 088	135 689	81 375
LIBYA	179 047	4 396	2 579	POLAND	549 306	23 337	13 812
EGYPT	1 047 384	21 592	13 332	HUNGARY	230 648	2 977	1 996
CAPE VERDE	39 704	726	477	ROMANIA	80 251	1 394	934
ETHIOPIA	205 537	5 530	3 408	LIBYA	1 906 639	51 303	31 297
SOMALIA	30 000	748	476	USA	3 600	70	42
USA	309	157	94	CUBA	7 050	136	81
CUBA	729 660	17 232	10 452	COLUMBIA	236 250	7 856	4 688
SYRIA	519 353	13 244	7 921	CYPRUS	160 228	1 803	1 212
IRAQ	302 134	7 370	4 597	IRAN	248 779	4 963	3 026
IRAN	6 454	194	118	ISRAEL	165 856	2 981	1 974
ISRAEL	106 870	1 893	1 227	SAUDI ARABIA	1 352 603	28 333	17 358
JORDAN	138 990	3 284	2 008	044 MAIZE UNMILLED			
NORTH YEMEN	109 443	2 599	1 655	IMPORTS	12 438 177	603 785	371 498
SOUTH YEMEN	177 198	2 921	1 899	FRANCE	9 753 845	482 365	295 248
AFGHANISTAN	65 000	2 507	1 511	BELGIUM LUX	3 471	997	596
PAKISTAN	299 993	7 617	4 853	NETHERLANDS	43 937	2 304	1 451
BANGLADESH	113 498	2 694	1 716	ITALY	277 561	15 519	9 960
CHINA	200 000	5 148	3 280	UNTD KINGDOM	7 079	161	101
NORTH KOREA	325 041	7 456	4 569	DENMARK	1 303	78	51
SOUTH KOREA	296 069	2 423	1 629	GREECE	119 075	5 234	3 518
042 RICE				SPAIN	180 951	8 906	5 662
IMPORTS	2 273 096	265 464	164 684	AUSTRIA	5 960	2 510	1 532
FRANCE	63 542	7 114	4 445	YUGOSLAVIA	12 783	2 764	1 645
BELGIUM LUX	242 993	63 187	39 245	HUNGARY	65 744	14 712	8 926
NETHERLANDS	45 183	7 778	4 902	ROMANIA	18 638	3 455	2 095
ITALY	587 686	71 310	44 007	BULGARIA	540	106	63
UNTD KINGDOM	3 696	1 131	710	SOUTH AFRICA	3 033	199	122
IRELAND	482	134	87	USA	687 868	23 914	14 954
DENMARK	909	193	119	CANADA	14 337	6 990	4 154
GREECE	480	69	41	BRAZIL	11 900	359	238
PORTUGAL	5 089	656	395	CHILE	2 042	1 030	616
SPAIN	58 190	6 944	4 565	ARGENTINA	1 226 928	31 988	20 445
SOVIET UNION	3 421	318	197	ISRAEL	907	133	86
USA	858 126	71 643	44 628	EXPORTS	2 261 304	114 412	73 224
GUYANA	4 996	636	382	FRANCE	247 924	14 265	9 273
SURINAME	143 720	14 400	8 719	BELGIUM LUX	60 929	3 116	2 036
URUGUAY	5 067	314	186	NETHERLANDS	1 288 728	55 476	36 341
PAKISTAN	893	130	81	ITALY	9 698	594	366
INDIA	12 523	2 384	1 478	UNTD KINGDOM	2 847	1 125	666
SRI LANKA	380	50	30	DENMARK	456 351	29 036	18 139
THAILAND	223 105	15 914	9 747				
CHINA	11 092	946	589				
TAIWAN	431	53	33				

6 IMPORTS AND EXPORTS (SPECIAL TRADE) BY GROUPS OF THE SITC-REV. III AND BY COUNTRIES OF PRODUCTION AND CONSUMPTION 1990

GROUP COUNTRY	DT = 100 KG	1 000 DM	1 000 \$	GROUP COUNTRY	DT = 100 KG	1 000 DM	1 000 \$
PORTUGAL	199	72	42	GHANA	91 111	3 397	2 138
SPAIN	1 050	236	140	TOGO	4 333	153	96
SWEDEN	607	82	50	BENIN	3 973	112	73
SWITZERLAND	6 538	1 803	1 078	NIGERIA	13 868	514	311
AUSTRIA	2 347	956	565	CENT AFR REP	7 921	273	167
YUGOSLAVIA	92 017	2 816	1 660	EQUAT GUINEA	3 201	130	77
SOVIET UNION	344	73	44	S TOME PRINC	7 300	269	171
CZECHOSLOVA	85 518	2 209	1 313	ZAIRE	10 862	462	272
HUNGARY	924	1 053	622	BURUNDI	9 792	379	225
ROMANIA	756	536	319	ETHIOPIA	105 493	3 940	2 572
BULGARIA	4 179	782	459	DJIBOUTI	21 897	689	424
ARGENTINA	102	73	47	SOMALIA	91 668	3 392	2 134
				UGANDA	11 631	416	268
045 OTHER CEREALS, UNMILLED				TANZANIA	88 202	3 111	1 895
IMPORTS	1 536 557	71 267	44 145	MOZAMBIQUE	2 701	86	54
FRANCE	383 855	20 322	12 584	MALAWI	2 147	56	38
BELGIUM LUX	28 588	1 416	885	HONDURAS	1 000	58	34
NETHERLANDS	142 085	7 010	4 329	CUBA	958 749	33 348	20 660
ITALY	3 248	883	550	GUYANA	7 300	404	246
UNTD KINGDOM	2 405	179	116	PERU	27 000	1 042	664
IRELAND	783	58	38	CHILE	138 817	4 542	2 804
DENMARK	374 610	13 738	8 353	BOLIVIA	94 900	5 155	3 064
SWEDEN	1 474	72	47	LEBANON	12 907	738	460
SOVIET UNION	4 697	244	145	SYRIA	196 194	7 247	4 295
POLAND	16 882	968	608	NORTH YEMEN	308 440	8 843	5 838
CZECHOSLOVA	3 025	118	75	SOUTH YEMEN	280 295	8 621	5 331
HUNGARY	38 879	2 068	1 288	MALDIVES	21 446	655	397
BULGARIA	1 807	83	50	WEST SAMOA	6 648	207	129
SUDAN	39 489	1 783	1 101				
KENYA	35 000	1 027	688	047 OTHER CEREAL MEAL, FLOURS			
USA	65 678	4 073	2 549	IMPORTS	312 549	17 856	11 010
CANADA	66 707	5 148	3 205	FRANCE	151 247	6 671	4 068
MEXICO	600	120	73	BELGIUM LUX	15 918	938	582
ECUADOR	1 018	243	150	NETHERLANDS	76 774	5 013	3 118
PERU	981	74	49	ITALY	17 379	1 216	748
BRAZIL	2 053	96	58	UNTD KINGDOM	26 291	1 532	964
BOLIVIA	739	176	111	IRELAND	1 084	104	63
ARGENTINA	147 929	5 141	3 234	SWITZERLAND	361	282	178
CHINA	25 355	2 828	1 750	USA	19 637	1 601	986
AUSTRALIA	146 273	3 192	1 980	SURINAME	1 400	152	93
EXPORTS	569 511	20 647	12 932	SRI LANKA	378	58	39
FRANCE	3 748	305	188	THAILAND	903	129	78
BELGIUM LUX	16 279	743	469	CHINA	516	63	38
NETHERLANDS	223 462	9 396	5 860	EXPORTS	1 501 062	48 820	30 173
ITALY	46 605	1 904	1 173	FRANCE	116 135	6 854	4 201
UNTD KINGDOM	19 998	1 120	80	BELGIUM LUX	53 992	2 962	1 830
DENMARK	19 892	1 812	1 167	NETHERLANDS	150 043	8 493	5 234
SWEDEN	50 825	2 404	1 434	ITALY	2 731	204	127
SWITZERLAND	3 618	537	341	UNTD KINGDOM	2 390	134	84
AUSTRIA	1 760	303	195	IRELAND	6 131	139	82
SOVIET UNION	1 591	131	77	DENMARK	232 985	13 631	8 433
CZECHOSLOVA	2 072	1 170	747	SPAIN	20 398	322	194
HUNGARY	301	175	111	CANARY IS	651	70	42
ROMANIA	31 604	462	310	ICELAND	167 526	2 723	1 707
SOUTH KOREA	164 854	946	636	NORWAY	261 497	3 946	2 462
JAPAN	950	145	88	SWEDEN	182 104	3 378	2 111
				SWITZERLAND	431	54	32
046 MEAL, FLOUR OF WHEAT, MSLN				POLAND	6 071	116	75
IMPORTS	1 005 595	73 009	45 375	SOUTH AFRICA	5 200	199	130
FRANCE	603 619	44 423	27 668	ISRAEL	288 675	5 267	3 239
BELGIUM LUX	230 739	15 555	9 634	HONG KONG	1 049	64	40
NETHERLANDS	90 071	5 132	3 189				
ITALY	56 750	4 946	3 060	048 CEREAL PREPARATIONS			
UNTD KINGDOM	16 764	1 372	851	IMPORTS	7 621 577	1 417 763	884 707
DENMARK	2 502	159	103	FRANCE	2 822 140	375 561	233 844
GREECE	1 488	161	99	BELGIUM LUX	720 771	173 049	107 976
SWITZERLAND	1 121	948	587	NETHERLANDS	1 212 344	257 611	161 084
TURKEY	854	79	49	ITALY	1 017 489	250 753	155 967
JAPAN	279	83	48	UNTD KINGDOM	761 688	94 559	59 367
EXPORTS	4 867 443	204 937	126 990	IRELAND	1 553	427	265
FRANCE	271 496	21 575	13 393	DENMARK	457 403	84 140	52 854
BELGIUM LUX	90 520	5 510	3 404	GREECE	10 429	2 374	1 478
NETHERLANDS	718 268	40 881	25 391	SPAIN	28 299	3 923	2 517
ITALY	1 363	100	63	NORWAY	724	268	163
UNTD KINGDOM	2 176	164	97	SWEDEN	106 643	37 835	23 491
DENMARK	45 857	3 149	1 956	FINLAND	23 114	7 023	4 362
SWITZERLAND	1 476	119	73	SWITZERLAND	71 285	30 824	19 218
SOVIET UNION	116 868	3 040	2 040	AUSTRIA	166 685	74 767	46 872
ROMANIA	3 419	225	135	YUGOSLAVIA	266	100	61
MOROCCO	8 537	204	121	TURKEY	30 191	3 832	2 380
LIBYA	771 787	30 277	18 500	POLAND	5 954	777	471
EGYPT	8 277	377	228	CZECHOSLOVA	112 299	5 495	3 363
SUDAN	54 585	1 897	1 135	HUNGARY	16 789	1 889	1 189
NIGER	3 474	118	74	USA	31 909	4 271	2 641
CHAD	9 925	429	266	CANADA	1 899	419	259
GAMBIA	46 145	1 685	1 010	ISRAEL	6 656	2 008	1 246
GUINEA	8 963	285	181	SAUDI ARABIA	1 229	174	105
SIERRA LEONE	157 740	5 880	3 617	THAILAND	1 196	375	234
LIBERIA	11 960	488	294	INDONESIA	187	85	54
				SINGAPORE	1 099	385	247
				PHILIPPINES	176	68	42

6 IMPORTS AND EXPORTS (SPECIAL TRADE) BY GROUPS OF THE SITC-REV. III AND BY COUNTRIES OF PRODUCTION AND CONSUMPTION 1990

GROUP COUNTRY	DT = 100 KG	1 000 DM	1 000 \$	GROUP COUNTRY	DT = 100 KG	1 000 DM	1 000 \$
CHINA	3 104	583	365	FRANCE	4 436 002	550 827	338 332
SOUTH KOREA	1 816	657	406	BELGIUM LUX	2 190 403	328 771	204 003
JAPAN	1 926	1 871	1 167	NETHERLANDS	14 329 134	1 801 003	1 107 328
TAIWAN	2 482	1 119	695	ITALY	5 404 548	576 653	351 502
HONG KONG	646	280	172	UNTD KINGDOM	1 135 264	70 273	44 233
EXPORTS	6 616 667	1 754 298	1 090 318	IRELAND	1 358	1 021	639
FRANCE	1 022 200	417 793	259 964	DENMARK	2 685 003	168 250	105 057
BELGIUM LUX	385 544	140 026	86 884	GREECE	759 420	159 482	97 770
NETHERLANDS	648 036	175 115	108 592	PORTUGAL	26 019	3 801	2 433
ITALY	494 786	175 904	109 223	SPAIN	3 223 331	516 319	319 471
UNTD KINGDOM	561 336	152 518	95 132	CANARY IS	486 777	97 152	59 263
IRELAND	8 862	4 783	2 989	NORWAY	7 664	332	202
DENMARK	392 438	77 740	48 150	SWEDEN	38 387	5 658	3 479
GREECE	72 577	28 970	17 997	SWITZERLAND	2 844	1 044	687
PORTUGAL	37 655	9 657	6 007	AUSTRIA	130 715	10 626	6 563
SPAIN	114 515	46 011	28 526	YUGOSLAVIA	105 746	39 216	24 521
CANARY IS	151 354	12 987	8 066	TURKEY	542 897	83 726	52 138
CEUTA MEL	473	196	119	SOVIET UNION	20 466	8 025	5 085
ICELAND	6 956	921	562	POLAND	1 415 575	133 662	84 304
NORWAY	169 409	18 286	11 250	CZECHOSLOVA	355 688	43 918	27 362
SWEDEN	93 018	29 238	18 119	HUNGARY	765 740	60 002	37 864
FINLAND	25 120	10 259	6 345	ROMANIA	19 444	1 735	1 104
SWITZERLAND	373 771	86 350	53 628	BULGARIA	79 926	5 146	3 217
AUSTRIA	344 029	151 534	94 349	ALBANIA	13 037	1 757	1 053
ANDORRA	704	284	177	MOROCCO	159 978	24 755	15 555
GIBRALTAR	300	77	48	ALGERIA	596	100	60
MALTA	6 059	1 209	761	TUNISIA	2 660	281	163
YUGOSLAVIA	5 396	3 326	2 151	LIBYA	24 828	2 165	1 282
TURKEY	2 906	1 275	809	EGYPT	38 748	5 122	3 090
SOVIET UNION	14 545	2 142	1 360	SUDAN	38 318	8 427	5 211
POLAND	38 516	14 787	9 632	SENEGAL	2 406	640	377
CZECHOSLOVA	8 987	6 130	3 844	IVORY COAST	770	93	53
HUNGARY	5 335	1 320	834	GHANA	475	103	64
ROMANIA	1 783	476	296	TOGO	1 032	455	269
BULGARIA	194	110	70	ETHIOPIA	12 776	2 305	1 427
MOROCCO	826	515	325	KENYA	83 988	4 369	2 791
TUNISIA	118	52	32	TANZANIA	368 085	10 668	6 696
EGYPT	82	50	32	MADAGASCAR	2 794	141	86
SUDAN	147	100	64	ZAMBIA	838	370	229
SENEGAL	94	73	47	ZIMBABWE	1 598	718	444
IVORY COAST	3 096	323	195	SOUTH AFRICA	128 091	17 722	11 066
GHANA	24 565	1 749	1 065	USA	150 236	29 708	18 803
TOGO	503	189	115	CANADA	121 473	10 161	6 400
NIGERIA	367	197	125	MEXICO	7 462	2 389	1 451
CAMEROON	15 954	1 113	689	GUATEMALA	8 746	2 342	1 471
CENT AFR REP	1 080	95	60	CUBA	2 833	187	109
RWANDA	600	53	35	VENEZUELA	651	136	81
MADAGASCAR	960	73	46	ECUADOR	1 001	342	212
REUNION	222	113	69	PERU	9 265	3 888	2 429
MALAWI	960	84	52	BRAZIL	1 266	238	138
SOUTH AFRICA	102 467	7 826	4 825	CHILE	177 747	16 204	9 786
NAMIBIA	44 066	2 836	1 782	PARAGUAY	434	196	119
USA	95 024	41 962	26 229	ARGENTINA	138 109	14 443	8 797
CANADA	21 772	9 632	6 079	CYPRUS	425 917	31 919	19 197
MEXICO	2 338	947	600	LEBANON	2 617	316	195
GUATEMALA	859	62	37	SYRIA	27 060	1 709	1 011
COSTA RICA	7 500	402	268	IRAN	8 498	1 524	945
PANAMA	43 696	2 580	1 586	ISRAEL	258 075	29 008	17 619
CUBA	5 606	415	254	JORDAN	3 981	936	584
HAITI	1 800	157	95	SAUDI ARABIA	351	69	43
DOMINIC REP	18 131	1 086	665	AFGHANISTAN	843	173	105
DOMINICA	1 680	118	78	INDIA	3 880	832	509
NETH ANTILL	12 221	707	430	THAILAND	6 674 463	180 213	111 471
COLOMBIA	2 163	163	97	VIETNAM	968	67	44
VENEZUELA	131 000	7 356	4 517	INDONESIA	144 210	4 448	2 654
ECUADOR	1 440	127	76	CHINA	252 185	46 868	29 078
PERU	54 905	3 302	1 971	NORTH KOREA	400	78	50
BRAZIL	30 925	1 520	906	JAPAN	251	410	251
CYPRUS	5 633	3 697	2 320	TAIWAN	19 629	6 531	3 949
LEBANON	688	433	268	HONG KONG	3 868	1 029	630
SYRIA	506	226	141	AUSTRALIA	247 537	19 004	11 395
ISRAEL	6 126	1 466	918	NEW ZEALAND	135 240	10 875	6 498
JORDAN	516	355	219	EXPORTS	9 915 199	580 483	359 669
SAUDI ARABIA	18 588	9 446	5 896	FRANCE	285 013	37 378	23 055
KUWAIT	5 040	3 763	2 247	BELGIUM LUX	331 339	37 660	23 616
BAHRAIN	2 229	1 600	994	NETHERLANDS	7 187 170	144 779	91 960
QATAR	958	666	407	ITALY	848 299	58 992	36 723
ARAB EMIRAT	7 514	5 407	3 309	UNTD KINGDOM	118 506	18 055	11 066
OMAN	1 465	1 020	617	IRELAND	17 218	2 028	1 231
SRI LANKA	1 900	119	73	DENMARK	208 270	23 802	14 594
THAILAND	159 764	12 266	7 528	GREECE	34 911	2 565	1 575
VIETNAM	3 600	232	138	PORTUGAL	31 692	3 832	2 287
INDONESIA	295	71	46	SPAIN	72 646	11 092	6 924
MALAYSIA	9 813	520	320	CANARY IS	549	1 042	637
SINGAPORE	2 007	662	413	ICELAND	4 435	332	203
SOUTH KOREA	24 371	2 138	1 272	NORWAY	5 135	3 636	2 286
JAPAN	725 821	46 566	28 706	SWEDEN	208 738	14 367	8 828
TAIWAN	1 080	470	286	FINLAND	4 143	2 933	1 800
HONG KONG	6 628	1 270	785	SWITZERLAND	27 305	15 002	9 471
AUSTRALIA	12 758	5 508	3 480	AUSTRIA	131 811	27 194	16 607
NEW ZEALAND	337	157	102	MALTA	84	80	47
054 VEGETABLES				YUGOSLAVIA	24 516	2 271	1 439
IMPORTS	47 874 950	5 163 623	3 182 833	TURKEY	17 034	1 401	828
				SOVIET UNION	8 235	5 361	3 172
				POLAND	11 065	1 773	1 093

6 IMPORTS AND EXPORTS (SPECIAL TRADE) BY GROUPS OF THE SITC-REV. III AND BY COUNTRIES OF PRODUCTION AND CONSUMPTION 1990

GROUP COUNTRY	DT = 100 KG	1 000 DM	1 000 \$	GROUP COUNTRY	DT = 100 KG	1 000 DM	1 000 \$
CZECHOSLOVAKIA	31 966	2 391	1 505	MEXICO	792	102	63
HUNGARY	15 367	1 586	970	ECUADOR	5 808	2 481	1 542
ROMANIA	960	151	93	PERU	22 267	7 085	4 410
BULGARIA	858	190	116	BRAZIL	2 125	797	505
MOROCCO	520	165	101	CHILE	9 117	3 074	1 901
ALGERIA	97 965	5 366	3 192	ARGENTINA	436	268	171
TUNISIA	10 000	800	469	LEBANON	1 808	241	149
EGYPT	10 015	601	364	SYRIA	6 275	1 730	1 090
LIBERIA	1 052	105	67	IRAN	817	208	128
IVORY COAST	40	50	30	ISRAEL	62 395	11 091	6 885
GHANA	55	90	54	PAKISTAN	43	310	191
TOGO	168	235	141	INDIA	9 559	3 476	2 144
BENIN	152	134	85	SRI LANKA	30	69	41
NIGERIA	595	846	517	THAILAND	57 675	8 084	5 001
CAMEROON	975	1 314	825	MALAYSIA	1 693	317	189
CENT AFR REP	71	151	95	SINGAPORE	174	173	107
GABON	340	441	271	PHILIPPINES	405	166	101
CONGO	95	126	75	CHINA	834 179	221 836	138 392
ZAIRE	174	318	197	SOUTH KOREA	1 033	812	494
ETHIOPIA	7 666	1 274	815	JAPAN	1 025	1 083	666
KENYA	1 200	2 955	1 823	TAIWAN	25 390	8 566	5 318
UGANDA	60	103	68	HONG KONG	3 123	835	524
TANZANIA	322	72	43	NEW ZEALAND	255	169	105
MOZAMBIQUE	61	70	45				
MADAGASCAR	133	219	132	EXPORTS	1 559 872	434 211	268 976
REUNION	76	115	69				
MAURITIUS	152	135	83	FRANCE	235 525	58 590	36 378
ZIMBABWE	379	488	302	BELGIUM LUX	119 535	37 097	22 991
MALAWI	113	63	42	NETHERLANDS	402 913	79 888	49 813
SOUTH AFRICA	4 935	4 471	2 826	ITALY	192 255	82 428	50 828
NAMIBIA	110	60	38	UNITED KINGDOM	183 930	43 176	26 694
USA	55 263	57 808	34 978	IRELAND	7 821	1 669	1 034
CANADA	4 088	3 118	1 895	DENMARK	106 864	22 819	14 128
MEXICO	666	470	295	GREECE	25 376	4 849	2 987
PANAMA	345	460	279	PORTUGAL	3 577	2 110	1 306
TRINIDAD TGB	73	105	63	SPAIN	30 800	9 645	5 954
VENEZUELA	6 713	1 097	668	CANARY IS	6 959	1 627	1 005
GUYANA	42	52	30	ICELAND	806	216	137
PERU	655	786	472	NORWAY	4 626	2 006	1 245
BRAZIL	8 881	4 830	2 940	SWEDEN	15 538	8 200	5 068
PARAGUAY	156	105	63	FINLAND	6 289	2 219	1 380
URUGUAY	70	102	68	SWITZERLAND	28 113	20 358	12 631
CYPRUS	6 261	628	373	AUSTRIA	37 334	16 118	10 020
LEBANON	742	77	46	ANDORRA	296	88	53
SYRIA	10 200	911	542	MALTA	1 226	460	285
IRAQ	33	81	52	YUGOSLAVIA	52 060	8 355	5 098
IRAN	3 400	443	263	TURKEY	4 332	1 193	729
ISRAEL	2 023	515	322	SOVIET UNION	460	145	89
INDIA	885	1 416	849	POLAND	6 907	1 316	845
SRI LANKA	7 019	1 004	589	HUNGARY	2 654	787	490
THAILAND	5 954	22 803	14 219	LIBYA	376	60	37
VIETNAM	200	132	78	ANGOLA	197	61	40
INDONESIA	1 523	379	231	SOUTH AFRICA	2 222	864	528
MALAYSIA	60	72	46	USA	18 531	7 356	4 578
PHILIPPINES	205	94	55	CANADA	10 314	2 943	1 824
SOUTH KOREA	438	398	243	CUBA	219	64	41
JAPAN	30 867	39 674	23 722	TRINIDAD TGB	426	156	98
TAIWAN	691	631	372	VENEZUELA	65	54	33
HONG KONG	595	893	550	SYRIA	240	65	40
AUSTRALIA	141	87	53	ISRAEL	3 272	2 021	1 263
N ZEAL OCEAN	1 426	188	126	SAUDI ARABIA	629	309	196
				KUWAIT	161	80	52
				BAHRAIN	131	75	47
				ARAB EMIRAT	1 289	545	331
				OMAN	101	141	86
				INDONESIA	575	362	236
				MALAYSIA	358	262	155
				SINGAPORE	745	433	258
				PHILIPPINES	252	91	53
				CHINA	334	63	41
				SOUTH KOREA	119	54	33
				JAPAN	31 075	8 137	4 983
				HONG KONG	1 264	303	187
				AUSTRALIA	6 901	3 192	1 936
				AUST OCEANIA	200	153	94
				NEW ZEALAND	418	360	221
056 VEGETABLES, PRPD, PRSVD, NES				057 FRUIT, NUTS EXCL. OIL NUTS			
IMPORTS	12 117 755	2 235 624	1 394 241	IMPORTS	46 162 073	6 806 511	4 240 692
FRANCE	1 885 309	375 154	234 206	FRANCE	2 164 204	362 558	227 562
BELGIUM LUX	621 031	69 254	43 117	BELGIUM LUX	310 733	53 204	32 617
NETHERLANDS	4 519 578	786 963	490 268	NETHERLANDS	814 280	121 514	76 242
ITALY	2 088 565	312 465	194 518	ITALY	8 707 271	1 408 356	875 827
UNITED KINGDOM	64 795	10 294	6 383	UNITED KINGDOM	22 859	1 744	1 100
IRELAND	1 926	676	409	DENMARK	40 090	6 320	3 996
DENMARK	43 270	17 553	11 070	GREECE	1 944 738	282 496	177 158
GREECE	229 410	52 061	32 268	PORTUGAL	17 275	5 074	3 156
PORTUGAL	25 067	5 491	3 394	SPAIN	9 534 287	1 144 654	721 207
SPAIN	233 165	87 369	54 442	CANARY IS	6 630	1 217	750
SWEDEN	6 293	1 727	1 067	SWEDEN	1 878	813	515
FINLAND	121	77	45	FINLAND	1 009	448	286
SWITZERLAND	6 402	4 343	2 701	SWITZERLAND	3 861	869	554
AUSTRIA	4 333	888	548	AUSTRIA	21 025	3 444	2 151
YUGOSLAVIA	109 166	16 018	9 850	YUGOSLAVIA	26 925	2 851	1 744
TURKEY	422 667	86 651	54 999	TURKEY	1 276 234	400 719	251 593
SOVIET UNION	11 322	1 690	1 046				
POLAND	34 587	6 003	3 729				
CZECHOSLOVAKIA	43 112	5 430	3 367				
HUNGARY	336 765	43 673	27 475				
ROMANIA	4 334	2 329	1 485				
BULGARIA	95 045	7 762	4 837				
ALBANIA	1 951	533	335				
MOROCCO	48 592	8 050	5 000				
EGYPT	18 047	5 137	3 178				
KENYA	4 825	1 026	682				
MADAGASCAR	159	135	80				
SOUTH AFRICA	13 015	5 177	3 215				
LESOTHO	3 097	1 199	718				
USA	155 538	39 011	24 383				
CANADA	38 956	8 298	5 202				

6 IMPORTS AND EXPORTS (SPECIAL TRADE) BY GROUPS OF THE SITC-REV. III AND BY COUNTRIES OF PRODUCTION AND CONSUMPTION 1990

GROUP COUNTRY	DT = 100 KG	1 000 DM	1 000 \$	GROUP COUNTRY	DT = 100 KG	1 000 DM	1 000 \$
SOVIET UNION	43 827	4 735	2 931	ROMANIA	341	53	34
POLAND	141 337	18 114	11 110	BULGARIA	532	102	61
CZECHOSLOVA	144 161	6 502	4 056	MOROCCO	411	173	107
HUNGARY	306 494	29 902	18 433	TUNISIA	316	161	104
ROMANIA	42 707	6 947	4 406	LIBYA	448	74	45
BULGARIA	51 286	4 913	3 017	TOGO	505	105	64
ALBANIA	4 960	594	361	SOUTH AFRICA	155	84	52
MOROCCO	743 793	71 734	44 154	USA	4 347	2 695	1 640
ALGERIA	1 677	650	399	CANADA	327	521	321
TUNISIA	15 084	6 676	4 230	MEXICO	705	469	296
EGYPT	14 456	1 313	785	VENEZUELA	204	124	80
MALI	180	60	36	ECUADOR	458	63	39
SENEGAL	832	177	103	BRAZIL	399	157	104
IVORY COAST	150 470	16 072	9 849	ARGENTINA	65	59	36
GHANA	8 730	992	621	CYPRUS	164	133	79
TOGO	1 503	344	215	IRAN	200	86	51
NIGERIA	319	79	51	ISRAEL	3 929	3 380	2 052
ETHIOPIA	736	153	95	SINGAPORE	168	119	74
KENYA	13 133	3 844	2 381	JAPAN	481	395	247
MOZAMBIQUE	49 746	6 871	4 388	TAIWAN	1 337	1 486	885
MADAGASCAR	1 362	866	550	HONG KONG	165	194	118
MAURITIUS	348	231	154	AUSTRALIA	1 057	970	587
ZAMBIA	678	213	131				
ZIMBABWE	32 435	3 835	2 439	058 FRUIT, PRESERVED, PREPARED			
SOUTH AFRICA	1 401 302	235 861	144 086	IMPORTS	8 635 996	1 512 397	941 701
SWAZILAND	76 673	8 433	5 407	FRANCE	188 260	59 243	36 853
USA	1 178 251	424 315	264 922	BELGIUM LUX	254 379	65 594	41 053
CANADA	1 787	375	224	NETHERLANDS	739 815	149 686	93 215
MEXICO	8 859	3 426	2 138	ITALY	1 347 481	223 822	139 531
GUATEMALA	15 877	1 776	1 075	UNITED KINGDOM	69 974	27 448	17 254
HONDURAS	844 685	89 905	55 605	DENMARK	58 399	12 629	7 824
NICARAGUA	335 555	30 445	19 295	GREECE	1 172 237	158 132	98 526
COSTA RICA	3 567 439	319 962	198 790	PORTUGAL	465	70	44
PANAMA	3 514 264	403 320	250 236	SPAIN	660 986	120 991	74 606
CUBA	3 882	332	208	NORWAY	1 280	299	182
DOMINIC REP	57 170	6 557	4 152	SWEDEN	31 877	12 123	7 652
GUADELOUPE	4 077	316	197	FINLAND	9 084	3 265	2 058
ANTIGUA	502	120	72	SWITZERLAND	6 269	3 557	2 227
MARTINIQUE	7 282	669	436	AUSTRIA	15 322	4 356	2 698
JAMAICA	1 480	251	151	YUGOSLAVIA	461 334	77 720	48 197
ST VINCENT	3 607	275	175	TURKEY	229 324	85 895	53 712
COLOMBIA	2 120 890	215 389	135 054	SOVIET UNION	917	181	114
VENEZUELA	4 130	1 107	668	POLAND	595 244	99 318	61 756
ECUADOR	1 615 067	142 428	88 520	CZECHOSLOVA	106 756	10 629	6 650
PERU	6 598	2 647	1 627	HUNGARY	259 926	40 739	25 538
BRAZIL	211 899	43 392	27 183	ROMANIA	2 214	309	206
CHILE	900 772	184 076	110 675	BULGARIA	34 325	3 567	2 270
BOLIVIA	1 269	697	434	MOROCCO	14 987	2 751	1 720
URUGUAY	61 218	6 332	4 079	NIGERIA	1 378	313	191
ARGENTINA	745 579	105 579	63 738	SOMALIA	457	51	31
CYPRUS	220 717	20 468	12 449	KENYA	137 560	20 738	12 922
LEBANON	202	72	43	MAURITIUS	1 605	426	269
SYRIA	1 070	180	110	SOUTH AFRICA	489 236	66 084	41 060
IRAQ	1 131	370	229	SWAZILAND	25 530	3 849	2 450
IRAN	342 714	180 239	112 543	USA	75 187	17 988	11 286
ISRAEL	805 446	91 013	55 525	CANADA	95 317	31 923	20 518
ARAB EMIRAT	151	105	62	GUATEMALA	3 708	674	421
AFGHANISTAN	282	65	42	HONDURAS	27 121	3 690	2 264
PAKISTAN	1 902	727	453	COSTA RICA	4 963	959	589
INDIA	29 396	23 352	14 443	PANAMA	37 268	4 705	2 926
SRI LANKA	87 818	10 875	6 867	HAITI	5 316	719	436
THAILAND	6 248	2 918	1 791	DOMINIC REP	939	268	159
VIETNAM	801	607	378	COLOMBIA	840	217	135
INDONESIA	4 469	804	507	ECUADOR	4 569	611	392
MALAYSIA	21 959	4 978	3 128	PERU	3 063	576	351
PHILIPPINES	41 151	5 723	3 574	BRAZIL	60 240	8 010	4 948
CHINA	16 788	6 604	4 135	CHILE	33 211	7 445	4 521
SOUTH KOREA	590	118	75	ARGENTINA	18 663	2 550	1 595
JAPAN	1 264	314	202	CYPRUS	2 079	330	209
AUSTRALIA	152 563	37 913	23 704	LEBANON	469	80	46
NEW ZEALAND	1 068 467	208 428	129 590	IRAN	20 849	17 973	11 372
N ZEAL OCEAN	293	53	33	ISRAEL	11 937	2 784	1 718
EXPORTS	2 381 618	438 922	272 353	INDIA	20 839	4 158	2 579
FRANCE	189 740	50 662	31 219	THAILAND	766 590	75 095	46 296
BELGIUM LUX	167 294	30 013	18 818	INDONESIA	142 581	13 064	8 013
NETHERLANDS	357 090	57 658	35 702	MALAYSIA	33 906	3 591	2 248
ITALY	408 056	62 663	38 391	SINGAPORE	2 647	348	213
UNITED KINGDOM	100 861	22 091	13 803	PHILIPPINES	131 776	20 147	12 220
IRELAND	5 633	570	358	CHINA	134 293	25 470	15 891
DENMARK	271 802	42 988	26 751	SOUTH KOREA	6 543	1 493	928
GREECE	13 524	5 137	3 223	JAPAN	3 343	1 022	633
PORTUGAL	2 083	1 296	775	TAIWAN	1 420	509	309
SPAIN	89 365	31 448	19 571	HONG KONG	3 369	1 261	770
CANARY IS	278	78	48	AUSTRALIA	47 653	6 450	4 094
ICELAND	1 405	622	387	NEW ZEALAND	16 865	3 910	2 452
NORWAY	51 013	6 411	4 030	FIJI	488	263	159
SWEDEN	125 591	15 466	9 689	EXPORTS	1 258 624	444 183	275 996
FINLAND	79 959	8 028	5 032	FRANCE	394 579	158 714	98 275
SWITZERLAND	63 631	14 611	9 027	BELGIUM LUX	181 538	60 151	37 396
AUSTRIA	79 209	24 135	14 968	NETHERLANDS	241 750	57 617	35 928
YUGOSLAVIA	10 107	2 311	1 451	ITALY	101 218	38 001	23 762
TURKEY	1 806	470	299	UNITED KINGDOM	99 351	30 955	19 154
POLAND	321 789	45 707	28 535	IRELAND	503	179	115
CZECHOSLOVA	10 723	2 768	1 807				
HUNGARY	12 761	1 840	1 182				

6 IMPORTS AND EXPORTS (SPECIAL TRADE) BY GROUPS OF THE SITC-REV. III AND BY COUNTRIES OF PRODUCTION AND CONSUMPTION 1990

GROUP COUNTRY	DT = 100 KG	1 000 DM	1 000 \$	GROUP COUNTRY	DT = 100 KG	1 000 DM	1 000 \$
DENMARK	46 387	13 389	8 354	ARGENTINA	96 724	29 059	18 063
GREECE	10 074	4 398	2 736	CYPRUS	15 129	4 162	2 554
PORTUGAL	974	546	335	ISRAEL	203 582	44 432	27 449
SPAIN	4 804	2 456	1 519	PAKISTAN	1 263	472	295
CANARY IS	2 046	820	506	INDIA	856	210	127
ICELAND	1 680	596	366	SRI LANKA	4 025	683	409
NORWAY	9 657	2 869	1 790	THAILAND	30 061	5 360	3 340
SWEDEN	22 823	9 784	6 073	INDONESIA	1 674	392	254
FINLAND	11 975	4 676	2 895	MALAYSIA	268	106	63
SWITZERLAND	35 611	21 954	13 675	PHILIPPINES	1 741	258	157
AUSTRIA	32 884	12 786	7 955	CHINA	1 356	1 268	823
MALTA	2 067	801	507	JAPAN	72	352	235
YUGOSLAVIA	4 695	1 698	1 088	NEW ZEALAND	392	238	141
TURKEY	191	80	51	EXPORTS	3 503 280	601 612	372 292
SOVIET UNION	587	492	306	FRANCE	458 995	82 520	50 881
POLAND	20 600	5 423	3 455	BELGIUM LUX	633 519	76 162	47 136
CZECHOSLOVA	1 350	825	520	NETHERLANDS	1 151 040	154 126	95 572
HUNGARY	2 589	498	316	ITALY	99 331	23 248	14 392
BULGARIA	774	558	344	UNITED KINGDOM	334 397	91 967	57 107
MOROCCO	95	81	51	IRELAND	17 995	4 108	2 522
LIBYA	410	84	51	DENMARK	180 558	39 623	24 524
EGYPT	199	79	53	GREECE	18 023	3 923	2 374
SUDAN	223	86	56	PORTUGAL	459	70	37
SOUTH AFRICA	375	145	88	SPAIN	8 715	1 865	1 152
USA	6 342	2 342	1 458	CANARY IS	2 618	323	196
CANADA	4 227	2 509	1 527	ICELAND	405	48	32
MEXICO	663	488	299	NORWAY	10 128	2 898	1 765
VENEZUELA	148	114	76	SWEDEN	13 579	3 092	1 910
BRAZIL	330	242	154	FINLAND	21 006	4 613	2 825
CYPRUS	320	157	104	SWITZERLAND	31 358	5 899	3 709
LEBANON	524	160	98	AUSTRIA	22 399	6 226	3 853
SYRIA	234	96	59	YUGOSLAVIA	6 457	2 040	1 225
IRAN	1 902	456	283	SOVIET UNION	2 193	396	255
ISRAEL	457	332	203	POLAND	61 103	7 132	4 429
SAUDI ARABIA	3 781	1 438	886	CZECHOSLOVA	266	56	35
KUWAIT	276	156	92	BULGARIA	591	104	64
BAHRAIN	104	81	48	TOGO	911	89	55
ARAB EMIRAT	205	113	69	REUNION	983	75	46
OMAN	109	53	30	USA	346 464	72 688	45 041
INDONESIA	138	90	56	CANADA	32 590	6 036	3 707
MALAYSIA	126	95	56	ANTIGUA	1 046	131	77
SINGAPORE	288	141	87	TRINIDAD TOB	359	68	40
JAPAN	647	468	281	ISRAEL	1 559	382	232
TAIWAN	2 592	2 174	1 355	SAUDI ARABIA	970	185	116
HONG KONG	890	631	381	SINGAPORE	978	170	102
AUSTRALIA	1 286	531	327	SOUTH KOREA	14	49	30
FR POLYNESIA	85	105	63	JAPAN	38 106	10 162	6 161
059 FRUIT, VEGETABLE JUICES				HONG KONG	1 229	269	166
IMPORTS	5 873 390	1 288 294	800 106	AUSTRALIA	221	237	150
FRANCE	625 282	50 135	31 259	NEW ZEALAND	67	79	47
BELGIUM LUX	27 697	6 556	4 075	061 SUGARS, MOLASSES, HONEY			
NETHERLANDS	160 888	52 758	33 057	IMPORTS	10 729 224	857 771	534 049
ITALY	1 181 018	188 407	117 625	FRANCE	2 683 565	336 626	209 454
UNITED KINGDOM	5 206	1 662	1 047	BELGIUM LUX	807 650	86 807	54 064
DENMARK	108 261	19 644	12 329	NETHERLANDS	2 284 250	171 284	106 595
GREECE	27 961	7 838	4 802	ITALY	244 558	26 887	16 692
PORTUGAL	3 280	442	262	UNITED KINGDOM	124 651	10 353	6 502
SPAIN	74 488	13 366	8 259	IRELAND	3 256	258	164
SWEDEN	837	137	83	DENMARK	98 548	6 941	4 398
SWITZERLAND	87 972	11 460	6 993	GREECE	9 042	3 357	2 215
AUSTRIA	8 304	3 396	2 128	SPAIN	28 332	7 845	4 987
MALTA	5 849	1 086	673	NORWAY	90	79	46
YUGOSLAVIA	49 911	12 685	7 894	SWEDEN	123	67	41
TURKEY	90 706	20 832	13 053	FINLAND	36 498	8 296	5 192
SOVIET UNION	80 624	9 778	6 019	SWITZERLAND	572	371	232
POLAND	637 189	86 488	54 542	AUSTRIA	55 838	4 890	3 020
CZECHOSLOVA	50 753	6 086	3 840	YUGOSLAVIA	3 720	1 386	871
HUNGARY	50 142	8 126	5 084	TURKEY	5 930	2 198	1 338
BULGARIA	19 994	2 554	1 684	SOVIET UNION	87 139	10 603	6 623
MOROCCO	116 625	37 345	22 771	POLAND	183 179	8 964	5 547
EGYPT	1 385	270	170	CZECHOSLOVA	69 710	10 308	6 471
IVORY COAST	2 192	616	383	HUNGARY	45 618	9 332	5 793
GHANA	249	122	72	ROMANIA	3 635	884	554
KENYA	6 496	1 283	794	BULGARIA	3 906	638	386
ZIMBABWE	1 777	707	461	MOROCCO	403	66	43
SOUTH AFRICA	79 517	16 527	10 261	SUDAN	128 829	1 534	915
SWAZILAND	8 747	2 478	1 580	ETHIOPIA	48 858	578	368
USA	66 876	20 763	12 791	MOZAMBIQUE	48 357	590	397
CANADA	394	207	130	REUNION	3 382	660	427
MEXICO	6 527	1 590	961	MAURITIUS	255 874	6 418	4 149
BERMUDA	233	51	34	MALAWI	720	85	56
BELIZE	4 853	1 655	1 023	USA	172 875	12 025	7 776
HONDURAS	769	210	125	CANADA	32 361	7 920	4 907
COSTA RICA	5 655	1 876	1 198	MEXICO	506 746	42 228	26 172
CUBA	10 698	2 698	1 719	GUATEMALA	198 339	4 110	2 488
DOMINIC REP	636	171	108	EL SALVADOR	6 137	899	570
JAMAICA	927	284	177	CUBA	166 717	5 104	3 213
COLOMBIA	25 889	4 934	3 067	COLOMBIA	1 139	244	149
VENEZUELA	23 361	6 956	4 418	BRAZIL	2 293	473	298
ECUADOR	12 194	4 671	2 886	CHILE	16 821	2 611	1 606
PERU	4 918	1 707	1 072	URUGUAY	22 332	3 509	2 157
BRAZIL	1 823 132	586 196	362 440	ARGENTINA	113 227	16 990	10 525
CHILE	1 796	467	300				
URUGUAY	12 745	3 856	2 412				

6 IMPORTS AND EXPORTS (SPECIAL TRADE) BY GROUPS OF THE SITC-REV. III AND BY COUNTRIES OF PRODUCTION AND CONSUMPTION 1990

GROUP COUNTRY	DT = 100 KG	1 000 DM	1 000 \$	GROUP COUNTRY	DT = 100 KG	1 000 DM	1 000 \$
ISRAEL	3 654	873	542	JAMAICA	9 694	570	344
PAKISTAN	1 687 174	20 702	12 603	ST VINCENT	15 045	1 057	664
INDIA	72 674	915	540	ARUBA	2 370	166	102
THAILAND	378 504	4 649	2 861	NETH ANTILL	1 505	77	50
INDONESIA	19 041	306	196	COLOMBIA	665	86	50
PHILIPPINES	300	76	47	VENEZUELA	957	167	104
CHINA	16 086	3 117	1 956	SURINAME	70 279	4 945	3 105
SOUTH KOREA	122	78	53	ECUADOR	1 089	281	172
JAPAN	16 401	7 613	4 719	PERU	23 391	2 238	1 327
AUSTRALIA	23 382	3 624	2 243	BRAZIL	5 990	889	555
NEW ZEALAND	3 868	1 213	773	CHILE	34 516	9 588	6 032
EXPORTS	15 385 120	1 106 600	690 686	URUGUAY	631	66	41
FRANCE	508 476	34 824	21 618	ARGENTINA	2 407	447	272
BELGIUM LUX	290 610	42 953	28 013	CYPRUS	128 252	8 381	5 200
NETHERLANDS	1 152 989	112 450	70 165	LEBANON	277 288	15 993	10 006
ITALY	421 204	62 294	39 751	SYRIA	168 659	12 638	8 287
UNTD KINGDOM	167 469	23 372	14 526	IRAQ	427 650	28 486	16 980
IRELAND	18 828	2 250	1 365	IRAN	236 564	15 843	9 979
DENMARK	639 795	25 597	15 944	ISRAEL	533 419	30 659	18 984
GREECE	18 805	5 040	3 119	JORDAN	86 602	6 670	3 986
PORTUGAL	40 903	1 308	837	SAUDI ARABIA	289 347	20 895	13 187
SPAIN	25 072	3 046	1 882	KUWAIT	356 936	24 806	14 890
CANARY IS	445 513	30 049	18 637	BAHRAIN	204 458	12 895	7 877
CEUTA MEL	860	65	39	QATAR	7 480	610	386
ICELAND	17 525	1 384	866	ARAB EMIRAT	2 056 146	136 435	84 449
NORWAY	79 308	5 065	3 126	OMAN	184 296	11 882	7 366
SWEDEN	11 156	1 680	1 025	NORTH YEMEN	101 930	5 174	3 432
FINLAND	1 695	461	281	SOUTH YEMEN	24 852	1 716	1 011
SWITZERLAND	1 087 065	65 450	40 759	AFGHANISTAN	32 610	2 864	1 698
AUSTRIA	314 323	16 783	10 417	PAKISTAN	37 532	2 860	1 778
GIBRALTAR	6 665	507	313	INDIA	4 387	471	289
VATICAN CITY	16 250	1 286	801	BANGLADESH	12 464	1 065	659
YUGOSLAVIA	320 637	19 134	12 633	MALDIVES	4 452	204	137
TURKEY	1 063 973	70 159	43 733	SRI LANKA	4 694	473	305
SOVIET UNION	20 550	1 414	862	NEPAL	3 874	253	153
POLAND	27 426	1 047	670	THAILAND	5 555	726	455
CZECHOSLOVA	271 234	18 329	11 155	INDONESIA	45 585	3 379	2 126
HUNGARY	36 901	2 624	1 713	MALAYSIA	2 074	275	163
ROMANIA	4 428	515	328	SINGAPORE	37 321	2 505	1 560
BULGARIA	24 894	1 279	840	PHILIPPINES	171 264	7 285	4 487
MOROCCO	263 872	14 498	8 640	SOUTH KOREA	3 535	404	247
ALGERIA	131 900	9 965	6 106	JAPAN	180 049	20 033	12 275
TUNISIA	17 893	1 206	748	TAIWAN	6 232	796	490
LIBYA	32 001	1 993	1 189	HONG KONG	31 977	2 025	1 248
EGYPT	398 786	23 641	14 984	AUSTRALIA	18 031	1 344	828
SUDAN	81 813	5 521	3 364	NEW ZEALAND	3 237	244	145
MAURITANIA	14 050	988	587	SOLOMON IS	804	57	35
MALI	92 205	4 780	3 036	AMER OCEANIA	1 215	63	42
NIGER	3 877	254	159	NEW CALEDON	23 223	1 563	980
CHAD	27 765	2 089	1 316	WEST SAMOA	5 536	406	251
CAPE VERDE	3 160	141	85	062 SUGAR CONFECTIONERY			
SENEGAL	9 293	858	549	IMPORTS	796 453	411 056	257 311
GAMBIA	76 994	4 213	2 735	FRANCE	118 027	72 681	45 241
GUIN BISSAU	5 540	304	191	BELGIUM LUX	102 897	42 029	26 226
GUINEA	42 641	2 725	1 712	NETHERLANDS	288 016	125 301	78 726
SIERRA LEONE	55 409	3 821	2 357	ITALY	39 651	28 747	18 107
LIBERIA	21 309	1 428	847	UNTD KINGDOM	36 640	24 608	15 327
IVORY COAST	28 021	1 467	888	IRELAND	8 759	4 242	2 667
GHANA	182 219	10 940	6 937	DENMARK	34 537	19 145	12 021
TOGO	29 483	2 041	1 260	GREECE	13 319	5 862	3 731
BENIN	11 022	636	401	SPAIN	21 687	16 425	10 327
NIGERIA	139 315	7 674	4 979	SWEDEN	3 375	1 829	1 139
CAMEROON	12 172	897	579	FINLAND	2 716	1 652	1 017
S TOME PRINC	3 000	209	124	SWITZERLAND	39 584	34 106	21 271
ZAIRE	15 280	1 114	691	AUSTRIA	7 494	6 485	4 013
RWANDA	30 003	1 927	1 203	YUGOSLAVIA	15 342	4 196	2 640
BURUNDI	1 900	131	79	TURKEY	10 002	3 628	2 250
ANGOLA	6 721	517	333	SOVIET UNION	191	72	43
ETHIOPIA	6 456	562	335	POLAND	12 293	3 025	1 919
DJIBOUTI	33 200	1 935	1 256	CZECHOSLOVA	6 063	1 806	1 119
SOMALIA	12 980	895	544	HUNGARY	18 188	3 858	2 429
KENYA	71 322	4 458	2 694	EGYPT	201	52	34
UGANDA	50 610	3 480	2 112	SOUTH AFRICA	368	113	72
TANZANIA	7 579	557	342	USA	1 360	1 062	658
MOZAMBIQUE	25 923	1 900	1 154	CANADA	43	59	37
MADAGASCAR	1 502	112	70	MEXICO	219	99	66
ZAMBIA	1 299	92	55	ARGENTINA	298	156	101
MALAWI	582	57	33	LEBANON	147	52	33
SOUTH AFRICA	2 731	497	309	ISRAEL	393	100	59
NAMIBIA	1 680	104	69	THAILAND	8 572	4 262	2 666
USA	11 608	1 550	961	MALAYSIA	122	119	72
CANADA	55 385	3 431	2 136	CHINA	413	115	75
MEXICO	393 407	24 416	15 883	SOUTH KOREA	482	548	352
GUATEMALA	598	111	67	JAPAN	329	497	309
HONDURAS	326	51	31	TAIWAN	1 366	1 877	1 164
EL SALVADOR	461	70	42	HONG KONG	193	301	192
CUBA	1 675	211	130	AUSTRALIA	1 882	1 371	849
HAITI	21 125	1 010	663	FIJI	722	310	196
BAHAMAS	4 945	311	204	EXPORTS	759 277	348 775	217 082
DOMINIC REP	3 321	173	104	FRANCE	37 405	21 172	13 266
AM VIRGIN IS	1 290	79	46	BELGIUM LUX	66 987	31 396	19 384
ANTIGUA	1 485	85	53	NETHERLANDS	137 266	55 600	34 542
DOMINICA	8 473	621	388				
BRIT VIRG IS	1 265	87	55				
CAYMAN IS	860	59	39				

6 IMPORTS AND EXPORTS (SPECIAL TRADE) BY GROUPS OF THE SITC-REV. III AND BY COUNTRIES OF PRODUCTION AND CONSUMPTION 1990

GROUP COUNTRY	DT = 100 KG	1 000 DM	1 000 \$	GROUP COUNTRY	DT = 100 KG	1 000 DM	1 000 \$
ITALY	56 051	28 696	17 867	USA	1 112	846	520
UNTD KINGDOM	40 195	18 850	11 705	ST PIERRE	483	141	89
IRELAND	2 523	1 144	708	MEXICO	56 661	20 038	12 425
DENMARK	16 728	8 637	5 401	GUATEMALA	180 457	59 154	36 480
GREECE	4 525	3 021	1 869	HONDURAS	131 759	42 463	25 906
PORTUGAL	1 599	1 277	801	EL SALVADOR	463 528	152 139	96 537
SPAIN	24 081	11 680	7 355	NICARAGUA	125 036	42 041	26 291
CANARY IS	1 361	884	551	COSTA RICA	188 654	62 734	38 539
ICELAND	813	498	317	PANAMA	10 631	3 195	1 950
NORWAY	12 523	7 122	4 414	CUBA	864	252	155
SWEDEN	10 810	5 672	3 522	HAITI	1 102	379	235
FINLAND	4 634	2 549	1 582	DOMINIC REP	2 363	745	478
SWITZERLAND	26 237	15 282	9 444	TRINIDAD TOB	879	225	149
AUSTRIA	66 243	37 275	23 314	COLOMBIA	2 372 962	772 165	479 075
ANDORRA	336	247	151	VENEZUELA	10 085	3 191	2 079
MALTA	172	85	53	ECUADOR	89 089	27 841	17 135
YUGOSLAVIA	1 713	1 349	872	PERU	65 928	19 591	12 065
TURKEY	62	61	40	BRAZIL	770 134	230 411	142 515
SOVIET UNION	128	80	51	CHILE	745	236	142
POLAND	18 809	12 020	7 686	BOLIVIA	9 725	2 822	1 764
CZECHOSLOVA	1 786	1 426	892	PARAGUAY	6 254	1 916	1 257
HUNGARY	2 501	1 274	793	ARGENTINA	403	99	59
ROMANIA	884	315	203	ISRAEL	270	87	51
BULGARIA	277	290	184	INDIA	46 924	10 417	6 515
LIBYA	526	225	134	SRI LANKA	1 423	203	132
NIGERIA	112	70	43	THAILAND	14 779	2 725	1 630
ANGOLA	78	84	50	LAOS	1 890	466	298
REUNION	126	60	38	VIETNAM	12 853	2 631	1 627
SOUTH AFRICA	179	102	65	INDONESIA	595 851	96 733	60 328
USA	178 681	58 881	36 545	MALAYSIA	513	171	106
CANADA	7 288	3 518	2 188	PHILIPPINES	5 424	767	457
MEXICO	655	489	306	JAPAN	2 935	4 872	3 147
GUADELOUPE	78	60	36	PAPUA NEW G	325 906	102 072	64 000
MARTINIQUE	96	71	43	NEW ZEALAND	351	103	67
PARAGUAY	238	152	103	UNID COUNTR	3 884	1 330	833
CYPRUS	658	303	184	EXPORTS	1 647 593	989 983	614 134
LEBANON	324	163	99	FRANCE	230 414	109 875	68 235
ISRAEL	6 796	3 600	2 231	BELGIUM LUX	291 769	166 753	103 740
SAUDI ARABIA	1 631	865	536	NETHERLANDS	174 082	110 473	68 492
KUWAIT	732	369	225	ITALY	14 810	12 436	7 839
QATAR	77	100	62	UNTD KINGDOM	146 099	174 136	108 440
ARAB EMIRAT	507	285	175	IRELAND	1 478	3 223	2 010
SINGAPORE	1 122	599	374	DENMARK	46 772	22 104	13 823
SOUTH KOREA	2 108	1 017	609	GREECE	9 676	10 205	6 318
JAPAN	4 277	2 524	1 567	PORTUGAL	4 858	2 149	1 311
TAIWAN	4 828	1 767	1 090	SPAIN	23 590	23 384	14 437
HONG KONG	6 049	2 768	1 712	CANARY IS	1 670	1 900	1 189
AUSTRALIA	2 939	1 489	905	CEUTA MEL	679	243	156
NEW ZEALAND	784	301	194	ICELAND	672	335	203
NEW CALEDON	163	87	52	NORWAY	16 150	10 082	6 416
FR POLYNESIA	158	105	65	SWEDEN	16 625	18 337	11 366
SHIPS SUPPL	26	50	30	FINLAND	3 874	3 806	2 443
071 COFFEE, COFFEE SUBSTITUTE				SWITZERLAND	18 828	13 099	8 149
IMPORTS	7 737 232	2 400 442	1 492 477	AUSTRIA	108 397	54 922	34 110
FRANCE	156 711	41 852	26 348	MALTA	55	117	75
BELGIUM LUX	28 309	34 035	21 116	YUGOSLAVIA	1 391	1 784	1 128
NETHERLANDS	25 082	17 587	10 994	TURKEY	6 696	5 591	3 400
ITALY	33 369	33 525	20 736	SOVIET UNION	2 049	2 600	1 645
UNTD KINGDOM	39 631	33 321	20 809	POLAND	42 174	17 345	11 096
DENMARK	992	504	330	CZECHOSLOVA	6 947	6 314	3 916
GREECE	343	279	170	HUNGARY	1 031	1 804	1 116
PORTUGAL	99	126	79	ROMANIA	1 274	1 215	771
SPAIN	46	75	46	BULGARIA	2 289	1 880	1 200
SWEDEN	28	77	50	LIBYA	40	86	55
FINLAND	1 108	179	115	EGYPT	366	353	216
SWITZERLAND	2 881	3 127	1 928	SOUTH AFRICA	197	181	114
AUSTRIA	956	508	581	USA	391 794	150 783	92 117
TURKEY	501	101	67	CANADA	31 977	15 507	9 511
HUNGARY	4 411	415	252	CYPRUS	1 190	1 041	648
EGYPT	91	58	35	ISRAEL	7 216	5 256	3 256
GUIN BISSAU	601	185	125	JORDAN	174	215	133
GUINEA	36 967	7 645	4 846	SAUDI ARABIA	1 570	1 628	1 001
SIERRA LEONE	13 339	2 416	1 524	KUWAIT	74	75	44
LIBERIA	8 133	1 532	945	ARAB EMIRAT	279	298	181
IVORY COAST	116 537	19 994	12 699	OMAN	176	146	90
TOGO	6 505	1 101	670	MALAYSIA	400	493	312
CAMEROON	177 154	43 806	27 542	SINGAPORE	612	472	293
CENT AFR REP	3 862	751	472	CHINA	90	205	122
GABON	751	93	62	SOUTH KOREA	1 168	1 256	780
CONGO	290	56	35	JAPAN	23 167	24 243	15 089
ZAIRE	150 099	34 187	21 182	TAIWAN	1 347	2 001	1 238
RWANDA	187 443	56 609	35 423	HONG KONG	3 472	2 420	1 490
BURUNDI	163 729	51 894	31 982	AUSTRALIA	6 087	5 665	3 470
ANGOLA	357	94	57	NEW ZEALAND	1 404	953	599
ETHIOPIA	206 431	82 996	51 117	SHIPS SUPPL	63	188	117
KENYA	408 583	144 661	89 899	072 COCOA			
UGANDA	76 532	19 046	11 673	IMPORTS	3 679 706	1 048 636	652 870
TANZANIA	284 869	75 016	46 698	FRANCE	55 829	21 288	13 261
MOZAMBIQUE	167	74	44	BELGIUM LUX	13 713	4 537	2 922
MADAGASCAR	18 837	3 389	2 065	NETHERLANDS	544 527	240 060	149 949
ZAMBIA	7 203	2 104	1 320	ITALY	29 465	10 803	6 730
ZIMBABWE	33 755	9 802	6 272	UNTD KINGDOM	6 112	2 901	1 833
MALAWI	36 549	11 184	6 859				
SOUTH AFRICA	756	207	130				

6 IMPORTS AND EXPORTS (SPECIAL TRADE) BY GROUPS OF THE SITC-REV. III AND BY COUNTRIES OF PRODUCTION AND CONSUMPTION 1990

GROUP COUNTRY	DT = 100 KG	1 000 DM	1 000 \$	GROUP COUNTRY	DT = 100 KG	1 000 DM	1 000 \$
SPAIN	25 339	14 090	8 715	ITALY	126 360	70 706	44 350
SWITZERLAND	532	133	82	UNITD KINGDOM	61 084	34 480	21 784
YUGOSLAVIA	180	99	63	IRELAND	703	202	125
POLAND	27 306	14 080	8 736	DENMARK	21 959	13 365	8 453
HUNGARY	4 240	2 448	1 554	GREECE	665	273	167
MAURITANIA	3 540	849	503	SPAIN	652	531	342
NIGER	500	102	61	NORWAY	63	66	44
SENEGAL	203	57	34	SWEDEN	36 519	32 687	20 351
GUINEA	10 259	2 479	1 531	FINLAND	13 357	8 314	5 145
SIERRA LEONE	17 919	4 792	3 002	SWITZERLAND	80 776	54 409	34 078
LIBERIA	7 597	1 655	980	AUSTRIA	16 845	16 355	10 387
IVORY COAST	1 229 990	304 396	189 150	YUGOSLAVIA	5 241	1 534	956
GHANA	182 326	44 885	28 272	TURKEY	1 388	575	356
TOGO	5 720	1 998	1 284	SOVIET UNION	132	90	56
NIGERIA	287 801	66 530	41 434	POLAND	9 691	1 897	1 155
CAMEROON	187 731	50 764	30 879	CZECHOSLOVA	4 955	2 793	1 752
EQUAT GUINEA	4 014	1 194	704	HUNGARY	4 555	1 983	1 286
S TOME PRINC	17 738	4 207	2 610	EGYPT	104	64	42
GABON	1 053	171	108	SOUTH AFRICA	1 572	450	286
CONGO	2 155	522	319	USA	533	464	290
ZAIRE	6 531	1 208	749	CHINA	520	271	159
UGANDA	2 634	677	436	EXPORTS	1 506 563	908 384	569 689
TANZANIA	5 873	1 405	909	FRANCE	277 449	144 527	90 243
MADAGASCAR	4 327	1 237	782	BELGIUM LUX	196 685	94 351	58 699
SOUTH AFRICA	303	80	49	NETHERLANDS	220 130	120 261	74 957
USA	5 810	715	445	ITALY	107 909	70 055	44 334
MEXICO	755	432	274	UNITD KINGDOM	109 762	67 016	42 019
COSTA RICA	1 651	576	355	IRELAND	877	576	368
CUBA	5 406	2 940	1 867	DENMARK	62 988	42 784	26 850
HAITI	13 179	2 618	1 653	GREECE	17 812	13 353	8 439
TRINIDAD TOB	349	167	108	PORTUGAL	13 974	11 661	7 419
COLOMBIA	4 986	1 565	1 038	SPAIN	54 791	33 926	21 254
VENEZUELA	3 482	1 265	784	CANARY IS	973	665	406
SURINAME	449	84	51	ICELAND	1 869	1 183	752
ECUADOR	42 167	11 147	6 987	NORWAY	12 511	9 729	6 153
BRAZIL	48 898	19 655	12 394	SWEDEN	18 939	12 323	7 750
BOLIVIA	1 168	530	329	FINLAND	14 261	10 507	6 732
INDIA	168	92	55	SWITZERLAND	50 854	33 106	20 636
THAILAND	2 290	1 153	751	AUSTRIA	107 752	78 330	48 962
INDONESIA	203 098	47 905	29 816	ANDORRA	1 378	1 069	657
MALAYSIA	506 600	118 096	73 347	MALTA	596	537	353
SINGAPORE	646	144	86	YUGOSLAVIA	62 165	42 695	27 222
PHILIPPINES	5 061	2 283	1 401	TURKEY	959	650	408
CHINA	2 487	1 511	953	SOVIET UNION	2 576	2 942	1 804
PAPUA NEW G	144 199	31 314	19 519	POLAND	36 001	22 100	14 232
SOLOMON IS	15 129	3 438	2 165	CZECHOSLOVA	4 746	4 386	2 772
FIJI	2 680	632	400	HUNGARY	3 414	2 444	1 565
VANUATU	730	141	90	ROMANIA	6 089	3 348	2 035
WEST SAMOA	1 473	310	188	BULGARIA	4 510	2 753	1 763
FR POLYNESIA	298	59	38	MOROCCO	358	280	176
EXPORTS	1 102 940	418 944	260 271	LIBYA	906	369	225
FRANCE	278 366	109 864	68 637	EGYPT	143	69	41
BELGIUM LUX	115 326	52 204	32 496	SOUTH AFRICA	450	356	219
NETHERLANDS	131 403	28 215	17 516	USA	27 966	21 027	13 181
ITALY	81 082	28 039	17 419	CANADA	20 118	12 732	8 154
UNITD KINGDOM	49 701	22 801	13 873	MEXICO	815	1 029	637
DENMARK	20 901	5 505	3 463	COLOMBIA	85	59	34
GREECE	13 984	6 440	4 049	CHILE	93	94	60
PORTUGAL	3 338	871	551	URUGUAY	73	74	47
SPAIN	35 779	10 982	6 831	ARGENTINA	216	133	88
ICELAND	2 914	1 813	1 124	CYPRUS	578	359	233
NORWAY	15 422	7 276	4 527	LEBANON	323	200	128
SWEDEN	31 113	10 889	6 826	ISRAEL	8 710	5 665	3 561
FINLAND	14 490	6 871	4 223	SAUDI ARABIA	1 829	1 429	885
SWITZERLAND	79 799	48 142	29 839	KUWAIT	726	576	345
AUSTRIA	45 212	22 353	13 980	BAHRAIN	180	142	89
YUGOSLAVIA	4 713	1 064	651	QATAR	102	57	37
TURKEY	29 150	6 093	3 738	ARAB EMIRAT	1 138	720	439
POLAND	11 542	2 678	1 703	PAKISTAN	125	120	72
CZECHOSLOVA	2 786	496	318	THAILAND	878	583	382
HUNGARY	3 967	950	602	INDONESIA	67	48	30
ROMANIA	19 590	5 567	3 471	MALAYSIA	112	59	38
EGYPT	4 861	1 181	736	SINGAPORE	3 023	2 437	1 520
ZIMBABWE	151	53	32	PHILIPPINES	175	112	70
SOUTH AFRICA	907	187	115	CHINA	614	238	146
USA	53 665	11 601	7 146	SOUTH KOREA	4 063	1 886	1 153
CANADA	3 028	770	466	JAPAN	15 790	11 851	7 521
CYPRUS	404	99	62	TAIWAN	2 055	1 597	990
IRAQ	779	173	103	HONG KONG	4 151	3 516	2 201
IRAN	1 825	1 541	916	AUSTRALIA	16 942	11 071	6 803
ISRAEL	2 096	904	573	NEW ZEALAND	622	617	392
SAUDI ARABIA	1 874	528	326	SHIPS SUPPL	395	1 028	645
ARAB EMIRAT	110	89	55	074 TEA AND MATE			
SINGAPORE	812	208	123	IMPORTS	240 337	135 235	84 025
SOUTH KOREA	2 700	1 053	645	FRANCE	325	328	197
JAPAN	35 734	20 190	12 363	BELGIUM LUX	365	292	180
AUSTRALIA	2 565	965	602	NETHERLANDS	26 100	10 093	6 312
073 CHOCOLATE,OTH.COCCA PREP				UNITD KINGDOM	20 951	9 512	5 883
IMPORTS	1 621 999	889 387	557 471	DENMARK	250	112	69
FRANCE	389 791	229 216	143 682	SWITZERLAND	58	76	48
BELGIUM LUX	226 301	138 036	87 049	AUSTRIA	107	124	79
NETHERLANDS	618 128	280 482	175 076	TURKEY	7 363	4 062	2 447

6 IMPORTS AND EXPORTS (SPECIAL TRADE) BY GROUPS OF THE SITC-REV. III AND BY COUNTRIES OF PRODUCTION AND CONSUMPTION 1990

GROUP COUNTRY	DT = 100 KG	1 000 DM	1 000 \$	GROUP COUNTRY	DT = 100 KG	1 000 DM	1 000 \$
SOVIET UNION	420	265	157	INDIA	17 295	5 038	3 081
CAMEROON	626	143	91	SRI LANKA	2 538	1 787	1 124
ZAIRE	1 252	429	257	THAILAND	5 085	1 666	1 023
KENYA	2 914	1 837	1 141	VIETNAM	493	160	98
UGANDA	189	63	38	INDONESIA	111 679	44 283	27 536
TANZANIA	1 525	548	343	MALAYSIA	20 988	7 088	4 416
MOZAMBIQUE	213	60	37	SINGAPORE	3 993	1 632	994
MAURITIUS	1 382	414	249	CHINA	28 452	6 611	4 087
ZIMBABWE	3 505	1 303	821	SOUTH KOREA	88	75	43
MALAWI	6 072	2 533	1 582	JAPAN	63	121	72
SOUTH AFRICA	840	347	213	HONG KONG	681	333	196
BRAZIL	7 621	2 352	1 446	PAPUA NEW G	511	260	161
ARGENTINA	16 532	4 190	2 600	FR POLYNESIA	33	628	378
INDIA	63 203	53 361	33 281	EXPORTS	115 801	96 548	59 717
BANGLADESH	776	449	284	FRANCE	14 039	19 928	12 309
SRI LANKA	30 719	17 958	11 191	BELGIUM LUX	7 292	5 789	3 584
NEPAL	85	144	83	NETHERLANDS	15 375	12 750	7 869
VIETNAM	4 306	1 206	749	ITALY	8 681	7 711	4 756
INDONESIA	14 668	7 846	4 866	UNITD KINGDOM	8 712	7 949	4 930
CHINA	25 888	13 382	8 278	IRELAND	787	502	312
JAPAN	212	390	241	DENMARK	9 398	6 743	4 199
TAIWAN	507	458	282	GREECE	592	732	441
HONG KONG	160	95	58	PORTUGAL	587	822	514
EXPORTS	90 840	84 514	52 712	SPAIN	6 232	3 360	2 055
FRANCE	3 791	3 434	2 128	CANARY IS	128	123	68
BELGIUM LUX	1 467	1 730	1 071	ICELAND	167	108	59
NETHERLANDS	7 087	5 335	3 321	NORWAY	2 624	1 847	1 141
ITALY	1 888	3 286	2 052	SWEDEN	3 645	2 455	1 520
UNITD KINGDOM	4 137	5 564	3 512	FINLAND	2 305	1 529	959
DENMARK	2 541	2 222	1 386	SWITZERLAND	5 463	5 581	3 435
PORTUGAL	60	52	32	AUSTRIA	7 218	4 115	2 568
SPAIN	1 056	1 035	644	YUGOSLAVIA	1 690	812	516
CANARY IS	69	94	59	TURKEY	441	216	132
NORWAY	912	987	603	POLAND	8 295	3 729	2 355
SWEDEN	1 445	1 522	937	CZECHOSLOVA	934	415	275
FINLAND	203	281	173	HUNGARY	722	482	297
SWITZERLAND	2 408	2 791	1 742	BULGARIA	459	173	103
AUSTRIA	5 185	3 546	2 230	SOUTH AFRICA	2 848	705	444
TURKEY	297	326	201	USA	1 398	2 027	1 231
SOVIET UNION	240	365	242	CANADA	614	1 022	634
POLAND	15 101	8 047	5 158	MEXICO	234	106	64
HUNGARY	7	48	32	GUATEMALA	406	135	85
CANADA	11 404	9 851	6 058	VENEZUELA	279	110	70
SURINAME	180	119	71	BRAZIL	613	331	205
ISRAEL	134	135	80	CHILE	78	77	49
MALAYSIA	22	100	61	ARGENTINA	122	99	59
JAPAN	711	1 462	883	IRAN	103	81	55
AUSTRALIA	100	107	64	ISRAEL	100	119	77
075 SPICES				SAUDI ARABIA	106	149	95
IMPORTS	483 075	200 209	124 493	KUWAIT	87	111	67
FRANCE	15 608	7 604	4 717	INDONESIA	139	68	41
BELGIUM LUX	571	239	151	SINGAPORE	346	295	183
NETHERLANDS	18 038	6 354	3 964	SOUTH KOREA	40	103	60
ITALY	1 650	1 175	741	JAPAN	1 022	1 737	1 069
UNITD KINGDOM	5 738	2 155	1 338	HONG KONG	86	68	44
DENMARK	1 954	978	614	AUSTRALIA	461	591	358
GREECE	961	519	317	NEW ZEALAND	152	140	81
SPAIN	30 722	12 858	7 982	081 ANIMAL FEED STUFF			
SWITZERLAND	332	471	293	IMPORTS	73 114 065	2 659 142	1 650 635
AUSTRIA	132	133	83	FRANCE	2 031 967	120 972	75 529
YUGOSLAVIA	16 585	5 419	3 423	BELGIUM LUX	1 365 521	66 448	41 566
TURKEY	21 099	10 091	6 406	NETHERLANDS	12 533 667	664 014	412 158
SOVIET UNION	558	59	37	ITALY	51 375	5 171	3 189
POLAND	11 953	1 973	1 210	UNITD KINGDOM	351 442	109 630	68 369
CZECHOSLOVA	1 726	256	160	IRELAND	2 851	884	554
HUNGARY	37 283	14 287	8 906	DENMARK	1 284 630	49 630	31 062
BULGARIA	27 937	3 981	2 414	GREECE	7 851	783	479
ALBANIA	3 677	1 153	740	SPAIN	57 763	6 079	3 800
MOROCCO	4 639	745	471	ICELAND	34 116	2 333	1 495
EGYPT	2 703	386	243	NORWAY	4 565	1 374	855
TOGO	154	58	37	SWEDEN	4 517	674	415
NIGERIA	162	49	32	SWITZERLAND	64 708	6 045	3 761
CAMEROON	264	73	44	AUSTRIA	215 635	7 576	4 726
TANZANIA	798	382	239	YUGOSLAVIA	259 842	7 886	4 791
MADAGASCAR	8 787	21 971	13 525	TURKEY	4 301	212	128
REUNION	30	117	68	SOVIET UNION	193	100	58
COMOROS	1 452	6 511	3 966	POLAND	935 248	21 905	13 423
MALAWI	331	185	112	CZECHOSLOVA	340 051	8 350	5 158
SOUTH AFRICA	2 530	729	438	HUNGARY	334 087	8 666	5 360
USA	1 959	1 514	936	BULGARIA	12 227	9 128	5 676
MEXICO	2 270	598	373	SUDAN	1 510	52	33
GUATEMALA	2 261	1 225	764	GUINEA	50 103	917	588
COSTA RICA	229	59	36	IVORY COAST	160 143	4 042	2 440
JAMAICA	2 805	1 168	724	NIGERIA	133 136	2 632	1 598
GRENADA	2 978	2 818	1 729	ZAIRE	7 357	171	102
BRAZIL	53 802	18 013	11 441	SOUTH AFRICA	2 825 327	76 497	47 306
CHILE	2 555	2 044	1 250	USA	13 832 468	350 465	216 407
ARGENTINA	738	344	216	CANADA	75 198	2 515	1 509
SYRIA	528	107	71	MEXICO	877	180	107
IRAN	59	860	541	PANAMA	12 831	200	131
ISRAEL	234	151	94	BAHAMAS	7 500	210	123
PAKISTAN	647	168	101	PERU	2 749 825	161 955	100 183

6 IMPORTS AND EXPORTS (SPECIAL TRADE) BY GROUPS OF THE SITC-REV. III AND BY COUNTRIES OF PRODUCTION AND CONSUMPTION 1990

GROUP COUNTRY	DT = 100 KG	1 000 DM	1 000 \$	GROUP COUNTRY	DT = 100 KG	1 000 DM	1 000 \$
BRAZIL	12 208 310	370 317	230 045	BANGLADESH	1 103	71	45
CHILE	934 912	60 458	36 705	SRI LANKA	2 447	171	110
PARAGUAY	35 125	1 143	676	THAILAND	6 596	2 268	1 397
URUGUAY	80 795	2 134	1 385	INDONESIA	40 982	5 266	3 211
ARGENTINA	9 700 860	293 428	184 368	MALAYSIA	8 422	2 336	1 453
ISRAEL	39 026	4 698	2 959	SINGAPORE	1 480	446	275
INDIA	40 902	642	378	PHILIPPINES	1 912	749	466
BANGLADESH	15 358	320	215	CHINA	13 203	2 438	1 493
MYANMAR	29 899	548	323	SOUTH KOREA	3 665	1 697	1 063
THAILAND	33 477	9 177	5 689	JAPAN	53 088	20 401	12 581
INDONESIA	3 426 155	70 583	43 538	TAIWAN	70 120	9 458	5 939
MALAYSIA	4 120 547	81 312	50 426	HONG KONG	10 247	5 531	3 472
PHILIPPINES	2 667 119	57 089	34 914	AUSTRALIA	1 485	760	464
CHINA	15 845	2 799	1 749	NEW ZEALAND	502	136	83
NORTH KOREA	4	54	34				
SOUTH KOREA	323	3 091	1 908				
JAPAN	606	2 703	1 675				
TAIWAN	320	398	252				
AUSTRALIA	6 025	265	162				
EXPORTS	41 318 787	2 005 015	1 246 226				
FRANCE	1 434 548	100 471	62 300				
BELGIUM LUX	1 948 948	136 520	84 737				
NETHERLANDS	18 304 690	474 859	296 540				
ITALY	823 637	106 079	65 918				
UNT D KINGDOM	2 498 843	139 030	87 003				
IRELAND	514 853	12 983	7 959				
DENMARK	5 701 565	244 301	151 180				
GREECE	97 142	16 524	10 211				
PORTUGAL	35 654	4 930	3 073				
SPAIN	108 192	26 578	16 524				
CANARY IS	789	325	206				
ICELAND	2 808	432	268				
NORWAY	188 314	19 483	12 130				
SWEDEN	589 578	66 799	41 624				
FINLAND	41 993	10 205	6 353				
SWITZERLAND	1 177 670	108 070	67 130				
AUSTRIA	4 212 672	210 957	130 587				
MALTA	29 161	1 277	784				
YUGOSLAVIA	51 919	7 768	4 812				
TURKEY	8 595	2 076	1 290				
SOVIET UNION	877 901	30 655	20 564				
POLAND	269 492	16 234	10 150				
CZECHOSLOVA	472 386	31 808	19 592				
HUNGARY	321 679	31 053	18 892				
ROMANIA	231 007	17 230	10 377				
BULGARIA	29 975	2 247	1 359				
MOROCCO	1 517	296	184				
ALGERIA	310	61	37				
LIBYA	659 602	24 209	14 616				
EGYPT	25 068	3 035	1 882				
GAMBIA	8 000	378	237				
IVORY COAST	235	52	33				
GHANA	5 580	476	300				
TOGO	762	68	42				
NIGERIA	3 405	509	314				
ZAIRE	463	56	35				
KENYA	262	78	48				
TANZANIA	165	108	73				
MAURITIUS	234	80	51				
ZIMBABWE	2 039	389	243				
SOUTH AFRICA	2 855	2 208	1 372				
USA	55 160	62 773	38 729				
CANADA	2 657	2 622	1 629				
MEXICO	11 299	5 112	3 178				
GUATEMALA	447	459	284				
EL SALVADOR	535	135	82				
COSTA RICA	518	193	116				
PANAMA	649	144	86				
CUBA	2 825	413	264				
DOMINIC REP	1 022	314	193				
JAMAICA	1 596	237	145				
COLOMBIA	125	476	301				
VENEZUELA	841	274	176				
ECUADOR	940	217	137				
PERU	442	390	237				
BRAZIL	25 110	1 477	885				
CHILE	6 529	2 553	1 587				
BOLIVIA	788	111	69				
PARAGUAY	493	86	55				
URUGUAY	461	116	71				
ARGENTINA	1 146	402	251				
CYPRUS	29 722	1 778	1 121				
LEBANON	4 063	331	197				
SYRIA	22 904	1 498	919				
IRAN	29 853	4 334	2 636				
ISRAEL	114 997	5 677	3 431				
JORDAN	74 336	4 976	3 148				
SAUDI ARABIA	10 284	2 299	1 376				
KUWAIT	5 117	473	283				
QATAR	496	195	116				
ARAB EMIRAT	5 218	912	563				
OMAN	2 404	267	160				
NORTH YEMEN	39	52	33				
PAKISTAN	2 277	363	241				
INDIA	3 117	579	353				
				091 MARGARINE AND SHORTENING			
				IMPORTS	278 005	41 517	25 844
				FRANCE	716	90	57
				BELGIUM LUX	204 636	27 420	17 055
				NETHERLANDS	65 274	12 187	7 606
				UNT D KINGDOM	711	245	147
				DENMARK	4 280	814	518
				SWEDEN	915	305	186
				SWITZERLAND	272	116	69
				USA	608	226	139
				EXPORTS	824 506	141 500	88 248
				FRANCE	226 115	34 226	21 340
				BELGIUM LUX	42 138	9 141	5 689
				NETHERLANDS	128 209	17 558	10 836
				ITALY	119 039	21 824	13 507
				UNT D KINGDOM	39 696	9 244	5 784
				IRELAND	1 475	232	147
				DENMARK	92 558	10 557	6 595
				GREECE	21 846	3 146	1 957
				PORTUGAL	1 058	330	208
				SPAIN	396	178	114
				CANARY IS	3 502	960	587
				ICELAND	140	56	36
				NORWAY	568	233	144
				SWEDEN	8 758	1 487	935
				FINLAND	1 473	521	325
				SWITZERLAND	4 556	2 214	1 360
				AUSTRIA	24 371	5 156	3 200
				YUGOSLAVIA	23 068	4 789	3 039
				SOVIET UNION	22 264	9 402	6 011
				POLAND	25 409	3 387	2 168
				CZECHOSLOVA	1 018	180	121
				HUNGARY	13 416	2 196	1 368
				ROMANIA	872	163	99
				MAURITANIA	1 927	408	256
				REUNION	447	82	51
				MAURITIUS	8 187	1 074	664
				TRINIDAD TOB	1 400	449	277
				CYPRUS	1 305	124	78
				SYRIA	964	151	93
				JORDAN	205	70	42
				SAUDI ARABIA	1 920	430	262
				KUWAIT	410	81	49
				BAHRAIN	298	73	45
				ARAB EMIRAT	679	153	92
				AFGHANISTAN	660	124	73
				INDONESIA	228	63	38
				SINGAPORE	322	78	48
				JAPAN	137	105	65
				TAIWAN	467	156	95
				HONG KONG	915	220	136
				098 EDIBLE PROD.PREPRNTS,NES			
				IMPORTS	3 029 479	1 443 503	896 068
				FRANCE	481 447	185 666	114 117
				BELGIUM LUX	500 196	138 679	86 581
				NETHERLANDS	843 866	279 744	173 939
				ITALY	425 790	179 776	111 861
				UNT D KINGDOM	98 143	55 510	34 495
				IRELAND	78 774	333 029	205 925
				DENMARK	191 425	80 348	49 953
				GREECE	20 687	6 172	3 815
				PORTUGAL	1 400	161	100
				SPAIN	12 203	4 193	2 701
				NORWAY	682	610	367
				SWEDEN	14 151	5 272	3 287
				FINLAND	7 635	1 704	1 055
				SWITZERLAND	99 228	77 876	48 707
				AUSTRIA	66 492	31 176	19 414
				YUGOSLAVIA	4 710	1 190	739
				TURKEY	21 043	5 452	3 385
				CZECHOSLOVA	2 065	354	224
				HUNGARY	23 129	4 163	2 668
				ROMANIA	2 982	455	286
				MOROCCO	879	2 188	1 368
				TUNISIA	362	134	88

6 IMPORTS AND EXPORTS (SPECIAL TRADE) BY GROUPS OF THE SITC-REV. III AND BY COUNTRIES OF PRODUCTION AND CONSUMPTION 1990

GROUP COUNTRY	DT = 100 KG	1 000 DM	1 000 \$	GROUP COUNTRY	DT = 100 KG	1 000 DM	1 000 \$
SIERRA LEONE	10	61	39	BOLIVIA	19	47	30
IVORY COAST	253	55	36	URUGUAY	776	364	231
USA	24 942	15 678	9 787	ARGENTINA	430	254	165
CANADA	5 047	993	614	CYPRUS	4 099	4 013	2 463
MEXICO	463	325	204	LEBANON	888	891	536
DOMINIC REP.	561	170	108	SYRIA	501	669	409
BRAZIL	10 966	1 664	1 036	IRAQ	18 253	11 215	6 781
ARGENTINA	1 113	384	231	IRAN	444	349	213
LEBANON	1 874	442	269	ISRAEL	190 102	14 983	9 090
ISRAEL	14 046	3 406	2 113	JORDAN	1 313	1 209	735
INDIA	2 036	424	267	SAUDI ARABIA	13 620	10 602	6 600
THAILAND	13 882	3 661	2 282	KUWAIT	3 155	2 706	1 617
VIETNAM	225	111	70	BAHRAIN	291	281	169
INDONESIA	345	129	80	QATAR	504	540	326
MALAYSIA	3 521	1 760	1 145	ARAB EMIRAT	5 662	5 057	3 096
SINGAPORE	8 214	3 305	2 058	OMAN	3 085	3 468	2 099
PHILIPPINES	1 019	365	225	SOUTH YEMEN	462	303	194
CHINA	17 089	4 258	2 653	PAKISTAN	769	503	305
SOUTH KOREA	4 208	1 555	963	INDIA	40	64	41
JAPAN	9 832	6 603	4 133	BANGLADESH	353	280	169
TAIWAN	4 800	1 649	1 030	SRI LANKA	96	105	63
HONG KONG	6 304	2 269	1 405	THAILAND	851	931	599
AUSTRALIA	193	120	74	VIETNAM	82	90	55
EXPORTS	3 371 501	1 401 753	869 148	INDONESIA	885	1 073	664
FRANCE	706 001	242 352	150 306	MALAYSIA	4 448	3 036	1 890
BELGIUM LUX	262 063	107 015	66 305	SINGAPORE	2 671	1 912	1 106
NETHERLANDS	554 981	149 389	92 469	PHILIPPINES	2 418	1 548	978
ITALY	202 587	102 152	63 346	CHINA	49	91	56
UNITED KINGDOM	170 733	95 716	59 242	SOUTH KOREA	5 784	5 667	3 507
IRELAND	27 565	10 053	6 243	JAPAN	26 980	13 626	8 412
DENMARK	112 026	34 041	21 167	TAIWAN	1 748	1 365	838
GREECE	33 684	25 588	15 873	HONG KONG	6 356	5 301	3 273
PORTUGAL	21 923	13 522	8 393	MACAO	294	289	191
SPAIN	76 549	35 576	21 984	AUSTRALIA	5 168	3 077	1 894
CANARY IS	8 425	2 777	1 721	NEW ZEALAND	801	670	415
ICELAND	79 862	6 293	3 941	111 NON-ALCOHOL. BEVERAGE, NES			
FAROE IS	215	77	48	IMPORTS	5 118 522	413 387	259 103
NORWAY	11 463	7 269	4 514	FRANCE	2 514 773	231 072	144 716
SWEDEN	57 979	22 047	13 641	BELGIUM LUX	97 338	9 605	6 018
FINLAND	18 663	8 621	5 302	NETHERLANDS	1 177 527	71 017	44 478
SWITZERLAND	221 323	114 699	70 953	ITALY	170 078	19 511	12 154
AUSTRIA	162 137	138 973	86 023	UNITED KINGDOM	17 644	1 379	837
MALTA	4 019	3 284	2 052	IRELAND	835	196	126
YUGOSLAVIA	38 590	19 119	12 029	DENMARK	9 013	1 100	687
TURKEY	54 900	12 301	7 653	GREECE	3 972	146	90
SOVIET UNION	36 013	18 232	11 443	PORTUGAL	3 225	166	101
POLAND	42 800	23 813	15 341	SPAIN	32 653	4 258	2 794
CZECHOSLOVAKIA	5 336	3 508	2 206	SWEDEN	1 764	305	188
HUNGARY	6 918	3 802	2 391	SWITZERLAND	250 790	13 939	8 693
ROMANIA	27 702	21 809	13 759	AUSTRIA	602 614	53 288	33 482
BULGARIA	10 067	8 318	4 998	YUGOSLAVIA	21 701	674	416
MOROCCO	197	95	59	TURKEY	32 015	1 775	1 095
ALGERIA	8 003	2 652	1 608	HUNGARY	5 641	206	128
TUNISIA	324	419	270	SOUTH AFRICA	2 775	215	145
LIBYA	671	565	348	USA	659	252	161
EGYPT	2 835	2 105	1 293	CANADA	516	72	48
SUDAN	876	575	358	ISRAEL	67 757	3 792	2 487
CAPE VERDE	94	52	31	THAILAND	213	51	33
SENEGAL	1 751	607	376	JAPAN	460	93	59
GAMBIA	181	93	57	EXPORTS	83 857 204	352 113	218 007
IVORY COAST	391	132	81	FRANCE	586 930	58 856	36 242
GHANA	221	134	83	BELGIUM LUX	1 990 487	62 541	38 706
TOGO	2 259	1 104	671	NETHERLANDS	79 981 771	47 740	29 670
NIGERIA	1 664	781	476	ITALY	83 366	14 157	8 713
CAMEROON	204	77	45	UNITED KINGDOM	137 718	22 249	13 768
GABON	237	65	38	IRELAND	5 878	869	540
CONGO	106	50	32	DENMARK	24 935	3 125	1 934
ZAIRE	342	140	94	GREECE	76 705	14 147	8 698
ANGOLA	1 318	786	502	PORTUGAL	7 851	1 547	953
ETHIOPIA	566	256	160	SPAIN	82 307	15 661	9 738
KENYA	50	73	45	CANARY IS	37 713	3 933	2 462
TANZANIA	193	136	85	ICELAND	387	56	36
SEYCHELLES	148	106	66	NORWAY	12 718	2 925	1 824
MOZAMBIQUE	261	150	96	SWEDEN	20 053	5 920	3 696
REUNION	1 020	668	417	FINLAND	13 938	2 837	1 762
MAURITIUS	357	350	231	SWITZERLAND	102 071	13 103	8 121
SOUTH AFRICA	10 667	6 474	4 024	AUSTRIA	173 048	19 396	12 002
NAMIBIA	127	92	59	MALTA	2 148	208	127
USA	53 958	35 640	22 280	YUGOSLAVIA	102 495	12 059	7 416
CANADA	18 486	11 590	7 167	TURKEY	981	148	92
MEXICO	680	1 683	1 027	SOVIET UNION	11 328	1 388	854
GUATEMALA	825	257	159	POLAND	185 962	18 296	11 425
HONDURAS	261	510	316	CZECHOSLOVAKIA	1 015	154	98
NICARAGUA	211	45	31	HUNGARY	2 955	333	207
DOMINIC REP.	408	234	148	ROMANIA	2 387	305	195
GUADALOUPE	157	188	116	BULGARIA	1 053	124	78
MARTINIQUE	411	305	185	ALBANIA	540	51	31
BARBADOS	169	375	239	EGYPT	2 663	350	223
TRINIDAD TOB	142	113	70	MAURITANIA	364	50	31
NETH. ANTILL	145	60	36	CAPE VERDE	473	56	33
COLOMBIA	531	509	314	GHANA	387	53	32
VENEZUELA	425	500	312	TOGO	676	70	46
ECUADOR	54	78	47				
BRAZIL	394	3 278	2 032				
CHILE	200	171	106				

6 IMPORTS AND EXPORTS (SPECIAL TRADE) BY GROUPS OF THE SITC-REV. III AND BY COUNTRIES OF PRODUCTION AND CONSUMPTION 1990

GROUP COUNTRY	DT = 100 KG	1 000 DM	1 000 \$	GROUP COUNTRY	DT = 100 KG	1 000 DM	1 000 \$
NIGERIA	1 098	176	105	EXPORTS	9 042 879	1 729 536	1 075 719
ANGOLA	25 750	2 673	1 748	FRANCE	529 413	86 743	53 641
SOMALIA	337	58	35	BELGIUM LUX	178 189	39 151	24 447
REUNION	480	47	30	NETHERLANDS	484 870	107 495	67 093
USA	87 897	11 561	7 174	ITALY	934 959	138 729	85 492
CANADA	12 063	1 613	1 015	UNITD KINGDOM	2 838 920	508 126	318 430
MEXICO	603	74	49	IRELAND	36 661	8 532	5 368
CUBA	4 283	467	280	DENMARK	139 584	36 341	22 588
DOMINIC REP	44	48	31	GREECE	98 550	19 320	11 791
GUADELOUPE	11 308	1 650	1 010	PORTUGAL	9 909	1 827	1 119
MARTINIQUE	3 875	553	344	SPAIN	281 568	39 090	24 063
ARUBA	434	70	42	CANARY IS	52 188	7 174	4 462
NETH ANTILL	2 979	473	295	CEUTA MEL	1 031	138	89
FRENCH GUIAN	390	54	33	ICELAND	21 896	3 533	2 191
CHILE	1 003	152	96	NORWAY	59 323	14 326	8 762
CYPRUS	2 196	202	124	SWEDEN	196 816	40 095	24 756
LEBANON	616	67	41	FINLAND	61 050	12 803	7 930
ISRAEL	750	134	82	SWITZERLAND	216 327	33 600	20 861
SAUDI ARABIA	12 695	3 212	1 982	AUSTRIA	219 767	29 799	18 493
KUWAIT	1 523	281	167	ANDORRA	3 382	1 055	653
BAHRAIN	733	71	43	GIBRALTAR	1 971	375	235
QATAR	564	88	55	MALTA	1 838	344	211
ARAB EMIRAT	3 608	611	372	YUGOSLAVIA	21 457	4 339	2 721
INDIA	722	77	48	TURKEY	2 269	1 149	714
MALAYSIA	177	122	77	SOVIET UNION	34 597	6 694	4 147
SINGAPORE	2 417	891	560	POLAND	254 119	37 345	22 983
PHILIPPINES	438	45	30	CZECHOSLOVA	5 330	1 018	656
NORTH KOREA	435	64	42	HUNGARY	34 926	4 378	2 746
SOUTH KOREA	5 095	740	450	ROMANIA	14 633	2 373	1 521
JAPAN	7 269	1 211	737	BULGARIA	6 235	1 306	831
TAIWAN	1 707	328	197	MOROCCO	3 100	391	242
HONG KONG	1 995	406	249	ALGERIA	394	59	37
AUSTRALIA	1 214	165	104	TUNISIA	644	88	56
NEW ZEALAND	3 484	562	350	EGYPT	71	62	36
112 ALCOHOLIC BEVERAGES				CAPE VERDE	353	53	32
IMPORTS	13 255 697	3 494 925	2 184 653	GAMBIA	4 451	637	397
FRANCE	3 524 555	1 476 911	924 682	GUIN BISSAU	739	114	72
BELGIUM LUX	153 197	18 643	11 681	GUINEA	6 958	1 077	670
NETHERLANDS	309 051	57 389	36 214	SIERRA LEONE	12 526	1 788	1 098
ITALY	4 943 853	889 493	553 670	GHANA	564	114	67
UNITD KINGDOM	154 147	134 125	84 184	TOGO	210	48	32
IRELAND	122 663	75 250	46 937	BENIN	4 021	689	420
DENMARK	957 634	138 281	86 438	NIGERIA	18 674	4 206	2 608
GREECE	402 471	103 266	64 317	CAMEROON	1 722	274	175
PORTUGAL	110 378	47 292	29 409	EQUAT GUINEA	2 935	456	279
SPAIN	711 405	206 221	128 854	S TOME PRINC	533	88	53
CANARY IS	12 694	911	599	GABON	2 715	427	268
NORWAY	3 563	2 996	1 853	CONGO	1 291	206	128
SWEDEN	1 651	773	485	ZAIRE	7 144	1 124	684
FINLAND	1 677	1 012	630	BURUNDI	1 620	264	164
SWITZERLAND	8 474	9 966	6 196	ANGOLA	81 957	11 968	7 369
AUSTRIA	47 744	21 615	13 574	DJIBOUTI	1 870	223	142
YUGOSLAVIA	502 807	54 706	34 286	KENYA	555	246	148
TURKEY	21 175	9 108	5 734	UGANDA	340	71	42
SOVIET UNION	66 831	35 381	22 380	TANZANIA	1 258	257	166
POLAND	9 338	4 115	2 558	MOZAMBIQUE	816	263	164
CZECHOSLOVA	251 648	20 134	12 724	ZAMBIA	1 420	217	134
HUNGARY	105 922	14 271	8 923	SOUTH AFRICA	856	497	306
ROMANIA	89 708	9 564	5 967	NAMIBIA	294	228	141
BULGARIA	115 359	10 455	6 555	USA	1 472 492	303 504	188 220
ALGERIA	1 530	541	345	CANADA	132 459	41 366	25 727
TUNISIA	56 662	6 396	3 927	MEXICO	28 528	6 981	4 399
REUNION	13 660	2 114	1 336	BERMUDA	16 155	2 489	1 537
SOUTH AFRICA	10 480	4 828	3 004	GUATEMALA	577	129	79
USA	83 482	40 812	25 611	EL SALVADOR	452	97	60
CANADA	3 582	2 399	1 518	COSTA RICA	651	315	197
MEXICO	32 658	13 113	8 177	PANAMA	1 400	512	317
BERMUDA	799	585	346	CUBA	11 100	1 374	843
CUBA	891	277	175	HAITI	11 369	1 662	1 053
BAHAMAS	10 365	7 225	4 436	BAHAMAS	50 778	6 799	4 184
GUADELOUPE	3 714	578	375	TURKS CAICOS	2 870	371	230
BRIT VIRG IS	72	67	40	DOMINIC REP	162	54	33
MARTINIQUE	50 764	34 958	21 837	AM VIRGIN IS	3 821	603	373
JAMAICA	29 820	8 219	5 100	GUADELOUPE	792	110	71
BARBADOS	3 715	767	491	ANTIGUA	482	78	51
TRINIDAD TOB	221	127	83	CAYMAN IS	1 201	196	120
NETH ANTILL	4 519	672	412	JAMAICA	1 917	686	451
GUYANA	9 422	1 438	911	ST LUCIA	620	106	64
FRENCH GUIAN	517	70	43	BARBADOS	365	160	102
BRAZIL	1 244	549	331	TRINIDAD TOB	672	299	186
CHILE	4 328	1 795	1 136	ARUBA	529	131	83
ARGENTINA	5 792	1 739	1 075	NETH ANTILL	1 831	522	322
CYPRUS	273 740	11 665	7 610	COLOMBIA	199	65	39
LEBANON	174	72	44	VENEZUELA	2 757	582	372
ISRAEL	808	365	221	SURINAME	361	97	62
THAILAND	936	225	141	FRENCH GUIAN	585	95	58
INDONESIA	303	188	116	ECUADOR	442	127	82
CHINA	3 321	1 314	823	PERU	129	47	30
SOUTH KOREA	1 592	474	296	BRAZIL	63 433	15 606	9 986
JAPAN	14 673	7 039	4 360	CHILE	2 120	453	283
TAIWAN	797	449	277	PARAGUAY	8 486	1 661	1 053
AUSTRALIA	2 589	1 648	1 024	URUGUAY	1 369	219	139
NEW ZEALAND	87	52	32	ARGENTINA	7 689	1 002	663
				CYPRUS	1 433	451	284
				SVRIA	553	120	77
				IRAQ	4 561	661	395

6 IMPORTS AND EXPORTS (SPECIAL TRADE) BY GROUPS OF THE SITC-REV. III AND BY COUNTRIES OF PRODUCTION AND CONSUMPTION 1990

GROUP COUNTRY	DT = 100 KG	1 000 DM	1 000 \$	GROUP COUNTRY	DT = 100 KG	1 000 DM	1 000 \$
IRAN	252	72	46	SWITZERLAND	29 285	27 087	16 810
ISRAEL	4 422	853	533	AUSTRIA	2 678	1 351	829
SAUDI ARABIA	5 326	526	318	ANDORRA	1 813	2 973	1 920
BAHRAIN	1 830	403	253	YUGOSLAVIA	988	916	604
ARAB EMIRAT	11 452	1 883	1 177	HUNGARY	1 661	2 722	1 727
OMAN	1 707	471	289	EGYPT	767	442	264
SOUTH YEMEN	6 436	918	574	MALI	452	72	42
PAKISTAN	487	113	65	USA	31 813	4 956	3 115
INDIA	2 042	655	403	CANADA	969	71	47
BANGLADESH	932	148	95				
MALDIVES	1 335	172	110	122 TOBACCO, MANUFACTURED			
SRI LANKA	1 436	245	149	IMPORTS	375 691	468 349	291 621
THAILAND	1 186	368	226	FRANCE	48 896	46 622	29 123
VIETNAM	1 131	161	104	BELGIUM LUX	37 492	85 639	52 933
CAMBODIA	3 826	571	368	NETHERLANDS	117 074	161 445	100 924
INDONESIA	39	81	51	ITALY	24	65	39
MALAYSIA	1 442	407	253	UNTD KINGDOM	5 165	11 154	7 046
SINGAPORE	21 070	3 606	2 273	IRELAND	14 021	29 497	18 380
PHILIPPINES	517	165	97	DENMARK	26 606	87 668	54 425
SOUTH KOREA	3 845	1 727	1 069	PORTUGAL	12	84	49
JAPAN	171 035	91 883	56 906	CANARY IS	14	75	44
TAIWAN	17 697	2 807	1 698	SWEDEN	1 935	2 232	1 348
HONG KONG	12 859	3 306	2 036	SWITZERLAND	386	625	387
AUSTRALIA	17 905	5 834	3 643	AUSTRIA	3 061	1 145	719
NEW ZEALAND	8 256	2 998	1 855	USA	119 456	36 421	22 660
AMER OCEANIA	358	213	132	CANADA	913	203	137
NEW CALEDON	335	58	37	HONDURAS	99	800	500
SHIPS SUPPL	3 181	4 964	3 084	CUBA	96	3 244	2 006
UNID COUNTR	437	107	65	DOMINIC REP	69	520	336
				JAMAICA	8	71	46
				BRAZIL	188	505	318
				PHILIPPINES	30	103	64
121 TOBACCO, UNMANUFACTURED				EXPORTS	751 312	1 564 459	972 159
IMPORTS	1 474 684	1 047 201	653 283	FRANCE	202 878	513 454	317 946
FRANCE	45 673	29 518	18 743	BELGIUM LUX	50 573	73 802	45 944
BELGIUM LUX	10 096	2 057	1 274	NETHERLANDS	53 176	81 907	51 046
NETHERLANDS	15 127	10 364	6 326	ITALY	135 269	420 409	260 535
ITALY	108 496	52 359	32 347	UNTD KINGDOM	124 520	139 416	86 533
UNTD KINGDOM	432	180	117	IRELAND	666	1 286	796
DENMARK	148	224	150	DENMARK	3 251	9 018	5 589
GREECE	90 869	54 500	34 008	GREECE	29 390	50 254	31 184
SPAIN	463	115	71	PORTUGAL	127	471	290
FINLAND	984	977	603	SPAIN	2 880	8 330	5 311
SWITZERLAND	3 400	2 314	1 426	CANARY IS	2 232	3 386	2 113
MALTA	155	1 797	1 126	ICELAND	5	61	36
YUGOSLAVIA	10 598	6 567	3 992	NORWAY	81	192	116
TURKEY	66 923	44 395	27 776	SWEDEN	1 260	2 589	1 556
POLAND	3 746	1 235	815	FINLAND	713	582	358
HUNGARY	4 509	3 227	2 023	SWITZERLAND	16 081	29 257	18 014
BULGARIA	25 186	14 318	8 931	AUSTRIA	4 490	10 037	6 248
CAMEROON	73	147	90	ANDORRA	1 686	4 558	2 745
CENT AFR REP	17	55	33	VATICAN CITY	15	66	41
KENYA	1 160	433	270	MALTA	133	228	143
TANZANIA	13 682	5 178	3 240	YUGOSLAVIA	8 502	23 798	14 665
ZAMBIA	6 561	4 402	2 711	TURKEY	2 394	7 527	4 648
ZIMBABWE	115 819	57 040	35 999	SOVIET UNION	18 987	20 633	13 751
MALAWI	107 049	58 515	36 795	POLAND	11 483	18 149	11 574
SOUTH AFRICA	903	325	204	CZECHOSLOVA	1 593	3 631	2 229
USA	338 815	383 891	238 883	HUNGARY	1 971	4 945	3 064
CANADA	13 105	8 146	5 085	ROMANIA	1 004	2 149	1 397
MEXICO	19 722	15 837	9 870	BULGARIA	873	1 439	891
GUATEMALA	7 475	5 416	3 404	MOROCCO	28	122	77
HONDURAS	158	120	73	TUNISIA	253	595	367
NICARAGUA	148	178	114	EGYPT	89	139	84
CUBA	7 815	2 963	1 833	MAURITANIA	167	194	127
DOMINIC REP	3 076	1 168	743	MALI	78	147	88
COLOMBIA	3 429	3 801	2 340	BURKINA FASO	265	63	40
ECUADOR	83	56	36	SENEGAL	348	385	243
PERU	734	287	180	GAMBIA	68	85	52
PARAGUAY	674	286	190	GUINEA	1 448	1 620	1 024
ARGENTINA	47 677	22 989	14 323	LIBERIA	60	93	54
SYRIA	56	46	31	IVORY COAST	39	77	45
INDIA	5 780	3 178	1 983	TOGO	59	133	80
SRI LANKA	2 146	1 253	791	BENIN	349	438	270
THAILAND	44 892	19 565	12 239	CAMEROON	14 789	28 651	17 783
INDONESIA	16 185	15 598	9 673	DJIBOUTI	330	631	396
PHILIPPINES	35 591	14 542	9 101	REUNION	195	377	235
CHINA	9 896	4 031	2 571	SOUTH AFRICA	70	287	180
SOUTH KOREA	82 854	63 647	39 535	USA	756	2 009	1 237
JAPAN	2 343	695	420	CANADA	147	332	208
TAIWAN	189	49	30	CUBA	62	135	84
EXPORTS	156 001	86 694	53 991	GUADELOUPE	418	998	622
FRANCE	33 201	1 640	1 012	MARTINIQUE	233	577	353
BELGIUM LUX	6 219	2 785	1 724	FRENCH GUIAN	121	318	200
NETHERLANDS	26 507	14 759	9 185	CHILE	246	326	211
ITALY	574	728	453	ARGENTINA	449	564	349
UNTD KINGDOM	2 968	1 092	696	CYPRUS	11 570	12 710	8 173
IRELAND	139	132	86	LEBANON	139	155	96
DENMARK	862	329	220	IRAQ	4 765	817	495
GREECE	12 241	22 251	13 772	IRAN	14 454	22 401	14 695
SPAIN	306	279	167	ISRAEL	201	302	183
CANARY IS	718	78	49	SAUDI ARABIA	5 536	8 928	5 440
SWEDEN	759	1 301	811	KUWAIT	50	166	97
FINLAND	673	662	414				

6 IMPORTS AND EXPORTS (SPECIAL TRADE) BY GROUPS OF THE SITC-REV. III AND BY COUNTRIES OF PRODUCTION AND CONSUMPTION 1990

GROUP COUNTRY	DT = 100 KG	1 000 DM	1 000 \$	GROUP COUNTRY	DT = 100 KG	1 000 DM	1 000 \$
BAHRAIN	267	532	330	212 FURSKINS, RAW			
QATAR	67	142	86	IMPORTS	8 407	127 856	78 114
ARAB EMIRAT	4 146	7 827	4 913	FRANCE	224	2 008	1 206
OMAN	187	365	228	BELGIUM LUX	61	206	124
SINGAPORE	676	1 196	750	NETHERLANDS	538	6 240	3 931
SOUTH KOREA	1 862	5 840	3 539	ITALY	13	206	126
JAPAN	3 741	6 661	4 115	UNITED KINGDOM	100	1 519	923
TAIWAN	1 001	3 714	2 302	IRELAND	10	70	41
HONG KONG	2 351	4 817	2 996	DENMARK	2 169	52 315	32 099
AUSTRALIA	227	409	254	SPAIN	63	961	587
FR POLYNESIA	1 225	1 831	1 112	NORWAY	77	658	402
SHIPS SUPPL	973	14 125	8 766	SWEDEN	184	3 135	1 905
				FINLAND	1 651	21 151	12 780
211 HIDES, SKINS (EX. FURS), RAW				SWITZERLAND	25	165	100
IMPORTS	868 539	248 914	153 046	AUSTRIA	80	174	104
FRANCE	39 302	12 550	7 682	MALTA	4	66	40
BELGIUM LUX	34 208	15 398	9 344	TURKEY	182	643	398
NETHERLANDS	161 345	39 997	24 768	SOVIET UNION	568	12 897	7 926
ITALY	102 771	7 768	4 798	POLAND	60	594	353
UNITED KINGDOM	17 763	8 257	5 062	CZECHOSLOVAKIA	72	1 055	622
IRELAND	4 357	1 424	843	HUNGARY	29	274	162
DENMARK	28 736	10 748	6 618	SOUTH AFRICA	311	3 786	2 359
PORTUGAL	1 051	90	56	NAMIBIA	37	475	319
SPAIN	12 244	1 213	744	USA	585	7 399	4 424
NORWAY	8 206	3 784	2 282	CANADA	809	7 997	4 830
SWEDEN	21 413	5 637	3 467	AFGHANISTAN	135	982	590
FINLAND	7 230	2 023	1 257	MONGOLIA	4	149	88
SWITZERLAND	81 507	39 013	24 032	CHINA	86	1 129	682
AUSTRIA	148 590	42 542	26 147	HONG KONG	45	413	249
YUGOSLAVIA	6 144	1 739	1 044	AUSTRALIA	175	701	440
SOVIET UNION	67 764	15 512	9 583	NEW ZEALAND	54	342	213
POLAND	24 324	2 866	1 790	EXPORTS	1 486	15 523	9 510
CZECHOSLOVAKIA	1 136	74	47	FRANCE	78	1 843	1 126
HUNGARY	5 290	832	529	BELGIUM LUX	758	5 012	3 032
ROMANIA	743	173	116	NETHERLANDS	162	1 971	1 268
BULGARIA	2 207	230	155	ITALY	70	1 025	612
EGYPT	115	47	30	IRELAND	44	707	421
SUDAN	112	1 131	705	DENMARK	110	2 194	1 325
ETHIOPIA	405	693	426	SPAIN	5	105	68
SOUTH AFRICA	16 538	9 604	5 910	SWITZERLAND	65	1 222	771
BOTSWANA	1 830	604	359	YUGOSLAVIA	8	150	92
USA	21 054	4 264	2 620	SOVIET UNION		85	52
CANADA	2 391	926	573	HUNGARY	24	247	159
BRAZIL	852	160	104	USA	22	265	156
PARAGUAY	211	258	152	CANADA	4	169	100
ARGENTINA	371	192	116	ARGENTINA	121	315	198
CYPRUS	358	739	456	JAPAN	1	58	34
LEBANON	164	240	151				
AFGHANISTAN	62	89	56	222 OILSEED (SFT. FIX VEG. OIL)			
THAILAND	86	71	43	IMPORTS	40 767 001	2 365 721	1 470 654
INDONESIA	17	88	54	FRANCE	7 168 877	696 786	432 547
SINGAPORE	114	133	83	BELGIUM LUX	84 505	6 583	4 255
CHINA	1 182	1 868	1 147	NETHERLANDS	279 179	23 984	14 759
SOUTH KOREA	83	152	103	ITALY	6 800	396	243
AUSTRALIA	44 692	14 561	8 842	UNITED KINGDOM	775 560	64 326	40 542
NEW ZEALAND	803	873	541	DENMARK	1 883 945	170 360	108 316
SOLOMON IS	202	61	36	GREECE	334	84	49
EXPORTS	1 398 690	468 842	290 036	SPAIN	593	85	50
FRANCE	64 631	22 376	13 738	SWEDEN	106 902	4 297	2 640
BELGIUM LUX	18 148	5 647	3 503	AUSTRIA	15 626	1 714	1 091
NETHERLANDS	328 528	96 175	60 000	YUGOSLAVIA	11 894	1 748	1 074
ITALY	495 139	187 607	116 340	TURKEY	1 576	352	219
UNITED KINGDOM	10 193	2 700	1 618	SOVIET UNION	3 439	107	65
DENMARK	12 109	3 858	2 340	POLAND	1 276 177	48 401	28 870
GREECE	11 696	4 170	2 593	CZECHOSLOVAKIA	52 182	2 060	1 250
PORTUGAL	12 148	3 074	1 903	HUNGARY	229 399	19 435	12 091
SPAIN	73 984	16 473	10 127	ROMANIA	7 484	744	468
SWEDEN	2 511	610	370	BULGARIA	112 011	6 153	4 007
FINLAND	24 088	7 470	4 694	EGYPT	6 668	623	393
SWITZERLAND	9 085	3 429	2 129	SUDAN	14 070	2 255	1 446
AUSTRIA	154 477	55 537	33 858	SENEGAL	522	88	58
YUGOSLAVIA	38 206	5 031	3 072	NIGERIA	1 437	213	140
TURKEY	20 363	3 929	2 431	KENYA	7 114	895	546
POLAND	13 107	4 507	2 870	MALAWI	487	64	38
CZECHOSLOVAKIA	20 744	9 480	5 692	SOUTH AFRICA	111 442	13 716	8 414
HUNGARY	43 262	16 322	10 160	USA	14 736 047	669 033	411 263
BULGARIA	7 480	3 772	2 238	CANADA	169 988	9 150	5 624
MOROCCO	861	249	165	MEXICO	10 777	2 772	1 684
USA	1 243	394	260	GUATEMALA	39 476	10 340	6 333
BRAZIL	540	100	61	HONDURAS	562	114	67
ISRAEL	219	217	136	EL SALVADOR	18 090	4 351	2 638
PAKISTAN	895	260	155	NICARAGUA	17 191	4 643	2 848
INDIA	95	77	46	COSTA RICA	163	49	31
THAILAND	4 598	1 928	1 206	COLOMBIA	4 137	1 136	702
PHILIPPINES	2 592	615	388	BRAZIL	3 539 908	142 903	88 793
CHINA	765	200	122	BOLIVIA	49 863	2 058	1 222
SOUTH KOREA	4 977	1 762	1 103	PARAGUAY	2 299 523	93 763	57 124
JAPAN	380	172	107	URUGUAY	1 459	261	165
TAIWAN	2 319	599	395	ARGENTINA	7 421 496	317 390	201 510
HONG KONG	18 719	9 949	6 126	ISRAEL	12 407	2 736	1 737
				PAKISTAN	608	80	48

6 IMPORTS AND EXPORTS (SPECIAL TRADE) BY GROUPS OF THE SITC-REV. III AND BY COUNTRIES OF PRODUCTION AND CONSUMPTION 1990

GROUP COUNTRY	DT = 100 KG	1 000 DM	1 000 \$	GROUP COUNTRY	DT = 100 KG	1 000 DM	1 000 \$
INDIA	11 384	1 994	1 193	EGYPT	540	86	51
VIETNAM	6 092	875	587	SOUTH AFRICA	228	51	33
CHINA	253 142	35 137	22 622	ISRAEL	1 080	122	79
HONG KONG	859	129	81	AUSTRALIA	176	77	45
AUSTRALIA	12 410	878	529				
NEW ZEALAND	1 284	182	113	231 NATURAL RUBBER, ETC.			
EXPORTS	3 871 892	317 151	198 973	IMPORTS	2 309 198	352 608	218 246
FRANCE	82 685	10 235	6 411	FRANCE	6 100	1 742	1 076
BELGIUM LUX	2 664 497	211 227	133 019	BELGIUM LUX	2 480	482	308
NETHERLANDS	636 158	38 981	24 622	NETHERLANDS	2 527	596	371
ITALY	9 912	1 466	901	ITALY	2 023	633	390
UNTD KINGDOM	339 150	30 630	18 626	UNTD KINGDOM	4 702	1 987	1 244
IRELAND	806	150	91	IRELAND	194	87	57
DENMARK	26 193	5 830	3 681	SPAIN	610	257	162
GREECE	613	99	61	SWEDEN	1 103	188	119
PORTUGAL	364	92	56	SOVIET UNION	756	123	75
SPAIN	1 534	459	291	POLAND	6 374	1 042	645
NORWAY	6 139	709	450	LIBERIA	29 776	4 286	2 609
SWEDEN	11 789	2 526	1 571	IVORY COAST	133 724	21 605	13 500
FINLAND	4 151	389	239	GHANA	3 883	527	324
SWITZERLAND	7 256	1 821	1 125	NIGERIA	55 802	7 776	4 799
AUSTRIA	46 612	6 923	4 294	CAMEROON	45 590	6 777	4 208
YUGOSLAVIA	1 404	284	173	ZAIRE	20 984	3 321	2 052
TURKEY	520	50	30	USA	684	172	101
POLAND	22 475	3 949	2 517	CANADA	1 088	152	93
CZECHOSLOVA	1 236	140	86	SYRIA	380	60	40
HUNGARY	1 549	209	127	SRI LANKA	87 731	14 566	9 020
BULGARIA	2 373	300	182	THAILAND	370 436	55 422	34 462
COLOMBIA	180	50	30	CAMBODIA	600	84	50
BRAZIL	933	75	47	INDONESIA	342 580	51 254	31 725
SAUDI ARABIA	45	102	65	MALAYSIA	1 147 037	173 163	106 960
SOUTH KOREA	291	87	53	SINGAPORE	19 062	2 988	1 802
JAPAN	515	80	49	PHILIPPINES	3 333	507	317
				JAPAN	572	164	98
223 OILSEED(OTH.FIX.VEG.OIL)				PAPUA NEW G	17 630	2 402	1 484
IMPORTS	2 352 213	149 978	92 923	EXPORTS	82 122	17 059	10 574
FRANCE	8 748	1 001	621	FRANCE	19 166	3 232	1 999
BELGIUM LUX	118 962	9 818	6 097	BELGIUM LUX	3 778	680	436
NETHERLANDS	41 429	5 057	3 153	NETHERLANDS	5 510	1 170	721
ITALY	705	181	118	ITALY	2 334	477	287
UNTD KINGDOM	4 887	358	222	UNTD KINGDOM	3 510	602	369
DENMARK	2 206	432	262	IRELAND	417	77	48
SPAIN	1 073	299	190	DENMARK	3 531	748	464
SWITZERLAND	736	143	86	GREECE	3 671	601	373
AUSTRIA	2 965	2 055	1 271	PORTUGAL	517	186	116
YUGOSLAVIA	2 060	210	126	SPAIN	1 172	261	157
TURKEY	20 553	3 064	1 929	NORWAY	187	66	42
SOVIET UNION	92 829	5 551	3 527	SWEDEN	1 408	298	188
POLAND	8 256	650	410	FINLAND	2 147	381	239
CZECHOSLOVA	11 295	1 998	1 280	SWITZERLAND	3 149	770	471
HUNGARY	38 670	6 428	3 964	AUSTRIA	19 557	3 983	2 452
ROMANIA	853	122	77	YUGOSLAVIA	1 675	520	330
BULGARIA	18 785	1 058	711	TURKEY	4 043	653	405
S TOME PRINC	1 392	56	33	POLAND	565	348	217
ETHIOPIA	539	78	50	HUNGARY	461	88	53
TANZANIA	8 461	724	429	ROMANIA	506	227	146
MADAGASCAR	168	123	75	TUNISIA	249	63	39
USA	5 991	851	523	EGYPT	322	74	44
CANADA	889 427	44 048	27 558	USA	138	100	63
ECUADOR	14 985	1 186	704	IRAN	1 413	555	357
PARAGUAY	25 833	1 980	1 228	SAUDI ARABIA	200	112	74
ARGENTINA	1 677	189	113	INDONESIA	273	86	54
PAKISTAN	389	70	42	MALAYSIA	988	234	144
INDIA	5 358	587	355	PHILIPPINES	534	186	113
NEPAL	517	76	51				
MALAYSIA	16 054	1 775	1 076	232 SYNTHETIC RUBBER, ETC.			
PHILIPPINES	202 372	10 612	6 311	IMPORTS	3 663 629	961 140	595 580
CHINA	288 202	24 249	14 972	FRANCE	816 833	206 208	127 442
TAIWAN	4	70	47	BELGIUM LUX	305 253	81 999	50 952
HONG KONG	209	92	55	NETHERLANDS	551 853	145 382	90 181
AUSTRALIA	6 356	1 048	654	ITALY	256 665	81 448	50 621
PAPUA NEW G	194 105	9 043	5 526	UNTD KINGDOM	348 834	111 933	69 434
KIRIBATI	30 421	1 450	896	IRELAND	327	138	83
VANUATU	253 218	11 400	7 076	DENMARK	4 069	169	103
WEST SAMOA	30 298	1 647	985	SPAIN	63 178	18 120	11 383
EXPORTS	101 358	13 964	8 713	NORWAY	1 215	367	222
FRANCE	15 055	1 884	1 183	SWEDEN	10 596	1 433	902
BELGIUM LUX	4 526	784	490	FINLAND	5 537	296	194
NETHERLANDS	27 778	3 478	2 184	SWITZERLAND	28 956	5 080	3 150
ITALY	9 230	1 260	780	AUSTRIA	34 171	1 481	920
UNTD KINGDOM	10 815	1 358	842	YUGOSLAVIA	21 328	2 725	1 621
DENMARK	3 093	410	259	TURKEY	1 139	165	103
GREECE	414	56	36	SOVIET UNION	185 401	20 092	12 527
SPAIN	7 052	784	499	POLAND	147 821	13 808	8 629
NORWAY	736	127	83	CZECHOSLOVA	146 755	9 809	6 016
SWEDEN	3 098	327	204	HUNGARY	39 464	5 118	3 242
FINLAND	367	89	54	ROMANIA	12 529	1 522	920
SWITZERLAND	4 930	1 100	670	BULGARIA	8 780	662	401
AUSTRIA	7 988	1 346	828	USA	439 331	195 264	120 858
YUGOSLAVIA	1 758	250	160	CANADA	1 806	635	396
HUNGARY	987	118	68	MEXICO	24 427	4 596	2 838

6 IMPORTS AND EXPORTS (SPECIAL TRADE) BY GROUPS OF THE SITC-REV. III AND BY COUNTRIES OF PRODUCTION AND CONSUMPTION 1990

GROUP COUNTRY	DT = 100 KG	1 000 DM	1 000 \$	GROUP COUNTRY	DT = 100 KG	1 000 DM	1 000 \$
BRAZIL	2 177	512	310	NEW ZEALAND	947	309	186
ARGENTINA	25 328	3 355	2 065	244 CORK, NATURAL, RAW; WASTE			
IRAN	2 004	203	126	IMPORTS	43 319	11 944	7 410
INDIA	1 601	159	102	FRANCE	1 603	350	220
SRI LANKA	1 081	174	109	NETHERLANDS	2 023	1 518	914
THAILAND	992	149	88	ITALY	287	94	57
MALAYSIA	2 757	412	249	UNTD KINGDOM	341	93	59
CHINA	17 893	2 822	1 757	PORTUGAL	35 681	8 467	5 281
JAPAN	102 832	33 853	20 883	SPAIN	3 014	786	482
TAIWAN	27 270	6 230	3 800	SWEDEN	16	76	51
HONG KONG	250	48	31	SOUTH KOREA	188	487	297
EXPORTS	4 066 809	889 913	551 329	EXPORTS	874	555	354
FRANCE	647 860	128 699	79 804	ITALY	164	84	55
BELGIUM LUX	547 954	89 786	55 801	AUSTRIA	201	90	57
NETHERLANDS	357 335	55 426	34 291	CZECHOSLOVA	97	131	87
ITALY	505 560	114 285	70 638	245 FUEL WOOD, WOOD CHARCOAL			
UNTD KINGDOM	227 549	53 998	33 463	IMPORTS	933 789	42 657	26 128
IRELAND	4 294	1 118	694	FRANCE	138 602	4 463	2 735
DENMARK	39 110	9 804	6 070	BELGIUM LUX	89 780	862	531
GREECE	11 053	3 556	2 188	NETHERLANDS	69 915	2 733	1 669
PORTUGAL	35 679	9 836	6 123	UNTD KINGDOM	1 017	92	56
SPAIN	199 336	48 411	30 098	DENMARK	3 737	57	37
NORWAY	7 314	2 555	1 591	PORTUGAL	750	55	33
SWEDEN	46 462	14 339	8 873	SPAIN	65 337	4 617	2 783
FINLAND	56 450	10 144	6 268	NORWAY	28 375	491	310
SWITZERLAND	156 568	32 241	20 007	SWITZERLAND	1 492	75	47
AUSTRIA	347 912	60 889	37 907	AUSTRIA	1 369	77	45
MALTA	624	434	270	YUGOSLAVIA	51 678	2 882	1 804
YUGOSLAVIA	49 448	17 783	10 979	POLAND	90 834	4 238	2 631
TURKEY	31 478	8 931	5 518	CZECHOSLOVA	50 499	2 832	1 754
SOVIET UNION	48 916	16 820	10 175	HUNGARY	5 208	399	244
POLAND	18 744	4 839	3 029	SOUTH AFRICA	86 545	6 186	3 755
CZECHOSLOVA	81 097	21 620	13 324	NAMIBIA	1 337	91	55
HUNGARY	24 583	6 889	4 287	USA	1 202	89	54
ROMANIA	12 009	4 605	2 782	MEXICO	72 113	4 447	2 682
BULGARIA	5 668	1 534	927	COLOMBIA	400	52	33
MOROCCO	6 401	1 955	1 182	BRAZIL	24 508	1 159	776
ALGERIA	1 173	567	341	ARGENTINA	75 901	4 834	2 920
TUNISIA	9 190	2 688	1 705	SRI LANKA	2 918	132	88
LIBYA	10 150	1 867	1 128	THAILAND	768	89	56
EGYPT	4 729	1 447	882	INDONESIA	21 050	1 244	748
IVORY COAST	673	275	168	MALAYSIA	46 340	323	198
NIGERIA	1 906	729	456	EXPORTS	69 506	5 824	3 563
ANGOLA	360	86	56	FRANCE	6 106	259	160
ETHIOPIA	537	219	134	BELGIUM LUX	6 661	886	539
KENYA	1 548	370	227	NETHERLANDS	7 202	982	605
TANZANIA	915	195	114	ITALY	1 566	259	163
MOZAMBIQUE	352	63	40	UNTD KINGDOM	346	99	61
ZAMBIA	167	54	31	DENMARK	7 487	616	370
ZIMBABWE	2 062	710	434	NORWAY	1 231	218	130
SOUTH AFRICA	35 119	11 733	7 166	SWEDEN	260	52	31
USA	122 590	32 795	20 249	SWITZERLAND	30 342	1 023	621
CANADA	4 290	1 921	1 197	AUSTRIA	5 437	414	255
MEXICO	11 925	4 155	2 565	TURKEY	202	97	59
BERMUDA	28 679	5 751	3 615	MEXICO	90	50	31
GUATEMALA	1 307	385	238	BRAZIL	440	225	141
HONDURAS	270	89	54	PAKISTAN	108	63	38
EL SALVADOR	320	136	86	JAPAN	442	208	129
COSTA RICA	398	181	112	246 WOOD IN CHIPS, PARTICLES			
CUBA	994	489	313	IMPORTS	7 463 625	43 192	26 742
DOMINIC REP	477	122	77	FRANCE	2 507 948	10 413	6 445
COLOMBIA	11 545	3 473	2 156	BELGIUM LUX	1 268 760	7 104	4 370
VENEZUELA	8 695	2 317	1 445	NETHERLANDS	1 801 615	12 661	7 840
ECUADOR	8 896	1 614	1 024	ITALY	86 102	1 437	881
PERU	3 521	731	455	UNTD KINGDOM	2 110	138	86
BRAZIL	22 308	10 582	6 543	IRELAND	13 123	110	72
CHILE	10 138	2 550	1 589	DENMARK	181 209	1 357	835
PARAGUAY	515	101	65	SWEDEN	121 803	781	487
URUGUAY	9 055	2 826	1 768	FINLAND	1 276	89	57
ARGENTINA	23 155	6 051	3 782	SWITZERLAND	90 741	740	463
CYPRUS	1 287	260	165	AUSTRIA	331 715	2 557	1 596
SYRIA	805	211	135	SOVIET UNION	112 763	753	482
IRAN	12 400	5 258	3 286	POLAND	293 503	1 274	783
ISRAEL	14 453	3 302	2 043	CZECHOSLOVA	628 947	2 617	1 622
JORDAN	1 353	285	182	HUNGARY	11 406	280	176
SAUDI ARABIA	5 455	712	441	ZAIRE	1 105	204	128
KUWAIT	484	267	160	SOUTH AFRICA	3 355	372	230
ARAB EMIRAT	955	217	135	SINGAPORE	747	96	60
AFGHANISTAN	1 537	65	40	EXPORTS	10 679 964	124 912	77 914
PAKISTAN	21 835	4 270	2 684	FRANCE	2 269 400	27 446	17 211
INDIA	31 279	7 762	4 846	BELGIUM LUX	857 674	11 344	7 072
BANGLADESH	290	103	61	NETHERLANDS	1 784 729	21 865	13 608
SRI LANKA	438	216	134				
THAILAND	8 741	2 838	1 743				
INDONESIA	22 173	5 574	3 459				
MALAYSIA	8 250	2 436	1 509				
SINGAPORE	6 605	1 401	880				
PHILIPPINES	10 460	3 124	1 948				
MONGOLIA	130	58	34				
CHINA	4 588	1 649	1 022				
SOUTH KOREA	17 286	5 450	3 412				
JAPAN	47 252	15 769	9 702				
TAIWAN	16 921	3 684	2 296				
HONG KONG	17 512	5 441	3 408				
AUSTRALIA	3 141	1 182	724				

6 IMPORTS AND EXPORTS (SPECIAL TRADE) BY GROUPS OF THE SITC-REV. III AND BY COUNTRIES OF PRODUCTION AND CONSUMPTION 1990

GROUP COUNTRY	DT = 100 KG	1 000 DM	1 000 \$	GROUP COUNTRY	DT = 100 KG	1 000 DM	1 000 \$
ITALY	202 188	4 137	2 589	OMAN	1 870	331	217
UNTD KINGDOM	44 122	1 070	663	INDIA	7 794	221	140
IRELAND	22 767	371	241	SINGAPORE	3 274	283	177
DENMARK	372 560	4 671	2 905	JAPAN	95 222	2 192	1 308
GREECE	4 902	85	53	TAIWAN	2 025	183	112
SPAIN	10 925	221	136				
ICELAND	3 656	60	39	248 WOOD, SIMPLY WORKED			
NORWAY	121 396	1 400	866	IMPORTS	31 899 539	2 812 800	1 743 131
SWEDEN	498 283	5 271	3 304	FRANCE	1 471 303	119 090	73 774
FINLAND	171 398	1 725	1 057	BELGIUM LUX	440 274	36 187	22 434
SWITZERLAND	1 603 020	17 570	10 904	NETHERLANDS	245 807	41 399	25 685
AUSTRIA	2 534 942	24 738	15 414	ITALY	61 470	32 963	20 435
YUGOSLAVIA	5 352	76	42	UNTD KINGDOM	5 384	1 266	793
POLAND	9 158	114	73	IRELAND	404	97	63
HUNGARY	31 533	440	284	DENMARK	300 942	30 892	19 195
ROMANIA	11 946	171	114	GREECE	4 442	195	117
USA	60 408	997	625	PORTUGAL	504 584	21 066	12 836
CANADA	6 942	178	112	SPAIN	13 485	2 133	1 313
ISRAEL	2 648	60	37	NORWAY	1 113 433	99 723	61 789
JAPAN	16 249	289	179	SWEDEN	6 412 817	622 891	386 332
HONG KONG	3 623	61	39	FINLAND	3 238 381	319 292	197 875
AUSTRALIA	3 096	56	36	SWITZERLAND	77 320	10 283	6 387
				AUSTRIA	3 643 426	279 628	172 944
247 WOOD ROUGH,ROUGH SQUARED				YUGOSLAVIA	100 703	15 377	9 486
IMPORTS	14 057 442	562 484	344 114	TURKEY	4 940	1 236	765
FRANCE	2 804 492	97 799	59 525	SOVIET UNION	3 222 475	242 143	152 063
BELGIUM LUX	5 149 460	122 337	75 352	POLAND	2 723 957	121 358	75 291
NETHERLANDS	551 244	8 160	5 028	CZECHOSLOVA	2 263 633	92 315	57 179
ITALY	1 154	111	67	HUNGARY	109 604	7 996	4 960
UNTD KINGDOM	37 736	3 664	2 279	ROMANIA	114 765	7 837	4 776
DENMARK	87 082	3 255	1 984	BULGARIA	3 683	153	98
PORTUGAL	600	50	30	LIBERIA	20 407	1 938	1 173
NORWAY	58 004	2 075	1 248	IVORY COAST	73 668	12 467	7 640
SWEDEN	18 514	826	509	GHANA	332 744	36 071	22 562
FINLAND	57 240	4 556	2 864	BENIN	1 761	237	150
SWITZERLAND	117 090	3 156	1 911	NIGERIA	67 310	1 733	1 075
AUSTRIA	102 250	4 505	2 783	CAMEROON	46 699	4 511	2 811
YUGOSLAVIA	3 088	286	177	CENT AFR REP	1 494	201	126
SOVIET UNION	35 957	542	332	EQUAT GUINEA	1 974	193	119
POLAND	319 225	6 922	4 297	CONGO	12 409	1 474	900
CZECHOSLOVA	1 041 624	13 101	8 226	ZAIRE	21 665	3 119	1 958
GUINEA	2 121	130	79	TANZANIA	2 469	534	329
LIBERIA	591 012	31 754	19 077	MOZAMBIQUE	666	76	45
IVORY COAST	63 419	4 612	2 804	MADAGASCAR	681	189	121
GHANA	806 431	40 174	25 076	SOUTH AFRICA	2 976	765	481
NIGERIA	4 612	401	237	USA	1 020 918	146 877	90 854
CAMEROON	440 556	29 981	18 337	CANADA	1 099 720	134 103	82 909
CENT AFR REP	26 312	2 117	1 259	MEXICO	1 397	425	260
EQUAT GUINEA	115 721	4 291	2 676	GUATEMALA	1 018	264	165
GABON	147 860	10 110	6 240	HONDURAS	7 487	828	509
CONGO	271 867	21 747	13 175	COLOMBIA	339	58	35
ZAIRE	96 023	7 710	4 799	ECUADOR	6 888	2 170	1 350
TANZANIA	7 245	356	227	BRAZIL	237 346	15 819	9 896
MOZAMBIQUE	7 223	754	472	CHILE	463 457	23 377	14 346
USA	944 115	105 354	63 885	BOLIVIA	560	104	62
CANADA	45 143	4 522	2 723	PARAGUAY	1 450	110	68
MEXICO	795	166	103	ARGENTINA	46 715	1 652	1 033
SURINAME	1 607	82	53	ISRAEL	258	126	77
BRAZIL	593	57	33	INDIA	873	611	372
CHILE	1 272	78	48	SRI LANKA	2 468	1 609	993
MYANMAR	37 004	7 246	4 448	MYANMAR	4 296	1 179	733
INDONESIA	2 512	409	244	THAILAND	844	217	134
MALAYSIA	23 094	1 158	726	VIETNAM	14 378	778	504
JAPAN	39 201	17 552	10 563	INDONESIA	226 306	37 718	23 163
PAPUA NEW G	660	126	76	MALAYSIA	1 749 909	226 772	139 592
				SINGAPORE	329 209	45 328	27 712
EXPORTS	32 262 609	548 847	343 177	PHILIPPINES	1 449	235	141
FRANCE	1 009 162	17 164	10 832	CHINA	5 725	944	598
BELGIUM LUX	796 720	12 407	7 777	SOUTH KOREA	1 556	687	426
NETHERLANDS	760 206	12 126	7 511	JAPAN	1 763	723	442
ITALY	4 025 226	87 261	54 333	AUSTRALIA	5 340	616	403
UNTD KINGDOM	6 987	311	194				
IRELAND	1 861	69	44	EXPORTS	8 663 086	786 819	486 410
DENMARK	771 717	11 851	7 367	FRANCE	1 137 379	104 729	64 812
GREECE	4 550	276	175	BELGIUM LUX	613 406	57 339	35 453
SPAIN	15 037	1 087	661	NETHERLANDS	1 718 840	121 371	75 030
CANARY IS	1 763	154	93	ITALY	924 106	61 155	37 906
NORWAY	13 053	142	88	UNTD KINGDOM	536 599	50 912	31 463
SWEDEN	5 572 573	58 783	36 283	IRELAND	15 534	1 568	979
FINLAND	1 551 244	15 541	9 632	DENMARK	276 148	28 249	17 340
SWITZERLAND	795 058	16 630	10 289	GREECE	18 426	3 053	1 869
AUSTRIA	13 374 513	230 776	144 015	PORTUGAL	2 484	328	206
YUGOSLAVIA	242 040	3 644	2 254	SPAIN	1 000 892	55 858	34 780
TURKEY	1 044 762	23 599	15 195	CANARY IS	914	240	155
SOVIET UNION	16 077	590	378	ICELAND	6 884	1 183	729
POLAND	1 900	97	59	NORWAY	35 526	4 868	3 018
CZECHOSLOVA	115 886	8 619	5 373	SWEDEN	127 565	14 578	9 000
HUNGARY	1 199 106	24 153	15 453	FINLAND	77 919	10 551	6 508
ROMANIA	866 589	19 103	12 435	SWITZERLAND	998 706	126 321	78 078
TUNISIA	15 265	366	218	AUSTRIA	917 919	111 157	68 459
SENEGAL	756	95	57	ANDORRA	959	137	83
USA	1 795	169	99	MALTA	741	99	61
ARGENTINA	4 317	399	264	YUGOSLAVIA	54 663	6 045	3 782
ISRAEL	1 342	95	57	TURKEY	6 743	1 509	922

6 IMPORTS AND EXPORTS (SPECIAL TRADE) BY GROUPS OF THE SITC-REV. III AND BY COUNTRIES OF PRODUCTION AND CONSUMPTION 1990

GROUP COUNTRY	DT = 100 KG	1 000 DM	1 000 \$	GROUP COUNTRY	DT = 100 KG	1 000 DM	1 000 \$
SOVIET UNION	2 644	1 017	635	ECUADOR	420	85	51
POLAND	16 706	1 646	1 024	PERU	840	172	108
CZECHOSLOVA	8 780	1 377	870	CHILE	961	223	140
HUNGARY	77 282	5 700	3 525	ARGENTINA	2 524	586	360
ROMANIA	23 787	2 193	1 322	SYRIA	7 553	416	253
MOROCCO	4 523	404	264	IRAQ	2 326	606	360
LIBYA	4 657	561	345	IRAN	6 608	1 141	698
GUIN BISSAU	602	59	37	ISRAEL	2 690	521	325
GUINEA	1 060	93	57	PAKISTAN	8 466	1 335	820
NIGERIA	1 364	99	60	INDIA	582	150	93
UGANDA	1 100	116	77	THAILAND	13 602	1 427	889
SOUTH AFRICA	2 422	405	246	INDONESIA	18 608	1 777	1 104
NAMIBIA	513	50	32	MALAYSIA	834	84	51
USA	7 692	2 482	1 530	PHILIPPINES	55 433	620	385
CANADA	1 390	384	236	SOUTH KOREA	95 039	1 159	715
IRAQ	1 089	245	147	JAPAN	4 528	942	584
ISRAEL	7 704	643	393	TAIWAN	186 747	7 720	4 788
JORDAN	571	67	39	HONG KONG	1 151	255	152
SAUDI ARABIA	81	49	30	AUSTRALIA	4 120	923	569
PHILIPPINES	3 549	332	208	NEW ZEALAND	459	85	54
SOUTH KOREA	1 246	143	87				
JAPAN	14 238	6 497	3 993	261 SILK			
TAIWAN	357	110	70				
AUSTRALIA	876	189	118	IMPORTS	17 454	92 211	55 913
251 PULP AND WASTE PAPER				FRANCE	113	141	84
IMPORTS	44 009 333	4 630 780	2 860 010	BELGIUM LUX	36	51	30
FRANCE	1 595 101	95 800	59 120	ITALY	345	339	204
BELGIUM LUX	1 199 657	67 957	41 958	UNTD KINGDOM	81	178	114
NETHERLANDS	3 289 619	101 079	62 596	SPAIN	17	139	91
UNTD KINGDOM	913 226	36 392	22 571	SWITZERLAND	43	1 203	731
DENMARK	1 062 057	40 414	25 049	SOVIET UNION	1 374	2 212	1 355
PORTUGAL	1 834 113	206 830	128 151	BRAZIL	96	840	519
NORWAY	1 615 245	178 726	110 194	INDIA	226	459	282
SWEDEN	8 704 389	1 069 556	660 223	CHINA	13 323	81 683	49 467
FINLAND	4 410 869	505 388	312 723	SOUTH KOREA	242	204	122
SWITZERLAND	278 361	14 437	8 917	JAPAN	1 505	4 536	2 769
AUSTRIA	150 728	13 593	8 483	HONG KONG	26	193	124
SOVIET UNION	587 951	49 069	30 384	EXPORTS	10 283	68 537	41 440
POLAND	31 673	2 678	1 688	FRANCE	1 382	1 735	1 047
CZECHOSLOVA	284 578	33 117	20 400	BELGIUM LUX	264	666	431
HUNGARY	1 994	115	73	ITALY	6 724	60 797	36 703
BULGARIA	825	82	50	UNTD KINGDOM	183	507	317
MOROCCO	25 669	2 957	1 812	SPAIN	35	57	34
TUNISIA	13 696	2 664	1 637	SWITZERLAND	690	1 616	997
TANZANIA	4 097	1 157	708	AUSTRIA	124	156	93
USA	5 678 333	701 023	433 591	TURKEY	47	340	206
CANADA	8 594 796	1 055 773	651 003	JAPAN	773	2 548	1 541
MEXICO	546	49	33				
ECUADOR	450	105	70	263 COTTON			
BRAZIL	1 135 493	132 962	82 030	IMPORTS	3 313 999	729 933	450 596
CHILE	728 157	84 696	52 415	FRANCE	70 799	10 373	6 468
BOLIVIA	657	70	45	BELGIUM LUX	24 794	2 389	1 474
ARGENTINA	22 839	2 697	1 625	NETHERLANDS	25 246	3 448	2 132
INDONESIA	7 201	831	526	ITALY	47 607	4 013	2 480
SINGAPORE	556	72	46	UNTD KINGDOM	12 842	4 375	2 708
PHILIPPINES	24 586	9 640	5 890	DENMARK	3 523	665	414
CHINA	4 904	844	523	GREECE	178 897	34 244	21 308
JAPAN	1 537	1 294	815	SPAIN	14 256	3 829	2 346
NEW ZEALAND	30 250	2 096	1 282	SWITZERLAND	41 722	6 857	4 252
EXPORTS	15 687 841	462 460	285 851	AUSTRIA	29 590	3 178	1 981
FRANCE	2 126 450	62 653	38 751	YUGOSLAVIA	1 638	56	35
BELGIUM LUX	234 622	20 537	12 656	TURKEY	215 712	28 774	17 778
NETHERLANDS	4 372 301	88 848	54 849	SOVIET UNION	301 504	72 646	44 434
ITALY	1 931 129	68 993	42 617	POLAND	8 901	711	439
UNTD KINGDOM	150 424	13 562	8 399	CZECHOSLOVA	14 306	691	432
IRELAND	7 873	1 284	763	HUNGARY	23 301	1 510	926
DENMARK	259 167	8 686	5 388	BULGARIA	1 836	319	193
GREECE	1 471	280	172	MOROCCO	841	175	106
PORTUGAL	1 217	67	42	EGYPT	9 563	2 230	1 422
SPAIN	101 877	6 440	3 965	SUDAN	151 253	30 164	19 252
NORWAY	5 999	867	531	MALI	71 617	21 782	13 592
SWEDEN	787 374	15 625	9 646	CHAD	128 939	38 984	24 200
FINLAND	111 523	12 667	7 755	SENEGAL	14 092	4 810	2 891
SWITZERLAND	856 746	27 759	17 159	GUIN BISSAU	499	169	102
AUSTRIA	3 697 773	80 748	50 010	GUINEA	2 062	610	380
MALTA	9 113	115	73	IVORY COAST	62 248	18 714	11 556
YUGOSLAVIA	290 925	12 323	7 776	TOGO	22 372	6 709	4 132
TURKEY	6 812	1 053	663	BENIN	1 134	355	220
SOVIET UNION	250	81	54	NIGERIA	3 149	909	552
POLAND	134 158	2 441	1 489	CAMEROON	38 058	11 578	6 982
CZECHOSLOVA	12 687	1 843	1 104	CENT AFR REP	7 485	2 224	1 358
HUNGARY	79 490	974	621	ETHIOPIA	551	92	58
ALGERIA	1 719	351	212	UGANDA	1 305	430	274
EGYPT	800	184	109	TANZANIA	9 645	2 981	1 809
NIGERIA	1 250	210	126	MOZAMBIQUE	1 729	124	79
UGANDA	526	85	50	ZIMBABWE	139 502	36 783	22 714
SOUTH AFRICA	2 324	503	310	MALAWI	650	178	119
USA	58 030	10 900	6 718	SOUTH AFRICA	26 569	1 828	1 132
CANADA	538	111	68	USA	499 412	131 830	80 145
MEXICO	5 006	900	568	CANADA	381	51	32
COLOMBIA	1 501	352	215	MEXICO	23 482	8 022	4 797
VENEZUELA	2 091	506	319	GUATEMALA	61 615	13 378	8 135

6 IMPORTS AND EXPORTS (SPECIAL TRADE) BY GROUPS OF THE SITC-REV. III AND BY COUNTRIES OF PRODUCTION AND CONSUMPTION 1990

GROUP COUNTRY	DT = 100 KG	1 000 DM	1 000 \$	GROUP COUNTRY	DT = 100 KG	1 000 DM	1 000 \$
EL SALVADOR	1 015	169	109	BELGIUM LUX	31 571	1 801	1 109
NICARAGUA	43 834	6 945	4 303	NETHERLANDS	3 940	287	175
COLOMBIA	56 428	7 083	4 357	ITALY	396	184	116
VENEZUELA	57 586	5 970	3 662	UNITD KINGDOM	1 105	384	232
PERU	25 919	10 164	6 337	DENMARK	195	124	74
BRAZIL	14 906	3 671	2 266	SWEDEN	849	215	132
PARAGUAY	97 509	25 026	15 771	FINLAND	1 066	110	70
ARGENTINA	299 147	72 093	44 942	SWITZERLAND	323	127	75
SYRIA	100 922	12 640	8 025	AUSTRIA	3 581	707	445
IRAN	74 405	3 843	2 307	YUGOSLAVIA	1 576	91	58
ISRAEL	69 879	28 544	17 648	PHILIPPINES	478	113	68
PAKISTAN	99 635	23 333	14 131				
INDIA	1 169	251	155	266 SYNTHETIC FIBRES			
THAILAND	12 883	1 124	694	IMPORTS	1 562 261	559 564	347 499
MALAYSIA	784	177	113	FRANCE	88 154	36 432	22 630
CHINA	1 308	251	162	BELGIUM LUX	86 942	25 930	16 078
SOUTH KOREA	2 156	499	308	NETHERLANDS	225 210	90 234	56 014
JAPAN	13 211	2 599	1 632	ITALY	284 473	94 165	58 375
HONG KONG	4 252	789	481	UNITD KINGDOM	87 312	36 816	22 834
AUSTRALIA	40 877	11 357	7 223	IRELAND	116 143	35 659	21 958
EXPORTS	802 566	189 020	117 435	DENMARK	62 476	14 868	9 315
FRANCE	173 867	40 129	24 901	GREECE	161	61	36
BELGIUM LUX	73 112	17 162	10 704	PORTUGAL	2 856	827	522
NETHERLANDS	68 965	14 177	8 754	SPAIN	19 560	6 417	3 996
ITALY	140 058	35 190	21 656	SWEDEN	1 282	391	235
UNITD KINGDOM	81 765	13 913	8 594	FINLAND	371	177	109
IRELAND	14 106	4 330	2 775	SWITZERLAND	171 519	62 804	38 838
DENMARK	3 351	667	414	AUSTRIA	96 199	34 494	21 432
GREECE	2 589	828	516	YUGOSLAVIA	37 160	8 690	5 422
PORTUGAL	3 072	650	394	TURKEY	19 318	6 054	3 728
SPAIN	19 161	4 060	2 508	SOVIET UNION	8 014	1 409	871
NORWAY	1 201	311	195	POLAND	43 077	9 275	5 900
SWEDEN	25 272	5 805	3 612	CZECHOSLOVA	34 625	5 038	3 198
FINLAND	5 960	1 196	749	HUNGARY	8 447	1 525	936
SWITZERLAND	47 964	8 067	5 007	ROMANIA	20 727	5 783	3 633
AUSTRIA	39 720	11 483	7 125	USA	23 610	34 362	21 413
YUGOSLAVIA	10 832	2 706	1 688	MEXICO	2 308	491	289
TURKEY	3 896	1 202	759	BRAZIL	1 799	347	217
SOVIET UNION	4 841	1 178	696	INDIA	22 384	5 223	3 241
POLAND	44 382	12 066	7 724	CHINA	344	102	60
CZECHOSLOVA	12 900	4 784	3 025	SOUTH KOREA	34 502	7 335	4 593
HUNGARY	2 671	647	400	JAPAN	40 851	29 746	18 555
ROMANIA	4 455	3 330	2 022	TAIWAN	22 002	4 795	3 003
GHANA	1 265	411	270	EXPORTS	3 402 146	1 215 589	754 543
VENEZUELA	1 847	491	299	FRANCE	392 180	155 465	96 517
CHILE	534	133	81	BELGIUM LUX	312 962	133 511	83 021
ISRAEL	7 727	1 777	1 105	NETHERLANDS	109 598	38 530	23 965
PAKISTAN	384	124	84	ITALY	755 250	261 388	161 935
NEPAL	120	62	39	UNITD KINGDOM	273 753	94 811	58 924
THAILAND	830	222	142	IRELAND	59 994	20 411	12 643
SOUTH KOREA	1 852	774	480	DENMARK	22 796	7 938	4 956
JAPAN	3 485	1 044	658	GREECE	40 373	13 506	8 286
				PORTUGAL	47 561	15 429	9 641
264 JUTE, OTH. TEXTL. BAST FIBR				SPAIN	212 789	73 252	45 396
IMPORTS	55 211	3 201	1 976	NORWAY	14 164	4 913	3 053
FRANCE	911	162	103	SWEDEN	33 534	9 948	6 119
BELGIUM LUX	30 395	1 627	1 021	FINLAND	55 966	15 391	9 756
NETHERLANDS	2 209	95	59	SWITZERLAND	27 892	13 872	8 571
YUGOSLAVIA	193	50	31	AUSTRIA	89 449	41 906	25 831
BANGLADESH	18 565	995	598	YUGOSLAVIA	67 382	22 562	14 023
CHINA	2 000	194	115	TURKEY	145 270	34 343	21 290
EXPORTS	3 494	462	284	SOVIET UNION	104 932	52 996	32 921
BELGIUM LUX	917	64	41	POLAND	4 665	1 696	1 063
NETHERLANDS	1 056	82	50	CZECHOSLOVA	13 681	5 229	3 269
AUSTRIA	220	84	51	HUNGARY	39 708	13 977	8 286
YUGOSLAVIA	996	112	68	ROMANIA	401	124	75
				BULGARIA	222	59	37
265 VEGETABLE TEXTILE FIBRES				MOROCCO	60 896	18 655	11 666
IMPORTS	192 662	23 382	14 415	ALGERIA	14 099	4 071	2 509
FRANCE	4 552	1 827	1 128	TUNISIA	5 234	1 108	704
BELGIUM LUX	29 878	6 412	3 949	EGYPT	34 165	10 292	6 426
NETHERLANDS	8 047	808	503	GHANA	499	202	118
ITALY	2 103	1 158	720	NIGERIA	1 357	487	298
SWEDEN	54	51	31	BURUNDI	1 995	613	409
SWITZERLAND	494	1 075	665	ANGOLA	1 518	792	466
AUSTRIA	846	209	126	KENYA	16 283	5 253	3 263
YUGOSLAVIA	343	96	59	TANZANIA	2 047	469	290
MOROCCO	1 136	73	45	MADAGASCAR	703	306	186
KENYA	1 801	201	118	ZAMBIA	1 060	360	224
MADAGASCAR	2 647	219	141	ZIMBABWE	1 070	173	103
ECUADOR	225	57	34	SOUTH AFRICA	27 002	8 978	5 467
SRI LANKA	130 883	9 379	5 768	USA	75 808	33 401	20 654
THAILAND	1 529	82	55	CANADA	2 619	974	608
PHILIPPINES	6 369	1 296	804	MEXICO	8 035	2 743	1 721
CHINA	562	290	180	GUATEMALA	872	179	110
EXPORTS	46 357	4 480	2 755	COLOMBIA	3 824	1 257	764
FRANCE	1 045	218	129	VENEZUELA	1 392	449	278
				ECUADOR	10 302	2 568	1 590
				PERU	1 055	355	223
				BRAZIL	1 297	265	174
				CHILE	12 113	4 460	2 797
				BOLIVIA	8 082	2 182	1 348
				URUGUAY	1 416	490	312

6 IMPORTS AND EXPORTS (SPECIAL TRADE) BY GROUPS OF THE SITC-REV. III AND BY COUNTRIES OF PRODUCTION AND CONSUMPTION 1990

GROUP COUNTRY	DT = 100 KG	1 000 DM	1 000 \$	GROUP COUNTRY	DT = 100 KG	1 000 DM	1 000 \$
ARGENTINA	4 257	1 439	916	ARGENTINA	1 627	711	452
CYPRUS	573	180	112	SYRIA	4 462	3 732	2 377
LEBANON	456	111	70	IRAN	4 819	4 162	2 582
IRAQ	538	349	207	ISRAEL	21 502	14 104	8 604
IRAN	108 288	35 827	22 510	SOUTH YEMEN	385	277	176
ISRAEL	18 485	4 299	2 647	PAKISTAN	129	68	40
JORDAN	1 777	474	281	BANGLADESH	193	124	75
NORTH YEMEN	996	305	182	SRI LANKA	216	79	47
PAKISTAN	20 387	5 756	3 562	SINGAPORE	270	58	35
INDIA	10 069	2 096	1 292	CHINA	14 421	12 397	7 610
INDONESIA	505	177	108	JAPAN	1 294	728	439
MALAYSIA	1 095	209	130	HONG KONG	35 840	25 335	15 740
PHILIPPINES	769	185	121	AUSTRALIA	258	87	52
CHINA	52 231	10 635	6 624	NEW ZEALAND	2 202	936	578
SOUTH KOREA	3 750	1 475	936				
JAPAN	5 976	4 464	2 763				
TAIWAN	27 247	6 089	3 724				
HONG KONG	10 225	1 928	1 287				
AUSTRALIA	15 956	7 299	4 505				
NEW ZEALAND	993	452	278				
267 OTHER MAN-MADE FIBRES				268 WOOL, OTHER ANIMAL HAIR			
IMPORTS	999 219	305 174	188 800	IMPORTS	1 033 889	1 181 670	725 901
FRANCE	19 343	2 818	1 741	FRANCE	122 406	175 033	107 976
BELGIUM LUX	67 939	11 968	7 445	BELGIUM LUX	68 668	84 118	51 940
NETHERLANDS	62 476	9 441	5 841	NETHERLANDS	25 943	13 897	8 626
ITALY	4 816	787	480	ITALY	11 053	14 531	8 879
UNTD KINGDOM	102 078	50 476	31 288	UNTD KINGDOM	36 001	42 441	26 124
DENMARK	2 707	185	113	IRELAND	94	58	35
GREECE	183	60	38	DENMARK	294	381	239
SPAIN	953	109	66	GREECE	3 107	1 026	623
SWEDEN	29 391	9 517	5 901	PORTUGAL	263	206	126
FINLAND	167 469	65 751	40 633	SPAIN	3 839	1 968	1 205
SWITZERLAND	21 958	2 304	1 427	ICELAND	477	234	144
AUSTRIA	220 504	91 642	56 612	NORWAY	172	120	72
YUGOSLAVIA	15 043	4 672	2 856	SWEDEN	126	55	35
SOVIET UNION	60 961	5 584	3 483	SWITZERLAND	5 202	11 232	6 938
POLAND	29 151	4 557	2 823	AUSTRIA	1 810	570	352
CZECHOSLOVA	4 536	598	366	TURKEY	1 367	657	409
HUNGARY	51 527	7 078	4 329	SOVIET UNION	8 408	5 516	3 395
ROMANIA	22 564	5 408	3 323	POLAND	207	265	160
BULGARIA	2 558	414	251	HUNGARY	2 374	1 547	953
SOUTH AFRICA	5 884	356	217	SOUTH AFRICA	119 208	152 444	93 277
USA	52 617	23 323	14 498	NAMIBIA	73	49	33
CANADA	1 645	499	298	USA	9 514	8 057	5 164
MEXICO	256	63	40	CANADA	5	71	45
IRAQ	2 231	576	340	COLOMBIA	129	63	40
PAKISTAN	356	58	36	PERU	4 683	4 471	2 733
INDIA	38 032	2 384	1 479	BRAZIL	20 393	15 677	9 549
JAPAN	10 460	4 376	2 774	CHILE	12 613	14 786	8 953
EXPORTS	1 098 628	447 771	277 883	BOLIVIA	6	49	31
FRANCE	89 937	35 898	22 187	PARAGUAY	1 225	1 096	695
BELGIUM LUX	141 772	39 952	24 723	URUGUAY	67 529	49 477	30 264
NETHERLANDS	88 107	21 333	13 441	ARGENTINA	56 407	38 577	23 494
ITALY	210 204	62 919	38 947	FALKLAND IS	2 561	2 560	1 534
UNTD KINGDOM	89 497	43 220	26 921	IRAN	417	2 187	1 355
IRELAND	41 965	4 033	2 492	AFGHANISTAN	52	522	344
DENMARK	2 175	509	322	PAKISTAN	3 308	593	367
GREECE	26 486	16 631	10 394	INDIA	2 020	2 630	1 552
PORTUGAL	8 525	4 308	2 663	MONGOLIA	2 290	2 577	1 544
SPAIN	48 076	19 643	12 273	CHINA	6 918	19 970	12 264
CANARY IS	4 473	2 842	1 747	SOUTH KOREA	1	97	64
SWEDEN	3 877	734	449	JAPAN	219	349	211
FINLAND	7 831	2 474	1 536	HONG KONG	188	1 520	978
SWITZERLAND	49 427	21 318	13 230	AUSTRALIA	332 621	430 211	263 991
AUSTRIA	24 500	14 877	9 231	NEW ZEALAND	98 888	79 446	48 967
YUGOSLAVIA	5 740	2 601	1 627	EXPORTS	329 022	365 103	225 988
TURKEY	63 649	44 323	27 274	FRANCE	24 246	22 259	13 828
POLAND	1 755	648	406	BELGIUM LUX	47 644	15 991	10 071
CZECHOSLOVA	7 619	4 446	2 767	NETHERLANDS	3 248	3 229	1 971
HUNGARY	8 531	5 291	3 296	ITALY	114 445	135 106	83 136
BULGARIA	1 264	537	354	UNTD KINGDOM	13 816	19 377	11 800
MOROCCO	7 973	3 765	2 380	IRELAND	1 444	1 351	852
TUNISIA	1 126	740	471	DENMARK	2 667	1 489	927
EGYPT	98	66	39	GREECE	8 284	11 320	7 013
NIGERIA	465	223	135	PORTUGAL	1 695	1 555	983
CAMEROON	507	393	232	SPAIN	2 030	2 356	1 457
ZAIRE	1 397	1 265	772	NORWAY	1 482	1 123	698
RWANDA	402	337	221	SWEDEN	785	737	458
BURUNDI	395	348	221	FINLAND	392	312	195
ANGOLA	296	203	136	SWITZERLAND	29 935	51 021	31 851
KENYA	773	522	316	AUSTRIA	12 923	14 795	9 195
TANZANIA	535	350	230	YUGOSLAVIA	13 145	17 900	11 129
MOZAMBIQUE	894	586	372	TURKEY	13 249	18 177	11 122
ZIMBABWE	183	131	88	POLAND	4 667	5 284	3 414
SOUTH AFRICA	14 879	8 676	5 354	CZECHOSLOVA	2 738	1 753	1 089
USA	53 017	17 613	11 090	HUNGARY	467	553	337
CANADA	445	73	43	MOROCCO	1 628	2 031	1 243
MEXICO	181	50	33	TUNISIA	30	59	37
GUATEMALA	545	358	213	EGYPT	1 069	1 207	762
DOMINIC REP	200	107	70	MAURITIUS	38	57	36
COLOMBIA	117	87	53	USA	2 490	1 649	1 023
ECUADOR	730	403	241	CANADA	49	100	60
				MEXICO	328	235	139
				VENEZUELA	201	247	151
				PERU	162	192	129
				LEBANON	70	96	64
				IRAN	2 643	3 630	2 174
				ISRAEL	663	1 105	652

6 IMPORTS AND EXPORTS (SPECIAL TRADE) BY GROUPS OF THE SITC-REV. III AND BY COUNTRIES OF PRODUCTION AND CONSUMPTION 1990

GROUP COUNTRY	DT = 100 KG	1 000 DM	1 000 \$	GROUP COUNTRY	DT = 100 KG	1 000 DM	1 000 \$
INDIA	435	358	216	HONG KONG	3 895	448	276
CHINA	10 792	12 988	8 326	AUSTRALIA	353	302	187
SOUTH KOREA	6 250	10 359	6 357				
JAPAN	2 261	4 219	2 539	272 FERTILIZERS, CRUDE			
TAIWAN	465	684	429				
269 WORN CLOTHING, TEXTL. ARTL				IMPORTS	9 557 922	93 673	57 834
IMPORTS	298 880	29 990	18 636	FRANCE	18 201	750	457
FRANCE	15 405	3 136	1 945	BELGIUM LUX	168 319	3 655	2 266
BELGIUM LUX	38 420	2 477	1 549	NETHERLANDS	404 859	6 860	4 234
NETHERLANDS	105 871	8 548	5 279	ITALY	14 092	385	236
ITALY	23 298	2 507	1 547	UNITD KINGDOM	1 198	133	81
UNITD KINGDOM	7 494	774	473	DENMARK	9 251	409	247
DENMARK	6 218	867	555	AUSTRIA	2 322	110	64
GREECE	5 306	728	454	POLAND	9 767	368	222
PORTUGAL	927	200	122	MOROCCO	945 714	8 387	5 237
SPAIN	516	65	38	ALGERIA	171 029	1 162	723
SWEDEN	717	61	36	SOUTH AFRICA	1 367 506	14 735	8 964
SWITZERLAND	8 449	1 145	709	USA	3 528 211	29 806	18 464
AUSTRIA	15 869	1 256	782	PERU	7 768	726	436
YUGOSLAVIA	3 257	259	162	CHILE	17 061	882	529
SOVIET UNION	837	64	41	ISRAEL	2 026 738	18 639	11 447
POLAND	14 386	1 043	650	JORDAN	31 851	275	185
CZECHOSLOVA	7 410	355	222	EXPORTS	947 893	23 701	14 587
HUNGARY	8 112	347	215	FRANCE	79 214	3 173	1 941
TUNISIA	1 579	314	203	BELGIUM LUX	267 348	3 631	2 218
EGYPT	191	60	39	NETHERLANDS	147 525	3 282	2 026
USA	9 963	3 478	2 189	ITALY	34 530	1 994	1 232
COLOMBIA	900	115	75	UNITD KINGDOM	166 686	1 520	956
PAKISTAN	921	366	226	DENMARK	2 630	141	84
INDIA	285	125	80	SPAIN	6 743	431	269
THAILAND	6 057	366	228	NORWAY	2 323	231	144
JAPAN	925	272	166	SWEDEN	9 235	537	334
TAIWAN	195	54	36	FINLAND	782	64	37
HONG KONG	13 126	868	532	SWITZERLAND	85 195	2 495	1 536
EXPORTS	2 128 224	190 737	118 495	AUSTRIA	45 251	1 472	899
FRANCE	308 487	23 944	14 907	YUGOSLAVIA	1 561	103	64
BELGIUM LUX	366 133	23 222	14 447	MOROCCO	1 000	57	34
NETHERLANDS	581 856	36 826	22 919	SOUTH AFRICA	10 993	495	305
ITALY	357 439	28 637	17 757	USA	6 025	338	203
UNITD KINGDOM	15 749	4 041	2 523	OMAN	2 000	218	131
IRELAND	1 029	269	165	MALAYSIA	1 055	58	35
DENMARK	14 442	1 484	928	SOUTH KOREA	27 469	1 141	711
GREECE	2 942	606	378	JAPAN	14 766	565	350
PORTUGAL	1 121	202	128	TAIWAN	24 528	1 016	631
SPAIN	45 186	5 457	3 386	AUSTRALIA	4 047	214	128
CEUTA MEL	9 338	1 730	1 059	273 STONE, SAND AND GRAVEL			
SWEDEN	848	194	119	IMPORTS	155 309 761	459 995	286 335
FINLAND	4 630	681	418	FRANCE	70 956 480	101 315	63 193
SWITZERLAND	18 135	1 837	1 129	BELGIUM LUX	6 728 804	25 619	15 947
AUSTRIA	5 675	1 225	760	NETHERLANDS	8 971 393	20 564	12 831
YUGOSLAVIA	1 246	233	150	ITALY	1 752 885	42 048	26 024
TURKEY	1 620	137	84	UNITD KINGDOM	6 540 647	9 472	5 857
SOVIET UNION	797	149	91	IRELAND	1 514 248	3 732	2 339
POLAND	64 119	9 131	5 756	DENMARK	8 516 300	17 211	10 784
HUNGARY	32 787	4 270	2 652	GREECE	31 297	1 903	1 180
ROMANIA	3 357	572	356	PORTUGAL	112 418	7 021	4 365
MOROCCO	1 199	259	158	SPAIN	84 516	2 700	1 699
ALGERIA	4 458	175	107	ICELAND	2 430	122	79
TUNISIA	22 238	2 063	1 265	NORWAY	21 255 257	55 629	34 393
EGYPT	1 110	152	90	SWEDEN	5 292 034	31 665	19 717
MAURITANIA	418	89	53	FINLAND	209 115	5 244	3 337
SENEGAL	1 884	216	133	SWITZERLAND	135 776	4 723	2 938
GUINEA	1 773	418	254	AUSTRIA	15 102 875	60 779	37 807
SIERRA LEONE	1 182	258	160	YUGOSLAVIA	23 004	815	509
LIBERIA	1 260	161	97	TURKEY	48 268	1 787	1 110
GHANA	16 043	3 983	2 481	SOVIET UNION	254 480	828	542
TOGO	28 560	7 653	4 699	POLAND	5 366 869	5 709	3 662
BENIN	6 917	1 523	935	CZECHOSLOVA	1 205 667	2 620	1 644
NIGERIA	21 043	5 535	3 423	HUNGARY	4 174	93	60
CONGO	1 444	279	180	BULGARIA	5 611	75	50
ANGOLA	517	99	64	MOROCCO	261	55	33
DJIBOUTI	536	57	35	SOUTH AFRICA	515 458	17 445	10 876
KENYA	1 370	137	86	NAMIBIA	1 648	91	55
UGANDA	390	138	91	USA	84 503	15 052	9 362
TANZANIA	2 760	335	208	CANADA	7 998	665	418
MAURITIUS	26	66	43	CUBA	5 000	111	71
ZAMBIA	219	71	44	BRAZIL	149 067	6 987	4 314
SOUTH AFRICA	5 465	916	565	INDIA	418 563	17 385	10 770
USA	9 110	2 595	1 612	CHINA	6 671	180	113
CANADA	375	105	68	JAPAN	627	49	30
PERU	319	143	94	EXPORTS	284 488 334	477 769	296 930
CHILE	4 080	1 069	670	FRANCE	5 582 887	13 690	8 474
PARAGUAY	642	109	67	BELGIUM LUX	42 643 221	58 746	36 491
CYPRUS	1 565	393	242	NETHERLANDS	189 059 562	256 900	159 597
LEBANON	14 271	2 517	1 567	ITALY	4 947 729	21 148	13 106
SYRIA	240	48	31	UNITD KINGDOM	696 948	6 052	3 790
JORDAN	18 366	3 986	2 451	IRELAND	8 524	138	85
SAUDI ARABIA	5 370	672	416	DENMARK	872 056	9 946	6 189
AFGHANISTAN	15 849	1 467	913	GREECE	18 951	542	333
PAKISTAN	68 282	5 136	3 208				
INDIA	22 833	1 746	1 067				
JAPAN	608	78	48				

6 IMPORTS AND EXPORTS (SPECIAL TRADE) BY GROUPS OF THE SITC-REV. III AND BY COUNTRIES OF PRODUCTION AND CONSUMPTION 1990

GROUP COUNTRY	DT = 100 KG	1 000 DM	1 000 \$	GROUP COUNTRY	DT = 100 KG	1 000 DM	1 000 \$
PORTUGAL	35 474	1 709	1 057	IRAN	225	63	39
SPAIN	57 497	1 482	918	ISRAEL	2 180	137	86
ICELAND	14 766	178	116	PAKISTAN	1 445	89	57
NORWAY	82 326	1 704	1 052	INDIA	1 748	504	310
SWEDEN	227 850	4 472	2 788	MYANMAR	1 500	92	55
FINLAND	57 201	1 603	991	THAILAND	4 394	1 001	624
SWITZERLAND	35 351 340	66 708	41 646	INDONESIA	3 558	556	346
AUSTRIA	4 004 715	16 614	10 308	MALAYSIA	5 875	337	207
YUGOSLAVIA	210 490	2 855	1 650	HONG KONG	7 647	422	264
TURKEY	9 057	381	238				
SOVIET UNION	6 157	57	37	277 NATURAL ABRASIVES, NES			
POLAND	40 543	716	442	IMPORTS	657 791	139 728	86 551
CZECHOSLOVIA	19 975	278	171	FRANCE	173	218	130
HUNGARY	128 600	825	522	BELGIUM LUX	13	7 327	4 525
ROMANIA	1 070	138	88	NETHERLANDS	4 891	1 472	910
ALGERIA	654	66	41	ITALY	86 847	6 805	4 255
TUNISIA	511	56	37	UNITD KINGDOM	429	6 555	4 048
LIBYA	6 396	161	106	IRELAND	33	52 489	32 436
EGYPT	8 110	293	183	DENMARK	292	54	34
NIGERIA	3 163	226	141	GREECE	443 865	2 515	1 533
KENYA	9 852	145	88	SPAIN	7 967	347	213
TANZANIA	3 887	110	69	ICELAND	9 556	72	47
SOUTH AFRICA	70 258	1 341	829	SWITZERLAND	24	3 170	1 952
USA	10 866	954	588	YUGOSLAVIA	4 555	506	308
MEXICO	4 370	189	126	TURKEY	66 624	1 989	1 240
CUBA	3 000	187	125	SOVIET UNION	417	436	259
VENEZUELA	3 412	137	86	HUNGARY	512	159	96
CHILE	2 326	69	41	SENEGAL		70	42
URUGUAY	6 154	134	82	GHANA		2 931	1 839
SYRIA	539	82	52	ZAIRE		3 944	2 490
IRAN	3 297	112	73	TANZANIA		8 172	103
ISRAEL	22 545	658	403	SOUTH AFRICA		8 582	5 346
SAUDI ARABIA	14 782	364	221	USA	10 752	35 817	22 174
BAHRAIN	808	51	32	CANADA	2 548	550	356
INDIA	7 173	76	47	BRAZIL		112	74
SRI LANKA	10 528	313	194	ISRAEL		204	133
THAILAND	18 815	582	362	INDIA	6 977	359	216
INDONESIA	25 586	507	314	CHINA	3 000	230	138
MALAYSIA	32 915	799	486	HONG KONG		448	277
SINGAPORE	11 794	396	240	AUSTRALIA	7 024	2 036	1 278
PHILIPPINES	39 641	966	589	EXPORTS	3 551 702	58 162	36 081
SOUTH KOREA	5 582	312	190	FRANCE	16 368	2 992	1 847
JAPAN	13 950	205	126	BELGIUM LUX	79 043	2 497	1 563
TAIWAN	7 972	152	91	NETHERLANDS	3 266 799	7 571	4 697
HONG KONG	14 527	501	313	ITALY	1 777	1 272	801
AUSTRALIA	4 426	260	165	UNITD KINGDOM	12	2 419	1 492
274 SULPHUR, UNRSTD. IRON PYRS				IRELAND	34	855	543
IMPORTS	1 819 587	27 690	17 265	DENMARK	11 296	94	58
FRANCE	16 391	2 232	1 391	GREECE	48	9 761	5 991
BELGIUM LUX	4 977	161	96	PORTUGAL	4 815	2 019	1 237
NETHERLANDS	59 829	1 381	855	SPAIN	905	1 415	874
ITALY	26 717	2 963	1 839	SWEDEN	236	98	64
UNITD KINGDOM	3 041	234	148	SWITZERLAND	143 016	8 100	5 090
DENMARK	25 919	146	86	AUSTRIA	18 194	7 634	4 682
FINLAND	482 037	3 286	2 082	YUGOSLAVIA	712	303	181
YUGOSLAVIA	334 256	2 795	1 763	TURKEY		890	552
POLAND	16 619	344	215	POLAND	1 330	240	152
CZECHOSLOVIA	18 470	361	240	CZECHOSLOVIA	19	157	96
HUNGARY	1 400	84	53	HUNGARY	110	168	101
USA	11 481	277	164	SOUTH AFRICA	13	589	361
CANADA	817 254	13 345	8 282	USA	306	4 591	2 871
EXPORTS	7 198 790	133 096	82 340	CANADA	15	103	61
FRANCE	1 351 418	22 480	13 844	BRAZIL	13	653	413
BELGIUM LUX	433 101	7 491	4 670	SYRIA	1 025	99	64
NETHERLANDS	1 671 407	29 243	18 074	IRAN	3	206	123
ITALY	50 175	1 060	687	INDIA	21	1 664	1 031
UNITD KINGDOM	1 653 450	25 315	15 719	THAILAND	19	46	30
IRELAND	1 988	142	86	SOUTH KOREA	95	220	146
DENMARK	484 838	9 144	5 559	JAPAN	91	1 041	672
SPAIN	6 470	2 016	1 239	HONG KONG	3	95	61
NORWAY	698	51	30				
SWEDEN	36 104	958	602	278 OTHER CRUDE MINERALS			
FINLAND	145 648	2 477	1 544	IMPORTS	75 269 637	1 279 035	793 177
SWITZERLAND	537 877	12 018	7 340	FRANCE	10 737 441	126 276	78 160
AUSTRIA	161 247	3 701	2 296	BELGIUM LUX	10 140 885	74 449	46 098
YUGOSLAVIA	273 964	4 636	2 973	NETHERLANDS	10 986 124	120 200	74 890
TURKEY	795	97	62	ITALY	1 020 120	47 148	29 237
SOVIET UNION	166 720	2 582	1 526	UNITD KINGDOM	7 378 475	149 955	93 308
POLAND	46 225	503	339	IRELAND	186 942	12 096	7 632
CZECHOSLOVIA	1 900	666	408	DENMARK	844 920	11 563	7 195
ROMANIA	107 910	2 226	1 425	GREECE	2 774 438	53 716	32 841
ALGERIA	400	74	44	PORTUGAL	2 440	132	83
EGYPT	2 778	173	105	SPAIN	1 955 221	43 539	27 104
TOGO	1 000	54	34	ICELAND	10 230	772	481
NIGERIA	1 930	96	62	NORWAY	8 075 422	53 466	33 213
ZAIRE	1 015	90	57	SWEDEN	67 868	1 034	639
ETHIOPIA	12 270	476	311	FINLAND	521 980	17 854	11 147
KENYA	3 510	311	189	SWITZERLAND	1 015 185	1 801	1 126
TANZANIA	1 860	96	62	AUSTRIA	3 438 803	57 277	35 543
SOUTH AFRICA	3 474	909	566	YUGOSLAVIA	98 553	1 391	867
MEXICO	1 395	234	145	TURKEY	1 512 034	49 970	31 045
PARAGUAY	4 200	184	110				

6 IMPORTS AND EXPORTS (SPECIAL TRADE) BY GROUPS OF THE SITC-REV. III AND BY COUNTRIES OF PRODUCTION AND CONSUMPTION 1990

GROUP COUNTRY	DT = 100 KG	1 000 DM	1 000 \$	GROUP COUNTRY	DT = 100 KG	1 000 DM	1 000 \$
SOVIET UNION	224 449	4 563	2 840	VENEZUELA	62 641	3 605	2 332
POLAND	134 661	5 545	3 479	SURINAME	13 136	179	107
CZECHOSLOVA	2 772 718	52 097	32 521	FRENCH GUIAN	3 348	117	73
HUNGARY	226 249	3 550	2 209	ECUADOR	1 944	105	64
BULGARIA	14 689	625	393	PERU	8 679	157	94
MOROCCO	120 148	2 456	1 526	BRAZIL	7 805	1 071	664
TUNISIA	116 235	1 273	807	CHILE	17 276	391	239
LIBERIA	6 292	233	139	URUGUAY	3 500	215	137
ZAIRE	720	60	36	ARGENTINA	7 303	1 211	764
KENYA	141 036	2 990	1 874	CYPRUS	3 737	129	82
MADAGASCAR	27 253	5 817	3 620	LEBANON	3 787	479	292
ZIMBABWE	97 813	7 708	4 777	SYRIA	1 708	70	45
SOUTH AFRICA	2 330 778	95 539	58 662	IRAQ	7 613	319	190
NAMIBIA	103 148	3 741	2 401	IRAN	41 802	3 921	2 384
USA	2 719 689	98 079	60 761	ISRAEL	16 831	910	564
CANADA	163 934	17 007	10 453	SAUDI ARABIA	51 960	1 942	1 181
MEXICO	299 007	13 171	8 170	KUWAIT	2 938	108	63
TRINIDAD TOB	95 892	3 924	2 439	ARAB EMIRAT	26 950	283	175
BRAZIL	476 544	18 160	11 219	OMAN	7 713	94	57
CYPRUS	1 066	63	39	PAKISTAN	10 945	561	346
ISRAEL	166 152	14 942	9 275	INDIA	10 514	1 012	622
JORDAN	2 000	127	76	BANGLADESH	4 367	98	61
INDIA	254 853	6 052	3 774	SRI LANKA	3 967	48	30
SRI LANKA	3 089	858	521	MYANMAR	691	78	47
THAILAND	74 084	3 374	2 038	THAILAND	5 378	723	432
INDONESIA	2 697	82	48	INDONESIA	52 667	2 665	1 644
SINGAPORE	107	62	37	MALAYSIA	794 149	12 603	7 819
CHINA	3 155 113	69 171	42 795	SINGAPORE	621 570	10 575	6 479
NORTH KOREA	558 853	13 898	8 598	PHILIPPINES	149 889	1 970	1 210
SOUTH KOREA	31 579	1 317	818	CHINA	2 293	261	157
JAPAN	45 049	6 464	4 080	SOUTH KOREA	18 537	1 740	1 072
HONG KONG	899	115	68	JAPAN	94 030	3 683	2 281
AUSTRALIA	134 568	3 207	1 996	TAIWAN	24 827	3 470	2 153
EXPORTS	130 754 795	841 891	521 154	HONG KONG	67 016	1 157	704
FRANCE	25 246 471	148 180	91 723	AUSTRALIA	30 441	2 473	1 542
BELGIUM LUX	20 989 536	75 227	46 568	PAPUA NEW G	30 692	885	552
NETHERLANDS	46 838 328	121 984	75 642	NEW ZEALAND	22 816	835	522
ITALY	17 041 074	163 924	101 476	SOLOMON IS	2 409	457	305
UNITED KINGDOM	1 579 537	20 566	12 895	FIJI	37 380	905	564
IRELAND	301 075	3 383	2 089	WEST SAMOA	9 081	102	64
DENMARK	1 576 598	14 427	8 981	281 IRON ORE, CONCENTRATES			
GREECE	46 425	2 476	1 523	IMPORTS	438 903 329	2 377 315	1 473 773
PORTUGAL	47 086	4 458	2 768	BELGIUM LUX	297 143	513	319
SPAIN	1 426 753	26 208	16 101	NETHERLANDS	511 358	3 529	2 106
CANARY IS	3 141	78	48	UNITED KINGDOM	1 000 539	5 463	3 597
ICELAND	25 974	275	171	DENMARK	10 033	89	56
NORWAY	883 213	10 799	6 718	NORWAY	5 432 953	32 397	20 275
SWEDEN	3 468 722	34 245	21 287	SWEDEN	57 348 298	325 108	201 635
FINLAND	2 176 047	22 461	13 890	YUGOSLAVIA	236 667	773	465
SWITZERLAND	2 957 195	30 595	18 992	MOROCCO	15 029	105	71
AUSTRIA	2 542 398	46 257	28 636	TUNISIA	27 082	696	442
MALTA	2 345	55	30	MAURITANIA	1 260 300	5 128	3 367
YUGOSLAVIA	104 914	7 529	4 674	LIBERIA	31 575 321	180 736	108 422
TURKEY	85 743	6 205	3 834	SOUTH AFRICA	11 662 599	52 676	32 336
SOVIET UNION	53 092	836	525	CANADA	60 114 060	326 353	204 936
POLAND	86 358	2 065	1 306	GREENLAND	10 770	284	167
CZECHOSLOVA	73 660	6 896	4 265	VENEZUELA	7 432 909	34 128	21 561
HUNGARY	51 112	2 273	1 423	BRAZIL	196 766 749	1 065 536	661 558
ROMANIA	48 298	4 369	2 605	CHILE	11 442 454	82 466	51 391
BULGARIA	5 824	708	427	INDIA	1 177 825	8 347	4 939
ALBANIA	770	116	71	CHINA	19 661	98	58
MOROCCO	19 574	737	457	AUSTRALIA	52 556 037	252 795	156 015
ALGERIA	22 940	968	616	EXPORTS	233 522	1 230	755
TUNISIA	2 464	132	76	FRANCE	40 354	225	138
LIBYA	36 683	502	309	BELGIUM LUX	126 400	245	146
EGYPT	20 888	1 272	786	DENMARK	1 169	51	31
GUINEA	1 937	57	37	SWITZERLAND	34 284	108	71
SIERRA LEONE	9 039	209	130	AUSTRIA	26 212	447	277
LIBERIA	24 075	541	322	282 FERROUS WASTE AND SCRAP			
IVORY COAST -	17 376	494	318	IMPORTS	10 406 258	336 334	207 424
GHANA	2 213	71	42	FRANCE	2 441 001	61 548	37 936
TOGO	1 044	49	30	BELGIUM LUX	737 883	19 657	12 001
NIGERIA	245 523	4 543	2 750	NETHERLANDS	3 662 968	85 262	52 252
GABON	45 757	1 197	723	ITALY	77 581	12 415	7 720
CONGO	51 076	1 193	708	UNITED KINGDOM	531 042	25 709	15 563
ZAIRE	4 111	573	346	IRELAND	7 665	491	298
ETHIOPIA	4 543	59	39	DENMARK	1 534 330	31 145	19 213
KENYA	4 548	92	56	GREECE	10 280	1 394	864
MADAGASCAR	173	61	38	PORTUGAL	390	68	43
REUNION	13 131	353	214	SPAIN	12 330	1 485	912
ZIMBABWE	1 209	64	40	NORWAY	34 580	4 594	2 862
SOUTH AFRICA	30 187	2 510	1 539	SWEDEN	119 977	7 500	4 640
USA	156 478	4 401	2 710	FINLAND	3 593	720	448
CANADA	8 178	623	395	SWITZERLAND	135 325	15 360	9 504
MEXICO	7 652	553	342	AUSTRIA	248 278	17 023	10 558
GUATEMALA	3 000	83	53	YUGOSLAVIA	21 519	2 873	1 824
EL SALVADOR	4 714	77	44	TURKEY	57 718	8 929	5 528
COSTA RICA	2 086	66	39	SOVIET UNION	42 514	2 685	1 746
PANAMA	9 574	222	147	POLAND	489 574	14 426	9 117
CUBA	2 007	199	125				
DOMINIC REP	1 251	51	31				
GUADELOUPE	6 513	146	91				
MARTINIQUE	17 062	593	366				
NETH ANTILL	3 672	183	119				
COLOMBIA	3 412	168	103				

6 IMPORTS AND EXPORTS (SPECIAL TRADE) BY GROUPS OF THE SITC-REV. III AND BY COUNTRIES OF PRODUCTION AND CONSUMPTION 1990

GROUP COUNTRY	DT = 100 KG	1 000 DM	1 000 \$	GROUP COUNTRY	DT = 100 KG	1 000 DM	1 000 \$
CZECHOSLOVA	69 501	4 602	2 893	NETHERLANDS	1 404	2 106	1 267
HUNGARY	51 345	4 831	3 035	DENMARK	85	47	31
ROMANIA	667	57	33				
BULGARIA	18 674	3 239	2 035	285 ALUMINIUM ORE, CONCTR. ETC			
ALBANIA	510	52	32	IMPORTS	40 466 006	778 212	482 053
ALGERIA	20 450	530	313	FRANCE	198 918	21 082	13 049
EGYPT	1 167	153	98	BELGIUM LUX	673	106	65
MOZAMBIQUE	4 510	755	471	NETHERLANDS	144 953	20 798	12 691
SOUTH AFRICA	456	71	45	ITALY	1 769 922	96 758	60 342
SWAZILAND	1 731	238	151	UNITD KINGDOM	4 719	847	513
USA	40 239	4 984	3 107	IRELAND	1 458 912	77 016	47 531
CANADA	4 026	524	336	GREECE	213 423	1 520	938
CUBA	1 260	188	111	SPAIN	1 600 782	70 128	43 910
BRAZIL	256	53	32	NORWAY	3 546	572	337
ISRAEL	4 526	622	377	SWITZERLAND	844	318	200
SAUDI ARABIA	594	91	56	AUSTRIA	5 911	245	147
THAILAND	220	57	34	HUNGARY	31 610	2 449	1 553
SOUTH KOREA	1 557	213	136	GUINEA	7 758 504	57 020	35 209
JAPAN	636	165	104	SIERRA LEONE	7 442 327	47 495	29 306
TAIWAN	2 666	399	246	GHANA	1 001 831	7 118	4 536
AUSTRALIA	9 688	975	593	USA	8 414	6 239	3 864
EXPORTS	50 433 727	1 277 234	795 695	CANADA	6 277	979	602
FRANCE	4 326 095	97 911	60 390	JAMAICA	1 324 545	74 106	45 239
BELGIUM LUX	7 644 295	250 850	155 343	GUYANA	301 373	10 097	6 228
NETHERLANDS	10 296 572	224 424	142 010	SURINAME	480 093	23 178	14 309
ITALY	21 111 280	473 821	293 357	BRAZIL	469 261	3 509	2 338
UNITD KINGDOM	158 515	4 678	2 950	CHINA	2 015 530	38 266	23 737
DENMARK	316 891	5 132	3 274	JAPAN	2 438	2 104	1 337
GREECE	6 942	385	235	AUSTRALIA	14 220 165	216 215	134 042
PORTUGAL	16 553	218	146	EXPORTS	3 137 178	235 281	145 735
SPAIN	2 540 552	50 778	32 276	FRANCE	141 902	11 530	7 108
NORWAY	87 933	1 437	967	BELGIUM LUX	185 594	10 075	6 241
SWEDEN	1 022 884	78 763	49 073	NETHERLANDS	80 025	4 787	2 956
FINLAND	55 839	1 150	687	ITALY	441 936	52 690	32 605
SWITZERLAND	843 870	18 376	11 593	UNITD KINGDOM	74 708	8 509	5 245
AUSTRIA	322 600	10 106	6 192	IRELAND	43	135	84
YUGOSLAVIA	52 580	1 368	829	DENMARK	14 704	770	478
POLAND	10 388	195	120	GREECE	1 639	261	156
CZECHOSLOVA	53 969	618	379	PORTUGAL	5 279	646	401
EGYPT	3 782	83	51	SPAIN	116 297	8 883	5 543
USA	2 899	309	192	NORWAY	10 848	754	471
BRAZIL	450 971	7 701	4 738	SWEDEN	342 108	5 202	3 224
INDIA	876 217	18 986	11 865	FINLAND	5 813	1 001	610
THAILAND	13 500	532	358	SWITZERLAND	131 608	10 070	6 251
INDONESIA	17 030	496	307	AUSTRIA	1 231 678	63 206	39 432
SOUTH KOREA	196 148	28 433	18 061	YUGOSLAVIA	53 506	5 785	3 598
TAIWAN	402	312	197	TURKEY	15 445	2 077	1 301
283 COPPER ORES, CONCENTRATES				SOVIET UNION	646	311	186
IMPORTS	5 050 190	570 959	355 526	POLAND	12 499	1 138	721
FRANCE	41 201	9 231	5 916	CZECHOSLOVA	5 417	1 095	681
BELGIUM LUX	543	232	138	HUNGARY	3 577	271	161
NETHERLANDS	360	131	79	ROMANIA	85 337	14 136	8 612
PORTUGAL	1 880 214	146 347	89 901	BULGARIA	370	69	45
SPAIN	33 995	10 819	6 703	EGYPT	6 072	790	482
NORWAY	121 508	9 389	5 906	KENYA	1 180	195	121
SWEDEN	240 850	21 997	14 223	SOUTH AFRICA	5 983	1 045	651
FINLAND	73 588	8 574	5 333	USA	40 908	11 675	7 234
TURKEY	55 000	2 243	1 472	CANADA	2 793	1 529	974
MOROCCO	99 675	12 963	8 041	MEXICO	13 525	1 270	770
SOUTH AFRICA	3 058	1 594	1 006	COLOMBIA	1 628	212	132
PERU	138 883	12 524	7 428	VENEZUELA	8 966	868	557
BRAZIL	71 079	10 254	6 242	BRAZIL	8 158	1 187	735
CHILE	670 325	68 377	41 983	CHILE	680	66	41
CYPRUS	10 800	1 286	788	URUGUAY	462	57	36
INDONESIA	436 241	65 940	41 445	ARGENTINA	2 192	382	232
AUSTRALIA	62 871	12 794	8 205	IRAN	762	177	106
PAPUA NEW G	1 109 820	176 234	110 696	ISRAEL	1 230	395	244
EXPORTS	16 973	2 091	1 275	SAUDI ARABIA	1 012	162	97
BELGIUM LUX	15 113	1 843	1 121	INDIA	6 495	928	574
NETHERLANDS	636	74	44	THAILAND	640	135	85
ITALY	1 196	172	109	MALAYSIA	206	67	40
284 NICKEL ORES, CONCTR, MATTE				PHILIPPINES	342	65	39
IMPORTS	112 232	147 657	91 130	SOUTH KOREA	450	297	188
FRANCE	728	1 152	767	JAPAN	14 500	6 220	3 813
NETHERLANDS	82	110	70	TAIWAN	201	62	37
UNITD KINGDOM	58	92	55	HONG KONG	54 846	3 646	2 171
NORWAY	200	162	96	AUSTRALIA	971	134	79
AUSTRIA	240	121	74	NEW ZEALAND	336	75	44
SOVIET UNION	839	1 133	727	286 URANIUM, THORIUM ORES, ETC			
SOUTH AFRICA	221	339	209	EXPORTS	21 408	37	22
CANADA	4 737	6 493	3 965	287 ORE, CONCENTR. BASE METALS			
SOUTH KOREA	600	881	523	IMPORTS	19 992 714	917 738	568 632
TAIWAN	640	885	574	FRANCE	1 504	303	187
AUSTRALIA	103 879	136 280	84 065	BELGIUM LUX	38 103	24 569	15 219
EXPORTS	1 553	2 197	1 325	NETHERLANDS	28 343	14 763	9 182
				UNITD KINGDOM	5 393	3 369	2 065
				IRELAND	767 484	48 184	29 824
				GREECE	9 931	347	221

6 IMPORTS AND EXPORTS (SPECIAL TRADE) BY GROUPS OF THE SITC-REV. III AND BY COUNTRIES OF PRODUCTION AND CONSUMPTION 1990

GROUP COUNTRY	DT = 100 KG	1 000 DM	1 000 \$	GROUP COUNTRY	DT = 100 KG	1 000 DM	1 000 \$
PORTUGAL	2 017	952	588	GIBALTAR	805	290	184
SPAIN	75 692	4 054	2 557	MALTA	1 747	442	270
NORWAY	2 353 671	30 805	19 018	YUGOSLAVIA	37 947	11 536	6 918
SWEDEN	710 111	53 203	32 538	TURKEY	7 535	3 199	1 952
FINLAND	49 300	3 267	1 989	SOVIET UNION	98 305	36 800	22 781
AUSTRIA	6 057	88	52	POLAND	322 967	69 714	44 370
TURKEY	639 876	16 676	10 405	CZECHOSLOVA	123 573	8 504	5 301
SOVIET UNION	19 384	1 198	710	HUNGARY	175 132	34 121	20 865
POLAND	123 603	10 058	6 159	ROMANIA	2 050	198	124
CZECHOSLOVA	106 561	5 896	3 679	BULGARIA	25 550	5 677	3 522
ALBANIA	105 362	2 080	1 283	ALBANIA	4 735	1 818	1 152
MOROCCO	60 250	5 292	3 217	MOROCCO	8 820	2 979	1 854
EGYPT	242 890	2 052	1 268	ALGERIA	4 755	1 713	1 059
SIERRA LEONE	51 918	5 277	3 433	TUNISIA	9 762	3 093	1 945
NIGERIA	207	105	62	LIBYA	1 897	694	417
CENT AFR REP	31 796	873	573	EGYPT	19 619	7 174	4 378
GABON	554 900	12 068	7 512	SUDAN	1 415	443	296
ZAIRE	8 635	6 112	3 750	SIERRA LEONE	335	117	73
RWANDA	44	51	31	LIBERIA	361	101	60
BURUNDI	872	1 557	961	IVORY COAST	899	306	193
SOUTH AFRICA	3 842 761	99 067	61 179	GHANA	14 101	3 186	1 951
NAMIBIA	133 570	1 729	1 159	TOGO	1 782	624	384
USA	400 791	42 346	26 556	NIGERIA	28 190	7 935	4 907
CANADA	5 091 643	257 124	160 496	CAMEROON	471	142	91
GREENLAND	421 827	29 495	18 133	ZAIRE	3 900	1 420	878
MEXICO	206 128	16 266	10 028	ANGOLA	167	48	31
HONDURAS	75 283	5 876	3 463	DJIBOUTI	280	69	40
CUBA	44 954	893	549	KENYA	3 279	1 000	614
PERU	686 300	47 175	29 280	TANZANIA	1 840	558	347
BRAZIL	196 864	8 475	5 108	MOZAMBIQUE	177	55	32
CHILE	54 757	11 706	7 314	MAURITIUS	476	58	34
BOLIVIA	28 840	1 874	1 206	ZAMBIA	366	130	83
IRAN	4 064	1 671	1 049	ZIMBABWE	2 547	1 761	1 132
INDIA	135 183	2 844	1 712	SOUTH AFRICA	91 190	44 359	27 562
SRI LANKA	114 226	2 011	1 253	SWAZILAND	1 608	663	399
MYANMAR	33 604	1 716	1 033	USA	570 675	160 693	98 794
THAILAND	41 773	3 761	2 255	CANADA	1 912 130	93 315	57 930
VIETNAM	1 595	743	476	MEXICO	435	1 332	816
PHILIPPINES	216 290	3 865	2 356	GUATEMALA	745	155	92
MONGOLIA	1 190	396	237	NICARAGUA	507	83	51
CHINA	6 668	2 807	1 706	PANAMA	5 925	1 517	929
AUSTRALIA	2 259 129	122 440	75 434	DOMINIC REP	1 399	479	295
NEW ZEALAND	200	166	109	JAMAICA	269	101	59
EXPORTS	648 504	67 986	41 946	GRENADA	217	90	60
FRANCE	76 102	4 654	2 826	NETH ANTILL	246	79	52
BELGIUM LUX	123 670	11 274	6 876	COLOMBIA	367	87	58
NETHERLANDS	230 579	18 701	11 567	VENEZUELA	59 558	16 976	10 595
ITALY	12 640	1 024	637	SURINAME	3 298	888	545
UNTD KINGDOM	1 130	74	47	BRAZIL	413	91	55
DENMARK	9 308	432	265	CHILE	2 023	171	108
GREECE	621	108	63	BOLIVIA	484	464	275
PORTUGAL	1 488	138	89	ARGENTINA	982	282	180
SPAIN	24 590	1 604	979	CYPRUS	4 065	1 610	989
SWEDEN	4 199	298	185	LEBANON	9 593	3 342	2 098
SWITZERLAND	11 911	677	421	SYRIA	198	63	38
AUSTRIA	52 651	7 263	4 517	ISRAEL	43 374	12 318	7 585
YUGOSLAVIA	8 397	895	545	JORDAN	22 800	3 790	2 388
TURKEY	14 779	806	491	SAUDI ARABIA	28 040	16 521	10 417
POLAND	3 996	164	109	KUWAIT	6 058	1 795	1 074
CZECHOSLOVA	12 363	2 265	1 412	BAHRAIN	624	218	136
HUNGARY	19 673	2 134	1 354	ARAB EMIRAT	33 123	10 334	6 622
BULGARIA	2 811	341	216	SRI LANKA	180	72	43
ALGERIA	7 090	487	317	THAILAND	12 456	17 298	10 515
EGYPT	7 777	389	240	CAMBODIA	380	98	65
BURKINA FASO	4 922	288	175	INDONESIA	753	332	200
NIGERIA	868	86	54	MALAYSIA	36 426	4 509	2 749
SOUTH AFRICA	4 774	172	110	SINGAPORE	6 588	2 270	1 430
USA	3 316	12 017	7 429	PHILIPPINES	381	92	60
SAUDI ARABIA	1 450	358	212	CHINA	13 850	2 567	1 593
PAKISTAN	1 260	98	59	SOUTH KOREA	160	1 600	1 068
INDIA	184	361	218	JAPAN	7 540	2 527	1 592
INDONESIA	1 708	104	64	TAIWAN	2 456	1 123	703
CHINA	1 048	416	247	HONG KONG	14 338	4 387	2 779
JAPAN	520	85	53	AUSTRALIA	146 438	10 083	6 407
				NEW CALEDON	246	67	40
				UNID COUNTR	192	51	30
288 NON-FERROUS WASTE, SCRAP				EXPORTS	6 933 495	1 103 014	686 257
IMPORTS	10 022 060	2 005 445	1 241 668	FRANCE	969 600	92 218	57 529
FRANCE	976 549	296 830	183 984	BELGIUM LUX	1 540 778	203 132	126 618
BELGIUM LUX	654 881	141 306	87 391	NETHERLANDS	1 142 855	196 070	121 848
NETHERLANDS	1 513 748	301 925	186 363	ITALY	1 068 965	252 622	156 432
ITALY	405 122	71 891	44 878	UNTD KINGDOM	147 037	29 323	18 165
UNTD KINGDOM	823 208	226 217	139 693	IRELAND	3 354	635	397
IRELAND	26 028	7 820	4 858	DENMARK	82 212	11 498	7 150
DENMARK	435 458	88 733	54 732	GREECE	795	198	121
GREECE	21 093	2 693	1 625	PORTUGAL	2 445	167	102
PORTUGAL	9 749	2 510	1 568	SPAIN	109 204	17 048	10 557
SPAIN	73 079	21 901	13 442	ICELAND	3 375	60	36
CANARY IS	463	85	50	NORWAY	17 674	4 232	2 798
NORWAY	171 979	27 594	17 029	SWEDEN	567 737	65 210	40 517
SWEDEN	70 969	11 697	7 239	FINLAND	68 494	5 583	3 537
FINLAND	50 685	9 071	5 638	SWITZERLAND	74 839	19 666	12 312
SWITZERLAND	451 199	97 764	60 279	AUSTRIA	423 985	100 264	62 597
AUSTRIA	387 529	72 334	44 909	YUGOSLAVIA	8 543	2 089	1 278
				TURKEY	1 473	342	207

6 IMPORTS AND EXPORTS (SPECIAL TRADE) BY GROUPS OF THE SITC-REV. III AND BY COUNTRIES OF PRODUCTION AND CONSUMPTION 1990

GROUP COUNTRY	DT = 100 KG	1 000 DM	1 000 \$	GROUP COUNTRY	DT = 100 KG	1 000 DM	1 000 \$
POLAND	266 371	4 948	3 007	UNITD KINGDOM	15 307	11 743	7 210
CZECHOSLOVA	5 108	680	432	IRELAND	7 989	3 675	2 271
HUNGARY	4 544	1 136	707	DENMARK	150 903	30 424	18 956
LIBYA	46 002	978	603	GREECE	1 273	1 433	870
KENYA	3 330	916	572	PORTUGAL	5 382	11 879	7 377
SOUTH AFRICA	5 026	1 055	652	SPAIN	2 503	2 249	1 388
NAMIBIA	17 222	1 705	1 086	ICELAND	2 506	1 808	1 129
USA	21 326	41 559	25 959	NORWAY	777	211	127
CANADA	12 027	1 122	680	SWEDEN	3 975	1 929	1 218
BRAZIL	1 050	353	209	FINLAND	4 892	814	508
ARGENTINA	398	50	30	SWITZERLAND	42 524	6 212	3 871
CYPRUS	421	61	36	AUSTRIA	259 600	7 580	4 665
ISRAEL	780	140	86	YUGOSLAVIA	42 162	7 504	4 639
SAUDI ARABIA	907	1 208	762	TURKEY	15 599	54 417	33 940
ARAB EMIRAT	1 686	1 166	106	SOVIET UNION	288 503	27 356	17 027
PAKISTAN	39 785	4 458	2 763	POLAND	103 180	30 529	19 003
INDIA	103 399	14 130	8 888	CZECHOSLOVA	77 785	8 630	5 378
THAILAND	960	80	51	HUNGARY	48 711	49 243	30 914
CHINA	2 006	211	126	ROMANIA	5 953	3 311	2 067
SOUTH KOREA	9 802	2 420	1 551	BULGARIA	1 874	290	180
JAPAN	14 348	5 504	3 527	MOROCCO	93	233	145
TAIWAN	140 925	19 541	12 136	ALGERIA	66	68	43
				TUNISIA	40	566	358
				LIBYA	19	99	63
				EGYPT	11 486	5 437	3 411
				SUDAN	102	93	62
				TANZANIA	31	92	58
				ZIMBABWE	21	131	83
				SOUTH AFRICA	728	996	614
				NAMIBIA	15	77	47
				USA	273 885	49 954	30 834
				CANADA	31 718	11 233	7 045
				MEXICO	5 728	801	500
				HONDURAS	2 650	304	186
				COSTA RICA	8 497	1 097	676
				CUBA	4 081	1 663	998
				BAHAMAS	10	70	41
				COLOMBIA	2 692	852	536
				VENEZUELA	2 383	358	223
				ECUADOR	250	49	30
				PERU	912	3 229	2 006
				BRAZIL	150 740	22 644	13 897
				CHILE	41 232	4 905	3 020
				PARAGUAY	6 447	757	478
				URUGUAY	65 298	12 538	7 736
				ARGENTINA	93 853	12 524	7 746
				LEBANON	755	4 637	2 887
				SYRIA	3 119	20 581	12 864
				IRAQ	176	580	346
				IRAN	7 257	23 987	14 858
				ISRAEL	1 047	224	140
				SAUDI ARABIA	361	1 511	930
				KUWAIT	240	437	278
				ARAB EMIRAT	331	2 505	1 553
				AFGHANISTAN	967	4 956	3 061
				PAKISTAN	5 741	13 364	8 324
				INDIA	35 644	4 266	2 637
				THAILAND	1 057	933	567
				VIETNAM	3 866	1 780	1 081
				INDONESIA	625	958	603
				SINGAPORE	229	139	90
				PHILIPPINES	1 059	348	214
				MONGOLIA	291	355	221
				CHINA	196 736	144 813	89 866
				NORTH KOREA	903	1 566	950
				SOUTH KOREA	488	1 160	97
				JAPAN	522	1 518	956
				TAIWAN	5 704	4 288	2 661
				HONG KONG	1 616	1 363	844
				AUSTRALIA	9 061	18 820	11 828
				PAPUA NEW G	298	413	248
				NEW ZEALAND	18 467	30 444	18 896
				EXPORTS	2 249 011	385 049	238 727
				FRANCE	809 061	71 039	43 822
				BELGIUM LUX	691 397	23 678	14 654
				NETHERLANDS	181 817	21 554	13 432
				ITALY	105 728	31 753	19 795
				UNITD KINGDOM	26 356	8 423	5 208
				IRELAND	198	103	63
				DENMARK	69 933	15 888	9 861
				GREECE	6 362	1 895	1 167
				PORTUGAL	11 775	2 600	1 610
				SPAIN	24 975	10 623	6 618
				NORWAY	11 302	5 377	3 346
				SWEDEN	32 102	10 016	6 267
				FINLAND	7 049	4 533	2 778
				SWITZERLAND	62 402	33 413	20 589
				AUSTRIA	102 955	38 971	24 064
				YUGOSLAVIA	8 721	14 602	9 170
				TURKEY	916	1 112	697
				POLAND	17 862	4 683	3 020
				CZECHOSLOVA	1 858	1 025	653
				HUNGARY	4 598	3 930	2 500
				BULGARIA	21	67	43
				MOROCCO	101	130	79
289 PREC.METAL DRES,CONCRTS							
IMPORTS	77 931	471 620	292 319				
FRANCE	383	2 990	1 866				
BELGIUM LUX	1 644	13 871	8 697				
NETHERLANDS	1 885	34 385	21 258				
ITALY	520	2 287	1 441				
UNITD KINGDOM	4 581	12 100	7 439				
IRELAND	255	1 348	834				
DENMARK	405	6 500	4 115				
GREECE		65	38				
SPAIN	22	651	437				
ICELAND		487	293				
NORWAY	307	6 212	3 833				
SWEDEN	14 721	16 470	10 129				
FINLAND	251	2 333	1 436				
SWITZERLAND	2 108	12 594	7 869				
AUSTRIA	1 155	12 741	7 982				
MALTA	14	51	34				
YUGOSLAVIA	381	3 457	2 282				
POLAND	22	956	571				
CZECHOSLOVA	918	4 476	2 795				
HUNGARY	101	6 514	4 053				
BULGARIA	401	1 440	872				
TUNISIA	2	5 656	3 585				
EGYPT	4	5 565	3 406				
MAURITIUS	4	187	118				
ZIMBABWE	10	5 238	3 206				
SOUTH AFRICA	25	22 146	14 276				
USA	10 438	148 697	92 070				
CANADA	2 967	48 877	29 986				
MEXICO	533	10 219	6 316				
CUBA	4	4 228	2 511				
COLOMBIA		321	211				
PERU	9 427	3 981	2 386				
BRAZIL		149	90				
CHILE	23 444	46 388	28 361				
BOLIVIA	119	4 084	2 548				
ARGENTINA		264	178				
IRAQ		188	112				
IRAN		74	48				
ISRAEL	23	491	296				
SAUDI ARABIA	40	915	560				
PAKISTAN	1	6 294	3 991				
INDIA		204	137				
INDONESIA		66	44				
MALAYSIA	5	71	43				
SINGAPORE	60	3 918	2 520				
PHILIPPINES		458	294				
SOUTH KOREA		461	273				
JAPAN	304	3 222	1 967				
AUSTRALIA	296	5 715	3 542				
NEW ZEALAND		107	63				
EXPORTS	10 149	27 955	17 454				
FRANCE	103	639	389				
BELGIUM LUX	3 881	17 962	11 123				
NETHERLANDS	917	1 386	866				
ITALY	23	55	32				
UNITD KINGDOM	3 759	3 471	2 216				
SWITZERLAND	580	1 802	1 136				
USA	369	1 550	1 019				
CANADA	509	1 050	653				
291 CRUDE ANIMAL MATERLS.NES							
IMPORTS	3 508 983	812 943	505 025				
FRANCE	81 218	42 997	26 598				
BELGIUM LUX	39 181	8 802	5 481				
NETHERLANDS	1 147 690	75 939	47 293				
ITALY	157 791	7 930	4 887				

6 IMPORTS AND EXPORTS (SPECIAL TRADE) BY GROUPS OF THE SITC-REV. III AND BY COUNTRIES OF PRODUCTION AND CONSUMPTION 1990

GROUP COUNTRY	DT = 100 KG	1 000 DM	1 000 \$	GROUP COUNTRY	DT = 100 KG	1 000 DM	1 000 \$
ALGERIA	135	299	180	COLOMBIA	23 687	20 678	12 996
TUNISIA		123	73	VENEZUELA		236	141
LIBYA		55	37	ECUADOR	2 473	2 193	1 348
EGYPT	418	330	205	PERU	2 868	3 285	2 075
KENYA	135	96	57	BRAZIL	11 672	6 262	3 898
SOUTH AFRICA	9 249	12 038	7 438	CHILE	6 779	2 473	1 528
NAMIBIA	27	94	59	PARAGUAY		60	39
USA	28 321	19 597	12 069	URUGUAY	1 047	1 348	832
CANADA	97	295	187	ARGENTINA	37 751	16 014	9 898
COLOMBIA	99	275	173	IRAN	9 252	4 890	3 010
BRAZIL	13 056	7 272	4 520	ISRAEL	65 632	56 000	34 421
CHILE	269	106	66	SAUDI ARABIA	108	51	31
URUGUAY	384	194	117	ARAB EMIRAT	66	177	110
CYPRUS	334	317	190	SOUTH YEMEN	493	184	118
SYRIA	501	1 384	829	AFGHANISTAN	1 354	181	108
IRAN	41	64	38	PAKISTAN	40 360	5 534	3 438
ISRAEL	6 514	592	353	INDIA	157 792	27 753	17 160
SAUDI ARABIA	62	356	214	SRI LANKA	8 098	2 231	1 380
INDIA	350	396	247	THAILAND	23 583	9 007	5 612
THAILAND	48	775	497	INDONESIA	33 246	5 170	3 202
SINGAPORE	234	733	447	MALAYSIA	9 228	636	402
PHILIPPINES	128	135	79	SINGAPORE	10 008	6 224	3 865
CHINA	1 677	1 738	1 068	PHILIPPINES	6 452	4 662	2 870
SOUTH KOREA	3 702	10 818	6 657	CHINA	71 765	23 421	14 504
JAPAN	2 357	14 823	9 247	NORTH KOREA	604	294	181
TAIWAN	986	1 536	955	SOUTH KOREA	1 104	3 006	1 871
HONG KONG	1 177	4 378	2 782	JAPAN	1 211	9 289	5 887
AUSTRALIA	30	108	65	TAIWAN	6 223	4 639	2 849
				HONG KONG	3 868	2 233	1 376
				AUSTRALIA	40 609	7 020	4 349
				NEW ZEALAND	8 897	3 945	2 436
				FIJI	361	381	242
				VANUATU	91	92	57
292 CRUDE VEG.MATERIALS, NES				EXPORTS	1 295 431	926 231	573 317
IMPORTS	7 693 566	3 881 259	2 411 742	FRANCE	152 078	123 246	75 390
FRANCE	247 294	109 591	68 438	BELGIUM LUX	80 799	42 770	26 561
BELGIUM LUX	187 027	64 518	40 747	NETHERLANDS	255 831	128 820	80 080
NETHERLANDS	4 345 916	2 447 000	1 519 901	ITALY	104 694	72 696	45 281
ITALY	333 284	210 657	129 616	UNITD KINGDOM	66 692	45 997	28 391
UNITD KINGDOM	34 032	25 346	16 047	IRELAND	6 484	2 968	1 804
IRELAND	2 210	7 995	5 010	DENMARK	84 581	53 526	33 842
DENMARK	907 126	348 211	217 823	GREECE	3 697	4 887	2 920
GREECE	9 708	3 247	2 038	PORTUGAL	3 611	6 875	4 145
PORTUGAL	3 293	1 844	1 151	SPAIN	25 090	32 505	19 979
SPAIN	80 876	40 147	24 474	CANARY IS	615	691	421
CANARY IS	11 914	23 561	14 535	ICELAND	626	486	300
ICELAND	1 984	238	152	NORWAY	16 066	6 690	4 156
NORWAY	2 050	767	487	SWEDEN	69 731	28 159	17 404
SWEDEN	6 962	4 112	2 546	FINLAND	25 380	13 285	8 217
FINLAND	3 372	2 851	1 789	SWITZERLAND	158 721	97 853	60 729
SWITZERLAND	15 556	21 716	13 512	AUSTRIA	108 046	73 113	45 284
AUSTRIA	36 321	9 687	6 105	MALTA	83	98	60
YUGOSLAVIA	23 268	6 968	4 376	YUGOSLAVIA	8 659	10 657	6 604
TURKEY	49 902	11 607	7 290	TURKEY	3 300	3 504	2 131
SOVIET UNION	27 640	8 717	5 423	SOVIET UNION	9 509	16 635	10 060
POLAND	206 704	25 716	15 754	POLAND	7 775	6 308	3 999
CZECHOSLOVA	20 623	4 488	2 755	CZECHOSLOVA	4 320	4 476	2 747
HUNGARY	113 897	24 587	15 374	HUNGARY	6 772	9 207	5 662
ROMANIA	5 564	1 228	764	ROMANIA	3 165	2 549	1 520
BULGARIA	25 201	10 038	6 257	BULGARIA	805	398	240
ALBANIA	11 841	3 034	1 901	MOROCCO	4 867	4 327	2 820
MOROCCO	11 110	7 742	4 826	ALGERIA	559	947	597
TUNISIA	762	97	57	TUNISIA	992	1 326	839
EGYPT	25 570	8 517	5 184	LIBYA	174	238	142
SUDAN	34 372	9 026	5 603	EGYPT	1 255	1 168	720
SENEGAL	1 423	794	472	MAURITANIA	30	71	42
SIERRA LEONE	2 282	361	228	BURKINA FASO	53	224	137
IVORY COAST	5 516	2 806	1 738	LIBERIA	40	119	71
GHANA	109	68	41	IVORY COAST	26	58	34
TOGO	1 292	788	483	GHANA	177	472	284
NIGERIA	11 316	3 120	1 957	TOGO	50	141	84
CAMEROON	1 149	363	237	BENIN	30	61	37
CENT AFR REP	137	87	55	NIGERIA	1 095	2 781	1 700
ZAIRE	5 845	16 625	10 100	CAMEROON	451	2 185	1 348
RWANDA	1 440	679	430	CENT AFR REP	69	288	183
BURUNDI	2 466	515	322	GABON	101	322	197
ETHIOPIA	3 245	1 210	755	CONGO	76	190	114
SOMALIA	293	202	122	ZAIRE	20	73	45
KENYA	40 126	28 104	17 744	BURUNDI	332	757	495
TANZANIA	1 721	762	474	ANGOLA	139	206	123
MADAGASCAR	1 447	559	340	ETHIOPIA	148	286	182
MAURITIUS	175	478	299	KENYA	251	1 195	733
ZAMBIA	178	100	59	UGANDA	30	121	81
ZIMBABWE	951	871	537	MOZAMBIQUE	115	253	160
MALAWI	262	70	43	MADAGASCAR	83	230	137
SOUTH AFRICA	41 329	20 060	12 634	REUNION	25	83	49
NAMIBIA	108	83	51	MAURITIUS	45	144	94
USA	117 544	81 859	50 898	ZAMBIA	271	859	546
CANADA	11 879	3 876	2 363	ZIMBABWE	211	673	424
MEXICO	9 595	7 655	4 760	SOUTH AFRICA	8 558	20 432	12 444
GUATEMALA	8 167	5 732	3 533	NAMIBIA	27	103	62
HONDURAS	1 733	792	494	USA	18 866	24 730	15 421
EL SALVADOR	247	282	173	CANADA	3 600	4 315	2 648
COSTA RICA	43 279	26 359	16 282	MEXICO	2 740	3 203	1 961
PANAMA	2 354	1 463	897	GUATEMALA	479	385	241
HAITI	476	200	124				
DOMINIC REP	1 121	786	480				
JAMAICA	501	262	163				
BARBADOS	78	72	44				

6 IMPORTS AND EXPORTS (SPECIAL TRADE) BY GROUPS OF THE SITC-REV. III AND BY COUNTRIES OF PRODUCTION AND CONSUMPTION 1990

GROUP COUNTRY	DT = 100 KG	1 000 DM	1 000 \$	GROUP COUNTRY	DT = 100 KG	1 000 DM	1 000 \$
EL SALVADOR	85	99	59	AUSTRIA	106 265	1 410	870
COSTA RICA	280	515	312	SOVIET UNION	300 768	4 745	2 901
PANAMA	183	147	94	POLAND	84 184	667	416
CUBA	22	80	51	CZECHOSLOVA	20 671 319	92 023	57 467
HAITI	143	76	46	EXPORTS	31 502 192	439 907	273 121
DOMINIC REP	185	234	141	FRANCE	4 711 132	91 145	56 868
GUADELOUPE	10	44	30	BELGIUM LUX	4 243 170	58 040	36 074
COLOMBIA	777	2 861	1 766	NETHERLANDS	11 664 046	70 893	44 157
VENEZUELA	2 023	5 942	3 652	ITALY	3 195 882	55 494	34 297
ECUADOR	238	411	255	UNTD KINGDOM	1 689 102	45 824	28 434
PERU	276	1 178	704	IRELAND	537 965	6 574	4 182
BRAZIL	4 898	6 991	4 282	DENMARK	151 636	2 890	1 757
CHILE	2 439	2 494	1 535	GREECE	88 950	1 738	1 073
BOLIVIA	63	156	93	PORTUGAL	44 757	1 254	777
URUGUAY	607	707	428	SPAIN	878 829	16 260	9 988
ARGENTINA	2 740	1 736	1 102	NORWAY	3 855	268	163
CYPRUS	84	92	56	SWEDEN	19 951	1 991	1 225
LEBANON	422	132	79	SWITZERLAND	1 271 259	24 982	15 378
SYRIA	2 586	2 135	1 361	AUSTRIA	2 442 872	47 484	29 537
IRAQ	33	225	144	MALTA	2 333	101	60
IRAN	1 312	854	546	YUGOSLAVIA	2 034	57	37
ISRAEL	2 432	2 880	1 782	TURKEY	5 489	123	76
KUWAIT	277	344	206	HUNGARY	4 000	47	31
PAKISTAN	661	684	423	MOROCCO	87 030	2 029	1 231
INDIA	480	768	476	EGYPT	4 231	138	83
SRI LANKA	93	146	91	REUNION	3 466	77	48
THAILAND	845	697	430	SOUTH AFRICA	5 378	168	105
INDONESIA	2 437	2 348	1 474	MARTINIQUE	2 857	100	63
MALAYSIA	276	573	358	NETH ANTILL	2 240	81	49
SINGAPORE	673	679	423	CYPRUS	27 521	717	447
PHILIPPINES	416	729	455	LEBANON	7 562	175	109
CHINA	731	427	272	SYRIA	5 818	155	93
SOUTH KOREA	1 709	5 810	3 565	IRAQ	3 739	156	92
JAPAN	5 946	14 679	9 044	ISRAEL	40 385	1 382	850
TAIWAN	875	727	452	JORDAN	69 586	1 020	619
HONG KONG	975	869	539	SAUDI ARABIA	74 565	2 574	1 548
AUSTRALIA	2 947	4 093	2 538	KUWAIT	19 633	486	292
NEW ZEALAND	604	713	442	BAHRAIN	1 813	62	39
NEW CALEDON	21	61	40	ARAB EMIRAT	15 498	289	181
FR POLYNESIA	20	60	38	OMAN	6 793	211	132
				SOUTH KOREA	1 720	69	42
				JAPAN	59 065	1 935	1 185
				TAIWAN	3 579	135	85
				HONG KONG	4 098	171	105
				AUSTRALIA	89 732	2 458	1 517
321 COAL, NOT AGGLOMERATED				325 COKE, SEMI-COKE, RET. CARBN			
IMPORTS	108 554 993	1 021 071	637 676	IMPORTS	8 529 215	170 989	106 619
FRANCE	3 620 194	83 652	52 328	FRANCE	892 109	20 986	13 080
BELGIUM LUX	768 872	11 310	7 101	BELGIUM LUX	3 076 832	68 282	42 445
NETHERLANDS	650 617	4 945	3 126	NETHERLANDS	1 311 917	27 010	16 863
UNTD KINGDOM	2 837 190	24 552	14 873	ITALY	40 493	1 379	862
NORWAY	1 223 819	19 047	12 129	UNTD KINGDOM	42 004	911	553
SWITZERLAND	33 033	569	395	SPAIN	39 542	1 193	766
SOVIET UNION	3 343 711	31 222	19 077	SWITZERLAND	29 778	474	305
POLAND	26 988 636	269 713	168 682	AUSTRIA	11 384	117	71
CZECHOSLOVA	2 754 802	27 752	17 717	POLAND	754 913	12 639	8 074
SOUTH AFRICA	45 117 831	342 542	213 748	CZECHOSLOVA	1 480 514	24 579	15 339
USA	7 157 407	65 688	40 799	HUNGARY	99 450	2 249	1 392
CANADA	701 596	7 436	4 525	USA	274 995	3 924	2 427
COLOMBIA	1 280 769	12 392	7 905	ARGENTINA	23 716	307	183
VIETNAM	5 994	69	45	PAKISTAN	81 139	1 297	801
INDONESIA	380 230	3 771	2 406	CHINA	102 736	2 021	1 226
CHINA	81 592	1 005	595	AUSTRALIA	266 483	3 589	2 213
AUSTRALIA	11 513 858	113 704	71 274	EXPORTS	23 126 498	789 789	489 213
NEW ZEALAND	92 342	1 664	987	FRANCE	4 180 046	95 416	58 778
EXPORTS	50 983 315	942 936	583 344	BELGIUM LUX	12 510 558	537 798	333 627
FRANCE	15 236 799	321 055	196 862	NETHERLANDS	672 885	16 780	10 211
BELGIUM LUX	13 962 153	343 053	214 661	ITALY	1 049 543	26 089	16 335
NETHERLANDS	5 133 291	58 441	36 205	UNTD KINGDOM	20 420	644	389
ITALY	8 872 346	80 046	49 166	DENMARK	36 812	1 394	876
UNTD KINGDOM	2 048 279	60 891	37 510	PORTUGAL	1 184	50	30
IRELAND	51 503	2 102	1 324	SPAIN	45 175	1 286	771
DENMARK	28 799	745	465	NORWAY	1 188 120	22 348	13 871
SPAIN	4 564 169	51 101	31 530	SWEDEN	25 699	1 037	640
NORWAY	453 216	10 334	6 347	FINLAND	1 383 983	30 563	18 945
SWEDEN	50 615	1 461	885	SWITZERLAND	166 241	5 867	3 664
SWITZERLAND	408 436	8 314	5 124	AUSTRIA	1 249 160	34 251	21 288
AUSTRIA	64 685	2 258	1 393	YUGOSLAVIA	31 513	1 470	927
POLAND	11 200	337	204	HUNGARY	4 756	227	141
ALBANIA	6 432	174	106	LIBYA	300	46	31
MOROCCO	30 005	480	285	NIGERIA	1 740	81	50
ALGERIA	990	55	33	USA	165 994	4 133	2 466
EGYPT	3 004	86	53	VENEZUELA	177 390	3 390	2 004
NIGERIA	3 492	173	106	BRAZIL	57 009	1 968	1 217
BRAZIL	50 000	1 610	952	IRAN	3 529	187	126
INDIA	645	55	34	SINGAPORE	1 658	99	64
				JAPAN	149 482	4 481	2 651
322 BRIQUETTES, LIGNITE, PEAT							
IMPORTS	22 208 401	112 889	70 312				
FRANCE	23 565	493	308				
BELGIUM LUX	89 174	1 115	703				
NETHERLANDS	882 696	11 182	6 881				
SPAIN	1 975	149	89				
SWEDEN	19 474	356	242				
FINLAND	23 790	554	338				

6 IMPORTS AND EXPORTS (SPECIAL TRADE) BY GROUPS OF THE SITC-REV. III AND BY COUNTRIES OF PRODUCTION AND CONSUMPTION 1990

GROUP COUNTRY	DT - 100 KG	1 000 DM	1 000 \$	GROUP COUNTRY	DT - 100 KG	1 000 DM	1 000 \$
333 PETROLEUM OILS, CRUDE				ICELAND			
IMPORTS	724 002 218	20 195 407	12 670 429	FAROE IS	7 112	1 432	882
ITALY	621 182	9 687	6 124	NORWAY	5 004	104	62
UNITED KINGDOM	148 744 606	4 213 694	2 632 807	SWEDEN	300 651	13 815	8 650
DENMARK	1 156 478	48 524	31 856	FINLAND	310 358	24 422	15 338
NORWAY	66 030 158	2 039 004	1 296 199	SWITZERLAND	388 432	17 533	10 648
SOVIET UNION	56 255 208	1 429 949	891 484	AUSTRIA	27 132 595	1 066 503	660 180
ALGERIA	35 787 344	1 124 065	706 666	MALTA	8 029 094	298 586	186 632
TUNISIA	858 580	19 490	12 093	YUGOSLAVIA	781	149	95
LIBYA	114 925 401	3 286 333	2 056 405	TURKEY	87 885	13 690	8 672
EGYPT	3 907 398	80 969	50 286	SOVIET UNION	20 862	2 960	1 844
NIGERIA	61 270 247	1 883 149	1 188 883	POLAND	28 651	4 600	2 769
CAMEROON	1 198 960	54 803	36 156	CZECHOSLOVAKIA	1 934 280	111 855	71 742
GABON	2 286 830	60 622	39 400	HUNGARY	501 312	26 587	16 502
ANGOLA	10 731 193	378 611	249 838	ROMANIA	13 619	2 122	1 338
MEXICO	4 956 657	78 951	49 767	BULGARIA	21 109	6 430	4 178
VENEZUELA	46 544 327	1 133 660	720 145	MOROCCO	1 073	534	333
SYRIA	35 133 967	923 209	579 507	ALGERIA	1 809	477	289
IRAQ	2 198 731	57 441	34 832	TUNISIA	575	224	140
IRAN	27 448 550	627 482	387 216	LIBYA	3 601	525	325
SAUDI ARABIA	60 085 827	1 549 961	965 829	EGYPT	2 880	1 562	964
KUWAIT	3 956 447	79 957	48 325	SUDAN	18 405	2 696	1 647
QATAR	1 260 863	31 916	18 888	MAURITANIA	34 566	1 722	1 022
ARAB EMIRAT	7 436 373	176 112	105 208	SENEGAL	229	119	77
OMAN	773 720	19 338	11 423	GUINEA	11 174	739	491
NORTH YEMEN	27 060 677	769 973	475 089	SIERRA LEONE	3 082	481	292
SOUTH YEMEN	1 094 022	25 709	15 269	LIBERIA	2 062	294	180
INDONESIA	625 313	29 521	19 380	IVORY COAST	12 865	1 594	948
MALAYSIA	598 577	25 713	16 880	GHANA	625	138	85
AUSTRALIA	1 054 231	37 541	24 459	TOGO	3 864	573	352
EXPORTS	133	7	5	NIGERIA	251	50	31
334 PETROLEUM PRODUCTS				CENT AFR REP	40 083	6 041	3 782
IMPORTS	385 493 629	13 833 650	8 659 006	ANGOLA	935	179	107
FRANCE	13 046 398	598 447	376 492	ETHIOPIA	243	150	91
BELGIUM LUX	39 191 008	1 327 461	823 169	KENYA	861	303	190
NETHERLANDS	168 111 160	6 278 454	3 938 458	TANZANIA	8 734	932	585
ITALY	5 472 869	239 994	150 662	MOZAMBIQUE	2 301	404	260
UNITED KINGDOM	24 034 800	955 465	598 514	MAURITIUS	2 322	453	287
IRELAND	227 801	4 290	2 725	ZAMBIA	509	207	122
DENMARK	4 604 075	123 705	78 114	IMBABAWE	360	58	36
GREECE	1 058 505	27 516	16 385	MALAWI	2 314	521	321
PORTUGAL	47 914	1 850	1 161	SOUTH AFRICA	1 212	110	72
SPAIN	2 778 994	87 078	54 332	USA	32 111	6 553	4 130
NORWAY	14 853 720	525 830	325 266	CANADA	655 751	20 729	13 094
SWEDEN	15 042 453	493 926	311 870	MEXICO	73 617	2 184	1 372
FINLAND	827 893	37 450	23 836	GUATEMALA	5 331	1 009	629
SWITZERLAND	1 191 388	29 317	18 834	EL SALVADOR	971	150	90
AUSTRIA	1 273 931	60 229	37 650	COSTA RICA	1 144	137	85
YUGOSLAVIA	1 012 426	35 837	21 629	CUBA	280	83	50
TURKEY	652 442	16 354	10 873	DOMINIC REP	1 110	244	157
SOVIET UNION	50 607 883	1 666 134	1 038 413	BARBADOS	1 205	178	106
POLAND	5 455 711	110 653	69 174	COLOMBIA	387	49	31
CZECHOSLOVAKIA	4 779 790	114 491	68 968	VENEZUELA	351	113	70
HUNGARY	2 436 027	86 226	53 229	ECUADOR	11 100	537	347
ROMANIA	161 822	7 752	4 750	PERU	626	135	82
ALGERIA	12 377 920	442 235	280 042	BRAZIL	709	239	155
LIBYA	4 810 127	156 793	99 338	CHILE	117 876	7 668	4 793
EGYPT	82 660	2 442	1 442	URUGUAY	5 287	1 005	607
SOUTH AFRICA	478	46	30	ARGENTINA	3 895	913	555
USA	1 696 959	96 742	60 638	CYPRUS	1 200	317	197
CANADA	5 154	576	374	LEBANON	3 764	595	366
CUBA	59 744	2 047	1 221	SYRIA	8 707	1 550	975
NETHERLANDS	1 320 674	27 790	17 570	IRAQ	475	127	82
VENEZUELA	1 675 720	46 795	30 647	IRAN	2 067	686	415
BRAZIL	6 604	194	118	JORDAN	9 498	2 348	1 459
ARGENTINA	310 350	14 849	9 518	ISRAEL	21 746	3 971	2 456
SYRIA	106 193	1 789	1 052	SAUDI ARABIA	2 327	403	244
ISRAEL	89 837	3 676	2 175	KUWAIT	6 335	2 186	1 354
SAUDI ARABIA	2 340 314	98 362	62 659	QATAR	5 160	1 117	666
KUWAIT	2 339 832	70 835	42 333	ARAB EMIRAT	192	56	35
ARAB EMIRAT	292 064	10 452	6 661	OMAN	2 977	822	515
SOUTH YEMEN	33 189	831	488	NORTH YEMEN	365	149	87
INDIA	778 003	12 779	7 909	AFGHANISTAN	4 457	638	391
INDONESIA	244 355	10 387	6 962	PAKISTAN	385	60	35
JAPAN	50 902	5 309	3 159	INDIA	2 097	482	304
HONG KONG	69	80	51	BANGLADESH	4 828	1 206	770
SHIPS SUPPL	488	109	69	SRI LANKA	623	112	72
EXPORTS	92 814 020	3 615 131	2 256 757	MYANMAR	520	170	108
FRANCE	8 516 533	343 915	215 240	THAILAND	927	315	193
BELGIUM LUX	3 737 917	126 983	79 406	VIETNAM	13 073	2 538	1 573
NETHERLANDS	8 677 762	249 774	156 718	INDONESIA	330	140	86
ITALY	3 140 763	87 537	54 495	INDONESIA	7 866	1 745	1 074
UNITED KINGDOM	2 222 437	81 304	50 122	MALAYSIA	10 579	1 736	1 093
IRELAND	3 424	788	486	SINGAPORE	139 553	9 057	5 762
DENMARK	760 327	47 510	29 689	PHILIPPINES	13 922	1 985	1 214
GREECE	49 424	12 180	7 558	CHINA	5 800	1 452	902
PORTUGAL	23 127	4 490	2 814	NORTH KOREA	286	55	35
SPAIN	592 881	34 626	22 503	SOUTH KOREA	8 488	1 979	1 230
CANARY IS	3 690	379	231	JAPAN	96 400	14 878	9 278
335 RESIDUAL PETROL. PRODUCTS				TAIWAN	45 573	10 066	6 304
IMPORTS	41 173 724	1 293 465	804 192	HONG KONG	12 892	2 761	1 736
				AUSTRALIA	44 482	5 724	3 551
				NEW ZEALAND	3 417	454	281
				SHIPS SUPPL	24 751 646	899 488	563 448

6 IMPORTS AND EXPORTS (SPECIAL TRADE) BY GROUPS OF THE SITC-REV. III AND BY COUNTRIES OF PRODUCTION AND CONSUMPTION 1990

GROUP COUNTRY	DT = 100 KG	1 000 DM	1 000 \$	GROUP COUNTRY	DT = 100 KG	1 000 DM	1 000 \$
FRANCE	2 003 713	79 116	49 043	USA	209 940	24 796	15 502
BELGIUM LUX	2 559 637	85 801	53 376	CANADA	3 491	569	366
NETHERLANDS	11 758 990	484 225	302 160	MEXICO	2 476	589	369
ITALY	149 723	4 884	3 026	GUATEMALA	73 734	6 428	3 957
UNITED KINGDOM	1 830 596	74 029	45 852	HONDURAS	9 293	859	517
IRELAND	3 488	330	205	EL SALVADOR	6 590	614	380
DENMARK	416 699	12 916	8 119	COSTA RICA	19 575	1 899	1 183
PORTUGAL	594 212	28 280	17 682	CUBA	559	85	57
SPAIN	178 920	7 671	4 829	HAITI	1 103	112	72
CANARY IS	21 752	2 026	1 209	DOMINIC REP	56 375	5 015	3 103
NORWAY	52 976	2 174	1 416	JAMAICA	2 663	302	188
SWEDEN	247 090	11 378	7 038	TRINIDAD TOB	827	99	58
FINLAND	230	66	39	COLOMBIA	762	150	93
SWITZERLAND	21 728	2 598	1 617	VENEZUELA	109 848	5 141	3 198
AUSTRIA	285 056	12 618	7 754	ECUADOR	24 951	2 287	1 442
YUGOSLAVIA	352 813	14 932	8 963	PERU	6 992	882	528
TURKEY	25 053	1 611	951	BRAZIL	310 177	10 861	6 729
SOVIET UNION	1 275 436	37 687	23 482	CHILE	47 784	4 517	2 795
POLAND	2 890 707	58 794	36 505	BOLIVIA	425	67	41
CZECHOSLOVAKIA	650 210	21 275	13 218	URUGUAY	594	93	58
HUNGARY	603 494	32 615	20 306	ARGENTINA	6 588	1 149	725
BULGARIA	78 901	3 993	2 458	FALKLAND IS	482	93	62
EGYPT	309 609	10 950	6 784	CYPRUS	1 104	140	88
SOUTH AFRICA	171 136	27 494	16 979	LEBANON	2 715	283	177
USA	13 575 773	236 787	146 500	SYRIA	2 296	223	139
CANADA	109 260	7 548	4 744	IRAQ	753	93	55
BRAZIL	56 179	5 175	3 403	IRAN	126 836	5 693	3 622
ARGENTINA	591 914	10 861	6 721	ISRAEL	8 323	1 218	753
IRAQ	4 451	587	352	JORDAN	972	155	90
ISRAEL	5 117	461	288	SAUDI ARABIA	37 392	2 252	1 370
SAUDI ARABIA	14 881	1 077	648	KUWAIT	2 274	396	236
KUWAIT	12 411	386	231	BAHRAIN	51 771	1 692	1 006
INDONESIA	209 364	3 884	2 481	QATAR	1 224	91	55
MALAYSIA	9 224	207	124	ARAB EMIRAT	344	69	41
CHINA	25 794	2 368	1 538	OMAN	585	90	57
JAPAN	76 212	6 596	4 109	PAKISTAN	4 010	723	442
EXPORTS	19 803 196	856 736	531 698	INDIA	103 123	9 215	5 780
FRANCE	3 127 215	112 073	69 357	BANGLADESH	613	99	61
BELGIUM LUX	1 652 561	66 218	40 919	SRI LANKA	1 739	248	153
NETHERLANDS	4 622 278	160 429	99 592	NEPAL	554	77	50
ITALY	622 099	39 155	24 416	THAILAND	6 966	1 250	765
UNITED KINGDOM	202 005	13 589	8 322	INDONESIA	16 591	1 946	1 191
IRELAND	11 426	1 672	1 035	MALAYSIA	2 669	553	341
DENMARK	1 172 854	39 698	24 656	SINGAPORE	9 791	833	516
GREECE	26 226	2 840	1 749	PHILIPPINES	1 193	210	133
PORTUGAL	38 784	3 781	2 325	CHINA	9 186	1 620	1 060
SPAIN	215 329	11 141	6 836	NORTH KOREA	960	166	108
CANARY IS	1 592	170	105	SOUTH KOREA	23 023	2 244	1 379
ICELAND	11 843	722	453	JAPAN	3 385	865	532
FAROE IS	49 976	696	428	TAIWAN	8 439	1 452	911
NORWAY	234 084	10 432	6 409	HONG KONG	2 403	305	197
SWEDEN	322 644	21 590	13 457	AUSTRALIA	268 479	8 176	5 094
FINLAND	87 963	10 735	6 683	NEW ZEALAND	2 071	196	118
SWITZERLAND	2 099 547	66 227	41 207	342 LIQUEFIED PROPANE,BUTANE			
AUSTRIA	2 051 750	74 786	46 695	IMPORTS	6 198 273	227 870	144 130
MALTA	1 231	148	91	FRANCE	322 428	15 430	9 690
YUGOSLAVIA	364 889	18 373	11 324	BELGIUM LUX	818 600	28 772	18 031
TURKEY	26 615	2 975	1 855	NETHERLANDS	1 893 023	69 029	43 760
SOVIET UNION	485 183	28 382	17 648	ITALY	892	377	235
POLAND	35 058	3 556	2 208	UNITED KINGDOM	1 713 598	61 962	39 198
CZECHOSLOVAKIA	73 796	5 709	3 534	IRELAND	791	1 661	1 102
HUNGARY	4 859	388	243	DENMARK	21 016	616	388
ROMANIA	67 693	3 524	2 198	GREECE	423	79	47
BULGARIA	698	113	74	NORWAY	856 040	30 233	19 215
MOROCCO	25 282	2 515	1 545	SWEDEN	7 535	157	93
ALGERIA	18 169	1 896	1 128	SWITZERLAND	54 609	2 589	1 697
TUNISIA	7 362	745	466	AUSTRIA	1 352	65	43
LIBYA	1 308	123	82	SOVIET UNION	6 031	233	147
EGYPT	11 746	1 019	643	CZECHOSLOVAKIA	254 248	7 478	4 670
SUDAN	715	124	78	HUNGARY	4 245	198	119
MAURITANIA	2 028	310	189	ALGERIA	94 240	3 425	2 264
MALI	440	67	41	USA	65	113	72
SENEGAL	4 823	621	384	SAUDI ARABIA	149 125	5 447	3 355
GUINEA	1 140	138	84	EXPORTS	3 293 938	125 094	77 845
SIERRA LEONE	2 067	272	171	FRANCE	313 984	13 796	8 561
LIBERIA	1 256	194	117	BELGIUM LUX	78 154	3 192	1 955
IVORY COAST	10 594	1 198	730	NETHERLANDS	1 363 793	47 094	29 560
GHANA	193 671	5 993	3 796	ITALY	479 835	15 007	9 284
TOGO	419	67	42	UNITED KINGDOM	12 147	6 353	3 954
NIGERIA	52 915	7 314	4 490	DENMARK	35 337	1 443	901
CAMEROON	64 019	2 746	1 731	GREECE	3 285	203	124
GABON	2 011	267	169	NORWAY	204	96	58
ZAIRE	3 162	512	319	SWEDEN	198	554	351
RWANDA	4 782	673	405	FINLAND	59	252	159
ANGOLA	429	58	34	SWITZERLAND	347 344	11 406	7 068
ETHIOPIA	6 245	806	497	AUSTRIA	517 687	17 989	11 130
KENYA	24 255	3 383	2 076	YUGOSLAVIA	752	68	41
TANZANIA	5 402	856	558	POLAND	138 359	5 185	3 177
SEYCHELLES	570	83	51	SOUTH AFRICA	83	365	231
MAURITIUS	552	83	51	USA	275	278	168
ZAMBIA	2 192	306	187	CANADA	188	519	318
ZIMBABWE	1 921	219	134	ISRAEL	868	60	38
MALAWI	7 218	941	579				
SOUTH AFRICA	129 739	13 779	8 483				
SWAZILAND	5 945	664	410				

6 IMPORTS AND EXPORTS (SPECIAL TRADE) BY GROUPS OF THE SITC-REV. III AND BY COUNTRIES OF PRODUCTION AND CONSUMPTION 1990

GROUP COUNTRY	DT = 100 KG	1 000 DM	1 000 \$	GROUP COUNTRY	DT = 100 KG	1 000 DM	1 000 \$
JAPAN	374	1 031	643	AUSTRIA	27 319	2 825	1 724
343 NATURAL GAS				YUGOSLAVIA	8 697	1 048	633
IMPORTS	359 681 495	7 189 567	4 480 755	TURKEY	2 912	395	243
EXPORTS	10 673 222	309 603	192 779	POLAND	18 367	1 795	1 087
344 PETROLEUM GASES, NES				CZECHOSLOVA	2 497	387	235
IMPORTS	3 457 348	140 431	87 420	HUNGARY	8 202	627	376
FRANCE	541 730	22 745	14 064	ROMANIA	2 093	325	204
BELGIUM LUX	709 995	28 699	17 850	SUDAN	901	270	170
NETHERLANDS	818 781	36 840	23 229	NIGERIA	1 823	172	106
ITALY	56 982	2 513	1 490	ZAIRE	1 999	167	99
UNTD KINGDOM	103 758	4 052	2 559	BURUNDI	3 097	273	166
NORWAY	332 915	14 238	8 749	TANZANIA	36 597	3 151	1 944
SWEDEN	60 162	1 584	970	MOZAMBIQUE	17 196	1 283	753
SWITZERLAND	973	495	306	SOUTH AFRICA	2 162	363	223
AUSTRIA	5 005	235	139	USA	1 725	3 471	2 187
YUGOSLAVIA	113 662	4 088	2 479	MEXICO	1 214	2 879	1 772
POLAND	167 392	5 941	3 722	GUATEMALA	89	95	58
CZECHOSLOVA	160 772	5 486	3 430	COLOMBIA	213	84	53
HUNGARY	340 233	11 462	7 157	VENEZUELA	28	100	61
USA	44 906	2 037	1 268	BRAZIL	173	110	68
EXPORTS	1 632 241	45 981	28 546	CHILE	90	132	82
351 ELECTRIC CURRENT, MWH				ARGENTINA	33	90	57
IMPORTS	16 443 606	1 362 967	850 570	IRAN	53 834	5 184	3 210
FRANCE	1 730 196	92 609	60 969	ISRAEL	419	72	44
BELGIUM LUX	2 412	44 338	27 528	JORDAN	3 021	238	150
ITALY	0	48 240	29 813	PAKISTAN	115	111	66
SWITZERLAND	6 310 338	475 801	296 036	THAILAND	120	294	178
AUSTRIA	3 325 124	487 141	302 052	INDONESIA	80	51	31
EXPORTS	16 346 971	1 057 819	650 556	SOUTH KOREA	45	61	37
FRANCE	1 250 674	85 276	50 774	AUSTRALIA	100	85	49
SWITZERLAND	3 714 431	185 119	113 914	421 FIXED VEG.FAT,OILS, SOFT			
AUSTRIA	2 024 196	130 542	81 133	IMPORTS	4 064 082	425 838	265 230
ROMANIA	623 570	39 413	23 222	FRANCE	202 440	23 170	14 305
411 ANIMAL OILS AND FATS				BELGIUM LUX	364 958	34 839	21 787
IMPORTS	2 240 154	148 626	91 986	NETHERLANDS	2 060 074	175 664	109 826
FRANCE	107 410	12 246	7 584	ITALY	77 771	45 061	28 120
BELGIUM LUX	141 828	11 205	6 926	UNTD KINGDOM	955	232	145
NETHERLANDS	305 861	22 367	13 854	DENMARK	183 570	13 269	8 145
ITALY	147 479	19 107	11 889	GREECE	2 942	1 936	1 206
UNTD KINGDOM	20 598	8 210	5 092	PORTUGAL	678	337	211
IRELAND	2 868	315	196	SPAIN	44 369	7 976	5 106
DENMARK	205 276	10 833	6 645	SWEDEN	94 142	6 913	4 108
SPAIN	9 056	445	266	SWITZERLAND	95 422	10 967	6 776
CANARY IS	13 208	506	332	AUSTRIA	2 783	604	374
ICELAND	43 022	3 758	2 301	TURKEY	1 731	703	444
NORWAY	23 992	1 968	1 219	SOVIET UNION	1 028	89	54
SWEDEN	61 860	3 183	1 957	POLAND	136 603	10 405	6 300
SWITZERLAND	40 348	2 482	1 504	CZECHOSLOVA	11 615	905	535
AUSTRIA	57 246	2 535	1 560	HUNGARY	3 237	309	196
YUGOSLAVIA	1 479	75	47	MOROCCO	857	368	227
SOVIET UNION	48 098	2 229	1 382	SENEGAL	63 181	10 379	6 322
POLAND	15 504	575	366	GAMBIA	4 062	739	479
CZECHOSLOVA	28 047	1 129	679	SOUTH AFRICA	2 337	372	220
HUNGARY	33 808	3 319	2 069	USA	336 753	39 523	24 544
MOROCCO	15 235	583	345	MEXICO	24 035	3 527	2 140
SOUTH AFRICA	759	70	43	BRAZIL	54 194	6 764	4 369
USA	163 325	9 823	5 987	PARAGUAY	552	123	76
CANADA	27 056	1 682	997	ARGENTINA	250 797	24 298	15 174
PERU	171 800	5 862	3 498	INDONESIA	1 636	86	55
CHILE	237 678	9 099	5 716	SINGAPORE	225	163	98
ARGENTINA	776	155	96	PHILIPPINES	2 817	202	132
SINGAPORE	1 493	582	367	CHINA	32 211	4 774	3 076
JAPAN	306 316	12 539	7 996	JAPAN	54	49	30
TAIWAN	1 477	219	136	HONG KONG	177	131	79
NEW ZEALAND	7 095	1 478	908	AUSTRALIA	5 021	794	469
EXPORTS	2 978 783	196 873	121 868	EXPORTS	8 770 865	706 329	437 937
FRANCE	540 115	29 930	18 401	FRANCE	533 229	55 136	33 922
BELGIUM LUX	215 521	13 204	8 209	BELGIUM LUX	301 839	26 585	16 434
NETHERLANDS	1 247 955	65 733	40 748	NETHERLANDS	2 352 102	175 321	110 124
ITALY	198 125	13 910	8 659	ITALY	431 874	34 993	21 669
UNTD KINGDOM	165 423	16 773	10 396	UNTD KINGDOM	88 920	7 967	4 995
IRELAND	7 574	777	481	IRELAND	35 012	2 722	1 679
DENMARK	158 280	9 250	5 768	DENMARK	567 009	49 691	30 925
GREECE	3 963	731	450	GREECE	29 769	3 188	2 001
PORTUGAL	3 916	608	372	SPAIN	603	160	95
SPAIN	221 275	17 190	10 709	CANARY IS	34 715	2 910	1 748
NORWAY	3 187	318	192	ICELAND	1 262	158	98
SWEDEN	3 604	536	337	NORWAY	2 785	702	432
FINLAND	1 373	114	69	SWEDEN	326 003	24 977	15 719
SWITZERLAND	12 350	1 168	715	FINLAND	3 004	691	428
				SWITZERLAND	47 978	5 968	3 703
				AUSTRIA	254 403	23 386	14 543
				MALTA	2 369	382	229
				YUGOSLAVIA	35 953	3 232	1 934
				SOVIET UNION	196 577	13 149	8 174
				POLAND	81 790	9 160	5 993
				CZECHOSLOVA	4 718	436	284
				HUNGARY	25 458	3 053	1 841
				ROMANIA	428	87	51
				BULGARIA	10 922	987	625
				MOROCCO	55 664	4 684	2 813
				ALGERIA	91 704	6 381	3 895

6 IMPORTS AND EXPORTS (SPECIAL TRADE) BY GROUPS OF THE SITC-REV. III AND BY COUNTRIES OF PRODUCTION AND CONSUMPTION 1990

GROUP COUNTRY	DT = 100 KG	1 000 DM	1 000 \$	GROUP COUNTRY	DT = 100 KG	1 000 DM	1 000 \$
TUNISIA	30 000	1 960	1 287	IRELAND	5 442	535	332
EGYPT	3 594	504	330	DENMARK	59 069	6 267	3 873
SUDAN	12 676	1 614	955	GREECE	9 330	1 125	697
MAURITANIA	10 200	809	520	PORTUGAL	1 982	392	240
BURKINA FASO	1 150	133	89	SPAIN	1 152	656	405
NIGER	1 030	129	82	NORWAY	1 320	272	169
CAPE VERDE	2 702	324	200	SWEDEN	2 636	986	618
SENEGAL	35 000	2 905	1 717	FINLAND	2 151	643	390
GAMBIA	16 270	1 782	1 088	SWITZERLAND	26 120	4 729	2 952
GUINEA	24 206	3 019	1 815	AUSTRIA	35 905	5 356	3 327
SIERRA LEONE	14 560	1 755	1 108	YUGOSLAVIA	11 101	1 109	718
LIBERIA	17 299	2 026	1 269	TURKEY	1 767	474	290
GHANA	6 018	848	507	POLAND	1 341	223	138
TOGO	474	56	37	CZECHOSLOVA	9 638	1 511	905
BURUNDI	1 000	119	74	HUNGARY	709	300	197
ANGOLA	5 134	660	437	BULGARIA	1 212	149	93
ETHIOPIA	12 000	1 499	919	MOROCCO	2 198	306	190
SOMALIA	3 600	414	264	TUNISIA	9 319	1 010	597
KENYA	925	119	71	EGYPT	82	62	38
TANZANIA	1 241	143	94	NIGERIA	5 039	998	611
MOZAMBIQUE	22 848	3 020	1 800	TANZANIA	770	73	43
MAURITIUS	1 063	146	88	MAURITIUS	799	105	64
ZAMBIA	450	55	33	USA	142	66	39
ZIMBABWE	1 500	228	134	MEXICO	60	52	31
SOUTH AFRICA	30 008	2 361	1 406	CUBA	460	84	55
LESOTHO	4 150	520	331	COLOMBIA	210	56	34
USA	301 613	21 447	13 448	VENEZUELA	235	74	44
MEXICO	534 240	37 741	22 700	BRAZIL	99	70	43
GUATEMALA	20 386	1 626	993	ARGENTINA	280	99	59
HAITI	35 000	2 796	1 709	IRAN	1 839	331	199
JAMAICA	1 804	197	121	ISRAEL	880	181	109
TRINIDAD TOB	1 056	160	100	SAUDI ARABIA	497	71	45
PERU	10 715	1 052	620	KUWAIT	1 738	413	245
IRAQ	308	79	46	THAILAND	2 030	324	198
ISRAEL	4 694	891	538	INDONESIA	1 068	179	106
SAUDI ARABIA	34 879	3 740	2 290	SINGAPORE	8 431	1 190	750
KUWAIT	6 519	804	480	SOUTH KOREA	2 553	465	288
AFGHANISTAN	3 011	349	216				
PAKISTAN	25 533	3 203	2 077	431 ANIMAL, VEG. FATS, OILS, NES			
BANGLADESH	50 006	3 606	2 151	IMPORTS	4 297 779	342 125	212 348
THAILAND	486	121	75	FRANCE	229 058	15 667	9 657
INDONESIA	3 537	593	361	BELGIUM LUX	408 462	34 624	21 345
MALAYSIA	809	76	46	NETHERLANDS	1 306 473	105 547	65 728
SINGAPORE	1 746	214	130	ITALY	376 611	29 549	18 310
MONGOLIA	40 613	6 276	3 809	UNTD KINGDOM	238 587	22 878	14 227
CHINA	1 440 686	100 529	61 715	DENMARK	188 813	22 037	13 750
JAPAN	3 308	264	175	GREECE	1 581	81	47
TAIWAN	4 000	397	244	SPAIN	5 391	421	255
HONG KONG	449 002	34 969	21 655	NORWAY	43 120	5 461	3 393
AUSTRALIA	6 021	479	296	SWEDEN	154 414	13 790	8 575
NEW ZEALAND	12 500	989	639	FINLAND	25 386	2 931	1 809
FIJI	888	138	88	SWITZERLAND	70 735	2 812	1 763
				AUSTRIA	105 809	4 037	2 559
422 FIXED VEG. FAT, OILS, OTHER				YUGOSLAVIA	66 126	3 829	2 381
IMPORTS	7 902 906	607 634	376 608	SOVIET UNION	1 811	418	258
FRANCE	11 268	6 218	3 880	POLAND	114 600	4 856	3 015
BELGIUM LUX	41 491	6 097	3 768	CZECHOSLOVA	94 780	4 057	2 539
NETHERLANDS	723 704	74 156	46 122	HUNGARY	20 942	897	564
ITALY	94 886	27 915	17 478	BULGARIA	2 468	121	78
UNTD KINGDOM	2 178	2 366	1 487	MOROCCO	849	483	299
DENMARK	30 168	7 137	4 471	NIGERIA	1 829	87	52
SPAIN	152	120	78	CENT AFR REP	245	137	89
SWITZERLAND	632	769	472	ETHIOPIA	103	57	34
AUSTRIA	382	462	287	USA	34 547	4 728	2 886
TURKEY	1 728	380	228	CANADA	558	316	190
HUNGARY	141	198	122	MEXICO	1 576	740	461
IVORY COAST	677 304	36 153	22 169	BRAZIL	35 763	8 974	5 568
CAMEROON	51 533	2 407	1 487	CHILE	270	159	96
ZAIRE	15 529	1 152	688	ARGENTINA	29 969	1 698	1 009
SOUTH AFRICA	595	472	287	INDIA	7 331	1 709	1 067
USA	10 026	8 282	5 218	INDONESIA	101 987	5 399	3 350
CANADA	1 023	144	83	MALAYSIA	520 220	27 610	17 116
COLOMBIA	10 014	739	441	PHILIPPINES	87 108	9 221	5 650
BRAZIL	51 797	8 895	5 432	CHINA	10 297	4 051	2 499
PARAGUAY	4 883	753	457	JAPAN	1 091	274	169
ARGENTINA	259 258	30 760	18 829	AUSTRALIA	1 412	742	455
ISRAEL	100	220	133	NEW ZEALAND	201	116	68
INDIA	61 035	9 876	5 975	EXPORTS	5 382 577	530 569	328 623
INDONESIA	2 080 681	119 991	74 459	FRANCE	482 078	60 443	37 361
MALAYSIA	1 793 185	117 125	72 295	BELGIUM LUX	271 357	29 160	18 042
SINGAPORE	14 626	1 126	684	NETHERLANDS	1 745 194	129 624	80 469
PHILIPPINES	1 761 290	131 979	82 196	ITALY	220 341	36 502	22 458
CHINA	5 417	1 259	799	UNTD KINGDOM	271 188	31 778	19 614
JAPAN	220	242	149	IRELAND	9 215	867	530
PAPUA NEW G	171 455	8 813	5 502	DENMARK	1 276 750	78 774	48 697
SOLOMON IS	16 242	866	553	GREECE	48 737	6 838	4 238
FIJI	9 625	433	290	PORTUGAL	10 151	1 771	1 108
EXPORTS	822 769	111 042	66 509	SPAIN	46 924	7 301	4 500
FRANCE	106 480	13 886	8 577	NORWAY	7 344	1 826	1 134
BELGIUM LUX	45 544	6 402	3 919	SWEDEN	69 765	9 652	5 935
NETHERLANDS	197 659	23 846	14 736	FINLAND	3 868	944	578
ITALY	155 458	21 634	13 325	SWITZERLAND	59 621	11 231	6 977
UNTD KINGDOM	103 404	13 480	8 300	AUSTRIA	165 521	20 651	12 915

6 IMPORTS AND EXPORTS (SPECIAL TRADE) BY GROUPS OF THE SITC-REV. III AND BY COUNTRIES OF PRODUCTION AND CONSUMPTION 1990

GROUP COUNTRY	DT = 100 KG	1 000 DM	1 000 \$	GROUP COUNTRY	DT = 100 KG	1 000 DM	1 000 \$
MALTA	3 144	286	174	CZECHOSLOVAKIA	532 000	40 704	25 142
YUGOSLAVIA	46 187	7 942	4 900	HUNGARY	295 925	17 679	11 006
TURKEY	17 794	3 587	2 213	LIBYA	885 137	87 416	54 051
SOVIET UNION	14 170	2 113	1 290	SOUTH AFRICA	2 410	162	103
POLAND	44 899	5 290	3 288	USA	1 830 267	183 147	114 210
CZECHOSLOVAKIA	18 844	2 822	1 795	CANADA	141 734	11 875	7 538
HUNGARY	11 697	2 669	1 648	MEXICO	116 671	10 229	6 560
ROMANIA	17 343	2 305	1 440	PANAMA	1 302	163	101
BULGARIA	8 424	1 211	746	VENEZUELA	91 202	8 113	4 988
MOROCCO	7 403	1 181	732	BRAZIL	447 633	40 107	24 794
ALGERIA	1 590	307	192	ARGENTINA	71 144	7 158	4 438
TUNISIA	12 488	1 478	921	ISRAEL	544	227	140
LIBYA	5 876	730	444	SAUDI ARABIA	44 555	3 588	2 230
EGYPT	18 355	2 939	1 837	KUWAIT	10 650	728	438
MALI	12 044	1 135	702	INDIA	213	74	45
SENEGAL	393	60	37	CHINA	1 856	1 354	810
GAMBIA	13 366	904	558	JAPAN	71 017	20 103	12 456
SIERRA LEONE	2 218	125	81	TAIWAN	1 990	1 309	786
IVORY COAST	1 477	215	133	NEW ZEALAND	181	90	57
NIGERIA	1 360	289	174	UNID COUNTR	47 870	3 362	1 992
CAMEROON	483	85	50				
CENT AFR REP	1 080	88	53	EXPORTS	20 173 230	1 989 125	1 230 719
ZAIRE	1 000	159	98	FRANCE	2 041 255	211 305	130 996
ETHIOPIA	736	92	56	BELGIUM LUX	3 859 087	399 939	245 662
KENYA	1 228	192	117	NETHERLANDS	7 091 589	505 915	314 613
TANZANIA	17 067	1 281	790	ITALY	1 157 379	137 944	85 153
MAURITIUS	3 913	530	329	UNTD KINGDOM	1 391 949	124 897	77 485
ZAMBIA	857	79	47	IRELAND	27 932	3 077	1 886
ZIMBABWE	1 260	216	140	DENMARK	44 368	8 412	5 207
SOUTH AFRICA	14 468	1 306	828	GREECE	44 076	5 244	3 188
USA	17 241	5 630	3 458	PORTUGAL	397 474	39 253	24 991
CANADA	995	274	166	SPAIN	385 243	55 680	34 985
MEXICO	1 375	341	210	CANARY IS	43	61	39
GUATEMALA	1 628	225	142	ICELAND	186	93	54
HONDURAS	370	53	33	NORWAY	8 192	2 327	1 428
EL SALVADOR	1 394	235	150	SWEDEN	390 763	47 717	29 397
COSTA RICA	800	110	68	FINLAND	78 304	8 728	5 455
CUBA	308	47	30	SWITZERLAND	748 162	90 695	56 136
HAITI	338	73	43	AUSTRIA	907 439	84 927	52 490
JAMAICA	390	92	54	MALTA	388	115	70
BARBADOS	354	79	47	YUGOSLAVIA	53 799	9 051	5 574
TRINIDAD TOB	430	91	55	TURKEY	29 046	6 222	3 813
COLOMBIA	1 843	324	192	SOVIET UNION	191 922	14 659	9 112
VENEZUELA	2 978	489	307	POLAND	120 330	14 686	9 462
ECUADOR	1 694	287	182	CZECHOSLOVAKIA	33 539	6 161	3 849
PERU	437	81	49	HUNGARY	15 299	2 557	1 585
BRAZIL	2 615	396	241	ROMANIA	4 275	863	533
CHILE	2 550	412	250	BULGARIA	580	189	117
URUGUAY	201	55	31	MOROCCO	3 026	805	496
ARGENTINA	1 086	200	132	ALGERIA	3 286	619	389
CYPRUS	4 190	712	439	TUNISIA	8 083	1 225	747
LEBANON	2 759	422	266	LIBYA	2 345	733	435
SYRIA	6 753	933	601	EGYPT	15 310	1 561	958
IRAQ	3 322	1 085	644	BURKINA FASO	370	53	33
IRAN	195 572	21 561	13 536	SENEGAL	1 058	173	107
ISRAEL	9 216	1 737	1 077	GAMBIA	1 948	142	95
JORDAN	3 604	729	445	GUINEA	562	59	35
SAUDI ARABIA	30 738	5 431	3 358	IVORY COAST	1 959	762	477
KUWAIT	680	85	50	GHANA	3 157	723	457
ARAB EMIRAT	2 903	510	313	TOGO	229	59	35
PAKISTAN	3 213	623	387	NIGERIA	6 105	1 141	693
INDIA	2 230	406	250	CAMEROON	1 677	448	280
BANGLADESH	382	78	48	ZAIRE	676	151	94
THAILAND	17 367	2 637	1 637	RWANDA	99	74	50
INDONESIA	10 966	1 920	1 195	BURUNDI	125	84	54
MALAYSIA	2 603	484	299	ANGOLA	108	64	40
SINGAPORE	3 915	672	421	KENYA	4 246	400	240
PHILIPPINES	2 592	423	259	MOZAMBIQUE	300	137	90
CHINA	1 357	307	192	MADAGASCAR	1 205	159	97
SOUTH KOREA	5 043	1 394	866	MAURITIUS	358	131	80
JAPAN	14 216	4 931	3 030	ZIMBABWE	726	246	149
TAIWAN	2 353	423	265	SOUTH AFRICA	87 544	12 787	7 873
HONG KONG	16 080	2 618	1 618	USA	210 460	42 065	25 981
AUSTRALIA	9 539	1 491	913	CANADA	1 833	1 951	1 213
NEW ZEALAND	882	142	91	MEXICO	11 258	2 715	1 651
				GUATEMALA	442	205	122
				EL SALVADOR	1 492	165	103
				TRINIDAD TOB	210	96	59
				COLOMBIA	2 864	770	466
				VENEZUELA	686	421	257
				ECUADOR	697	234	143
				PERU	1 071	302	187
				BRAZIL	42 494	10 742	6 657
				CHILE	11 091	2 066	1 219
				ARGENTINA	31 016	3 090	1 877
				CYPRUS	1 598	253	152
				LEBANON	1 028	192	119
				SYRIA	1 110	320	190
				IRAQ	321	215	134
				IRAN	21 689	4 469	2 710
				ISRAEL	113 638	17 526	11 183
				JORDAN	1 970	307	187
				SAUDI ARABIA	28 728	6 060	3 771
				KUWAIT	3 571	801	475
				BAHRAIN	1 498	391	235
				QATAR	543	75	46
511 HYDROCARBONS,NES,DERIVTS							
IMPORTS	28 592 589	2 620 694	1 624 180				
FRANCE	1 434 193	173 640	107 339				
BELGIUM LUX	2 459 950	227 533	140 752				
NETHERLANDS	13 117 684	1 166 081	721 485				
ITALY	1 328 172	134 182	82 809				
UNTD KINGDOM	2 866 145	238 891	148 621				
DENMARK	2 196	664	416				
PORTUGAL	85 855	7 733	4 805				
SPAIN	716 870	50 076	37 373				
NORWAY	372 500	35 070	22 129				
SWEDEN	105 870	4 317	2 653				
FINLAND	98 494	9 124	5 745				
SWITZERLAND	311 878	30 618	19 192				
AUSTRIA	105 669	8 987	5 593				
YUGOSLAVIA	31 291	2 130	1 309				
TURKEY	30 064	2 420	1 476				
SOVIET UNION	777 835	69 853	43 318				
POLAND	152 856	11 637	7 188				

6 IMPORTS AND EXPORTS (SPECIAL TRADE) BY GROUPS OF THE SITC-REV. III AND BY COUNTRIES OF PRODUCTION AND CONSUMPTION 1990

GROUP COUNTRY	DT = 100 KG	1 000 DM	1 000 \$	GROUP COUNTRY	DT = 100 KG	1 000 DM	1 000 \$
ARAB EMIRAT	4 608	794	480	SWEDEN	192 976	34 342	21 247
OMAN	946	229	137	FINLAND	98 936	16 549	10 283
NORTH YEMEN	1 270	107	68	SWITZERLAND	574 227	129 802	80 596
SOUTH YEMEN	330	81	48	AUSTRIA	289 412	42 683	26 418
PAKISTAN	6 186	967	601	ANDORRA		85	53
INDIA	23 629	4 610	2 897	YUGOSLAVIA	107 080	22 233	13 672
BANGLADESH	210	72	44	TURKEY	103 407	19 630	12 232
SRI LANKA	308	111	72	SOVIET UNION	72 095	26 267	16 415
NEPAL	160	61	36	POLAND	73 612	14 843	9 224
MYANMAR	184	53	34	CZECHOSLOVA	106 080	22 163	13 659
THAILAND	12 720	3 159	1 970	HUNGARY	61 746	11 640	7 210
INDONESIA	7 718	2 776	1 722	ROMANIA	44 798	11 149	6 897
MALAYSIA	7 410	2 069	1 276	BULGARIA	4 571	1 466	902
SINGAPORE	8 426	2 686	1 645	ALBANIA	166	54	36
PHILIPPINES	7 688	1 746	1 082	MOROCCO	5 977	1 479	918
MONGOLIA	3 010	226	139	ALGERIA	8 984	2 041	1 332
CHINA	222 594	24 095	14 781	TUNISIA	1 431	523	321
SOUTH KOREA	50 280	8 457	5 181	LIBYA	214	91	56
JAPAN	73 586	20 143	12 349	EGYPT	10 016	2 890	1 801
TAIWAN	42 172	10 924	6 731	SENEGAL	380	121	73
HONG KONG	32 856	5 044	3 078	IVORY COAST	1 724	568	352
AUSTRALIA	6 413	1 075	674	GHANA	159	76	43
NEW ZEALAND	107	60	34	Togo	300	474	310
512 ALCOHOL, PHENOL, ETC. DERIV				NIGERIA	18 699	7 597	4 720
IMPORTS	11 944 382	1 100 463	682 632	CAMEROON	6 929	1 784	1 093
FRANCE	1 326 476	250 509	155 247	ZAIRE	1 808	656	400
BELGIUM LUX	643 464	81 484	50 498	RWANDA	555	157	96
NETHERLANDS	6 066 486	294 898	183 470	KENYA	7 498	1 524	945
ITALY	457 827	73 469	45 586	TANZANIA	322	129	79
UNITED KINGDOM	597 497	95 449	59 062	MADAGASCAR	565	98	58
IRELAND	107	148	92	MAURITIUS	631	213	129
DENMARK	971	217	141	ZAMBIA	27	52	31
GREECE	456	120	78	ZIMBABWE	1 378	431	273
PORTUGAL	82	90	54	MALAWI	179	64	40
SPAIN	93 971	25 188	15 636	SOUTH AFRICA	87 703	16 046	9 907
NORWAY	4 909	604	368	SWAZILAND	253	67	44
SWEDEN	67 275	15 546	9 665	USA	752 428	197 570	121 520
FINLAND	32 295	4 475	2 741	CANADA	18 673	3 918	2 416
SWITZERLAND	115 117	31 104	19 300	MEXICO	27 671	9 726	5 929
AUSTRIA	1 428	364	222	GUATEMALA	1 031	582	357
YUGOSLAVIA	38 959	1 175	738	HONDURAS	247	160	97
TURKEY	8 565	1 889	1 109	EL SALVADOR	1 841	397	242
SOVIET UNION	714 696	21 316	13 312	NICARAGUA	85	101	59
POLAND	92 893	8 747	5 436	COSTA RICA	1 452	470	292
CZECHOSLOVA	75 812	11 440	7 048	PANAMA	325	86	48
HUNGARY	9 706	1 554	944	CUBA	3 488	1 660	1 011
ROMANIA	1 589	567	369	DOMINIC REP	1 947	471	294
BULGARIA	648	225	133	JAMAICA	100	152	93
LIBYA	27 487	504	307	NETH ANTILL	23	78	48
EGYPT	15 831	1 380	841	COLOMBIA	31 904	5 782	3 643
SENEGAL	5 470	574	341	VENEZUELA	108 967	14 717	9 322
IVORY COAST	9 977	1 343	802	ECUADOR	2 294	906	556
GHANA	13 974	1 205	750	PERU	779	678	406
NIGERIA	24 329	2 485	1 488	BRAZIL	91 136	31 542	19 799
CAMEROON	649	94	59	CHILE	2 572	1 182	720
SOUTH AFRICA	8 253	9 031	5 477	BOLIVIA	413	178	112
USA	370 670	65 706	40 815	PARAGUAY	732	212	129
CANADA	15 078	1 986	1 332	URUGUAY	742	339	212
MEXICO	1 882	1 115	686	ARGENTINA	20 952	7 334	4 594
GUYANA	1 347	174	116	CYPRUS	1 104	172	104
BRAZIL	23 080	4 431	2 740	LEBANON	115	62	39
CHILE	452 252	10 088	6 285	SYRIA	1 988	769	472
PARAGUAY	20	86	51	IRAQ	1 442	367	223
ARGENTINA	8 630	718	422	IRAN	157 561	24 828	15 270
ISRAEL	792	649	388	ISRAEL	83 969	18 442	11 438
SAUDI ARABIA	356 935	11 648	7 201	JORDAN	3 761	869	550
INDIA	4 382	2 518	1 529	SAUDI ARABIA	5 624	1 160	722
INDONESIA	13 984	1 374	842	KUWAIT	3 357	737	440
MALAYSIA	18 160	1 429	910	QATAR	341	181	110
SINGAPORE	647	2 924	1 841	ARAB EMIRAT	1 296	323	202
PHILIPPINES	65 052	9 326	5 739	NORTH YEMEN	515	118	77
CHINA	12 315	16 882	10 445	AFGHANISTAN	505	167	104
SOUTH KOREA	1 831	363	233	PAKISTAN	21 890	2 576	1 620
JAPAN	34 720	28 736	17 863	INDIA	64 581	19 351	12 054
TAIWAN	833	485	299	BANGLADESH	3 979	630	390
HONG KONG	211	128	76	SRI LANKA	917	396	250
NEW ZEALAND	102 262	2 090	1 242	NEPAL	122	105	65
UNIT COUNTR	1 810	342	220	THAILAND	50 568	7 837	4 863
EXPORTS	15 160 107	2 634 543	1 632 978	VIETNAM	271	248	148
FRANCE	1 694 321	280 268	173 784	INDONESIA	22 743	5 227	3 274
BELGIUM LUX	1 612 492	247 977	154 448	MALAYSIA	19 205	4 366	2 716
NETHERLANDS	3 312 817	446 730	277 168	SINGAPORE	32 167	9 838	6 112
ITALY	1 586 950	275 889	170 649	PHILIPPINES	11 468	1 617	996
UNITED KINGDOM	1 110 721	204 169	126 648	CHINA	87 838	25 650	15 738
IRELAND	56 854	9 888	6 158	SOUTH KOREA	163 714	30 100	18 693
DENMARK	261 097	44 654	27 677	JAPAN	465 038	96 551	59 812
GREECE	38 039	9 042	5 545	TAIWAN	778 059	78 463	48 570
PORTUGAL	70 622	10 551	6 551	HONG KONG	17 795	5 231	3 230
SPAIN	331 808	75 717	46 780	AUSTRALIA	33 502	8 159	5 035
CANARY IS	314	266	167	NEW ZEALAND	2 294	973	596
ICELAND	241	98	56	513 CARBOXYLIC ACIDS, DERIVTS			
NORWAY	89 085	15 057	9 369	IMPORTS	8 443 298	1 813 352	1 126 762
				FRANCE	2 026 180	435 572	270 148
				BELGIUM LUX	1 609 260	249 773	155 281

6 IMPORTS AND EXPORTS (SPECIAL TRADE) BY GROUPS OF THE SITC-REV. III AND BY COUNTRIES OF PRODUCTION AND CONSUMPTION 1990

GROUP COUNTRY	DT = 100 KG	1 000 DM	1 000 \$	GROUP COUNTRY	DT = 100 KG	1 000 DM	1 000 \$
NETHERLANDS	1 539 051	279 981	173 646	USA	477 234	124 680	77 019
ITALY	499 630	123 236	76 456	CANADA	41 132	48 585	28 967
UNITED KINGDOM	816 939	180 563	112 192	MEXICO	45 259	14 336	8 824
IRELAND	155 800	36 480	22 561	GUATEMALA	1 835	752	461
DENMARK	32 901	6 916	4 307	HONDURAS	200	69	43
PORTUGAL	1 864	1 272	786	EL SALVADOR	650	269	159
SPAIN	137 811	36 786	22 923	COSTA RICA	2 334	458	279
NORWAY	5 373	2 550	1 585	PANAMA	315	155	98
SWEDEN	72 343	17 403	10 844	CUBA	2 997	1 143	725
FINLAND	22 984	2 500	1 563	HAITI	670	134	82
SWITZERLAND	108 589	97 743	60 833	BAHAMAS	288	64	39
AUSTRIA	230 766	46 617	29 113	DOMINIC REP	2 113	522	311
MALTA	105	236	138	BARBADOS	36	323	200
YUGOSLAVIA	34 015	2 906	1 884	TRINIDAD TOB	145	85	54
TURKEY	1 747	343	213	NETH ANTILL	852	312	190
SOVIET UNION	20 551	2 534	1 570	COLOMBIA	16 010	6 205	3 825
POLAND	110 483	14 133	8 950	VENEZUELA	10 344	3 374	2 104
CZECHOSLOVAKIA	74 548	13 107	8 201	ECUADOR	2 133	5 292	3 243
HUNGARY	36 364	4 913	3 065	PERU	6 126	3 564	2 139
ROMANIA	11 427	3 222	1 999	BRAZIL	49 474	18 475	11 491
BULGARIA	1 510	389	240	CHILE	17 845	4 083	2 533
EGYPT	275	178	108	BOLIVIA	1 877	392	239
SOUTH AFRICA	598	443	275	PARAGUAY	1 071	248	156
USA	610 160	151 498	94 547	URUGUAY	9 687	1 631	1 019
CANADA	21 197	3 780	2 344	ARGENTINA	38 505	8 238	5 112
MEXICO	2 968	724	442	CYPRUS	1 830	694	435
PANAMA	17	635	409	LEBANON	528	151	97
PERU	120	50	32	SYRIA	5 290	1 362	857
BRAZIL	8 756	1 822	1 114	IRAQ	7 850	1 731	1 028
ARGENTINA	4 661	2 120	1 322	IRAN	131 982	23 761	14 477
IRAN	4 904	578	387	ISRAEL	124 631	27 277	16 896
INDIA	8 684	2 316	1 446	JORDAN	887	509	311
INDONESIA	7 936	1 516	920	SAUDI ARABIA	7 209	1 733	1 068
MALAYSIA	8 304	1 090	683	KUWAIT	1 522	377	225
PHILIPPINES	884	194	115	QATAR	447	863	531
CHINA	60 465	21 654	13 374	ARAB EMIRAT	4 046	790	509
SOUTH KOREA	7 570	2 012	1 263	OMAN	102	77	48
JAPAN	109 963	53 833	33 396	NORTH YEMEN	99	84	52
TAIWAN	11 418	2 900	1 837	AFGHANISTAN	114	86	51
HONG KONG	1 113	749	463	PAKISTAN	124 638	15 731	9 698
NEW ZEALAND	98	465	284	INDIA	166 225	32 558	20 218
UNITED COUNTRY	1 875	308	200	BANGLADESH	27 066	3 655	2 252
EXPORTS	13 123 669	2 881 441	1 783 903	SRI LANKA	3 095	735	447
FRANCE	1 448 461	381 903	236 616	NEPAL	1 267	221	140
BELGIUM LUX	1 075 251	190 835	118 416	MYANMAR	84	60	40
NETHERLANDS	2 382 869	370 131	229 466	THAILAND	54 179	8 056	4 994
ITALY	1 306 309	291 879	180 787	INDONESIA	41 244	9 951	6 181
UNITED KINGDOM	1 061 658	270 267	167 325	MALAYSIA	25 477	3 172	1 983
IRELAND	77 610	14 458	9 015	SINGAPORE	85 164	12 173	7 609
DENMARK	144 445	30 488	18 865	PHILIPPINES	21 437	4 980	3 053
GREECE	124 555	22 994	14 232	CHINA	99 266	14 321	8 850
PORTUGAL	44 399	11 163	6 946	SOUTH KOREA	185 004	36 171	22 541
SPAIN	443 223	143 177	88 278	JAPAN	210 762	63 964	39 778
CANARY IS	196	134	85	TAIWAN	93 721	18 653	11 567
ICELAND	1 019	200	124	HONG KONG	184 095	25 577	15 879
NORWAY	222 424	22 278	13 826	AUSTRALIA	41 567	33 488	20 862
SWEDEN	214 857	41 225	25 636	NEW ZEALAND	8 649	1 543	968
FINLAND	106 868	22 727	14 068	514 NITROGEN-FUNCT.COMPOUNDS			
SWITZERLAND	875 249	186 932	115 819	IMPORTS	6 397 271	3 020 101	1 875 162
AUSTRIA	261 110	62 847	38 902	FRANCE	1 793 659	554 616	344 751
MALTA	186	101	65	BELGIUM LUX	1 519 732	421 507	261 756
YUGOSLAVIA	135 187	30 795	19 092	NETHERLANDS	858 692	195 605	120 591
TURKEY	156 310	40 091	24 850	ITALY	158 684	360 013	222 487
SOVIET UNION	159 255	40 093	24 469	UNITED KINGDOM	318 774	542 454	337 980
POLAND	30 894	9 770	6 202	IRELAND	15 508	28 954	18 487
CZECHOSLOVAKIA	44 792	18 957	11 745	DENMARK	7 295	5 027	3 128
HUNGARY	61 264	17 147	10 596	PORTUGAL	1 065	284	188
ROMANIA	14 755	5 731	3 511	SPAIN	40 478	20 838	13 080
BULGARIA	12 517	3 658	2 245	NORWAY	19 642	76 846	47 777
ALBANIA	831	256	160	SWEDEN	50 116	30 040	18 605
MOROCCO	35 096	5 577	3 467	FINLAND	2 365	4 775	2 939
ALGERIA	67 131	13 457	8 531	SWITZERLAND	63 792	243 995	152 423
TUNISIA	11 784	3 896	2 476	AUSTRIA	693 577	79 135	48 832
LIBYA	8 418	1 743	1 158	YUGOSLAVIA	48 091	19 062	11 731
EGYPT	65 438	10 836	6 764	TURKEY	16 481	3 238	1 978
MALI	3 696	624	387	SOVIET UNION	8 609	1 033	690
BURKINA FASO	907	127	75	POLAND	85 103	12 207	7 750
SENEGAL	6 596	864	517	CZECHOSLOVAKIA	40 428	14 918	9 301
LIBERIA	1 078	113	66	HUNGARY	21 580	11 821	7 404
IVORY COAST	25 059	3 272	2 020	EGYPT	30	67	40
TOGO	235	165	101	SOUTH AFRICA	253	236	143
NIGERIA	37 210	5 698	3 540	USA	347 451	169 509	104 617
CAMEROON	893	142	87	CANADA	10 035	1 824	1 123
ZAIRE	6 252	945	569	MEXICO	8 183	3 459	2 108
RWANDA	86	62	38	GUYANA	2	54	35
ANGOLA	1 567	463	278	BRAZIL	46 132	12 927	7 971
ETHIOPIA	743	140	84	CHILE	192	66	40
KENYA	6 753	1 385	850	ARGENTINA	25 949	3 701	2 244
UGANDA	216	90	56	ISRAEL	7 155	8 388	5 095
TANZANIA	509	213	132	INDIA	13 945	16 312	10 012
MOZAMBIQUE	508	102	65	THAILAND	2 726	746	471
REUNION	866	259	167	INDONESIA	3 997	1 281	824
MAURITIUS	1 368	467	291	CHINA	14 539	11 119	6 851
ZIMBABWE	1 054	379	227	SOUTH KOREA	20 731	13 474	8 408
SOUTH AFRICA	43 642	11 860	7 381				

6 IMPORTS AND EXPORTS (SPECIAL TRADE) BY GROUPS OF THE SITC-REV. III AND BY COUNTRIES OF PRODUCTION AND CONSUMPTION 1990

GROUP COUNTRY	DT = 100 KG	1 000 DM	1 000 \$	GROUP COUNTRY	DT = 100 KG	1 000 DM	1 000 \$
JAPAN	119 124	145 341	90 018	QATAR	1 063	511	321
TAIWAN	12 673	4 337	2 748	ARAB EMIRAT	2 329	1 078	649
HONG KONG	325	746	445	OMAN	2 238	726	449
EXPORTS	6 705 479	4 142 492	2 560 368	NORTH YEMEN	5 834	1 820	1 145
FRANCE	916 499	375 679	232 229	AFGHANISTAN	12 32	113	74
BELGIUM LUX	566 216	200 998	123 878	PAKISTAN	12 561	6 943	4 265
NETHERLANDS	954 359	709 479	438 277	INDIA	50 708	50 272	31 175
ITALY	560 406	299 977	185 167	BANGLADESH	600	509	310
UNTD KINGDOM	455 321	227 484	140 330	SRI LANKA	974	470	289
IRELAND	19 021	27 546	17 048	MYANMAR	118	334	202
DENMARK	61 470	23 357	14 462	THAILAND	38 038	16 794	10 442
GREECE	25 197	16 961	10 441	INDONESIA	21 512	22 121	13 716
PORTUGAL	31 013	19 154	11 838	MALAYSIA	8 670	5 661	3 446
SPAIN	235 900	156 323	96 598	SINGAPORE	20 334	8 195	4 991
CANARY IS	123	109	69	PHILIPPINES	14 605	6 668	4 062
ICELAND	789	573	355	CHINA	133 420	45 919	28 837
NORWAY	23 613	10 923	6 801	SOUTH KOREA	69 812	51 258	31 559
SWEDEN	73 522	31 946	19 861	JAPAN	272 672	233 466	144 892
FINLAND	64 556	20 408	12 684	TAIWAN	103 606	42 818	26 466
SWITZERLAND	489 123	409 769	254 000	HONG KONG	22 510	11 677	7 200
AUSTRIA	92 715	56 342	34 861	AUSTRALIA	27 067	13 567	8 359
MALTA	300	448	277	NEW ZEALAND	5 309	2 006	1 236
YUGOSLAVIA	32 995	46 293	28 839	515' ORGANO-INORGANIC COMPNDS			
TURKEY	73 740	58 613	35 725	IMPORTS	2 502 075	2 441 609	1 515 192
SOVIET UNION	125 309	61 419	37 954	FRANCE	323 633	211 104	130 614
POLAND	10 188	9 720	6 087	BELGIUM LUX	844 512	304 342	188 633
CZECHOSLOVA	27 305	19 273	11 789	NETHERLANDS	403 338	147 457	91 607
HUNGARY	31 648	23 848	14 705	ITALY	83 905	82 699	51 864
ROMANIA	10 261	7 361	4 503	UNTD KINGDOM	176 395	250 895	157 293
BULGARIA	3 411	2 585	1 548	IRELAND	7 339	70 536	43 627
ALBANIA	288	81	49	DENMARK	19 286	14 297	8 790
MOROCCO	2 879	1 120	705	GREECE		209	125
ALGERIA	8 291	2 333	1 433	SPAIN	28 018	45 657	28 390
TUNISIA	2 486	1 035	631	NORWAY	1 600	3 969	2 467
LIBYA	2 569	1 780	1 098	SWEDEN	4 575	8 400	5 202
EGYPT	9 108	7 926	4 929	FINLAND	1 721	3 168	1 960
MAURITANIA	350	232	153	SWITZERLAND	56 384	378 605	234 666
MALI	86	190	114	AUSTRIA	80 871	28 022	17 598
NIGER	99	232	145	YUGOSLAVIA	18 911	4 897	3 015
SENEGAL	1 259	559	338	TURKEY	3 450	995	614
IVORY COAST	533	1 356	860	SOVIET UNION	12 966	7 102	4 384
GHANA	2 185	9 307	5 884	POLAND	56 547	15 648	9 696
TOGO	632	2 183	1 318	CZECHOSLOVA	4 969	3 042	1 896
BENIN	125	123	76	HUNGARY	19 677	18 864	11 816
NIGERIA	20 749	10 240	6 372	ROMANIA	4 621	1 517	954
CAMEROON	911	1 608	963	BULGARIA	10 937	2 527	1 544
CONGO	124	121	72	EGYPT	9	87	53
ZAIRE	1 404	2 423	1 535	SOUTH AFRICA	805	439	260
BURUNDI	925	691	418	USA	122 143	461 705	286 439
ANGOLA	1 175	716	461	CANADA	967	2 979	1 812
ETHIOPIA	632	509	306	MEXICO	4 512	3 333	2 050
SOMALIA	125	77	45	BAHAMAS		81	49
KENYA	3 089	1 443	893	BRAZIL	4 920	10 560	6 311
UGANDA	1 219	445	269	CHILE	57	91	60
TANZANIA	1 648	1 345	863	BOLIVIA	1	91	54
MOZAMBIQUE	602	601	359	ARGENTINA	11	248	147
MADAGASCAR	68	157	100	CYPRUS	5	147	90
MAURITIUS	692	632	385	ISRAEL	3 574	2 455	1 534
ZAMBIA	1 053	598	374	SAUDI ARABIA	41 020	9 456	5 858
ZIMBABWE	686	493	299	INDIA	11 879	21 250	13 148
SOUTH AFRICA	44 958	21 801	13 484	INDONESIA	398	485	298
USA	343 828	393 402	241 890	SINGAPORE	148	25 579	15 649
CANADA	187 398	37 533	23 307	CHINA	47 107	58 817	36 408
MEXICO	20 063	39 769	24 364	SOUTH KOREA	5 062	3 725	2 284
GUATEMALA	2 400	4 524	2 744	JAPAN	92 984	230 664	142 908
HONDURAS	166	126	76	TAIWAN	2 300	4 873	3 148
EL SALVADOR	502	1 424	859	HONG KONG	456	491	317
COSTA RICA	355	242	149	EXPORTS	2 643 353	3 817 623	2 362 704
PANAMA	80	107	63	FRANCE	242 600	327 115	202 839
CUBA	267	631	386	BELGIUM LUX	147 010	168 980	104 540
BAHAMAS	250	523	334	NETHERLANDS	241 842	146 389	90 135
DOMINIC REP	203	283	169	ITALY	368 750	417 174	257 955
JAMAICA	211	112	72	UNTD KINGDOM	169 482	178 388	110 560
BARBADOS	46	421	270	IRELAND	14 702	32 466	20 566
TRINIDAD TOB	275	82	51	DENMARK	17 435	18 939	11 695
COLOMBIA	17 947	15 698	9 589	GREECE	12 735	26 839	16 472
VENEZUELA	9 254	7 036	4 347	PORTUGAL	6 705	27 322	16 857
ECUADOR	1 217	4 114	2 532	SPAIN	79 995	144 657	89 272
PERU	2 160	3 207	1 932	ICELAND	96	160	97
BRAZIL	92 026	101 261	62 913	NORWAY	7 906	11 921	7 404
CHILE	4 301	3 726	2 285	SWEDEN	16 717	18 630	11 556
BOLIVIA	229	234	149	FINLAND	6 679	6 599	4 102
PARAGUAY	700	300	191	SWITZERLAND	219 167	265 249	163 791
URUGUAY	1 360	1 717	1 047	AUSTRIA	54 832	55 857	34 609
ARGENTINA	19 088	26 303	16 299	ANDORRA	3	263	160
CYPRUS	376	344	208	MALTA	52	198	122
LEBANON	844	400	247	YUGOSLAVIA	36 112	59 799	36 759
SYRIA	6 220	1 885	1 182	TURKEY	21 540	55 947	34 246
IRAQ	8 014	2 235	1 329	SOVIET UNION	42 184	51 729	31 476
IRAN	72 261	31 148	19 845	POLAND	15 076	16 383	10 335
ISRAEL	56 664	35 992	21 921	CZECHOSLOVA	21 997	22 951	13 954
JORDAN	3 703	1 116	682	HUNGARY	32 529	29 670	18 334
SAUDI ARABIA	31 817	11 716	7 335				
KUWAIT	9 754	2 974	1 769				
BAHRAIN	951	244	150				

6 IMPORTS AND EXPORTS (SPECIAL TRADE) BY GROUPS OF THE SITC-REV. III AND BY COUNTRIES OF PRODUCTION AND CONSUMPTION 1990

GROUP COUNTRY	DT = 100 KG	1 000 DM	1 000 \$	GROUP COUNTRY	DT = 100 KG	1 000 DM	1 000 \$
ROMANIA	8 374	5 152	3 155	GREECE	61	259	154
BULGARIA	1 844	2 956	1 785	PORTUGAL	313	649	397
ALBANIA	250	177	111	SPAIN	74 946	14 074	8 651
MOROCCO	554	3 705	2 306	NORWAY	5 441	9 964	6 199
ALGERIA	278	157	96	SWEDEN	45 011	16 387	10 202
TUNISIA	269	402	255	FINLAND	140 504	20 265	12 581
LIBYA	20 113	4 483	2 760	SWITZERLAND	41 355	260 073	164 904
EGYPT	1 999	13 305	8 264	AUSTRIA	126 371	19 336	12 052
SUDAN	46	99	64	MALTA	64	104	62
MAITI	653	1 153	755	YUGOSLAVIA	30 503	1 893	1 154
BURKINA FASO	114	74	48	TURKEY	2 635	121	81
SENEGAL	66	118	69	SOVIET UNION	7 990	1 262	765
IVORY COAST	1 651	3 987	2 497	POLAND	9 293	1 640	1 018
GHANA	187	112	72	CZECHOSLOVA	23 692	4 135	2 611
NIGERIA	3 574	5 563	3 497	HUNGARY	19 304	1 810	1 115
ZAIRE	86	265	168	ROMANIA	10 563	922	562
BURUNDI	1 519	3 156	2 083	BULGARIA	225	152	95
ETHIOPIA	150	376	226	ZAIRE	67	513	316
KENYA	620	926	585	SOUTH AFRICA	5	1 815	1 126
UGANDA	88	214	127	USA	209 246	95 870	59 223
TANZANIA	88	202	119	CANADA	20	254	155
MOZAMBIQUE	309	262	163	MEXICO	190	3 871	2 367
MAURITIUS	86	93	58	NETH ANTILL		5 455	3 392
ZAMBIA	52	127	76	BRAZIL	10 156	4 501	2 762
ZIMBABWE	1 263	3 129	1 963	CHILE	78	139	83
SOUTH AFRICA	28 457	27 773	17 301	ARGENTINA	9 416	2 663	1 697
BOTSWANA	72	70	42	ISRAEL	13 405	5 771	3 513
SWAZILAND	98	1 598	981	SAUDI ARABIA	10 192	781	466
USA	279 342	664 480	412 267	INDIA	8 042	8 610	5 346
CANADA	15 219	45 356	27 485	THAILAND	160	1 910	1 172
MEXICO	20 525	66 057	40 314	INDONESIA	286	168	100
GUATEMALA	2 402	5 864	3 558	SINGAPORE	5 475	1 188	725
HONDURAS	449	201	123	CHINA	8 965	6 433	4 018
EL SALVADOR	515	6 410	3 962	SOUTH KOREA	264	312	203
NICARAGUA	2 290	1 966	1 200	JAPAN	45 739	55 507	34 357
COSTA RICA	900	1 783	1 094	TAIWAN	1 769	3 994	2 484
PANAMA	90	522	316	AUSTRALIA	20	50	31
CUBA	2 185	1 500	933	EXPORTS	10 303 106	2 379 301	1 473 287
HAITI	15	46	31	FRANCE	964 138	227 921	141 032
BAHAMAS	940	6 632	4 117	BELGIUM LUX	1 981 151	325 545	201 266
DOMINIC REP	1 980	955	591	NETHERLANDS	3 172 123	473 926	294 008
COLOMBIA	7 588	20 045	12 241	ITALY	830 405	195 631	121 008
VENEZUELA	3 155	10 031	6 187	UNITD KINGDOM	798 589	164 527	101 911
SURINAME	188	105	65	IRELAND	30 053	11 677	7 234
ECUADOR	1 245	4 885	3 013	DENMARK	103 817	20 205	12 528
PERU	1 085	6 048	3 655	GREECE	9 056	4 896	3 046
BRAZIL	75 622	105 465	65 332	PORTUGAL	23 893	7 789	4 811
CHILE	5 862	6 334	3 888	SPAIN	167 006	62 434	38 520
BOLIVIA	312	529	328	ICELAND	204	132	85
PARAGUAY	631	1 796	1 111	NORWAY	33 913	12 054	7 446
URUGUAY	1 750	9 787	5 873	SWEDEN	147 533	29 400	18 172
ARGENTINA	14 913	30 379	19 139	FINLAND	21 619	10 431	6 414
CYPRUS	162	209	130	SWITZERLAND	664 649	196 700	121 929
LEBANON	26	97	58	AUSTRIA	234 088	41 733	25 917
SYRIA	562	905	542	MALTA	95	209	127
IRAQ	108	193	118	YUGOSLAVIA	46 856	22 518	14 060
IRAN	20 742	23 626	14 777	TURKEY	50 136	21 466	13 198
ISRAEL	17 932	17 959	11 103	SOVIET UNION	46 796	14 430	8 700
JORDAN	260	309	188	POLAND	50 617	10 755	6 753
SAUDI ARABIA	6 875	3 418	2 081	CZECHOSLOVA	23 452	9 075	5 633
KUWAIT	69	172	104	HUNGARY	33 386	10 978	6 714
QATAR	146	58	34	ROMANIA	11 162	1 984	1 215
ARAB EMIRAT	201	197	122	BULGARIA	652	514	318
OMAN	1 024	446	277	ALBANIA	63	67	40
NORTH YEMEN	50	305	193	MOROCCO	1 330	606	376
AFGHANISTAN	163	731	457	ALGERIA	2 361	864	548
PAKISTAN	4 005	16 731	10 367	TUNISIA	2 281	850	522
INDIA	31 355	32 054	19 587	LIBYA	2 258	1 392	870
BANGLADESH	211	1 743	1 085	EGYPT	13 673	6 333	3 947
SRI LANKA	585	874	538	SUDAN	53	77	46
MYANMAR	328	150	93	SENEGAL	317	104	61
THAILAND	10 122	12 668	7 840	IVORY COAST	691	244	150
VIETNAM	1 418	1 370	818	GHANA	61	57	36
INDONESIA	12 548	25 294	15 618	TOGO	49	62	39
MALAYSIA	9 244	10 402	6 420	BENIN	42	74	46
SINGAPORE	16 824	18 651	11 599	NIGERIA	16 083	3 469	2 162
PHILIPPINES	5 787	8 865	5 450	CAMEROON	121	86	53
CHINA	27 775	19 802	12 327	ZAIRE	131	206	131
NORTH KOREA	372	229	142	ANGOLA	328	152	88
SOUTH KOREA	35 156	62 454	38 689	ETHIOPIA	267	272	166
JAPAN	108 423	318 015	198 482	KENYA	586	629	394
TAIWAN	18 907	28 687	17 520	TANZANIA	117	506	300
HONG KONG	8 518	8 096	4 990	MADAGASCAR	40	76	46
AUSTRALIA	13 342	39 813	24 989	REUNION	68	89	55
NEW ZEALAND	1 565	2 284	1 402	MAURITIUS	95	103	64
516 OTHER ORGANIC CHEMICALS				ZIMBABWE	742	853	528
IMPORTS	9 959 103	1 742 701	1 086 657	SOUTH AFRICA	35 868	9 493	5 803
FRANCE	1 060 779	165 399	102 715	USA	199 239	199 560	123 534
BELGIUM LUX	1 598 205	234 271	145 339	CANADA	5 968	6 053	3 753
NETHERLANDS	5 800 375	552 776	345 531	ST PIERRE	60	98	58
ITALY	350 361	78 196	48 415	MEXICO	6 783	6 252	3 862
UNITD KINGDOM	236 879	104 389	64 762	GUATEMALA	1 274	1 255	770
IRELAND	404	4 196	2 595	HONDURAS	58	92	58
DENMARK	50 217	50 575	31 132	EL SALVADOR	390	505	311
				NICARAGUA	74	81	46

6 IMPORTS AND EXPORTS (SPECIAL TRADE) BY GROUPS OF THE SITC-REV. III AND BY COUNTRIES OF PRODUCTION AND CONSUMPTION 1990

GROUP COUNTRY	DT = 100 KG	1 000 DM	1 000 \$	GROUP COUNTRY	DT = 100 KG	1 000 DM	1 000 \$
COSTA RICA	213	232	142	TAIWAN	41 690	6 353	3 938
CUBA	305	335	205	HONG KONG	2 742	700	435
BAHAMAS	97	260	160	AUSTRALIA	153 757	26 405	16 314
DOMINIC REP	87	156	98	EXPORTS	39 739 802	2 726 931	1 687 326
COLOMBIA	2 988	4 183	2 620	FRANCE	4 179 542	352 687	217 930
VENEZUELA	21 067	5 052	3 127	BELGIUM LUX	7 486 692	243 490	150 634
ECUADOR	806	1 165	725	NETHERLANDS	7 811 562	277 848	172 228
PERU	926	1 090	662	ITALY	1 260 299	189 355	117 118
BRAZIL	30 880	17 502	10 868	UNITD KINGDOM	4 366 691	203 747	126 083
CHILE	2 513	1 697	1 038	IRELAND	295 957	15 766	9 896
BOLIVIA	403	207	133	DENMARK	1 123 945	61 594	38 101
PARAGUAY	168	180	108	GREECE	56 594	12 548	7 755
URUGUAY	1 838	781	487	PORTUGAL	57 133	13 295	8 186
ARGENTINA	8 201	5 622	3 556	SPAIN	788 109	75 708	46 937
CYPRUS	341	179	114	CANARY IS	1 065	262	163
LEBANON	223	184	110	ICELAND	44 308	401	246
SYRIA	241	218	135	NORWAY	173 776	20 099	12 454
IRAQ	894	992	590	SWEDEN	1 948 478	96 793	60 197
IRAN	24 803	10 283	6 251	FINLAND	1 776 102	62 830	38 942
ISRAEL	27 115	9 848	6 046	SWITZERLAND	542 231	81 940	50 745
JORDAN	1 034	855	549	AUSTRIA	2 247 996	139 466	86 564
SAUDI ARABIA	14 215	6 286	3 885	MALTA	1 274	176	107
KUWAIT	114	343	207	YUGOSLAVIA	468 610	33 680	20 709
BAHRAIN	46	88	52	TURKEY	91 940	20 850	12 961
QATAR	8 253	687	432	SOVIET UNION	250 400	30 687	18 771
ARAB EMIRAT	2 122	1 542	930	POLAND	54 976	9 955	6 091
OMAN	322	222	146	CZECHOSLOVIA	303 081	25 869	15 896
NORTH YEMEN	85	61	38	HUNGARY	88 582	11 560	7 204
PAKISTAN	7 921	5 139	3 174	ROMANIA	32 881	8 226	4 982
INDIA	24 416	34 445	21 201	BULGARIA	9 627	4 253	2 578
BANGLADESH	441	563	351	ALBANIA	280	104	60
SRI LANKA	167	237	144	MOROCCO	16 463	3 743	2 316
NEPAL	104	86	54	ALGERIA	14 993	2 086	1 302
MYANMAR	1 085	783	474	TUNISIA	9 104	1 763	1 100
THAILAND	6 108	5 032	3 087	LIBYA	2 735	1 072	669
VIETNAM	17	76	47	EGYPT	49 060	7 593	4 754
INDONESIA	15 747	15 205	9 417	SUDAN	23 952	2 158	1 325
MALAYSIA	2 724	1 368	847	MALI	6 958	549	341
SINGAPORE	13 067	3 826	2 373	BURKINA FASO	3 889	332	202
PHILIPPINES	4 139	5 017	3 108	CHAD	3 985	322	207
MONGOLIA	22	50	30	SENEGAL	12 919	1 089	674
CHINA	5 941	3 128	1 914	GAMBIA	3 677	301	185
NORTH KOREA	1 112	209	124	SIERRA LEONE	486	67	42
SOUTH KOREA	49 247	20 168	12 559	LIBERIA	603	64	37
JAPAN	78 208	51 828	32 217	IVORY COAST	8 901	1 280	772
TAIWAN	179 700	24 734	15 533	GHANA	11 754	1 451	892
HONG KONG	12 143	3 896	2 435	Togo	2 892	354	212
AUSTRALIA	11 909	13 869	8 688	BENIN	1 612	110	71
NEW ZEALAND	1 054	1 279	798	NIGERIA	55 581	6 907	4 198
522 INORGANIC CHEM.ELEMENTS				CAMEROON	9 149	919	550
IMPORTS	20 528 036	1 544 670	954 085	CENT AFR REP	1 805	134	83
FRANCE	3 364 952	233 139	144 546	GABON	540	66	41
BELGIUM LUX	4 305 677	227 359	140 227	ZAIRE	15 104	1 163	722
NETHERLANDS	6 709 570	352 700	217 428	RWANDA	2 325	462	280
ITALY	394 306	49 270	30 407	BURUNDI	7 511	622	385
UNITD KINGDOM	312 636	78 009	48 269	ANGOLA	2 647	405	249
IRELAND	14 761	4 106	2 548	ETHIOPIA	12 535	1 289	802
DENMARK	302 792	8 637	5 297	KENYA	22 900	2 867	1 759
GREECE	13 110	3 846	2 401	UGANDA	1 326	190	115
SPAIN	136 776	8 341	5 235	TANZANIA	19 780	1 955	1 234
NORWAY	700 740	69 994	43 171	MOZAMBIQUE	6 767	418	255
SWEDEN	205 082	11 970	7 487	MADAGASCAR	9 235	677	419
FINLAND	13 139	7 629	4 757	REUNION	228	69	44
SWITZERLAND	616 661	25 187	15 682	MAURITIUS	2 922	479	297
AUSTRIA	1 121 604	56 850	35 103	ZAMBIA	493	100	60
YUGOSLAVIA	80 839	14 713	9 159	ZIMBABWE	9 795	1 765	1 119
TURKEY	34 256	5 030	3 083	SOUTH AFRICA	128 790	24 740	15 205
SOVIET UNION	125 710	18 985	11 763	SWAZILAND	7 642	1 048	646
POLAND	216 919	25 470	15 760	USA	1 483 398	223 295	137 809
CZECHOSLOVIA	142 391	13 469	8 351	CANADA	281 437	12 735	7 835
HUNGARY	64 829	6 925	4 277	MEXICO	521 053	10 589	6 595
ROMANIA	500	299	184	GUATEMALA	4 147	1 262	771
BULGARIA	559	966	622	HONDURAS	1 586	648	390
MOROCCO	153 509	5 387	3 188	EL SALVADOR	1 931	379	230
ALGERIA	448	486	299	NICARAGUA	246	55	31
SOUTH AFRICA	69 139	16 855	10 429	COSTA RICA	8 600	1 844	1 128
USA	341 165	102 490	63 099	PANAMA	787	256	154
CANADA	105 954	17 177	10 651	CUBA	3 747	1 229	766
GREENLAND	49	71	42	HAITI	713	188	115
MEXICO	37 707	3 807	2 345	DOMINIC REP	1 983	288	175
VENEZUELA	20 026	2 223	1 393	JAMAICA	1 545	432	264
GUYANA		54	35	TRINIDAD TOB	222	83	49
ECUADOR	353	68	44	COLOMBIA	26 466	5 677	3 472
PERU	3 029	815	512	VENEZUELA	27 204	4 795	3 004
BRAZIL	208 830	39 183	24 315	FRENCH GUIAN	35	533	344
CHILE	44 241	13 714	8 497	ECUADOR	4 370	1 131	708
ARGENTINA	22 259	3 415	2 096	PERU	12 223	1 829	1 138
ISRAEL	132 822	16 734	10 286	BRAZIL	95 113	18 982	11 840
SAUDI ARABIA	82 534	1 538	925	CHILE	18 161	3 831	2 347
INDIA	2 419	262	161	BOLIVIA	2 301	489	298
PHILIPPINES	25	71	45	PARAGUAY	364	141	91
CHINA	157 540	32 933	20 243	URUGUAY	1 409	548	334
SOUTH KOREA	1 297	250	151	ARGENTINA	16 043	4 226	2 651
JAPAN	74 428	30 737	18 855	CYPRUS	6 380	685	417
				LEBANON	2 057	306	187

6 IMPORTS AND EXPORTS (SPECIAL TRADE) BY GROUPS OF THE SITC-REV. III AND BY COUNTRIES OF PRODUCTION AND CONSUMPTION 1990

GROUP COUNTRY	DT = 100 KG	1 000 DM	1 000 \$	GROUP COUNTRY	DT = 100 KG	1 000 DM	1 000 \$
SYRIA	28 569	1 955	1 193	MALTA	6 615	1 070	670
IRAQ	13 781	2 077	1 243	YUGOSLAVIA	159 535	19 525	12 086
IRAN	62 364	15 774	9 701	TURKEY	235 896	36 178	22 178
ISRAEL	51 476	10 970	6 743	SOVIET UNION	11 455	1 819	1 091
JORDAN	8 881	1 276	768	POLAND	29 963	5 094	3 212
SAUDI ARABIA	19 555	7 653	4 724	CZECHOSLOVA	51 862	8 884	5 331
KUWAIT	4 216	972	581	HUNGARY	276 738	25 189	15 636
BAHRAIN	1 122	247	147	ROMANIA	9 682	3 940	2 413
QATAR	232	68	44	BULGARIA	26 183	2 254	1 383
ARAB EMIRAT	9 658	2 394	1 476	ALBANIA	175	73	43
OMAN	3 557	671	412	MOROCCO	34 832	3 105	1 912
NORTH YEMEN	8 052	857	418	ALGERIA	42 262	2 609	1 626
SOUTH YEMEN	1 323	184	116	TUNISIA	25 873	1 944	1 204
PAKISTAN	15 504	3 661	2 243	LIBYA	15 398	965	605
INDIA	67 401	17 109	10 564	EGYPT	69 544	7 180	4 448
BANGLADESH	20 491	2 423	1 478	SUDAN	10 004	392	244
SRI LANKA	23 429	2 395	1 493	MALI	16 850	1 276	795
NEPAL	6 036	365	220	BURKINA FASO	4 540	153	94
MYANMAR	3 566	466	280	NIGER	43 570	1 515	921
THAILAND	79 552	18 328	11 341	SENEGAL	8 183	673	408
VIETNAM	6 052	530	321	LIBERIA	3 260	225	136
INDONESIA	152 565	25 655	15 861	IVORY COAST	5 158	545	328
MALAYSIA	37 642	7 500	4 656	GHANA	11 938	1 704	1 063
SINGAPORE	29 899	7 543	4 698	TOGO	8 142	415	263
PHILIPPINES	28 227	6 204	3 823	BENIN	1 720	86	51
CHINA	38 413	7 503	4 578	NIGERIA	143 028	7 363	4 516
NORTH KOREA	125	214	128	CAMEROON	16 465	1 141	692
SOUTH KOREA	118 757	23 954	14 818	GABON	4 594	179	110
JAPAN	188 940	120 040	74 502	CONGO	8 373	444	267
TAIWAN	120 802	46 669	29 160	ZAIRE	8 653	562	350
HONG KONG	34 494	6 785	4 175	RWANDA	758	72	43
AUSTRALIA	74 397	18 663	11 613	BURUNDI	2 445	119	70
PAPUA NEW G	4 092	353	229	ANGOLA	28 311	1 242	750
NEW ZEALAND	22 765	4 657	2 860	ETHIOPIA	7 694	364	222
SOLOMON IS	750	67	43	KENYA	38 169	2 160	1 339
N ZEAL OCEAN	144	50	30	UGANDA	3 223	393	254
FIJI	2 313	234	144	TANZANIA	40 982	1 316	799
523 METAL. SALTS, INORGAN. ACID				MOZAMBIQUE	2 860	210	126
IMPORTS	9 565 052	667 682	414 041	MADAGASCAR	16 275	674	427
FRANCE	941 866	84 136	52 257	MAURITIUS	21 255	953	594
BELGIUM LUX	2 385 991	105 135	65 084	ZAMBIA	1 426	163	101
NETHERLANDS	1 903 482	97 230	60 269	ZIMBABWE	37 271	3 862	2 458
ITALY	205 594	20 716	12 840	MALAWI	357	66	41
UNITED KINGDOM	280 440	64 753	40 226	SOUTH AFRICA	181 634	21 076	12 993
IRELAND	3 932	824	532	USA	1 164 818	193 612	118 892
DENMARK	56 775	1 314	825	CANADA	184 186	24 814	15 276
PORTUGAL	1 005	120	76	MEXICO	59 754	9 041	5 624
SPAIN	349 314	20 749	12 804	GUATEMALA	13 328	1 639	1 020
NORWAY	40 295	5 967	3 687	HONDURAS	30 217	1 027	631
SWEDEN	183 963	29 864	18 575	EL SALVADOR	5 168	462	283
FINLAND	14 269	4 628	2 842	NICARAGUA	639	143	84
SWITZERLAND	493 116	29 760	18 503	COSTA RICA	21 530	1 535	943
AUSTRIA	291 876	17 434	10 901	PANAMA	4 836	646	407
YUGOSLAVIA	170 878	7 077	4 342	CUBA	3 328	862	537
TURKEY	58 972	5 583	3 438	HAITI	6 121	491	312
SOVIET UNION	44 969	4 576	2 909	DOMINIC REP	57 920	3 022	1 857
POLAND	592 845	19 379	12 123	JAMAICA	2 588	87	55
CZECHOSLOVA	92 763	6 507	4 034	TRINIDAD TOB	3 405	182	116
HUNGARY	165 536	6 609	4 126	COLOMBIA	31 908	4 412	2 709
ROMANIA	58 749	2 220	1 385	VENEZUELA	136 059	16 594	10 511
SOUTH AFRICA	6 787	2 099	1 312	ECUADOR	27 077	2 482	1 551
USA	972 799	91 791	56 607	PERU	32 920	3 842	2 364
CANADA	654	216	130	BRAZIL	127 643	20 326	12 654
MEXICO	19 107	2 221	1 375	CHILE	48 025	6 210	3 847
BRAZIL	1 965	782	505	BOLIVIA	4 920	592	369
CHILE	10 974	4 864	2 985	PARAGUAY	6 472	553	346
ARGENTINA	400	104	62	URUGUAY	30 038	2 077	1 281
ISRAEL	82 992	8 689	5 410	ARGENTINA	50 350	7 207	4 516
INDIA	2 009	3 201	1 980	CYPRUS	30 215	2 484	1 542
CHINA	97 744	8 501	5 237	LEBANON	14 172	1 128	710
SOUTH KOREA	4 086	613	378	SYRIA	41 519	2 659	1 637
JAPAN	17 949	7 530	4 628	IRAQ	16 222	1 760	1 040
TAIWAN	8 450	2 088	1 295	IRAN	150 510	21 208	13 257
HONG KONG	466	160	97	ISRAEL	104 095	11 059	6 816
EXPORTS	20 774 789	1 730 224	1 069 771	JORDAN	20 136	841	516
FRANCE	2 029 602	173 643	107 430	SAUDI ARABIA	237 223	15 342	9 490
BELGIUM LUX	2 467 328	119 328	73 843	KUWAIT	9 562	800	472
NETHERLANDS	2 149 750	140 424	87 076	BAHRAIN	11 408	1 246	763
ITALY	873 380	99 121	61 341	QATAR	6 175	517	306
UNITED KINGDOM	1 288 254	122 498	75 554	ARAB EMIRAT	76 601	3 236	1 997
IRELAND	57 438	8 167	5 068	OMAN	9 344	727	456
DENMARK	721 325	43 891	27 195	NORTH YEMEN	19 945	1 168	734
GREECE	136 763	14 655	9 101	PAKISTAN	14 780	2 315	1 443
PORTUGAL	84 593	13 261	8 166	INDIA	16 453	3 487	2 148
SPAIN	425 589	45 744	28 250	BANGLADESH	5 980	776	487
CANARY IS	3 042	473	295	SRI LANKA	8 083	652	407
ICELAND	4 060	316	195	NEPAL	490	63	40
NORWAY	2 211 848	26 085	16 120	MYANMAR	4 050	481	291
SWEDEN	631 822	29 840	18 445	THAILAND	129 282	12 139	7 486
FINLAND	191 705	17 790	10 967	INDONESIA	130 011	14 965	9 197
SWITZERLAND	751 285	66 303	41 192	MALAYSIA	53 667	5 242	3 233
AUSTRIA	467 678	47 632	29 520	SINGAPORE	248 426	20 379	12 513
				PHILIPPINES	60 103	6 334	3 899
				CHINA	14 383	2 469	1 548
				NORTH KOREA	367	112	67
				SOUTH KOREA	290 588	28 853	17 729
				JAPAN	302 911	62 273	38 694

6 IMPORTS AND EXPORTS (SPECIAL TRADE) BY GROUPS OF THE SITC-REV. III AND BY COUNTRIES OF PRODUCTION AND CONSUMPTION 1990

GROUP COUNTRY	DT = 100 KG	1 000 DM	1 000 \$	GROUP COUNTRY	DT = 100 KG	1 000 DM	1 000 \$
TAIWAN	250 724	25 864	15 946	CUBA	2 106	479	286
HONG KONG	38 262	9 188	5 667	DOMINIC REP	258	56	33
AUSTRALIA	170 228	26 970	16 851	JAMAICA	1 975	130	78
PAPUA NEW G	799	114	71	COLOMBIA	444	166	98
NEW ZEALAND	44 811	2 626	1 629	VENEZUELA	106	185	111
FIJI	10 894	352	220	GUYANA	2 951	221	138
524 OTHER CHEMICAL COMPOUNDS				PERU	268	82	56
IMPORTS	2 583 480	487 410	303 074	BRAZIL	1 531	1 612	985
FRANCE	204 142	24 865	15 454	CHILE	910	407	248
BELGIUM LUX	567 701	49 413	30 709	ARGENTINA	339	698	422
NETHERLANDS	458 041	60 921	37 893	CYPRUS	47	82	49
ITALY	89 520	123 069	76 905	SYRIA	3 722	578	358
UNITED KINGDOM	58 096	7 931	16 672	IRAQ	4 035	2 201	1 321
IRELAND	525	9 056	5 576	IRAN	19 756	5 071	3 215
DENMARK	557	137	84	ISRAEL	3 170	1 818	1 109
SPAIN	45 967	5 836	3 580	JORDAN	356	130	76
NORWAY	421 648	43 927	27 390	SAUDI ARABIA	3 800	1 163	712
SWEDEN	101 479	11 488	7 112	KUWAIT	372	108	68
FINLAND	70 746	7 485	4 717	BAHRAIN	91	70	46
SWITZERLAND	4 530	5 579	3 454	QATAR	87	152	90
AUSTRIA	136 396	31 936	19 808	ARAB EMIRAT	747	319	195
YUGOSLAVIA	26 987	3 040	1 902	PAKISTAN	722	213	129
TURKEY	3 433	560	350	INDIA	3 475	4 264	2 641
SOVIET UNION	134 596	13 805	8 589	BANGLADESH	75	159	94
POLAND	27 286	3 603	2 244	THAILAND	5 824	1 450	887
CZECHOSLOVAKIA	9 529	1 731	1 088	INDONESIA	2 119	920	562
HUNGARY	6 177	890	555	MALAYSIA	1 293	541	342
ROMANIA	4 010	649	407	SINGAPORE	4 806	4 331	2 676
BULGARIA	212	374	224	PHILIPPINES	766	534	324
SOUTH AFRICA	964	1 469	905	CHINA	21 274	2 842	1 815
USA	20 526	27 069	16 500	SOUTH KOREA	4 988	7 943	4 919
CANADA	126	402	253	JAPAN	61 730	32 656	20 211
MEXICO	1 527	311	187	TAIWAN	9 290	4 684	2 902
ECUADOR	512	64	38	HONG KONG	624	49 593	30 699
BRAZIL	27 203	2 618	1 649	AUSTRALIA	1 053	1 190	738
CHILE	797	1 228	746	NEW ZEALAND	405	102	60
ARGENTINA	2 426	544	331	525 RADIO-ACTIVE MATERIALS			
SINGAPORE	370	112	75	IMPORTS	59 269	1 239 487	777 803
CHINA	147 983	20 203	12 631	FRANCE	14 216	223 547	141 688
NORTH KOREA	40	119	70	BELGIUM LUX	7	684	4 755
SOUTH KOREA	384	1 150	716	NETHERLANDS	1 952	225 021	140 631
JAPAN	7 242	6 447	4 027	ITALY	1	7 595	4 710
TAIWAN	495	121	74	UNITED KINGDOM	3 427	198 143	122 110
HONG KONG	1 257	162	102	IRELAND		93	59
AUSTRALIA	6	51	30	DENMARK		85	53
EXPORTS	1 400 130	648 842	401 208	SPAIN	117	68	39
FRANCE	175 561	79 799	49 523	NORWAY	3	190	118
BELGIUM LUX	101 446	38 638	23 817	SWEDEN	330	35 488	22 007
NETHERLANDS	103 261	53 046	32 536	FINLAND		172	108
ITALY	251 928	72 996	44 949	SWITZERLAND	27	3 992	2 483
UNITED KINGDOM	56 831	56 122	34 753	AUSTRIA	4 752	4 111	2 576
IRELAND	5 083	4 242	2 648	SOVIET UNION	1 956	187 812	123 105
DENMARK	43 658	7 000	4 312	CZECHOSLOVAKIA	63	297	179
GREECE	57 750	6 331	3 908	HUNGARY	7	62	40
PORTUGAL	28 903	9 566	5 932	SOUTH AFRICA	2 689	43 887	27 865
SPAIN	23 264	14 642	9 179	USA	21 932	248 625	152 148
NORWAY	7 468	1 819	1 130	CANADA	3 180	12 953	8 314
SWEDEN	10 222	23 018	14 337	BRAZIL	306	69	43
FINLAND	4 081	4 752	2 882	ISRAEL		72	45
SWITZERLAND	110 412	32 269	19 954	INDIA	1 923	531	323
AUSTRIA	44 617	29 582	18 245	CHINA	1 412	23 811	15 244
MALTA	812	175	108	JAPAN	250	7 555	4 685
YUGOSLAVIA	11 457	5 352	3 312	TAIWAN	42	453	278
TURKEY	31 913	5 950	3 659	AUSTRALIA	684	7 053	4 186
SOVIET UNION	2 796	440	269	EXPORTS	18 722	735 568	450 259
POLAND	5 394	1 966	1 209	FRANCE	5 727	77 998	48 790
CZECHOSLOVAKIA	65 502	9 960	6 411	BELGIUM LUX	974	11 035	6 828
HUNGARY	9 991	2 978	1 862	NETHERLANDS	66	3 945	2 449
ROMANIA	5 374	1 738	1 061	ITALY	77	27 508	17 056
BULGARIA	730	1 184	723	UNITED KINGDOM	1 666	51 098	30 715
ALBANIA	35	97	60	IRELAND		60	37
MOROCCO	61	120	74	DENMARK	14	1 909	1 183
TUNISIA	4 004	504	307	GREECE	5	638	397
LIBYA	54	169	109	PORTUGAL	13	102	63
EGYPT	4 668	1 223	745	SPAIN	27	3 791	2 339
SIERRA LEONE	581	52	33	NORWAY	7	1 069	658
IVORY COAST	2 074	220	138	SWEDEN	199	13 461	8 495
GHANA	2 298	166	100	FINLAND	35	1 712	1 056
NIGERIA	5 025	550	344	SWITZERLAND	48	7 382	4 572
ZAIRE	7 970	675	395	AUSTRIA	361	12 062	7 471
ETHIOPIA	2 284	286	173	YUGOSLAVIA	5	2 023	1 250
KENYA	948	211	131	TURKEY		122	77
UGANDA	77	52	32	SOVIET UNION		1 717	1 061
MAURITIUS	17	48	32	POLAND	5	409	256
ZIMBABWE	200	55	33	CZECHOSLOVAKIA	12	215	133
SOUTH AFRICA	7 206	4 892	2 960	HUNGARY	6	4 393	2 607
USA	31 356	45 677	28 226	BULGARIA	52	90	53
CANADA	2 430	1 546	939	MOROCCO	120	239	145
MEXICO	571	463	287	EGYPT		57	34
GUATEMALA	110	70	39	KENYA		100	60
NICARAGUA	203	171	100	SOUTH AFRICA	21	158	100
COSTA RICA	475	218	135	USA	7 790	266 642	162 578

6 IMPORTS AND EXPORTS (SPECIAL TRADE) BY GROUPS OF THE SITC-REV. III AND BY COUNTRIES OF PRODUCTION AND CONSUMPTION 1990

GROUP COUNTRY	DT = 100 KG	1 000 DM	1 000 \$	GROUP COUNTRY	DT = 100 KG	1 000 DM	1 000 \$
CANADA	6	56	34	MALI	90	385	236
COLOMBIA		133	83	NIGER	80	229	139
VENEZUELA	30	112	70	CHAD	24	122	72
BRAZIL	179	21 367	13 612	SENEGAL	967	2 869	1 752
URUGUAY		52	33	GAMBIA	166	689	413
ARGENTINA	1	60	37	GUINEA	114	376	247
IRAN	2	2 089	1 331	LIBERIA	386	1 341	796
ISRAEL	18	95	58	IVORY COAST	2 360	9 175	5 675
ARAB EMIRAT		339	201	GHANA	1 026	2 896	1 781
INDIA	2	84	51	TOGO	778	4 970	3 017
THAILAND	2	169	102	BENIN	398	1 668	1 040
INDONESIA		89	58	NIGERIA	6 451	33 232	20 503
PHILIPPINES	1	140	84	CAMEROON	636	3 152	1 887
CHINA		699	435	CENT AFR REP	142	539	322
SOUTH KOREA	419	83 592	50 240	CONGO	83	387	247
JAPAN	795	134 902	82 374	ZAIRE	525	3 156	1 979
TAIWAN	2	201	118	RWANDA	31	100	61
HONG KONG	23	100	59	BURUNDI	374	1 672	1 022
AUSTRALIA	3	751	465	ANGOLA	182	1 036	648
NEW ZEALAND		54	32	ETHIOPIA	677	2 090	1 285
				KENYA	1 520	4 162	2 560
531 SYNTH.COLOURS,LAKES,ETC.				UGANDA	172	648	401
IMPORTS	460 255	800 553	497 324	TANZANIA	445	1 402	889
FRANCE	25 936	68 197	42 397	MOZAMBIQUE	361	1 495	905
BELGIUM LUX	54 408	59 194	36 655	MADAGASCAR	582	1 958	1 187
NETHERLANDS	17 859	26 066	16 182	REUNION	50	213	132
ITALY	61 728	52 286	32 471	MAURITIUS	2 301	9 447	5 873
UNTD KINGDOM	85 036	154 808	95 830	ZAMBIA		945	578
IRELAND	427	332	207	ZIMBABWE	2 266	7 041	4 349
DENMARK	13 736	17 573	10 916	MALAWI	190	914	573
GREECE	2 835	8 752	5 415	SOUTH AFRICA	21 245	55 496	34 461
PORTUGAL	317	280	170	USA	158 047	432 909	267 756
SPAIN	26 883	21 668	13 398	CANADA	29 180	72 651	44 851
NORWAY	34	147	95	MEXICO	12 698	24 348	15 033
SWEDEN	735	523	324	GUATEMALA	1 281	4 794	3 018
FINLAND	423	605	386	HONDURAS	373	709	437
SWITZERLAND	90 289	251 766	156 679	EL SALVADOR	435	1 436	888
AUSTRIA	1 974	2 358	1 460	COSTA RICA	335	1 098	682
YUGOSLAVIA	5 075	2 017	1 344	PANAMA	965	2 085	1 292
SOVIET UNION	1 017	2 396	1 477	CUBA	422	1 990	1 261
POLAND	468	838	518	DOMINIC REP	254	623	378
CZECHOSLOVA	2 141	5 367	3 306	JAMAICA	114	299	184
EGYPT	40	148	89	TRINIDAD TOB	73	247	155
SOUTH AFRICA	166	247	146	COLOMBIA	6 754	18 431	11 368
USA	16 435	39 100	24 486	VENEZUELA	3 911	8 989	5 649
CANADA	39	56	34	GUYANA	27	65	39
MEXICO	143	511	324	ECUADOR	1 420	3 970	2 457
COSTA RICA	161	179	107	PERU	2 116	7 500	4 643
BRAZIL	3 877	3 169	1 932	BRAZIL	7 390	33 391	20 811
ARGENTINA	798	1 149	739	CHILE	2 787	8 434	5 150
ISRAEL	711	534	349	BOLIVIA	275	1 037	653
KUWAIT	56	511	305	PARAGUAY	423	840	520
PAKISTAN	43	120	76	URUGUAY	3 408	8 235	5 124
INDIA	9 802	17 470	10 811	ARGENTINA	4 045	14 072	8 876
INDONESIA	478	1 355	865	CYPRUS	459	1 024	630
CHINA	1 939	1 628	1 011	LEBANON	238	483	295
SOUTH KOREA	2 512	4 432	2 763	SYRIA	1 715	4 093	2 488
JAPAN	29 556	50 888	31 628	IRAQ	1 242	2 063	1 236
TAIWAN	1 940	3 191	2 010	IRAN	15 467	39 937	24 975
HONG KONG	185	507	304	ISRAEL	11 512	21 924	13 679
EXPORTS	1 740 165	3 697 031	2 288 246	JORDAN	127	326	200
FRANCE	156 720	252 715	156 383	SAUDI ARABIA	676	1 561	959
BELGIUM LUX	57 394	103 124	63 859	KUWAIT	266	458	272
NETHERLANDS	60 564	111 120	68 686	QATAR	22	112	67
ITALY	224 363	407 177	251 264	ARAB EMIRAT	315	854	524
UNTD KINGDOM	129 767	206 606	128 069	OMAN	70	186	113
IRELAND	8 776	10 924	6 758	NORTH YEMEN	273	975	595
DENMARK	22 949	49 962	30 892	AFGHANISTAN	113	262	168
GREECE	11 662	25 082	15 464	PAKISTAN	8 516	19 955	12 362
PORTUGAL	29 070	80 075	49 310	INDIA	2 627	12 640	7 839
SPAIN	55 930	127 042	78 558	BANGLADESH	1 292	3 268	2 055
ICELAND	217	728	448	MALDIVES	114	71	45
NORWAY	8 686	13 101	8 146	SRI LANKA	1 136	2 456	1 520
SWEDEN	74 845	50 253	31 151	NEPAL	373	2 154	1 342
FINLAND	67 133	49 506	30 636	MYANMAR	405	1 580	1 045
SWITZERLAND	69 384	174 342	108 034	THAILAND	20 266	50 411	30 993
AUSTRIA	61 737	74 081	45 803	INDONESIA	21 716	47 430	29 250
MALTA	75	169	106	MALAYSIA	9 282	23 491	14 533
YUGOSLAVIA	17 791	45 786	28 249	SINGAPORE	8 917	16 641	10 329
TURKEY	43 864	118 301	73 227	PHILIPPINES	4 291	11 219	6 963
SOVIET UNION	9 147	24 216	15 207	MONGOLIA	20	77	45
POLAND	6 042	13 693	8 527	CHINA	2 015	8 235	5 100
CZECHOSLOVA	6 392	22 784	14 023	SOUTH KOREA	20 535	80 893	50 613
HUNGARY	11 423	22 179	13 658	JAPAN	72 459	200 465	124 369
ROMANIA	5 681	23 770	14 547	TAIWAN	26 376	84 480	52 920
BULGARIA	2 360	8 118	5 021	HONG KONG	50 507	156 936	96 750
ALBANIA	301	949	585	AUSTRALIA	11 505	26 252	16 243
MOROCCO	4 626	9 232	5 717	NEW ZEALAND	3 439	6 665	4 143
ALGERIA	1 933	5 319	3 285	FIJI	14	51	32
TUNISIA	2 937	6 705	4 138				
LIBYA	400	561	339	532 DYEING,TANNING MATERIALS			
EGYPT	7 825	27 136	16 793	IMPORTS	120 088	50 181	31 128
MAURITANIA	106	422	253	FRANCE	19 629	5 165	3 206
				BELGIUM LUX	2 137	5 529	1 597
				NETHERLANDS	6 317	5 680	3 561

6 IMPORTS AND EXPORTS (SPECIAL TRADE) BY GROUPS OF THE SITC-REV. III AND BY COUNTRIES OF PRODUCTION AND CONSUMPTION 1990

GROUP COUNTRY	DT = 100 KG	1 000 DM	1 000 \$	GROUP COUNTRY	DT = 100 KG	1 000 DM	1 000 \$
ITALY	17 339	4 990	3 079	ISRAEL	2 656	863	526
UNTD KINGDOM	7 598	1 957	1 210	JORDAN	281	107	67
DENMARK	291	125	76	SAUDI ARABIA	6 364	988	607
SPAIN	5 851	6 109	3 779	ARAB EMIRAT	186	51	30
SWEDEN	183	131	82	PAKISTAN	56 898	11 781	7 280
SWITZERLAND	1 110	5 193	3 257	INDIA	3 219	1 303	808
YUGOSLAVIA	6 780	1 111	692	BANGLADESH	14 572	2 932	1 837
TURKEY	1 124	150	95	SRI LANKA	2 012	414	258
CZECHOSLOVA	1 199	180	117	NEPAL	295	66	39
EGYPT	77	411	245	MYANMAR	823	147	88
ETHIOPIA	439	3 557	2 141	THAILAND	26 557	4 880	2 999
SOUTH AFRICA	21 350	2 225	1 408	INDONESIA	19 580	3 507	2 173
USA	1 313	1 206	750	MALAYSIA	1 664	385	234
CANADA	75	191	125	SINGAPORE	333	78	45
MEXICO	1 611	1 489	912	PHILIPPINES	4 927	799	491
ECUADOR	10	68	42	MONGOLIA	559	165	102
PERU	50	817	499	CHINA	3 686	912	559
BRAZIL	9 547	1 974	1 229	SOUTH KOREA	83 712	15 040	9 324
PARAGUAY	6 308	835	524	JAPAN	40 295	12 631	7 790
ARGENTINA	6 629	1 179	737	TAIWAN	65 089	12 333	7 614
ISRAEL	9	107	63	HONG KONG	34 099	6 893	4 245
INDIA	2 289	988	609	AUSTRALIA	10 640	3 262	2 028
CHINA	17	306	181	NEW ZEALAND	6 673	1 331	824
JAPAN	40	278	174				
TAIWAN	81	898	531				
HONG KONG	345	146	94				
AUSTRALIA	2	75	50				
EXPORTS	984 796	230 032	142 112	533 PIGMENTS, PAINTS, ETC.			
FRANCE	51 563	9 129	5 679	IMPORTS	5 009 692	1 759 449	1 091 750
BELGIUM LUX	6 470	2 518	1 556	FRANCE	500 394	250 585	154 929
NETHERLANDS	35 815	8 607	5 319	BELGIUM LUX	714 651	314 817	195 277
ITALY	165 516	40 199	24 880	NETHERLANDS	1 601 073	361 068	224 790
UNTD KINGDOM	17 914	5 482	3 406	ITALY	123 893	60 916	37 735
IRELAND	1 276	331	209	UNTD KINGDOM	571 146	262 368	162 956
DENMARK	3 153	1 938	1 201	IRELAND	8 212	6 797	4 235
GREECE	10 150	2 709	1 662	DENMARK	51 798	29 511	18 155
PORTUGAL	15 785	4 610	2 845	GREECE	247	152	88
SPAIN	22 549	6 234	3 865	PORTUGAL	98	73	44
ICELAND	509	91	55	SPAIN	44 736	29 647	18 392
NORWAY	2 640	1 058	661	NORWAY	30 755	15 462	9 495
SWEDEN	3 892	1 655	1 031	SWEDEN	54 885	17 393	10 833
FINLAND	2 542	770	483	FINLAND	88 708	46 472	28 931
SWITZERLAND	7 238	2 419	1 508	SWITZERLAND	163 728	152 509	94 636
AUSTRIA	12 585	3 824	2 367	AUSTRIA	785 490	57 735	35 983
YUGOSLAVIA	21 090	6 258	3 859	YUGOSLAVIA	1 431	642	392
TURKEY	11 270	2 841	1 754	SOVIET UNION	68	50	31
SOVIET UNION	2 033	930	601	POLAND	2 196	525	327
POLAND	5 403	2 317	1 425	CZECHOSLOVA	16 556	2 207	1 361
CZECHOSLOVA	4 311	1 420	876	HUNGARY	6 737	1 134	708
HUNGARY	4 981	1 345	832	USA	176 430	113 220	69 937
ROMANIA	289	95	57	CANADA	796	2 189	1 352
BULGARIA	5 535	1 277	773	MEXICO	2 801	1 023	667
MOROCCO	12 097	2 719	1 673	ISRAEL	2 609	1 329	821
ALGERIA	2 375	566	357	INDIA	353	622	385
TUNISIA	8 747	1 727	1 061	THAILAND	122	71	46
LIBYA	501	101	61	SINGAPORE	2 581	1 201	748
EGYPT	3 178	932	568	CHINA	47 203	4 075	2 521
SUDAN	2 045	510	305	JAPAN	9 394	25 018	15 584
MALI	900	145	87	TAIWAN	367	388	247
NIGERIA	4 435	691	437	HONG KONG	113	87	53
CAMEROON	330	56	38	EXPORTS	11 365 729	4 604 832	2 855 330
ETHIOPIA	10 257	2 134	1 274	FRANCE	1 499 338	564 061	349 295
KENYA	4 915	1 328	804	BELGIUM LUX	987 464	365 883	226 767
TANZANIA	380	76	46	NETHERLANDS	1 594 655	447 694	277 676
MADAGASCAR	900	286	175	ITALY	809 870	490 159	303 085
MAURITIUS	104	73	44	UNTD KINGDOM	650 769	303 387	188 205
ZIMBABWE	4 604	1 622	979	IRELAND	30 381	13 633	8 421
SOUTH AFRICA	7 687	2 426	1 500	DENMARK	205 892	105 996	65 886
USA	36 575	7 284	4 470	GREECE	141 280	76 999	47 750
CANADA	7 792	1 653	1 000	PORTUGAL	75 413	44 305	27 476
MEXICO	210	232	148	SPAIN	303 391	176 525	109 543
GUATEMALA	3 896	509	315	CANARY IS	3 026	2 123	1 332
HONDURAS	1 598	230	143	ICELAND	16 143	3 875	2 409
EL SALVADOR	2 681	389	242	NORWAY	84 789	46 736	29 030
NICARAGUA	606	83	50	SWEDEN	279 714	156 608	97 190
COSTA RICA	7 921	1 061	644	FINLAND	139 303	69 058	42 730
PANAMA	2 770	419	263	SWITZERLAND	1 732 045	304 195	188 446
CUBA	121	56	35	AUSTRIA	786 584	317 425	196 993
DOMINIC REP	1 147	247	151	MALTA	3 010	2 060	1 261
JAMAICA	910	152	97	YUGOSLAVIA	154 417	85 227	52 793
COLOMBIA	2 808	688	431	TURKEY	99 203	60 473	37 600
VENEZUELA	9 610	1 354	858	SOVIET UNION	111 733	70 161	42 651
ECUADOR	732	219	140	POLAND	66 303	41 651	26 242
PERU	537	214	127	CZECHOSLOVA	53 456	41 543	25 832
BRAZIL	3 394	811	517	HUNGARY	65 193	38 592	23 931
CHILE	4 826	1 433	873	ROMANIA	39 820	16 510	10 364
BOLIVIA	397	88	54	BULGARIA	11 043	8 245	5 071
PARAGUAY	463	148	90	ALBANIA	196	211	131
URUGUAY	4 626	1 440	891	MOROCCO	32 372	8 378	5 172
ARGENTINA	1 823	796	483	ALGERIA	26 377	12 317	7 491
CYPRUS	101	51	30	TUNISIA	10 703	5 874	3 681
LEBANON	927	246	152	LIBYA	94 388	6 493	4 031
SYRIA	3 850	609	381	EGYPT	44 299	13 346	8 374
IRAQ	7 264	1 534	924	SUDAN	653	243	157
IRAN	12 578	3 379	2 086	MALI	448	171	107
				SENEGAL	564	282	170

6 IMPORTS AND EXPORTS (SPECIAL TRADE) BY GROUPS OF THE SITC-REV. III AND BY COUNTRIES OF PRODUCTION AND CONSUMPTION 1990

GROUP COUNTRY	DT = 100 KG	1 000 DM	1 000 \$	GROUP COUNTRY	DT = 100 KG	1 000 DM	1 000 \$
GUINEA	240	121	76	FRANCE	37 123	201 340	124 552
SIERRA LEONE	122	73	46	BELGIUM LUX	24 235	71 601	44 918
LIBERIA	499	248	153	NETHERLANDS	21 710	144 717	88 887
IVORY COAST	2 535	1 494	905	ITALY	5 850	90 640	56 303
GHANA	1 951	970	603	UNITD KINGDOM	15 773	126 626	78 688
TOGO	521	162	97	IRELAND	913	15 473	9 574
BENIN	533	320	200	DENMARK	11 207	47 982	29 804
NIGERIA	17 851	9 929	6 229	PORTUGAL	1 375	3 827	2 332
CAMEROON	2 231	794	497	SPAIN	1 746	22 961	14 289
CENT AFR REP	199	112	67	NORWAY	292	6 062	3 765
GABON	804	101	64	SWEDEN	4 417	17 273	10 762
CONGO	541	94	59	FINLAND	1 349	12 916	7 984
ZAIRE	494	477	298	SWITZERLAND	34 543	482 691	300 539
RWANDA	460	128	80	AUSTRIA	11 766	203 006	124 831
BURUNDI	535	186	115	YUGOSLAVIA	11 737	23 342	14 446
ANGOLA	816	1 020	621	TURKEY	990	4 534	2 811
ETHIOPIA	1 272	835	498	SOVIET UNION	1 973	10 358	6 400
KENYA	5 096	2 355	1 443	POLAND	899	2 635	1 640
UGANDA	148	159	104	CZECHOSLOVA	1 487	21 781	13 621
TANZANIA	498	251	159	HUNGARY	166	4 092	2 617
MOZAMBIQUE	125	259	159	ROMANIA	813	1 085	687
MADAGASCAR	994	599	423	BULGARIA	739	2 682	1 654
REUNION	278	230	139	SOUTH AFRICA	68	523	330
MAURITIUS	724	394	245	NAMIBIA	11	83	54
ZAMBIA	178	204	121	USA	29 259	440 209	273 575
ZIMBABWE	5 482	2 231	1 410	CANADA	539	31 274	19 983
SOUTH AFRICA	35 094	23 115	14 299	MEXICO	972	7 466	4 673
USA	296 157	146 051	90 886	NICARAGUA	25	180	106
CANADA	23 711	16 378	10 197	COSTA RICA	96	618	374
MEXICO	15 891	12 677	7 871	BAHAMAS		4 444	2 688
GUATEMALA	2 241	2 148	1 325	PERU	1	245	146
HONDURAS	237	340	210	BRAZIL	1 543	28 965	17 538
EL SALVADOR	700	767	479	CHILE	38	314	192
NICARAGUA	386	254	152	URUGUAY	20	202	122
COSTA RICA	2 189	2 067	1 270	ARGENTINA	265	4 274	2 628
PANAMA	973	927	568	CYPRUS	6	61	38
CUBA	2 597	1 566	949	ISRAEL	526	6 042	3 761
HAITI	124	88	57	INDIA	1 514	12 413	7 634
DOMINIC REP	367	394	236	THAILAND	661	1 882	1 175
GUADELOUPE	555	446	274	INDONESIA	736	6 779	4 102
MARTINIQUE	556	601	365	MALAYSIA	375	2 437	1 500
JAMAICA	256	208	128	CHINA	36 193	120 997	74 847
BARBADOS	731	946	591	SOUTH KOREA	436	5 702	3 517
TRINIDAD TOB	209	247	160	JAPAN	25 488	130 977	81 047
COLOMBIA	7 535	5 169	3 191	TAIWAN	2 978	5 544	3 440
VENEZUELA	19 452	9 298	5 785	HONG KONG	263	1 273	789
SURINAME	108	63	38	AUSTRALIA	89	2 412	1 521
ECUADOR	5 420	3 304	2 061	NEW ZEALAND	123	1 284	799
PERU	5 630	3 242	1 966				
BRAZIL	41 078	28 231	17 392	EXPORTS	496 176	3 992 630	2 471 727
CHILE	6 297	5 323	3 318				
BOLIVIA	1 036	650	404	FRANCE	52 453	453 255	280 271
PARAGUAY	803	485	300	BELGIUM LUX	22 626	115 802	71 827
URUGUAY	3 725	2 664	1 673	NETHERLANDS	28 042	156 565	97 154
ARGENTINA	14 227	8 602	5 392	ITALY	43 040	411 222	254 320
CYPRUS	4 127	2 767	1 702	UNITD KINGDOM	20 390	135 325	83 586
LEBANON	4 926	2 031	1 265	IRELAND	9 251	35 518	22 087
SYRIA	7 746	3 047	1 914	DENMARK	18 930	78 683	48 912
IRAQ	3 772	2 010	1 195	GREECE	5 634	31 971	19 755
IRAN	44 741	29 117	18 454	PORTUGAL	3 784	38 430	23 853
ISRAEL	49 575	26 410	16 463	SPAIN	20 340	260 450	159 356
JORDAN	2 570	1 295	801	CANARY IS	17	48	32
SAUDI ARABIA	29 379	15 693	9 668	ICELAND	232	904	558
KUWAIT	11 080	3 516	2 099	NORWAY	2 104	14 256	8 837
BAHRAIN	3 282	824	518	SWEDEN	6 422	42 216	26 309
QATAR	1 051	575	357	FINLAND	3 236	23 391	14 410
ARAB EMIRAT	22 989	9 827	6 155	SWITZERLAND	17 564	144 071	89 347
OMAN	946	756	463	AUSTRIA	19 252	178 233	110 407
NORTH YEMEN	4 285	1 711	1 114	ANDORRA	41	263	156
SOUTH YEMEN	92	74	46	MALTA	205	777	478
AFGHANISTAN	380	1 084	649	YUGOSLAVIA	4 693	90 217	55 936
PAKISTAN	9 360	5 326	3 299	TURKEY	3 674	49 884	30 692
INDIA	16 014	9 570	5 889	SOVIET UNION	2 634	22 499	14 099
BANGLADESH	2 059	1 486	927	POLAND	4 331	29 401	18 215
SRI LANKA	8 230	2 526	1 566	CZECHOSLOVA	1 192	10 409	6 429
NEPAL	163	64	39	HUNGARY	2 220	15 083	9 417
MYANMAR	2 115	4 362	2 698	ROMANIA	1 780	7 414	4 531
THAILAND	29 310	24 039	14 915	BULGARIA	1 047	5 441	3 410
INDONESIA	22 085	13 968	8 732	ALBANIA	102	314	191
MALAYSIA	14 516	8 634	5 381	MOROCCO	553	2 233	1 390
SINGAPORE	33 130	15 866	9 921	ALGERIA	333	473	298
PHILIPPINES	5 245	3 174	1 949	TUNISIA	181	982	597
CHINA	10 532	7 676	4 796	LIBYA	5 129	7 522	4 700
NORTH KOREA	145	83	49	EGYPT	1 941	20 049	12 564
SOUTH KOREA	26 624	22 365	13 892	SUDAN	152	539	339
JAPAN	148 916	73 214	45 382	MAURITANIA	24	107	62
TAIWAN	75 691	44 390	27 718	CHAD	9	129	76
HONG KONG	30 868	32 054	20 099	CAPE VERDE	18	63	37
AUSTRALIA	41 015	27 950	17 327	SENEGAL	26	138	82
PAPUA NEW G	573	185	116	GUINEA	11	105	65
NEW ZEALAND	8 895	5 646	3 535	SIERRA LEONE	18	143	86
FIJI	194	103	62	LIBERIA	12	82	49
FR POLYNESIA	679	392	242	IVORY COAST	42	1 674	1 021
				GHANA	305	976	616
				TOGO	95	403	245
				BENIN	19	172	108
				NIGERIA	321	1 623	994
541 MEDICINES, ETC. EXC. GRP542							
IMPORTS	293 404	2 334 377	1 447 780				

6 IMPORTS AND EXPORTS (SPECIAL TRADE) BY GROUPS OF THE SITC-REV. III AND BY COUNTRIES OF PRODUCTION AND CONSUMPTION 1990

GROUP COUNTRY	DT = 100 KG	1 000 DM	1 000 \$	GROUP COUNTRY	DT = 100 KG	1 000 DM	1 000 \$
CAMEROON	5	99	62	UNITD KINGDOM	38 169	402 805	250 777
S TOME PRINC	17	70	42	IRELAND	46 726	87 186	54 275
CONGO	6	76	47	DENMARK	5 444	120 147	74 672
ZAIRE	67	252	153	GREECE	335	6 224	3 847
RWANDA	26	380	239	PORTUGAL	406	4 442	2 748
BURUNDI	20	306	185	SPAIN	13 012	83 606	51 941
ANGOLA	143	300	179	NORWAY	293	533	332
ETHIOPIA	138	817	518	SWEDEN	17 471	260 095	160 745
SOMALIA	21	157	93	FINLAND	313	13 402	8 390
KENYA	710	3 886	2 422	SWITZERLAND	53 191	589 045	367 870
UGANDA	357	560	357	AUSTRIA	23 638	71 475	44 742
TANZANIA	244	1 163	727	MALTA	312	1 300	793
SEYCHELLES	8	104	65	YUGOSLAVIA	215	505	307
MOZAMBIQUE	20	105	66	CZECHOSLOVA	51	55	36
MADAGASCAR	198	788	505	HUNGARY	109	3 684	2 419
MAURITIUS	32	168	99	ROMANIA	65	349	213
ZAMBIA	325	1 122	661	BULGARIA	63	530	319
ZIMBABWE	570	2 998	1 478	SOUTH AFRICA	114	2 342	1 415
MALAWI	22	59	39	USA	8 562	125 916	77 817
SOUTH AFRICA	3 307	30 594	19 111	CANADA	445	8 149	5 052
BOTSWANA	367	673	425	PANAMA	14	530	357
SWAZILAND	1 379	3 670	2 321	BRAZIL	77	14 459	9 076
USA	65 034	370 336	229 405	ISRAEL	471	5 333	3 303
CANADA	5 209	23 047	17 862	NORTH YEMEN	5	126	82
MEXICO	8 357	45 930	28 190	INDIA	560	1 383	867
GUATEMALA	377	2 037	1 251	SINGAPORE	342	1 857	1 141
HONDURAS	443	1 763	1 069	CHINA	101	190	115
EL SALVADOR	162	1 302	804	SOUTH KOREA	26	3 447	2 131
NICARAGUA	83	391	235	JAPAN	759	17 210	10 749
COSTA RICA	333	1 125	699	MACAO	6	360	215
PANAMA	287	7 487	4 618	AUSTRALIA	37	459	280
CUBA	264	1 333	833				
HAITI	60	225	142	EXPORTS	901 758	5 458 642	3 389 467
DOMINIC REP	275	982	599	FRANCE	51 773	213 741	132 442
JAMAICA	39	202	121	BELGIUM LUX	45 025	388 224	240 575
BARBADOS	27	95	60	NETHERLANDS	58 720	235 621	146 299
TRINIDAD TOB	93	253	151	ITALY	69 184	472 295	291 900
ARUBA	12	277	172	UNITD KINGDOM	82 700	500 291	310 554
NETH ANTILL	26	76	47	IRELAND	9 023	48 340	30 344
COLOMBIA	1 956	16 408	10 027	DENMARK	12 675	54 886	33 961
VENEZUELA	1 476	10 312	6 359	GREECE	8 469	100 195	62 088
SURINAME	46	211	127	PORTUGAL	8 582	59 804	37 076
ECUADOR	833	9 552	5 921	SPAIN	20 834	72 147	44 931
PERU	756	6 542	3 967	CANARY IS	204	6 570	4 165
BRAZIL	7 165	50 635	31 480	ICELAND	57	333	209
CHILE	1 948	8 115	5 061	NORWAY	5 118	43 053	26 668
BOLIVIA	241	722	449	SWEDEN	27 512	155 254	96 665
PARAGUAY	234	946	578	FINLAND	9 710	61 897	38 516
URUGUAY	317	4 108	2 541	SWITZERLAND	64 054	679 416	425 042
ARGENTINA	1 304	18 926	11 763	AUSTRIA	66 138	446 800	277 698
CYPRUS	413	1 303	807	ANDORRA	11	152	95
LEBANON	118	843	520	VATICAN CITY	3	95	59
SYRIA	629	6 018	3 744	MALTA	530	4 154	2 562
IRAQ	239	2 760	1 637	YUGOSLAVIA	4 808	46 313	28 846
IRAN	6 003	51 467	31 650	TURKEY	6 807	43 531	27 375
ISRAEL	2 810	21 942	13 631	SOVIET UNION	12 602	125 080	78 284
JORDAN	313	1 520	938	POLAND	72 391	87 559	55 597
SAUDI ARABIA	3 054	14 627	9 036	CZECHOSLOVA	1 128	16 864	10 567
KUWAIT	983	3 379	2 008	HUNGARY	2 402	29 665	18 545
BAHRAIN	92	694	427	ROMANIA	2 193	12 206	7 626
QATAR	90	809	502	BULGARIA	1 041	9 602	6 079
ARAB EMIRAT	891	3 580	2 266	MOROCCO	887	3 398	2 133
OMAN	220	822	504	ALGERIA	510	1 309	804
NORTH YEMEN	151	1 040	627	TUNISIA	666	645	398
AFGHANISTAN	93	438	274	LIBYA	1 698	7 341	4 534
PAKISTAN	2 174	15 884	9 839	EGYPT	1 504	15 833	9 774
INDIA	1 617	25 758	15 850	SUDAN	1 452	4 230	2 606
BANGLADESH	3 517	13 299	8 152	MAURITANIA	22	69	39
SRI LANKA	323	1 978	1 214	MALI	24	107	67
NEPAL	25	200	123	BURKINA FASO	109	338	216
MYANMAR	34	200	130	SENEGAL	30	121	71
THAILAND	7 078	24 647	15 209	SIERRA LEONE	25	99	58
LAOS	5	79	47	LIBERIA	88	223	134
VIETNAM	4	265	167	IVORY COAST	335	724	449
INDONESIA	2 079	18 209	11 258	GHANA	294	1 649	1 013
MALAYSIA	1 682	4 738	2 921	TOGO	183	655	389
SINGAPORE	1 178	8 130	5 045	BENIN	87	364	222
PHILIPPINES	4 331	13 407	8 250	NIGERIA	4 226	12 551	7 851
MONGOLIA	22	107	64	CAMEROON	239	369	227
CHINA	1 417	12 012	7 412	CONGO	11	75	49
NORTH KOREA	42	267	171	ZAIRE	2 120	1 871	1 152
SOUTH KOREA	2 049	23 498	14 573	RWANDA	97	699	434
JAPAN	24 326	557 061	346 645	BURUNDI	100	544	334
TAIWAN	2 296	16 299	10 086	ANGOLA	475	1 990	1 203
HONG KONG	5 720	33 809	20 896	ETHIOPIA	690	2 602	1 592
AUSTRALIA	8 795	74 877	46 582	SOMALIA	43	230	139
NEW ZEALAND	1 410	9 480	5 897	KENYA	899	4 823	3 004
FIJI	11	82	50	UGANDA	294	1 280	807
				TANZANIA	1 388	5 151	3 139
542 MEDICAMENTS				SEYCHELLES	19	155	94
IMPORTS	466 806	3 133 127	1 948 672	MOZAMBIQUE	286	1 586	998
FRANCE	75 497	569 000	353 734	MADAGASCAR	107	287	182
BELGIUM LUX	29 551	312 896	193 580	MAURITIUS	273	1 545	948
NETHERLANDS	37 043	169 305	105 865	ZAMBIA	161	1 182	753
ITALY	113 202	254 464	158 226	ZIMBABWE	189	923	571
				MALAWI	55	913	556

6 IMPORTS AND EXPORTS (SPECIAL TRADE) BY GROUPS OF THE SITC-REV. III AND BY COUNTRIES OF PRODUCTION AND CONSUMPTION 1990

GROUP COUNTRY	DT = 100 KG	1 000 DM	1 000 \$	GROUP COUNTRY	DT = 100 KG	1 000 DM	1 000 \$
SOUTH AFRICA	4 816	52 697	32 449	CZECHOSLOVA	81	70	43
BOTSWANA	24	76	46	HUNGARY	90	631	395
USA	13 999	188 917	116 364	BULGARIA	137	586	359
CANADA	6 708	56 813	35 296	MOROCCO	2 188	1 005	625
MEXICO	3 683	15 648	9 683	TUNISIA	78	180	116
GUATEMALA	715	3 396	2 090	EGYPT	304	1 161	724
BELIZE	8	50	31	MADAGASCAR	957	461	292
HONDURAS	333	1 960	1 206	MAURITIUS	7	145	91
EL SALVADOR	471	5 788	3 617	ZIMBABWE	116	52	31
NICARAGUA	54	482	297	SOUTH AFRICA	54	238	149
COSTA RICA	485	2 292	1 418	USA	18 028	33 566	20 790
PANAMA	1 470	18 519	11 554	CANADA	184	853	519
CUBA	875	2 473	1 563	MEXICO	142	1 044	641
HAITI	213	984	616	GUATEMALA	5	61	35
BAHAMAS	2	49	30	COSTA RICA	194	145	91
DOMINIC REP	565	2 388	1 475	PANAMA	167	56	56
JAMAICA	34	464	285	HAITI	26	137	82
BARBADOS	183	461	282	PERU	33	90	55
TRINIDAD TOB	859	1 000	618	BRAZIL	34 927	9 501	5 914
ARUBA	73	687	419	PARAGUAY	404	1 362	836
NETH ANTILL	31	493	307	ARGENTINA	1 027	1 310	813
COLOMBIA	507	4 646	2 860	CYPRUS	507	145	95
VENEZUELA	677	5 905	3 689	ISRAEL	1 300	701	439
GUYANA	7	60	39	INDIA	1 038	3 044	1 875
SURINAME	130	136	87	SRI LANKA	66	301	183
ECUADOR	947	11 422	7 059	INDONESIA	2 109	3 447	2 156
PERU	433	3 026	1 852	SINGAPORE	267	462	293
BRAZIL	1 534	15 422	9 637	CHINA	10 873	12 860	7 914
CHILE	1 074	6 357	3 919	NORTH KOREA	156	208	136
BOLIVIA	292	1 490	916	JAPAN	288	1 348	849
PARAGUAY	229	1 219	754	TAIWAN	60	64	39
URUGUAY	428	2 375	1 472	HONG KONG	614	630	403
ARGENTINA	1 842	6 428	4 030	AUSTRALIA	106	443	268
CYPRUS	2 523	7 314	4 541	EXPORTS	271 418	618 833	383 100
LEBANON	888	6 830	4 206	FRANCE	37 436	89 323	55 329
SYRIA	207	748	472	BELGIUM LUX	12 109	25 552	15 833
IRAQ	6 451	21 185	12 936	NETHERLANDS	15 575	29 547	18 262
IRAN	18 825	29 488	18 325	ITALY	24 137	55 402	34 212
ISRAEL	2 806	26 022	16 109	UNITD KINGDOM	27 027	52 865	32 888
JORDAN	1 648	8 713	5 460	IRELAND	324	829	516
SAUDI ARABIA	18 991	85 672	53 182	DENMARK	5 062	6 836	4 232
KUWAIT	1 168	7 877	4 678	GREECE	2 695	6 411	3 993
BAHRAIN	1 201	2 756	1 688	PORTUGAL	903	2 134	1 324
QATAR	368	1 595	991	SPAIN	15 941	40 251	24 943
ARAB EMIRAT	5 141	15 116	9 294	CANARY IS	74	111	69
OMAN	1 640	3 649	2 233	ICELAND	24	62	37
NORTH YEMEN	2 288	4 951	3 113	NORWAY	897	1 998	1 238
SOUTH YEMEN	12	131	81	SWEDEN	2 300	5 816	3 609
AFGHANISTAN	105	421	256	FINLAND	1 570	5 162	3 167
PAKISTAN	5 952	21 366	13 143	SWITZERLAND	9 582	26 791	16 525
INDIA	1 995	6 875	4 304	AUSTRIA	11 206	27 493	17 041
BANGLADESH	142	875	535	MALTA	453	1 317	816
SRI LANKA	749	2 974	1 809	YUGOSLAVIA	5 835	14 352	8 829
MYANMAR	143	814	510	TURKEY	3 678	8 639	5 361
THAILAND	5 216	24 355	15 018	SOVIET UNION	854	2 150	1 315
VIETNAM	254	762	491	POLAND	2 377	6 384	3 959
INDONESIA	524	4 224	2 637	CZECHOSLOVA	1 082	4 724	2 829
MALAYSIA	3 180	14 133	8 726	HUNGARY	2 122	6 489	4 002
SINGAPORE	1 426	9 997	6 202	ROMANIA	354	1 910	1 194
PHILIPPINES	1 626	19 906	12 320	BULGARIA	1 756	1 156	731
CHINA	48 857	28 493	17 469	MOROCCO	1 489	2 835	1 770
NORTH KOREA	88	362	230	ALGERIA	1 495	5 117	3 200
SOUTH KOREA	2 772	16 710	10 320	TUNISIA	574	1 918	1 197
JAPAN	27 459	485 665	300 018	LIBYA	273	492	296
TAIWAN	7 041	34 047	21 164	EGYPT	2 915	4 289	2 708
HONG KONG	11 142	42 354	26 230	SUDAN	40	117	77
MACAO	22	69	43	MALI	35	76	50
AUSTRALIA	10 567	102 005	63 128	BURKINA FASO	22	113	71
PAPUA NEW G	125	296	184	SENEGAL	30	85	54
AUST OCEANIA	12	147	89	IVORY COAST	89	320	195
NEW ZEALAND	1 097	14 269	8 817	GHANA	24	50	31
SOLOMON IS	13	482	305	NIGERIA	4 829	7 604	4 636
KIRIBATI	25	144	86	CAMEROON	20	69	41
N ZEAL OCEAN	25	62	37	ZAIRE	235	514	313
FIJI	30	261	160	RWANDA	216	841	513
551 ESSNTL.OIL,PERFUME,FLAVR				BURUNDI	36	99	60
IMPORTS	286 071	542 886	336 993	ANGOLA	40	135	84
FRANCE	38 921	129 089	80 121	ETHIOPIA	29	81	50
BELGIUM LUX	10 607	14 041	8 707	KENYA	269	859	540
NETHERLANDS	33 744	64 847	40 234	TANZANIA	64	106	70
ITALY	24 397	22 416	13 842	SEYCHELLES	34	73	45
UNITD KINGDOM	25 074	47 493	29 632	MOZAMBIQUE	41	186	117
IRELAND	9 907	45 258	28 062	MADAGASCAR	265	276	173
DENMARK	894	1 753	1 094	MAURITIUS	91	615	383
GREECE	946	915	549	ZAMBIA	130	212	126
PORTUGAL	140	222	140	ZIMBABWE	39	89	54
SPAIN	4 594	6 994	4 335	SOUTH AFRICA	3 688	10 831	6 689
SWEDEN	2 738	1 214	761	BOTSWANA	31	66	40
SWITZERLAND	27 793	120 608	74 883	SWAZILAND	702	900	544
AUSTRIA	5 221	5 974	3 735	USA	16 312	14 746	9 192
YUGOSLAVIA	752	1 221	744	CANADA	1 369	977	607
TURKEY	3 313	794	499	MEX.CO	235	1 292	799
SOVIET UNION	1 826	649	404	GUATEMALA	270	1 001	618
POLAND	18 206	2 749	1 753	HONDURAS	62	364	229
				EL SALVADOR	157	676	419

6 IMPORTS AND EXPORTS (SPECIAL TRADE) BY GROUPS OF THE SITC-REV. III AND BY COUNTRIES OF PRODUCTION AND CONSUMPTION 1990

GROUP COUNTRY	DT = 100 KG	1 000 DM	1 000 \$	GROUP COUNTRY	DT = 100 KG	1 000 DM	1 000 \$
COSTA RICA	493	1 206	741	ITALY	145 320	140 989	87 367
PANAMA	175	331	199	UNITED KINGDOM	128 053	144 529	89 961
DOMINIC REP	335	671	404	IRELAND	2 188	3 539	2 180
JAMAICA	32	116	71	DENMARK	25 419	31 076	19 332
BARBADOS	23	97	62	GREECE	18 912	19 025	11 769
TRINIDAD TOB	28	151	92	PORTUGAL	5 637	8 844	5 473
ARUBA	34	86	55	SPAIN	19 602	32 447	20 127
COLOMBIA	818	2 646	1 627	CANARY IS	308	684	428
VENEZUELA	746	2 930	1 819	ICELAND	1 863	2 508	1 566
ECUADOR	346	1 284	790	NORWAY	20 530	22 909	14 196
PERU	261	1 152	693	SWEDEN	26 333	31 156	19 216
BRAZIL	228	780	479	FINLAND	17 513	24 586	15 208
CHILE	1 082	3 170	1 959	SWITZERLAND	86 646	133 009	82 623
BOLIVIA	56	401	248	AUSTRIA	153 721	165 084	102 545
PARAGUAY	225	448	274	GIBRALTAR	189	269	164
URUGUAY	66	353	220	MALTA	1 739	1 823	1 137
ARGENTINA	250	974	606	YUGOSLAVIA	7 730	9 288	5 792
CYPRUS	404	1 404	875	TURKEY	10 330	7 406	4 564
LEBANON	396	1 206	735	SOVIET UNION	46 751	22 559	13 645
SYRIA	1 257	9 648	5 775	POLAND	57 329	38 825	24 801
IRAQ	128	342	205	CZECHOSLOVA	8 491	8 933	5 612
IRAN	2 779	5 132	3 217	HUNGARY	11 693	12 180	7 721
ISRAEL	1 765	4 915	3 045	ROMANIA	5 763	5 536	3 535
JORDAN	284	930	585	BULGARIA	766	1 598	1 009
SAUDI ARABIA	2 713	6 637	4 061	MOROCCO	365	289	180
KUWAIT	37	119	71	TUNISIA	203	491	303
BAHRAIN	16	106	66	LIBYA	229	81	47
ARAB EMIRAT	111	528	320	EGYPT	2 719	2 213	1 364
NORTH YEMEN	783	995	630	SUDAN	306	397	249
PAKISTAN	832	2 203	1 363	CHAD	56	94	57
INDIA	1 043	4 122	2 627	GAMBIA	599	130	78
BANGLADESH	391	806	499	LIBERIA	23	50	31
SRI LANKA	216	542	343	IVORY COAST	55	207	125
NEPAL	68	210	135	GHANA	21	105	62
MYANMAR	71	348	207	TOGO	104	241	151
THAILAND	2 149	4 788	2 985	BENIN	52	196	124
VIETNAM	47	125	74	NIGERIA	893	929	579
INDONESIA	8 022	21 806	13 488	CAMEROON	51	53	33
MALAYSIA	858	1 782	1 101	GABON	93	83	50
SINGAPORE	2 236	5 289	3 324	ANGOLA	55	81	52
PHILIPPINES	1 721	3 341	2 063	ETHIOPIA	64	70	38
CHINA	325	1 355	863	DJIBOUTI	130	154	101
SOUTH KOREA	5 969	13 941	8 547	SOMALIA	73	93	58
JAPAN	4 567	11 699	7 223	KENYA	159	156	97
TAIWAN	1 407	3 977	2 452	MADAGASCAR	114	80	51
HONG KONG	2 222	6 647	4 018	MAURITIUS	99	142	85
AUSTRALIA	1 558	4 581	2 831	SOUTH AFRICA	1 487	2 922	1 816
NEW ZEALAND	130	351	218	NAMIBIA	55	103	68
				USA	45 632	99 381	61 492
				CANADA	10 125	18 581	11 566
				MEXICO	619	786	487
				BERMUDA	61	49	32
				GUATEMALA	146	113	71
				HONDURAS	54	101	61
				EL SALVADOR	160	165	104
				COSTA RICA	25	78	48
				PANAMA	1 177	1 431	895
				CUBA	304	267	160
				HAITI	215	393	241
				BAHAMAS	14	46	30
				DOMINIC REP	71	195	116
				GUADELOUPE	80	85	55
				DOMINICA	50	380	229
				BARBADOS	42	63	36
				TRINIDAD TOB	305	220	141
				ARUBA	65	170	106
				NETH ANTILL	165	334	204
				COLOMBIA	105	242	148
				VENEZUELA	75	275	165
				SURINAME	59	114	72
				ECUADOR	264	335	215
				PERU	61	375	228
				BRAZIL	126	345	216
				CHILE	675	1 710	1 059
				BOLIVIA	163	300	183
				PARAGUAY	2 101	2 523	1 608
				URUGUAY	157	514	317
				ARGENTINA	54	258	164
				CYPRUS	1 232	1 671	1 030
				LEBANON	3 374	3 313	2 074
				SYRIA	59	82	48
				IRAQ	134	370	219
				IRAN	17	91	55
				ISRAEL	2 577	6 091	3 791
				JORDAN	2 179	2 125	1 295
				SAUDI ARABIA	38 311	38 470	23 721
				KUWAIT	6 588	9 623	5 753
				BAHRAIN	2 142	2 648	1 610
				QATAR	1 887	2 102	1 284
				ARAB EMIRAT	10 715	13 607	8 380
				OMAN	3 381	3 361	2 066
				NORTH YEMEN	14	72	45
				AFGHANISTAN	5 049	2 633	1 658
				INDIA	1 172	1 482	922
				MALDIVES	175	243	156
				SRI LANKA	60	81	49
				NEPAL	541	348	212

553 PERFUMERY, COSMETICS, ETC.

IMPORTS	816 005	1 463 692	910 405
FRANCE	275 682	759 225	470 926
BELGIUM LUX	36 097	53 974	33 915
NETHERLANDS	87 796	74 137	46 685
ITALY	70 023	98 455	61 224
UNITED KINGDOM	161 775	184 980	115 296
IRELAND	36 956	62 527	39 180
DENMARK	6 000	8 731	5 462
GREECE	535	621	387
PORTUGAL	2 596	1 674	1 033
SPAIN	15 271	21 641	13 332
NORWAY	208	704	433
SWEDEN	1 886	3 725	2 294
FINLAND	301	786	482
SWITZERLAND	57 236	95 940	59 723
AUSTRIA	21 263	18 297	11 440
MALTA	1 376	975	604
YUGOSLAVIA	1 271	580	354
TURKEY	533	238	146
SOVIET UNION	5	51	34
CZECHOSLOVA	558	361	242
HUNGARY	63	81	47
MOROCCO	189	62	37
USA	15 917	35 892	22 334
CANADA	687	987	616
PANAMA	3	52	31
BRAZIL	72	199	119
ISRAEL	2 176	1 355	830
KUWAIT	7	47	30
INDIA	302	443	278
THAILAND	128	687	429
MALAYSIA	101	97	62
SINGAPORE	111	369	232
CHINA	1 954	2 751	1 703
SOUTH KOREA	135	446	272
JAPAN	3 325	13 333	8 299
TAIWAN	12 531	18 726	11 555
HONG KONG	295	188	115
AUSTRALIA	32	58	37
EXPORTS	1 381 770	1 590 335	986 251
FRANCE	111 535	150 516	93 151
BELGIUM LUX	105 414	80 663	49 766
NETHERLANDS	140 737	151 430	93 823

6 IMPORTS AND EXPORTS (SPECIAL TRADE) BY GROUPS OF THE SITC-REV. III AND BY COUNTRIES OF PRODUCTION AND CONSUMPTION 1990

GROUP COUNTRY	DT = 100 KG	1 000 DM	1 000 \$	GROUP COUNTRY	DT = 100 KG	1 000 DM	1 000 \$
THAILAND	1 691	2 068	1 284	BENIN	815	517	320
INDONESIA	332	822	500	NIGERIA	6 648	3 057	1 899
MALAYSIA	3 376	4 346	2 692	CAMEROON	2 066	1 142	709
SINGAPORE	4 782	8 751	5 415	CENT AFR REP	197	133	81
PHILIPPINES	166	412	261	GABON	762	285	182
CHINA	97	70	45	CONGO	292	174	112
NORTH KOREA	809	1 291	797	ZAIRE	2 887	1 112	707
SOUTH KOREA	1 939	3 826	2 376	RWANDA	1 635	423	253
JAPAN	29 223	35 795	22 055	BURUNDI	201	107	65
TAIWAN	6 912	8 189	5 088	ANGOLA	7 045	2 315	1 436
HONG KONG	11 038	14 544	9 010	ETHIOPIA	2 021	435	262
AUSTRALIA	7 937	14 708	9 111	KENYA	3 750	1 196	749
NEW ZEALAND	603	904	567	UGANDA	148	109	68
NEW CALEDON	51	51	32	TANZANIA	588	321	198
FIJI	14	69	44	MOZAMBIQUE	1 508	370	221
FR POLYNESIA	49	67	42	MADAGASCAR	783	374	231
SHIPS SUPPL	442	14 879	9 277	REUNION	290	143	91
554 SOAP, CLEANERS, POLISH, ETC				MAURITIUS	2 440	1 155	719
IMPORTS	3 939 688	867 026	539 569	ZAMBIA	1 219	400	248
FRANCE	777 204	158 728	98 781	ZIMBABWE	3 732	1 299	817
BELGIUM LUX	996 407	179 635	111 792	SOUTH AFRICA	55 983	18 449	11 441
NETHERLANDS	710 123	140 441	87 251	NAMIBIA	167	53	33
ITALY	398 401	84 908	52 847	USA	112 301	53 322	32 878
UNTD KINGDOM	167 295	58 360	36 337	CANADA	29 186	14 862	9 201
IRELAND	7 385	7 695	4 801	MEXICO	6 150	3 198	1 983
DENMARK	92 779	17 012	10 515	GUATEMALA	7 272	2 124	1 323
PORTUGAL	1 277	260	163	HONDURAS	1 617	926	576
SPAIN	69 368	16 095	9 946	EL SALVADOR	5 267	1 238	776
NORWAY	25 840	4 786	3 002	NICARAGUA	381	208	125
SWEDEN	17 722	5 856	3 596	COSTA RICA	4 880	1 658	1 014
FINLAND	1 976	620	386	PANAMA	826	304	190
SWITZERLAND	268 811	82 293	51 380	CUBA	1 079	356	224
AUSTRIA	202 257	39 930	24 977	HAITI	263	170	108
YUGOSLAVIA	53 364	6 640	4 163	DOMINIC REP	2 139	563	341
TURKEY	9 844	1 881	1 159	GUADELOUPE	199	78	52
POLAND	2 727	377	242	JAMAICA	512	135	86
CZECHOSLOVA	14 474	1 190	741	BARBADOS	52	61	38
HUNGARY	10 129	2 008	1 251	TRINIDAD TOB	165	85	54
USA	99 193	49 948	31 019	NETH ANTILL	580	157	96
CANADA	4 243	2 080	1 291	COLOMBIA	12 807	5 079	3 149
MEXICO	1 100	280	181	VENEZUELA	7 516	2 396	1 475
INDIA	76	65	39	SURINAME	73	52	31
INDONESIA	540	52	33	ECUADOR	7 499	2 318	1 447
CHINA	119	53	32	PERU	7 707	2 566	1 572
JAPAN	6 103	5 109	3 203	BRAZIL	20 765	9 243	5 793
TAIWAN	77	243	147	CHILE	24 232	7 645	4 744
HONG KONG	196	285	172	BOLIVIA	2 806	861	536
EXPORTS	8 996 391	2 417 397	1 497 278	PARAGUAY	2 610	756	470
FRANCE	1 378 062	318 814	197 676	URUGUAY	7 671	2 884	1 785
BELGIUM LUX	1 006 177	225 513	139 707	ARGENTINA	20 434	6 172	3 865
NETHERLANDS	903 127	201 910	125 916	CYPRUS	19 996	5 077	3 178
ITALY	680 701	214 387	132 555	LEBANON	7 865	2 373	1 464
UNTD KINGDOM	527 296	168 488	104 509	SYRIA	21 287	7 519	4 520
IRELAND	18 789	8 758	5 355	IRAQ	2 334	1 197	716
DENMARK	181 878	45 819	28 495	IRAN	73 522	21 611	13 546
GREECE	119 561	39 184	24 249	ISRAEL	73 662	23 007	14 217
PORTUGAL	50 360	21 695	13 430	JORDAN	8 085	2 105	1 314
SPAIN	159 001	54 759	33 987	SAUDI ARABIA	32 586	9 637	5 971
CANARY IS	1 567	597	372	KUWAIT	4 611	2 181	1 301
ICELAND	6 465	2 095	1 296	BAHRAIN	818	380	232
NORWAY	40 530	16 152	10 022	QATAR	527	247	159
SWEDEN	150 468	48 648	30 260	ARAB EMIRAT	7 621	3 235	1 970
FINLAND	75 489	26 308	16 326	OMAN	2 306	902	555
SWITZERLAND	567 388	151 187	93 956	NORTH YEMEN	21 194	3 802	2 438
AUSTRIA	664 403	175 672	109 013	AFGHANISTAN	1 384	595	363
ANDORRA	173	190	117	PAKISTAN	17 583	5 313	3 264
MALTA	5 356	2 297	1 445	INDIA	18 024	5 019	3 097
YUGOSLAVIA	186 358	48 522	30 188	BANGLADESH	3 881	1 009	628
TURKEY	78 526	24 819	15 394	SRI LANKA	1 058	497	302
SOVIET UNION	642 872	117 999	71 485	NEPAL	346	116	71
POLAND	94 233	22 137	14 040	MYANMAR	379	162	100
CZECHOSLOVA	50 013	19 314	11 975	THAILAND	33 795	10 899	6 716
HUNGARY	113 351	24 910	15 382	VIETNAM	224	87	53
ROMANIA	6 319	2 919	1 791	INDONESIA	29 428	9 875	6 150
BULGARIA	20 889	6 057	3 724	MALAYSIA	13 200	5 459	3 373
ALBANIA	745	224	139	BRUNEI	107	139	91
MOROCCO	12 136	3 768	2 327	SINGAPORE	17 159	7 352	4 514
ALGERIA	23 564	7 418	4 704	PHILIPPINES	10 777	2 823	1 748
TUNISIA	9 293	3 204	1 974	MONGOLIA	1 305	333	198
LIBYA	1 636	797	466	CHINA	33 872	8 569	5 269
EGYPT	23 790	8 857	5 506	NORTH KOREA	829	143	86
SUDAN	3 941	1 150	730	SOUTH KOREA	55 733	19 769	12 252
MAURITANIA	143	52	32	JAPAN	52 899	24 898	15 423
MALI	204	84	51	TAIWAN	40 794	21 926	13 589
BURKINA FASO	222	73	46	HONG KONG	51 436	19 306	11 944
NIGER	149	50	30	AUSTRALIA	31 499	15 005	9 256
SENEGAL	437	191	113	NEW ZEALAND	7 539	3 166	1 960
GUINEA	227	133	78	TONGA	155	63	41
LIBERIA	1 475	427	252	SHIPS SUPPL	8	66	42
IVORY COAST	2 296	907	556	562 FERTILIZER, EXCEPT GRP272			
GHANA	2 141	1 231	778	IMPORTS	57 609 449	1 346 092	837 695
TOGO	1 215	404	245	FRANCE	4 502 658	83 958	51 743
				BELGIUM LUX	6 480 672	144 973	90 270
				NETHERLANDS	15 101 585	376 628	234 669

6 IMPORTS AND EXPORTS (SPECIAL TRADE) BY GROUPS OF THE SITC-REV. III AND BY COUNTRIES OF PRODUCTION AND CONSUMPTION 1990

GROUP COUNTRY	DT = 100 KG	1 000 DM	1 000 \$	GROUP COUNTRY	DT = 100 KG	1 000 DM	1 000 \$
ITALY	4 370 608	99 598	62 454	SAUDI ARABIA	33 867	3 980	2 490
UNITD KINGDOM	236 906	6 489	4 182	ARAB EMIRAT	9 516	523	327
IRELAND	671 425	14 643	9 167	OMAN	13 864	715	463
DENMARK	1 513 870	31 564	19 465	PAKISTAN	363 654	11 743	6 961
GREECE	777 506	17 911	11 037	INDIA	3 493 372	61 068	38 033
PORTUGAL	614 722	12 258	7 499	BANGLADESH	439 269	10 915	7 335
SPAIN	2 608 084	57 056	35 380	SRI LANKA	120 184	2 263	1 339
NORWAY	964 049	31 016	19 879	THAILAND	157 498	4 816	2 977
SWEDEN	834 277	20 195	12 514	INDONESIA	14 358	2 103	1 312
SWITZERLAND	59 332	3 667	2 265	MALAYSIA	406 231	5 670	3 627
AUSTRIA	3 726 346	94 898	60 323	SINGAPORE	333 479	7 807	5 041
YUGOSLAVIA	2 648 375	64 545	38 645	PHILIPPINES	3 961	411	254
SOVIET UNION	176 242	4 574	2 906	CHINA	1 737 300	52 896	32 592
POLAND	4 153 354	83 528	53 050	SOUTH KOREA	3 553	697	430
CZECHOSLOVA	833 045	14 146	9 004	JAPAN	1 077 481	33 036	20 396
HUNGARY	1 503 964	35 820	22 615	TAIWAN	10 771	1 049	642
ROMANIA	899 158	13 648	8 311	HONG KONG	10 411	502	315
BULGARIA	810 054	11 937	7 313	AUSTRALIA	84 566	3 473	2 150
MOROCCO	1 375 983	43 855	26 353	NEW ZEALAND	3 625	613	379
TUNISIA	12 171	312	190				
NIGERIA	183 383	4 324	2 699	571 POLYMERS OF ETHYLENE			
SOUTH AFRICA	62 742	1 246	780				
USA	1 641 680	53 184	32 551	IMPORTS	12 716 686	2 295 624	1 432 812
CANADA	1 331	96	60	FRANCE	1 999 851	351 792	219 018
MEXICO	1 944	197	118	BELGIUM LUX	2 510 186	463 562	288 749
TRINIDAD TOB	11 886	306	184	NETHERLANDS	2 665 592	451 534	281 703
ISRAEL	816 549	18 185	11 258	ITALY	994 234	182 342	113 752
MALAYSIA	9 202	239	142	UNITD KINGDOM	232 516	54 165	33 759
CHINA	901	92	58	IRELAND	346	87	54
EXPORTS	43 903 506	1 016 240	628 695	DENMARK	15 039	1 772	1 107
FRANCE	3 467 054	95 188	58 954	GREECE	258	69	41
BELGIUM LUX	9 190 450	170 429	104 813	PORTUGAL	154 906	28 020	18 042
NETHERLANDS	2 729 687	61 185	37 281	SPAIN	208 045	38 968	24 264
ITALY	2 330 408	94 667	59 130	NORWAY	356 704	56 365	34 935
UNITD KINGDOM	2 585 608	51 070	31 781	SWEDEN	580 422	139 658	87 836
IRELAND	2 433 518	44 621	27 458	FINLAND	105 645	19 956	12 571
DENMARK	1 449 081	34 787	21 163	SWITZERLAND	30 550	9 905	6 185
GREECE	584 935	19 005	11 662	AUSTRIA	577 376	98 786	61 503
PORTUGAL	125 279	2 462	1 510	YUGOSLAVIA	276 758	42 990	26 747
SPAIN	1 757 319	36 098	22 088	TURKEY	16 222	2 338	1 449
NORWAY	1 044 324	20 438	12 546	SOVIET UNION	57 949	6 924	4 379
SWEDEN	1 439 649	31 257	19 342	POLAND	187 017	22 289	14 028
FINLAND	10 114	1 357	827	CZECHOSLOVA	223 579	28 375	17 765
SWITZERLAND	743 666	24 626	15 135	HUNGARY	158 472	24 033	15 023
AUSTRIA	1 082 868	29 426	18 187	ROMANIA	562	84	57
YUGOSLAVIA	3 396	442	277	BULGARIA	1 000	151	101
TURKEY	791 456	5 966	3 790	USA	261 766	88 515	54 740
SOVIET UNION	11 588	996	589	CANADA	135 063	23 198	14 489
POLAND	2 783	403	255	MEXICO	129 721	16 357	10 735
CZECHOSLOVA	13 164	1 091	654	BRAZIL	126 666	16 296	10 455
HUNGARY	25 839	2 339	1 423	ARGENTINA	40 774	5 514	3 506
MOROCCO	83 092	2 261	1 492	IRAQ	734	115	74
ALGERIA	56 996	1 481	916	ISRAEL	989	361	237
TUNISIA	36 758	952	627	SAUDI ARABIA	646 000	105 622	65 852
LIBYA	1 604	67	41	CHINA	1 940	436	264
EGYPT	298 508	9 025	5 543	JAPAN	38 313	14 791	9 238
SUDAN	3 816	1 375	874	TAIWAN	346	135	81
IVORY COAST	73 202	483	320	EXPORTS	9 278 228	1 843 361	1 145 119
GHANA	5 400	124	74	FRANCE	1 307 906	271 835	168 750
NIGERIA	19 789	748	461	BELGIUM LUX	1 103 144	209 888	130 581
GABON	3 001	79	47	NETHERLANDS	759 218	135 950	84 595
ZAIRE	10 455	403	240	ITALY	1 358 099	268 421	166 880
SOMALIA	6 968	190	113	UNITD KINGDOM	954 686	184 855	115 150
KENYA	4 808	379	248	IRELAND	97 804	18 044	11 281
REUNION	573	112	72	DENMARK	310 873	64 230	39 880
ZIMBABWE	143 991	4 151	2 595	GREECE	111 153	21 525	13 340
SOUTH AFRICA	334 726	6 641	4 206	PORTUGAL	53 482	12 316	7 669
USA	942 105	23 181	14 707	SPAIN	415 313	84 997	53 023
CANADA	1 798	245	145	ICELAND	14 072	3 549	2 191
MEXICO	327	95	60	NORWAY	117 632	24 896	15 479
GUATEMALA	50 490	604	390	SWEDEN	265 167	53 557	33 498
HONDURAS	246 437	5 158	3 265	FINLAND	234 948	46 783	28 900
EL SALVADOR	95 860	2 414	1 420	SWITZERLAND	536 213	110 690	68 922
COSTA RICA	1 137	700	430	AUSTRIA	377 537	87 202	54 207
PANAMA	112 565	2 209	1 359	MALTA	4 029	836	518
CUBA	617	131	82	YUGOSLAVIA	50 272	13 301	8 338
DOMINIC REP	210	50	31	TURKEY	45 192	9 266	5 756
COLOMBIA	813	453	282	SOVIET UNION	70 929	16 038	9 538
VENEZUELA	386	67	41	POLAND	12 510	3 092	1 995
FRENCH GUIAN	4 870	133	79	CZECHOSLOVA	11 833	4 296	2 655
ECUADOR	2 418	375	229	HUNGARY	15 898	3 676	2 290
PERU	356	82	48	ROMANIA	718	191	120
BRAZIL	968 862	10 963	6 961	BULGARIA	1 030	377	225
CHILE	40 401	1 386	872	MOROCCO	25 682	5 078	3 196
BOLIVIA	359	81	50	ALGERIA	3 482	784	520
PARAGUAY	2 545	88	57	TUNISIA	5 835	981	616
URUGUAY	70 610	1 548	977	LIBYA	42 412	7 316	4 454
ARGENTINA	2 166	207	126	EGYPT	24 791	5 075	3 162
CYPRUS	2 739	148	91	SUDAN	456	175	104
LEBANON	5 335	252	154	SENEGAL	2 308	496	302
SYRIA	380	169	109	LIBERIA	326	56	33
IRAQ	10 660	281	168	IVORY COAST	7 776	1 307	793
IRAN	99 574	3 527	2 093	GHANA	6 029	1 220	743
ISRAEL	1 294	145	85	NIGERIA	57 935	12 023	7 322
JORDAN	5 563	379	243				

6 IMPORTS AND EXPORTS (SPECIAL TRADE) BY GROUPS OF THE SITC-REV. III AND BY COUNTRIES OF PRODUCTION AND CONSUMPTION 1990

GROUP COUNTRY	DT = 100 KG	1 000 DM	1 000 \$	GROUP COUNTRY	DT = 100 KG	1 000 DM	1 000 \$
CAMEROON	2 532	589	358	SOUTH KOREA	26 929	6 098	3 911
ZAIRE	3 783	811	492	JAPAN	4 357	2 391	1 460
RWANDA	649	158	95	TAIWAN	48 850	11 731	7 291
BURUNDI	945	134	82	UNID COUNTR	2 627	822	539
ANGOLA	38 413	9 050	5 647	EXPORTS	6 273 540	1 740 770	1 078 856
ETHIOPIA	5 000	835	498	FRANCE	1 089 379	310 509	191 958
KENYA	16 388	2 518	1 521	BELGIUM LUX	549 108	138 872	85 803
TANZANIA	1 446	321	193	NETHERLANDS	639 069	173 537	107 647
MADAGASCAR	1 750	291	179	ITALY	829 252	220 097	136 440
REUNION	4 425	726	445	UNTD KINGDOM	433 900	128 663	79 620
MAURITIUS	1 785	363	233	IRELAND	41 841	13 124	8 120
ZAMBIA	4 212	1 201	719	DENMARK	125 207	44 594	27 555
ZIMBABWE	3 376	588	391	GREECE	42 768	11 706	7 255
MALAWI	900	158	93	PORTUGAL	51 538	14 295	8 884
SOUTH AFRICA	17 146	4 406	2 735	SPAIN	184 935	49 738	30 965
USA	37 856	10 413	6 414	ICELAND	2 024	540	334
CANADA	2 365	547	326	NORWAY	75 503	23 228	14 460
MEXICO	8 329	1 925	1 180	SWEDEN	131 870	41 894	25 904
GUATEMALA	361	115	74	FINLAND	90 831	23 541	14 528
EL SALVADOR	1 432	304	190	SWITZERLAND	341 525	117 150	72 623
CUBA	1 241	241	162	AUSTRIA	406 526	115 962	72 085
DOMINIC REP	1 585	430	269	MALTA	12 803	5 233	3 293
BARBADOS	1 350	314	193	YUGOSLAVIA	68 406	21 871	13 566
COLOMBIA	3 456	739	454	TURKEY	69 086	19 475	12 142
VENEZUELA	1 394	524	321	SOVIET UNION	72 956	19 494	11 940
SURINAME	1 800	345	218	POLAND	18 238	5 174	3 219
ECUADOR	5 899	1 200	732	CZECHOSLOVA	28 898	9 405	5 833
PERU	6 809	1 260	770	HUNGARY	39 420	11 836	7 388
BRAZIL	2 781	1 192	731	ROMANIA	2 204	56	36
CHILE	1 290	333	208	BULGARIA	3 580	1 055	632
BOLIVIA	1 187	237	149	MOROCCO	12 271	3 114	1 945
PARAGUAY	500	81	49	ALGERIA	69 787	15 839	10 283
URUGUAY	313	67	45	TUNISIA	4 443	1 160	714
ARGENTINA	21 192	4 414	2 750	LIBYA	11 546	3 926	2 437
CYPRUS	5 853	916	550	EGYPT	22 543	4 969	3 138
LEBANON	2 910	574	348	SENEGAL	2 650	974	600
SYRIA	500	69	41	IVORY COAST	1 340	368	222
IRAQ	968	359	227	GHANA	1 242	413	260
IRAN	44 953	8 234	5 072	NIGERIA	1 792	462	275
ISRAEL	42 786	9 456	5 895	CAMEROON	690	196	119
SAUDI ARABIA	16 735	4 046	2 528	ZAIRE	251	77	47
ARAB EMIRAT	1 220	426	271	ANGOLA	324	121	72
NORTH YEMEN	1 350	245	149	ETHIOPIA	359	110	68
SOUTH YEMEN	540	93	59	KENYA	1 152	229	137
PAKISTAN	34 111	5 231	3 275	MAURITIUS	440	124	78
INDIA	38 549	7 004	4 306	ZIMBABWE	1 680	290	182
BANGLADESH	4 403	796	484	SOUTH AFRICA	39 065	12 126	7 534
SRI LANKA	5 791	933	574	USA	68 373	17 578	10 888
NEPAL	3 040	670	400	CANADA	9 067	2 284	1 385
THAILAND	19 998	3 923	2 423	MEXICO	17 098	3 706	2 255
INDONESIA	48 403	8 202	5 087	GUATEMALA	1 070	271	165
MALAYSIA	24 962	4 829	2 992	EL SALVADOR	1 901	837	519
SINGAPORE	7 865	1 260	767	COSTA RICA	6 071	1 368	835
PHILIPPINES	28 620	3 102	1 850	PANAMA	1 198	286	177
CHINA	180 886	21 990	13 437	CUBA	360	88	52
NORTH KOREA	1 010	151	94	TRINIDAD TOB	549	135	81
SOUTH KOREA	92 560	16 602	10 250	COLOMBIA	3 888	1 262	781
JAPAN	10 771	3 150	1 933	VENEZUELA	1 260	413	265
TAIWAN	22 723	3 986	2 451	SURINAME	450	89	59
HONG KONG	6 884	1 891	1 183	ECUADOR	1 111	296	185
AUSTRALIA	12 388	2 841	1 763	PERU	3 298	806	491
NEW ZEALAND	5 300	947	593	BRAZIL	1 175	390	245
FR POLYNESIA	150	44	30	CHILE	5 343	1 715	1 057
				BOLIVIA	1 100	255	164
				URUGUAY	785	265	165
				ARGENTINA	2 051	874	560
				CYPRUS	923	422	257
				SYRIA	974	222	141
				IRAQ	17 891	4 889	2 905
				IRAN	38 621	11 268	6 869
				ISRAEL	34 316	8 356	5 209
				JORDAN	3 966	833	559
				SAUDI ARABIA	6 591	1 403	885
				BAHRAIN	382	68	44
				ARAB EMIRAT	3 507	743	484
				OMAN	1 040	235	150
				NORTH YEMEN	1 200	460	285
				PAKISTAN	15 094	3 118	1 935
				INDIA	3 127	736	463
				BANGLADESH	1 411	352	209
				SRI LANKA	2 378	563	349
				MYANMAR	71	58	34
				THAILAND	32 663	5 948	3 726
				INDONESIA	49 881	7 773	4 814
				MALAYSIA	73 247	16 719	10 397
				SINGAPORE	92 706	24 772	15 284
				PHILIPPINES	1 930	510	313
				CHINA	41 343	8 547	5 327
				SOUTH KOREA	8 068	2 089	1 273
				JAPAN	1 262	337	209
				TAIWAN	7 525	1 708	1 059
				HONG KONG	164 408	34 580	21 462
				AUSTRALIA	8 199	2 571	1 583
				NEW ZEALAND	12 967	2 683	1 645

572 POLYMERS OF STYRENE

IMPORTS	5 440 581	1 419 325	882 631
FRANCE	1 137 327	272 634	169 573
BELGIUM LUX	1 177 254	274 196	170 721
NETHERLANDS	1 506 206	449 621	279 429
ITALY	569 588	153 184	94 977
UNTD KINGDOM	442 733	113 191	70 544
IRELAND	417	129	76
DENMARK	5 228	1 651	1 010
GREECE	198	74	47
PORTUGAL	177	81	50
SPAIN	67 281	19 929	12 511
NORWAY	9 161	2 171	1 363
SWEDEN	130 453	27 658	17 312
FINLAND	13 090	3 921	2 448
SWITZERLAND	13 771	2 430	1 527
AUSTRIA	42 794	11 713	7 302
YUGOSLAVIA	40 538	7 439	4 576
SOVIET UNION	6 059	862	552
POLAND	9 044	2 090	1 320
CZECHOSLOVA	36 440	5 892	3 699
HUNGARY	15 569	2 552	1 560
BULGARIA	530	124	74
TUNISIA	95	74	50
USA	107 155	41 490	25 557
CANADA	256	59	36
MEXICO	5 196	953	584
BRAZIL	11 147	1 880	1 134
ARGENTINA	1 214	243	147
ISRAEL	673	241	150
SAUDI ARABIA	8 092	1 760	1 074

6 IMPORTS AND EXPORTS (SPECIAL TRADE) BY GROUPS OF THE SITC-REV. III AND BY COUNTRIES OF PRODUCTION AND CONSUMPTION 1990

GROUP COUNTRY	DT = 100 KG	1 000 DM	1 000 \$	GROUP COUNTRY	DT = 100 KG	1 000 DM	1 000 \$
573 POLYMERS, VINYL CHLORIDE				DOMINIC REP			
IMPORTS	5 335 081	992 365	615 806	COLOMBIA	1 900	499	311
FRANCE	997 997	193 240	120 198	VENEZUELA	32 871	6 074	3 740
BELGIUM LUX	757 382	115 904	71 950	ECUADOR	5 098	1 497	955
NETHERLANDS	1 246 683	242 700	150 676	PERU	13 222	2 209	1 355
ITALY	355 190	75 903	47 103	BRAZIL	4 321	1 323	788
UNITED KINGDOM	66 141	33 623	20 788	CHILE	5 614	4 214	2 621
IRELAND	1 157	293	180	BOLIVIA	3 973	1 270	780
DENMARK	2 186	1 079	666	URUGUAY	1 131	307	190
PORTUGAL	13 690	1 568	1 003	ARGENTINA	2 624	923	570
SPAIN	25 903	4 040	2 467	CYPRUS	12 155	2 907	1 818
NORWAY	7 194	961	588	LEBANON	657	310	188
SWEDEN	136 449	23 236	14 427	SYRIA	1 851	487	299
FINLAND	20 988	3 597	2 309	IRAQ	5 589	1 490	899
SWITZERLAND	187 838	40 863	25 292	IRAN	4 737	1 330	800
AUSTRIA	52 068	9 866	6 101	ISRAEL	104 276	21 956	13 498
YUGOSLAVIA	68 596	8 026	4 947	JORDAN	13 450	2 653	1 638
TURKEY	6 900	864	521	SAUDI ARABIA	1 444	334	207
SOVIET UNION	1 261	87	56	KUWAIT	2 663	899	558
POLAND	350 381	40 355	24 898	ARAB EMIRAT	683	326	193
CZECHOSLOVAKIA	380 200	43 090	27 010	OMAN	537	358	219
HUNGARY	135 215	17 000	10 642	AFGHANISTAN	175	50	31
ROMANIA	80 180	8 850	5 387	PAKISTAN	2 230	553	334
EGYPT	2 760	239	147	INDIA	7 023	1 805	1 095
SOUTH AFRICA	350	130	88	SRI LANKA	37 614	6 283	3 933
USA	133 890	66 641	41 192	THAILAND	2 185	526	329
CANADA	653	82	57	INDONESIA	16 614	3 172	1 947
MEXICO	143 557	18 915	11 559	MALAYSIA	10 101	3 376	2 098
COLOMBIA	17 832	1 945	1 197	SINGAPORE	4 881	1 590	980
BRAZIL	12 683	1 509	932	PHILIPPINES	11 400	3 895	2 418
URUGUAY	145	67	39	CHINA	12 606	3 012	1 865
ARGENTINA	10 434	1 180	725	SOUTH KOREA	20 091	5 352	3 351
ISRAEL	96 738	13 383	8 342	JAPAN	32 931	14 162	8 715
SAUDI ARABIA	13 814	2 129	1 334	TAIWAN	56 203	15 871	9 813
CHINA	1 347	1 854	1 116	HONG KONG	10 760	4 686	2 918
JAPAN	6 702	19 228	11 884	AUSTRALIA	71 547	13 530	8 428
				NEW ZEALAND	17 991	3 877	2 405
					4 011	1 166	711
EXPORTS				574 POLYACETAL, POLYCARBONATE			
FRANCE	7 780 428	1 654 313	1 023 714	IMPORTS	4 485 266	1 864 205	1 156 801
BELGIUM LUX	1 326 720	261 452	161 724	FRANCE	184 585	63 512	39 236
NETHERLANDS	739 188	157 220	97 559	BELGIUM LUX	1 024 509	355 382	220 348
ITALY	750 728	147 769	91 526	NETHERLANDS	1 543 666	716 233	444 530
UNITED KINGDOM	1 148 343	223 675	138 371	ITALY	419 345	146 457	90 425
IRELAND	1 076 266	221 196	136 945	UNITED KINGDOM	189 556	66 816	41 409
DENMARK	74 712	16 141	9 999	IRELAND	1 196	2 068	1 261
GREECE	173 296	40 297	24 883	DENMARK	10 156	8 878	5 341
PORTUGAL	18 205	4 817	2 994	GREECE	1 844	923	570
SPAIN	37 925	9 576	5 924	PORTUGAL	1 680	471	287
ICELAND	161 962	39 251	24 326	SPAIN	70 079	23 207	14 300
NORWAY	4 123	697	431	NORWAY	31 157	10 421	6 488
SWEDEN	82 054	14 456	8 943	SWEDEN	11 946	4 156	2 551
FINLAND	351 841	61 648	38 190	FINLAND	1 763	692	427
SWITZERLAND	42 946	11 086	6 833	SWITZERLAND	302 489	172 399	107 341
AUSTRIA	265 732	58 411	36 116	AUSTRIA	91 290	41 862	26 199
MALTA	198 876	47 296	29 312	YUGOSLAVIA	54 788	11 434	7 106
YUGOSLAVIA	1 362	332	202	SOVIET UNION	212	62	39
TURKEY	63 362	16 679	10 362	POLAND	38 729	7 104	4 494
SOVIET UNION	31 001	8 095	5 106	CZECHOSLOVAKIA	3 746	1 251	768
POLAND	204 587	39 106	23 781	HUNGARY	8 703	1 892	1 188
CZECHOSLOVAKIA	42 447	11 022	6 965	SOUTH AFRICA	976	86	58
HUNGARY	66 641	17 664	10 885	USA	363 175	161 749	100 661
ROMANIA	32 635	10 082	6 256	CANADA	1 738	432	258
BULGARIA	4 189	990	609	MEXICO	11 773	2 862	1 784
MOROCCO	5 979	1 496	899	BRAZIL	2 920	1 415	859
ALGERIA	1 833	783	480	ARGENTINA	243	65	43
TUNISIA	34 966	5 807	3 876	ISRAEL	560	591	356
LIBYA	7 232	1 742	1 076	INDIA	3 175	786	468
EGYPT	255	116	68	MALAYSIA	201	93	62
IVORY COAST	32 416	7 635	4 692	SINGAPORE	2 636	1 198	767
GHANA	775	383	235	NORTH KOREA	171	71	45
NIGERIA	1 807	550	330	SOUTH KOREA	9 580	3 293	2 048
CAMEROON	13 293	3 803	2 304	JAPAN	65 799	45 159	28 097
RWANDA	2 684	442	274	TAIWAN	15 927	4 329	2 691
BURUNDI	2 544	283	179	HONG KONG	10 411	4 809	3 007
ANGOLA	540	202	127	UNITED COUNTR	3 818	1 892	1 198
ETHIOPIA	4 614	1 249	756				
KENYA	680	173	105				
UGANDA	24 670	4 829	2 919	EXPORTS	6 354 849	2 734 675	1 692 317
TANZANIA	328	83	51	FRANCE	1 021 853	456 180	281 755
SEYCHELLES	1 010	220	130	BELGIUM LUX	364 490	138 648	85 878
MOZAMBIQUE	875	281	174	NETHERLANDS	507 965	199 976	123 684
ZAMBIA	500	110	67	ITALY	957 442	396 869	244 796
ZIMBABWE	923	239	151	UNITED KINGDOM	618 440	274 922	170 217
MALAWI	11 620	2 059	1 361	IRELAND	37 290	19 664	12 189
SOUTH AFRICA	2 173	475	290	DENMARK	157 771	71 153	44 164
USA	82 492	20 182	12 493	GREECE	34 006	12 309	7 589
CANADA	53 465	31 208	19 109	PORTUGAL	57 663	25 908	16 139
MEXICO	46 505	13 452	8 311	SPAIN	223 029	101 621	62 762
GUATEMALA	4 936	1 773	1 088	CANARY IS	221	79	47
HONDURAS	1 141	309	190	ICELAND	565	338	211
EL SALVADOR	283	78	47	NORWAY	43 091	21 009	13 035
COSTA RICA	1 089	318	195	SWEDEN	157 755	82 645	51 206
PANAMA	543	167	101	FINLAND	105 131	47 989	29 684
HAITI	855	222	137	SWITZERLAND	406 348	169 490	105 119
	360	116	74				

6 IMPORTS AND EXPORTS (SPECIAL TRADE) BY GROUPS OF THE SITC-REV. III AND BY COUNTRIES OF PRODUCTION AND CONSUMPTION 1990

GROUP COUNTRY	DT = 100 KG	1 000 DM	1 000 \$	GROUP COUNTRY	DT = 100 KG	1 000 DM	1 000 \$
AUSTRIA	431 183	161 866	100 602	ITALY	1 579 598	409 546	254 115
MALTA	1 929	1 266	764	UNITED KINGDOM	807 127	308 512	191 280
YUGOSLAVIA	97 077	47 602	29 397	IRELAND	14 209	10 429	6 488
TURKEY	61 347	23 650	14 572	DENMARK	84 945	23 188	14 424
SOVIET UNION	142 415	69 728	43 495	GREECE	213	52	33
POLAND	16 647	9 266	5 774	PORTUGAL	14 734	4 571	2 865
CZECHOSLOVAKIA	40 293	20 685	12 751	SPAIN	244 120	63 006	38 980
HUNGARY	17 265	10 765	6 700	NORWAY	274 664	61 646	38 240
ROMANIA	9 759	3 664	2 307	SWEDEN	210 980	48 503	30 033
BULGARIA	12 522	6 818	4 203	FINLAND	160 808	32 098	20 128
MOROCCO	9 558	4 024	2 501	SWITZERLAND	308 775	181 943	113 160
ALGERIA	3 553	1 953	1 254	AUSTRIA	1 652 791	183 872	114 275
TUNISIA	5 377	2 167	1 346	YUGOSLAVIA	144 827	9 184	5 643
LIBYA	1 801	975	617	TURKEY	5 373	371	231
EGYPT	14 653	6 879	4 265	SOVIET UNION	4 334	843	539
MAURITANIA	572	214	141	POLAND	248 982	15 391	9 748
SENEGAL	176	89	55	CZECHOSLOVAKIA	346 668	14 725	9 243
IVORY COAST	1 134	529	322	HUNGARY	40 130	7 277	4 534
TOGO	87	71	46	ROMANIA	3 651	1 070	644
NIGERIA	20 622	4 779	3 024	BULGARIA	2 081	280	175
CAMEROON	1 244	461	287	MAURITIUS	7 002	2 389	1 469
GABON	628	277	174	SOUTH AFRICA	529	236	150
ZAIRE	1 506	710	447	USA	516 822	348 373	216 115
RWANDA	618	231	144	CANADA	19 357	4 286	2 639
BURUNDI	307	105	62	MEXICO	11 107	3 931	2 449
ANGOLA	3 220	1 342	816	BRAZIL	15 157	4 527	2 811
SOMALIA	164	58	34	ARGENTINA	516	150	93
KENYA	16 678	2 992	1 843	ISRAEL	18 061	6 310	3 945
UGANDA	1 726	401	235	SAUDI ARABIA	979	166	105
TANZANIA	1 175	285	170	INDIA	651	323	202
MOZAMBIQUE	1 026	291	174	SINGAPORE	796	440	289
MADAGASCAR	1 690	512	309	PHILIPPINES	280	144	88
REUNION	1 127	273	171	SOUTH KOREA	11 189	3 954	2 463
MAURITIUS	288	160	99	JAPAN	190 548	114 138	70 747
ZAMBIA	645	133	80	TAIWAN	47 205	18 351	11 363
ZIMBABWE	2 159	1 155	700	HONG KONG	1 094	329	207
MALAWI	211	50	30	UNITED COUNTRY	2 305	764	487
SOUTH AFRICA	42 194	21 939	13 568	EXPORTS	20 876 041	6 882 932	4 263 984
USA	83 330	46 438	28 876	FRANCE	3 121 419	860 803	532 351
CANADA	25 333	13 834	8 565	BELGIUM LUX	2 009 073	463 113	287 234
MEXICO	7 028	3 928	2 428	NETHERLANDS	1 671 548	453 836	281 351
GUATEMALA	137	76	46	ITALY	3 182 009	1 061 540	657 338
HONDURAS	177	116	69	UNITED KINGDOM	1 501 640	499 751	309 996
EL SALVADOR	228	75	44	IRELAND	70 769	29 974	18 580
COSTA RICA	719	301	184	DENMARK	459 688	143 856	89 355
CUBA	445	294	188	GREECE	116 196	47 413	29 347
DOMINIC REP	1 987	494	310	PORTUGAL	144 419	62 385	38 534
COLOMBIA	6 849	2 483	1 526	SPAIN	622 098	303 223	187 741
VENEZUELA	2 621	1 539	974	CANARY IS	1 377	1 156	720
ECUADOR	11 387	2 228	1 342	ICELAND	13 066	3 020	1 885
PERU	833	576	353	NORWAY	124 286	43 340	26 924
BRAZIL	20 658	9 798	6 086	SWEDEN	651 867	192 608	119 440
CHILE	3 851	1 757	1 084	FINLAND	382 352	120 633	74 846
BOLIVIA	4 258	685	423	SWITZERLAND	987 434	329 414	204 109
PARAGUAY	975	198	128	AUSTRIA	1 379 048	366 692	227 409
URUGUAY	449	257	163	MALTA	18 861	9 048	5 548
ARGENTINA	7 388	3 589	2 251	YUGOSLAVIA	311 985	109 660	67 836
CYPRUS	1 689	941	575	TURKEY	213 657	85 262	52 781
LEBANON	930	288	178	SOVIET UNION	253 761	109 407	68 054
SYRIA	4 734	1 490	913	POLAND	70 226	34 206	21 399
IRAQ	1 928	1 470	884	CZECHOSLOVAKIA	92 650	51 046	31 473
IRAN	49 513	20 777	12 798	HUNGARY	90 543	40 550	25 047
ISRAEL	80 070	31 663	19 433	ROMANIA	22 528	16 417	10 258
JORDAN	602	412	250	BULGARIA	27 751	12 392	7 547
SAUDI ARABIA	12 531	5 633	3 469	ALBANIA	920	394	248
KUWAIT	1 907	811	485	MOROCCO	29 205	10 654	6 605
BAHRAIN	102	65	40	ALGERIA	15 249	6 933	4 293
QATAR	760	313	190	TUNISIA	55 992	11 310	7 026
ARAB EMIRAT	28 117	8 188	5 075	LIBYA	8 141	2 822	1 752
OMAN	446	170	108	EGYPT	153 337	34 419	21 205
PAKISTAN	6 797	2 770	1 724	SUDAN	847	314	198
INDIA	19 916	7 813	4 797	MAURITANIA	115	57	36
BANGLADESH	5 088	1 367	852	MALI	488	152	94
SRI LANKA	45	85	53	BURKINA FASO	105	65	41
MYANMAR	15 621	5 870	3 642	NIGER	167	100	59
THAILAND	12 130	5 067	3 117	SENEGAL	2 207	589	371
INDONESIA	9 388	7 891	4 907	SIERRA LEONE	30	149	89
MALAYSIA	120	52	33	LIBERIA	282	152	91
BRUNEI	56 994	21 604	13 482	IVORY COAST	8 674	2 200	1 352
SINGAPORE	6 083	1 870	1 162	GHANA	1 457	536	334
PHILIPPINES	24 047	6 224	3 749	TOGO	1 198	484	305
CHINA	30	59	35	BENIN	1 573	417	263
NORTH KOREA	21 578	10 610	6 533	NIGERIA	29 282	12 165	7 535
SOUTH KOREA	40 319	24 137	14 888	CAMEROON	3 895	1 348	816
JAPAN	35 310	14 548	9 200	CENT AFR REP	278	268	164
TAIWAN	48 012	21 471	13 414	GABON	618	179	111
HONG KONG	25 525	11 620	7 123	ZAIRE	3 912	1 608	1 007
AUSTRALIA	7 426	3 178	1 971	RWANDA	2 144	640	399
NEW ZEALAND				BURUNDI	319	112	71
575 OTH. PLASTIC, PRIMARY FORM				ANGOLA	2 081	1 162	720
IMPORTS	14 906 556	4 000 753	2 486 443	ETHIOPIA	6 428	1 111	699
FRANCE	2 154 620	663 277	411 830	KENYA	7 291	2 985	1 843
BELGIUM LUX	2 371 710	610 550	381 722	UGANDA	102	78	52
NETHERLANDS	3 364 774	827 881	514 023	TANZANIA	1 371	568	346
				MOZAMBIQUE	2 329	531	317

6 IMPORTS AND EXPORTS (SPECIAL TRADE) BY GROUPS OF THE SITC-REV. III AND BY COUNTRIES OF PRODUCTION AND CONSUMPTION 1990

GROUP COUNTRY	DT = 100 KG	1 000 DM	1 000 \$	GROUP COUNTRY	DT = 100 KG	1 000 DM	1 000 \$
MADAGASCAR	3 481	1 313	797	SOUTH AFRICA	282	62	38
REUNION	1 871	570	341	USA	2 735	729	457
MAURITIUS	3 520	1 308	809	CANADA	1 873	247	149
ZAMBIA	1 478	623	393	INDIA	177	132	82
ZIMBABWE	4 194	2 868	1 761	TAIWAN	455	298	186
MALAWI	2 773	438	265	EXPORTS	1 647 478	115 570	71 498
SOUTH AFRICA	157 838	71 266	43 960	FRANCE	49 566	3 646	2 299
NAMIBIA	84	57	37	BELGIUM LUX	214 682	13 946	8 693
USA	531 465	292 222	180 646	NETHERLANDS	313 674	18 529	11 493
CANADA	135 921	52 224	32 180	ITALY	396 119	29 827	18 389
MEXICO	47 851	25 113	15 561	UNITD KINGDOM	18 231	1 714	1 049
GUATEMALA	7 710	2 101	1 308	IRELAND	16 206	1 449	896
HONDURAS	371	291	182	DENMARK	14 728	1 581	973
EL SALVADOR	3 327	890	552	GREECE	62 831	3 842	2 383
NICARAGUA	2 092	458	272	PORTUGAL	13 047	1 097	674
COSTA RICA	13 528	1 974	1 227	SPAIN	30 321	1 953	1 209
PANAMA	145	97	62	NORWAY	4 684	216	134
ANGUILLA	101	51	33	SWEDEN	20 493	1 158	724
CUBA	1 199	652	402	SWITZERLAND	110 795	5 281	3 277
DOMINIC REP	1 610	815	516	AUSTRIA	81 640	4 852	3 018
JAMAICA	620	229	140	MALTA	68	67	41
BARBADOS	409	135	84	YUGOSLAVIA	21 962	783	470
TRINIDAD TOB	216	92	57	TURKEY	20 379	668	425
NETH ANTILL	171	252	154	SOVIET UNION	56	79	54
COLOMBIA	13 754	9 200	5 664	POLAND	12 300	787	487
VENEZUELA	14 273	9 758	6 108	CZECHOSLOVA	1 365	203	124
SURINAME	330	87	51	HUNGARY	2 668	219	142
ECUADOR	3 557	2 057	1 279	TUNISIA	1 506	175	111
PERU	8 798	3 648	2 233	EGYPT	848	79	54
BRAZIL	39 694	33 038	20 581	USA	102 977	15 158	9 261
CHILE	19 250	11 034	6 847	CANADA	4 155	573	358
BOLIVIA	2 595	695	417	BRAZIL	211	59	36
PARAGUAY	1 785	718	453	ARGENTINA	502	132	86
URUGUAY	15 048	7 006	4 375	IRAN	114	56	35
ARGENTINA	38 759	21 399	13 462	ISRAEL	1 156	155	97
CYPRUS	5 190	2 616	1 613	SAUDI ARABIA	3 508	368	229
LEBANON	17 221	2 690	1 638	ARAB EMIRAT	1 011	104	62
SYRIA	28 374	6 212	3 855	INDIA	13 065	861	531
IRAQ	8 149	3 308	1 979	THAILAND	35	64	38
IRAN	197 689	59 758	37 202	INDONESIA	47 196	1 583	970
ISRAEL	90 827	33 479	20 743	SINGAPORE	4 142	211	130
JORDAN	9 424	3 130	1 945	PHILIPPINES	32 291	1 181	743
SAUDI ARABIA	57 234	14 006	8 578	CHINA	1 074	422	263
KUWAIT	7 908	2 900	1 730	SOUTH KOREA	2 789	441	266
BAHRAIN	4 111	818	498	HONG KONG	20 718	1 635	1 012
QATAR	930	576	362	581 PLASTIC TUBE,PIPE,HOSE			
ARAB EMIRAT	19 171	7 158	4 401	IMPORTS	613 640	572 667	355 818
OMAN	1 696	578	358	FRANCE	83 645	70 079	43 402
NORTH YEMEN	3 265	566	351	BELGIUM LUX	53 593	57 959	36 151
SOUTH YEMEN	60	102	60	NETHERLANDS	90 382	85 304	53 089
PAKISTAN	39 796	14 273	8 813	ITALY	127 881	83 753	51 881
INDIA	48 587	17 123	10 515	UNITD KINGDOM	29 572	42 763	26 573
BANGLADESH	11 876	2 614	1 611	IRELAND	800	3 335	2 049
SRI LANKA	5 241	1 208	738	DENMARK	30 505	17 685	10 956
NEPAL	252	78	48	GREECE	16 807	7 970	4 916
MYANMAR	13 578	2 722	1 691	PORTUGAL	116	189	117
THAILAND	110 012	35 412	21 890	SPAIN	2 933	3 756	2 356
VIETNAM	196	85	55	NORWAY	370	793	492
INDONESIA	169 973	47 390	29 212	SWEDEN	20 171	22 224	13 738
MALAYSIA	49 589	15 246	9 447	FINLAND	2 044	6 085	3 819
BRUNEI	144	55	32	SWITZERLAND	44 782	68 066	42 441
SINGAPORE	75 198	26 337	16 291	AUSTRIA	88 705	55 193	34 260
PHILIPPINES	34 157	11 248	6 861	YUGOSLAVIA	1 684	1 131	708
MONGOLIA	2 112	692	418	TURKEY	152	81	50
CHINA	31 779	16 327	10 251	POLAND	279	166	103
NORTH KOREA	465	250	147	CZECHOSLOVA	237	64	38
SOUTH KOREA	150 267	78 707	48 955	HUNGARY	1 727	530	334
JAPAN	246 725	178 867	111 206	SOUTH AFRICA	3	47	32
TAIWAN	229 947	97 430	60 384	USA	5 910	24 686	15 338
HONG KONG	128 411	46 101	28 606	CANADA	456	501	310
AUSTRALIA	98 985	43 402	26 866	ISRAEL	3 443	5 376	3 366
PAPUA NEW G	3 074	1 229	755	INDIA	38	61	41
NEW ZEALAND	13 695	7 909	4 880	THAILAND	1 526	980	618
AMER OCEANIA	184	100	59	SINGAPORE	219	134	86
579 PLASTIC WASTE, SCRAP ETC				CHINA	313	251	160
IMPORTS	604 084	65 120	40 456	SOUTH KOREA	878	1 478	925
FRANCE	48 353	4 612	2 869	JAPAN	3 200	10 320	6 404
BELGIUM LUX	89 474	8 318	5 187	TAIWAN	878	1 312	821
NETHERLANDS	196 085	25 548	15 823	HONG KONG	302	174	110
ITALY	18 902	3 423	2 114	EXPORTS	1 244 795	1 140 286	705 889
UNITD KINGDOM	21 326	2 436	1 516	FRANCE	187 388	130 622	80 788
IRELAND	2 197	105	68	BELGIUM LUX	131 674	94 858	58 802
DENMARK	23 182	2 177	1 365	NETHERLANDS	169 853	116 483	72 037
SPAIN	3 349	541	333	ITALY	114 909	134 807	83 202
NORWAY	2 338	204	134	UNITD KINGDOM	54 194	53 700	33 203
SWEDEN	35 704	3 559	2 238	IRELAND	3 568	2 351	1 460
FINLAND	23 448	2 521	1 604	DENMARK	33 996	31 930	19 853
SWITZERLAND	39 585	3 338	2 064	GREECE	10 530	14 183	8 787
AUSTRIA	18 903	1 409	872	PORTUGAL	9 213	13 132	8 155
MALTA	527	59	34	SPAIN	20 082	20 750	12 968
SOVIET UNION	8 925	926	569				
POLAND	3 931	484	297				
CZECHOSLOVA	62 666	3 530	2 172				
HUNGARY	5 182	356	219				

6 IMPORTS AND EXPORTS (SPECIAL TRADE) BY GROUPS OF THE SITC-REV. III AND BY COUNTRIES OF PRODUCTION AND CONSUMPTION 1990

GROUP COUNTRY	DT = 100 KG	1 000 DM	1 000 \$	GROUP COUNTRY	DT = 100 KG	1 000 DM	1 000 \$
CANARY IS	1 183	664	412	FR POLYNESIA	23	90	54
ICELAND	2 355	1 433	871	582 PLASTIC PLATE, SHEETS, ETC			
NORWAY	13 765	9 987	6 143	IMPORTS	5 970 250	3 740 230	2 324 425
SWEDEN	26 203	27 151	16 811	FRANCE	631 426	384 521	238 998
FINLAND	21 878	19 602	12 127	BELGIUM LUX	1 010 531	665 729	412 970
SWITZERLAND	146 832	125 463	77 735	NETHERLANDS	1 105 420	627 770	391 233
AUSTRIA	129 620	107 330	66 384	ITALY	993 603	543 421	337 555
GIBRALTAR	539	258	164	UNTD KINGDOM	272 023	237 769	147 689
MALTA	892	1 178	735	IRELAND	23 848	43 774	27 244
YUGOSLAVIA	8 547	17 795	11 008	DENMARK	146 615	65 441	40 864
TURKEY	4 599	7 407	4 615	GREECE	888	546	334
SOVIET UNION	5 722	10 063	6 386	PORTUGAL	4 794	3 014	1 848
POLAND	1 620	1 913	1 204	SPAIN	61 339	31 205	19 419
CZECHOSLOVA	1 139	2 235	1 386	NORWAY	21 277	7 638	4 790
HUNGARY	3 450	6 335	3 934	SWEDEN	100 171	49 258	30 535
ROMANIA	82	252	160	FINLAND	58 774	30 130	18 831
BULGARIA	251	606	385	SWITZERLAND	375 691	233 863	145 495
MOROCCO	30	63	41	AUSTRIA	489 904	252 799	157 101
ALGERIA	3 627	1 583	988	MALTA	110	344	220
TUNISIA	1 714	2 164	1 345	YUGOSLAVIA	31 422	11 726	7 273
LIBYA	3 969	3 531	2 226	TURKEY	1 580	1 356	839
EGYPT	2 389	2 259	1 404	SOVIET UNION	254	70	45
SUDAN	1 262	492	300	POLAND	39 806	7 859	4 904
MALI	984	351	215	CZECHOSLOVA	82 262	17 512	10 897
BURKINA FASO	1 068	307	188	HUNGARY	24 560	7 511	4 666
CHAD	1 765	584	390	BULGARIA	3 271	1 282	797
CAPE VERDE	149	57	39	SOUTH AFRICA	199	459	289
GAMBIA	150	273	182	USA	153 724	222 741	138 373
GUINEA	2 398	939	572	CANADA	1 765	1 858	1 177
LIBERIA	487	223	133	MEXICO	3 017	2 214	1 416
IVORY COAST	34	59	35	BRAZIL	7 399	2 915	1 758
GHANA	434	226	141	ISRAEL	33 021	24 158	15 097
TOGO	135	63	37	INDIA	142	82	56
NIGERIA	8 598	4 216	2 710	THAILAND	526	192	120
CAMEROON	1 087	587	353	INDONESIA	2 881	785	492
ZAIRE	6 658	3 241	2 009	MALAYSIA	1 128	274	169
RWANDA	351	448	272	SINGAPORE	752	727	448
BURUNDI	131	95	56	CHINA	6 816	3 090	1 934
ETHIOPIA	5 864	2 023	1 202	SOUTH KOREA	29 155	15 383	9 591
KENYA	225	183	114	JAPAN	233 017	230 827	143 330
UGANDA	256	173	107	TAIWAN	15 736	9 168	5 719
TANZANIA	897	452	287	HONG KONG	967	587	370
MOZAMBIQUE	1 369	678	442	AUSTRALIA	37	54	34
REUNION	66	80	51	EXPORTS	8 298 829	5 712 546	3 543 238
MAURITIUS	209	112	69	FRANCE	1 521 696	1 025 087	634 476
ZAMBIA	460	239	141	BELGIUM LUX	634 462	422 596	262 720
SOUTH AFRICA	2 116	4 753	2 939	NETHERLANDS	1 250 537	688 785	427 295
USA	34 291	70 041	43 501	ITALY	765 230	553 840	343 305
CANADA	5 365	9 371	5 770	UNTD KINGDOM	842 811	588 813	365 842
MEXICO	2 510	7 121	4 400	IRELAND	63 733	47 526	29 605
GUATEMALA	13	92	55	DENMARK	301 722	166 830	103 357
EL SALVADOR	466	728	439	GREECE	63 916	41 991	26 154
COSTA RICA	272	840	519	PORTUGAL	58 082	62 536	38 764
CUBA	202	116	77	SPAIN	244 092	196 678	122 026
BAHAMAS	157	82	55	CANARY IS	2 840	1 983	1 248
DOMINIC REP	96	173	106	ICELAND	5 848	4 348	2 707
ST VINCENT	129	103	61	NORWAY	57 598	40 425	25 166
BARBADOS	66	77	46	SWEDEN	219 265	175 023	108 666
COLOMBIA	520	1 264	760	FINLAND	105 572	75 173	46 602
VENEZUELA	268	728	454	SWITZERLAND	516 954	339 719	210 873
ECUADOR	70	143	82	AUSTRIA	470 798	306 648	190 431
PERU	157	451	273	ANDORRA	431	367	232
BRAZIL	2 332	4 387	2 750	MALTA	2 403	1 823	1 145
CHILE	1 432	2 753	1 673	YUGOSLAVIA	42 663	41 333	25 641
BOLIVIA	79	380	230	TURKEY	47 495	34 829	21 691
PARAGUAY	32	64	39	SOVIET UNION	68 711	55 028	34 289
URUGUAY	32	72	45	POLAND	31 511	26 328	16 691
ARGENTINA	246	594	370	CZECHOSLOVA	15 276	20 750	12 846
CYPRUS	353	513	312	HUNGARY	29 396	22 929	14 321
LEBANON	658	219	133	ROMANIA	3 942	4 457	2 735
SYRIA	23	175	110	BULGARIA	6 907	6 399	3 974
IRAQ	1 879	1 332	790	ALBANIA	83	97	62
IRAN	1 330	2 394	1 466	MOROCCO	3 554	2 580	1 604
ISRAEL	2 420	4 142	2 584	ALGERIA	664	793	488
JORDAN	97	175	112	TUNISIA	5 465	3 294	2 059
SAUDI ARABIA	1 878	2 152	1 335	LIBYA	13 158	5 133	3 073
KUWAIT	529	556	332	EGYPT	10 797	8 247	5 109
BAHRAIN	80	65	39	SUDAN	185	319	190
ARAB EMIRAT	3 474	2 392	1 476	MAURITANIA	38	52	30
OMAN	304	141	89	BURKINA FASO	342	302	192
PAKISTAN	95	224	142	CHAD	162	150	96
INDIA	1 186	4 424	2 657	SENEGAL	387	185	118
MYANMAR	695	203	135	GUINEA	56	120	72
THAILAND	542	1 674	1 022	SIERRA LEONE	66	163	99
CAMBODIA	577	211	126	LIBERIA	99	67	40
INDONESIA	174	388	237	IVORY COAST	1 789	1 399	852
MALAYSIA	4 792	3 810	2 330	GHANA	685	208	131
SINGAPORE	2 471	2 932	1 818	NIGERIA	6 952	4 193	2 605
PHILIPPINES	691	840	517	CAMEROON	540	616	375
CHINA	8 725	4 424	2 625	CENT AFR REP	229	144	94
SOUTH KOREA	814	2 603	1 614	GABON	240	139	86
JAPAN	3 509	7 394	4 556	CONGO	233	115	70
TAIWAN	664	1 559	949				
HONG KONG	665	1 259	781				
MACAO	210	440	289				
AUSTRALIA	2 965	9 951	6 186				
NEW ZEALAND	220	401	247				

6 IMPORTS AND EXPORTS (SPECIAL TRADE) BY GROUPS OF THE SITC-REV. III AND BY COUNTRIES OF PRODUCTION AND CONSUMPTION 1990

GROUP COUNTRY	DT = 100 KG	1 000 DM	1 000 \$	GROUP COUNTRY	DT = 100 KG	1 000 DM	1 000 \$
ZAIRE	1 347	861	542	HUNGARY	231	75	48
RWANDA	41	65	41	BULGARIA	58	80	51
BURUNDI	182	87	55	USA	801	2 734	1 687
ANGOLA	48	133	83	CANADA	206	207	127
ETHIOPIA	48	96	61	ISRAEL	4 932	3 725	2 306
KENYA	2 176	1 217	748	JAPAN	366	2 638	1 617
UGANDA	227	281	169	TAIWAN	338	1 752	1 086
TANZANIA	412	403	246	EXPORTS	1 219 512	806 844	500 238
MADAGASCAR	689	168	107	FRANCE	190 178	111 520	69 112
REUNION	554	308	198	BELGIUM LUX	110 814	85 952	53 299
MAURITIUS	1 363	647	406	NETHERLANDS	130 780	91 993	56 978
ZIMBABWE	2 236	1 569	977	ITALY	34 425	37 077	22 982
SOUTH AFRICA	36 660	30 036	18 579	UNTD KINGDOM	362 945	199 647	123 581
USA	329 285	256 283	158 729	IRELAND	18 527	7 093	4 418
CANADA	44 402	34 807	21 523	DENMARK	29 778	21 207	13 192
MEXICO	15 227	14 765	9 124	GREECE	9 438	6 819	4 234
GUATEMALA	364	353	211	PORTUGAL	1 218	1 380	858
EL SALVADOR	303	234	142	SPAIN	78 875	55 152	34 306
COSTA RICA	2 042	2 120	1 314	CANARY IS	594	651	332
PANAMA	546	422	270	ICELAND	451	420	256
CUBA	31	408	255	NORWAY	4 838	5 000	3 092
DOMINIC REP	302	234	147	SWEDEN	12 755	14 226	8 858
GUADELOUPE	87	95	57	FINLAND	7 620	6 275	3 880
MARTINIQUE	100	65	42	SWITZERLAND	85 065	57 392	35 582
JAMAICA	38	54	32	AUSTRIA	84 375	54 386	33 869
BARBADOS	167	114	67	MALTA	283	174	104
TRINIDAD TOB	740	1 060	660	YUGOSLAVIA	1 835	2 046	1 266
NETH ANTILL	429	133	86	TURKEY	2 376	3 073	1 914
COLOMBIA	1 844	1 799	1 142	SOVIET UNION	1 260	352	215
VENEZUELA	904	1 102	680	POLAND	8 843	5 736	3 658
SURINAME	130	82	48	CZECHOSLOVA	1 629	1 701	1 079
ECUADOR	1 016	885	548	HUNGARY	553	532	337
PERU	898	951	584	ROMANIA	100	70	46
BRAZIL	10 730	12 180	7 591	BULGARIA	134	389	248
CHILE	8 020	6 542	4 066	MOROCCO	26	66	42
BOLIVIA	216	294	186	TUNISIA	29	58	36
PARAGUAY	134	170	101	LIBYA	169	154	91
URUGUAY	436	421	263	EGYPT	177	150	93
ARGENTINA	3 990	3 612	2 258	NIGERIA	202	347	217
CYPRUS	3 352	3 072	1 892	MAURITIUS	149	133	83
LEBANON	1 041	695	440	SOUTH AFRICA	1 249	2 345	1 441
SYRIA	6 718	1 659	1 010	USA	16 555	12 332	7 547
IRAQ	1 581	2 465	1 481	CANADA	3 895	3 146	1 931
IRAN	35 690	21 471	13 385	MEXICO	491	1 026	638
ISRAEL	29 220	25 267	15 602	EL SALVADOR	55	72	43
JORDAN	4 494	2 111	1 306	COSTA RICA	28	48	32
SAUDI ARABIA	50 494	38 916	24 081	HAITI	36	64	39
KUWAIT	2 367	2 791	1 668	TRINIDAD TOB	64	73	44
BAHRAIN	325	368	233	VENEZUELA	108	150	97
QATAR	351	403	251	ECUADOR	57	125	77
ARAB EMIRAT	4 336	3 968	2 434	BRAZIL	1 326	1 320	813
OMAN	2 735	1 531	952	CHILE	606	926	569
NORTH YEMEN	1 913	1 440	893	CYPRUS	102	97	61
AFGHANISTAN	280	244	145	LEBANON	46	61	39
PAKISTAN	7 729	4 861	3 022	SYRIA	38	73	45
INDIA	5 839	8 462	5 235	IRAQ	130	145	85
BANGLADESH	5 336	2 531	1 546	ISRAEL	281	699	437
SRI LANKA	688	1 063	672	JORDAN	1 022	1 166	718
MYANMAR	71	254	148	SAUDI ARABIA	136	49	31
THAILAND	14 166	12 090	7 489	KUWAIT	341	436	262
VIETNAM	78	98	63	ARAB EMIRAT	379	181	108
INDONESIA	10 863	9 120	5 602	PAKISTAN	195	301	186
MALAYSIA	7 418	5 393	3 353	INDIA	53	67	42
BRUNEI	192	160	102	THAILAND	50	79	49
SINGAPORE	22 120	16 123	10 000	INDONESIA	562	590	364
PHILIPPINES	2 293	3 092	1 900	INDONESIA	555	650	398
CHINA	4 509	4 473	2 763	CHINA	62	58	37
NORTH KOREA	246	543	337	SINGAPORE	1 074	998	620
SOUTH KOREA	28 390	27 438	16 959	PHILIPPINES	292	274	165
JAPAN	40 711	54 973	34 000	CHINA	122	244	146
TAIWAN	26 024	29 351	18 074	SOUTH KOREA	531	622	391
HONG KONG	36 944	30 250	18 788	JAPAN	2 148	2 603	1 591
AUSTRALIA	37 024	29 728	18 292	TAIWAN	3 521	1 802	1 123
PAPUA NEW G	104	80	51	HONG KONG	623	499	307
NEW ZEALAND	14 364	9 667	6 008	AUSTRALIA	1 243	1 099	662
NEW CALEDON	115	157	98	NEW ZEALAND	530	448	283
FR POLYNESIA	233	211	131	NEW CALEDON	101	90	55
				FR POLYNESIA	25	100	61
583 MONOFILAMENT OF PLASTICS				591 INSECTICIDES, ETC.			
IMPORTS	221 299	137 641	85 504	IMPORTS	729 396	944 613	580 783
FRANCE	51 588	29 726	18 421	FRANCE	276 170	334 544	205 095
BELGIUM LUX	18 633	11 890	7 395	BELGIUM LUX	68 947	89 757	55 285
NETHERLANDS	11 397	8 817	5 510	NETHERLANDS	76 801	48 063	29 798
ITALY	53 953	27 047	16 753	ITALY	13 305	23 770	14 777
UNTD KINGDOM	19 052	12 140	7 561	UNTD KINGDOM	97 640	163 741	101 116
IRELAND	104	176	106	IRELAND	15 807	20 426	12 734
DENMARK	562	752	462	DENMARK	9 784	7 949	4 909
GREECE	124	53	34	GREECE	36	141	84
PORTUGAL	756	897	568	PORTUGAL	282	301	568
SPAIN	9 283	4 331	2 735	SPAIN	3 104	1 952	1 197
SWEDEN	1 644	1 014	635	SWEDEN	4 172	6 752	4 125
SWITZERLAND	24 709	16 080	9 981	FINLAND	1 555	941	581
AUSTRIA	22 134	13 031	8 126				
YUGOSLAVIA	76	85	56				
CZECHOSLOVA	115	159	98				

6 IMPORTS AND EXPORTS (SPECIAL TRADE) BY GROUPS OF THE SITC-REV. III AND BY COUNTRIES OF PRODUCTION AND CONSUMPTION 1990

GROUP COUNTRY	DT = 100 KG	1 000 DM	1 000 \$	GROUP COUNTRY	DT = 100 KG	1 000 DM	1 000 \$
SWITZERLAND	97 375	136 073	83 923	DOMINICA	48	92	58
AUSTRIA	20 328	28 644	17 771	BRIT VIRG IS	17	74	49
YUGOSLAVIA	610	1 148	708	MARTINIQUE	133	263	160
SOVIET UNION	606	147	95	JAMAICA	129	128	78
POLAND	2 396	619	376	ST LUCIA	153	292	183
CZECHOSLOVA	1 483	516	323	ST VINCENT	56	110	65
HUNGARY	1 630	303	199	BARBADOS	249	499	308
BULGARIA	5 364	1 123	681	TRINIDAD TOB	722	928	578
SOUTH AFRICA	937	290	173	GREINADA	35	70	41
USA	24 784	64 415	38 670	NETH ANTILL	42	92	60
CANADA	383	107	66	COLOMBIA	3 547	11 495	7 136
ISRAEL	281	369	231	VENEZUELA	3 231	2 527	1 557
INDIA	510	353	235	SURINAME	168	252	157
CHINA	715	671	405	ECUADOR	5 467	7 178	4 470
SOUTH KOREA	554	652	408	PERU	2 441	2 639	1 590
JAPAN	3 167	9 310	5 678	BRAZIL	2 350	3 716	2 323
TAIWAN	208	305	184	CHILE	10 290	12 804	7 835
HONG KONG	153	243	152	BOLIVIA	613	256	162
AUSTRALIA	154	273	166	PARAGUAY	519	1 139	703
EXPORTS	1 834 127	2 488 673	1 530 506	URUGUAY	2 208	4 920	3 110
FRANCE	508 472	816 616	505 685	ARGENTINA	7 764	13 276	8 402
BELGIUM LUX	61 134	80 441	48 891	CYPRUS	930	1 370	851
NETHERLANDS	158 461	114 899	70 495	LEBANON	538	967	596
ITALY	124 437	123 563	76 056	SYRIA	3 601	5 309	3 422
UNITED KINGDOM	108 375	163 050	100 784	IRAQ	191	471	287
IRELAND	5 473	7 521	4 507	IRAN	79 761	108 670	67 272
DENMARK	45 769	74 560	44 767	ISRAEL	6 766	8 421	5 220
GREECE	23 694	41 744	25 183	JORDAN	1 874	1 180	727
PORTUGAL	25 874	29 629	18 484	SAUDI ARABIA	26 409	36 633	23 669
SPAIN	66 233	79 116	48 794	KUWAIT	435	379	226
CANARY IS	491	298	184	BAHRAIN	129	124	76
ICELAND	59	86	56	QATAR	96	134	81
NORWAY	6 381	10 488	6 282	ARAB EMIRAT	2 393	2 586	1 613
SWEDEN	16 381	22 556	13 809	OMAN	394	555	341
FINLAND	12 293	15 440	9 321	NORTH YEMEN	475	332	206
SWITZERLAND	34 007	33 417	20 409	PAKISTAN	10 795	8 702	5 356
AUSTRIA	62 827	50 651	30 857	INDIA	1 185	1 236	763
MALTA	366	467	279	BANGLADESH	1 395	1 119	712
YUGOSLAVIA	7 879	10 668	6 490	SRI LANKA	5 824	3 616	2 212
TURKEY	9 569	11 974	7 376	NEPAL	73	57	36
SOVIET UNION	43 470	124 931	75 174	MYANMAR	111	239	145
POLAND	26 144	23 874	14 354	THAILAND	18 462	16 129	9 912
CZECHOSLOVA	5 573	12 917	7 781	INDONESIA	14 625	10 292	6 344
HUNGARY	7 578	12 223	7 294	MALAYSIA	4 680	5 344	3 285
ROMANIA	7 105	19 535	11 686	SINGAPORE	1 901	1 213	747
BULGARIA	8 038	12 714	7 515	PHILIPPINES	5 706	7 117	4 386
ALBANIA	729	1 393	833	MONGOLIA	95	152	90
MOROCCO	10 597	11 181	6 974	CHINA	2 538	2 870	1 748
ALGERIA	980	684	421	SOUTH KOREA	6 663	6 927	4 256
TUNISIA	1 328	1 361	835	JAPAN	46 074	68 807	42 599
LIBYA	1 602	3 489	2 105	TAIWAN	12 393	17 976	10 981
EGYPT	5 681	8 098	4 969	HONG KONG	1 180	1 585	1 002
SUDAN	4 522	6 124	3 870	AUSTRALIA	7 673	9 404	5 821
MALI	457	1 042	653	NEW ZEALAND	5 428	8 133	4 933
BURKINA FASO	58	169	106	NEW CALEDON	90	144	88
SENEGAL	479	437	263	FR POLYNESIA	248	232	143
LIBERIA	223	207	126	592 STARCHES, INULIN, ETC.			
IVORY COAST	1 870	2 490	1 524	IMPORTS	4 207 784	955 256	592 195
GHANA	926	1 958	1 225	FRANCE	957 043	188 092	116 832
TOGO	102	225	137	BELGIUM LUX	297 382	83 579	51 999
NIGERIA	3 697	3 998	2 469	NETHERLANDS	2 020 631	288 736	178 541
CAMEROON	1 721	1 973	1 242	ITALY	69 687	17 945	11 193
CENT AFR REP	229	284	179	UNITED KINGDOM	49 094	31 348	19 521
GABON	488	455	293	IRELAND	3 962	24 670	15 525
ZAIRE	108	137	87	DENMARK	71 144	16 794	10 422
RWANDA	138	272	169	PORTUGAL	217	100	64
BURUNDI	311	343	204	SPAIN	16 472	6 067	3 735
ANGOLA	249	526	315	NORWAY	316	704	435
ETHIOPIA	6 559	6 798	4 036	SWEDEN	57 248	16 483	10 286
SOMALIA	121	291	182	FINLAND	24 253	5 948	3 675
KENYA	6 909	6 581	3 966	SWITZERLAND	57 684	45 510	28 094
UGANDA	224	346	210	AUSTRIA	26 788	6 326	3 917
TANZANIA	9 553	10 284	6 526	YUGOSLAVIA	2 189	254	161
MOZAMBIQUE	693	760	474	TURKEY	614	54	33
MADAGASCAR	407	586	358	SOVIET UNION	26 743	9 573	6 026
REUNION	732	482	301	POLAND	156 314	44 450	27 447
MAURITIUS	514	784	487	CZECHOSLOVA	81 435	6 719	4 063
ZAMBIA	131	96	57	HUNGARY	1 294	662	401
ZIMBABWE	959	2 988	1 877	BULGARIA	1 105	245	155
SOUTH AFRICA	9 461	23 221	14 344	SOUTH AFRICA	3	134	80
NAMIBIA	90	63	40	USA	62 884	61 096	37 936
USA	36 285	51 183	30 988	CANADA	2 184	1 503	934
CANADA	9 892	6 283	3 731	COLOMBIA	5 339	3 368	2 089
MEXICO	5 562	11 322	7 039	BRAZIL	16 133	9 973	6 213
GUATEMALA	4 857	4 983	3 051	URUGUAY	104	90	53
BELIZE	180	340	210	ARGENTINA	328	195	116
HONDURAS	1 344	1 948	1 207	LEBANON	92	53	33
EL SALVADOR	1 111	1 633	1 000	ISRAEL	820	210	128
NICARAGUA	127	621	410	PAKISTAN	880	629	388
COSTA RICA	3 109	5 365	3 290	THAILAND	89 983	8 409	5 189
PANAMA	891	560	349	MALAYSIA	298	144	94
CUBA	8 548	7 394	4 385	CHINA	7 494	1 313	814
HAITI	35	73	46	JAPAN	2 013	9 360	5 731
DOMINIC REP	1 484	1 892	1 170	TAIWAN	897	664	417
GUADELOUPE	48	92	57				

6 IMPORTS AND EXPORTS (SPECIAL TRADE) BY GROUPS OF THE SITC-REV. III AND BY COUNTRIES OF PRODUCTION AND CONSUMPTION 1990

GROUP COUNTRY	DT = 100 KG	1 000 DM	1 000 \$	GROUP COUNTRY	DT = 100 KG	1 000 DM	1 000 \$
AUSTRALIA	106	49	32	NORTH YEMEN	2 449	641	409
NEW ZEALAND	95 541	63 702	39 360	PAKISTAN	2 215	823	503
EXPORTS	5 236 180	1 206 670	747 438	INDIA	2 113	1 318	809
FRANCE	563 545	156 654	96 901	BANGLADESH	5 966	441	270
BELGIUM LUX	160 164	83 058	51 475	SRI LANKA	1 189	137	85
NETHERLANDS	957 617	143 738	89 502	MYANMAR	1 766	787	509
ITALY	381 874	127 364	79 039	THAILAND	66 770	10 898	6 771
UNITED KINGDOM	349 098	69 122	42 913	VIETNAM	8	61	36
IRELAND	24 459	4 989	3 101	INDONESIA	40 094	6 831	4 264
DENMARK	194 592	35 086	21 810	MALAYSIA	7 672	3 307	2 057
GREECE	32 848	11 978	7 406	SINGAPORE	8 778	3 405	2 127
PORTUGAL	36 630	11 177	6 919	PHILIPPINES	11 086	1 815	1 138
SPAIN	106 079	29 396	18 070	CHINA	405	404	250
CANARY IS	1 100	81	48	SOUTH KOREA	29 009	13 519	8 557
ICELAND	2 626	851	534	JAPAN	186 098	44 054	27 163
NORWAY	26 804	9 814	6 124	TAIWAN	152 893	12 079	7 393
SWEDEN	249 034	33 471	20 876	HONG KONG	137 776	11 582	7 182
FINLAND	121 256	16 022	9 886	AUSTRALIA	21 180	7 343	4 591
SWITZERLAND	313 506	55 493	34 442	NEW ZEALAND	3 467	894	557
AUSTRIA	119 089	49 254	30 508	FIJI	418	167	98
MALTA	1 332	884	547	593 EXPLOSIVES, PYROTECHNICS			
YUGOSLAVIA	46 905	18 359	11 345	IMPORTS	198 842	165 777	104 166
TURKEY	41 355	9 655	5 991	FRANCE	1 670	12 011	7 368
SOVIET UNION	52 526	19 943	12 417	BELGIUM LUX	7 340	11 889	7 396
POLAND	22 602	6 157	3 874	NETHERLANDS	2 469	6 365	3 994
CZECHOSLOVAKIA	8 095	6 110	3 783	ITALY	4 174	6 656	4 074
HUNGARY	13 857	8 266	5 145	UNITED KINGDOM	4 505	22 841	14 404
ROMANIA	9 614	2 801	1 722	PORTUGAL	16	164	105
BULGARIA	1 424	905	563	SPAIN	359	694	432
ALBANIA	198	132	82	NORWAY	4 525	11 167	6 973
MOROCCO	2 891	1 480	907	SWEDEN	467	1 266	771
ALGERIA	984	699	427	FINLAND	1 758	1 393	862
TUNISIA	3 898	911	566	SWITZERLAND	311	640	400
LIBYA	1 622	614	390	AUSTRIA	132	674	426
EGYPT	7 424	2 517	1 546	YUGOSLAVIA	17 616	4 558	2 840
SUDAN	1 421	537	324	POLAND	7 124	1 200	747
SENEGAL	323	193	118	CZECHOSLOVAKIA	4 668	757	461
GUINEA	233	55	33	NIGERIA		74	47
IVORY COAST	4 863	682	426	USA	1 785	27 646	17 270
GHANA	1 275	249	154	VENEZUELA	777	1 468	976
TOGO	120	93	55	BRAZIL	110	110	71
NIGERIA	4 848	2 086	1 292	ISRAEL	307	2 429	1 522
CAMEROON	1 833	1 006	637	SINGAPORE	99	404	256
CENT AFR REP	223	45	30	CHINA	136 281	48 866	31 184
GABON	711	305	191	SOUTH KOREA	266	671	434
ZAIRE	1 912	882	542	JAPAN	148	430	260
RWANDA	549	234	145	TAIWAN	1 218	1 194	759
BURUNDI	122	55	33	HONG KONG	286	112	74
ANGOLA	879	1 332	847	EXPORTS	182 346	186 149	116 437
ETHIOPIA	1 067	186	112	FRANCE	37 144	18 292	11 292
KENYA	1 421	579	353	BELGIUM LUX	16 516	8 626	5 439
UGANDA	119	51	34	NETHERLANDS	5 293	9 983	6 227
TANZANIA	440	234	144	ITALY	37 566	25 547	16 147
MADAGASCAR	791	185	117	UNITED KINGDOM	5 721	9 537	5 956
REUNION	573	453	276	IRELAND	55	136	84
MAURITIUS	222	153	92	DENMARK	2 896	4 426	2 756
ZIMBABWE	260	282	166	GREECE	205	432	265
SOUTH AFRICA	57 512	12 850	7 913	PORTUGAL	237	1 087	702
NAMIBIA	63	62	39	SPAIN	5 510	3 336	2 060
USA	464 911	95 253	58 516	ICELAND	203	537	342
CANADA	43 236	10 529	6 447	NORWAY	2 799	9 450	5 924
MEXICO	10 953	2 062	1 281	SWEDEN	2 792	7 895	4 956
GUATEMALA	375	256	159	FINLAND	3 014	3 993	2 545
HONDURAS	92	72	45	SWITZERLAND	4 298	10 810	6 573
EL SALVADOR	348	210	130	AUSTRIA	16 194	22 200	14 033
COSTA RICA	413	399	243	YUGOSLAVIA	16	222	137
CUBA	13	48	30	TURKEY	1 658	975	581
DOMINIC REP	544	263	162	POLAND	577	839	555
JAMAICA	702	234	143	CZECHOSLOVAKIA	4 051	1 487	879
BARBADOS	241	146	88	MOROCCO	25	108	64
TRINIDAD TOB	109	56	36	TUNISIA	12	55	33
NETH ANTILL	175	97	58	EGYPT	95	204	126
COLOMBIA	1 187	1 016	625	GUINEA	365	97	58
VENEZUELA	1 826	1 001	624	SIERRA LEONE	171	68	39
ECUADOR	565	451	278	GHANA	4 029	244	149
PERU	2 189	457	287	NIGERIA	11 458	10 434	6 485
BRAZIL	1 038	1 110	689	CAMEROON	737	286	172
CHILE	2 536	1 261	774	ZAIRE	369	1 950	800
BOLIVIA	501	372	227	KENYA	523	200	121
PARAGUAY	655	243	151	SOUTH AFRICA	158	549	334
URUGUAY	468	299	182	USA	3 383	13 936	8 809
ARGENTINA	730	343	211	CANADA	634	4 733	2 951
CYPRUS	7 920	1 411	875	CHILE	199	285	184
LEBANON	1 151	753	459	CYPRUS	171	237	146
SYRIA	1 596	525	333	SYRIA	273	418	281
IRAQ	3 575	1 795	1 064	IRAQ	13	244	145
IRAN	21 056	5 549	3 454	ISRAEL	340	528	320
ISRAEL	24 347	7 127	4 404	ARAB EMIRAT	35	164	99
JORDAN	2 740	928	585	OMAN	23	131	85
SAUDI ARABIA	12 209	6 270	3 851	NORTH YEMEN	9 789	3 038	1 950
KUWAIT	1 528	1 110	665	SOUTH YEMEN	239	312	186
BAHRAIN	743	306	183	INDIA	83	314	198
QATAR	669	190	120				
ARAB EMIRAT	6 441	2 577	1 585				
OMAN	522	401	246				

6 IMPORTS AND EXPORTS (SPECIAL TRADE) BY GROUPS OF THE SITC-REV. III AND BY COUNTRIES OF PRODUCTION AND CONSUMPTION 1990

GROUP COUNTRY	DT = 100 KG	1 000 DM	1 000 \$	GROUP COUNTRY	DT = 100 KG	1 000 DM	1 000 \$
SRI LANKA	407	166	100	GUATEMALA	246	151	93
THAILAND	140	736	440	HONDURAS	182	89	59
MALAYSIA	60	613	391	NICARAGUA	186	53	31
SINGAPORE	760	4 367	2 753	COSTA RICA	594	143	92
PHILIPPINES	75	305	182	PANAMA	221	87	53
SOUTH KOREA	102	258	163	DOMINIC REP	98	59	33
JAPAN	19	154	101	MARTINIQUE	187	83	51
TAIWAN	368	370	231	JAMAICA	411	82	51
HONG KONG	66	231	141	NETH ANTILL	1 231	536	330
AUSTRALIA	175	537	336	COLOMBIA	3 814	1 792	1 122
NEW ZEALAND	44	153	94	VENEZUELA	1 313	798	495
NEW CALEDON	11	61	38	ECUADOR	1 446	437	278
597 PREPRD ADDITIVES, LIQUIDS				PERU	1 260	682	416
IMPORTS	2 053 999	610 712	380 445	BRAZIL	9 053	4 452	2 759
FRANCE	607 619	189 706	118 113	CHILE	4 469	1 854	1 141
BELGIUM LUX	508 297	119 937	74 656	BOLIVIA	539	171	108
NETHERLANDS	300 770	70 578	44 289	PARAGUAY	2 112	537	333
ITALY	69 000	23 517	15 037	URUGUAY	7 777	2 319	1 428
UNTD KINGDOM	363 656	116 563	72 254	ARGENTINA	8 735	3 135	1 959
IRELAND	652	854	526	CYPRUS	1 781	948	579
DENMARK	49 399	13 238	8 291	LEBANON	1 925	801	499
SPAIN	345	171	107	SYRIA	3 984	1 281	815
NORWAY	559	176	115	IRAQ	12 658	6 082	3 627
SWEDEN	3 143	1 339	826	IRAN	17 704	8 768	5 487
FINLAND	1 988	457	277	ISRAEL	12 311	6 208	3 835
SWITZERLAND	47 987	23 196	14 401	JORDAN	1 018	361	231
AUSTRIA	16 393	6 548	4 135	SAUDI ARABIA	8 913	2 112	1 304
YUGOSLAVIA	80	57	35	KUWAIT	5 153	2 400	1 414
HUNGARY	1 222	304	188	BAHRAIN	72	60	36
SOUTH AFRICA	2 132	604	369	ARAB EMIRAT	3 267	1 480	922
USA	76 827	38 548	23 796	AFGHANISTAN	1 020	495	295
CANADA	1 295	428	261	PAKISTAN	31 624	8 403	5 219
MEXICO	808	490	304	INDIA	28 528	9 495	5 911
CHINA	265	97	58	BANGLADESH	4 830	1 060	658
JAPAN	1 116	3 678	2 273	SRI LANKA	2 401	409	257
HONG KONG	135	70	42	MYANMAR	423	118	75
EXPORTS	2 755 870	985 638	612 673	THAILAND	26 746	7 531	4 642
FRANCE	273 935	93 226	57 902	INDONESIA	17 413	6 639	4 164
BELGIUM LUX	216 401	66 964	41 677	MALAYSIA	3 650	1 564	966
NETHERLANDS	121 758	41 115	25 614	SINGAPORE	54 430	14 944	9 195
ITALY	280 221	89 273	55 526	PHILIPPINES	6 349	2 043	1 248
UNTD KINGDOM	168 695	59 172	36 823	CHINA	4 910	1 967	1 218
IRELAND	5 977	2 296	1 426	NORTH KOREA	335	184	110
DENMARK	48 281	18 383	11 463	SOUTH KOREA	75 798	23 236	14 287
GREECE	25 691	9 862	6 111	JAPAN	63 741	25 701	16 007
PORTUGAL	30 652	10 324	6 379	TAIWAN	56 638	23 076	14 268
SPAIN	100 378	43 770	27 253	HONG KONG	32 128	10 650	6 595
CANARY IS	2 879	976	617	AUSTRALIA	12 193	5 974	3 681
CEUTA MEL	254	135	84	NEW ZEALAND	5 067	1 874	1 153
ICELAND	1 738	535	317	598 MISC. CHEMICAL PRODS. NES			
NORWAY	54 459	16 424	10 226	IMPORTS	15 725 408	2 922 875	1 815 169
SWEDEN	127 661	38 488	24 019	FRANCE	2 876 426	291 489	181 264
FINLAND	82 752	28 494	17 722	BELGIUM LUX	4 013 592	339 932	211 412
SWITZERLAND	97 213	35 058	21 844	NETHERLANDS	3 621 109	458 594	285 543
AUSTRIA	118 753	42 309	26 443	ITALY	436 070	147 561	91 767
MALTA	310	162	102	UNTD KINGDOM	645 448	390 604	242 258
YUGOSLAVIA	78 826	30 327	18 904	IRELAND	48 714	33 671	21 025
TURKEY	60 356	22 097	13 773	DENMARK	139 894	44 581	27 739
SOVIET UNION	94 180	52 825	33 136	GREECE	5 195	1 312	809
POLAND	23 920	9 290	5 763	PORTUGAL	247 824	32 284	20 210
CZECHOSLOVA	30 885	11 315	7 003	SPAIN	108 925	32 495	20 009
HUNGARY	17 180	7 782	4 821	ICELAND	35 698	2 970	1 825
ROMANIA	10 536	4 183	2 568	NORWAY	156 985	15 269	9 481
BULGARIA	6 025	2 493	1 521	SWEDEN	467 460	67 650	42 121
MOROCCO	8 956	2 846	1 752	FINLAND	110 897	24 300	15 100
ALGERIA	2 195	565	337	SWITZERLAND	508 029	141 736	88 119
TUNISIA	5 238	1 884	1 182	AUSTRIA	335 592	62 749	38 920
LIBYA	323	164	102	MALTA	38	670	412
EGYPT	7 709	3 022	1 866	YUGOSLAVIA	469 628	40 591	25 149
MAURITANIA	455	358	234	SOVIET UNION	134 161	11 926	7 328
NIGER	732	384	233	POLAND	80 811	4 960	3 084
SENEGAL	388	192	121	CZECHOSLOVA	43 757	14 927	9 247
LIBERIA	106	109	66	HUNGARY	13 191	2 030	1 240
IVORY COAST	221	74	46	ROMANIA	19 046	2 464	1 539
GHANA	36	45	30	BULGARIA	1 398	127	75
TOGO	457	228	144	TANZANIA	22	85	56
NIGERIA	4 075	1 674	1 050	SOUTH AFRICA	5 334	4 999	3 177
CAMEROON	938	316	192	USA	491 739	515 162	319 014
GABON	274	166	106	CANADA	68 785	19 175	11 794
ZAIRE	1 162	546	346	MEXICO	3 037	477	318
ANGOLA	355	221	138	GUATEMALA	10	85	50
ETHIOPIA	4 712	1 197	743	HONDURAS	27 139	3 191	1 993
KENYA	5 331	1 468	893	NICARAGUA	1 586	380	234
TANZANIA	193	82	52	COSTA RICA	6	55	33
MOZAMBIQUE	274	146	95	COLOMBIA	124	237	148
MADAGASCAR	202	133	80	VENEZUELA	8 304	865	524
MAURITIUS	1 156	353	220	BRAZIL	130 466	24 551	15 219
ZIMBABWE	1 648	586	360	CHILE	50	102	60
SOUTH AFRICA	20 883	9 453	5 867	ARGENTINA	23 828	3 087	1 925
USA	41 742	18 758	11 619	ISRAEL	5 179	1 837	1 178
CANADA	21 381	7 547	4 673	INDIA	3 961	377	238
MEXICO	2 258	1 896	1 185	THAILAND	1 976	431	263
				INDONESIA	5 309	609	367
				MALAYSIA	339	8 117	4 981

6 IMPORTS AND EXPORTS (SPECIAL TRADE) BY GROUPS OF THE SITC-REV. III AND BY COUNTRIES OF PRODUCTION AND CONSUMPTION 1990

GROUP COUNTRY	DT = 100 KG	1 000 DM	1 000 \$	GROUP COUNTRY	DT = 100 KG	1 000 DM	1 000 \$
SINGAPORE	3 226	621	387	GUADELOUPE	122	50	33
PHILIPPINES	5 784	833	505	JAMAICA	858	429	265
CHINA	293 820	30 658	18 896	BARBADOS	64	84	52
SOUTH KOREA	46 872	4 765	3 019	TRINIDAD TOB	852	358	224
JAPAN	70 944	134 642	83 477	NETH ANTILL	66	183	112
TAIWAN	3 271	1 029	632	COLOMBIA	28 608	13 000	8 022
HONG KONG	1 253	1 007	637	VENEZUELA	15 669	8 613	5 322
AUSTRALIA	838	375	229	ECUADOR	7 499	4 775	2 970
NEW ZEALAND	26	52	32	PERU	8 954	5 679	3 537
EXPORTS	29 507 679	6 893 381	4 270 658	BRAZIL	75 287	43 287	26 959
FRANCE	5 096 718	972 268	603 599	CHILE	23 136	13 560	8 359
BELGIUM LUX	2 816 941	466 872	288 636	BOLIVIA	1 473	778	489
NETHERLANDS	3 749 865	479 956	297 251	PARAGUAY	1 810	999	634
ITALY	2 026 748	696 884	431 431	URUGUAY	7 078	4 177	2 595
UNTD KINGDOM	3 036 066	504 259	312 467	ARGENTINA	29 914	14 042	8 748
IRELAND	32 086	19 126	11 805	CYPRUS	6 664	3 144	1 945
DENMARK	636 658	123 365	76 513	LEBANON	3 412	1 585	968
GREECE	137 578	56 900	35 228	SYRIA	9 111	4 535	2 802
PORTUGAL	154 368	67 523	41 773	IRAQ	23 693	12 606	7 575
SPAIN	850 845	305 983	189 525	IRAN	156 856	58 857	36 537
CANARY IS	2 605	505	312	ISRAEL	127 243	59 039	36 680
CEUTA MEL	215	65	41	JORDAN	9 387	3 864	2 289
ICELAND	6 475	1 770	1 096	SAUDI ARABIA	136 144	43 460	27 051
NORWAY	396 913	63 654	39 522	KUWAIT	18 077	4 684	2 805
SWEDEN	669 820	161 494	99 970	BAHRAIN	13 172	3 071	1 868
FINLAND	337 600	90 434	55 828	QATAR	1 172	1 350	833
SWITZERLAND	2 946 688	360 796	223 579	ARAB EMIRAT	20 071	6 030	3 738
AUSTRIA	1 857 567	351 513	217 540	OMAN	2 489	1 120	694
MALTA	2 879	3 911	2 386	NORTH YEMEN	6 182	1 960	1 221
YUGOSLAVIA	260 966	103 882	64 523	SOUTH YEMEN	537	183	118
TURKEY	204 823	65 184	40 530	AFGHANISTAN	264	101	61
SOVIET UNION	96 382	48 393	30 040	PAKISTAN	44 688	14 061	8 741
POLAND	152 246	37 366	23 290	INDIA	109 588	36 951	22 922
CZECHOSLOVA	121 096	51 485	31 761	BANGLADESH	20 917	3 366	2 079
HUNGARY	134 164	45 229	28 065	SRI LANKA	3 397	1 270	783
ROMANIA	89 792	28 832	18 014	NEPAL	321	97	58
BULGARIA	34 265	10 669	6 507	MYANMAR	2 566	954	586
ALBANIA	5 472	1 059	662	THAILAND	62 959	27 380	16 910
MOROCCO	26 819	8 113	5 037	VIETNAM	274	255	150
ALGERIA	33 088	14 335	8 908	INDONESIA	110 540	40 693	25 189
TUNISIA	33 371	8 737	5 381	MALAYSIA	53 954	17 684	10 939
LIBYA	42 665	6 858	4 250	BRUNEI	214	127	81
EGYPT	65 580	23 448	14 535	SINGAPORE	62 937	53 537	33 020
SUDAN	1 339	511	318	PHILIPPINES	34 514	11 814	7 301
MALI	3 350	500	301	MONGOLIA	404	259	155
BURKINA FASO	1 331	333	209	CHINA	34 307	17 987	11 070
NIGER	1 571	870	529	NORTH KOREA	259	429	261
CHAD	302	131	77	SOUTH KOREA	132 798	84 226	52 017
CAPE VERDE	236	186	117	JAPAN	191 973	237 145	148 100
SENEGAL	2 215	1 027	629	TAIWAN	186 704	75 569	46 970
GUINEA	224	121	78	HONG KONG	127 776	62 162	38 596
SIERRA LEONE	14	53	33	AUSTRALIA	88 911	51 044	31 492
LIBERIA	216	140	82	PAPUA NEW G	414	128	84
IVORY COAST	13 161	2 827	1 740	NEW ZEALAND	24 409	8 878	5 457
GHANA	4 314	2 110	1 314	NEW CALEDON	588	106	64
TOGO	1 576	663	426	600 CPL IND PLANT CHAP 69-76			
BENIN	951	655	408	EXPORTS	439 817	585 259	359 768
NIGERIA	27 743	11 931	7 417	FRANCE	1 325	888	553
CAMEROON	5 226	2 056	1 260	BELGIUM LUX	43 664	59 102	37 543
CENT AFR REP	337	272	160	NETHERLANDS	70	62	41
GABON	1 415	453	288	ITALY	4 347	12 053	7 155
CONGO	226	158	99	UNTD KINGDOM	235	135	79
ZAIRE	7 592	2 791	1 702	DENMARK	2 507	976	578
RWANDA	714	312	188	GREECE	512	315	201
BURUNDI	576	365	224	PORTUGAL	220	472	299
ANGOLA	1 374	721	436	SPAIN	660	678	429
ETHIOPIA	3 258	1 547	942	SWEDEN	386	573	345
SOMALIA	14	51	31	FINLAND	216	369	248
KENYA	8 356	2 591	1 587	SWITZERLAND	639	603	391
UGANDA	160	111	74	AUSTRIA	31	69	40
TANZANIA	3 849	1 006	626	YUGOSLAVIA	310	659	389
SEYCHELLES	99	69	41	TURKEY	12 546	34 633	21 482
MOZAMBIQUE	403	252	155	SOVIET UNION	102 510	177 881	108 534
MADAGASCAR	1 824	1 275	775	POLAND	3 911	1 196	763
REUNION	1 383	444	276	CZECHOSLOVA	122	2 237	1 364
MAURITIUS	3 884	1 743	1 089	HUNGARY	1 241	664	421
ZAMBIA	4 372	1 852	1 121	BULGARIA	34	50	34
ZIMBABWE	6 259	2 702	1 674	MOROCCO	222	170	102
MALAWI	442	209	128	ALGERIA	12 721	18 633	10 999
SOUTH AFRICA	139 810	62 573	38 765	LIBYA	43 944	15 497	9 469
NAMIBIA	64	66	42	EGYPT	25 836	33 340	20 091
BOTSWANA	819	287	180	SUDAN	119	89	54
USA	1 048 980	453 224	279 628	GHANA	292	1 271	766
CANADA	61 305	48 113	29 692	NIGERIA	4 298	1 483	992
MEXICO	36 029	30 675	19 255	ETHIOPIA	23	161	106
GUATEMALA	4 168	2 763	1 698	KENYA	275	804	528
HONDURAS	972	830	516	ZAMBIA	1	273	179
EL SALVADOR	2 532	1 522	939	SOUTH AFRICA	33 973	77 875	47 580
NICARAGUA	254	260	159	USA	5 137	4 759	3 132
COSTA RICA	4 494	2 720	1 664	MEXICO	75	153	93
PANAMA	566	1 233	773	COLOMBIA	3 399	5 640	3 359
CUBA	1 968	2 008	1 221	VENEZUELA	30 038	17 492	11 024
HAITI	333	146	89	FRENCH GUIAN	5 369	2 770	1 665
BAHAMAS	2 007	121	75	CHILE	123	666	396
DOMINIC REP	1 847	1 046	638				

6 IMPORTS AND EXPORTS (SPECIAL TRADE) BY GROUPS OF THE SITC-REV. III AND BY COUNTRIES OF PRODUCTION AND CONSUMPTION 1990

GROUP COUNTRY	DT = 100 KG	1 000 DM	1 000 \$	GROUP COUNTRY	DT = 100 KG	1 000 DM	1 000 \$
ARGENTINA	806	10 372	6 387	SWEDEN	1 375	4 088	2 510
SYRIA	501	742	443	FINLAND	1 488	1 281	784
IRAQ	7 322	6 447	3 820	SWITZERLAND	10 938	36 959	22 867
IRAN	4 494	6 914	4 457	AUSTRIA	32 707	87 389	54 121
SAUDI ARABIA	1 035	1 246	817	MALTA	2 247	21 194	13 143
PAKISTAN	114	62	37	YUGOSLAVIA	33 946	170 677	106 098
INDIA	12 198	6 430	3 894	TURKEY	2 710	15 725	9 800
BANGLADESH	276	332	223	SOVIET UNION	2 244	7 637	4 724
SRI LANKA	574	152	91	POLAND	10 304	38 324	23 764
THAILAND	7 540	11 571	6 846	CZECHOSLOVA	373	1 598	1 003
INDONESIA	4 312	7 215	4 433	HUNGARY	16 855	89 827	55 847
MALAYSIA	600	1 131	760	ROMANIA	3 417	8 861	5 534
SINGAPORE	5 780	6 192	3 815	BULGARIA	1 048	1 126	679
PHILIPPINES	146	666	408	ALBANIA	272	66	39
CHINA	48 320	33 354	21 046	MOROCCO	256	766	476
NORTH KOREA	80	976	652	TUNISIA	5 384	16 587	10 350
SOUTH KOREA	2 874	9 866	5 960	ANGOLA	8	75	44
TAIWAN	1 190	6 554	4 048	SOUTH AFRICA	9 098	25 122	15 536
AUSTRALIA	33	244	145	BOTSWANA	17	113	67
				USA	14 789	44 060	27 059
611 LEATHER				CANADA	554	1 536	947
IMPORTS	415 594	1 478 815	916 611	MEXICO	6	78	52
FRANCE	20 707	69 622	43 140	VENEZUELA	19	111	71
BELGIUM LUX	7 388	27 284	17 017	BRAZIL	1 201	2 014	1 241
NETHERLANDS	26 783	56 770	35 193	URUGUAY	26	139	92
ITALY	120 892	637 506	395 211	ARGENTINA	18	82	55
UNITED KINGDOM	5 609	33 608	20 746	CYPRUS	62	55	33
IRELAND	18	69	41	SYRIA	298	61	37
DENMARK	3 075	10 655	6 558	ISRAEL	1 624	2 840	1 782
GREECE	2 129	4 391	2 764	SAUDI ARABIA	88	150	95
PORTUGAL	750	3 124	1 934	KUWAIT	15	117	70
SPAIN	2 692	15 226	9 462	ARAB EMIRAT	63	163	97
NORWAY	1 029	2 835	1 769	PAKISTAN	58	107	63
SWEDEN	4 896	4 473	2 759	INDIA	1 278	5 297	3 270
FINLAND	17 239	16 883	10 576	SRI LANKA	42	675	447
SWITZERLAND	3 584	17 280	10 753	THAILAND	1 829	5 967	3 616
AUSTRIA	27 638	151 392	93 416	INDONESIA	18	56	37
MALTA	4	76	47	MALAYSIA	315	736	446
YUGOSLAVIA	10 226	22 052	13 661	SINGAPORE	1 291	6 069	3 809
TURKEY	235	1 156	736	PHILIPPINES	1 672	1 204	752
SOVIET UNION	8 942	5 255	3 354	CHINA	1 004	1 841	1 137
POLAND	14 830	9 592	6 045	SOUTH KOREA	11 017	6 232	3 830
CZECHOSLOVA	199	329	209	JAPAN	21 793	13 671	8 441
HUNGARY	12 237	14 619	9 149	TAIWAN	3 386	2 345	1 452
BULGARIA	99	111	65	HONG KONG	11 565	9 494	5 891
MOROCCO	206	1 239	751	AUSTRALIA	1 380	1 317	820
TUNISIA	24	110	69				
ETHIOPIA	95	307	189	612 MANUFACT. LEATHER ETC. NES			
SOUTH AFRICA	515	5 310	3 354	IMPORTS	36 822	78 922	49 147
NAMIBIA	13	547	347	FRANCE	575	2 944	1 838
BOTSWANA	2	374	240	BELGIUM LUX	250	695	439
USA	27 320	68 449	42 297	NETHERLANDS	3 905	6 290	3 926
CANADA	3 573	3 747	2 277	ITALY	2 209	9 178	5 747
MEXICO	7	53	32	UNITED KINGDOM	1 590	7 235	4 508
COLOMBIA	881	1 817	1 127	IRELAND	319	1 636	1 018
VENEZUELA	3 220	2 032	1 303	DENMARK	520	945	591
PERU	287	1 891	1 164	PORTUGAL	228	375	234
BRAZIL	28 331	29 499	18 212	SPAIN	219	2 121	1 323
BOLIVIA	9	116	68	NORWAY	59	170	101
PARAGUAY	356	753	471	SWEDEN	132	498	307
URUGUAY	5 489	17 668	10 833	FINLAND	8	83	53
ARGENTINA	11 774	30 588	19 217	SWITZERLAND	376	2 639	1 647
CYPRUS	76	78	47	AUSTRIA	884	1 852	1 139
IRAN	95	334	204	MALTA	42	515	322
BAHRAIN	16	78	51	YUGOSLAVIA	49	141	86
ARAB EMIRAT	28	54	32	TURKEY	114	387	246
PAKISTAN	7 336	48 597	30 101	POLAND	247	387	252
INDIA	16 089	87 350	54 141	HUNGARY	49	80	50
BANGLADESH	1 341	3 802	2 369	ROMANIA	274	1 362	869
NEPAL	94	737	455	MOROCCO	32	116	71
THAILAND	3 741	10 575	6 501	TUNISIA	41	79	51
INDONESIA	4 746	23 309	14 433	EGYPT	82	71	43
PHILIPPINES	761	4 086	2 567	SOUTH AFRICA	194	872	545
CHINA	1 787	3 202	2 000	USA	1 332	4 917	3 056
SOUTH KOREA	54	386	234	CANADA	14	70	40
JAPAN	2 798	15 146	9 361	MEXICO	500	993	624
TAIWAN	2 795	10 009	6 147	HONDURAS	33	167	99
HONG KONG	52	198	122	URUGUAY	11	72	42
AUSTRALIA	228	1 661	1 044	ARGENTINA	1 122	4 880	3 039
NEW ZEALAND	219	261	158	PAKISTAN	216	427	268
EXPORTS	512 546	1 114 766	690 979	INDIA	4 240	11 457	7 129
FRANCE	27 799	91 037	56 259	THAILAND	13 832	9 845	6 095
BELGIUM LUX	4 412	16 774	10 280	CHINA	471	281	174
NETHERLANDS	58 783	85 350	53 050	SOUTH KOREA	875	830	514
ITALY	136 505	100 675	62 221	JAPAN	175	758	469
UNITED KINGDOM	9 449	19 779	12 244	TAIWAN	1 067	1 828	1 124
IRELAND	419	1 085	677	HONG KONG	254	767	484
DENMARK	2 023	9 503	5 836	MACAO	88	151	94
GREECE	4 355	3 787	2 360	AUSTRALIA	82	574	359
PORTUGAL	36 116	128 459	79 871	EXPORTS	22 282	91 539	56 895
SPAIN	21 354	20 402	12 622	FRANCE	2 396	9 873	6 127
ICELAND	118	106	64	BELGIUM LUX	1 205	5 546	3 438
NORWAY	759	3 680	2 284	NETHERLANDS	2 964	8 858	5 507

6 IMPORTS AND EXPORTS (SPECIAL TRADE) BY GROUPS OF THE SITC-REV. III AND BY COUNTRIES OF PRODUCTION AND CONSUMPTION 1990

GROUP COUNTRY	DT = 100 KG	1 000 DM	1 000 \$	GROUP COUNTRY	DT = 100 KG	1 000 DM	1 000 \$
ITALY	1 432	6 234	3 855	SWEDEN	35	351	213
UNITED KINGDOM	1 241	5 103	3 165	FINLAND	24	1 205	742
IRELAND	226	641	398	SWITZERLAND	523	11 185	6 871
DENMARK	769	3 272	2 046	AUSTRIA	639	7 286	4 480
GREECE	46	327	204	MALTA	85	2 010	1 217
PORTUGAL	432	921	570	YUGOSLAVIA	1 240	8 308	5 198
SPAIN	365	1 467	928	TURKEY	149	5 015	3 108
ICELAND	39	137	84	SOVIET UNION	75	1 335	853
NORWAY	246	974	613	POLAND	1 757	1 918	1 182
SWEDEN	929	5 282	3 295	CZECHOSLOVAKIA	19	322	191
FINLAND	345	1 222	764	HUNGARY	1 639	6 541	3 986
SWITZERLAND	3 508	11 473	7 144	ROMANIA	61	232	145
AUSTRIA	2 576	8 102	5 056	TUNISIA	61	1 730	1 059
MALTA	74	334	204	SOUTH AFRICA	3	203	124
YUGOSLAVIA	314	2 161	1 318	USA	68	1 125	685
TURKEY	77	1 057	657	CANADA	39	1 057	644
SOVIET UNION	14	106	66	URUGUAY	13	73	47
POLAND	163	661	414	ARGENTINA	9	289	181
CZECHOSLOVAKIA	69	403	250	ISRAEL	15	171	102
HUNGARY	78	715	461	INDIA	11	50	30
ROMANIA	33	169	112	SRI LANKA	10	190	113
MOROCCO	9	127	79	MALAYSIA	93	2 269	1 408
ALGERIA	6	73	46	PHILIPPINES	5	55	33
TUNISIA	10	176	106	CHINA	41	120	72
EGYPT	33	269	169	SOUTH KOREA	4 149	1 615	999
SUDAN	4	200	121	JAPAN	154	4 212	2 574
NIGERIA	4	64	39	HONG KONG	310	8 628	5 263
MADAGASCAR	5	73	44				
SOUTH AFRICA	35	517	323				
USA	1 733	8 127	5 021	621 MATERIALS OF RUBBER			
CANADA	155	950	597	IMPORTS	1 423 920	886 303	549 595
VENEZUELA	4	67	41	FRANCE	284 375	156 237	96 767
CHILE	98	863	541	BELGIUM LUX	245 627	131 002	81 375
ARGENTINA	6	77	48	NETHERLANDS	78 586	46 777	29 045
CYPRUS	8	52	33	ITALY	200 956	152 462	94 309
ISRAEL	58	254	153	UNITED KINGDOM	65 698	59 677	37 035
SAUDI ARABIA	41	148	89	IRELAND	32 372	30 871	19 154
OMAN	48	195	118	DENMARK	12 898	11 184	6 957
INDONESIA	7	59	36	GREECE	228	139	85
MALAYSIA	5	59	34	PORTUGAL	839	665	426
SINGAPORE	25	349	216	SPAIN	23 417	14 660	9 130
JAPAN	203	1 547	966	NORWAY	441	891	567
TAIWAN	31	293	184	SWEDEN	65 442	28 116	17 477
HONG KONG	56	703	437	FINLAND	266	448	277
AUSTRALIA	46	378	235	SWITZERLAND	23 717	19 745	12 216
NEW ZEALAND	7	74	47	AUSTRIA	194 531	86 087	53 610
				YUGOSLAVIA	24 051	10 054	6 259
613 FURSKINS, TANNED, DRESSED				TURKEY	11 901	6 646	4 100
IMPORTS	16 134	106 102	65 279	SOVIET UNION	9 673	874	547
FRANCE	491	9 060	5 606	POLAND	29 035	6 294	3 887
BELGIUM LUX	2 469	11 942	7 361	CZECHOSLOVAKIA	16 869	3 789	2 351
NETHERLANDS	337	1 222	760	HUNGARY	11 046	2 560	1 571
ITALY	1 496	6 543	3 988	ROMANIA	4 850	973	599
UNITED KINGDOM	641	10 056	6 161	USA	47 330	69 976	43 192
DENMARK	49	998	638	CANADA	6 354	2 300	1 434
GREECE	808	20 747	12 760	BRAZIL	444	404	254
PORTUGAL	18	85	53	ISRAEL	6 461	4 808	2 943
SPAIN	851	9 892	6 098	INDIA	157	72	45
SWEDEN	17	89	55	SRI LANKA	141	52	34
FINLAND	38	1 286	773	THAILAND	1 234	334	209
SWITZERLAND	68	1 075	653	MALAYSIA	16 472	6 318	3 948
AUSTRIA	142	819	501	CHINA	164	193	123
MALTA	2	73	46	SOUTH KOREA	177	158	103
YUGOSLAVIA	1 680	4 148	2 534	JAPAN	7 512	30 654	19 010
SOVIET UNION	78	807	502	TAIWAN	285	498	313
POLAND	836	1 167	725	HONG KONG	79	282	177
CZECHOSLOVAKIA	22	195	117	EXPORTS	1 646 963	1 167 785	723 433
HUNGARY	73	1 665	1 019	FRANCE	302 606	187 277	115 795
SOUTH AFRICA	49	236	142	BELGIUM LUX	159 665	114 938	71 119
USA	27	388	241	NETHERLANDS	335 856	165 403	102 334
CANADA	14	449	275	ITALY	73 647	73 269	45 236
PERU	35	181	111	UNITED KINGDOM	98 010	99 716	61 808
BRAZIL	2 086	6 089	3 839	IRELAND	32 565	14 472	9 014
URUGUAY	2 188	5 375	3 253	DENMARK	30 002	25 846	16 030
ARGENTINA	522	5 232	3 202	GREECE	5 544	7 259	4 527
ISRAEL	6	1 214	720	PORTUGAL	9 103	8 518	5 298
SRI LANKA	16	457	269	SPAIN	36 614	45 998	28 684
CHINA	401	1 766	1 082	CANARY IS	205	228	140
HONG KONG	11	400	249	CEUTA MEL	72	109	68
AUSTRALIA	126	317	208	ICELAND	2 180	1 367	854
NEW ZEALAND	479	1 889	1 189	NORWAY	16 110	12 274	7 636
EXPORTS	20 915	246 477	152 287	SWEDEN	40 733	44 272	27 525
FRANCE	254	5 217	3 204	FINLAND	32 043	16 287	10 130
BELGIUM LUX	66	1 362	817	SWITZERLAND	92 044	57 302	35 551
NETHERLANDS	207	5 937	3 560	AUSTRIA	164 419	99 408	61 679
ITALY	734	10 492	6 438	MALTA	98	180	103
UNITED KINGDOM	739	14 685	8 985	YUGOSLAVIA	13 427	14 337	8 894
DENMARK	61	1 350	833	TURKEY	6 527	5 429	3 381
GREECE	6 531	127 540	79 295	SOVIET UNION	7 622	5 008	3 096
PORTUGAL	794	4 463	2 776	POLAND	4 999	4 651	2 910
SPAIN	265	7 088	4 325	CZECHOSLOVAKIA	3 767	11 499	7 163
CANARY IS	22	589	366	HUNGARY	4 172	5 072	3 117
NORWAY	2	128	78	ROMANIA	1 472	2 780	1 736
				BULGARIA	157	475	291

6 IMPORTS AND EXPORTS (SPECIAL TRADE) BY GROUPS OF THE SITC-REV. III AND BY COUNTRIES OF PRODUCTION AND CONSUMPTION 1990

GROUP COUNTRY	DT = 100 KG	1 000 DM	1 000 \$	GROUP COUNTRY	DT = 100 KG	1 000 DM	1 000 \$
MOROCCO	4 805	2 390	1 475	SOVIET UNION	12 491	2 190	1 345
ALGERIA	829	1 684	1 043	POLAND	52 828	8 466	5 241
TUNISIA	788	948	585	CZECHOSLOVAKIA	42 510	12 226	7 615
LIBYA	373	808	496	HUNGARY	54 814	16 321	10 251
EGYPT	1 433	2 367	1 469	ROMANIA	16 220	4 300	2 619
SUDAN	14	120	72	BULGARIA	1 851	566	356
MAURITANIA	26	69	41	MOROCCO	209	121	71
SENEGAL	175	171	108	TUNISIA	361	170	107
SIERRA LEONE	49	92	56	SOUTH AFRICA	601	511	318
LIBERIA	195	271	162	USA	125 464	85 063	52 472
GHANA	761	330	210	CANADA	4 109	3 469	2 188
NIGERIA	2 223	2 160	1 361	COSTA RICA	564	271	168
CAMEROON	159	157	95	BRAZIL	6 661	3 915	2 410
GABON	87	94	61	URUGUAY	139	146	90
ZAIRE	127	294	178	ARGENTINA	3 486	1 768	1 117
ANGOLA	128	396	248	CYPRUS	104	50	30
KENYA	220	425	257	ISRAEL	33 558	18 821	11 594
UGANDA	334	294	175	JORDAN	364	423	250
TANZANIA	47	63	41	ARAB EMIRAT	1 846	821	504
MOZAMBIQUE	33	78	47	AFGHANISTAN	166	73	43
MADAGASCAR	20	199	117	INDIA	2 923	1 045	639
REUNION	48	64	40	SRI LANKA	5 762	2 338	1 445
ZAMBIA	68	106	65	THAILAND	34 042	16 684	10 442
ZIMBABWE	221	214	129	INDONESIA	6 844	2 012	1 241
MALAWI	39	79	48	MALAYSIA	7 646	3 413	2 115
SOUTH AFRICA	4 577	8 209	5 092	SINGAPORE	4 006	2 803	1 799
NAMIBIA	143	146	92	CHINA	3 324	1 686	1 042
USA	77 138	40 608	25 099	SOUTH KOREA	100 820	61 131	38 162
CANADA	3 443	2 484	1 536	JAPAN	430 644	290 628	179 979
MEXICO	4 244	11 239	6 971	TAIWAN	52 989	29 784	18 553
GUATEMALA	86	64	39	AUSTRALIA	313	297	177
COSTA RICA	119	109	65				
PANAMA	106	59	32	EXPORTS	4 278 790	2 864 189	1 772 392
CUBA	29	137	82	FRANCE	724 952	470 629	290 937
NETH ANTILL	126	126	74	BELGIUM LUX	521 245	320 111	198 025
COLOMBIA	91	308	194	NETHERLANDS	423 308	281 586	174 248
VENEZUELA	346	1 023	632	ITALY	453 858	328 037	202 974
ECUADOR	105	160	100	UNIT KINGDOM	381 786	252 552	156 168
PERU	216	594	370	IRELAND	8 225	1 379	861
BRAZIL	1 390	2 174	1 371	DENMARK	81 746	51 740	31 992
CHILE	1 417	1 248	769	GREECE	53 696	35 353	21 827
BOLIVIA	71	108	68	PORTUGAL	38 331	26 150	16 237
ARGENTINA	175	647	407	SPAIN	175 944	127 886	79 291
CYPRUS	195	199	120	CANARY IS	4 524	3 024	1 871
LEBANON	80	103	64	CEUTA MEL	3 084	166	103
SYRIA	1 452	606	378	ICELAND	786	433	273
IRAQ	532	1 149	694	NORWAY	49 715	33 162	20 442
IRAN	1 933	3 233	1 996	SWEDEN	128 470	95 387	58 887
ISRAEL	9 476	5 370	3 335	FINLAND	46 846	33 972	20 866
JORDAN	1 104	704	429	SWITZERLAND	175 728	151 689	94 126
SAUDI ARABIA	1 696	2 501	1 549	AUSTRIA	205 072	158 304	98 296
KUWAIT	349	451	266	ANDORRA	99	70	42
BAHRAIN	133	252	162	MALTA	1 027	446	281
QATAR	55	70	43	YUGOSLAVIA	14 802	9 739	6 082
ARAB EMIRAT	1 531	1 716	1 059	TURKEY	13 544	9 276	5 721
OMAN	149	181	110	SOVIET UNION	3 315	1 997	1 280
NORTH YEMEN	70	71	43	POLAND	15 980	6 578	4 104
PAKISTAN	2 820	3 030	1 876	CZECHOSLOVAKIA	6 417	2 121	1 343
INDIA	1 276	1 488	907	HUNGARY	30 173	7 423	4 640
BANGLADESH	148	105	61	ROMANIA	1 453	298	196
SRI LANKA	17	54	33	BULGARIA	3 604	1 492	919
THAILAND	1 043	1 458	899	MOROCCO	920	661	412
INDONESIA	1 678	2 762	1 721	ALGERIA	5 021	3 529	2 139
MALAYSIA	1 510	1 622	1 008	TUNISIA	1 154	763	474
SINGAPORE	6 324	6 289	3 880	LIBYA	12 268	10 924	6 722
PHILIPPINES	679	1 322	808	EGYPT	2 039	1 453	922
CHINA	430	902	555	SUDAN	835	354	215
SOUTH KOREA	1 429	3 734	2 337	MAURITANIA	463	366	217
JAPAN	6 168	5 692	3 513	MALI	1 931	415	250
TAIWAN	1 334	3 227	1 964	NIGER	274	108	70
HONG KONG	10 690	3 806	2 378	CHAD	620	373	223
AUSTRALIA	9 540	7 337	4 534	SENEGAL	1 443	552	343
NEW ZEALAND	1 905	866	538	GAMBIA	447	317	197
NEW CALEDON	198	133	84	GUIN BISSAU	143	120	76
				GUINEA	1 007	188	113
				SIERRA LEONE	121	95	60
				LIBERIA	1 093	529	318
				IVORY COAST	1 321	1 025	633
				GHANA	7 270	2 380	1 452
				TOGO	1 262	257	161
				BENIN	13 681	1 290	796
				NIGERIA	19 937	6 283	3 914
				CAMEROON	8 951	1 925	1 186
				CENT AFR REP	169	104	66
				EQUAT GUINEA	122	65	40
				GABON	1 356	548	343
				CONGO	476	161	95
				ZAIRE	962	712	440
				RWANDA	610	408	252
				BURUNDI	357	362	218
				ANGOLA	775	572	344
				ETHIOPIA	518	384	240
				DJIBOUTI	43	52	30
				SOMALIA	122	108	64
				KENYA	795	296	178
				UGANDA	568	488	300
625 RUBBER TYRES, TUBES, ETC.							
IMPORTS	4 898 733	3 089 036	1 916 787				
FRANCE	1 203 922	819 917	508 615				
BELGIUM LUX	402 121	244 606	152 448				
NETHERLANDS	452 512	289 327	179 842				
ITALY	337 763	260 567	161 141				
UNIT KINGDOM	591 792	383 453	237 648				
IRELAND	63 060	42 549	26 598				
DENMARK	30 284	9 736	6 041				
GREECE	11 726	7 539	4 718				
PORTUGAL	3 839	2 563	1 607				
SPAIN	246 701	187 593	115 935				
NORWAY	26 207	18 098	11 334				
SWEDEN	40 445	23 668	14 664				
FINLAND	8 992	6 524	4 030				
SWITZERLAND	83 730	12 476	7 774				
AUSTRIA	230 699	133 030	82 797				
MALTA	211	207	125				
YUGOSLAVIA	146 315	71 058	44 242				
TURKEY	10 215	4 481	2 765				

6 IMPORTS AND EXPORTS (SPECIAL TRADE) BY GROUPS OF THE SITC-REV. III AND BY COUNTRIES OF PRODUCTION AND CONSUMPTION 1990

GROUP COUNTRY	DT = 100 KG	1 000 DM	1 000 \$	GROUP COUNTRY	DT = 100 KG	1 000 DM	1 000 \$
TANZANIA	1 411	833	526	ISRAEL	1 846	1 717	1 077
MOZAMBIQUE	74	80	38	INDIA	2 275	1 935	1 201
MADAGASCAR	294	117	73	SRI LANKA	7 730	2 623	1 625
REUNION	276	209	130	THAILAND	15 606	4 270	2 664
ZAMBIA	70	78	49	INDONESIA	1 297	226	148
ZIMBABWE	831	500	315	MALAYSIA	2 824	2 045	1 262
MALAWI	223	204	129	SINGAPORE	775	1 181	717
SOUTH AFRICA	6 695	4 396	2 760	CHINA	1 369	894	555
USA	274 240	182 080	112 571	SOUTH KOREA	11 505	5 872	3 661
CANADA	23 801	17 159	10 520	JAPAN	13 460	66 537	41 290
MEXICO	4 231	3 399	2 105	TAIWAN	12 281	16 200	10 020
EL SALVADOR	941	72	44	HONG KONG	249	431	269
NICARAGUA	869	373	224	AUSTRALIA	1 157	1 588	985
COSTA RICA	55	52	32	NEW ZEALAND	19	65	41
PANAMA	346	67	42				
GUADELOUPE	2 906	2 324	1 433	EXPORTS	690 448	1 432 754	888 320
MARTINIQUE	3 388	2 215	1 376	FRANCE	87 471	195 606	121 314
COLOMBIA	30	57	34	BELGIUM LUX	58 048	112 112	69 675
VENEZUELA	235	81	48	NETHERLANDS	57 880	113 275	70 190
SURINAME	115	89	53	ITALY	29 244	86 461	53 429
FRENCH GUIAN	133	85	53	UNITED KINGDOM	65 969	135 654	84 198
ECUADOR	153	152	93	IRELAND	3 857	7 444	4 597
PERU	91	62	39	DENMARK	15 945	36 908	22 908
BRAZIL	65	67	43	GREECE	4 473	12 153	7 560
CHILE	1 396	1 223	740	PORTUGAL	6 606	14 935	9 303
PARAGUAY	2 768	238	151	SPAIN	28 038	70 304	43 590
URUGUAY	445	374	233	CANARY IS	73	317	182
ARGENTINA	803	219	140	CEUTA MEL	22	86	52
CYPRUS	1 990	1 540	953	ICELAND	507	925	577
LEBANON	15 108	1 311	812	NORWAY	7 977	16 965	10 558
SYRIA	417	230	146	SWEDEN	25 855	55 362	34 377
IRAQ	3 616	3 157	1 903	FINLAND	11 013	21 027	12 914
IRAN	32 224	17 206	11 062	SWITZERLAND	35 495	66 302	41 070
ISRAEL	7 401	4 802	2 988	AUSTRIA	53 560	97 569	60 582
JORDAN	15 015	1 980	1 209	MALTA	164	622	388
SAUDI ARABIA	32 301	18 532	11 438	YUGOSLAVIA	7 453	20 010	12 363
KUWAIT	4 201	1 818	1 079	TURKEY	3 346	9 062	5 630
BAHRAIN	4 674	4 130	2 523	SOVIET UNION	5 854	10 869	6 638
QATAR	981	819	504	POLAND	3 621	7 662	4 819
ARAB EMIRAT	14 205	8 998	5 507	CZECHOSLOVIA	2 486	11 031	6 863
OMAN	1 396	1 036	653	HUNGARY	3 909	10 608	6 514
NORTH YEMEN	59	50	31	ROMANIA	925	2 532	1 645
PAKISTAN	274	138	87	BULGARIA	419	1 113	681
INDIA	71	144	89	MOROCCO	5 996	7 199	4 309
THAILAND	2 935	2 190	1 356	ALGERIA	2 123	4 682	2 896
INDONESIA	1 323	1 246	795	TUNISIA	389	1 417	879
MALAYSIA	941	783	486	LIBYA	504	1 084	682
SINGAPORE	7 966	7 359	4 634	EGYPT	3 504	6 921	4 318
PHILIPPINES	758	572	349	SUDAN	176	760	475
CHINA	123	151	94	MAURITANIA	1 966	1 743	1 045
SOUTH KOREA	6 527	4 873	3 118	MALI	34	288	177
JAPAN	100 531	83 932	51 692	BURKINA FASO	36	303	182
TAIWAN	16 223	12 003	7 412	SENEGAL	69	191	119
HONG KONG	1 476	1 533	963	SIERRA LEONE	113	107	69
AUSTRALIA	18 283	14 930	9 279	LIBERIA	512	796	471
PAPUA NEW G	74	69	42	IVORY COAST	96	257	155
NEW ZEALAND	886	867	534	GHANA	211	297	179
NEW CALEDON	1 253	962	580	TOGO	46	85	51
WEST SAMOA	81	86	58	NIGERIA	725	1 462	914
FR POLYNESIA	387	320	193	CAMEROON	80	257	157
				CENT AFR REP	19	55	33
				GABON	21	56	38
				CONGO	314	117	72
				ZAIRE	77	336	209
				RWANDA	29	133	83
				BURUNDI	17	51	31
				ANGOLA	135	665	398
				ETHIOPIA	49	151	92
				KENYA	604	1 438	881
				UGANDA	171	485	304
				TANZANIA	191	543	337
				MADAGASCAR	86	274	169
				REUNION	24	150	91
				MAURITIUS	22	88	54
				ZAMBIA	80	194	114
				ZIMBABWE	115	419	256
				MALAWI	71	268	165
				SOUTH AFRICA	8 207	20 250	12 569
				NAMIBIA	48	206	129
				SWAZILAND	10	51	32
				USA	62 013	85 944	53 377
				CANADA	3 033	6 370	3 930
				MEXICO	16 642	28 438	17 681
				GUATEMALA	123	493	306
				EL SALVADOR	99	215	133
				NICARAGUA	21	62	38
				COSTA RICA	113	267	167
				PANAMA	117	245	150
				CUBA	169	212	126
				DOMINIC REP	36	75	46
				GUADELOUPE	333	151	88
				MARTINIQUE	14	99	53
				TRINIDAD TOB	27	155	95
				NETH ANTILL	11	64	40
				COLOMBIA	197	672	419
				VENEZUELA	877	2 424	1 517
629 ARTICLES OF RUBBER, NES							
IMPORTS	709 945	1 144 043	709 603				
FRANCE	114 433	217 691	134 809				
BELGIUM LUX	35 353	67 275	41 932				
NETHERLANDS	40 722	65 967	40 899				
ITALY	109 908	222 079	137 462				
UNITED KINGDOM	48 074	77 888	48 336				
IRELAND	23 510	45 762	28 611				
DENMARK	5 231	10 327	6 396				
GREECE	728	321	203				
PORTUGAL	1 687	1 329	810				
SPAIN	28 800	37 183	23 092				
NORWAY	2 947	2 563	1 624				
SWEDEN	23 859	28 544	17 732				
FINLAND	2 032	3 102	1 931				
SWITZERLAND	13 071	56 973	35 286				
AUSTRIA	57 526	76 045	47 161				
MALTA	701	10 454	6 427				
YUGOSLAVIA	57 228	20 984	12 984				
TURKEY	8 577	3 987	2 503				
SOVIET UNION	217	151	88				
POLAND	4 656	1 362	864				
CZECHOSLOVIA	17 254	4 917	3 087				
HUNGARY	18 280	9 284	5 784				
ROMANIA	2 807	900	556				
BULGARIA	249	248	154				
SOUTH AFRICA	152	93	58				
USA	14 376	57 994	35 905				
CANADA	1 081	2 023	1 257				
MEXICO	428	964	599				
COSTA RICA	495	240	151				
BAHAMAS	60	50	34				
BRAZIL	3 003	11 623	7 251				
ARGENTINA	53	48	30				

6 IMPORTS AND EXPORTS (SPECIAL TRADE) BY GROUPS OF THE SITC-REV. III AND BY COUNTRIES OF PRODUCTION AND CONSUMPTION 1990

GROUP COUNTRY	DT = 100 KG	1 000 DM	1 000 \$	GROUP COUNTRY	DT = 100 KG	1 000 DM	1 000 \$
GUYANA	16	59	35	ISRAEL	54	296	179
SURINAME	6 529	4 262	2 713	SAUDI ARABIA	5	49	30
ECUADOR	281	804	490	THAILAND	59	91	53
PERU	383	928	573	SOUTH KOREA	32	182	110
BRAZIL	1 470	7 107	4 403	JAPAN	78	384	241
CHILE	3 537	5 067	3 108	AUSTRALIA	262	1 188	738
BOLIVIA	110	317	196	NEW ZEALAND	125	582	359
PARAGUAY	565	792	484				
URUGUAY	394	1 039	652	634 VENEERS, PLYWOOD, ETC.			
ARGENTINA	957	2 326	1 446	IMPORTS	18 694 367	2 009 173	1 246 327
CYPRUS	789	715	442	FRANCE	2 150 440	207 231	128 506
LEBANON	319	719	452	BELGIUM LUX	3 467 287	211 607	131 617
SYRIA	1 267	1 927	1 186	NETHERLANDS	244 324	27 181	16 857
IRAQ	523	1 378	822	ITALY	814 555	176 732	109 173
IRAN	6 366	10 122	6 324	UNTD KINGDOM	60 019	6 600	4 111
ISRAEL	2 454	7 519	4 659	IRELAND	4 742	518	309
JORDAN	536	1 449	889	DENMARK	161 239	34 812	21 569
SAUDI ARABIA	3 249	7 126	4 396	GREECE	31 548	7 659	4 793
KUWAIT	819	1 456	873	PORTUGAL	35 725	5 774	3 565
BAHRAIN	93	418	257	SPAIN	70 644	9 536	5 948
QATAR	242	394	236	NORWAY	29 790	3 396	2 147
ARAB EMIRAT	2 300	3 382	2 080	SWEDEN	190 263	23 485	14 619
OMAN	105	237	149	FINLAND	937 752	249 726	156 016
NORTH YEMEN	110	263	168	SWITZERLAND	1 423 523	113 492	70 396
AFGHANISTAN	17	67	40	AUSTRIA	4 281 901	302 846	188 505
PAKISTAN	406	732	464	YUGOSLAVIA	306 968	37 159	22 987
INDIA	781	2 793	1 737	TURKEY	551	118	75
SRI LANKA	26	128	83	SOVIET UNION	189 895	16 997	10 113
MYANMAR	9	141	83	POLAND	382 578	22 102	13 758
THAILAND	2 334	4 918	3 028	CZECHOSLOVA	522 702	21 569	13 410
INDONESIA	1 141	3 034	1 891	HUNGARY	38 390	2 755	1 724
MALAYSIA	916	2 995	1 846	ROMANIA	31 738	3 256	1 991
BRUNEI	267	84	50	BULGARIA	13 784	1 355	813
SINGAPORE	2 614	10 583	6 605	LIBERIA	9 325	1 514	947
PHILIPPINES	752	1 404	845	IVORY COAST	224 878	34 302	21 325
CHINA	452	2 653	1 652	GHANA	47 265	10 841	6 745
SOUTH KOREA	2 166	7 850	4 859	CAMEROON	4 338	801	487
JAPAN	5 032	16 944	10 507	GABON	1 342	275	169
TAIWAN	815	2 838	1 767	CONGO	69 578	16 550	10 312
HONG KONG	666	2 978	1 852	ZAIRE	16 747	4 382	2 738
AUSTRALIA	6 480	13 126	8 161	SOUTH AFRICA	48 032	3 559	2 199
PAPUA NEW G	20	99	61	USA	1 211 478	230 790	141 838
NEW ZEALAND	636	2 152	1 330	CANADA	219 431	36 123	22 030
FIJI	254	57	35	PANAMA	1 383	401	240
633 CORK MANUFACTURES				ECUADOR	307	491	303
IMPORTS	152 478	167 163	103 645	BRAZIL	497 247	53 445	32 831
FRANCE	5 217	4 362	2 708	CHILE	51 412	3 116	1 895
BELGIUM LUX	248	223	138	PARAGUAY	2 370	251	156
NETHERLANDS	4 375	4 004	2 538	ARGENTINA	10 497	511	333
ITALY	4 467	10 413	6 462	ISRAEL	2 133	632	381
UNTD KINGDOM	190	276	171	INDIA	481	442	269
DENMARK	2 168	969	608	MYANMAR	289	118	70
PORTUGAL	112 749	129 414	80 178	THAILAND	1 220	1 081	679
SPAIN	12 912	12 540	7 795	INDONESIA	725 238	95 088	59 258
SWEDEN	1 617	1 226	736	MALAYSIA	66 282	9 537	5 952
SWITZERLAND	189	371	229	SINGAPORE	44 252	8 900	5 525
AUSTRIA	35	56	33	PHILIPPINES	23 743	3 197	2 026
MOROCCO	3 431	927	573	CHINA	639	202	123
TUNISIA	3 794	808	496	SOUTH KOREA	732	146	87
USA	235	416	255	JAPAN	1 211	912	562
CHINA	325	553	351	TAIWAN	21 001	6 117	3 746
SOUTH KOREA	206	239	147	EXPORTS	9 704 015	1 303 063	805 921
JAPAN	58	206	129	FRANCE	1 601 226	157 632	97 259
TAIWAN	85	82	51	BELGIUM LUX	836 566	105 348	65 166
EXPORTS	26 319	58 727	36 419	NETHERLANDS	1 939 799	196 947	122 023
FRANCE	3 303	6 969	4 280	ITALY	624 757	84 984	52 587
BELGIUM LUX	1 803	2 840	1 765	UNTD KINGDOM	1 076 757	144 121	88 981
NETHERLANDS	1 337	1 959	1 214	IRELAND	52 168	9 060	5 590
ITALY	748	1 735	1 074	DENMARK	929 273	105 705	65 456
UNTD KINGDOM	1 188	4 137	2 583	GREECE	60 923	15 648	9 654
IRELAND	42	84	50	PORTUGAL	11 828	3 567	2 234
DENMARK	1 664	2 149	1 339	SPAIN	148 733	30 306	18 937
GREECE	46	157	99	CANARY IS	247	68	41
PORTUGAL	991	1 363	835	ICELAND	7 814	2 468	1 519
SPAIN	196	499	306	NORWAY	82 763	16 488	10 246
ICELAND	166	144	88	SWEDEN	264 859	51 718	31 842
NORWAY	925	1 563	967	FINLAND	64 054	16 089	9 939
SWEDEN	1 277	4 265	2 613	SWITZERLAND	816 124	130 695	80 864
FINLAND	291	1 093	665	AUSTRIA	826 667	120 102	74 374
SWITZERLAND	2 170	5 236	3 236	MALTA	5 300	1 256	799
AUSTRIA	3 709	7 419	4 593	YUGOSLAVIA	82 277	21 444	13 240
YUGOSLAVIA	65	185	114	TURKEY	17 222	4 802	3 040
TURKEY	78	137	88	SOVIET UNION	34 779	9 067	5 665
CZECHOSLOVA	3 032	2 420	1 610	POLAND	9 089	1 448	918
HUNGARY	385	1 192	748	CZECHOSLOVA	8 784	2 280	1 400
LIBYA	20	127	81	HUNGARY	8 692	1 493	928
SOUTH AFRICA	686	3 657	2 292	ROMANIA	2 564	1 003	622
USA	820	3 417	2 113	BULGARIA	869	342	216
CANADA	263	1 172	707	LIBYA	2 404	514	315
MEXICO	144	532	334	EGYPT	7 716	3 086	1 892
CHILE	128	978	588	SUDAN	224	60	38
IRAN	73	252	162	GUINEA	113	51	31
				NIGERIA	7 167	1 536	975

6 IMPORTS AND EXPORTS (SPECIAL TRADE) BY GROUPS OF THE SITC-REV. III AND BY COUNTRIES OF PRODUCTION AND CONSUMPTION 1990

GROUP COUNTRY	DT = 100 KG	1 000 DM	1 000 \$	GROUP COUNTRY	DT = 100 KG	1 000 DM	1 000 \$
CAMEROON	419	87	54	HONG KONG	7 053	3 577	2 223
CONGO	119	71	42	PAPUA NEW G	20	45	30
ETHIOPIA	1 091	281	170	EXPORTS	2 903 319	939 940	582 377
SOUTH AFRICA	3 748	1 224	750	FRANCE	296 635	84 527	52 292
USA	35 793	28 151	17 259	BELGIUM LUX	339 227	108 163	67 092
CANADA	4 563	4 020	2 482	NETHERLANDS	542 801	114 967	71 325
MEXICO	522	326	203	ITALY	125 512	31 184	19 278
GUADELOUPE	676	79	50	UNITD KINGDOM	83 550	40 086	24 887
NETH ANTILL	146	57	37	IRELAND	9 708	3 096	1 911
CYPRUS	3 293	1 251	769	DENMARK	93 232	23 052	14 223
LEBANON	508	147	87	GREECE	12 386	14 267	8 726
SYRIA	1 071	608	363	PORTUGAL	8 551	3 728	2 304
IRAQ	700	194	117	SPAIN	53 008	18 275	11 310
IRAN	2 996	1 047	658	CANARY IS	1 457	1 363	854
ISRAEL	23 145	3 877	2 423	ICELAND	3 035	1 871	1 157
JORDAN	443	103	61	NORWAY	14 366	6 087	3 769
SAUDI ARABIA	30 020	4 231	2 622	SWEDEN	36 629	11 815	7 352
KUWAIT	1 798	289	176	FINLAND	38 555	15 466	9 486
BAHRAIN	824	289	180	SWITZERLAND	774 199	242 266	150 026
ARAB EMIRAT	447	309	187	AUSTRIA	313 964	130 804	81 327
SRI LANKA	1 299	388	241	GIBRALTAR	47	235	157
THAILAND	1 990	561	342	MALTA	232	98	57
INDONESIA	84	75	51	YUGOSLAVIA	13 757	2 857	1 788
MALAYSIA	192	137	86	TURKEY	9 763	6 312	3 844
SINGAPORE	4 014	1 139	706	SOVIET UNION	8 187	5 138	3 174
PHILIPPINES	1 915	205	129	POLAND	10 364	2 145	1 375
CHINA	200	115	75	CZECHOSLOVA	4 448	1 514	986
SOUTH KOREA	2 288	975	609	HUNGARY	6 531	2 342	1 458
JAPAN	10 314	4 581	2 825	ROMANIA	1 587	218	138
TAIWAN	26 033	3 544	2 191	BULGARIA	462	126	79
HONG KONG	1 469	580	350	MOROCCO	684	379	230
AUSTRALIA	6 138	3 376	2 052	ALGERIA	181	325	196
NEW ZEALAND	1 118	646	389	TUNISIA	504	402	244
AMER OCEANIA	316	102	62	LIBYA	3 422	1 131	718
635 WOOD MANUFACTURES, NES				EGYPT	1 370	457	305
IMPORTS	8 137 106	1 552 293	967 152	SUDAN	37	78	49
FRANCE	347 057	82 681	51 552	GAMBIA	69	69	41
BELGIUM LUX	203 664	66 494	41 428	GUINEA	84	57	37
NETHERLANDS	657 009	130 282	81 027	NIGERIA	4 995	2 571	1 644
ITALY	143 657	136 948	85 373	CAMEROON	173	109	72
UNITD KINGDOM	48 139	11 270	6 979	GABON	41	83	53
IRELAND	835	441	271	ZAIRE	61	74	46
DENMARK	458 648	153 647	95 449	TANZANIA	162	68	42
GREECE	1 124	510	319	REUNION	837	419	250
PORTUGAL	57 327	18 543	11 511	ZIMBABWE	32	82	50
SPAIN	23 674	13 510	8 384	SOUTH AFRICA	1 874	1 450	905
NORWAY	66 967	23 852	14 879	USA	21 361	25 379	15 707
SWEDEN	278 508	109 416	67 930	CANADA	3 619	2 474	1 520
FINLAND	71 184	37 297	23 247	MEXICO	290	229	149
SWITZERLAND	53 042	33 041	20 494	GUATEMALA	99	95	58
AUSTRIA	652 347	203 582	126 349	EL SALVADOR	108	131	80
YUGOSLAVIA	232 889	74 791	46 463	BAHAMAS	7	32	60
TURKEY	2 680	3 477	2 195	ANTIGUA	22	82	52
SOVIET UNION	12 530	1 440	900	NETH ANTILL	241	211	130
POLAND	2 024 384	102 391	64 861	COLOMBIA	37	83	49
CZECHOSLOVA	1 027 915	44 440	27 739	ECUADOR	54	142	91
HUNGARY	937 179	51 119	31 834	BRAZIL	195	133	85
ROMANIA	70 974	9 882	6 118	CHILE	52	59	34
BULGARIA	12 345	712	450	URUGUAY	45	78	49
ALBANIA	200	62	41	CYPRUS	336	175	109
MOROCCO	557	278	171	LEBANON	85	55	32
IVORY COAST	550	152	93	SYRIA	1 205	77	50
GHANA	1 439	293	186	IRAQ	3 104	3 685	2 229
TOGO	16	89	59	IRAN	674	311	191
CAMEROON	208	145	89	ISRAEL	9 038	1 896	1 191
ZAIRE	244	80	51	JORDAN	933	349	219
KENYA	86	128	80	SAUDI ARABIA	4 730	1 881	1 145
TANZANIA	89	74	47	KUWAIT	1 927	1 083	656
MAURITIUS	9	101	64	QATAR	103	117	70
SOUTH AFRICA	6 074	1 960	1 214	ARAB EMIRAT	4 607	1 380	841
USA	31 714	10 131	6 370	OMAN	194	83	50
CANADA	22 854	4 580	2 828	INDIA	149	113	74
MEXICO	137	159	93	NEPAL	393	51	31
ECUADOR	584	672	418	THAILAND	1 068	285	173
PERU	49	103	64	INDONESIA	1 661	850	524
BRAZIL	44 381	11 181	6 950	MALAYSIA	88	158	98
CHILE	271	367	225	SINGAPORE	3 754	1 352	847
PARAGUAY	618	192	119	MONGOLIA	79	480	288
ARGENTINA	490	69	42	CHINA	1 226	425	265
IRAN	24	71	42	SOUTH KOREA	4 145	1 538	953
ISRAEL	91	253	164	JAPAN	10 088	9 222	5 729
PAKISTAN	253	173	108	TAIWAN	4 228	1 546	949
INDIA	2 091	2 516	1 571	HONG KONG	2 552	1 257	763
SRI LANKA	596	630	395	AUSTRALIA	2 300	1 329	811
THAILAND	57 248	22 186	13 881	NEW ZEALAND	232	152	96
VIETNAM	238	216	136	AMER OCEANIA	387	148	90
INDONESIA	187 497	36 196	22 576	641 PAPER AND PAPERBOARD			
MALAYSIA	135 231	29 268	16 146	IMPORTS	68 213 480	10 577 783	6 573 743
SINGAPORE	73 600	15 077	9 282	FRANCE	6 789 989	1 212 236	752 785
PHILIPPINES	10 101	9 899	6 167	BELGIUM LUX	2 403 637	666 157	414 276
CHINA	118 263	50 481	31 732	NETHERLANDS	6 325 705	953 508	591 978
SOUTH KOREA	16 847	7 978	4 989	ITALY	3 563 892	684 378	425 517
JAPAN	1 483	2 078	1 293				
TAIWAN	30 995	30 563	19 145				

6 IMPORTS AND EXPORTS (SPECIAL TRADE) BY GROUPS OF THE SITC-REV. III AND BY COUNTRIES OF PRODUCTION AND CONSUMPTION 1990

GROUP COUNTRY	DT = 100 KG	1 000 DM	1 000 \$	GROUP COUNTRY	DT = 100 KG	1 000 DM	1 000 \$
UNITED KINGDOM	2 090 772	459 850	286 599	MADAGASCAR	312	99	62
IRELAND	4 795	652	403	REUNION	3 908	1 024	619
DENMARK	605 251	65 383	40 742	MAURITIUS	1 702	572	351
GREECE	921	279	179	ZAMBIA	407	127	75
PORTUGAL	321 405	31 510	19 419	ZIMBABWE	2 896	2 133	1 309
SPAIN	361 053	66 212	41 350	MALAWI	812	435	261
NORWAY	3 073 056	365 942	227 899	SOUTH AFRICA	450 142	103 204	63 616
SWEDEN	13 258 682	2 056 020	1 278 888	USA	1 782 168	369 335	227 894
FINLAND	13 005 325	1 891 738	1 177 345	CANADA	245 310	63 887	39 461
SWITZERLAND	2 427 074	355 059	220 108	MEXICO	9 770	5 354	3 323
AUSTRIA	6 588 090	976 456	605 894	GUATEMALA	1 515	662	407
YUGOSLAVIA	324 194	43 556	27 016	HONDURAS	332	68	41
TURKEY	3 247	450	277	EL SALVADOR	935	484	298
SOVIET UNION	406 663	26 999	16 852	COSTA RICA	1 846	978	590
POLAND	582 641	39 043	24 394	PANAMA	1 582	805	492
CZECHOSLOVAKIA	697 966	58 756	36 579	CUBA	329	96	57
HUNGARY	175 672	14 297	8 854	DOMINIC REP	1 193	457	274
ROMANIA	97 658	13 400	8 162	GUADELOUPE	573	221	134
BULGARIA	11 857	1 487	910	ANTIGUA	389	76	50
SOUTH AFRICA	258 594	24 182	14 979	MARTINIQUE	129	53	33
USA	2 067 545	231 763	143 215	JAMAICA	2 551	682	424
CANADA	1 946 133	197 398	121 648	BARBADOS	2 917	631	386
MEXICO	599	158	98	TRINIDAD TOB	1 013	414	257
BRAZIL	709 505	77 565	48 189	NETH ANTILL	2 979	660	412
CHILE	19 267	3 108	1 913	COLOMBIA	5 238	2 511	1 571
ARGENTINA	20 917	2 683	1 640	VENEZUELA	8 363	2 924	1 824
ISRAEL	2 823	1 367	876	SURINAME	673	212	134
THAILAND	313	248	153	ECUADOR	4 515	1 769	1 093
SINGAPORE	300	101	59	PERU	2 170	1 014	620
PHILIPPINES	236	110	70	BRAZIL	14 995	6 203	3 836
CHINA	982	740	457	CHILE	34 138	12 410	7 635
SOUTH KOREA	626	1 142	697	BOLIVIA	665	329	204
JAPAN	63 459	52 668	32 575	PARAGUAY	289	127	81
TAIWAN	738	802	511	URUGUAY	1 384	656	409
HONG KONG	57	97	59	ARGENTINA	4 388	2 489	1 553
AUSTRALIA	154	84	51	CYPRUS	60 189	9 992	6 177
EXPORTS	43 955 816	8 862 593	5 488 629	LEBANON	30 193	5 071	3 124
FRANCE	9 771 955	1 786 914	1 106 519	SYRIA	17 898	2 688	1 667
BELGIUM LUX	3 768 409	686 901	425 518	IRAQ	4 046	2 964	1 761
NETHERLANDS	5 808 203	1 026 089	635 677	IRAN	117 554	39 394	24 618
ITALY	4 390 330	814 893	503 664	ISRAEL	193 563	43 619	27 097
UNITED KINGDOM	5 088 822	1 101 697	682 993	JORDAN	73 219	8 142	5 054
IRELAND	150 196	33 557	20 829	SAUDI ARABIA	145 158	32 529	20 183
DENMARK	811 576	155 594	96 727	KUWAIT	33 969	5 743	3 452
GREECE	341 300	69 879	43 272	BAHRAIN	5 603	1 184	727
PORTUGAL	146 678	42 868	26 539	QATAR	848	278	174
SPAIN	1 837 713	373 308	231 562	ARAB EMIRAT	49 039	10 132	6 189
CANARY IS	2 086	1 393	863	OMAN	1 390	369	220
ICELAND	16 416	4 308	2 688	NORTH YEMEN	7 037	917	600
NORWAY	170 969	47 779	29 632	SOUTH YEMEN	2 639	500	313
SWEDEN	460 900	127 405	78 993	AFGHANISTAN	873	244	147
FINLAND	126 544	50 452	31 138	PAKISTAN	40 300	7 148	4 437
SWITZERLAND	1 842 730	447 788	277 586	INDIA	32 246	11 610	7 129
AUSTRIA	2 314 323	466 412	289 609	BANGLADESH	4 930	485	299
MALTA	6 216	1 641	1 019	SRI LANKA	3 444	1 067	658
YUGOSLAVIA	321 994	74 901	46 260	NEPAL	377	59	38
TURKEY	122 687	30 598	19 055	MYANMAR	3 675	1 601	1 041
SOVIET UNION	429 039	141 295	87 328	THAILAND	119 571	24 454	14 950
POLAND	124 227	41 165	26 044	INDONESIA	21 948	10 900	6 701
CZECHOSLOVAKIA	124 641	22 293	13 824	MALAYSIA	83 834	14 376	8 895
HUNGARY	214 904	61 830	38 338	SINGAPORE	129 178	25 607	15 843
ROMANIA	9 292	4 274	2 642	PHILIPPINES	24 201	5 029	3 071
BULGARIA	35 589	7 402	4 553	CHINA	180 537	29 528	18 509
ALBANIA	754	411	249	SOUTH KOREA	38 569	14 178	8 711
MOROCCO	20 797	5 315	3 331	JAPAN	148 479	56 400	34 543
ALGERIA	28 736	7 399	4 493	TAIWAN	44 337	13 779	8 490
TUNISIA	37 802	8 042	4 965	HONG KONG	117 277	27 403	16 973
LIBYA	8 972	1 488	910	AUSTRALIA	607 827	134 713	83 234
EGYPT	222 825	29 711	18 566	PAPUA NEW G	2 181	446	270
SUDAN	3 726	689	422	NEW ZEALAND	89 695	22 618	13 848
MAURITANIA	212	225	142	NEW CALEDON	1 652	521	324
MALI	137	87	53	PITCAIRN	142	88	59
BURKINA FASO	343	89	55	N ZEAL OCEAN	922	173	104
NIGER	438	60	37	FIJI	3 034	647	394
SENEGAL	3 010	829	536	FR POLYNESIA	400	154	98
SIERRA LEONE	1 589	255	156	642 PAPER,PAPERBOARD,CUT ETC			
LIBERIA	636	251	147	IMPORTS	7 766 951	2 392 702	1 489 827
IVORY COAST	3 975	1 757	1 118	FRANCE	1 078 141	370 133	229 564
GHANA	3 313	573	358	BELGIUM LUX	327 969	126 343	78 576
TOGO	1 309	227	140	NETHERLANDS	1 221 340	345 992	215 125
BENIN	511	98	61	ITALY	982 892	307 968	191 773
NIGERIA	88 398	17 443	10 720	UNITED KINGDOM	177 523	93 773	58 476
CAMEROON	6 834	1 747	1 089	IRELAND	2 840	2 514	1 558
CENT AFR REP	179	82	50	DENMARK	364 418	101 797	63 740
GABON	298	231	144	GREECE	6 563	2 930	1 810
CONGO	237	120	72	PORTUGAL	10 459	8 654	5 428
ZAIRE	4 295	4 690	2 920	SPAIN	42 878	18 230	11 346
RWANDA	857	240	147	NORWAY	35 968	8 988	5 607
BURUNDI	402	148	90	SWEDEN	537 348	144 383	89 982
ANGOLA	3 523	1 035	635	FINLAND	385 638	69 153	42 675
ETHIOPIA	910	276	170	SWITZERLAND	353 203	117 026	72 949
KENYA	29 910	4 118	2 561	AUSTRIA	1 606 458	409 418	254 489
UGANDA	1 265	276	169	YUGOSLAVIA	191 700	42 688	26 593
TANZANIA	4 953	1 236	761	TURKEY	1 747	1 081	679
MOZAMBIQUE	686	403	241				

6 IMPORTS AND EXPORTS (SPECIAL TRADE) BY GROUPS OF THE SITC-REV. III AND BY COUNTRIES OF PRODUCTION AND CONSUMPTION 1990

GROUP COUNTRY	DT = 100 KG	1 000 DM	1 000 \$	GROUP COUNTRY	DT = 100 KG	1 000 DM	1 000 \$
SOVIET UNION	307	546	336	MADAGASCAR	415	448	284
POLAND	13 463	2 007	1 280	REUNION	3 611	2 345	1 459
CZECHOSLOVA	24 619	4 412	2 736	MAURITIUS	599	206	135
HUNGARY	17 179	3 168	2 021	ZAMBIA	209	111	68
ROMANIA	314	150	96	ZIMBABWE	255	309	187
MOROCCO	398	109	67	MALAWI	549	321	197
TUNISIA	5 165	4 474	2 780	SOUTH AFRICA	10 032	6 516	4 099
SOUTH AFRICA	472	481	287	BOTSWANA	43	65	40
USA	145 596	89 369	56 761	USA	118 644	71 174	43 993
CANADA	15 494	8 784	5 593	CANADA	15 015	9 822	6 025
MEXICO	2 570	1 459	912	MEXICO	2 455	1 994	1 231
EL SALVADOR	175	152	97	BERMUDA	845	186	116
HAITI	38	76	50	GUATEMALA	1 145	535	336
BRAZIL	85 431	14 666	9 209	HONDURAS	331	169	101
ARGENTINA	11 200	1 653	1 006	COSTA RICA	1 160	408	263
CYPRUS	52	88	52	PANAMA	372	322	198
ISRAEL	3 825	2 526	1 618	CUBA	438	324	215
SAUDI ARABIA	4 772	2 133	1 431	BAHAMAS	431	110	66
INDIA	476	779	491	DOMINIC REP	714	547	329
THAILAND	1 059	1 855	1 171	GUADELOUPE	2 276	1 112	695
INDONESIA	2 240	843	531	MARTINIQUE	2 262	699	433
MALAYSIA	1 251	617	381	JAMAICA	117	112	67
SINGAPORE	291	264	164	ST VINCENT	371	180	110
PHILIPPINES	805	1 104	699	BARBADOS	107	192	120
CHINA	34 975	20 677	12 884	TRINIDAD TOB	256	203	123
SOUTH KOREA	26 853	13 778	8 522	NETH ANTILL	367	263	160
JAPAN	28 608	33 766	20 969	COLOMBIA	163	415	260
TAIWAN	7 237	8 262	5 193	VENEZUELA	480	369	230
HONG KONG	3 669	3 112	1 922	SURINAME	246	159	99
AUSTRALIA	49	62	35	FRENCH GUIAN	217	109	67
EXPORTS	12 505 260	5 217 555	3 232 992	ECUADOR	187	176	111
FRANCE	1 908 196	845 437	523 612	PERU	642	284	177
BELGIUM LUX	1 157 412	456 167	282 708	BRAZIL	3 287	3 176	1 964
NETHERLANDS	2 807 775	955 081	591 763	CHILE	12 877	4 093	2 540
ITALY	886 887	382 226	236 795	BOLIVIA	555	495	304
UNITED KINGDOM	1 500 328	697 801	431 289	PARAGUAY	84	87	54
IRELAND	89 208	43 687	27 115	URUGUAY	542	354	223
DENMARK	514 193	176 115	109 345	ARGENTINA	1 043	1 002	628
GREECE	137 531	65 098	39 941	CYPRUS	19 388	6 228	3 853
PORTUGAL	38 699	16 375	10 162	LEBANON	944	597	368
SPAIN	269 987	117 010	72 572	SYRIA	724	308	185
CANARY IS	14 313	6 182	3 840	IRAQ	895	850	510
CEUTA MEL	320	116	69	IRAN	11 950	6 263	3 920
ICELAND	12 029	6 394	3 981	ISRAEL	40 479	22 225	13 787
FAROE IS	47	72	47	JORDAN	2 161	1 540	964
NORWAY	70 751	33 956	21 195	SAUDI ARABIA	20 399	9 250	5 731
SWEDEN	234 821	130 659	81 233	KUWAIT	4 843	2 339	1 403
FINLAND	111 431	61 471	38 346	BAHRAIN	3 211	1 066	654
SWITZERLAND	860 187	391 120	242 576	QATAR	1 569	732	443
AUSTRIA	880 602	352 563	218 801	ARAB EMIRAT	10 089	4 352	2 671
ANDORRA	5 629	3 303	2 038	OMAN	1 999	1 303	803
MALTA	8 412	3 203	2 003	NORTH YEMEN	9 999	7 232	4 393
YUGOSLAVIA	91 774	36 512	22 932	SOUTH YEMEN	311	187	123
TURKEY	22 432	8 925	5 546	AFGHANISTAN	33	75	46
SOVIET UNION	68 452	21 684	13 468	PAKISTAN	3 197	1 402	889
POLAND	50 634	21 543	13 664	INDIA	9 567	3 952	2 425
CZECHOSLOVA	19 411	9 706	6 041	BANGLADESH	213	64	39
HUNGARY	48 889	19 017	11 887	SRI LANKA	803	715	440
ROMANIA	19 608	4 362	2 686	MYANMAR	223	91	55
BULGARIA	13 910	5 882	3 664	THAILAND	4 241	2 533	1 574
ALBANIA	379	568	355	INDONESIA	5 362	2 060	1 292
MOROCCO	4 832	2 098	1 291	MALAYSIA	8 013	3 741	2 317
ALGERIA	4 026	1 786	1 105	SINGAPORE	17 390	7 498	4 666
TUNISIA	10 923	3 397	2 087	PHILIPPINES	1 950	863	522
LIBYA	30 901	15 244	9 408	CHINA	6 472	2 741	1 728
EGYPT	6 280	3 218	1 962	NORTH KOREA	188	99	58
SUDAN	8 413	2 613	1 591	SOUTH KOREA	25 918	9 632	5 958
MAURITANIA	70	53	33	JAPAN	18 072	14 061	8 672
MALI	203	179	114	TAIWAN	41 389	30 728	18 870
BURKINA FASO	116	132	78	HONG KONG	71 550	29 877	18 512
CAPE VERDE	81	53	32	MACAO	874	149	100
SENEGAL	372	195	123	AUSTRALIA	34 389	18 317	11 251
GAMBIA	127	83	51	NAURU	87	48	31
GUINEA	305	154	95	NEW ZEALAND	9 191	2 954	1 819
SIERRA LEONE	484	224	138	NEW CALEDON	923	287	176
LIBERIA	604	185	111	FIJI	252	85	53
IVORY COAST	1 295	620	386	FR POLYNESIA	234	126	75
GHANA	453	153	95				
TOGO	310	160	101				
BENIN	265	109	67				
NIGERIA	6 974	3 168	1 969	651 TEXTILE YARN			
CAMEROON	2 515	1 251	789	IMPORTS	4 722 915	4 101 709	2 538 640
GABON	394	296	184	FRANCE	315 293	364 298	225 628
CONGO	570	407	253	BELGIUM LUX	475 207	328 459	203 659
ZAIRE	1 341	482	297	NETHERLANDS	489 947	413 004	254 992
RWANDA	426	271	169	ITALY	759 809	916 581	506 084
BURUNDI	297	166	105	UNITED KINGDOM	287 447	303 575	188 170
ANGOLA	361	400	248	IRELAND	13 521	20 445	12 703
ETHIOPIA	686	337	212	DENMARK	68 906	78 448	48 814
DJIBOUTI	72	54	33	GREECE	178 947	141 128	87 383
SOMALIA	359	135	79	PORTUGAL	13 946	12 492	7 746
KENYA	1 009	352	215	SPAIN	159 968	99 751	62 103
UGANDA	1 421	436	284	ICELAND	27	74	47
TANZANIA	279	340	213	NORWAY	3 228	1 572	984
MOZAMBIQUE	492	83	48	SWEDEN	18 546	9 275	5 759
				FINLAND	8 045	4 166	2 589
				SWITZERLAND	213 059	333 321	206 325

6 IMPORTS AND EXPORTS (SPECIAL TRADE) BY GROUPS OF THE SITC-REV. III AND BY COUNTRIES OF PRODUCTION AND CONSUMPTION 1990

GROUP COUNTRY	DT = 100 KG	1 000 DM	1 000 \$	GROUP COUNTRY	DT = 100 KG	1 000 DM	1 000 \$
AUSTRIA	181 202	183 998	113 852	UGANDA	104	80	51
MALTA	109	77	47	TANZANIA	76	78	47
YUGOSLAVIA	36 182	38 723	23 848	MOZAMBIQUE	89	231	141
TURKEY	268 226	151 059	93 097	MADAGASCAR	745	386	249
SOVIET UNION	1 245	949	567	MAURITIUS	295	720	428
POLAND	9 817	4 003	2 550	ZAMBIA	35	352	217
CZECHOSLOVAKIA	135 433	41 746	25 873	ZIMBABWE	85	166	101
HUNGARY	39 729	21 026	13 074	MALAWI	112	57	34
ROMANIA	5 918	3 154	1 969	SOUTH AFRICA	24 618	22 660	14 057
BULGARIA	1 477	798	490	NAMIBIA	1 620	1 272	751
MOROCCO	1 999	1 744	1 091	USA	168 054	174 523	108 140
TUNISIA	43	313	191	CANADA	16 806	27 816	17 109
EGYPT	142 770	110 259	67 445	MEXICO	1 963	2 211	1 380
SUDAN	327	144	87	GUATEMALA	510	744	453
SENEGAL	128	83	49	EL SALVADOR	25	105	71
IVORY COAST	501	302	182	COSTA RICA	5	68	43
NIGERIA	1 814	864	556	PANAMA	293	260	158
ETHIOPIA	150	78	46	HAITI	37	145	92
KENYA	1 505	762	485	GUADELOUPE	30	66	40
TANZANIA	5 232	2 244	1 402	BARBADOS	36	147	89
MADAGASCAR	4 415	1 003	628	TRINIDAD TOB	43	141	85
MAURITIUS	265	141	83	COLOMBIA	229	299	181
ZAMBIA	3 355	1 563	978	VENEZUELA	202	281	181
ZIMBABWE	19 591	9 190	5 724	ECUADOR	362	289	181
SOUTH AFRICA	35 128	17 478	10 951	PERU	172	354	212
USA	219 051	215 589	132 818	BRAZIL	3 912	4 381	2 713
CANADA	13 249	12 600	7 776	CHILE	3 644	3 678	2 289
MEXICO	11 229	5 251	3 230	BOLIVIA	31	56	34
EL SALVADOR	5 625	2 749	1 696	PARAGUAY	37	140	88
COLOMBIA	16 722	8 843	5 597	URUGUAY	233	312	198
VENEZUELA	709	927	564	ARGENTINA	1 491	2 350	1 464
PERU	31 740	30 337	18 692	CYPRUS	739	1 907	1 181
BRAZIL	113 033	64 452	39 621	LEBANON	1 886	1 857	1 163
CHILE	212	179	108	SYRIA	13 143	5 553	3 424
URUGUAY	7	145	91	IRAQ	3 037	3 076	1 830
ARGENTINA	13 825	8 234	4 993	IRAN	1 492	2 052	1 282
CYPRUS	123	54	35	ISRAEL	62 486	51 040	31 407
SYRIA	1 925	1 266	777	JORDAN	5 691	2 207	1 350
ISRAEL	5 875	9 435	5 733	SAUDI ARABIA	3 101	4 422	2 734
JORDAN	98	56	33	KUWAIT	135	211	124
PAKISTAN	31 264	15 936	9 721	BAHRAIN	12	191	115
INDIA	108 308	48 980	30 368	ARAB EMIRAT	78	243	147
BANGLADESH	58 192	9 142	5 706	OMAN	188	175	108
SRI LANKA	1 331	298	184	NORTH YEMEN	94	76	45
THAILAND	24 831	13 662	8 690	AFGHANISTAN	112	170	100
INDONESIA	13 119	7 397	4 650	PAKISTAN	2 358	1 045	650
MALAYSIA	6 903	5 830	3 638	INDIA	8 687	6 210	3 854
SINGAPORE	305	132	88	SRI LANKA	7 205	9 220	5 691
CHINA	20 853	17 154	10 510	MYANMAR	55	552	354
SOUTH KOREA	53 444	29 325	18 236	THAILAND	1 730	2 772	1 715
JAPAN	46 459	61 979	38 403	VIETNAM	563	1 477	924
TAIWAN	21 738	12 938	8 101	INDONESIA	7 901	4 766	2 953
HONG KONG	104	270	167	MALAYSIA	1 249	2 351	1 447
NEW ZEALAND	71	147	92	SINGAPORE	884	3 225	2 002
EXPORTS	5 060 856	5 204 437	3 219 672	PHILIPPINES	1 013	2 776	1 710
FRANCE	839 769	779 125	481 736	MONGOLIA	25	128	81
BELGIUM LUX	566 775	481 026	297 436	CHINA	2 906	3 873	2 454
NETHERLANDS	611 016	491 025	304 237	SOUTH KOREA	3 184	6 096	3 759
ITALY	600 162	818 438	504 412	JAPAN	27 887	79 242	49 209
UNITED KINGDOM	555 888	477 497	295 958	TAIWAN	4 040	4 123	2 591
IRELAND	41 443	48 123	29 756	HONG KONG	3 427	8 040	4 990
DENMARK	180 880	144 722	90 112	MACAO	132	404	246
GREECE	68 712	79 936	49 462	AUSTRALIA	14 475	19 998	12 384
PORTUGAL	100 420	97 847	60 568	NEW ZEALAND	770	1 887	1 158
SPAIN	120 020	131 488	81 648	NEW CALEDON	22	54	34
CANARY IS	50	153	92	FJI	25	61	39
ICELAND	277	651	404	FR POLYNESIA	22	98	57
NORWAY	20 908	23 694	14 652	552 COTTON FABRICS, WOVEN			
SWEDEN	88 819	97 380	60 110	IMPORTS	1 132 721	1 815 236	1 127 982
FINLAND	59 350	72 173	44 385	FRANCE	101 684	219 199	136 379
SWITZERLAND	109 133	167 955	103 974	BELGIUM LUX	66 675	106 792	66 424
AUSTRIA	280 742	358 030	221 493	NETHERLANDS	62 976	119 963	74 662
ANDORRA	27	71	42	ITALY	111 933	359 177	224 027
MALTA	665	2 880	1 781	UNITED KINGDOM	23 798	49 969	31 314
YUGOSLAVIA	73 556	122 491	75 915	IRELAND	6 151	8 129	5 055
TURKEY	100 762	76 046	47 573	DENMARK	7 372	18 808	11 613
SOVIET UNION	72 267	80 331	49 343	GREECE	4 431	5 201	3 205
POLAND	18 665	32 943	20 464	PORTUGAL	3 960	11 220	6 960
CZECHOSLOVAKIA	27 936	28 059	17 399	SPAIN	7 774	17 661	11 045
HUNGARY	47 583	52 104	32 188	NORWAY	1 076	2 773	1 734
ROMANIA	1 752	6 249	3 868	SWEDEN	4 481	10 979	6 759
BULGARIA	2 777	5 258	3 268	FINLAND	1 627	4 346	2 681
ALBANIA	252	423	264	SWITZERLAND	38 443	141 893	88 345
MOROCCO	38 429	23 528	14 677	AUSTRIA	44 710	155 658	96 857
ALGERIA	7 006	5 231	3 234	YUGOSLAVIA	13 020	16 749	10 377
TUNISIA	9 836	15 293	9 502	TURKEY	61 185	65 151	40 687
LIBYA	177	452	284	SOVIET UNION	23 967	14 289	8 857
EGYPT	6 826	5 247	3 224	POLAND	3 802	6 128	3 920
IVORY COAST	377	499	299	CZECHOSLOVAKIA	34 798	38 728	23 973
NIGERIA	256	416	261	HUNGARY	6 924	10 476	6 441
CAMEROON	269	344	219	ROMANIA	877	1 066	663
ZAIRE	21	62	36	BULGARIA	6 588	2 926	1 771
ANGOLA	339	388	244	MOROCCO	270	593	359
ETHIOPIA	58	99	60	TUNISIA	2 662	2 349	1 452
KENYA	159	97	59				

6 IMPORTS AND EXPORTS (SPECIAL TRADE) BY GROUPS OF THE SITC-REV. III AND BY COUNTRIES OF PRODUCTION AND CONSUMPTION 1990

GROUP COUNTRY	DT = 100 KG	1 000 DM	1 000 \$	GROUP COUNTRY	DT = 100 KG	1 000 DM	1 000 \$
EGYPT	20 814	14 238	8 791	USA	8 724	43 893	27 185
IVORY COAST	346	228	149	CANADA	2 273	8 857	5 422
TANZANIA	869	320	207	MEXICO	83	211	128
MADAGASCAR	12 173	8 791	5 419	HAITI	336	319	198
MAURITIUS	384	578	346	TURKS CAICOS	165	242	161
ZIMBABWE	60	52	34	MARTINIQUE	126	142	89
SOUTH AFRICA	2 125	1 412	867	VENEZUELA	113	416	257
BOTSWANA	276	150	91	BRAZIL	189	792	503
USA	13 164	23 631	14 678	CHILE	241	659	400
CANADA	1 866	1 636	1 055	URUGUAY	115	291	183
MEXICO	7 303	4 886	3 045	ARGENTINA	69	236	154
GUATEMALA	15	53	33	CYPRUS	3 722	8 053	4 958
CUBA	92	56	35	LEBANON	1 314	1 970	1 200
COLOMBIA	4 513	4 410	2 738	SYRIA	586	2 042	1 273
VENEZUELA	1 153	701	423	IRAQ	160	179	108
PERU	11 943	9 764	6 031	IRAN	126	236	143
BRAZIL	23 470	16 366	10 137	ISRAEL	3 315	7 982	4 961
PARAGUAY	1 155	612	373	JORDAN	496	490	306
ARGENTINA	4 607	3 169	1 977	SAUDI ARABIA	520	1 814	1 112
SYRIA	146	60	35	KUWAIT	375	1 191	716
IRAN	1 349	751	463	BAHRAIN	32	151	91
ISRAEL	1 318	1 710	1 064	QATAR	29	144	90
NORTH YEMEN	110	59	36	ARAB EMIRAT	653	1 867	1 145
PAKISTAN	60 476	37 725	23 103	OMAN	40	222	139
INDIA	99 649	72 645	44 670	PAKISTAN	95	138	83
THAILAND	44 316	43 333	26 520	INDIA	140	444	285
INDONESIA	25 566	23 206	14 383	SRI LANKA	2 169	5 383	3 358
MALAYSIA	11 774	9 207	5 735	MYANMAR	7	81	49
PHILIPPINES	1 297	814	489	THAILAND	716	1 672	1 008
CHINA	67 056	46 395	28 554	INDONESIA	234	513	312
SOUTH KOPEA	28 839	40 089	24 909	MALAYSIA	273	1 185	731
JAPAN	7 154	13 136	8 189	SINGAPORE	1 293	4 862	3 022
TAIWAN	28 910	37 726	23 383	PHILIPPINES	787	1 847	1 133
HONG KONG	7 210	6 997	4 395	CHINA	634	2 870	1 757
EXPORTS	1 391 460	2 805 400	1 739 080	NORTH KOREA	47	209	136
FRANCE	191 854	293 629	181 547	SOUTH KOREA	1 794	8 652	5 304
BELGIUM LUX	70 653	109 127	67 679	JAPAN	6 005	35 355	21 677
NETHERLANDS	167 967	256 914	159 130	TAIWAN	1 062	5 756	3 569
ITALY	211 559	295 198	183 001	HONG KONG	7 079	25 046	15 590
UNTD KINGDOM	111 483	193 607	119 642	MACAO	23	83	41
IRELAND	911	2 946	1 836	AUSTRALIA	1 789	7 051	4 387
DENMARK	25 574	42 837	26 438	NEW ZEALAND	457	1 953	1 201
GREECE	40 025	89 981	55 916	653 FABRICS,MAN-MADE FIBRES			
PORTUGAL	61 527	126 582	78 617	IMPORTS	1 303 917	2 958 462	1 840 700
SPAIN	8 609	28 034	17 446	FRANCE	174 157	457 338	283 770
CANARY IS	376	2 545	1 558	BELGIUM LUX	151 679	297 144	184 942
ICELAND	377	1 197	738	NETHERLANDS	69 916	156 527	97 418
NORWAY	3 667	10 210	6 356	ITALY	220 280	811 074	506 715
SWEDEN	9 127	24 218	14 985	UNTD KINGDOM	75 917	81 606	51 041
FINLAND	8 444	21 070	12 926	IRELAND	748	1 159	724
SWITZERLAND	37 868	99 387	61 638	DENMARK	3 314	11 087	6 932
AUSTRIA	62 496	175 255	108 688	GREECE	8 600	6 037	3 742
ANDORRA	16	66	42	PORTUGAL	12 680	45 085	27 973
MALTA	7 503	15 629	9 665	SPAIN	21 309	45 777	28 493
YUGOSLAVIA	87 850	279 153	173 226	NORWAY	382	685	424
TURKEY	24 335	45 719	28 511	SWEDEN	3 618	15 862	9 788
SOVIET UNION	840	1 280	785	FINLAND	1 170	5 386	3 386
POLAND	49 615	122 459	76 481	SWITZERLAND	24 588	120 429	75 118
CZECHOSLOVA	13 108	23 199	14 515	AUSTRIA	55 337	170 879	105 816
HUNGARY	18 547	47 118	29 274	YUGOSLAVIA	15 065	25 576	16 014
ROMANIA	10 471	31 863	19 679	TURKEY	15 995	34 599	21 692
BULGARIA	3 598	8 516	5 332	SOVIET UNION	5 711	5 080	3 092
ALBANIA	588	1 020	636	POLAND	2 671	2 898	1 767
MOROCCO	22 737	54 882	34 072	CZECHOSLOVA	16 988	26 670	16 592
ALGERIA	787	1 436	894	HUNGARY	17 525	25 663	15 969
TUNISIA	64 739	145 640	90 431	ROMANIA	192	256	153
LIBYA	4 262	3 539	2 095	BULGARIA	960	722	455
EGYPT	1 086	1 539	947	MOROCCO	233	856	528
MAURITANIA	813	1 975	1 242	TUNISIA	183	368	236
MALI	2 652	12 869	7 854	SOUTH AFRICA	80	357	226
BURKINA FASO	3 266	2 027	1 307	USA	11 596	42 401	26 314
NIGER	1 313	4 811	3 019	CANADA	526	912	592
CHAD	24	132	88	MEXICO	821	573	371
SENEGAL	2 459	11 807	7 246	COLOMBIA	23	60	38
GAMBIA	1 700	4 890	3 107	VENEZUELA	26	54	33
GUIN BISSAU	23	150	100	PERU	548	628	389
GUINEA	371	253	169	BRAZIL	10 317	3 901	2 389
LIBERIA	103	291	173	CHILE	22	54	35
IVORY COAST	903	1 058	643	ARGENTINA	356	139	87
GHANA	9	72	42	CYPRUS	134	172	103
TOGO	320	445	275	ISRAEL	218	457	293
BENIN	1 155	4 125	2 593	PAKISTAN	34 333	17 151	10 755
NIGERIA	2 072	10 559	6 604	INDIA	9 336	6 778	4 130
CAMEROON	72	373	229	THAILAND	26 687	25 015	15 347
S TOME PRINC	40	85	50	INDONESIA	48 408	60 275	37 327
GABON	91	419	258	MALAYSIA	14 685	15 256	9 402
CONGO	41	121	74	PHILIPPINES	482	478	285
ANGOLA	127	98	59	CHINA	34 751	30 022	18 600
KENYA	202	97	66	SOUTH KOREA	36 076	75 442	46 838
TANZANIA	85	151	97	JAPAN	41 774	186 604	115 991
REUNION	149	279	172	TAIWAN	132 911	141 982	87 756
MAURITIUS	1 333	3 945	2 423	HONG KONG	493	787	484
ZAMBIA	213	151	90	AUSTRALIA	26	92	55
ZIMBABWE	69	141	88				
SOUTH AFRICA	575	2 234	1 380				

6 IMPORTS AND EXPORTS (SPECIAL TRADE) BY GROUPS OF THE SITC-REV. III AND BY COUNTRIES OF PRODUCTION AND CONSUMPTION 1990

GROUP COUNTRY	DT = 100 KG	1 000 DM	1 000 \$	GROUP COUNTRY	DT = 100 KG	1 000 DM	1 000 \$
EXPORTS	1 755 723	5 027 957	3 124 072	JAPAN	4 956	28 532	17 669
FRANCE	186 826	396 861	245 312	TAIWAN	2 167	11 551	7 060
BELGIUM LUX	82 819	159 224	98 483	HONG KONG	10 136	38 448	24 061
NETHERLANDS	208 859	484 521	300 002	AUSTRALIA	3 331	16 809	10 313
ITALY	165 298	388 784	240 313	NEW ZEALAND	2 509	9 265	5 714
UNITED KINGDOM	187 950	472 383	292 961	654 0TH.TEXTILE FABRIC,WOVEN			
IRELAND	5 250	19 635	12 164	IMPORTS	537 158	1 905 179	1 179 352
DENMARK	31 229	80 483	49 902	FRANCE	100 077	164 852	101 953
GREECE	76 260	278 995	173 206	BELGIUM LUX	48 049	64 614	39 687
PORTUGAL	54 208	212 184	132 695	NETHERLANDS	53 625	114 381	70 984
SPAIN	33 226	98 075	60 948	ITALY	176 259	1 033 044	639 915
CANARY IS	75	247	151	UNITED KINGDOM	17 551	72 316	44 689
CEUTA MEL	46	51	33	IRELAND	1 768	8 531	5 295
ICELAND	266	1 148	692	DENMARK	1 861	8 237	5 108
NORWAY	7 292	22 865	14 151	GREECE	172	615	367
SWEDEN	18 216	62 076	38 229	PORTUGAL	874	2 900	1 781
FINLAND	16 417	53 901	33 342	SPAIN	3 329	13 637	8 478
SWITZERLAND	61 093	168 790	104 596	NORWAY	133	230	142
AUSTRIA	66 676	206 378	128 025	SWEDEN	6 624	9 623	5 981
ANDORRA	13	56	36	FINLAND	346	215	136
MALTA	6 942	25 993	16 187	SWITZERLAND	18 101	75 852	46 739
YUGOSLAVIA	141 696	552 571	345 496	AUSTRIA	22 544	62 702	38 683
TURKEY	30 394	96 656	60 567	YUGOSLAVIA	5 424	6 921	4 269
SOVIET UNION	1 486	4 648	2 964	TURKEY	1 720	7 607	4 718
POLAND	61 508	222 043	139 874	SOVIET UNION	2 394	1 681	1 007
CZECHOSLOVAKIA	12 188	33 427	20 958	POLAND	2 459	3 725	2 265
HUNGARY	33 154	115 263	71 772	CZECHOSLOVAKIA	14 786	10 534	6 506
ROMANIA	29 080	100 145	62 351	HUNGARY	655	853	526
BULGARIA	7 460	23 452	14 624	ROMANIA	89	148	95
ALBANIA	1 553	6 161	3 841	BULGARIA	34	536	335
MOROCCO	38 318	129 654	81 046	SOUTH AFRICA	230	113	68
ALGERIA	711	1 303	829	USA	5 217	10 603	6 602
TUNISIA	47 977	134 816	84 065	CANADA	4 177	4 182	2 567
EGYPT	895	2 733	1 678	MEXICO	2 550	596	361
MAURITANIA	172	94	62	PERU	105	669	408
BURKINA FASO	2 174	1 490	980	BRAZIL	434	98	61
NIGER	359	277	179	URUGUAY	3 849	18 692	11 638
SENEGAL	363	231	149	IRAN	3	50	30
GAMBIA	301	260	171	ISRAEL	182	437	275
IVORY COAST	950	990	614	INDIA	10 204	30 239	18 727
GHANA	105	75	44	BANGLADESH	12 919	1 709	1 070
TOGO	101	95	61	THAILAND	1 009	1 122	701
BENIN	509	301	197	PHILIPPINES	29	85	54
NIGERIA	2 621	1 401	901	CHINA	10 553	138 344	85 473
ZAIRE	40	125	80	SOUTH KOREA	370	7 336	4 616
BURUNDI	8	65	40	JAPAN	3 614	6 133	3 853
ANGOLA	765	1 668	1 015	TAIWAN	1 354	1 189	772
KENYA	111	394	253	HONG KONG	1 226	19 370	12 198
MADAGASCAR	352	227	145	AUSTRALIA	73	201	118
REUNION	203	636	381	EXPORTS	395 658	1 398 490	864 411
MAURITIUS	723	2 640	1 652	FRANCE	17 647	45 796	28 294
ZAMBIA	188	734	449	BELGIUM LUX	13 713	40 350	24 982
ZIMBABWE	596	1 221	747	NETHERLANDS	53 454	104 119	64 423
SOUTH AFRICA	6 104	27 655	17 167	ITALY	30 484	169 177	104 109
BOTSWANA	41	323	200	UNITED KINGDOM	11 742	41 375	25 554
USA	44 063	150 881	93 456	IRELAND	2 686	6 071	3 758
CANADA	6 829	28 121	17 380	DENMARK	5 554	8 390	5 249
MEXICO	1 957	7 670	4 814	GREECE	12 729	61 895	38 216
TURKS CAICOS	49	198	134	PORTUGAL	12 176	57 274	35 466
GUADELOUPE	47	122	75	SPAIN	9 014	19 361	12 146
MARTINIQUE	80	259	163	CANARY IS	56	140	89
TRINIDAD TOB	21	86	55	ICELAND	122	235	144
COLOMBIA	78	340	210	NORWAY	2 345	3 483	2 137
VENEZUELA	482	1 544	938	SWEDEN	11 317	17 082	10 493
ECUADOR	23	52	33	FINLAND	1 912	5 741	3 541
PERU	45	173	106	SWITZERLAND	25 951	73 471	45 266
BRAZIL	639	1 695	1 063	AUSTRIA	37 303	76 180	47 039
CHILE	703	1 958	1 192	MALTA	1 830	9 795	6 046
PARAGUAY	3	47	34	YUGOSLAVIA	56 037	297 786	184 413
URUGUAY	50	192	122	TURKEY	9 076	42 571	26 394
ARGENTINA	189	677	423	SOVIET UNION	1 586	2 592	1 550
CYPRUS	2 390	8 821	5 455	POLAND	17 334	73 736	45 930
LEBANON	1 234	3 671	2 251	CZECHOSLOVAKIA	2 642	10 805	6 600
SYRIA	883	2 337	1 467	HUNGARY	8 342	43 133	26 632
IRAQ	289	842	507	ROMANIA	5 647	19 497	11 892
IRAN	4 600	2 828	1 770	BULGARIA	930	2 191	1 333
ISRAEL	9 868	27 228	16 689	ALBANIA	51	238	157
JORDAN	597	773	468	MOROCCO	2 053	8 464	5 286
SAUDI ARABIA	2 127	5 819	3 498	TUNISIA	2 877	11 204	6 970
KUWAIT	1 133	3 861	2 303	LIBYA	30	133	77
BAHRAIN	70	377	234	EGYPT	42	230	146
QATAR	93	421	261	NIGERIA	144	233	145
ARAB EMIRAT	1 834	5 513	3 445	ANGOLA	28	137	85
OMAN	30	105	63	MAURITIUS	1 154	11 927	7 409
AFGHANISTAN	190	109	70	ZAMBIA	56	228	138
PAKISTAN	42	83	50	ZIMBABWE	103	222	136
INDIA	1 546	1 786	1 129	SOUTH AFRICA	1 233	2 283	1 421
SRI LANKA	4 129	14 549	9 040	USA	11 102	35 159	21 850
MYANMAR	6	56	33	CANADA	2 566	10 268	6 366
THAILAND	1 682	5 051	3 122	MEXICO	16	109	67
INDONESIA	1 138	4 449	2 834	GUATEMALA	13	55	34
MALAYSIA	1 091	2 960	1 838	TURKS CAICOS	84	207	138
SINGAPORE	3 316	11 899	7 386				
PHILIPPINES	1 030	3 186	1 985				
CHINA	1 773	7 025	4 286				
SOUTH KOREA	3 729	18 586	11 535				

6 IMPORTS AND EXPORTS (SPECIAL TRADE) BY GROUPS OF THE SITC-REV. III AND BY COUNTRIES OF PRODUCTION AND CONSUMPTION 1990

GROUP COUNTRY	DT = 100 KG	1 000 DM	1 000 \$	GROUP COUNTRY	DT = 100 KG	1 000 DM	1 000 \$
VENEZUELA	16	188	114	HUNGARY	9 997	30 069	18 728
BRAZIL	928	994	627	ROMANIA	4 658	12 943	7 987
CHILE	262	380	240	BULGARIA	1 188	3 575	2 285
ARGENTINA	11	51	32	ALBANIA	52	189	116
CYPRUS	212	899	548	MOROCCO	20 534	52 540	32 796
LEBANON	137	443	276	ALGERIA	390	529	325
SYRIA	55	175	109	TUNISIA	12 798	28 063	17 472
IRAN	107	261	161	EGYPT	119	392	239
ISRAEL	743	2 240	1 415	BURKINA FASO	149	69	45
JORDAN	37	55	31	NIGER	335	136	89
SAUDI ARABIA	108	856	398	SENEGAL	79	65	43
KUWAIT	146	371	223	IVORY COAST	163	159	99
ARAB EMIRAT	147	402	257	NIGERIA	1 344	685	430
INDIA	76	248	150	CAMEROON	63	93	57
SRI LANKA	559	1 804	1 079	CONGO	215	178	118
NEPAL	4	46	31	BURUNDI	24	56	32
THAILAND	129	369	227	ANGOLA	43	134	79
INDONESIA	140	289	171	ETHIOPIA	12	112	69
MALAYSIA	50	225	134	KENYA	96	164	106
SINGAPORE	134	878	535	TANZANIA	101	167	104
PHILIPPINES	9	56	34	MADAGASCAR	393	111	69
CHINA	2 143	2 744	1 676	REUNION	32	68	39
SOUTH KOREA	1 903	14 725	8 954	MAURITIUS	1 487	5 216	3 206
JAPAN	5 504	30 751	18 883	ZAMBIA	61	192	121
TAIWAN	4 479	8 101	4 990	ZIMBABWE	92	195	120
HONG KONG	3 190	11 587	7 152	MALAWI	267	146	93
AUSTRALIA	565	3 897	2 405	SOUTH AFRICA	686	2 856	1 771
NEW ZEALAND	399	1 847	1 150	BOTSWANA	628	402	263
655 KNIT.CROCHET.FABRIC NES				USA	5 218	10 227	6 232
IMPORTS	380 498	881 449	550 839	CANADA	1 072	3 598	2 203
FRANCE	23 252	58 180	36 193	MEXICO	376	1 442	871
BELGIUM LUX	19 386	41 022	25 588	COLOMBIA	159	520	312
NETHERLANDS	34 236	64 584	40 238	VENEZUELA	95	252	152
ITALY	157 014	374 861	234 966	ECUADOR	520	387	244
UNTD KINGDOM	18 946	50 269	31 437	BRAZIL	71	331	215
IRELAND	116	124	76	CHILE	94	213	132
DENMARK	1 330	5 237	3 310	ARGENTINA	51	132	83
GREECE	3 635	5 555	3 496	CYPRUS	347	1 316	791
PORTUGAL	646	1 400	873	LEBANON	111	316	193
SPAIN	6 224	16 678	10 398	SYRIA	699	303	187
NORWAY	165	454	284	IRAQ	389	330	198
SWEDEN	1 231	2 195	1 374	IRAN	73	150	95
FINLAND	1 195	1 473	947	ISRAEL	3 481	9 735	6 006
SWITZERLAND	14 707	46 990	29 348	SAUDI ARABIA	322	786	478
AUSTRIA	55 610	151 843	94 486	KUWAIT	222	785	468
MALTA	917	1 023	619	ARAB EMIRAT	721	2 075	1 289
YUGOSLAVIA	1 005	1 654	1 042	NORTH YEMEN	20	101	64
TURKEY	3 962	4 736	2 916	PAKISTAN	72	165	101
SOVIET UNION	12	85	51	INDIA	73	166	108
POLAND	8 523	7 999	5 010	SRI LANKA	644	1 643	997
CZECHOSLOVA	15 971	9 454	5 878	THAILAND	377	1 207	756
HUNGARY	2 790	4 711	3 037	INDONESIA	203	527	325
MOROCCO	36	125	82	MALAYSIA	488	1 638	1 024
TUNISIA	63	113	70	SINGAPORE	418	1 386	843
USA	3 141	15 613	9 656	PHILIPPINES	422	1 838	1 136
CANADA	161	236	150	CHINA	595	2 077	1 255
MEXICO	114	74	44	SOUTH KOREA	670	2 080	1 270
BRAZIL	10	66	42	JAPAN	979	4 849	2 997
ARGENTINA	29	69	43	TAIWAN	308	2 212	1 365
CYPRUS	121	101	60	HONG KONG	1 633	7 440	4 669
ISRAEL	135	223	136	MACAO	17	77	46
PAKISTAN	141	84	54	AUSTRALIA	875	2 336	1 424
INDONESIA	166	228	145	NEW ZEALAND	516	1 246	775
CHINA	219	1 297	788	656 TULLE,LACE,EMBROIDRY.ETC			
SOUTH KOREA	2 248	4 624	2 960	IMPORTS	107 563	461 346	286 370
JAPAN	1 659	5 843	3 612	FRANCE	12 518	77 982	48 382
TAIWAN	1 176	1 702	1 104	BELGIUM LUX	10 122	18 306	11 247
HONG KONG	147	350	219	NETHERLANDS	14 080	22 901	14 347
EXPORTS	549 616	1 366 107	847 579	ITALY	11 821	30 789	19 177
FRANCE	81 595	183 614	113 358	UNTD KINGDOM	7 124	16 738	10 348
BELGIUM LUX	43 173	85 889	53 333	IRELAND	765	2 639	1 634
NETHERLANDS	57 905	123 627	76 694	DENMARK	121	418	261
ITALY	29 710	85 463	52 957	GREECE	185	3 182	1 986
UNTD KINGDOM	38 518	103 041	63 603	PORTUGAL	13 246	11 770	7 295
IRELAND	5 372	16 276	10 081	SPAIN	2 352	4 230	2 644
DENMARK	5 887	14 324	8 892	NORWAY	36	54	34
GREECE	22 085	53 178	33 058	SWEDEN	327	1 213	742
PORTUGAL	10 184	31 301	19 394	FINLAND	368	448	279
SPAIN	6 237	20 386	12 724	SWITZERLAND	7 479	85 223	52 766
CANARY IS	40	104	62	AUSTRIA	12 798	127 114	79 025
ICELAND	64	212	132	YUGOSLAVIA	46	146	92
NORWAY	1 094	2 757	1 693	TURKEY	1 283	2 111	1 279
SWEDEN	3 773	9 626	5 960	POLAND	398	729	447
FINLAND	3 148	6 571	4 040	CZECHOSLOVA	294	731	454
SWITZERLAND	24 186	65 457	40 565	HUNGARY	85	430	262
AUSTRIA	54 638	141 339	87 703	USA	3 213	16 713	10 342
MALTA	1 368	3 685	2 268	CANADA	48	423	264
YUGOSLAVIA	49 028	134 458	83 755	BRAZIL	210	1 386	861
TURKEY	7 388	15 138	9 477	ISRAEL	27	110	67
SOVIET UNION	4 719	12 190	7 619	ARAB EMIRAT	10	308	204
POLAND	18 677	45 936	28 939	PAKISTAN	727	1 853	1 141
CZECHOSLOVA	2 133	7 592	4 759	INDIA	337	5 837	3 655
				THAILAND	754	954	585
				INDONESIA	156	364	220

6 IMPORTS AND EXPORTS (SPECIAL TRADE) BY GROUPS OF THE SITC-REV. III AND BY COUNTRIES OF PRODUCTION AND CONSUMPTION 1990

GROUP COUNTRY	DT = 100 KG	1 000 DM	1 000 \$	GROUP COUNTRY	DT = 100 KG	1 000 DM	1 000 \$
MALAYSIA	13	96	58	SWEDEN	49 957	59 722	37 087
PHILIPPINES	79	417	259	FINLAND	49 492	27 311	16 972
CHINA	759	5 575	3 508	SWITZERLAND	41 746	102 890	63 770
SOUTH KOREA	520	3 158	1 995	AUSTRIA	65 165	62 993	39 091
JAPAN	2 116	4 897	3 021	MALTA	81	353	219
TAIWAN	3 032	10 329	6 403	YUGOSLAVIA	32 450	16 914	10 440
HONG KONG	85	1 644	1 012	TURKEY	6 654	6 228	4 066
EXPORTS	115 011	484 008	300 004	SOVIET UNION	1 764	461	278
FRANCE	13 363	48 941	30 291	POLAND	7 860	3 870	2 414
BELGIUM LUX	11 728	26 876	16 664	CZECHOSLOVA	24 352	7 587	4 696
NETHERLANDS	9 896	37 429	23 237	HUNGARY	16 326	6 066	3 815
ITALY	11 871	66 117	40 843	ROMANIA	34	128	81
UNTD KINGDOM	5 795	22 586	14 032	BULGARIA	3 200	634	389
IRELAND	845	3 070	1 895	MOROCCO	1 985	184	117
DENMARK	2 341	7 821	4 871	TUNISIA	299	655	411
GREECE	1 949	12 706	7 869	TANZANIA	40 250	6 358	3 816
PORTUGAL	2 260	14 018	8 671	MOZAMBIQUE	601	76	46
SPAIN	2 418	8 611	5 303	MADAGASCAR	8 831	1 765	1 102
CANARY IS	10	57	36	SOUTH AFRICA	147	68	45
ICELAND	87	308	199	USA	71 492	132 032	82 445
NORWAY	880	3 016	1 871	CANADA	640	4 529	2 815
SWEDEN	2 107	8 946	5 147	MEXICO	3 400	1 832	1 170
FINLAND	997	3 281	2 036	CUBA	6 001	804	511
SWITZERLAND	6 830	22 756	14 091	TRINIDAD TOB	29	93	61
AUSTRIA	15 970	57 649	35 744	COLOMBIA	91	50	30
MALTA	144	893	553	ECUADOR	9	86	54
YUGOSLAVIA	5 297	35 038	21 826	BRAZIL	27 132	3 914	2 364
TURKEY	1 232	7 238	4 456	CHILE	43	53	34
SOVIET UNION	73	479	292	ARGENTINA	154	512	327
POLAND	2 284	11 427	7 141	ISRAEL	239	198	122
CZECHOSLOVA	646	3 047	1 906	PAKISTAN	285	129	77
HUNGARY	3 373	13 788	8 599	INDIA	2 019	842	530
ROMANIA	691	4 302	2 653	BANGLADESH	346	82	54
BULGARIA	216	1 121	686	SRI LANKA	188	114	72
ALBANIA	14	201	124	THAILAND	714	501	310
MOROCCO	574	3 405	2 134	MALAYSIA	2 383	1 139	711
ALGERIA	29	551	359	PHILIPPINES	2 977	644	394
TUNISIA	2 457	10 510	6 506	CHINA	1 726	2 442	1 510
EGYPT	53	221	139	SOUTH KOREA	3 939	3 001	1 883
IVORY COAST	18	47	31	JAPAN	36 384	60 075	37 416
NIGERIA	44	125	79	TAIWAN	6 144	6 233	3 840
ANGOLA	22	133	80	HONG KONG	278	508	317
UGANDA	6	49	31	EXPORTS	2 313 186	3 183 053	1 972 956
MAURITIUS	492	1 864	1 156	FRANCE	412 241	408 645	252 643
ZAMBIA	30	187	113	BELGIUM LUX	206 402	241 049	149 303
SOUTH AFRICA	229	1 823	1 116	NETHERLANDS	237 090	266 226	164 860
USA	1 718	8 819	5 451	ITALY	249 112	305 090	188 832
CANADA	486	3 585	2 196	UNTD KINGDOM	166 247	184 364	114 281
MEXICO	48	410	253	IRELAND	7 624	5 954	3 633
CUBA	12	55	36	DENMARK	63 726	79 297	49 354
COLOMBIA	13	245	163	GREECE	29 337	49 480	30 726
PERU	4	183	113	PORTUGAL	24 164	54 204	33 679
BRAZIL	90	2 138	1 346	SPAIN	78 470	95 275	59 244
CHILE	21	137	137	CANARY IS	190	451	280
ARGENTINA	39	228	150	ICELAND	1 027	1 772	1 101
CYPRUS	50	326	207	FAROE IS	40	84	52
LEBANON	21	69	39	NORWAY	19 554	34 583	21 396
SYRIA	73	170	104	SWEDEN	55 034	93 441	57 934
IRAQ	22	86	51	FINLAND	34 799	77 356	47 862
IRAN	202	354	225	SWITZERLAND	89 330	134 907	83 650
ISRAEL	1 638	6 164	3 810	AUSTRIA	109 521	174 011	107 946
SAUDI ARABIA	88	405	243	MALTA	2 169	4 941	3 056
ARAB EMIRAT	81	232	144	YUGOSLAVIA	57 645	154 735	95 960
PAKISTAN	48	130	78	TURKEY	23 412	44 548	27 769
INDIA	92	739	454	SOVIET UNION	38 582	60 035	36 841
SRI LANKA	163	975	598	POLAND	27 690	50 419	31 466
MYANMAR	39	115	68	CZECHOSLOVA	7 370	15 528	9 603
THAILAND	77	506	316	HUNGARY	16 323	33 725	20 820
INDONESIA	77	545	335	ROMANIA	7 941	27 667	16 983
MALAYSIA	317	1 649	1 021	BULGARIA	4 124	7 299	4 520
SINGAPORE	121	538	332	ALBANIA	911	4 476	2 763
PHILIPPINES	81	583	359	MOROCCO	4 145	10 434	6 562
CHINA	104	595	373	ALGERIA	794	2 993	1 867
SOUTH KOREA	81	619	380	TUNISIA	6 592	14 430	9 005
JAPAN	408	4 125	2 588	LIBYA	4 482	5 361	3 409
TAIWAN	61	513	318	EGYPT	3 196	7 283	4 611
HONG KONG	751	4 948	3 088	BURKINA FASO	219	162	101
AUSTRALIA	483	2 648	1 625	SENEGAL	696	322	200
NEW ZEALAND	82	359	218	GUINEA	110	65	42
657 SPECIAL YARN,TXTL.FABRIC				IVORY COAST	394	371	228
IMPORTS	1 673 902	1 713 841	1 084 387	GHANA	2 052	995	632
FRANCE	283 885	262 179	162 602	NIGERIA	2 083	1 433	893
BELGIUM LUX	230 197	236 738	146 703	CAMEROON	1 020	1 396	836
NETHERLANDS	247 446	272 674	169 395	CONGO	115	130	77
ITALY	193 619	219 680	136 517	ZAIRE	133	113	76
UNTD KINGDOM	76 798	107 810	66 888	RWANDA	70	61	38
IRELAND	2 732	9 330	5 755	ANGOLA	68	458	277
DENMARK	26 806	22 891	14 307	ETHIOPIA	50	99	-62
GREECE	569	659	409	DJIBOUTI	480	156	104
PORTUGAL	57 664	19 172	11 771	KENYA	1 373	1 226	763
SPAIN	28 110	33 667	20 979	TANZANIA	4 830	5 561	3 398
NORWAY	9 885	4 745	3 024	MADAGASCAR	50	100	61
				MAURITIUS	730	983	620
				ZAMBIA	67	261	157
				ZIMBABWE	408	1 202	758

6 IMPORTS AND EXPORTS (SPECIAL TRADE) BY GROUPS OF THE SITC-REV. III AND BY COUNTRIES OF PRODUCTION AND CONSUMPTION 1990

GROUP COUNTRY	DT = 100 KG	1 000 DM	1 000 \$	GROUP COUNTRY	DT = 100 KG	1 000 DM	1 000 \$
MALAWI	140	65	40	BULGARIA	13 814	8 406	5 255
SOUTH AFRICA	12 108	26 175	16 192	MOROCCO	105	126	76
SWAZILAND	9	139	86	TUNISIA	36	439	272
USA	54 108	98 997	61 608	EGYPT	6 364	5 718	3 544
CANADA	10 761	12 948	7 958	ETHIOPIA	83	87	58
MEXICO	2 975	17 529	10 743	TANZANIA	200	114	71
GUATEMALA	611	562	348	MADAGASCAR	653	581	347
HONDURAS	132	106	64	MAURITIUS	44	79	49
EL SALVADOR	21	65	38	ZIMBABWE	222	251	150
COSTA RICA	233	234	148	SOUTH AFRICA	1 285	1 630	993
PANAMA	38	111	70	USA	4 982	13 185	8 139
CUBA	662	631	388	CANADA	273	1 139	697
DOMINIC REP	261	297	182	MEXICO	515	1 134	711
GUADELOUPE	202	93	60	EL SALVADOR	239	507	301
JAMAICA	485	297	194	COLOMBIA	2 546	2 984	1 840
ST LUCIA	412	1 075	658	PERU	424	657	419
BARBADOS	79	70	43	BRAZIL	30 065	52 414	32 661
TRINIDAD TOB	434	341	209	CHILE	7	65	41
NETH ANTILL	96	74	46	ARGENTINA	1 139	540	339
COLOMBIA	489	2 204	1 365	CYPRUS	7 182	9 845	6 108
VENEZUELA	670	2 116	1 300	LEBANON	9	102	61
SURINAME	22	61	37	SYRIA	1 096	1 309	828
ECUADOR	302	614	377	IRAN	584	621	394
PERU	507	1 192	729	ISRAEL	5 761	16 471	10 478
BRAZIL	2 347	7 063	4 415	ARAB EMIRAT	779	774	506
CHILE	8 055	7 376	4 543	AFGHANISTAN	76	258	162
BOLIVIA	187	195	120	PAKISTAN	72 522	70 194	43 747
PARAGUAY	162	250	161	INDIA	57 240	78 952	49 372
URUGUAY	656	1 060	664	BANGLADESH	62 070	9 202	5 761
ARGENTINA	978	2 574	1 576	SRI LANKA	676	2 621	1 620
CYPRUS	2 975	2 654	1 652	NEPAL	281	387	234
LEBANON	1 990	1 358	834	THAILAND	11 648	11 454	7 117
SYRIA	3 389	2 098	1 298	VIETNAM	124	639	405
IRAQ	3 998	2 373	1 426	INDONESIA	6 113	9 000	5 742
IRAN	16 769	21 933	13 807	MALAYSIA	1 198	6 895	4 267
ISRAEL	13 765	16 056	10 009	SINGAPORE	38	141	88
JORDAN	1 285	775	480	PHILIPPINES	4 970	21 525	13 378
SAUDI ARABIA	9 058	8 078	5 004	CHINA	170 754	147 932	91 424
KUWAIT	764	1 014	605	SOUTH KOREA	10 507	16 777	10 200
BAHRAIN	115	163	100	JAPAN	1 098	4 871	3 061
QATAR	132	193	121	TAIWAN	15 714	25 065	15 470
ARAB EMIRAT	1 532	2 344	1 475	HONG KONG	7 877	25 284	15 707
OMAN	47	93	55	MACAO	13	50	32
NORTH YEMEN	8	50	32	AUSTRALIA	15	116	75
AFGHANISTAN	374	86	52	NEW ZEALAND	11	109	67
PAKISTAN	715	1 793	1 102	EXPORTS	523 442	956 870	593 853
INDIA	2 738	7 915	4 831	FRANCE	69 303	123 685	76 627
BANGLADESH	98	419	263	BELGIUM LUX	64 052	73 647	45 684
SRI LANKA	1 318	5 217	3 234	NETHERLANDS	116 609	181 213	112 042
MYANMAR	335	642	413	ITALY	52 827	83 925	52 166
THAILAND	10 596	15 748	9 807	UNTD KINGDOM	16 917	35 862	22 157
INDONESIA	2 740	6 455	4 008	IRELAND	2 767	1 656	1 036
MALAYSIA	2 167	4 690	2 933	DENMARK	23 077	26 110	16 300
BRUNEI	55	104	62	GREECE	4 659	8 449	5 184
SINGAPORE	5 032	8 398	5 222	PORTUGAL	1 275	3 608	2 241
PHILIPPINES	1 948	7 168	4 497	SPAIN	7 031	13 984	8 640
MONGOLIA	242	865	516	CANARY IS	453	800	498
CHINA	6 807	15 571	9 557	ICELAND	257	740	468
NORTH KOREA	34	99	61	NORWAY	2 962	6 631	4 132
SOUTH KOREA	6 927	22 327	13 839	SWEDEN	9 503	17 497	10 844
JAPAN	65 062	62 896	39 023	FINLAND	4 319	8 565	5 323
TAIWAN	9 552	15 211	9 412	SWITZERLAND	43 185	127 036	78 826
HONG KONG	28 196	77 337	48 266	AUSTRIA	48 654	124 126	77 632
MACAO	59	142	88	ANDORRA	57	169	101
AUSTRALIA	8 048	17 580	10 844	GIBRALTAR	4	80	51
NEW ZEALAND	1 192	2 540	1 561	MALTA	128	485	295
NEW CALEDON	23	173	102	YUGOSLAVIA	6 398	14 473	8 908
FR POLYNESIA	26	70	44	TURKEY	793	2 433	1 485
658 TEXTILE ARTICLES NES				SOVIET UNION	890	1 381	845
IMPORTS	1 237 835	1 695 108	1 056 208	POLAND	4 920	7 978	5 023
FRANCE	39 640	77 671	48 343	CZECHOSLOVA	940	1 389	879
BELGIUM LUX	56 531	89 886	56 416	HUNGARY	3 071	7 636	4 720
NETHERLANDS	63 879	68 267	42 587	ROMANIA	518	1 492	923
ITALY	43 622	90 496	56 346	BULGARIA	749	510	311
UNTD KINGDOM	20 228	43 103	26 982	MOROCCO	289	710	446
IRELAND	3 950	7 979	4 968	ALGERIA	113	93	55
DENMARK	9 589	25 256	15 643	TUNISIA	559	2 106	1 302
GREECE	63 788	89 509	55 867	LIBYA	177	217	133
PORTUGAL	102 094	165 522	103 324	EGYPT	3 768	938	563
SPAIN	6 582	11 167	6 887	MAURITANIA	251	54	35
ICELAND	56	270	175	GHANA	171	118	72
NORWAY	457	1 596	968	NIGERIA	1 436	1 598	1 040
SWEDEN	9 647	20 117	12 376	ANGOLA	6	53	31
FINLAND	1 959	4 579	2 842	ETHIOPIA	96	174	105
SWITZERLAND	15 891	53 540	33 351	KENYA	31	99	64
AUSTRIA	31 382	68 990	42 975	UGANDA	82	72	43
GIBRALTAR	287	959	633	TANZANIA	236	240	147
YUGOSLAVIA	68 133	92 239	57 576	MOZAMBIQUE	8	87	57
TURKEY	109 685	128 403	80 422	SOUTH AFRICA	699	1 707	1 056
SOVIET UNION	1 375	918	559	NAMIBIA	44	50	32
POLAND	24 970	28 756	17 975	USA	12 742	22 534	13 979
CZECHOSLOVA	36 579	38 369	23 777	CANADA	1 152	3 196	1 961
HUNGARY	17 958	25 931	16 177	MEXICO	137	276	175
ROMANIA	7 923	10 722	6 642	COLOMBIA	24	381	233
				VENEZUELA	77	131	82

6 IMPORTS AND EXPORTS (SPECIAL TRADE) BY GROUPS OF THE SITC-REV. III AND BY COUNTRIES OF PRODUCTION AND CONSUMPTION 1990

GROUP COUNTRY	DT = 100 KG	1 000 DM	1 000 \$	GROUP COUNTRY	DT = 100 KG	1 000 DM	1 000 \$
BRAZIL	82	248	159	NETHERLANDS	227 917	221 660	137 567
CHILE	178	207	129	ITALY	48 808	53 541	33 291
URUGUAY	14	53	32	UNTD KINGDOM	64 022	65 209	40 084
ARGENTINA	1 461	265	160	IRELAND	2 030	1 215	757
CYPRUS	755	1 473	926	DENMARK	45 026	33 171	20 625
LEBANON	365	374	230	GREECE	6 409	10 899	6 858
SYRIA	26	47	31	PORTUGAL	3 544	6 067	3 802
IRAQ	52	889	527	SPAIN	19 483	30 636	19 129
IRAN	463	649	396	CANARY IS	1 295	2 206	1 381
ISRAEL	1 153	1 447	907	ICELAND	1 459	923	574
JORDAN	238	284	181	FAROE IS	308	147	90
SAUDI ARABIA	1 263	6 254	3 941	NORWAY	14 877	13 630	8 443
KUWAIT	80	402	242	SWEDEN	52 553	43 744	27 001
BAHRAIN	388	627	384	FINLAND	8 047	7 215	4 464
QATAR	74	264	161	SWITZERLAND	112 449	159 211	98 671
ARAB EMIRAT	311	1 269	778	AUSTRIA	85 868	102 084	63 511
OMAN	23	90	55	ANDORRA	126	682	427
PAKISTAN	696	475	289	MALTA	109	100	64
INDIA	51	267	165	YUGOSLAVIA	2 887	2 708	1 733
MYANMAR	11	96	64	TURKEY	2 992	8 900	5 523
THAILAND	144	1 072	665	SOVIET UNION	3 954	3 078	1 873
CAMBODIA	100	50	33	POLAND	13 317	10 120	6 346
INDONESIA	59	227	144	CZECHOSLOVA	511	637	383
MALAYSIA	74	316	194	HUNGARY	3 405	2 125	1 369
SINGAPORE	1 220	4 627	2 841	MOROCCO	23	93	61
PHILIPPINES	83	935	584	TUNISIA	68	167	99
MONGOLIA	24	116	69	LIBYA	33	54	35
CHINA	219	572	363	EGYPT	56	198	126
SOUTH KOREA	396	1 222	773	IVORY COAST	52	62	42
JAPAN	1 934	14 419	8 932	NIGERIA	144	435	279
TAIWAN	398	855	536	CAMEROON	13	160	95
HONG KONG	653	2 490	1 569	KENYA	28	51	34
AUSTRALIA	1 172	2 450	1 527	REUNION	75	87	51
NEW ZEALAND	173	494	293	MAURITIUS	97	56	34
				ZAMBIA	139	134	79
659 FLOOR COVERINGS, ETC.				SOUTH AFRICA	1 201	1 524	951
IMPORTS	3 339 783	3 063 802	1 910 630	USA	13 028	17 359	10 679
FRANCE	98 507	54 001	34 303	CANADA	2 040	2 191	1 356
BELGIUM LUX	1 788 428	1 023 891	641 096	MEXICO	135	217	134
NETHERLANDS	646 045	309 218	193 033	VENEZUELA	25	191	122
ITALY	40 370	36 522	22 660	BRAZIL	243	1 346	833
UNTD KINGDOM	27 974	37 370	23 251	CHILE	242	365	233
IRELAND	4 016	4 230	2 625	PARAGUAY	380	1 553	934
DENMARK	98 372	64 591	40 109	ARGENTINA	21	87	54
GREECE	14 032	14 776	9 209	CYPRUS	298	337	205
PORTUGAL	13 096	13 114	8 168	LEBANON	105	154	98
SPAIN	4 377	7 292	4 537	IRAQ	85	71	43
NORWAY	229	363	226	IRAN	681	1 434	892
SWEDEN	2 994	3 074	1 893	ISRAEL	876	471	292
FINLAND	682	2 438	1 509	SAUDI ARABIA	3 748	4 269	2 566
SWITZERLAND	48 832	60 044	37 314	KUWAIT	192	348	205
AUSTRIA	83 143	73 246	45 355	ARAB EMIRAT	848	1 425	854
YUGOSLAVIA	902	1 493	926	AFGHANISTAN	8	63	42
TURKEY	11 237	121 069	75 688	INDIA	394	687	454
SOVIET UNION	2 840	22 514	13 945	THAILAND	290	238	151
POLAND	1 005	497	318	MALAYSIA	674	969	580
CZECHOSLOVA	8 074	5 738	3 605	SINGAPORE	1 099	1 542	961
HUNGARY	17 462	17 500	10 924	PHILIPPINES	136	70	42
ROMANIA	822	3 429	2 123	MONGOLIA	269	382	229
BULGARIA	1 706	2 279	1 376	CHINA	330	579	369
ALBANIA	475	3 125	1 911	SOUTH KOREA	1 322	1 877	1 153
MOROCCO	55 444	78 774	48 576	JAPAN	6 156	11 496	7 088
TUNISIA	2 312	17 756	11 118	TAIWAN	1 136	613	376
EGYPT	2 108	3 479	2 169	HONG KONG	2 423	2 868	1 797
SOUTH AFRICA	278	539	343	AUSTRALIA	869	1 550	934
USA	21 212	18 813	11 820	NEW ZEALAND	28	76	45
CANADA	152	83	54	660 CPL IND PLANT CHAPTER 68			
MEXICO	1 333	604	371	EXPORTS	26	27	18
GUATEMALA	113	74	44	661 LIME, CEMENT, CONSTR. MATRL			
COLOMBIA	382	439	278	IMPORTS	42 579 105	1 375 075	856 868
PERU	66	84	53	FRANCE	7 640 900	172 220	106 999
BRAZIL	4 577	1 295	817	BELGIUM LUX	8 954 533	126 885	79 106
IRAQ	122	539	337	NETHERLANDS	2 155 810	69 150	43 050
IRAN	38 071	374 727	233 823	ITALY	5 587 209	585 999	364 959
ISRAEL	6 942	15 897	9 869	UNTD KINGDOM	117 436	17 547	11 038
QATAR	42	55	36	DENMARK	517 050	18 323	11 395
ARAB EMIRAT	14	270	163	GREECE	139 886	20 482	12 712
AFGHANISTAN	12 901	33 658	20 964	PORTUGAL	3 253 278	76 151	47 224
PAKISTAN	13 071	56 887	35 197	SPAIN	1 108 155	86 708	53 872
INDIA	163 706	308 789	191 049	NORWAY	40 259	4 027	2 534
BANGLADESH	340	287	178	SWEDEN	1 040 932	7 941	5 114
SRI LANKA	3 674	1 027	641	FINLAND	19 827	3 744	2 318
NEPAL	42 600	137 877	85 628	SWITZERLAND	310 040	15 901	9 871
THAILAND	142	290	179	AUSTRIA	1 191 707	33 585	21 001
VIETNAM	690	2 762	1 744	YUGOSLAVIA	536 304	10 690	6 655
PHILIPPINES	65	276	176	TURKEY	396 701	13 557	8 453
CHINA	52 863	124 067	77 246	SOVIET UNION	7 029	281	174
SOUTH KOREA	58	125	78	POLAND	4 167 896	33 481	21 355
JAPAN	216	427	273	CZECHOSLOVA	3 351 829	38 299	24 106
HONG KONG	460	1 823	1 127	HUNGARY	863 430	8 703	5 395
EXPORTS	984 212	1 090 648	676 050	ROMANIA	775 976	8 294	5 189
FRANCE	114 859	140 028	86 535	BULGARIA	46 070	795	500
BELGIUM LUX	107 278	112 286	69 611				

6 IMPORTS AND EXPORTS (SPECIAL TRADE) BY GROUPS OF THE SITC-REV. III AND BY COUNTRIES OF PRODUCTION AND CONSUMPTION 1990

GROUP COUNTRY	DT = 100 KG	1 000 DM	1 000 \$	GROUP COUNTRY	DT = 100 KG	1 000 DM	1 000 \$
MOROCCO	10 258	204	130	UNITED KINGDOM	210 785	28 667	17 887
EGYPT	4 834	89	55	IRELAND	67 339	7 372	4 607
KENYA	65	52	33	DENMARK	939 015	17 425	10 989
SOUTH AFRICA	14 384	2 022	1 252	GREECE	54 889	7 446	4 494
USA	6 634	1 073	672	PORTUGAL	218 348	17 253	10 724
CANADA	25 836	3 265	1 967	SPAIN	810 678	79 358	49 279
MEXICO	78	54	35	NORWAY	43 825	2 699	1 659
BRAZIL	28 493	1 567	966	SWEDEN	70 246	4 495	2 748
ARGENTINA	1 259	238	148	FINLAND	951	100	66
IRAN	1 098	137	86	SWITZERLAND	237 453	20 634	12 801
PAKISTAN	148	92	56	AUSTRIA	612 893	62 878	39 387
INDIA	141 218	5 266	3 307	YUGOSLAVIA	321 629	25 828	16 001
THAILAND	1 045	156	96	TURKEY	149 393	9 999	6 232
INDONESIA	508	48	30	POLAND	85 001	4 673	2 907
MALAYSIA	1 017	187	119	CZECHOSLOVAKIA	82 940	5 721	3 562
PHILIPPINES	83	115	72	HUNGARY	195 089	11 302	7 069
CHINA	107 493	4 237	2 650	ROMANIA	1 143	77	48
SOUTH KOREA	385	102	63	BULGARIA	4 477	283	174
JAPAN	561	141	84	SOUTH AFRICA	3 115	297	176
TAIWAN	9 477	2 916	1 813	USA	20 785	7 090	4 448
HONG KONG	881	122	71	CANADA	3 327	238	149
EXPORTS	32 048 890	659 415	409 620	BAHAMAS	718	645	421
FRANCE	2 061 694	51 812	32 113	BRAZIL	7 677	930	584
BELGIUM LUX	1 857 504	71 502	44 403	URUGUAY	26 106	2 360	1 487
NETHERLANDS	19 647 274	266 447	165 479	ARGENTINA	165 963	13 116	8 260
ITALY	79 020	7 056	4 380	ISRAEL	1 792	2 525	1 556
UNITED KINGDOM	4 091 697	78 207	48 374	INDIA	1 396	164	96
IRELAND	106 492	8 024	4 980	THAILAND	77 883	8 991	5 518
DENMARK	358 412	14 453	8 994	SOUTH KOREA	4 598	532	328
GREECE	2 788	1 030	619	JAPAN	24 000	6 531	4 058
PORTUGAL	1 699	301	192	TAIWAN	315	79	50
SPAIN	25 438	2 821	1 781	EXPORTS	16 286 304	1 855 382	1 148 461
ICELAND	2 067	274	165	FRANCE	2 303 961	315 466	194 446
NORWAY	249 955	4 155	2 570	BELGIUM LUX	2 429 522	185 143	114 328
SWEDEN	59 182	2 870	1 779	NETHERLANDS	1 353 909	121 694	75 584
FINLAND	12 878	907	566	ITALY	1 315 002	148 557	91 964
SWITZERLAND	1 196 329	56 912	35 302	UNITED KINGDOM	495 161	71 291	44 081
AUSTRIA	373 985	38 455	24 586	IRELAND	25 771	3 836	2 361
YUGOSLAVIA	4 559	338	222	DENMARK	225 322	27 280	16 899
TURKEY	4 094	1 150	713	GREECE	69 269	12 374	7 756
SOVIET UNION	1 791	99	58	PORTUGAL	46 359	8 259	5 150
POLAND	28 717	459	295	SPAIN	275 670	39 378	24 515
CZECHOSLOVAKIA	4 230	407	255	CANARY IS	1 185	233	143
HUNGARY	3 095	304	195	ICELAND	10 259	988	616
BULGARIA	669	62	40	NORWAY	133 880	15 858	9 768
TUNISIA	2 505	47	31	SWEDEN	285 428	37 240	23 135
LIBYA	39 741	656	404	FINLAND	274 874	37 278	23 218
EGYPT	217 036	4 490	2 772	SWITZERLAND	1 559 511	97 595	60 514
SUDAN	15 444	230	147	AUSTRIA	1 581 956	123 712	76 657
GUINEA	104 798	935	595	ANDORRA	1 053	229	198
SIERRA LEONE	17 180	194	123	MALTA	3 974	515	323
LIBERIA	6 398	106	62	YUGOSLAVIA	107 507	27 129	16 980
GHANA	180 407	1 877	1 145	TURKEY	125 808	21 657	13 407
NIGERIA	708 413	10 301	6 452	SOVIET UNION	47 330	12 735	7 948
CAMEROON	5 119	64	39	POLAND	115 578	11 832	7 416
GABON	31 010	516	310	CZECHOSLOVAKIA	44 728	11 096	6 994
CONGO	89 570	1 442	888	HUNGARY	77 885	15 437	9 590
ANGOLA	9 150	113	67	ROMANIA	76 958	8 583	5 380
ETHIOPIA	6 969	78	51	BULGARIA	46 802	6 367	3 948
MOZAMBIQUE	152 363	1 296	814	ALBANIA	2 130	252	159
SOUTH AFRICA	4 853	123	77	MOROCCO	12 969	1 487	893
USA	77 026	13 346	8 565	ALGERIA	36 016	4 879	3 020
CANADA	1 046	333	208	TUNISIA	24 860	4 014	2 477
TRINIDAD TOB	44 905	812	512	LIBYA	153 749	21 752	13 735
CHILE	2 096	70	41	EGYPT	98 417	12 585	7 763
ARGENTINA	2 002	56	33	SUDAN	1 521	226	136
IRAQ	974	170	101	MAURITANIA	791	100	61
ISRAEL	10 108	674	422	MALI	1 325	58	38
SAUDI ARABIA	12 103	1 087	650	BURKINA FASO	461	86	52
KUWAIT	1 157	251	150	SENEGAL	345	64	40
QATAR	35 096	616	388	GUINEA	201	51	31
ARAB EMIRAT	154 819	2 409	1 540	IVORY COAST	1 537	246	152
OMAN	410	72	44	GHANA	4 172	351	229
NORTH YEMEN	52 857	808	492	Togo	1 690	124	79
SOUTH YEMEN	2 700	130	76	BENIN	831	213	126
PAKISTAN	32 435	574	360	NIGERIA	50 730	7 775	4 849
INDIA	9 040	206	131	CAMEROON	3 543	529	322
NEPAL	878	62	41	GABON	2 842	537	326
INDONESIA	2 256	270	169	CONGO	1 270	239	145
SINGAPORE	865	175	106	ZAIRE	3 192	790	477
CHINA	1 398	248	157	RWANDA	763	54	35
SOUTH KOREA	1 516	177	108	ANGOLA	4 905	737	448
JAPAN	19 263	3 634	2 235	ETHIOPIA	1 523	424	254
TAIWAN	1 467	519	322	KENYA	11 976	1 632	1 001
HONG KONG	1 961	299	183	UGANDA	332	97	61
AUSTRALIA	1 433	382	232	TANZANIA	6 184	818	516
662 CLAY, REFRCT. CONSTR. MATRL				SEYCHELLES	144	49	33
IMPORTS	24 811 825	1 739 328	1 081 551	REUNION	4 214	364	226
FRANCE	4 448 491	241 908	150 336	MAURITIUS	1 708	353	209
BELGIUM LUX	1 076 271	73 619	45 472	ZAMBIA	6 829	781	466
NETHERLANDS	6 565 979	234 648	145 926	ZIMBABWE	16 793	2 382	1 501
ITALY	8 336 357	839 359	521 999	MALAWI	876	110	65
				SOUTH AFRICA	152 959	25 029	15 552
				NAMIBIA	789	46	31
				USA	338 124	55 295	34 179

6 IMPORTS AND EXPORTS (SPECIAL TRADE) BY GROUPS OF THE SITC-REV. III AND BY COUNTRIES OF PRODUCTION AND CONSUMPTION 1990

GROUP COUNTRY	DT = 100 KG	1 000 DM	1 000 \$	GROUP COUNTRY	DT = 100 KG	1 000 DM	1 000 \$
CANADA	87 474	15 024	9 279	USA	112 060	122 937	76 198
MEXICO	64 249	14 628	9 052	CANADA	2 757	1 605	995
GUATEMALA	6 618	972	580	MEXICO	66	179	112
HONDURAS	836	138	92	VENEZUELA	2 245	560	349
EL SALVADOR	656	77	48	PERU	253	203	128
COSTA RICA	603	70	45	BRAZIL	21 336	16 366	10 099
PANAMA	616	65	41	ARGENTINA	272	96	63
ANGUILLA	330	61	41	LEBANON	390	66	44
CUBA	2 542	408	244	ISRAEL	2 991	6 266	3 874
HAITI	1 155	132	79	INDIA	694	1 491	913
DOMINIC REP	2 591	544	330	SRI LANKA	6	49	31
GUADELOUPE	5 202	769	484	THAILAND	7 054	919	568
MARTINIQUE	2 401	315	196	MALAYSIA	4 505	379	229
JAMAICA	2 626	300	185	SINGAPORE	20	76	51
BARBADOS	4 182	611	380	PHILIPPINES	1 532	400	260
TRINIDAD TOB	8 598	1 018	627	CHINA	4 524	1 423	888
NETH ANTILL	1 543	122	73	SOUTH KOREA	2 359	11 962	7 400
COLOMBIA	7 977	1 110	693	JAPAN	17 062	85 166	52 958
VENEZUELA	53 671	10 136	6 271	TAIWAN	4 928	4 729	2 925
GUYANA	319	52	32	HONG KONG	84	57	59
SURINAME	949	183	120	AUSTRALIA	462	1 121	679
ECUADOR	9 566	1 124	700				
PERU	18 486	4 684	2 864	EXPORTS	21 594 152	2 703 446	1 675 301
BRAZIL	18 531	6 723	4 180	FRANCE	4 558 660	377 258	233 410
CHILE	8 869	2 041	1 247	BELGIUM LUX	3 010 642	197 270	122 630
BOLIVIA	4 138	487	303	NETHERLANDS	5 980 968	265 132	164 232
URUGUAY	7 456	842	510	ITALY	931 906	228 018	141 158
ARGENTINA	28 509	12 066	7 585	UNITD KINGDOM	499 913	221 039	136 678
CYPRUS	16 241	1 800	1 107	IRELAND	20 155	12 283	7 662
LEBANON	2 278	335	203	DENMARK	358 688	52 614	32 625
SYRIA	22 307	2 711	1 652	GREECE	34 579	14 194	8 785
IRAQ	80 483	13 208	7 894	PORTUGAL	21 298	18 026	11 123
IRAN	360 974	44 275	27 548	SPAIN	289 452	85 014	52 739
ISRAEL	18 697	2 195	1 357	CANARY IS	726	498	308
JORDAN	21 566	2 193	1 368	ICELAND	2 258	1 128	699
SAUDI ARABIA	171 152	20 401	12 534	NORWAY	68 569	25 811	16 000
KUWAIT	13 055	3 056	1 839	SWEDEN	139 807	82 372	50 972
BAHRAIN	23 002	2 048	1 354	FINLAND	52 967	29 163	18 079
QATAR	18 882	1 765	1 115	SWITZERLAND	2 921 568	221 920	137 546
ARAB EMIRAT	77 254	8 631	5 299	AUSTRIA	1 918 785	219 474	136 413
OMAN	5 696	815	495	MALTA	1 704	816	500
NORTH YEMEN	3 718	453	288	YUGOSLAVIA	45 704	30 182	18 924
SOUTH YEMEN	2 061	218	131	TURKEY	64 546	31 939	19 869
PAKISTAN	37 258	5 066	3 121	SOVIET UNION	40 515	19 948	12 311
INDIA	56 874	12 256	7 446	POLAND	15 542	14 820	9 164
BANGLADESH	960	266	164	CZECHOSLOVA	14 071	21 227	13 291
MYANMAR	3 368	464	295	HUNGARY	26 964	18 328	11 419
THAILAND	33 914	6 016	3 767	ROMANIA	5 253	6 372	4 032
VIETNAM	4 224	681	449	BULGARIA	4 498	4 497	2 761
INDONESIA	246 123	35 231	21 731	ALBANIA	416	217	132
MALAYSIA	77 704	12 982	7 973	MOROCCO	683	922	567
BRUNEI	15 852	1 653	1 008	ALGERIA	2 176	2 015	1 231
SINGAPORE	130 896	15 422	9 512	TUNISIA	2 114	1 218	751
PHILIPPINES	15 189	2 898	1 819	LIBYA	14 032	4 272	2 544
MONGOLIA	1 486	230	144	EGYPT	11 407	6 164	3 867
CHINA	17 059	4 084	2 443	SUDAN	66	97	59
SOUTH KOREA	165 262	24 446	15 128	MALI	154	107	65
JAPAN	50 707	10 408	6 392	GUINEA	1 865	111	71
TAIWAN	85 849	12 500	7 747	LIBERIA	136	132	77
HONG KONG	79 665	10 760	6 652	IVORY COAST	360	194	116
AUSTRALIA	69 462	11 197	6 935	GHANA	478	502	308
PAPUA NEW G	5 583	1 086	714	NIGERIA	15 758	4 157	2 564
NEW ZEALAND	10 346	1 952	1 184	CAMEROON	589	472	290
FIJI	1 370	167	102	CENT AFR REP	29	53	33
FR POLYNESIA	207	83	51	GABON	145	178	107
				CONGO	70	84	49
663 MINERAL MANUFACTURES,NES				ZAIRE	204	302	186
IMPORTS	13 527 640	1 610 116	1 000 234	RWANDA	165	221	135
FRANCE	2 128 349	234 127	145 208	ANGOLA	703	319	191
BELGIUM LUX	1 595 557	177 502	110 363	ETHIOPIA	1 044	279	168
NETHERLANDS	3 552 433	182 516	113 630	DJIBOUTI	45	55	33
ITALY	1 061 018	130 529	81 065	SOMALIA	108	76	46
UNITD KINGDOM	219 464	156 024	96 714	KENYA	1 385	592	364
IRELAND	4 302	6 193	3 837	UGANDA	93	57	35
DENMARK	2 193 450	80 997	51 017	TANZANIA	266	484	298
GREECE	2 185	11 031	6 754	MADAGASCAR	291	467	290
PORTUGAL	131 959	12 225	7 616	REUNION	184	77	46
SPAIN	97 071	30 818	19 011	MAURITIUS	382	168	102
ICELAND	286	69	43	ZAMBIA	210	151	93
NORWAY	91 885	12 944	8 056	ZIMBABWE	1 185	792	500
SWEDEN	41 727	9 198	5 686	MALAWI	38	56	34
FINLAND	112 157	18 997	11 790	SOUTH AFRICA	49 961	26 007	16 162
SWITZERLAND	58 623	53 811	33 543	NAMIBIA	203	199	118
AUSTRIA	1 315 988	190 378	117 991	SWAZILAND	501	168	104
MALTA	1 428	711	451	USA	114 405	152 595	94 365
YUGOSLAVIA	218 819	25 668	15 998	CANADA	18 726	25 892	16 074
TURKEY	977	245	147	MEXICO	13 599	17 036	10 631
SOVIET UNION	217	344	215	GUATEMALA	1 517	870	536
POLAND	129 526	5 085	3 176	HONDURAS	192	134	82
CZECHOSLOVA	364 534	9 182	5 723	EL SALVADOR	745	331	200
HUNGARY	17 876	3 711	2 315	NICARAGUA	36	90	53
ROMANIA	47	52	31	COSTA RICA	1 158	665	409
BULGARIA	195	58	34	PANAMA	99	107	67
MADAGASCAR	3	77	46	CUBA	303	511	310
SOUTH AFRICA	1 282	1 282	794	HAITI	222	139	86
				DOMINIC REP	718	417	255

6 IMPORTS AND EXPORTS (SPECIAL TRADE) BY GROUPS OF THE SITC-REV. III AND BY COUNTRIES OF PRODUCTION AND CONSUMPTION 1990

GROUP COUNTRY	DT = 100 KG	1 000 DM	1 000 \$	GROUP COUNTRY	DT = 100 KG	1 000 DM	1 000 \$
GUADELOUPE	90	182	111	FRANCE	1 301 807	342 431	212 594
MARTINIQUE	103	118	68	BELGIUM LUX	913 381	192 196	119 496
JAMAICA	349	169	105	NETHERLANDS	986 273	227 311	140 687
BARBADOS	53	106	68	ITALY	1 543 941	338 480	210 223
TRINIDAD TOB	4 175	753	463	UNITD KINGDOM	803 855	227 900	141 607
NETH ANTILL	60	56	33	IRELAND	38 592	12 993	8 049
COLOMBIA	889	939	583	DENMARK	150 750	40 227	25 081
VENEZUELA	6 624	4 374	2 751	GREECE	64 541	9 685	5 934
ECUADOR	813	874	540	PORTUGAL	35 039	9 581	5 995
PERU	1 085	935	572	SPAIN	155 622	68 173	42 418
BRAZIL	4 837	9 606	5 934	CANARY IS	4 674	887	540
CHILE	3 084	2 806	1 750	ICELAND	4 846	1 155	719
BOLIVIA	1 097	215	130	NORWAY	100 043	21 572	13 315
PARAGUAY	185	364	226	SWEDEN	326 180	83 071	51 388
URUGUAY	423	388	236	FINLAND	237 753	45 041	27 881
ARGENTINA	6 980	9 168	5 644	SWITZERLAND	560 106	147 681	91 856
CYPRUS	9 802	1 449	894	AUSTRIA	735 141	188 126	116 670
LEBANON	991	681	425	MALTA	169	85	35
SYRIA	2 129	1 414	862	YUGOSLAVIA	126 787	29 167	17 947
IRAQ	4 514	3 379	2 017	TURKEY	27 779	11 057	6 778
IRAN	32 000	28 082	17 609	SOVIET UNION	7 247	8 362	5 186
ISRAEL	13 215	11 438	7 065	POLAND	6 228	4 144	2 602
JORDAN	2 086	1 450	887	CZECHOSLOVA	6 356	2 373	1 490
SAUDI ARABIA	14 221	11 089	7 058	HUNGARY	51 683	11 694	7 241
KUWAIT	2 857	1 489	883	ROMANIA	2 207	1 140	722
BAHRAIN	365	318	191	BULGARIA	1 286	998	598
QATAR	468	477	290	MOROCCO	944	330	199
ARAB EMIRAT	6 169	3 225	1 985	ALGERIA	2 193	1 082	675
OMAN	312	241	148	TUNISIA	1 249	375	231
PAKISTAN	11 265	4 766	2 896	LIBYA	521	508	314
INDIA	6 880	11 979	7 367	EGYPT	3 993	886	541
BANGLADESH	885	217	128	BURKINA FASO	1 323	102	63
SRI LANKA	550	1 905	1 197	SENEGAL	3 471	580	364
MYANMAR	253	615	373	LIBERIA	367	76	43
THAILAND	11 583	11 695	7 141	IVORY COAST	4 320	417	258
INDONESIA	27 910	11 277	6 940	GHANA	2 157	251	158
MALAYSIA	4 615	8 990	5 533	TOGO	900	142	85
SINGAPORE	11 585	13 017	8 046	NIGERIA	10 207	1 276	821
PHILIPPINES	2 178	2 233	1 370	CAMEROON	825	128	78
MONGOLIA	32	56	33	GABON	1 010	105	64
CHINA	5 413	8 099	5 039	ZAIRE	1 574	133	86
SOUTH KOREA	21 185	16 371	10 134	RWANDA	2 554	178	115
JAPAN	12 782	21 493	13 296	ANGOLA	217	202	122
TAIWAN	26 780	17 616	10 886	KENYA	1 477	334	208
HONG KONG	13 491	5 953	3 654	TANZANIA	2 402	144	97
AUSTRALIA	22 858	18 760	11 601	MADAGASCAR	288	97	60
PAPUA NEW G	33	186	123	REUNION	656	137	80
NEW ZEALAND	3 912	2 080	1 273	MAURITIUS	280	151	93
NEW CALEDON	240	185	111	ZIMBABWE	1 305	127	77
FR POLYNESIA	62	92	56	SOUTH AFRICA	29 205	12 041	7 468
664 GLASS				USA	252 833	129 916	80 458
IMPORTS	8 578 099	1 634 788	1 016 169	CANADA	32 031	6 295	3 878
FRANCE	889 442	145 595	90 583	MEXICO	7 981	4 543	2 810
BELGIUM LUX	3 367 964	489 523	304 861	BERMUDA	210	253	150
NETHERLANDS	786 610	105 719	65 820	GUATEMALA	997	88	53
ITALY	711 584	285 864	177 278	EL SALVADOR	1 356	95	59
UNITD KINGDOM	267 386	68 604	42 502	COSTA RICA	1 457	171	110
IRELAND	8 402	14 232	8 786	PANAMA	1 798	287	169
DENMARK	116 121	21 383	13 544	CUBA	122	146	88
PORTUGAL	3 859	652	397	DOMINIC REP	238	92	56
SPAIN	80 640	34 129	21 269	ANTIGUA	402	76	51
NORWAY	3 296	1 809	1 119	JAMAICA	698	94	59
SWEDEN	352 886	51 791	32 182	BARBADOS	1 384	239	147
FINLAND	123 359	70 589	43 698	TRINIDAD TOB	4 270	389	242
SWITZERLAND	69 031	31 351	19 523	ARUBA	913	101	61
AUSTRIA	230 369	43 056	26 696	NETH ANTILL	2 622	294	191
YUGOSLAVIA	116 251	27 345	16 936	COLOMBIA	3 291	1 120	700
TURKEY	179 827	15 873	9 879	VENEZUELA	428	361	222
SOVIET UNION	53 562	3 118	1 929	SURINAME	3 637	450	276
POLAND	256 448	16 015	9 936	FRENCH GUIAN	353	50	30
CZECHOSLOVA	547 173	41 458	25 838	ECUADOR	668	498	311
HUNGARY	126 721	11 040	6 833	PERU	574	109	65
ROMANIA	103 111	8 251	5 011	BRAZIL	3 043	4 639	2 847
BULGARIA	1 688	111	70	CHILE	1 257	594	352
TUNISIA	186	97	65	URUGUAY	428	98	58
SOUTH AFRICA	14 186	4 284	2 697	ARGENTINA	2 997	1 450	914
USA	94 258	80 335	49 779	CYPRUS	8 516	1 152	707
CANADA	15 179	13 841	8 673	LEBANON	3 956	325	206
MEXICO	1 918	1 184	730	SYRIA	149	221	137
PERU	36	69	44	IRAQ	4 701	2 142	1 280
BRAZIL	2 358	660	397	IRAN	33 492	9 678	5 919
ISRAEL	606	279	176	ISRAEL	41 831	9 359	5 793
KUWAIT	2 603	1 325	816	JORDAN	321	124	74
THAILAND	418	283	181	SAUDI ARABIA	42 334	6 500	3 985
PHILIPPINES	85	125	80	KUWAIT	5 005	703	422
CHINA	8 409	4 275	2 668	BAHRAIN	721	128	77
SOUTH KOREA	359	544	339	QATAR	1 597	176	113
JAPAN	21 870	27 762	17 154	ARAB EMIRAT	4 744	1 331	801
TAIWAN	15 952	8 186	5 184	OMAN	2 627	183	107
HONG KONG	1 134	1 676	1 038	NORTH YEMEN	53	69	41
AUSTRALIA	2 539	2 117	1 314	SOUTH YEMEN	892	177	109
NAURU	137	101	60	AFGHANISTAN	196	75	45
EXPORTS	9 026 689	2 354 995	1 460 655	PAKISTAN	5 573	1 885	1 154
				INDIA	12 772	4 956	3 059
				BANGLADESH	1 464	473	285
				SRI LANKA	55	69	40
				NEPAL	49	68	46

6 IMPORTS AND EXPORTS (SPECIAL TRADE) BY GROUPS OF THE SITC-REV. III AND BY COUNTRIES OF PRODUCTION AND CONSUMPTION 1990

GROUP COUNTRY	DT = 100 KG	1 000 DM	1 000 \$	GROUP COUNTRY	DT = 100 KG	1 000 DM	1 000 \$
THAILAND	12 654	2 726	1 696	MOROCCO	9 780	1 447	876
INDONESIA	7 499	2 443	1 503	ALGERIA	119	346	206
MALAYSIA	12 701	7 848	4 893	TUNISIA	580	845	517
BRUNEI	471	66	42	LIBYA	729	3 891	2 502
SINGAPORE	15 262	5 068	3 127	EGYPT	1 567	1 501	936
PHILIPPINES	2 835	697	434	SUDAN	119	160	94
CHINA	4 292	3 552	2 192	MALI	28	311	193
NORTH KOREA	144	432	271	SENEGAL	79	55	33
SOUTH KOREA	15 464	6 559	4 053	IVORY COAST	417	64	38
JAPAN	27 267	48 550	29 993	GHANA	6 749	924	558
TAIWAN	22 178	7 977	4 948	TOGO	5 441	520	308
HONG KONG	51 775	14 606	9 035	NIGERIA	256	325	201
AUSTRALIA	79 769	14 348	8 785	CAMEROON	2 875	363	222
PAPUA NEW G	126	76	47	ZAIRE	60	263	156
NEW ZEALAND	7 300	1 554	958	ANGOLA	136	373	223
NEW CALEDON	740	95	56	ETHIOPIA	58	158	99
FR POLYNESIA	667	123	75	KENYA	677	488	308
				UGANDA	664	273	177
665 GLASSWARE				TANZANIA	10	52	33
IMPORTS	6 822 417	1 215 348	758 390	SEYCHELLES	183	80	52
FRANCE	981 410	294 760	183 937	MADAGASCAR	104	82	51
BELGIUM LUX	866 444	91 528	56 952	MAURITIUS	300	267	162
NETHERLANDS	915 305	84 582	52 937	ZAMBIA	28	127	78
ITALY	654 448	175 568	109 507	ZIMBABWE	155	224	139
UNTD KINGDOM	325 949	50 705	31 778	SOUTH AFRICA	7 193	5 790	3 577
IRELAND	945	458	288	NAMIBIA	76	65	36
DENMARK	118 317	15 312	9 599	USA	186 472	198 677	122 802
PORTUGAL	28 366	11 242	7 066	CANADA	19 828	13 879	8 552
SPAIN	37 683	13 109	8 173	MEXICO	5 819	4 516	2 787
CANARY IS	974	77	51	BERMUDA	70	123	73
NORWAY	30 453	1 794	1 129	GUATEMALA	568	284	172
SWEDEN	46 452	10 364	6 452	EL SALVADOR	117	118	74
FINLAND	2 085	914	571	NICARAGUA	26	149	89
SWITZERLAND	271 224	29 263	18 172	COSTA RICA	287	292	178
AUSTRIA	562 087	136 573	84 966	PANAMA	974	823	520
MALTA	64	124	79	CUBA	414	624	386
YUGOSLAVIA	90 681	20 660	12 977	HAITI	142	117	75
TURKEY	162 365	51 939	32 200	BAHAMAS	666	183	108
SOVIET UNION	1 708	659	404	DOMINIC REP	13 823	1 088	687
POLAND	869 679	51 027	32 141	AM VIRGIN IS	205	249	149
CZECHOSLOVA	439 705	46 692	29 220	GUADELOUPE	69	91	57
HUNGARY	296 161	22 603	14 228	MARTINIQUE	44	65	37
ROMANIA	37 022	28 759	17 877	JAMAICA	36	64	41
BULGARIA	869	417	255	ST VINCENT	573	83	52
ALBANIA	526	180	110	BARBADOS	122	134	84
EGYPT	268	130	80	TRINIDAD TOB	93	80	51
SOUTH AFRICA	307	64	40	ARUBA	68	66	44
USA	9 182	15 854	9 826	NETH ANTILL	337	266	167
CANADA	1 000	370	225	COLOMBIA	817	997	620
MEXICO	9 459	4 528	2 832	VENEZUELA	504	675	425
BRAZIL	2 936	2 675	1 662	ECUADOR	526	466	284
ISRAEL	3 054	543	341	PERU	88	143	89
INDIA	11 251	8 139	5 023	BRAZIL	2 249	2 218	1 381
THAILAND	3 235	2 806	1 780	CHILE	1 180	1 738	1 071
INDONESIA	1 651	318	209	BOLIVIA	85	134	85
MALAYSIA	528	3 836	2 382	PARAGUAY	452	441	285
SINGAPORE	13	114	67	URUGUAY	247	216	132
CHINA	24 043	9 179	5 756	ARGENTINA	466	424	270
SOUTH KOREA	481	709	435	CYPRUS	1 231	605	370
JAPAN	3 816	12 318	7 638	LEBANON	707	696	433
TAIWAN	9 131	13 411	8 372	SYRIA	172	502	324
HONG KONG	756	757	481	IRAQ	3 025	2 104	1 275
SOLOMON IS	68	76	45	IRAN	20 913	16 434	10 241
EXPORTS	8 361 473	1 685 266	1 043 823	ISRAEL	9 733	7 020	4 333
FRANCE	3 161 729	339 976	209 814	JORDAN	1 014	1 325	823
BELGIUM LUX	971 543	115 560	71 653	SAUDI ARABIA	20 224	6 483	4 031
NETHERLANDS	1 972 355	207 607	128 681	KUWAIT	513	815	485
ITALY	283 552	102 045	63 224	BAHRAIN	109	155	90
UNTD KINGDOM	237 192	85 886	53 370	QATAR	318	241	145
IRELAND	14 821	6 033	3 764	ARAB EMIRAT	812	1 534	949
DENMARK	224 857	44 656	27 774	OMAN	3 782	680	413
GREECE	62 317	22 042	13 645	NORTH YEMEN	31	56	36
PORTUGAL	5 341	7 407	4 595	AFGHANISTAN	404	288	176
SPAIN	67 243	41 855	25 973	PAKISTAN	540	806	502
CANARY IS	1 417	888	553	INDIA	1 965	2 470	1 523
CEUTA MEL	224	175	109	BANGLADESH	91	208	128
ICELAND	5 487	1 400	860	SRI LANKA	228	464	282
NORWAY	35 974	13 292	8 286	MYANMAR	203	296	175
SWEDEN	113 408	47 876	29 750	THAILAND	1 786	2 764	1 713
FINLAND	35 048	15 791	9 795	VIETNAM	44	183	110
SWITZERLAND	337 302	106 347	65 890	INDONESIA	3 191	2 712	1 700
AUSTRIA	301 635	94 175	58 648	MALAYSIA	3 996	3 152	1 910
ANDORRA	254	291	178	SINGAPORE	3 612	6 249	3 830
MALTA	324	568	350	PHILIPPINES	512	677	418
YUGOSLAVIA	38 232	10 131	6 270	CHINA	2 536	804	489
TURKEY	12 913	4 900	3 044	NORTH KOREA	68	85	51
SOVIET UNION	1 485	875	528	SOUTH KOREA	4 385	7 118	4 383
POLAND	32 298	13 847	8 826	JAPAN	18 567	46 613	28 760
CZECHOSLOVA	6 341	2 226	1 411	TAIWAN	1 481	2 916	1 812
HUNGARY	21 859	4 262	2 629	HONG KONG	8 835	8 493	5 230
ROMANIA	2 707	1 000	639	AUSTRALIA	19 297	17 647	10 865
BULGARIA	179	552	347	NEW ZEALAND	1 742	1 609	1 001
ALBANIA	17	83	52	AMER OCEANIA	60	68	44
				FIJI	39	56	37
				FR POLYNESIA	755	101	62

6 IMPORTS AND EXPORTS (SPECIAL TRADE) BY GROUPS OF THE SITC-REV. III AND BY COUNTRIES OF PRODUCTION AND CONSUMPTION 1990

GROUP COUNTRY	DT = 100 KG	1 000 DM	1 000 \$	GROUP COUNTRY	DT = 100 KG	1 000 DM	1 000 \$
666 POTTERY				COSTA RICA	51	64	40
IMPORTS	1 182 862	672 121	418 950	PANAMA	149	1 012	625
FRANCE	47 037	34 358	21 411	BAHAMAS	40	265	170
BELGIUM LUX	27 273	53 728	33 320	AM VIRGIN IS	76	474	294
NETHERLANDS	74 924	39 866	24 889	ANTIGUA	15	60	37
ITALY	246 571	125 164	77 822	CAYMAN IS	18	88	54
UNTD KINGDOM	126 530	88 168	54 824	JAMAICA	30	97	62
IRELAND	318	232	143	BARBADOS	69	272	169
DENMARK	5 823	14 847	9 430	ARUBA	4	132	82
GREECE	9 400	4 927	3 070	NETH ANTILL	92	362	224
PORTUGAL	179 221	72 938	45 492	COLOMBIA	19	200	119
SPAIN	20 480	11 580	7 176	VENEZUELA	477	905	574
NORWAY	28	65	40	ECUADOR	27	52	30
SWEDEN	928	1 842	1 152	BRAZIL	172	392	251
FINLAND	885	1 262	795	CHILE	64	107	68
SWITZERLAND	2 030	5 985	3 739	PARAGUAY	33	79	51
AUSTRIA	2 347	4 442	2 781	CYPRUS	886	1 273	775
YUGOSLAVIA	18 337	7 781	4 875	LEBANON	288	294	181
TURKEY	3 790	2 185	1 363	SYRIA	87	234	143
SOVIET UNION	4 605	1 666	1 014	IRAQ	7	109	65
POLAND	12 689	3 556	2 243	ISRAEL	12 973	10 396	6 373
CZECHOSLOVA	7 086	3 113	1 934	JORDAN	213	393	241
HUNGARY	2 450	5 225	3 246	SAUDI ARABIA	1 083	2 519	1 526
ROMANIA	38 222	11 118	6 841	KUWAIT	273	656	396
BULGARIA	601	157	100	BAHRAIN	80	172	106
ALBANIA	730	155	96	QATAR	71	195	122
USA	1 257	2 804	1 738	ARAB EMIRAT	663	986	609
CANADA	87	79	50	NORTH YEMEN	85	244	155
MEXICO	655	724	444	SOUTH YEMEN	47	100	63
COLOMBIA	14	118	76	THAILAND	34	134	84
PERU	123	222	139	INDONESIA	375	670	431
BRAZIL	21 412	5 628	3 488	MALAYSIA	113	1 253	760
CHILE	193	334	212	SINGAPORE	820	2 233	1 405
URUGUAY	130	225	138	PHILIPPINES	122	467	281
ARGENTINA	86	206	125	CHINA	72	551	365
INDIA	395	323	192	SOUTH KOREA	173	518	323
BANGLADESH	587	209	135	JAPAN	5 742	27 411	17 090
SRI LANKA	741	1 156	741	TAIWAN	399	780	473
THAILAND	27 355	7 234	4 501	HONG KONG	1 702	3 906	2 448
VIETNAM	1 955	514	322	AUSTRALIA	3 681	6 002	3 732
INDONESIA	2 074	782	488	NEW ZEALAND	1 002	1 416	870
MALAYSIA	7 197	1 350	832	FIJI	15	63	38
SINGAPORE	530	267	169	FR POLYNESIA	57	60	36
PHILIPPINES	10 329	4 874	3 070	SHIPS SUPPL	235	365	230
CHINA	140 298	40 167	25 268	667 PEARLS,PRECIOUS STONES			
SOUTH KOREA	24 049	10 239	6 370	IMPORTS	14 544	929 647	577 361
JAPAN	19 269	29 354	18 423	EXPORTS	2 876	644 591	397 884
TAIWAN	84 607	67 903	42 327	671 PIG IRON,SPIEGELEISN,ETC			
HONG KONG	6 780	2 641	1 658	IMPORTS	12 463 928	1 584 089	981 973
EXPORTS	709 710	895 827	556 260	FRANCE	995 342	115 857	72 198
FRANCE	87 370	88 636	54 676	BELGIUM LUX	170 626	71 743	44 674
BELGIUM LUX	49 016	51 153	31 697	NETHERLANDS	64 945	3 060	1 843
NETHERLANDS	87 283	75 421	46 981	ITALY	206 565	25 702	15 795
ITALY	153 814	202 417	125 339	UNTD KINGDOM	187 908	68 323	41 988
UNTD KINGDOM	21 356	26 073	17 442	IRELAND	31	137	85
IRELAND	350	446	276	GREECE	454 588	110 584	68 572
DENMARK	21 868	14 765	9 175	SPAIN	157 986	18 979	11 436
GREECE	14 005	12 303	7 634	ICELAND	143 336	14 225	8 813
PORTUGAL	1 599	4 062	2 524	NORWAY	1 994 692	236 767	146 968
SPAIN	18 779	26 398	16 452	SWEDEN	392 881	60 831	37 424
CANARY IS	633	806	494	FINLAND	126 239	11 753	7 147
CEUTA MEL	13	80	47	SWITZERLAND	10 470	2 487	1 539
ICELAND	799	1 298	815	AUSTRIA	42 587	31 243	19 453
NORWAY	10 724	12 635	7 885	YUGOSLAVIA	250 370	74 945	46 449
SWEDEN	29 012	37 928	23 716	TURKEY	18 300	3 233	1 919
FINLAND	5 132	6 809	4 236	SOVIET UNION	1 378 474	89 503	55 451
SWITZERLAND	63 779	73 891	45 954	POLAND	218 162	16 652	10 330
AUSTRIA	59 836	68 232	42 595	CZECHOSLOVA	136 471	12 332	7 574
ANDORRA	72	114	76	HUNGARY	15 217	1 807	1 148
MALTA	393	726	454	BULGARIA	18 035	1 510	936
YUGOSLAVIA	2 159	1 819	1 129	ALBANIA	1	178	106
TURKEY	4 420	5 798	3 580	EGYPT	113 731	10 229	6 361
SOVIET UNION	3 067	2 868	1 813	ZIMBABWE	559 663	70 156	43 411
POLAND	415	290	186	SOUTH AFRICA	2 057 150	196 602	121 740
CZECHOSLOVA	194	126	76	USA	83 788	19 038	11 848
HUNGARY	881	656	419	CANADA	882 697	41 309	25 593
ROMANIA	937	174	103	MEXICO	54 358	5 710	3 434
BULGARIA	47	67	42	DOMINIC REP	66 356	34 911	21 427
MOROCCO	293	688	428	JAMAICA	3 163	127	86
LIBYA	37	178	107	COLOMBIA	18 473	11 454	7 151
EGYPT	126	151	97	VENEZUELA	1 500	167	112
SUDAN	45	112	75	BRAZIL	1 259 177	114 337	71 337
NIGERIA	58	65	44	CHILE	5 568	5 225	3 216
ANGOLA	67	157	94	ARGENTINA	1 835	243	159
KENYA	52	90	55	INDIA	811	99	65
REUNION	76	54	33	INDONESIA	103 911	29 849	19 050
MAURITIUS	5	68	41	CHINA	125 351	21 935	13 712
SOUTH AFRICA	1 464	1 945	1 198	JAPAN	6 697	2 351	1 441
NAMIBIA	57	51	31	HONG KONG	864	683	413
USA	32 178	96 404	59 899	AUSTRALIA	8 480	904	580
CANADA	3 814	7 529	4 694	NEW CALEDON	124 408	46 795	28 927
MEXICO	192	684	422				
BERMUDA	122	896	557				

6 IMPORTS AND EXPORTS (SPECIAL TRADE) BY GROUPS OF THE SITC-REV. III AND BY COUNTRIES OF PRODUCTION AND CONSUMPTION 1990

GROUP COUNTRY	DT = 100 KG	1 000 DM	1 000 \$	GROUP COUNTRY	DT = 100 KG	1 000 DM	1 000 \$
EXPORTS	8 542 830	702 499	432 254	SOUTH AFRICA	8 496	1 768	1 189
FRANCE	4 956 781	221 064	134 660	USA	2 051	678	423
BELGIUM LUX	593 413	73 389	45 258	CANADA	63 287	3 515	2 216
NETHERLANDS	362 685	29 712	18 310	MEXICO	560	52	33
ITALY	704 137	55 861	34 272	BRAZIL	483 693	37 010	22 599
UNITD KINGDOM	178 300	35 742	22 156	ARGENTINA	103 984	5 266	3 089
IRELAND	618	196	123	INDIA	769	2 007	1 212
DENMARK	19 282	3 924	2 427	JAPAN	36	187	118
GREECE	12 228	2 082	1 276	TAIWAN	221 661	52 153	30 935
PORTUGAL	39 600	2 183	1 375	EXPORTS	10 430 355	742 803	458 241
SPAIN	235 500	20 883	12 878	FRANCE	2 572 445	194 596	119 352
ICELAND	609	137	85	BELGIUM LUX	556 957	34 128	21 512
NORWAY	3 540	922	575	NETHERLANDS	659 095	44 353	27 065
SWEDEN	111 786	43 846	27 377	ITALY	1 344 609	114 170	70 934
FINLAND	16 177	6 062	3 754	UNITD KINGDOM	419 653	36 118	22 559
SWITZERLAND	282 512	21 091	12 986	DENMARK	42 303	2 915	1 783
AUSTRIA	280 572	37 794	23 268	GREECE	160 588	6 619	4 209
YUGOSLAVIA	22 254	4 806	2 987	PORTUGAL	200	81	52
TURKEY	42 354	3 508	2 217	SPAIN	21 109	2 179	1 360
SOVIET UNION	4 703	1 317	816	NORWAY	13 546	1 096	658
POLAND	8 442	1 827	1 133	SWEDEN	126 641	10 041	6 337
CZECHOSLOVA	6 857	2 929	1 820	FINLAND	1 850	148	97
HUNGARY	12 955	2 491	1 517	SWITZERLAND	548 950	45 648	28 486
ROMANIA	24 519	4 337	2 671	AUSTRIA	1 181 268	103 566	63 777
BULGARIA	2 726	1 270	757	YUGOSLAVIA	3 601	535	334
MOROCCO	416	82	53	TURKEY	26 530	2 397	1 523
ALGERIA	47 689	1 877	1 122	POLAND	12 563	836	516
LIBYA	682	79	53	CZECHOSLOVA	871	257	159
EGYPT	12 711	1 694	993	HUNGARY	615	118	76
NIGERIA	11 886	715	432	ROMANIA	6 132	3 144	2 115
GABON	2 703	340	211	BULGARIA	632	309	208
ZAIRE	856	272	183	MOROCCO	117 528	5 687	3 367
ETHIOPIA	560	72	43	ALGERIA	1 116	141	89
TANZANIA	3 060	298	178	TUNISIA	128	73	45
MADAGASCAR	530	142	88	EGYPT	1 124	137	83
SOUTH AFRICA	3 438	844	515	GHANA	62 794	3 214	1 909
USA	331 427	73 940	46 066	NIGERIA	14 789	796	491
CANADA	57 636	11 313	6 994	CAMEROON	7 530	547	335
MEXICO	4 883	1 216	744	SOUTH AFRICA	5 411	903	552
EL SALVADOR	590	82	49	USA	2 215 557	108 044	66 032
COLOMBIA	3 361	379	235	CANADA	7 270	662	431
VENEZUELA	1 901	566	352	MEXICO	41 203	2 833	1 699
ECUADOR	346	88	54	COLOMBIA	393	83	51
PERU	3 892	771	473	VENEZUELA	8 920	637	418
BRAZIL	3 150	973	596	BRAZIL	4 894	690	411
CHILE	6 570	803	506	IRAQ	603	102	61
ARGENTINA	3 592	760	461	IRAN	4 677	591	375
IRAQ	6 120	1 858	1 124	ISRAEL	5 935	711	430
IRAN	6 045	1 161	727	ARAB EMIRAT	693	74	45
ISRAEL	4 504	631	392	PAKISTAN	4 095	349	220
SAUDI ARABIA	180	53	33	INDIA	16 605	1 627	991
BAHRAIN	555	74	47	MYANMAR	822	136	80
ARAB EMIRAT	10 562	477	291	THAILAND	134 489	5 851	3 607
PAKISTAN	11 953	1 114	670	INDONESIA	15 013	327	194
INDIA	7 149	2 878	1 745	MALAYSIA	247	65	43
SRI LANKA	226	56	34	SINGAPORE	901	327	202
NEPAL	1 000	59	37	JAPAN	11 400	885	529
MYANMAR	1 200	211	126	TAIWAN	2 150	132	79
THAILAND	3 286	796	493	HONG KONG	1 746	451	284
INDONESIA	11 537	1 690	1 034	AUSTRALIA	40 797	3 254	1 939
MALAYSIA	574	208	129	NEW ZEALAND	165	50	32
SINGAPORE	666	217	134				
PHILIPPINES	1 596	513	314				
CHINA	381	429	255				
SOUTH KOREA	6 291	1 275	793				
JAPAN	26 621	10 377	6 441				
TAIWAN	8 316	1 823	1 121				
HONG KONG	817	151	96				
AUSTRALIA	7 269	1 483	906				
NEW ZEALAND	98	108	68				
FR POLYNESIA-	410	86	53				
672 INGOTS ETC. IRON OR STEEL				673 FLAT-ROLLED IRON ETC.			
IMPORTS	11 746 272	2 003 243	1 243 244	IMPORTS	48 764 139	4 128 441	2 552 694
FRANCE	1 044 469	87 192	53 868	FRANCE	5 782 500	538 907	333 274
BELGIUM LUX	3 411 827	866 656	539 053	BELGIUM LUX	16 266 378	1 402 637	867 798
NETHERLANDS	1 581 998	99 716	61 487	NETHERLANDS	5 410 512	430 786	266 517
ITALY	314 554	33 843	20 819	ITALY	2 160 544	192 150	119 167
UNITD KINGDOM	2 799 352	622 128	387 402	UNITD KINGDOM	2 619 681	235 744	145 961
DENMARK	43 977	2 885	1 796	IRELAND	1 503	136	84
GREECE	7 104	2 487	1 289	DENMARK	985 351	82 575	51 214
SPAIN	21 677	2 931	1 777	GREECE	86 580	9 378	5 916
NORWAY	432	91	56	PORTUGAL	1 257	99	66
SWEDEN	432 005	98 315	61 379	SPAIN	899 085	72 361	44 999
FINLAND	39	61	34	NORWAY	38 612	4 163	2 580
SWITZERLAND	4 783	986	601	SWEDEN	2 189 278	196 440	121 445
AUSTRIA	41 655	13 925	8 543	FINLAND	1 402 236	118 249	72 917
YUGOSLAVIA	40 563	2 585	1 592	SWITZERLAND	526 512	49 466	30 650
TURKEY	81 235	7 459	4 537	AUSTRIA	4 859 001	408 596	251 941
SOVIET UNION	362 648	18 457	11 781	YUGOSLAVIA	35 395	2 496	1 517
POLAND	204 835	15 235	9 397	TURKEY	173 390	10 854	6 471
CZECHOSLOVA	54 387	2 528	1 543	SOVIET UNION	462 960	28 365	17 768
HUNGARY	400 474	24 106	14 850	POLAND	453 185	29 185	17 941
BULGARIA	12 654	951	585	CZECHOSLOVA	1 679 555	115 793	71 221
				HUNGARY	425 995	30 069	18 336
				ROMANIA	384 180	28 745	17 660
				BULGARIA	638 669	40 071	24 692
				EGYPT	71 923	4 520	2 761
				SOUTH AFRICA	1 079	216	141
				USA	5 926	793	491
				CANADA	59 171	4 002	2 371
				MEXICO	19 973	1 460	981
				VENEZUELA	83 982	6 354	4 113

6 IMPORTS AND EXPORTS (SPECIAL TRADE) BY GROUPS OF THE SITC-REV. III AND BY COUNTRIES OF PRODUCTION AND CONSUMPTION 1990

GROUP COUNTRY	DT = 100 KG	1 000 DM	1 000 \$	GROUP COUNTRY	DT = 100 KG	1 000 DM	1 000 \$
BRAZIL	385 251	25 862	16 078	BAHRAIN	48 435	3 609	2 178
ARGENTINA	176 449	12 717	7 722	QATAR	1 025	79	51
INDIA	226 360	15 894	9 881	ARAB EMIRAT	202 123	14 959	9 410
PHILIPPINES	1 831	147	95	OMAN	2 190	140	88
SOUTH KOREA	204 436	16 087	9 841	PAKISTAN	218 082	12 914	7 988
JAPAN	43 803	12 982	7 997	INDIA	3 427 200	281 444	173 678
EXPORTS	72 785 113	6 299 012	3 898 419	BANGLADESH	62 241	5 557	3 302
FRANCE	7 547 817	692 745	427 469	SRI LANKA	6 447	539	325
BELGIUM LUX	3 612 367	338 184	210 211	MYANMAR	1 863	436	269
NETHERLANDS	5 556 408	525 780	325 163	THAILAND	304 597	14 309	8 937
ITALY	7 352 052	554 973	342 930	INDONESIA	29 277	3 019	1 902
UNITED KINGDOM	4 049 385	358 200	222 658	MALAYSIA	125 392	7 125	4 568
IRELAND	79 189	9 040	5 571	SINGAPORE	50 910	5 961	3 694
DENMARK	1 200 293	109 085	67 699	PHILIPPINES	2 304	213	125
GREECE	1 145 771	70 116	43 304	CHINA	234 529	26 643	16 015
PORTUGAL	1 812 833	138 006	85 622	SOUTH KOREA	9 959	2 225	1 395
SPAIN	6 229 069	517 575	319 581	JAPAN	404	638	388
CANARY IS	2 284	195	117	TAIWAN	10 301	2 297	1 431
ICELAND	4 367	452	286	HONG KONG	8 503	1 255	790
NORWAY	938 409	71 822	44 565	AUSTRALIA	4 296	1 337	818
SWEDEN	1 700 494	156 515	97 131	674 FLAT-ROLLED PLATED IRON			
FINLAND	124 569	12 837	7 993	IMPORTS	14 249 256	1 838 083	1 136 482
SWITZERLAND	2 935 265	273 352	169 153	FRANCE	3 429 081	448 494	277 308
AUSTRIA	1 638 324	165 971	102 903	BELGIUM LUX	5 293 039	666 187	411 193
MALTA	1 947	243	150	NETHERLANDS	985 748	129 101	79 856
YUGOSLAVIA	1 056 146	114 169	70 741	ITALY	364 249	48 765	30 179
TURKEY	638 629	50 852	31 705	UNITED KINGDOM	772 311	117 719	72 779
SOVIET UNION	3 500 166	344 078	208 766	DENMARK	57 555	6 066	3 846
POLAND	593 984	56 911	34 814	GREECE	84 636	10 080	6 291
CZECHOSLOVAKIA	116 129	15 849	9 989	PORTUGAL	955	161	100
HUNGARY	55 232	7 447	4 597	SPAIN	141 672	16 393	10 129
ROMANIA	27 984	7 788	4 867	SWEDEN	175 908	22 447	13 811
BULGARIA	126 510	13 973	8 430	FINLAND	180 961	20 934	12 893
ALBANIA	3 013	398	249	SWITZERLAND	57 525	5 648	3 572
MOROCCO	168 694	14 450	8 864	AUSTRIA	1 660 618	230 705	142 789
ALGERIA	122 015	13 482	8 316	YUGOSLAVIA	91 310	10 118	6 158
TUNISIA	130 917	9 717	6 021	TURKEY	17 390	2 059	1 227
LIBYA	325 154	27 674	16 880	POLAND	137 916	14 523	9 136
EGYPT	337 524	25 583	15 619	CZECHOSLOVAKIA	107 684	11 317	7 022
SUDAN	13 398	2 469	1 567	HUNGARY	857	62	37
SIERRA LEONE	462	54	32	ROMANIA	969	96	58
LIBERIA	2 943	276	165	MOROCCO	3 068	371	236
IVORY COAST	150 315	14 687	9 073	SOUTH AFRICA	7 070	669	446
GHANA	22 189	1 971	1 220	USA	35 751	5 035	3 154
TOGO	38 748	3 932	2 382	CANADA	6 924	820	546
NIGERIA	495 332	57 025	35 255	MEXICO	23 964	2 490	1 674
CAMEROON	19 010	1 806	1 121	VENEZUELA	38 961	4 158	2 556
GABON	1 845	258	158	BRAZIL	175 176	18 488	11 337
CONGO	1 623	280	173	ARGENTINA	118 913	11 970	7 481
ZAIRE	50 610	6 315	3 916	CYPRUS	541	60	37
RWANDA	5 374	401	267	SOUTH KOREA	7 392	747	477
BURUNDI	20 526	1 724	1 028	JAPAN	207 497	25 748	16 043
ANGOLA	24 088	3 045	1 817	AUSTRALIA	63 499	6 595	4 133
ETHIOPIA	28 110	2 671	1 582	EXPORTS	20 294 918	2 792 863	1 732 722
KENYA	275 090	19 436	12 118	FRANCE	2 250 013	297 821	184 590
TANZANIA	213 272	15 188	9 603	BELGIUM LUX	661 585	106 357	65 854
MOZAMBIQUE	20 270	1 403	908	NETHERLANDS	2 730 980	404 921	251 191
MADAGASCAR	255	64	41	ITALY	1 505 038	195 998	120 551
ZAMBIA	7 838	675	419	UNITED KINGDOM	2 332 145	313 824	195 951
ZIMBABWE	15 929	1 288	836	IRELAND	16 591	3 076	1 890
SOUTH AFRICA	110 213	16 592	10 303	DENMARK	519 106	73 428	45 568
USA	6 657 326	492 569	309 316	GREECE	264 271	37 022	22 564
CANADA	498 906	37 045	23 449	PORTUGAL	154 253	20 315	12 785
MEXICO	950 798	92 048	56 974	SPAIN	1 043 569	139 994	86 706
GUATEMALA	20 123	1 665	1 004	ICELAND	16 119	2 660	1 637
HONDURAS	7 581	561	361	NORWAY	77 971	11 961	7 428
EL SALVADOR	26 606	2 323	1 412	SWEDEN	934 204	115 175	71 599
NICARAGUA	15 283	814	535	FINLAND	194 742	25 117	15 474
COSTA RICA	13 955	1 291	796	SWITZERLAND	719 022	104 515	65 088
PANAMA	1 885	140	82	AUSTRIA	639 942	96 867	60 394
CUBA	8 749	1 028	615	MALTA	10 780	1 511	918
HAITI	12 806	1 384	881	YUGOSLAVIA	353 222	48 530	30 217
DOMINIC REP	10 505	1 093	655	TURKEY	216 236	26 166	16 014
JAMAICA	8 695	690	423	SOVIET UNION	232 617	47 558	29 466
TRINIDAD TOB	2 711	191	127	POLAND	38 687	6 452	3 958
NETH ANTILL	3 908	311	187	CZECHOSLOVAKIA	38 574	5 521	3 391
COLOMBIA	103 676	8 803	5 410	HUNGARY	102 118	14 559	9 117
VENEZUELA	511 239	37 451	22 981	ROMANIA	4 199	944	615
GUYANA	897	74	43	BULGARIA	2 519	457	280
SURINAME	844	57	38	ALBANIA	987	523	338
ECUADOR	82 539	8 850	5 439	MOROCCO	103 970	15 551	9 558
PERU	119 275	14 103	8 390	ALGERIA	182 388	34 487	21 767
BRAZIL	304 350	32 509	19 924	TUNISIA	55 180	8 074	4 944
CHILE	71 254	5 132	3 195	LIBYA	5 518	1 093	668
BOLIVIA	739	75	48	EGYPT	86 024	12 294	7 699
ARGENTINA	32 118	3 470	2 129	SUDAN	41 210	9 203	5 667
CYPRUS	1 547	183	116	GUINEA	703	149	88
LEBANON	314	52	32	IVORY COAST	2 252	329	202
SYRIA	121 328	5 893	3 714	GHANA	557	109	70
IRAQ	323 832	30 772	18 563	NIGERIA	27 259	5 606	3 469
IRAN	2 754 781	231 779	144 751	CAMEROON	461	102	60
ISRAEL	154 238	13 929	8 420	CENT AFR REP	172	50	33
JORDAN	18 656	1 464	959				
SAUDI ARABIA	505 827	34 427	21 668				
KUWAIT	34 207	2 770	1 668				

6 IMPORTS AND EXPORTS (SPECIAL TRADE) BY GROUPS OF THE SITC-REV. III AND BY COUNTRIES OF PRODUCTION AND CONSUMPTION 1990

GROUP COUNTRY	DT = 100 KG	1 000 DM	1 000 \$	GROUP COUNTRY	DT = 100 KG	1 000 DM	1 000 \$
CONGO	2 846	548	331	EXPORTS	15 120 788	4 027 943	2 503 500
ZAIRE	5 755	998	610	FRANCE	1 371 716	296 458	183 233
RWANDA	1 448	173	115	BELGIUM LUX	3 384 494	954 076	594 972
ANGOLA	2 876	491	297	NETHERLANDS	684 455	209 578	129 970
ETHIOPIA	2 447	289	172	ITALY	1 192 922	290 635	181 494
KENYA	58 617	7 251	4 557	UNTD KINGDOM	2 568 158	649 588	405 880
UGANDA	1 899	363	216	IRELAND	8 247	3 078	1 952
TANZANIA	3 720	862	546	DENMARK	223 834	69 406	43 371
MOZAMBIQUE	2 868	290	181	GREECE	68 600	22 071	13 611
MADAGASCAR	3 510	1 095	673	PORTUGAL	67 963	22 234	13 857
MAURITIUS	251	54	30	SPAIN	366 251	85 737	53 463
ZAMBIA	301	72	42	ICELAND	63	49	30
ZIMBABWE	622	91	55	NORWAY	192 855	45 207	27 965
MALAWI	236	73	43	SWEDEN	401 728	119 635	74 382
SOUTH AFRICA	152 087	20 781	12 813	FINLAND	173 659	39 879	24 657
USA	2 570 329	321 815	199 513	SWITZERLAND	483 433	163 532	101 837
CANADA	13 088	1 748	1 095	AUSTRIA	460 434	145 626	90 504
MEXICO	219 221	27 638	17 116	MALTA	4 276	1 730	1 086
GUATEMALA	7 963	1 605	972	YUGOSLAVIA	115 675	42 975	26 633
COSTA RICA	35 643	4 497	2 762	TURKEY	250 424	67 381	41 611
PANAMA	17 220	3 584	2 227	SOVIET UNION	76 218	27 715	17 026
DOMINIC REP	24 857	3 876	2 343	POLAND	70 445	26 272	16 149
CAYMAN IS	1 081	52	30	CZECHOSLOVA	3 132	2 363	1 467
TRINIDAD TOB	1 220	126	81	HUNGARY	63 470	24 493	15 074
COLOMBIA	1 829	315	196	ROMANIA	46 066	9 398	5 860
VENEZUELA	5 548	717	432	BULGARIA	54 454	14 070	8 394
ECUADOR	122 227	16 185	9 944	ALBANIA	990	385	237
PERU	14 601	1 983	1 170	MOROCCO	26 331	7 493	4 523
BRAZIL	71 540	9 947	6 347	ALGERIA	115 937	26 369	16 060
CHILE	54 366	7 060	4 580	TUNISIA	1 281	729	453
URUGUAY	2 564	382	245	LIBYA	322	287	173
ARGENTINA	17 545	3 550	2 160	EGYPT	61 464	14 310	8 941
CYPRUS	13 603	1 735	1 060	LIBERIA	244	51	30
LEBANON	13 609	2 031	1 223	IVORY COAST	250	100	59
SYRIA	43 967	3 541	2 254	GHANA	124	60	38
IRAQ	6 998	1 418	840	NIGERIA	332	184	113
IRAN	328 419	43 254	26 796	ANGOLA	723	450	268
ISRAEL	245 991	37 743	23 526	ETHIOPIA	56	49	33
JORDAN	7 832	913	572	KENYA	596	246	149
SAUDI ARABIA	85 760	11 456	7 166	TANZANIA	81	64	39
BAHRAIN	8 728	910	576	MOZAMBIQUE	780	295	188
QATAR	550	66	39	MADAGASCAR	337	112	73
ARAB EMIRAT	12 257	2 250	1 409	ZIMBABWE	5 400	1 183	716
OMAN	231	49	31	SOUTH AFRICA	44 688	9 061	5 466
NORTH YEMEN	30 647	5 471	3 450	USA	433 814	96 475	59 965
PAKISTAN	100 501	5 688	3 510	CANADA	157 616	61 362	38 326
INDIA	135 449	12 415	7 787	MEXICO	218 663	55 376	34 935
BANGLADESH	2 509	170	102	CUBA	252	165	103
SRI LANKA	6 537	752	459	DOMINIC REP	38	84	49
MYANMAR	2 310	1 448	890	COLOMBIA	3 816	1 214	734
THAILAND	26 396	3 305	1 987	VENEZUELA	23 425	5 304	3 318
INDONESIA	358	94	62	ECUADOR	1 042	315	198
MALAYSIA	7 983	1 303	793	PERU	16 570	2 859	1 747
SINGAPORE	24 497	4 720	2 871	BRAZIL	59 303	25 746	15 669
PHILIPPINES	6 473	745	445	CHILE	24 939	4 650	2 827
CHINA	27 267	3 836	2 436	PARAGUAY	172	125	75
SOUTH KOREA	16 712	2 088	1 274	URUGUAY	2 858	1 004	620
JAPAN	105 400	10 253	6 312	ARGENTINA	20 935	6 365	3 904
TAIWAN	2 499	778	478	CYPRUS	667	206	122
HONG KONG	15 953	2 463	1 497	LEBANON	541	326	194
AUSTRALIA	24 400	4 165	2 542	SYRIA	3 454	882	574
NEW ZEALAND	4 222	787	484	IRAQ	107 780	21 470	13 082
675 FLAT-ROLLED, ALLOY STEEL				IRAN	120 542	25 036	18 152
IMPORTS	5 013 135	1 610 949	1 001 565	ISRAEL	38 162	10 801	6 701
FRANCE	794 135	270 186	167 476	JORDAN	2 857	544	354
BELGIUM LUX	1 080 314	332 029	207 146	SAUDI ARABIA	18 315	2 072	1 317
NETHERLANDS	77 668	30 927	19 191	ARAB EMIRAT	5 676	2 042	1 235
ITALY	493 703	133 366	82 882	PAKISTAN	16 979	4 810	2 912
UNTD KINGDOM	323 165	113 066	70 066	INDIA	436 762	75 847	47 237
IRELAND	12	57	36	SRI LANKA	42	49	30
DENMARK	1 535	486	310	THAILAND	53 192	13 487	8 481
GREECE	801	127	75	LAOS	2 605	281	189
PORTUGAL	188	75	44	INDONESIA	5 830	1 694	1 031
SPAIN	274 942	99 494	62 510	MALAYSIA	5 948	1 982	1 229
ICELAND	35	55	37	SINGAPORE	20 184	7 319	4 553
NORWAY	8 774	863	559	PHILIPPINES	8 106	2 760	1 753
SWEDEN	914 644	313 682	194 255	CHINA	110 288	26 781	16 361
FINLAND	253 626	91 840	57 267	SOUTH KOREA	32 684	11 910	7 312
SWITZERLAND	22 281	10 835	6 675	JAPAN	26 975	8 176	5 050
AUSTRIA	608 482	141 942	88 102	TAIWAN	384 192	101 083	60 757
YUGOSLAVIA	5 122	1 477	940	HONG KONG	90 476	25 440	15 982
SOVIET UNION	5 512	1 229	792	AUSTRALIA	69 368	22 151	13 699
POLAND	759	197	127	NEW ZEALAND	1 476	612	365
CZECHOSLOVA	2 295	488	303	676 IRON, STL. BAR, SHAPES ETC.			
HUNGARY	341	248	148	IMPORTS	54 782 796	4 924 231	3 041 811
USA	12 173	13 959	8 629	FRANCE	7 756 866	749 708	464 119
CANADA	579	282	180	BELGIUM LUX	8 154 422	642 969	398 260
MEXICO	16 940	6 626	4 407	NETHERLANDS	3 052 885	272 588	168 141
BRAZIL	6 975	2 472	1 575	ITALY	11 100 042	1 006 475	620 568
INDIA	131	57	35	UNTD KINGDOM	3 147 871	287 443	178 053
SOUTH KOREA	2 618	371	243	IRELAND	448 305	33 567	20 678
JAPAN	105 152	44 311	27 433	DENMARK	498 714	38 514	23 849
TAIWAN	39	67	41	GREECE	547	52	32

6 IMPORTS AND EXPORTS (SPECIAL TRADE) BY GROUPS OF THE SITC-REV. III AND BY COUNTRIES OF PRODUCTION AND CONSUMPTION 1990

GROUP COUNTRY	DT = 100 KG	1 000 DM	1 000 \$	GROUP COUNTRY	DT = 100 KG	1 000 DM	1 000 \$
PORTUGAL	11 957	1 092	668	HONDURAS	471	59	35
SPAIN	3 477 004	318 178	196 019	EL SALVADOR	7 453	710	455
NORWAY	753 268	54 857	33 972	COSTA RICA	1 739	263	169
SWEDEN	1 641 528	268 152	165 503	PANAMA	101	55	36
FINLAND	368 606	35 538	22 033	CUBA	2 827	578	347
SWITZERLAND	2 744 619	222 838	137 654	DOMINIC REP	711	172	103
AUSTRIA	1 505 833	247 157	152 660	ST VINCENT	934	509	300
ANDORRA	2 357	213	136	COLOMBIA	4 529	1 247	772
YUGOSLAVIA	798 964	72 537	44 723	VENEZUELA	12 548	2 133	1 355
TURKEY	1 010 899	56 196	34 460	SURINAME	1 424	136	81
SOVIET UNION	392 786	34 647	21 604	ECUADOR	1 289	378	228
POLAND	2 236 329	139 199	85 752	PERU	5 914	981	598
CZECHOSLOVIA	1 618 940	110 031	67 817	BRAZIL	9 378	3 325	2 042
HUNGARY	1 287 691	73 843	45 445	CHILE	4 845	1 205	750
ROMANIA	271 455	19 092	12 061	BOLIVIA	296	69	41
BULGARIA	43 252	2 812	1 639	PARAGUAY	89	47	30
LIBYA	12 303	731	484	ARGENTINA	5 849	2 265	1 406
EGYPT	427 761	25 070	15 339	CYPRUS	11 129	970	605
SOUTH AFRICA	94 005	7 829	4 918	LEBANON	543	111	69
USA	125 351	24 929	15 358	SYRIA	22 897	2 888	1 813
CANADA	6 884	2 575	1 606	IRAQ	54 650	9 864	5 916
MEXICO	27 466	1 743	1 095	IRAN	179 107	28 018	17 729
TRINIDAD TOB	411 057	24 050	15 056	ISRAEL	48 344	8 474	5 226
BRAZIL	364 547	41 243	25 309	JORDAN	17 847	1 555	983
ARGENTINA	623 163	34 322	21 186	SAUDI ARABIA	106 033	8 243	5 331
CYPRUS	722	61	38	KUWAIT	6 694	757	451
INDIA	165 896	19 115	11 613	BAHRAIN	12 654	998	608
CHINA	225	116	77	ARAB EMIRAT	30 796	2 992	1 857
SOUTH KOREA	52 032	18 474	11 275	OMAN	1 613	119	79
JAPAN	143 949	35 972	22 361	NORTH YEMEN	14 848	2 221	1 313
TAIWAN	110	144	91	SOUTH YEMEN	4 082	408	273
EXPORTS	32 879 224	3 671 762	2 272 224	PAKISTAN	34 744	4 556	2 826
FRANCE	6 678 301	735 370	455 092	INDIA	113 824	16 747	10 255
BELGIUM LUX	2 940 738	294 574	182 286	BANGLADESH	13 294	1 205	717
NETHERLANDS	6 169 259	567 647	351 205	SRI LANKA	210	75	43
ITALY	2 972 584	356 887	220 765	NEPAL	598	44	30
UNTD KINGDOM	1 823 292	199 521	124 086	MYANMAR	12 616	2 839	1 738
IRELAND	20 814	6 523	4 031	THAILAND	277 270	20 849	12 730
DENMARK	881 142	107 673	66 856	INDONESIA	77 505	6 800	4 228
GREECE	123 438	11 721	7 308	MALAYSIA	74 254	6 166	3 895
PORTUGAL	165 985	22 275	13 816	SINGAPORE	220 798	19 834	12 129
SPAIN	899 256	99 203	61 705	PHILIPPINES	6 829	1 498	924
CANARY IS	146	80	47	CHINA	79 117	9 258	5 826
ICELAND	2 232	278	172	SOUTH KOREA	136 880	13 477	8 528
NORWAY	310 718	38 889	24 178	JAPAN	223 313	17 909	10 689
SWEDEN	949 925	110 535	68 257	TAIWAN	741 447	55 002	33 458
FINLAND	521 135	54 282	33 601	HONG KONG	132 505	10 881	6 522
SWITZERLAND	1 867 604	279 026	172 364	AUSTRALIA	67 983	10 833	6 691
AUSTRIA	1 287 220	177 695	110 022	NEW ZEALAND	4 663	2 176	1 348
GIBRALTAR	1 219	129	85	677 RAILWAY TRACK IRON,STEEL			
MALTA	874	233	149	IMPORTS	403 369	37 442	23 152
YUGOSLAVIA	145 635	25 640	15 929	FRANCE	7 456	1 250	778
TURKEY	203 595	26 343	16 353	BELGIUM LUX	46 031	4 742	2 929
SOVIET UNION	10 108	4 747	2 911	NETHERLANDS	32 816	2 567	1 577
POLAND	212 162	34 670	21 291	ITALY	581	112	67
CZECHOSLOVIA	39 401	5 010	3 155	UNTD KINGDOM	13 867	1 974	1 230
HUNGARY	63 645	10 105	6 271	DENMARK	10 863	925	567
ROMANIA	9 582	4 320	2 676	SWEDEN	34 270	2 436	1 517
BULGARIA	41 600	6 472	3 855	SWITZERLAND	848	1 119	688
ALBANIA	886	187	115	AUSTRIA	86 603	10 601	6 645
MOROCCO	15 604	1 465	908	CZECHOSLOVIA	28 368	1 428	885
ALGERIA	223 541	19 086	11 854	HUNGARY	1 213	121	76
TUNISIA	2 439	235	143	USA	153	53	32
LIBYA	84 202	12 304	7 517	CANADA	45	92	54
EGYPT	72 991	10 128	6 260	EXPORTS	1 177 873	148 163	91 346
SUDAN	2 705	292	178	FRANCE	20 763	4 647	2 824
BURKINA FASO	3 863	331	215	BELGIUM LUX	42 259	5 474	3 383
GAMBIA	301	105	63	NETHERLANDS	239 358	30 585	18 916
GUINEA	5 820	900	548	ITALY	325 401	10 769	6 621
SIERRA LEONE	744	78	47	UNTD KINGDOM	28 009	2 906	1 768
LIBERIA	1 758	167	100	IRELAND	1 103	581	360
IVORY COAST	942	72	45	DENMARK	9 663	2 808	1 742
GHANA	10 864	1 076	655	GREECE	1 043	204	128
TOGO	630	63	39	PORTUGAL	6 488	2 993	1 870
NIGERIA	44 356	4 299	2 691	SPAIN	77 877	20 538	12 702
CAMEROON	8 706	685	420	NORWAY	4 945	1 131	696
GABON	1 071	120	74	SWEDEN	12 351	3 867	2 405
CONGO	471	66	39	FINLAND	7 210	2 173	1 356
ZAIRE	2 799	259	162	SWITZERLAND	166 471	23 560	14 493
RWANDA	1 294	102	64	AUSTRIA	43 408	8 022	5 004
BURUNDI	409	53	32	YUGOSLAVIA	11 541	2 749	1 755
ANGOLA	1 620	186	114	TURKEY	2 443	365	218
ETHIOPIA	1 668	185	111	SOVIET UNION	1 315	127	76
KENYA	15 082	1 549	933	HUNGARY	1 304	684	435
UGANDA	835	100	65	ALGERIA	2 231	379	227
TANZANIA	21 331	1 468	876	TUNISIA	359	162	95
MOZAMBIQUE	734	74	45	EGYPT	22 075	4 689	2 795
MADAGASCAR	1 179	151	91	GUINEA	341	51	31
ZAMBIA	6 700	932	578	LIBERIA	430	162	96
ZIMBABWE	2 348	639	386	NIGERIA	766	55	36
SOUTH AFRICA	18 977	7 501	4 585	SOUTH AFRICA	376	135	84
USA	926 409	109 001	67 849	USA	104 995	10 276	6 207
CANADA	216 052	26 494	16 446				
MEXICO	44 970	9 101	5 590				
GUATEMALA	1 108	136	84				

6 IMPORTS AND EXPORTS (SPECIAL TRADE) BY GROUPS OF THE SITC-REV. III AND BY COUNTRIES OF PRODUCTION AND CONSUMPTION 1990

GROUP COUNTRY	DT = 100 KG	1 000 DM	1 000 \$	GROUP COUNTRY	DT = 100 KG	1 000 DM	1 000 \$
CANADA	11 616	1 215	811	ZAIRE	325	55	36
MEXICO	831	301	192	ANGOLA	273	68	40
COSTA RICA	147	50	32	ETHIOPIA	1 376	307	183
JAMAICA	435	124	79	KENYA	2 814	428	264
VENEZUELA	4 483	687	427	UGANDA	320	68	40
ECUADOR	370	81	49	TANZANIA	1 589	254	159
BRAZIL	1 602	310	194	ZAMBIA	279	56	36
CHILE	477	115	71	ZIMBABWE	204	70	44
BOLIVIA	412	50	31	SOUTH AFRICA	6 495	3 827	2 349
IRAQ	132	84	50	USA	126 670	27 281	16 881
IRAN	3 263	763	493	CANADA	8 635	5 310	3 263
ISRAEL	962	226	144	MEXICO	17 516	4 559	2 830
SAUDI ARABIA	964	149	92	COSTA RICA	148	52	30
ARAB EMIRAT	837	152	89	CUBA	618	217	134
PAKISTAN	5 654	761	452	DOMINIC REP	55	113	73
INDIA	789	108	65	BARBADOS	60	48	32
THAILAND	3 346	437	276	COLOMBIA	194	184	115
SINGAPORE	278	54	32	VENEZUELA	354	197	121
PHILIPPINES	742	402	238	ECUADOR	214	81	48
SOUTH KOREA	1 857	328	206	PERU	93	116	72
JAPAN	1 977	345	209	BRAZIL	2 437	2 836	1 767
TAIWAN	999	935	557	CHILE	7 177	1 622	1 000
678 WIRE OF IRON OR STEEL				BOLIVIA	164	56	33
IMPORTS	3 816 772	679 003	420 744	URUGUAY	87	190	124
FRANCE	523 925	116 422	72 141	ARGENTINA	363	518	315
BELGIUM LUX	903 585	180 700	111 913	CYPRUS	932	131	84
NETHERLANDS	227 333	27 536	17 048	LEBANON	310	82	52
ITALY	537 257	87 177	54 144	SYRIA	3 529	398	211
UNTD KINGDOM	141 723	31 427	19 553	IRAQ	11 697	2 640	1 596
IRELAND	1 078	732	452	IRAN	45 400	7 240	4 568
DENMARK	9 135	1 348	833	ISRAEL	26 054	4 516	2 831
GREECE	837	98	65	JORDAN	2 638	314	203
PORTUGAL	287	66	40	SAUDI ARABIA	1 540	381	236
SPAIN	12 170	3 516	2 140	ARAB EMIRAT	958	214	131
NORWAY	2 383	314	189	PAKISTAN	79	53	33
SWEDEN	127 646	72 130	44 801	INDIA	4 879	4 345	2 689
FINLAND	2 417	511	310	SRI LANKA	120	74	44
SWITZERLAND	85 437	22 387	13 835	MYANMAR	227	72	45
AUSTRIA	316 120	48 754	30 263	THAILAND	286	146	91
YUGOSLAVIA	28 662	2 694	1 671	INDONESIA	3 070	877	536
SOVIET UNION	38 131	2 268	1 407	MALAYSIA	409	214	128
POLAND	88 939	6 586	4 040	SINGAPORE	2 911	700	436
CZECHOSLOVA	539 379	33 861	20 916	PHILIPPINES	331	182	109
HUNGARY	79 386	6 897	4 259	CHINA	10 992	2 529	1 641
ROMANIA	18 024	1 507	904	SOUTH KOREA	2 631	2 337	1 442
SOUTH AFRICA	44 185	3 568	2 231	JAPAN	1 360	3 683	2 242
NAMIBIA	834	58	37	TAIWAN	2 496	1 665	1 024
USA	7 329	4 175	2 568	HONG KONG	1 323	536	330
BRAZIL	10 168	938	600	AUSTRALIA	653	385	242
ARGENTINA	9 663	812	525	NEW ZEALAND	2 165	564	342
INDIA	2 050	1 012	618	679 TUBES, PIPES, ETC. IRON, STL			
CHINA	32 659	3 540	2 175	IMPORTS	14 062 788	2 639 109	1 634 716
SOUTH KOREA	8 081	5 180	3 172	FRANCE	1 407 534	295 499	182 893
JAPAN	16 780	12 016	7 425	BELGIUM LUX	882 067	116 570	72 379
TAIWAN	1 123	722	435	NETHERLANDS	1 299 384	218 985	135 715
EXPORTS	3 329 808	634 860	392 841	ITALY	3 498 841	564 973	349 802
FRANCE	899 794	121 969	75 495	UNTD KINGDOM	565 143	140 456	86 898
BELGIUM LUX	289 911	51 809	32 062	IRELAND	881	2 648	1 642
NETHERLANDS	640 484	104 766	64 846	DENMARK	206 136	54 066	33 572
ITALY	119 077	25 841	15 981	GREECE	16 038	1 669	1 067
UNTD KINGDOM	67 723	22 081	13 677	PORTUGAL	15 885	7 975	4 946
IRELAND	8 860	3 347	2 088	SPAIN	320 845	81 543	50 348
DENMARK	136 307	20 853	12 958	NORWAY	21 028	2 907	1 780
GREECE	9 288	1 545	963	SWEDEN	453 538	228 558	141 434
PORTUGAL	15 316	7 017	4 326	FINLAND	150 642	32 767	20 334
SPAIN	30 680	10 751	6 657	SWITZERLAND	921 669	237 975	147 448
ICELAND	323	83	52	AUSTRIA	1 321 447	274 415	169 923
NORWAY	20 507	3 375	2 076	YUGOSLAVIA	658 832	67 394	41 951
SWEDEN	38 242	8 584	5 338	TURKEY	169 857	15 463	9 595
FINLAND	26 047	8 917	5 512	SOVIET UNION	170 212	12 298	7 511
SWITZERLAND	228 005	55 346	34 226	POLAND	525 336	54 770	34 226
AUSTRIA	182 767	33 330	20 591	CZECHOSLOVA	395 477	32 176	19 934
YUGOSLAVIA	41 240	12 688	7 775	HUNGARY	525 936	44 077	27 280
TURKEY	8 253	4 340	2 709	ROMANIA	55 446	7 429	4 625
SOVIET UNION	10 409	2 920	1 761	BULGARIA	7 960	1 524	914
POLAND	38 397	8 919	5 553	SOUTH AFRICA	41 556	5 128	3 141
CZECHOSLOVA	8 194	4 792	2 952	USA	25 460	41 505	25 713
HUNGARY	39 672	7 788	4 823	CANADA	3 130	1 936	1 158
ROMANIA	4 078	2 653	1 655	MEXICO	3 553	408	246
BULGARIA	20 330	3 832	2 299	VENEZUELA	108 404	9 719	5 979
ALBANIA	526	85	51	BRAZIL	117 364	19 998	12 359
MOROCCO	4 078	694	431	ARGENTINA	24 310	1 853	1 225
ALGERIA	13 836	2 379	1 449	IRAN	1 880	144	87
TUNISIA	275	80	47	ISRAEL	3 117	3 397	2 101
LIBYA	104 033	17 718	10 970	JORDAN	1 701	1 701	1 117
EGYPT	3 783	922	572	OMAN	56 282	1 692	1 000
SUDAN	1 326	147	87	INDIA	397	217	134
GUINEA	372	71	43	THAILAND	1 311	567	369
GHANA	1 376	234	141	MALAYSIA	59	68	40
NIGERIA	7 821	1 568	966	SINGAPORE	12	60	36
CAMEROON	400	59	38	CHINA	13 727	2 401	1 366
CONGO	224	60	35	SOUTH KOREA	16 684	7 391	4 623
				JAPAN	37 016	37 931	23 507
				TAIWAN	16 066	8 035	4 943

6 IMPORTS AND EXPORTS (SPECIAL TRADE) BY GROUPS OF THE SITC-REV. III AND BY COUNTRIES OF PRODUCTION AND CONSUMPTION 1990

GROUP COUNTRY	DT = 100 KG	1 000 DM	1 000 \$	GROUP COUNTRY	DT = 100 KG	1 000 DM	1 000 \$
HONG KONG	109	361	241	IRAQ	218 514	46 651	27 981
EXPORTS	26 915 140	5 402 402	3 344 701	IRAN	297 633	64 940	40 223
FRANCE	2 119 493	437 365	270 854	ISRAEL	36 761	8 348	5 164
BELGIUM LUX	915 637	243 585	150 894	JORDAN	2 575	950	576
NETHERLANDS	4 416 135	796 906	494 746	SAUDI ARABIA	414 822	53 216	33 227
ITALY	1 649 485	320 045	198 105	KUWAIT	193 184	46 658	28 109
UNITED KINGDOM	1 614 232	329 450	205 953	BAHRAIN	30 066	5 875	3 571
IRELAND	26 839	7 410	4 610	QATAR	12 806	1 937	1 179
DENMARK	882 760	192 024	118 784	ARAB EMIRAT	180 539	34 685	21 360
GREECE	114 288	18 806	11 685	OMAN	169 409	25 092	16 098
PORTUGAL	159 071	36 922	22 877	NORTH YEMEN	1 397	702	431
SPAIN	362 802	80 685	50 055	AFGHANISTAN	291	237	153
CANARY IS	3 616	700	444	PAKISTAN	16 292	4 265	2 618
CEUTA MEL	3 672	511	325	INDIA	217 398	59 785	36 660
ICELAND	32 958	4 253	2 585	BANGLADESH	1 475	362	222
NORWAY	632 501	155 457	96 733	SRI LANKA	2 478	230	138
SWEDEN	746 384	190 202	117 311	MYANMAR	2 302	922	560
FINLAND	291 234	81 127	50 325	THAILAND	27 707	6 101	3 745
SWITZERLAND	283 838	247 364	153 271	VIETNAM	8 455	1 927	1 151
AUSTRIA	1 005 644	290 705	180 135	INDONESIA	169 776	27 714	17 078
MALTA	2 002	580	359	MALAYSIA	178 154	31 242	18 992
YUGOSLAVIA	266 581	64 391	39 298	BRUNEI	3 120	291	171
TURKEY	608 093	105 165	64 412	SINGAPORE	94 707	20 660	12 753
SOVIET UNION	2 456 354	406 445	247 832	PHILIPPINES	16 904	3 015	1 877
POLAND	103 123	32 826	20 477	CHINA	1 038 119	143 188	87 677
CZECHOSLOVAKIA	127 569	25 115	15 760	NORTH KOREA	510	193	115
HUNGARY	78 270	23 187	14 389	SOUTH KOREA	51 438	27 628	17 427
ROMANIA	12 487	7 258	4 586	JAPAN	12 395	5 065	3 109
BULGARIA	54 284	15 454	9 205	TAIWAN	47 658	11 787	7 419
ALBANIA	38 970	6 090	3 689	HONG KONG	15 070	5 867	3 657
MOROCCO	10 702	1 776	1 118	AUSTRALIA	20 866	9 827	6 048
ALGERIA	61 764	12 584	7 851	NEW ZEALAND	609	276	172
TUNISIA	30 801	4 460	2 787	FR POLYNESIA	59	47	30
LIBYA	32 359	20 617	12 721	681 SILVER, PLATINUM, ETC.			
EGYPT	100 546	20 852	12 990	IMPORTS	16 946	1 362 530	844 305
SUDAN	10 887	1 782	1 143	FRANCE	414	23 969	14 737
MAURITANIA	101	67	45	BELGIUM LUX	1 932	77 942	47 867
NIGER	329	102	62	NETHERLANDS	806	89 735	55 543
CAPE VERDE	178	115	71	ITALY	60	2 553	1 561
SENEGAL	21 542	2 464	1 472	UNITED KINGDOM	7 024	427 438	265 036
GAMBIA	396	343	206	IRELAND	17	392	235
GUINEA	3 839	1 388	881	DENMARK	38	964	590
SIERRA LEONE	344	81	48	GREECE	6	260	159
LIBERIA	1 580	295	179	SPAIN	29	1 368	828
GHANA	12 672	2 035	1 222	NORWAY	11	10 194	6 410
TOGO	541	141	87	SWEDEN	1 138	30 075	18 361
BENIN	608	145	86	FINLAND	42	1 121	705
NIGERIA	292 819	39 747	24 713	SWITZERLAND	1 869	126 979	77 802
CAMEROON	17 390	2 979	1 807	AUSTRIA	551	29 421	18 303
CENT AFR REP	77	82	49	YUGOSLAVIA	309	11 438	6 909
GABON	20 386	3 556	2 346	TURKEY	4	138	84
CONGO	33 306	5 903	3 563	SOVIET UNION	44	74 029	45 405
ZAIRE	14 407	3 975	2 409	POLAND	1 413	38 723	23 656
RWANDA	168	243	145	CZECHOSLOVAKIA	7	2 769	1 672
BURUNDI	315	266	158	HUNGARY	15	553	331
ANGOLA	39 236	6 653	4 077	BULGARIA	5	208	123
ETHIOPIA	1 050	266	159	NIGERIA	8	176	112
KENYA	936	282	173	SOUTH AFRICA	280	328 138	205 720
UGANDA	5 693	627	421	BOTSWANA	1	2 995	1 907
TANZANIA	11 019	1 964	1 211	USA	319	50 751	31 867
MOZAMBIQUE	17 926	1 732	1 137	CANADA	76	3 162	1 886
MADAGASCAR	240	77	51	CHILE	381	17 417	10 526
MAURITIUS	1 359	175	103	BOLIVIA	15	633	374
ZAMBIA	22 210	2 884	1 705	ARGENTINA	2	57	36
ZIMBABWE	627	455	277	SAUDI ARABIA	66	1 645	988
SOUTH AFRICA	123 688	40 294	25 228	ARAB EMIRAT	5	104	67
BOTSWANA	30 330	4 078	2 474	SINGAPORE	2	57	34
USA	2 054 522	288 096	179 691	CHINA		1 052	623
CANADA	98 260	29 753	18 456	JAPAN		3 693	2 337
MEXICO	149 833	26 868	16 693	HONG KONG	24	656	389
GUATEMALA	357	283	170	AUSTRALIA	33	1 699	1 042
HONDURAS	475	274	176	EXPORTS	17 114	964 406	598 494
COSTA RICA	165	66	43	FRANCE	627	49 616	30 185
PANAMA	13	76	50	BELGIUM LUX	397	13 801	8 504
CUBA	1 323	395	244	NETHERLANDS	621	107 553	67 043
HAITI	169	87	55	ITALY	1 657	45 215	27 952
GUADELOUPE	25 453	2 332	1 491	UNITED KINGDOM	676	54 648	33 810
ST VINCENT	117	71	44	IRELAND	3	77	48
TRINIDAD TOB	3 397	665	422	DENMARK	442	9 307	5 845
NETH ANTILL	8 603	1 315	811	GREECE	424	11 763	7 291
COLOMBIA	4 770	2 406	1 510	PORTUGAL	750	18 196	11 221
VENEZUELA	496 158	58 946	38 612	SPAIN	2 079	45 148	27 775
SURINAME	191	60	38	ICELAND	1	62	39
FRENCH GUIAN	614	91	54	NORWAY	7	537	4 695
ECUADOR	50	205	123	SWEDEN	699	18 560	11 488
PERU	9 471	2 130	1 279	FINLAND	650	9 108	5 661
BRAZIL	18 968	7 266	4 498	SWITZERLAND	1 133	77 100	49 128
CHILE	7 302	4 082	2 486	AUSTRIA	908	34 365	21 204
BOLIVIA	263	111	67	MALTA	12	576	359
PARAGUAY	576	220	142	YUGOSLAVIA	48	2 427	1 486
URUGUAY	208	93	57	TURKEY	76	2 446	1 533
ARGENTINA	10 090	3 696	2 284	SOVIET UNION	2	984	587
CYPRUS	1 439	369	227				
LEBANON	20 860	2 001	1 187				
SYRIA	88 209	14 656	8 858				

6 IMPORTS AND EXPORTS (SPECIAL TRADE) BY GROUPS OF THE SITC-REV. III AND BY COUNTRIES OF PRODUCTION AND CONSUMPTION 1990

GROUP COUNTRY	DT = 100 KG	1 000 DM	1 000 \$	GROUP COUNTRY	DT = 100 KG	1 000 DM	1 000 \$
POLAND	35	1 043	619	SOUTH KOREA	3 536	2 638	1 612
CZECHOSLOVA	81	9 507	5 968	JAPAN	13 337	17 885	11 015
HUNGARY	56	5 739	3 550	TAIWAN	2 046	2 128	1 333
ROMANIA	7	69	45	HONG KONG	830	641	409
BULGARIA	26	1 460	897	AUSTRALIA	368 150	166 820	103 749
ALGERIA	24	497	298	UNID COUNTR	474	200	120
EGYPT	128	1 077	687	EXPORTS	6 187 933	4 184 813	2 550 428
NIGERIA	6	69	43	FRANCE	834 832	586 375	362 177
SOUTH AFRICA	136	12 542	7 991	BELGIUM LUX	404 131	249 282	154 397
USA	125	187 552	117 290	NETHERLANDS	645 837	411 848	255 623
CANADA	30	10 144	6 276	ITALY	892 885	541 733	335 185
MEXICO	4	359	230	UNITD KINGDOM	522 352	369 633	229 065
BAHAMAS	1	120	73	IRELAND	20 724	16 141	9 974
COLOMBIA	1	97	61	DENMARK	158 510	105 335	65 438
PERU	29	46	30	GREECE	25 444	21 169	13 055
BRAZIL	28	11 609	7 064	PORTUGAL	75 753	47 388	29 354
CHILE	107	312	195	SPAIN	231 107	169 396	105 045
ARGENTINA	89	2 881	1 781	CANARY IS	3 015	2 279	1 406
CYPRUS	75	45	45	ICELAND	643	795	504
LEBANON	16	505	302	NORWAY	53 602	41 414	25 717
IRAQ	150	3 581	2 208	SWEDEN	240 909	154 705	95 953
IRAN	288	7 231	4 430	FINLAND	128 568	79 805	49 416
ISRAEL	214	1 153	711	SWITZERLAND	498 031	353 717	219 631
SAUDI ARABIA	5	233	139	AUSTRIA	587 874	363 071	224 467
ARAB EMIRAT	1 809	53 552	31 874	MALTA	1 434	1 221	747
PAKISTAN	30	514	303	YUGOSLAVIA	36 297	27 974	17 319
INDIA	6	310	191	TURKEY	131 931	75 208	46 901
BANGLADESH	8	51	30	SOVIET UNION	8 899	17 194	10 393
SRI LANKA	429	220	135	POLAND	7 931	8 639	5 344
THAILAND	23	10 813	6 649	CZECHOSLOVA	21 611	14 984	9 305
INDONESIA	23	656	392	HUNGARY	12 716	11 172	6 886
MALAYSIA	23	407	248	ROMANIA	2 327	5 709	3 445
SINGAPORE	1 068	31 033	18 815	BULGARIA	4 633	5 725	3 466
PHILIPPINES	11	319	196	ALBANIA	428	670	402
CHINA	24	157	103	MOROCCO	17 647	9 103	5 650
SOUTH KOREA	105	14 740	9 215	ALGERIA	8 673	6 755	4 170
JAPAN	79	63 170	39 834	TUNISIA	4 886	2 818	1 720
TAIWAN	249	2 018	1 250	LIBYA	858	908	560
HONG KONG	222	15 110	9 460	EGYPT	12 137	9 162	5 689
AUSTRALIA	12	4 120	2 502	SUDAN	148	166	100
NEW ZEALAND	12	213	131	MAURITANIA	24	54	35
682 COPPER				IVORY COAST	36	69	45
IMPORTS	9 686 092	4 802 475	2 981 102	GHANA	4 120	3 001	1 861
FRANCE	847 569	486 296	301 487	NIGERIA	10 334	8 195	5 010
BELGIUM LUX	1 385 045	738 762	457 075	RWANDA	66	211	125
NETHERLANDS	235 496	120 133	74 370	ETHIOPIA	136	125	74
ITALY	335 122	204 588	126 542	KENYA	1 189	748	464
UNITD KINGDOM	246 236	159 364	98 528	TANZANIA	135	108	69
IRELAND	1 384	1 830	1 145	ZIMBABWE	185	138	84
DENMARK	40 868	17 723	11 133	SOUTH AFRICA	19 142	20 693	12 706
GREECE	42 721	26 040	16 269	NAMIBIA	109	146	87
PORTUGAL	1 223	589	373	USA	274 898	202 684	124 992
SPAIN	73 299	44 149	27 759	CANADA	17 137	12 844	7 926
NORWAY	75 380	39 749	24 463	MEXICO	7 782	6 819	4 182
SWEDEN	146 837	88 414	54 635	GUATEMALA	96	104	63
FINLAND	152 671	93 512	57 877	EL SALVADOR	73	175	111
SWITZERLAND	162 114	128 165	79 532	NICARAGUA	102	219	128
AUSTRIA	215 155	132 116	82 128	COSTA RICA	74	108	64
YUGOSLAVIA	117 841	56 712	35 024	CUBA	841	859	538
TURKEY	7 717	4 631	2 869	HAITI	239	169	104
SOVIET UNION	673 363	279 958	176 364	BARBADOS	85	59	38
POLAND	1 200 525	505 869	315 561	COLOMBIA	1 317	991	608
CZECHOSLOVA	4 457	2 124	1 287	VENEZUELA	1 026	1 017	639
HUNGARY	90 066	34 645	21 552	SURINAME	59	55	34
BULGARIA	20 349	8 461	5 367	ECUADOR	186	178	108
ALBANIA	14 973	6 247	3 833	PERU	802	558	340
MOROCCO	212	80	54	BRAZIL	8 468	9 260	5 783
EGYPT	2 287	1 053	645	CHILE	260	398	248
ZAIRE	465 008	199 143	121 370	URUGUAY	97	116	72
KENYA	262	92	53	ARGENTINA	1 180	1 309	814
TANZANIA	1 801	728	444	CYPRUS	1 137	1 064	661
ZAMBIA	42 101	18 457	11 310	LEBANON	306	224	261
SOUTH AFRICA	329 645	143 147	89 208	SYRIA	343	411	140
NAMIBIA	37 720	17 581	10 970	IRAQ	1 204	1 511	957
BOTSWANA	54 487	23 009	14 352	IRAN	12 342	11 692	7 396
USA	196 276	131 771	81 394	ISRAEL	45 398	28 629	17 768
CANADA	195 560	84 943	52 115	JORDAN	261	346	220
MEXICO	15 188	6 262	4 167	SAUDI ARABIA	12 801	9 464	5 850
TRINIDAD TOB	170	62	41	KUWAIT	3 313	2 998	1 796
COLOMBIA	245	88	59	BAHRAIN	192	207	130
VENEZUELA	3 901	1 408	836	QATAR	201	171	112
PERU	182 107	75 976	47 691	ARAB EMIRAT	2 196	2 049	1 263
BRAZIL	40 419	17 368	10 969	OMAN	491	392	236
CHILE	1 605 086	696 107	432 566	NORTH YEMEN	1 022	630	370
ARGENTINA	709	323	212	PAKISTAN	3 296	3 020	1 851
IRAN	14 953	6 497	4 295	INDIA	9 651	10 369	6 401
ISRAEL	16 041	6 604	4 077	BANGLADESH	672	376	241
JORDAN	801	232	151	SRI LANKA	468	375	235
SAUDI ARABIA	941	355	227	MYANMAR	2 429	1 515	919
ARAB EMIRAT	201	83	54	THAILAND	5 150	4 278	2 624
INDIA	71	71	44	INDONESIA	7 464	6 738	4 116
SINGAPORE	199	84	48	MALAYSIA	15 301	9 245	5 737
CHINA	799	512	308	SINGAPORE	22 177	22 023	13 624
				PHILIPPINES	1 100	1 410	900
				CHINA	1 715	4 155	2 561

6 IMPORTS AND EXPORTS (SPECIAL TRADE) BY GROUPS OF THE SITC-REV. III AND BY COUNTRIES OF PRODUCTION AND CONSUMPTION 1990

GROUP COUNTRY	DT = 100 KG	1 000 DM	1 000 \$	GROUP COUNTRY	DT = 100 KG	1 000 DM	1 000 \$
NORTH KOREA	119	161	96	SYRIA	51	122	81
SOUTH KOREA	5 889	7 842	4 842	IRAQ	2 940	10 819	6 454
JAPAN	5 481	5 957	3 628	IRAN	221	1 102	688
TAIWAN	32 284	22 602	13 843	ISRAEL	827	1 879	1 177
HONG KONG	37 752	33 174	20 277	JORDAN	7	55	35
AUSTRALIA	7 878	7 547	4 766	SAUDI ARABIA	142	568	351
NEW ZEALAND	435	634	389	ARAB EMIRAT	73	233	141
				PAKISTAN	81	1 030	654
683 NICKEL				INDIA	2 842	5 557	3 442
IMPORTS	650 194	1 062 757	659 562	THAILAND	22	196	123
FRANCE	66 520	135 497	83 650	INDONESIA	419	1 083	669
BELGIUM LUX	2 008	4 268	2 588	SINGAPORE	295	1 052	638
NETHERLANDS	1 146	3 554	2 186	PHILIPPINES	44	167	107
ITALY	918	2 379	1 481	CHINA	63	111	73
UNITED KINGDOM	63 466	125 644	77 773	NORTH KOREA	357	1 452	917
IRELAND	507	1 656	1 019	SOUTH KOREA	392	2 474	1 511
DENMARK	10	113	70	JAPAN	3 142	8 987	5 546
GREECE	50	82	52	TAIWAN	583	1 597	998
SPAIN	40	274	173	HONG KONG	896	1 905	1 196
NORWAY	84 430	124 021	77 272	AUSTRALIA	1 731	5 267	3 293
SWEDEN	3 400	10 693	6 582	NEW ZEALAND	41	133	80
FINLAND	15 297	21 827	13 418	684 ALUMINIUM			
SWITZERLAND	491	2 281	1 403	IMPORTS	14 552 002	6 079 771	3 767 532
AUSTRIA	1 939	5 320	3 296	FRANCE	1 458 192	774 756	481 075
YUGOSLAVIA	168	205	136	BELGIUM LUX	973 545	440 100	273 103
TURKEY	282	427	265	NETHERLANDS	1 395 736	703 984	436 512
SOVIET UNION	239 882	343 429	214 554	ITALY	602 233	321 891	198 587
POLAND	2 456	3 819	2 385	UNITED KINGDOM	1 073 899	406 214	251 667
HUNGARY	3 598	7 307	4 493	IRELAND	7 927	6 836	4 244
BULGARIA	790	1 029	690	DENMARK	199 587	99 541	62 010
ALBANIA	1 265	1 917	1 150	GREECE	162 887	78 849	48 884
ALGERIA	592	839	505	PORTUGAL	1 543	573	342
CENT AFR REP	240	280	166	SPAIN	351 900	124 313	76 764
ZIMBABWE	21 721	31 288	19 294	ICELAND	309 624	101 761	62 938
SOUTH AFRICA	32 773	46 470	28 691	NORWAY	2 716 124	861 448	534 769
USA	12 264	45 385	27 921	SWEDEN	343 747	128 390	79 495
CANADA	45 095	69 978	43 192	FINLAND	68 927	25 424	15 635
BRAZIL	3 144	7 490	4 711	SWITZERLAND	571 500	383 361	236 975
CYPRUS	50	92	60	AUSTRIA	701 883	424 796	263 771
BAHRAIN	75	105	71	YUGOSLAVIA	228 351	85 946	53 130
PHILIPPINES	480	604	354	TURKEY	95 877	44 086	27 139
SOUTH KOREA	820	2 309	1 358	SOVIET UNION	124 618	36 976	22 888
JAPAN	507	1 613	983	POLAND	7 324	3 055	1 910
TAIWAN	960	1 337	851	CZECHOSLOVA	31 782	8 191	5 039
AUSTRALIA	42 559	58 850	36 539	HUNGARY	182 121	63 387	39 771
AMER OCEANIA	200	282	172	ROMANIA	33 840	10 712	6 587
EXPORTS	196 193	518 563	320 119	BULGARIA	138	103	61
FRANCE	63 784	146 706	90 115	EGYPT	118 086	36 696	22 814
BELGIUM LUX	6 942	17 937	11 028	SIERRA LEONE	400	102	61
NETHERLANDS	19 370	36 694	22 736	GHANA	898 230	267 422	165 480
ITALY	11 427	36 693	22 586	CAMEROON	86 338	26 803	16 760
UNITED KINGDOM	16 336	46 814	28 873	BURUNDI	250	63	41
IRELAND	1 758	3 902	2 436	SOUTH AFRICA	39 486	14 236	8 980
DENMARK	748	3 271	2 032	USA	167 553	80 194	49 467
GREECE	163	510	312	CANADA	246 761	71 647	44 872
PORTUGAL	385	1 144	708	MEXICO	845	748	465
SPAIN	2 718	7 949	4 917	PANAMA	366	58	35
NORWAY	615	2 739	1 705	COLOMBIA	7 865	3 056	1 793
SWEDEN	1 757	6 248	3 913	VENEZUELA	310 341	95 274	57 963
FINLAND	7 287	1 450	881	SURINAME	147 341	44 113	26 953
SWITZERLAND	7 618	24 373	15 029	ECUADOR	216	60	40
AUSTRIA	7 568	18 609	11 491	BRAZIL	610 610	186 878	115 097
MALTA	59	408	248	ARGENTINA	148 990	49 680	30 840
YUGOSLAVIA	2 471	7 108	4 456	LEBANON	182	87	52
TURKEY	350	1 496	929	ISRAEL	42 434	20 679	12 924
SOVIET UNION	26	338	217	SAUDI ARABIA	1 094	553	344
POLAND	172	1 134	690	BAHRAIN	23 054	9 008	5 634
CZECHOSLOVA	543	1 783	1 109	ARAB EMIRAT	717	206	134
HUNGARY	1 258	6 183	3 830	INDIA	1 946	757	475
ROMANIA	651	2 150	1 369	THAILAND	444	235	146
BULGARIA	107	564	340	MALAYSIA	398	148	93
MOROCCO	39	152	94	SINGAPORE	810	686	418
TUNISIA	56	161	96	CHINA	235	95	60
LIBYA	105	623	379	SOUTH KOREA	101	127	75
EGYPT	134	708	441	JAPAN	58 778	33 676	21 094
REUNION	3	76	46	TAIWAN	2 797	864	539
SOUTH AFRICA	798	2 688	1 649	HONG KONG	1 103	452	300
USA	27 723	73 975	45 898	AUSTRALIA	375	131	77
CANADA	1 987	6 006	3 808	NEW ZEALAND	118	138	80
MEXICO	1 267	4 021	2 543	UNIT COUNTRY	165	56	34
GUATEMALA	34	80	49	EXPORTS	9 350 771	5 465 970	3 387 326
COSTA RICA	3	50	32	FRANCE	1 594 843	938 410	580 398
CUBA	61	1 070	699	BELGIUM LUX	729 071	391 830	243 655
DOMINIC REP	5	127	76	NETHERLANDS	849 024	511 279	317 281
JAMAICA	51	143	87	ITALY	1 019 872	530 488	327 280
COLOMBIA	152	504	307	UNITED KINGDOM	1 179 906	706 013	438 827
VENEZUELA	111	420	268	IRELAND	56 901	30 962	19 270
ECUADOR	21	75	45	DENMARK	239 185	162 735	101 018
PERU	232	675	403	GREECE	74 034	42 730	26 414
BRAZIL	621	2 728	1 674	PORTUGAL	46 571	35 261	21 926
CHILE	58	397	239	SPAIN	193 557	145 610	90 094
ARGENTINA	165	881	539	CANARY IS	3 353	3 732	2 305
CYPRUS	178	258	155				

6 IMPORTS AND EXPORTS (SPECIAL TRADE) BY GROUPS OF THE SITC-REV. III AND BY COUNTRIES OF PRODUCTION AND CONSUMPTION 1990

GROUP COUNTRY	DT = 100 KG	1 000 DM	1 000 \$	GROUP COUNTRY	DT = 100 KG	1 000 DM	1 000 \$
ICELAND	1 063	1 288	799	VIETNAM	31	52	33
NORWAY	45 545	35 345	22 024	INDONESIA	9 626	8 256	5 104
SWEDEN	270 838	165 028	102 465	MALAYSIA	13 959	10 454	6 450
FINLAND	118 884	73 712	45 247	SINGAPORE	28 851	16 962	10 608
SWITZERLAND	698 293	393 952	243 680	PHILIPPINES	5 142	3 509	2 150
AUSTRIA	1 002 454	443 085	274 832	CHINA	10 502	8 097	5 001
ANDORRA	733	519	323	SOUTH KOREA	66 264	40 100	24 898
MALTA	489	720	452	JAPAN	113 750	50 187	31 653
YUGOSLAVIA	41 642	31 503	19 568	TAIWAN	38 096	31 095	19 371
TURKEY	50 493	27 727	17 252	HONG KONG	29 073	14 804	9 324
SOVIET UNION	5 527	4 881	2 944	AUSTRALIA	20 564	19 449	11 954
POLAND	8 512	6 463	4 045	NEW ZEALAND	4 358	3 213	2 087
CZECHOSLOVA	2 367	3 368	2 080				
HUNGARY	3 886	4 170	2 602	685 LEAD			
ROMANIA	464	817	495				
BULGARIA	8 200	6 710	4 147	IMPORTS	1 475 037	218 142	135 260
ALBANIA	276	325	211				
MOROCCO	11 201	6 611	4 068	FRANCE	172 808	24 738	15 385
ALGERIA	24 257	10 932	6 588	BELGIUM LUX	226 456	33 773	20 954
TUNISIA	2 121	1 727	1 058	NETHERLANDS	134 875	20 690	12 800
LIBYA	2 988	4 001	2 424	ITALY	4 454	1 416	858
EGYPT	6 562	5 796	3 583	UNT D KINGDOM	535 351	87 324	53 977
SUDAN	524	604	364	DENMARK	6 328	862	525
MAURITANIA	1 000	362	225	SPAIN	27 457	3 744	2 235
SENEGAL	636	970	610	NORWAY	2 253	289	171
IVORY COAST	959	1 332	803	SWEDEN	145 884	20 237	12 555
GHANA	109	142	85	SWITZERLAND	921	157	96
TOGO	96	229	139	AUSTRIA	2 059	349	208
NIGERIA	6 748	4 000	2 504	YUGOSLAVIA	1 705	249	151
CAMEROON	1 073	5 705	3 507	SOVIET UNION	104 943	10 074	6 593
CENT AFR REP	173	308	196	POLAND	61 833	7 164	4 441
GABON	130	261	164	CZECHOSLOVA	10 295	1 499	900
CONGO	73	215	131	KENYA	125	84	54
ZAIRE	224	431	270	USA	1 304	699	433
RWANDA	148	671	404	CANADA	3 852	471	298
BURUNDI	375	203	129	MEXICO	25 705	3 477	2 105
ANGOLA	136	121	75	PERU	3 157	457	274
ETHIOPIA	119	164	98	LEBANON	1 095	146	88
KENYA	314	567	353	JORDAN	464	55	36
TANZANIA	296	190	114	AUSTRALIA	744	77	51
SEYCHELLES	8	69	42				
MOZAMBIQUE	188	102	60	EXPORTS	859 422	157 222	97 392
MADAGASCAR	208	332	206				
REUNION	217	295	178	FRANCE	197 327	28 999	18 109
MAURITIUS	768	549	352	BELGIUM LUX	86 362	17 878	11 141
ZIMBABWE	782	528	324	NETHERLANDS	81 057	15 208	9 289
MALAWI	159	98	58	ITALY	112 775	18 422	11 410
SOUTH AFRICA	18 407	14 544	8 989	UNT D KINGDOM	28 813	9 285	5 738
LESOTHO	89	72	48	IRELAND	2 222	523	314
USA	299 447	222 355	137 410	DENMARK	64 294	12 767	7 932
CANADA	39 131	29 263	18 103	GREECE	9 489	1 758	1 102
MEXICO	14 437	12 340	7 577	PORTUGAL	687	425	261
GUATEMALA	1 709	1 090	648	SPAIN	8 149	2 904	1 780
EL SALVADOR	3 733	2 953	1 848	NORWAY	4 703	976	608
NICARAGUA	95	90	57	SWEDEN	9 332	2 501	1 559
COSTA RICA	618	649	400	FINLAND	11 094	1 890	1 173
PANAMA	442	843	514	SWITZERLAND	24 175	4 755	2 948
CUBA	26	50	32	AUSTRIA	157 807	24 631	15 195
BAHAMAS	19	101	64	YUGOSLAVIA	8 915	1 556	969
DOMINIC REP	565	738	443	TURKEY	11 780	2 153	1 373
GUADELOUPE	567	678	415	POLAND	188	72	46
MARTINIQUE	774	1 104	705	CZECHOSLOVA	15 425	2 476	1 481
JAMAICA	750	646	408	HUNGARY	472	160	97
ST VINCENT	95	62	37	ALBANIA	885	144	88
TRINIDAD TOB	53	80	51	MOROCCO	123	127	73
ARUBA	79	150	100	SUDAN	4 354	896	571
NETH ANTILL	42	55	36	NIGERIA	115	103	61
COLOMBIA	3 148	2 144	1 347	ETHIOPIA	6 032	1 111	663
VENEZUELA	41 931	22 036	13 809	TANZANIA	593	86	55
ECUADOR	4 797	3 714	2 270	SOUTH AFRICA	98	56	35
PERU	557	678	408	USA	3 132	2 016	1 249
BRAZIL	27 446	21 675	13 585	PANAMA	263	77	47
CHILE	8 959	5 764	3 586	DOMINIC REP	53	60	38
BOLIVIA	23	51	30	COLOMBIA	61	62	38
PARAGUAY	163	534	327	VENEZUELA	168	60	37
URUGUAY	101	130	79	SURINAME	296	83	50
ARGENTINA	1 105	1 585	1 000	BRAZIL	12	67	43
CYPRUS	1 134	1 171	711	LEBANON	183	48	31
LEBANON	1 626	1 376	839	IRAN	1 056	229	149
SYRIA	1 893	1 705	1 063	ISRAEL	1 455	287	178
IRAQ	7 555	6 205	3 727	SAUDI ARABIA	1 362	289	172
IRAN	38 750	36 703	23 163	ARAB EMIRAT	759	147	86
ISRAEL	21 583	19 040	11 789	INDONESIA	611	163	101
JORDAN	462	591	363	SINGAPORE	410	789	490
SAUDI ARABIA	104 192	65 243	40 120	JAPAN	906	217	138
KUWAIT	1 330	1 639	991	TAIWAN	78	56	33
BAHRAIN	174	260	159	HONG KONG	166		
QATAR	210	177	111				
ARAB EMIRAT	2 742	2 609	1 609	686 ZINC			
OMAN	220	293	174				
PAKISTAN	12 922	9 171	5 686	IMPORTS	2 914 187	795 989	493 077
INDIA	25 556	11 068	6 764				
BANGLADESH	336	262	161	FRANCE	385 368	121 491	75 078
SRI LANKA	293	255	157	BELGIUM LUX	816 769	220 598	136 953
NEPAL	41	72	45	NETHERLANDS	557 284	148 295	92 405
MYANMAR	207	520	310	ITALY	40 707	15 421	9 524
THAILAND	11 107	8 692	5 433	UNT D KINGDOM	22 268	5 319	3 393

6 IMPORTS AND EXPORTS (SPECIAL TRADE) BY GROUPS OF THE SITC-REV. III AND BY COUNTRIES OF PRODUCTION AND CONSUMPTION 1990

GROUP COUNTRY	DT = 100 KG	1 000 DM	1 000 \$	GROUP COUNTRY	DT = 100 KG	1 000 DM	1 000 \$
DENMARK	1 557	385	236	PORTUGAL	13	55	34
SPAIN	353 329	89 782	55 486	SWITZERLAND	494	581	348
NORWAY	320 570	78 201	48 414	AUSTRIA	158	198	125
SWEDEN	1 391	339	202	ANDORRA	110	254	156
FINLAND	215 885	56 422	34 868	MAURITANIA	50	56	33
SWITZERLAND	1 363	363	223	ZIMBABWE	853	916	575
AUSTRIA	5 670	2 324	1 423	SOUTH AFRICA	404	473	289
YUGOSLAVIA	45 331	16 670	10 266	USA	521	675	412
TURKEY	1 493	388	255	BRAZIL	78 507	91 235	55 916
POLAND	17 804	4 089	2 471	CHILE	151	157	97
ALBANIA	3 244	734	436	BOLIVIA	2 794	1 947	1 250
ALGERIA	18 142	5 127	3 077	ARGENTINA	50	53	31
IVORY COAST	200	50	31	MYANMAR	249	268	160
NIGERIA	1 119	191	117	THAILAND	17 767	20 316	12 465
ZAIRE	44 578	11 933	7 342	INDONESIA	11 706	12 442	7 963
ZAMBIA	753	195	117	MALAYSIA	19 370	22 251	13 648
SOUTH AFRICA	505	132	83	SINGAPORE	21 943	24 883	15 108
USA	22 255	7 469	4 553	PHILIPPINES	150	167	99
CANADA	23 616	6 542	3 994	CHINA	6 709	8 241	5 015
MEXICO	253	65	39	JAPAN	224	357	216
ECUADOR	200	68	41	HONG KONG	951	1 005	615
PERU	491	128	76	AUSTRALIA	514	529	315
BRAZIL	5 391	1 556	927				
ARGENTINA	5 096	1 356	816	EXPORTS	40 597	49 546	30 515
SINGAPORE	1 100	94	60				
CHINA	1 000	188	126	FRANCE	1 899	2 812	1 741
EXPORTS	1 267 247	396 524	244 184	BELGIUM LUX	2 957	3 926	2 429
FRANCE	417 382	121 594	75 090	NETHERLANDS	2 922	3 077	1 901
BELGIUM LUX	111 404	33 005	20 357	ITALY	3 146	4 162	2 573
NETHERLANDS	106 885	33 736	20 876	UNITD KINGDOM	6 322	5 915	3 638
ITALY	141 175	42 667	26 205	IRELAND	93	131	80
UNITD KINGDOM	140 025	39 334	23 718	DENMARK	729	720	439
IRELAND	1 732	619	381	GREECE	327	634	395
DENMARK	17 974	6 891	4 316	PORTUGAL	612	846	512
GREECE	8 476	2 454	1 541	SPAIN	1 294	1 551	954
PORTUGAL	22 530	7 177	4 418	NORWAY	471	751	457
SPAIN	14 769	6 180	3 787	SWEDEN	3 528	3 449	2 136
ICELAND	313	110	67	FINLAND	705	1 280	790
NORWAY	1 776	887	550	SWITZERLAND	2 781	3 329	2 066
SWEDEN	5 320	2 089	1 295	AUSTRIA	5 036	6 719	4 124
FINLAND	2 494	1 054	636	ANDORRA	100	110	68
SWITZERLAND	77 486	29 907	18 537	YUGOSLAVIA	2 712	3 227	1 981
AUSTRIA	82 839	29 572	18 238	TURKEY	142	162	105
MALTA	310	90	56	POLAND	46	69	41
YUGOSLAVIA	17 795	5 618	3 476	HUNGARY	201	255	158
TURKEY	13 423	3 972	2 403	ALBANIA	461	563	358
SOVIET UNION	99	100	60	TUNISIA	99	157	100
CZECHOSLOVAKIA	7 405	2 015	1 335	ANGOLA	47	127	77
HUNGARY	2 378	810	518	TANZANIA	50	59	37
ROMANIA	1 352	356	223	SOUTH AFRICA	59	121	74
BULGARIA	34	164	99	SWAZILAND	60	133	83
MOROCCO	613	148	93	USA	231	520	323
TUNISIA	105	51	31	BRAZIL	21	74	46
LIBYA	19 504	6 089	3 639	IRAN	134	268	173
EGYPT	1 342	458	284	ISRAEL	141	179	110
GHANA	131	49	32	PAKISTAN	60	78	48
TOGO	492	149	91	INDIA	2 305	2 911	1 744
NIGERIA	1 569	518	321	MYANMAR	17	99	59
ANGOLA	174	51	32	SINGAPORE	152	371	226
UGANDA	216	65	43	SOUTH KOREA	23	67	41
SOUTH AFRICA	736	252	158	AUSTRALIA	60	142	86
USA	16 628	5 132	3 098	NEW ZEALAND	20	52	32
CANADA	1 278	637	394	689 MISC. NON-FERR. BASE METAL			
VENEZUELA	2 160	891	552	IMPORTS	552 785	474 673	293 558
BRAZIL	190	186	126	FRANCE	45 073	33 428	20 583
CHILE	232	95	56	BELGIUM LUX	23 270	18 930	11 639
IRAQ	82	109	64	NETHERLANDS	12 338	10 494	6 523
IRAN	2 375	672	398	ITALY	26 701	15 815	9 736
ISRAEL	9 388	2 773	1 693	UNITD KINGDOM	12 747	20 919	13 033
SAUDI ARABIA	395	142	88	DENMARK	948	703	425
KUWAIT	451	128	77	GREECE	232	55	33
QATAR	470	174	105	PORTUGAL	166	65	40
ARAB EMIRAT	312	124	77	SPAIN	438	406	251
INDIA	1 022	323	204	NORWAY	104 845	60 598	37 301
MYANMAR	342	166	106	SWEDEN	10 137	6 645	4 096
THAILAND	2 111	823	519	FINLAND	1 893	2 165	1 358
MALAYSIA	161	66	40	SWITZERLAND	1 725	4 551	2 822
SINGAPORE	346	149	94	AUSTRIA	17 501	41 458	25 496
SOUTH KOREA	51	66	40	YUGOSLAVIA	22 021	10 967	6 817
JAPAN	3 497	2 678	1 688	TURKEY	2 423	926	558
TAIWAN	1 207	585	366	POLAND	7 862	1 220	778
HONG KONG	2 680	1 472	916	CZECHOSLOVAKIA	438	223	138
AUSTRALIA	635	337	216	HUNGARY	1 149	879	544
NEW ZEALAND	338	162	103	ROMANIA	42	134	88
				BULGARIA	263	194	114
				SUDAN	45	274	162
				NIGERIA	1 098	246	148
				ZAIRE	13 842	48 702	30 147
				ZAMBIA	2 987	8 580	5 297
				SOUTH AFRICA	24 674	10 391	6 428
				USA	85 631	71 579	44 481
				CANADA	4 406	5 588	3 454
				MEXICO	384	440	278
				EL SALVADOR	3	66	40
687 TIN							
IMPORTS	213 803	246 726	151 777				
FRANCE	384	480	293				
BELGIUM LUX	8 069	7 892	4 871				
NETHERLANDS	21 380	28 448	17 570				
ITALY	1 283	476	289				
UNITD KINGDOM	18 724	22 089	13 710				
DENMARK	63	81	52				

6 IMPORTS AND EXPORTS (SPECIAL TRADE) BY GROUPS OF THE SITC-REV. III AND BY COUNTRIES OF PRODUCTION AND CONSUMPTION 1990

GROUP COUNTRY	DT = 100 KG	1 000 DM	1 000 \$	GROUP COUNTRY	DT = 100 KG	1 000 DM	1 000 \$
NICARAGUA	240	144	85	ARGENTINA	2 831	449	294
PERU	1 497	1 852	1 139	ISRAEL	16 183	6 555	4 323
BRAZIL	53	361	231	ARAB EMIRAT	3 362	815	522
ISRAEL	448	296	180	INDIA	607	156	93
PAKISTAN	201	134	85	CHINA	122	56	44
CHINA	57 899	16 360	10 266	SOUTH KOREA	53	61	37
NORTH KOREA	60	179	105	JAPAN	1 533	2 065	1 285
SOUTH KOREA	232	666	392	TAIWAN	698	448	278
JAPAN	16 811	30 886	19 144	EXPORTS	5 757 253	2 954 788	1 834 102
TAIWAN	235	716	430	FRANCE	1 253 484	499 887	309 529
HONG KONG	2 951	1 031	639	BELGIUM LUX	552 380	246 295	153 443
EXPORTS	108 250	210 931	130 747	NETHERLANDS	889 148	373 048	231 977
FRANCE	11 539	21 777	13 466	ITALY	173 089	117 938	72 821
BELGIUM LUX	7 749	10 379	6 417	UNITD KINGDOM	394 028	242 019	150 395
NETHERLANDS	16 517	21 087	13 167	IRELAND	6 369	4 315	2 667
ITALY	6 985	7 161	4 376	DENMARK	243 222	104 320	65 232
UNITD KINGDOM	20 451	36 164	22 532	GREECE	38 126	25 136	15 434
IRELAND	35	275	163	PORTUGAL	21 870	15 089	9 601
DENMARK	102	415	256	SPAIN	200 890	92 928	57 471
GREECE	200	1 385	843	CANARY IS	7 074	5 753	3 640
PORTUGAL	75	438	268	ICELAND	5 196	4 223	2 630
SPAIN	1 821	3 660	2 249	NORWAY	86 494	36 632	22 808
NORWAY	1 404	803	506	SWEDEN	92 170	57 330	35 410
SWEDEN	9 878	8 664	5 371	FINLAND	48 155	24 846	15 360
FINLAND	166	702	435	SWITZERLAND	663 633	382 304	237 525
SWITZERLAND	1 257	6 983	4 304	AUSTRIA	438 752	228 966	142 464
AUSTRIA	11 476	17 536	10 877	ANDORRA	663	1 167	694
YUGOSLAVIA	596	1 174	722	GIBRALTAR	343	222	141
TURKEY	406	842	518	MALTA	1 445	697	427
POLAND	78	486	295	YUGOSLAVIA	12 548	8 589	5 409
CZECHOSLOVA	347	1 918	1 190	TURKEY	72 142	27 197	17 200
HUNGARY	315	1 414	872	SOVIET UNION	39 597	17 649	10 754
ROMANIA	105	662	410	POLAND	18 641	11 312	7 150
BULGARIA	74	611	394	CZECHOSLOVA	15 425	13 458	8 481
ALGERIA	12	132	78	HUNGARY	16 397	13 101	8 226
TOGO	40	143	92	ROMANIA	124	89	57
SOUTH AFRICA	378	1 760	1 071	BULGARIA	3 928	2 692	1 620
USA	6 143	27 292	16 942	MOROCCO	2 189	759	474
CANADA	155	850	536	ALGERIA	6 344	6 530	4 005
MEXICO	43	678	423	TUNISIA	2 276	1 102	657
CUBA	26	93	62	LIBYA	24 594	15 202	9 305
VENEZUELA	508	231	139	EGYPT	6 124	3 226	1 962
BRAZIL	64	467	292	SUDAN	1 060	228	146
CHILE	6	56	32	NIGER	36	129	78
ARGENTINA	17	166	100	SENEGAL	2 178	1 052	634
SYRIA	10	97	62	GUINEA	3 000	2 550	1 559
IRAQ	121	323	194	SIERRA LEONE	66	58	36
IRAN	76	934	571	IVORY COAST	1 352	330	196
ISRAEL	141	628	387	GHANA	967	691	422
SAUDI ARABIA	10	80	50	TOGO	525	469	286
BAHRAIN	2 111	960	597	BENIN	173	108	69
INDIA	551	2 499	1 537	NIGERIA	18 268	9 580	6 071
THAILAND	32	175	109	CAMEROON	5 276	2 255	1 424
SINGAPORE	42	153	93	CENT AFR REP	1 561	475	285
CHINA	22	194	118	S TOME PRINC	987	1 482	994
NORTH KOREA	4	339	222	GABON	401	298	181
SOUTH KOREA	171	1 188	755	ZAIRE	2 006	1 206	753
JAPAN	4 790	22 887	14 144	RWANDA	286	168	102
TAIWAN	660	3 071	1 896	BURUNDI	2 646	1 342	797
HONG KONG	2	60	39	ETHIOPIA	145	78	50
AUSTRALIA	74	373	234	SOMALIA	110	329	220
NEW ZEALAND	403	191	113	KENYA	2 258	872	572
691 METALLIC STRUCTURES NES				UGANDA	207	119	72
IMPORTS	5 202 221	1 758 379	1 098 106	TANZANIA	805	176	110
FRANCE	764 789	232 504	144 544	MADAGASCAR	34	58	38
BELGIUM LUX	622 662	197 323	122 998	REUNION	832	130	77
NETHERLANDS -	1 300 848	371 146	231 849	MAURITIUS	404	313	191
ITALY	294 958	118 549	74 386	ZAMBIA	526	58	42
UNITD KINGDOM	112 355	60 748	37 911	SOUTH AFRICA	6 820	15 591	9 306
IRELAND	3 393	3 964	2 477	NAMIBIA	137	163	99
DENMARK	343 477	162 903	103 008	USA	47 661	44 059	27 318
GREECE	1 978	546	345	CANADA	23 301	13 184	8 028
PORTUGAL	168	132	78	MEXICO	3 676	2 927	1 868
SPAIN	12 718	5 992	3 726	BERMUDA	33	85	54
NORWAY	13 879	10 353	6 360	GUATEMALA	180	232	146
SWEDEN	65 034	30 362	18 810	HONDURAS	434	496	300
FINLAND	29 772	14 313	9 164	COSTA RICA	187	125	77
SWITZERLAND	281 342	154 005	95 753	CUBA	362	126	75
AUSTRIA	628 879	251 546	156 448	HAITI	219	122	72
YUGOSLAVIA	87 108	22 804	13 957	BAHAMAS	33	79	50
TURKEY	1 988	1 501	897	DOMINIC REP	81	105	64
SOVIET UNION	9 067	518	334	GUADELOUPE	1 560	553	332
POLAND	408 843	57 012	35 826	DOMINICA	280	1 004	612
CZECHOSLOVA	91 252	16 170	10 250	MARTINIQUE	3 610	767	471
HUNGARY	63 965	19 205	12 015	ST VINCENT	144	140	83
ROMANIA	6 415	1 489	884	NETH ANTILL	187	109	66
GHANA	270	119	76	COLOMBIA	677	953	578
SOUTH AFRICA	5 374	714	436	VENEZUELA	2 936	10 090	5 975
USA	14 075	9 542	5 910	FRENCH GUIAN	11 975	17 709	11 725
CANADA	2 780	1 865	1 228	PERU	125	125	79
MEXICO	10	53	34	BRAZIL	273	437	265
BRAZIL	8 745	2 245	1 438	CHILE	23 585	6 311	3 891
				BOLIVIA	218	106	65
				PARAGUAY	113	303	202
				ARGENTINA	35	128	85

6 IMPORTS AND EXPORTS (SPECIAL TRADE) BY GROUPS OF THE SITC-REV. III AND BY COUNTRIES OF PRODUCTION AND CONSUMPTION 1990

GROUP COUNTRY	DT = 100 KG	1 000 DM	1 000 \$	GROUP COUNTRY	DT = 100 KG	1 000 DM	1 000 \$
CYPRUS	956	821	520	AUSTRIA	261 440	142 786	88 589
LEBANON	32	82	55	MALTA	45	58	36
SYRIA	799	3 015	1 916	YUGOSLAVIA	16 198	9 422	5 842
IRAQ	21 564	13 299	7 986	TURKEY	4 020	4 048	2 511
IRAN	7 800	7 131	4 352	SOVIET UNION	15 098	8 876	5 485
ISRAEL	9 684	10 362	6 321	POLAND	11 147	4 328	2 724
JORDAN	65	72	45	CZECHOSLOVA	4 268	3 283	2 045
SAUDI ARABIA	19 080	23 040	14 041	HUNGARY	9 796	5 508	3 424
KUWAIT	10 777	3 886	2 327	ROMANIA	50	190	116
BAHRAIN	2 974	1 439	895	BULGARIA	2 721	1 780	1 106
QATAR	415	488	298	MOROCCO	1 633	1 144	700
ARAB EMIRAT	6 249	4 609	2 816	ALGERIA	1 642	1 672	1 044
OMAN	470	179	110	TUNISIA	1 583	667	404
NORTH YEMEN	40	66	39	LIBYA	20 954	12 093	7 369
SOUTH YEMEN	4 057	560	360	EGYPT	4 721	4 905	3 040
PAKISTAN	1 560	1 233	775	SUDAN	453	135	86
INDIA	5 195	5 849	3 640	MALI	176	47	31
SRI LANKA	131	322	203	BURKINA FASO	59	204	130
NEPAL	219	595	394	CAPE VERDE	285	528	347
MYANMAR	30	121	71	SENEGAL	130	89	52
THAILAND	6 419	4 159	2 667	GUINEA	2 132	490	325
INDONESIA	7 969	3 932	2 447	SIERRA LEONE	296	462	290
MALAYSIA	2 191	1 855	1 180	GHANA	2 585	563	349
BRUNEI	169	143	94	TOGO	177	207	127
SINGAPORE	21 351	37 255	22 514	NIGERIA	4 090	2 234	1 386
PHILIPPINES	402	246	153	CAMEROON	193	130	81
MONGOLIA	470	538	329	ZAIRE	66	99	62
CHINA	7 666	8 070	4 908	ANGOLA	224	411	269
SOUTH KOREA	16 735	18 881	12 017	ETHIOPIA	1 941	555	338
JAPAN	18 110	21 076	13 053	KENYA	173	252	156
TAIWAN	21 460	21 229	13 193	UGANDA	540	219	132
HONG KONG	12 560	18 918	11 777	TANZANIA	987	1 351	812
AUSTRALIA	34 474	14 855	9 134	MAURITIUS	421	575	352
PAPUA NEW G	401	65	39	ZAMBIA	168	99	59
NEW ZEALAND	323	314	190	ZIMBABWE	406	217	141
AMER OCEANIA	518	315	193	SOUTH AFRICA	13 551	20 533	12 374
NEW CALEDON	366	447	271	USA	20 901	46 383	28 546
FIJI	559	106	64	CANADA	14 848	17 798	11 392
				MEXICO	1 977	3 211	1 928
692 CONTAINERS, STORAGE, TRNSP				GUATEMALA	1 227	4 789	2 857
IMPORTS	1 306 562	679 926	425 279	HONDURAS	584	1 217	726
FRANCE	154 099	76 213	47 760	EL SALVADOR	58	176	112
BELGIUM LUX	326 518	102 351	63 748	HAITI	119	111	69
NETHERLANDS	119 627	95 925	59 639	BAHAMAS	479	455	287
ITALY	87 034	67 015	41 923	DOMINIC REP	33	84	52
UNIT KINGDOM	150 541	74 049	46 983	MARTINIQUE	981	239	151
IRELAND	863	850	529	JAMAICA	292	485	292
DENMARK	31 278	21 993	13 717	ST LUCIA	130	127	75
GREECE	137	90	54	ST VINCENT	311	371	221
PORTUGAL	586	386	247	BARBADOS	201	150	89
SPAIN	6 935	4 087	2 574	COLOMBIA	84	167	99
NORWAY	1 763	2 662	1 690	VENEZUELA	548	568	356
SWEDEN	34 772	32 836	20 871	SURINAME	48	76	45
FINLAND	1 596	2 445	1 551	PERU	277	251	151
SWITZERLAND	68 548	48 773	30 334	BRAZIL	3 071	1 846	1 167
AUSTRIA	125 348	78 731	48 696	CHILE	2 933	2 325	1 461
YUGOSLAVIA	40 101	11 975	7 478	BOLIVIA	83	272	169
TURKEY	2 561	978	620	PARAGUAY	146	84	48
SOVIET UNION	2 664	486	301	URUGUAY	72	68	43
POLAND	34 786	8 126	5 058	ARGENTINA	313	420	261
CZECHOSLOVA	25 541	5 244	3 311	CYPRUS	446	607	375
HUNGARY	37 731	12 588	7 882	LEBANON	1 002	1 373	231
ROMANIA	2 566	338	207	SYRIA	792	1 532	958
BULGARIA	11 802	2 034	1 269	IRAQ	3 564	6 291	3 751
SUDAN	452	58	34	IRAN	4 252	7 044	4 522
NIGERIA	992	58	38	ISRAEL	2 879	1 963	1 220
ETHIOPIA	1 131	59	40	JORDAN	565	414	254
USA	30 098	24 982	15 825	SAUDI ARABIA	2 306	1 512	912
CANADA	139	123	78	KUWAIT	685	487	291
THAILAND	82	78	48	BAHRAIN	185	318	198
SINGAPORE	162	79	48	QATAR	46	49	31
CHINA	1 262	422	263	ARAB EMIRAT	1 579	1 794	1 106
SOUTH KOREA	81	671	450	OMAN	37	63	39
JAPAN	368	1 147	711	NORTH YEMEN	332	431	266
TAIWAN	1 236	1 096	686	PAKISTAN	1 508	1 006	633
HONG KONG	871	715	450	INDIA	764	1 339	833
EXPORTS	2 405 043	1 458 169	902 755	BANGLADESH	115	201	127
FRANCE	346 502	207 387	127 752	SRI LANKA	62	66	41
BELGIUM LUX	296 977	142 693	88 532	NEPAL	282	766	468
NETHERLANDS	690 717	308 817	191 297	MYANMAR	538	216	129
ITALY	43 249	36 933	22 828	THAILAND	4 152	8 560	5 454
UNIT KINGDOM	156 428	111 044	68 748	VIETNAM	17	78	47
IRELAND	18 786	17 607	10 985	INDONESIA	2 070	3 301	2 079
DENMARK	94 544	53 041	32 994	MALAYSIA	1 821	2 028	1 286
GREECE	9 321	9 600	5 783	SINGAPORE	629	1 972	1 240
PORTUGAL	6 206	3 985	2 508	PHILIPPINES	125	215	128
SPAIN	47 605	34 418	21 304	CHINA	3 723	2 731	1 701
CANARY IS	770	1 195	786	NORTH KOREA	55	107	70
ICELAND	5 186	3 161	1 981	SOUTH KOREA	4 071	6 114	3 784
NORWAY	11 049	9 076	5 629	JAPAN	1 591	3 055	1 886
SWEDEN	31 779	25 921	16 041	TAIWAN	648	1 297	788
FINLAND	16 419	13 208	8 223	HONG KONG	1 612	3 893	2 405
SWITZERLAND	136 473	96 804	59 895	AUSTRALIA	9 581	9 663	6 065
				PAPUA NEW G	32	63	37
				NEW ZEALAND	109	215	132
				NEW CALEDON	1 331	1 281	809

6 IMPORTS AND EXPORTS (SPECIAL TRADE) BY GROUPS OF THE SITC-REV. III AND BY COUNTRIES OF PRODUCTION AND CONSUMPTION 1990

GROUP COUNTRY	DT = 100 KG	1 000 DM	1 000 \$	GROUP COUNTRY	DT = 100 KG	1 000 DM	1 000 \$
693 WIRE PRODUCTS EXCL.ELECT				CUBA			
IMPORTS	2 605 861	488 710	302 519	JAMAICA	324	674	424
FRANCE	325 891	61 694	37 938	TRINIDAD TOB	239	88	55
BELGIUM LUX	498 461	154 925	95 632	ARUBA	120	104	63
NETHERLANDS	1 091 570	91 098	56 776	NETH ANTILL	984	186	114
ITALY	297 893	56 286	34 789	COLOMBIA	1 025	501	300
UNITD KINGDOM	22 691	9 769	6 083	VENEZUELA	492	415	255
IRELAND	5 139	4 035	2 489	SURINAME	1 646	1 393	846
DENMARK	2 437	1 872	1 164	FRENCH GUIAN	564	119	75
GREECE	124	75	48	ECUADOR	568	187	116
PORTUGAL	632	702	448	PERU	110	88	54
SPAIN	13 463	5 345	3 329	BRAZIL	159	149	96
NORWAY	4 436	1 781	1 143	CHILE	1 129	1 088	669
SWEDEN	4 442	1 289	787	BOLIVIA	1 719	1 563	965
FINLAND	432	425	261	PARAGUAY	75	70	42
SWITZERLAND	6 526	7 181	4 452	URUGUAY	48	81	48
AUSTRIA	78 526	20 258	12 558	ARGENTINA	227	156	93
YUGOSLAVIA	13 331	2 984	1 852	CYPRUS	238	380	230
TURKEY	11 473	5 690	3 525	SYRIA	530	211	125
POLAND	50 220	7 035	4 322	IRAQ	412	131	80
CZECHOSLOVA	12 804	1 669	1 035	IRAN	2 376	4 186	2 496
HUNGARY	10 600	1 346	831	ISRAEL	6 982	2 736	1 693
ROMANIA	4 767	895	555	JORDAN	1 713	2 036	1 257
SOUTH AFRICA	921	170	106	SAUDI ARABIA	223	72	43
USA	6 009	6 948	4 344	KUWAIT	6 208	2 515	1 549
MEXICO	417	208	124	BAHRAIN	854	490	294
BRAZIL	1 085	138	81	QATAR	50	77	46
PAKISTAN	14 979	2 707	1 688	ARAB EMIRAT	422	190	117
INDIA	4 106	975	592	OMAN	2 295	992	620
THAILAND	2 590	600	375	PAKISTAN	91	70	46
SINGAPORE	165	200	122	INDIA	769	454	288
CHINA	72 013	16 387	10 272	SRI LANKA	722	748	462
SOUTH KOREA	40 588	16 637	10 229	MYANMAR	14	107	62
JAPAN	3 952	5 622	3 466	THAILAND	83	68	43
TAIWAN	2 543	1 367	848	INDONESIA	839	1 115	681
HONG KONG	504	217	132	MALAYSIA	7 552	5 172	3 123
NEW ZEALAND	75	105	64	SINGAPORE	442	744	462
EXPORTS	3 848 621	921 544	570 496	PHILIPPINES	3 124	2 332	1 446
FRANCE	796 381	140 086	86 632	CHINA	682	701	429
BELGIUM LUX	627 777	96 022	59 342	SOUTH KOREA	1 607	858	523
NETHERLANDS	644 711	114 237	70 755	JAPAN	1 198	2 953	1 827
ITALY	90 202	44 745	27 602	TAIWAN	659	1 386	833
UNITD KINGDOM	152 290	78 755	48 800	HONG KONG	131	1 194	731
IRELAND	10 594	6 519	4 059	AUSTRALIA	6 388	3 101	1 915
DENMARK	203 458	29 567	18 398	NEW ZEALAND	1 936	2 295	1 438
GREECE	18 780	10 547	6 616	IMPORTS	1 803	989	604
PORTUGAL	13 919	8 936	5 570	FRANCE	2 930 418	1 314 459	814 178
SPAIN	43 831	23 353	14 546	NETHERLANDS	191 382	109 248	67 548
CANARY IS	120	69	42	ITALY	158 345	40 883	25 418
ICELAND	2 823	860	529	UNITD KINGDOM	222 997	72 204	44 711
NORWAY	69 823	10 247	6 333	IRELAND	724 805	326 249	201 815
SWEDEN	290 221	44 175	27 484	DENMARK	65 001	69 580	43 112
FINLAND	43 698	15 330	9 462	PORTUGAL	12 971	13 185	8 204
SWITZERLAND	130 540	32 733	20 266	SPAIN	52 046	21 736	13 480
AUSTRIA	333 891	63 874	39 554	NORWAY	3 293	1 264	779
MALTA	99	70	42	SWEDEN	97 692	41 677	25 738
YUGOSLAVIA	2 398	3 256	2 004	FINLAND	1 623	1 422	859
TURKEY	45 619	22 026	14 287	SWITZERLAND	24 736	26 911	16 581
SOVIET UNION	4 112	7 661	4 725	AUSTRIA	1 573	1 126	694
POLAND	13 444	6 102	3 778	YUGOSLAVIA	92 852	174 158	108 152
CZECHOSLOVA	3 215	1 954	1 206	TURKEY	76 849	45 498	28 117
HUNGARY	2 006	2 041	1 253	NETHERLANDS	1	106	67
ROMANIA	795	2 020	1 249	ITALY	79 416	16 875	10 441
BULGARIA	5 937	3 354	1 992	UNITD KINGDOM	5 402	1 813	1 118
MOROCCO	2 884	2 110	1 246	NETHERLANDS	6 400	387	238
ALGERIA	801	628	381	POLAND	293 642	32 559	20 232
TUNISIA	814	671	411	CZECHOSLOVA	65 718	7 210	4 489
LIBYA	46 994	7 977	4 829	HUNGARY	37 583	6 592	4 097
EGYPT	6 639	2 613	1 633	ROMANIA	29 813	4 346	2 705
SUDAN	485	246	153	BULGARIA	14 183	1 667	1 025
GUINEA	665	190	118	SOUTH AFRICA	8 256	3 695	2 271
LIBERIA	940	365	215	USA	31 541	76 577	47 275
IVORY COAST	173	138	86	CANADA	1 233	1 245	760
GHANA	2 100	378	240	BRAZIL	20 618	9 747	6 002
NIGERIA	36 139	5 000	3 121	IRAN	462	147	88
CAMEROON	1 079	255	160	ISRAEL	892	828	503
CONGO	394	122	76	INDIA	3 745	1 267	798
ZAIRE	1 488	785	486	SRI LANKA	14 532	6 081	3 739
BURUNDI	1 248	517	328	THAILAND	8 907	4 840	3 041
ANGOLA	107	66	41	INDONESIA	17	187	111
KENYA	619	318	199	MALAYSIA	41 155	10 760	6 706
TANZANIA	674	303	183	SINGAPORE	28 340	19 504	8 362
MOZAMBIQUE	13	138	82	PHILIPPINES	2 090	1 719	1 068
ZIMBABWE	168	175	110	CHINA	239 314	38 506	23 921
SOUTH AFRICA	10 044	4 402	2 698	NORTH KOREA	1 501	248	160
NAMIBIA	609	317	187	SOUTH KOREA	7 081	3 489	2 177
USA	99 849	68 079	41 957	JAPAN	54 365	53 218	32 965
CANADA	19 156	8 667	5 251	TAIWAN	202 093	67 888	42 269
MEXICO	1 279	2 118	1 318	HONG KONG	5 260	3 436	2 109
GUATEMALA	78	57	35	AUSTRALIA	83	83	51
EL SALVADOR	269	135	84	EXPORTS	2 260 591	1 796 588	1 111 691
COSTA RICA	201	101	64	FRANCE	304 288	248 865	153 806
PANAMA	394	166	103				

6 IMPORTS AND EXPORTS (SPECIAL TRADE) BY GROUPS OF THE SITC-REV. III AND BY COUNTRIES OF PRODUCTION AND CONSUMPTION 1990

GROUP COUNTRY	DT = 100 KG	1 000 DM	1 000 \$	GROUP COUNTRY	DT = 100 KG	1 000 DM	1 000 \$
BELGIUM LUX	201 297	138 463	85 725	INDONESIA	678	1 204	740
NETHERLANDS	381 067	246 419	152 436	MALAYSIA	1 368	2 034	1 255
ITALY	84 011	84 610	52 252	SINGAPORE	3 123	6 550	4 080
UNTD KINGDOM	169 212	153 700	95 305	PHILIPPINES	251	332	204
IRELAND	20 806	13 895	8 591	CHINA	1 442	1 777	1 102
DENMARK	80 640	55 382	34 340	SOUTH KOREA	1 027	3 535	2 178
GREECE	8 298	8 107	5 011	JAPAN	2 907	5 995	3 705
PORTUGAL	12 205	9 315	5 738	TAIWAN	396	1 025	626
SPAIN	94 574	75 208	46 594	HONG KONG	972	1 583	982
CANARY IS	81	135	85	AUSTRALIA	5 863	9 762	6 030
ICELAND	2 407	1 975	1 214	NEW ZEALAND	938	626	383
NORWAY	29 243	21 942	13 600	FR POLYNESIA	43	66	40
SWEDEN	142 894	121 177	75 071				
FINLAND	62 109	43 930	27 220	695 TOOLS			
SWITZERLAND	193 528	163 182	101 020				
AUSTRIA	209 090	153 762	95 303	IMPORTS	1 060 557	2 498 989	1 552 166
MALTA	1 421	1 510	914	FRANCE	52 617	190 876	118 774
YUGOSLAVIA	8 623	10 272	6 369	BELGIUM LUX	18 280	101 581	62 964
TURKEY	10 330	7 219	4 487	NETHERLANDS	124 748	162 697	101 098
SOVIET UNION	1 487	1 060	652	ITALY	74 601	243 688	151 388
POLAND	11 381	4 632	2 831	UNTD KINGDOM	30 936	125 409	77 805
CZECHOSLOVA	2 344	2 179	1 357	IRELAND	12 762	40 639	25 346
HUNGARY	5 703	6 182	3 796	DENMARK	8 032	25 529	15 904
ROMANIA	275	375	877	GREECE	325	2 897	1 832
BULGARIA	2 085	1 463	101	PORTUGAL	2 680	10 535	6 548
ALBANIA	313	159	435	SPAIN	57 075	134 939	83 752
MOROCCO	402	704	1 986	NORWAY	1 603	5 122	3 193
ALGERIA	3 307	3 240	582	SWEDEN	20 207	223 297	138 367
TUNISIA	867	958	812	FINLAND	2 550	6 157	3 807
LIBYA	1 417	1 342	3 494	SWITZERLAND	40 599	323 825	201 146
EGYPT	6 114	5 579	98	AUSTRIA	40 672	179 821	111 616
SUDAN	129	168	96	MALTA	39	805	501
SENEGAL	68	150	175	YUGOSLAVIA	21 711	40 617	25 223
LIBERIA	752	291	316	TURKEY	1 805	2 968	1 841
GHANA	939	519	98	SOVIET UNION	6 528	8 043	4 979
TOGO	460	153	125	POLAND	20 894	14 927	9 266
NIGERIA	4 844	1 840	90	CZECHOSLOVA	7 315	6 479	4 029
CAMEROON	887	203	45	HUNGARY	8 715	10 072	6 291
ZAIRE	193	150	100	ROMANIA	1 644	865	530
BURUNDI	103	72	68	BULGARIA	72	115	73
ANGOLA	284	167	357	TUNISIA	688	492	302
ETHIOPIA	189	115	39	ZAMBIA	46	181	108
KENYA	546	576	153	SOUTH AFRICA	1 870	1 703	1 064
UGANDA	14	64	153	USA	21 015	134 474	83 439
TANZANIA	379	247	132	CANADA	2 916	9 877	6 065
MOZAMBIQUE	718	200	45	MEXICO	181	1 334	834
MAURITIUS	145	75	42	EL SALVADOR	331	280	174
ZAMBIA	20	65	78	BARBADOS	200	370	237
ZIMBABWE	95	134	9 105	COLOMBIA	51	88	54
SOUTH AFRICA	16 696	14 766	37	BRAZIL	3 079	3 655	2 278
NAMIBIA	56	62	46 453	CHILE	48	160	99
USA	71 047	75 095	3 271	ARGENTINA	31	235	148
CANADA	6 188	5 312	21 176	IRAQ	15	90	57
MEXICO	52 197	34 228	74	ISRAEL	1 589	42 018	26 159
GUATEMALA	133	118	54	PAKISTAN	139	440	270
HONDURAS	113	85	183	INDIA	27 695	21 055	13 032
EL SALVADOR	441	308	377	SRI LANKA	2 486	835	536
COSTA RICA	830	616	94	THAILAND	254	202	123
PANAMA	57	54	141	INDONESIA	351	727	455
CUBA	245	227	39	MALAYSIA	435	428	273
HAITI	154	142	113	SINGAPORE	585	2 877	1 767
DOMINIC REP	177	72	37	CHINA	217 879	82 168	51 206
GUADELOUPE	259	183	151	SOUTH KOREA	7 180	9 592	6 929
MARTINIQUE	128	63	125	JAPAN	32 251	190 026	117 773
JAMAICA	278	209	96	TAIWAN	175 196	125 743	78 503
BARBADOS	298	161	42	HONG KONG	7 138	6 782	4 225
NETH ANTILL	68	65	249	AUSTRALIA	307	660	419
COLOMBIA	68	405	393	NEW ZEALAND	47	182	113
VENEZUELA	488	646	33				
FRENCH GUIAN	79	55	417	EXPORTS	1 269 678	4 251 902	2 635 383
ECUADOR	669	691	198	FRANCE	115 795	464 398	287 594
PERU	246	328	564	BELGIUM LUX	73 519	213 742	132 537
BRAZIL	2 428	5 208	61	NETHERLANDS	176 311	392 213	244 243
CHILE	662	926	71	ITALY	89 898	350 276	216 765
BOLIVIA	34	103	379	UNTD KINGDOM	94 903	332 699	206 126
URUGUAY	114	119	151	IRELAND	10 034	19 573	12 111
ARGENTINA	235	610	370	DENMARK	35 986	104 140	64 657
CYPRUS	667	519	1 812	GREECE	11 127	26 501	16 346
LEBANON	476	248	2 955	PORTUGAL	13 805	36 006	22 310
SYRIA	1 970	620	2 812	SPAIN	115 822	208 784	129 266
IRAQ	2 130	3 168	127	CANARY IS	1 294	3 267	2 018
IRAN	2 714	4 749	143	CEUTA MEL	16	49	32
ISRAEL	4 388	4 685	3 143	ICELAND	1 009	2 654	1 646
JORDAN	326	210	407	NORWAY	10 643	42 464	26 331
SAUDI ARABIA	4 947	5 147	267	SWEDEN	67 466	202 669	126 564
KUWAIT	663	688	72	FINLAND	17 592	67 767	41 940
BAHRAIN	602	442	1 910	SWITZERLAND	82 329	354 717	219 810
QATAR	103	121	60	AUSTRIA	75 344	264 418	163 936
ARAB EMIRAT	2 624	3 107	60	ANDORRA	67	299	185
OMAN	82	98	45	MALTA	883	4 600	2 835
NORTH YEMEN	16	102	391	YUGOSLAVIA	12 247	37 775	23 458
AFGHANISTAN	194	71	1 581	TURKEY	7 103	29 725	18 373
PAKISTAN	282	631	51	SOVIET UNION	4 014	37 748	23 264
INDIA	934	2 515	33	POLAND	4 380	20 988	13 007
SRI LANKA	20	82	642	CZECHOSLOVA	3 782	36 110	22 606
MYANMAR	15	54					
THAILAND	549	1 052					

6 IMPORTS AND EXPORTS (SPECIAL TRADE) BY GROUPS OF THE SITC-REV. III AND BY COUNTRIES OF PRODUCTION AND CONSUMPTION 1990

GROUP COUNTRY	DT = 100 KG	1 000 DM	1 000 \$	GROUP COUNTRY	DT = 100 KG	1 000 DM	1 000 \$
HUNGARY	9 438	30 153	18 690	NORTH YEMEN	65	225	136
ROMANIA	1 730	5 467	3 484	SOUTH YEMEN	26	132	78
BULGARIA	1 058	5 716	3 496	AFGHANISTAN	10	54	34
ALBANIA	308	403	245	PAKISTAN	1 241	5 774	3 568
MOROCCO	727	2 028	1 262	INDIA	3 722	14 412	8 946
ALGERIA	2 385	12 476	7 722	BANGLADESH	578	694	415
TUNISIA	750	2 563	1 582	SRI LANKA	1 070	1 536	941
LIBYA	658	4 578	2 849	NEPAL	58	121	75
EGYPT	4 450	16 965	10 451	MYANMAR	150	716	436
SUDAN	190	629	378	THAILAND	4 475	13 537	8 408
MAURITANIA	74	246	149	VIETNAM	23	91	53
MALI	61	102	62	INDONESIA	3 631	13 440	8 351
BURKINA FASO	36	132	79	MALAYSIA	2 659	7 646	4 715
CHAD	210	286	179	BRUNEI	12	84	48
CAPE VERDE	41	107	66	SINGAPORE	8 412	42 027	26 047
SENEGAL	43	221	133	PHILIPPINES	1 688	4 786	2 898
GAMBIA	98	155	97	MONGOLIA	22	105	64
GUIN BISSAU	36	63	40	CHINA	866	5 219	3 225
GUINEA	54	151	95	NORTH KOREA	72	286	172
SIERRA LEONE	111	323	198	SOUTH KOREA	6 493	33 366	20 800
LIBERIA	99	291	171	JAPAN	12 364	91 563	56 875
IVORY COAST	134	400	243	TAIWAN	6 178	22 283	13 724
GHANA	781	2 106	1 301	HONG KONG	4 302	20 394	12 639
TOGO	87	205	123	AUSTRALIA	8 220	31 285	19 308
BENIN	119	377	245	PAPUA NEW G	46	129	81
NIGERIA	6 462	12 460	7 846	NEW ZEALAND	1 530	4 672	2 901
CAMEROON	483	1 338	819	NEW CALEDON	74	217	132
CENT AFR REP	93	179	113	FIJI	305	339	206
S TOME PRINC	64	131	88	WEST SAMOA	128	99	65
GABON	118	579	352	FR POLYNESIA	152	299	187
CONGO	175	619	375				
ZAIRE	483	1 072	668	696 CUTLERY			
RWANDA	129	186	109	IMPORTS	194 544	505 309	315 244
BURUNDI	269	813	490	FRANCE	6 293	28 186	17 682
ANGOLA	490	2 005	1 258	BELGIUM LUX	392	1 224	765
ETHIOPIA	280	642	399	NETHERLANDS	2 964	13 473	8 388
SOMALIA	26	219	135	ITALY	17 408	58 725	36 607
KENYA	1 730	2 581	1 581	UNTD KINGDOM	12 539	36 903	23 176
UGANDA	894	1 363	866	IRELAND	243	479	309
TANZANIA	1 165	2 110	1 297	DENMARK	682	2 060	1 300
MOZAMBIQUE	186	773	492	GREECE	17	52	32
MADAGASCAR	239	395	246	PORTUGAL	2 146	4 127	2 620
REUNION	74	184	106	SPAIN	2 581	10 291	6 354
MAURITIUS	283	649	397	NORWAY	62	215	131
ZAMBIA	1 642	4 730	2 874	SWEDEN	137	699	435
ZIMBABWE	573	1 899	1 149	FINLAND	453	2 841	1 753
MALAWI	150	340	209	SWITZERLAND	4 006	46 357	29 014
SOUTH AFRICA	7 894	32 489	20 128	AUSTRIA	591	2 133	1 324
NAMIBIA	269	675	417	TURKEY	261	458	282
BOTSWANA	75	123	75	POLAND	109	253	159
USA	54 037	244 410	151 383	CZECHOSLOVIA	80	297	181
CANADA	9 473	38 014	23 322	BULGARIA	83	176	110
MEXICO	5 729	23 773	14 729	LIBYA	42	228	141
GUATEMALA	901	1 569	965	USA	6 843	45 815	28 474
HONDURAS	328	580	357	MEXICO	732	1 645	1 014
EL SALVADOR	436	761	466	BRAZIL	5 717	9 999	6 256
NICARAGUA	86	355	210	ARGENTINA	67	105	67
COSTA RICA	1 095	2 294	1 403	LEBANON	99	1 079	674
PANAMA	473	1 220	755	ISRAEL	78	358	217
CUBA	109	593	368	ARAB EMIRAT	33	126	85
HAITI	168	199	125	PAKISTAN	725	1 867	1 163
DOMINIC REP	789	1 134	698	INDIA	43	163	100
GUADELOUPE	148	220	133	THAILAND	120	209	131
MARTINIQUE	90	253	149	INDONESIA	3 551	4 001	2 559
JAMAICA	314	481	301	MALAYSIA	49	287	179
ST LUCIA	87	123	78	SINGAPORE	3 181	18 454	11 487
ST VINCENT	38	79	46	PHILIPPINES	258	322	200
BARBADOS	68	105	59	CHINA	32 550	38 710	24 260
TRINIDAD TOB	133	413	253	NORTH KOREA	160	307	191
ARUBA	90	130	80	SOUTH KOREA	53 283	92 695	57 680
NETH ANTILL	237	485	294	JAPAN	22 718	58 834	36 516
COLOMBIA	1 893	4 181	2 569	TAIWAN	10 048	16 245	10 148
VENEZUELA	1 779	4 816	3 000	HONG KONG	3 025	4 801	3 008
GUYANA	47	140	88	EXPORTS	154 233	788 507	489 175
SURINAME	37	70	41	FRANCE	24 159	118 485	73 395
FRENCH GUIAN	49	145	89	BELGIUM LUX	8 239	38 015	23 500
ECUADOR	861	2 149	1 331	NETHERLANDS	13 690	66 755	41 377
PERU	633	1 769	1 076	ITALY	12 950	61 436	38 061
BRAZIL	3 830	20 101	12 583	UNTD KINGDOM	17 835	88 796	55 287
CHILE	3 245	10 368	6 433	IRELAND	729	1 918	1 190
BOLIVIA	498	1 140	704	DENMARK	3 674	17 171	10 626
PARAGUAY	639	1 049	652	GREECE	2 252	11 299	6 983
URUGUAY	271	877	539	PORTUGAL	1 228	5 375	3 369
ARGENTINA	748	3 427	2 126	SPAIN	8 858	37 143	23 078
CYPRUS	1 331	2 572	1 589	CANARY IS	63	375	236
LEBANON	407	954	594	CEUTA MEL	8	64	41
SYRIA	1 493	3 920	2 448	ICELAND	147	864	545
IRAQ	1 680	28 256	16 760	NORWAY	1 853	9 581	5 942
IRAN	10 444	63 910	39 751	SWEDEN	2 820	16 286	10 097
ISRAEL	8 425	23 414	14 467	FINLAND	1 235	6 790	4 212
JORDAN	1 199	2 170	1 338	SWITZERLAND	8 019	50 427	31 440
SAUDI ARABIA	7 118	18 780	11 545	AUSTRIA	8 558	42 966	26 811
KUWAIT	1 272	3 089	1 853	ANDORRA	134	1 409	869
BAHRAIN	522	1 109	672				
QATAR	493	1 139	692				
ARAB EMIRAT	3 544	10 049	6 150				
OMAN	314	775	477				

6 IMPORTS AND EXPORTS (SPECIAL TRADE) BY GROUPS OF THE SITC-REV. III AND BY COUNTRIES OF PRODUCTION AND CONSUMPTION 1990

GROUP COUNTRY	DT = 100 KG	1 000 DM	1 000 \$	GROUP COUNTRY	DT = 100 KG	1 000 DM	1 000 \$
MALTA	41	396	242	AUSTRIA	53 648	37 302	23 330
YUGOSLAVIA	1 904	11 682	7 218	MALTA	258	327	209
TURKEY	2 236	6 741	4 195	YUGOSLAVIA	56 685	27 043	16 780
SOVIET UNION	103	916	561	TURKEY	17 202	16 757	10 487
POLAND	634	1 931	1 237	SOVIET UNION	1 265	375	235
CZECHOSLOVA	138	989	643	POLAND	20 893	6 773	4 261
HUNGARY	512	2 204	1 357	CZECHOSLOVA	22 680	6 821	4 285
ROMANIA	76	263	164	HUNGARY	29 872	11 802	7 460
BULGARIA	19	232	137	ROMANIA	8 310	2 718	1 682
MOROCCO	316	961	582	TUNISIA	75	109	64
ALGERIA	13	53	32	EGYPT	63	123	81
TUNISIA	83	356	214	SOUTH AFRICA	268	212	129
LIBYA	13	91	57	USA	6 428	10 604	6 603
EGYPT	208	1 025	640	CANADA	885	890	534
IVORY COAST	200	390	250	MEXICO	328	415	255
BENIN	83	171	100	HAITI	922	2 384	1 478
NIGERIA	280	566	357	BRAZIL	239	395	245
CAMEROON	62	150	92	CHILE	117	88	56
ZAIRE	141	243	154	IRAN	76	227	138
RWANDA	8	61	39	ISRAEL	30	383	252
ANGOLA	48	155	95	PAKISTAN	325	308	188
ETHIOPIA	7	103	64	INDIA	10 949	14 889	9 365
KENYA	14	166	100	NEPAL	46	158	97
MAURITIUS	19	184	122	THAILAND	3 851	5 120	3 202
ZIMBABWE	9	74	46	INDONESIA	158	142	88
SOUTH AFRICA	1 578	7 387	4 530	MALAYSIA	79	265	161
NAMIBIA	14	129	77	SINGAPORE	389	907	562
USA	12 995	82 057	51 031	PHILIPPINES	136	651	407
CANADA	1 314	9 749	6 046	CHINA	86 671	44 483	27 695
MEXICO	639	3 833	2 385	SOUTH KOREA	48 741	63 258	39 448
BERMUDA	7	74	41	JAPAN	9 019	11 551	7 336
GUATEMALA	25	141	87	TAIWAN	75 137	44 830	27 956
HONDURAS	23	88	53	HONG KONG	22 295	20 800	12 997
EL SALVADOR	20	73	46				
COSTA RICA	52	261	162	EXPORTS	884 746	1 037 417	643 327
PANAMA	62	319	193	FRANCE	138 077	144 680	89 720
CUBA	5	60	37	BELGIUM LUX	83 754	81 517	50 504
HAITI	54	158	95	NETHERLANDS	125 152	110 377	68 520
AM VIRGIN IS	4	56	34	ITALY	47 107	100 938	62 386
GUADELOUPE	3	68	38	UNIT KINGDOM	53 003	51 803	32 099
TRINIDAD TOB	11	53	32	IRELAND	2 215	3 034	1 888
NETH ANTILL	14	121	72	DENMARK	14 161	14 166	8 820
COLOMBIA	123	735	438	GREECE	10 213	20 788	12 781
VENEZUELA	188	1 176	727	PORTUGAL	3 997	8 021	4 985
ECUADOR	40	285	182	SPAIN	23 204	38 553	24 001
PERU	15	122	76	CANARY IS	868	1 432	883
BRAZIL	157	994	618	ICELAND	2 398	1 965	1 234
CHILE	125	766	477	NORWAY	8 383	9 244	5 780
PARAGUAY	19	201	131	SWEDEN	12 924	15 676	9 748
ARGENTINA	85	595	374	FINLAND	10 478	14 633	9 074
CYPRUS	360	1 838	1 146	SWITZERLAND	106 653	107 719	66 894
LEBANON	571	1 812	1 134	AUSTRIA	132 635	137 735	85 597
SYRIA	202	583	364	ANDORRA	239	519	326
IRAN	245	958	619	MALTA	557	711	436
ISRAEL	736	3 889	2 394	YUGOSLAVIA	7 791	15 304	9 521
JORDAN	44	300	182	TURKEY	7 354	11 149	6 919
SAUDI ARABIA	1 203	6 138	3 749	SOVIET UNION	1 013	1 564	980
KUWAIT	252	1 137	682	POLAND	5 965	3 592	2 264
BAHRAIN	56	435	267	CZECHOSLOVA	312	809	509
QATAR	82	423	269	HUNGARY	5 576	3 315	2 063
ARAB EMIRAT	1 403	4 968	3 065	ROMANIA	26	70	45
OMAN	111	509	312	BULGARIA	371	252	165
PAKISTAN	370	738	442	MOROCCO	804	537	326
SRI LANKA	89	200	117	ALGERIA	166	186	111
THAILAND	137	1 289	799	TUNISIA	616	698	433
INDONESIA	86	404	251	LIBYA	140	404	250
MALAYSIA	88	918	564	EGYPT	103	307	182
SINGAPORE	455	2 850	1 753	SUDAN	89	272	166
PHILIPPINES	88	472	285	SIERRA LEONE	132	60	39
CHINA	137	584	344	IVORY COAST	203	188	110
SOUTH KOREA	352	2 601	1 603	GHANA	404	198	125
JAPAN	2 518	19 803	12 213	NIGERIA	399	467	294
TAIWAN	157	1 792	1 108	CAMEROON	411	364	223
HONG KONG	590	4 867	2 999	GABON	89	56	35
AUSTRALIA	2 364	11 838	7 296	CONGO	142	129	80
NEW ZEALAND	199	1 324	827	ZAIRE	139	150	98
AMER OCEANIA	9	81	48	RWANDA	57	76	45
				ANGOLA	102	146	94
697 HOUSEHOLD EQUIPMENT,NES				ETHIOPIA	196	201	125
IMPORTS	1 157 345	1 066 348	666 699	KENYA	66	177	106
FRANCE	110 815	103 245	64 360	UGANDA	69	62	37
BELGIUM LUX	51 593	53 125	32 728	TANZANIA	202	236	147
NETHERLANDS	61 820	64 232	40 323	SEYCHELLES	11	61	38
ITALY	308 319	327 874	205 416	REUNION	266	168	103
UNIT KINGDOM	13 683	19 870	12 423	MAURITIUS	188	281	183
IRELAND	966	2 671	1 719	ZAMBIA	46	89	57
DENMARK	35 188	35 356	22 262	SOUTH AFRICA	982	1 596	992
GREECE	2 280	3 498	2 152	NAMIBIA	121	71	43
PORTUGAL	1 944	3 939	2 488	USA	19 904	37 035	23 017
SPAIN	14 002	27 992	17 681	CANADA	2 738	4 197	2 567
ICELAND	2 194	4 178	2 617	MEXICO	293	634	389
NORWAY	11 904	3 796	2 370	GUATEMALA	104	111	71
SWEDEN	20 468	19 725	12 215	HONDURAS	53	66	39
FINLAND	8 513	3 966	2 458	EL SALVADOR	79	74	44
SWITZERLAND	35 431	59 471	37 269	COSTA RICA	78	63	43
				GUADELOUPE	314	177	117

6 IMPORTS AND EXPORTS (SPECIAL TRADE) BY GROUPS OF THE SITC-REV. III AND BY COUNTRIES OF PRODUCTION AND CONSUMPTION 1990

GROUP COUNTRY	DT = 100 KG	1 000 DM	1 000 \$	GROUP COUNTRY	DT = 100 KG	1 000 DM	1 000 \$
MARTINIQUE	457	230	147	SOUTH KOREA	11 006	10 657	6 644
JAMAICA	57	74	48	JAPAN	46 979	85 729	53 251
ST LUCIA	31	60	35	TAIWAN	94 614	99 611	61 858
BARBADOS	65	64	42	HONG KONG	5 416	7 806	4 839
TRINIDAD TOB	71	85	55	AUSTRALIA	4 221	2 021	1 250
GRENADA	61	76	44	EXPORTS	8 298 334	7 718 224	4 780 153
ARUBA	38	60	38	FRANCE	1 184 254	1 056 687	653 018
NETH ANTILL	367	379	231	BELGIUM LUX	908 778	694 684	430 032
VENEZUELA	29	47	32	NETHERLANDS	1 090 571	903 742	559 875
SURINAME	124	101	60	ITALY	469 230	490 777	303 193
ECUADOR	18	78	46	UNTD KINGDOM	641 455	721 880	447 528
PERU	27	73	47	IRELAND	36 943	30 156	18 622
BRAZIL	42	119	73	DENMARK	259 982	218 679	135 801
CHILE	334	622	389	GREECE	35 163	41 736	25 834
PARAGUAY	87	154	98	PORTUGAL	26 973	35 362	21 901
ARGENTINA	27	53	34	SPAIN	243 237	245 757	152 783
CYPRUS	1 482	1 890	1 167	CANARY IS	2 152	3 092	1 915
LEBANON	255	403	249	CEUTA MEL	46	52	35
SYRIA	158	158	101	ICELAND	4 567	4 498	2 785
IRAQ	249	644	380	FAROE IS	74	127	85
IRAN	234	452	277	NORWAY	75 287	69 637	43 247
ISRAEL	2 602	3 550	2 198	SWEDEN	370 281	375 387	232 318
JORDAN	238	439	273	FINLAND	111 773	100 883	62 435
SAUDI ARABIA	3 825	7 354	4 510	SWITZERLAND	545 780	558 791	346 434
KUWAIT	593	1 092	651	AUSTRIA	804 977	663 943	412 021
BAHRAIN	120	265	160	ANDORRA	187	192	122
QATAR	182	318	198	GIBRALTAR	49	46	32
ARAB EMIRAT	3 431	5 100	3 139	MALTA	2 906	5 346	3 317
OMAN	253	463	279	YUGOSLAVIA	79 094	69 631	43 226
NORTH YEMEN	442	136	83	TURKEY	21 130	31 050	19 243
PAKISTAN	80	106	72	SOVIET UNION	118 301	34 046	21 390
SRI LANKA	101	142	84	POLAND	54 462	34 593	21 681
THAILAND	1 960	2 048	1 256	CZECHOSLOVA	19 432	22 828	14 147
INDONESIA	2 547	4 036	2 562	HUNGARY	41 088	33 319	20 806
MALAYSIA	577	1 742	1 079	ROMANIA	8 599	9 945	6 186
SINGAPORE	3 404	6 339	3 940	BULGARIA	3 885	4 070	2 559
PHILIPPINES	273	552	337	ALBANIA	85	344	221
CHINA	220	312	185	MOROCCO	5 706	4 967	3 077
SOUTH KOREA	8 376	15 924	9 847	ALGERIA	20 454	16 933	10 396
JAPAN	6 708	13 084	8 033	TUNISIA	5 498	8 591	5 312
TAIWAN	3 283	5 529	3 367	LIBYA	9 937	7 635	4 720
HONG KONG	2 087	5 687	3 521	EGYPT	14 716	13 811	8 543
AUSTRALIA	3 856	5 826	3 611	SUDAN	7 220	1 787	1 075
NEW ZEALAND	550	1 457	874	MAURITANIA	25 275	3 226	1 925
FR POLYNESIA	44	104	59	MALI	56	63	39
699 MANUFACTS.BASE METAL,NES				BURKINA FASO	1 302	227	146
IMPORTS	6 291 292	4 198 866	2 610 144	NIGER	15	49	30
FRANCE	887 077	562 131	348 929	CAPE VERDE	130	73	43
BELGIUM LUX	351 954	202 050	125 333	SENEGAL	118	439	267
NETHERLANDS	591 276	396 452	246 688	GAMBIA	282	202	123
ITALY	852 765	657 079	408 807	GUINEA	3 125	876	531
UNTD KINGDOM	312 673	239 083	148 988	SIERRA LEONE	74	66	39
IRELAND	42 012	47 744	29 921	LIBERIA	8 589	1 241	737
DENMARK	266 990	135 291	84 245	IVORY COAST	604	461	280
GREECE	6 035	2 595	1 609	GHANA	14 223	2 700	1 678
PORTUGAL	42 438	22 950	14 286	TOGO	135	212	130
SPAIN	140 602	94 439	58 663	BENIN	413	415	250
NORWAY	15 573	13 579	8 443	NIGERIA	22 045	8 155	5 096
SWEDEN	111 770	110 111	68 325	CAMEROON	1 311	871	531
FINLAND	15 215	13 632	8 406	CENT AFR REP	112	77	46
SWITZERLAND	246 512	327 761	203 396	S TOME PRINC	128	46	30
AUSTRIA	540 337	511 185	316 963	GABON	221	148	92
MALTA	1 269	1 811	1 124	CONGO	175	94	55
YUGOSLAVIA	157 485	61 582	38 596	ZAIRE	1 584	1 253	761
TURKEY	36 656	17 048	10 557	RWANDA	197	272	159
SOVIET UNION	27 593	4 355	2 687	BURUNDI	205	167	100
POLAND	611 465	90 230	56 628	ANGOLA	2 660	911	553
CZECHOSLOVA	125 233	19 205	12 076	ETHIOPIA	2 522	2 513	1 503
HUNGARY	223 424	57 540	36 080	SOMALIA	15	74	44
ROMANIA	136 192	19 349	11 976	KENYA	859	1 300	794
BULGARIA	9 104	1 372	867	UGANDA	87	266	169
TUNISIA	121	430	269	TANZANIA	1 138	885	537
MAURITIUS	20	488	301	MOZAMBIQUE	526	277	164
SOUTH AFRICA	17 443	4 005	2 509	MADAGASCAR	562	486	297
USA	102 260	243 080	150 813	REUNION	375	523	325
CANADA	5 549	7 232	4 479	MAURITIUS	508	1 209	745
MEXICO	2 285	2 620	1 632	ZAMBIA	494	389	247
BRAZIL	5 254	5 587	3 446	ZIMBABWE	654	628	385
CHILE	202	109	73	MALAWI	164	204	119
ARGENTINA	108	73	46	SOUTH AFRICA	36 960	55 549	34 498
LEBANON	666	351	212	NAMIBIA	245	195	119
ISRAEL	18 648	19 214	11 956	BOTSWANA	21	74	45
SAUDI ARABIA	4 242	4 656	2 911	USA	382 006	423 531	261 909
ARAB EMIRAT	133	114	72	CANADA	73 619	75 467	46 570
PAKISTAN	84	162	98	GREENLAND	50	108	64
INDIA	8 646	4 854	2 995	MEXICO	45 426	63 766	39 684
SRI LANKA	19	181	113	BERMUDA	38	67	41
NEPAL	17	94	58	GUATEMALA	338	550	332
THAILAND	4 504	5 257	3 268	HONDURAS	109	165	105
INDONESIA	438	625	404	EL SALVADOR	394	659	393
MALAYSIA	5 553	6 530	4 192	NICARAGUA	135	129	74
SINGAPORE	16 714	28 028	17 410	COSTA RICA	689	842	514
PHILIPPINES	192	416	258	PANAMA	136	220	130
CHINA	183 723	50 070	31 017	CUBA	1 313	1 714	1 091
				HAITI	843	459	285

6 IMPORTS AND EXPORTS (SPECIAL TRADE) BY GROUPS OF THE SITC-REV. III AND BY COUNTRIES OF PRODUCTION AND CONSUMPTION 1990

GROUP COUNTRY	DT = 100 KG	1 000 DM	1 000 \$	GROUP COUNTRY	DT = 100 KG	1 000 DM	1 000 \$
BAHAMAS	115	130	83	LIBYA	8 487	24 097	14 786
DOMINIC REP	156	270	164	EGYPT	33 388	116 486	70 245
GUADELOUPE	157	137	81	SUDAN	51	132	80
MARTINIQUE	306	307	180	SIERRA LEONE	3 593	2 539	1 568
JAMAICA	161	379	230	LIBERIA	394	283	167
ST LUCIA	105	82	52	GHANA	1 653	4 256	2 589
ST VINCENT	169	152	97	NIGERIA	10 911	11 721	7 578
BARBADOS	427	304	184	ZAIRE	1 794	1 932	1 244
TRINIDAD TOB	213	336	209	ANGOLA	294	709	450
ARUBA	30	115	72	ETHIOPIA	80	455	299
NETH ANTILL	592	662	411	KENYA	1 958	3 483	2 187
COLOMBIA	1 490	1 966	1 207	ZAMBIA	73	309	198
VENEZUELA	5 547	5 036	3 110	SOUTH AFRICA	20 603	102 745	61 979
SURINAME	51	76	48	USA	23 516	55 104	34 349
ECUADOR	2 179	1 504	956	CANADA	8 859	39 457	23 902
PERU	846	853	526	MEXICO	3 256	20 021	12 743
BRAZIL	4 519	18 307	11 209	COLOMBIA	3 545	18 394	10 960
CHILE	9 280	14 371	8 716	VENEZUELA	31 123	112 123	71 724
BOLIVIA	364	681	416	FRENCH GUIAN	48	136	89
PARAGUAY	432	470	288	PERU	6	76	48
URUGUAY	724	524	330	BRAZIL	7	632	405
ARGENTINA	1 841	3 977	2 465	CHILE	3 045	13 311	8 157
CYPRUS	2 988	3 385	2 089	ARGENTINA	16 905	249 949	151 720
LEBANON	1 537	1 098	675	SYRIA	2 803	12 534	7 424
SYRIA	2 164	1 615	1 010	IRAQ	53 017	124 784	74 885
IRAQ	11 037	10 778	6 420	IRAN	4 634	22 268	14 332
IRAN	27 675	25 189	15 792	SAUDI ARABIA	5 532	45 365	27 879
ISRAEL	48 097	42 347	26 228	KUWAIT	2 029	15 035	8 917
JORDAN	1 273	1 530	932	ARAB EMIRAT	5 011	23 097	14 634
SAUDI ARABIA	26 094	27 931	17 185	PAKISTAN	41 759	50 287	30 738
KUWAIT	3 944	5 031	3 012	INDIA	12 238	54 031	34 071
BAHRAIN	2 187	2 366	1 469	BANGLADESH	354	1 931	1 298
QATAR	350	768	466	SRI LANKA	58	544	329
ARAB EMIRAT	20 358	14 096	8 754	NEPAL	249	5 380	3 359
OMAN	4 490	6 038	3 690	THAILAND	30 512	114 820	70 025
NORTH YEMEN	2 744	833	513	INDONESIA	59 630	135 271	84 188
SOUTH YEMEN	489	188	116	MALAYSIA	434	2 645	1 773
AFGHANISTAN	239	65	40	SINGAPORE	14 665	49 627	29 858
PAKISTAN	4 644	5 120	3 110	PHILIPPINES	499	4 153	2 494
INDIA	19 240	24 473	15 208	CHINA	78 834	278 145	175 497
BANGLADESH	348	1 060	681	NORTH KOREA	2 658	7 398	4 975
MALDIVES	10	60	38	SOUTH KOREA	12 658	80 487	48 530
SRI LANKA	863	635	378	JAPAN	5 263	14 484	8 881
NEPAL	859	426	262	TAIWAN	8 044	52 931	33 181
MYANMAR	1 769	1 570	1 025	AUSTRALIA	2 206	10 629	6 843
THAILAND	12 982	18 033	11 122	711 STEAM GENER. BOILERS, ETC.			
VIETNAM	490	165	110	IMPORTS	84 985	63 009	39 326
INDONESIA	4 080	6 416	3 882	FRANCE	4 625	2 575	1 635
MALAYSIA	8 006	11 873	7 428	BELGIUM LUX	3 100	4 182	2 629
BRUNEI	76	138	86	NETHERLANDS	10 465	13 992	8 495
SINGAPORE	34 588	49 365	30 581	ITALY	1 436	2 005	1 274
PHILIPPINES	8 684	9 290	5 807	UNITD KINGDOM	1 400	1 004	625
MONGOLIA	31	189	112	DENMARK	12 604	10 568	6 536
CHINA	11 247	9 074	5 597	SPAIN	23 845	9 873	6 238
NORTH KOREA	396	315	196	NORWAY	462	616	395
SOUTH KOREA	34 428	33 680	20 936	SWEDEN	168	519	315
JAPAN	45 072	84 178	52 292	FINLAND	892	486	292
TAIWAN	11 360	18 258	11 323	SWITZERLAND	2 605	6 107	3 905
HONG KONG	9 825	18 579	11 474	AUSTRIA	4 159	3 716	2 351
AUSTRALIA	41 384	55 843	34 608	MALTA	18	46	31
PAPUA NEW G	79	135	84	YUGOSLAVIA	3 832	1 018	641
NEW ZEALAND	4 048	4 449	2 741	POLAND	6 801	1 524	975
AMER OCEANIA	18	64	39	CZECHOSLOVA	2 633	1 683	1 075
NEW CALEDON	272	588	345	HUNGARY	5 542	2 073	1 286
FIJI	77	152	93	USA	167	514	311
WEST SAMOA	130	63	38	INDONESIA	31	79	50
FR POLYNESIA	188	307	189	JAPAN	79	216	136
				TAIWAN	24	60	39
700 CPL IND PLANT (84/85/87)				EXPORTS	200 929	275 112	169 980
EXPORTS	1 062 779	3 798 057	2 343 573	FRANCE	3 955	6 534	3 998
FRANCE	13 091	27 613	16 855	BELGIUM LUX	6 074	9 391	5 776
BELGIUM LUX	26 879	82 767	52 963	NETHERLANDS	27 219	16 962	10 535
NETHERLANDS	11 349	39 273	24 037	ITALY	6 814	14 040	8 948
ITALY	14 845	35 527	22 178	UNITD KINGDOM	3 075	3 065	1 882
UNITD KINGDOM	15 620	82 598	52 983	IRELAND	766	1 543	895
DENMARK	1 202	1 631	983	DENMARK	6 887	4 635	2 841
GREECE	2 405	8 962	5 380	GREECE	6 085	23 395	14 154
PORTUGAL	6 965	25 966	16 320	PORTUGAL	2 212	4 304	2 641
SPAIN	33 302	102 003	64 524	SPAIN	3 922	5 659	3 529
CANARY IS	1 309	8 585	5 084	CANARY IS	89	106	64
NORWAY	4	219	130	ICELAND	51	86	52
SWEDEN	4 525	9 665	5 817	NORWAY	203	251	153
FINLAND	4 740	17 121	10 205	SWEDEN	4 326	6 153	3 779
SWITZERLAND	1 832	4 562	2 900	FINLAND	1 545	2 110	1 330
AUSTRIA	9 329	12 777	7 928	SWITZERLAND	8 447	11 585	7 173
YUGOSLAVIA	4 055	31 180	19 138	AUSTRIA	5 641	10 446	6 480
TURKEY	20 935	86 232	53 740	GIBALTAR	103	173	105
SOVIET UNION	296 015	1 111 894	679 184	MALTA	1 921	2 052	1 310
POLAND	5 518	20 089	12 244	YUGOSLAVIA	1 397	3 032	1 862
CZECHOSLOVA	14 538	53 027	34 136	TURKEY	3 971	8 505	5 188
HUNGARY	16 056	43 913	27 166	SOVIET UNION	3 339	2 076	1 248
BULGARIA	266	2 872	1 722	POLAND	3 126	3 979	2 504
MOROCCO	6 388	6 115	3 872				
ALGERIA	34 813	98 990	62 336				
TUNISIA	28	141	86				

6 IMPORTS AND EXPORTS (SPECIAL TRADE) BY GROUPS OF THE SITC-REV. III AND BY COUNTRIES OF PRODUCTION AND CONSUMPTION 1990

GROUP COUNTRY	DT = 100 KG	1 000 DM	1 000 \$	GROUP COUNTRY	DT = 100 KG	1 000 DM	1 000 \$
CZECHOSLOVAKIA	4 674	9 843	6 305	NETHERLANDS	6 374	20 522	12 704
HUNGARY	3 391	4 915	3 054	ITALY	3 654	10 180	6 352
BULGARIA	120	311	188	UNITED KINGDOM	4 112	15 062	9 273
MOROCCO	824	1 178	750	IRELAND	80	265	170
ALGERIA	4 201	7 841	4 756	DENMARK	2 909	9 439	5 967
TUNISIA	446	822	493	GREECE	2 159	4 581	2 866
LIBYA	1 323	2 128	1 300	PORTUGAL	1 945	5 752	3 528
EGYPT	6 230	6 790	4 368	SPAIN	2 089	13 708	8 499
SUDAN	1 654	1 095	652	CANARY IS	42	3 367	2 030
NIGER	706	166	98	NORWAY	590	4 032	2 688
GHANA	566	213	138	SWEDEN	606	2 377	1 498
NIGERIA	351	1 084	653	FINLAND	1 678	10 507	6 336
CAMEROON	45	92	54	SWITZERLAND	3 342	28 378	17 659
CONGO	361	121	78	AUSTRIA	1 945	13 963	8 464
TANZANIA	64	280	175	MALTA	49	129	87
MAURITIUS	111	129	85	YUGOSLAVIA	1 554	17 009	10 212
SOUTH AFRICA	218	825	517	TURKEY	234	9 520	5 806
BOTSWANA	38	188	120	SOVIET UNION	6	195	115
USA	4 927	8 697	5 495	POLAND	1 407	3 611	2 264
CANADA	158	908	587	HUNGARY	25	385	230
MEXICO	974	1 845	1 102	BULGARIA	110	570	344
PANAMA	144	148	87	MOROCCO	11	344	211
ST VINCENT	20	51	30	ALGERIA	284	6 499	3 964
VENEZUELA	30	129	81	TUNISIA	5	240	149
ECUADOR	21	48	30	LIBYA	249	8 756	5 518
PERU	9	128	79	EGYPT	185	2 202	1 395
BRAZIL	88	312	200	SUDAN	6	112	71
CHILE	63	269	165	SENEGAL	22	636	423
ARGENTINA	386	2 980	1 799	LIBERIA	169	345	202
CYPRUS	450	228	137	NIGERIA	9	572	355
SYRIA	161	223	136	CAMEROON	1	81	49
IRAQ	876	1 652	982	ZAIRE	1	70	47
IRAN	745	2 036	1 267	SOMALIA	28	128	78
ISRAEL	344	464	293	KENYA	1	56	38
JORDAN	151	141	92	MOZAMBIQUE	108	1 255	747
SAUDI ARABIA	774	1 076	662	MADAGASCAR	1	133	87
KUWAIT	732	738	440	MAURITIUS	293	1 510	911
BAHRAIN	381	233	139	ZIMBABWE	41	1 819	1 098
QATAR	1 218	765	469	MALAWI	31	51	54
ARAB EMIRAT	411	1 295	779	SOUTH AFRICA	7 155	70 008	42 761
AFGHANISTAN	111	86	52	USA	2 320	25 960	15 944
PAKISTAN	868	1 660	1 015	CANADA	47	300	194
INDIA	6 757	10 192	6 339	MEXICO	1 095	8 026	5 072
BANGLADESH	196	342	212	EL SALVADOR	5	53	35
SRI LANKA	168	180	112	NICARAGUA	38	867	528
NEPAL	45	134	82	PANAMA	2	88	52
THAILAND	14 906	13 594	8 189	JAMAICA	12	505	322
INDONESIA	22 821	15 499	9 595	TRINIDAD TOB	84	57	35
MALAYSIA	36	160	97	COLOMBIA		99	65
SINGAPORE	2 312	3 130	1 931	VENEZUELA	63	484	309
PHILIPPINES	1 868	2 470	1 479	ECUADOR	2	109	66
CHINA	2 577	6 017	3 725	PERU	9	139	83
SOUTH KOREA	1 662	6 405	3 965	BRAZIL	2 070	23 224	14 185
JAPAN	238	627	385	CHILE	249	1 398	907
TAIWAN	2 366	2 114	1 293	ARGENTINA	149	4 059	2 580
HONG KONG	3 950	4 314	2 689	CYPRUS	2	75	50
AUSTRALIA	3 283	5 200	3 122	SYRIA	47	825	498
712 STEAM TURBINES				IRAQ	12	577	348
IMPORTS	30 634	167 586	103 505	IRAN	414	5 534	3 470
FRANCE	1 262	10 159	6 202	ISRAEL	241	2 113	1 300
BELGIUM LUX	259	1 098	680	JORDAN	4	167	101
NETHERLANDS	4 566	22 901	13 853	SAUDI ARABIA	30	1 367	884
ITALY	2 679	7 077	4 428	KUWAIT	3	307	181
UNITED KINGDOM	2 707	6 516	4 084	QATAR		58	38
IRELAND	60	447	301	ARAB EMIRAT	38	1 604	1 010
DENMARK	618	1 460	963	OMAN	24	683	430
PORTUGAL	2 206	1 569	1 016	PAKISTAN	564	2 913	1 743
SPAIN	201	4 043	2 510	INDIA	7 079	30 840	18 803
SWEDEN	215	1 663	1 040	BANGLADESH	45	1 173	737
FINLAND	653	4 530	2 907	SRI LANKA	4	144	86
SWITZERLAND	7 470	34 398	21 240	THAILAND	2	147	90
AUSTRIA	3 483	29 564	17 875	INDONESIA	1 358	7 775	4 837
MALTA	49	45	30	MALAYSIA	600	2 538	1 558
YUGOSLAVIA	876	13 879	8 394	SINGAPORE	277	2 158	1 343
POLAND	735	1 762	1 131	PHILIPPINES	397	6 038	3 633
HUNGARY	25	75	46	CHINA	960	6 670	4 122
ALGERIA	24	140	92	SOUTH KOREA	3 607	17 905	11 248
LIBYA	4	80	47	JAPAN	430	3 624	2 179
SENEGAL	28	327	194	TAIWAN	4 588	18 042	11 030
SOUTH AFRICA	56	810	510	AUSTRALIA	151	1 540	984
USA	1 836	19 850	12 870	NEW ZEALAND	276	3 449	2 043
BRAZIL	6	119	70	713 INTRNL COMBUS PSTN ENGIN			
IRAN	52	420	262	IMPORTS	3 216 222	5 540 227	3 434 538
ISRAEL	39	395	245	FRANCE	375 648	594 885	367 770
ARAB EMIRAT	360	3 054	1 792	BELGIUM LUX	26 031	56 891	35 289
PAKISTAN	9	120	72	NETHERLANDS	55 839	90 326	55 972
SINGAPORE	1	54	34	ITALY	81 306	183 868	113 828
PHILIPPINES	14	179	106	UNITED KINGDOM	608 041	1 009 414	627 323
JAPAN	57	593	348	IRELAND	874	3 829	2 377
EXPORTS	80 195	494 705	304 522	DENMARK	13 100	26 667	16 519
FRANCE	5 281	18 764	11 647	GREECE	658	790	502
BELGIUM LUX	4 066	23 594	14 316	PORTUGAL	1 147	1 729	1 091
				SPAIN	253 806	365 485	227 321
				ICELAND	183	145	94

6 IMPORTS AND EXPORTS (SPECIAL TRADE) BY GROUPS OF THE SITC-REV. III AND BY COUNTRIES OF PRODUCTION AND CONSUMPTION 1990

GROUP COUNTRY	DT = 100 KG	1 000 DM	1 000 \$	GROUP COUNTRY	DT = 100 KG	1 000 DM	1 000 \$
NORWAY	2 329	4 899	3 006	CENT AFR REP	93	374	229
SWEDEN	17 774	38 607	23 995	EQUAT GUINEA	21	81	49
FINLAND	5 460	12 834	7 979	GABON	60	306	190
SWITZERLAND	35 640	58 648	36 274	CONGO	46	211	133
AUSTRIA	736 230	1 799 022	1 114 360	ZAIRE	193	1 220	773
YUGOSLAVIA	76 603	73 902	45 611	RWANDA	84	345	213
TURKEY	7 011	27 359	17 193	BURUNDI	27	142	83
SOVIET UNION	1 260	878	541	ANGOLA	199	1 131	686
POLAND	67 689	54 513	33 686	ETHIOPIA	1 186	3 689	2 214
CZECHOSLOVA	1 415	2 845	1 744	DJIBOUTI	28	246	152
HUNGARY	779	876	555	KENYA	427	1 624	994
BULGARIA	158	54	34	UGANDA	139	1 685	1 012
EGYPT	121	123	73	TANZANIA	442	3 085	1 952
LIBERIA	108	56	34	SEYCHELLES	29	171	108
GHANA	82	254	163	MOZAMBIQUE	694	1 552	931
NIGERIA	12	86	55	MADAGASCAR	448	1 515	938
SOUTH AFRICA	2 321	4 564	2 806	REUNION	71	324	203
USA	113 492	259 936	160 743	MAURITIUS	291	2 262	1 454
CANADA	3 713	9 611	6 038	ZAMBIA	162	574	364
MEXICO	308 721	315 968	194 918	ZIMBABWE	764	3 017	1 849
PANAMA	42	63	38	MALAWI	176	712	437
VENEZUELA	336	836	507	SOUTH AFRICA	58 774	189 808	117 073
ECUADOR	10	49	32	NAMIBIA	77	278	168
BRAZIL	151 852	125 942	78 067	BOTSWANA	20	64	40
CHILE	14	76	45	USA	952 001	1 641 439	1 018 832
PARAGUAY	43	96	58	CANADA	18 839	51 112	31 265
ARGENTINA	5 365	3 079	1 921	MEXICO	33 810	94 577	58 981
CYPRUS	599	369	228	GUATEMALA	136	924	561
LEBANON	44	74	45	HONDURAS	264	96	62
ISRAEL	284	800	481	EL SALVADOR	476	343	212
SAUDI ARABIA	74	454	289	NICARAGUA	54	120	70
ARAB EMIRAT	102	1 899	1 265	COSTA RICA	378	775	478
INDIA	1 175	2 433	1 506	PANAMA	346	1 550	951
THAILAND	84	63	39	CUBA	115	710	426
INDONESIA	59	89	53	BAHAMAS	12	73	45
SINGAPORE	801	5 509	3 359	DOMINIC REP	58	404	247
CHINA	232	202	122	GUADELOUPE	175	1 204	778
SOUTH KOREA	55 076	92 173	57 404	ANTIGUA	70	131	77
JAPAN	89 051	184 815	114 561	MARTINIQUE	30	191	119
TAIWAN	212	428	267	JAMAICA	25	215	130
HONG KONG	320	1 975	1 230	BARBADOS	44	327	202
AUSTRALIA	112 616	119 358	74 892	TRINIDAD TOB	71	734	444
EXPORTS	5 732 894	9 463 073	5 885 461	NETH ANTILL	175	1 480	912
FRANCE	362 369	660 072	408 654	COLOMBIA	1 623	2 157	1 321
BELGIUM LUX	561 355	978 607	622 529	VENEZUELA	1 446	5 138	3 186
NETHERLANDS	195 464	297 474	184 583	ECUADOR	2 013	4 970	3 080
ITALY	107 744	493 041	304 310	PERU	2 207	8 514	5 155
UNTD KINGDOM	1 347 542	933 581	578 692	BRAZIL	6 559	35 345	21 906
IRELAND	1 165	5 017	3 070	CHILE	6 964	16 836	10 292
DENMARK	52 957	132 051	82 142	BOLIVIA	1 289	3 596	2 174
GREECE	48 669	55 041	34 106	PARAGUAY	98	377	234
PORTUGAL	9 639	37 347	23 193	URUGUAY	566	1 999	1 234
SPAIN	412 154	667 867	413 365	ARGENTINA	3 582	12 708	7 958
CANARY IS	926	4 576	2 839	CYPRUS	1 944	4 321	2 682
CEUTA MEL	1 166	3 745	2 314	LEBANON	771	2 864	1 796
ICELAND	536	1 854	1 159	SYRIA	6 021	7 664	4 682
FAROE IS	15	321	213	IRAQ	2 279	11 152	6 739
NORWAY	14 671	70 423	43 414	IRAN	41 983	115 270	73 202
SWEDEN	153 495	338 237	209 703	ISRAEL	3 708	12 852	7 849
FINLAND	28 774	75 501	46 881	JORDAN	3 485	4 400	2 710
SWITZERLAND	49 848	134 075	83 243	SAUDI ARABIA	9 809	42 171	26 077
AUSTRIA	784 785	800 469	497 175	KUWAIT	1 307	7 011	4 192
ANDORRA	36	114	72	BAHRAIN	207	1 075	656
GIBRALTAR	339	1 240	750	QATAR	521	1 431	885
MALTA	232	1 150	716	ARAB EMIRAT	7 461	21 957	13 579
YUGOSLAVIA	63 154	175 759	109 395	OMAN	479	2 492	1 534
TURKEY	39 358	102 215	63 730	NORTH YEMEN	460	809	484
SOVIET UNION	23 463	128 036	78 582	SOUTH YEMEN	219	962	585
POLAND	3 063	10 079	6 198	AFGHANISTAN	389	318	195
CZECHOSLOVA	3 183	25 961	16 221	PAKISTAN	633	2 657	1 629
HUNGARY	2 425	9 968	6 148	INDIA	9 480	32 704	20 340
ROMANIA	789	6 533	4 109	BANGLADESH	3 045	6 193	3 870
BULGARIA	1 015	4 163	2 559	SRI LANKA	195	1 659	1 048
ALBANIA	63	354	212	MYANMAR	70	393	237
MOROCCO	5 794	13 022	8 049	THAILAND	3 592	13 028	8 135
ALGERIA	58 761	155 855	97 272	INDONESIA	5 991	40 790	26 089
TUNISIA	5 641	15 343	9 530	MALAYSIA	3 175	16 453	10 059
LIBYA	2 652	11 868	7 415	SINGAPORE	27 304	122 397	76 275
EGYPT	47 663	45 736	28 335	PHILIPPINES	1 410	3 153	1 930
SUDAN	204	1 143	708	CHINA	29 103	125 286	78 167
MAURITANIA	116	768	479	NORTH KOREA	42	330	207
MALI	25	243	160	SOUTH KOREA	15 994	133 252	83 067
BURKINA FASO	11	66	40	JAPAN	15 859	75 811	46 760
CAPE VERDE	186	1 326	825	TAIWAN	2 443	21 004	13 611
SENEGAL	712	1 745	1 078	HONG KONG	3 586	18 983	11 779
GAMBIA	40	100	60	AUSTRALIA	26 590	80 841	50 002
GUIN BISSAU	13	47	30	AUST OCEANIA	10	310	193
GUINEA	759	2 961	1 868	NEW ZEALAND	717	2 676	1 668
SIERRA LEONE	111	503	314	AMER OCEANIA	9	106	72
LIBERIA	285	830	490	NEW CALEDON	54	159	103
IVORY COAST	408	1 640	995	FR POLYNESIA	26	207	127
GHANA	1 112	1 900	1 171	714 ENGINES,MOTORS NON-ELECT			
TOGO	91	506	310	IMPORTS	67 237	2 365 736	1 464 726
NIGERIA	9 155	13 216	8 130	FRANCE	8 756	189 141	117 929
CAMEROON	316	1 205	743				

6 IMPORTS AND EXPORTS (SPECIAL TRADE) BY GROUPS OF THE SITC-REV. III AND BY COUNTRIES OF PRODUCTION AND CONSUMPTION 1990

GROUP COUNTRY	DT = 100 KG	1 000 DM	1 000 \$	GROUP COUNTRY	DT = 100 KG	1 000 DM	1 000 \$
BELGIUM LUX	1 009	17 779	10 933	CHILE	48	5 697	3 831
NETHERLANDS	8 985	227 081	138 817	BOLIVIA	110	61	40
ITALY	4 635	28 367	17 533	CYPRUS	3	713	427
UNTD KINGDOM	10 244	280 429	174 075	SYRIA		317	188
IRELAND		62	36	IRAQ	138	14 749	9 014
DENMARK	2 996	5 103	3 205	IRAN	1 791	20 269	13 014
GREECE		51	33	ISRAEL	38	1 551	974
PORTUGAL	31	2 731	1 711	JORDAN	9	2 591	1 562
SPAIN	15	455	286	SAUDI ARABIA	5 355	36 409	21 760
NORWAY	138	1 226	746	KUWAIT	21	5 252	3 129
SWEDEN	189	11 668	7 217	BAHRAIN	108	7 110	4 358
FINLAND	321	16 956	10 561	QATAR	74	12 723	7 517
SWITZERLAND	13 146	108 066	67 095	ARAB EMIRAT	240	12 284	7 681
AUSTRIA	586	14 551	8 839	NORTH YEMEN	2	442	267
MALTA		92	56	SOUTH YEMEN		65	39
YUGOSLAVIA	1 295	1 221	788	PAKISTAN	1 474	11 076	6 710
TURKEY	2	200	120	INDIA	371	11 876	7 086
POLAND	1 066	6 056	3 687	SRI LANKA	4	95	56
CZECHOSLOVA		202	121	THAILAND	119	16 961	10 838
HUNGARY	262	340	225	INDONESIA	72	693	421
EGYPT	2	188	112	MALAYSIA	727	104 175	63 729
SOUTH AFRICA	13	1 004	643	SINGAPORE	1 502	37 805	23 005
USA	8 835	1 132 307	704 173	PHILIPPINES	527	69 471	42 510
CANADA	1 041	94 179	58 019	SOUTH KOREA	227	8 061	5 169
MEXICO	164	21 216	13 153	JAPAN	136	7 440	4 603
BRAZIL	13	1 372	853	TAIWAN	9 106	17 288	10 451
CHILE	48	6 186	3 939	HONG KONG	62	6 929	4 130
CYPRUS	6	908	610	AUSTRALIA	204	9 368	5 810
ISRAEL	64	5 739	3 531	NEW ZEALAND	12	751	444
SAUDI ARABIA	37	237	155				
QATAR	421	19 638	12 051	716 ROTATING ELECTRIC PLANT			
ARAB EMIRAT	30	1 229	724	IMPORTS	1 555 745	2 177 235	1 351 433
PAKISTAN	43	487	287	FRANCE	333 258	378 391	234 233
INDIA	36	1 597	1 036	BELGIUM LUX	28 895	85 170	52 637
BANGLADESH	6	749	504	NETHERLANDS	33 423	88 296	54 823
THAILAND	31	3 566	2 338	ITALY	206 174	238 110	147 795
INDONESIA	268	269	164	UNTD KINGDOM	112 256	94 233	58 334
MALAYSIA	57	7 108	4 465	IRELAND	8 152	20 680	12 507
SINGAPORE	100	7 835	4 896	DENMARK	51 039	79 443	49 963
PHILIPPINES	66	8 379	5 198	GREECE	2 415	373	234
SOUTH KOREA	1	323	208	PORTUGAL	2 405	3 681	2 257
JAPAN	2 096	118 277	70 508	SPAIN	94 345	114 219	70 608
HONG KONG	45	5 969	3 577	NORWAY	1 132	9 548	5 855
AUSTRALIA	117	15 106	9 495	SWEDEN	45 453	58 942	36 899
EXPORTS	100 893	2 548 842	1 575 596	FINLAND	28 276	36 964	23 185
FRANCE	16 866	315 602	196 302	SWITZERLAND	117 826	246 480	153 536
BELGIUM LUX	1 090	29 928	18 639	AUSTRIA	141 691	153 889	95 341
NETHERLANDS	5 285	102 023	63 281	YUGOSLAVIA	90 208	80 610	49 959
ITALY	4 325	60 666	38 611	TURKEY	6 106	2 970	1 835
UNTD KINGDOM	7 157	268 217	165 438	SOVIET UNION	4 064	1 976	1 222
IRELAND	115	9 136	5 524	POLAND	22 501	14 610	9 107
DENMARK	94	21 570	13 526	CZECHOSLOVA	60 091	24 194	15 034
GREECE	89	7 956	4 784	HUNGARY	32 382	32 427	20 283
PORTUGAL	78	4 637	2 892	ROMANIA	59	90	52
SPAIN	125	4 900	2 931	BULGARIA	6 108	3 333	2 085
CANARY IS	20	658	402	MOROCCO	21	62	42
NORWAY	1 033	16 019	9 949	TUNISIA	87	379	235
SWEDEN	424	19 207	11 922	EGYPT	192	1 070	628
FINLAND	132	13 206	8 042	LIBERIA	77	51	30
SWITZERLAND	6 140	61 297	38 034	SOUTH AFRICA	346	650	410
AUSTRIA	740	21 851	13 527	USA	38 937	168 728	104 611
MALTA	2	411	248	CANADA	1 773	4 860	3 052
YUGOSLAVIA	45	8 215	5 239	MEXICO	832	1 780	1 113
TURKEY	12	1 532	922	ECUADOR	2	70	42
SOVIET UNION	13	2 848	1 698	BRAZIL	6 684	4 571	2 848
POLAND	493	582	381	CHILE	2	74	50
CZECHOSLOVA	13	68	43	ARGENTINA	1	81	48
HUNGARY	65	204	129	SYRIA	100	50	30
ROMANIA	9	1 153	677	IRAQ	177	144	86
MOROCCO	4	553	331	IRAN	9	56	34
ALGERIA	299	24 764	15 197	ISRAEL	65	817	492
TUNISIA	4	541	320	SAUDI ARABIA	389	722	428
LIBYA	37	4 763	3 031	KUWAIT	20	131	78
EGYPT	62	5 348	3 217	ARAB EMIRAT	232	1 525	971
CAPE VERDE	1	57	34	INDIA	83	186	117
NIGERIA	150	10 458	6 992	THAILAND	1 990	8 519	5 216
CAMEROON	9	1 032	617	INDONESIA	41	61	39
GABON	3	594	351	MALAYSIA	1 136	7 544	4 477
CONGO	10	515	307	SINGAPORE	3 742	11 280	6 979
ANGOLA	4	907	551	CHINA	34 133	50 871	31 589
ETHIOPIA	9	3 382	1 999	SOUTH KOREA	1 347	7 447	4 737
SOMALIA	4	1 154	702	JAPAN	23 574	101 582	63 078
KENYA	72	8 786	5 464	TAIWAN	3 769	14 836	9 131
SEYCHELLES	2	652	387	HONG KONG	6 244	17 499	10 836
ZIMBABWE	1	157	95	AUSTRALIA	2 811	2 492	1 532
SOUTH AFRICA	76	5 247	3 239	EXPORTS	1 558 526	3 776 815	2 341 784
BOTSWANA		75	44	FRANCE	167 262	412 990	255 767
LESOTHO		56	33	BELGIUM LUX	119 580	186 402	115 768
USA	32 804	1 039 226	642 273	NETHERLANDS	136 560	294 042	182 610
CANADA	272	30 275	18 726	ITALY	149 784	379 317	234 769
MEXICO	20	5 101	3 029	UNTD KINGDOM	122 995	327 892	202 573
GUADELOUPE		65	39	IRELAND	5 194	8 801	5 514
MARTINIQUE	7	2 139	1 287	DENMARK	64 033	116 959	72 559
VENEZUELA		87	55				
BRAZIL	79	8 576	5 136				

6 IMPORTS AND EXPORTS (SPECIAL TRADE) BY GROUPS OF THE SITC-REV. III AND BY COUNTRIES OF PRODUCTION AND CONSUMPTION 1990

GROUP COUNTRY	DT = 100 KG	1 000 DM	1 000 \$	GROUP COUNTRY	DT = 100 KG	1 000 DM	1 000 \$
GREECE	15 861	28 046	17 480	SAUDI ARABIA	6 895	21 437	13 647
PORTUGAL	15 998	39 836	24 108	KUWAIT	148	1 053	638
SPAIN	56 907	108 254	67 638	BAHRAIN	85	416	251
CANARY IS	228	782	502	QATAR	141	534	338
ICELAND	152	357	225	ARAB EMIRAT	4 190	11 245	7 090
NORWAY	18 320	35 613	22 211	OMAN	89	321	198
SWEDEN	56 935	135 081	83 853	NORTH YEMEN	807	1 866	1 108
FINLAND	27 814	56 600	35 211	SOUTH YEMEN	8	111	66
SWITZERLAND	125 679	349 296	216 415	PAKISTAN	3 791	8 190	5 037
AUSTRIA	84 170	185 720	115 575	INDIA	6 569	21 035	12 981
GIBRALTAR	23	72	43	BANGLADESH	348	1 042	663
MALTA	229	909	560	SRI LANKA	975	1 282	790
YUGOSLAVIA	9 410	25 984	16 185	NEPAL	42	94	58
TURKEY	16 427	48 954	30 608	MYANMAR	25	135	83
SOVIET UNION	6 282	21 133	13 161	THAILAND	8 688	14 322	9 078
POLAND	4 767	9 423	5 896	LAOS	8	252	160
CZECHOSLOVAKIA	2 825	12 974	8 044	VIETNAM	49	137	83
HUNGARY	5 968	18 633	11 576	INDONESIA	7 978	27 408	17 408
ROMANIA	437	1 087	658	MALAYSIA	1 661	9 180	5 716
BULGARIA	501	2 192	1 350	SINGAPORE	16 046	40 305	24 953
MOROCCO	657	2 216	1 352	PHILIPPINES	794	2 881	1 794
ALGERIA	2 448	9 507	5 721	CHINA	36 866	88 851	54 933
TUNISIA	766	2 509	1 554	NORTH KOREA	88	281	166
LIBYA	3 201	9 616	6 106	SOUTH KOREA	8 600	30 728	18 701
EGYPT	6 028	15 094	9 305	JAPAN	6 455	23 747	14 851
SUDAN	204	994	597	TAIWAN	14 898	42 362	26 484
MALI	14	118	72	HONG KONG	2 604	6 914	4 296
BURKINA FASO	9	66	40	AUSTRALIA	12 836	28 877	18 089
NIGER	9	50	30	NEW ZEALAND	930	1 948	1 197
CHAD	39	95	56	WEST SAMOA	103	88	58
CAPE VERDE	1 759	6 147	3 898	FR POLYNESIA	1	47	31
GUINEA	460	884	538				
SIERRA LEONE	160	360	228				
LIBERIA	229	593	353				
IVORY COAST	227	745	470				
GHANA	440	1 044	631				
TOGO	131	340	216				
NIGERIA	5 044	18 840	11 386				
CAMEROON	389	1 763	1 052				
CENT AFR REP	27	77	50				
CONGO	138	455	291				
ZAIRE	718	2 386	1 461				
RWANDA	33	144	89				
ANGOLA	765	2 206	1 410				
ETHIOPIA	1 477	3 870	2 304				
SOMALIA	125	343	209				
KENYA	1 538	4 186	2 565				
UGANDA	121	304	191				
TANZANIA	280	772	472				
MOZAMBIQUE	53	155	100				
MADAGASCAR	49	184	101				
MAURITIUS	382	1 469	893				
ZAMBIA	330	959	602				
ZIMBABWE	84	376	230				
MALAWI	70	283	180				
SOUTH AFRICA	11 956	29 267	18 332				
NAMIBIA	47	107	70				
BOTSWANA	612	1 516	1 017				
USA	77 567	240 877	149 413				
CANADA	13 506	31 891	19 708				

6 IMPORTS AND EXPORTS (SPECIAL TRADE) BY GROUPS OF THE SITC-REV. III AND BY COUNTRIES OF PRODUCTION AND CONSUMPTION 1990

GROUP COUNTRY	DT = 100 KG	1 000 DM	1 000 \$	GROUP COUNTRY	DT = 100 KG	1 000 DM	1 000 \$
MOROCCO	242	470	287	JAPAN	15 458	27 973	17 528
ALGERIA	484	1 733	1 064	TAIWAN	578	556	336
TUNISIA	45	309	194	AUSTRALIA	68	62	41
LIBYA	96	676	416	NEW ZEALAND	91	456	271
EGYPT	787	3 333	2 037	EXPORTS	2 101 028	2 430 253	1 493 081
SUDAN	15	93	58	FRANCE	421 026	516 856	318 015
TOGO	11	68	41	BELGIUM LUX	83 345	105 456	64 709
NIGERIA	360	718	451	NETHERLANDS	220 746	216 051	133 077
GABON	60	494	299	ITALY	103 208	127 174	77 714
BURUNDI	135	245	150	UNITD KINGDOM	182 289	208 701	128 350
KENYA	19	202	122	IRELAND	16 465	18 204	11 133
TANZANIA	129	549	327	DENMARK	73 731	83 028	51 164
MAURITIUS	11	82	53	GREECE	11 912	14 579	8 896
ZAMBIA	3	190	115	PORTUGAL	20 977	20 814	12 634
ZIMBABWE	24	92	59	SPAIN	91 653	100 381	60 906
SOUTH AFRICA	1 276	6 231	3 843	CANARY IS	207	251	155
USA	31 119	78 719	48 803	ICELAND	3 189	2 583	1 576
CANADA	2 752	6 720	4 136	NORWAY	19 218	17 607	10 765
MEXICO	683	3 134	1 964	SWEDEN	53 439	60 653	37 183
GUATEMALA	8	242	153	FINLAND	45 835	49 573	29 955
HONDURAS	73	187	126	SWITZERLAND	88 546	124 889	76 362
EL SALVADOR	9	149	100	AUSTRIA	149 930	168 796	103 542
CUBA	4	81	51	MALTA	153	94	56
HAITI	113	653	388	YUGOSLAVIA	21 277	19 541	12 153
DOMINIC REP	241	711	456	TURKEY	7 711	8 730	5 465
DOMINICA	18	319	215	SOVIET UNION	9 042	30 739	18 704
TRINIDAD TOB	16	52	56	POLAND	24 447	17 795	11 209
NETH ANTILL	11	86	51	CZECHOSLOVA	14 921	29 042	18 173
COLOMBIA	65	449	286	HUNGARY	47 802	56 710	34 833
VENEZUELA	414	1 490	925	ROMANIA	66	101	65
ECUADOR	16	329	199	BULGARIA	2 292	4 285	2 645
PERU	52	720	436	ALBANIA	35	79	53
BRAZIL	4 213	14 378	9 070	MOROCCO	11 772	13 711	8 223
CHILE	2 554	5 196	3 124	ALGERIA	10 469	9 897	6 176
BOLIVIA	2	69	45	TUNISIA	3 186	3 541	2 159
ARGENTINA	140	936	577	LIBYA	947	2 708	1 625
CYPRUS	14	138	85	EGYPT	1 371	3 587	2 227
SYRIA	8	167	103	SUDAN	20 463	17 302	11 496
IRAQ	241	1 008	610	MAURITANIA	153	436	281
IRAN	744	4 016	2 514	MALI	134	100	59
ISRAEL	174	881	546	BURKINA FASO	288	527	315
JORDAN	8	230	140	CHAD	21	141	83
SAUDI ARABIA	434	2 889	1 774	SENEGAL	291	267	175
KUWAIT	21	324	193	IVORY COAST	86	111	69
BAHRAIN	24	78	49	GHANA	214	256	162
QATAR	11	89	55	TOGO	231	161	98
ARAB EMIRAT	772	5 441	3 411	NIGERIA	394	679	428
PAKISTAN	30	278	175	CAMEROON	36	67	41
INDIA	1 574	6 429	4 025	GABON	103	128	81
SRI LANKA	35	219	139	ZAIRE	47	160	97
NEPAL	1	107	72	RWANDA	88	349	223
THAILAND	163	985	620	BURUNDI	37	92	57
INDONESIA	182	720	457	ANGOLA	186	1 122	678
MALAYSIA	316	1 169	733	ETHIOPIA	48	107	66
SINGAPORE	1 495	8 814	5 442	KENYA	1 674	2 272	1 350
PHILIPPINES	18	163	100	UGANDA	257	409	247
CHINA	2 197	5 152	3 207	TANZANIA	2 185	2 718	1 735
SOUTH KOREA	4 958	27 495	17 219	MOZAMBIQUE	73	277	167
JAPAN	1 415	9 189	5 708	MADAGASCAR	194	832	497
TAIWAN	312	2 120	1 290	REUNION	60	83	52
HONG KONG	528	2 402	1 478	MAURITIUS	260	218	137
AUSTRALIA	921	6 222	3 842	MAYOTTE	360	950	562
PAPUA NEW G	170	592	351	ZAMBIA	1 443	2 333	1 384
NEW ZEALAND	55	216	137	ZIMBABWE	5 336	6 794	4 457
721 AGRIC. MACHINES, EX. TRACTR				MALAWI	21	63	40
IMPORTS	1 121 045	1 151 094	711 325	SOUTH AFRICA	12 804	15 723	9 689
FRANCE	184 814	168 798	104 590	USA	119 819	118 592	72 517
BELGIUM LUX	55 196	65 566	40 361	CANADA	10 782	12 437	7 590
NETHERLANDS -	173 047	196 544	122 332	MEXICO	358	1 006	628
ITALY	174 280	142 728	87 746	BELIZE	149	121	81
UNITD KINGDOM	33 082	47 128	29 015	HONDURAS	395	373	241
IRELAND	1 696	822	497	NICARAGUA	124	257	153
DENMARK	79 909	99 965	62 263	PANAMA	373	351	218
GREECE	168	267	170	CUBA	42	114	69
PORTUGAL	266	128	78	DOMINIC REP	777	757	494
SPAIN	6 234	5 365	3 296	GUADELOUPE	438	250	161
NORWAY	29 414	20 867	12 856	MARTINIQUE	234	195	121
SWEDEN	23 516	89 777	55 637	COLOMBIA	2 937	3 987	2 416
FINLAND	7 414	13 155	7 929	VENEZUELA	138	386	235
SWITZERLAND	8 980	18 894	11 761	FRENCH GUIAN	252	189	113
AUSTRIA	107 260	103 723	63 698	ECUADOR	269	253	162
YUGOSLAVIA	5 341	1 933	1 181	PERU	36	59	35
TURKEY	500	143	96	BRAZIL	224	881	534
SOVIET UNION	1 791	385	239	CHILE	1 866	3 253	2 005
POLAND	30 226	5 449	3 366	PARAGUAY	282	828	501
CZECHOSLOVA	16 741	5 358	3 363	URUGUAY	632	656	416
HUNGARY	100 265	58 514	35 110	ARGENTINA	71	233	152
BULGARIA	639	173	106	CYPRUS	388	839	509
SOUTH AFRICA	251	301	180	LEBANON	695	383	231
USA	57 032	71 151	43 295	SYRIA	7 053	2 372	1 443
CANADA	2 405	3 109	1 867	IRAQ	23 159	28 476	17 184
COLOMBIA	271	48	31	IRAN	30 536	37 661	23 466
ISRAEL	436	647	396	ISRAEL	2 337	3 690	2 237
CHINA	3 574	938	586	JORDAN	235	500	299
				SAUDI ARABIA	25 653	32 736	20 450

6 IMPORTS AND EXPORTS (SPECIAL TRADE) BY GROUPS OF THE SITC-REV. III AND BY COUNTRIES OF PRODUCTION AND CONSUMPTION 1990

GROUP COUNTRY	DT = 100 KG	1 000 DM	1 000 \$	GROUP COUNTRY	DT = 100 KG	1 000 DM	1 000 \$
KUWAIT	368	393	233	SOUTH AFRICA	10 396	11 141	6 625
QATAR	24	133	83	USA	699 797	673 451	414 124
ARAB EMIRAT	850	1 406	857	CANADA	33 006	31 149	19 653
OMAN	58	103	63	MEXICO	188	233	151
PAKISTAN	707	2 410	1 517	GUATEMALA	2 320	1 666	1 070
INDIA	27	141	91	HONDURAS	2 734	2 070	1 289
BANGLADESH	3	52	33	EL SALVADOR	194	152	96
SRI LANKA	104	69	45	COSTA RICA	1 124	974	616
NEPAL	119	191	128	PANAMA	1 064	812	516
THAILAND	1 137	2 557	1 570	DOMINIC REP	1 329	1 075	660
VIETNAM	14	63	41	GUADELOUPE	152	207	122
INDONESIA	356	629	390	MARTINIQUE	318	419	260
MALAYSIA	598	571	356	BARBADOS	455	422	266
SINGAPORE	181	946	580	COLOMBIA	5 759	4 142	2 597
PHILIPPINES	213	363	233	VENEZUELA	4 632	3 497	2 141
CHINA	1 504	4 198	2 541	ECUADOR	791	625	377
SOUTH KOREA	1 315	4 321	2 652	PERU	1 418	1 660	1 002
JAPAN	57 733	45 699	27 955	BRAZIL	1 600	1 835	1 217
TAIWAN	2 834	4 464	2 751	CHILE	850	613	374
HONG KONG	15	317	194	BOLIVIA	279	215	137
AUSTRALIA	11 096	14 568	9 002	PARAGUAY	1 016	797	481
NEW ZEALAND	2 696	3 667	2 272	URUGUAY	8 113	6 375	3 967
FR POLYNESIA	23	46	30	CYPRUS	133	48	32
722 TRACTORS				LEBANON	1 179	203	126
IMPORTS	478 727	512 932	318 757	SYRIA	8 793	2 020	1 254
FRANCE	71 440	80 116	49 886	IRAN	465	1 480	942
BELGIUM LUX	7 468	9 595	5 965	ISRAEL	1 631	1 761	1 052
NETHERLANDS	17 133	14 567	8 924	JORDAN	304	56	33
ITALY	141 324	149 632	93 184	SAUDI ARABIA	19 352	26 353	16 027
UNITED KINGDOM	112 264	105 520	65 751	ARAB EMIRAT	262	286	174
DENMARK	9 021	2 439	1 492	OMAN	176	230	139
SPAIN	1 734	2 557	1 530	PAKISTAN	430	571	338
NORWAY	165	122	72	INDIA	220	267	159
SWEDEN	14 457	28 358	17 252	THAILAND	4 171	3 517	2 185
FINLAND	1 518	3 818	2 313	INDONESIA	88	238	153
SWITZERLAND	1 811	3 690	2 294	MALAYSIA	2 302	2 164	1 394
AUSTRIA	34 244	46 806	29 206	SINGAPORE	2 494	3 175	2 025
YUGOSLAVIA	3 456	2 379	1 455	PHILIPPINES	300	414	256
TURKEY	270	316	192	CHINA	612	758	460
POLAND	3 104	7 469	4 598	NORTH KOREA	23 213	19 229	12 290
CZECHOSLOVAKIA	16 272	7 482	4 598	SOUTH KOREA	4 090	6 851	4 280
USA	32 875	35 259	21 910	JAPAN	36 505	40 647	25 813
CANADA	1 598	1 614	1 019	TAIWAN	3 016	3 443	2 150
JAPAN	13 135	18 074	11 287	AUSTRALIA	39 333	40 282	24 731
EXPORTS	2 284 259	2 414 771	1 497 309	NEW ZEALAND	8 319	7 739	4 748
FRANCE	416 196	445 841	278 978	NEW CALEDON	109	159	95
BELGIUM LUX	58 553	71 389	44 174	WALLIS FUTUN	84	90	55
NETHERLANDS	122 236	137 654	85 492	N ZEAL OCEAN	139	65	38
ITALY	68 764	83 252	51 421	723 CIVIL ENGINEERING EQUIPT			
UNITED KINGDOM	203 991	206 552	128 454	IMPORTS	2 723 494	2 126 771	1 324 903
IRELAND	4 970	5 445	3 378	FRANCE	567 245	422 731	263 556
DENMARK	57 512	67 700	42 025	BELGIUM LUX	319 321	273 570	169 326
GREECE	39 218	37 402	23 075	NETHERLANDS	147 180	110 576	68 794
PORTUGAL	24 546	29 512	18 246	ITALY	291 826	207 080	129 042
SPAIN	55 575	56 081	34 825	UNITED KINGDOM	244 792	195 315	122 490
CANARY IS	98	148	92	IRELAND	8 951	7 225	4 516
ICELAND	314	455	290	DENMARK	25 781	22 301	13 910
NORWAY	26 375	32 923	20 712	PORTUGAL	546	630	403
SWEDEN	62 819	75 889	46 949	SPAIN	27 495	15 457	9 641
FINLAND	50 217	60 680	38 155	CANARY IS	9	51	30
SWITZERLAND	36 056	50 975	31 033	NORWAY	10 795	9 164	5 741
AUSTRIA	74 676	96 957	60 280	SWEDEN	115 920	126 663	79 045
ANDORRA	86	138	89	FINLAND	8 027	26 289	16 154
YUGOSLAVIA	4 408	4 040	2 522	SWITZERLAND	48 308	53 993	33 379
TURKEY	511	920	551	AUSTRIA	192 378	205 508	128 219
SOVIET UNION	1 019	1 230	729	YUGOSLAVIA	169 771	49 315	30 479
POLAND	2 969	1 739	1 099	TURKEY	8 850	3 215	1 990
CZECHOSLOVAKIA	573	913	584	SOVIET UNION	5 322	1 892	1 162
HUNGARY	6 061	5 031	3 161	POLAND	33 935	8 224	5 164
BULGARIA	53	79	50	CZECHOSLOVAKIA	51 617	17 137	10 828
MOROCCO	7 334	8 524	5 282	HUNGARY	130 410	39 470	24 506
ALGERIA	1 469	2 105	1 380	BULGARIA	7 170	679	422
TUNISIA	6 335	6 445	4 051	ALGERIA	170	104	63
LIBYA	586	1 228	737	SOUTH AFRICA	146	733	462
EGYPT	268	90	54	USA	144 359	147 115	91 674
BURKINA FASO	188	64	38	CANADA	12 162	14 791	9 093
GAMBIA	232	101	61	BRAZIL	2 196	2 230	1 399
GUINEA	53	88	59	IRAQ	7	47	30
SIERRA LEONE	34	90	53	ISRAEL	45	73	47
IVORY COAST	306	338	206	JORDAN	1 144	555	339
TOGO	119	155	98	SAUDI ARABIA	2 170	495	299
NIGERIA	551	810	526	BAHRAIN	31	52	31
ZAIRE	192	284	174	INDIA	84	172	101
ANGOLA	71	120	72	SRI LANKA	393	110	65
SOMALIA	200	332	197	SINGAPORE	3 057	4 077	2 651
KENYA	549	563	355	CHINA	2 881	774	477
UGANDA	2 528	4 042	2 402	SOUTH KOREA	4 081	1 473	908
TANZANIA	435	545	343	JAPAN	133 322	156 831	98 120
MADAGASCAR	798	1 188	730	HONG KONG	184	100	66
MAURITIUS	501	681	406	AUSTRALIA	57	283	172
ZAMBIA	722	1 067	639	EXPORTS	4 315 893	4 705 887	2 903 211
ZIMBABWE	6 911	7 077	4 205	FRANCE	588 751	539 209	331 409

6 IMPORTS AND EXPORTS (SPECIAL TRADE) BY GROUPS OF THE SITC-REV. III AND BY COUNTRIES OF PRODUCTION AND CONSUMPTION 1990

GROUP COUNTRY	DT = 100 KG	1 000 DM	1 000 \$	GROUP COUNTRY	DT = 100 KG	1 000 DM	1 000 \$
BELGIUM LUX	234 818	206 394	127 590	URUGUAY	331	565	348
NETHERLANDS	340 563	290 796	178 928	ARGENTINA	823	1 651	1 085
ITALY	259 951	253 265	156 425	FALKLAND IS	42	137	90
UNTD KINGDOM	322 097	359 608	220 652	CYPRUS	1 461	1 517	954
IRELAND	15 880	16 425	9 991	LEBANON	1 128	1 192	123
DENMARK	51 130	60 625	37 335	SYRIA	2 571	3 629	2 226
GREECE	84 461	29 726	18 436	IRAQ	6 820	19 717	11 840
PORTUGAL	49 616	51 411	31 773	IRAN	13 733	28 932	18 032
SPAIN	275 147	268 772	168 699	ISRAEL	11 269	15 362	9 601
CANARY IS	1 013	1 422	868	JORDAN	1 672	5 082	3 158
CEUTA MEL	9	48	30	SAUDI ARABIA	8 585	14 220	8 832
ICELAND	4 152	3 428	2 130	KUWAIT	1 227	1 606	958
NORWAY	34 089	49 393	30 439	BAHRAIN	425	495	305
SWEDEN	122 756	120 979	74 149	QATAR	138	419	256
FINLAND	33 339	40 051	24 596	ARAB EMIRAT	10 643	12 107	7 513
SWITZERLAND	200 722	267 515	164 765	OMAN	712	1 632	1 000
AUSTRIA	241 546	243 535	150 531	NORTH YEMEN	732	627	401
GIBRALTAR	215	360	230	SOUTH YEMEN	1 667	1 126	676
MALTA	294	564	348	PAKISTAN	6 645	12 738	7 926
YUGOSLAVIA	79 600	97 452	60 578	INDIA	12 318	24 187	14 865
TURKEY	48 953	52 858	32 880	BANGLADESH	2 276	2 489	1 630
SOVIET UNION	33 114	65 269	41 193	MALDIVES	57	69	41
POLAND	13 782	20 699	12 799	SRI LANKA	210	380	228
CZECHOSLOVA	43 679	48 488	30 373	NEPAL	1 227	1 389	851
HUNGARY	30 530	42 713	26 547	MYANMAR	32	254	150
ROMANIA	852	1 653	1 097	THAILAND	16 275	29 788	18 884
BULGARIA	2 678	4 133	2 508	VIETNAM	43	988	648
MOROCCO	9 256	10 651	6 632	CAMBODIA	16	93	55
ALGERIA	38 942	61 024	37 648	INDONESIA	14 654	18 401	11 397
TUNISIA	9 972	13 983	8 622	MALAYSIA	13 132	11 917	7 316
LIBYA	33 779	57 065	35 128	SINGAPORE	32 783	36 734	22 767
EGYPT	13 978	21 339	13 271	PHILIPPINES	2 091	2 169	1 332
SUDAN	1 123	2 696	1 647	CHINA	13 785	33 853	20 790
MAURITANIA	3 329	7 587	4 922	NORTH KOREA	25	444	283
MALI	482	829	516	SOUTH KOREA	69 992	134 377	82 627
BURKINA FASO	361	532	317	JAPAN	31 315	53 763	33 506
NIGER	87	110	68	TAIWAN	13 922	21 734	13 268
CHAD	59	215	142	HONG KONG	17 474	27 345	16 995
SENEGAL	1 646	3 936	2 489	AUSTRALIA	52 909	75 262	46 064
GAMBIA	63	70	41	PAPUA NEW G	69	213	130
GUINEA	3 360	4 426	2 680	NEW ZEALAND	1 996	2 528	1 571
SIERRA LEONE	151	571	347	NEW CALEDON	890	1 349	814
LIBERIA	1 372	534	322	TONGA	155	240	144
IVORY COAST	1 214	1 007	606	WEST SAMOA	697	390	258
GHANA	5 038	5 928	3 615	FR POLYNESIA	476	642	409
TOGO	1 566	3 867	2 401				
BENIN	620	1 082	691				
NIGERIA	10 973	14 792	9 382				
CAMEROON	2 051	2 841	1 730				
CENT AFR REP	381	1 128	685				
GABON	1 630	2 500	1 510				
CONGO	461	676	428				
ZAIRE	18 268	29 775	18 464				
RWANDA	25	129	78				
BURUNDI	523	665	423				
ANGOLA	266	330	201				
ETHIOPIA	118	231	141				
DJIBOUTI	220	197	119				
KENYA	3 972	7 495	4 715				
UGANDA	1 002	1 639	1 024				
TANZANIA	2 691	3 951	2 456				
SEYCHELLES	220	217	128				
MOZAMBIQUE	540	930	554				
MADAGASCAR	900	1 044	668				
REUNION	5 833	5 797	3 569				
MAURITIUS	1 123	1 228	742				
MAYOTTE	514	295	180				
ZAMBIA	2 383	4 387	2 663				
ZIMBABWE	2 062	3 578	2 186				
MALAWI	1 307	3 906	2 462				
SOUTH AFRICA	54 424	87 719	53 682				
NAMIBIA	570	1 530	922				
BOTSWANA	1 371	1 415	881				
LESOTHO	17	50	32				
USA	477 506	414 163	254 829				
CANADA	56 960	78 173	47 576				
MEXICO	13 145	19 404	11 880				
GUATEMALA	36	119	71				
HONDURAS	375	323	199				
NICARAGUA	54	144	86				
COSTA RICA	774	336	203				
CUBA	20	160	97				
DOMINIC REP	1 029	1 199	730				
GUADELOUPE	372	493	299				
MARTINIQUE	651	670	409				
JAMAICA	2 010	3 055	1 808				
BARBADOS	41	90	58				
COLOMBIA	3 712	9 848	5 956				
VENEZUELA	3 485	5 354	3 380				
GUYANA	671	1 336	837				
SURINAME	143	323	203				
FRENCH GUIAN	642	893	544				
ECUADOR	427	1 120	678				
PERU	1 083	2 548	1 546				
BRAZIL	10 938	21 087	13 358				
CHILE	19 410	27 977	17 657				
BOLIVIA	1 723	1 208	775				

724 TEXTILE, LEATHER MACHINES

IMPORTS	674 212	1 603 614	997 040
FRANCE	46 153	131 115	81 246
BELGIUM LUX	39 184	107 449	66 769
NETHERLANDS	46 343	90 282	55 586
ITALY	125 210	247 409	154 148
UNTD KINGDOM	31 889	77 453	48 043
IRELAND	1 361	3 085	1 865
DENMARK	9 001	24 243	14 959
GREECE	833	2 461	1 545
PORTUGAL	8 968	41 854	25 981
SPAIN	15 562	24 367	15 206
NORWAY	515	1 434	879
SWEDEN	7 080	33 122	20 785
FINLAND	1 339	2 700	1 684
SWITZERLAND	124 629	384 526	239 051
AUSTRIA	22 447	38 191	23 862
MALTA	55	99	58
YUGOSLAVIA	43 687	11 905	7 342
TURKEY	1 734	2 359	1 440
SOVIET UNION	3 103	5 584	3 472
POLAND	27 758	10 340	6 474
CZECHOSLOVA	2 387	2 317	1 434
HUNGARY	11 774	9 491	5 931
ROMANIA	11	75	50
MOROCCO	1 337	906	577
TUNISIA	139	139	86
EGYPT	17	179	112
NIGERIA	30	46	30
ZIMBABWE	34	47	30
SOUTH AFRICA	113	219	142
USA	11 543	46 201	28 649
CANADA	2 075	2 648	1 666
MEXICO	241	184	114
BRAZIL	12 604	15 457	9 781
ARGENTINA	39	129	76
ISRAEL	1 155	2 293	1 410
INDIA	934	2 311	1 428
INDONESIA	67	60	35
MALAYSIA	44	581	358
SINGAPORE	6 003	21 131	13 020
PHILIPPINES	11	553	348
CHINA	487	412	254
SOUTH KOREA	311	2 265	1 404
JAPAN	39 870	200 916	125 138
TAIWAN	25 057	53 490	33 603
HONG KONG	308	876	535
AUSTRALIA	519	405	245
NEW ZEALAND	23	50	33

6 IMPORTS AND EXPORTS (SPECIAL TRADE) BY GROUPS OF THE SITC-REV. III AND BY COUNTRIES OF PRODUCTION AND CONSUMPTION 1990

GROUP COUNTRY	DT = 100 KG	1 000 DM	1 000 \$	GROUP COUNTRY	DT = 100 KG	1 000 DM	1 000 \$
EXPORTS	2 446 375	9 223 550	5 713 997	IRAN	39 527	138 852	87 261
FRANCE	107 079	424 339	263 249	ISRAEL	8 892	39 375	24 468
BELGIUM LUX	68 514	245 470	152 432	JORDAN	1 276	4 089	2 474
NETHERLANDS	68 373	218 275	135 162	SAUDI ARABIA	903	7 183	4 529
ITALY	176 187	792 746	490 407	KUWAIT	47	198	116
UNTD KINGDOM	68 589	239 054	147 711	BAHRAIN	2 041	1 931	1 235
IRELAND	6 887	25 950	15 943	QATAR	21	258	166
DENMARK	12 837	50 914	31 601	ARAB EMIRAT	236	1 022	638
GREECE	17 171	87 624	54 083	OMAN	17	118	71
PORTUGAL	56 696	253 854	158 913	PAKISTAN	65 627	117 064	72 195
SPAIN	49 983	211 904	131 186	INDIA	41 842	168 587	105 791
CANARY IS	384	1 055	626	BANGLADESH	1 272	3 887	2 443
ICELAND	172	935	593	SRI LANKA	967	4 380	2 718
NORWAY	3 864	16 153	10 037	NEPAL	7	69	43
SWEDEN	18 347	61 983	37 802	MYANMAR	113	856	553
FINLAND	11 301	39 211	24 084	THAILAND	50 725	159 742	100 064
SWITZERLAND	111 469	303 153	188 523	VIETNAM	673	3 168	2 000
AUSTRIA	65 649	221 384	137 518	INDONESIA	120 894	361 951	223 547
MALTA	777	3 753	2 364	MALAYSIA	18 161	55 177	34 178
YUGOSLAVIA	30 719	144 866	89 828	SINGAPORE	5 790	33 653	20 870
TURKEY	184 665	524 781	330 009	PHILIPPINES	15 552	51 491	31 443
SOVIET UNION	133 011	575 469	349 548	MONGOLIA	326	1 881	1 149
POLAND	21 278	89 118	54 975	CHINA	62 752	233 579	143 672
CZECHOSLOVA	20 361	117 103	72 812	NORTH KOREA	61	324	195
HUNGARY	19 644	63 696	39 694	SOUTH KOREA	55 745	219 738	136 301
ROMANIA	1 717	18 266	11 866	JAPAN	72 279	312 405	192 766
BULGARIA	8 558	39 553	23 994	TAIWAN	35 067	142 045	87 613
ALBANIA	770	4 340	2 612	HONG KONG	16 129	101 018	62 288
MOROCCO	19 837	61 213	38 501	MACAO	23	85	54
ALGERIA	6 758	28 750	18 282	AUSTRALIA	9 746	50 784	31 682
TUNISIA	8 657	42 116	26 156	NEW ZEALAND	732	4 181	2 567
LIBYA	512	3 621	2 265	AMER OCEANIA	33	637	428
EGYPT	19 182	58 789	36 321	NEW CALEDON	29	86	54
SUDAN	472	2 624	1 654	FIJI	4	71	45
MAURITANIA	7	168	107	VANUATU	6	85	56
MALI	37	200	126	FR POLYNESIA	7	50	30
BURKINA FASO	17	236	145	725 PAPER,PULP MILL MACHINES			
NIGER	10	80	51	IMPORTS	445 740	1 019 991	637 832
CHAD	6	60	38	FRANCE	34 093	74 670	46 653
SENEGAL	201	129	129	BELGIUM LUX	9 731	16 374	10 120
IVORY COAST	499	2 142	1 338	NETHERLANDS	36 388	44 734	27 838
GHANA	329	1 867	1 198	ITALY	61 872	145 709	91 544
TOGO	21	79	54	UNTD KINGDOM	26 640	67 707	41 770
BENIN	62	312	206	IRELAND	580	4 368	2 751
NIGERIA	9 437	43 189	26 695	DENMARK	9 651	21 433	13 289
CAMEROON	80	654	413	GREECE	40	75	48
GABON	16	80	49	PORTUGAL	661	295	194
CONGO	56	330	194	SPAIN	14 913	31 152	19 156
ZAIRE	1 329	5 324	3 208	NORWAY	1 299	2 610	1 621
RWANDA	25	124	76	SWEDEN	17 541	68 831	42 569
ANGOLA	74	1 386	856	FINLAND	61 766	107 977	70 967
ETHIOPIA	163	1 336	828	SWITZERLAND	53 852	202 928	128 466
KENYA	2 134	7 264	4 451	AUSTRIA	72 330	123 736	75 835
UGANDA	197	824	491	YUGOSLAVIA	1 755	1 308	828
TANZANIA	316	1 876	1 018	TURKEY	799	870	553
MOZAMBIQUE	153	1 046	644	POLAND	1 519	418	266
MADAGASCAR	493	3 532	2 205	CZECHOSLOVA	532	483	297
REUNION	38	134	81	HUNGARY	1 694	1 521	919
MAURITIUS	1 763	10 831	6 836	ROMANIA	103	120	80
ZAMBIA	1 202	4 911	3 011	ALGERIA	17	73	43
ZIMBABWE	3 041	11 938	7 451	TUNISIA	37	355	222
MALAWI	1 127	4 355	2 871	SOUTH AFRICA	285	246	152
SOUTH AFRICA	23 318	97 279	59 509	USA	13 910	55 512	34 675
BOTSWANA	428	1 244	764	CANADA	357	3 373	2 121
SWAZILAND	1 117	2 296	1 462	MEXICO	15	50	33
USA	287 538	1 115 807	689 508	BRAZIL	7 563	4 903	3 182
CANADA	15 388	60 599	37 743	ARGENTINA	55	94	56
MEXICO	62 079	187 716	117 877	ISRAEL	17	75	48
GUATEMALA	3 498	11 868	7 256	INDIA	9	79	49
HONDURAS	36	223	140	INDONESIA	78	91	55
EL SALVADOR	2 101	7 133	4 412	SINGAPORE	81	149	96
NICARAGUA	28	359	214	JAPAN	13 527	36 008	22 296
COSTA RICA	114	1 207	737	TAIWAN	1 238	854	532
PANAMA	21	134	89	HONG KONG	159	130	78
CUBA	476	1 210	750	AUSTRALIA	233	539	337
HAITI	3	117	72	EXPORTS	770 184	2 621 465	1 625 275
DOMINIC REP	92	551	344	FRANCE	124 168	318 952	196 646
MARTINIQUE	79	120	73	BELGIUM LUX	29 818	101 517	63 020
JAMAICA	22	136	84	NETHERLANDS	57 695	147 728	92 328
TRINIDAD TOB	765	3 065	1 813	ITALY	53 312	205 022	127 452
ARUBA	212	345	204	UNTD KINGDOM	38 659	142 971	88 230
COLOMBIA	18 842	57 626	35 537	IRELAND	1 489	6 073	3 921
VENEZUELA	1 113	10 075	6 276	DENMARK	12 634	53 950	34 247
SURINAME	6	60	35	GREECE	2 090	5 677	3 539
ECUADOR	4 113	12 018	7 461	PORTUGAL	5 236	21 952	13 563
PERU	4 359	19 849	12 254	SPAIN	27 522	88 822	55 476
BRAZIL	38 455	208 518	129 784	CANARY IS	429	1 185	704
CHILE	3 023	15 999	9 892	ICELAND	46	167	105
BOLIVIA	483	1 434	916	NORWAY	3 470	14 665	9 136
PARAGUAY	310	1 469	886	SWEDEN	23 924	99 930	62 388
URUGUAY	1 482	6 624	4 116	FINLAND	18 991	69 780	44 078
ARGENTINA	11 156	45 502	27 906	SWITZERLAND	42 353	125 635	78 621
CYPRUS	1 342	7 853	4 821				
LEBANON	203	1 710	1 079				
SYRIA	10 171	33 039	20 350				
IRAQ	3 362	13 398	8 077				

6 IMPORTS AND EXPORTS (SPECIAL TRADE) BY GROUPS OF THE SITC-REV. III AND BY COUNTRIES OF PRODUCTION AND CONSUMPTION 1990

GROUP COUNTRY	DT = 100 KG	1 000 DM	1 000 \$	GROUP COUNTRY	DT = 100 KG	1 000 DM	1 000 \$
AUSTRIA	64 735	163 886	100 853	726 PRINTNG,BOOKBINDNG MACHS			
MALTA	146	405	245				
YUGOSLAVIA	4 926	15 205	9 422	IMPORTS	392 815	1 194 315	743 853
TURKEY	2 817	9 694	6 088	FRANCE	36 435	80 450	49 984
SOVIET UNION	8 567	33 850	21 185	BELGIUM LUX	13 175	46 145	29 330
POLAND	3 061	10 936	6 820	NETHERLANDS	48 723	121 727	76 025
CZECHOSLOVA	5 089	24 727	15 468	ITALY	42 850	135 693	84 703
HUNGARY	3 285	10 315	6 424	UNITD KINGDOM	35 396	99 385	61 500
ROMANIA	172	375	243	IRELAND	3 008	1 834	1 119
BULGARIA	384	2 238	1 403	DENMARK	11 645	43 360	27 083
MOROCCO	1 672	3 474	2 155	GREECE	271	452	280
ALGERIA	341	1 648	1 005	PORTUGAL	774	2 218	1 399
TUNISIA	1 083	2 230	1 401	SPAIN	6 280	16 463	10 208
LIBYA	480	2 513	1 505	ICELAND	86	65	43
EGYPT	1 868	6 950	4 315	NORWAY	995	1 426	892
SUDAN	67	255	158	SWEDEN	9 410	34 937	21 819
MAURITANIA	4	56	33	FINLAND	2 333	3 171	1 993
MALI	8	91	60	SWITZERLAND	107 524	365 549	227 561
BURKINA FASO	42	95	58	AUSTRIA	22 609	54 377	33 989
CHAD	37	78	46	MALTA	7	146	93
IVORY COAST	123	673	397	YUGOSLAVIA	3 069	5 028	3 143
GHANA	73	362	216	TURKEY	438	389	243
NIGERIA	668	2 595	1 609	SOVIET UNION	940	1 080	650
CAMEROON	4	53	32	POLAND	570	1 030	640
ZAIRE	65	224	137	CZECHOSLOVA	1 661	2 196	1 383
BURUNDI	47	108	69	HUNGARY	6 811	5 525	3 475
ANGOLA	86	170	102	BULGARIA	192	250	157
ETHIOPIA	25	96	59	ALGERIA	34	66	43
KENYA	387	2 660	1 634	TUNISIA	95	149	89
TANZANIA	147	114	73	NIGERIA	100	71	43
SEYCHELLES	47	230	155	ZAIRE	7	113	67
MADAGASCAR	5	56	33	SOUTH AFRICA	476	397	252
REUNION	132	367	237	USA	15 711	94 608	58 280
MAURITIUS	154	162	103	CANADA	228	1 462	900
ZAMBIA	99	543	331	MEXICO	22	66	38
ZIMBABWE	392	1 811	1 110	BARBADOS	114	334	210
SOUTH AFRICA	4 245	17 120	10 470	BRAZIL	381	1 181	741
USA	83 995	328 751	202 228	ISRAEL	550	2 711	1 666
CANADA	15 143	52 213	32 910	INDIA	119	288	183
MEXICO	5 924	28 295	17 530	THAILAND	45	70	43
GUATEMALA	113	358	222	MALAYSIA	70	64	40
HONDURAS	48	160	99	SINGAPORE	201	145	88
EL SALVADOR	22	121	80	CHINA	1 449	1 062	645
NICARAGUA	58	193	116	SOUTH KOREA	13	85	54
COSTA RICA	196	528	316	JAPAN	16 519	63 767	39 811
PANAMA	37	159	95	TAIWAN	465	1 965	1 214
CUBA	15	222	137	HONG KONG	380	2 095	1 288
DOMINIC REP	3	76	47	AUSTRALIA	51	430	260
JAMAICA	630	1 915	1 171	EXPORTS	1 468 946	6 560 349	4 062 608
BARBADOS	83	292	181	FRANCE	165 926	741 649	460 964
TRINIDAD TOB	1 119	3 204	1 910	BELGIUM LUX	61 837	281 584	173 122
COLOMBIA	984	3 755	2 282	NETHERLANDS	94 055	341 339	213 189
VENEZUELA	920	4 308	2 601	ITALY	91 680	391 445	242 703
ECUADOR	203	978	642	UNITD KINGDOM	165 397	830 604	508 872
PERU	168	956	592	IRELAND	5 932	17 287	10 659
BRAZIL	12 070	71 386	45 227	DENMARK	17 428	79 546	49 724
CHILE	759	2 595	1 626	GREECE	8 562	28 588	17 823
BOLIVIA	43	51	31	PORTUGAL	13 535	65 551	40 394
PARAGUAY	56	49	31	SPAIN	70 545	331 619	206 611
URUGUAY	118	296	182	CANARY IS	135	695	423
ARGENTINA	1 164	5 898	3 534	ICELAND	183	1 234	775
FALKLAND IS	33	68	46	NORWAY	5 979	28 580	17 860
CYPRUS	84	244	152	SWEDEN	40 703	180 334	109 786
LEBANON	82	254	154	FINLAND	19 580	91 695	56 908
SYRIA	64	419	256	SWITZERLAND	110 540	308 950	193 083
IRAQ	445	1 923	1 143	AUSTRIA	46 333	195 820	121 434
IRAN	683	4 632	2 936	MALTA	843	4 573	2 806
ISRAEL	1 215	5 390	3 404	YUGOSLAVIA	19 165	63 662	39 762
JORDAN	88	281	181	TURKEY	18 077	46 364	29 093
SAUDI ARABIA	816	3 087	1 883	SOVIET UNION	48 337	317 334	196 335
KUWAIT	367	538	325	POLAND	9 125	23 880	14 860
BAHRAIN	26	241	142	CZECHOSLOVA	2 961	16 220	10 081
ARAB EMIRAT	2 975	8 487	5 046	HUNGARY	5 637	14 982	9 254
NORTH YEMEN	12	55	33	ROMANIA	345	713	445
PAKISTAN	2 727	1 842	1 121	BULGARIA	1 688	7 609	4 745
INDIA	2 380	8 346	5 103	ALBANIA	112	226	138
BANGLADESH	124	430	261	MOROCCO	2 065	10 486	6 476
SRI LANKA	276	1 028	629	ALGERIA	768	4 068	2 486
MYANMAR	145	613	384	TUNISIA	1 384	4 734	2 888
THAILAND	5 846	21 687	13 616	LIBYA	565	3 938	2 479
VIETNAM	33	72	48	EGYPT	4 184	21 418	13 168
INDONESIA	8 909	18 822	12 061	SUDAN	114	572	372
MALAYSIA	2 448	9 346	5 623	MALI	85	191	117
BRUNEI	22	137	87	BURKINA FASO	63	378	222
SINGAPORE	2 834	9 910	6 074	CHAD	28	197	117
PHILIPPINES	1 754	8 248	5 101	SENEGAL	56	231	148
CHINA	6 513	35 264	21 343	GUINEA	66	276	163
SOUTH KOREA	4 453	24 392	15 358	IVORY COAST	654	2 906	1 736
JAPAN	38 762	168 583	103 134	GHANA	371	1 682	1 098
TAIWAN	4 200	21 063	12 941	NIGERIA	2 221	10 648	6 551
HONG KONG	4 325	12 868	7 890	CAMEROON	8	215	133
AUSTRALIA	5 108	21 137	12 929	GABON	144	741	444
NEW ZEALAND	1 122	4 364	2 637	CONGO	240	1 356	808
AMER OCEANIA	30	76	48	ZAIRE	156	1 468	916

6 IMPORTS AND EXPORTS (SPECIAL TRADE) BY GROUPS OF THE SITC-REV. III AND BY COUNTRIES OF PRODUCTION AND CONSUMPTION 1990

GROUP COUNTRY	DT = 100 KG	1 000 DM	1 000 \$	GROUP COUNTRY	D = 100 KG	1 000 DM	1 000 \$
BURUNDI	43	385	233	UNITD KINGDOM	6 529	21 901	13 547
ANGOLA	94	754	466	IRELAND	261	317	195
ETHIOPIA	57	341	217	DENMARK	28 947	49 735	30 742
DJIBOUTI	14	150	97	GREECE	467	891	552
KENYA	791	3 780	2 292	PORTUGAL	64	707	423
UGANDA	101	573	341	SPAIN	2 141	4 243	2 625
TANZANIA	81	571	359	ICELAND	29	121	71
MOZAMBIQUE	128	501	299	FAROE IS	15	120	76
MADAGASCAR	102	735	466	NORWAY	404	1 546	974
REUNION	943	4 904	3 040	SWEDEN	2 680	8 400	5 274
MAURITIUS	347	1 710	1 024	FINLAND	340	1 291	828
ZAMBIA	172	933	571	SWITZERLAND	27 024	67 684	42 000
ZIMBABWE	654	4 455	2 672	AUSTRIA	11 295	39 485	24 782
MALAWI	5	83	51	YUGOSLAVIA	1 201	1 468	903
SOUTH AFRICA	6 132	31 468	19 438	TURKEY	110	157	99
SWAZILAND	30	109	64	SOVIET UNION	31	444	264
USA	148 771	745 811	462 001	POLAND	2 749	4 339	2 646
CANADA	15 913	72 726	45 180	CZECHOSLOVA	280	320	191
MEXICO	9 002	38 207	23 887	HUNGARY	1 212	771	490
GUATEMALA	520	2 467	1 489	SOUTH AFRICA	170	300	192
HONDURAS	50	546	354	USA	3 343	18 672	11 608
EL SALVADOR	255	905	577	CANADA	26	94	56
NICARAGUA	8	88	55	BRAZIL	49	87	54
COSTA RICA	649	3 002	1 879	CHILE	10	76	45
PANAMA	336	1 700	1 122	ISRAEL	331	394	238
CUBA	154	950	590	NORTH YEMEN	9	105	63
HAITI	249	1 040	610	INDIA	103	141	88
BAHAMAS	19	206	130	JAPAN	1 005	7 317	4 619
DOMINIC REP	88	275	172	TAIWAN	455	286	180
MARTINIQUE	62	307	183	AUSTRALIA	429	1 783	1 118
CAYMAN IS	31	242	159	NEW ZEALAND	3	71	47
JAMAICA	37	292	186	EXPORTS	322 412	1 437 227	890 976
BARBADOS	238	1 663	1 016	FRANCE	24 302	116 535	72 328
TRINIDAD TOB	126	587	357	BELGIUM LUX	21 056	70 556	43 421
COLOMBIA	2 849	10 967	6 849	NETHERLANDS	28 818	91 213	56 473
VENEZUELA	2 126	13 741	8 191	ITALY	10 411	40 172	25 106
GUYANA	59	452	271	UNITD KINGDOM	16 685	81 971	50 885
SURINAME	39	188	123	IRELAND	1 024	6 517	4 072
ECUADOR	152	1 070	684	DENMARK	10 435	43 503	27 172
PERU	412	2 352	1 415	GREECE	2 752	11 576	7 134
BRAZIL	19 901	124 977	77 292	PORTUGAL	2 334	9 780	6 000
CHILE	2 192	9 602	5 862	SPAIN	7 533	34 314	21 540
BOLIVIA	272	1 050	641	CANARY IS	158	623	369
PARAGUAY	334	829	528	CEUTA MEL	320	199	123
URUGUAY	159	1 277	826	ICELAND	444	5 242	3 302
ARGENTINA	748	2 509	1 586	FAROE IS	35	308	196
CYPRUS	633	3 123	1 868	NORWAY	4 483	40 982	25 294
LEBANON	483	1 965	1 182	SWEDEN	4 695	22 385	13 917
SYRIA	325	949	608	FINLAND	5 356	26 784	16 519
IRAQ	290	2 037	1 218	SWITZERLAND	13 409	60 407	37 572
IRAN	1 421	10 834	6 867	AUSTRIA	17 489	69 343	42 844
ISRAEL	5 169	19 444	12 434	MALTA	13	59	37
JORDAN	302	1 474	935	YUGOSLAVIA	6 275	24 690	15 677
SAUDI ARABIA	2 946	14 745	9 061	TURKEY	3 644	10 657	6 576
KUWAIT	860	4 309	2 596	SOVIET UNION	10 212	63 865	39 324
BAHRAIN	243	1 169	745	POLAND	11 944	45 546	28 493
QATAR	50	123	75	CZECHOSLOVA	2 434	19 647	12 145
ARAB EMIRAT	2 337	11 098	6 748	HUNGARY	6 083	16 897	10 460
OMAN	184	581	366	ROMANIA	463	2 557	1 706
NORTH YEMEN	141	829	508	BULGARIA	1 598	12 100	7 328
SOUTH YEMEN	19	57	35	MOROCCO	659	1 794	1 101
PAKISTAN	3 534	3 515	2 135	ALGERIA	864	3 436	2 171
INDIA	4 816	14 341	8 904	TUNISIA	148	837	514
BANGLADESH	358	1 168	717	LIBYA	35	380	239
SRI LANKA	1 009	4 256	2 758	EGYPT	1 486	8 195	5 095
NEPAL	98	515	337	SUDAN	86	338	218
BHUTAN	25	165	111	MAURITANIA	3	75	49
MYANMAR	39	679	418	MALI	14	74	43
THAILAND	10 995	38 560	23 940	NIGER	26	113	67
VIETNAM	590	2 869	1 845	CHAD	5	77	47
CAMBODIA	433	1 709	1 097	CAPE VERDE	10	53	35
INDONESIA	20 385	114 374	71 245	SENEGAL	32	152	94
MALAYSIA	11 346	58 823	36 706	GAMBIA	21	161	102
BRUNEI	68	414	263	SIERRA LEONE	7	106	63
SINGAPORE	10 465	49 900	30 860	IVORY COAST	98	338	203
PHILIPPINES	2 151	7 309	4 418	GHANA	414	1 887	1 139
MONGOLIA	2	47	30	TOGO	359	1 935	1 184
CHINA	13 470	50 934	30 958	NIGERIA	1 616	4 701	2 897
NORTH KOREA	8	65	41	CAMEROON	452	920	580
SOUTH KOREA	17 688	76 594	47 140	CENT AFR REP	13	95	58
JAPAN	65 213	321 254	200 110	ZAIRE	425	826	516
TAIWAN	13 435	58 240	35 818	RWANDA	4	57	35
HONG KONG	15 453	62 248	38 541	BURUNDI	54	209	131
MACAO	68	251	164	ANGOLA	32	283	175
AUSTRALIA	8 201	43 674	26 566	ETHIOPIA	48	156	93
NEW ZEALAND	883	5 772	3 575	KENYA	668	2 937	1 796
NEW CALEDON	66	412	270	UGANDA	71	331	203
FR POLYNESIA	28	217	131	TANZANIA	365	996	613
727 FOOD-PROCESS. MCH. NON DOM				SEYCHELLES	116	568	357
IMPORTS	164 273	470 889	293 716	MADAGASCAR	33	256	161
FRANCE	10 060	33 404	20 759	REUNION	30	167	104
BELGIUM LUX	3 786	9 169	5 714	ZAMBIA	431	1 207	734
NETHERLANDS	32 101	111 095	69 686	ZIMBABWE	35	132	85
ITALY	26 470	83 696	52 405	MALAWI	9	86	56
				SOUTH AFRICA	3 630	11 948	7 424

6 IMPORTS AND EXPORTS (SPECIAL TRADE) BY GROUPS OF THE SITC-REV. III AND BY COUNTRIES OF PRODUCTION AND CONSUMPTION 1990

GROUP COUNTRY	DT = 100 KG	1 000 DM	1 000 \$	GROUP COUNTRY	DT = 100 KG	1 000 DM	1 000 \$
NAMIBIA	123	508	306	ROMANIA	6 676	1 678	1 062
USA	27 578	131 960	81 752	BULGARIA	1 670	847	531
CANADA	4 263	31 645	19 581	TUNISIA	117	216	133
GREENLAND	112	2 114	1 252	IVORY COAST	12	63	39
ST PIERRE	50	1 085	692	NIGERIA	745	183	118
MEXICO	4 269	17 989	11 263	ZIMBABWE	601	170	108
GUATEMALA	446	447	279	SOUTH AFRICA	23 756	8 253	5 181
HONDURAS	126	954	573	USA	52 428	367 790	227 817
EL SALVADOR	85	94	61	CANADA	7 101	22 727	13 888
NICARAGUA	455	340	224	MEXICO	838	1 342	840
COSTA RICA	318	1 952	1 195	MARTINIQUE	1	61	36
PANAMA	335	1 373	889	COLOMBIA	2	50	30
CUBA	6	80	51	ECUADOR	57	178	107
DOMINIC REP	187	1 289	764	BRAZIL	2 522	4 780	3 008
MARTINIQUE	10	51	31	ISRAEL	895	11 723	7 282
JAMAICA	230	2 800	1 661	SAUDI ARABIA	63	172	108
ST LUCIA	70	367	245	KUWAIT	23	128	79
ST VINCENT	124	234	142	ARAB EMIRAT	51	104	66
BARBADOS	15	217	145	INDIA	982	817	510
TRINIDAD TOB	170	649	397	THAILAND	28	115	69
COLOMBIA	348	2 265	1 429	MALAYSIA	120	110	72
VENEZUELA	1 478	4 485	2 807	SINGAPORE	157	1 206	742
GUYANA	27	68	44	PHILIPPINES	61	340	208
SURINAME	40	298	192	CHINA	3 104	1 461	917
FRENCH GUIAN	24	72	48	NORTH KOREA	12	664	393
ECUADOR	80	567	360	SOUTH KOREA	301	1 342	846
PERU	1 142	4 674	2 904	JAPAN	27 540	232 731	144 233
BRAZIL	3 216	10 083	6 293	TAIWAN	6 707	7 978	4 977
CHILE	554	3 212	1 985	HONG KONG	315	952	587
BOLIVIA	142	511	308	AUSTRALIA	308	1 015	626
PARAGUAY	416	689	429	NEW ZEALAND	92	107	65
URUGUAY	62	751	458				
ARGENTINA	2 075	4 823	3 039	EXPORTS	4 362 835	13 540 024	8 401 381
CYPRUS	99	618	373	FRANCE	482 342	1 373 393	850 635
LEBANON	43	285	178	BELGIUM LUX	252 417	646 617	401 246
SYRIA	178	888	572	NETHERLANDS	276 898	747 637	463 491
IRAQ	386	3 582	2 133	ITALY	205 974	736 104	457 460
IRAN	1 234	5 228	3 375	UNITD KINGDOM	280 136	967 732	599 373
ISRAEL	2 309	13 036	7 967	IRELAND	20 026	64 584	39 811
JORDAN	177	841	538	DENMARK	81 481	218 625	136 088
SAUDI ARABIA	303	1 999	1 228	GREECE	32 673	85 433	52 476
KUWAIT	219	1 418	861	PORTUGAL	37 487	104 811	64 907
BAHRAIN	37	183	114	SPAIN	157 069	500 446	312 130
QATAR	12	71	44	CANARY IS	1 813	6 389	3 892
ARAB EMIRAT	149	992	612	ICELAND	1 031	2 149	1 364
OMAN	3	63	39	NORWAY	32 783	94 628	59 012
NORTH YEMEN	159	329	202	SWEDEN	127 946	383 068	237 205
PAKISTAN	760	1 282	781	FINLAND	63 940	194 638	120 289
INDIA	447	2 299	1 423	SWITZERLAND	213 982	663 324	411 912
BANGLADESH	1 659	5 484	3 372	AUSTRIA	244 945	649 225	404 040
SRI LANKA	154	380	231	ANDORRA	7	49	30
NEPAL	316	1 243	759	GIBRALTAR	84	154	99
MYANMAR	2	44	30	MALTA	1 602	5 617	3 492
THAILAND	1 962	8 033	5 171	YUGOSLAVIA	46 260	129 868	80 477
VIETNAM	114	413	245	TURKEY	60 043	155 736	98 172
INDONESIA	1 682	4 822	3 031	SOVIET UNION	170 771	625 233	386 551
MALAYSIA	1 356	5 216	3 343	POLAND	81 472	178 808	110 778
SINGAPORE	3 738	26 263	16 188	CZECHOSLOVA	58 866	217 194	136 034
PHILIPPINES	2 313	11 918	7 224	HUNGARY	40 251	124 518	77 179
MONGOLIA	122	1 312	778	ROMANIA	3 650	6 938	4 479
CHINA	3 477	17 834	11 135	BULGARIA	6 901	32 797	19 911
SOUTH KOREA	5 194	32 667	20 196	ALBANIA	103	726	431
JAPAN	11 948	58 314	35 945	MOROCCO	6 131	19 452	12 128
TAIWAN	1 463	6 508	4 003	ALGERIA	23 296	63 341	39 080
HONG KONG	498	3 113	1 954	TUNISIA	3 100	12 894	8 069
AUSTRALIA	4 210	14 582	8 875	LIBYA	12 440	32 586	20 356
PAPUA NEW G	33	186	112	EGYPT	24 612	55 680	34 858
NEW ZEALAND	217	2 162	1 310	SUDAN	512	776	482
WEST SAMOA	45	307	188	MAURITANIA	132	307	192
				MALI	68	512	325
				BURKINA FASO	79	208	135
				CAPE VERDE	62	140	92
				SENEGAL	620	3 658	2 300
				GUINEA	1 799	1 643	987
				SIERRA LEONE	123	196	121
				LIBERIA	602	770	457
				IVORY COAST	711	2 980	1 824
				GHANA	2 027	4 052	2 518
				TOGO	627	1 019	638
				BENIN	208	1 245	793
				NIGERIA	12 128	22 170	13 913
				CAMEROON	2 754	4 401	2 700
				CENT AFR REP	43	227	143
				EQUAT GUINEA	61	77	47
				GABON	105	485	304
				CONGO	287	1 226	774
				ZAIRE	3 523	8 548	5 428
				RWANDA	68	225	137
				BURUNDI	25	70	43
				ANGOLA	224	839	506
				ETHIOPIA	3 095	12 146	7 835
				SOMALIA	109	607	363
				KENYA	1 678	6 496	3 971
				UGANDA	686	1 072	646
				TANZANIA	1 255	3 361	2 106
				SEYCHELLES	82	376	244
728 OTH.MACH,PTS,SPCL INDUST							
IMPORTS	1 676 969	3 997 092	2 486 201				
FRANCE	138 176	306 955	191 022				
BELGIUM LUX	81 569	134 647	83 926				
NETHERLANDS	184 574	398 776	248 342				
ITALY	311 654	664 758	413 499				
UNITD KINGDOM	89 915	215 959	134 767				
IRELAND	4 752	9 109	5 678				
DENMARK	40 890	90 455	56 306				
GREECE	356	545	337				
PORTUGAL	4 154	8 376	5 298				
SPAIN	19 923	39 338	24 382				
ICELAND	329	912	540				
NORWAY	12 380	31 553	19 905				
SWEDEN	61 989	177 759	110 311				
FINLAND	18 758	38 369	23 891				
SWITZERLAND	135 809	620 951	386 777				
AUSTRIA	230 336	500 802	312 125				
MALTA	468	262	165				
YUGOSLAVIA	18 837	13 084	8 139				
TURKEY	14 418	7 787	4 850				
SOVIET UNION	49 955	12 981	8 041				
POLAND	53 965	21 487	13 307				
CZECHOSLOVA	32 223	13 691	8 523				
HUNGARY	34 057	17 871	11 165				

6 IMPORTS AND EXPORTS (SPECIAL TRADE) BY GROUPS OF THE SITC-REV. III AND BY COUNTRIES OF PRODUCTION AND CONSUMPTION 1990

GROUP COUNTRY	DT = 100 KG	1 000 DM	1 000 \$	GROUP COUNTRY	DT = 100 KG	1 000 DM	1 000 \$
MOZAMBIQUE	258	542	329	FRANCE	26 306	82 262	51 430
MADAGASCAR	190	447	274	BELGIUM LUX	7 044	12 403	7 783
REUNION	509	1 897	1 252	NETHERLANDS	14 630	29 271	18 215
MAURITIUS	1 268	3 766	2 357	ITALY	100 045	316 669	197 684
ZAMBIA	326	2 025	1 228	UNITED KINGDOM	55 127	165 783	103 898
ZIMBABWE	1 245	6 972	4 469	IRELAND	1 225	3 266	2 060
MALAWI	195	1 171	722	DENMARK	5 767	12 850	7 954
SOUTH AFRICA	34 119	115 166	71 284	GREECE	124	520	318
NAMIBIA	44	107	71	PORTUGAL	1 318	4 782	3 153
BOTSWANA	142	517	319	SPAIN	52 513	101 680	63 882
SWAZILAND	100	315	200	NORWAY	190	515	308
USA	368 346	1 233 943	768 590	SWEDEN	19 763	62 540	38 965
CANADA	41 832	162 269	100 251	FINLAND	510	1 339	822
ST PIERRE	296	1 465	982	SWITZERLAND	115 849	715 191	449 510
MEXICO	34 845	110 102	68 385	AUSTRIA	50 749	153 232	96 673
GUATEMALA	601	3 621	2 164	YUGOSLAVIA	16 817	19 764	12 264
HONDURAS	43	220	137	TURKEY	2 908	2 460	1 517
EL SALVADOR	253	1 632	1 006	SOVIET UNION	13 962	13 521	8 371
NICARAGUA	23	89	55	POLAND	16 407	14 369	8 953
COSTA RICA	473	2 263	1 383	CZECHOSLOVAKIA	27 864	21 758	13 620
PANAMA	135	937	601	HUNGARY	9 435	11 072	6 869
CUBA	1 252	4 569	2 781	ROMANIA	5 442	3 226	2 004
HAITI	49	439	263	BULGARIA	16 722	10 037	6 280
BAHAMAS	4	45	30	SOUTH AFRICA	178	254	155
DOMINIC REP	607	2 044	1 286	USA	16 659	107 525	66 580
AM VIRGIN IS	130	157	105	CANADA	907	2 118	1 312
GUADELOUPE	65	187	112	MEXICO	87	249	152
DOMINICA	44	378	231	BRAZIL	12 219	20 616	12 927
MARTINIQUE	75	190	120	ARGENTINA	69	114	73
JAMAICA	107	791	500	ISRAEL	293	675	427
BARBADOS	71	177	112	INDIA	1 524	1 857	1 150
TRINIDAD TOB	472	1 611	1 015	MYANMAR	130	155	102
ARUBA	9	82	51	THAILAND	1 165	4 134	2 647
NETH ANTILL	37	248	149	SINGAPORE	4 084	6 950	4 307
COLOMBIA	13 336	46 019	27 640	CHINA	52 436	27 251	16 927
VENEZUELA	14 260	39 258	23 951	NORTH KOREA	254	84	56
GUYANA	20	106	64	SOUTH KOREA	4 979	9 384	5 797
SURINAME	1 524	2 542	1 578	JAPAN	170 185	568 765	353 413
FRENCH GUIAN	17	73	47	TAIWAN	51 820	64 177	40 028
ECUADOR	777	4 186	2 624	HONG KONG	97	158	100
PERU	1 523	4 529	2 842	AUSTRALIA	634	4 299	2 785
BRAZIL	18 155	94 150	58 765	EXPORTS	1 210 411	5 176 722	3 212 077
CHILE	29 207	47 727	29 166	FRANCE	143 045	616 984	381 582
BOLIVIA	491	991	625	BELGIUM LUX	38 799	140 227	87 073
PARAGUAY	377	2 392	1 461	NETHERLANDS	45 091	159 918	98 710
URUGUAY	187	1 084	707	ITALY	91 368	386 256	240 428
ARGENTINA	4 070	22 815	14 594	UNITED KINGDOM	72 929	319 080	197 062
CYPRUS	1 979	4 508	2 768	IRELAND	2 461	8 053	5 031
LEBANON	1 215	1 356	837	DENMARK	14 767	63 433	39 406
SYRIA	1 912	3 680	2 270	GREECE	4 669	5 786	3 642
IRAQ	10 742	39 274	23 493	PORTUGAL	10 449	19 555	12 053
IRAN	24 877	100 623	63 589	SPAIN	54 485	238 390	151 558
ISRAEL	20 938	64 713	40 458	CANARY IS	81	280	171
JORDAN	4 156	3 640	2 240	ICELAND	71	342	215
SAUDI ARABIA	17 205	57 053	35 198	NORWAY	2 964	13 324	8 225
KUWAIT	2 696	6 810	4 067	SWEDEN	38 095	212 736	131 077
BAHRAIN	1 121	4 683	2 950	FINLAND	18 142	67 575	41 469
QATAR	198	980	603	SWITZERLAND	76 941	359 289	223 691
ARAB EMIRAT	7 732	14 134	8 622	AUSTRIA	62 770	264 125	165 420
OMAN	2 222	4 094	2 570	MALTA	348	2 089	1 282
NORTH YEMEN	713	1 630	1 016	YUGOSLAVIA	21 534	64 618	39 927
SOUTH YEMEN	121	823	490	TURKEY	21 502	30 382	19 207
PAKISTAN	5 483	18 268	11 249	SOVIET UNION	67 165	414 417	252 912
INDIA	41 937	132 348	83 254	POLAND	13 859	72 873	45 240
BANGLADESH	1 694	4 956	3 006	CZECHOSLOVAKIA	9 276	66 786	42 328
SRI LANKA	521	1 570	954	HUNGARY	8 898	29 218	18 069
NEPAL	69	563	349	ROMANIA	177	1 723	1 059
BHUTAN	50	143	86	BULGARIA	2 446	13 812	8 569
MYANMAR	1 010	4 353	2 777	MOROCCO	176	412	251
THAILAND	74 102	162 790	100 874	ALGERIA	1 696	13 713	8 604
VIETNAM	529	1 717	1 134	TUNISIA	641	1 253	773
CAMBODIA	13	112	66	LIBYA	278	902	553
INDONESIA	35 737	121 577	75 715	EGYPT	2 829	11 304	6 897
MALAYSIA	12 317	42 206	26 315	SUDAN	111	282	168
BRUNEI	39	118	77	NIGER	13	53	32
SINGAPORE	32 881	116 807	72 271	GUINEA	26	53	34
PHILIPPINES	13 759	40 562	24 994	SIERRA LEONE	90	62	37
MONGOLIA	109	861	529	IVORY COAST	24	51	31
CHINA	89 219	351 910	216 009	GHANA	262	630	412
NORTH KOREA	168	1 097	691	NIGERIA	492	786	501
SOUTH KOREA	76 684	318 427	196 442	CAMEROON	138	137	79
JAPAN	98 659	398 115	247 080	GABON	13	58	35
TAIWAN	46 901	185 990	114 611	ZAIRE	39	179	115
HONG KONG	9 931	47 854	29 357	ANGOLA	20	81	51
MACAO	640	1 755	1 152	ETHIOPIA	200	1 376	850
AUSTRALIA	47 522	132 632	82 085	KENYA	412	404	257
PAPUA NEW G	480	454	286	UGANDA	25	94	62
NEW ZEALAND	15 682	37 302	23 634	TANZANIA	1 357	5 945	3 506
NEW CALEDON	159	347	212	MOZAMBIQUE	77	156	100
FIJI	45	147	94	MADAGASCAR	94	321	198
WEST SAMOA	68	126	79	REUNION	9	66	44
FR POLYNESIA	23	58	37	MAURITIUS	88	150	90
				ZAMBIA	219	177	112
				ZIMBABWE	337	339	200
				SOUTH AFRICA	12 093	36 528	22 699
731 METAL REMOVAL WORK TOOLS							
IMPORTS	878 662	2 577 457	1 611 600				

6 IMPORTS AND EXPORTS (SPECIAL TRADE) BY GROUPS OF THE SITC-REV. III AND BY COUNTRIES OF PRODUCTION AND CONSUMPTION 1990

GROUP COUNTRY	DT = 100 KG	1 000 DM	1 000 \$	GROUP COUNTRY	DT = 100 KG	1 000 DM	1 000 \$
BOTSWANA	9	51	31	ITALY	76 214	185 193	116 255
USA	116 560	530 637	328 800	UNTD KINGDOM	53 891	142 129	87 941
CANADA	18 824	61 016	37 901	IRELAND	3 803	12 247	7 486
MEXICO	6 460	21 808	13 686	DENMARK	9 712	24 331	14 947
GUATEMALA	299	165	106	GREECE	3 819	4 376	2 702
COSTA RICA	158	334	211	PORTUGAL	14 137	21 482	13 577
PANAMA	77	129	78	SPAIN	41 600	98 182	60 256
CUBA	169	223	140	ICELAND	68	53	31
DOMINIC REP	47	100	59	NORWAY	2 501	6 954	4 319
NETH ANTILL	18	193	119	SWEDEN	23 824	65 166	40 823
COLOMBIA	456	2 337	1 432	FINLAND	10 436	33 675	21 311
VENEZUELA	1 243	2 411	1 474	SWITZERLAND	43 278	123 221	76 565
SURINAME	18	108	63	AUSTRIA	42 506	102 178	64 090
PERU	103	533	333	MALTA	744	815	512
BRAZIL	11 199	59 630	37 023	YUGOSLAVIA	10 831	29 312	18 434
CHILE	2 045	2 795	1 748	TURKEY	13 164	14 185	8 887
BOLIVIA	238	197	125	SOVIET UNION	33 964	110 883	68 690
PARAGUAY	228	87	52	POLAND	32 591	76 919	48 357
URUGUAY	125	55	34	CZECHOSLOVA	8 587	36 724	23 382
ARGENTINA	3 340	27 945	18 321	HUNGARY	7 305	15 466	9 590
SYRIA	687	3 716	2 275	ROMANIA	1 019	552	361
IRAQ	9 535	37 277	22 209	BULGARIA	1 268	4 216	2 619
IRAN	22 810	145 002	90 775	ALBANIA	80	214	144
ISRAEL	1 952	7 269	4 481	MOROCCO	1 775	4 586	2 819
JORDAN	879	455	266	ALGERIA	3 417	18 808	11 458
SAUDI ARABIA	554	2 000	1 241	TUNISIA	632	1 846	1 164
KUWAIT	24	161	95	LIBYA	1 795	1 538	958
BAHRAIN	166	491	318	EGYPT	3 576	13 072	8 095
ARAB EMIRAT	331	557	359	IVORY COAST	243	1 101	646
NORTH YEMEN	83	211	127	GHANA	147	611	363
PAKISTAN	1 324	9 153	5 520	TOGO	164	72	43
INDIA	25 963	69 720	43 208	NIGERIA	850	1 663	1 046
BANGLADESH	31	102	67	CAMEROON	406	698	448
SRI LANKA	74	359	227	CONGO	10	141	94
MYANMAR	256	3 005	1 977	ZAIRE	60	126	73
THAILAND	9 694	12 777	7 797	ANGOLA	49	52	30
VIETNAM	119	371	248	ETHIOPIA	1 097	2 663	1 621
INDONESIA	4 092	4 753	2 958	KENYA	125	358	236
MALAYSIA	1 080	3 328	2 029	UGANDA	13	45	30
SINGAPORE	6 044	27 478	17 116	MOZAMBIQUE	72	176	110
PHILIPPINES	587	1 238	786	MADAGASCAR	438	2 532	1 697
CHINA	23 396	142 594	89 173	MAURITIUS	32	116	75
NORTH KOREA	250	1 200	759	ZAMBIA	643	1 293	763
SOUTH KOREA	49 209	116 832	72 299	ZIMBABWE	376	228	140
JAPAN	33 721	183 935	113 415	SOUTH AFRICA	9 946	17 878	10 927
TAIWAN	6 067	22 492	13 918	BOTSWANA	26	60	40
HONG KONG	1 197	4 748	2 936	USA	39 399	132 425	82 431
AUSTRALIA	3 741	14 227	8 906	CANADA	5 262	17 985	11 208
NEW ZEALAND	488	3 583	2 253	MEXICO	4 411	11 085	6 783
733 MACH-TOOLS, METAL-WORKING				GUATEMALA	376	1 109	693
IMPORTS	422 999	748 757	467 299	EL SALVADOR	378	113	69
FRANCE	45 591	66 633	41 212	COSTA RICA	121	408	244
BELGIUM LUX	54 764	53 435	33 060	PANAMA	64	209	133
NETHERLANDS	28 598	52 338	32 664	CUBA	663	1 411	923
ITALY	72 924	151 940	95 029	BAHAMAS	121	106	71
UNTD KINGDOM	11 063	28 567	17 851	DOMINIC REP	397	2 615	1 653
IRELAND	380	1 129	683	COLOMBIA	996	2 535	1 600
DENMARK	16 522	21 543	13 628	VENEZUELA	1 580	6 932	4 269
GREECE	315	1 297	776	SURINAME	24	45	30
PORTUGAL	2 063	1 872	1 170	ECUADOR	529	1 994	1 323
SPAIN	23 455	31 663	19 939	PERU	384	341	207
NORWAY	2 054	2 701	1 651	BRAZIL	4 792	23 856	14 986
SWEDEN	10 716	19 752	12 100	CHILE	2 294	2 665	1 656
FINLAND	1 429	4 780	3 116	BOLIVIA	38	61	38
SWITZERLAND	52 985	161 330	101 319	ARGENTINA	1 813	4 870	3 122
AUSTRIA	12 840	29 587	18 420	SYRIA	663	1 723	1 057
YUGOSLAVIA	2 478	1 915	1 205	IRAQ	2 834	11 689	6 992
TURKEY	15 018	7 640	4 777	IRAN	7 122	28 925	18 068
SOVIET UNION	9 290	3 864	2 342	ISRAEL	2 716	8 757	5 592
POLAND	880	988	633	JORDAN	860	532	333
CZECHOSLOVA	14 154	7 477	4 680	SAUDI ARABIA	7 690	15 947	10 105
HUNGARY	6 273	3 137	1 937	KUWAIT	87	262	158
ROMANIA	1 691	630	388	BAHRAIN	104	164	105
BULGARIA	220	69	44	ARAB EMIRAT	681	1 562	977
USA	15 846	49 624	30 900	NORTH YEMEN	259	1 836	1 102
CANADA	554	1 269	788	PAKISTAN	1 263	3 559	2 148
BRAZIL	600	1 394	870	INDIA	22 593	57 870	34 870
ARGENTINA	315	388	238	NEPAL	34	86	51
ISRAEL	1 742	1 530	926	MYANMAR	301	1 096	715
SAUDI ARABIA	53	173	105	THAILAND	12 523	13 885	8 490
INDIA	768	646	383	INDONESIA	1 598	6 624	4 236
SINGAPORE	58	91	56	MALAYSIA	3 359	9 260	5 659
CHINA	436	250	168	SINGAPORE	7 835	10 529	6 464
SOUTH KOREA	511	437	294	PHILIPPINES	936	3 146	1 916
JAPAN	12 042	33 964	21 001	CHINA	13 396	48 252	29 885
TAIWAN	1 892	2 912	1 781	NORTH KOREA	432	806	493
HONG KONG	43	584	372	SOUTH KOREA	20 089	63 771	39 457
AUSTRALIA	2 151	1 069	702	JAPAN	34 073	107 061	67 262
EXPORTS	895 335	2 238 889	1 391 856	TAIWAN	7 702	32 138	19 931
FRANCE	122 813	229 224	141 483	HONG KONG	1 026	2 337	1 454
BELGIUM LUX	50 089	77 995	48 639	AUSTRALIA	5 267	21 084	13 120
NETHERLANDS	41 261	87 454	53 926	PAPUA NEW G	54	77	46
				NEW ZEALAND	363	1 689	1 116
				FR POLYNESIA	41	109	74

6 IMPORTS AND EXPORTS (SPECIAL TRADE) BY GROUPS OF THE SITC-REV. III AND BY COUNTRIES OF PRODUCTION AND CONSUMPTION 1990

GROUP COUNTRY	DT = 100 KG	1 000 DM	1 000 \$	GROUP COUNTRY	DT = 100 KG	1 000 DM	1 000 \$
735 PARTS, NES, FOR MACH-TOOLS				SOUTH AFRICA			
IMPORTS	541 781	1 225 367	763 777	USA	2 221	10 407	6 420
FRANCE	106 022	129 580	80 540	CANADA	32 987	215 282	134 020
BELGIUM LUX	15 687	27 503	17 059	MEXICO	2 178	13 655	8 430
NETHERLANDS	45 786	71 105	44 248	GUATEMALA	1 505	22 507	13 865
ITALY	60 001	157 470	97 766	HONDURAS	34	137	85
UNTD KINGDOM	30 361	100 596	63 720	EL SALVADOR	9	81	51
IRELAND	848	4 418	2 726	COSTA RICA	5	55	34
DENMARK	5 422	18 639	11 563	PANAMA	26	389	240
GREECE	16	152	93	CUBA	9	193	126
PORTUGAL	2 263	2 266	1 419	HAITI	97	544	326
SPAIN	31 215	36 206	22 553	DOMINIC REP	15	96	58
NORWAY	1 031	2 595	1 612	JAMAICA	59	699	418
SWEDEN	9 118	40 068	24 845	BARBADOS	9	180	113
FINLAND	1 707	7 364	4 643	TRINIDAD TOB	2	50	30
SWITZERLAND	74 228	320 321	199 246	COLOMBIA	5	161	104
AUSTRIA	30 019	83 304	52 231	VENEZUELA	62	645	399
YUGOSLAVIA	23 747	18 439	11 463	SURINAME	320	2 577	1 588
TURKEY	1 020	533	403	ECUADOR	8	48	31
SOVIET UNION	6 414	2 521	1 606	PERU	22	294	183
POLAND	14 710	10 340	6 402	BRAZIL	27	258	158
CZECHOSLOVA	19 718	10 368	6 518	CHILE	4 980	36 798	22 999
HUNGARY	9 341	11 364	7 090	BOLIVIA	573	1 402	855
ROMANIA	12 690	4 463	2 762	PARAGUAY	4	72	43
BULGARIA	2 660	2 511	1 551	URUGUAY	17	167	104
ALGERIA	22	110	71	ARGENTINA	18	68	41
TUNISIA	34	82	54	CYPRUS	673	3 694	2 293
SOUTH AFRICA	545	853	561	LEBANON	21	77	49
USA	8 821	56 520	35 116	SYRIA	89	363	217
CANADA	252	1 044	644	IRAQ	54	222	137
COLOMBIA	88	320	214	IRAN	1 169	10 485	6 286
BRAZIL	1 488	9 000	5 781	ISRAEL	2 166	25 988	16 323
ISRAEL	993	4 572	2 827	JORDAN	808	6 144	3 849
JORDAN	3	67	39	SAUDI ARABIA	123	188	119
INDIA	1 557	3 420	2 136	KUWAIT	719	4 265	2 632
SINGAPORE	977	2 888	1 767	BAHRAIN	26	199	121
CHINA	5 102	5 160	3 222	QATAR	13	144	91
SOUTH KOREA	146	1 119	689	ARAB EMIRAT	14	60	36
JAPAN	14 219	70 848	44 190	NORTH YEMEN	62	464	290
TAIWAN	3 051	5 242	3 246	SOUTH YEMEN	11	129	77
HONG KONG	70	200	122	PAKISTAN	3	58	36
AUSTRALIA	207	353	217	INDIA	220	1 852	1 150
EXPORTS	451 349	1 901 464	1 180 315	BANGLADESH	3 657	37 108	23 012
FRANCE	42 463	212 451	131 953	SRI LANKA	9	196	124
BELGIUM LUX	18 631	64 482	40 123	NEPAL	18	153	93
NETHERLANDS	75 118	121 700	75 315	MYANMAR	4	54	33
ITALY	30 277	124 635	77 389	THAILAND	136	2 262	1 408
UNTD KINGDOM	31 403	131 691	81 230	VIETNAM	792	3 930	2 401
IRELAND	911	4 420	2 733	INDONESIA	131	684	445
DENMARK	5 214	22 783	14 136	MALAYSIA	411	1 846	1 142
GREECE	1 209	3 292	2 046	SINGAPORE	330	3 437	2 137
PORTUGAL	1 380	8 997	5 594	PHILIPPINES	2 658	9 540	5 931
SPAIN	17 507	67 785	42 758	CHINA	120	680	423
CANARY IS	19	67	41	NORTH KOREA	5 090	28 353	17 129
ICELAND	20	233	141	SOUTH KOREA	917	2 675	1 657
NORWAY	1 303	7 082	4 364	JAPAN	1 769	17 876	11 097
SWEDEN	10 935	57 955	36 063	TAIWAN	4 382	47 715	29 596
FINLAND	5 450	18 107	11 340	HONG KONG	1 915	15 550	9 545
SWITZERLAND	56 605	201 381	125 123	AUSTRALIA	402	4 169	2 554
AUSTRIA	31 807	116 941	72 761	NEW ZEALAND	2 243	9 023	5 528
MALTA	913	3 377	2 084	IMPORTS	596 464	850 783	530 128
YUGOSLAVIA	14 644	27 979	17 534	FRANCE	88 058	83 983	52 966
TURKEY	2 084	10 665	6 656	BELGIUM LUX	95 674	64 151	39 616
SOVIET UNION	5 335	54 411	33 881	NETHERLANDS	66 964	77 007	47 646
POLAND	2 800	13 419	8 291	ITALY	87 522	146 455	90 839
CZECHOSLOVA	4 763	15 383	9 639	UNTD KINGDOM	45 790	50 773	31 678
HUNGARY	5 506	16 618	10 246	IRELAND	362	1 463	916
ROMANIA	2 183	3 691	2 254	DENMARK	7 491	23 894	15 138
BULGARIA	1 978	10 190	6 314	GREECE	1 105	753	452
MOROCCO	473	1 194	752	PORTUGAL	145	1 855	1 121
ALGERIA	2 217	20 706	12 452	SPAIN	21 362	21 046	13 128
TUNISIA	89	885	552	NORWAY	752	2 139	1 343
LIBYA	170	1 653	1 059	SWEDEN	38 433	37 051	23 007
EGYPT	574	3 920	2 429	FINLAND	6 082	15 441	9 478
SUDAN	15	101	62	SWITZERLAND	21 384	135 581	84 688
MAURITANIA	5	57	36	AUSTRIA	62 597	79 742	49 989
SENEGAL	5	86	52	YUGOSLAVIA	8 254	8 636	5 322
LIBERIA	46	294	174	TURKEY	714	729	449
IVORY COAST	9	177	110	SOVIET UNION	338	170	106
GHANA	129	528	333	POLAND	11 628	1 474	897
NIGERIA	287	1 500	917	CZECHOSLOVA	4 691	3 313	2 074
CAMEROON	131	603	361	HUNGARY	7 032	6 110	3 890
CENT AFR REP	7	101	60	ROMANIA	691	255	152
CONGO	2	130	77	BULGARIA	185	157	96
ZAIRE	17	240	142	SOUTH AFRICA	32	163	102
ANGOLA	6	74	48	USA	7 045	52 719	32 808
KENYA	52	503	307	CANADA	185	1 920	1 188
UGANDA	12	79	51	COSTA RICA	37	687	422
TANZANIA	24	202	121	DOMINIC REP	180	966	604
MADAGASCAR	15	116	71	BRAZIL	617	202	123
MAURITIUS	8	72	47	ISRAEL	66	759	467
ZAMBIA	21	536	339	INDIA	57	235	150
ZIMBABWE	65	477	288	INDONESIA	14	184	123
				737 METALWORKING MACHNRY NES			

6 IMPORTS AND EXPORTS (SPECIAL TRADE) BY GROUPS OF THE SITC-REV. III AND BY COUNTRIES OF PRODUCTION AND CONSUMPTION 1990

GROUP COUNTRY	DT = 100 KG	1 000 DM	1 000 \$	GROUP COUNTRY	DT = 100 KG	1 000 DM	1 000 \$
SINGAPORE	91	269	159	INDONESIA	47 460	20 425	12 731
PHILIPPINES	5	209	124	MALAYSIA	807	7 993	4 949
CHINA	1 884	2 316	1 407	SINGAPORE	5 432	6 753	4 207
SOUTH KOREA	116	144	92	PHILIPPINES	1 273	2 664	1 709
JAPAN	7 914	24 639	15 404	CHINA	59 882	43 002	26 947
TAIWAN	483	1 418	876	NORTH KOREA	2 826	1 629	1 001
HONG KONG	379	958	585	SOUTH KOREA	29 095	93 940	57 467
AUSTRALIA	62	665	406	JAPAN	15 621	69 952	42 606
EXPORTS	1 203 011	2 118 253	1 317 493	TAIWAN	9 076	17 453	10 912
FRANCE	162 073	221 539	137 532	HONG KONG	530	4 119	2 533
BELGIUM LUX	178 962	188 327	105 040	AUSTRALIA	4 872	14 126	8 699
NETHERLANDS	103 196	127 587	79 499	NEW ZEALAND	443	1 870	1 164
ITALY	55 696	131 536	81 768	NEW CALEDON	21	63	41
UNITED KINGDOM	58 035	175 044	108 165	741 HEATING, COOLING EQUIP, PART			
IRELAND	1 229	4 161	2 581	IMPORTS	1 297 143	2 623 827	1 632 681
DENMARK	7 337	25 380	15 976	FRANCE	201 883	390 698	242 532
GREECE	4 437	10 792	6 583	BELGIUM LUX	54 876	88 564	55 143
PORTUGAL	1 358	8 949	5 627	NETHERLANDS	101 586	192 756	120 617
SPAIN	26 430	94 055	58 073	ITALY	264 031	458 213	284 825
CANARY IS	15	98	60	UNITED KINGDOM	70 629	141 866	88 683
ICELAND	67	246	150	IRELAND	15 492	34 942	21 819
NORWAY	3 462	10 578	6 550	DENMARK	43 853	123 642	76 922
SWEDEN	32 148	59 083	36 176	GREECE	600	1 048	643
FINLAND	10 719	23 463	14 645	PORTUGAL	16 207	24 621	15 360
SWITZERLAND	25 149	79 941	49 697	SPAIN	29 808	31 996	19 827
AUSTRIA	86 878	107 301	66 859	ICELAND	1	71	45
MALTA	48	361	225	NORWAY	9 303	17 377	10 719
YUGOSLAVIA	12 422	22 860	14 141	SWEDEN	52 069	123 219	77 318
TURKEY	53 846	27 471	17 438	FINLAND	12 097	20 974	13 136
SOVIET UNION	5 940	48 793	31 317	SWITZERLAND	71 801	268 408	168 083
POLAND	7 962	23 276	14 444	AUSTRIA	159 244	228 890	141 855
CZECHOSLOVAKIA	7 121	34 591	21 959	YUGOSLAVIA	15 687	11 737	7 294
HUNGARY	4 323	16 182	10 160	TURKEY	3 606	2 984	1 840
ROMANIA	2 076	4 293	2 650	SOVIET UNION	1 074	1 529	941
BULGARIA	2 084	16 086	10 357	POLAND	6 545	1 921	1 202
MOROCCO	62	508	322	CZECHOSLOVAKIA	6 590	3 417	2 105
ALGERIA	4 178	5 228	3 160	HUNGARY	17 982	12 570	7 878
TUNISIA	253	628	395	BULGARIA	340	798	493
LIBYA	1 857	3 331	2 062	SOUTH AFRICA	168	226	147
EGYPT	8 453	11 084	6 833	USA	94 653	310 989	192 532
SUDAN	99	147	88	CANADA	621	2 797	1 704
LIBERIA	14	97	58	MEXICO	180	313	189
IVORY COAST	20	114	71	BRAZIL	491	1 115	679
GHANA	18	88	57	CYPRUS	6	97	61
NIGERIA	345	1 524	940	IRAQ	9	62	37
CAMEROON	99	253	166	ISRAEL	1 475	7 222	4 411
CONGO	677	156	100	SAUDI ARABIA	29	177	117
ZAIRE	67	70	42	KUWAIT	26	52	33
ANGOLA	44	236	141	ARAB EMIRAT	1	95	59
SOMALIA	12	74	48	INDIA	116	542	329
KENYA	44	138	83	THAILAND	359	692	427
TANZANIA	1 169	955	612	INDONESIA	8	126	85
MOZAMBIQUE	35	341	203	MALAYSIA	425	592	367
MADAGASCAR	102	134	88	SINGAPORE	2 740	7 096	4 292
MAURITIUS	29	105	60	CHINA	1 476	2 636	1 600
ZAMBIA	18	185	119	SOUTH KOREA	1 790	2 255	1 365
ZIMBABWE	436	256	152	JAPAN	33 781	97 392	60 607
SOUTH AFRICA	17 314	52 868	33 924	TAIWAN	2 561	5 141	3 139
USA	57 290	170 573	106 660	HONG KONG	214	291	174
CANADA	13 975	23 671	14 605	AUSTRALIA	413	1 067	670
GREENLAND	1	53	32	NEW CALEDON	64	287	178
MEXICO	4 888	15 201	9 645	EXPORTS	2 319 085	5 880 402	3 652 483
GUATEMALA	25	138	87	742 PUMPS FOR LIQUIDS, PARTS			
EL SALVADOR	7	119	74	IMPORTS	772 656	1 587 862	986 124
PANAMA	59	82	53	FRANCE	101 126	259 440	161 291
CUBA	1 833	4 157	2 464	BELGIUM LUX	9 149	22 274	13 764
BAHAMAS	17	75	50	NETHERLANDS	40 273	82 923	51 632
JAMAICA	15	63	40	ITALY	106 281	194 218	120 091
TRINIDAD TOB	308	1 151	704	UNITED KINGDOM	27 520	75 638	47 082
NETH. ANTILL.	122	689	408	IRELAND	21 602	43 645	27 058
COLOMBIA	223	1 130	705	DENMARK	188 140	146 371	91 077
VENEZUELA	9 983	13 031	8 053	GREECE	227	621	408
ECUADOR	98	212	135	PORTUGAL	9 304	3 631	2 268
PERU	75	278	167	SPAIN	18 042	29 084	18 073
BRAZIL	1 979	14 734	9 144	NORWAY	2 406	7 415	4 658
CHILE	2 436	2 637	1 618	SWEDEN	17 999	52 467	32 781
ARGENTINA	1 951	3 989	2 516	FINLAND	2 367	8 900	5 633
CYPRUS	158	719	434	SWITZERLAND	44 173	154 878	96 294
SYRIA	194	644	388	AUSTRIA	39 972	152 680	94 873
IRAQ	5 082	6 846	4 116	MALTA	9	132	81
IRAN	3 381	16 849	10 536	YUGOSLAVIA	5 812	6 507	4 031
ISRAEL	673	3 604	2 246	TURKEY	821	3 636	2 266
JORDAN	145	241	146	SOVIET UNION	665	622	383
SAUDI ARABIA	1 013	2 897	1 791	POLAND	8 258	1 727	1 066
KUWAIT	54	217	131	CZECHOSLOVAKIA	4 773	2 902	1 805
BAHRAIN	23	134	85	HUNGARY	4 625	5 509	3 377
QATAR	228	481	286	BULGARIA	114	93	56
ARAB EMIRAT	74	200	125	TUNISIA	20	138	82
OMAN	95	343	204	LIBYA	9	51	34
PAKISTAN	17 644	2 320	1 470	CAMEROON	3	112	66
INDIA	11 122	17 473	10 727				
BANGLADESH	27	128	80				
SRI LANKA	149	223	141				
MYANMAR	50	320	198				
THAILAND	1 778	7 514	4 487				

6 IMPORTS AND EXPORTS (SPECIAL TRADE) BY GROUPS OF THE SITC-REV. III AND BY COUNTRIES OF PRODUCTION AND CONSUMPTION 1990

GROUP COUNTRY	DT = 100 KG	1 000 DM	1 000 \$	GROUP COUNTRY	DT = 100 KG	1 000 DM	1 000 \$
SOUTH AFRICA	345	824	505	NAMIBIA	28	94	56
USA	75 148	217 196	134 911	BOTSWANA	35	126	77
CANADA	4 104	6 472	4 012	USA	89 657	400 652	248 679
MEXICO	2 846	4 689	2 934	CANADA	4 297	20 942	12 953
NETH ANTILL	3	79	47	MEXICO	5 346	21 511	13 412
PERU	77	339	204	GUATEMALA	36	946	217
BRAZIL	11 974	41 073	25 073	HONDURAS	8	48	32
SYRIA	22	123	73	EL SALVADOR	15	107	68
IRAN	24	65	40	NICARAGUA	27	268	171
ISRAEL	126	322	194	COSTA RICA	31	183	111
JORDAN		118	70	PANAMA	16	161	96
SAUDI ARABIA	50	433	276	CUBA	194	951	605
KUWAIT	12	50	31	BAHAMAS	56	191	118
ARAB EMIRAT	507	783	479	DOMINIC REP	11	135	82
OMAN	23	98	57	MARTINIQUE	11	145	92
INDIA	3 607	13 319	8 247	JAMAICA	13	118	72
SINGAPORE	202	786	483	ST LUCIA	25	55	35
CHINA	8 430	1 845	1 122	TRINIDAD TOB	47	389	239
SOUTH KOREA	146	1 760	1 122	NETH ANTILL	172	835	504
JAPAN	10 089	39 165	24 332	COLOMBIA	628	3 933	2 413
TAIWAN	766	1 352	843	VENEZUELA	1 707	9 376	5 832
HONG KONG	270	346	213	ECUADOR	113	1 303	794
AUSTRALIA	71	533	333	PERU	249	2 221	1 354
NEW ZEALAND	12	65	41	BRAZIL	9 054	41 839	26 171
EXPORTS	1 100 341	4 921 602	3 048 230	CHILE	2 152	11 747	7 249
FRANCE	162 565	777 104	480 706	BOLIVIA	25	314	195
BELGIUM LUX	48 611	187 034	116 078	PARAGUAY	154	240	146
NETHERLANDS	74 915	275 889	170 919	URUGUAY	148	684	421
ITALY	108 054	574 994	353 737	ARGENTINA	1 373	7 632	4 744
UNTD KINGDOM	79 784	451 155	279 863	CYPRUS	686	1 928	1 196
IRELAND	12 376	18 033	11 120	LEBANON	786	2 831	1 811
DENMARK	21 646	76 064	47 091	SYRIA	2 448	6 834	4 241
GREECE	15 118	36 176	22 477	IRAQ	4 235	18 676	11 175
PORTUGAL	4 300	19 553	12 120	IRAN	8 595	50 893	32 338
SPAIN	34 618	146 350	90 590	ISRAEL	4 509	16 587	10 384
CANARY IS	185	886	547	JORDAN	542	2 746	1 698
CEUTA MEL	161	214	132	SAUDI ARABIA	6 783	26 821	16 497
ICELAND	425	2 010	1 247	KUWAIT	732	4 984	2 990
NORWAY	12 466	50 152	31 139	BAHRAIN	628	2 251	1 412
SWEDEN	59 729	283 772	176 037	QATAR	210	1 658	1 037
FINLAND	14 063	65 582	40 614	ARAB EMIRAT	2 594	13 274	8 133
SWITZERLAND	59 994	198 007	122 978	OMAN	491	2 636	1 622
AUSTRIA	67 562	270 198	167 334	NORTH YEMEN	55	325	198
GIBRALTAR	5	103	70	SOUTH YEMEN	32	506	318
MALTA	101	308	574	AFGHANISTAN	96	508	311
YUGOSLAVIA	7 556	39 857	24 675	PAKISTAN	325	2 540	1 583
TURKEY	6 656	30 794	19 218	INDIA	5 971	45 392	27 580
SOVIET UNION	7 939	46 452	28 797	BANGLADESH	164	1 137	702
POLAND	6 643	34 411	21 499	MALDIVES	1	54	35
CZECHOSLOVA	3 992	23 105	14 442	SRI LANKA	583	1 154	699
HUNGARY	11 196	41 985	26 141	NEPAL	65	121	75
ROMANIA	535	2 736	1 786	MYANMAR	276	468	290
BULGARIA	1 150	5 085	3 128	THAILAND	4 882	17 607	11 006
ALBANIA	48	106	62	VIETNAM	50	413	254
MOROCCO	1 768	7 756	4 778	INDONESIA	2 026	8 825	5 479
ALGERIA	6 641	30 688	18 632	MALAYSIA	1 187	7 590	4 710
TUNISIA	6 639	3 927	2 438	BRUNEI	20	330	204
LIBYA	4 233	26 407	16 159	SINGAPORE	6 686	27 779	17 257
EGYPT	4 370	19 846	12 337	PHILIPPINES	719	6 170	3 892
SUDAN	903	3 138	1 907	MONGOLIA	26	51	31
MAURITANIA	25	415	256	CHINA	7 344	28 477	17 830
MALI	229	463	300	NORTH KOREA	5	87	54
BURKINA FASO	49	132	85	SOUTH KOREA	32 722	110 623	69 278
NIGER	202	1 530	919	JAPAN	11 180	75 793	46 648
CHAD	13	69	42	TAIWAN	6 773	33 168	20 687
CAPE VERDE	36	122	75	HONG KONG	6 499	20 200	12 593
SENEGAL	201	719	432	AUSTRALIA	7 141	33 684	20 885
GAMBIA	148	298	182	PAPUA NEW G	37	159	98
GUINEA	203	460	287	NEW ZEALAND	1 570	4 629	2 886
SIERRA LEONE	327	470	283	AMER OCEANIA	8	79	47
LIBERIA	294	874	523	WEST SAMOA	7	48	32
IVORY COAST	302	673	419	FR POLYNESIA	93	342	206
GHANA	209	1 187	721	743 PUMPS NES,CENTRIFUGS ETC			
TOGO	34	232	141	IMPORTS	1 687 820	3 064 590	1 903 693
BENIN	24	219	139	FRANCE	119 590	277 742	172 428
NIGERIA	1 400	7 545	4 728	BELGIUM LUX	104 325	179 992	111 947
CAMEROON	133	550	342	NETHERLANDS	64 748	155 487	96 857
CENT AFR REP	148	198	118	ITALY	348 262	400 402	248 485
GABON	29	463	285	UNTD KINGDOM	109 470	304 790	189 613
CONGO	20	131	84	IRELAND	2 988	8 761	5 419
ZAIRE	559	3 512	2 136	DENMARK	115 808	96 021	59 941
RWANDA	27	120	75	GREECE	127	769	510
BURUNDI	60	169	105	PORTUGAL	7 695	9 527	5 930
ANGOLA	483	1 813	1 096	SPAIN	98 949	148 715	92 360
ETHIOPIA	440	1 149	696	CANARY IS	26	507	316
KENYA	337	1 427	872	NORWAY	2 108	6 387	3 988
UGANDA	115	604	377	SWEDEN	35 180	88 873	55 342
TANZANIA	841	3 019	1 841	FINLAND	5 747	29 023	17 913
MOZAMBIQUE	63	349	222	SWITZERLAND	63 035	235 597	146 354
MADAGASCAR	35	316	194	AUSTRIA	183 207	232 474	144 512
REUNION	3	61	36	YUGOSLAVIA	59 609	53 555	33 222
MAURITIUS	144	530	323	TURKEY	1 268	1 251	765
ZAMBIA	170	756	460	SOVIET UNION	418	293	183
ZIMBABWE	927	1 228	737	POLAND	54 090	11 914	7 467
SOUTH AFRICA	5 627	31 883	19 676				

6 IMPORTS AND EXPORTS (SPECIAL TRADE) BY GROUPS OF THE SITC-REV. III AND BY COUNTRIES OF PRODUCTION AND CONSUMPTION 1990

GROUP COUNTRY	DT = 100 KG	1 000 DM	1 000 \$	GROUP COUNTRY	DT = 100 KG	1 000 DM	1 000 \$
CZECHOSLOVA	3 090	2 616	1 642	KENYA	1 635	5 183	3 153
HUNGARY	4 700	5 902	3 669	UGANDA	80	580	358
ROMANIA	439	205	129	TANZANIA	309	1 440	894
BULGARIA	419	160	97	SEYCHELLES	12	122	82
MOROCCO	21	63	38	MOZAMBIQUE	53	387	239
LIBYA	262	1 617	1 022	MADAGASCAR	143	462	289
ZAMBIA	9	349	206	REUNION	127	387	233
SOUTH AFRICA	5 552	23 567	15 307	MAURITIUS	386	606	376
USA	66 766	229 892	142 727	ZAMBIA	998	4 627	2 783
CANADA	18 709	97 865	60 434	ZIMBABWE	472	1 703	1 036
MEXICO	329	709	430	MALAWI	70	276	172
COSTA RICA	6	86	58	SOUTH AFRICA	22 643	92 639	56 888
BRAZIL	2 979	7 299	4 545	BOTSWANA	1 151	8 090	5 383
URUGUAY	2	55	35	USA	169 138	490 319	304 766
CYPRUS	875	696	437	CANADA	6 128	26 845	16 583
IRAN	22	75	48	MEXICO	16 229	45 596	28 473
ISRAEL	1 532	7 715	4 800	GUATEMALA	284	581	357
SAUDI ARABIA	104	1 042	629	BELIZE	34	257	152
KUWAIT	10	152	90	HONDURAS	51	137	85
QATAR	67	978	584	EL SALVADOR	41	156	101
ARAB EMIRAT	120	1 693	1 019	NICARAGUA	37	203	120
PAKISTAN	14	53	35	COSTA RICA	150	382	230
INDIA	470	1 475	899	PANAMA	9	146	87
THAILAND	1 650	4 493	2 785	CUBA	1 045	4 626	2 907
INDONESIA	57	830	526	BAHAMAS	32	56	38
MALAYSIA	320	353	219	DOMINIC REP	29	133	84
SINGAPORE	54 223	40 843	25 445	GUADELOUPE	101	417	249
PHILIPPINES	88	67	41	MARTINIQUE	150	725	435
CHINA	13 743	8 755	5 390	JAMAICA	310	770	483
SOUTH KOREA	2 878	7 578	4 769	ST LUCIA	10	54	35
JAPAN	104 883	349 167	215 963	TRINIDAD TOB	66	319	199
TAIWAN	23 683	22 130	13 643	NETH ANTILL	670	984	600
HONG KONG	2 637	2 112	1 290	COLOMBIA	968	5 478	3 349
AUSTRALIA	321	1 168	723	VENEZUELA	5 771	22 830	14 133
NEW ZEALAND	103	477	231	ECUADOR	528	2 848	1 735
NEW CALEDON	1	59	39	PERU	694	2 876	1 779
EXPORTS	2 378 043	6 282 378	3 895 461	BRAZIL	11 796	61 667	38 130
FRANCE	254 235	667 842	414 028	CHILE	4 485	13 505	8 386
BELGIUM LUX	201 896	406 416	252 684	BOLIVIA	104	688	426
NETHERLANDS	179 467	432 653	268 364	PARAGUAY	168	1 066	670
ITALY	169 272	508 696	315 049	URUGUAY	118	1 080	646
UNITED KINGDOM	194 939	445 610	276 461	ARGENTINA	1 760	8 547	5 251
IRELAND	6 930	25 776	15 991	CYPRUS	1 378	3 317	2 064
DENMARK	119 204	190 218	117 936	LEBANON	662	1 804	1 136
GREECE	24 087	53 353	32 894	SYRIA	1 820	6 871	4 328
PORTUGAL	14 043	34 523	21 456	IRAQ	6 097	19 715	11 769
SPAIN	111 210	244 118	151 256	IRAN	19 848	67 640	42 188
CANARY IS	912	5 277	3 202	ISRAEL	9 536	27 408	17 003
CEUTA MEL	77	125	76	JORDAN	732	2 244	1 377
ICELAND	783	1 953	1 219	SAUDI ARABIA	9 590	33 218	20 596
NORWAY	22 827	70 365	44 622	KUWAIT	1 271	4 349	2 590
SWEDEN	135 905	262 888	162 934	BAHRAIN	233	2 557	1 612
FINLAND	44 048	97 393	60 179	QATAR	152	3 061	1 867
SWITZERLAND	125 901	352 714	218 721	ARAB EMIRAT	2 159	11 535	7 127
AUSTRIA	147 432	339 400	210 495	OMAN	1 147	2 956	1 856
MALTA	612	1 424	892	NORTH YEMEN	80	402	258
YUGOSLAVIA	36 867	72 359	44 778	SOUTH YEMEN	55	280	170
TURKEY	18 309	58 679	36 303	PAKISTAN	2 297	9 622	5 927
SOVIET UNION	36 711	147 305	90 842	INDIA	8 718	49 296	30 683
POLAND	16 084	56 386	35 057	BANGLADESH	385	2 077	1 294
CZECHOSLOVA	11 997	52 024	32 421	MALDIVES	25	126	80
HUNGARY	14 340	40 250	24 850	SRI LANKA	277	1 277	783
ROMANIA	279	4 163	2 636	NEPAL	23	134	84
BULGARIA	1 990	10 759	6 937	BHUTAN	7	53	32
MOROCCO	1 998	5 158	3 230	MYANMAR	99	1 388	843
ALGERIA	2 671	11 014	6 792	THAILAND	8 851	27 004	16 786
TUNISIA	606	2 838	1 737	VIETNAM	52	299	181
LIBYA	5 297	23 578	14 734	INDONESIA	5 319	20 247	12 713
EGYPT	11 053	33 062	20 642	MALAYSIA	2 668	10 009	6 187
SUDAN	338	2 051	1 297	BRUNEI	259	651	411
MAURITANIA	20	94	58	SINGAPORE	12 417	50 887	31 445
MALI	172	283	170	PHILIPPINES	1 185	8 365	5 113
BURKINA FASO	38	165	99	MONGOLIA	13	119	71
CHAD	31	91	57	CHINA	14 489	53 081	32 405
CAPE VERDE	9	48	32	NORTH KOREA	33	290	174
SENEGAL	462	916	567	SOUTH KOREA	16 927	82 388	50 789
GAMBIA	12	98	57	JAPAN	15 978	94 309	58 372
GUINEA	119	335	210	TAIWAN	26 043	86 723	52 965
SIERRA LEONE	21	92	55	HONG KONG	6 461	20 320	12 588
LIBERIA	93	302	185	MACAO	178	1 006	676
IVORY COAST	117	557	339	AUSTRALIA	24 110	71 244	44 640
GHANA	664	1 455	891	NEW ZEALAND	3 423	9 914	6 170
TOGO	445	1 265	792	NEW CALEDON	178	492	312
BENIN	28	149	96	N ZEAL OCEAN	18	61	36
NIGERIA	4 640	8 211	5 086	FR POLYNESIA	59	295	180
CAMEROON	281	838	524	744 MECHANICAL HANDLING EQUIP			
GABON	120	476	293	IMPORTS	2 624 961	2 498 544	1 557 658
CONGO	48	144	85	FRANCE	601 147	442 257	276 225
ZAIRE	3 430	4 965	3 129	BELGIUM LUX	119 879	114 025	70 990
RWANDA	183	522	320	NETHERLANDS	229 788	265 514	165 646
BURUNDI	31	83	51	ITALY	238 688	225 494	140 779
ANGOLA	169	556	356	UNITED KINGDOM	213 270	220 488	137 189
ETHIOPIA	125	883	538	IRELAND	16 412	11 439	7 212
DJIBOUTI	7	55	36	DENMARK	88 089	122 280	75 998
SOMALIA	10	55	33				

6 IMPORTS AND EXPORTS (SPECIAL TRADE) BY GROUPS OF THE SITC-REV. III AND BY COUNTRIES OF PRODUCTION AND CONSUMPTION 1990

GROUP COUNTRY	DT = 100 KG	1 000 DM	1 000 \$	GROUP COUNTRY	DT = 100 KG	1 000 DM	1 000 \$
GREECE	379	443	284	RWANDA	362	449	287
PORTUGAL	6 448	3 167	1 986	BURUNDI	22	55	33
SPAIN	54 870	61 864	38 454	ANGOLA	904	918	589
CEUTA MEL	124	180	106	ETHIOPIA	213	352	223
ICELAND	14	72	45	SOMALIA	109	216	135
NORWAY	19 870	23 295	14 434	KENYA	1 502	2 989	1 844
SWEDEN	142 096	193 756	120 734	UGANDA	653	260	164
FINLAND	48 180	72 492	45 104	TANZANIA	465	1 266	777
SWITZERLAND	67 290	160 751	100 333	SEYCHELLES	38	106	63
AUSTRIA	241 696	278 893	173 370	MOZAMBIQUE	123	171	108
YUGOSLAVIA	41 487	22 962	14 373	MADAGASCAR	241	162	99
TURKEY	10 592	2 897	1 811	REUNION	1 629	1 673	1 043
SOVIET UNION	3 734	1 489	894	MAURITIUS	404	762	465
POLAND	58 927	12 707	7 953	ZAMBIA	470	1 155	692
CZECHOSLOVIA	33 894	14 538	9 164	ZIMBABWE	622	1 119	711
HUNGARY	87 189	23 687	14 807	MALAWI	270	293	184
ROMANIA	1 026	215	131	SOUTH AFRICA	21 697	39 460	24 402
BULGARIA	10 003	2 883	1 802	NAMIBIA	43	72	47
LIBYA	15	138	90	USA	159 136	269 049	165 875
SOUTH AFRICA	1 628	775	475	CANADA	35 942	57 024	34 951
USA	61 321	73 878	46 063	MEXICO	16 159	24 840	15 361
CANADA	3 157	2 688	1 672	GUATEMALA	1 045	2 420	1 475
NICARAGUA	147	61	40	EL SALVADOR	60	288	177
COSTA RICA	185	66	39	COSTA RICA	420	550	348
BRAZIL	8 372	5 152	3 266	PANAMA	144	539	352
IRAN	60	63	38	CUBA	180	419	263
ISRAEL	1 016	423	258	BAHAMAS	174	343	229
SAUDI ARABIA	1 691	536	341	DOMINIC REP	277	555	333
KUWAIT	3 410	2 366	1 424	ANTIGUA	7	59	36
ARAB EMIRAT	240	66	42	DOMINICA	65	50	30
INDIA	627	168	103	MARTINIQUE	46	114	70
SRI LANKA	304	179	106	JAMAICA	155	693	428
INDONESIA	7	161	98	BARBADOS	181	386	229
SINGAPORE	5 172	2 228	1 414	TRINIDAD TOB	127	543	331
CHINA	21 875	6 328	3 939	NETH ANTILL	226	360	236
SOUTH KOREA	662	412	260	COLOMBIA	2 595	3 541	2 209
JAPAN	159 440	116 335	72 690	VENEZUELA	11 567	16 871	10 391
TAIWAN	19 206	7 771	4 876	SURINAME	1 821	1 222	788
HONG KONG	1 078	614	381	FRENCH GUIAN	5 720	8 414	4 997
AUSTRALIA	71	114	71	ECUADOR	444	975	599
NEW ZEALAND	5	71	43	PERU	1 682	2 495	1 571
EXPORTS	4 148 466	6 113 476	3 788 156	BRAZIL	1 663	7 923	4 858
FRANCE	623 171	866 056	536 790	CHILE	13 000	17 828	11 040
BELGIUM LUX	320 485	438 146	272 366	BOLIVIA	283	383	233
NETHERLANDS	366 725	453 855	281 624	PARAGUAY	258	513	332
ITALY	253 339	367 914	227 616	URUGUAY	562	641	389
UNITED KINGDOM	385 731	578 111	356 835	ARGENTINA	3 864	6 560	4 181
IRELAND	19 783	28 835	17 901	CYPRUS	670	1 338	842
DENMARK	81 664	115 648	71 924	LEBANON	329	463	290
GREECE	32 485	34 878	21 608	SYRIA	1 337	2 292	1 450
PORTUGAL	41 521	50 638	31 591	IRAQ	15 879	27 393	16 401
SPAIN	212 762	272 947	169 558	IRAN	22 875	41 614	25 879
CANARY IS	4 894	5 794	3 613	ISRAEL	25 685	39 784	24 786
ICELAND	4 510	4 671	2 901	JORDAN	1 919	2 775	1 727
FAROE IS	61	51	32	SAUDI ARABIA	28 408	44 215	27 507
NORWAY	60 514	85 574	52 670	KUWAIT	1 791	3 173	1 905
SWEDEN	153 247	212 065	130 463	BAHRAIN	864	1 410	894
FINLAND	71 652	102 046	63 047	QATAR	75	117	75
SWITZERLAND	311 151	443 135	274 338	ARAB EMIRAT	10 927	17 318	10 915
AUSTRIA	250 098	358 687	222 583	OMAN	612	1 328	810
ANDORRA	37	83	50	NORTH YEMEN	258	578	379
GIBRALTAR	2 225	2 029	1 216	SOUTH YEMEN	59	155	91
MALTA	669	786	481	PAKISTAN	1 509	3 124	1 977
YUGOSLAVIA	18 511	33 743	20 877	INDIA	22 229	32 444	20 432
TURKEY	27 324	43 968	27 451	BANGLADESH	1 232	2 062	1 291
SOVIET UNION	54 527	121 339	75 452	SRI LANKA	138	411	257
POLAND	16 381	39 690	24 919	NEPAL	136	232	136
CZECHOSLOVIA	27 327	60 747	37 922	MYANMAR	43	113	69
HUNGARY	15 572	37 549	23 540	THAILAND	26 964	46 009	28 898
ROMANIA	175	241	156	VIETNAM	332	959	566
BULGARIA	2 978	7 130	4 311	INDONESIA	19 418	27 007	17 240
MOROCCO	13 882	22 079	14 068	MALAYSIA	5 446	9 739	6 007
ALGERIA	16 121	22 694	13 675	SINGAPORE	15 345	27 258	16 886
TUNISIA	2 691	4 011	2 467	PHILIPPINES	7 572	19 246	12 157
LIBYA	3 473	11 213	6 798	MONGOLIA	165	300	187
EGYPT	13 191	21 358	13 341	CHINA	14 272	38 120	23 497
SUDAN	958	2 519	1 605	NORTH KOREA	180	565	367
MAURITANIA	745	1 593	953	JAPAN KOREA	42 152	123 646	76 581
MALI	37	52	32	TAIWAN	29 667	46 367	28 939
BURKINA FASO	31	58	35	HONG KONG	40 224	74 108	45 781
CHAD	25	77	46	MACAO	41 728	51 579	31 572
SENEGAL	342	379	238	AUSTRALIA	2 963	4 139	2 631
GUINEA	488	910	608	PAPUA NEW G	41 761	59 081	36 577
SIERRA LEONE	432	430	275	NEW ZEALAND	32	94	60
LIBERIA	2 747	3 659	2 169	NEW CALEDON	3 625	6 722	4 189
IVORY COAST	1 071	2 259	1 373	KIRIBATI	361	445	273
GHANA	1 460	2 645	1 647	WEST SAMOA	19	48	32
Togo	1 151	2 576	1 642	FR POLYNESIA	32	83	55
BENIN	77	131	84		107	221	135
NIGERIA	9 870	8 099	5 112	745 OTH.NONELEC MCH,TOOL,NES			
CAMEROUN	1 719	1 942	1 217	IMPORTS	689 995	2 084 764	1 297 342
EQUAT GUINEA	101	63	39	FRANCE	71 052	142 371	88 525
GABON	507	334	201	BELGIUM LUX	23 659	55 003	34 492
CONGO	409	533	323	NETHERLANDS	75 250	192 063	119 781
ZAIRE	1 258	1 945	1 196				

6 IMPORTS AND EXPORTS (SPECIAL TRADE) BY GROUPS OF THE SITC-REV. III AND BY COUNTRIES OF PRODUCTION AND CONSUMPTION 1990

GROUP COUNTRY	DT = 100 KG	1 000 DM	1 000 \$	GROUP COUNTRY	DT = 100 KG	1 000 DM	1 000 \$
ITALY	144 048	392 061	243 961	BENIN	416	769	502
UNTD KINGDOM	39 108	167 366	104 132	NIGERIA	2 214	16 695	10 395
IRELAND	9 361	9 993	6 215	CAMEROON	469	1 960	1 209
DENMARK	40 273	108 078	67 702	CENT AFR REP	117	798	504
GREECE	217	842	537	EQUAT GUINEA	16	71	45
PORTUGAL	282	826	524	GABON	313	1 757	1 094
SPAIN	8 410	20 297	12 487	CONGO	122	1 007	611
ICELAND	18	466	285	ZAIRE	421	2 186	1 363
NORWAY	4 341	7 928	4 888	RWANDA	202	830	507
SWEDEN	27 523	140 081	87 701	BURUNDI	9	58	36
FINLAND	13 748	22 045	13 618	ANGOLA	95	372	232
SWITZERLAND	75 874	370 384	230 070	ETHIOPIA	565	2 633	1 602
AUSTRIA	48 364	88 905	55 161	DJIBOUTI	498	1 000	591
MALTA	8	271	167	SOMALIA	16	58	35
YUGOSLAVIA	9 199	6 867	4 296	KENYA	4 099	12 340	7 493
TURKEY	462	489	294	UGANDA	197	927	566
SOVIET UNION	504	2 566	1 599	TANZANIA	272	1 061	680
POLAND	9 818	3 884	2 396	SEYCHELLES	26	178	110
CZECHOSLOVA	6 620	2 529	1 575	MOZAMBIQUE	943	4 283	2 525
HUNGARY	6 531	3 949	2 113	MADAGASCAR	1 012	1 055	644
BULGARIA	400	300	188	REUNION	334	3 049	1 964
MOROCCO	42	58	35	MAURITIUS	270	1 797	1 116
EGYPT	64	211	127	ZAMBIA	494	5 021	3 008
SOUTH AFRICA	1 871	1 779	1 086	ZIMBABWE	3 584	9 957	6 339
USA	37 090	200 193	123 761	MALAWI	24	487	290
CANADA	3 590	7 735	4 903	SOUTH AFRICA	17 546	76 795	47 873
MEXICO	379	832	554	NAMIBIA	101	677	409
BAHAMAS	9	174	107	BOTSWANA	52	403	253
COLOMBIA	242	488	311	USA	126 586	632 418	391 310
BRAZIL	2 788	11 511	7 255	CANADA	40 177	127 030	77 624
ARGENTINA	140	1 392	906	ST PIERRE	36	355	233
CYPRUS	20	127	77	MEXICO	8 621	54 886	34 366
ISRAEL	1 187	5 536	3 494	GUATEMALA	3 727	12 947	7 899
SAUDI ARABIA	69	144	90	BELIZE	18	249	156
ARAB EMIRAT	8	50	31	HONDURAS	3 570	11 072	7 262
INDIA	142	100	60	EL SALVADOR	64	377	234
THAILAND	24	64	38	NICARAGUA	112	651	408
INDONESIA	165	187	113	COSTA RICA	385	2 660	1 665
SINGAPORE	236	1 746	1 079	PANAMA	245	1 899	1 198
CHINA	2 185	4 889	3 054	CUBA	135	783	480
SOUTH KOREA	1 322	2 957	1 843	HAITI	10	77	48
JAPAN	12 732	78 718	49 012	BAHAMAS	17	75	50
TAIWAN	11 231	22 069	13 702	DOMINIC REP	223	2 893	1 788
HONG KONG	1 899	3 672	2 261	GUADELOUPE	153	629	392
AUSTRALIA	184	699	437	DOMINICA	51	232	139
NEW ZEALAND	15	121	80	MARTINIQUE	101	487	296
EXPORTS	1 735 311	7 266 540	4 501 213	JAMAICA	105	643	400
FRANCE	192 443	809 191	502 153	ST LUCIA	12	131	79
BELGIUM LUX	101 047	343 254	212 938	BARBADOS	32	166	98
NETHERLANDS	119 441	443 144	274 189	TRINIDAD TOB	71	542	336
ITALY	96 040	361 414	224 408	NETH ANTILL	20	192	116
UNTD KINGDOM	125 361	539 440	333 367	COLOMBIA	1 595	10 221	6 263
IRELAND	11 484	44 277	27 454	VENEZUELA	1 636	15 967	10 014
DENMARK	27 049	118 024	73 214	GUYANA	40	224	137
GREECE	13 499	56 702	35 081	SURINAME	26	177	107
PORTUGAL	11 418	52 071	32 477	FRENCH GUIAN	71	409	252
SPAIN	51 587	254 514	157 641	ECUADOR	368	2 432	1 507
CANARY IS	3 630	18 655	11 667	PERU	632	3 581	2 187
ICELAND	925	2 793	1 743	BRAZIL	8 649	37 843	23 958
FAROE IS	22	186	110	CHILE	5 587	14 016	8 677
NORWAY	39 236	81 855	51 460	BOLIVIA	268	1 888	1 170
SWEDEN	50 580	185 441	114 603	PARAGUAY	337	1 399	889
FINLAND	53 960	159 405	99 042	URUGUAY	202	1 222	768
SWITZERLAND	107 574	435 771	269 845	ARGENTINA	2 187	9 440	5 924
AUSTRIA	121 988	402 911	250 566	CYPRUS	1 016	4 270	2 667
ANDORRA	95	181	117	LEBANON	351	1 466	912
MALTA	385	2 244	1 374	SYRIA	496	2 529	1 549
YUGOSLAVIA	19 425	115 970	72 985	IRAQ	4 473	21 367	12 755
TURKEY	40 105	96 160	60 230	IRAN	5 631	35 385	22 020
SOVIET UNION	34 757	205 915	125 814	ISRAEL	4 634	25 654	15 925
POLAND	16 890	81 681	51 334	JORDAN	353	2 304	1 400
CZECHOSLOVA	14 269	95 844	59 967	SAUDI ARABIA	7 265	27 248	16 514
HUNGARY	15 517	67 238	41 686	KUWAIT	1 138	4 342	2 585
ROMANIA	2 479	5 031	3 291	BAHRAIN	389	2 479	1 539
BULGARIA	2 957	20 553	12 459	QATAR	195	891	559
ALBANIA	195	169	101	ARAB EMIRAT	2 993	9 358	5 766
MOROCCO	2 433	11 674	7 295	OMAN	247	1 001	613
ALGERIA	3 735	21 151	12 830	NORTH YEMEN	711	3 479	2 155
TUNISIA	2 457	12 470	7 537	SOUTH YEMEN	220	504	312
LIBYA	2 339	18 691	11 615	AFGHANISTAN	314	486	292
EGYPT	7 577	25 780	16 029	PAKISTAN	3 224	10 071	6 174
SUDAN	577	1 287	814	INDIA	3 900	19 279	12 067
MAURITANIA	3	75	45	BANGLADESH	794	1 221	731
MALI	544	1 192	706	SRI LANKA	347	5 087	3 184
BURKINA FASO	31	411	249	NEPAL	337	2 788	1 748
NIGER	7	208	132	MYANMAR	542	1 071	635
CHAD	3	72	44	THAILAND	8 456	37 089	23 370
SENEGAL	207	1 007	600	LAOS	8	52	30
GAMBIA	17	95	56	VIETNAM	101	1 726	1 049
GUINEA	403	1 079	649	INDONESIA	12 782	49 453	30 772
SIERRA LEONE	19	212	129	MALAYSIA	7 477	39 713	24 827
LIBERIA	136	675	404	BRUNEI	362	1 202	748
IVORY COAST	455	3 222	1 974	SINGAPORE	8 097	43 319	26 621
GHANA	824	2 919	1 803	PHILIPPINES	5 447	31 569	19 346
TOGO	87	728	456	MONGOLIA	7	95	57
				CHINA	11 690	79 543	49 249
				NORTH KOREA	40	235	149

6 IMPORTS AND EXPORTS (SPECIAL TRADE) BY GROUPS OF THE SITC-REV. III AND BY COUNTRIES OF PRODUCTION AND CONSUMPTION 1990

GROUP COUNTRY	DT = 100 KG	1 000 DM	1 000 \$	GROUP COUNTRY	DT = 100 KG	1 000 DM	1 000 \$
SOUTH KOREA	23 303	162 801	99 668	ZAIRE	266	717	449
JAPAN	45 039	241 638	147 654	ANGOLA	15	89	54
TAIWAN	12 326	60 400	37 179	ETHIOPIA	35	239	146
HONG KONG	4 387	27 907	17 205	KENYA	112	532	332
AUSTRALIA	16 814	89 865	55 694	UGANDA	8	87	55
PAPUA NEW G	64	747	467	TANZANIA	25	140	86
NEW ZEALAND	2 136	13 119	8 063	MOZAMBIQUE	3	69	44
NEW CALEDON	162	773	468	MADAGASCAR	70	352	223
FIJI	41	207	132	MAURITIUS	27	76	49
WEST SAMOA	74	373	233	ZAMBIA	43	190	116
FR POLYNESIA	137	646	406	ZIMBABWE	198	891	542
746 BALL BEARING				SOUTH AFRICA	16 051	45 923	28 130
IMPORTS	881 639	1 816 388	1 126 670	USA	98 455	274 767	170 123
FRANCE	136 759	283 911	175 661	CANADA	15 965	41 547	25 792
BELGIUM LUX	3 903	8 706	5 440	MEXICO	3 395	11 509	7 152
NETHERLANDS	61 813	86 408	53 923	EL SALVADOR	16	63	39
ITALY	132 818	263 211	163 440	PANAMA	2 542	5 411	3 386
UNITED KINGDOM	55 493	168 368	104 618	CUBA	494	1 114	704
IRELAND	2 555	3 700	2 278	TRINIDAD TOB	35	213	130
DENMARK	617	1 670	1 038	COLOMBIA	504	1 844	1 153
PORTUGAL	7 128	34 464	21 450	VENEZUELA	1 514	5 783	3 599
SPAIN	19 967	37 950	23 694	ECUADOR	85	378	232
NORWAY	714	775	504	PERU	135	687	426
SWEDEN	39 420	92 085	57 082	BRAZIL	17 147	57 595	35 940
FINLAND	384	926	577	CHILE	469	1 546	951
SWITZERLAND	12 269	64 302	39 641	BOLIVIA	4	94	58
AUSTRIA	72 267	145 406	90 421	PARAGUAY	46	122	71
YUGOSLAVIA	3 878	4 742	2 918	URUGUAY	45	121	74
TURKEY	257	598	363	ARGENTINA	2 569	7 575	4 720
SOVIET UNION	6 196	5 416	3 950	CYPRUS	38	134	81
POLAND	20 261	22 259	13 636	LEBANON	124	429	267
CZECHOSLOVAKIA	10 238	12 243	7 466	SYRIA	163	494	303
HUNGARY	23 123	24 260	14 966	IRAQ	150	1 053	639
ROMANIA	18 138	23 931	14 729	IRAN	3 321	13 205	8 374
BULGARIA	202	341	201	ISRAEL	1 372	6 699	4 156
SOUTH AFRICA	88	168	104	JORDAN	188	596	361
USA	34 847	102 388	63 568	SAUDI ARABIA	2 368	6 667	4 109
CANADA	5 894	13 526	8 399	KUWAIT	310	1 056	631
MEXICO	76	170	102	QATAR	19	92	54
BRAZIL	24 280	45 017	27 922	ARAB EMIRAT	1 959	5 087	3 203
ARGENTINA	65	148	85	OMAN	16	115	76
ISRAEL	14	57	36	PAKISTAN	1 210	2 295	1 425
INDIA	52	100	65	INDIA	14 766	34 960	21 740
THAILAND	954	12 846	8 339	BANGLADESH	16	117	74
SINGAPORE	216	1 424	901	SRI LANKA	91	225	141
CHINA	28 188	29 415	18 364	MYANMAR	15	60	42
SOUTH KOREA	3 153	5 524	3 502	THAILAND	586	1 379	831
JAPAN	136 217	289 486	179 021	INDONESIA	257	804	497
TAIWAN	15 531	25 174	15 599	MALAYSIA	149	653	398
HONG KONG	2 338	2 788	1 727	SINGAPORE	37 057	75 998	47 217
AUSTRALIA	1 208	2 313	1 430	PHILIPPINES	114	494	306
EXPORTS	1 111 135	2 903 398	1 796 209	CHINA	1 914	8 698	5 396
FRANCE	150 169	356 821	220 421	NORTH KOREA	35	148	91
BELGIUM LUX	36 098	99 175	61 242	SOUTH KOREA	18 535	39 897	24 869
NETHERLANDS	29 479	80 656	49 860	JAPAN	10 657	38 560	24 032
ITALY	194 687	477 668	294 237	TAIWAN	2 679	10 374	6 437
UNITED KINGDOM	83 858	224 234	139 039	HONG KONG	914	3 638	2 238
IRELAND	545	1 685	1 038	AUSTRALIA	11 505	30 512	18 826
DENMARK	13 430	38 868	24 006	NEW ZEALAND	84	338	211
GREECE	3 677	13 147	8 152	747 TAPS, COCKS, VALVES, ETC.			
PORTUGAL	5 978	20 926	12 923	IMPORTS	814 282	2 062 100	1 280 722
SPAIN	45 390	127 197	78 534	FRANCE	107 443	278 804	172 748
CANARY IS	33	110	67	BELGIUM LUX	31 060	64 414	40 072
CEUTA MEL	20	86	53	NETHERLANDS	47 513	122 547	76 349
ICELAND	168	633	399	ITALY	240 666	459 099	285 577
NORWAY	4 862	14 158	8 765	UNITED KINGDOM	42 377	154 534	95 782
SWEDEN	52 292	123 046	76 203	IRELAND	710	6 761	4 211
FINLAND	11 779	31 684	19 539	DENMARK	48 720	162 755	101 466
SWITZERLAND	39 504	145 658	89 882	GREECE	1 926	2 694	1 678
AUSTRIA	100 773	189 841	117 824	PORTUGAL	2 294	1 526	959
GIBRALTAR	26	71	48	SPAIN	29 980	41 058	25 481
MALTA	59	174	109	ICELAND	5	59	38
YUGOSLAVIA	22 074	62 465	38 502	NORWAY	2 581	4 540	2 819
TURKEY	9 483	28 839	17 982	SWEDEN	16 898	66 428	41 395
SOVIET UNION	6 407	19 721	12 189	FINLAND	10 298	32 120	20 031
POLAND	10 035	27 866	17 302	SWITZERLAND	44 787	243 879	151 400
CZECHOSLOVAKIA	6 496	24 403	15 024	AUSTRIA	45 520	95 785	59 337
HUNGARY	6 089	21 761	13 499	MALTA	102	133	81
ROMANIA	272	1 895	1 217	YUGOSLAVIA	36 235	35 993	22 340
BULGARIA	1 642	8 595	5 306	TURKEY	1 571	1 394	862
ALBANIA	70	200	123	SOVIET UNION	728	534	335
MOROCCO	895	2 851	1 764	POLAND	12 316	10 797	6 768
ALGERIA	679	3 519	2 214	CZECHOSLOVAKIA	26 849	10 693	6 646
TUNISIA	402	1 527	951	HUNGARY	11 529	22 603	14 021
LIBYA	78	517	322	BULGARIA	826	453	284
EGYPT	1 316	4 174	2 635	EGYPT	11	49	32
SUDAN	76	377	239	SOUTH AFRICA	181	813	508
LIBERIA	158	550	325	USA	23 205	156 797	97 035
IVORY COAST	85	312	205	CANADA	819	3 796	2 337
GHANA	31	176	111	MEXICO	462	892	547
NIGERIA	894	2 608	1 628	BRAZIL	835	4 091	2 501
CAMEROON	8	71	38	ARGENTINA	146	584	366
				ISRAEL	830	1 968	1 210
				SAUDI ARABIA	54	131	88

6 IMPORTS AND EXPORTS (SPECIAL TRADE) BY GROUPS OF THE SITC-REV. III AND BY COUNTRIES OF PRODUCTION AND CONSUMPTION 1990

GROUP COUNTRY	DT = 100 KG	1 000 DM	1 000 \$	GROUP COUNTRY	DT = 100 KG	1 000 DM	1 000 \$
INDIA	497	920	574	BOLIVIA	219	772	479
SINGAPORE	604	907	587	PARAGUAY	17	62	40
PHILIPPINES	11	858	533	URUGUAY	29	234	143
CHINA	6 926	2 252	1 382	ARGENTINA	386	3 393	2 091
SOUTH KOREA	1 606	3 157	1 944	CYPRUS	1 036	2 881	1 811
JAPAN	10 516	53 142	32 895	LEBANON	1 777	4 779	3 010
TAIWAN	4 359	10 484	6 479	SYRIA	2 578	7 613	4 843
HONG KONG	115	335	205	IRAQ	2 832	13 092	7 916
AUSTRALIA	114	1 061	660	IRAN	12 423	39 201	24 549
NEW ZEALAND	11	89	54	ISRAEL	5 464	14 889	9 227
EXPORTS	1 138 635	4 305 160	2 669 125	JORDAN	722	2 008	1 271
FRANCE	168 314	585 400	362 562	SAUDI ARABIA	19 323	52 590	32 657
BELGIUM LUX	80 338	300 936	186 745	KUWAIT	2 152	5 965	3 582
NETHERLANDS	128 199	401 341	249 101	BAHRAIN	491	1 482	823
ITALY	111 993	401 870	248 618	QATAR	319	1 228	767
UNTD KINGDOM	67 849	239 457	148 323	ARAB EMIRAT	5 996	16 828	10 378
IRELAND	1 035	9 333	5 769	OMAN	1 029	2 787	1 738
DENMARK	28 100	103 991	64 519	NORTH YEMEN	217	405	260
GREECE	10 938	40 907	25 343	SOUTH YEMEN	24	101	66
PORTUGAL	4 629	17 896	11 109	AFGHANISTAN	16	55	34
SPAIN	29 616	125 268	77 710	PAKISTAN	711	2 761	1 724
CANARY IS	415	1 898	1 164	INDIA	3 407	19 545	12 160
ICELAND	628	2 143	1 331	BANGLADESH	1 667	3 868	2 538
NORWAY	14 438	54 675	33 884	SRI LANKA	91	304	183
SWEDEN	29 754	131 299	81 424	NEPAL	26	101	67
FINLAND	16 484	70 305	43 577	BHUTAN	32	94	56
SWITZERLAND	72 137	279 610	173 391	MYANMAR	74	347	217
AUSTRIA	94 667	348 607	216 863	THAILAND	6 054	16 414	10 136
ANDORRA	73	296	185	VIETNAM	12	51	33
MALTA	665	2 358	1 467	INDONESIA	2 358	7 911	4 880
YUGOSLAVIA	9 572	39 581	24 602	MALAYSIA	3 968	10 661	6 794
TURKEY	7 864	29 134	17 992	BRUNEI	129	685	427
SOVIET UNION	11 862	45 484	27 591	SINGAPORE	5 552	22 005	13 703
POLAND	10 194	29 113	18 178	PHILIPPINES	553	2 385	1 473
CZECHOSLOVA	6 275	29 820	18 744	CHINA	4 071	20 834	12 766
HUNGARY	4 578	24 078	14 879	NORTH KOREA	38	411	252
ROMANIA	393	5 730	3 533	SOUTH KOREA	12 173	58 589	36 993
BULGARIA	2 255	8 846	5 454	JAPAN	8 265	74 781	45 604
ALBANIA	18	59	36	TAIWAN	6 498	27 700	17 159
MOROCCO	691	3 274	2 003	HONG KONG	4 838	20 782	12 956
ALGERIA	2 303	11 290	6 954	MACAO	20	85	56
TUNISIA	263	1 653	1 015	AUSTRALIA	6 447	38 104	23 636
LIBYA	3 113	13 567	8 492	NEW ZEALAND	869	5 475	3 396
EGYPT	9 667	16 608	10 392	NEW CALEDON	111	282	173
SUDAN	65	399	244	FIJI	27	69	42
BURKINA FASO	343	238	150	FR POLYNESIA	71	168	101
GUINEA	81	134	85	748 TRANSMISSIONS SHAFTS ETC			
LIBERIA	118	229	135	IMPORTS	1 417 806	1 489 937	923 936
IVORY COAST	41	343	206	FRANCE	108 795	153 042	94 938
GHANA	63	243	149	BELGIUM LUX	21 334	50 642	31 358
NIGERIA	1 105	3 603	2 257	NETHERLANDS	74 387	54 994	34 117
CAMEROON	12	110	68	ITALY	239 013	225 004	139 199
GABON	140	831	496	UNTD KINGDOM	63 088	99 779	62 155
ZAIRE	133	390	240	IRELAND	394	2 624	1 621
RWANDA	52	219	127	DENMARK	21 526	25 380	15 799
ANGOLA	220	679	412	GREECE	633	640	404
ETHIOPIA	67	119	74	PORTUGAL	4 389	2 429	1 515
KENYA	212	877	532	SPAIN	98 636	62 184	38 394
UGANDA	51	266	171	CANARY IS	54	180	109
TANZANIA	245	659	401	NORWAY	2 628	2 725	1 693
MOZAMBIQUE	12	73	45	SWEDEN	59 599	42 813	26 451
MADAGASCAR	64	240	143	FINLAND	4 512	12 972	8 078
REUNION	14	73	45	SWITZERLAND	64 859	170 041	105 444
MAURITIUS	97	249	154	AUSTRIA	161 105	163 646	101 650
ZAMBIA	33	134	83	MALTA	55	129	84
ZIMBABWE	41	262	158	YUGOSLAVIA	153 658	43 958	27 222
MALAWI	59	246	148	TURKEY	15 109	4 660	2 859
SOUTH AFRICA	6 234	37 906	23 532	SOVIET UNION	7 767	2 674	1 644
NAMIBIA	13	65	41	POLAND	30 573	10 655	6 607
BOTSWANA	102	344	225	CZECHOSLOVA	15 779	5 559	3 434
USA	54 012	279 963	173 163	HUNGARY	19 621	14 452	9 001
CANADA	9 070	30 757	18 975	ROMANIA	3 649	5 077	3 182
MEXICO	2 945	18 486	11 557	BULGARIA	1 296	694	436
GUATEMALA	165	594	358	EGYPT	27	152	95
HONDURAS	30	194	116	SOUTH AFRICA	685	567	358
EL SALVADOR	36	314	191	USA	51 681	114 487	71 029
COSTA RICA	18	151	97	CANADA	4 273	8 335	5 162
PANAMA	48	236	154	MEXICO	183	609	380
CUBA	16	223	142	VENEZUELA	45	50	32
HAITI	20	96	62	SURINAME	82	338	200
GUADELOUPE	18	119	76	BRAZIL	10 822	10 829	6 724
BRIT VIRG IS	20	54	34	ARGENTINA	2 814	2 611	1 599
MARTINIQUE	28	151	89	CYPRUS	59	151	96
JAMAICA	9	67	44	ISRAEL	421	1 062	654
ST LUCIA	25	66	38	SAUDI ARABIA	41	246	158
ST VINCENT	17	79	49	ARAB EMIRAT	249	621	404
BARBADOS	24	83	53	INDIA	3 820	2 040	1 251
TRINIDAD TOB	66	293	179	BANGLADESH	43	275	176
NETH ANTILL	86	216	133	THAILAND	395	219	138
COLOMBIA	1 962	5 954	3 625	INDONESIA	16	74	44
VENEZUELA	1 465	7 749	4 835	SINGAPORE	1 567	5 384	3 275
ECUADOR	75	677	424	CHINA	68 551	26 490	16 376
PERU	267	1 308	803	SOUTH KOREA	1 485	1 448	896
BRAZIL	2 441	20 597	12 882	JAPAN	90 386	147 278	91 468
CHILE	1 712	6 546	4 070				

6 IMPORTS AND EXPORTS (SPECIAL TRADE) BY GROUPS OF THE SITC-REV. III AND BY COUNTRIES OF PRODUCTION AND CONSUMPTION 1990

GROUP COUNTRY	DT = 100 KG	1 000 DM	1 000 \$	GROUP COUNTRY	DT = 100 KG	1 000 DM	1 000 \$
TAIWAN	11 973	8 272	5 142	SYRIA	899	3 001	1 856
HONG KONG	761	421	258	IRAQ	671	4 036	2 432
AUSTRALIA	462	654	399	IRAN	11 766	48 374	30 482
EXPORTS	2 516 848	4 209 014	2 606 877	ISRAEL	2 913	17 885	11 035
FRANCE	295 897	497 000	307 684	JORDAN	626	2 503	1 541
BELGIUM LUX	213 504	203 586	126 296	SAUDI ARABIA	3 071	12 821	7 996
NETHERLANDS	159 479	290 631	180 050	KUWAIT	554	2 796	1 662
ITALY	157 124	353 142	218 061	BAHRAIN	69	232	142
UNTD KINGDOM	219 452	328 006	203 039	QATAR	35	285	170
IRELAND	4 167	8 320	5 072	ARAB EMIRAT	1 102	5 261	3 217
DENMARK	64 278	102 740	63 939	OMAN	269	1 424	889
GREECE	12 470	34 090	21 070	NORTH YEMEN	13	65	39
PORTUGAL	5 226	13 413	8 352	AFGHANISTAN	20	131	84
SPAIN	98 085	133 883	82 952	PAKISTAN	792	3 083	1 919
CANARY IS	57	407	253	INDIA	25 653	56 044	34 797
CEUTA MEL	189	714	437	BANGLADESH	53	388	246
ICELAND	157	486	292	SRI LANKA	73	520	314
NORWAY	26 077	66 615	41 228	NEPAL	37	147	87
SWEDEN	147 195	206 029	127 675	MYANMAR	12	92	59
FINLAND	35 949	70 486	43 726	THAILAND	8 840	15 253	9 658
SWITZERLAND	96 221	240 587	148 866	VIETNAM	8	77	46
AUSTRIA	234 775	289 757	179 645	INDONESIA	3 146	9 385	5 896
MALTA	66	347	216	MALAYSIA	2 801	7 017	4 392
YUGOSLAVIA	21 253	40 640	25 298	SINGAPORE	20 603	52 145	32 539
TURKEY	8 033	24 224	15 161	PHILIPPINES	869	2 843	1 727
SOVIET UNION	3 298	18 021	11 202	CHINA	10 362	26 382	16 210
POLAND	7 568	19 261	11 887	NORTH KOREA	65	89	54
CZECHOSLOVA	3 698	13 783	8 557	SOUTH KOREA	21 336	58 592	36 358
HUNGARY	10 660	19 129	11 804	JAPAN	12 569	46 237	28 651
ROMANIA	3 031	5 096	3 237	TAIWAN	5 984	19 427	11 994
BULGARIA	1 674	4 654	2 850	HONG KONG	1 589	5 906	3 655
ALBANIA	58	49	32	AUSTRALIA	19 564	49 043	30 213
MOROCCO	1 000	3 952	2 454	PAPUA NEW G	11	53	30
ALGERIA	9 477	32 152	19 529	NEW ZEALAND	1 515	3 051	1 895
TUNISIA	524	2 760	1 717	749 NON-ELECT MACH.PARTS,ETC			
LIBYA	1 114	6 607	4 083	IMPORTS	424 777	1 118 340	694 753
EGYPT	3 340	10 270	6 367	FRANCE	89 499	168 714	104 907
SUDAN	324	1 136	715	BELGIUM LUX	32 676	76 275	47 492
MAURITANIA	75	364	219	NETHERLANDS	37 285	84 247	52 324
SENEGAL	14	137	85	ITALY	57 529	192 273	119 535
GUINEA	75	277	165	UNTD KINGDOM	15 060	60 088	37 261
LIBERIA	124	435	258	IRELAND	4 106	9 891	6 216
IVORY COAST	102	309	196	DENMARK	6 459	17 303	10 696
GHANA	83	406	252	GREECE	181	3 787	2 321
TOGO	31	147	89	PORTUGAL	3 420	18 730	11 612
NIGERIA	4 248	11 042	6 824	SPAIN	13 633	32 715	20 388
CAMEROON	40	220	139	NORWAY	2 247	2 600	1 621
GABON	33	250	156	SWEDEN	5 911	15 186	9 466
CONGO	6	65	40	FINLAND	1 018	5 790	3 669
ZAIRE	137	598	365	SWITZERLAND	58 242	153 830	95 551
RWANDA	18	69	43	AUSTRIA	40 574	111 134	69 196
ANGOLA	26	152	98	MALTA	161	3 828	2 347
ETHIOPIA	36	127	77	YUGOSLAVIA	3 075	2 853	1 766
KENYA	560	2 188	1 340	TURKEY	384	490	310
UGANDA	87	371	227	SOVIET UNION	3 300	489	303
TANZANIA	121	775	478	POLAND	12 568	5 391	3 353
MOZAMBIQUE	34	199	125	CZECHOSLOVA	3 659	2 783	1 708
MADAGASCAR	144	673	414	HUNGARY	9 298	15 134	9 435
REUNION	10	76	46	BULGARIA	3 144	569	350
MAURITIUS	474	974	575	NIGERIA	43	73	44
ZAMBIA	66	274	173	SOUTH AFRICA	31	298	184
ZIMBABWE	779	1 667	1 030	USA	10 284	65 710	40 562
MALAWI	5	48	32	CANADA	1 470	20 297	12 500
SOUTH AFRICA	29 601	66 448	41 118	MEXICO	217	1 251	779
NAMIBIA	16	49	31	COLOMBIA	22	100	59
BOTSWANA	7	56	34	ECUADOR	4	165	101
SWAZILAND	121	235	141	BRAZIL	863	1 617	999
USA	394 506	470 673	291 306	ISRAEL	43	1 443	890
CANADA	17 213	36 259	22 291	SAUDI ARABIA	40	128	79
MEXICO	43 008	40 424	25 077	ARAB EMIRAT	1	73	44
GUATEMALA	205	454	282	INDIA	131	597	368
HONDURAS	52	116	73	NEPAL	2	105	69
EL SALVADOR	76	385	231	THAILAND	96	200	130
NICARAGUA	30	200	127	INDONESIA	7	142	92
COSTA RICA	67	357	229	MALAYSIA	11	381	242
PANAMA	36	151	94	SINGAPORE	107	908	586
CUBA	37	257	158	CHINA	471	286	177
DOMINIC REP	17	143	86	SOUTH KOREA	132	707	428
GUADELOUPE	32	149	93	JAPAN	5 847	34 164	21 075
BRIT VIRG IS	45	111	67	TAIWAN	1 021	3 589	2 242
BARBADOS	15	61	34	HONG KONG	179	1 218	769
TRINIDAD TOB	80	461	281	AUSTRALIA	108	469	295
NETH ANTILL	22	147	91	EXPORTS	1 126 366	2 962 401	1 837 731
COLOMBIA	869	3 227	1 985	FRANCE	134 703	371 192	229 989
VENEZUELA	3 317	13 648	8 440	BELGIUM LUX	111 840	221 223	137 297
ECUADOR	442	1 620	1 010	NETHERLANDS	121 908	258 074	159 965
PERU	445	2 149	1 323	ITALY	63 104	186 342	115 345
BRAZIL	9 346	30 378	18 970	UNTD KINGDOM	96 917	228 834	142 334
CHILE	3 654	10 387	6 385	IRELAND	4 351	16 589	10 284
BOLIVIA	85	488	303	DENMARK	57 225	82 478	51 045
PARAGUAY	53	221	136	GREECE	4 997	20 345	12 488
URUGUAY	272	776	479	PORTUGAL	6 615	21 028	13 015
ARGENTINA	1 857	7 172	4 453				
CYPRUS	149	1 121	677				
LEBANON	394	1 694	1 036				

6 IMPORTS AND EXPORTS (SPECIAL TRADE) BY GROUPS OF THE SITC-REV. III AND BY COUNTRIES OF PRODUCTION AND CONSUMPTION 1990

GROUP COUNTRY	DT = 100 KG	1 000 DM	1 000 \$	GROUP COUNTRY	DT = 100 KG	1 000 DM	1 000 \$
SPAIN	27 179	117 130	72 467	JORDAN	538	2 314	1 434
CANARY IS	152	866	547	SAUDI ARABIA	3 815	15 106	9 394
CEUTA MEL	55	293	178	KUWAIT	507	2 491	1 504
ICELAND	480	1 281	790	BAHRAIN	183	533	322
FAROE IS	9	78	50	QATAR	103	431	266
NORWAY	13 780	33 781	20 847	ARAB EMIRAT	1 704	5 746	3 522
SWEDEN	59 151	114 322	70 982	OMAN	330	763	474
FINLAND	13 645	32 850	20 334	NORTH YEMEN	78	142	86
SWITZERLAND	101 432	267 100	166 109	AFGHANISTAN	10	75	44
AUSTRIA	96 477	251 315	155 997	PAKISTAN	890	3 033	1 842
GIBRALTAR	83	370	226	INDIA	9 687	23 348	14 547
MALTA	548	7 746	4 748	BANGLADESH	26	142	86
YUGOSLAVIA	11 059	32 257	19 994	SRI LANKA	371	836	521
TURKEY	5 894	22 138	13 752	MYANMAR	26	156	101
SOVIET UNION	4 778	25 382	15 637	THAILAND	2 260	7 522	4 655
POLAND	8 385	25 134	15 559	INDONESIA	1 885	5 889	3 641
CZECHOSLOVA	5 953	25 152	15 752	MALAYSIA	1 482	8 090	4 999
HUNGARY	5 842	23 428	14 655	SINGAPORE	5 530	17 035	10 513
ROMANIA	240	734	453	PHILIPPINES	487	2 436	1 511
BULGARIA	1 134	4 394	2 687	CHINA	1 410	10 087	6 233
ALBANIA	37	114	67	NORTH KOREA	428	2 325	1 521
MOROCCO	585	2 597	1 600	SOUTH KOREA	8 621	24 249	15 467
ALGERIA	2 508	7 863	4 856	JAPAN	5 372	24 086	14 936
TUNISIA	1 296	3 582	2 204	TAIWAN	2 530	12 727	7 918
LIBYA	1 854	6 986	4 399	HONG KONG	1 462	5 872	3 642
EGYPT	2 525	8 933	5 541	AUSTRALIA	8 761	23 825	14 720
SUDAN	64	279	175	PAPUA NEW G	13	49	31
MAURITANIA	25	111	68	NEW ZEALAND	744	2 063	1 268
MALI	13	58	34	NEW CALEDON	18	80	47
BURKINA FASO	15	59	35	FR POLYNESIA	24	71	44
NIGER	28	84	54				
SENEGAL	57	262	165	751 OFFICE MACHINES			
GUINEA	58	152	92	IMPORTS	411 247	2 042 661	1 277 285
SIERRA LEONE	112	211	135	FRANCE	36 209	186 240	117 831
LIBERIA	125	322	194	BELGIUM LUX	4 744	32 487	20 334
IVORY COAST	73	301	182	NETHERLANDS	55 405	315 494	196 851
GHANA	266	1 239	765	ITALY	19 215	91 902	58 112
TOGO	39	103	63	UNTD KINGDOM	41 747	189 777	118 453
BENIN	15	53	33	IRELAND	333	1 034	625
NIGERIA	1 080	4 134	2 570	DENMARK	2 106	10 728	6 565
CAMEROON	206	593	361	GREECE	38	217	133
CENT AFR REP	22	93	55	PORTUGAL	130	922	547
GABON	61	232	146	SPAIN	1 661	7 381	4 652
CONGO	255	292	182	NORWAY	181	1 975	1 254
ZAIRE	72	430	269	SWEDEN	1 978	17 117	10 769
RWANDA	24	92	58	FINLAND	202	640	396
BURUNDI	13	64	37	SWITZERLAND	2 059	28 337	18 020
ANGOLA	155	484	305	AUSTRIA	393	2 640	1 698
ETHIOPIA	576	3 479	2 081	YUGOSLAVIA	7 694	10 528	6 600
KENYA	915	2 289	1 444	SOVIET UNION	85	112	75
UGANDA	52	367	227	POLAND	105	93	58
TANZANIA	233	1 704	1 050	CZECHOSLOVA	431	296	186
MOZAMBIQUE	13	81	48	HUNGARY	13	172	106
MADAGASCAR	60	450	278	BULGARIA	1 251	1 474	916
REUNION	21	151	91	SOUTH AFRICA	4	61	41
MAURITIUS	350	1 576	1 038	USA	17 555	122 527	76 227
ZAMBIA	52	298	187	CANADA	191	1 613	1 051
ZIMBABWE	151	760	461	MEXICO	4 835	7 830	4 866
MALAWI	40	198	121	BRAZIL	358	1 159	717
SOUTH AFRICA	5 868	23 204	14 328	ISRAEL	4	133	79
NAMIBIA	15	48	31	ARAB EMIRAT	18	288	176
BOTSWANA	16	63	39	INDIA	13	76	46
SWAZILAND	60	483	302	THAILAND	262	1 686	1 103
USA	54 079	141 545	87 750	INDONESIA	110	344	202
CANADA	9 535	28 912	17 702	MALAYSIA	514	3 111	1 960
MEXICO	2 811	21 803	13 587	SINGAPORE	19 206	145 368	90 348
GUATEMALA	96	350	220	PHILIPPINES	48	291	180
HONDURAS	25	75	47	CHINA	10 387	47 784	30 161
EL SALVADOR	45	192	118	NORTH KOREA	169	596	366
COSTA RICA	62	214	131	SOUTH KOREA	5 155	15 913	9 975
PANAMA	107	238	151	JAPAN	152 468	677 240	422 259
CUBA	16	79	49	TAIWAN	7 261	44 532	27 825
DOMINIC REP	39	136	83	HONG KONG	16 660	72 346	45 401
GUADELOUPE	32	139	84	NEW ZEALAND	27	66	41
MARTINIQUE	17	110	66	EXPORTS	364 766	2 153 307	1 338 110
JAMAICA	41	216	133	FRANCE	70 307	431 674	267 982
BARBADOS	17	60	36	BELGIUM LUX	13 561	75 612	46 731
TRINIDAD TOB	101	525	322	NETHERLANDS	57 074	242 928	151 042
NETH ANTILL	29	87	55	ITALY	30 843	183 491	113 808
COLOMBIA	362	2 000	1 252	UNTD KINGDOM	53 883	310 342	192 164
VENEZUELA	2 952	8 822	5 497	IRELAND	1 711	11 098	6 900
GUYANA	13	52	31	DENMARK	8 605	52 627	32 573
SURINAME	6	63	40	GREECE	2 418	11 422	7 043
ECUADOR	316	1 627	995	PORTUGAL	7 226	42 235	26 139
PERU	834	1 282	791	SPAIN	17 417	103 816	64 620
BRAZIL	3 217	24 374	15 483	CANARY IS	320	1 535	938
CHILE	1 469	4 120	2 545	CEUTA MEL	42	200	126
BOLIVIA	60	302	187	ICELAND	130	662	415
PARAGUAY	43	179	114	NORWAY	2 660	13 723	8 488
URUGUAY	94	385	243	SWEDEN	8 803	55 388	34 424
ARGENTINA	497	2 840	1 754	FINLAND	4 137	26 270	16 155
CYPRUS	417	1 090	675	SWITZERLAND	8 885	51 812	32 045
LEBANON	165	970	607	AUSTRIA	8 614	62 288	38 824
SYRIA	331	1 295	799				
IRAQ	1 416	7 082	4 246				
IRAN	6 094	25 216	15 711				
ISRAEL	3 573	17 047	10 604				

6 IMPORTS AND EXPORTS (SPECIAL TRADE) BY GROUPS OF THE SITC-REV. III AND BY COUNTRIES OF PRODUCTION AND CONSUMPTION 1990

GROUP COUNTRY	DT = 100 KG	1 000 DM	1 000 \$	GROUP COUNTRY	DT = 100 KG	1 000 DM	1 000 \$
MALTA	66	256	163	MALAYSIA	464	2 541	1 614
YUGOSLAVIA	2 218	18 476	11 552	SINGAPORE	3 577	17 415	10 931
TURKEY	2 081	25 932	16 163	PHILIPPINES	1 293	13 382	8 154
SOVIET UNION	2 870	26 808	16 743	CHINA	1 172	1 739	1 090
POLAND	2 736	18 181	11 400	SOUTH KOREA	2 272	2 707	1 705
CZECHOSLOVAKIA	2 299	21 431	13 731	JAPAN	2 834	26 339	16 628
HUNGARY	1 347	9 790	6 139	TAIWAN	1 128	6 411	3 989
ROMANIA	208	1 524	954	HONG KONG	3 959	19 499	12 139
BULGARIA	193	1 373	866	AUSTRALIA	2 422	14 822	9 224
MOROCCO	227	1 536	958	NEW ZEALAND	444	2 565	1 596
ALGERIA	57	389	242	NEW CALEDONIA	54	233	144
TUNISIA	130	693	424	FR POLYNESIA	30	243	153
LIBYA	140	1 633	1 013				
EGYPT	409	1 730	1 068	752 AUTOMATIC DATA PROC. EQUIP			
SUDAN	7	70	46	IMPORTS	871 304	14 305 145	8 919 579
BURKINA FASO	71	286	176	FRANCE	41 224	804 864	506 603
NIGER	11	64	38	BELGIUM LUX	10 378	179 453	111 917
CAPE VERDE	10	47	30	NETHERLANDS	33 900	496 955	309 668
SENEGAL	20	99	61	ITALY	33 606	545 113	344 079
GAMBIA	3	53	33	UNITED KINGDOM	216 838	2 481 013	1 542 622
GUINEA	11	97	62	IRELAND	15 986	760 124	472 401
SIERRA LEONE	8	53	33	DENMARK	2 883	50 518	31 711
LIBERIA	14	95	59	GREECE	17	505	314
IVORY COAST	65	197	124	PORTUGAL	71	1 649	994
GHANA	19	137	83	SPAIN	20 710	389 346	244 007
TOGO	63	238	147	CANARY IS	3	254	151
BENIN	24	81	50	ICELAND	1	90	55
NIGERIA	733	16 629	10 728	NORWAY	3 933	69 454	43 575
CAMEROON	34	182	110	SWEDEN	22 066	384 855	241 834
CENT AFR REP	8	89	51	FINLAND	2 920	32 963	20 302
GABON	62	208	131	SWITZERLAND	4 990	100 349	63 018
CONGO	34	129	85	AUSTRIA	4 476	82 868	51 658
ZAIRE	78	1 789	1 065	MALTA	12	382	234
RWANDA	67	1 505	927	YUGOSLAVIA	66	439	281
BURUNDI	16	81	48	TURKEY	1 631	4 726	2 902
ANGOLA	113	800	489	SOVIET UNION	26	463	292
ETHIOPIA	43	388	234	POLAND	95	326	207
KENYA	130	496	304	CZECHOSLOVAKIA	23	540	340
UGANDA	15	103	64	HUNGARY	58	826	511
TANZANIA	51	319	200	ROMANIA	37	557	353
MOZAMBIQUE	5	53	34	BULGARIA	58	96	58
MADAGASCAR	34	179	110	MOROCCO	6	424	263
REUNION	46	214	132	EGYPT	3	86	55
MAURITIUS	42	104	64	SUDAN	2	78	46
ZAMBIA	68	501	310	SOUTH AFRICA	69	966	601
ZIMBABWE	47	397	246	USA	115 048	2 781 190	1 729 719
MALAWI	35	240	153	CANADA	3 278	55 678	34 259
SOUTH AFRICA	2 241	17 737	10 818	GREENLAND		83	50
USA	18 794	108 303	67 169	MEXICO	287	4 132	2 616
CANADA	2 542	21 800	13 749	BRAZIL	42	1 020	620
MEXICO	1 659	11 170	7 088	CHILE	9	147	89
GUATEMALA	53	112	69	ARGENTINA	78	585	379
EL SALVADOR	20	105	62	ISRAEL	918	46 392	29 127
COSTA RICA	87	477	287	JORDAN	3	63	41
PANAMA	40	121	75	SAUDI ARABIA	63	428	269
CUBA	5	49	30	INDIA	1 443	19 091	12 104
BAHAMAS	35	170	114	SRI LANKA	28	465	304
DOMINIC REP	27	95	57	THAILAND	5 111	81 494	50 656
GUADELOUPE	27	91	55	INDONESIA	110	398	261
MARTINIQUE	58	226	140	MALAYSIA	1 613	6 411	4 005
JAMAICA	69	455	275	SINGAPORE	18 900	674 388	420 246
BARBADOS	63	313	197	PHILIPPINES	401	14 183	9 051
TRINIDAD TOB	163	1 051	674	CHINA	1 950	10 833	6 697
ARUBA	22	104	64	NORTH KOREA	16	68	41
NETH ANTILL	69	380	253	SOUTH KOREA	18 523	140 681	87 512
COLOMBIA	86	329	206	JAPAN	160 123	2 606 450	1 621 432
VENEZUELA	795	5 257	3 227	TAIWAN	93 259	895 519	559 677
ECUADOR	58	503	300	HONG KONG	33 120	566 061	353 653
PERU	235	1 458	918	AUSTRALIA	845	8 084	5 095
BRAZIL	109	4 608	2 965	NEW ZEALAND	24	485	303
CHILE	379	1 967	1 206	EXPORTS	425 457	8 567 274	5 320 793
BOLIVIA	71	295	182	FRANCE	60 445	1 205 311	747 392
PARAGUAY	56	220	134	BELGIUM LUX	23 837	488 572	302 175
URUGUAY	20	77	46	NETHERLANDS	57 214	1 131 852	701 558
ARGENTINA	356	1 395	843	ITALY	43 090	831 360	519 015
CYPRUS	164	786	484	UNITED KINGDOM	59 512	1 156 141	717 294
LEBANON	105	3 710	2 480	IRELAND	4 785	189 227	116 959
SYRIA	111	336	210	DENMARK	11 501	216 073	133 644
IRAQ	239	922	551	GREECE	3 983	42 684	26 654
IRAN	523	4 967	3 197	PORTUGAL	6 171	96 045	59 583
ISRAEL	820	2 763	1 740	SPAIN	23 118	419 999	260 294
JORDAN	49	167	101	CANARY IS	85	1 476	886
SAUDI ARABIA	841	3 589	2 224	ICELAND	62	1 337	836
KUWAIT	180	783	469	NORWAY	5 095	95 488	59 307
BAHRAIN	73	235	144	SWEDEN	8 164	209 627	130 575
QATAR	36	174	102	FINLAND	4 768	101 444	63 151
ARAB EMIRAT	1 061	3 609	2 244	SWITZERLAND	18 838	467 643	290 663
OMAN	223	764	485	AUSTRIA	22 842	458 575	284 745
NORTH YEMEN	27	95	60	MALTA	54	592	361
SOUTH YEMEN	6	61	35	YUGOSLAVIA	7 064	113 484	71 721
PAKISTAN	214	521	322	TURKEY	3 788	60 856	37 645
INDIA	40	567	344	SOVIET UNION	7 635	136 592	84 334
BANGLADESH	9	48	31	POLAND	6 477	61 534	38 588
SRI LANKA	72	637	399				
THAILAND	686	3 555	2 218				
VIETNAM	10	76	48				
INDONESIA	753	4 822	3 049				

6 IMPORTS AND EXPORTS (SPECIAL TRADE) BY GROUPS OF THE SITC-REV. III AND BY COUNTRIES OF PRODUCTION AND CONSUMPTION 1990

GROUP COUNTRY	DT = 100 KG	1 000 DM	1 000 \$	GROUP COUNTRY	DT = 100 KG	1 000 DM	1 000 \$
CZECHOSLOVA	6 323	100 896	64 081	FIJI	3	62	37
HUNGARY	3 172	34 299	21 290	759 PARTS, FOR OFFICE MACHINS			
ROMANIA	325	2 806	1 833	IMPORTS	524 128	7 560 710	4 693 933
BULGARIA	553	5 640	3 495	FRANCE	29 212	891 190	552 717
ALBANIA	11	68	43	BELGIUM LUX	14 926	181 593	113 322
MOROCCO	175	4 724	2 888	NETHERLANDS	47 414	586 709	365 123
ALGERIA	718	14 711	8 816	ITALY	18 341	295 043	184 210
TUNISIA	84	2 269	1 402	UNITD KINGDOM	36 688	580 868	608 509
LIBYA	96	2 930	1 816	IRELAND	18 059	331 757	204 713
EGYPT	220	5 391	3 382	DENMARK	2 376	48 213	30 036
SUDAN	7	213	129	GREECE	25	1 059	673
MAURITANIA	2	90	55	PORTUGAL	864	28 545	17 657
MALI	5	88	53	SPAIN	2 237	71 040	44 086
BURKINA FASO	4	87	55	ICELAND		53	31
NIGER	4	151	98	NORWAY	506	14 915	9 351
CHAD	2	62	40	SWEDEN	6 154	117 587	73 532
GAMBIA	2	108	65	FINLAND	487	15 597	9 709
GUINEA	3	84	54	SWITZERLAND	4 599	68 770	42 543
SIERRA LEONE	2	144	87	AUSTRIA	2 955	69 666	43 360
IVORY COAST	6	168	101	MALTA		92	54
GHANA	19	451	292	YUGOSLAVIA	1 919	2 324	1 425
TOGO		62	38	TURKEY	29	506	312
BENIN	6	170	107	POLAND	56	194	121
NIGERIA	134	5 987	3 796	CZECHOSLOVA	692	1 474	936
CAMEROON	9	159	95	HUNGARY	4 282	4 377	2 737
CONGO	4	55	36	BULGARIA	121	173	105
ZAIRE	12	321	200	MOROCCO	13	836	515
BURUNDI	47	909	546	TUNISIA		88	52
ANGOLA	4	289	179	REUNION	264	329	197
ETHIOPIA	23	602	376	SOUTH AFRICA	40	1 521	932
KENYA	28	542	336	USA	59 500	1 949 839	1 206 834
UGANDA	3	174	110	CANADA	822	43 477	26 507
TANZANIA	30	761	486	MEXICO	180	2 116	1 320
MOZAMBIQUE	8	196	124	NICARAGUA		330	195
MADAGASCAR	7	124	80	ECUADOR	66	65	39
MAURITIUS	6	252	155	BRAZIL	48	631	388
ZAMBIA	14	291	186	ARGENTINA	33	1 524	955
ZIMBABWE	30	805	499	CYPRUS	7	195	123
MALAWI	7	160	99	ISRAEL	565	8 314	5 175
SOUTH AFRICA	2 264	42 588	26 325	SAUDI ARABIA	1	98	58
NAMIBIA	2	128	77	ARAB EMIRAT	4	125	74
BOTSWANA	3	83	48	INDIA	12	145	87
USA	13 558	466 141	290 599	SRI LANKA	5	321	199
CANADA	460	18 931	11 715	THAILAND	1 329	9 282	5 946
GREENLAND	8	498	317	MALAYSIA	4 742	14 966	9 431
MEXICO	850	11 451	7 343	SINGAPORE	12 671	176 929	109 244
GUATEMALA	13	495	301	PHILIPPINES	16	560	351
EL SALVADOR	3	60	38	CHINA	931	3 307	2 145
COSTA RICA	6	191	118	NORTH KOREA	31	554	367
CUBA	49	2 261	1 477	SOUTH KOREA	3 750	56 624	34 667
JAMAICA	5	131	79	JAPAN	142 229	1 120 100	697 241
BARBADOS	7	208	136	TAIWAN	97 505	377 707	236 455
TRINIDAD TOB	3	109	70	HONG KONG	7 276	75 753	47 165
COLOMBIA	74	3 537	2 328	MACAO	4	57	36
VENEZUELA	165	4 546	2 860	AUSTRALIA	118	2 339	1 457
ECUADOR	26	830	534	NEW ZEALAND	5	135	85
PERU	7	253	154	AMER OCEANIA	3	180	110
BRAZIL	165	8 828	5 556	EXPORTS	314 857	5 055 562	3 133 275
CHILE	256	5 301	3 269	FRANCE	40 136	802 357	495 609
BOLIVIA	2	103	66	BELGIUM LUX	17 001	235 166	145 893
PARAGUAY	23	909	576	NETHERLANDS	64 464	949 114	587 778
URUGUAY	7	156	97	ITALY	34 005	352 966	218 683
ARGENTINA	444	4 142	2 578	UNITD KINGDOM	36 384	592 011	366 357
CYPRUS	164	2 222	1 367	IRELAND	9 245	77 372	48 558
LEBANON	22	706	424	DENMARK	4 604	73 667	45 832
SYRIA	120	3 814	2 321	GREECE	780	10 298	6 348
IRAQ	23	894	533	PORTUGAL	1 468	26 522	16 431
IRAN	3 319	30 918	18 685	SPAIN	11 101	197 557	122 547
ISRAEL	1 005	11 999	7 465	CANARY IS	20	297	184
JORDAN	32	524	329	ICELAND	36	718	445
SAUDI ARABIA	380	16 157	10 418	NORWAY	1 633	38 067	23 566
KUWAIT	117	2 976	1 794	SWEDEN	8 140	101 588	63 120
BAHRAIN	39	879	532	FINLAND	1 676	39 887	24 682
QATAR	33	1 011	620	SWITZERLAND	11 428	198 123	122 684
ARAB EMIRAT	239	5 023	3 052	AUSTRIA	8 649	280 049	174 592
OMAN	58	1 183	748	MALTA	18	297	183
NORTH YEMEN	5	72	44	YUGOSLAVIA	2 037	28 178	17 630
PAKISTAN	128	4 235	2 622	TURKEY	502	9 900	6 121
INDIA	240	8 575	5 282	SOVIET UNION	1 197	20 683	12 811
BANGLADESH	3	97	60	POLAND	1 822	13 807	8 668
SRI LANKA	79	1 415	877	CZECHOSLOVA	1 244	22 911	14 371
NEPAL	2	57	34	HUNGARY	1 211	20 077	12 462
MYANMAR	21	475	279	ROMANIA	26	316	195
THAILAND	555	8 504	5 255	BULGARIA	78	1 318	804
INDONESIA	91	2 350	1 453	MOROCCO	82	2 564	1 571
MALAYSIA	362	8 529	5 323	ALGERIA	156	1 854	1 114
SINGAPORE	946	26 449	16 444	TUNISIA	107	1 663	997
PHILIPPINES	202	3 545	2 160	LIBYA	46	2 470	1 518
MONGOLIA	21	278	187	EGYPT	103	1 093	670
CHINA	408	12 350	7 710	SUDAN	10	242	147
NORTH KOREA	1	53	31	BURKINA FASO	4	70	45
SOUTH KOREA	475	21 203	13 306	SENEGAL	8	67	40
JAPAN	3 524	65 119	40 194				
TAIWAN	465	14 813	9 214				
HONG KONG	435	17 272	10 778				
AUSTRALIA	2 670	44 443	27 156				
NEW ZEALAND	222	3 352	2 067				

6 IMPORTS AND EXPORTS (SPECIAL TRADE) BY GROUPS OF THE SITC-REV. III AND BY COUNTRIES OF PRODUCTION AND CONSUMPTION 1990

GROUP COUNTRY	DT = 100 KG	1 000 DM	1 000 \$	GROUP COUNTRY	DT = 100 KG	1 000 DM	1 000 \$
IVORY COAST	6	86	56	USA	4 824	18 379	11 400
GHANA	5	120	72	CANADA	127	996	614
TOGO	12	177	108	GREENLAND	38	107	66
BENIN	6	63	39	FRENCH GUIAN		59	35
NIGERIA	61	1 234	763	ISRAEL	2	112	69
CAMEROON	33	159	96	THAILAND	31 723	62 764	40 385
ZAIRE	9	120	72	INDONESIA	818	6 316	4 053
ANGOLA	37	635	391	MALAYSIA	19 726	44 426	27 715
ETHIOPIA	11	140	85	SINGAPORE	76 743	260 170	163 430
KENYA	12	222	135	PHILIPPINES	585	3 534	2 195
UGANDA	2	79	48	CHINA	103 422	169 456	107 090
TANZANIA	19	326	199	NORTH KOREA	134	320	198
MOZAMBIQUE	4	48	30	SOUTH KOREA	152 239	351 366	223 365
REUNION	9	88	55	JAPAN	127 012	817 794	514 993
ZAMBIA	19	187	118	TAIWAN	37 232	110 259	68 854
ZIMBABWE	6	328	200	HONG KONG	60 694	125 950	80 235
SOUTH AFRICA	510	18 422	11 412	AUSTRALIA	9	69	42
USA	27 795	581 233	360 640	UNID COUNTR	141	274	162
CANADA	6 231	39 178	24 299				
MEXICO	5 801	29 317	18 298	EXPORTS	877 265	3 526 428	2 199 246
NICARAGUA		90	54	FRANCE	118 677	580 526	363 771
COSTA RICA	2	109	63	BELGIUM LUX	62 290	217 122	135 446
PANAMA	4	365	241	NETHERLANDS	85 440	319 804	198 341
CUBA	25	272	178	ITALY	202 554	843 616	525 545
BAHAMAS	8	71	47	UNTD KINGDOM	49 724	320 281	200 846
JAMAICA	2	102	63	IRELAND	2 742	11 725	7 486
TRINIDAD TOB	4	81	50	DENMARK	24 874	95 175	59 094
NETH ANTILL	2	64	45	GREECE	26 833	81 500	49 963
COLOMBIA	15	437	275	PORTUGAL	17 925	71 770	44 751
VENEZUELA	101	2 293	1 432	SPAIN	53 617	221 079	137 180
ECUADOR	4	106	63	CANARY IS	1 283	3 930	2 482
PERU	11	225	140	CEUTA MEL	150	459	288
BRAZIL	141	4 459	2 773	ICELAND	457	1 261	791
CHILE	72	878	548	NORWAY	11 117	30 620	19 191
PARAGUAY	7	114	71	SWEDEN	38 996	102 282	63 765
URUGUAY		53	33	FINLAND	5 889	16 895	10 461
ARGENTINA	104	821	507	SWITZERLAND	39 679	134 183	83 630
CYPRUS	27	476	301	AUSTRIA	52 069	166 511	104 175
LEBANON	38	596	361	ANDORRA	343	1 512	950
SYRIA	13	279	172	GIBRALTAR	268	873	535
IRAQ	7	223	131	MALTA	662	2 267	1 394
IRAN	168	6 418	3 839	YUGOSLAVIA	18 220	70 754	43 549
ISRAEL	281	5 036	3 123	TURKEY	6 239	27 058	16 769
JORDAN	15	245	148	SOVIET UNION	1 841	12 068	7 526
SAUDI ARABIA	308	3 196	1 965	POLAND	21 069	78 121	49 979
KUWAIT	36	688	408	CZECHOSLOVA	2 752	12 220	7 883
BAHRAIN	9	211	129	HUNGARY	3 248	14 407	9 052
QATAR	18	324	198	ROMANIA	279	920	574
ARAB EMIRAT	81	1 384	846	BULGARIA	479	2 081	1 295
OMAN	38	409	251	ALBANIA	115	360	216
PAKISTAN	138	674	407	MOROCCO	843	1 823	1 080
INDIA	211	2 700	1 656	ALGERIA	7	136	89
SRI LANKA	21	788	492	TUNISIA	320	926	590
MYANMAR	7	367	224	LIBYA	62	400	259
THAILAND	219	8 453	5 249	EGYPT	95	488	301
INDONESIA	483	12 329	7 368	SENEGAL	3	55	36
MALAYSIA	73	3 817	2 372	GUIN BISSAU	10	108	71
SINGAPORE	2 650	31 598	19 616	NIGERIA	11	71	44
PHILIPPINES	319	2 330	1 428	ZAIRE	19	77	48
CHINA	115	2 763	1 719	BURUNDI	16	87	56
NORTH KOREA	32	263	162	ANGOLA	29	164	98
SOUTH KOREA	272	8 260	5 104	KENYA	53	95	62
JAPAN	2 699	101 280	63 085	UGANDA	4	157	97
TAIWAN	2 805	33 090	20 704	MADAGASCAR	8	59	35
HONG KONG	2 326	22 885	14 044	REUNION	164	548	332
AUSTRALIA	672	16 329	10 077	ZIMBABWE	8	65	43
NEW ZEALAND	121	1 261	791	SOUTH AFRICA	49	807	489
761 TELEVISION RECEIVERS ETC				USA	341	4 517	2 766
IMPORTS	1 483 126	4 521 793	2 846 765	CANADA	8	133	84
FRANCE	123 935	337 637	210 489	MEXICO	5	128	82
BELGIUM LUX	95 840	261 407	165 445	GUADELOUPE	145	527	326
NETHERLANDS	22 829	70 849	44 836	MARTINIQUE	174	711	450
ITALY	106 720	274 019	172 465	NETH ANTILL	15	70	42
UNTD KINGDOM	145 261	545 385	343 229	FRENCH GUIAN	26	79	47
IRELAND	7 698	35 562	22 027	ECUADOR	90	715	456
DENMARK	2 551	18 435	11 483	BRAZIL	29	545	330
GREECE	55	274	174	ARGENTINA	69	251	162
PORTUGAL	7 644	16 023	10 005	CYPRUS	1 902	4 957	3 085
SPAIN	50 441	141 924	89 605	LEBANON	119	336	204
FAROE IS	59	138	82	IRAQ	6	230	139
NORWAY	12	234	148	IRAN	41	315	195
SWEDEN	4 329	19 022	11 800	ISRAEL	6 805	17 054	10 531
FINLAND	51 270	115 392	72 069	JORDAN	39	115	73
SWITZERLAND	3 802	7 859	4 983	SAUDI ARABIA	197	789	477
AUSTRIA	136 745	513 467	322 447	KUWAIT	84	313	188
MALTA	369	543	563	QATAR	83	242	145
YUGOSLAVIA	4 339	8 410	5 289	ARAB EMIRAT	472	1 653	1 017
TURKEY	68 187	134 669	85 467	OMAN	47	132	86
SOVIET UNION	4 427	6 321	3 843	PAKISTAN	4	55	37
POLAND	292	266	160	INDIA	3	65	42
CZECHOSLOVA	701	400	266	THAILAND	371	1 255	772
HUNGARY	29 327	39 567	24 240	INDONESIA	506	1 774	1 103
ROMANIA	670	461	271	MALAYSIA	134	577	347
TUNISIA	136	674	432	SINGAPORE	3 281	10 139	6 297
				CHINA	104	503	318
				NORTH KOREA	41	123	73

6 IMPORTS AND EXPORTS (SPECIAL TRADE) BY GROUPS OF THE SITC-REV. III AND BY COUNTRIES OF PRODUCTION AND CONSUMPTION 1990

GROUP COUNTRY	DT = 100 KG	1 000 DM	1 000 \$	GROUP COUNTRY	DT = 100 KG	1 000 DM	1 000 \$
SOUTH KOREA	475	1 939	1 228	CYPRUS	107	559	343
JAPAN	72	905	559	LEBANON	2	52	30
TAIWAN	1 375	3 393	2 074	SYRIA		92	55
HONG KONG	840	2 303	1 421	IRAN	70	231	138
AUSTRALIA	6 439	17 061	10 352	ISRAEL	85	639	391
NEW ZEALAND	1 502	4 341	2 626	JORDAN	5	83	53
762 RADIO-BROADCAST RECEIVER				SAUDI ARABIA	150	1 170	723
IMPORTS	728 111	2 403 439	1 502 357	KUWAIT	45	564	341
FRANCE	6 802	96 557	59 764	ARAB EMIRAT	75	611	374
BELGIUM LUX	8 096	26 617	16 528	OMAN	11	102	62
NETHERLANDS	10 961	38 277	24 077	THAILAND	215	2 485	1 539
ITALY	612	1 306	794	INDONESIA	92	1 986	1 250
UNTD KINGDOM	12 706	60 317	38 483	MALAYSIA	470	4 638	2 837
DENMARK	1 253	5 505	3 436	SINGAPORE	301	5 473	3 340
PORTUGAL	13 173	169 445	104 364	CHINA	40	110	74
SPAIN	195	488	305	SOUTH KOREA	104	853	513
SWEDEN	106	431	276	JAPAN	46	766	458
SWITZERLAND	160	2 367	1 457	TAIWAN	159	2 357	1 421
AUSTRIA	3 306	31 703	19 653	HONG KONG	742	2 419	1 468
TURKEY	1 838	3 742	2 288	AUSTRALIA	150	3 567	2 145
SOVIET UNION	197	162	98	NEW ZEALAND	18	262	159
POLAND	6 337	8 322	5 217	NEW CALEDON	12	56	33
HUNGARY	45	133	88	763 SOUND RECORDER, PHONOGRPH			
BULGARIA	339	418	269	IMPORTS	295 044	1 657 206	1 040 060
CONGO	10	67	45	FRANCE	21 681	120 017	75 457
USA	1 370	16 227	10 292	BELGIUM LUX	13 860	65 403	40 878
CANADA	1 414	24 683	14 696	NETHERLANDS	1 988	13 357	8 419
MEXICO	328	4 084	2 727	ITALY	128	1 583	985
NICARAGUA	18	173	116	UNTD KINGDOM	6 156	38 674	24 163
BRAZIL	1 850	27 630	16 563	IRELAND	1 232	6 676	3 973
ARAB EMIRAT	307	118	72	DENMARK	171	3 200	1 948
PAKISTAN	63	135	85	GREECE	58	140	87
INDIA	14	80	53	PORTUGAL	5 410	31 249	19 529
THAILAND	12 057	28 133	17 713	SPAIN	53	272	172
INDONESIA	10 588	29 817	14 914	NORWAY	10	117	70
MALAYSIA	94 702	296 749	185 272	SWEDEN	79	633	387
SINGAPORE	37 523	128 927	81 072	FINLAND	72	864	551
PHILIPPINES	971	2 401	1 507	SWITZERLAND	772	23 822	14 898
CHINA	243 521	430 456	269 407	AUSTRIA	2 585	25 287	15 884
NORTH KOREA	19	77	47	SOVIET UNION	7	110	65
SOUTH KOREA	80 594	263 078	165 022	POLAND	1 755	2 832	1 801
JAPAN	68 227	458 576	287 434	CZECHOSLOVA	389	359	232
TAIWAN	54 869	152 228	95 050	KENYA		53	32
HONG KONG	53 525	99 843	63 067	MAURITIUS	82	327	208
EXPORTS	116 891	805 033	497 954	USA	2 592	27 182	16 968
FRANCE	32 227	162 943	100 577	MEXICO	372	1 075	709
BELGIUM LUX	7 796	75 580	46 893	PANAMA	7	54	36
NETHERLANDS	10 730	50 693	31 155	ISRAEL	2	65	38
ITALY	10 594	72 072	44 618	THAILAND	2 061	9 421	6 055
UNTD KINGDOM	7 669	104 229	64 473	INDONESIA	65	112	75
IRELAND	1 250	7 143	4 453	MALAYSIA	12 221	43 117	27 191
DENMARK	2 798	14 811	9 152	SINGAPORE	18 794	94 546	59 672
GREECE	845	5 571	3 462	PHILIPPINES	18	97	62
PORTUGAL	3 750	21 593	13 351	CHINA	29 094	79 927	50 299
SPAIN	8 302	54 122	33 643	SOUTH KOREA	22 623	87 007	54 829
CANARY IS	172	1 169	727	JAPAN	128 809	884 000	554 777
CEUTA MEL	15	207	127	TAIWAN	15 344	68 661	42 695
ICELAND	101	399	250	HONG KONG	6 517	26 687	16 740
NORWAY	467	5 436	3 341	EXPORTS	73 617	609 798	378 314
SWEDEN	1 144	14 070	8 756	FRANCE	13 913	107 709	67 102
FINLAND	868	6 731	4 103	BELGIUM LUX	3 657	30 381	18 942
SWITZERLAND	3 832	32 366	20 064	NETHERLANDS	6 318	52 928	32 662
AUSTRIA	4 969	48 136	29 955	ITALY	4 644	39 580	24 767
ANDORRA	224	1 955	1 213	UNTD KINGDOM	11 114	80 813	50 275
MALTA	42	189	115	IRELAND	267	2 083	1 292
YUGOSLAVIA	5 637	26 498	16 398	DENMARK	2 143	14 786	9 182
TURKEY	3 486	22 095	13 602	GREECE	484	2 739	1 688
SOVIET UNION	1 025	4 519	2 786	PORTUGAL	1 529	11 661	7 240
POLAND	1 993	6 657	4 143	SPAIN	2 655	24 539	15 307
CZECHOSLOVA	1 111	3 636	2 335	CANARY IS	19	223	137
HUNGARY	900	4 474	2 740	ICELAND	26	226	139
ROMANIA	50	167	107	NORWAY	213	2 455	1 534
BULGARIA	469	1 997	1 264	SWEDEN	1 100	13 065	8 058
ALBANIA	25	90	53	FINLAND	677	7 353	4 518
MOROCCO	38	733	438	SWITZERLAND	2 296	28 306	17 334
TUNISIA	1	51	32	AUSTRIA	2 803	20 236	12 599
EGYPT	3	108	66	ANDORRA	91	1 042	625
NIGERIA	58	138	83	MALTA	19	149	91
GABON	9	90	54	YUGOSLAVIA	806	7 631	4 714
ANGOLA	14	86	50	TURKEY	712	9 108	5 667
KENYA	10	149	93	SOVIET UNION	408	5 458	3 345
REUNION	56	179	110	POLAND	1 007	8 213	5 077
MALAWI	9	50	30	CZECHOSLOVA	277	6 877	4 384
SOUTH AFRICA	267	7 008	4 297	HUNGARY	476	5 530	3 428
USA	710	13 394	8 329	ROMANIA	19	194	121
CANADA	166	2 352	1 481	BULGARIA	138	1 014	631
MEXICO	15	438	293	ALBANIA	10	988	551
GUADELOUPE	14	70	41	MOROCCO	2	184	120
MARTINIQUE	26	71	45	TUNISIA	5	565	373
BRAZIL	39	53	32	LIBYA	6	417	264
CHILE	3	587	360	EGYPT	14	621	394
URUGUAY	3	46	31	IVORY COAST	9	59	36

6 IMPORTS AND EXPORTS (SPECIAL TRADE) BY GROUPS OF THE SITC-REV. III AND BY COUNTRIES OF PRODUCTION AND CONSUMPTION 1990

GROUP COUNTRY	DT = 100 KG	1 000 DM	1 000 \$	GROUP COUNTRY	DT = 100 KG	1 000 DM	1 000 \$
NIGERIA	4	98	62	SRI LANKA	61	444	268
CAMEROON	7	243	160	NEPAL		59	43
ANGOLA	15	193	114	THAILAND	10 780	21 023	13 073
UGANDA	2	219	130	INDONESIA	2 237	3 542	2 151
ZIMBABWE	2	89	56	MALAYSIA	15 955	57 301	36 022
SOUTH AFRICA	28	1 308	816	BRUNEI		75	44
USA	13 439	91 179	56 198	SINGAPORE	19 373	95 780	60 176
CANADA	201	1 584	988	PHILIPPINES	3 697	8 596	5 487
MEXICO	34	729	442	CHINA	34 127	68 729	43 296
NETH ANTILL	28	169	107	NORTH KOREA		127	120
COLOMBIA		104	68	SOUTH KOREA	63 207	184 661	115 917
VENEZUELA		51	30	JAPAN	257 693	2 656 534	1 655 246
BRAZIL	11	1 725	1 041	TAIWAN	96 988	211 272	132 205
CHILE	1	62	39	HONG KONG	10 970	52 938	33 049
ARGENTINA	6	338	208	AUSTRALIA	123	3 159	1 955
CYPRUS	23	207	132	NEW ZEALAND	7	57	37
SYRIA		53	32	POLAR REG	1	161	108
IRAQ	9	374	222	UNID COUNTR		132	80
IRAN	12	282	170				
ISRAEL	100	3 726	2 324	EXPORTS	689 229	6 751 989	4 195 008
SAUDI ARABIA	16	231	143	FRANCE	131 022	695 143	432 436
KUWAIT	22	1 584	944	BELGIUM LUX	47 299	448 348	278 949
ARAB EMIRAT	180	1 547	964	NETHERLANDS	58 358	526 803	326 040
OMAN	2	84	50	ITALY	31 629	471 496	292 880
INDIA	3	191	121	UNTD KINGDOM	38 542	354 115	220 103
NEPAL		45	30	IRELAND	1 451	15 978	9 949
THAILAND	22	985	635	DENMARK	12 483	137 797	84 862
INDONESIA	3	242	159	GREECE	9 860	123 711	77 539
MALAYSIA	265	1 312	816	PORTUGAL	28 953	269 974	167 937
SINGAPORE	158	2 347	1 434	SPAIN	33 748	263 104	163 345
MONGOLIA	3	51	34	CANARY IS	330	2 092	1 299
CHINA	9	425	255	CEUTA MEL	77	192	115
NORTH KOREA	6	247	148	ICELAND	310	1 953	1 210
SOUTH KOREA	154	802	499	FAROE IS	12	77	48
JAPAN	190	3 688	2 332	NORWAY	4 362	53 442	33 286
TAIWAN	100	1 030	629	SWEDEN	9 741	98 942	61 347
HONG KONG	163	1 133	711	FINLAND	8 318	108 858	67 294
AUSTRALIA	480	3 071	1 878	SWITZERLAND	27 972	386 074	239 101
NEW ZEALAND	26	178	111	AUSTRIA	81 615	532 780	330 868
				ANDORRA	147	2 919	1 834
764 TELECOMM.EQUIP.PARTS NES				GIBRALTAR	21	107	68
IMPORTS	1 069 011	7 015 997	4 376 856	VATICAN CITY	9	318	195
FRANCE	60 888	530 148	330 390	MALTA	168	3 629	2 232
BELGIUM LUX	51 615	238 706	148 931	YUGOSLAVIA	5 816	61 362	38 200
NETHERLANDS	50 748	378 867	235 336	TURKEY	12 097	124 528	77 723
ITALY	61 804	208 416	129 539	SOVIET UNION	1 744	41 621	25 913
UNTD KINGDOM	132 254	679 277	423 680	POLAND	8 163	49 846	31 478
IRELAND	2 861	58 096	37 064	CZECHOSLOVA	2 756	22 780	14 342
DENMARK	43 691	145 942	91 491	HUNGARY	9 105	51 241	31 986
GREECE	563	5 578	3 529	ROMANIA	264	4 266	2 717
PORTUGAL	11 588	70 172	43 782	BULGARIA	481	3 812	2 364
SPAIN	16 682	79 797	49 892	ALBANIA	101	646	392
ICELAND	5	195	113	MOROCCO	1 223	12 568	7 681
NORWAY	3 009	43 854	27 409	ALGERIA	1 808	23 454	14 513
SWEDEN	2 955	46 093	29 271	TUNISIA	5 362	15 026	9 321
FINLAND	2 868	59 211	37 123	LIBYA	725	15 391	9 689
SWITZERLAND	9 772	145 952	90 713	EGYPT	4 349	85 301	52 821
AUSTRIA	14 534	187 032	116 419	SUDAN	104	1 664	1 016
MALTA	11	118	78	MAURITANIA	23	274	166
YUGOSLAVIA	2 719	6 818	4 244	MALI	6	194	117
TURKEY	282	2 976	1 853	BURKINA FASO	5	203	129
SOVIET UNION	1 005	891	548	NIGER	26	682	433
POLAND	18 821	13 002	8 127	SENEGAL	1	163	104
CZECHOSLOVA	8 829	5 273	3 276	GUIN BISSAU	7	166	98
HUNGARY	14 424	13 672	8 742	GUINEA	21	196	121
BULGARIA	1 396	841	528	SIERRA LEONE	4	52	32
ALBANIA	14	50	31	IVORY COAST	7	169	105
MOROCCO	338	3 314	2 096	GHANA	53	837	543
TUNISIA	3 507	11 656	7 323	TOGO	7	229	138
IVORY COAST	11	111	71	BENIN	51	943	576
NIGERIA	14	372	224	NIGERIA	4 675	78 845	48 863
KENYA		57	37	CAMEROON	869	20 199	12 722
SOUTH AFRICA	52	927	572	CENT AFR REP	2	145	91
USA	32 460	637 345	397 664	S TOME PRINC	6	66	40
CANADA	1 309	34 720	21 308	GABON	7	184	112
MEXICO	238	2 454	1 529	CONGO	33	857	513
NICARAGUA	39	80	49	ZAIRE	45	458	279
PANAMA	10	57	36	RWANDA	34	902	549
COLOMBIA		50	31	ANGOLA	14	275	167
BRAZIL	1 011	3 169	1 948	ETHIOPIA	95	826	495
ARGENTINA	12	768	505	SOMALIA	1	82	49
CYPRUS		64	39	KENYA	93	2 638	1 663
IRAQ	4	84	50	UGANDA	7	351	219
IRAN	7	98	59	TANZANIA	53	553	345
ISRAEL	536	30 055	18 922	SEYCHELLES	8	285	171
SAUDI ARABIA	6	809	509	MOZAMBIQUE	103	2 414	1 428
KUWAIT		207	123	MADAGASCAR	6	328	201
BAHRAIN	13	50	30	REUNION	34	103	65
QATAR		63	39	MAURITIUS	38	868	547
ARAB EMIRAT	9	539	336	ZAMBIA	15	699	418
OMAN	1	80	47	ZIMBABWE	98	1 760	1 140
NORTH YEMEN		89	53	MALAWI	18	219	138
SOUTH YEMEN		102	61	SOUTH AFRICA	4 488	117 009	72 849
PAKISTAN	2	111	67	NAMIBIA	14	59	37
INDIA	589	2 240	1 375	BOTSWANA	115	2 420	1 594
				SWAZILAND	4	161	104

6 IMPORTS AND EXPORTS (SPECIAL TRADE) BY GROUPS OF THE SITC-REV. III AND BY COUNTRIES OF PRODUCTION AND CONSUMPTION 1990

GROUP COUNTRY	DT = 100 KG	1 000 DM	1 000 \$	GROUP COUNTRY	DT = 100 KG	1 000 DM	1 000 \$
LESOTHO	14	228	145	MOROCCO	9	155	95
USA	16 798	241 296	149 510	TUNISIA	4 474	16 586	10 294
CANADA	1 855	9 524	6 023	LIBYA	242	113	68
MEXICO	1 897	37 375	23 751	EGYPT	422	948	540
GUATEMALA	122	1 283	798	SOUTH AFRICA	117	810	505
HONDURAS	7	69	42	USA	19 835	162 240	100 020
EL SALVADOR	725	6 725	4 240	CANADA	10 622	33 704	21 078
NICARAGUA	22	632	383	MEXICO	267	3 035	1 877
COSTA RICA	208	1 855	1 163	HONDURAS	263	248	167
PANAMA	4	59	36	BARBADOS	5	300	201
CUBA	24	1 910	1 229	VENEZUELA	1 053	2 113	1 389
GUADELOUPE	9	54	31	BRAZIL	147	503	316
MARTINIQUE	20	156	96	ARGENTINA	43	142	85
JAMAICA		74	47	LEBANON	45	253	149
NETH ANTILL	20	163	99	ISRAEL	608	5 487	3 402
COLOMBIA	2 064	48 914	30 207	SAUDI ARABIA	1 871	4 156	2 482
VENEZUELA	428	6 861	4 269	KUWAIT	12	262	158
SURINAME	9	202	123	ARAB EMIRAT	677	750	458
FRENCH GUIAN	2	146	86	INDIA	927	1 761	1 088
ECUADOR	22	1 428	854	SRI LANKA	36	105	63
PERU	65	1 113	667	THAILAND	847	3 758	2 323
BRAZIL	1 351	52 787	32 698	INDONESIA	1 379	2 722	1 720
CHILE	1 325	11 104	6 904	MALAYSIA	2 008	14 533	9 094
BOLIVIA	1 820	10 286	6 784	SINGAPORE	6 500	27 765	17 338
PARAGUAY	985	37 391	23 213	PHILIPPINES	50	816	529
URUGUAY	723	9 828	5 871	CHINA	14 764	17 186	10 745
ARGENTINA	3 530	50 301	31 089	SOUTH KOREA	2 638	9 412	5 912
CYPRUS	191	2 143	1 316	JAPAN	17 002	139 025	86 196
LEBANON	386	1 082	663	TAIWAN	17 437	64 367	39 644
SYRIA	30	941	579	HONG KONG	17 067	54 484	34 231
IRAQ	187	6 723	4 012	AUSTRALIA	1 715	1 475	911
IRAN	11 826	144 421	90 510	NEW ZEALAND	3	105	65
ISRAEL	1 227	20 287	12 617				
JORDAN	126	1 784	1 070	EXPORTS	953 361	2 736 608	1 695 562
SAUDI ARABIA	2 245	29 679	18 416	FRANCE	90 988	366 925	227 125
KUWAIT	218	3 324	1 996	BELGIUM LUX	62 345	127 270	78 705
BAHRAIN	50	2 504	1 542	NETHERLANDS	86 855	182 571	113 151
QATAR	113	1 506	927	ITALY	43 151	219 062	135 404
ARAB EMIRAT	1 796	11 991	7 502	UNITD KINGDOM	92 411	217 596	135 126
OMAN	468	7 202	4 329	IRELAND	3 859	9 365	5 800
NORTH YEMEN	7	326	197	DENMARK	29 614	59 714	37 129
SOUTH YEMEN		112	70	GREECE	5 521	11 119	6 889
AFGHANISTAN		295	193	PORTUGAL	18 339	28 047	17 235
PAKISTAN	5 878	98 718	60 266	SPAIN	33 431	123 308	76 783
INDIA	839	29 720	18 271	CANARY IS	45	437	271
BANGLADESH	427	6 295	3 907	ICELAND	689	993	632
SRI LANKA	67	906	584	NORWAY	16 740	30 795	19 289
NEPAL	1	82	53	SWEDEN	32 983	70 758	43 940
THAILAND	1 065	21 723	13 457	FINLAND	25 006	48 898	30 157
LAOS	11	305	197	SWITZERLAND	77 807	238 860	148 480
INDONESIA	7 057	126 193	79 352	AUSTRIA	56 866	200 444	124 652
MALAYSIA	2 341	47 908	29 575	ANDORRA	27	152	91
BRUNEI	76	556	350	MALTA	390	802	483
SINGAPORE	3 883	30 104	18 682	YUGOSLAVIA	5 240	18 321	11 392
PHILIPPINES	5 317	101 968	63 491	TURKEY	7 487	26 735	16 383
CHINA	5 575	80 633	50 388	SOVIET UNION	1 780	8 322	5 080
NORTH KOREA	84	996	606	POLAND	955	4 553	2 805
SOUTH KOREA	908	28 008	17 549	CZECHOSLOVA	1 829	9 545	5 918
JAPAN	2 029	24 806	15 297	HUNGARY	5 396	16 348	10 164
TAIWAN	4 211	45 079	28 743	ROMANIA	1	120	78
HONG KONG	2 031	15 910	9 980	BULGARIA	960	2 452	1 519
MACAO	169	937	590	ALBANIA	26	69	46
AUSTRALIA	2 491	70 146	43 158	MOROCCO	74	608	379
PAPUA NEW G		52	31	ALGERIA	971	2 114	1 300
NEW ZEALAND	142	5 168	3 177	TUNISIA	4 893	15 677	9 831
NEW CALEDON	26	80	51	LIBYA	3 388	7 938	5 213
N ZEAL OCEAN	39	307	192	EGYPT	5 186	7 717	4 765
FR POLYNESIA	14	69	41	SUDAN	18	148	91
771 ELECT POWER MACHNY.PARTS				MAURITANIA	20	164	98
IMPORTS	639 797	1 531 973	952 167	BURKINA FASO	82	428	256
FRANCE	97 134	115 570	72 036	SENEGAL	24	230	141
BELGIUM LUX	41 712	65 923	40 885	GUINEA	308	374	233
NETHERLANDS	30 293	67 755	41 968	LIBERIA	75	102	61
ITALY	51 884	72 440	45 029	IVORY COAST	37	67	39
UNITD KINGDOM	47 973	95 086	59 260	GHANA	27	76	47
IRELAND	1 656	25 912	16 052	TOGO	4	64	38
DENMARK	11 784	33 567	20 958	NIGERIA	2 165	3 852	2 393
GREECE	5	212	128	CAMEROON	135	253	159
PORTUGAL	2 950	9 707	6 118	ZAIRE	42	99	61
SPAIN	14 692	44 827	27 851	RWANDA	70	236	140
CANARY IS	16	324	202	BURUNDI	39	93	57
NORWAY	2 020	18 560	10 282	ANGOLA	12	87	56
SWEDEN	9 184	35 605	22 184	KENYA	150	246	152
FINLAND	23 230	47 227	29 631	UGANDA	24	60	36
SWITZERLAND	64 420	117 769	72 956	TANZANIA	13	142	88
AUSTRIA	45 850	156 183	97 136	MOZAMBIQUE	7	117	72
MALTA	64	1 166	725	ZAMBIA	5	74	43
YUGOSLAVIA	27 502	19 534	12 219	ZIMBABWE	62	136	79
TURKEY	19 142	14 779	9 308	SOUTH AFRICA	5 923	31 373	19 596
SOVIET UNION	3 481	1 538	949	USA	61 149	253 113	155 716
POLAND	11 510	6 073	3 766	CANADA	8 839	22 824	13 793
CZECHOSLOVA	754	1 062	687	GREENLAND	1	65	41
HUNGARY	9 337	13 459	8 401	MEXICO	1 990	14 207	8 761
BULGARIA	16	165	102	GUATEMALA	449	762	462
				EL SALVADOR	45	110	70
				NICARAGUA	150	196	115

6 IMPORTS AND EXPORTS (SPECIAL TRADE) BY GROUPS OF THE SITC-REV. III AND BY COUNTRIES OF PRODUCTION AND CONSUMPTION 1990

GROUP COUNTRY	DT = 100 KG	1 000 DM	1 000 \$	GROUP COUNTRY	DT = 100 KG	1 000 DM	1 000 \$
COSTA RICA	215	380	234	ISRAEL	1 947	11 544	7 195
CUBA	38	153	90	SAUDI ARABIA	282	3 551	2 290
DOMINICA	19	57	33	KUWAIT	20	311	188
MARTINIQUE	615	1 351	904	BAHRAIN	1	114	67
BARBADOS	1	56	34	ARAB EMIRAT	7	88	52
TRINIDAD TOB	164	154	98	INDIA	811	3 439	2 163
NETH ANTILL	139	163	101	THAILAND	507	12 027	7 580
COLOMBIA	845	2 667	1 638	INDONESIA	21	127	75
VENEZUELA	1 536	2 825	1 720	MALAYSIA	3 452	30 040	18 527
SURINAME	162	242	162	SINGAPORE	10 295	141 319	87 911
ECUADOR	346	1 063	637	PHILIPPINES	524	9 152	5 891
PERU	78	486	296	CHINA	6 507	14 432	9 062
BRAZIL	2 141	10 447	6 463	NORTH KOREA	8	146	95
CHILE	1 969	7 004	4 285	SOUTH KOREA	3 680	25 729	16 146
BOLIVIA	436	112	74	JAPAN	34 030	482 550	298 806
PARAGUAY	103	1 409	889	TAIWAN	25 863	143 279	89 440
URUGUAY	142	422	258	HONG KONG	6 463	64 298	40 394
ARGENTINA	218	1 733	1 070	AUSTRALIA	190	4 292	2 732
CYPRUS	180	289	180	NEW ZEALAND	111	1 845	1 142
LEBANON	285	175	107				
SYRIA	68	283	170	EXPORTS	1 889 663	11 669 877	7 223 933
IRAQ	1 527	4 956	2 988	FRANCE	212 736	1 595 769	984 810
IRAN	2 953	8 796	5 535	BELGIUM LUX	132 787	586 905	364 259
ISRAEL	5 663	10 109	6 270	NETHERLANDS	169 342	800 095	495 690
JORDAN	36	109	66	ITALY	180 171	1 370 678	847 949
SAUDI ARABIA	38 577	51 555	31 820	UNITD KINGDOM	158 108	920 919	567 767
KUWAIT	6 053	10 534	6 284	IRELAND	21 476	109 934	67 942
BAHRAIN	324	292	173	DENMARK	38 169	213 821	132 642
QATAR	48	161	100	GREECE	14 369	65 135	40 205
ARAB EMIRAT	4 766	5 563	3 377	PORTUGAL	26 208	142 360	88 427
OMAN	79	394	232	SPAIN	91 471	443 881	275 627
AFGHANISTAN	426	380	253	CANARY IS	1 136	3 343	2 044
PAKISTAN	3 534	5 240	3 280	CEUTA MEL	1	52	31
INDIA	2 425	13 387	8 336	ICELAND	2 458	6 925	4 298
BANGLADESH	376	727	449	NORWAY	28 106	162 891	101 002
SRI LANKA	529	666	409	SWEDEN	92 951	460 697	285 500
THAILAND	7 745	10 898	6 871	FINLAND	38 015	198 342	122 657
VIETNAM	94	257	171	SWITZERLAND	128 045	828 605	512 832
INDONESIA	8 925	14 318	8 880	AUSTRIA	141 022	728 445	451 985
MALAYSIA	2 932	6 547	4 068	ANDORRA	66	803	497
BRUNEI	13	83	51	MALTA	826	6 234	3 849
SINGAPORE	18 676	46 067	28 605	YUGOSLAVIA	9 891	88 660	54 855
PHILIPPINES	8 196	9 597	6 014	TURKEY	15 555	109 346	67 731
CHINA	9 335	20 423	12 348	SOVIET UNION	4 705	63 082	38 660
NORTH KOREA	47	105	65	POLAND	4 116	35 099	21 827
SOUTH KOREA	2 209	11 146	6 761	CZECHOSLOVA	4 918	52 565	33 022
JAPAN	2 979	44 104	27 949	HUNGARY	7 948	66 354	41 359
TAIWAN	5 785	11 276	7 006	ROMANIA	654	5 017	3 092
HONG KONG	7 454	10 193	6 332	BULGARIA	1 081	11 783	7 311
AUSTRALIA	3 951	17 858	11 000	ALBANIA	3	94	57
PAPUA NEW G	3	176	107	MOROCCO	534	3 776	2 346
NEW ZEALAND	483	1 136	692	ALGERIA	1 416	8 977	5 466
WEST SAMOA	38	75	45	TUNISIA	13 067	52 752	32 674
				LIBYA	6 216	44 051	27 830
				EGYPT	6 533	37 610	23 191
				SUDAN	895	2 848	1 790
				MAURITANIA	46	228	144
				MALI	20	153	96
				NIGER	14	219	132
				CHAD	17	105	68
				CAPE VERDE	258	537	329
				SENEGAL	99	374	230
				GAMBIA	27	55	32
				GUINEA	9	719	464
				LIBERIA	122	673	399
				IVORY COAST	72	521	324
				GHANA	509	1 593	973
				TOGO	96	606	360
				NIGERIA	2 478	15 457	9 795
				CAMEROON	493	1 768	1 066
				CENT AFR REP	5	151	99
				GABON	26	119	77
				CONGO	49	169	102
				ZAIRE	1 037	5 299	3 318
				RWANDA	119	870	546
				BURUNDI	254	1 434	887
				ANGOLA	224	1 224	749
				ETHIOPIA	436	2 421	1 504
				SOMALIA	8	48	31
				KENYA	345	1 882	1 155
				UGANDA	394	2 060	1 246
				TANZANIA	456	3 009	1 851
				SEYCHELLES	21	98	63
				MOZAMBIQUE	252	571	371
				MADAGASCAR	136	210	132
				REUNION	7	110	57
				MAURITIUS	23	257	159
				ZAMBIA	113	1 117	677
				ZIMBABWE	229	1 866	1 173
				MALAWI	41	198	116
				SOUTH AFRICA	16 271	114 357	70 823
				NAMIBIA	9	72	45
				BOTSWANA	26	245	155
				SWAZILAND	3	64	38
				USA	79 929	705 680	436 910
				CANADA	11 271	70 600	43 707

772 ELEC. SWITCH. RELAY. CIRCUIT

IMPORTS	738 880	5 368 809	3 329 550
FRANCE	155 895	845 102	522 443
BELGIUM LUX	30 567	244 952	151 907
NETHERLANDS	45 793	316 307	197 149
ITALY	49 921	270 960	167 380
UNITD KINGDOM	61 688	346 276	215 198
IRELAND	11 295	123 870	77 087
DENMARK	5 502	56 655	35 171
GREECE	14 930	26 547	16 489
PORTUGAL	15 996	110 613	68 317
SPAIN	28 956	135 735	84 080
ICELAND	7	174	112
NORWAY	4 719	24 355	15 060
SWEDEN	9 535	42 666	26 582
FINLAND	3 185	24 604	15 371
SWITZERLAND	54 878	680 128	421 967
AUSTRIA	39 881	365 949	227 421
ANDORRA	46	2 198	1 312
MALTA	2 007	17 251	10 653
YUGOSLAVIA	18 631	33 349	20 714
TURKEY	2 084	3 791	2 350
SOVIET UNION	110	887	543
POLAND	12 549	19 429	12 181
CZECHOSLOVA	902	2 727	1 743
HUNGARY	8 205	25 023	15 554
ROMANIA	33	168	99
BULGARIA	122	722	449
TUNISIA	11 651	62 591	38 805
EGYPT	7	62	37
NIGERIA	6	121	74
SOUTH AFRICA	729	10 451	6 459
USA	45 129	580 982	358 600
CANADA	1 425	10 362	6 321
MEXICO	468	3 833	2 379
COSTA RICA	1 214	3 752	2 345
CUBA	3	112	70
COLOMBIA	1	59	34
VENEZUELA	6	114	76
BRAZIL	5 836	26 198	16 370
ARGENTINA	202	1 040	642

6 IMPORTS AND EXPORTS (SPECIAL TRADE) BY GROUPS OF THE SITC-REV. III AND BY COUNTRIES OF PRODUCTION AND CONSUMPTION 1990

GROUP COUNTRY	DT = 100 KG	1 000 DM	1 000 \$	GROUP COUNTRY	DT = 100 KG	1 000 DM	1 000 \$
GREENLAND	1	85	42	POLAND	317 101	102 613	64 367
ST PIERRE	27	119	80	CZECHOSLOVA	30 834	9 223	5 818
MEXICO	9 500	84 218	52 031	HUNGARY	41 344	57 875	36 439
GUATEMALA	796	2 380	1 442	ROMANIA	8 638	2 527	1 570
HONDURAS	24	147	89	BULGARIA	192	56	38
EL SALVADOR	518	3 277	2 001	TUNISIA	15 842	50 282	31 331
NICARAGUA	363	1 857	1 105	SOUTH AFRICA	656	1 337	835
COSTA RICA	650	3 673	2 280	USA	43 019	195 709	121 530
PANAMA	6	147	91	CANADA	1 415	2 864	1 768
CUBA	72	835	535	MEXICO	327	1 483	938
HAITI	83	1 039	650	BRAZIL	988	2 102	1 254
BAHAMAS	10	171	103	ISRAEL	2 105	3 338	2 051
DOMINIC REP	90	463	274	SAUDI ARABIA	6	85	38
GUADELOUPE	3	83	45	INDIA	997	548	353
MARTINIQUE		55	30	THAILAND	1 740	4 603	2 874
JAMAICA	73	1 334	786	VIETNAM	58	74	50
TRINIDAD TOB	9	193	122	MALAYSIA	1 836	6 214	3 905
ARUBA	16	60	36	SINGAPORE	1 473	14 410	9 026
NETH ANTILL	107	440	272	PHILIPPINES	2 739	4 944	3 055
COLOMBIA	1 824	12 499	7 812	CHINA	7 790	7 504	4 742
VENEZUELA	4 107	30 912	19 197	SOUTH KOREA	1 145	3 207	2 010
GUYANA	155	658	419	JAPAN	11 035	52 248	32 390
SURINAME	490	1 033	660	TAIWAN	33 381	54 640	34 042
ECUADOR	335	1 658	1 028	HONG KONG	1 743	4 129	2 560
PERU	360	2 761	1 697	AUSTRALIA	75	919	556
BRAZIL	6 153	57 064	35 551	NEW ZEALAND	75	77	46
CHILE	4 933	34 163	20 835	EXPORTS	2 197 743	2 942 033	1 826 731
BOLIVIA	62	365	224	FRANCE	162 148	227 962	141 568
PARAGUAY	702	2 538	1 549	BELGIUM LUX	206 916	294 465	184 896
URUGUAY	227	820	526	NETHERLANDS	337 738	337 835	209 474
ARGENTINA	1 325	17 163	10 659	ITALY	68 157	150 923	92 512
CYPRUS	512	2 403	1 485	UNITD KINGDOM	113 823	249 894	155 759
LEBANON	172	3 994	612	IRELAND	27 593	37 126	23 013
SYRIA	397	3 849	2 490	DENMARK	95 188	93 631	58 012
IRAQ	5 346	29 971	18 033	GREECE	7 130	8 670	5 434
IRAN	8 273	64 424	39 695	PORTUGAL	42 130	72 123	44 822
ISRAEL	15 873	87 602	54 704	SPAIN	74 148	118 429	73 597
JORDAN	529	2 125	1 326	CANARY IS	469	475	292
SAUDI ARABIA	13 512	70 019	44 211	ICELAND	4 419	3 354	2 090
KUWAIT	1 472	10 800	6 440	NORWAY	18 501	25 140	15 536
BAHRAIN	512	2 153	1 324	SWEDEN	109 326	134 976	83 502
QATAR	157	1 588	960	FINLAND	22 999	34 428	21 255
ARAB EMIRAT	5 441	29 931	18 332	SWITZERLAND	110 129	140 280	86 860
OMAN	1 031	3 331	2 062	AUSTRIA	277 254	310 058	192 195
NORTH YEMEN	717	1 969	1 205	MALTA	366	1 240	766
SOUTH YEMEN	15	91	56	YUGOSLAVIA	15 448	25 331	15 722
AFGHANISTAN	70	360	215	TURKEY	32 876	53 373	32 732
PAKISTAN	4 621	24 114	14 675	SOVIET UNION	11 783	13 355	8 342
INDIA	5 380	63 978	39 625	POLAND	10 407	12 863	7 964
BANGLADESH	371	2 930	1 825	CZECHOSLOVA	3 254	6 503	4 141
MALDIVES		77	48	HUNGARY	13 280	20 348	12 708
SRI LANKA	229	1 299	795	ROMANIA	1 503	2 637	1 674
NEPAL	119	1 095	700	BULGARIA	2 585	2 825	1 719
MYANMAR	248	1 469	869	ALBANIA	46	66	41
THAILAND	7 733	38 078	23 596	MOROCCO	2 269	3 924	2 356
VIETNAM	36	619	380	ALGERIA	6 557	6 349	3 853
INDONESIA	7 395	26 169	16 245	TUNISIA	10 214	15 553	9 721
MALAYSIA	6 125	33 095	20 528	LIBYA	15 228	11 195	6 830
BRUNEI	164	635	414	EGYPT	21 499	23 944	14 858
SINGAPORE	22 545	163 697	101 476	SUDAN	320	282	166
PHILIPPINES	2 520	11 578	7 231	MALI	77	58	36
CHINA	7 881	95 240	59 248	CAPE VERDE	48	58	34
NORTH KOREA	15	299	182	SENEGAL	44	89	55
SOUTH KOREA	7 536	86 922	53 652	GUINEA	742	667	397
JAPAN	12 791	124 748	77 374	LIBERIA	499	536	317
TAIWAN	11 451	66 498	41 153	IVORY COAST	6 654	7 548	4 767
HONG KONG	11 291	69 075	43 077	GHANA	3 088	1 894	1 184
MACAO	24	163	99	TOGO	401	255	152
AUSTRALIA	21 220	109 321	67 521	NIGERIA	11 663	8 443	5 358
NAURU	3	126	86	CAMEROON	603	1 187	717
NEW ZEALAND	1 938	8 738	5 472	CENT AFR REP	21	86	54
AMER OCEANIA	3	123	73	GABON	114	100	57
NEW CALEDON	168	469	311	ZAIRE	2 742	2 750	1 683
773 ELECTR DISTRIBT.EQPT NES				RWANDA	3 516	2 408	1 448
IMPORTS	2 230 182	2 664 707	1 656 176	BURUNDI	141	111	69
FRANCE	246 812	190 063	118 211	ANGOLA	269	278	162
BELGIUM LUX	205 403	156 681	97 367	ETHIOPIA	665	314	195
NETHERLANDS	79 404	67 189	41 915	KENYA	490	1 681	1 018
ITALY	205 938	161 488	100 214	UGANDA	1 869	2 459	1 473
UNITD KINGDOM	45 947	124 902	77 610	TANZANIA	322	283	175
IRELAND	45 790	177 409	109 766	MADAGASCAR	168	145	95
DENMARK	2 881	6 541	4 102	ZAMBIA	1 354	863	512
GREECE	5 892	2 562	1 601	ZIMBABWE	5 054	2 599	1 720
PORTUGAL	75 038	285 388	177 031	MALAWI	16	154	98
SPAIN	29 829	76 306	47 686	SOUTH AFRICA	8 274	20 091	12 438
NORWAY	2 919	7 613	4 685	NAMIBIA	46	245	156
SWEDEN	78 761	42 844	26 428	BOTSWANA	2 421	1 121	659
FINLAND	16 775	10 930	6 711	USA	31 270	99 451	61 684
SWITZERLAND	53 455	117 889	73 214	CANADA	3 888	6 581	4 054
AUSTRIA	276 851	459 789	284 709	MEXICO	3 545	10 064	6 237
MALTA	235	735	470	GUATEMALA	917	626	388
YUGOSLAVIA	263 612	134 035	83 257	EL SALVADOR	988	3 145	1 983
TURKEY	67 664	59 085	37 455	NICARAGUA	757	650	382
SOVIET UNION	327	90	55	COSTA RICA	1 764	1 348	859
				CUBA	31	107	66

6 IMPORTS AND EXPORTS (SPECIAL TRADE) BY GROUPS OF THE SITC-REV. III AND BY COUNTRIES OF PRODUCTION AND CONSUMPTION 1990

GROUP COUNTRY	DT = 100 KG	1 000 DM	1 000 \$	GROUP COUNTRY	DT = 100 KG	1 000 DM	1 000 \$
HAITI	39	246	153	FRANCE	10 958	192 048	119 478
BAHAMAS	2 548	1 198	704	BELGIUM LUX	4 159	81 538	50 245
DOMINIC REP	83	63	39	NETHERLANDS	12 924	226 886	141 202
TRINIDAD TOB	41	62	39	ITALY	7 957	167 984	104 364
NETH ANTILL	3 777	2 241	1 400	UNTD KINGDOM	10 131	143 408	88 821
COLOMBIA	140	1 463	964	IRELAND	307	6 476	3 977
VENEZUELA	825	1 439	877	DENMARK	984	25 929	16 074
GUYANA	113	153	91	GREECE	881	18 454	11 435
SURINAME	502	726	481	PORTUGAL	501	11 650	7 202
ECUADOR	40	111	71	SPAIN	4 168	76 792	47 669
PERU	249	507	306	CANARY IS	18	469	298
BRAZIL	2 241	4 356	2 705	ICELAND	66	846	506
CHILE	4 071	3 752	2 315	NORWAY	1 686	15 306	9 483
PARAGUAY	3 022	6 095	3 678	SWEDEN	3 258	52 574	32 788
URUGUAY	84	194	120	FINLAND	1 057	18 804	11 829
ARGENTINA	1 280	1 955	1 215	SWITZERLAND	3 450	61 908	38 503
CYPRUS	719	506	313	AUSTRIA	4 137	89 367	55 548
SYRIA	613	465	277	MALTA	61	1 309	813
IRAQ	22 702	18 425	11 063	YUGOSLAVIA	943	33 515	21 098
IRAN	56 050	39 868	25 357	TURKEY	1 469	18 227	11 183
ISRAEL	13 608	13 820	8 597	SOVIET UNION	4 819	121 063	76 701
JORDAN	2 819	1 685	1 024	POLAND	595	18 754	11 791
SAUDI ARABIA	8 471	14 434	8 949	CZECHOSLOVA	1 206	40 766	26 283
KUWAIT	30 341	24 823	14 787	HUNGARY	574	23 347	14 639
BAHRAIN	174	185	114	ROMANIA	314	5 554	3 331
QATAR	396	510	309	BULGARIA	175	9 558	5 761
ARAB EMIRAT	14 983	11 590	7 219	ALBANIA	5	439	267
OMAN	3 625	3 430	2 107	MOROCCO	106	2 145	1 354
NORTH YEMEN	713	974	586	ALGERIA	84	2 922	1 844
PAKISTAN	6 311	11 177	6 776	TUNISIA	214	3 196	1 936
INDIA	7 711	13 818	8 911	LIBYA	187	7 045	4 304
BANGLADESH	128	214	129	EGYPT	351	7 219	4 433
SRI LANKA	116	135	81	SUDAN	33	206	128
NEPAL	658	418	265	MALI	5	90	53
MYANMAR	253	232	143	BURKINA FASO	26	88	53
THAILAND	11 951	17 267	10 628	NIGER	10	313	189
VIETNAM	174	156	105	GUINEA	8	123	79
INDONESIA	2 488	2 651	1 665	SIERRA LEONE	6	102	60
MALAYSIA	1 126	4 295	2 686	LIBERIA	26	143	86
SINGAPORE	26 071	35 014	21 981	IVORY COAST	13	132	80
PHILIPPINES	11 155	13 656	8 598	GHANA	127	5 676	3 382
CHINA	7 603	10 993	6 938	TOGO	1	60	37
SOUTH KOREA	2 337	7 293	4 466	NIGERIA	133	4 758	2 890
JAPAN	1 672	10 256	6 390	CAMEROON	13	183	115
TAIWAN	5 243	7 272	4 565	GABON	19	336	204
HONG KONG	6 606	10 331	6 417	CONGO	8	108	67
AUSTRALIA	10 489	21 116	13 077	ZAIRE	55	1 114	678
NEW ZEALAND	554	1 388	858	BURUNDI	1	93	60
AMER OCEANIA	46	277	183	ANGOLA	101	2 322	1 387
UNID COUNTR	152	177	105	ETHIOPIA	7	239	150
				DJIBOUTI	7	111	73
				SOMALIA	27	109	64
				KENYA	126	1 192	728
				UGANDA	41	267	158
				TANZANIA	13	299	182
				SEYCHELLES	2	50	31
				MOZAMBIQUE	134	2 673	1 613
				REUNION	73	157	105
				MAURITIUS	65	2 205	1 450
				ZAMBIA	3	53	32
				ZIMBABWE	21	345	212
				SOUTH AFRICA	2 535	37 899	23 411
				NAMIBIA	108	1 660	993
				BOTSWANA	118	1 633	1 050
				USA	44 545	663 864	412 473
				CANADA	2 179	45 185	27 948
				MEXICO	1 072	17 381	10 791
				GUATEMALA	160	1 933	1 162
				EL SALVADOR	67	1 983	1 215
				NICARAGUA	6	134	79
				COSTA RICA	25	582	351
				CUBA	847	17 732	11 220
				HAITI	10	150	88
				DOMINIC REP	1	53	32
				GUADELOUPE	3	131	80
				JAMAICA	19	76	47
				COLOMBIA	294	6 124	3 727
				VENEZUELA	190	3 980	2 487
				FRENCH GUIAN	5	126	76
				ECUADOR	112	2 700	1 655
				PERU	33	450	275
				BRAZIL	1 398	34 539	21 689
				CHILE	339	3 415	2 135
				PARAGUAY	11	374	235
				URUGUAY	12	564	345
				ARGENTINA	253	3 387	2 083
				FALKLAND IS	5	59	38
				CYPRUS	57	657	400
				LEBANON	180	2 436	1 507
				SYRIA	52	2 336	1 390
				IRAQ	400	9 095	5 426
				IRAN	802	19 903	12 540
				ISRAEL	336	6 476	4 017
				JORDAN	21	516	322
				SAUDI ARABIA	681	14 543	9 057
				KUWAIT	94	1 905	1 133
				BAHRAIN	7	257	157
774 ELEC-TRO-MEDCL,XRAY EQUIP							
IMPORTS	57 442	1 007 399	627 327				
FRANCE	4 711	48 310	30 037				
BELGIUM LUX	536	10 164	6 380				
NETHERLANDS	14 122	224 358	140 185				
ITALY	6 168	53 793	33 306				
UNTD KINGDOM	3 755	75 886	47 228				
IRELAND	22	432	271				
DENMARK	1 712	26 016	16 204				
GREECE	1	438	268				
PORTUGAL	92	762	455				
SPAIN	253	1 684	1 057				
NORWAY	208	11 526	7 225				
SWEDEN	4 266	82 626	51 425				
FINLAND	1 722	22 569	14 027				
SWITZERLAND	1 205	33 775	20 956				
AUSTRIA	1 575	23 019	14 289				
YUGOSLAVIA	81	544	347				
SOVIET UNION	4	120	76				
POLAND	147	63	39				
CZECHOSLOVA	20	517	317				
HUNGARY	10	381	235				
BULGARIA	18	80	49				
EGYPT	1	49	32				
SOUTH AFRICA	16	195	121				
USA	10 895	259 200	160 941				
CANADA	232	2 888	1 826				
BRAZIL	13	295	185				
IRAN	2	53	35				
ISRAEL	613	10 370	6 333				
SAUDI ARABIA	2	68	43				
INDIA	17	319	208				
MALAYSIA	45	438	273				
SINGAPORE	2	59	39				
CHINA	5	64	43				
SOUTH KOREA	39	614	385				
JAPAN	4 783	113 295	70 974				
TAIWAN	41	818	508				
HONG KONG	67	402	265				
AUSTRALIA	8	790	483				
NEW ZEALAND	5	135	83				
EXPORTS	158 790	2 750 090	1 709 864				

6 IMPORTS AND EXPORTS (SPECIAL TRADE) BY GROUPS OF THE SITC-REV. III AND BY COUNTRIES OF PRODUCTION AND CONSUMPTION 1990

GROUP COUNTRY	DT = 100 KG	1 000 DM	1 000 \$	GROUP COUNTRY	DT = 100 KG	1 000 DM	1 000 \$
QATAR	28	749	460	FINLAND	97 044	138 207	85 688
ARAB EMIRAT	230	4 279	2 611	SWITZERLAND	254 451	415 042	256 455
OMAN	30	889	578	AUSTRIA	374 881	532 973	331 065
NORTH YEMEN	18	378	242	ANDORRA	567	2 588	1 609
SOUTH YEMEN	33	150	94	GIBRALTAR	35	149	84
AFGHANISTAN	40	376	238	MALTA	4 304	5 798	3 602
PAKISTAN	533	7 329	4 517	YUGOSLAVIA	45 709	83 878	52 374
INDIA	2 065	36 077	22 273	TURKEY	172 535	211 820	132 158
BANGLADESH	85	1 847	1 147	SOVIET UNION	17 697	26 464	16 232
SRI LANKA	96	1 269	762	POLAND	9 454	18 373	11 515
NEPAL	6	74	46	CZECHOSLOVA	3 294	8 122	5 217
MYANMAR	144	3 819	2 488	HUNGARY	11 440	19 288	11 926
THAILAND	277	5 104	3 228	ROMANIA	663	1 158	742
VIETNAM	474	3 395	2 047	BULGARIA	2 442	3 736	2 313
INDONESIA	393	5 369	3 382	ALBANIA	32	75	47
MALAYSIA	309	4 300	2 685	MOROCCO	341	623	383
SINGAPORE	707	9 859	6 063	ALGERIA	275	1 102	670
PHILIPPINES	54	836	514	TUNISIA	184	504	306
MONGOLIA	7	139	83	LIBYA	617	1 297	786
CHINA	2 371	54 115	33 699	EGYPT	4 355	7 928	4 915
NORTH KOREA	458	4 305	2 608	BURKINA FASO	4	60	34
SOUTH KOREA	1 343	15 172	9 430	GUINEA	85	61	38
JAPAN	10 159	122 524	76 035	LIBERIA	58	96	58
TAIWAN	1 383	21 970	13 418	GHANA	148	116	77
HONG KONG	267	6 823	4 228	TOGO	67	50	32
AUSTRALIA	1 278	23 248	14 341	NIGERIA	3 090	1 722	1 091
NEW ZEALAND	49	1 409	874	CAMEROON	36	102	63
AMER OCEANIA	8	126	83	GABON	22	52	34
NEW CALEDON	5	65	40	ZAIRE	145	142	87
FIJI	33	135	91	RWANDA	105	316	193
WEST SAMOA	20	71	43	ANGOLA	94	265	174
FR POLYNESIA	1	129	79	ETHIOPIA	49	84	51
UNID COUNTR	2	53	33	KENYA	180	504	312
775 DOM.ELEC, NON-ELEC. EQUIPT				UGANDA	63	109	70
IMPORTS	3 381 018	3 884 289	2 428 640	TANZANIA	173	248	155
FRANCE	430 062	611 267	383 547	REUNION	123	265	162
BELGIUM LUX	30 961	41 255	25 718	MAURITIUS	153	500	313
NETHERLANDS	80 269	167 755	104 831	ZIMBABWE	46	91	55
ITALY	1 245 876	1 080 294	676 515	MALAWI	36	87	53
UNTD KINGDOM	140 146	217 034	135 385	SOUTH AFRICA	27 294	31 113	19 510
IRELAND	42 880	148 796	92 751	NAMIBIA	73	193	119
DENMARK	164 782	127 042	80 020	USA	88 020	212 033	131 308
GREECE	2 633	2 946	1 844	CANADA	12 776	33 040	20 331
PORTUGAL	20 471	29 639	18 703	MEXICO	4 845	11 585	7 134
SPAIN	103 436	128 897	80 350	GUATEMALA	23	58	34
NORWAY	2 389	3 552	2 211	COSTA RICA	42	136	86
SWEDEN	64 231	101 038	62 731	BAHAMAS	34	414	261
FINLAND	8 463	9 818	6 108	GUADELOUPE	263	473	284
SWITZERLAND	51 702	137 527	85 866	MARTINIQUE	229	359	224
AUSTRIA	291 511	348 970	217 432	NETH ANTILL	79	260	167
MALTA	117	973	580	COLOMBIA	212	233	139
YUGOSLAVIA	242 831	150 942	93 705	VENEZUELA	28	220	134
TURKEY	4 470	3 783	2 426	GUYANA	25	389	243
SOVIET UNION	34 463	12 377	7 683	FRENCH GUIAN	75	164	103
POLAND	46 782	28 921	18 339	ECUADOR	73	167	103
CZECHOSLOVA	7 887	5 710	3 644	PERU	159	469	300
HUNGARY	57 741	34 032	21 221	BRAZIL	92	832	509
ROMANIA	3 930	1 168	729	CHILE	3 028	4 985	3 065
BULGARIA	497	853	530	BOLIVIA	85	160	102
ALGERIA	1 626	483	312	PARAGUAY	121	228	144
USA	19 063	49 764	31 022	URUGUAY	188	491	307
CANADA	186	1 533	931	ARGENTINA	142	523	331
MEXICO	1 347	1 634	1 010	CYPRUS	8 686	12 898	8 013
BRAZIL	608	1 062	662	LEBANON	1 055	2 259	1 399
ISRAEL	201	1 045	633	SYRIA	190	495	311
ARAB EMIRAT	8	54	33	IRAQ	123	518	306
THAILAND	38 004	45 708	28 275	IRAN	8 202	11 171	6 864
MALAYSIA	65	370	229	ISRAEL	46 469	47 943	29 880
SINGAPORE	14 073	24 884	15 711	JORDAN	302	508	305
CHINA	52 297	82 599	52 110	SAUDI ARABIA	7 026	13 872	8 495
SOUTH KOREA	84 193	82 144	51 634	KUWAIT	1 549	3 598	2 139
JAPAN	57 110	121 626	75 502	BAHRAIN	645	1 282	775
TAIWAN	9 365	17 762	10 929	QATAR	381	1 033	627
HONG KONG	24 268	58 708	36 642	ARAB EMIRAT	7 851	15 466	9 478
AUSTRALIA	14	57	34	OMAN	379	807	480
EXPORTS	4 704 092	6 806 528	4 220 598	NORTH YEMEN	140	185	111
FRANCE	744 270	965 102	598 028	AFGHANISTAN	308	430	256
BELGIUM LUX	342 240	447 063	277 222	PAKISTAN	924	1 784	1 086
NETHERLANDS	606 643	797 889	496 378	INDIA	218	1 065	653
ITALY	338 533	503 377	311 971	SRI LANKA	44	139	85
UNTD KINGDOM	311 178	442 544	274 147	NEPAL	27	66	41
IRELAND	29 517	44 357	27 742	THAILAND	3 888	7 618	4 752
DENMARK	166 652	212 510	132 531	INDONESIA	893	2 233	1 382
GREECE	134 007	176 303	108 357	MALAYSIA	1 435	2 259	1 397
PORTUGAL	56 618	69 609	43 242	SINGAPORE	5 325	12 655	7 825
SPAIN	315 348	388 168	240 679	PHILIPPINES	449	612	378
CANARY IS	6 511	8 878	5 456	MONGOLIA	92	312	204
CEUTA MEL	37	91	51	CHINA	744	2 831	1 735
ICELAND	7 200	9 539	5 947	SOUTH KOREA	15 269	20 288	12 619
FAROE IS	69	165	105	JAPAN	51 184	285 259	175 330
NORWAY	102 056	130 260	80 996	TAIWAN	5 576	9 718	5 980
SWEDEN	191 652	286 220	177 920	HONG KONG	9 300	27 855	17 233
				MACAO	106	249	165
				AUSTRALIA	23 449	43 837	26 876
				PAPUA NEW G	6	51	34
				NEW ZEALAND	5 633	9 260	5 717
				NEW CALEDON	115	212	132

6 IMPORTS AND EXPORTS (SPECIAL TRADE) BY GROUPS OF THE SITC-REV. III AND BY COUNTRIES OF PRODUCTION AND CONSUMPTION 1990

GROUP COUNTRY	DT = 100 KG	1 000 DM	1 000 \$	GROUP COUNTRY	DT = 100 KG	1 000 DM	1 000 \$
FR POLYNESIA	170	294	170	BURKINA FASO	1	84	48
776 TRANSISTORS, VALVES, ETC.				NIGER		65	39
IMPORTS	550 310	7 025 474	4 351 706	SENEGAL	132	899	551
FRANCE	40 680	600 830	373 865	GUINEA	10	74	45
BELGIUM LUX	17 523	140 988	87 212	TOGO	3	333	201
NETHERLANDS	49 920	348 537	214 295	BENIN	2	114	70
ITALY	163 600	336 516	208 877	NIGERIA	4	209	128
UNITED KINGDOM	81 545	686 799	424 203	CONGO	112	247	150
IRELAND	392	39 306	24 290	ZAIRE	1	47	31
DENMARK	506	9 755	6 047	SOMALIA	15	203	128
GREECE	3	201	131	TANZANIA	42	125	77
PORTUGAL	3 927	101 399	62 660	REUNION		58	35
SPAIN	1 461	18 893	11 894	MAURITIUS	11	81	49
NORWAY	25	2 685	1 672	ZAMBIA	9	257	152
SWEDEN	138	11 933	7 395	ZIMBABWE		91	58
FINLAND	461	13 421	8 327	MALAWI	19	107	64
SWITZERLAND	1 549	73 879	45 908	SOUTH AFRICA	357	21 610	13 479
AUSTRIA	14 988	523 971	324 993	USA	6 663	465 725	288 453
ANDORRA		67	40	CANADA	180	29 162	17 866
MALTA	747	47 567	30 003	MEXICO	243	4 443	2 753
YUGOSLAVIA	1 400	9 806	6 036	CUBA	43	163	103
TURKEY	40	334	205	COLOMBIA	5	276	169
SOVIET UNION	208	1 054	659	VENEZUELA	2	815	511
POLAND	7 485	6 492	3 982	ECUADOR		64	41
CZECHOSLOVAKIA	9 032	7 266	4 536	PERU	6	171	104
HUNGARY	387	3 705	2 313	BRAZIL	454	30 259	18 683
MOROCCO	504	13 377	7 997	CHILE	7	318	197
LIBYA	19	100	59	URUGUAY	470	555	331
IVORY COAST		105	68	ARGENTINA	132	9 148	5 636
MAURITIUS	25	195	128	CYPRUS	2	113	70
SOUTH AFRICA	13	1 426	945	LEBANON	7	376	229
USA	17 808	952 569	591 703	SYRIA	161	1 389	870
CANADA	92	13 290	8 237	IRAQ	36	1 458	867
MEXICO	90	7 955	4 927	IRAN	110	7 842	4 872
NICARAGUA		61	41	ISRAEL	409	13 880	8 634
HAITI	8	290	178	JORDAN	11	99	62
BRAZIL	695	10 690	6 536	SAUDI ARABIA	16	1 651	1 010
ARGENTINA	2	57	37	KUWAIT	2	137	84
CYPRUS	3	85	55	BAHRAIN	2	99	65
ISRAEL	184	1 176	734	ARAB EMIRAT	10	611	383
SAUDI ARABIA	161	1 013	644	OMAN	2	174	108
KUWAIT	1	154	91	NORTH YEMEN	1	298	177
ARAB EMIRAT		56	33	PAKISTAN	13	847	525
INDIA	9	295	184	INDIA	1 948	18 636	11 517
THAILAND	927	55 377	34 212	BANGLADESH	4	96	57
INDONESIA	3	126	77	SRI LANKA	21	432	262
MALAYSIA	2 428	330 155	205 544	THAILAND	358	51 781	32 250
SINGAPORE	5 055	321 721	198 871	INDONESIA	687	1 240	781
PHILIPPINES	3 126	153 294	94 806	MALAYSIA	9 567	297 182	184 044
CHINA	1 407	6 794	4 310	SINGAPORE	8 681	354 592	219 577
NORTH KOREA		136	81	PHILIPPINES	1 905	112 553	69 811
SOUTH KOREA	4 085	288 955	177 628	CHINA	647	3 771	2 349
JAPAN	103 758	1 558 254	963 110	NORTH KOREA	3	311	191
TAIWAN	11 511	229 080	143 256	SOUTH KOREA	4 548	30 862	19 136
HONG KONG	2 313	92 386	57 122	JAPAN	920	67 332	41 589
AUSTRALIA	6	595	365	TAIWAN	9 271	167 556	104 208
EXPORTS	623 247	6 414 344	3 977 813	HONG KONG	5 414	139 302	87 095
FRANCE	62 688	682 215	421 668	AUSTRALIA	428	10 256	6 295
BELGIUM LUX	97 582	210 503	130 719	NEW ZEALAND		400	250
NETHERLANDS	22 158	214 281	132 697	778 ELECTRIC. MACH. APPART. NES			
ITALY	86 944	1 291 201	800 984	IMPORTS	3 842 341	7 417 872	4 615 191
UNITED KINGDOM	100 131	737 642	459 320	FRANCE	538 303	666 222	414 535
IRELAND	781	99 725	61 427	BELGIUM LUX	297 845	481 540	299 794
DENMARK	1 003	52 500	32 420	NETHERLANDS	1 005 229	516 013	321 423
GREECE	1 602	7 562	4 683	ITALY	323 606	541 232	335 458
PORTUGAL	1 740	80 347	49 791	UNITED KINGDOM	147 870	572 629	356 417
SPAIN	63 225	195 362	121 264	IRELAND	2 794	33 760	21 059
CANARY IS	15	145	88	DENMARK	16 021	52 106	32 574
ICELAND	2	175	108	GREECE	18 857	32 532	20 488
NORWAY	256	15 857	9 850	PORTUGAL	53 019	71 182	44 178
SWEDEN	14 869	67 732	42 133	SPAIN	202 863	389 205	240 871
FINLAND	20 480	59 952	37 186	ICELAND	6	48	31
SWITZERLAND	2 859	116 382	71 953	NORWAY	11 376	21 015	13 268
AUSTRIA	30 151	511 945	317 331	SWEDEN	20 993	76 125	47 328
ANDORRA		255	156	FINLAND	5 549	33 351	20 944
MALTA	21	10 535	6 627	SWITZERLAND	127 235	585 699	364 659
YUGOSLAVIA	17 585	50 995	31 784	AUSTRIA	204 582	266 633	165 747
TURKEY	16 720	51 859	32 429	MALTA	4	157	100
SOVIET UNION	784	8 890	5 503	YUGOSLAVIA	93 649	67 259	41 784
POLAND	761	14 769	9 201	TURKEY	1 167	1 192	743
CZECHOSLOVAKIA	1 416	11 822	7 323	SOVIET UNION	14 281	4 180	2 578
HUNGARY	15 877	38 929	24 034	POLAND	27 340	10 681	6 612
ROMANIA	20	624	394	CZECHOSLOVAKIA	3 363	5 822	3 650
BULGARIA	158	5 012	3 098	HUNGARY	24 810	31 119	19 492
ALBANIA	3	85	52	ROMANIA	20 995	4 507	2 856
MOROCCO	480	5 746	3 597	BULGARIA	2 559	1 233	791
ALGERIA	8 318	13 343	8 152	TUNISIA	7	88	58
TUNISIA	385	4 382	2 729	EGYPT	8	149	93
LIBYA	12	770	476	CAMEROON	4	90	58
EGYPT	64	845	524	MAURITIUS	183	989	609
SUDAN	5	50	30	SOUTH AFRICA	297	1 081	673
MALI	8	129	81	USA	75 558	589 567	366 753
				CANADA	33 416	34 073	20 859
				MEXICO	1 131	3 064	1 896

6 IMPORTS AND EXPORTS (SPECIAL TRADE) BY GROUPS OF THE SITC-REV. III AND BY COUNTRIES OF PRODUCTION AND CONSUMPTION 1990

GROUP COUNTRY	DT = 100 KG	1 000 DM	1 000 \$	GROUP COUNTRY	DT = 100 KG	1 000 DM	1 000 \$
EL SALVADOR	452	10 009	6 223	ANGOLA	2 527	2 432	1 479
PANAMA	110	167	103	ETHIOPIA	339	554	341
HAITI	16	107	65	SOMALIA	13	63	37
BARBADOS		153	97	KENYA	2 768	2 939	1 818
VENEZUELA	250	261	165	UGANDA	223	661	405
BRAZIL	9 453	20 112	12 458	TANZANIA	1 162	1 644	1 016
CHILE		138	82	MOZAMBIQUE	118	1 376	859
ARGENTINA	329	1 042	645	MADAGASCAR	575	1 088	680
CYPRUS	98	268	163	REUNION	843	1 615	995
LEBANON	171	205	122	MAURITIUS	709	1 543	943
IRAQ	9	65	39	ZAMBIA	462	1 905	1 170
ISRAEL	2 600	23 379	14 487	ZIMBABWE	660	2 660	1 625
SAUDI ARABIA	110	266	159	MALAWI	22	105	62
ARAB EMIRAT	2	110	68	SOUTH AFRICA	20 379	71 334	44 107
OMAN	3	87	55	NAMIBIA	33	121	78
NORTH YEMEN	3	107	68	BOTSWANA	4	104	65
PAKISTAN	10	99	63	SWAZILAND	15	72	43
INDIA	2 069	1 429	897	USA	258 489	746 674	462 858
SRI LANKA	154	2 614	1 685	CANADA	45 244	62 153	38 365
THAILAND	7 002	5 492	3 420	ST PIERRE	136	88	54
INDONESIA	1 542	896	552	MEXICO	17 201	58 988	36 508
MALAYSIA	2 039	29 574	18 405	GUATEMALA	544	1 633	1 027
BRUNEI	3	97	60	EL SALVADOR	82	648	390
SINGAPORE	10 288	86 745	53 800	NICARAGUA	31	185	118
PHILIPPINES	1 496	10 260	6 534	COSTA RICA	480	1 786	1 132
CHINA	20 473	32 028	20 066	PANAMA	106	199	118
NORTH KOREA	80	173	107	CUBA	1 268	1 871	1 168
SOUTH KOREA	109 948	227 010	142 710	BAHAMAS	32	281	175
JAPAN	253 221	1 424 862	885 388	DOMINIC REP	1 403	728	429
TAIWAN	125 256	378 648	236 394	GUADELOUPE	260	927	569
HONG KONG	17 066	59 597	37 108	DOMINICA	36	51	31
AUSTRALIA	2 637	6 021	3 715	MARTINIQUE	855	1 091	685
NEW ZEALAND	131	744	455	JAMAICA	12	207	130
EXPORTS	4 598 041	10 367 773	6 426 859	ST LUCIA	20	58	32
FRANCE	472 662	1 247 170	773 273	TRINIDAD TOB	1 270	657	404
BELGIUM LUX	293 447	571 763	355 382	NETH ANTILL	176	313	190
NETHERLANDS	299 771	813 990	505 549	COLUMBIA	1 544	10 736	6 707
ITALY	428 809	1 084 897	670 626	VENEZUELA	257 739	24 951	15 221
UNITD KINGDOM	328 145	896 699	555 036	SURINAME	164	138	87
IRELAND	7 466	31 659	19 756	FRENCH GUIAN	6	66	43
DENMARK	74 897	202 940	125 894	ECUADOR	987	3 213	1 993
GREECE	67 154	82 081	50 949	PERU	789	2 702	1 683
PORTUGAL	37 444	94 468	58 519	BRAZIL	36 555	43 935	26 730
SPAIN	294 991	583 810	361 770	CHILE	6 878	14 408	9 031
CANARY IS	4 579	6 807	4 238	BOLIVIA	89	332	200
CEUTA MEL	608	628	390	PARAGUAY	578	889	545
ICELAND	5 438	8 078	5 061	URUGUAY	258	1 289	802
NORWAY	82 869	122 347	76 165	ARGENTINA	11 285	11 713	7 357
SWEDEN	285 727	496 730	307 934	CYPRUS	1 943	4 072	2 524
FINLAND	56 985	173 433	107 561	LEBANON	6 231	4 932	3 065
SWITZERLAND	146 911	580 716	359 699	SYRIA	2 541	3 794	2 378
AUSTRIA	168 077	569 488	353 423	IRAQ	10 495	13 694	8 171
ANDORRA	80	509	314	IRAN	23 102	49 416	30 963
GIBRALTAR	21	59	40	ISRAEL	25 473	42 609	26 394
MALTA	1 147	2 671	1 644	JORDAN	5 827	4 065	2 525
YUGOSLAVIA	59 443	101 458	63 152	SAUDI ARABIA	36 117	50 951	31 673
TURKEY	91 967	110 248	68 644	KUWAIT	5 213	7 179	4 294
SOVIET UNION	87 275	110 351	67 829	BAHRAIN	12 609	5 904	3 622
POLAND	35 903	93 667	58 512	QATAR	1 139	2 435	1 486
CZECHOSLOVA	43 374	65 056	41 136	ARAB EMIRAT	14 158	17 724	10 965
HUNGARY	16 861	49 274	30 588	OMAN	1 561	2 702	1 666
ROMANIA	9 392	8 325	5 410	NORTH YEMEN	227	660	428
BULGARIA	11 690	12 283	7 570	AFGHANISTAN	184	134	80
ALBANIA	816	829	502	PAKISTAN	2 053	6 117	3 783
MOROCCO	2 660	6 651	4 150	INDIA	4 262	19 409	12 069
ALGERIA	14 815	24 240	14 787	BANGLADESH	321	1 921	1 240
TUNISIA	5 331	13 633	8 413	MALDIVES	58	311	193
LIBYA	6 101	13 943	8 493	SRI LANKA	501	1 824	1 154
EGYPT	18 475	32 251	20 174	NEPAL	14	96	62
SUDAN	585	1 046	664	MYANMAR	2 095	869	535
MAURITANIA	722	743	465	THAILAND	12 499	24 990	15 518
MALI	261	268	158	VIETNAM	2 768	1 167	739
BURKINA FASO	77	131	80	INDONESIA	13 835	22 954	14 131
NIGER	180	467	283	MALAYSIA	14 208	42 030	25 964
CHAD	169	116	68	BRUNEI	82	151	90
CAPE VERDE	72	69	44	SINGAPORE	18 478	70 146	43 432
SENEGAL	516	714	429	PHILIPPINES	8 592	12 366	7 574
GAMBIA	243	170	108	MONGOLIA	4	73	44
GUIN BISSAU	102	82	51	CHINA	15 817	28 589	17 830
GUINEA	1 301	630	387	NORTH KOREA	42	1 617	988
SIERRA LEONE	1 357	634	340	SOUTH KOREA	9 628	55 322	34 144
LIBERIA	135	362	215	JAPAN	48 073	289 694	179 401
IVORY COAST	1 405	1 646	1 010	TAIWAN	27 013	64 098	39 451
GHANA	2 376	1 688	1 020	HONG KONG	18 283	55 831	34 909
TOGO	416	282	173	MACAO	7	95	58
BENIN	45	101	61	AUSTRALIA	68 197	111 881	69 094
NIGERIA	17 778	18 906	11 710	PAPUA NEW G	44	200	117
CAMEROON	541	893	541	NEW ZEALAND	12 533	13 646	8 527
CENT AFR REP	99	153	93	NEW CALEDON	109	521	326
S TOME PRINC	9	59	36	FR POLYNESIA	2 643	2 263	1 404
GABON	958	867	527	781 PASS.MOTOR VEHCLS.EX.BUS			
CONGO	172	321	195	IMPORTS	17 647 746	27 322 886	17 088 111
ZAIRE	1 489	1 781	1 100	FRANCE	2 675 516	4 174 466	2 613 351
RWANDA	818	762	482	BELGIUM LUX	4 044 274	7 714 819	4 841 692
BURUNDI	359	352	219				

6 IMPORTS AND EXPORTS (SPECIAL TRADE) BY GROUPS OF THE SITC-REV. III AND BY COUNTRIES OF PRODUCTION AND CONSUMPTION 1990

GROUP COUNTRY	DT = 100 KG	1 000 DM	1 000 \$	GROUP COUNTRY	DT = 100 KG	1 000 DM	1 000 \$
NETHERLANDS	298 965	390 826	248 959	BULGARIA	14 314	17 103	10 580
ITALY	1 642 914	2 264 036	1 414 199	ALBANIA	521	829	510
UNITD KINGDOM	390 314	781 906	495 223	MOROCCO	5 281	16 505	10 335
IRELAND	156	112	112	ALGERIA	9 976	20 748	12 708
DENMARK	41 745	72 221	45 678	TUNISIA	16 017	28 684	17 665
GREECE	931	1 528	977	LIBYA	27 831	32 692	19 990
PORTUGAL	9 756	13 084	8 366	EGYPT	27 313	74 424	46 229
SPAIN	1 424 732	2 049 120	1 288 789	SUDAN	993	2 775	1 715
CANARY IS	6 543	3 679	2 344	MAURITANIA	567	937	574
NORWAY	581	1 660	1 046	MALI	312	991	624
SWEDEN	155 569	357 005	222 646	BURKINA FASO	183	508	332
FINLAND	18 059	42 278	26 547	NIGER	1 214	2 049	1 282
SWITZERLAND	34 925	45 169	28 631	CHAD	54	131	81
AUSTRIA	246 809	480 372	306 479	CAPE VERDE	125	97	65
ANDORRA	26	111	72	SENEGAL	2 016	6 288	3 993
GIBRALTAR	2 120	3 735	2 495	GAMBIA	624	1 122	706
YUGOSLAVIA	135 785	219 242	138 772	GUIN BISSAU	124	194	119
TURKEY	425	927	564	GUINEA	656	1 039	634
SOVIET UNION	328 405	189 541	121 124	SIERRA LEONE	1 635	2 198	1 369
POLAND	20 491	10 364	6 329	LIBERIA	5 439	18 950	11 990
CZECHOSLOVA	83 146	57 036	36 908	IVORY COAST	1 851	5 476	3 369
HUNGARY	1 150	1 531	985	GHANA	4 421	4 922	3 049
ROMANIA	513	255	161	TOGO	7 364	12 174	7 554
BULGARIA	227	87	53	BENIN	2 626	2 269	1 469
ALGERIA	299	67	41	NIGERIA	22 764	35 848	22 321
TUNISIA	84	82	50	CAMEROON	1 750	4 610	2 834
LIBYA	101	130	82	CENT AFR REP	208	722	454
EGYPT	153	103	63	EQUAT GUINEA	61	166	104
GUIN BISSAU	16	80	48	GABON	218	594	602
LIBERIA	401	1 107	687	CONGO	927	3 767	2 316
IVORY COAST	45	134	86	ZAIRE	5 168	15 021	9 345
NIGERIA	354	464	291	RWANDA	474	1 137	699
KENYA	29	500	336	BURUNDI	1 376	6 114	3 829
TANZANIA	12	61	37	ANGOLA	6 380	10 723	6 614
SOUTH AFRICA	287	764	474	ETHIOPIA	1 413	3 714	2 313
USA	578 374	971 316	601 674	DJIBOUTI	57	186	115
CANADA	6 554	15 317	9 574	SOMALIA	108	214	128
MEXICO	200	907	561	KENYA	4 927	17 020	10 557
GUATEMALA	18	62	38	UGANDA	682	2 003	1 244
GUADELOUPE	112	196	121	TANZANIA	1 886	4 837	2 948
CAYMAN IS	51	100	60	MOZAMBIQUE	845	2 675	1 668
VENEZUELA	92	161	104	MADAGASCAR	1 225	1 941	1 199
BRAZIL	12 575	14 048	8 678	REUNION	10 676	22 674	14 056
CHILE	122	115	70	MAURITIUS	1 490	4 021	2 506
URUGUAY	40	68	43	ZAMBIA	1 373	5 197	3 212
ARGENTINA	490	657	401	ZIMBABWE	1 953	8 224	5 092
CYPRUS	39	149	92	MALAWI	3 290	14 007	8 664
SYRIA	84	264	160	SOUTH AFRICA	6 882	27 645	17 232
IRAN	87	98	60	NAMIBIA	343	1 076	688
ISRAEL	140	412	269	BOTSWANA	149	392	244
JORDAN	113	12 174	7 754	SWAZILAND	20	120	73
SAUDI ARABIA	357	614	385	USA	3 426 521	10 177 724	6 280 378
KUWAIT	149	1 170	697	CANADA	416 315	947 192	586 921
ARAB EMIRAT	409	1 458	905	GREENLAND	60	155	95
OMAN	53	108	65	ST PIERRE	16	70	41
SRI LANKA	59	131	78	MEXICO	9 163	18 681	12 371
THAILAND	150	125	81	BERMUDA	393	1 009	625
INDONESIA	96	131	81	GUATEMALA	2 325	7 778	4 790
CHINA	74	190	112	BELIZE	35	90	57
NORTH KOREA	47	52	32	HONDURAS	154	516	319
SOUTH KOREA	1 063	1 634	1 042	EL SALVADOR	363	1 646	1 022
JAPAN	5 478 961	7 419 556	4 598 362	NICARAGUA	100	232	141
TAIWAN	210	394	252	COSTA RICA	6 359	13 361	8 147
AUSTRALIA	187	1 848	1 191	PANAMA	2 415	7 931	4 976
NEW ZEALAND	262	320	195	CUBA	264	695	433
EXPORTS	30 735 134	66 576 524	41 168 761	HAITI	107	404	253
FRANCE	2 878 300	5 954 854	3 705 161	BAHAMAS	299	783	465
BELGIUM LUX	5 402 704	7 436 215	4 600 113	DOMINIC REP	509	1 505	931
NETHERLANDS	1 303 033	2 235 432	1 383 324	GUADELOUPE	8 683	19 275	11 976
ITALY	4 355 307	9 154 087	5 668 963	ANTIGUA	41	64	42
UNITD KINGDOM	3 498 346	8 156 824	5 008 055	DOMINICA	187	226	134
IRELAND	106 322	180 858	110 994	MARTINIQUE	11 170	23 573	14 709
DENMARK	234 105	356 495	221 134	CAYMAN IS	31	170	102
GREECE	319 778	627 019	385 853	JAMAICA	1 952	7 661	4 807
PORTUGAL	264 204	456 406	282 360	ST LUCIA	322	1 429	884
SPAIN	1 342 538	2 567 311	1 581 893	BARBADOS	1 805	6 460	4 036
CANARY IS	55 726	124 371	76 520	TRINIDAD TOB	504	2 346	1 436
CEUTA MEL	7 392	15 856	9 813	ARUBA	160	716	456
ICELAND	3 555	7 817	4 832	NETH ANTILL	251	991	644
FAROE IS	30	65	41	COLOMBIA	1 900	7 043	4 394
NORWAY	208 735	357 511	222 094	VENEZUELA	1 156	5 674	3 574
SWEDEN	659 691	1 328 446	818 786	GUYANA	170	647	398
FINLAND	289 555	529 600	328 321	SURINAME	188	510	313
SWITZERLAND	1 194 839	2 948 791	1 822 649	FRENCH GUIAN	940	2 681	1 638
AUSTRIA	1 288 362	2 622 531	1 619 822	ECUADOR	2 121	6 836	4 266
ANDORRA	9 145	32 155	19 929	PERU	1 882	6 422	3 971
GIBRALTAR	2 950	9 726	5 936	BRAZIL	4 700	24 175	15 510
MALTA	4 145	11 314	6 997	CHILE	11 976	40 958	25 339
YUGOSLAVIA	167 751	281 508	174 663	BOLIVIA	746	1 513	949
TURKEY	151 110	409 520	252 825	PARAGUAY	1 188	3 872	2 394
SOVIET UNION	33 717	57 327	35 720	URUGUAY	1 703	6 335	3 971
POLAND	99 675	146 373	92 793	ARGENTINA	5 578	22 883	14 331
CZECHOSLOVA	38 871	58 430	36 684	CYPRUS	27 305	72 951	45 157
HUNGARY	75 403	122 178	76 441	LEBANON	94 842	24 800	15 127
ROMANIA	7 898	11 320	6 957	SYRIA	8 936	41 927	25 911
				IRAQ	8 518	36 337	21 999
				IRAN	3 279	8 936	5 887

6 IMPORTS AND EXPORTS (SPECIAL TRADE) BY GROUPS OF THE SITC-REV. III AND BY COUNTRIES OF PRODUCTION AND CONSUMPTION 1990

GROUP COUNTRY	DT = 100 KG	1 000 DM	1 000 \$	GROUP COUNTRY	DT = 100 KG	1 000 DM	1 000 \$
ISRAEL	64 056	112 716	70 677	FINLAND	111 325	177 460	108 886
JORDAN	8 031	19 723	12 074	SWITZERLAND	344 319	674 539	414 058
SAUDI ARABIA	32 025	124 928	77 253	AUSTRIA	390 173	602 896	373 365
KUWAIT	18 792	63 760	38 062	ANDORRA	2 503	3 409	2 057
BAHRAIN	6 789	27 060	16 325	GIBRALTAR	600	1 077	632
QATAR	8 177	40 310	24 497	MALTA	288	126	82
ARAB EMIRAT	48 283	186 959	114 640	YUGOSLAVIA	82 219	78 660	48 810
OMAN	9 142	36 567	22 659	TURKEY	68 304	100 702	62 586
NORTH YEMEN	473	1 896	1 188	SOVIET UNION	58 719	98 579	60 240
SOUTH YEMEN	151	429	260	POLAND	64 605	37 234	23 339
AFGHANISTAN	383	290	182	CZECHOSLOVA	10 070	14 476	9 224
PAKISTAN	2 244	8 135	5 002	HUNGARY	22 243	28 678	17 717
INDIA	1 651	5 917	3 613	ROMANIA	2 683	1 562	978
BANGLADESH	148	546	340	BULGARIA	10 302	9 956	6 053
SRI LANKA	1 742	5 273	3 293	ALBANIA	682	595	366
NEPAL	133	367	224	MOROCCO	1 583	2 003	1 238
BHUTAN	79	308	187	ALGERIA	41 898	59 965	37 157
MYANMAR	80	242	152	TUNISIA	4 084	4 082	2 602
THAILAND	20 155	71 447	44 765	LIBYA	26 349	43 763	27 141
LAOS	74	62	39	EGYPT	5 110	7 611	4 757
VIETNAM	172	281	181	SUDAN	9 055	12 167	7 683
INDONESIA	31 555	113 382	71 504	MAURITANIA	5 518	10 140	6 103
MALAYSIA	27 028	89 413	56 453	MALI	2 031	1 938	1 204
BRUNEI	8 190	30 445	18 859	BURKINA FASO	4 283	5 608	3 377
SINGAPORE	42 182	122 353	75 521	NIGER	1 919	600	367
PHILIPPINES	4 924	16 184	9 835	CHAD	392	573	343
MONGOLIA	288	850	512	SENEGAL	632	407	250
CHINA	32 168	51 446	31 191	GAMBIA	880	297	184
NORTH KOREA	813	4 289	2 594	GUIN BISSAU	1 723	2 034	1 269
SOUTH KOREA	5 301	20 442	12 678	GUINEA	2 406	1 030	628
JAPAN	1 751 484	6 275 052	3 904 978	SIERRA LEONE	2 925	1 951	1 252
TAIWAN	159 497	399 816	241 682	LIBERIA	3 217	1 238	735
HONG KONG	49 329	174 098	106 860	IVORY COAST	2 460	3 272	2 066
MACAO	58	213	131	GHANA	12 567	11 619	7 354
AUSTRALIA	100 479	308 381	190 747	TOGO	1 966	1 085	680
NEW ZEALAND	12 289	36 071	22 381	BENIN	611	352	232
AMER OCEANIA	1 174	3 597	2 279	NIGERIA	41 867	58 836	37 246
NEW CALEDON	3 766	9 935	6 191	CAMEROON	3 148	3 996	2 504
FIJI	13	49	32	CENT AFR REP	2 110	3 176	1 997
FR POLYNESIA	2 796	7 484	4 632	EQUAT GUINEA	972	469	287
				S TOME PRINC	126	48	31
782 GOODS, SPCL TRANSPORT VEH				GABON	1 311	2 189	1 335
IMPORTS	3 172 740	4 014 180	2 520 287	CONGO	4 525	5 453	3 393
FRANCE	461 360	559 281	351 004	ZAIRE	16 793	27 309	16 815
BELGIUM LUX	683 640	965 841	610 649	RWANDA	211	287	173
NETHERLANDS	481 947	634 419	399 894	BURUNDI	3 007	5 000	3 090
ITALY	457 756	504 733	317 554	ANGOLA	12 118	3 944	2 404
UNITD KINGDOM	54 027	74 803	46 417	ETHIOPIA	4 150	5 195	3 197
IRELAND	75	79	50	SOMALIA	2 914	6 788	4 056
DENMARK	79 156	50 052	31 674	KENYA	9 579	15 794	10 150
GREECE	473	157	98	UGANDA	2 081	4 005	2 513
PORTUGAL	1 303	1 669	1 090	TANZANIA	2 825	4 448	2 723
SPAIN	86 577	127 808	79 754	SEYCHELLES	107	319	191
NORWAY	16 163	10 287	6 337	MOZAMBIQUE	3 403	6 960	4 226
SWEDEN	142 943	173 157	108 349	MADAGASCAR	3 015	3 814	2 431
FINLAND	9 946	14 242	8 956	REUNION	1 249	1 966	1 224
SWITZERLAND	120 622	230 026	142 360	MAURITIUS	125	455	269
AUSTRIA	215 956	263 878	165 792	ZAMBIA	4 044	7 505	4 565
ANDORRA	110	59	35	ZIMBABWE	2 618	4 039	2 446
YUGOSLAVIA	63 712	112 575	69 546	MALAWI	3 179	6 118	3 782
SOVIET UNION	12 907	22 336	13 759	SOUTH AFRICA	7 936	11 234	6 934
POLAND	9 035	4 227	2 656	NAMIBIA	670	1 145	672
CZECHOSLOVA	16 278	7 950	5 000	USA	53 559	74 067	46 004
HUNGARY	1 318	2 676	1 649	CANADA	6 712	9 876	6 104
BULGARIA	266	95	60	MEXICO	2 631	4 121	2 665
ALGERIA	405	328	203	NICARAGUA	100	118	70
USA	22 641	23 362	14 583	CUBA	92	1 002	658
CANADA	559	271	171	HAITI	86	225	132
BRAZIL	23 633	23 192	14 351	DOMINIC REP	316	236	157
IRAN	87	114	70	GUADELOUPE	4 160	6 504	4 022
ISRAEL	38	122	74	MARTINIQUE	4 136	6 247	3 883
JORDAN	8 026	11 206	6 891	BARBADOS	34	54	34
SAUDI ARABIA	1 457	1 894	1 145	VENEZUELA	835	13 608	8 044
ARAB EMIRAT	126	82	52	FRENCH GUIAN	691	1 129	713
NORTH YEMEN	537	347	214	ECUADOR	1 491	3 362	2 125
INDIA	283	190	116	PERU	540	1 472	896
JAPAN	198 872	192 391	119 484	CHILE	17 045	6 677	4 059
TAIWAN	162	218	131	BOLIVIA	1 699	254	154
EXPORTS	6 769 588	9 074 433	5 608 415	PARAGUAY	1 047	985	595
FRANCE	822 211	1 181 539	732 635	CYPRUS	2 152	982	601
BELGIUM LUX	464 562	572 080	354 211	LEBANON	6 381	759	471
NETHERLANDS	534 824	688 595	426 670	SYRIA	2 314	519	312
ITALY	1 024 588	1 351 723	835 324	IRAQ	25 821	44 202	26 161
UNITD KINGDOM	567 446	798 663	486 369	IRAN	7 328	17 427	10 966
IRELAND	14 103	19 885	12 361	ISRAEL	36 074	53 617	33 909
DENMARK	102 889	155 315	96 680	JORDAN	14 609	18 362	11 321
GREECE	356 268	148 758	91 099	SAUDI ARABIA	57 653	80 778	51 262
PORTUGAL	192 033	238 838	150 673	KUWAIT	2 574	2 792	1 667
SPAIN	497 766	595 577	367 843	BAHRAIN	3 187	2 895	1 874
CAYARY IS	10 330	14 530	8 969	QATAR	979	928	564
ICELAND	6 685	7 830	4 798	ARAB EMIRAT	30 803	43 363	27 372
NORWAY	44 069	72 437	44 867	OMAN	3 324	4 420	2 717
SWEDEN	135 779	225 772	138 677	NORTH YEMEN	1 885	3 273	2 017
				SOUTH YEMEN	360	480	284
				AFGHANISTAN	16 446	1 613	987
				PAKISTAN	4 213	2 345	1 511
				INDIA	808	2 018	1 238

6 IMPORTS AND EXPORTS (SPECIAL TRADE) BY GROUPS OF THE SITC-REV. III AND BY COUNTRIES OF PRODUCTION AND CONSUMPTION 1990

GROUP COUNTRY	DT = 100 KG	1 000 DM	1 000 \$	GROUP COUNTRY	DT = 100 KG	1 000 DM	1 000 \$
BANGLADESH	278	722	468	EQUAT GUINEA	206	110	65
MALDIVES	520	765	513	GABON	188	271	165
MYANMAR	100	191	125	CONGO	91	66	40
THAILAND	20 331	46 009	27 539	ZAIRE	721	583	372
VIETNAM	325	840	498	BURUNDI	104	239	161
INDONESIA	40 351	52 295	34 139	ANGOLA	1 086	1 021	617
MALAYSIA	15 369	21 169	12 859	ETHIOPIA	64	138	91
BRUNEI	173	277	175	KENYA	228	58	37
SINGAPORE	17 946	20 591	12 726	TANZANIA	978	405	255
PHILIPPINES	1 317	1 584	939	MOZAMBIQUE	462	943	575
CHINA	9 894	19 054	11 772	MADAGASCAR	287	113	73
SOUTH KOREA	27 414	49 384	30 643	ZAMBIA	2 838	3 486	2 137
JAPAN	63 331	104 695	64 915	ZIMBABWE	175	411	262
TAIWAN	10 509	17 465	11 155	MALAWI	837	1 590	965
HONG KONG	5 205	10 082	6 046	SOUTH AFRICA	959	1 895	1 199
MACAO	217	773	474	USA	10 130	23 855	14 694
AUSTRALIA	25 736	42 068	25 779	COSTA RICA	939	273	166
PAPUA NEW G	154	221	135	DOMINIC REP	168	247	146
NEW ZEALAND	5 250	6 408	3 832	GUADELOUPE	693	1 391	851
NEW CALEDON	1 259	2 142	1 270	MARTINIQUE	489	761	465
WEST SAMOA	1 204	534	350	FRENCH GUIAN	294	442	266
FR POLYNESIA	2 098	2 610	1 599	ECUADOR	798	1 493	935
783 ROAD MOTOR VEHICLES NES				PERU	1 781	5 050	2 996
IMPORTS	384 671	467 703	294 001	CHILE	2 039	1 171	742
FRANCE	71 865	96 157	60 546	PARAGUAY	280	238	141
BELGIUM LUX	48 183	53 162	34 227	CYPRUS	717	1 220	716
NETHERLANDS	57 752	73 289	45 955	LEBANON	501	50	30
ITALY	69 579	78 548	48 165	SYRIA	1 764	453	275
UNITD KINGDOM	1 296	1 653	1 081	IRAQ	30 101	48 555	28 949
IRELAND	140	200	124	IRAN	21 638	5 644	3 392
DENMARK	15 493	16 469	10 418	ISRAEL	2 967	9 922	5 897
PORTUGAL	626	920	586	JORDAN	1 873	2 517	1 516
SPAIN	4 833	12 473	7 964	SAUDI ARABIA	37 676	53 498	33 477
NORWAY	3 280	3 334	2 139	KUWAIT	3 946	9 620	5 655
SWEDEN	32 287	34 357	21 993	BAHRAIN	706	220	132
FINLAND	336	617	376	QATAR	198	202	120
SWITZERLAND	32 387	49 638	30 927	ARAB EMIRAT	3 235	4 037	2 489
AUSTRIA	38 430	35 986	22 750	OMAN	1 046	1 454	917
YUGOSLAVIA	4 708	8 293	5 142	NORTH YEMEN	730	754	449
SOVIET UNION	304	157	97	AFGHANISTAN	3 107	343	212
POLAND	925	311	205	PAKISTAN	1 443	1 318	819
CZECHOSLOVA	1 042	440	285	BRUNEI	80	107	63
USA	640	1 078	648	SINGAPORE	111	158	104
BRAZIL	107	231	139	PHILIPPINES	3 351	4 372	2 634
SAUDI ARABIA	216	285	170	CHINA	180	412	244
EXPORTS	1 327 711	2 263 328	1 393 974	JAPAN	1 972	4 680	2 963
FRANCE	326 775	506 656	311 273	TAIWAN	3 164	5 100	3 065
BELGIUM LUX	83 344	154 423	94 684	HONG KONG	2 315	3 532	2 192
NETHERLANDS	71 002	129 595	81 142	AUSTRALIA	1 543	3 108	1 904
ITALY	129 226	231 289	143 335	NEW ZEALAND	1 373	3 142	1 978
UNITD KINGDOM	104 793	157 130	94 916	NEW CALEDON	144	246	165
IRELAND	5 000	7 378	4 465	FR POLYNESIA	130	267	171
DENMARK	16 530	35 887	22 232	784 PARTS,TRACTORS,MOTOR VEH			
GREECE	42 844	44 002	26 986	IMPORTS	11 390 108	11 673 300	7 260 876
PORTUGAL	16 861	19 534	11 932	FRANCE	2 090 772	2 662 771	1 657 770
SPAIN	70 206	104 987	63 623	BELGIUM LUX	1 030 447	860 271	533 747
CANARY IS	1 242	2 083	1 278	NETHERLANDS	620 548	416 691	258 608
ICELAND	1 601	2 338	1 400	ITALY	2 024 342	2 013 978	1 247 840
NORWAY	3 454	6 482	5 217	UNITD KINGDOM	1 720 748	1 903 225	1 187 669
SWEDEN	20 416	63 385	39 370	IRELAND	39 964	24 131	15 109
FINLAND	4 622	11 557	7 017	DENMARK	158 689	99 368	61 779
SWITZERLAND	50 821	169 141	104 486	GREECE	905	1 508	937
AUSTRIA	83 951	199 818	123 526	PORTUGAL	28 362	43 829	27 106
ANDORRA	215	396	247	SPAIN	1 170 367	1 000 184	625 683
MALTA	276	165	108	NORWAY	50 087	65 293	40 278
YUGOSLAVIA	28 688	46 243	28 422	SWEDEN	116 337	187 504	116 662
TURKEY	11 650	20 234	13 017	FINLAND	15 613	21 904	13 666
SOVIET UNION	7 689	13 132	8 327	SWITZERLAND	228 009	242 941	150 668
POLAND	30 805	26 436	16 878	AUSTRIA	697 613	777 896	482 197
CZECHOSLOVA	3 415	5 329	3 464	MALTA	312	637	395
HUNGARY	12 054	12 454	7 631	YUGOSLAVIA	391 704	169 819	105 880
ROMANIA	4 603	5 251	3 217	TURKEY	79 211	29 118	18 171
BULGARIA	2 368	3 905	2 463	SOVIET UNION	5 940	4 117	2 580
ALBANIA	200	65	38	POLAND	29 443	8 682	5 477
ALGERIA	1 867	4 520	2 674	CZECHOSLOVA	15 249	9 764	6 172
TUNISIA	2 748	3 338	1 987	HUNGARY	40 114	18 461	11 468
LIBYA	7 969	21 956	13 808	ROMANIA	7 607	1 355	836
EGYPT	3 902	13 042	7 904	BULGARIA	610	418	251
SUDAN	1 417	1 987	1 272	ALGERIA	12	57	35
MALI	851	398	243	TUNISIA	1 222	831	513
BURKINA FASO	311	256	155	SOUTH AFRICA	25 338	34 308	21 527
CHAD	92	160	95	USA	140 839	288 769	178 748
SENEGAL	98	136	81	CANADA	30 592	45 382	28 031
GAMBIA	303	53	34	MEXICO	148 852	90 961	55 831
GUIN BISSAU	139	134	81	COSTA RICA	290	139	86
SIERRA LEONE	1 183	1 509	975	VENEZUELA	1 389	414	259
LIBERIA	163	66	40	BRAZIL	85 217	49 780	30 946
IVORY COAST	498	445	271	URUGUAY	128	310	187
GHANA	2 742	2 702	1 745	ARGENTINA	2 720	1 195	724
TOGO	2 659	1 902	1 168	IRAQ	56	126	81
NIGERIA	10 329	15 619	10 120	ISRAEL	1 157	1 134	686
CAMEROON	1 935	2 469	1 584	INDIA	10 465	4 576	2 827
				THAILAND	394	1 166	738
				INDONESIA	9	47	30

6 IMPORTS AND EXPORTS (SPECIAL TRADE) BY GROUPS OF THE SITC-REV. III AND BY COUNTRIES OF PRODUCTION AND CONSUMPTION 1990

GROUP COUNTRY	DT = 100 KG	1 000 DM	1 000 \$	GROUP COUNTRY	DT = 100 KG	1 000 DM	1 000 \$
MALAYSIA	1 784	14 202	9 137	HONDURAS	322	668	414
SINGAPORE	198	209	132	EL SALVADOR	502	1 112	689
CHINA	10 991	2 238	1 398	NICARAGUA	105	240	154
SOUTH KOREA	4 383	3 043	1 869	COSTA RICA	1 185	4 006	2 479
JAPAN	349 376	559 868	349 515	PANAMA	628	1 920	1 170
TAIWAN	7 822	7 577	4 716	CUBA	408	1 432	896
HONG KONG	151	290	181	HAITI	123	531	330
AUSTRALIA	2 940	2 479	1 528	BAHAMAS	44	210	130
WEST SAMOA	38	49	32	DOMINIC REP	495	1 343	817
EXPORTS	19 335 426	27 064 942	16 822 292	GUADELOUPE	1 711	5 004	3 074
FRANCE	2 208 034	2 815 925	1 741 520	MARTINIQUE	1 791	5 716	3 549
BELGIUM LUX	4 028 498	4 736 632	2 974 170	JAMAICA	449	1 518	946
NETHERLANDS	869 611	1 144 720	708 335	BARBADOS	205	988	601
ITALY	944 048	1 712 462	1 055 576	TRINIDAD TOB	40	188	116
UNTD KINGDOM	3 298 041	3 893 231	2 424 195	ARUBA	68	160	98
IRELAND	24 595	39 905	24 787	NETH ANTILL	29	128	79
DENMARK	134 272	237 307	147 941	COLOMBIA	1 620	5 802	3 620
GREECE	168 846	175 259	108 153	VENEZUELA	4 753	13 701	8 583
PORTUGAL	42 727	91 562	56 654	GUYANA	55	90	57
SPAIN	1 438 261	1 491 331	927 194	SURINAME	75	170	105
CANARY IS	7 023	21 491	13 333	FRENCH GUIAN	99	383	232
CEUTA MEL	2 466	6 667	4 120	ECUADOR	2 815	8 128	5 011
ICELAND	2 622	5 430	3 368	PERU	4 258	8 863	5 390
NORWAY	70 133	141 250	87 495	BRAZIL	82 498	207 822	128 949
SWEDEN	838 844	963 243	597 774	CHILE	19 893	17 507	10 833
FINLAND	122 021	212 093	131 226	BOLIVIA	1 542	4 139	2 540
SWITZERLAND	329 213	600 250	371 520	PARAGUAY	1 136	4 298	2 645
AUSTRIA	867 140	1 157 736	720 104	URUGUAY	2 255	4 766	2 921
ANDORRA	892	2 518	1 562	ARGENTINA	8 310	16 231	10 202
GIBRALTAR	33	140	86	CYPRUS	5 918	13 492	8 345
MALTA	663	2 056	1 258	LEBANON	11 734	24 954	15 448
YUGOSLAVIA	301 402	372 989	231 519	SYRIA	14 594	9 779	6 069
TURKEY	84 538	178 274	111 239	IRAQ	3 370	18 229	10 893
SOVIET UNION	12 447	27 342	17 038	IRAN	291 777	424 692	271 575
POLAND	30 287	58 953	36 807	ISRAEL	42 177	97 952	61 467
CZECHOSLOVA	11 477	28 979	17 966	JORDAN	10 652	14 150	8 748
HUNGARY	34 222	48 662	30 271	SAUDI ARABIA	69 837	145 404	89 803
ROMANIA	1 402	2 344	1 478	KUWAIT	10 104	28 318	16 971
BULGARIA	5 231	13 230	8 184	BAHRAIN	1 425	6 039	3 708
ALBANIA	96	372	226	QATAR	2 174	7 671	4 761
MOROCCO	3 335	8 939	5 536	ARAB EMIRAT	29 915	74 769	45 915
ALGERIA	67 433	93 854	58 081	OMAN	3 308	10 953	6 764
TUNISIA	7 522	25 281	15 675	NORTH YEMEN	182	925	556
LIBYA	79 010	138 673	86 121	SOUTH YEMEN	234	801	479
EGYPT	42 930	90 492	56 091	AFGHANISTAN	5 269	1 882	1 162
SUDAN	2 048	6 149	3 829	PAKISTAN	2 318	4 186	2 573
MAURITANIA	1 263	4 466	2 725	INDIA	10 583	21 067	13 141
MALI	383	1 796	1 109	BANGLADESH	118	518	317
BURKINA FASO	987	1 193	717	MALDIVES	57	270	164
NIGER	257	373	228	SRI LANKA	7 287	12 168	7 325
CHAD	36	154	95	NEPAL	48	222	137
SENEGAL	355	1 085	675	MYANMAR	41	199	126
GAMBIA	381	834	518	THAILAND	81 503	163 120	101 421
GUIN BISSAU	168	502	311	VIETNAM	14	86	53
GUINEA	573	1 700	1 037	INDONESIA	72 112	151 148	94 938
SIERRA LEONE	1 228	5 082	3 100	MALAYSIA	47 228	95 104	59 209
LIBERIA	986	2 448	1 460	BRUNEI	302	1 045	645
IVORY COAST	2 007	5 578	3 440	SINGAPORE	86 287	186 814	115 673
GHANA	7 552	12 570	7 692	PHILIPPINES	10 091	19 301	11 923
TOGO	1 080	2 344	1 438	CHINA	173 802	279 582	176 359
BENIN	332	1 146	727	NORTH KOREA	325	1 782	1 106
NIGERIA	33 535	51 604	32 251	SOUTH KOREA	56 836	113 941	70 485
CAMEROON	1 406	3 414	2 149	JAPAN	110 669	392 525	243 629
CENT AFR REP	570	1 602	995	TAIWAN	23 592	59 349	36 694
EQUAT GUINEA	144	161	103	HONG KONG	11 990	48 397	30 101
S TOME PRINC	20	54	35	AUSTRALIA	48 841	127 733	78 738
GABON	936	2 743	1 698	NEW ZEALAND	3 257	10 424	6 434
CONGO	725	1 627	1 008	AMER OCEANIA	39	196	123
ZAIRE	2 302	7 917	4 909	NEW CALEDON	870	2 335	1 448
RWANDA	791	2 331	1 442	FR POLYNESIA	581	2 454	1 516
BURUNDI	806	2 435	1 500	785 CYCLES, MOTORCYCLES ETC.			
ANGOLA	1 685	7 203	4 495	IMPORTS	1 027 310	1 993 141	1 230 849
ETHIOPIA	3 347	12 002	7 473	FRANCE	54 323	137 273	84 637
DJIBOUTI	75	91	54	BELGIUM LUX	17 580	31 496	19 396
SOMALIA	353	1 292	829	NETHERLANDS	92 161	170 023	105 197
KENYA	3 830	11 308	6 996	ITALY	212 952	329 464	203 951
UGANDA	9 480	5 676	3 458	UNTD KINGDOM	12 020	30 462	18 811
TANZANIA	1 146	2 577	1 609	IRELAND	241	1 075	668
SEYHELLES	16	118	69	DENMARK	3 705	9 351	5 779
BRIT IND OC	31	60	36	GREECE	346	257	166
MOZAMBIQUE	1 623	6 898	4 257	PORTUGAL	1 995	2 395	1 452
MADAGASCAR	1 776	4 128	2 586	SPAIN	3 819	9 447	5 852
REUNION	733	2 317	1 426	NORWAY	387	480	297
MAURITIUS	359	794	488	SWEDEN	5 383	8 908	5 516
ZAMBIA	1 869	5 158	3 222	FINLAND	4 200	4 787	2 919
ZIMBABWE	1 547	5 485	3 396	SWITZERLAND	23 666	64 168	39 757
MALAWI	597	2 018	1 251	AUSTRIA	13 709	40 957	25 507
SOUTH AFRICA	595 395	1 166 216	719 056	YUGOSLAVIA	59 878	33 452	20 800
NAMIBIA	55	92	59	TURKEY	166	155	97
BOTSWANA	111	302	186	SOVIET UNION	295	208	129
USA	726 657	1 756 927	1 082 558	POLAND	7 638	4 065	2 541
CANADA	75 581	152 717	95 069	CZECHOSLOVA	8 987	5 234	3 230
MEXICO	378 161	366 102	226 679	HUNGARY	295	214	134
BERMUDA	19	61	36	SOUTH AFRICA	47	84	49
GUATEMALA	1 765	3 066	1 897				

6 IMPORTS AND EXPORTS (SPECIAL TRADE) BY GROUPS OF THE SITC-REV. III AND BY COUNTRIES OF PRODUCTION AND CONSUMPTION 1990

GROUP COUNTRY	DT = 100 KG	1 000 DM	1 000 \$	GROUP COUNTRY	DT = 100 KG	1 000 DM	1 000 \$
USA	37 858	98 846	61 105	AUSTRALIA	1 418	5 478	3 410
CANADA	678	2 399	1 493	NEW ZEALAND	348	1 342	823
MEXICO	296	395	252	786 TRAILERS, SEMI-TRAILR, ETC			
BRAZIL	8	52	33	IMPORTS			
ARGENTINA	132	103	62		1 923 393	953 257	595 835
ISRAEL	55	283	184	FRANCE	300 029	236 141	147 617
SAUDI ARABIA	35	89	53	BELGIUM LUX	121 521	84 109	53 025
INDIA	6 776	4 042	2 520	NETHERLANDS	243 787	141 523	88 769
SRI LANKA	156	64	40	ITALY	126 356	73 286	45 626
THAILAND	2 535	2 060	1 340	UNITD KINGDOM	64 625	36 251	22 598
INDONESIA	2 465	1 768	1 100	IRELAND	159	238	143
MALAYSIA	504	426	265	DENMARK	111 710	65 136	41 014
SINGAPORE	5 729	8 439	5 231	GREECE	1 417	938	584
PHILIPPINES	75	47	30	PORTUGAL	770	680	418
CHINA	35 205	33 976	21 084	SPAIN	11 922	6 750	4 154
SOUTH KOREA	220	369	217	NORWAY	1 801	999	620
JAPAN	273 681	758 899	466 947	SWEDEN	13 564	14 277	8 892
TAIWAN	136 010	196 340	121 653	FINLAND	5 689	4 604	2 919
HONG KONG	315	235	148	SWITZERLAND	25 568	17 894	11 176
AUSTRALIA	57	122	72	AUSTRIA	239 611	134 405	83 078
EXPORTS	383 643	920 357	568 400	MALTA	169	92	62
FRANCE	33 997	106 544	66 042	YUGOSLAVIA	51 241	24 047	14 959
BELGIUM LUX	14 803	33 110	20 303	TURKEY	575	135	90
NETHERLANDS	78 124	151 343	93 691	SOVIET UNION	31 133	4 987	3 221
ITALY	27 772	63 542	39 200	POLAND	161 967	26 019	16 518
UNITD KINGDOM	19 039	45 136	27 949	CZECHOSLOVA	85 820	14 802	9 230
IRELAND	4 000	5 109	3 202	HUNGARY	99 508	21 345	13 377
DENMARK	23 626	44 855	27 555	ROMANIA	40 959	8 415	5 217
GREECE	3 572	6 027	3 892	BULGARIA	2 349	367	234
PORTUGAL	592	2 462	1 503	USA	105 730	17 940	11 129
SPAIN	30 016	112 700	69 755	CANADA	1 461	912	575
CANARY IS	144	685	410	ISRAEL	9 635	2 420	1 463
ICELAND	954	1 514	905	INDIA	510	178	107
NORWAY	8 758	22 820	14 033	THAILAND	322	282	187
SWEDEN	12 840	33 593	20 665	MALAYSIA	4 949	1 896	1 191
FINLAND	13 373	25 052	15 327	CHINA	15 015	3 420	2 188
SWITZERLAND	26 085	64 600	39 674	SOUTH KOREA	14 197	1 467	933
AUSTRIA	43 875	85 729	52 854	JAPAN	19 130	3 320	2 053
ANDORRA	84	402	242	TAIWAN	5 105	3 277	2 036
YUGOSLAVIA	6 650	6 812	4 190	HONG KONG	3 569	398	244
TURKEY	889	1 442	883	AUSTRALIA	257	65	40
SOVIET UNION	1 306	3 266	1 991	EXPORTS	2 835 232	2 329 452	1 439 587
POLAND	301	753	470	FRANCE	349 956	305 462	189 035
CZECHOSLOVA	1 245	3 541	2 200	BELGIUM LUX	259 737	208 679	128 848
HUNGARY	805	1 510	949	NETHERLANDS	496 612	424 129	262 225
ROMANIA	34	152	96	ITALY	151 658	121 957	75 372
BULGARIA	284	454	273	UNITD KINGDOM	147 125	112 483	69 553
MOROCCO	194	74	48	IRELAND	1 630	1 363	854
ALGERIA	727	3 041	1 810	DENMARK	144 583	129 239	79 713
TUNISIA	151	327	212	GREECE	31 271	10 031	6 200
EGYPT	257	609	358	PORTUGAL	12 730	8 105	5 094
MALI	42	592	350	SPAIN	101 038	80 367	49 559
BURKINA FASO	177	93	59	CANARY IS	322	610	372
GAMBIA	38	122	82	ICELAND	2 156	1 295	784
IVORY COAST	648	471	288	NORWAY	37 028	39 162	23 989
GHANA	468	1 034	647	SWEDEN	149 093	143 276	87 986
TOGO	268	208	126	FINLAND	92 270	83 121	50 708
BENIN	328	522	318	SWITZERLAND	207 825	179 796	110 792
NIGERIA	2 270	2 062	1 294	AUSTRIA	255 822	191 215	118 312
CAMEROON	43	56	34	ANDORRA	642	527	322
EQUAT GUINEA	37	172	101	GIBRALTAR	51	87	54
CONGO	61	268	180	MALTA	1 100	427	262
ZAIRE	85	56	32	YUGOSLAVIA	26 315	20 026	12 401
ANGOLA	77	157	94	TURKEY	5 957	8 712	5 448
KENYA	26	66	40	SOVIET UNION	24 326	11 559	7 180
TANZANIA	69	194	122	POLAND	42 593	22 991	14 586
MADAGASCAR	46	64	39	CZECHOSLOVA	11 304	10 381	6 552
MAURITIUS	27	47	30	HUNGARY	24 638	18 562	11 618
MALAWI	99	67	41	ROMANIA	353	200	123
SOUTH AFRICA	257	1 131	685	BULGARIA	5 959	5 617	3 462
USA	10 899	33 762	21 045	MOROCCO	652	507	318
CANADA	1 203	3 109	1 896	ALGERIA	800	684	410
MEXICO	121	179	106	TUNISIA	4 701	3 018	1 882
COSTA RICA	70	169	102	LIBYA	3 523	3 578	2 194
JAMAICA	130	139	86	EGYPT	4 096	2 444	1 524
BARBADOS	62	60	38	SUDAN	2 013	1 044	640
COLOMBIA	30	54	31	MAURITANIA	953	640	397
BRAZIL	237	1 000	646	MALI	500	310	202
CHILE	87	240	147	BURKINA FASO	230	66	39
URUGUAY	87	76	46	CHAD	266	197	120
ARGENTINA	51	117	71	SENEGAL	391	203	122
CYPRUS	39	181	117	GUIN BISSAU	450	221	132
LEBANON	10	56	33	GUINEA	330	89	55
IRAN	633	4 613	3 073	SIERRA LEONE	1 606	866	544
ISRAEL	390	1 579	974	LIBERIA	1 694	490	292
SAUDI ARABIA	232	177	109	IVORY COAST	655	444	273
ARAB EMIRAT	22	130	81	GHANA	512	341	213
INDIA	183	209	136	TOGO	1 038	341	214
INDONESIA	124	89	52	NIGERIA	4 093	1 941	1 238
SINGAPORE	32	171	105	CAMEROON	2 847	1 560	966
PHILIPPINES	27	76	45	CENT AFR REP	476	349	211
SOUTH KOREA	5	49	31	EQUAT GUINEA	135	124	74
JAPAN	6 129	29 114	17 937	S TOME PRINC	344	253	152
TAIWAN	760	2 293	1 415				
HONG KONG	393	649	399				

6 IMPORTS AND EXPORTS (SPECIAL TRADE) BY GROUPS OF THE SITC-REV. III AND BY COUNTRIES OF PRODUCTION AND CONSUMPTION 1980

GROUP COUNTRY	DT = 100 KG	1 000 DM	1 000 \$	GROUP COUNTRY	DT = 100 KG	1 000 DM	1 000 \$
GABON	682	504	312	FRANCE	40 260	39 813	24 736
CONGO	836	742	470	BELGIUM LUX	20 199	27 179	16 870
ZAIRE	1 145	855	517	NETHERLANDS	85 124	211 437	131 993
RWANDA	79	132	82	ITALY	65 464	37 774	23 472
BURUNDI	72	127	80	UNITD KINGDOM	39 769	82 982	51 250
ANGOLA	4 485	1 063	654	IRELAND	41	133	86
ETHIOPIA	4 913	3 695	2 255	DENMARK	29 056	37 903	23 420
DJIBOUTI	80	197	115	GREECE	8 619	43 830	27 352
SOMALIA	159	245	157	PORTUGAL	1 743	2 392	1 484
KENYA	1 466	1 151	732	SPAIN	6 395	20 690	12 857
UGANDA	133	142	88	NORWAY	15 724	27 300	16 779
TANZANIA	1 063	648	395	SWEDEN	39 419	35 319	21 662
MOZAMBIQUE	87	57	36	FINLAND	5 830	10 558	6 577
MADAGASCAR	258	208	140	SWITZERLAND	129 578	107 967	66 742
MAURITIUS	50	104	63	AUSTRIA	80 658	73 242	45 532
ZAMBIA	691	487	314	YUGOSLAVIA	5 966	6 269	3 834
ZIMBABWE	108	113	70	TURKEY	6 014	9 534	5 742
SOUTH AFRICA	4 042	3 525	2 152	SOVIET UNION	2 427	3 925	2 406
NAMIBIA	36	68	41	POLAND	5 363	4 163	2 618
USA	36 039	39 076	25 061	CZECHOSLOVIA	9 180	6 396	4 131
CANADA	1 514	1 636	1 015	HUNGARY	535	1 865	1 174
MEXICO	184	297	194	ROMANIA	19 036	3 194	2 129
GUATEMALA	86	66	39	BULGARIA	88	144	89
EL SALVADOR	190	299	190	ALBANIA	43 660	6 073	3 756
COSTA RICA	95	64	40	MOROCCO	68	288	178
DOMINIC REP	185	121	72	ALGERIA	1 028	1 082	644
JAMAICA	115	59	35	TUNISIA	412	1 662	1 010
NETH ANTILL	360	401	238	LIBYA	8	122	79
VENEZUELA	40	100	52	EGYPT	10 002	31 161	18 913
ECUADOR	323	131	79	MAURITANIA	109	1 258	804
PERU	1 202	669	405	LIBERIA	20	101	59
BRAZIL	203	415	249	IVORY COAST	28	47	32
CHILE	2 001	831	507	GHANA	16	52	33
PARAGUAY	59	88	53	NIGERIA	1 284	83	53
URUGUAY	124	74	44	CAMEROON	2 280	4 450	2 698
ARGENTINA	169	284	170	GABON	35	327	194
CYPRUS	1 024	375	238	ZAIRE	15 058	6 971	4 627
SYRIA	513	94	59	ANGOLA	302	320	196
IRAQ	4 210	3 915	2 325	KENYA	548	2 155	1 294
IRAN	1 447	2 863	1 749	UGANDA	2 968	16 086	9 537
ISRAEL	10 310	9 656	5 954	TANZANIA	1 415	3 498	2 275
JORDAN	836	351	207	REUNION	402	444	287
SAUDI ARABIA	27 256	11 154	6 971	ZIMBABWE	40	212	132
KUWAIT	2 954	2 539	1 560	SOUTH AFRICA	1 329	5 692	3 444
BAHRAIN	240	181	107	USA	10 843	17 955	11 094
QATAR	537	566	348	CANADA	1 005	4 736	2 943
ARAB EMIRAT	2 775	2 363	1 438	MEXICO	2 054	10 976	6 847
OMAN	325	526	329	COSTA RICA	7	148	91
NORTH YEMEN	629	2 470	1 467	COLOMBIA	4 821	19 235	12 150
AFGHANISTAN	1 260	114	70	VENEZUELA	17	145	85
PAKISTAN	3 012	2 373	1 436	PERU	14	62	41
INDIA	342	1 051	626	BRAZIL	44	526	320
THAILAND	5 451	3 624	2 245	CHILE	1 448	2 141	1 272
VIETNAM	99	144	85	CYPRUS	755	846	515
INDONESIA	5 085	2 839	1 757	IRAQ	201	412	246
MALAYSIA	8 083	6 236	3 902	IRAN	76 252	56 393	35 741
BRUNEI	78	104	66	ISRAEL	363	720	456
SINGAPORE	28 689	14 689	9 105	SAUDI ARABIA	128	422	266
PHILIPPINES	1 269	600	371	PAKISTAN	189	955	599
CHINA	988	1 593	951	INDIA	954	1 908	1 189
SOUTH KOREA	418	1 363	836	BANGLADESH	379	903	547
JAPAN	11 933	17 328	10 653	SRI LANKA	95	994	625
TAIWAN	11 638	6 803	4 199	MYANMAR	64	769	477
HONG KONG	1 284	880	538	THAILAND	152	934	596
AUSTRALIA	20 322	12 953	8 057	INDONESIA	1 846	3 158	1 949
NEW ZEALAND	1 063	1 349	821	MALAYSIA	660	1 563	1 011
WEST SAMOA	178	65	42	SINGAPORE	476	1 080	672
				PHILIPPINES	355	1 472	919
				CHINA	30	52	34
				SOUTH KOREA	1 317	8 658	5 250
				JAPAN	452	950	585
				TAIWAN	39	148	89
				HONG KONG	7 468	13 146	8 134
				AUSTRALIA	1 443	7 052	4 330
791 RAILWAY VEHICLES.EQUIPNT				792 AIRCRAFT, ASSOCTD. EQUIPNT			
IMPORTS	357 369	227 916	142 233	IMPORTS	239 415	15 565 953	9 652 548
FRANCE	85 394	27 036	16 703	FRANCE	80 673	8 812 989	5 484 932
BELGIUM LUX	18 237	4 627	2 879	BELGIUM LUX	3 328	77 925	48 750
NETHERLANDS	46 577	40 708	25 309	NETHERLANDS	6 946	222 904	136 410
ITALY	13 393	14 308	8 893	ITALY	4 827	217 847	135 501
UNITD KINGDOM	8 319	15 997	10 061	UNITD KINGDOM	42 260	1 164 089	725 701
IRELAND	109	218	129	IRELAND	112	22 417	15 067
DENMARK	1 193	3 361	2 122	DENMARK	635	14 572	9 301
SPAIN	9 847	10 804	6 707	GREECE	36	1 696	1 057
NORWAY	427	776	512	PORTUGAL	41	6 273	3 777
SWEDEN	90 161	16 384	9 827	SPAIN	824	27 974	17 217
SWITZERLAND	19 413	42 010	27 008	NORWAY	293	3 573	2 206
AUSTRIA	30 707	42 551	26 383	SWEDEN	354	14 271	8 567
YUGOSLAVIA	1 892	852	539	FINLAND	26	1 082	653
TURKEY	905	281	168	SWITZERLAND	1 171	73 233	46 733
POLAND	4 137	769	477	AUSTRIA	1 326	9 005	5 615
CZECHOSLOVIA	23 643	4 440	2 780	MALTA		123	76
HUNGARY	1 142	581	365	YUGOSLAVIA	476	5 299	3 269
SOUTH AFRICA	13	61	39	TURKEY	142	13 245	8 415
USA	455	856	524				
BRAZIL	264	769	484				
INDIA	83	166	103				
JAPAN	61	102	64				
HONG KONG	150	120	71				
EXPORTS	811 483	1 034 824	642 421				

6 IMPORTS AND EXPORTS (SPECIAL TRADE) BY GROUPS OF THE SITC-REV. III AND BY COUNTRIES OF PRODUCTION AND CONSUMPTION 1990

GROUP COUNTRY	DT = 100 KG	1 000 DM	1 000 \$	GROUP COUNTRY	DT = 100 KG	1 000 DM	1 000 \$
SOVIET UNION	670	158	96	PAKISTAN	8	1 699	1 046
POLAND	83	277	171	INDIA	230	26 832	16 784
CZECHOSLOVA	629	467	301	MALDIVES	34	7 598	4 516
HUNGARY	65	127	80	MYANMAR		49	31
EGYPT		91	57	THAILAND	90	8 246	5 109
NIGERIA	20	891	532	INDONESIA	194	8 331	5 080
KENYA	2	75	51	MALAYSIA	66	12 156	7 547
USA	90 792	4 585 818	2 816 984	BRUNEI	1	683	417
CANADA	2 495	248 301	155 312	SINGAPORE	59	8 472	5 175
GUADELOUPE	4	226	140	PHILIPPINES	17	1 927	1 171
MARTINIQUE	3	510	323	CHINA	39	19 140	12 172
BRAZIL	6	862	537	SOUTH KOREA	86	2 588	1 608
CYPRUS	3	888	562	JAPAN	751	69 697	42 786
ISRAEL	23	2 192	1 320	TAIWAN	13	2 446	1 531
JORDAN	11	841	513	HONG KONG	19	4 886	3 143
SAUDI ARABIA	10	625	394	AUSTRALIA	87	9 253	5 763
KUWAIT	2	1 590	978	PAPUA NEW G		5 123	76
ARAB EMIRAT	26	1 054	643	NEW ZEALAND	71	3 776	2 539
INDIA	22	6 449	4 191	AMER OCEANIA	62	8 037	4 901
THAILAND	53	1 718	1 093	NEW CALEDON	68	15 283	9 327
MALAYSIA	384	546	343	FR POLYNESIA	101	20 227	13 247
BRUNEI		87	55				
SINGAPORE	14	752	471	793 SHIP,BOAT,FLOAT.STRUCTRS	NUMBERS		
PHILIPPINES	18	503	300	IMPORTS	344 953	822 015	513 816
CHINA	1	101	63	FRANCE	30 436	39 539	24 106
SOUTH KOREA	11	866	545	BELGIUM LUX	408	4 047	2 442
JAPAN	278	13 076	8 114	NETHERLANDS	11 221	120 335	75 118
TAIWAN	1	203	130	ITALY	13 313	26 180	16 107
HONG KONG	3	303	182	UNITD KINGDOM	5 836	44 328	27 270
AUSTRALIA	143	7 375	4 534	IRELAND	133	6 351	3 918
PAPUA NEW G		92	60	DENMARK	1 887	28 731	17 486
NEW ZEALAND	16	56	33	GREECE	73	1 009	625
EXPORTS	143 320	12 666 205	7 902 167	PORTUGAL	10	83	50
FRANCE	99 803	9 267 372	5 797 973	SPAIN	720	7 581	4 549
BELGIUM LUX	2 919	95 726	60 025	NORWAY	20 980	25 052	15 332
NETHERLANDS	4 964	314 549	196 585	SWEDEN	490	42 135	25 947
ITALY	3 906	274 224	168 975	FINLAND	745	14 221	8 817
UNITD KINGDOM	7 463	755 421	469 216	SWITZERLAND	489	5 670	3 605
IRELAND	25	561	342	AUSTRIA	1 410	8 240	5 042
DENMARK	889	41 750	26 240	GIBRALTAR	4	21 129	12 818
GREECE	508	18 298	10 934	MALTA	1	3 927	2 578
PORTUGAL	88	3 427	2 101	YUGOSLAVIA	360	1 227	749
SPAIN	1 032	32 871	20 796	TURKEY	7	57	33
ICELAND	32	4 955	2 943	SOVIET UNION	13	7 867	4 717
NORWAY	79	14 899	9 066	POLAND	968	6 298	3 893
SWEDEN	784	18 622	11 464	CZECHOSLOVA	3 852	958	584
FINLAND	164	3 589	2 160	HUNGARY	187	119	73
SWITZERLAND	1 075	31 703	19 487	BULGARIA	2	636	406
AUSTRIA	465	11 686	7 224	ETHIOPIA	1	856	511
MALTA		780	477	SOUTH AFRICA	26	286	171
YUGOSLAVIA	813	55 630	33 546	USA	7 069	211 701	134 988
TURKEY	1 604	57 512	35 247	CANADA	89	654	396
POLAND	62	462	278	BERMUDA	1	300	178
CZECHOSLOVA	39	4 158	2 717	PANAMA	2	2 329	1 734
HUNGARY	8	110	68	BAHAMAS	3	139 000	88 557
MOROCCO	1	183	110	ST VINCENT	1	4 031	2 406
ALGERIA	1	486	296	CYPRUS	1	7 124	4 251
TUNISIA	8	1 370	856	SAUDI ARABIA	1	9 538	5 681
LIBYA	26	1 142	91	MALAYSIA	3 122	171	103
EGYPT	17	2 638	1 653	SINGAPORE	6	1 883	1 189
NIGER	1	142	84	CHINA	57 514	3 132	1 964
SENEGAL	2	543	340	JAPAN	861	3 163	1 972
NIGERIA	196	18 391	11 592	TAIWAN	182 341	13 395	8 210
ZAIRE	2	224	145	AUSTRALIA	14	7 991	5 085
ETHIOPIA	12	108	69	EXPORTS	104 752	3 068 548	1 913 655
SOMALIA	30	1 140	682	FRANCE	35 276	39 074	24 326
KENYA	25	2 786	1 711	BELGIUM LUX	3 767	8 571	5 370
ZAMBIA	2	226	139	NETHERLANDS	15 513	109 530	67 800
MALAWI	51	7 316	4 340	ITALY	9 359	27 798	16 824
SOUTH AFRICA	56	5 631	3 561	UNITD KINGDOM	4 660	83 887	51 270
BOTSWANA		113	73	IRELAND	6	19 656	12 032
LESOTHO		91	57	DENMARK	812	34 879	21 433
USA	10 124	713 222	441 012	GREECE	3 075	14 066	8 412
CANADA	152	21 887	13 851	PORTUGAL	10 546	47 055	27 866
MEXICO		46	31	SPAIN	2 420	11 916	7 232
COSTA RICA	1	605	407	CANARY IS	9	611	380
GUADELOUPE	34	6 265	3 995	ICELAND	51	116	72
MARTINIQUE	38	7 334	4 357	NORWAY	1 308	102 789	63 848
JAMAICA	18	5 034	3 008	SWEDEN	591	28 936	18 556
VENEZUELA	191	25 931	16 432	FINLAND	2 122	69 402	41 310
FRENCH GUIAN	1 188	403 326	247 376	SWITZERLAND	4 553	15 932	9 762
BRAZIL	1 428	102 812	63 923	AUSTRIA	3 313	12 308	7 605
CHILE	106	10 943	6 854	GIBRALTAR	4	1 669	1 063
BOLIVIA	15	584	584	MALTA	44	543	342
ARGENTINA	149	1 312	804	YUGOSLAVIA	903	33 959	20 576
CYPRUS	16	2 685	1 669	TURKEY	700	13 901	8 592
IRAQ	47	5 566	3 322	SOVIET UNION	150	120 138	76 049
IRAN	15	1 457	916	POLAND	1 359	5 119	3 364
ISRAEL	92	8 733	5 219	CZECHOSLOVA	23	183	100
JORDAN	31	10 303	6 132	HUNGARY	28	269	168
SAUDI ARABIA	30	2 509	1 544	ROMANIA	37	215	144
KUWAIT	19	3 121	1 867	BULGARIA	75	116	74
BAHRAIN		406	250	MOROCCO	4	35 712	21 568
ARAB EMIRAT	515	50 000	30 705				
OMAN		52	35				

6 IMPORTS AND EXPORTS (SPECIAL TRADE) BY GROUPS OF THE SITC-REV. III AND BY COUNTRIES OF PRODUCTION AND CONSUMPTION 1990

GROUP COUNTRY	DT = 100 KG	1 000 DM	1 000 \$	GROUP COUNTRY	DT = 100 KG	1 000 DM	1 000 \$
ALGERIA	1	24 713	15 070	DENMARK	103 473	33 032	20 671
TUNISIA	14	124	74	SPAIN	1 504	1 661	1 027
EGYPT	20	2 783	1 692	NORWAY	17 980	6 748	4 245
MAURITANIA	1	200	117	SWEDEN	31 908	9 662	6 065
SENEGAL	10	22 984	15 088	FINLAND	35 176	8 942	5 578
GAMBIA	65	181	122	SWITZERLAND	12 548	4 343	2 770
LIBERIA	3	340 024	201 724	AUSTRIA	118 007	40 271	25 108
GHANA	2	1 817	1 083	MALTA	620	108	65
EQUAT GUINEA	2	1 147	679	YUGOSLAVIA	125 400	37 496	23 683
ZAIRE	4	6 441	4 300	TURKEY	1 414	343	210
KENYA	19	78	49	SOVIET UNION	265	100	59
TANZANIA	18	4 212	2 752	POLAND	52 025	7 483	4 717
MAURITIUS	3	877	538	CZECHOSLOVAKIA	21 792	3 207	2 056
SOUTH AFRICA	258	2 808	1 710	HUNGARY	47 741	8 942	5 713
USA	995	289 822	184 541	ROMANIA	985	113	77
CANADA	226	2 420	1 448	ALGERIA	10	74	47
BERMUDA	3	112 530	66 817	USA	3 155	1 492	927
PANAMA	81	18 195	10 790	CANADA	14 250	4 913	3 034
BAHAMAS	4	396 250	252 086	IRAN	44	206	139
ANTIGUA	2	7 900	4 677	INDIA	9	45	30
MARTINIQUE	1	147	90	JAPAN	199	241	162
NETHERLANDS	110	11 175	6 919	EXPORTS	1 246 567	281 892	174 290
VENEZUELA	3	90 399	55 127	FRANCE	120 668	18 445	11 319
GUYANA	1	80	54	BELGIUM LUX	86 987	23 202	14 370
ECUADOR	46	328	205	NETHERLANDS	57 512	21 049	13 101
BRAZIL	9	187	113	ITALY	6 368	5 814	3 543
CHILE	23	5 463	3 420	UNITED KINGDOM	35 562	10 239	6 127
URUGUAY	32	295	179	DENMARK	12 719	4 381	2 642
CYPRUS	12	44 557	26 969	GREECE	359	274	165
ISRAEL	247	207 757	129 723	PORTUGAL	91	91	56
SAUDI ARABIA	6	2 999	1 795	SPAIN	5 905	3 068	1 893
ARAB EMIRATES	57	131	84	CANARY IS	87	96	57
PAKISTAN	4	9 070	5 398	ICELAND	88	85	52
INDIA	72	59 354	36 758	NORWAY	274	114	73
BANGLADESH	13	29 234	18 181	SWEDEN	465	377	230
NEPAL	3	121	75	FINLAND	261	342	209
THAILAND	7	34 685	21 429	SWITZERLAND	743 173	112 461	70 004
INDONESIA	14	68 501	45 909	AUSTRIA	94 020	29 265	18 189
SINGAPORE	166	8 216	4 886	YUGOSLAVIA	277	61	41
CHINA	33	200 743	127 376	TURKEY	116	113	71
SOUTH KOREA	28	815	502	SOVIET UNION	29 320	11 101	6 967
JAPAN	1 023	9 341	5 696	POLAND	2 032	737	460
TAIWAN	7	208 078	139 394	CZECHOSLOVAKIA	848	561	358
HONG KONG	7	995	632	HUNGARY	747	364	224
AUSTRALIA	219	1 621	984	ROMANIA	110	55	33
NEW ZEALAND	106	221	138	ALGERIA	24 645	23 075	13 739
800 CPL IND PLANT CHAP 90/94				LIBYA	3 862	2 622	1 639
EXPORTS	9 199	96 476	59 779	SUDAN	401	83	55
FRANCE	5	131	81	MAURITANIA	585	577	344
BELGIUM LUX	432	6 536	4 200	GUINEA	368	177	105
NETHERLANDS	20	303	181	GHANA	345	274	181
UNITED KINGDOM	11	235	144	NIGERIA	554	453	307
GREECE	26	630	373	CAMEROON	11	124	84
SPAIN	387	999	612	CONGO	164	193	114
SWITZERLAND	31	58	38	ZAIRE	623	458	275
YUGOSLAVIA	33	1 075	704	RWANDA	9	45	30
TURKEY	144	875	553	USA	1 429	1 363	830
SOVIET UNION	2 298	20 957	12 698	FRENCH GUIAN	1 194	784	478
HUNGARY	87	744	455	SYRIA	2 205	1 111	739
ROMANIA	128	2 010	1 180	IRAN	3 070	1 578	1 007
MOROCCO	1 153	92	56	ISRAEL	1 998	836	521
ALGERIA	206	5 436	3 264	SAUDI ARABIA	238	124	80
LIBYA	781	2 263	1 443	THAILAND	179	61	36
EGYPT	371	3 347	2 024	PHILIPPINES	339	296	175
NIGERIA	681	7 055	4 475	CHINA	2 112	1 153	757
SOUTH AFRICA	7	87	55	SOUTH KOREA	108	79	49
USA	14	233	155	JAPAN	2 879	3 113	1 947
CANADA	90	957	593	TAIWAN	417	344	209
MEXICO	135	4 982	3 109	AUSTRALIA	524	441	270
VENEZUELA	2	106	71	812 PLUMBING, SANITRY, EQPT. ETC			
ARGENTINA	690	14 643	9 261	IMPORTS	2 333 547	991 070	619 030
SYRIA	6	368	218	FRANCE	320 648	207 635	129 645
IRAN	67	1 206	787	BELGIUM LUX	393 700	144 389	90 285
SAUDI ARABIA	175	3 997	2 404	NETHERLANDS	193 222	90 391	56 507
ARAB EMIRATES	9	173	111	ITALY	509 820	184 267	115 110
INDIA	14	334	211	UNITED KINGDOM	10 947	5 365	3 371
BANGLADESH	24	160	107	IRELAND	54	76	45
THAILAND	37	476	286	DENMARK	78 756	32 618	20 703
INDONESIA	336	2 548	1 573	GREECE	551	287	181
CHINA	456	6 611	4 203	PORTUGAL	51 427	12 568	7 872
SOUTH KOREA	150	2 647	1 584	SPAIN	2 071	1 164	706
TAIWAN	110	3 166	1 893	NORWAY	145	315	196
AUSTRALIA	16	797	526	SWEDEN	3 041	4 553	2 848
811 PREFABRICATED BUILDINGS				FINLAND	99 289	35 554	22 174
IMPORTS	1 171 484	359 972	224 920	SWITZERLAND	182 549	127 471	79 413
FRANCE	61 381	26 724	16 715	AUSTRIA	277 307	95 207	59 250
BELGIUM LUX	52 784	16 460	10 286	YUGOSLAVIA	34 254	10 813	6 749
NETHERLANDS	358 441	106 317	65 916	TURKEY	111 238	26 571	16 576
ITALY	33 898	13 721	8 469	POLAND	5 020	1 078	686
UNITED KINGDOM	75 931	27 117	17 022	CZECHOSLOVAKIA	22 279	2 601	1 612
IRELAND	167	64	37	HUNGARY	35 759	5 557	3 486
				USA	752	972	595

6 IMPORTS AND EXPORTS (SPECIAL TRADE) BY GROUPS OF THE SITC-REV. III AND BY COUNTRIES OF PRODUCTION AND CONSUMPTION 1990

GROUP COUNTRY	DT = 100 KG	1 000 DM	1 000 \$	GROUP COUNTRY	DT = 100 KG	1 000 DM	1 000 \$
CANADA	26	186	112	CZECHOSLOVAKIA	6 169	3 209	1 987
JAPAN	369	1 259	801	HUNGARY	29 284	13 031	8 143
EXPORTS	1 141 866	1 198 426	745 931	ROMANIA	14 506	4 356	2 712
FRANCE	224 984	192 041	119 320	BULGARIA	2 216	470	284
BELGIUM LUX	152 490	121 910	75 816	MOROCCO	744	2 552	1 593
NETHERLANDS	118 805	169 673	105 722	TANZANIA	492	336	211
ITALY	117 571	193 189	120 034	USA	6 210	31 825	19 723
UNITED KINGDOM	76 503	84 259	52 341	CANADA	49	288	171
IRELAND	3 958	1 530	970	MEXICO	571	353	215
DENMARK	18 007	24 984	15 536	BRAZIL	114	189	127
GREECE	59 993	23 674	14 601	ARGENTINA	340	125	75
PORTUGAL	1 187	934	577	ISRAEL	87	311	198
SPAIN	32 142	33 746	21 052	PAKISTAN	86	88	53
CANARY IS	135	132	81	INDIA	3 261	4 087	2 610
ICELAND	1 103	529	334	SRI LANKA	407	720	452
NORWAY	6 933	6 355	3 969	THAILAND	2 385	4 025	2 543
SWEDEN	8 864	25 701	16 115	INDONESIA	74	130	81
FINLAND	1 092	7 185	4 502	MALAYSIA	392	430	277
SWITZERLAND	100 954	89 332	55 705	SINGAPORE	387	741	473
AUSTRIA	144 487	148 177	92 362	PHILIPPINES	5 269	9 955	6 249
MALTA	711	539	340	CHINA	39 174	42 703	27 050
YUGOSLAVIA	6 287	13 900	8 762	SOUTH KOREA	1 813	4 846	2 982
TURKEY	5 389	4 419	2 743	JAPAN	1 242	12 592	7 827
SOVIET UNION	1 383	1 777	1 106	TAIWAN	46 944	66 364	41 505
POLAND	4 157	2 841	1 781	HONG KONG	8 757	15 728	9 777
CZECHOSLOVAKIA	2 027	3 727	2 366	MACAO	198	317	200
HUNGARY	895	1 119	706	NEW ZEALAND	3	65	43
ROMANIA	17	51	32	EXPORTS	608 408	1 524 127	946 204
ALGERIA	383	976	585	FRANCE	77 840	174 755	108 355
TUNISIA	69	170	101	BELGIUM LUX	43 470	97 974	60 818
LIBYA	506	325	206	NETHERLANDS	123 465	233 618	144 913
EGYPT	168	74	45	ITALY	39 684	106 417	66 037
SUDAN	26	65	44	UNITED KINGDOM	44 995	123 832	76 556
CAPE VERDE	90	211	138	IRELAND	2 585	5 563	3 453
GHANA	130	80	51	DENMARK	11 499	29 507	18 341
NIGERIA	906	1 138	735	GREECE	3 182	10 064	6 214
CAMEROON	97	178	108	PORTUGAL	3 719	11 540	7 210
CENT AFR REP	46	150	96	SPAIN	15 695	45 181	28 047
RWANDA	97	60	36	CANARY IS	426	1 293	783
UGANDA	16	52	33	CEUTA MEL	113	227	139
SOUTH AFRICA	77	151	94	ICELAND	1 207	2 555	1 599
USA	19 829	9 960	6 174	NORWAY	12 171	34 101	21 164
CANADA	3 555	8 638	5 371	SWEDEN	16 767	53 047	32 999
MEXICO	96	187	114	FINLAND	7 511	25 355	15 745
CHILE	996	691	430	SWITZERLAND	43 098	133 034	82 479
ARGENTINA	45	227	137	AUSTRIA	83 751	178 452	111 333
CYPRUS	1 789	1 270	790	ANDORRA	75	521	320
LEBANON	255	109	67	GIBRALTAR	20	74	47
SYRIA	1 716	453	276	MALTA	243	597	364
IRAQ	298	337	199	YUGOSLAVIA	1 602	5 863	3 684
IRAN	18	121	79	TURKEY	2 859	12 241	7 483
ISRAEL	1 613	1 637	1 047	SOVIET UNION	608	3 311	2 084
JORDAN	655	469	289	POLAND	1 538	4 147	2 642
SAUDI ARABIA	2 840	1 907	1 163	CZECHOSLOVAKIA	933	2 067	1 296
KUWAIT	586	589	355	HUNGARY	1 663	3 987	2 481
BAHRAIN	93	95	57	ROMANIA	393	644	396
ARAB EMIRAT	1 610	1 052	650	BULGARIA	59	329	201
OMAN	140	146	95	ALBANIA	15	74	47
PAKISTAN	19	53	33	MOROCCO	492	1 249	776
THAILAND	94	76	44	ALGERIA	324	818	515
INDONESIA	2 769	3 849	2 424	TUNISIA	203	464	296
MALAYSIA	132	82	49	LIBYA	810	2 495	1 545
BRUNEI	16	68	41	EGYPT	340	1 467	910
SINGAPORE	1 506	1 309	824	SUDAN	211	320	125
PHILIPPINES	99	122	78	MALI	245	78	203
SOUTH KOREA	1 427	2 214	1 435	CAPE VERDE	18	78	48
JAPAN	2 485	3 306	2 030	SENEGAL	101	214	134
TAIWAN	1 130	1 062	657	GUINEA	57	50	31
HONG KONG	765	1 015	638	LIBERIA	96	265	156
AUSTRALIA	1 989	1 535	944	IVORY COAST	256	98	60
NEW ZEALAND	135	103	61	GHANA	168	473	291
813 LIGHTING FIXTURES ETC.NES				TOGO	67	121	74
IMPORTS	700 227	1 172 261	731 786	BENIN	53	66	40
FRANCE	24 787	43 544	27 235	NIGERIA	3 985	5 995	3 712
BELGIUM LUX	27 727	46 291	28 787	CAMEROON	30	68	43
NETHERLANDS	47 434	106 266	66 249	GABON	38	114	68
ITALY	177 223	348 303	217 594	ZAIRE	27	129	82
UNITED KINGDOM	13 237	37 451	23 306	RWANDA	55	257	158
IRELAND	41	397	257	BURUNDI	161	257	157
DENMARK	22 519	45 121	28 085	ANGOLA	33	305	183
GREECE	726	992	619	ETHIOPIA	394	752	490
PORTUGAL	4 851	5 005	3 108	DJIBOUTI	79	136	86
SPAIN	12 349	27 443	17 076	KENYA	127	474	288
NORWAY	7 034	13 878	8 721	TANZANIA	16	67	41
SWEDEN	25 073	40 169	24 958	MOZAMBIQUE	17	177	107
FINLAND	10 820	18 143	11 321	MADAGASCAR	85	49	34
SWITZERLAND	6 000	29 064	18 144	REUNION	53	161	97
AUSTRIA	75 888	151 663	94 709	ZIMBABWE	350	187	113
YUGOSLAVIA	30 500	17 129	10 650	SOUTH AFRICA	2 282	4 520	2 808
TURKEY	11 496	7 330	4 537	USA	9 923	41 495	25 768
SOVIET UNION	57	110	70	CANADA	1 925	11 301	7 166
POLAND	31 198	13 935	8 679	MEXICO	482	2 084	1 319
				GUATEMALA	24	83	55
				COSTA RICA	13	116	72
				PANAMA	10	92	55

6 IMPORTS AND EXPORTS (SPECIAL TRADE) BY GROUPS OF THE SITC-REV. III AND BY COUNTRIES OF PRODUCTION AND CONSUMPTION 1990

GROUP COUNTRY	DT = 100 KG	1 000 DM	1 000 \$	GROUP COUNTRY	DT = 100 KG	1 000 DM	1 000 \$
GUADELOUPE	32	69	42	ISRAEL	7 919	5 005	3 126
TRINIDAD TOB	32	77	47	JORDAN	46	69	45
NETH ANTILL	319	865	535	ARAB EMIRAT	41	289	178
COLOMBIA	119	378	236	PAKISTAN	361	246	159
VENEZUELA	185	762	475	INDIA	1 127	3 836	2 469
ECUADOR	172	345	215	SRI LANKA	341	195	121
PERU	59	1 011	638	THAILAND	25 569	18 212	11 282
BRAZIL	131	1 535	944	VIETNAM	47	76	48
CHILE	371	1 504	925	INDONESIA	58 056	28 896	18 028
BOLIVIA	180	824	530	MALAYSIA	10 534	4 238	2 673
PARAGUAY	17	73	44	SINGAPORE	3 043	2 032	1 275
URUGUAY	13	79	48	PHILIPPINES	12 228	9 640	5 995
ARGENTINA	35	239	157	CHINA	72 966	50 467	31 049
CYPRUS	434	1 308	824	SOUTH KOREA	3 939	4 355	2 727
LEBANON	90	268	160	JAPAN	5 177	9 459	5 872
SYRIA	70	224	136	TAIWAN	143 651	76 348	47 600
IRAQ	519	4 843	2 905	HONG KONG	4 056	4 215	2 631
IRAN	1 794	3 443	2 188	AUSTRALIA	253	154	97
ISRAEL	2 452	6 342	3 929	NEW ZEALAND	55	174	111
JORDAN	93	169	99				
SAUDI ARABIA	4 634	18 811	11 638	EXPORTS	8 816 132	7 200 114	4 464 551
KUWAIT	1 411	4 017	2 393	FRANCE	1 211 617	883 541	547 419
BAHRAIN	202	879	536	BELGIUM LUX	1 109 356	818 706	507 486
QATAR	369	1 233	778	NETHERLANDS	1 867 999	1 397 911	867 318
ARAB EMIRAT	5 607	12 464	7 675	ITALY	205 633	211 042	130 535
OMAN	498	1 573	973	UNTD KINGDOM	699 511	589 541	365 010
NORTH YEMEN	315	577	348	IRELAND	29 402	20 402	12 659
AFGHANISTAN	3 009	4 328	2 750	DENMARK	148 391	96 636	59 856
PAKISTAN	161	1 110	680	GREECE	42 989	35 680	22 011
INDIA	378	2 384	1 484	PORTUGAL	19 768	23 095	14 272
BANGLADESH	25	284	171	SPAIN	122 990	132 330	82 433
SRI LANKA	147	893	580	CANARY IS	5 584	5 313	3 323
THAILAND	556	2 229	1 395	CEUTA MEL	68	127	77
INDONESIA	569	1 630	1 017	ICELAND	5 575	6 245	3 854
MALAYSIA	486	1 648	1 012	NORWAY	35 080	34 560	21 404
BRUNEI	101	490	316	SWEDEN	186 902	167 344	103 780
SINGAPORE	3 395	12 457	7 752	FINLAND	38 470	45 976	28 577
PHILIPPINES	78	322	201	SWITZERLAND	1 121 032	1 025 618	635 150
MONGOLIA	49	268	157	AUSTRIA	1 315 190	918 448	570 358
CHINA	222	687	428	ANDORRA	184	350	222
SOUTH KOREA	1 014	5 548	3 446	GIBRALTAR	186	475	316
JAPAN	3 494	16 698	10 403	MALTA	546	771	468
TAIWAN	1 040	3 721	2 305	YUGOSLAVIA	28 656	24 473	15 261
HONG KONG	3 180	12 342	7 707	TURKEY	10 773	12 889	7 997
AUSTRALIA	5 020	13 565	8 412	SOVIET UNION	11 240	15 594	9 666
PAPUA NEW G	49	87	54	POLAND	27 690	22 955	14 560
NEW ZEALAND	349	1 078	674	CZECHOSLOVA	8 460	8 311	5 211
FR POLYNESIA	29	91	57	HUNGARY	11 647	13 111	9 253
				ROMANIA	2 908	2 523	1 561
821 FURNITURE, CUSHIONS, ETC.				BULGARIA	1 060	832	514
IMPORTS	10 076 658	6 721 015	4 183 783	ALBANIA	116	352	219
FRANCE	561 745	438 626	272 222	MOROCCO	879	1 125	696
BELGIUM LUX	470 815	443 926	276 726	ALGERIA	776	1 256	772
NETHERLANDS	542 038	489 899	305 092	TUNISIA	1 602	1 629	1 005
ITALY	1 985 118	1 749 682	1 089 232	LIBYA	3 215	5 378	3 300
UNTD KINGDOM	163 640	170 867	106 382	EGYPT	758	1 781	1 100
IRELAND	1 350	3 961	2 427	SUDAN	102	112	68
DENMARK	959 601	725 048	453 555	MAURITANIA	71	55	35
GREECE	5 818	3 207	1 970	BURKINA FASO	199	156	93
PORTUGAL	100 149	55 220	34 323	SENEGAL	452	415	256
SPAIN	89 227	100 981	62 489	GAMBIA	137	136	83
NORWAY	20 594	31 638	19 673	GUINEA	121	131	77
SWEDEN	512 479	283 709	176 874	SIERRA LEONE	144	128	83
FINLAND	82 132	50 386	31 334	LIBERIA	42	51	31
SWITZERLAND	243 958	274 552	170 960	IVORY COAST	69	67	41
AUSTRIA	399 379	447 040	277 440	GHANA	88	121	77
MALTA	417	1 159	757	TOGO	33	52	31
YUGOSLAVIA	630 980	281 131	174 540	NIGERIA	3 040	3 075	1 956
TURKEY	45 081	33 979	21 276	CENT AFR REP	55	52	31
SOVIET UNION	165 653	34 747	21 515	ZAIRE	99	192	118
POLAND	1 034 098	255 612	160 207	RWANDA	625	916	560
CZECHOSLOVA	298 601	77 475	48 292	ANGOLA	306	617	384
HUNGARY	229 758	85 532	53 331	ETHIOPIA	687	712	449
ROMANIA	996 135	286 105	176 720	DJIBOUTI	123	102	63
BULGARIA	35 947	7 128	4 416	SOMALIA	213	116	77
EGYPT	279	308	194	KENYA	284	562	337
GHANA	1 632	403	260	UGANDA	266	153	93
CENT AFR REP	13	81	48	TANZANIA	338	353	213
MALAWI	1 139	166	101	SEYCHELLES	38	121	75
SOUTH AFRICA	34 188	62 983	39 329	MOZAMBIQUE	112	121	79
SWAZILAND	3 555	813	509	REUNION	734	447	275
USA	45 618	71 500	44 249	MAURITIUS	35	169	103
CANADA	38 084	13 539	8 349	ZAMBIA	92	84	55
ST PIERRE	137	136	85	ZIMBABWE	46	329	220
MEXICO	484	369	231	SOUTH AFRICA	11 266	15 505	9 488
HONDURAS	880	142	85	NAMIBIA	63	207	131
HAITI	133	141	92	USA	238 211	313 760	195 052
BRAZIL	21 558	9 088	5 664	CANADA	27 718	26 878	16 579
CHILE	1 186	670	418	MEXICO	17 720	18 882	11 756
BOLIVIA	119	53	34	BERMUDA	68	119	73
PARAGUAY	119	275	167	GUATEMALA	411	338	216
URUGUAY	42	93	60	PANAMA	212	277	180
ARGENTINA	2 421	9 974	6 181	B-HAMAS	18	60	36
CYPRUS	194	193	123	GUADELOUPE	538	570	356
LEBANON	114	183	116	MARTINIQUE	357	220	137
				JAMAICA	70	222	136

6 IMPORTS AND EXPORTS (SPECIAL TRADE) BY GROUPS OF THE SITC-REV. III AND BY COUNTRIES OF PRODUCTION AND CONSUMPTION 1990

GROUP COUNTRY	DT = 100 KG	1 000 DM	1 000 \$	GROUP COUNTRY	DT = 100 KG	1 000 DM	1 000 \$
ST VINCENT	78	85	39	PARAGUAY	23	58	34
ARUBA	182	76	48	URUGUAY	45	225	137
NETH ANTILL	1 936	1 412	882	ARGENTINA	285	1 857	1 159
COLOMBIA	18	51	58	CYPRUS	58	46	32
VENEZUELA	235	520	317	SYRIA	118	251	160
SURINAME	39	94	63	ISRAEL	1 805	5 210	3 159
FRENCH GUIAN	44	71	40	JORDAN	207	291	173
ECUADOR	125	202	126	BAHRAIN	10	48	31
BRAZIL	305	1 411	884	ARAB EMIRAT	30	76	49
CHILE	866	1 356	833	PAKISTAN	19 953	15 737	9 935
BOLIVIA	243	211	133	INDIA	15 104	76 573	47 883
URUGUAY	101	226	143	BANGLADESH	237	367	232
ARGENTINA	377	375	244	SRI LANKA	195	457	286
CYPRUS	774	936	585	THAILAND	14 454	61 027	38 087
LEBANON	1 601	2 110	1 281	VIETNAM	1 256	1 869	1 225
SYRIA	284	297	178	INDONESIA	3 347	4 535	2 876
IRAQ	2 211	2 096	1 258	MALAYSIA	17	52	31
IRAN	434	1 658	1 044	SINGAPORE	600	994	617
ISRAEL	10 020	10 076	6 232	PHILIPPINES	1 453	2 780	1 723
JORDAN	766	749	469	CHINA	229 361	347 667	217 533
SAUDI ARABIA	33 499	24 074	15 093	NORTH KOREA	49	115	71
KUWAIT	3 808	5 468	3 275	SOUTH KOREA	64 876	144 040	89 292
BAHRAIN	1 408	1 399	865	JAPAN	2 888	10 885	6 761
QATAR	1 001	880	540	TAIWAN	89 801	128 399	79 762
ARAB EMIRAT	7 255	6 248	3 792	HONG KONG	26 669	49 027	30 657
OMAN	1 681	1 223	749	MACAO	63	301	195
NORTH YEMEN	204	187	114	NEW ZEALAND	39	257	159
SOUTH YEMEN	75	81	48				
PAKISTAN	90	389	244	EXPORTS	149 624	556 958	346 456
INDIA	398	1 463	909	FRANCE	16 660	58 020	36 077
SRI LANKA	383	510	310	BELGIUM LUX	9 253	27 539	17 037
MYANMAR	104	116	70	NETHERLANDS	24 806	44 361	27 546
THAILAND	2 246	5 563	3 423	ITALY	6 665	23 652	14 792
INDONESIA	1 819	2 448	1 530	UNITD KINGDOM	8 255	26 002	16 233
MALAYSIA	538	1 088	670	IRELAND	4 488	1 284	800
SINGAPORE	13 055	13 096	8 140	DENMARK	4 035	13 882	8 643
PHILIPPINES	5 840	8 450	5 543	GREECE	942	2 236	1 371
MONGOLIA	74	427	261	PORTUGAL	812	2 768	1 720
CHINA	1 705	2 450	1 521	SPAIN	5 548	13 870	8 675
SOUTH KOREA	9 571	7 286	4 546	CANARY IS	108	459	285
JAPAN	70 443	119 048	73 574	CEUTA MEL	7	74	47
TAIWAN	14 139	11 745	7 211	ICELAND	260	1 290	808
HONG KONG	23 669	25 262	15 589	NORWAY	1 892	5 818	3 600
AUSTRALIA	17 649	20 323	12 497	SWEDEN	4 170	13 113	8 158
PAPUA NEW G	51	217	137	FINLAND	2 634	7 185	4 450
NEW ZEALAND	1 935	2 495	1 558	SWITZERLAND	23 227	84 523	52 626
NEW CALEDON	175	183	110	AUSTRIA	20 243	64 613	40 285
WEST SAMOA	43	66	42	ANDORRA	115	456	281
FR POLYNESIA	91	138	87	MALTA	92	556	337
831 TRUNK, SUIT-CASES, BAG, ETC				YUGOSLAVIA	2 584	6 454	4 127
IMPORTS	721 202	1 516 917	945 596	TURKEY	350	1 310	816
FRANCE	20 804	58 537	36 423	SOVIET UNION	479	1 503	947
BELGIUM LUX	31 752	74 504	46 543	POLAND	2 376	4 333	2 759
NETHERLANDS	35 147	66 228	41 495	CZECHOSLOVA	270	615	387
ITALY	47 193	255 045	158 133	HUNGARY	1 137	2 887	1 695
UNITD KINGDOM	7 148	18 321	11 417	ROMANIA	34	54	33
IRELAND	714	1 771	1 107	BULGARIA	56	107	64
DENMARK	1 346	6 485	4 118	MOROCCO	35	189	104
GREECE	143	768	472	TUNISIA	93	111	67
PORTUGAL	412	743	451	LIBYA	16	68	39
SPAIN	3 159	4 972	3 048	NIGERIA	24	94	56
NORWAY	31	116	70	CAMEROON	3	86	50
SWEDEN	405	825	514	ANGOLA	13	150	89
FINLAND	79	311	189	KENYA	2	77	48
SWITZERLAND	7 457	14 823	9 261	REUNION	7	66	40
AUSTRIA	1 879	7 303	4 539	SOUTH AFRICA	117	281	176
MALTA	1 212	3 845	2 397	USA	4 024	31 651	19 588
YUGOSLAVIA	12 346	15 552	9 690	CANADA	366	2 140	1 319
TURKEY	7 411	36 201	22 690	MEXICO	87	424	266
SOVIET UNION	38	50	33	BERMUDA	15	70	44
POLAND	21 738	22 388	13 944	COSTA RICA	18	50	32
CZECHOSLOVA	11 770	20 172	12 525	PANAMA	3	64	43
HUNGARY	23 293	19 156	11 950	BAHAMAS	13	202	122
ROMANIA	1 022	2 282	1 421	AM VIRGIN IS	9	370	236
BULGARIA	2 323	1 161	735	GUADELOUPE	24	111	70
MOROCCO	1 595	801	500	ARUBA	16	71	47
TUNISIA	1 061	4 560	2 840	NETH ANTILL	42	177	109
EGYPT	547	3 485	2 183	COLOMBIA	22	79	53
ETHIOPIA	69	181	107	VENEZUELA	7	151	97
KENYA	65	93	60	BRAZIL	687	3 298	2 041
TANZANIA	159	108	72	CHILE	13	96	60
MADAGASCAR	209	124	78	PARAGUAY	26	88	56
MAURITIUS	77	180	116	CYPRUS	34	137	83
SOUTH AFRICA	30	926	586	LEBANON	56	201	124
USA	3 165	11 552	7 218	IRAN	8	47	30
CANADA	172	312	195	ISRAEL	642	1 330	844
MEXICO	219	732	449	SAUDI ARABIA	165	2 247	1 377
GUATEMALA	35	174	104	KUWAIT	34	638	376
EL SALVADOR	102	127	83	BAHRAIN	51	371	228
ST LUCIA	268	407	249	QATAR	10	139	84
COLOMBIA	815	3 633	2 299	ARAB EMIRAT	87	817	501
VENEZUELA	48	48	32	OMAN	7	103	63
BRAZIL	705	4 480	2 800	INDIA	15	50	30
CHILE	11	54	35	THAILAND	7	118	73
				INDONESIA	23	244	156
				MALAYSIA	74	673	430

6 IMPORTS AND EXPORTS (SPECIAL TRADE) BY GROUPS OF THE SITC-REV. III AND BY COUNTRIES OF PRODUCTION AND CONSUMPTION 1990

GROUP COUNTRY	DT = 100 KG	1 000 DM	1 000 \$	GROUP COUNTRY	DT = 100 KG	1 000 DM	1 000 \$
SINGAPORE	448	11 725	7 295	EXPORTS	293 853	2 333 676	1 451 353
PHILIPPINES	18	1 090	682	FRANCE	27 278	229 564	142 380
CHINA	124	259	153	BELGIUM LUX	47 783	327 272	204 737
NORTH KOREA	3	84	56	NETHERLANDS	74 329	540 983	334 790
SOUTH KOREA	92	1 812	1 131	ITALY	11 769	106 891	66 570
JAPAN	2 449	57 689	35 777	UNITD KINGDOM	19 981	194 423	120 974
TAIWAN	164	1 745	1 075	IRELAND	1 878	19 708	12 309
HONG KONG	1 481	23 931	14 858	DENMARK	5 670	35 621	22 123
AUSTRALIA	192	1 012	621	GREECE	2 256	16 383	10 269
NEW ZEALAND	22	111	65	PORTUGAL	4 409	14 812	9 203
AMER OCEANIA	2	184	114	SPAIN	6 015	42 352	26 606
SHIPS SUPPL	1	346	214	CANARY IS	43	383	235
841 MENS,BOYS CLOTHNG,X-KNIT				CEUTA MEL	3	53	35
IMPORTS	1 662 643	7 242 674	4 508 852	ICELAND	388	4 307	2 705
FRANCE	17 724	110 145	69 168	NORWAY	1 158	14 203	8 877
BELGIUM LUX	39 968	180 187	112 096	SWEDEN	5 255	42 047	26 821
NETHERLANDS	20 817	110 257	68 844	FINLAND	5 832	11 568	7 194
ITALY	138 259	814 059	505 049	SWITZERLAND	23 606	229 478	142 606
UNITD KINGDOM	24 088	104 125	65 178	AUSTRIA	29 899	297 433	185 207
IRELAND	870	4 863	3 017	ANDORRA	17	357	220
DENMARK	7 027	33 483	20 943	GIBRALTAR	4	52	33
GREECE	21 019	93 878	58 407	MALTA	2 199	13 278	8 119
PORTUGAL	37 578	230 706	143 447	YUGOSLAVIA	7 594	22 643	14 239
SPAIN	1 498	8 066	4 948	TURKEY	300	1 065	653
NORWAY	38	221	137	SOVIET UNION	1 284	6 555	3 994
SWEDEN	244	2 902	1 784	POLAND	4 616	13 083	8 260
FINLAND	577	8 540	5 324	CZECHOSLOVA	483	2 588	1 608
SWITZERLAND	4 580	66 898	41 570	HUNGARY	1 169	4 503	2 823
AUSTRIA	14 777	125 960	78 200	ROMANIA	88	557	334
MALTA	16 780	94 475	58 896	BULGARIA	45	198	124
YUGOSLAVIA	148 743	964 887	598 673	ALBANIA	223	239	158
TURKEY	120 912	534 381	332 835	MOROCCO	169	584	363
SOVIET UNION	122	482	288	TUNISIA	4 716	17 524	10 881
POLAND	59 883	290 776	181 860	LIBYA	12	120	73
CZECHOSLOVA	27 961	86 889	54 239	EGYPT	13	217	136
HUNGARY	15 819	68 550	42 755	NIGERIA	7	187	115
ROMANIA	31 379	137 735	85 629	CAMEROON	3	60	38
BULGARIA	7 607	22 048	13 745	ZAIRE	11	79	39
ALBANIA	845	1 756	1 103	ETHIOPIA	9	191	114
MOROCCO	11 287	45 311	28 186	KENYA	3	60	40
TUNISIA	80 832	328 553	204 076	MAURITIUS	34	822	521
EGYPT	2 440	5 691	3 571	SOUTH AFRICA	2 420	34 143	20 979
ETHIOPIA	53	123	72	USA	1 476	34 446	21 275
MOZAMBIQUE	21	61	39	CANADA	1	64	36
MAURITIUS	2 834	25 391	15 815	GREENLAND	135	3 264	2 107
ZAMBIA	1 006	1 537	921	MEXICO	8	160	97
ZIMBABWE	1 065	2 150	1 326	PANAMA	1	50	31
SOUTH AFRICA	7 881	9 897	6 259	BAHAMAS	21	272	162
BOTSWANA	108	117	77	NETH ANTILL	20	54	33
LESOTHO	183	754	460	BRAZIL	5	75	45
USA	15 744	63 153	40 226	CHILE	10	111	70
CANADA	183	992	613	PARAGUAY	189	1 078	663
MEXICO	77	473	298	CYPRUS	136	2 275	1 453
HAITI	613	1 232	796	LEBANON	2	68	41
COLOMBIA	1 686	4 339	2 696	SYRIA	44	497	299
ECUADOR	52	257	170	IRAQ	14	125	76
PERU	33	104	64	IRAN	38	421	256
BRAZIL	870	1 926	1 211	ISRAEL	19	264	165
CHILE	144	223	140	JORDAN	263	3 420	2 100
PARAGUAY	2 633	3 945	2 489	SAUDI ARABIA	348	4 404	2 607
URUGUAY	149	673	432	KUWAIT	15	423	267
ARGENTINA	3 792	5 870	3 681	BAHRAIN	2	111	70
CYPRUS	2 172	6 670	4 114	QATAR	158	2 655	1 615
LEBANON	39	135	88	ARAB EMIRAT	8	149	92
SYRIA	525	2 680	1 754	OMAN	3	93	57
IRAN	1 613	3 867	2 490	THAILAND	5	86	47
ISRAEL	1 506	9 384	5 924	VIETNAM	24	236	143
JORDAN	421	913	572	INDONESIA	6	207	131
QATAR	420	1 429	939	MALAYSIA	35	1 040	647
ARAB EMIRAT	11 727	32 078	20 203	SINGAPORE	1 180	1 570	969
OMAN	18	53	36	CHINA	82	2 009	1 252
AFGHANISTAN	17	130	87	SOUTH KOREA	645	14 306	8 894
PAKISTAN	16 897	34 318	21 339	JAPAN	113	2 126	1 322
INDIA	59 090	233 084	144 045	TAIWAN	522	8 665	5 457
BANGLADESH	40 370	82 296	51 534	HONG KONG	232	866	534
SRI LANKA	15 567	42 424	26 442	AUSTRALIA	20	528	321
NEPAL	26	62	36	NEW ZEALAND			
MYANMAR	156	187	125				
THAILAND	33 625	98 245	60 936	842 WOMEN,GIRL CLOTHNG,XKNIT			
LAOS	116	328	201	IMPORTS	1 572 792	9 360 752	5 806 127
VIETNAM	6 754	15 178	9 465	FRANCE	40 985	413 417	257 151
CAMBODIA	218	706	470	BELGIUM LUX	13 909	116 449	72 467
INDONESIA	25 937	70 970	44 278	NETHERLANDS	50 007	362 217	225 941
MALAYSIA	11 378	33 143	20 503	ITALY	117 195	974 119	604 290
SINGAPORE	7 744	21 371	13 349	UNITD KINGDOM	20 549	170 680	106 870
PHILIPPINES	13 435	35 564	22 021	IRELAND	2 627	8 715	5 408
CHINA	163 717	674 353	422 735	DENMARK	10 729	54 082	33 782
NORTH KOREA	5 586	18 595	11 623	GREECE	83 553	535 400	331 581
SOUTH KOREA	55 949	245 835	153 049	PORTUGAL	52 013	391 808	242 605
JAPAN	22 961	82 566	51 339	SPAIN	2 010	17 481	10 799
TAIWAN	17 699	61 594	38 222	ICELAND	16	195	122
HONG KONG	220 997	756 443	470 271	NORWAY	19	252	153
MACAO	33 029	78 474	48 614	SWEDEN	104	1 383	872
NEW ZEALAND	18	117	75	FINLAND	708	12 604	7 870

6 IMPORTS AND EXPORTS (SPECIAL TRADE) BY GROUPS OF THE SITC-REV. III AND BY COUNTRIES OF PRODUCTION AND CONSUMPTION 1990

GROUP COUNTRY	DT = 100 KG	1 000 DM	1 000 \$	GROUP COUNTRY	DT = 100 KG	1 000 DM	1 000 \$
SWITZERLAND	4 049	81 123	50 186	ZAIRE	3	51	30
AUSTRIA	18 967	219 969	136 429	ETHIOPIA	3	74	31
VATICAN CITY		53	32	KENYA	3	105	62
MALTA	6 928	50 672	31 371	REUNION		119	75
YUGOSLAVIA	144 997	1 058 147	655 840	SOUTH AFRICA	127	3 242	2 045
TURKEY	145 064	685 481	424 680	BOTSWANA		72	42
SOVIET UNION	292	1 784	1 138	USA	4 728	142 803	89 247
POLAND	49 027	332 523	207 768	CANADA	3 539	63 537	39 169
CZECHOSLOVA	7 309	37 059	23 130	GREENLAND	3	113	67
HUNGARY	34 039	246 009	152 293	MEXICO	38	971	610
ROMANIA	38 133	196 967	121 689	BERMUDA	5	282	175
BULGARIA	6 880	38 855	24 082	COSTA RICA	2	94	51
ALBANIA	2 327	10 856	6 777	JAMAICA		94	52
MOROCCO	50 004	258 039	160 228	ARUBA	6	160	92
TUNISIA	45 435	210 777	130 664	NETH ANTILL	21	486	291
EGYPT	1 241	3 073	1 902	VENEZUELA	10	57	30
MAURITIUS	2 498	8 348	5 227	BRAZIL		60	33
ZIMBABWE	482	2 871	1 784	CHILE	37	584	363
SOUTH AFRICA	2 717	10 737	6 632	PARAGUAY	10	123	79
BOTSWANA	5	52	34	URUGUAY	6	78	40
LESOTHO	105	160	97	ARGENTINA	2	64	34
USA	1 033	9 606	5 994	CYPRUS	64	799	430
CANADA	44	796	478	LEBANON	132	2 815	1 764
MEXICO	40	423	262	SYRIA	3	99	69
GUATEMALA	38	358	225	IRAQ	7	138	77
COLOMBIA	1 048	3 802	2 331	ISRAEL	305	4 316	2 680
PERU	22	63	40	JORDAN	50	1 233	759
BRAZIL	3 050	8 468	5 279	SAUDI ARABIA	308	5 755	3 524
PARAGUAY	95	234	147	KUWAIT	290	4 980	2 954
URUGUAY	101	385	247	BAHRAIN	8	564	349
CYPRUS	1 534	13 802	8 621	QATAR	8	203	120
LEBANON	18	69	46	ARAB EMIRAT	586	3 005	1 841
SYRIA	312	1 009	619	OMAN	2	172	102
IRAN	40	81	53	VIETNAM	8	74	41
ISRAEL	2 483	21 877	13 516	INDONESIA	4	590	362
JORDAN	42	156	92	MALAYSIA	10	170	100
KUWAIT	22	226	139	BRUNEI		47	31
QATAR	7	49	31	SINGAPORE	135	5 469	3 394
ARAB EMIRAT	2 521	8 342	5 236	PHILIPPINES	4	129	78
OMAN	226	788	524	CHINA	20	170	106
PAKISTAN	34 089	77 641	47 999	NORTH KOREA	1	204	132
INDIA	69 990	329 840	202 913	SOUTH KOREA	35	2 780	1 706
BANGLADESH	5 883	17 028	10 747	JAPAN	1 090	54 180	33 473
SRI LANKA	11 272	55 636	34 553	TAIWAN	226	9 403	5 788
NEPAL	132	480	296	HONG KONG	1 027	34 914	21 709
THAILAND	29 074	113 673	70 080	MACAO		122	70
LAOS	309	1 214	785	AUSTRALIA	435	10 803	6 677
VIETNAM	6 793	24 893	15 814	NEW ZEALAND	1	275	162
CAMBODIA	54	115	77	UNID COUNTR	6	54	34
INDONESIA	28 608	101 154	62 754				
MALAYSIA	10 363	44 590	27 540	843 MENS,BOYS CLOTHING,KNIT			
SINGAPORE	4 882	16 567	10 299	IMPORTS	265 186	912 539	565 560
PHILIPPINES	17 265	60 498	37 810	FRANCE	4 410	34 342	21 060
CHINA	171 837	786 932	489 411	BELGIUM LUX	2 016	9 514	5 931
NORTH KOREA	7 306	25 038	15 597	NETHERLANDS	5 060	16 768	10 529
SOUTH KOREA	30 802	169 252	104 725	ITALY	28 941	142 485	88 506
JAPAN	1 506	6 766	4 190	UNTD KINGDOM	3 187	15 398	9 701
TAIWAN	27 578	135 530	82 996	IRELAND	6 894	28 832	17 867
HONG KONG	128 917	758 895	465 676	DENMARK	1 824	5 600	3 488
MACAO	18 405	51 695	31 903	GREECE	20 116	68 963	42 862
EXPORTS	370 124	4 624 246	2 860 788	PORTUGAL	17 605	67 911	42 195
FRANCE	29 456	332 517	205 240	SPAIN	814	3 794	2 323
BELGIUM LUX	28 018	372 808	229 719	ICELAND	10	133	85
NETHERLANDS	88 030	961 250	593 174	NORWAY	57	365	227
ITALY	6 685	95 728	59 426	SWEDEN	30	343	218
UNTD KINGDOM	42 158	594 972	369 901	FINLAND	129	1 377	856
IRELAND	6 163	76 705	47 398	SWITZERLAND	3 128	28 066	17 490
DENMARK	12 343	97 621	60 482	AUSTRIA	1 189	11 804	7 304
GREECE	9 807	54 970	34 300	MALTA	286	1 689	1 049
PORTUGAL	1 341	17 968	11 127	YUGOSLAVIA	7 909	29 387	18 420
SPAIN	5 778	70 809	43 904	TURKEY	20 615	66 427	41 004
CANARY IS	174	2 525	1 568	SOVIET UNION		447	353
CEUTA MEL		57	30	POLAND	4 556	10 507	6 594
ICELAND	421	5 991	3 748	CZECHOSLOVA	2 129	4 197	2 612
NORWAY	5 423	83 479	51 505	HUNGARY	1 883	5 863	3 682
SWEDEN	7 404	113 635	70 029	ROMANIA	2 682	4 025	2 493
FINLAND	3 421	50 215	30 883	BULGARIA	2 152	3 407	2 167
SWITZERLAND	41 184	603 353	372 636	MOROCCO	492	2 113	1 339
AUSTRIA	49 650	629 025	389 921	TUNISIA	2 420	7 754	4 838
ANDORRA	33	1 565	965	EGYPT	1 327	3 035	1 902
GIBRALTAR	2	269	156	ETHIOPIA		109	244
MALTA	63	774	483	MAURITIUS	2 341	6 898	4 322
YUGOSLAVIA	6 803	31 136	19 477	ZIMBABWE	81	206	121
TURKEY	216	1 753	1 080	SOUTH AFRICA	1 561	4 821	2 985
SOVIET UNION	1 676	13 963	8 608	LESOTHO	119	643	387
POLAND	3 342	17 766	11 097	USA	353	2 266	1 395
CZECHOSLOVA	467	2 906	1 812	CANADA	164	944	612
HUNGARY	2 027	11 641	7 253	COLOMBIA	147	315	190
ROMANIA	311	960	608	PERU	47	160	96
BULGARIA	287	947	564	BRAZIL	931	3 306	2 005
ALBANIA	155	861	546	PARAGUAY	30	56	36
MOROCCO	1 410	7 004	4 339	CYPRUS	165	813	500
TUNISIA	2 496	10 417	6 509	LEBANON	46	192	122
EGYPT	13	993	601	SYRIA	460	1 215	758
CENT AFR REP	4	91	55	IRAN	60	193	116

6 IMPORTS AND EXPORTS (SPECIAL TRADE) BY GROUPS OF THE SITC-REV. III AND BY COUNTRIES OF PRODUCTION AND CONSUMPTION 1990

GROUP COUNTRY	DT = 100 KG	1 000 DM	1 000 \$	GROUP COUNTRY	DT = 100 KG	1 000 DM	1 000 \$
ISRAEL	754	4 825	2 983	EGYPT	644	1 740	1 075
JORDAN	50	94	62	NIGER	16	67	43
ARAB EMIRAT	1 327	2 338	1 419	MAURITIUS	2 213	7 540	4 643
PAKISTAN	7 407	11 864	7 327	ZIMBABWE	30	69	42
INDIA	2 483	6 031	3 669	SOUTH AFRICA	740	2 897	1 657
BANGLADESH	905	1 649	1 019	SWAZILAND	54	173	109
MALDIVES	51	120	78	LESOTHO	96	217	142
SRI LANKA	2 254	4 665	2 905	USA	623	4 970	3 089
THAILAND	7 781	24 932	15 192	CANADA	7	212	135
VIETNAM	38	53	35	MEXICO	19	128	79
INDONESIA	5 371	13 768	8 435	COSTA RICA	7	46	30
MALAYSIA	1 609	5 004	3 055	PERU	81	159	102
BRUNEI	20	78	46	BRAZIL	3 041	10 035	6 093
SINGAPORE	2 039	6 429	3 891	CHILE	73	279	175
PHILIPPINES	9 386	20 455	12 476	BOLIVIA	7	65	41
CHINA	36 272	73 217	45 899	PARAGUAY	80	158	95
SOUTH KOREA	6 427	19 645	12 038	URUGUAY	15	154	100
JAPAN	14	207	123	CYPRUS	277	1 515	954
TAIWAN	6 066	23 467	14 404	LEBANON	72	287	174
HONG KONG	21 025	79 498	48 942	SYRIA	151	433	282
MACAO	4 952	17 133	10 582	IRAN	91	171	108
EXPORTS	37 890	167 875	103 999	ISRAEL	4 535	25 301	15 610
FRANCE	3 544	15 550	9 592	SAUDI ARABIA	27	75	45
BELGIUM LUX	4 009	22 143	13 665	ARAB EMIRAT	381	1 066	649
NETHERLANDS	6 011	25 075	15 512	PAKISTAN	19 881	29 598	18 275
ITALY	1 010	7 104	4 412	INDIA	11 370	31 926	19 404
UNITED KINGDOM	3 296	12 013	7 456	BANGLADESH	370	668	411
IRELAND	360	1 286	790	SRI LANKA	1 276	4 960	3 067
DENMARK	842	3 223	1 989	THAILAND	8 910	29 353	18 180
GREECE	2 086	7 813	4 831	INDONESIA	9 200	25 957	16 038
PORTUGAL	1 292	2 360	1 450	MALAYSIA	8 298	23 285	14 293
SPAIN	814	3 977	2 452	SINGAPORE	3 224	9 829	6 068
CANARY IS	20	139	88	PHILIPPINES	7 169	15 875	9 819
ICELAND	51	374	227	CHINA	32 674	73 906	46 277
NORWAY	43	361	223	SOUTH KOREA	2 261	9 539	5 955
SWEDEN	120	1 084	665	JAPAN	86	726	443
FINLAND	101	879	548	TAIWAN	7 795	26 419	16 372
SWITZERLAND	3 016	20 840	12 895	HONG KONG	33 693	143 394	88 814
AUSTRIA	3 580	21 262	13 245	MACAO	4 042	14 994	9 273
GIBRALTAR	95	82	48	EXPORTS	104 251	735 130	455 951
YUGOSLAVIA	2 104	5 267	3 264	FRANCE	11 243	73 959	45 873
TURKEY	26	122	75	BELGIUM LUX	9 554	74 374	46 046
SOVIET UNION	286	1 398	884	NETHERLANDS	20 975	147 594	91 356
POLAND	715	2 641	1 709	ITALY	1 722	15 320	9 535
CZECHOSLOVAKIA	83	246	162	UNITED KINGDOM	5 137	35 473	21 860
HUNGARY	711	1 931	1 212	IRELAND	235	3 276	2 021
BULGARIA	1 063	1 414	862	DENMARK	2 096	12 918	8 000
TUNISIA	2 142	3 328	2 070	GREECE	2 274	8 290	5 107
USA	86	1 057	660	PORTUGAL	2 858	7 048	4 375
CANADA	19	293	174	SPAIN	769	6 911	4 332
MEXICO	6	68	44	CANARY IS	28	380	229
CYPRUS	4	56	34	ICELAND	98	1 006	626
LEBANON	9	79	51	NORWAY	733	7 170	4 480
JORDAN	3	76	45	SWEDEN	659	6 771	4 194
SAUDI ARABIA	51	341	211	FINLAND	477	4 925	3 100
KUWAIT	4	51	31	SWITZERLAND	13 247	120 107	74 412
ARAB EMIRAT	7	67	41	AUSTRIA	13 401	110 889	69 199
INDONESIA	40	101	59	ANDORRA	5	126	74
SINGAPORE	5	88	54	YUGOSLAVIA	10 215	47 139	29 307
CHINA	17	76	46	TURKEY	96	400	245
JAPAN	140	2 694	1 674	SOVIET UNION	147	1 045	654
TAIWAN	11	171	106	POLAND	982	2 814	1 735
HONG KONG	16	194	117	CZECHOSLOVAKIA	216	816	504
844 WOMEN, GIRLS CLOTHNG. KNIT				HUNGARY	3 501	16 399	10 183
IMPORTS	529 746	2 173 899	1 353 613	ROMANIA	56	190	120
FRANCE	11 585	95 504	59 560	BULGARIA	54	252	151
BELGIUM LUX	4 992	28 242	17 647	ALBANIA	46	235	155
NETHERLANDS	14 337	61 536	38 471	MOROCCO	525	2 500	1 537
ITALY	28 911	228 095	142 164	TUNISIA	1 218	4 068	2 522
UNITED KINGDOM	8 489	46 819	29 722	UGANDA	7	94	56
IRELAND	974	8 161	5 086	TANZANIA	5	71	42
DENMARK	4 554	30 643	19 313	SOUTH AFRICA	14	210	126
GREECE	34 905	161 852	100 785	USA	575	5 797	3 619
PORTUGAL	21 847	89 800	55 855	CANADA	284	3 789	2 348
SPAIN	1 039	9 146	5 681	MEXICO	2	72	50
ICELAND	23	298	189	COSTA RICA	10	180	112
NORWAY	93	632	394	ARUBA	2	85	51
SWEDEN	76	1 050	642	CYPRUS	20	81	45
FINLAND	2 552	24 106	14 800	LEBANON	20	302	186
SWITZERLAND	4 977	59 998	37 417	ISRAEL	37	365	222
AUSTRIA	3 994	38 837	24 149	JORDAN	5	62	35
MALTA	1 625	13 058	8 087	SAUDI ARABIA	310	2 278	1 399
YUGOSLAVIA	27 211	144 162	89 945	KUWAIT	50	784	454
TURKEY	136 996	406 086	253 083	BAHRAIN	3	76	46
POLAND	5 294	20 067	12 723	QATAR	4	94	56
CZECHOSLOVAKIA	7 069	19 431	12 131	ARAB EMIRAT	67	640	389
HUNGARY	8 909	41 116	25 542	MALAYSIA	2	77	51
ROMANIA	2 243	10 154	6 361	SINGAPORE	2	157	97
BULGARIA	1 520	5 239	3 248	SOUTH KOREA	3	142	84
ALBANIA	54	321	207	JAPAN	156	4 551	3 029
MOROCCO	17 285	85 526	53 409	TAIWAN	21	714	450
TUNISIA	8 582	45 806	28 722	HONG KONG	29	624	386
				AUSTRALIA	22	585	360

6 IMPORTS AND EXPORTS (SPECIAL TRADE) BY GROUPS OF THE SITC-REV. III AND BY COUNTRIES OF PRODUCTION AND CONSUMPTION 1990

GROUP COUNTRY	DT = 100 KG	1 000 DM	1 000 \$	GROUP COUNTRY	DT = 100 KG	1 000 DM	1 000 \$
845 OTHR.TEXTILE APPAREL,NES				NETHERLANDS			
IMPORTS	1 782 477	8 255 831	5 146 404	ITALY	47 265	328 223	203 410
FRANCE	24 691	274 190	170 919	UNTD KINGDOM	7 680	63 907	39 678
BELGIUM LUX	14 237	66 254	41 632	IRELAND	17 503	142 492	88 575
NETHERLANDS	56 395	262 087	163 684	DENMARK	1 038	12 535	7 815
ITALY	303 729	2 164 842	1 353 870	GREECE	7 450	36 973	22 889
UNTD KINGDOM	30 108	172 137	108 552	PORTUGAL	3 319	18 872	11 687
IRELAND	9 019	30 360	19 024	SPAIN	2 226	13 663	8 484
DENMARK	16 363	104 320	65 514	CANARY IS	2 353	20 117	12 518
GREECE	139 855	559 609	346 809	ICELAND	105	1 212	743
PORTUGAL	100 441	409 882	254 992	NORWAY	470	4 534	2 833
SPAIN	3 992	20 610	12 708	SWEDEN	1 329	14 896	9 221
ICELAND	132	1 458	929	FINLAND	1 896	22 396	13 810
NORWAY	241	2 335	1 454	SWITZERLAND	943	11 118	6 874
SWEDEN	1 019	9 731	6 027	AUSTRIA	26 457	257 709	159 543
FINLAND	499	7 192	4 437	ANDORRA	33 995	284 766	177 057
SWITZERLAND	5 348	59 037	36 963	GIBRALTAR	25	590	371
AUSTRIA	10 988	137 636	85 692	MALTA	68	598	369
MALTA	3 400	12 563	7 820	YUGOSLAVIA	16 406	81 574	50 730
YUGOSLAVIA	63 358	334 800	207 497	TURKEY	510	3 212	2 017
TURKEY	228 569	888 632	552 524	SOVIET UNION	854	7 374	4 676
SOVIET UNION	427	585	371	POLAND	3 761	12 735	8 114
POLAND	16 083	44 133	27 703	CZECHOSLOVA	765	4 741	2 985
CZECHOSLOVA	9 204	24 891	15 470	HUNGARY	6 444	49 103	30 587
HUNGARY	11 038	84 674	52 597	ROMANIA	208	740	458
ROMANIA	11 706	26 829	16 639	BULGARIA	910	1 584	977
BULGARIA	9 364	20 705	13 013	ALBANIA	205	589	362
ALBANIA	69	336	212	MOROCCO	218	555	348
MOROCCO	10 434	34 087	21 328	TUNISIA	3 458	12 379	7 676
TUNISIA	12 574	52 887	32 889	LIBYA	22	574	347
EGYPT	10 163	23 841	14 757	EGYPT	7	246	150
NIGER	6	55	35	SIERRA LEONE	28	73	41
SIERRA LEONE	896	1 143	712	NIGERIA	2	87	49
ETHIOPIA	370	867	516	ANGOLA	43	314	185
KENYA	235	459	299	ETHIOPIA	31	89	50
TANZANIA	1 377	2 333	1 431	UGANDA	20	225	132
MOZAMBIQUE	46	119	79	TANZANIA	18	80	47
MADAGASCAR	275	905	586	SOUTH AFRICA	34	780	488
MAURITIUS	26 018	108 374	67 840	USA	1 813	39 605	24 726
ZIMBABWE	265	939	569	CANADA	860	15 229	9 409
SOUTH AFRICA	3 808	6 452	3 977	MEXICO	28	547	334
SWAZILAND	248	461	295	BERMUDA	5	129	77
LESOTHO	144	921	545	PANAMA	7	84	49
USA	6 926	29 951	18 661	NETH ANTILL	5	95	53
CANADA	235	1 330	832	CHILE	29	391	238
MEXICO	101	610	385	PARAGUAY	16	80	47
HONDURAS	64	691	427	URUGUAY	4	60	36
PANAMA	82	65	38	CYPRUS	74	557	342
HAITI	70	95	63	LEBANON	148	2 017	1 271
DOMINIC REP	6	66	40	IRAN	36	155	99
JAMAICA	769	3 481	2 200	ISRAEL	561	4 445	2 736
COLOMBIA	708	2 386	1 512	JORDAN	19	399	248
ECUADOR	1 129	2 204	1 390	SAUDI ARABIA	284	3 505	2 151
PERU	3 619	9 005	5 582	KUWAIT	111	1 885	1 112
BRAZIL	20 353	49 991	30 500	BAHRAIN	11	251	148
CHILE	199	1 181	748	QATAR	18	290	173
BOLIVIA	94	893	574	ARAB EMIRAT	166	1 524	926
PARAGUAY	511	723	441	PAKISTAN	211	446	267
URUGUAY	56	332	206	THAILAND	4	88	54
ARGENTINA	31	224	139	INDONESIA	3	109	67
CYPRUS	632	2 954	1 772	SINGAPORE	29	1 015	623
LEBANON	260	1 160	707	PHILIPPINES	55	115	69
SYRIA	2 694	4 824	3 031	CHINA	332	672	406
IRAN	398	835	537	SOUTH KOREA	56	1 125	687
ISRAEL	5 780	51 293	31 905	JAPAN	588	18 029	11 246
SAUDI ARABIA	566	881	561	TAIWAN	95	2 400	1 509
BAHRAIN	62	110	65	HONG KONG	273	5 781	3 639
QATAR	31	108	65	AUSTRALIA	94	2 333	1 428
ARAB EMIRAT	13 005	23 510	14 543	NEW ZEALAND	5	106	63
SOUTH YEMEN	45	65	40	AMER OCEANIA	52	52	31
PAKISTAN	35 613	55 332	34 543	846 CLOTHING ACCESSRS,FABRIC			
INDIA	41 321	127 523	77 868	IMPORTS	495 177	1 663 112	1 036 827
BANGLADESH	25 102	39 528	24 485	FRANCE	9 136	68 512	42 540
MALDIVES	360	901	553	BELGIUM LUX	5 233	18 499	11 448
SRI LANKA	8 447	23 638	14 536	NETHERLANDS	7 644	29 946	18 897
NEPAL	402	594	371	ITALY	133 361	557 045	347 871
THAILAND	39 356	128 557	79 498	UNTD KINGDOM	3 991	25 703	16 275
LAOS	438	916	578	IRELAND	391	4 367	2 723
INDONESIA	35 625	94 392	58 686	DENMARK	7 915	15 709	9 788
MALAYSIA	13 863	43 422	26 986	GREECE	13 567	37 534	23 394
SINGAPORE	15 080	52 921	32 565	PORTUGAL	51 086	96 787	60 463
PHILIPPINES	24 926	70 688	43 770	SPAIN	421	2 489	1 533
CHINA	117 169	366 922	229 351	CEUTA MEL	121	196	119
SOUTH KOREA	39 749	136 706	86 360	NORWAY	64	371	234
JAPAN	252	1 992	1 234	SWEDEN	413	3 502	2 196
TAIWAN	38 150	154 284	96 445	FINLAND	40	405	249
HONG KONG	115 523	650 300	405 662	SWITZERLAND	2 982	40 774	25 450
MACAO	33 826	160 644	100 531	AUSTRIA	12 858	64 594	40 527
AUSTRALIA	1 567	3 477	2 149	MALTA	70	152	95
NEW ZEALAND	13	114	70	YUGOSLAVIA	43 278	153 620	95 343
EXPORTS	231 068	1 833 325	1 137 561	TURKEY	42 108	76 408	47 589
FRANCE	19 244	141 546	87 741	SOVIET UNION	55	84	49
BELGIUM LUX	17 709	175 240	108 491	POLAND	2 815	4 848	3 109
				CZECHOSLOVA	3 554	7 825	4 860

6 IMPORTS AND EXPORTS (SPECIAL TRADE) BY GROUPS OF THE SITC-REV. III AND BY COUNTRIES OF PRODUCTION AND CONSUMPTION 1990

GROUP COUNTRY	DT = 100 KG	1 000 DM	1 000 \$	GROUP COUNTRY	DT = 100 KG	1 000 DM	1 000 \$
HUNGARY	5 574	16 592	10 320	SINGAPORE	99	796	487
ROMANIA	3 857	8 039	4 956	PHILIPPINES	113	371	230
MOROCCO	8 362	13 282	8 245	MONGOLIA	15	95	57
TUNISIA	7 399	30 475	18 825	CHINA	39	210	131
MAURITIUS	230	501	313	SOUTH KOREA	57	1 291	796
SOUTH AFRICA	1 886	3 460	2 160	JAPAN	431	8 982	5 583
USA	6 778	22 225	13 806	TAIWAN	137	2 748	1 676
CANADA	220	590	370	HONG KONG	446	4 235	2 627
GUATEMALA	43	198	122	AUSTRALIA	359	2 270	1 406
HAITI	219	678	435	NEW ZEALAND	26	263	164
BARBADOS	62	248	148	AMER OCEANIA	2	47	30
URUGUAY	26	124	83	SHIPS SUPPL		1 478	916
SYRIA	203	329	213				
ISRAEL	3 846	18 621	11 580	848 CLOTHNG,NONTXTL;HEADGEAR			
BAHRAIN	6	47	32	IMPORTS	563 350	2 515 002	1 572 016
PAKISTAN	13 637	13 455	8 298	FRANCE	6 426	32 869	20 436
INDIA	8 013	45 204	27 885	BELGIUM LUX	15 420	27 065	16 749
BANGLADESH	1 646	1 746	1 094	NETHERLANDS	18 135	56 560	35 328
SRI LANKA	10 940	29 490	18 441	ITALY	39 472	295 267	184 122
NEPAL	43	109	70	UNTD KINGDOM	6 137	33 730	21 222
THAILAND	4 290	11 237	6 961	IRELAND	267	2 594	1 618
INDONESIA	1 855	4 007	2 492	DENMARK	1 563	6 477	4 054
MALAYSIA	5 126	20 595	12 753	GREECE	2 570	165 517	103 919
SINGAPORE	43	223	139	PORTUGAL	1 508	5 486	3 424
PHILIPPINES	1 408	4 554	2 895	SPAIN	3 248	12 431	7 745
CHINA	24 010	59 654	37 169	NORWAY	71	807	503
SOUTH KOREA	22 168	76 534	47 452	SWEDEN	2 114	7 877	4 923
JAPAN	3 185	23 735	14 763	FINLAND	250	7 974	5 046
TAIWAN	8 930	22 936	14 357	SWITZERLAND	1 439	9 522	5 923
HONG KONG	7 959	18 898	11 889	AUSTRIA	14 214	47 739	30 080
MACAO	2 243	5 596	3 546	MALTA	145	3 675	2 278
AUSTRALIA	7	125	77	YUGOSLAVIA	13 201	107 116	66 680
EXPORTS	184 756	899 204	560 379	TURKEY	52 471	490 046	309 303
FRANCE	9 838	67 090	41 881	SOVIET UNION	59	249	160
BELGIUM LUX	8 246	49 369	30 744	POLAND	3 575	17 643	11 113
NETHERLANDS	17 060	110 568	69 119	CZECHOSLOVA	1 957	7 331	4 596
ITALY	5 436	41 506	25 945	HUNGARY	1 348	17 034	10 704
UNTD KINGDOM	5 996	33 771	21 143	ROMANIA	43	313	194
IRELAND	747	4 679	2 912	BULGARIA	72	415	263
DENMARK	3 201	15 658	9 826	MOROCCO	793	1 839	1 165
GREECE	10 601	30 507	18 954	TUNISIA	1 483	10 396	6 400
PORTUGAL	16 929	40 309	25 080	EGYPT	52	671	417
SPAIN	970	7 150	4 506	MAURITIUS	285	2 986	1 822
CANARY IS	31	224	138	SOUTH AFRICA	38	249	160
ICELAND	373	2 601	1 636	USA	12 329	29 277	18 121
NORWAY	1 063	7 968	4 943	CANADA	202	1 353	836
SWEDEN	1 902	16 059	9 960	MEXICO	623	1 607	999
FINLAND	1 335	10 261	6 387	COLOMBIA	23	91	57
SWITZERLAND	8 979	66 811	41 631	VENEZUELA		66	42
AUSTRIA	15 848	96 905	60 355	BRAZIL	1 208	5 820	3 680
ANDORRA	53	497	304	CHILE	33	265	168
VATICAN CITY	16	46	31	BOLIVIA	11	90	53
MALTA	310	1 751	1 086	URUGUAY	2 722	25 801	16 308
YUGOSLAVIA	36 467	129 733	80 592	ARGENTINA	1 507	9 006	5 752
TURKEY	1 327	7 239	4 563	LEBANON	10	61	42
SOVIET UNION	1 449	4 645	2 943	IRAQ	67	462	282
POLAND	3 600	16 835	10 552	ISRAEL	228	1 504	915
CZECHOSLOVA	810	2 898	1 807	JORDAN	54	121	75
HUNGARY	6 470	22 218	13 891	QATAR	9	133	83
ROMANIA	1 290	5 636	3 482	AFGHANISTAN	44	67	42
BULGARIA	574	2 235	1 383	PAKISTAN	21 564	109 757	68 427
ALBANIA	30	236	146	INDIA	30 006	224 658	139 933
MOROCCO	8 082	10 899	6 815	BANGLADESH	12	126	80
ALGERIA	16	295	181	SRI LANKA	5 074	10 010	6 248
TUNISIA	8 249	28 646	17 744	THAILAND	35 392	32 731	20 347
EGYPT	84	357	219	VIETNAM	98	97	59
ANGOLA	2	59	34	INDONESIA	590	1 300	822
MAURITIUS	101	544	339	MALAYSIA	54 043	57 892	36 059
ZAMBIA	18	122	72	PHILIPPINES	989	2 968	1 890
SOUTH AFRICA-	57	332	203	CHINA	141 988	194 123	120 942
USA	3 101	23 884	14 912	SOUTH KOREA	38 868	360 582	224 076
CANADA	738	5 643	3 495	JAPAN	3 080	17 517	10 697
MEXICO	4	75	44	TAIWAN	14 639	22 053	13 657
NETH ANTILL	12	55	32	HONG KONG	8 868	30 653	19 076
BRAZIL	16	178	120	MACAO	175	556	350
CHILE	62	309	193	AUSTRALIA	75	351	223
PARAGUAY	54	184	114	NEW ZEALAND	378	1 590	1 007
URUGUAY	32	141	85	EXPORTS	104 032	760 592	474 711
CYPRUS	139	1 085	676	FRANCE	7 477	50 249	31 476
LEBANON	56	251	153	BELGIUM LUX	8 234	53 967	33 586
IRAQ	77	361	219	NETHERLANDS	15 038	70 062	43 682
IRAN	39	159	100	ITALY	6 154	71 317	44 862
ISRAEL	513	3 005	1 882	UNTD KINGDOM	4 720	32 618	20 470
JORDAN	20	106	68	IRELAND	657	3 526	2 226
SAUDI ARABIA	84	921	564	DENMARK	2 115	13 138	8 153
KUWAIT	40	277	164	GREECE	1 920	13 604	8 484
BAHRAIN	6	128	79	PORTUGAL	3 129	8 526	5 315
QATAR	7	53	32	SPAIN	3 777	21 010	13 172
ARAB EMIRAT	112	736	455	CANARY IS	24	339	214
PAKISTAN	34	210	133	ICELAND	130	836	523
INDIA	41	193	121	NORWAY	806	9 244	5 757
SRI LANKA	181	702	443	SWEDEN	1 845	13 443	8 335
THAILAND	25	260	161	FINLAND	1 020	7 011	4 343
INDONESIA	12	113	68				
MALAYSIA	18	138	83				

6 IMPORTS AND EXPORTS (SPECIAL TRADE) BY GROUPS OF THE SITC-REV. III AND BY COUNTRIES OF PRODUCTION AND CONSUMPTION 1990

GROUP COUNTRY	DT = 100 KG	1 000 DM	1 000 \$	GROUP COUNTRY	DT = 100 KG	1 000 DM	1 000 \$
SWITZERLAND	9 228	113 564	70 835	FINLAND	1 829	7 456	4 705
AUSTRIA	14 420	115 116	71 999	SWITZERLAND	9 611	64 522	39 797
ANDORRA	20	1 039	647	AUSTRIA	72 115	407 582	252 883
MALTA	273	1 304	814	MALTA	1 896	34 680	21 458
YUGOSLAVIA	5 125	21 757	13 652	YUGOSLAVIA	91 754	373 603	232 411
TURKEY	1 277	4 910	3 060	TURKEY	4 480	16 573	10 320
SOVIET UNION	501	9 805	6 110	SOVIET UNION	10 531	16 916	10 558
POLAND	2 936	7 811	4 946	POLAND	35 088	80 059	50 079
CZECHOSLOVA	626	3 742	2 366	CZECHOSLOVA	16 832	22 765	14 319
HUNGARY	767	4 483	2 775	HUNGARY	37 757	181 030	113 259
ROMANIA	764	3 553	2 194	ROMANIA	17 703	45 361	28 385
BULGARIA	207	1 041	653	BULGARIA	4 610	10 113	6 378
ALBANIA	81	82	53	MOROCCO	3 122	5 655	3 452
MOROCCO	837	4 394	2 732	ALGERIA	562	2 494	1 574
ALGERIA	180	1 049	630	TUNISIA	4 410	24 494	15 313
TUNISIA	1 310	3 443	2 142	EGYPT	100	309	190
LIBYA	491	1 552	977	SOUTH AFRICA	208	579	369
EGYPT	23	136	86	USA	10 622	34 508	21 154
MALI	3	58	36	CANADA	131	551	352
GUINEA	2	78	48	MEXICO	3 750	17 967	11 325
LIBERIA	25	56	30	GUATEMALA	46	157	96
IVORY COAST	8	50	31	PANAMA	30	180	111
GHANA	19	87	50	COLOMBIA	3 521	16 142	10 079
NIGERIA	249	362	221	VENEZUELA	242	1 185	743
CAMEROON	8	102	64	BRAZIL	31 852	126 543	78 539
ANGOLA	50	270	171	CHILE	402	1 402	909
ETHIOPIA	27	274	174	URUGUAY	407	1 821	1 156
KENYA	47	100	59	ARGENTINA	1 617	4 706	2 975
UGANDA	6	62	38	CYPRUS	90	415	256
TANZANIA	27	118	75	SYRIA	146	317	194
MOZAMBIQUE	18	135	85	ISRAEL	2 063	4 136	2 600
MADAGASCAR	9	123	79	PAKISTAN	2 059	4 255	2 649
MAURITIUS	25	106	63	INDIA	32 147	134 709	83 130
ZAMBIA	1	47	30	SRI LANKA	109	204	124
ZIMBABWE	7	56	34	THAILAND	54 053	104 297	63 895
SOUTH AFRICA	35	387	241	VIETNAM	1 485	1 062	632
USA	2 995	28 480	17 843	INDONESIA	33 466	61 158	37 861
CANADA	388	6 809	4 202	MALAYSIA	3 613	5 553	3 430
GREENLAND	2	79	49	SINGAPORE	915	3 512	2 147
MEXICO	24	195	124	PHILIPPINES	6 682	15 123	9 370
NICARAGUA	3	81	49	CHINA	145 337	176 186	109 965
COSTA RICA	10	57	35	SOUTH KOREA	77 939	244 282	150 838
CUBA	8	122	75	JAPAN	1 152	4 248	2 689
HAITI	18	62	40	TAIWAN	111 404	290 656	180 035
PERU	3	52	35	HONG KONG	9 829	16 831	10 432
BRAZIL	1	97	64	MACAO	318	331	205
CHILE	131	459	282	AUSTRALIA	14	50	32
BOLIVIA	8	62	37	NEW ZEALAND	19	68	43
ARGENTINA	15	686	420	AMER OCEANIA	27	117	77
CYPRUS	61	183	111	EXPORTS	483 824	1 910 191	1 179 217
LEBANON	75	398	259	FRANCE	50 306	224 711	138 469
IRAN	266	540	324	BELGIUM LUX	21 635	125 021	77 143
ISRAEL	207	706	437	NETHERLANDS	48 304	221 141	136 212
JORDAN	97	311	182	ITALY	16 305	54 085	33 395
SAUDI ARABIA	432	930	580	UNTD KINGDOM	24 080	87 025	54 089
KUWAIT	92	244	147	IRELAND	3 038	12 414	7 680
BAHRAIN	96	1 233	736	DENMARK	14 684	56 969	35 221
QATAR	30	78	44	GREECE	1 193	3 922	2 404
ARAB EMIRAT	237	548	333	PORTUGAL	23 902	64 303	39 806
NORTH YEMEN	32	89	53	SPAIN	3 569	15 815	9 779
PAKISTAN	28	171	105	CANARY IS	90	461	284
INDIA	12	143	89	CEUTA MEL	14	49	32
BANGLADESH	1	61	35	ICELAND	440	2 292	1 427
SRI LANKA	75	685	429	NORWAY	4 248	22 008	13 593
THAILAND	168	536	342	SWEDEN	8 730	42 057	25 846
LAOS	3	70	42	FINLAND	6 596	36 274	22 311
VIETNAM	8	157	99	SWITZERLAND	36 660	179 795	110 585
INDONESIA	20	157	94	AUSTRIA	62 890	256 637	158 425
MALAYSIA	29	254	156	ANDORRA	28	101	58
SINGAPORE	227	2 973	1 846	GIBRALTAR	42	98	58
PHILIPPINES	8	121	69	MALTA	241	1 024	638
MONGOLIA	21	83	47	YUGOSLAVIA	27 720	67 656	41 946
CHINA	64	435	272	TURKEY	1 145	3 150	1 917
SOUTH KOREA	74	1 101	691	SOVIET UNION	51 282	213 310	131 465
JAPAN	615	31 595	19 366	POLAND	24 547	40 566	25 320
TAIWAN	92	1 028	644	CZECHOSLOVA	1 291	2 147	1 333
HONG KONG	374	5 803	3 572	HUNGARY	17 820	47 819	29 767
AUSTRALIA	91	1 049	639	ROMANIA	1 709	2 086	1 299
NEW ZEALAND	20	137	84	BULGARIA	1 579	2 388	1 478
SHIPS SUPPL	1	82	50	MOROCCO	31	71	43
851 FOOTWEAR				ALGERIA	53	160	84
IMPORTS	2 092 537	7 188 431	4 463 837	TUNISIA	1 276	1 733	1 091
FRANCE	79 220	293 307	182 436	LIBYA	88	448	269
BELGIUM LUX	11 406	21 694	13 507	EGYPT	13	105	62
NETHERLANDS	53 220	143 367	89 834	SIERRA LEONE	40	56	33
ITALY	753 658	2 869 294	1 779 328	LIBERIA	112	142	84
UNTD KINGDOM	11 028	51 657	32 224	GHANA	561	293	174
IRELAND	99	496	312	NIGERIA	223	419	257
DENMARK	4 800	27 890	17 388	CAMEROON	59	57	34
GREECE	5 477	27 444	16 904	ETHIOPIA	17	125	71
PORTUGAL	172 748	656 730	408 256	DJIBOUTI	15	79	46
SPAIN	150 428	525 163	327 393	KENYA	39	211	124
NORWAY	65	309	190	TANZANIA	161	242	144
SWEDEN	2 228	4 051	2 477	MADAGASCAR	153	98	59
				REUNION	115	438	270

6 IMPORTS AND EXPORTS (SPECIAL TRADE) BY GROUPS OF THE SITC-REV. III AND BY COUNTRIES OF PRODUCTION AND CONSUMPTION 1990

GROUP COUNTRY	DT = 100 KG	1 000 DM	1 000 \$	GROUP COUNTRY	DT = 100 KG	1 000 DM	1 000 \$
ZIMBABWE	190	73	41	IRELAND	40	1 085	659
SOUTH AFRICA	246	783	488	DENMARK	337	12 079	7 462
USA	9 399	49 367	30 681	GREECE	120	4 005	2 472
CANADA	2 934	15 811	9 745	PORTUGAL	504	9 106	5 652
MEXICO	79	366	226	SPAIN	652	24 704	15 344
COSTA RICA	86	297	186	CANARY IS	6	180	112
PANAMA	59	171	104	ICELAND	2	120	73
JAMAICA	13	76	46	NORWAY	139	7 358	4 593
BARBADOS	29	52	36	SWEDEN	501	16 101	9 976
TRINIDAD TOB	59	65	38	FINLAND	191	6 207	3 835
NETH ANTILL	13	70	41	SWITZERLAND	2 972	72 680	44 814
VENEZUELA	110	337	207	AUSTRIA	1 040	25 666	15 944
SURINAME	51	159	100	ANDORRA	1	312	188
BRAZIL	1 297	1 915	1 223	MALTA	1	122	74
CHILE	109	230	145	YUGOSLAVIA	76	3 790	2 364
PARAGUAY	70	168	104	TURKEY	99	3 505	2 196
URUGUAY	64	88	53	SOVIET UNION	429	24 590	15 490
ARGENTINA	43	86	51	POLAND	218	5 198	3 312
CYPRUS	131	493	312	CZECHOSLOVA	65	2 770	1 749
LEBANON	201	745	465	HUNGARY	50	2 026	1 239
IRAN	8	49	30	ROMANIA	3	50	31
ISRAEL	798	3 153	1 938	BULGARIA	19	941	572
JORDAN	12	70	42	MOROCCO	15	679	408
SAUDI ARABIA	328	2 156	1 305	ALGERIA	8	612	387
KUWAIT	195	1 218	713	TUNISIA	14	586	353
BAHRAIN	24	265	167	LIBYA	172	6 838	4 452
QATAR	37	273	168	EGYPT	37	1 196	728
ARAB EMIRAT	347	1 913	1 154	SUDAN	6	287	178
OMAN	36	234	143	BURKINA FASO	2	114	68
AFGHANISTAN	40	186	115	IVORY COAST	2	63	38
PAKISTAN	29	130	81	TOGO	3	78	47
INDIA	1 852	3 199	1 997	BENIN	2	189	120
THAILAND	1 054	1 579	955	NIGERIA	2	84	51
INDONESIA	86	252	159	RWANDA	2	115	71
MALAYSIA	138	446	275	KENYA	3	279	177
SINGAPORE	623	4 755	2 970	UGANDA	4	167	102
PHILIPPINES	22	85	52	TANZANIA	4	146	91
CHINA	10	119	68	REUNION	2	126	77
NORTH KOREA	14	115	71	ZIMBABWE	3	148	91
SOUTH KOREA	1 291	3 893	2 411	MALAWI	3	140	87
JAPAN	2 064	12 295	7 646	SOUTH AFRICA	70	3 283	2 055
TAIWAN	381	2 081	1 296	NAMIBIA		61	37
HONG KONG	591	3 773	2 372	USA	4 943	164 960	102 401
AUSTRALIA	772	4 731	2 907	CANADA	281	11 027	6 876
AUST OCEANIA	9	64	39	MEXICO	124	4 844	3 058
NEW ZEALAND	150	742	446	COSTA RICA	9	322	200
871 OPTICAL INSTRUMENTS, NES				CUBA	17	817	501
IMPORTS	26 330	494 924	308 782	JAMAICA	5	178	108
FRANCE	501	26 417	16 601	COLOMBIA	18	692	435
BELGIUM LUX	239	8 266	5 237	VENEZUELA	15	733	455
NETHERLANDS	950	30 375	19 007	ECUADOR	6	312	194
ITALY	401	4 887	3 013	PERU	3	211	130
UNITED KINGDOM	1 540	44 610	27 985	BRAZIL	90	5 407	3 392
IRELAND	2	150	93	CHILE	638	9 420	5 733
DENMARK	29	997	628	BOLIVIA	1	94	58
PORTUGAL	717	15 596	9 728	PARAGUAY		77	46
SPAIN	48	1 055	646	URUGUAY	5	129	76
NORWAY	16	645	399	ARGENTINA	35	1 985	1 297
SWEDEN	56	4 628	2 874	CYPRUS	3	168	106
FINLAND	8	825	526	LEBANON	4	163	99
SWITZERLAND	1 266	37 443	23 445	SYRIA	1	77	46
AUSTRIA	179	8 645	5 365	IRAQ	17	1 340	810
YUGOSLAVIA	87	1 700	1 071	IRAN	141	6 448	3 963
TURKEY		101	67	ISRAEL	100	5 015	3 127
SOVIET UNION	609	1 961	1 225	JORDAN	3	103	62
POLAND	145	1 010	639	SAUDI ARABIA	53	2 132	1 319
CZECHOSLOVA	17	250	153	KUWAIT	2	150	91
ROMANIA	2	123	77	BAHRAIN		75	45
USA	3 022	126 374	78 755	QATAR	2	135	87
CANADA	17	1 812	1 125	ARAB EMIRAT	23	1 060	663
MEXICO	105	984	610	OMAN	2	125	75
BRAZIL	4	51	30	PAKISTAN	11	562	346
CHILE	11	210	124	INDIA	169	8 989	5 535
ISRAEL	16	1 225	767	BANGLADESH	6	343	206
JORDAN		194	114	SRI LANKA	1	81	59
BAHRAIN		80	51	THAILAND	36	1 022	636
MALAYSIA	11	350	222	VIETNAM	5	163	99
SINGAPORE	73	2 683	1 659	INDONESIA	9	425	263
PHILIPPINES	8	328	194	MALAYSIA	45	1 555	973
CHINA	1 689	6 307	4 039	SINGAPORE	125	4 817	2 989
SOUTH KOREA	850	9 338	5 732	PHILIPPINES	16	458	280
JAPAN	10 831	133 303	82 757	MONGOLIA	2	198	118
TAIWAN	979	4 468	2 822	CHINA	116	6 394	3 981
HONG KONG	1 705	15 591	9 777	NORTH KOREA	3	153	92
MACAO	158	515	326	SOUTH KOREA	216	7 487	4 644
AUSTRALIA	19	1 187	752	JAPAN	1 528	46 523	28 745
EXPORTS	25 815	854 551	530 031	TAIWAN	155	7 209	4 461
FRANCE	2 690	99 876	61 797	HONG KONG	89	3 376	2 125
BELGIUM LUX	760	22 293	13 793	AUSTRALIA	215	6 508	4 047
NETHERLANDS	1 447	64 037	39 771	NEW ZEALAND	26	742	452
ITALY	2 279	67 295	41 715	NEW CALEDON		71	43
UNITED KINGDOM	1 490	47 367	29 263	872 MEDICAL INSTRUMENTS NES			
				IMPORTS	274 527	1 821 688	1 133 920
				FRANCE	14 062	111 540	69 546

6 IMPORTS AND EXPORTS (SPECIAL TRADE) BY GROUPS OF THE SITC-REV. III AND BY COUNTRIES OF PRODUCTION AND CONSUMPTION 1990

GROUP COUNTRY	DT = 100 KG	1 000 DM	1 000 \$	GROUP COUNTRY	DT = 100 KG	1 000 DM	1 000 \$
BELGIUM LUX	7 251	46 803	28 909	UGANDA	503	588	369
NETHERLANDS	33 668	170 351	106 332	TANZANIA	245	2 380	1 437
ITALY	28 089	139 767	87 339	SEYCHELLES	32	176	110
UNITED KINGDOM	19 845	102 567	63 953	MOZAMBIQUE	68	563	348
IRELAND	14 183	70 149	43 355	MADAGASCAR	12	139	84
DENMARK	22 045	72 359	45 227	REUNION	5	107	66
GREECE	70	379	238	MAURITIUS	99	571	353
PORTUGAL	3 258	9 825	6 033	ZAMBIA	282	617	363
SPAIN	7 312	17 169	10 624	ZIMBABWE	301	1 521	942
NORWAY	134	2 642	1 615	MALAWI	12	77	47
SWEDEN	8 732	83 945	52 439	SOUTH AFRICA	2 303	23 311	14 440
FINLAND	1 049	11 839	7 497	NAMIBIA	7	142	87
SWITZERLAND	14 195	140 058	87 560	BOTSWANA	221	381	243
AUSTRIA	5 998	43 439	27 104	USA	17 484	497 806	309 750
YUGOSLAVIA	2 057	4 920	3 046	CANADA	1 273	24 621	15 234
TURKEY	1 305	3 267	2 047	MEXICO	1 115	27 052	16 587
SOVIET UNION	6	64	40	GUATEMALA	76	900	540
POLAND	493	2 422	1 496	HONDURAS	150	375	231
CZECHOSLOVAKIA	1 328	2 098	1 308	EL SALVADOR	33	391	243
HUNGARY	2 877	9 404	5 823	NICARAGUA	34	493	308
BULGARIA	4	104	69	COSTA RICA	156	1 052	647
SOUTH AFRICA	19	176	109	PANAMA	7	246	157
USA	27 255	382 416	237 116	CUBA	413	5 564	3 421
CANADA	367	3 881	2 366	DOMINIC REP	31	97	59
MEXICO	4	151	96	MARTINIQUE	18	172	106
BRAZIL	87	1 956	1 207	JAMAICA	31	240	152
URUGUAY	164	774	482	BARBADOS	107	226	139
IRAQ	469	331	213	NETH. ANTILL	18	360	223
ISRAEL	178	4 006	2 478	COLOMBIA	280	6 063	3 714
SAUDI ARABIA	2	111	67	VENEZUELA	128	3 065	1 896
PAKISTAN	1 782	13 343	8 354	SURINAME	8	78	49
INDIA	20	203	132	ECUADOR	690	3 735	2 295
THAILAND	91	409	262	PERU	78	1 433	862
MALAYSIA	19 479	78 148	48 388	BRAZIL	451	14 973	9 358
SINGAPORE	113	485	299	CHILE	462	5 627	3 461
CHINA	5 440	7 179	4 624	BOLIVIA	54	317	199
SOUTH KOREA	3 183	8 035	5 057	PARAGUAY	15	452	278
JAPAN	22 103	264 189	164 336	URUGUAY	224	967	602
TAIWAN	715	1 715	1 059	ARGENTINA	333	3 155	2 000
HONG KONG	3 970	6 723	4 223	CYPRUS	251	2 179	1 350
AUSTRALIA	78	1 150	712	LEBANON	458	2 642	1 657
NEW ZEALAND	30	911	565	SYRIA	763	2 241	1 384
EXPORTS	351 192	3 274 133	2 033 182	IRAQ	81	4 503	2 684
FRANCE	35 006	288 631	178 730	IRAN	14 102	48 816	30 107
BELGIUM LUX	16 891	104 965	64 965	ISRAEL	1 917	17 349	10 833
NETHERLANDS	42 440	186 509	115 655	JORDAN	193	1 005	618
ITALY	20 759	277 605	172 120	SAUDI ARABIA	4 223	48 330	30 706
UNITED KINGDOM	10 333	119 278	73 933	KUWAIT	274	4 426	2 619
IRELAND	1 486	8 127	5 089	BAHRAIN	230	1 750	1 084
DENMARK	7 474	48 587	30 137	QATAR	74	1 193	735
GREECE	2 049	28 561	17 988	ARAB EMIRAT	529	4 908	3 061
PORTUGAL	4 905	21 190	13 155	OMAN	287	1 178	745
SPAIN	13 081	136 852	84 917	NORTH YEMEN	258	1 880	1 156
CANARY IS	168	2 759	1 717	SOUTH YEMEN	84	308	197
CEUTA MEL	8	74	46	AFGHANISTAN	13	190	119
ICELAND	154	1 204	730	PAKISTAN	1 297	10 171	6 353
NORWAY	3 330	36 338	22 519	INDIA	987	26 193	16 124
SWEDEN	7 618	64 606	40 089	BANGLADESH	110	1 714	1 043
FINLAND	4 897	38 528	23 877	SRI LANKA	45	476	295
SWITZERLAND	21 179	159 994	99 133	NEPAL	17	112	71
AUSTRIA	28 117	192 667	120 039	MYANMAR	61	2 259	1 372
ANDORRA	27	454	277	THAILAND	682	12 233	7 629
MALTA	51	519	322	VIETNAM	20	397	233
YUGOSLAVIA	3 743	55 184	34 387	CAMBODIA	12	421	273
TURKEY	3 814	45 113	28 238	INDONESIA	304	5 466	3 413
SOVIET UNION	27 966	133 085	82 971	MALAYSIA	1 926	11 971	7 409
POLAND	7 214	33 801	21 136	BRUNEI	5	100	64
CZECHOSLOVAKIA	3 902	21 380	13 457	SINGAPORE	956	11 342	7 018
HUNGARY	3 081	25 420	15 788	PHILIPPINES	245	2 663	1 617
ROMANIA	973	8 602	5 512	MONGOLIA	99	99	60
BULGARIA	542	10 174	6 265	CHINA	385	6 926	4 290
ALBANIA	12	172	102	NORTH KOREA	15	531	344
MOROCCO	373	5 405	3 312	SOUTH KOREA	1 173	23 710	14 674
ALGERIA	1 419	6 421	3 930	JAPAN	7 253	204 389	127 088
TUNISIA	1 079	5 413	3 348	TAIWAN	808	18 073	11 221
LIBYA	1 193	12 893	8 131	HONG KONG	632	14 650	9 152
EGYPT	689	13 139	7 985	MACAO	2	157	102
SUDAN	708	1 773	1 090	AUSTRALIA	1 846	30 804	19 203
BURKINA FASO	32	131	78	NEW ZEALAND	231	3 782	2 322
SENEGAL	37	155	99	NEW CALEDON	10	178	114
GUINEA	12	62	36	873 METERS, COUNTERS, NES			
IVORY COAST	33	127	78	IMPORTS	53 671	249 361	155 024
GHANA	262	2 344	1 417	FRANCE	5 665	28 724	17 771
TOGO	306	599	361	BELGIUM LUX	2 465	22 933	14 213
BENIN	6	54	33	NETHERLANDS	7 071	13 364	8 276
NIGERIA	1 179	2 203	1 345	ITALY	17 631	24 000	15 032
CAMEROON	13	384	230	UNITED KINGDOM	2 756	24 322	15 237
CONGO	28	342	213	IRELAND	36	1 511	955
ZAIRE	284	520	324	DENMARK	562	3 302	2 058
RWANDA	972	3 073	1 879	PORTUGAL	165	1 178	733
BURUNDI	25	179	108	SPAIN	589	3 743	2 302
ANGOLA	340	3 317	2 051	ICELAND	26	402	243
ETHIOPIA	96	477	289	NORWAY	12	395	246
SOMALIA	25	139	83	SWEDEN	95	1 743	1 060
KENYA	227	1 800	1 139				

6 IMPORTS AND EXPORTS (SPECIAL TRADE) BY GROUPS OF THE SITC-REV. III AND BY COUNTRIES OF PRODUCTION AND CONSUMPTION 1990

GROUP COUNTRY	DT = 100 KG	1 000 DM	1 000 \$	GROUP COUNTRY	DT = 100 KG	1 000 DM	1 000 \$
FINLAND	52	302	187	MALAYSIA	109	501	309
SWITZERLAND	3 933	28 268	17 607	SINGAPORE	543	2 999	1 846
AUSTRIA	503	4 964	3 091	PHILIPPINES	192	392	247
YUGOSLAVIA	4 766	15 116	9 378	CHINA	331	2 482	1 545
POLAND	185	285	180	SOUTH KOREA	1 294	7 755	4 768
CZECHOSLOVA	56	168	106	JAPAN	324	7 546	4 647
HUNGARY	182	345	220	TAIWAN	60	1 384	842
BULGARIA	166	293	180	HONG KONG	56	918	561
USA	1 752	19 433	12 040	AUSTRALIA	396	6 258	3 834
CANADA	42	285	174	NEW ZEALAND	59	308	188
BRAZIL	27	151	94				
ISRAEL	81	2 362	1 507	874 MEASURE, CONTROL INSTRMNT			
THAILAND		100	60				
MALAYSIA	453	1 358	829	IMPORTS	403 385	5 829 498	3 624 548
SINGAPORE	233	2 074	1 283				
CHINA	612	11 416	7 099	FRANCE	66 558	727 318	453 009
SOUTH KOREA	78	163	102	BELGIUM LUX	21 892	121 921	75 569
JAPAN	2 075	20 224	12 506	NETHERLANDS	22 721	323 895	201 365
TAIWAN	881	8 591	5 329	ITALY	44 382	281 922	174 842
HONG KONG	410	6 531	4 043	UNITD KINGDOM	31 984	592 812	369 833
AUSTRALIA	4	57	34	Ireland	2 056	41 641	25 861
NEW ZEALAND	84	1 077	677	DENMARK	11 812	157 897	98 302
EXPORTS	110 392	786 816	486 799	GREECE	56	2 420	1 485
				PORTUGAL	1 444	9 084	5 575
FRANCE	14 464	121 070	74 365	SPAIN	11 749	105 882	65 834
BELGIUM LUX	6 977	70 324	43 492	CANARY IS	1	56	33
NETHERLANDS	14 002	70 814	43 750	ICELAND	3	147	89
ITALY	8 462	54 374	33 499	NORWAY	1 796	26 575	16 505
UNITD KINGDOM	4 894	66 377	41 100	SWEDEN	4 482	125 246	77 908
Ireland	1 201	5 303	3 316	FINLAND	847	29 827	18 584
DENMARK	3 461	16 248	10 083	SWITZERLAND	37 080	808 805	503 317
GREECE	881	3 801	2 374	AUSTRIA	25 640	307 727	191 107
PORTUGAL	751	6 593	4 058	MALTA	22	475	296
SPAIN	4 328	36 087	22 301	YUGOSLAVIA	6 829	27 335	17 015
CANARY IS	135	528	329	TURKEY	250	5 531	3 445
ICELAND	339	1 455	898	SOVIET UNION	219	2 039	1 252
NORWAY	1 413	10 123	6 246	POLAND	4 879	14 260	8 877
SWEDEN	7 421	61 006	37 728	CZECHOSLOVA	1 846	4 882	3 039
FINLAND	2 108	14 262	8 831	HUNGARY	2 134	6 987	4 334
SWITZERLAND	6 599	40 711	25 185	ROMANIA	131	219	134
AUSTRIA	6 036	37 077	22 963	BULGARIA	63	804	387
ANDORRA	4	98	64	MOROCCO	1	73	46
MALTA	9	80	52	ALGERIA	1	777	481
YUGOSLAVIA	1 252	13 696	8 505	TUNISIA	31	508	320
TURKEY	326	4 929	3 042	LIBYA		108	63
SOVIET UNION	62	3 835	2 419	EGYPT	21	1 084	653
POLAND	760	5 977	3 722	NIGERIA	11	246	153
CZECHOSLOVA	272	4 148	2 633	KENYA	4	612	374
HUNGARY	1 956	4 698	2 930	ZIMBABWE		75	51
ROMANIA	86	168	107	SOUTH AFRICA	81	3 216	1 993
BULGARIA	85	953	591	BOTSWANA	2	80	53
MOROCCO	19	176	110	USA	51 315	1 357 266	843 310
ALGERIA	36	492	309	CANADA	1 250	28 369	17 734
TUNISIA	14	293	175	MEXICO	101	1 136	720
LIBYA	7 453	12 996	8 348	NICARAGUA	10	262	167
EGYPT	811	2 698	1 615	ST CHRISTOPH		78	46
BURKINA FASO	73	122	78	NETH ANTILL	32	2 275	1 446
GHANA	13	98	61	COLOMBIA	3	145	85
NIGERIA	94	720	463	FRENCH GUIAN	3	118	72
CAMEROON	226	192	121	ECUADOR	1	93	55
ZAIRE	93	289	172	BRAZIL	1 105	4 822	2 961
RWANDA	5	56	36	CHILE	1	255	156
BURUNDI	38	64	38	ARGENTINA	15	341	210
KENYA	37	400	244	CYPRUS	1	933	565
TANZANIA	50	772	480	SYRIA		74	44
SOUTH AFRICA	1 184	8 182	5 072	IRAN	12	296	183
USA	3 101	29 654	18 358	ISRAEL	1 717	30 890	19 117
CANADA	172	5 464	3 392	JORDAN	1	1 122	673
MEXICO	406	6 303	3 922	SAUDI ARABIA	34	901	578
NICARAGUA	6	125	74	KUWAIT	11	451	269
COLOMBIA	91	666	428	QATAR	32	492	299
VENEZUELA	227	989	612	ARAB EMIRAT	8	1 861	1 163
SURINAME	138	296	176	OMAN		67	41
ECUADOR	24	128	79	PAKISTAN	4	335	207
PERU	28	209	126	INDIA	215	6 127	3 829
BRAZIL	337	5 735	3 556	MALDIVES		93	57
CHILE	71	497	310	THAILAND	58	1 602	977
BOLIVIA	124	142	88	INDONESIA	18	526	319
URUGUAY	1	50	32	MALAYSIA	1 737	12 266	7 610
ARGENTINA	44	698	448	SINGAPORE	1 656	21 790	13 555
CYPRUS	37	135	88	PHILIPPINES	1 909	29 429	18 233
IRAQ	31	565	337	CHINA	3 899	18 007	11 292
IRAN	923	9 371	6 080	NORTH KOREA	1	63	38
ISRAEL	520	1 592	983	SOUTH KOREA	3 313	23 980	14 800
JORDAN	5	106	66	JAPAN	23 285	477 931	296 653
SAUDI ARABIA	759	1 326	823	TAIWAN	8 141	40 551	24 796
KUWAIT	19	326	196	HONG KONG	2 099	20 461	12 750
BAHRAIN	20	81	46	AUSTRALIA	304	10 348	6 445
ARAB EMIRAT	123	458	281	NEW ZEALAND	32	651	414
OMAN	86	308	184	EXPORTS	635 654	10 544 488	6 542 192
SOUTH YEMEN	19	71	44				
AFGHANISTAN	8	184	117	FRANCE	82 588	1 341 359	832 739
PAKISTAN	194	1 507	910	BELGIUM LUX	30 787	435 148	269 468
INDIA	115	2 068	1 264	NETHERLANDS	41 923	647 833	400 892
THAILAND	402	1 864	1 190	ITALY	57 994	1 072 752	664 294
INDONESIA	511	2 336	1 450	UNITD KINGDOM	47 253	766 028	474 979

6 IMPORTS AND EXPORTS (SPECIAL TRADE) BY GROUPS OF THE SITC-REV. III AND BY COUNTRIES OF PRODUCTION AND CONSUMPTION 1990

GROUP COUNTRY	DT = 100 KG	1 000 DM	1 000 \$	GROUP COUNTRY	DT = 100 KG	1 000 DM	1 000 \$
IRELAND	1 430	26 469	16 456	VENEZUELA	489	15 340	9 632
DENMARK	9 999	165 390	102 456	SURINAME		66	42
GREECE	4 407	52 780	32 680	FRENCH GUIAN	34	908	540
PORTUGAL	3 536	63 381	39 419	ECUADOR	195	3 045	1 880
SPAIN	30 898	416 748	259 028	PERU	165	3 119	1 912
CANARY IS	245	2 382	1 463	BRAZIL	4 103	87 039	54 539
CEUTA MEL	11	83	55	CHILE	1 445	20 170	12 861
ICELAND	209	2 879	1 772	BOLIVIA	47	1 029	642
FAROE IS	3	220	142	PARAGUAY	22	651	405
NORWAY	5 736	89 671	55 705	URUGUAY	114	1 647	1 001
SWEDEN	27 790	511 763	318 192	ARGENTINA	811	25 571	16 131
FINLAND	8 801	133 632	82 798	CYPRUS	124	2 588	1 612
SWITZERLAND	44 675	654 466	406 312	LEBANON	108	1 365	834
AUSTRIA	36 558	505 059	314 085	SYRIA	556	5 931	3 634
ANDORRA	9	277	165	IRAQ	2 846	26 584	15 943
MALTA	95	2 149	1 334	IRAN	4 261	85 174	53 070
YUGOSLAVIA	8 239	113 944	70 600	ISRAEL	1 916	37 068	22 941
TURKEY	5 718	88 741	55 258	JORDAN	100	4 799	2 938
SOVIET UNION	7 786	178 452	110 412	SAUDI ARABIA	2 010	31 803	19 871
POLAND	3 410	72 473	45 333	KUWAIT	290	6 602	3 939
CZECHOSLOVA	4 186	99 191	62 579	BAHRAIN	685	5 529	3 312
HUNGARY	3 078	55 842	34 627	QATAR	143	3 811	2 323
ROMANIA	189	5 605	3 580	ARAB EMIRAT	785	16 862	10 532
BULGARIA	581	15 548	9 513	OMAN	113	2 476	1 538
ALBANIA	16	278	171	NORTH YEMEN	54	627	379
MOROCCO	476	7 711	4 716	SOUTH YEMEN	51	558	341
ALGERIA	1 896	29 280	17 917	AFGHANISTAN	15	120	76
TUNISIA	480	7 781	4 803	PAKISTAN	1 089	15 880	9 818
LIBYA	1 888	22 966	14 397	INDIA	5 384	112 761	69 567
EGYPT	1 337	24 586	15 155	BANGLADESH	47	1 836	1 121
SUDAN	41	830	511	MALDIVES	2	230	142
MAURITANIA	3	115	72	SRI LANKA	198	2 156	1 346
MALI	7	219	128	NEPAL	38	539	328
BURKINA FASO	18	237	141	BHUTAN	13	89	53
NIGER	23	1 221	728	MYANMAR	41	651	399
CHAD	16	172	103	THAILAND	2 125	28 273	17 785
CAPE VERDE	6	63	39	VIETNAM	31	1 212	743
SENEGAL	8	823	507	INDONESIA	1 525	27 988	17 300
GAMBIA	9	247	157	MALAYSIA	1 561	29 322	17 912
GUIN BISSAU	3	89	56	BRUNEI	165	860	555
GUINEA	33	381	245	SINGAPORE	3 513	68 688	42 785
SIERRA LEONE	2	134	82	PHILIPPINES	2 086	33 837	20 974
LIBERIA	3	194	116	CHINA	5 287	96 829	60 005
IVORY COAST	21	994	622	NORTH KOREA	46	1 322	838
GHANA	54	1 258	765	SOUTH KOREA	10 550	162 314	100 647
TOGO	15	170	101	JAPAN	13 761	322 348	199 915
BENIN	11	262	159	TAIWAN	4 913	94 658	58 664
NIGERIA	689	12 495	7 783	HONG KONG	2 292	41 141	25 613
CAMEROON	214	2 289	1 377	MACAO	4	391	248
CENT AFR REP	7	96	59	AUSTRALIA	6 532	103 070	63 635
S TOME PRINC	2	73	48	PAPUA NEW G	11	421	253
GABON	21	434	263	NEW ZEALAND	708	11 708	7 352
CONGO	12	177	110	NEW CALEDON	4	245	145
ZAIRE	37	1 230	755	FIJI		103	65
RWANDA	21	762	466	FR POLYNESIA	7	358	229
BURUNDI	25	591	351				
ANGOLA	143	1 055	636	881 PHOTOGRAPH APPAR.ETC.NES			
ETHIOPIA	56	1 356	819	IMPORTS	119 216	1 373 718	857 524
SOMALIA	7	731	443	FRANCE	2 920	31 351	19 590
KENYA	132	3 733	2 301	BELGIUM LUX	3 970	60 510	37 968
UGANDA	48	680	413	NETHERLANDS	5 267	52 794	33 201
TANZANIA	89	1 999	1 249	ITALY	10 294	59 830	37 199
MOZAMBIQUE	66	475	304	UNITED KINGDOM	6 585	68 455	43 316
MADAGASCAR	20	470	280	IRELAND	62	564	350
REUNION	19	154	96	DENMARK	5 629	40 641	25 293
MAURITIUS	48	847	521	GREECE	6	347	207
ZAMBIA	24	609	371	PORTUGAL	12 534	34 506	21 395
ZIMBABWE	87	1 700	1 056	SPAIN	256	1 165	725
MALAWI	49	862	533	NORWAY	93	1 694	1 056
SOUTH AFRICA	4 438	69 434	43 206	SWEDEN	543	10 089	6 297
NAMIBIA	3	123	76	FINLAND	73	538	321
BOTSWANA	41	746	447	SWITZERLAND	2 159	38 656	24 121
SWAZILAND	6	283	181	AUSTRIA	1 025	12 119	7 563
LESOTHO	6	127	79	YUGOSLAVIA	1 982	6 936	4 273
USA	63 354	1 102 424	684 113	SOVIET UNION	29	180	111
CANADA	3 905	75 442	46 790	POLAND	74	157	95
GREENLAND	16	766	471	CZECHOSLOVA	890	845	518
MEXICO	3 016	66 772	41 572	HUNGARY	20	63	37
BERMUDA	10	119	70	BULGARIA	4	496	296
GUATEMALA	184	1 939	1 204	NIGERIA	31	82	49
HONDURAS	36	220	138	SOUTH AFRICA	56	482	290
EL SALVADOR	48	987	602	USA	14 226	151 693	94 375
NICARAGUA	16	375	228	CANADA	86	1 280	803
COSTA RICA	101	2 298	1 441	PANAMA	25	1 091	673
PANAMA	20	538	332	BRAZIL	255	3 836	2 336
CUBA	140	3 269	2 021	ARGENTINA	1	50	33
HAITI	22	558	334	ISRAEL	129	4 616	2 815
DOMINIC REP	16	366	218	SAUDI ARABIA	2	72	44
GUADELOUPE	3	161	93	ARAB EMIRAT	2	235	145
MARTINIQUE	9	203	127	OMAN		51	31
JAMAICA	19	844	519	THAILAND	1 064	9 478	5 877
ST LUCIA	8	93	60	INDONESIA	327	3 661	2 294
ST VINCENT	6	76	47	MALAYSIA	283	6 792	4 422
BARBADOS	3	104	67	SINGAPORE	93	1 781	1 103
TRINIDAD TOB	18	426	269	CHINA	3 650	15 436	9 690
NETH ANTILL	19	1 398	842				
COLOMBIA	437	11 146	6 996				

6 IMPORTS AND EXPORTS (SPECIAL TRADE) BY GROUPS OF THE SITC-REV. III AND BY COUNTRIES OF PRODUCTION AND CONSUMPTION 1990

GROUP COUNTRY	DT = 100 KG	1 000 DM	1 000 \$	GROUP COUNTRY	DT = 100 KG	1 000 DM	1 000 \$
SOUTH KOREA	788	13 932	8 864	AFGHANISTAN	4	60	39
JAPAN	30 289	615 515	384 017	PAKISTAN	122	2 046	1 238
TAIWAN	8 240	49 369	30 802	INDIA	161	3 628	2 326
HONG KONG	5 008	70 546	43 764	BANGLADESH	21	327	208
MACAO	56	335	215	SRI LANKA	18	144	90
AUSTRALIA	166	1 008	675	THAILAND	309	2 396	1 496
NEW ZEALAND		83	55	VIETNAM	39	453	276
EXPORTS	144 434	1 448 163	895 949	INDONESIA	324	4 770	2 872
FRANCE	19 953	181 748	112 097	MALAYSIA	268	2 197	1 379
BELGIUM LUX	10 336	76 876	47 489	SINGAPORE	2 176	18 635	11 488
NETHERLANDS	11 151	103 838	64 164	PHILIPPINES	96	577	363
ITALY	16 550	133 583	82 703	MONGOLIA	22	301	192
UNITED KINGDOM	14 450	166 368	102 859	CHINA	417	3 322	2 065
IRELAND	347	3 642	2 233	NORTH KOREA	47	870	575
DENMARK	2 794	27 794	17 052	SOUTH KOREA	1 142	10 848	6 697
GREECE	1 355	13 718	8 445	JAPAN	3 172	65 316	40 364
PORTUGAL	1 995	24 220	15 042	TAIWAN	766	5 978	3 666
SPAIN	7 679	65 893	40 870	HONG KONG	1 167	15 752	9 789
CANARY IS	265	1 399	867	AUSTRALIA	1 229	10 818	6 659
CEUTA MEL	7	87	53	NEW ZEALAND	211	2 193	1 336
ICELAND	51	490	293	NEW CALEDON	16	60	37
NORWAY	1 696	12 617	7 785	FR POLYNESIA	11	53	33
SWEDEN	3 794	34 048	20 977	882 PHOTO.CINEMATOGRPH.SUPPL			
FINLAND	2 153	17 589	10 825	IMPORTS	944 261	2 478 636	1 537 963
SWITZERLAND	8 112	71 389	44 227	FRANCE	108 780	238 411	148 053
AUSTRIA	6 919	54 280	33 789	BELGIUM LUX	154 382	307 707	191 885
ANDORRA	180	4 100	2 526	NETHERLANDS	86 175	251 125	155 934
MALTA	25	202	123	ITALY	32 164	106 546	66 056
YUGOSLAVIA	1 098	9 798	6 134	UNITED KINGDOM	127 035	267 476	165 940
TURKEY	981	8 058	5 056	IRELAND	5 120	7 891	4 886
SOVIET UNION	682	15 285	9 330	DENMARK	888	5 147	3 242
POLAND	682	5 636	3 622	GREECE	127	471	289
CZECHOSLOVAKIA	648	8 782	5 827	PORTUGAL	76	454	283
HUNGARY	298	3 356	2 068	SPAIN	3 374	10 755	6 745
ROMANIA	46	508	332	CANARY IS	10	90	57
BULGARIA	92	1 836	1 136	NORWAY	69	199	121
MOROCCO	80	405	241	SWEDEN	3 997	16 768	10 312
ALGERIA	89	1 444	870	FINLAND	111	226	135
TUNISIA	88	651	399	SWITZERLAND	32 440	98 881	61 339
LIBYA	227	4 089	2 471	AUSTRIA	494	24 923	15 483
EGYPT	143	1 107	682	YUGOSLAVIA	388	2 153	1 336
SUDAN	5	87	55	TURKEY	1	93	59
BURKINA FASO	2	50	31	POLAND	6	55	34
SENEGAL	62	635	397	HUNGARY	29	238	150
GHANA	12	545	336	ROMANIA	116	319	191
TOGO	8	50	32	MAURITIUS	25	226	142
BENIN	11	205	123	SOUTH AFRICA	5	201	120
NIGERIA	58	1 041	629	USA	126 251	442 253	273 765
CAMEROON	12	68	42	CANADA	351	3 657	2 323
CENT AFR REP	10	89	54	MEXICO	930	3 855	2 395
ZAIRE	20	112	70	PANAMA	6	85	54
ANGOLA	116	1 208	761	JAMAICA	39	246	145
ETHIOPIA	12	199	126	BRAZIL	1 099	5 209	3 155
KENYA	27	217	135	LEBANON	187	863	531
TANZANIA	4	126	77	ISRAEL	162	1 090	690
MOZAMBIQUE	5	75	47	SAUDI ARABIA	5	56	33
MADAGASCAR	10	67	37	QATAR	52	243	143
REUNION	74	317	197	ARAB EMIRAT	166	998	615
MAURITIUS	9	51	33	PAKISTAN	6	83	55
ZIMBABWE	4	252	162	INDIA	37	148	88
MALAWI	6	381	233	THAILAND	25	186	114
SOUTH AFRICA	631	6 253	3 825	INDONESIA	100	1 161	716
USA	11 544	171 141	105 943	MALAYSIA	73	859	545
CANADA	1 294	15 457	9 592	SINGAPORE	1 391	10 536	6 593
MEXICO	223	2 609	1 614	CHINA	227	877	532
GUATEMALA	12	87	54	SOUTH KOREA	476	5 424	3 395
COSTA RICA	238	2 680	1 611	JAPAN	254 274	646 829	400 892
PANAMA	16	88	55	TAIWAN	210	469	296
CUBA	6	119	71	HONG KONG	2 087	9 989	6 181
MARTINIQUE	9	120	73	AUSTRALIA	265	2 942	1 836
ARUBA	2	47	30	EXPORTS	1 404 610	2 686 707	1 661 037
NETH ANTILL	6	67	41	FRANCE	180 644	358 235	221 201
COLOMBIA	16	272	172	BELGIUM LUX	59 674	125 952	77 258
VENEZUELA	96	1 542	950	NETHERLANDS	85 451	173 308	106 855
ECUADOR	16	166	105	ITALY	116 073	286 176	175 833
BRAZIL	274	6 617	4 140	UNITED KINGDOM	160 410	317 195	196 328
CHILE	172	988	618	IRELAND	8 621	14 048	8 690
BOLIVIA	20	112	71	DENMARK	50 084	111 606	69 207
PARAGUAY	21	118	72	GREECE	9 221	19 665	12 151
URUGUAY	20	116	75	PORTUGAL	12 968	23 872	14 730
ARGENTINA	224	2 388	1 541	SPAIN	61 335	105 919	65 307
CYPRUS	86	762	467	CANARY IS	2 765	5 523	3 436
LEBANON	32	140	87	ICELAND	759	1 199	729
SYRIA	32	196	116	NORWAY	13 391	24 518	15 128
IRAQ	69	917	546	SWEDEN	35 351	62 748	38 557
IRAN	476	7 602	4 810	FINLAND	32 186	46 834	28 777
ISRAEL	615	5 097	3 172	SWITZERLAND	47 806	114 510	70 815
JORDAN	26	242	148	AUSTRIA	66 560	170 236	105 237
SAUDI ARABIA	423	5 023	3 210	MALTA	777	1 905	1 172
KUWAIT	62	614	410	YUGOSLAVIA	10 230	21 869	13 596
BAHRAIN	46	626	410	TURKEY	16 956	23 967	14 805
QATAR	11	93	57	SOVIET UNION	5 791	42 828	26 955
ARAB EMIRAT	347	2 901	1 791				
OMAN	47	574	349				
SOUTH YEMEN	18	144	95				

6 IMPORTS AND EXPORTS (SPECIAL TRADE) BY GROUPS OF THE SITC-REV. III AND BY COUNTRIES OF PRODUCTION AND CONSUMPTION 1990

GROUP COUNTRY	DT = 100 KG	1 000 DM	1 000 \$	GROUP COUNTRY	DT = 100 KG	1 000 DM	1 000 \$
POLAND	4 306	6 384	4 012	NEW CALEDON	255	362	223
CZECHOSLOVA	6 036	9 714	6 127	FR POLYNESIA	39	57	36
HUNGARY	5 351	15 398	9 508	883 CINE.FILM EXPOSD.DEVELOPD			
ROMANIA	986	1 453	942	IMPORTS	3 100	41 681	25 993
BULGARIA	1 321	3 619	2 176	FRANCE	237	3 729	2 337
MOROCCO	3 604	5 078	3 115	BELGIUM LUX	56	1 041	663
ALGERIA	2 172	3 223	2 012	NETHERLANDS	16	530	333
TUNISIA	2 503	3 808	2 328	ITALY	536	6 988	4 386
LIBYA	275	1 374	854	UNT D KINGDOM	1 505	15 308	9 507
EGYPT	5 819	9 887	6 148	DENMARK	15	137	84
SUDAN	82	154	97	SPAIN	232	2 187	1 377
BURKINA FASO	69	185	118	SWEDEN	5	189	114
SENEGAL	147	183	114	SWITZERLAND	50	1 616	1 062
LIBERIA	33	68	40	AUSTRIA	17	446	275
IVORY COAST	1 067	1 570	958	SOVIET UNION	10	325	199
GHANA	318	591	361	CZECHOSLOVA	1	56	33
TOGO	69	136	86	HUNGARY	3	703	438
BENIN	69	118	72	USA	380	7 564	4 719
NIGERIA	10 682	15 299	9 348	CANADA	8	222	140
CAMEROON	1 311	1 814	1 129	SOUTH KOREA	1	75	45
GABON	32	86	53	JAPAN	6	173	107
ZAIRE	589	1 340	835	TAIWAN		54	32
RWANDA	79	149	97	EXPORTS	760	9 428	5 886
ANGOLA	364	1 540	957	FRANCE	80	928	578
ETHIOPIA	199	197	125	BELGIUM LUX	30	291	178
DJIBOUTI	50	106	66	NETHERLANDS	28	279	180
KENYA	665	1 215	758	ITALY	35	524	328
UGANDA	54	311	187	UNT D KINGDOM	54	524	326
TANZANIA	96	238	145	DENMARK	32	413	256
MOZAMBIQUE	177	369	244	GREECE	6	150	95
MADAGASCAR	203	158	99	PORTUGAL	13	145	93
REUNION	517	892	555	SPAIN	18	271	170
MAURITIUS	447	628	393	SWEDEN	5	108	68
ZAMBIA	77	153	94	SWITZERLAND	107	1 359	852
ZIMBABWE	37	206	131	AUSTRIA	233	2 547	1 593
MALAWI	42	120	76	YUGOSLAVIA	16	227	142
SOUTH AFRICA	17 300	33 746	21 013	POLAND	1	90	55
NAMIBIA	383	945	590	CZECHOSLOVA	2	54	33
USA	123 599	194 833	121 005	HUNGARY	7	113	76
CANADA	1 699	5 483	3 381	USA	32	303	189
MEXICO	7 636	11 204	7 046	CANADA	6	68	41
GUATEMALA	370	660	407	ISRAEL	5	77	45
HONDURAS	146	345	209	SOUTH KOREA	6	188	113
EL SALVADOR	424	768	469	JAPAN	5	181	107
COSTA RICA	647	1 276	793	HONG KONG	12	143	91
PANAMA	149	231	141	884 OPTICAL GOODS NES			
CUBA	130	259	166	IMPORTS	39 429	1 046 320	650 099
HAITI	29	114	75	FRANCE	4 483	113 072	70 372
DOMINIC REP	362	427	262	BELGIUM LUX	154	3 922	2 425
GUADELOUPE	38	100	61	NETHERLANDS	1 566	27 812	17 189
JAMAICA	46	145	88	ITALY	4 486	136 384	84 888
BARBADOS	218	461	285	UNT D KINGDOM	1 047	26 440	16 470
TRINIDAD TOB	71	170	110	IRELAND	1 445	35 076	21 698
COLOMBIA	5 120	9 580	5 979	DENMARK	236	8 066	5 016
VENEZUELA	1 462	5 882	3 773	GREECE		55	36
ECUADOR	221	556	340	PORTUGAL	192	4 802	2 981
PERU	216	378	233	SPAIN	87	2 370	1 473
BRAZIL	2 874	5 503	3 430	NORWAY	4	362	231
CHILE	356	842	515	SWEDEN	67	4 154	2 595
BOLIVIA	168	201	126	FINLAND	19	571	351
PARAGUAY	117	161	101	SWITZERLAND	902	94 143	58 633
URUGUAY	110	132	79	AUSTRIA	1 527	86 711	53 729
ARGENTINA	6 494	7 203	4 506	MALTA	680	44 503	27 610
CYPRUS	1 369	2 106	1 293	YUGOSLAVIA	279	3 771	2 360
LEBANON	3 094	3 894	2 448	TURKEY	27	187	117
SYRIA	1 369	1 271	775	POLAND	41	648	409
IRAQ	2 394	3 359	2 011	CZECHOSLOVA	93	273	123
IRAN	13 617	14 596	9 115	HUNGARY	143	1 725	1 088
ISRAEL	15 025	20 107	12 365	ROMANIA	99	936	593
JORDAN	1 236	1 514	949	BULGARIA	1	98	59
SAUDI ARABIA	5 665	6 979	4 309	EGYPT	10	155	96
KUWAIT	2 350	3 603	2 157	MAURITIUS	48	689	422
BAHRAIN	460	893	556	SOUTH AFRICA	13	235	145
QATAR	739	715	439	USA	2 697	87 520	53 980
ARAB EMIRAT	8 746	11 448	7 048	CANADA	158	4 800	2 953
OMAN	605	571	351	PANAMA	3	87	54
SOUTH YEMEN	46	154	100	BRAZIL	80	1 172	725
AFGHANISTAN	96	335	206	ISRAEL	143	3 568	2 181
PAKISTAN	4 677	6 061	3 757	SAUDI ARABIA		54	34
INDIA	12 148	18 487	11 491	INDIA	22	289	178
BANGLADESH	554	391	239	THAILAND	1 586	14 320	8 902
SRI LANKA	1 546	2 206	1 367	INDONESIA	33	253	161
MYANMAR	78	152	93	MALAYSIA	108	741	459
THAILAND	4 307	4 524	2 886	SINGAPORE	192	4 106	2 575
INDONESIA	2 489	2 837	1 734	PHILIPPINES	3	119	76
MALAYSIA	6 555	8 099	5 006	CHINA	1 427	7 425	4 657
SINGAPORE	3 089	4 687	2 900	SOUTH KOREA	1 390	26 157	16 414
PHILIPPINES	9 596	11 930	7 324	JAPAN	7 060	253 125	157 498
MONGOLIA	12	53	30	TAIWAN	5 145	27 092	16 594
CHINA	3 706	1 828	1 140				
NORTH KOREA	31	49	30				
SOUTH KOREA	4 958	7 017	4 289				
JAPAN	7 431	20 351	12 593				
TAIWAN	4 866	7 869	4 870				
HONG KONG	55 815	60 357	37 997				
AUSTRALIA	23 242	27 900	17 334				
NEW ZEALAND	4 791	7 824	4 875				

6 IMPORTS AND EXPORTS (SPECIAL TRADE) BY GROUPS OF THE SITC-REV. III AND BY COUNTRIES OF PRODUCTION AND CONSUMPTION 1990

GROUP COUNTRY	DT = 100 KG	1 000 DM	1 000 \$	GROUP COUNTRY	DT = 100 KG	1 000 DM	1 000 \$
HONG KONG	1 347	13 379	8 378	NEW ZEALAND	34	3 242	2 009
AUSTRALIA	376	4 444	2 787	SHIPS SUPPL		134	86
NEW ZEALAND	3	256	161				
EXPORTS	23 443	1 265 549	784 781	885 WATCHES AND CLOCKS			
FRANCE	1 701	87 327	54 104	IMPORTS	106 049	1 584 073	989 109
BELGIUM LUX	929	42 584	26 346	FRANCE	7 793	84 771	52 576
NETHERLANDS	1 776	109 570	67 990	BELGIUM LUX	2 729	13 390	8 346
ITALY	1 660	88 918	54 960	NETHERLANDS	4 196	25 337	15 864
UNTD KINGDOM	1 236	88 295	55 109	ITALY	5 421	40 361	25 141
IRELAND	386	18 458	11 431	UNTD KINGDOM	847	11 903	7 389
DENMARK	568	33 854	20 966	IRELAND	5	53	34
GREECE	61	5 593	3 472	DENMARK	493	3 404	2 135
PORTUGAL	589	12 580	7 835	PORTUGAL	397	4 200	2 607
SPAIN	1 032	35 137	21 767	SPAIN	646	3 675	2 263
CANARY IS	1	664	413	NORWAY	4	154	98
ICELAND	7	688	419	SWEDEN	761	2 578	1 598
NORWAY	246	13 886	8 666	FINLAND	3	751	474
SWEDEN	821	60 263	37 314	SWITZERLAND	6 657	683 916	426 790
FINLAND	393	15 071	9 316	AUSTRIA		11 414	7 101
SWITZERLAND	1 321	99 044	61 380	MALTA	1 497	5 960	3 707
AUSTRIA	4 209	193 444	119 770	YUGOSLAVIA	747	1 348	832
ANDORRA	5	264	165	TURKEY	75	63	38
MALTA	365	20 672	12 727	SOVIET UNION	429	2 151	1 344
YUGOSLAVIA	135	3 408	2 103	POLAND	366	713	445
TURKEY	120	6 327	3 948	CZECHOSLOVA	1 536	1 903	1 186
SOVIET UNION	97	3 741	2 371	HUNGARY	1 153	2 482	1 561
POLAND	72	2 875	1 830	ROMANIA	267	173	104
CZECHOSLOVA	226	3 936	2 470	MOROCCO	5	407	252
HUNGARY	124	4 117	2 530	TUNISIA	12	95	60
ROMANIA	3	53	33	MAURITIUS	94	10 227	6 292
BULGARIA	56	483	293	SOUTH AFRICA	4	54	33
MOROCCO	4	573	349	USA	700	12 547	7 910
ALGERIA	6	236	140	CANADA	9	74	48
TUNISIA		93	57	MEXICO	80	2 354	1 474
LIBYA	6	214	130	HONDURAS		140	93
EGYPT	14	1 465	907	VENEZUELA		51	31
GHANA		87	53	BRAZIL	407	798	493
NIGERIA	5	151	92	ARGENTINA	582	1 694	1 057
ANGOLA	1	61	39	ISRAEL	2	152	97
KENYA	5	145	89	BAHRAIN		81	53
SEYCHELLES		71	46	QATAR		132	79
MAURITIUS		85	49	ARAB EMIRAT	1	150	93
ZIMBABWE		133	88	OMAN		168	111
SOUTH AFRICA	114	8 482	5 257	INDIA	22	122	75
NAMIBIA		104	62	THAILAND	650	18 496	11 531
USA	2 378	142 793	88 728	INDONESIA	61	223	132
CANADA	352	20 915	12 905	MALAYSIA	308	6 481	4 046
MEXICO	13	2 206	1 357	SINGAPORE	3 508	10 138	6 266
GUATEMALA		51	30	PHILIPPINES	72	2 520	1 591
PANAMA		84	49	CHINA	17 079	80 580	50 358
CUBA	2	453	292	SOUTH KOREA	2 171	13 806	8 672
HAITI	1	77	47	JAPAN	4 951	156 898	98 485
BAHAMAS		48	30	TAIWAN	21 648	43 306	27 120
TRINIDAD TOB		95	59	HONG KONG	17 259	321 272	200 776
ARUBA		182	113	MACAO	84	106	63
NETH ANTILL	1	346	210	AUSTRALIA	6	100	60
COLOMBIA	1	132	77	EXPORTS	116 026	1 466 216	910 111
VENEZUELA	6	326	200	FRANCE	15 235	184 113	113 956
SURINAME		64	37	BELGIUM LUX	3 683	36 531	22 727
ECUADOR	1	112	72	NETHERLANDS	7 394	73 135	45 449
PERU		50	30	ITALY	10 098	118 844	73 584
BRAZIL	31	3 152	1 969	UNTD KINGDOM	13 410	118 391	73 626
CHILE	85	1 089	674	IRELAND	307	3 280	2 036
PARAGUAY	1	323	202	DENMARK	1 563	16 968	10 644
URUGUAY		149	94	GREECE	1 259	14 095	8 765
ARGENTINA	7	797	494	PORTUGAL	893	19 524	12 073
CYPRUS	1	868	541	SPAIN	4 225	45 760	28 382
LEBANON	4	175	104	CANARY IS	68	580	361
SYRIA		88	54	CEUTA MEL	6	296	183
IRAQ	2	315	188	ICELAND	48	684	426
IRAN	122	4 382	2 676	NORWAY	833	9 733	6 081
ISRAEL	81	6 790	4 237	SWEDEN	3 331	31 527	19 702
JORDAN		53	30	FINLAND	1 525	13 596	8 462
SAUDI ARABIA	32	3 251	1 983	SWITZERLAND	7 849	222 757	138 113
KUWAIT	10	946	568	AUSTRIA	5 121	54 282	33 823
BAHRAIN	1	282	170	ANDORRA	83	537	338
QATAR	1	331	205	GIBRALTAR	1	133	76
ARAB EMIRAT	24	1 813	1 101	MALTA	818	3 629	2 270
OMAN	5	247	155	YUGOSLAVIA	1 083	12 414	7 691
PAKISTAN	15	332	204	TURKEY	918	12 782	7 904
INDIA	95	7 918	4 939	SOVIET UNION	32	480	287
BANGLADESH	13	64	41	POLAND	359	3 627	2 283
SRI LANKA		130	79	CZECHOSLOVA	229	2 143	1 388
THAILAND	4	1 108	676	HUNGARY	1 203	7 795	4 812
INDONESIA	115	3 483	2 195	BULGARIA	33	428	261
MALAYSIA	1	284	177	MOROCCO	29	303	198
SINGAPORE	106	8 981	5 549	ALGERIA	40	373	223
PHILIPPINES	2	269	170	TUNISIA	40	477	295
CHINA	21	2 428	1 498	EGYPT	143	944	572
NORTH KOREA		51	31	IVORY COAST	2	65	40
SOUTH KOREA	67	4 296	2 654	NIGERIA	44	190	116
JAPAN	887	36 556	22 790	ZAIRE	4	174	108
TAIWAN	44	4 296	2 682	ANGOLA	11	426	252
HONG KONG	192	18 966	11 738				
AUSTRALIA	383	16 066	9 999				

6 IMPORTS AND EXPORTS (SPECIAL TRADE) BY GROUPS OF THE SITC-REV. III AND BY COUNTRIES OF PRODUCTION AND CONSUMPTION 1990

GROUP COUNTRY	DT = 100 KG	1 000 DM	1 000 \$	GROUP COUNTRY	DT = 100 KG	1 000 DM	1 000 \$
KENYA	6	109	86	EXPORTS	67 911	340 024	210 486
MAURITIUS	22	3 654	2 236	FRANCE	10 668	35 684	22 129
ZIMBABWE	7	88	54	BELGIUM LUX	3 781	9 452	5 824
SOUTH AFRICA	573	5 441	3 369	NETHERLANDS	8 059	21 572	13 482
USA	21 965	133 937	82 897	ITALY	3 868	13 737	8 570
CANADA	1 118	7 157	4 467	UNTD KINGDOM	6 738	19 646	12 145
MEXICO	164	1 849	1 125	IRELAND	110	447	280
BERMUDA	17	300	183	DENMARK	1 982	9 481	5 817
GUATEMALA	4	55	34	GREECE	1 741	3 771	2 342
COSTA RICA	1	67	43	PORTUGAL	718	3 601	2 230
PANAMA	20	820	516	SPAIN	583	4 095	2 556
BAHAMAS	16	621	393	CANARY IS	27	170	106
AM VIRGIN IS	8	137	85	ICELAND	54	178	111
BARBADOS	11	171	104	NORWAY	1 577	6 717	4 180
NETH ANTILL	28	583	363	SWEDEN	2 072	14 887	9 314
COLOMBIA	29	252	165	FINLAND	1 980	6 164	3 787
VENEZUELA	50	422	266	SWITZERLAND	4 357	38 886	24 077
ECUADOR	3	59	38	AUSTRIA	4 995	26 187	16 324
PERU	5	233	143	ANDORRA	78	596	370
BRAZIL	876	6 509	4 055	YUGOSLAVIA	114	1 113	693
CHILE	126	1 157	717	TURKEY	511	2 044	1 279
PARAGUAY	9	52	35	SOVIET UNION	190	622	381
ARGENTINA	183	2 414	1 521	POLAND	829	7 681	4 829
CYPRUS	30	588	359	CZECHOSLOVA	33	297	187
LEBANON	6	85	51	HUNGARY	163	261	164
SYRIA	1	69	41	BULGARIA	24	211	133
IRAQ	1	52	30	MOROCCO	75	535	327
IRAN	265	2 493	1 493	ALGERIA	10	88	52
ISRAEL	382	4 095	2 507	TUNISIA	2	104	63
JORDAN	9	137	83	EGYPT	233	1 094	653
SAUDI ARABIA	194	4 366	2 682	SENEGAL	43	124	75
KUWAIT	17	859	510	NIGERIA	9	62	38
BAHRAIN	9	2 168	1 311	TANZANIA	34	379	240
QATAR	3	13 474	8 536	ZAMBIA	9	68	41
ARAB EMIRAT	109	6 445	3 895	ZIMBABWE	53	68	45
OMAN	10	477	288	SOUTH AFRICA	44	350	221
PAKISTAN	9	254	154	BOTSWANA	45	226	137
INDIA	542	4 196	2 554	USA	4 902	64 120	39 842
MALDIVES	14	131	78	CANADA	197	2 772	1 726
SRI LANKA	14	179	110	MEXICO	76	247	160
THAILAND	381	4 627	2 865	COSTA RICA	9	121	74
INDONESIA	135	706	441	COLOMBIA	38	1 615	1 009
MALAYSIA	126	7 474	4 624	VENEZUELA	13	607	381
SINGAPORE	1 299	37 793	23 356	SURINAME	36	60	37
PHILIPPINES	11	130	78	ECUADOR	72	72	48
CHINA	73	530	328	PERU	8	321	198
SOUTH KOREA	514	7 727	4 830	BRAZIL	47	1 103	697
JAPAN	1 467	43 414	27 218	CHILE	363	589	362
TAIWAN	449	3 968	2 443	BOLIVIA	4	92	59
HONG KONG	904	123 338	76 835	PARAGUAY	42	191	119
AUSTRALIA	1 602	14 366	8 958	URUGUAY	18	118	75
NEW ZEALAND	247	2 426	1 502	ARGENTINA	26	403	251
N ZEAL OCEAN	1	79	51	CYPRUS	190	651	396
SHIPS SUPPL		1 638	1 023	LEBANON	63	55	32
UNID COUNTR	5	68	43	IRAQ	2	91	53
891 ARMS AND AMMUNITION				ISRAEL	202	767	477
IMPORTS	86 268	276 664	171 592	JORDAN	10	140	87
FRANCE	12 097	37 511	23 407	SAUDI ARABIA	2 332	6 651	4 045
BELGIUM LUX	975	6 240	3 837	BAHRAIN	9	5 719	3 380
NETHERLANDS	9 133	33 949	21 029	ARAB EMIRAT	257	1 199	742
ITALY	19 322	47 678	29 626	NORTH YEMEN	8	140	82
UNTD KINGDOM	6 546	12 241	7 518	PAKISTAN	119	661	403
DENMARK	194	2 408	1 532	INDIA	130	1 143	683
SPAIN	1 384	5 311	3 296	BANGLADESH	4	105	63
NORWAY	125	1 489	933	SRI LANKA	5	82	50
SWEDEN	1 562	27 771	17 117	NEPAL	4	84	54
FINLAND	306	2 149	1 343	THAILAND	182	7 219	4 330
SWITZERLAND	316	6 889	4 294	INDONESIA	16	860	545
AUSTRIA	1 781	13 729	8 543	MALAYSIA	12	262	163
YUGOSLAVIA	1 220	6 746	4 313	BRUNEI	5	75	45
TURKEY	930	1 227	778	SINGAPORE	176	862	537
SOVIET UNION	488	1 012	626	PHILIPPINES	87	461	281
POLAND	139	108	67	CHINA	171	1 031	633
CZECHOSLOVA	4 058	6 155	3 804	SOUTH KOREA	319	1 788	1 109
HUNGARY	4 074	2 597	1 630	JAPAN	352	2 193	1 362
ROMANIA	33	190	115	TAIWAN	753	525	323
BULGARIA	24	358	213	HONG KONG	82	541	336
MOROCCO	361	378	235	MACAO	26	62	38
EGYPT	4	66	42	AUSTRALIA	523	1 838	1 133
USA	9 797	40 959	25 179	PAPUA NEW G	19	127	84
CANADA	327	1 762	1 085	NEW ZEALAND	26	417	258
MEXICO	175	132	80	NEW CALEDON	53	184	113
ECUADOR	2	98	58	892 PRINTED MATTER			
BRAZIL	421	2 043	1 296	IMPORTS	2 866 553	2 160 076	1 348 201
ARGENTINA	1 265	1 370	878	FRANCE	658 187	279 825	175 077
ISRAEL	5 472	7 310	4 461	BELGIUM LUX	137 427	110 179	68 814
SAUDI ARABIA	680	560	375	NETHERLANDS	279 810	217 052	135 361
INDIA	166	337	213	ITALY	319 252	219 369	137 150
INDONESIA	10	416	268	UNTD KINGDOM	164 165	215 794	134 505
CHINA	1 356	967	608	IRELAND	4 808	6 140	3 818
JAPAN	376	2 830	1 769	DENMARK	63 460	72 540	45 357
TAIWAN	115	370	228	GREECE	8 298	6 401	3 993
AUSTRALIA	1 019	1 153	706	PORTUGAL	6 957	5 155	3 239

6 IMPORTS AND EXPORTS (SPECIAL TRADE) BY GROUPS OF THE SITC-REV. III AND BY COUNTRIES OF PRODUCTION AND CONSUMPTION 1990

GROUP COUNTRY	DT = 100 KG	1 000 DM	1 000 \$	GROUP COUNTRY	DT = 100 KG	1 000 DM	1 000 \$
SPAIN	87 990	47 579	29 819	BURUNDI	66	105	58
ICELAND	8	70	43	ETHIOPIA	117	271	168
NORWAY	892	1 819	1 140	KENYA	388	633	396
SWEDEN	31 139	23 378	14 561	UGANDA	54	180	110
FINLAND	10 930	7 405	4 609	TANZANIA	478	515	312
SWITZERLAND	287 602	283 814	176 825	MADAGASCAR	24	88	56
AUSTRIA	462 425	286 131	178 940	MAURITIUS	204	413	255
YUGOSLAVIA	66 676	39 665	24 670	ZAMBIA	53	67	41
TURKEY	6 259	4 062	2 562	ZIMBABWE	70	106	61
SOVIET UNION	2 348	1 923	1 199	SOUTH AFRICA	5 783	10 711	6 695
POLAND	1 830	2 586	1 609	NAMIBIA	123	244	147
CZECHOSLOVA	63 684	20 164	12 531	BOTSWANA	15	51	30
HUNGARY	31 357	10 904	6 834	USA	99 261	226 378	139 614
ROMANIA	26	64	39	CANADA	12 520	21 848	13 561
BULGARIA	283	158	99	MEXICO	1 872	3 638	2 263
MOROCCO	775	291	186	BERMUDA	20	58	36
TUNISIA	66	72	46	GUATEMALA	98	160	97
EGYPT	283	319	201	EL SALVADOR	28	52	30
SOUTH AFRICA	300	345	216	COSTA RICA	119	189	118
USA	85 175	180 281	111 669	PANAMA	242	446	280
CANADA	1 188	3 254	2 025	CUBA	51	79	47
MEXICO	27	77	50	DOMINIC REP	122	228	139
COLOMBIA	1 523	1 723	1 083	GUADELOUPE	44	147	92
VENEZUELA	345	178	111	MARTINIQUE	100	210	131
BRAZIL	2 631	1 982	1 248	ST VINCENT	31	122	77
ARGENTINA	17	67	39	ARUBA	24	92	59
LEBANON	170	337	207	NETH ANTILL	36	69	47
ISRAEL	3 744	2 585	1 609	COLOMBIA	597	1 095	676
SAUDI ARABIA	127	186	115	VENEZUELA	897	1 384	847
BAHRAIN	40	52	31	SURINAME	44	91	61
INDIA	354	528	321	ECUADOR	220	280	172
SRI LANKA	71	102	68	PERU	628	700	439
THAILAND	775	936	578	BRAZIL	5 453	9 192	5 703
INDONESIA	263	256	161	CHILE	984	1 468	914
MALAYSIA	392	467	283	BOLIVIA	123	171	103
SINGAPORE	8 568	9 145	5 707	PARAGUAY	264	522	317
PHILIPPINES	170	270	168	URUGUAY	204	270	173
CHINA	6 991	6 111	3 881	ARGENTINA	2 694	3 435	2 138
SOUTH KOREA	2 606	4 265	2 660	CYPRUS	956	1 377	846
JAPAN	25 751	62 626	38 900	LEBANON	428	1 216	750
TAIWAN	3 901	6 035	3 772	SYRIA	785	387	240
HONG KONG	13 511	13 508	8 501	IRAQ	81	592	348
AUSTRALIA	563	1 114	689	IRAN	1 268	7 760	4 827
NEW ZEALAND	69	201	125	ISRAEL	6 098	10 393	6 396
EXPORTS	6 401 110	5 209 715	3 238 891	JORDAN	299	616	377
FRANCE	1 475 648	756 252	469 241	SAUDI ARABIA	2 019	4 694	2 910
BELGIUM LUX	253 768	274 300	170 388	KUWAIT	653	1 518	907
NETHERLANDS	616 464	437 877	272 128	BAHRAIN	174	386	244
ITALY	197 161	218 328	136 120	QATAR	67	207	122
UNTD KINGDOM	1 063 909	446 445	278 835	ARAB EMIRAT	594	1 281	798
IRELAND	3 442	5 850	3 630	OMAN	118	231	140
DENMARK	249 026	151 093	94 172	NORTH YEMEN	608	744	446
GREECE	24 645	29 686	18 354	AFGHANISTAN	38	143	89
PORTUGAL	21 898	27 812	17 302	PAKISTAN	564	1 486	941
SPAIN	115 803	128 782	79 761	INDIA	2 009	10 567	6 465
CANARY IS	9 835	11 002	6 821	BANGLADESH	29	228	133
ICELAND	1 571	2 207	1 363	MALDIVES	32	179	111
NORWAY	54 697	46 422	28 913	SRI LANKA	383	493	311
SWEDEN	300 020	175 714	109 493	NEPAL	34	77	47
FINLAND	23 937	33 416	20 820	MYANMAR	72	145	90
SWITZERLAND	696 402	858 017	533 826	THAILAND	1 878	3 084	1 923
AUSTRIA	877 854	908 768	566 238	INDONESIA	878	2 143	1 394
ANDORRA	97	240	147	MALAYSIA	1 519	2 865	1 783
VATICAN CITY	7	63	38	BRUNEI	7	58	36
MALTA	1 600	1 857	1 142	SINGAPORE	3 466	6 849	4 235
YUGOSLAVIA	27 784	34 620	21 464	PHILIPPINES	538	983	602
TURKEY	33 544	20 205	12 660	CHINA	1 729	21 565	13 209
SOVIET UNION	56 438	63 511	38 834	SOUTH KOREA	1 906	6 743	4 136
POLAND	32 554	25 094	15 822	JAPAN	17 853	66 840	41 300
CZECHOSLOVA	25 865	23 144	14 579	TAIWAN	1 889	4 350	2 709
HUNGARY	19 968	23 579	14 732	HONG KONG	4 392	7 442	4 634
ROMANIA	4 341	3 613	2 269	AUSTRALIA	8 542	18 131	11 218
BULGARIA	4 114	4 543	2 816	PAPUA NEW G	202	269	160
ALBANIA	54	115	65	NEW ZEALAND	1 182	2 852	1 762
MOROCCO	1 436	2 048	1 266	NEW CALEDON	66	64	43
ALGERIA	324	517	309	WEST SAMOA	81	149	94
TUNISIA	2 833	3 816	2 364	FR POLYNESIA	56	83	52
LIBYA	939	3 540	2 153	UNID COUNTR	89	188	113
EGYPT	1 612	3 386	2 084	893 ARTICLES,NES,OF PLASTICS			
SUDAN	35	62	40	IMPORTS	5 372 121	4 222 964	2 630 258
MAURITANIA	23	107	64	FRANCE	828 855	616 202	384 540
MALI	32	103	60	BELGIUM LUX	482 869	315 300	196 875
GAMBIA	52	132	79	NETHERLANDS	1 034 262	689 971	429 428
SIERRA LEONE	59	79	50	ITALY	691 579	512 281	319 249
LIBERIA	26	48	30	UNTD KINGDOM	252 645	260 912	162 546
IVORY COAST	362	754	472	IRELAND	73 846	73 920	45 953
GHANA	99	150	91	DENMARK	207 302	204 280	127 595
TOGO	599	1 049	624	GREECE	8 166	10 661	6 645
BENIN	167	120	74	PORTUGAL	17 829	13 516	8 372
NIGERIA	438	855	537	SPAIN	37 073	37 385	23 238
CAMEROON	511	603	375	ICELAND	421	429	275
GABON	40	57	64	NORWAY	23 545	14 267	8 930
CONGO	14	239	142	SWEDEN	90 875	87 049	54 086
ZAIRE	850	3 334	2 074	FINLAND	16 888	18 427	11 383
RWANDA	184	233	137				

6 IMPORTS AND EXPORTS (SPECIAL TRADE) BY GROUPS OF THE SITC-REV. III AND BY COUNTRIES OF PRODUCTION AND CONSUMPTION 1990

GROUP COUNTRY	DT = 100 KG	1 000 DM	1 000 \$	GROUP COUNTRY	DT = 100 KG	1 000 DM	1 000 \$
SWITZERLAND	285 672	341 042	212 069	KENYA	558	1 137	701
AUSTRIA	333 487	266 790	166 321	UGANDA	103	319	205
MALTA	701	6 801	4 196	TANZANIA	182	285	177
YUGOSLAVIA	62 076	25 592	15 919	SEYCHELLES	87	98	64
TURKEY	5 839	3 714	2 319	MADAGASCAR	1 195	342	211
SOVIET UNION	502	198	128	REUNION	847	952	594
POLAND	29 296	13 422	8 560	MAURITIUS	367	536	322
CZECHOSLOVA	42 718	8 707	5 508	ZAMBIA	54	109	64
HUNGARY	39 935	12 251	7 711	ZIMBABWE	166	317	199
ROMANIA	16 051	2 802	1 712	MALAWI	194	266	160
BULGARIA	3 653	940	584	SOUTH AFRICA	11 171	17 686	11 026
MOROCCO	781	190	118	NAMIBIA	30	59	36
TUNISIA	301	393	253	BOTSWANA	103	131	78
EGYPT	157	214	136	USA	185 042	285 690	177 049
SOUTH AFRICA	1 427	2 737	1 679	CANADA	29 143	35 827	22 156
USA	127 294	234 049	144 638	MEXICO	9 626	15 651	9 704
CANADA	1 460	3 078	1 884	GUATEMALA	790	663	412
MEXICO	3 008	3 098	1 967	BELIZE	236	89	57
ST LUCIA	187	667	413	HONDURAS	83	145	92
BRAZIL	5 646	2 631	1 629	EL SALVADOR	313	426	258
CHILE	75	103	64	COSTA RICA	218	467	288
ARGENTINA	114	63	39	PANAMA	46	95	60
ISRAEL	28 716	21 801	13 663	CUBA	79	348	214
JORDAN	86	72	43	HAITI	31	94	59
SAUDI ARABIA	354	52	31	BAHAMAS	11	93	55
PAKISTAN	46	48	31	DOMINIC REP	261	678	420
INDIA	1 693	1 154	723	GUADELOUPE	775	287	176
SRI LANKA	66	94	58	MARTINIQUE	544	383	233
THAILAND	44 973	18 594	11 493	JAMAICA	144	195	121
INDONESIA	16 667	5 577	3 486	ST LUCIA	124	94	58
MALAYSIA	19 234	10 339	6 458	ST VINCENT	163	132	78
SINGAPORE	23 149	22 260	13 802	BARBADOS	109	188	115
PHILIPPINES	2 201	650	412	TRINIDAD TOB	235	325	200
CHINA	219 322	102 501	64 071	GRENADA	110	63	39
SOUTH KOREA	40 888	26 526	16 480	ARUBA	94	73	50
JAPAN	19 717	58 945	36 600	NETH ANTILL	651	580	355
TAIWAN	168 275	127 777	79 541	COLOMBIA	281	635	394
HONG KONG	58 207	41 160	25 564	VENEZUELA	1 432	1 799	1 133
AUSTRALIA	1 346	650	404	SURINAME	148	102	62
NEW ZEALAND	183	272	171	FRENCH GUIAN	85	81	49
EXPORTS	6 955 043	6 691 809	4 150 217	ECUADOR	490	814	497
FRANCE	1 056 138	1 033 340	639 263	PERU	254	359	222
BELGIUM LUX	686 157	610 193	378 521	BRAZIL	16 281	15 533	10 072
NETHERLANDS	1 533 499	1 146 954	711 703	CHILE	3 073	4 821	2 996
ITALY	327 101	386 165	239 466	BOLIVIA	173	288	174
UNTD KINGDOM	662 851	655 826	405 985	PARAGUAY	1 353	304	186
IRELAND	41 310	47 072	29 279	URUGUAY	444	596	370
DENMARK	201 032	165 938	103 008	ARGENTINA	6 307	5 832	3 794
GREECE	52 052	48 016	29 801	CYPRUS	3 151	3 399	2 090
PORTUGAL	36 731	39 185	24 409	LEBANON	628	770	488
SPAIN	122 946	152 221	94 719	SYRIA	277	570	352
CANARY IS	2 972	2 576	94 719	IRAQ	1 385	4 031	2 428
ICELAND	7 881	7 610	4 731	IRAN	5 379	7 657	4 764
FAROE IS	188	98	60	ISRAEL	23 205	26 784	16 567
NORWAY	91 293	82 455	51 103	JORDAN	885	1 411	873
SWEDEN	165 468	173 919	107 896	SAUDI ARABIA	27 047	30 452	18 896
FINLAND	59 767	65 767	40 731	KUWAIT	3 248	4 635	2 787
SWITZERLAND	616 766	636 725	394 753	BAHRAIN	881	901	553
AUSTRIA	550 374	522 467	324 612	QATAR	1 392	1 327	820
ANDORRA	81	174	103	ARAB EMIRAT	5 507	6 171	3 807
GIBRALTAR	182	136	87	OMAN	622	808	503
MALTA	3 666	4 077	2 534	NORTH YEMEN	850	933	573
YUGOSLAVIA	44 001	45 511	28 427	SOUTH YEMEN	57	103	66
TURKEY	23 315	23 898	14 982	AFGHANISTAN	303	497	314
SOVIET UNION	52 405	30 805	18 915	PAKISTAN	764	1 029	633
POLAND	61 276	48 308	30 567	INDIA	2 702	7 193	4 416
CZECHOSLOVA	10 924	16 899	10 590	BANGLADESH	430	339	211
HUNGARY	17 206	22 391	13 881	MALDIVES	46	66	42
ROMANIA	8 090	5 065	3 163	SRI LANKA	664	459	274
BULGARIA	1 745	2 102	1 310	MYANMAR	258	664	398
ALBANIA	231	137	81	THAILAND	3 053	5 295	3 305
MOROCCO	8 158	5 217	3 239	VIETNAM	51	130	77
ALGERIA	1 054	2 335	1 428	INDONESIA	3 155	4 665	2 884
TUNISIA	5 687	5 312	3 297	MALAYSIA	6 176	8 236	5 131
LIBYA	2 485	4 181	2 622	BRUNEI	165	369	239
EGYPT	3 554	5 339	3 349	SINGAPORE	15 040	18 226	11 260
SUDAN	66	214	129	PHILIPPINES	1 583	1 912	1 186
MAURITANIA	43	75	47	MONGOLIA	36	89	53
MALI	101	180	118	CHINA	2 206	3 415	2 115
BURKINA FASO	39	74	49	NORTH KOREA	68	282	167
CAPE VERDE	130	110	69	SOUTH KOREA	12 175	16 546	10 266
SENEGAL	78	187	115	JAPAN	19 949	54 180	33 667
GUINEA	122	62	37	TAIWAN	8 282	13 347	8 251
LIBERIA	455	243	145	HONG KONG	10 238	13 263	8 210
IVORY COAST	871	454	280	MACAO	77	109	70
GHANA	1 732	1 653	1 015	AUSTRALIA	45 647	42 775	26 353
TOGO	301	142	84	NEW ZEALAND	5 939	5 345	3 297
NIGERIA	2 299	2 308	1 464	NEW CALEDON	85	145	94
CAMEROON	281	594	359	FR POLYNESIA	227	309	191
GABON	151	243	149	894 BABY CARRIAGE, TOYS, GAMES			
ZAIRE	101	189	118	IMPORTS	1 916 638	3 090 504	1 933 871
RWANDA	108	112	70	FRANCE	119 247	161 733	101 530
ANGOLA	322	629	393	BELGIUM LUX	27 427	54 367	34 149
ETHIOPIA	175	229	137	NETHERLANDS	98 428	132 783	83 385
DJIBOUTI	293	116	70				

6 IMPORTS AND EXPORTS (SPECIAL TRADE) BY GROUPS OF THE SITC-REV. III AND BY COUNTRIES OF PRODUCTION AND CONSUMPTION 1990

GROUP COUNTRY	DT = 100 KG	1 000 DM	1 000 \$	GROUP COUNTRY	DT = 100 KG	1 000 DM	1 000 \$
ITALY	206 719	288 624	179 655	NAMIBIA	24	56	95
UNITED KINGDOM	47 546	111 351	69 104	USA	74 134	187 557	116 322
IRELAND	15 416	29 289	18 110	CANADA	7 613	18 444	11 426
DENMARK	66 251	178 844	112 400	MEXICO	1 338	2 305	1 425
GREECE	542	916	568	BERMUDA	29	64	40
PORTUGAL	3 975	7 695	4 777	CUBA	34	68	41
SPAIN	17 405	32 091	20 118	DOMINIC REP	37	159	100
NORWAY	2 735	5 043	3 217	MARTINIQUE	75	205	130
SWEDEN	15 302	15 621	9 752	JAMAICA	48	99	58
FINLAND	12 068	13 068	8 176	GRENADA	81	152	95
SWITZERLAND	38 355	97 177	60 709	ARUBA	16	135	84
AUSTRIA	40 036	152 344	95 430	NETH ANTILL	53	146	93
MALTA	11 519	30 054	18 645	VENEZUELA	224	478	293
YUGOSLAVIA	11 994	10 869	6 757	PERU	18	63	39
TURKEY	1 987	2 393	1 503	BRAZIL	1 120	2 016	1 299
SOVIET UNION	1 170	1 134	706	CHILE	258	647	401
POLAND	18 726	12 987	8 183	BOLIVIA	58	89	55
CZECHOSLOVAKIA	11 538	8 342	5 233	PARAGUAY	43	116	74
HUNGARY	25 063	14 701	9 135	URUGUAY	57	818	544
ROMANIA	4 561	2 125	1 346	ARGENTINA	419	843	545
BULGARIA	6 808	2 411	1 532	CYPRUS	802	1 002	623
MOROCCO	120	66	41	LEBANON	329	656	422
TUNISIA	1 397	5 401	3 346	IRAN	2 632	3 004	1 914
KENYA	169	894	563	ISRAEL	3 383	4 906	3 030
MAURITIUS	305	1 559	982	JORDAN	86	188	115
ZIMBABWE	36	56	36	SAUDI ARABIA	1 796	2 857	1 709
SOUTH AFRICA	310	631	387	KUWAIT	1 047	1 122	673
USA	62 719	162 452	100 747	BAHRAIN	158	289	177
CANADA	1 885	7 229	4 488	QATAR	165	96	59
MEXICO	5 520	7 965	4 949	ARAB EMIRAT	1 080	1 875	1 143
COSTA RICA	58	105	63	OMAN	66	178	110
BRAZIL	1 066	1 128	734	INDIA	12	61	37
URUGUAY	152	103	68	MALDIVES	35	218	133
ARGENTINA	458	479	292	SRI LANKA	46	147	92
ISRAEL	426	772	485	THAILAND	242	742	467
PAKISTAN	14 322	31 283	19 349	INDONESIA	895	558	344
INDIA	3 792	4 280	2 623	MALAYSIA	404	768	480
BANGLADESH	58	58	38	BRUNEI	72	84	52
SRI LANKA	1 686	6 153	3 835	SINGAPORE	2 914	4 761	2 902
THAILAND	41 582	59 242	37 746	PHILIPPINES	73	276	167
INDONESIA	3 349	3 914	2 463	CHINA	161	504	317
MALAYSIA	20 251	29 916	18 502	NORTH KOREA	35	296	184
SINGAPORE	21 636	56 276	35 854	SOUTH KOREA	7 465	16 219	10 115
PHILIPPINES	4 691	8 443	5 358	JAPAN	25 525	84 200	51 907
CHINA	499 776	602 704	378 377	TAIWAN	5 198	8 427	5 187
NORTH KOREA	22	83	51	HONG KONG	2 849	5 702	3 530
SOUTH KOREA	54 755	131 925	81 943	AUSTRALIA	3 241	7 179	4 405
JAPAN	21 770	151 652	96 448	NEW ZEALAND	530	1 533	942
TAIWAN	286 893	340 628	211 884	NEW CALEDON	21	67	39
HONG KONG	45 583	80 150	50 094	FR POLYNESIA	40	57	59
MACAO	15 792	25 542	15 884				
AUSTRALIA	597	2 935	1 823				
NEW ZEALAND	12	60	38				
EXPORTS	1 045 355	1 943 598	1 212 014	895 OFFICE, STATIONERY SUPPLS			
FRANCE	186 753	317 572	198 614	IMPORTS	269 267	624 043	387 867
BELGIUM LUX	56 353	99 586	62 041	FRANCE	21 380	56 331	34 956
NETHERLANDS	116 987	173 888	108 307	BELGIUM LUX	4 806	8 330	5 175
ITALY	61 417	121 127	75 579	NETHERLANDS	36 619	57 160	35 504
UNITED KINGDOM	88 425	144 467	90 316	ITALY	31 825	60 964	37 717
IRELAND	4 728	6 059	3 801	UNITED KINGDOM	28 726	73 519	45 796
DENMARK	22 104	38 414	23 946	IRELAND	2 244	11 191	7 003
GREECE	9 195	17 361	10 837	DENMARK	2 001	4 256	2 671
PORTUGAL	5 622	11 659	7 341	PORTUGAL	376	334	214
SPAIN	27 943	53 030	32 985	SPAIN	8 023	8 279	5 175
CANARY IS	851	1 528	939	NORWAY	402	1 187	743
CEUTA MEL	66	123	78	SWEDEN	8 919	7 856	4 932
ICELAND	1 359	2 728	1 707	FINLAND	32	101	59
NORWAY	12 363	22 396	13 940	SWITZERLAND	15 322	64 246	39 749
SWEDEN	22 719	43 454	27 019	AUSTRIA	34 385	40 978	25 622
FINLAND	13 615	23 270	14 472	YUGOSLAVIA	4 672	3 701	2 303
SWITZERLAND	97 638	205 771	128 554	TURKEY	357	620	379
AUSTRIA	115 052	191 274	119 149	SOVIET UNION	108	69	45
ANDORRA	223	1 139	711	POLAND	815	1 429	896
MALTA	862	1 823	1 112	CZECHOSLOVAKIA	1 305	916	573
YUGOSLAVIA	13 259	28 895	18 233	HUNGARY	1 070	2 181	1 375
TURKEY	2 819	6 401	3 925	USA	12 650	57 381	35 609
SOVIET UNION	4 274	5 280	3 283	CANADA	42	259	151
POLAND	16 000	29 697	19 281	MEXICO	782	2 630	1 646
CZECHOSLOVAKIA	3 795	8 235	5 236	BRAZIL	2 368	2 540	1 586
HUNGARY	7 291	14 382	9 020	ISRAEL	67	156	95
ROMANIA	485	1 117	727	INDIA	101	670	411
BULGARIA	1 166	1 654	1 011	THAILAND	2 190	2 722	1 687
MOROCCO	691	302	185	MALAYSIA	1 345	4 156	2 610
ALGERIA	82	63	38	SINGAPORE	1 560	5 323	3 368
TUNISIA	699	1 005	616	CHINA	7 390	5 181	3 235
LIBYA	133	182	113	SOUTH KOREA	5 018	5 164	3 182
EGYPT	1 270	1 995	1 231	JAPAN	22 198	117 823	73 280
SENEGAL	13	74	46	TAIWAN	7 389	12 589	7 807
LIBERIA	51	76	45	HONG KONG	2 353	3 479	2 111
IVORY COAST	92	228	136	EXPORTS	408 059	1 423 886	884 084
NIGERIA	75	110	66	FRANCE	52 614	190 728	118 208
KENYA	96	97	56	BELGIUM LUX	18 631	48 244	29 881
REUNION	166	316	201	NETHERLANDS	41 075	94 622	58 603
MAURITIUS	188	629	388	ITALY	27 969	125 605	78 297
SOUTH AFRICA	1 063	2 737	1 699	UNITED KINGDOM	32 704	129 385	79 874

6 IMPORTS AND EXPORTS (SPECIAL TRADE) BY GROUPS OF THE SITC-REV. III AND BY COUNTRIES OF PRODUCTION AND CONSUMPTION 1990

GROUP COUNTRY	DT = 100 KG	1 000 DM	1 000 \$	GROUP COUNTRY	DT = 100 KG	1 000 DM	1 000 \$
IRELAND	1 221	3 685	2 276	ARAB EMIRAT	1 999	4 651	2 886
DENMARK	9 549	28 003	17 340	OMAN	106	425	255
GREECE	3 445	14 697	9 156	NORTH YEMEN	41	200	122
PORTUGAL	4 342	16 778	10 415	PAKISTAN	1 193	2 508	1 580
SPAIN	18 619	86 690	53 642	INDIA	704	2 296	1 429
CANARY IS	470	3 406	2 103	BANGLADESH	532	1 135	704
ICELAND	588	1 259	794	SRI LANKA	122	366	229
NORWAY	4 104	13 870	8 653	NEPAL	86	506	320
SWEDEN	9 223	38 016	23 517	MYANMAR	48	60	32
FINLAND	5 823	16 654	10 319	THAILAND	2 529	7 903	4 897
SWITZERLAND	31 854	82 011	50 981	VIETNAM	27	102	66
AUSTRIA	20 979	58 606	36 487	INDONESIA	2 414	7 453	4 650
ANDORRA	21	1 804	1 005	MALAYSIA	3 677	9 205	5 710
GIBRALTAR	1	140	87	SINGAPORE	2 113	10 344	6 465
MALTA	316	819	497	PHILIPPINES	893	3 802	2 325
YUGOSLAVIA	3 826	21 311	13 478	CHINA	94	357	222
TURKEY	2 479	9 254	5 795	SOUTH KOREA	1 726	9 100	5 673
SOVIET UNION	2 984	7 415	4 654	JAPAN	5 356	41 648	25 930
POLAND	3 066	11 103	7 144	TAIWAN	2 144	9 969	6 170
CZECHOSLOVAKIA	1 841	4 931	3 143	HONG KONG	2 211	22 511	13 786
HUNGARY	2 743	12 143	7 623	AUSTRALIA	4 653	14 933	9 285
ROMANIA	121	484	302	NEW ZEALAND	754	2 158	1 329
BULGARIA	169	1 171	719	AMER OCEANIA	1	230	149
ALBANIA	11	57	37	NEW CALEDON	80	353	220
MOROCCO	694	1 785	1 119	FIJI	10	70	43
ALGERIA	1 066	3 516	2 244	FR POLYNESIA	70	312	196
TUNISIA	409	1 033	638	SHIPS SUPPL		339	207
LIBYA	80	703	435				
EGYPT	776	2 755	1 714	896 WORKS OF ART,ANTIQUE ETC			
BURKINA FASO	46	140	85				
NIGER	23	77	46	IMPORTS	36 951	797 213	496 284
SENEGAL	55	168	105				
LIBERIA	18	617	369	FRANCE	1 013	67 514	42 034
IVORY COAST	284	901	558	BELGIUM LUX	537	24 690	15 824
GHANA	27	97	61	NETHERLANDS	2 062	26 490	16 327
TOGO	57	365	230	ITALY	1 881	19 725	12 314
BENIN	26	73	42	UNTD KINGDOM	9 915	155 120	95 855
NIGERIA	913	1 780	1 113	IRELAND	38	2 489	1 517
CAMEROON	117	372	226	DENMARK	7 836	33 506	20 925
GABON	91	244	150	GREECE	203	5 672	3 522
CONGO	69	107	66	PORTUGAL	133	1 588	972
ZAIRE	136	311	194	SPAIN	332	10 103	6 177
RWANDA	193	293	186	ICELAND	3	384	241
BURUNDI	14	182	113	FAROE IS	3	977	600
ANGOLA	328	632	381	NORWAY	76	2 595	1 599
ETHIOPIA	202	595	368	SWEDEN	392	6 876	4 303
DJIBOUTI	26	67	42	FINLAND	26	676	425
KENYA	570	1 171	751	SWITZERLAND	2 232	180 783	113 849
UGANDA	109	290	186	AUSTRIA	2 262	38 382	23 836
TANZANIA	198	194	122	ANDORRA		71	43
MADAGASCAR	201	414	260	GIBRALTAR	1	188	117
REUNION	86	291	176	VATICAN CITY	15	712	433
MAURITIUS	179	811	504	MALTA		522	320
ZAMBIA	60	182	113	YUGOSLAVIA	13	1 073	662
ZIMBABWE	209	330	204	TURKEY	17	1 779	1 102
MALAWI	30	125	77	SOVIET UNION	247	6 839	4 257
SOUTH AFRICA	4 416	10 761	6 691	POLAND	334	1 512	946
USA	39 496	132 530	82 233	CZECHOSLOVAKIA	477	2 312	1 425
CANADA	2 874	14 977	9 185	HUNGARY	1 051	2 608	1 645
MEXICO	1 444	5 918	6 227	ROMANIA	38	319	199
BERMUDA	1	81	48	BULGARIA	29	977	606
GUATEMALA	235	684	421	ALBANIA		54	34
HONDURAS	96	303	182	MOROCCO	103	117	70
EL SALVADOR	51	367	223	EGYPT	11	276	170
COSTA RICA	228	922	582	MALI	31	109	65
PANAMA	26	118	73	IVORY COAST	5	112	72
HAITI	59	106	66	BENIN	1	96	57
BAHAMAS		89	58	ZAIRE	3	53	34
DOMINIC REP	46	156	101	ZIMBABWE	39	88	55
GUADELOUPE	89	345	207	SOUTH AFRICA	22	261	158
BRIT VIRG IS	13	78	47	USA	2 035	168 985	104 523
MARTINIQUE	41	137	85	CANADA	118	2 522	1 588
TRINIDAD TOB	99	262	157	MEXICO	13	95	54
ARUBA	13	69	41	PANAMA		737	452
NETH ANTILL	21	489	306	CUBA	152	1 796	1 112
COLOMBIA	228	2 878	1 796	BRIT VIRG IS		89	58
VENEZUELA	276	832	523	COLOMBIA	4	135	86
FRENCH GUIAN	13	66	38	VENEZUELA	1	225	136
ECUADOR	433	1 679	1 044	PERU	93	227	139
PERU	472	919	569	BRAZIL	103	393	244
BRAZIL	402	4 573	2 906	CHILE	9	176	108
CHILE	1 435	4 693	2 906	PARAGUAY		169	100
BOLIVIA	341	1 039	651	URUGUAY	11	341	209
PARAGUAY	133	830	524	ARGENTINA	12	1 815	1 160
URUGUAY	382	994	632	CYPRUS		388	239
ARGENTINA	571	2 467	1 562	LEBANON	3	66	41
CYPRUS	889	1 820	1 135	IRAN	27	889	550
LEBANON	266	748	467	ISRAEL	23	3 519	2 151
SYRIA	181	549	331	PAKISTAN	31	154	96
IRAQ	280	357	209	INDIA	90	387	240
IRAN	5 632	9 027	5 615	NEPAL	7	535	335
ISRAEL	2 012	7 460	4 645	THAILAND	130	878	548
JORDAN	519	714	434	VIETNAM	36	517	317
SAUDI ARABIA	3 570	9 904	6 136	CAMBODIA	7	140	86
KUWAIT	573	1 614	965	INDONESIA	85	111	69
BAHRAIN	167	764	464	SINGAPORE	23	603	371
QATAR	188	627	384	PHILIPPINES	29	178	115

6 IMPORTS AND EXPORTS (SPECIAL TRADE) BY GROUPS OF THE SITC-REV. III AND BY COUNTRIES OF PRODUCTION AND CONSUMPTION 1990

GROUP COUNTRY	DT = 100 KG	1 000 DM	1 000 \$	GROUP COUNTRY	DT = 100 KG	1 000 DM	1 000 \$
CHINA	505	1 851	1 143	PERU	30	318	199
SOUTH KOREA	54	504	314	BRAZIL	365	6 581	3 973
JAPAN	236	2 938	1 830	CHILE	25	197	121
TAIWAN	1 074	1 898	1 203	URUGUAY	6	128	80
HONG KONG	412	3 349	2 078	ARGENTINA	1	296	189
MACAO		248	151	LEBANON		259	161
AUSTRALIA	42	1 329	816	ISRAEL	26	26 235	16 496
PAPUA NEW G	59	393	239	BAHRAIN		51	30
NEW ZEALAND	2	175	107	ARAB EMIRAT	4	312	194
EXPORTS	13 319	2 559 898	1 563 030	PAKISTAN	44	203	129
FRANCE	1 063	307 620	192 777	INDIA	1 074	9 782	6 078
BELGIUM LUX	830	52 343	32 019	SRI LANKA	15	2 409	1 504
NETHERLANDS	767	219 563	131 931	NEPAL	10	373	231
ITALY	912	181 365	109 042	THAILAND	565	107 897	67 383
UNTD KINGDOM	1 374	307 737	188 958	INDONESIA	131	4 603	2 878
IRELAND	60	382	244	MALAYSIA		8 790	5 505
DENMARK	510	42 404	26 216	SINGAPORE	9	2 383	1 507
GREECE	11	959	583	PHILIPPINES	618	3 841	2 361
PORTUGAL	40	552	339	CHINA	2 152	26 378	16 822
SPAIN	276	135 599	84 211	SOUTH KOREA	7 125	39 498	24 485
CANARY IS	2	67	40	JAPAN	138	12 648	7 881
NORWAY	83	5 441	3 279	TAIWAN	3 357	29 494	18 299
SWEDEN	231	48 954	30 275	HONG KONG	6 188	93 218	58 796
FINLAND	65	6 345	3 774	AUSTRALIA	2	81	54
SWITZERLAND	1 982	598 614	361 051	NEW ZEALAND	15	455	285
AUSTRIA	889	94 830	57 857	EXPORTS	10 607	1 348 257	837 859
ANDORRA		218	129	FRANCE	1 518	82 920	51 470
YUGOSLAVIA	80	18 443	12 086	BELGIUM LUX	485	68 940	42 882
TURKEY		105	65	NETHERLANDS	1 255	140 681	87 168
SOVIET UNION	217	40 717	24 980	ITALY	285	22 437	13 902
POLAND	305	13 169	8 560	UNTD KINGDOM	557	76 040	47 474
CZECHOSLOVA	50	4 654	2 856	IRELAND	63	2 491	1 551
HUNGARY	97	8 890	5 283	DENMARK	238	23 565	14 723
EGYPT		105	67	GREECE	146	2 852	1 763
CENT AFR REP	8	62	37	PORTUGAL	66	3 642	2 253
TANZANIA	10	74	45	SPAIN	375	13 690	8 558
SOUTH AFRICA	18	979	624	CANARY IS		554	350
USA	2 368	300 316	183 616	CEUTA MEL	1	162	102
CANADA	75	11 703	7 123	ICELAND	5	2 539	1 592
MEXICO	4	93	60	NORWAY	164	25 788	16 062
COLOMBIA	4	318	191	SWEDEN	285	33 329	20 732
VENEZUELA		229	140	FINLAND	147	22 252	13 786
BRAZIL	17	640	407	SWITZERLAND	1 332	314 875	195 427
CHILE	5	308	188	AUSTRIA	1 137	186 030	116 061
URUGUAY	1	140	85	ANDORRA	4	663	404
ARGENTINA		89	54	MALTA		139	87
CYPRUS	4	98	60	YUGOSLAVIA	276	5 556	3 454
ISRAEL	11	2 654	1 627	TURKEY	56	909	560
INDIA	10	121	72	SOVIET UNION	4	314	202
THAILAND	3	90	55	POLAND	93	4 771	3 032
SINGAPORE	30	661	419	CZECHOSLOVA	47	11 473	7 417
CHINA		233	140	HUNGARY	79	2 501	1 549
SOUTH KOREA	24	2 110	1 311	ROMANIA	8	193	119
JAPAN	610	132 970	80 030	BULGARIA	53	1 047	658
TAIWAN	144	384	228	ALBANIA	2	280	169
HONG KONG	15	1 700	1 042	MOROCCO	14	853	562
MACAO		55	35	ALGERIA	29	356	226
AUSTRALIA	86	14 177	8 439	TUNISIA	16	3 804	2 421
NEW ZEALAND	20	144	92	EGYPT	8	7 727	4 775
897 GOLD, SILVERWARE, JEWELRY				SENEGAL		54	36
IMPORTS	31 835	1 248 923	781 492	GUINEA		233	157
FRANCE	692	62 203	38 939	LIBERIA	8	124	76
BELGIUM LUX	156	8 190	5 216	IVORY COAST	11	797	500
NETHERLANDS	1 709	19 635	12 303	BENIN	2	74	44
ITALY	2 891	516 385	322 890	NIGERIA		105	68
UNTD KINGDOM	785	36 853	23 010	ANGOLA		59	33
IRELAND	479	15 435	9 648	KENYA	5	566	357
DENMARK	286	8 029	5 042	TANZANIA	2	99	58
GREECE	58	2 648	1 633	REUNION		132	82
PORTUGAL	27	4 207	2 644	MAURITIUS	32	7 055	4 380
SPAIN	177	20 790	13 048	ZIMBABWE		4 665	2 924
NORWAY	4	645	406	SOUTH AFRICA	50	3 240	2 012
SWEDEN	6	555	351	USA	782	61 527	38 324
FINLAND	41	15 186	9 584	CANADA	114	3 813	2 350
SWITZERLAND	103	35 075	22 020	MEXICO	7	2 975	1 832
AUSTRIA	1 208	50 919	31 827	BERMUDA		3 606	2 200
YUGOSLAVIA	7	2 795	1 769	HONDURAS		273	175
TURKEY	50	8 032	5 114	EL SALVADOR		58	38
SOVIET UNION	15	15 352	9 466	PANAMA	3	1 081	678
POLAND	33	1 144	717	CUBA		52	32
CZECHOSLOVA	562	6 855	4 239	HAITI	1	155	96
HUNGARY	17	2 632	1 639	BAHAMAS		1 215	759
MOROCCO	5	440	263	DOMINIC REP	1	126	75
EGYPT	55	226	140	AM VIRGIN IS		932	577
TOGO	11	99	62	GUADELOUPE		216	131
ZAIRE	4	75	48	ANTIGUA		83	51
MAURITIUS	12	3 530	2 210	MARTINIQUE		102	61
SOUTH AFRICA	9	422	263	CAYMAN IS		663	417
USA	472	30 660	19 177	JAMAICA		1 116	725
CANADA	5	1 194	747	BARBADOS		477	297
MEXICO	36	1 482	923	TRINIDAD TOB		154	103
COLOMBIA	4	265	168	GUENADA		58	39
				ARUBA		1 725	1 063
				NETH ANTILL		2 757	1 759
				COLOMBIA	1	270	174

6 IMPORTS AND EXPORTS (SPECIAL TRADE) BY GROUPS OF THE SITC-REV. III AND BY COUNTRIES OF PRODUCTION AND CONSUMPTION 1990

GROUP COUNTRY	DT = 100 KG	1 000 DM	1 000 \$	GROUP COUNTRY	DT = 100 KG	1 000 DM	1 000 \$
VENEZUELA		555	365	FRANCE	228 696	617 541	384 394
FRENCH GUIAN		86	52	BELGIUM LUX	33 298	116 428	72 270
BRAZIL	7	2 664	1 605	NETHERLANDS	128 425	373 870	232 883
CHILE		1 054	664	ITALY	102 502	309 635	192 094
PARAGUAY		61	40	UNITD KINGDOM	175 799	519 348	324 964
URUGUAY		118	74	IRELAND	4 039	12 303	7 725
ARGENTINA		711	451	DENMARK	34 536	100 210	62 295
CYPRUS	1	306	192	GREECE	5 561	17 659	10 964
IRAQ	7	2 094	1 234	PORTUGAL	15 173	42 492	26 448
IRAN		308	187	SPAIN	71 640	198 804	123 347
ISRAEL	77	6 356	3 963	CANARY IS	915	2 366	1 461
JORDAN		264	162	CEUTA MEL	33	79	47
SAUDI ARABIA	79	3 982	2 425	ICELAND	729	2 440	1 542
KUWAIT	10	507	302	NORWAY	9 193	31 671	19 717
BAHRAIN	2	805	489	SWEDEN	40 868	109 111	67 972
QATAR	3	1 251	808	FINLAND	12 923	44 242	27 545
ARAB EMIRAT	4	12 604	7 694	SWITZERLAND	50 977	288 042	179 424
OMAN		315	194	AUSTRIA	58 810	269 336	164 201
PAKISTAN		5 406	3 315	ANDORRA	1 224	3 925	2 417
INDIA	4	163	99	GIBRALTAR	23	69	42
THAILAND	7	3 399	2 121	MALTA	586	2 963	1 831
INDONESIA		289	182	YUGOSLAVIA	10 162	42 552	26 453
MALAYSIA	3	2 231	1 381	TURKEY	4 057	17 785	11 001
SINGAPORE	32	10 444	6 451	SOVIET UNION	12 109	43 235	26 544
PHILIPPINES	1	1 054	652	POLAND	20 247	43 538	27 292
CHINA	1	240	156	CZECHOSLOVA	5 687	28 940	18 161
SOUTH KOREA	31	3 877	2 391	HUNGARY	6 665	22 857	14 110
JAPAN	246	72 644	44 679	ROMANIA	438	1 770	1 113
TAIWAN	27	3 781	2 360	BULGARIA	685	2 203	1 362
HONG KONG	201	29 344	18 225	ALBANIA	46	605	369
AUSTRALIA	83	14 735	9 151	MOROCCO	551	1 810	1 136
NEW ZEALAND	3	736	467	ALGERIA	83	1 511	902
AMER OCEANIA		219	137	TUNISIA	436	1 436	879
NEW CALEDON		108	66	LIBYA	19	375	232
FIJI		143	88	EGYPT	399	1 165	726
FR POLYNESIA		410	252	SUDAN	18	124	74
SHIPS SUPPL	3	314	199	BURKINA FASO	21	87	53
				IVORY COAST	11	163	104
898 MUSICAL INSTRUMENTS,ETC.				GHANA	8	63	37
IMPORTS	1 126 424	3 653 784	2 284 356	BENIN	7	61	42
FRANCE	137 193	306 826	190 667	NIGERIA	112	567	357
BELGIUM LUX	14 119	89 870	56 033	CAMEROON	31	2 085	1 275
NETHERLANDS	126 471	313 674	196 737	CONGO	7	73	43
ITALY	33 502	97 523	61 266	ZAIRE	4	54	35
UNITD KINGDOM	135 825	455 387	285 107	BURUNDI		57	36
IRELAND	32 806	256 213	161 646	ANGOLA	83	465	278
DENMARK	13 956	63 508	39 730	KENYA	32	130	78
GREECE	707	2 703	1 685	TANZANIA	28	150	94
PORTUGAL	2 061	3 761	2 357	MADAGASCAR		47	30
SPAIN	2 253	11 786	7 311	REUNION	151	406	257
ICELAND	3	62	38	MAURITIUS	13	81	50
NORWAY	123	5 255	3 186	ZIMBABWE	10	105	64
SWEDEN	1 468	11 384	7 106	SOUTH AFRICA	3 977	16 260	10 071
FINLAND	1 167	3 275	2 017	NAMIBIA	10	71	43
SWITZERLAND	20 401	111 340	69 843	BOTSWANA	2	64	38
AUSTRIA	31 763	109 867	68 326	USA	75 790	252 664	156 375
YUGOSLAVIA	970	2 349	1 457	CANADA	6 113	19 861	12 388
TURKEY	9 414	15 627	9 740	MEXICO	1 893	8 473	5 376
SOVIET UNION	525	664	416	GUATEMALA	16	55	34
POLAND	3 378	2 722	1 716	COSTA RICA	43	244	151
CZECHOSLOVA	3 379	7 598	4 792	CUBA	22	366	237
HUNGARY	681	4 046	2 509	BARBADOS	22	103	65
ROMANIA	240	385	229	NETH ANTILL	62	115	66
BULGARIA	1 388	2 198	1 432	COLOMBIA	126	1 561	1 014
CAMEROON	39	60	35	VENEZUELA	163	819	524
SOUTH AFRICA	122	620	380	ECUADOR	50	98	63
USA	65 420	584 891	364 193	PERU	482	1 170	773
CANADA	1 348	12 681	7 934	BRAZIL	4 530	12 726	7 923
MEXICO	1 392	2 585	1 676	CHILE	225	1 189	738
BELIZE	67	116	76	BOLIVIA	24	77	45
NETH ANTILL	6	501	297	PARAGUAY	13	65	40
BRAZIL	84	283	167	URUGUAY	33	155	94
ISRAEL	1 055	5 637	3 475	ARGENTINA	473	1 706	1 059
ARAB EMIRAT	38	202	133	CYPRUS	83	385	239
PAKISTAN	131	217	139	LEBANON	102	410	255
INDIA	334	1 008	613	SYRIA	256	456	277
SRI LANKA	51	200	134	IRAQ	21	221	133
THAILAND	3 852	5 929	3 754	IRAN	2 529	12 861	7 754
INDONESIA	1 744	3 052	1 857	ISRAEL	4 676	12 216	7 617
MALAYSIA	339	626	403	SAUDI ARABIA	495	1 923	1 214
SINGAPORE	3 711	8 465	5 425	KUWAIT	294	984	581
PHILIPPINES	243	1 966	1 210	BAHRAIN	10	115	73
CHINA	73 085	86 790	54 200	QATAR	17	155	96
NORTH KOREA	71	183	117	ARAB EMIRAT	250	1 702	1 055
SOUTH KOREA	44 224	73 915	46 190	OMAN	45	502	312
JAPAN	323 694	916 346	573 252	PAKISTAN	6	216	128
TAIWAN	17 995	43 306	27 112	INDIA	24	752	457
HONG KONG	12 934	22 801	14 155	BANGLADESH	20	71	39
MACAO	44	150	88	SRI LANKA	14	119	72
AUSTRALIA	341	2 473	1 529	THAILAND	243	1 687	1 037
NEW ZEALAND	7	49	32	INDONESIA	34	511	315
AMER OCEANIA	13	317	196	MALAYSIA	222	1 046	655
EXPORTS	1 176 842	3 831 035	2 383 581	BRUNEI	5	99	58
				SINGAPORE	1 617	13 161	8 080
				PHILIPPINES	99	386	236
				CHINA	133	2 824	1 756
				NORTH KOREA	106	386	231

6 IMPORTS AND EXPORTS (SPECIAL TRADE) BY GROUPS OF THE SITC-REV. III AND BY COUNTRIES OF PRODUCTION AND CONSUMPTION 1990

GROUP COUNTRY	DT = 100 KG	1 000 DM	1 000 \$	GROUP COUNTRY	DT = 100 KG	1 000 DM	1 000 \$
SOUTH KOREA	2 230	13 858	8 583	SWEDEN	21 986	56 308	34 915
JAPAN	11 100	104 452	64 520	FINLAND	10 881	28 810	17 864
TAIWAN	1 889	10 853	6 741	SWITZERLAND	76 376	203 222	126 385
HONG KONG	3 795	14 323	8 958	AUSTRIA	95 283	143 582	89 135
AUSTRALIA	12 870	39 197	24 348	ANDORRA	82	376	226
NEW ZEALAND	1 335	5 155	3 208	MALTA	931	4 517	2 799
NEW CALEDON	55	132	81	YUGOSLAVIA	12 713	77 430	48 247
FR POLYNESIA	7	63	39	TURKEY	9 867	33 618	20 965
899 MISC MANUFCTRD GOODS NES				SOVIET UNION	605	4 655	2 871
IMPORTS	1 338 661	1 993 921	1 240 452	POLAND	9 367	41 427	26 052
FRANCE	53 178	159 041	98 868	CZECHOSLOVA	1 879	9 099	5 660
BELGIUM LUX	18 176	44 162	27 439	HUNGARY	2 739	17 261	10 706
NETHERLANDS	144 827	157 755	98 465	ROMANIA	2 069	14 139	8 788
ITALY	92 912	158 159	97 976	BULGARIA	996	4 234	2 632
UNTD KINGDOM	116 717	90 954	56 901	ALBANIA	67	917	571
IRELAND	4 106	28 989	17 746	MOROCCO	1 308	8 179	5 106
DENMARK	14 654	41 853	26 129	ALGERIA	987	2 044	1 233
GREECE	1 133	4 434	2 764	TUNISIA	2 699	12 850	7 986
PORTUGAL	66 503	36 606	22 912	LIBYA	123	482	295
SPAIN	5 951	13 141	8 201	EGYPT	288	1 207	739
NORWAY	3 780	3 232	1 971	SUDAN	34	309	186
SWEDEN	9 779	24 886	15 448	SENEGAL	34	69	43
FINLAND	926	5 622	3 494	IVORY COAST	82	267	173
SWITZERLAND	40 847	219 656	136 571	GHANA	59	385	230
AUSTRIA	9 613	38 246	23 729	TOGO	44	101	60
MALTA	9	219	136	NIGERIA	481	945	600
YUGOSLAVIA	65 333	24 834	15 391	CAMEROON	16	59	36
TURKEY	5 180	6 414	3 998	BURUNDI	9	55	32
SOVIET UNION	3 610	806	511	ANGOLA	49	176	105
POLAND	40 464	12 706	8 017	KENYA	25	86	48
CZECHOSLOVA	20 169	6 884	4 134	UGANDA	16	49	32
HUNGARY	41 469	13 779	8 560	TANZANIA	25	52	31
ROMANIA	27 912	11 450	7 052	REUNION	532	554	335
BULGARIA	98	62	37	MAURITIUS	20	489	296
ALBANIA	729	486	309	ZAMBIA	22	271	171
MOROCCO	550	375	232	ZIMBABWE	94	556	353
TUNISIA	2	57	34	MALAWI	27	97	61
BURKINA FASO	120	196	123	SOUTH AFRICA	2 171	9 285	5 755
NIGER	82	60	35	LESOTHO	1 096	297	179
GHANA	91	161	106	USA	30 429	143 959	89 316
KENYA	537	772	475	CANADA	3 488	14 918	9 270
MAURITIUS	47	1 272	793	MEXICO	509	4 292	2 671
SOUTH AFRICA	1 113	2 762	1 709	GUATEMALA	70	277	172
NAMIBIA	10	55	32	EL SALVADOR	60	104	65
SWAZILAND	42	83	52	COSTA RICA	160	362	223
LESOTHO	1 606	1 323	807	PANAMA	42	136	80
USA	11 102	184 583	114 627	CUBA	22	434	272
CANADA	489	9 615	5 981	HAITI	28	60	39
MEXICO	904	1 272	799	DOMINIC REP	32	78	48
HAITI	275	100	61	GUADELOUPE	255	249	161
DOMINIC REP	2	70	42	MARTINIQUE	283	311	203
TRINIDAD TOB	1	51	31	BARBADOS	105	46	30
ECUADOR	385	732	454	TRINIDAD TOB	19	66	36
BRAZIL	376	3 334	2 078	ARUBA	10	139	94
CHILE	58	374	229	NETH ANTILL	98	178	105
ARGENTINA	27	210	133	COLOMBIA	10	741	455
ISRAEL	36	325	201	VENEZUELA	115	1 165	722
AFGHANISTAN	31	87	53	ECUADOR	98	792	486
PAKISTAN	24	139	92	PERU	149	601	372
INDIA	2 948	4 025	2 490	BRAZIL	282	10 395	6 514
BANGLADESH	560	543	349	CHILE	213	1 858	1 150
SRI LANKA	2 384	2 032	1 274	BOLIVIA	56	237	146
THAILAND	11 085	18 170	11 364	PARAGUAY	78	212	133
VIETNAM	1 475	607	376	URUGUAY	84	273	168
INDONESIA	9 165	7 649	4 747	ARGENTINA	444	4 050	2 550
MALAYSIA	1 791	5 879	3 486	CYPRUS	464	1 383	841
SINGAPORE	2 983	5 520	3 463	LEBANON	265	747	459
PHILIPPINES	12 528	16 654	10 340	SYRIA	512	963	592
MONGOLIA	7	284	181	IRAQ	215	574	343
CHINA	351 199	321 730	200 370	IRAN	1 307	9 347	5 778
NORTH KOREA	21	62	41	ISRAEL	3 358	9 438	5 839
SOUTH KOREA	14 792	56 396	35 048	JORDAN	122	486	302
JAPAN	39 330	103 802	64 620	SAUDI ARABIA	1 379	3 610	2 214
TAIWAN	52 551	81 527	50 742	KUWAIT	428	1 269	757
HONG KONG	29 182	49 596	30 896	BAHRAIN	192	387	231
MACAO	397	503	325	QATAR	104	311	192
AUSTRALIA	76	6 652	4 089	ARAB EMIRAT	771	2 710	1 644
NEW ZEALAND	2	183	117	OMAN	41	157	97
EXPORTS	755 577	1 906 439	1 183 927	NORTH YEMEN	65	289	184
FRANCE	79 979	185 528	115 042	AFGHANISTAN	82	234	147
BELGIUM LUX	58 422	83 026	51 407	PAKISTAN	91	604	378
NETHERLANDS	116 474	186 117	115 649	INDIA	926	4 262	2 640
ITALY	34 604	110 318	68 280	SRI LANKA	317	2 278	1 416
UNTD KINGDOM	36 299	104 491	64 970	MYANMAR	8	325	209
IRELAND	2 745	9 282	5 794	THAILAND	761	3 015	1 865
DENMARK	53 284	54 318	33 750	VIETNAM	46	178	115
GREECE	10 614	38 769	24 155	INDONESIA	285	1 165	723
PORTUGAL	15 586	40 606	25 174	MALAYSIA	500	1 544	967
SPAIN	15 417	62 498	38 863	SINGAPORE	2 274	6 736	4 180
CANARY IS	825	2 069	1 271	PHILIPPINES	377	2 350	1 447
ICELAND	703	1 320	810	MONGOLIA	125	503	304
NORWAY	10 198	22 211	13 867	CHINA	514	3 977	2 500
				SOUTH KOREA	588	7 942	4 915
				JAPAN	3 646	35 496	21 976
				TAIWAN	733	6 471	4 012
				HONG KONG	4 013	18 901	11 670
				AUSTRALIA	2 145	11 399	7 031

6 IMPORTS AND EXPORTS (SPECIAL TRADE) BY GROUPS OF THE SITC-REV. III AND BY COUNTRIES OF PRODUCTION AND CONSUMPTION 1990

GROUP COUNTRY	DT = 100 KG	1 000 DM	1 000 \$	GROUP COUNTRY	DT = 100 KG	1 000 DM	1 000 \$
NEW ZEALAND	179	912	573	SOUTH AFRICA	1	98	63
NEW CALEDON	11	50	31	BOTSWANA		317	189
FIJI	23	53	32	USA	263	16 226	10 053
FR POLYNESIA	31	89	56	CANADA	181	14 737	9 155
SHIPS SUPPL		570	349	MEXICO	7	325	204
931 SPEC.TRANSACTION NOT CLASSD				CUBA	9	1 176	722
IMPORTS	4 557 845	10 632 415	6 587 291	LEBANON	185	98	64
EXPORTS	5 590 285	6 918 304	4 322 727	ISRAEL	1	188	114
941 COMPL IND PLANT CHAPT 99				SINGAPORE	24	1 477	925
EXPORTS	279 363	392 797	242 075	CHINA	69	5 743	3 530
FRANCE	1 022	124	81	NORTH KOREA	6	741	451
BELGIUM LUX	991	3 484	2 183	SOUTH KOREA	5	702	426
ITALY	742	571	339	JAPAN	13	2 156	1 346
UNITED KINGDOM	108	110	66	AUSTRALIA	37	19 512	12 219
DENMARK	17 765	40 171	25 496	NEW ZEALAND	1	168	101
GREECE	59	328	192	N ZEAL OCEAN	2	239	146
PORTUGAL	333	2 494	1 584	EXPORTS	56 466	99 395	61 381
SPAIN	31 147	38 428	24 408	FRANCE	30	310	187
CANARY IS	271	584	377	BELGIUM LUX	2	70	42
NORWAY	17	303	181	NETHERLANDS	399	2 443	1 514
SWEDEN	159	2 222	1 371	ITALY	40	272	168
FINLAND	4 197	29 363	17 621	UNITED KINGDOM	605	1 044	624
SWITZERLAND	331	294	178	PORTUGAL		76	49
AUSTRIA	122	184	109	SPAIN	2	333	201
TURKEY	5 002	12 876	8 024	SWITZERLAND	214	6 659	4 099
SOVIET UNION	89 843	148 057	90 285	AUSTRIA	175	9 101	5 610
POLAND	1 728	1 358	853	ANDORRA	1	280	172
CZECHOSLOVAKIA	459	1 105	703	HUNGARY	1	50	32
HUNGARY	1 504	2 633	1 712	TUNISIA	1 046	1 091	647
ROMANIA	63	990	581	USA	17	1 048	652
ALGERIA	33 622	4 457	2 728	CANADA	1	168	100
TUNISIA	150	520	331	COSTA RICA	1 450	1 240	787
LIBYA	17 881	9 411	5 877	BAHAMAS		53	33
EGYPT	18 038	14 617	8 885	VENEZUELA	49 483	70 538	43 648
GHANA	1 603	784	484	ECUADOR	900	925	588
NIGERIA	6 557	14 054	8 581	ISRAEL	1 911	2 952	1 766
ZAIRE	7 949	4 658	2 865	PHILIPPINES	168	147	94
ANGOLA	398	477	285	JAPAN	15	385	236
ETHIOPIA	58	299	201	971 GOLD, NONMONTY EXCL ORES			
KENYA	39	402	256	IMPORTS	4 847	2 187 195	1 360 170
ZAMBIA	8	95	62	FRANCE	19	40 975	25 815
SOUTH AFRICA	104	200	119	BELGIUM LUX	261	64 999	41 634
USA	235	395	246	NETHERLANDS	727	27 017	16 711
CANADA	47	275	164	ITALY	1	928	572
MEXICO	56	886	570	UNITED KINGDOM	38	12 765	7 700
COLOMBIA	527	1 837	1 094	DENMARK	43	60 866	39 255
VENEZUELA	3 528	3 181	1 979	GREECE		80	47
FRENCH GUIAN	149	134	81	SPAIN		312	208
CHILE	1 621	3 603	2 199	NORWAY	3	2 637	1 631
ARGENTINA	58	155	93	SWEDEN	563	32 716	20 229
SYRIA	193	588	349	FINLAND	81	7 306	4 740
IRAQ	6 349	6 193	3 696	SWITZERLAND	286	207 439	130 278
IRAN	1 174	4 822	2 978	AUSTRIA	45	2 712	1 659
SAUDI ARABIA	1 445	9 493	5 686	MALTA		55	33
ARAB EMIRAT	8	159	101	YUGOSLAVIA	24	44 517	27 434
NORTH YEMEN	39	657	400	SOVIET UNION	157	316 334	190 438
PAKISTAN	107	513	306	POLAND	8	15 490	9 334
INDIA	6 884	2 380	1 440	CZECHOSLOVAKIA	456	5 342	3 382
BANGLADESH	125	731	492	HUNGARY		84	54
SRI LANKA	193	186	111	BULGARIA		256	151
THAILAND	3 132	3 433	2 160	GUINEA		736	461
INDONESIA	3 474	4 405	2 799	SIERRA LEONE		50	30
SINGAPORE	1 424	1 895	1 160	GHANA	149	264 452	164 278
CHINA	5 410	6 381	3 857	MAURITIUS		189	120
SOUTH KOREA	105	3 348	2 207	ZIMBABWE	40	78 713	49 988
HONG KONG	650	1 376	818	SOUTH AFRICA	165	325 101	200 634
961 COIN NONGOLD NONCURRENT				CANADA	234	303 633	191 583
IMPORTS	1 334	118 989	74 193	MEXICO	22	2 045	1 313
FRANCE	45	5 030	3 154	CUBA	4	4 644	2 751
BELGIUM LUX	4	599	373	BRAZIL	18	37 732	23 903
NETHERLANDS	23	2 752	1 739	CHILE	366	66 422	41 305
ITALY	9	2 087	1 307	BOLIVIA	210	15 383	9 674
UNITED KINGDOM	114	8 969	5 565	URUGUAY	2	5 496	3 252
IRELAND	5	134	87	KUWAIT		344	202
DENMARK	2	190	77	MALAYSIA		65	38
PORTUGAL	1	604	362	SINGAPORE	17	5 652	3 385
SPAIN	39	3 029	1 949	PHILIPPINES	29	10 914	6 749
ICELAND	1	88	58	CHINA		50	32
SWEDEN	2	127	75	NORTH KOREA	9	20 775	12 280
FINLAND	2	113	76	SOUTH KOREA	20	905	551
SWITZERLAND	65	8 248	5 131	JAPAN	1	1 573	965
AUSTRIA	102	10 892	6 818	AUSTRALIA	98	19 863	12 172
MALTA	1	55	33	NEW ZEALAND	9	6 263	3 716
TURKEY	9	1 203	743	EXPORTS	2 055	867 662	535 737
SOVIET UNION	59	8 021	5 073	FRANCE	39	14 124	8 646
POLAND	8	777	494	BELGIUM LUX	747	19 907	12 305
HUNGARY	4	546	327	NETHERLANDS	29	27 092	16 847
BULGARIA	11	895	560	ITALY	191	139 985	87 093
				UNITED KINGDOM	162	37 402	23 068
				IRELAND	5	277	172

6 IMPORTS AND EXPORTS (SPECIAL TRADE) BY GROUPS OF THE SITC-REV. III AND BY COUNTRIES OF PRODUCTION AND CONSUMPTION 1990

GROUP COUNTRY	DT = 100 KG	1 000 DM	1 000 \$	GROUP COUNTRY	DT = 100 KG	1 000 DM	1 000 \$
DENMARK		5 452	3 385				
GREECE		2 102	1 303				
PORTUGAL	56	112 644	69 914				
SPAIN	49	68 603	42 168				
ICELAND		50	30				
NORWAY		6 560	4 092				
SWEDEN	29	13 756	8 695				
FINLAND		1 273	787				
SWITZERLAND	160	153 421	94 743				
AUSTRIA	14	22 390	13 859				
ANDORRA		82	49				
MALTA		1 243	778				
YUGOSLAVIA	74	6 988	4 331				
TURKEY	10	1 062	643				
SOVIET UNION		211	136				
POLAND	2	415	257				
CZECHOSLOVA	2	8 915	5 557				
HUNGARY		179	111				
ROMANIA		60	38				
BULGARIA		334	198				
EGYPT		187	111				
MAURITIUS		741	449				
SOUTH AFRICA		103	61				
USA	190	11 931	7 486				
CANADA	195	2 251	1 348				
MEXICO		115	71				
CUBA		46	30				
BRAZIL	1	1 472	895				
CYPRUS	6	15 194	9 464				
LEBANON	1	2 223	1 314				
ISRAEL		816	486				
SAUDI ARABIA	23	44 779	27 680				
KUWAIT	10	23 230	13 881				
ARAB EMIRAT	24	50 170	29 999				
OMAN		138	86				
INDIA		500	303				
THAILAND	11	10 569	6 624				
MALAYSIA		337	206				
SINGAPORE	4	6 024	3 722				
PHILIPPINES	2	3 459	2 088				
CHINA		1 441	861				
NORTH KOREA		584	344				
SOUTH KOREA	7	17 541	10 622				
JAPAN	3	4 905	3 134				
HONG KONG	8	22 621	14 118				
AUSTRALIA	1	1 489	883				
972 MONETARY GOLD, GOLD COINS							
IMPORTS	80	202 800	125 488				
FRANCE		2 087	1 294				
BELGIUM LUX		736	455				
NETHERLANDS		419	262				
UNITED KINGDOM	7	18 504	11 408				
SPAIN		482	313				
ICELAND		137	87				
SWITZERLAND		6 231	3 917				
AUSTRIA	10	20 096	12 280				
TURKEY		250	158				
SOVIET UNION		4 481	2 801				
POLAND		204	122				
ALBANIA		128	76				
SOUTH AFRICA		894	547				
USA	11	23 422	14 417				
CANADA	27	64 118	39 471				
MEXICO		1 171	752				
CUBA		76	45				
SINGAPORE		209	128				
CHINA	1	6 987	4 235				
NORTH KOREA		255	153				
SOUTH KOREA		758	478				
JAPAN		307	194				
AUSTRALIA	24	50 517	31 690				
EXPORTS	49	108 010	66 335				
FRANCE		69	44				
BELGIUM LUX	9	16 452	10 215				
NETHERLANDS		819	486				
ITALY		203	125				
UNITED KINGDOM		112	71				
FINLAND		109	65				
SWITZERLAND	26	51 046	31 513				
AUSTRIA	12	26 352	15 922				
SOUTH AFRICA		3 703	2 234				
USA	2	8 306	5 133				
SINGAPORE		234	142				
HONG KONG		84	50				
AUSTRALIA		242	162				
TOTAL IMPORTS	3 744 358 480	550 627 705	342 608 529				
TOTAL EXPORTS	1 989 755 083	642 784 701	398 447 510				

7 IMPORTS AND EXPORTS (SPECIAL TRADE) BY COUNTRIES OF PRODUCTION AND CONSUMPTION AND BY GROUPS OF THE SITC-REV. III 1990

GROUP DESCRIPTION	DT = 100 KG	1 000 DM	1 000 \$	GROUP DESCRIPTION	DT = 100 KG	1 000 DM	1 000 \$
FRANCE				525 RADIO-ACTIVE MATERIALS	14 216	223 547	141 688
IMPORTS	277 277 366	65 111 347	40 506 737	531 SYNTH.COLOURS,LAKES,ETC.	25 936	68 197	42 397
001 LIVE ANIMALS	250 962	148 780	91 326	532 DYEING,TANNING MATERIALS	19 629	5 165	3 206
011 BOVINE MEAT	888 522	628 532	390 514	533 PIGMENTS, PAINTS, ETC.	500 394	250 585	154 929
012 OTHER MEAT, MEAT OFFAL	685 358	355 691	222 870	541 MEDICINES,ETC.EXC.GRP542	37 123	201 340	124 552
016 MEAT,ED.OFFL.DRY,SLT,SMK	12 535	13 662	8 576	542 MEDICAMENTS	75 497	569 000	353 734
017 MEAT,OFFL.PRPD,PRSD,NES	95 622	95 248	59 825	551 ESSNTL.OIL,PERFUME,FLAVR	38 921	129 089	80 121
022 MILK AND CREAM	958 716	215 576	132 988	553 PERFUMERY,COSMETICS,ETC.	275 682	759 225	470 926
023 BUTTER,OTHER FAT OF MILK	17 537	12 847	7 812	554 SOAP,CLEANERS,POLISH,ETC	777 204	158 728	98 781
024 CHEESE AND CURD	900 777	822 881	514 284	562 FERTILIZER,EXCEPT GRP272	4 502 658	83 558	51 743
025 EGGS,BIRDS,YOLKS,ALBUMIN	41 539	17 558	10 885	571 POLYMERS OF ETHYLENE	1 995 851	351 792	219 018
034 FISH,FRESH,CHILLED,FROZN	83 032	64 940	40 201	573 POLYMERS OF STYRENE	1 137 327	272 634	169 573
035 FISH,DRIED,SALTED,SMOKED	1 278	3 996	2 492	574 POLYMERS,VINYL CHLORIDE	997 997	193 240	120 138
036 CRUSTACEANS,MOLLUSCS ETC	23 233	22 097	13 799	575 POLYACETAL,POLYCARBONATE	184 585	63 512	39 236
037 FISH ETC.PRPD,PRSD,NES	29 353	19 657	12 234	581 OTH.PLASTIC,PRIMARY FORM	2 154 620	663 277	411 830
041 WHEAT, MESLIN, UNMILLED	11 554 944	476 161	292 663	582 PLASTIC TUBE,PIPE,HOSE	83 645	4 612	2 869
042 RICE	63 542	7 114	4 445	583 PLASTIC PLATE,SHEETS,ETC	631 426	384 521	238 398
043 BARLEY, UNMILLED	403 757	17 384	10 487	584 MONOFILAMENT OF PLASTICS	51 588	29 726	18 421
044 MAIZE UNMILLED	9 753 845	482 365	295 248	591 INSECTICIDES, ETC.	276 170	334 544	205 095
045 OTHER CEREALS, UNMILLED	383 855	20 322	12 584	592 STARCHES,INULIN,ETC.	957 043	188 092	116 832
046 MEAL,FLOUR OF WHEAT,MSLN	603 619	44 423	27 688	593 EXPLOSIVES,PYROTECHNICS	1 670	12 011	7 368
047 OTHER CEREAL MEAL,FLOURS	151 247	6 671	4 068	594 PREPRD ADDITIVES,LIQUIDS	607 619	189 706	118 113
048 CEREAL PREPARATIONS	2 822 140	375 561	233 844	598 MISC.CHEMICAL PRODS,NES	2 876 426	291 489	181 264
054 VEGETABLES	4 436 002	550 827	338 332	591 LEATHER	20 707	69 622	43 140
055 VEGETABLES,PRPD,PRSD,NES	1 885 309	375 154	234 206	612 MANUFACT.LEATHER ETC.NES	575	2 944	1 838
057 FRUIT,NUTS EXCL.OIL NUTS	2 164 204	362 558	227 562	613 FURSKINS,TANNED,DRESSED	491	9 060	5 606
058 FRUIT,PRESERVED,PREPARED	188 260	59 243	36 853	621 MATERIALS OF RUBBER	284 375	156 237	96 767
059 FRUIT, VEGETABLE JUICES	625 282	50 135	31 259	625 RUBBER TYRES,TUBES,ETC.	1 203 922	819 917	508 615
061 SUGARS,MOLASSES,HONEY	2 683 565	336 626	209 454	629 ARTICLES OF RUBBER, NES	114 433	217 691	134 809
062 SUGAR CONFECTIONERY	118 027	72 681	45 241	633 CORK MANUFACTURES	5 217	4 362	2 708
071 COFFEE,COFFEE SUBSTITUTE	156 711	41 852	26 348	634 VENEERS, PLYWOOD, ETC.	2 150 440	207 231	128 506
072 COCOA	55 829	21 288	13 261	635 WOOD MANUFACTURES, NES	347 057	82 681	51 552
073 CHOCOLATE,OTH.COCOA PREP	389 791	229 216	143 682	641 PAPER AND PAPERBOARD	6 789 989	1 212 236	752 785
074 TEA AND MATE	325	328	197	642 PAPER,PAPERBOARD,CUT ETC	1 078 141	370 133	229 564
075 SPICES	15 608	7 604	4 717	651 TEXTILE YARN	315 293	364 298	225 628
081 ANIMAL FEED STUFF	2 031 967	120 972	75 529	652 COTTON FABRICS, WOVEN	101 684	219 189	136 379
091 MARGARINE AND SHORTENING	716	90	57	653 FABRICS,MAN-MADE FIBRES	174 157	457 338	283 770
098 EDIBLE PROD.PREPRD,NES	481 447	185 666	114 117	654 OTH.TEXTILE FABRIC,WOVEN	100 077	164 852	101 953
111 NON-ALCOHOL.BEVERAGE,NES	2 514 773	231 072	144 716	655 KNIT,CROCHET.FABRIC NES	23 522	58 180	36 193
112 ALCOHOLIC BEVERAGES	3 524 555	1 476 911	924 682	656 TULLE,LACE,EMBROIDRY.ETC	12 518	77 982	48 382
121 TOBACCO, UNMANUFACTURED	45 673	29 518	18 743	657 SPECIAL YARN,TXTL.FABRIC	283 885	262 179	162 602
122 TOBACCO, MANUFACTURED	48 896	46 622	29 123	658 TEXTILE ARTICLES NES	39 640	77 671	48 343
211 HIDES,SKINS(EX.FURS),RAW	39 302	12 550	7 682	659 FLOOR COVERINGS, ETC.	98 507	54 001	34 303
212 FURSKINS, RAW	224	2 008	1 206	661 LIME,CEMENT,CONSTR.MATRL	7 640 900	172 220	106 999
222 OILSEED(SFT.FIX VEG.OIL)	7 168 877	696 786	432 547	662 CLAY,REFRCT.CONSTR.MATRL	4 448 491	241 908	150 336
223 OILSEED(OTH.FIX.VEG.OIL)	8 748	1 001	621	663 MINERAL MANUFACTURES,NES	2 128 349	234 127	145 208
231 NATURAL RUBBER, ETC.	6 100	1 742	1 076	664 GLASS	889 442	145 595	90 583
232 SYNTHETIC RUBBER, ETC.	816 833	206 208	127 442	665 GLASSWARE	981 410	294 760	183 937
244 CORK,NATURAL,RAW,WASTE	1 603	350	220	666 POTTERY	47 037	34 358	21 411
245 FUEL WOOD, WOOD CHARCOAL	138 602	4 463	2 735	667 PEARLS,PRECIOUS STONES	995 342	115 857	72 198
246 WOOD IN CHIPS, PARTICLES	2 507 948	10 413	6 445	671 PIG IRON,SPIEGELISN,ETC	1 044 469	87 192	53 868
247 WOOD ROUGH,ROUGH SQUARED	2 804 492	97 799	59 525	672 INGOTS ETC.IRON OR STEEL	5 782 500	538 907	333 274
248 WOOD, SIMPLY WORKED	1 471 303	119 090	73 774	673 FLAT-ROLLED IRON ETC.	3 429 081	448 494	277 308
251 PULP AND WASTE PAPER	1 595 101	95 800	59 120	674 FLAT-ROLLED PLATED IRON	794 135	270 186	167 476
261 SILK	113	141	84	675 IRON,STL.BAR,SHAPES ETC.	7 756 866	749 708	464 119
263 COTTON	70 799	10 373	6 468	677 RAILWAY TRACK IRON,STEEL	7 456	1 250	778
264 JUTE,OTH.TEXTL.BAST FIBR	911	162	103	678 WIRE OF IRON OR STEEL	523 925	116 422	72 141
265 VEGETABLE TEXTILE FIBRES	4 552	1 827	1 128	679 TUBES,PIPES,ETC.IRON,STL	1 407 534	295 499	182 893
266 SYNTHETIC FIBRES	88 154	36 432	22 630	681 SILVER,PLATINUM,ETC.	414	23 969	14 737
267 OTHER MAN-MADE FIBRES	19 343	2 818	1 741	682 COPPER	847 569	486 296	301 487
268 WOOL, OTHER ANIMAL HAIR	122 406	175 033	107 976	683 NICKEL	66 520	135 497	83 650
269 WORN CLOTHING,TEXTL.ARTL	15 405	3 136	1 945	684 ALUMINIUM	1 458 192	774 756	481 075
272 FERTILIZERS, CRUDE	18 201	750	457	685 LEAD	172 808	24 738	15 385
273 STONE, SAND AND GRAVEL	70 956 480	101 315	63 193	686 ZINC	385 369	121 491	75 078
274 SULPHUR,UNRSTD.IRON PYRS	16 391	2 232	1 391	687 TIN	384	480	293
277 NATURAL ABRASIVES, NES	173	218	130	689 MISC.NON-FERR.BASE METAL	45 073	33 428	20 583
278 OTHER CRUDE MINERALS	10 737 441	126 276	78 160	691 METALLIC STRUCTURES NES	764 789	232 504	144 544
282 FERROUS WASTE AND SCRAP	2 441 001	61 548	37 936	692 CONTAINERS,STORAGE,TRNSP	154 099	76 213	47 760
283 COPPER ORES,CONCENTRATES	41 201	9 231	5 916	693 WIRE PRODUCTS EXCL.ELECT	325 891	61 694	37 938
284 NICKEL ORES,CONCTR,MATTE	41 728	1 152	767	694 NAILS,SCREWS,NUTS,ETC.	191 362	109 248	67 548
285 ALUMINIUM ORE,CONCTR,ETC	198 918	21 082	13 049	695 TOOLS	52 617	190 876	118 774
287 ORE,CONCENTR.BASE METALS	1 504	303	187	696 CUTLERY	6 293	28 186	17 682
288 NON-FERROUS WASTE,SCRAP	976 549	296 830	183 984	697 HOUSEHOLD EQUIPMENT,NES	110 815	103 245	64 360
289 PREC.METAL ORES,CONCTRIS	81 218	2 990	1 866	699 MANUFACTS.BASE METAL,NES	887 077	562 131	348 929
291 CRUDE ANIMAL MATERLS,NES	247 294	42 997	26 598	711 STEAM GENER. BOILERS,ETC.	4 625	2 575	1 635
292 CRUDE VEG.MATERIALS, NES	3 620 194	109 591	68 438	712 STEAM TURBINES	1 262	10 159	6 202
321 COAL,NOT AGGLOMERATED	23 565	83 652	52 328	713 INTRNL COMBUS PSTN ENGIN	375 648	594 885	367 770
322 BRIQUETTES,LIGNITE,PEAT	892 109	20 986	308	714 ENGINES,MOTORS NON-ELECT	8 756	185 141	117 929
325 COKE,SEMI-COKE,RET.CARBON	13 046 398	598 447	13 080	716 ROTATING ELECTRIC PLANT	333 258	378 391	234 233
334 PETROLEUM PRODUCTS	2 003 713	79 116	376 492	718 OTH.POWR.GENRTNG.MACHNRY	22 088	68 032	42 195
335 RESIDUAL PETROL.PRODUCTS	322 428	15 430	49 043	721 AGRIC.MACHINES,EX.TRACTR	184 814	168 788	104 590
342 LIQUEFIED PROPANE,BUTANE	541 730	22 745	9 690	722 TRACTORS	71 440	80 116	49 886
344 PETROLEUM GASES, NES	1 730 196	92 609	14 064	723 CIVIL ENGINEERING EQUIPT	567 245	422 731	263 556
351 ELECTRIC CURRENT, MWH	107 410	12 246	60 969	724 TEXTILE,LEATHER MACHINES	46 153	131 115	81 246
411 ANIMAL OILS AND FATS	202 440	23 170	7 584	725 PAPER,PULP MILL MACHINES	34 093	74 670	46 653
421 FIXED VEG.FAT,OILS, SOFT	11 268	6 218	3 880	726 PRINTNG,BOOKBINDNG MACHS	36 435	80 450	49 984
422 FIXED VEG.FAT,OILS,OTHER	229 058	15 667	9 657	727 FOOD-PROCESS.MCH.NON DOM	10 060	33 404	20 759
431 ANIMAL,VEG.FATS,OILS,NES	1 434 193	173 640	107 339	728 OTH.MACH,PTS,SPCL INDUST	138 176	306 955	191 022
511 HYDROCARBONS,NES,DERIVTS	1 326 476	250 509	155 247	731 METAL REMOVAL WORK TOOLS	26 306	82 262	51 490
512 ALCOHOL,PHENOL,ETC.DERIV	2 026 180	435 572	270 148	733 MACH-TOOLS,METAL-WORKING	45 591	66 633	41 212
513 CARBOXYLIC ACIDS,DERIVTS	1 793 659	554 616	344 751	735 PARTS,NES,FOR MACH-TOOLS	106 022	129 580	80 540
514 NITROGEN-FUNCT.COMPOUNDS	323 633	211 104	130 614	741 METALWORKING MACHNRY NES	88 058	83 983	52 966
515 ORGANIC-INORGANIC COMPNDS	1 060 779	165 399	102 715	747 HEATING,COLING EQUIP,PART	201 883	390 698	242 532
516 OTHER ORGANIC CHEMICALS	3 364 952	233 139	144 546	742 PUMPS FOR LIQUIDS,PARTS	101 126	259 440	161 291
522 INORGANIC CHEM.ELEMENTS	941 866	84 136	52 257	743 PUMPS NES,CENTRIFUGS ETC	119 590	277 742	172 428
523 METAL.SALTS,INORGAN.ACID	204 142	24 865	15 454	744 MECHANICAL HANDLING EQUIP	601 147	442 257	276 225
524 OTHER CHEMICAL COMPOUNDS				745 OTH.NONELEC MCH,TOOL,NES	71 052	142 371	88 525

7 IMPORTS AND EXPORTS (SPECIAL TRADE) BY COUNTRIES OF PRODUCTION AND CONSUMPTION AND BY GROUPS OF THE SITC-REV. III 1990

GROUP DESCRIPTION	DT = 100 KG	1 000 DM	1 000 \$	GROUP DESCRIPTION	DT = 100 KG	1 000 DM	1 000 \$
746 BALL OR ROLLER BEARINGS	136 759	283 911	175 661	098 EDIBLE PROD.PREPRTS,NES	706 001	242 352	150 306
747 TAPS,COCKS,VALVES,ETC.	107 443	278 804	172 748	111 NON-ALCOHOL.BEVERAGE,NES	586 930	58 856	36 242
748 TRANSMISSION SHAFTS ETC	108 795	153 042	94 938	112 ALCOHOLIC BEVERAGES	529 413	86 743	53 641
749 NON-ELECT MACH.PARTS,ETC	89 499	168 714	104 907	121 TOBACCO, UNMANUFACTURED	33 201	1 640	1 012
751 OFFICE MACHINES	36 209	186 240	117 831	122 TOBACCO, MANUFACTURED	202 878	513 454	317 946
752 AUTOMATC.DATA PROC.EQUIP	41 224	804 864	506 603	211 HIDES,SKINS(EX.FURS),RAW	64 631	22 376	13 738
759 PARTS,FOR OFFICE MACHINS	29 212	891 190	552 717	212 FURSKINS, RAW	78	1 843	1 126
761 TELEVISION RECEIVERS ETC	123 935	337 637	210 489	222 OILSEED(SFT.FIX VEG.OIL)	82 685	10 235	6 411
762 RADIO-BROADCAST RECEIVER	6 802	96 557	59 764	223 OILSEED(OTH.FIX.VEG.OIL)	15 055	1 884	1 183
763 SOUND RECORDER,PHONOGRPH	21 681	120 017	75 457	231 NATURAL RUBBER, ETC.	19 166	3 232	1 999
764 TELECOMM.EQUIP.PARTS NES	60 888	530 148	330 390	232 SYNTHETIC RUBBER, ETC.	647 860	128 639	79 804
771 ELECT POWER MACHNY.PARTS	97 134	115 570	72 036	245 FUEL WOOD, WOOD CHARCOAL	6 106	259	160
772 ELECT.SWITCH.RELAY.CIRCUIT	155 895	845 102	522 443	246 WOOD IN CHIPS, PARTICLES	2 269 400	27 446	17 211
773 ELECT DISTRIB. EQPT NES	246 812	190 063	118 211	247 WOOD ROUGH,ROUGH SQUARED	1 009 162	17 164	10 832
774 ELECTRO-MECC.L.XRAY EQUIP	4 711	48 310	30 037	248 WOOD, SIMPLY WORKED	1 137 379	104 729	64 812
775 DOM.ELEC,NON-ELEC.EQUIPT	430 062	611 267	383 547	251 PULP AND WASTE PAPER	2 126 450	62 653	38 751
776 TRANSISTORS, VALVES, ETC.	40 690	600 830	373 865	261 SILK	1 382	1 735	1 047
778 ELECTRIC MACH. APPART.NES	538 303	666 222	414 535	263 COTTON	173 867	40 129	24 901
781 PASS.MOTOR VEHCLS.EX.BUS	2 675 516	4 174 466	2 613 351	265 VEGETABLE TEXTILE FIBRES	1 045	218	129
782 GOODS,SPCL TRANSPOR VEH	461 360	559 281	351 004	266 SYNTHETIC FIBRES	392 180	155 465	96 517
783 ROAD MOTOR VEHICLES NES	71 865	96 157	60 546	267 OTHER MAN-MADE FIBRES	89 937	35 898	22 187
784 PARTS,TRACTORS,MOTOR VEH	2 090 772	2 662 771	1 657 770	268 WOOL, OTHER ANIMAL HAIR	24 246	22 259	13 828
785 CYCLES,MOTORCYCLES ETC.	54 323	137 273	84 637	269 WORN CLOTHING,TEXTL.ARTL	308 487	23 944	14 907
786 TRAILERS,SEMI-TRAILR,ETC	300 029	236 141	147 617	272 FERTILIZERS, CRUDE	79 214	9 173	1 941
791 RAILWAY VEHICLES,EQUIPNT	85 394	27 036	16 703	273 STONE, SAND AND GRAVEL	5 582 887	13 690	8 474
792 AIRCRAFT, ASSOCD. EQUIPNT	80 673	8 812 989	5 484 932	274 SULPHUR,UNRSTD.IRON PYRS	1 351 418	22 480	13 844
793 SHIP,BOAT,FLOAT.STRUCTS	261 685	39 539	24 106	277 NATURAL ABRASIVES, NES	16 368	2 992	1 847
811 PREFABRICATED BUILDINGS	61 381	26 724	16 715	278 OTHER CRUDE MINERALS	25 246 471	148 180	91 723
812 PLUMBING,SANITRY,EOPT.ETC	320 648	207 635	129 645	281 IRON ORE, CONCENTRATES	40 354	225	138
813 LIGHTING FIXTURES,ETC.NES	24 787	43 544	27 235	282 FERROUS WASTE AND SCRAP	4 326 095	97 911	60 390
821 FURNITURE,CUSHIONS,ETC.	561 745	438 626	272 222	285 ALUMINIUM ORE,CONCTR.ETC	141 902	11 530	7 108
831 TRUNK,SUIT-CASES,BAG,ETC	20 804	58 537	36 423	287 ORE,CONCENTR.BASE METALS	76 102	4 654	2 826
841 MENS,BOYS CLOTHING,X-KNIT	17 724	110 145	69 168	288 NON-FERROUS WASTE,SCRAP	969 600	92 218	57 529
842 WOMEN,GIRL CLOTHING,XKNIT	40 985	413 417	257 151	289 PREC.METAL ORES,CONCTRST	103	639	389
843 MENS,BOYS CLOTHING,KNIT	4 410	34 342	21 060	291 CRUDE ANIMAL MATERLS,NES	809 061	71 039	43 822
844 WOMEN,GIRLS CLOTHING,KNIT	11 585	95 504	59 560	292 CRUDE VEG.MATERIALS, NES	152 078	123 246	75 390
845 OTHR.TEXTILE APPAREL,NES	24 691	274 190	170 919	321 COAL,NOT AGGLOMERATED	15 236 799	321 055	196 862
846 CLOTHING ACCESSRS,FABRIC	9 136	68 512	42 540	322 BRIQUETTES,LIGNITE,PEAT	4 711 132	91 145	56 868
848 CLOTHING,NONITXL;HEADGEAR	6 426	32 869	20 436	325 COKE,SEMI-COKE,RET.CARBN	4 180 046	95 416	58 778
851 FOOTWEAR	79 220	293 307	182 436	334 PETROLEUM PRODUCTS	8 516 533	343 915	215 240
871 OPTICAL INSTRUMENTS,NES	501	26 417	16 601	335 RESIDUAL PETROL.PRODUCTS	3 127 215	112 073	69 357
872 MEDICAL INSTRUMENTS NES	14 062	111 540	69 546	342 LIQUEFIED PROPANE,BUTANE	313 984	13 796	8 561
873 METERS,COUNTERS,NES	5 655	28 724	17 771	344 PETROLEUM GASES, NES	728 970	6 030	3 745
874 MEASURE,CONTROL INSTRMNT	66 558	727 318	453 009	351 ELECTRIC CURRENT, MWH	1 250 674	85 276	50 774
881 PHOTOGRAPH APPAR.ETC.NES	2 920	31 351	19 590	411 ANIMAL OILS AND FATS	540 115	29 930	18 401
882 PHOTO.CINEMA-TOGRPH.SUPPL	108 780	238 411	148 053	421 FIXED VEG.FAT,OILS, SOFT	533 229	55 136	33 922
883 CINE.FILM EXPOSD.DEVELOPD	237	3 729	2 337	422 FIXED VEG.FAT,OILS,OTHER	106 480	13 886	8 577
884 OPTICAL GOODS NES	4 483	113 072	70 372	431 ANIMAL, VEG.FATS,OILS,NES	482 078	60 443	37 361
885 WATCHES AND CLOCKS	7 793	84 771	52 576	511 HYDROCARBONS,NES,DERIVTS	2 041 255	211 305	130 896
891 ARMS AND AMMUNITION	12 097	37 511	23 407	512 ALCOHOL,PHENOL,ETC.DERIV	1 694 321	280 268	173 784
892 PRINTED MATTER	658 187	279 825	175 077	513 CARBOXYLIC ACIDS,DERIVTS	1 448 461	381 903	236 616
893 ARTICLES,NES,OF PLASTICS	828 855	616 202	384 540	514 NITROGEN-FUNCT.COMPOUNDS	916 499	375 679	232 229
894 BABY CARRIAGE,TOYS,GAMES	119 247	161 733	101 530	515 ORGANO-INORGANIC COMPNDS	242 600	327 115	202 839
895 OFFICE,STATIONERY SUPPLS	21 380	56 331	34 956	516 OTHER ORGANIC CHEMICALS	564 138	227 321	141 032
896 WORKS OF ART,ANTIQUE ETC	1 013	67 514	42 034	522 INORGANIC CHEM.ELEMENTS	4 179 542	352 687	217 930
897 GOLD,SILVERWARE,JEWEL NES	692	62 203	38 939	523 METAL.SALTS,INORGAN.ACID	2 029 602	173 643	107 430
898 MUSICAL INSTRUMENTS,ETC.	137 193	306 826	190 667	524 OTHER CHEMICAL COMPOUNDS	175 561	79 799	49 523
899 MISC MANUFACTD GOODS NES	53 178	159 041	98 868	525 RADIO-ACTIVE MATERIALS	5 727	77 998	48 790
901 COIN NONGOLD NONCURRENT	45	5 030	3 154	531 SYNTH.COLOURS,LAKES,ETC.	156 720	252 715	156 383
971 GOLD,NONMONTARY EXCL ORES	19	40 975	25 815	532 DYEING,TANNING MATERIALS	51 563	9 129	5 679
972 MONETARY GOLD,GOLD COINS		2 087	1 294	533 PIGMENTS, PAINTS, ETC.	1 499 338	564 061	349 295
EXPORTS	222 000 134	83 834 912	51 991 787	541 MEDICINES,ETC.EXC.GRPS42	52 453	453 255	280 271
001 LIVE ANIMALS	404 590	153 584	95 955	542 MEDICAMENTS	51 773	213 741	132 442
011 BOVINE MEAT	1 175 711	746 448	463 431	551 ESSNTL.OIL,PERFUME,FLAVR	37 436	89 323	55 329
012 OTHER MEAT, MEAT OFFAL	176 805	86 781	54 160	553 PERFUMERY,COSMETICS,ETC.	111 535	150 516	93 151
016 MEAT,ED.OFFL,DRY,SLT,SMK	23 860	33 319	20 668	554 SOAP,CLEANERS,POLISH,ETC	1 378 062	318 814	197 676
017 MEAT,OFFL,PPPD,PRSTD,NES	107 861	88 382	54 783	562 FERTILIZER,EXCEPT GRP272	3 467 054	95 188	58 954
022 MILK AND CREAM	848 365	150 493	93 331	571 POLYMERS OF ETHYLENE	1 307 906	271 835	168 750
023 BUTTER,OTHER FAT OF MILK	58 972	34 482	21 913	572 POLYMERS OF STYRENE	1 089 379	310 509	191 958
024 CHEESE AND CURD	150 626	106 525	66 323	573 POLYMERS,VINYL CHLORIDE	1 326 720	261 452	161 724
025 EGGS,BIRDS,POULKS,ALBUMIN	33 223	6 259	3 916	574 POLYACETAL,POLYCARBONATE	1 021 853	456 180	281 755
034 FISH,FRESH,CHILLED,FROZN	177 471	96 651	59 482	575 OTH.PLASTIC,PRIMARY FORM	3 121 419	860 803	532 351
035 FISH,DRIED,SALTED,SMOKED	1 115	3 111	1 945	579 PLASTIC WASTE, SCRAP ETC	49 566	3 646	2 299
036 CRUSTACEANS,MOLLUSCS ETC	1 828	3 400	2 147	581 PLASTIC TUBE,PIPE,HOSE	187 388	130 622	80 788
037 FISH ETC,PREPD,PRSTD,NES	155 835	87 744	54 374	582 PLASTIC PLATE,SHEETS,ETC	1 521 696	1 025 087	634 476
041 WHEAT, MESLIN, UNMILLED	1 576 052	73 134	45 191	583 MONOFILAMENT OF PLASTICS	190 178	111 520	69 112
042 RICE	37 670	4 742	2 914	591 INSECTICIDES, ETC.	508 472	816 616	505 685
043 BARLEY, UNMILLED	160 186	7 614	4 745	592 STARCHES,INULIN,ETC.	563 545	156 654	96 901
044 MAIZE UNMILLED	247 924	14 265	9 273	593 EXPLOSIVES,PYROTECHNICS	37 144	18 292	11 292
045 OTHER CEREALS, UNMILLED	3 748	305	188	597 PREPRD ADDITIVES,LIQUIDS	273 935	93 226	57 502
046 MEAL,FLOUR OF WHEAT,MSLN	271 496	21 575	13 393	598 MISC.CHEMICAL PRODTS,NES	5 096 718	972 268	603 599
047 OTHER CEREAL MEAL,FLOURS	116 135	6 854	4 201	600 CPL IND PLANT CHAP 69-76	1 325	888	553
048 CEREAL PREPARATIONS	1 022 200	417 793	259 964	611 LEATHER	27 799	91 037	56 259
054 VEGETABLES	285 013	37 378	23 055	612 MANUFACT.LEATHER ETC.NES	2 396	9 873	6 127
056 VEGETABLES,PPPD,PRSTD,NES	235 525	58 590	36 378	613 FURSKINS,TANNED,DRESSED	254	5 217	3 204
057 FRUIT,NUTS EXCL.OIL NUTS	189 740	50 662	31 219	621 MATERIALS OF RUBBER	302 606	187 277	115 795
058 FRUIT,PRESEPED,PREPARED	394 579	158 714	98 275	625 RUBBER TYRES,TUBES,ETC.	724 952	470 629	290 937
059 FRUIT, VEGETABLE JUICES	458 995	82 520	50 881	629 ARTICLES OF RUBBER, NES	87 471	195 606	121 314
061 SUGARS,MOLASSES,HONEY	508 476	34 824	21 618	633 CORK MANUFACTURES	3 303	6 969	4 280
062 SUGAR CONFECTIONERY	37 405	21 172	13 266	634 VENEERS, PLYWOOD, ETC.	1 601 226	157 632	97 259
071 COFFEE,COFFEE SUBSTITUTE	230 414	109 875	68 235	635 WOOD MANUFACTURES, NES	296 635	84 527	52 292
072 COCOA	278 366	109 864	68 637	641 PAPER AND PAPERBOARD	9 771 955	1 786 914	1 106 519
073 CHOCOLATE,OTH.COCOA PREP	277 449	144 527	90 243	642 PAPER,PAPERBOARD,CUT ETC	1 908 196	845 437	523 612
074 TEA AND MATE	3 791	3 434	2 128	651 TEXTILE YARN	839 769	779 125	481 736
075 SPICES	14 039	19 928	12 309	652 COTTON FABRICS, WOVEN	191 854	293 629	181 547
081 ANIMAL FEED STUFF	1 434 548	100 471	62 300	653 FABRICS,MAN-MADE FIBRES	186 826	396 861	245 312
091 MARGARINE AND SHORTENING	226 115	34 226	21 340	654 OTH.TEXTILE FABRIC,WOVEN	17 647	45 796	28 294
				655 KNIT,CROCHET.FABRIC NES	81 595	183 614	113 358
				656 TULLE,LACE,EMBRODRY.ETC	13 363	48 941	30 291

7 IMPORTS AND EXPORTS (SPECIAL TRADE) BY COUNTRIES OF PRODUCTION AND CONSUMPTION AND BY GROUPS OF THE SITC-REV. III 1990

GROUP DESCRIPTION	DT - 100 KG	1 000 DM	1 000 \$	GROUP DESCRIPTION	DT - 100 KG	1 000 DM	1 000 \$
657 SPECIAL YARN, TXTL. FABRIC	412 241	408 645	252 643	851 FOOTWEAR	50 306	224 711	138 469
658 TEXTILE ARTICLES NES	69 303	123 685	76 627	871 OPTICAL INSTRUMENTS, NES	2 690	99 876	61 797
659 FLOOR COVERINGS, ETC.	114 859	140 028	86 535	872 MEDICAL INSTRUMENTS NES	35 006	288 631	178 730
661 LIME, CEMENT, CONSTR. MATRL	2 061 694	51 812	32 113	873 METERS, COUNTERS, NES	14 464	121 070	74 965
662 CLAY, REFCT. CONSTR. MATRL	2 303 961	315 466	194 446	874 MEASURE, CONTROL INSTRMNT	82 588	1 341 359	832 739
663 MINERAL MANUFACTURES, NES	4 558 660	377 258	233 410	881 PHOTOGRAPH APPAR. ETC. NES	19 953	181 748	112 097
664 GLASS	1 301 807	342 431	212 594	882 PHOTO, CINEMATOGPH. SUPPL	180 644	358 235	221 201
665 GLASSWARE	3 161 729	339 976	209 814	883 CINE. FILM EXPOSD. DEVELOPD	80	928	578
666 POTTERY	87 370	88 636	54 676	884 OPTICAL GOODS NES	1 701	87 327	54 104
667 PEARLS, PRECIOUS STONES				885 WATCHES AND CLOCKS	15 235	184 113	113 956
671 PIG IRON, SPIEGELEISN, ETC	4 956 781	221 064	134 660	891 ARMS AND AMMUNITION	10 668	35 684	22 129
672 INGOTS ETC. IRON OR STEEL	2 572 445	194 596	119 352	892 PRINTED MATTER	1 475 648	756 252	469 241
673 FLAT-ROLLED IRON ETC.	7 547 817	692 745	427 469	893 ARTICLES, NES, OF PLASTICS	1 056 138	1 033 340	639 263
674 FLAT-ROLLED PLATED IRON	2 250 013	297 821	184 590	894 BABY CARRIAGE, TOYS, GAMES	186 753	317 572	198 514
675 FLAT-ROLLED, ALLOY STEEL	1 371 716	296 458	183 233	895 OFFICE, STATIONERY SUPPLS	52 614	190 728	118 208
676 IRON, STL. BAR, SHAPES ETC.	6 678 301	735 370	455 092	896 WORKS OF ART, ANTIQUE ETC	1 063	307 620	192 777
677 RAILWAY TRACK IRON, STEEL	20 763	4 647	2 824	897 GOLD, SILVERWARE, JEWEL NES	1 518	82 920	51 470
678 WIRE OF IRON OR STEEL	899 784	121 969	75 495	898 MUSICAL INSTRUMENTS, ETC.	228 696	617 541	384 394
679 TUBES, PIPES, ETC. IRON, STL	2 119 493	437 365	270 854	899 MISC MANUFCTRD GOODS NES	79 979	185 528	115 042
681 SILVER, PLATINUM, ETC.	627	49 616	30 185	941 COMPL INP. PLANT CHAPT 99	1 022	124	81
682 COPPER	834 832	586 375	362 177	961 COIN NONGOLD NONCURRENT	30	310	187
683 NICKEL	63 784	146 706	90 115	971 GOLD, NONMONTRY EXCL ORES	39	14 124	8 646
684 ALUMINIUM	1 594 843	938 410	580 398	972 MONETARY GOLD, GOLD COINS		69	44
685 LEAD	197 327	28 999	18 109				
686 ZINC	417 382	121 594	75 090	BELGIUM LUX			
687 TIN	1 899	2 812	1 741	IMPORTS	204 716 071	39 749 311	24 767 754
689 MISC. NON-FERR. BASE METAL	11 539	21 777	13 466	001 LIVE ANIMALS	111 585	38 564	23 773
691 METALLIC STRUCTURES NES	1 253 484	499 887	309 529	011 BOVINE MEAT	123 000	89 331	55 893
692 CONTAINERS, STORAGE, TRNSP	346 502	207 387	127 752	012 OTHER MEAT, MEAT OFFAL	1 069 175	482 565	302 621
693 WIRE PRODUCTS EXCL. ELECT	796 381	140 086	86 632	016 MEAT, ED. OFFL, DRY, SLT, SMK	37 348	41 064	25 581
694 NAILS, SCREWS, NUTS, ETC.	304 288	248 865	153 805	017 MEAT, OFFL, PRPD, PRSVD, NES	199 031	139 377	87 280
695 TOOLS	115 795	464 398	287 594	022 MILK AND CREAM	1 421 496	256 959	159 349
696 CUTLERY	24 159	118 485	73 395	023 BUTTER, OTHER FAT OF MILK	113 961	56 942	35 747
697 HOUSEHOLD EQUIPMENT, NES	138 077	144 680	89 720	024 CHEESE AND CURD	77 719	61 920	38 756
699 MANUFACTS. BASE METAL, NES	1 184 254	1 056 687	653 018	025 EGGS, BIRDS, YOLKS, ALBUMIN	151 666	32 170	19 971
700 CPL IND PLANT (84/85/87)	13 091	27 613	16 855	034 FISH, FRESH, CHILLED, FROZN	17 890	12 766	7 944
711 STEAM GENER. BOILERS, ETC.	3 955	6 534	3 998	035 FISH, DRIED, SALTED, SMOKED		318	204
712 STEAM TURBINES	5 281	18 764	11 647	036 CRUSTACEANS, MOLLUSCS ETC	5 225	9 548	5 955
713 INTRNL COMBUS PSTN ENGIN	362 369	660 072	408 654	037 FISH ETC. PRPD, PRSVD, NES	42 383	27 740	17 520
714 ENGINES, MOTORS NON-ELECT	16 866	315 602	196 302	041 WHEAT, MESLIN, UNMILLED	732 406	29 032	17 869
716 ROTATING ELECTRIC PLANT	167 262	412 990	255 767	042 RICE	242 993	63 187	39 245
718 DTH. POWR. GENRTNG. MACHNRY	52 086	273 664	169 004	043 BARLEY, UNMILLED	186 958	7 308	4 469
721 AGRIC. MACHINES, EX. TRACTR	421 026	516 856	318 015	044 MAIZE UNMILLED	3 471	997	596
722 TRACTORS	416 196	445 841	278 978	045 OTHER CEREALS, UNMILLED	28 588	1 416	885
723 CIVIL ENGINEERING EQUIPT	588 751	539 209	331 409	046 MEAL, FLOUR OF WHEAT, MSLN	230 739	15 555	9 634
724 TEXTILE, LEATHER MACHINES	107 079	424 339	263 249	047 OTHER CEREAL MEAL, FLOURS	15 918	938	582
725 PAPER, PULP MILL MACHINES	124 168	318 952	166 646	048 CEREAL PREPARATIONS	720 771	173 049	107 976
726 PRINTNG, BOOKBINDING MACHS	165 926	741 649	460 964	054 VEGETABLES	2 190 403	328 771	204 003
727 FOOD-PROCESS. MCH. NON DOM	24 302	116 535	72 328	056 VEGETABLES, PRPD, PRSVD, NES	621 031	69 254	43 117
728 DTH. MACH. PTS, SPCL INDUST	482 342	1 373 393	850 635	057 FRUIT, NUTS EXCL. OIL NUTS	310 733	53 204	32 617
731 METAL REMOVAL WORK TOOLS	143 045	616 984	381 582	058 FRUIT, PRESERVED, PREPARED	254 379	65 594	41 053
733 MACH-TOOLS, METAL-WORKING	122 813	229 224	141 483	059 FRUIT, VEGETABLE JUICES	27 697	6 556	4 075
735 PARTS, NES, FOR MACH-TOOLS	42 463	212 451	131 953	061 SUGARS, MOLASSES, HONEY	807 650	86 807	54 064
737 METALWORKING MACHNRY NES	162 073	221 539	137 537	062 SUGAR CONFECTIONERY	102 897	42 029	26 226
741 HEATING, COOLING EQUIP, PART				071 COFFEE, COFFEE SUBSTITUTE	28 309	34 035	21 116
742 PUMPS FOR LIQUIDS, PARTS	162 565	777 104	480 706	072 COCOA	13 713	4 537	2 922
743 PUMPS NES, CENTRIFUGS ETC	254 235	667 842	414 028	073 CHOCOLATE, DTH. COCOA PREP	226 301	138 036	87 049
744 MECHANICAL HANDLING EQUIP	623 171	866 056	536 790	074 TEA AND MATE	365	292	180
745 DTH. NONELEC MCH, TOOL, NES	192 443	809 191	502 153	075 SPICES	571	239	151
746 BALL OR ROLLER BEARINGS	150 169	356 821	220 421	081 ANIMAL FEED STUFF	1 365 521	66 448	41 566
747 TAPS, COCKS, VALVES, ETC.	168 314	585 400	362 562	091 MARGARINE AND SHORTENING	204 636	27 420	17 055
748 TRANSMISSIONS SHAFTS ETC	295 897	497 000	307 684	098 EDIBLE PROD. PREPRTNS, NES	500 196	138 679	86 581
749 NON-ELECT MACH. PARTS, ETC	134 709	371 192	229 989	111 NON-ALCOHOL. BEVERAGE, NES	97 338	9 605	6 018
751 OFFICE MACHINES	70 307	431 674	267 982	112 ALCOHOLIC BEVERAGES	153 197	18 643	11 681
752 AUTOMATC. DATA PROC. EQUIP	60 445	1 205 311	747 392	121 TOBACCO, UNMANUFACTURED	10 096	2 057	1 274
759 PARTS, FOR OFFICE MACHINS	40 136	802 357	495 609	122 TOBACCO, MANUFACTURED	37 492	85 639	52 933
761 TELEVISION RECEIVERS ETC	118 677	580 526	363 771	211 HIDES, SKINS (EX. FURS), RAW	34 208	15 398	9 344
762 RADIO-BROADCAST RECEIVER	32 227	162 943	100 577	212 FURSKINS, RAW	61	206	124
763 SOUND RECORDER, PHONOGRPH	13 913	107 709	67 102	222 OILSEED (SFT. FIX VEG. OIL)	84 505	6 583	4 255
764 TELECOMM. EQUIP. PARTS NES	131 022	695 143	432 436	223 OILSEED (OTH. FIX. VEG. OIL)	118 962	9 818	6 097
771 ELECT POWER MACHNRY, PARTS	90 988	366 925	227 125	231 NATURAL RUBBER, ETC.	2 480	482	308
772 ELEC. SWITCH, RELAY, CIRCUIT	212 736	1 595 769	984 810	232 SYNTHETIC RUBBER, ETC.	305 253	81 999	50 952
773 ELECTR DISTRIBT. EQPT NES	162 148	227 962	141 568	245 FUEL WOOD, WOOD CHARCOAL	89 780	862	531
774 ELECTRO-MEDCL. XRAY EQUIP	10 958	192 048	119 478	246 WOOD IN CHIPS, PARTICLES	1 268 760	7 104	4 370
775 DOM. ELEC. NON-ELEC. EQUIPT	744 270	965 102	598 028	247 WOOD ROUGH, ROUGH SQUARED	5 149 460	122 337	75 352
776 TRANSISTORS, VALVES, ETC.	62 688	682 215	421 668	248 WOOD, SIMPLY WORKED	440 274	36 187	22 434
778 ELECTRIC MACH. APPART. NES	472 662	1 247 170	773 273	251 PULP AND WASTE PAPER	1 199 657	67 957	41 958
781 PASS. MOTOR VEHCLS. EX. BUS	2 878 300	5 954 854	3 705 161	261 SILK	36	51	30
782 GOODS, SPCL TRANSPORT VEH	822 211	1 181 539	732 635	263 COTTON	24 794	2 389	1 474
783 ROAD MOTOR VEHICLES NES	326 775	506 656	311 273	264 JUTE, DTH. TXTL. BAST FIBR	30 395	1 627	1 021
784 PARTS, TRACTORS, MOTOR VEH	2 208 034	2 815 925	1 741 520	265 VEGETABLE TEXTILE FIBRES	29 878	6 412	3 949
785 CYCLES, MOTORCYCLES ETC.	33 997	106 544	66 042	266 SYNTHETIC FIBRES	86 942	25 930	16 078
786 TRAILERS, SEMI-TRAILR, ETC	349 956	305 462	189 035	267 OTHER MAN-MADE FIBRES	67 939	11 968	7 445
791 RAILWAY VEHICLES, EQUIPNT	40 260	39 813	24 736	268 WOOL, OTHER ANIMAL HAIR	68 668	84 118	51 940
792 AIRCRAFT, ASSOCTD. EQUIPNT	99 803	9 267 372	5 797 973	269 WORN CLOTHING, TXTL. ARTL	38 420	2 477	1 549
793 SHIP, BOAT, FLOAT, STRUCTRS	45 558	39 074	24 326	272 FERTILIZERS, CRUDE	168 319	3 655	2 266
800 CPL IND PLANT CHAP 90/94	5	131	81	273 STONE, SAND AND GRAVEL	6 728 804	25 619	15 947
811 PREFABRICATED BUILDINGS	120 668	18 445	11 319	274 SULPHUR, UNRSTD. IRON PYRS	4 977	161	96
812 PLUMBING, SANITRY, EQPT. ETC	224 984	192 041	119 320	277 NATURAL ABRASIVES, NES	4 13	7 327	4 525
813 LIGHTING FIXTURES ETC. NES	77 840	174 755	108 355	278 OTHER CRUDE MINERALS	10 140 885	74 449	46 098
821 FURNITURE, CUSHIONS, ETC.	1 211 617	883 541	547 419	281 IRON ORE, CONCENTRATES	297 143	513	319
831 TRUNK, SUIT-CASES, BAG, ETC	16 660	58 020	36 077	282 FERROUS WASTE AND SCRAP	737 883	19 657	12 001
841 MENS. BOYS CLOTHING, X-KNIT	27 278	229 564	142 380	283 COPPER ORES, CONCENTRATES	543	232	138
842 WOMEN, GIRL CLOTHING, X-KNIT	29 456	332 517	205 240	285 ALUMINIUM ORE, CONCTR. ETC	673	106	65
843 MENS. BOYS CLOTHING, KNIT	9 544	15 550	9 592	287 ORE, CONCENTR. BASE METALS	38 103	24 569	15 219
844 WOMEN, GIRLS CLOTHING, KNIT	11 243	73 959	45 873	288 NON-FERROUS WASTE, SCRAP	654 881	141 306	87 391
845 DTH. TEXTILE APPAREL, NES	19 244	141 546	87 741	289 PREC. METAL ORES, CONCTRITS	1 644	13 871	8 697
846 CLOTHING ACCESSRS, FABRIC	9 838	67 090	41 881				
848 CLOTHING, NONTXTL.; HEADGEAR	7 477	50 249	31 476				

7 IMPORTS AND EXPORTS (SPECIAL TRADE) BY COUNTRIES OF PRODUCTION AND CONSUMPTION AND BY GROUPS OF THE SITC-REV. III 1990

GROUP DESCRIPTION	DT = 100 KG	1 000 DM	1 000 \$	GROUP DESCRIPTION	DT = 100 KG	1 000 DM	1 000 \$
291 CRUDE ANIMAL MATERLS.NES	39 181	8 802	5 481	711 STEAM GENER. BOILERS, ETC.	3 100	4 182	2 629
292 CRUDE VEG. MATERIALS, NES	187 027	64 518	40 747	712 STEAM TURBINES	269	1 098	680
321 COAL, NOT AGGLOMERATED	768 872	11 310	7 101	713 INTRNL COMBUS PSTN ENGIN	26 031	56 891	35 289
322 BRIQUETTES, LIGNITE, PEAT	89 174	1 115	703	714 ENGINES, MOTORS NON-ELECT	1 009	17 779	10 933
325 COKE, SEMI-COKE, RET. CARBN	3 076 832	68 282	42 445	716 ROTATING ELECTRIC PLANT	28 895	85 170	52 637
334 PETROLEUM PRODUCTS	39 191 008	1 327 461	823 169	718 OTH. POWR. GENERATING MACHNRY	1 359	3 716	2 331
335 RESIDUAL PETROL. PRODUCTS	2 559 637	85 801	53 376	721 AGRIC. MACHINES, EX. TRACTR	55 196	65 566	40 361
342 LIQUEFIED PROPANE, BUTANE	818 600	28 772	18 031	722 TRACTORS	7 468	9 595	5 965
344 PETROLEUM GASES, NES	709 995	28 699	17 850	723 CIVIL ENGINEERING EQUIPT	319 321	273 570	169 326
351 ELECTRIC CURRENT, MWH	2 412	44 338	27 528	724 TEXTILE, LEATHER MACHINES	39 184	107 449	66 769
411 ANIMAL OILS AND FATS	141 828	11 205	6 926	725 PAPER, PULP MILL MACHINES	9 731	16 374	10 120
421 FIXED VEG. FAT, OILS, SOFT	364 968	34 839	21 787	726 PRINTING, BOOKBINDING MACHS	13 175	46 145	29 330
422 FIXED VEG. FAT, OILS, OTHER	41 491	6 097	3 768	727 FOOD-PROCESS. MCH. NON DOM	3 786	9 169	5 714
431 ANIMAL VEG. FATS, OILS, NES	408 462	34 624	21 345	728 OTH. MACH. PTS, SPCL INDUST	81 569	134 647	83 926
511 HYDROCARBONS, NES, DERIVTS	2 459 950	227 533	140 752	731 METAL REMOVAL WORK TOOLS	7 044	12 403	7 793
512 ALCOHOL, PHENOL, ETC. DERIV	643 464	81 484	50 498	733 MACH-TOOLS, METAL-WORKING	54 764	53 435	33 050
513 CARBOXYLIC ACIDS, DERIVTS	1 609 260	249 773	155 281	735 PARTS, NES, FOR MACH-TOOLS	15 687	27 503	17 059
514 NITROGEN-FUNCT. COMPOUNDS	1 519 732	421 507	261 756	737 METALWORKING MACHNRY NES	95 674	64 151	39 616
515 ORGANO-INORGANIC COMPOUNDS	844 512	304 342	188 633	741 HEATING, COOLING EQUIP, PART	54 876	88 564	55 143
516 OTHER ORGANIC CHEMICALS	1 598 205	234 271	145 339	742 PUMPS FOR LIQUIDS, PARTS	9 149	22 274	13 764
522 INORGANIC CHEM. ELEMENTS	4 305 677	227 359	140 227	743 PUMPS NES, CENTRIFUGS ETC	104 325	179 992	111 947
523 METAL. SALTS, INORGAN. ACID	2 385 991	105 135	65 084	744 MECHANICAL HANDLING EQUIP	119 879	114 025	70 990
524 OTHER CHEMICAL COMPOUNDS	567 701	49 413	30 709	745 OTH. NONELEC MCH, TOOL, NES	23 659	55 003	34 492
525 RADIO-ACTIVE MATERIALS		7 684	4 755	746 BALL OR ROLLER BEARINGS	3 903	8 706	5 440
531 SYNTH. COLOURS, LAKES, ETC.	54 408	59 194	36 555	747 TAPS, COCKS, VALVES, ETC.	31 060	64 414	40 072
532 DYEING, TANNING MATERIALS	2 137	2 529	1 597	748 TRANSMISSIONS SHAFTS ETC	21 334	50 642	31 358
533 PIGMENTS, PAINTS, ETC.	714 651	314 817	195 277	749 NON-ELECT MACH. PARTS, ETC	32 676	76 275	47 492
541 MEDICINES, ETC. EXC. GRP542	24 235	71 601	44 918	751 OFFICE MACHINES	4 744	32 487	20 334
542 MEDICAMENTS	29 551	312 896	193 580	752 AUTOMAT. DATA PROC. EQUIP	10 378	179 453	111 917
551 ESSENT. OIL, PERFUME, FLAVR	10 607	14 041	8 707	759 PARTS, FOR OFFICE MACHINS	14 926	181 593	113 322
553 PERFUMERY, COSMETICS, ETC.	36 097	53 974	33 915	761 TELEVISION RECEIVERS ETC	95 840	261 407	165 445
554 SOAP, CLEANERS, POLISH, ETC	996 407	179 635	111 792	762 RADIO-BROADCAST RECEIVER	8 096	26 617	16 528
562 FERTILIZER, EXCEPT GRP272	6 480 672	144 973	90 270	769 SOUND RECORDER, PHONOGRPH	13 860	65 403	40 878
571 POLYMERS OF ETHYLENE	2 510 186	463 562	288 749	764 TELECOMM. EQUIP. PARTS NES	51 615	238 706	148 931
572 POLYMERS OF STYRENE	1 177 254	274 196	170 721	771 ELECT POWER MACHNRY, PARTS	41 712	65 923	40 885
573 POLYMERS, VINYL CHLORIDE	757 382	115 904	71 950	772 ELEC. SWITCH, RELAY, CIRCUIT	30 567	244 952	151 907
574 POLYACETAL, POLYCARBONATE	1 024 509	355 382	220 348	773 ELECTR. DISTRIBUT. EQPT NES	205 403	156 681	97 367
575 OTH. PLASTIC, PRIMARY FORM	2 371 710	610 550	381 722	774 ELECTRO-MEDCL. XRAY EQUIP	536	10 164	6 380
579 PLASTIC WASTE, SCRAP ETC	83 474	8 318	5 187	775 DOM. ELEC. NON-ELEC. EQUIPT	30 961	41 255	25 718
581 PLASTIC TUBE, PIPE, HOSE	53 593	67 959	36 151	776 TRANSISTORS, VALVES, ETC.	17 523	140 988	87 212
582 PLASTIC PLATE, SHEETS, ETC	1 010 531	665 729	412 970	778 ELECTRIC. MACH. APPART. NES	297 845	481 540	299 794
583 MONOFILAMENT OF PLASTICS	18 633	11 890	7 395	781 PASS. MOTOR VEHCLS. EX. BUS	4 044 274	7 714 819	4 841 692
591 INSECTICIDES, ETC.	68 947	89 757	55 285	782 GOODS, SPCL TRANSPORT VEH	683 640	965 841	610 649
592 STARCHES, INULIN, ETC.	297 382	83 579	51 999	783 ROAD MOTOR VEHICLES NES	48 183	53 162	34 227
593 EXPLOSIVES, PYROTECHNICS	7 340	11 889	7 396	784 PARTS, TRACTORS, MOTOR VEH	1 030 447	860 271	533 747
597 PREPRED. ADDITIVES, LIQUIDS	508 297	119 937	74 656	785 CYCLES, MOTORCYCLES ETC.	17 580	31 496	19 396
598 MISC. CHEMICAL PRODS. NES	4 013 592	339 932	211 412	786 TRAILERS, SEMI-TRAILR, ETC	121 521	84 109	53 025
611 LEATHER	7 388	27 284	17 017	791 RAILWAY VEHICLES, EQUIPNT	18 237	4 627	2 879
612 MANUFACT. LEATHER ETC. NES	250	635	439	792 AIRCRAFT, ASSOC'D. EQUIPNT	3 328	77 925	48 750
613 FURSKINS, TANNED, DRESSED	2 469	11 942	7 361	793 SHIP, BOAT, FLOAT. STRUCTRS	5 989	4 047	2 442
621 MATERIALS OF RUBBER	245 627	131 002	81 375	811 PREFABRICATED BUILDINGS	52 784	16 460	10 286
625 RUBBER TYRES, TUBES, ETC.	402 121	244 606	152 448	812 PLUMBING, SANITRY, EQPT. ETC	393 700	144 389	90 285
629 ARTICLES OF RUBBER, NES	35 353	67 275	41 932	813 LIGHTING FIXTURES ETC. NES	27 727	46 291	28 787
633 CORK MANUFACTURES	248	223	138	821 FURNITURE, CUSHIONS, ETC.	470 815	443 926	276 726
634 VENEERS, PLYWOOD, ETC.	3 467 287	211 607	131 617	831 TRUNK, SUIT-CASES, BAG, ETC	31 752	74 504	46 543
635 WOOD MANUFACTURES, NES	203 664	66 494	41 428	841 MENS, BOYS CLOTHING, X-KNIT	39 968	180 187	112 056
641 PAPER AND PAPERBOARD	2 403 637	666 157	414 276	842 WOMEN, GIRL CLOTHING, XKNIT	13 909	116 449	72 467
642 PAPER, PAPERBOARD, CUT ETC	327 969	126 343	78 576	843 MENS, BOYS CLOTHING, KNIT	2 016	9 514	5 931
651 TEXTILE YARN	475 207	328 459	203 659	844 WOMEN, GIRLS CLOTHING, KNIT	4 932	28 242	17 647
652 COTTON FABRICS, WOVEN	66 675	106 792	66 424	845 OTH. TEXTILE APPAREL, NES	14 237	66 254	41 632
653 FABRICS, MAN-MADE FIBRES	151 679	297 144	184 942	846 CLOTHING ACCESSRS, FABRIC	5 233	18 499	11 448
654 OTH. TEXTILE FABRIC, WOVEN	48 049	64 614	39 687	848 CLOTHING, NONTEXTL; HEADGEAR	15 420	27 065	16 749
655 KNIT, CROCHET, FABRIC NES	19 386	41 022	25 588	851 FOOTWEAR	11 406	21 694	13 507
656 TULLE, LACE, EMBROIDRY, ETC	10 122	18 306	11 247	871 OPTICAL INSTRUMENTS, NES	239	8 266	5 237
657 SPECIAL YARN, TEXTL. FABRIC	230 197	236 738	146 703	872 MEDICAL INSTRUMENTS NES	7 251	46 803	28 909
658 TEXTILE ARTICLES NES	56 531	89 886	56 416	873 METERS, COUNTERS, NES	2 465	22 933	14 213
659 FLOOR COVERINGS, ETC.	1 788 428	1 023 891	641 096	874 MEASURE, CONTROL INSTRMNT	21 892	121 921	75 569
661 LIME, CEMENT, CONSTR. MATRL	8 954 533	126 885	79 106	881 PHOTOGRAPH APPAR. ETC. NES	3 970	60 510	37 968
662 CLAY, REFRCT. CONSTR. MATRL	1 076 271	73 619	45 472	882 PHOTO. CINEMATOGPH. SUPPL	154 382	307 707	191 885
663 MINERAL MANUFACTURES, NES	1 595 557	177 502	110 363	883 CINE. FILM EXPOSD. DEVELOPD	56	1 041	663
664 GLASS	3 367 964	483 523	304 861	884 OPTICAL GOODS NES	154	3 922	2 425
665 GLASSWARE	866 444	91 528	56 952	885 WATCHES AND CLOCKS	2 729	13 390	8 346
666 POTTERY	27 273	53 728	33 320	891 ARMS AND AMMUNITION	975	6 240	3 837
667 PEARLS, PRECIOUS STONES				892 PRINTED MATTER	137 427	110 179	68 814
671 PIG IRON, SPIEGELEISN, ETC	170 626	71 743	44 674	893 ARTICLES, NES, OF PLASTICS	482 869	315 300	196 875
672 INGOTS ETC. IRON OR STEEL	3 411 827	866 656	539 053	894 BABY CARRIAGE, TOYS, GAMES	27 427	54 367	34 149
673 FLAT-ROLLED IRON ETC.	16 266 378	1 402 637	857 798	895 OFFICE, STATIONERY SUPPLS	4 806	8 330	5 175
674 FLAT-ROLLED PLATED IRON	5 293 039	666 187	411 193	896 WORKS OF ART, ANTIQUE ETC	537	24 690	15 824
675 FLAT-ROLLED, ALLOY STEEL	1 080 314	332 029	207 146	897 GOLD, SILVERWARE, JEWEL NES	156	8 190	5 216
676 IRON, ST. BAR, SHAPES ETC.	8 154 422	642 969	398 260	898 MUSICAL INSTRUMENTS, ETC.	14 119	89 870	56 033
677 RAILWAY TRACK IRON, STEEL	46 031	4 742	2 925	899 MISC MANUFACTRD GOODS NES	18 176	44 162	27 439
678 WIRE OF IRON OR STEEL	903 585	180 700	111 913	961 COIN NONGOLD NONCURRENT	4	599	373
679 TUBES, PIPES, ETC. IRON, STL	882 067	116 570	72 379	971 GOLD, NONMONETARY EXCL ORES	261	64 999	41 634
681 SILVER, PLATINUM, ETC.	1 932	77 942	47 867	972 MONETARY GOLD, GOLD COINS		736	455
682 COPPER	1 385 045	738 762	457 075				
683 NICKEL	2 008	4 268	2 588	EXPORTS	224 902 111	47 755 971	29 661 119
684 ALUMINIUM	973 545	440 100	273 103	001 LIVE ANIMALS	520 347	159 492	99 113
685 LEAD	226 456	33 773	20 954	011 BOVINE MEAT	30 016	21 323	13 304
686 ZINC	816 769	220 598	136 953	012 OTHER MEAT, MEAT OFFAL	90 676	29 510	18 379
687 TIN	8 069	7 892	4 871	016 MEAT, ED. OFFL, DRY, SLT, SMK	6 343	9 608	5 973
689 MISC. NON-FERR. BASE METAL	23 270	18 930	11 639	017 MEAT, OFFL, PRPD, PRSD, NES	65 025	54 615	33 911
691 METALLIC STRUCTURES NES	622 662	197 323	122 998	022 MILK AND CREAM	1 199 309	166 757	103 452
692 CONTAINERS, STORAGE, TRNSP	326 518	102 351	63 748	023 BUTTER, OTHER FAT OF MILK	89 974	54 695	33 259
693 WIRE PRODUCTS EXCL. ELECT	498 461	154 925	95 632	024 CHEESE AND CURD	314 731	207 400	128 515
694 NAILS, SCREWS, NUTS, ETC.	158 345	40 883	25 418	025 EGGS, BIRDS, YOLKS, ALBUMIN	10 308	2 490	1 561
695 TOOLS	18 280	101 581	62 964	034 FISH, FRESH, CHILLED, FROZN	39 798	26 919	16 767
696 CUTLERY	392	1 224	765	035 FISH, DRIED, SALTED, SMOKED	1 276	1 004	627
697 HOUSEHOLD EQUIPMENT, NES	51 593	53 125	32 728	036 CRUSTACEANS, MOLLUSCS ETC	2 686	3 044	1 903
699 MANUFACT. BASE METAL, NES	951 954	202 050	125 333				

7 IMPORTS AND EXPORTS (SPECIAL TRADE) BY COUNTRIES OF PRODUCTION AND CONSUMPTION AND BY GROUPS OF THE SITC-REV. III 1990

GROUP DESCRIPTION	DT = 100 KG	1 000 DM	1 000 \$	GROUP DESCRIPTION	DT = 100 KG	1 000 DM	1 000 \$
037 FISH ETC. PREP. PRSVD. NES	49 235	32 360	20 087	582 PLASTIC PLATE, SHEETS, ETC	634 462	422 596	262 720
041 WHEAT, MESLIN, UNMILLED	2 785 636	112 673	70 278	583 MONOFILAMENT OF PLASTICS	110 814	85 952	53 299
042 RICE	34 786	5 687	3 532	591 INSECTICIDES, ETC.	61 134	80 441	48 891
043 BARLEY, UNMILLED	1 357 881	57 467	36 091	592 STARCHES, INULIN, ETC.	160 164	83 058	51 475
044 MAIZE UNMILLED	60 929	3 116	2 036	593 EXPLOSIVES, PYROTECHNICS	16 516	8 626	5 439
045 OTHER CEREALS, UNMILLED	16 279	743	469	597 PREP. ADDITIVES, LIQUIDS	216 401	66 964	41 677
046 MEAL, FLOUR OF WHEAT, MESLIN	90 520	5 510	3 404	598 MISC. CHEMICAL PRODS. NES	2 816 941	466 872	288 636
047 OTHER CEREAL MEAL, FLOURS	53 992	2 962	1 830	600 CPL IND PLANT CHAP 69-76	43 664	59 102	37 543
048 CEREAL PREPARATIONS	385 544	140 026	86 884	611 LEATHER	4 412	16 774	10 280
054 VEGETABLES	331 339	37 660	23 616	612 MANUFACT. LEATHER ETC. NES	1 205	5 546	3 438
056 VEGETABLES, PRPD, PRSVD. NES	119 535	37 097	22 991	613 FURSKINS, TANNED, DRESSED	66	1 362	817
057 FRUIT, NUTS EXCL. OIL NUTS	167 294	30 013	18 818	621 MATERIALS OF RUBBER	159 665	114 938	71 119
058 FRUIT, PRESERVED, PREPARED	181 538	60 151	37 396	625 RUBBER TYRES, TUBES, ETC.	521 245	320 111	198 025
059 FRUIT, VEGETABLE JUICES	633 519	76 162	47 136	629 ARTICLES OF RUBBER, NES	58 048	112 112	69 675
061 SUGARS, MOLASSES, HONEY	290 610	42 953	28 013	633 CORK MANUFACTURES	1 803	2 840	1 765
062 SUGAR CONFECTIONERY	66 987	31 396	19 384	634 VENEERS, PLYWOOD, ETC.	836 566	105 348	65 166
071 COFFEE, COFFEE SUBSTITUTE	291 769	166 753	103 740	635 WOOD MANUFACTURES, NES	339 227	108 163	67 092
072 COCOA	115 326	52 204	32 496	641 PAPER AND PAPERBOARD	3 768 409	686 901	425 518
073 CHOCOLATE, OTH. COCOA PREP	196 685	94 351	58 699	642 PAPER, PAPERBOARD, CUT ETC	1 557 412	456 167	282 708
074 TEA AND MATE	1 467	1 730	1 071	651 TEXTILE YARN	566 775	481 026	297 436
075 SPICES	7 292	5 789	3 584	652 COTTON FABRICS, WOVEN	70 653	109 127	67 679
081 ANIMAL FEED STUFF	1 948 948	136 520	84 737	653 FABRICS, MAN-MADE FIBRES	82 819	159 224	98 483
091 MARGARINE AND SHORTENING	42 138	9 141	5 689	654 OTH. TEXTILE FABRIC, WOVEN	13 713	40 350	24 982
098 EDIBLE PRD. PREPRTNS. NES	262 063	107 015	66 305	655 KNIT, CROCHET, FABRIC NES	43 173	85 889	53 333
111 NON-ALCOHOL. BEVERAGE, NES	1 990 487	62 541	38 706	656 LACE, EMBROIDRY, ETC	11 728	26 876	16 664
112 ALCOHOLIC BEVERAGES	178 189	39 151	24 447	657 SPECIAL YARN, TEXT. FABRIC	206 402	241 049	149 303
121 TOBACCO, UNMANUFACTURED	6 219	2 785	1 724	658 TEXTILE ARTICLES NES	64 052	73 647	45 684
122 TOBACCO, MANUFACTURED	50 573	73 802	45 944	659 FLOOR COVERINGS, ETC.	107 279	112 286	69 611
211 HIDES, SKINS (EX. FURS), RAW	18 148	5 647	3 503	661 LIME, CEMENT, CONSTR. MATRL	1 657 504	71 502	44 403
212 FURSKINS, RAW	4 758	5 012	3 032	662 CLAY, REFRCT. CONSTR. MATRL	2 429 522	185 143	114 328
222 OILSEED (SFT. FIX VEG. OIL)	2 664 497	211 227	139 019	663 MINERAL MANUFACTURES, NES	9 010 642	197 270	122 630
223 OILSEED (OTH. FIX. VEG. OIL)	4 526	784	490	664 GLASS	913 381	192 196	119 496
231 NATURAL RUBBER, ETC.	3 778	680	436	665 GLASSWARE	971 543	115 560	71 653
232 SYNTHETIC RUBBER, ETC.	547 954	89 786	55 801	666 POTTERY	49 016	51 153	31 697
245 FUEL WOOD, WOOD CHARCOAL	6 661	886	539	667 PEARLS, PRECIOUS STONES	593 413	73 389	45 258
246 WOOD IN CHIPS, PARTICLES	857 674	11 344	7 072	671 PIG IRON, SPIEGELEISN, ETC	555 997	34 128	21 512
247 WOOD ROUGH, ROUGH SQUARED	796 720	12 407	7 777	672 INGOTS ETC. IRON OR STEEL	612 367	338 184	210 211
248 WOOD, SIMPLY WORKED	613 406	57 339	35 453	673 FLAT-ROLLED IRON ETC.	661 585	106 357	65 854
251 PULP AND WASTE PAPER	234 622	20 537	12 656	674 FLAT-ROLLED PLATED IRON	3 384 494	954 076	594 972
261 SILK	264	666	431	675 FLAT-ROLLED, ALLOY STEEL	2 940 738	294 574	182 286
263 COTTON	73 112	17 162	10 704	676 IRON, STL. BAR, SHAPES ETC.	42 259	5 474	3 383
264 JUTE, OTH. TEXTL. BAST FIBR	31 571	1 801	1 109	677 RAILWAY TRACK IRON, STEEL	289 911	51 809	32 062
265 VEGETABLE TEXTILE FIBRES	312 962	133 511	83 021	679 TUBES, PIPES, ETC. IRON, STL	915 637	243 585	150 894
266 SYNTHETIC FIBRES	141 772	39 952	24 723	681 SILVER, PLATINUM, ETC.	397	13 801	8 504
267 OTHER MAN-MADE FIBRES	47 644	15 991	10 071	682 COPPER	404 131	249 282	154 397
268 WOOL, OTHER ANIMAL HAIR	366 133	23 222	14 447	683 NICKEL	6 942	17 937	11 028
269 WORN CLOTHING, TEXTL. ARTL	267 348	3 631	2 218	684 ALUMINIUM	729 071	391 830	243 655
272 FERTILIZERS, CRUDE	42 643 221	58 746	36 491	685 LEAD	86 362	17 878	11 141
273 STONE, SAND AND GRAVEL	433 101	7 491	4 670	686 ZINC	111 404	33 005	20 357
274 SULPHUR, UNRSTD. IRON PYRS	79 043	2 497	1 563	687 TIN	2 957	3 926	2 429
277 NATURAL ABRASIVES, NES	20 989 536	75 227	46 568	689 MISC. NON-FERR. BASE METAL	7 749	10 379	6 417
278 OTHER CRUDE MINERALS	126 400	245	146	691 METALLIC STRUCTURES NES	552 380	246 295	153 443
281 IRON ORE, CONCENTRATES	7 644 295	250 850	155 343	692 CONTAINERS, STORAGE, TRNSP	296 977	142 693	88 532
282 FERROUS WASTE AND SCRAP	15 113	1 843	1 121	693 WIRE PRODUCTS EXCL. ELECT	627 777	96 022	59 342
283 COPPER ORES, CONCENTRATES	185 594	10 075	6 241	694 NAILS, SCREWS, NUTS, ETC.	201 297	138 463	85 725
285 ALUMINIUM ORE, CONCTR. ETC	123 670	11 274	6 876	695 TOOLS	73 519	213 742	132 537
287 ORE, CONCENTR. BASE METALS	203 132	126 618	126 618	696 CUTLERY	8 239	38 015	23 500
288 NON-FERROUS WASTE, SCRAP	3 881	17 962	11 123	697 HOUSEHOLD EQUIPMENT, NES	83 754	81 517	50 504
289 PREC. METAL ORES, CONCTRTS	691 397	23 678	14 654	699 MANUFACT. BASE METAL, NES	908 778	694 684	430 032
291 CRUDE ANIMAL MATERIALS, NES	80 799	42 770	26 561	700 CPL IND PLANT (84/85/87)	26 879	82 767	52 963
292 CRUDE VEG. MATERIALS, NES	13 962 153	343 053	214 661	711 STEAM GENER. BOILERS, ETC.	6 074	9 391	5 776
321 COAL, NOT AGGLOMERATED	4 243 170	58 040	36 074	712 STEAM TURBINES	4 066	23 594	14 316
322 BRIQUETTES, LIGNITE, PEAT	12 510 658	537 798	333 627	713 INTRNL COMBUS PSTN ENGIN	561 355	978 607	622 529
325 COKE, SEMI-COKE, RET. CARBN	3 737 917	126 983	79 406	714 ENGINES, MOTORS NON-ELECT	1 090	29 928	18 639
334 PETROLEUM PRODUCTS	1 652 561	66 218	40 919	716 ROTATING ELECTRIC PLANT	119 580	186 402	115 769
335 RESIDUAL PETROL. PRODUCTS	78 154	3 192	1 955	718 OTH. POWR. GENRTNG. MACHNRY	15 646	138 806	84 510
342 LIQUEFIED PROPANE, BUTANE	142 150	5 934	3 664	721 AGRIC. MACHINES, EX. TRACTR	83 345	105 456	64 709
344 PETROLEUM GASES, NES	215 521	13 204	8 209	722 TRACTORS	58 553	71 389	44 174
351 ELECTRIC CURRENT	301 839	26 585	16 434	723 CIVIL ENGINEERING EQUIPT	234 818	206 394	127 590
411 ANIMAL OILS AND FATS	45 544	6 402	3 919	724 TEXTILE, LEATHER MACHINES	68 514	245 470	152 432
421 FIXED VEG. FAT, OILS, SOFT	271 357	29 160	18 042	725 PAPER, PULP MILL MACHINES	29 818	101 517	63 020
422 FIXED VEG. FAT, OILS, OTHER	3 859 087	399 939	245 662	726 PRINTNG, BOOKBINDNG MACHS	61 837	281 584	173 122
431 ANIMAL, VEG. FATS, OILS, NES	1 612 482	247 977	154 448	727 FOOD-PROCESS. MCH. NON DOM	21 056	70 556	43 421
511 HYDROCARBONS, NES, DERIVTS	1 075 251	190 835	118 416	728 OTH. MACH. PTS, SPCL INDUST	252 417	646 617	401 246
512 ALCOHOL, PHENOL, ETC. DERIV	566 216	200 998	123 878	731 METAL REMOVAL WORK TOOLS	38 799	140 227	87 073
513 CARBOXYLIC ACIDS, DERIVTS	147 010	168 980	104 540	733 MACH-TOOLS, METAL-WORKING	50 089	77 995	48 639
514 NITROGEN-FUNCT. COMPOUNDS	1 981 151	325 545	201 266	735 PARTS, NES, FOR MACH-TOOLS	18 631	64 482	40 123
515 ORGANIC-INORGANIC COMPNDS	7 486 692	243 490	150 634	737 METALWORKING MACHNRY NES	178 962	168 327	105 040
516 OTHER ORGANIC CHEMICALS	2 467 328	119 328	73 843	741 HEATNG, COOLNG EQUIP, PART	48 611	187 034	116 078
522 INORGANIC CHEM. ELEMENTS	101 446	38 638	23 817	742 PUMPS FOR LIQUIDS, PARTS	201 896	406 416	252 684
523 METAL. SALTS, INORGAN. ACID	974	11 035	6 828	743 PUMPS NES, CENTRIFUGS ETC	320 485	438 146	272 366
524 OTHER CHEMICAL COMPOUNDS	57 394	103 124	63 859	744 MECHANICAL HANDLING EQUIP	101 047	343 254	212 938
525 RADIO-ACTIVE MATERIALS	6 470	2 518	1 556	745 DTH. NONELEC MCH. TOOL, NES	36 098	99 175	61 242
531 SYNTH. COLOURS, LAKES, ETC.	987 464	365 883	226 767	746 BALL OR ROLLER BEARINGS	80 338	300 936	186 745
532 DYEING, TANNING MATERIALS	22 626	115 802	71 827	747 TAPS, COCKS, VALVES, ETC.	213 504	203 586	126 296
533 PIGMENTS, PAINTS, ETC.	45 025	388 224	240 575	748 TRANSMISSIONS SHAFTS ETC	111 840	221 223	137 297
541 MEDICINES, ETC. EXC. GRP542	12 109	25 552	15 833	749 NON-ELECT MACH. PARTS, ETC	13 561	75 612	46 731
542 MEDICAMENTS	105 414	80 663	49 766	751 OFFICE MACHINES	23 837	488 572	302 175
551 ESSENT. OIL, PERFUME, FLAVR	1 006 177	225 513	139 707	752 AUTOMATC. DATA PROC. EQUIP	17 001	235 166	145 893
553 PERFUMERY, COSMETICS, ETC.	9 190 450	170 429	104 813	753 PARTS, FOR OFFICE MACHINES	62 290	217 122	135 446
554 SOAP, CLEANERS, POLISH, ETC	1 103 144	209 888	130 581	754 TELEVISION RECEIVERS ETC	7 796	75 580	46 893
562 FERTILIZER, EXCEPT GRP272	549 108	138 872	85 803	762 RADIO-BROADCAST RECEIVER	3 657	30 381	18 942
571 POLYMERS OF ETHYLENE	739 188	157 220	97 559	763 SOUND RECORDER, PHONOGRPH	47 299	448 348	278 949
572 POLYMERS OF STYRENE	364 490	138 648	85 878	764 TELECOMM. EQUIP. PARTS NES	62 345	127 270	78 705
573 POLYMERS, VINYL CHLORIDE	2 009 073	463 113	287 234	771 ELECT. POWER MACHNRY PARTS	132 787	585 905	364 259
574 POLYACETAL, POLYCARBONATE	214 682	13 946	8 693	772 ELECT. SWITCH, RELAY, CIRCUT	206 916	294 465	184 896
575 OTH. PLASTIC, PRIMARY FORM	131 674	94 858	58 802	773 ELECTR. DISTRIBUT. EQPT NES	4 159	81 538	50 245
579 PLASTIC WASTE, SCRAP ETC				774 ELECTRO-MEDCL. XRAY EQUIP			
581 PLASTIC TUBE, PIPE, HOSE							

7 IMPORTS AND EXPORTS (SPECIAL TRADE) BY COUNTRIES OF PRODUCTION AND CONSUMPTION AND BY GROUPS OF THE SITC-REV. III 1990

GROUP DESCRIPTION	DT = 100 KG	1 000 DM	1 000 \$	GROUP DESCRIPTION	DT = 100 KG	1 000 DM	1 000 \$
775 DOM.ELEC.NON-ELEC.EQUIPT	342 240	447 063	277 222	244 CORK,NATURAL,RAW;WASTE	2 023	1 518	914
776 TRANSISTORS, VALVES, ETC.	97 582	210 503	130 719	245 FUEL WOOD, WOOD CHARCOAL	69 915	2 733	1 669
778 ELECTRIC MACH. APPART. NES	293 447	571 763	355 382	246 WOOD IN CHIPS, PARTICLES	1 801 615	12 661	7 840
781 PASS.MOTOR VEHCLS.EX.BUS	5 402 704	7 436 215	4 600 113	247 WOOD ROUGH,ROUGH SQUARED	551 244	8 160	5 028
782 GOODS, SPCL TRANSPORT VEH	464 562	572 080	354 211	248 WOOD, SIMPLY WORKED	245 807	41 399	25 685
783 ROAD MOTOR VEHICLES NES	83 344	154 423	94 684	251 PULP AND WASTE PAPER	3 289 619	101 079	62 596
784 PARTS,TRACTORS,MOTOR VEH	4 028 498	4 736 632	2 974 170	263 COTTON	25 246	3 448	2 132
785 CYCLES,MOTORCYCLES ETC.	14 803	33 110	20 303	264 JUTE,OTH.TEXTL.BAST FIBR	2 209	95	59
786 TRAILERS,SEMI-TRAILER,ETC	259 737	208 679	128 848	265 VEGETABLE TEXTILE FIBRES	8 047	808	503
791 RAILWAY VEHICLES.EQUIPNT	20 199	27 179	16 870	266 SYNTHETIC FIBRES	225 210	90 234	56 014
792 AIRCRAFT,ASSOCTD.EQUIPNT	2 918	95 726	60 025	267 OTHER MAN-MADE FIBRES	62 476	9 441	5 841
793 SHIP,BOAT,FLOAT,STRUCTRS	97 842	8 571	5 370	268 WOOL, OTHER ANIMAL HAIR	25 943	13 897	8 626
800 CPL IND PLANT CHAP 90/94	432	6 536	4 200	269 WORN CLOTHING,TEXTL.ARTL	105 871	8 548	5 279
811 PREFABRICATED BUILDINGS	86 987	23 202	14 370	272 FERTILIZERS, CRUDE	404 859	6 860	4 234
812 PLUMBING,SANITRY,EQPT,ETC	152 490	121 910	75 816	273 STONE, SAND AND GRAVEL	8 971 393	20 564	12 831
813 LIGHTING FIXTURES ETC.NES	43 470	97 974	60 818	274 SULPHUR,UNRSTD.IRON PYRS	59 829	1 381	855
821 FURNITURE,CUSHIONS,ETC.	1 109 356	818 706	507 486	277 NATURAL ABRASIVES, NES	4 891	1 472	910
831 TRUNK,SUIT-CASES,BAG,ETC	9 253	27 539	17 037	278 OTHER CRUDE MINERALS	10 986 124	120 200	74 890
841 MENS,BOYS CLOTHING,X-KNIT	47 783	327 272	204 737	281 IRON ORE, CONCENTRATES	511 358	3 529	2 106
842 WOMEN,GIRL CLOTHING,XKNIT	28 018	372 808	229 719	282 FERROUS WASTE AND SCRAP	3 662 968	85 262	52 252
843 MENS,BOYS CLOTHING,KNIT	4 009	22 143	13 665	283 COPPER ORES,CONCENTRATES	360	131	79
844 WOMEN,GIRLS CLOTHING,KNIT	9 554	74 374	46 046	284 NICKEL ORES,CONCTR,MATTE	82	110	70
845 OTHR. TEXTILE APPAREL,NES	17 709	175 240	108 491	285 ALUMINIUM ORE,CONCTR.ETC	144 953	20 798	12 691
846 CLOTHING ACCESSRS,FABRIC	8 246	49 369	30 744	287 ORE,CONCENTR.BASE METALS	28 343	14 763	9 182
848 CLOTHING,NOVTXTL;HEADGEAR	8 234	53 967	33 586	288 NON-FERROUS WASTE,SCRAP	1 519 748	301 925	186 363
851 FOOTWEAR	21 635	125 021	77 143	289 PREC.METAL ORES,CONCTRYS	1 885	34 385	21 258
871 OPTICAL INSTRUMENTS,NES	760	12 293	13 793	291 CRUDE ANIMAL MATERIALS,NES	1 147 690	75 939	47 293
872 MEDICAL INSTRUMENTS NES	16 891	104 955	64 965	292 CRUDE VEG. MATERIALS, NES	4 345 916	2 447 000	1 519 901
873 METERS,COUNTERS,NES	6 877	70 324	43 492	321 COAL,NOT AGGLOMERATED	650 617	4 945	3 126
874 MEASURE,CONTROL INSTRMNT	30 787	435 148	269 468	322 BRICKETTES,LIGNITE,PEAT	882 636	11 182	6 881
881 PHOTOGRAPH APPAR.ETC.NES	10 336	76 876	47 489	325 COKE,SEMI-COKE,RET,CARBON	1 311 917	27 010	16 863
882 PHOTO.CINEMATGRPH,SUPPL	59 674	125 952	77 258	334 PETROLEUM PRODUCTS	168 111 160	6 278 454	3 938 458
883 CINE.FILM EXPOS.DEVELOPD	30	291	178	335 RESIDUAL PETROL PRODUCTS	11 758 990	484 225	302 160
884 OPTICAL GOODS NES	929	42 584	26 946	342 LIQUEFIED PROPANE,BUTANE	1 893 023	69 029	43 760
885 WATCHES AND CLOCKS	3 683	36 531	22 727	344 PETROLEUM GASES, NES	818 781	36 840	23 229
891 ARMS AND AMMUNITION	3 781	9 452	5 824	351 ELECTRIC CURRENT			
892 PRINTED MATTER	253 768	274 300	170 388	411 ANIMAL OILS AND FATS	305 861	22 367	13 854
893 ARTICLES,NES,OF PLASTICS	686 157	610 193	378 521	421 FIXED VEG.FAT,OILS,SOFT	2 060 074	175 664	109 826
894 BABY CARRIAGE,TOYS,GAMES	56 353	99 586	62 041	422 FIXED VEG.FAT,OILS,OTHER	723 704	74 156	46 122
895 OFFICE,STATIONERY SUPPLS	18 631	48 244	29 891	431 ANIMAL,VEG.FATS,OILS,NES	1 306 473	105 547	65 728
896 WORKS OF ART,ANTIQUE ETC	830	52 343	32 019	511 HYDROCARBONS,NES,DERIVTS	13 117 684	1 166 081	721 485
897 GOLD,SILVERWARE,JEWEL NES	485	68 940	42 882	512 ALCOHOL,PHENOL,ETC.DERIV	6 066 486	294 898	183 470
898 MUSICAL INSTRUMENTS,ETC.	33 298	116 428	72 270	513 CARBOXYLIC ACIDS,DERIVTS	1 539 051	279 981	173 646
899 MISC MANUFCTRD GOODS NES	58 422	83 026	51 407	514 NITROGEN-FUNCT.COMPOUNDS	858 692	195 605	120 591
941 COMPL IND PLANT CHAP 99	891	3 484	2 183	515 ORGANO-INORGANIC COMPNDS	403 338	147 457	91 607
961 COIN NONGOLD NONCURRENT	2	70	42	516 OTHER ORGANIC CHEMICALS	5 800 375	552 776	345 531
971 GOLD,NONMONTY EXCL ORES	747	19 907	12 305	522 INORGANIC CHEM.ELEMENTS	6 709 570	352 700	217 428
972 MONETARY GOLD,GOLD COINS	9	16 452	10 215	523 METAL.SALTS,INORGAN.ACID	1 903 482	97 230	60 269
				524 OTHER CHEMICAL COMPOUNDS	458 041	60 921	37 893
				525 RADIO-ACTIVE MATERIALS	1 952	225 021	140 631
NETHERLANDS							
IMPORTS	560 286 178	55 964 870	34 840 676	531 SYNTH.COLOURS,LAKES,ETC.	17 859	26 066	16 182
001 LIVE ANIMALS	957 629	278 752	171 257	532 DYEING,TANNING MATERIALS	6 317	5 680	3 561
011 BOVINE MEAT	487 959	295 763	184 104	533 PIGMENTS, PAINTS, ETC.	1 601 073	361 058	224 790
012 OTHER MEAT, MEAT OFFAL	4 875 943	1 869 225	1 159 407	541 MEDICINES,ETC.EXC.GRPS42	21 710	144 717	88 887
016 MEAT,ED.OFFL,DRY,SLT,SMK	11 718	16 878	10 508	542 MEDICAMENTS	37 043	169 305	105 865
017 MEAT,OFFL,PRPD,PRSD,NES	309 425	169 008	105 559	551 ESSENT.OIL,PERFUME,FLAVR	39 744	64 847	40 234
022 MILK AND CREAM	1 193 373	266 839	166 428	553 PERFUMERY,COSMETICS,ETC.	87 796	74 137	46 685
023 BUTTER,OTHER FAT OF MILK	535 797	330 556	203 954	554 SOAP,CLEANERS,POLISH,ETC	710 123	140 441	87 251
024 CHEESE AND CURD	1 822 479	1 327 189	824 603	562 FERTILIZER,EXCEPT GRP272	15 161 585	376 628	234 669
025 EGGS,BIRDS,YOLKS,ALBUMIN	2 771 647	575 897	357 990	571 POLYMERS OF ETHYLENE	2 265 592	451 534	281 709
034 FISH,FRESH,CHILLED,FROZN	234 394	120 147	74 899	572 POLYMERS OF STYRENE	3 006 206	449 621	279 421
035 FISH,DRIED,SALTED,SMOKED	134 140	51 006	31 888	573 POLYMERS,VINYL CHLORIDE	1 246 693	242 700	150 676
036 CRUSTACEANS,MOLLUSCS ETC	18 903	14 688	9 169	574 POLYACETAL,POLYCARBONATE	1 543 666	716 233	444 530
037 FISH ETC.PRPD,PRSD,NES	184 976	105 911	66 180	575 OTH.PLASTIC,PRIMARY FOPM	3 364 774	827 881	514 023
041 WHEAT, MESLIN, UNMILLED	1 492 644	57 578	35 426	579 PLASTIC WASTE, SCRAP ETC	196 065	25 548	15 823
042 RICE	45 183	7 778	4 902	581 PLASTIC TUBE,PIPE,HOSE	50 382	85 304	53 089
043 BARLEY, UNMILLED	86 168	3 439	2 065	582 PLASTIC PLATE,SHEETS,ETC	1 105 420	627 770	391 233
044 MAIZE UNMILLED	43 937	2 304	1 451	583 MONOFILAMENT OF PLASTICS	11 397	8 817	5 510
045 OTHER CEREALS, UNMILLED	142 085	7 010	4 329	591 INSECTICIDES, ETC.	76 801	48 063	29 798
046 MEAL,FLOUR OF WHEAT,MSLN	90 071	5 132	3 189	592 STARCHES,INULIN,ETC.	2 020 631	288 736	178 541
047 OTHER CEREAL MEAL,FLOURS	76 774	5 013	3 118	593 EXPLOSIVES,PYROTECHNICS	2 469	6 365	3 994
048 CEREAL PREPARATIONS	1 212 344	257 611	161 084	597 PREPRD ADDITIVES,LIQUIDS	300 770	70 578	44 289
054 VEGETABLES	14 329 134	1 801 003	1 107 328	598 MISC.CHEMICAL PRDTS,NES	3 621 109	458 594	285 543
056 VEGETABLES,PRPD,PRSD,NES	4 519 578	786 963	490 268	611 LEATHER	26 783	56 770	35 193
057 FRUIT,NUTS EXCL.OIL NUTS	814 280	121 514	76 242	612 MANUFACT. LEATHER ETC.NES	3 905	6 290	3 926
058 FRUIT,PRESERVED,PREPARED	739 815	149 686	93 215	621 FURSKINS,TANNED,DRESSED	337	1 222	760
059 FRUIT, VEGETABLE JUICES	160 888	52 758	33 057	622 MATERIALS OF RUBBER	78 586	46 777	29 045
061 SUGARS,MOLASSES,HONEY	2 284 250	171 284	106 595	625 RUBBER TYRES,TUBES,ETC.	452 512	289 327	179 842
062 SUGAR CONFECTIONERY	288 016	125 301	78 726	629 ARTICLES OF RUBBER, NES	40 722	65 967	40 899
071 COFFEE,COFFEE SUBSTITUTE	25 082	17 587	10 994	633 CORK MANUFACTURES	4 375	4 004	2 538
072 COCOA	544 527	240 060	149 945	634 VENEERS, PLYWOOD, ETC.	244 324	27 161	16 857
073 CHOCOLATE,OTH.COCOA PREP	618 128	280 482	175 076	635 WOOD MANUFACTURES, NES	657 009	130 282	81 027
074 TEA AND MATE	26 100	10 093	6 312	641 PAPER AND PAPERBOARD	6 325 705	953 508	591 978
075 SPICES	18 038	6 354	3 964	642 PAPER,PAPERBOARD,CUT ETC	1 221 340	345 992	215 125
081 ANIMAL FEED STUFF	12 533 667	664 014	412 158	651 TEXTILE YARN	489 947	413 004	254 992
091 MARGARINE AND SHORTENING	65 274	12 187	7 606	652 COTTON FABRICS, WOVEN	62 976	119 963	74 662
098 EDIBLE PROD.PREPRTN,NES	843 866	279 744	173 939	653 FABRICS,MAN-MADE FIBRES	89 916	156 527	97 418
111 NON-ALCOHOL.BEVERAGE,NES	1 177 527	71 017	44 478	654 OTH.TEXTILE FABRIC.WOVEN	53 625	114 381	70 984
112 ALCOHOLIC BEVERAGES	309 051	57 389	36 214	655 KNIT,CROCHET.FABRIC NES	34 236	64 584	40 238
121 TOBACCO, UNMANUFACTURED	15 127	10 364	6 326	656 TULLE,LACE,EMBROIDRY,ETC	14 080	22 901	14 347
122 TOBACCO, MANUFACTURED	117 074	161 445	100 924	657 SPECIAL YARN,TXTL.FABRIC	247 446	272 674	169 395
211 HIDES,SKINS(EX.FURS),RAW	161 345	99 997	24 758	658 TEXTILE ARTICLES NES	63 879	68 267	42 587
212 FURSKINS, RAW	538	6 240	3 931	659 FLOOR COVERINGS, ETC.	646 045	309 218	193 033
222 OILSEED(SFT.FIX VEG.OIL)	279 173	23 984	14 759	661 LIME,CEMENT,CONSTR.MATRL	2 155 810	69 150	43 050
223 OILSEED(OTH.FIX.VEG.OIL)	41 429	5 057	3 153	662 CLAY,REFRCT.CONSTR.MATRL	6 565 979	234 648	145 926
231 NATURAL RUBBER, ETC.	2 527	596	371	663 MINERAL MANUFACTURES,NES	3 552 433	182 516	113 630
232 SYNTHETIC RUBBER, ETC.	551 853	145 382	90 181	664 GLASS	786 610	105 719	65 820
				665 GLASSWARE	915 305	84 582	52 937
				666 POTTERY	74 924	39 866	24 889

7 IMPORTS AND EXPORTS (SPECIAL TRADE) BY COUNTRIES OF PRODUCTION AND CONSUMPTION AND BY GROUPS OF THE SITC-REV. III 1990

GROUP DESCRIPTION	DT = 100 KG	1 000 DM	1 000 \$	GROUP DESCRIPTION	DT = 100 KG	1 000 DM	1 000 \$
667 PEARLS, PRECIOUS STONES	.	.	.	892 PRINTED MATTER	279 810	217 052	135 361
671 PIG IRON, SPIEGELEISEN, ETC	64 945	3 060	1 843	893 ARTICLES, NES, OF PLASTICS	1 034 262	689 971	429 428
672 INGOTS ETC. IRON OR STEEL	1 581 998	99 716	61 487	894 BABY CARRIAGE, TOYS, GAMES	98 428	132 783	83 385
673 FLAT-ROLLED IRON ETC.	5 410 512	430 786	266 517	895 OFFICE, STATIONERY SUPPLS	36 619	57 160	35 504
674 FLAT-ROLLED PLATED IRON	985 748	129 101	79 856	896 WORKS OF ART, ANTIQUE ETC	2 082	26 490	16 327
675 FLAT-ROLLED, ALLOY STEEL	77 668	30 827	19 191	897 GOLD, SILVERWARE, JEWEL NES	1 709	19 635	12 303
676 IRON, STL, BAR, SHAPES ETC.	3 052 885	272 588	168 141	898 MUSICAL INSTRUMENTS, ETC.	126 471	313 674	196 737
677 RAILWAY TRACK IRON, STEEL	32 816	2 567	1 577	899 MISC MANUFACTD GOODS NES	144 827	157 755	98 465
678 WIRE OF IRON OR STEEL	227 333	27 536	17 048	961 COIN NONGOLD NONCURRENT	23	2 752	1 739
679 TUBES, PIPES, ETC. IRON, STL	1 299 384	218 985	135 715	971 GOLD, NONMONTY EXCL ORES	727	27 017	16 711
681 SILVER, PLATINUM, ETC.	806	89 735	55 543	972 MONETARY GOLD, GOLD COINS		419	262
682 COPPER	235 496	120 133	74 370				
683 NICKEL	1 146	3 554	2 186	EXPORTS	559 371 806	54 313 451	33 685 892
684 ALUMINIUM	1 395 736	703 984	436 512	001 LIVE ANIMALS	775 586	197 836	123 354
685 LEAD	134 875	20 630	12 800	011 BOVINE MEAT	83 181	53 253	34 548
686 ZINC	557 284	148 295	92 405	012 OTHER MEAT, MEAT OFFAL	291 355	96 727	60 064
687 TIN	21 380	28 448	17 570	016 MEAT, ED. OFFL, DRY, SLT, SMK	5 344	5 623	3 520
689 MISC. NON-FERR. BASE METAL	12 338	10 494	6 523	017 MEAT, OFFL, PRPD, PRSVD, NES	105 745	72 940	45 469
691 METALLIC STRUCTURES NES	1 300 848	371 146	231 849	022 MILK AND CREAM	6 485 213	731 022	454 593
692 CONTAINERS, STORAGE, TRNSP	119 627	95 825	59 639	023 BUTTER, OTHER FAT OF MILK	71 185	43 505	26 334
693 WIRE PRODUCTS EXCL. ELECT	1 091 570	91 098	56 776	024 CHEESE AND CURD	167 077	82 416	51 286
694 NAILS, SCREWS, NUTS, ETC.	222 997	72 204	44 711	025 EGGS, BIRDS, YOLKS, ALBUMIN	116 773	27 483	17 229
695 TOOLS	124 748	162 657	101 098	034 FISH, FRESH, CHILLED, FROZEN	243 963	68 280	42 522
696 CUTLERY	2 964	13 473	8 388	035 FISH, DRIED, SALTED, SMOKED	4 289	1 295	829
697 HOUSEHOLD EQUIPMENT, NES	51 820	64 232	40 323	036 CRUSTACEANS, MOLLUSCS ETC	116 327	17 411	10 794
699 MANUFACTS. BASE METAL, NES	591 276	396 452	246 688	037 FISH ETC. PRPD, PRSVD, NES	104 228	52 117	32 623
711 STEAM GENER. BOILERS, ETC.	10 465	13 992	8 495	041 WHEAT, MESLIN, UNMILLED	3 318 669	131 959	82 768
712 STEAM TURBINES	4 566	22 901	13 853	042 RICE	14 182	2 032	1 235
713 INTRNL COMBUS PSTN ENGIN	55 839	90 326	55 972	043 BARLEY, UNMILLED	1 736 785	61 421	39 200
714 ENGINES, MOTORS NON-ELECT	8 985	227 061	138 817	044 MAIZE UNMILLED	1 268 728	55 476	36 341
716 ROTATING ELECTRIC PLANT	33 423	88 296	54 823	045 OTHER CEREALS, UNMILLED	223 462	9 396	5 860
718 OTH. POWR. GENRNG. MACHNRY	26 927	40 153	25 176	046 MEAL, FLOUR OF WHEAT, MSLN	718 268	40 881	25 391
721 AGRIC. MACHINES, EX. TRACTR	173 047	196 544	122 332	047 OTHER CEREAL MEAL, FLOURS	150 043	8 493	5 234
722 TRACTORS	17 133	14 567	8 924	048 CEREAL PREPARATIONS	648 036	175 116	108 592
723 CIVIL ENGINEERING EQUIPT	147 180	110 576	68 794	054 VEGETABLES	7 187 170	144 779	91 960
724 TEXTILE, LEATHER MACHINES	46 343	90 282	55 586	055 VEGETABLES, PRPD, PRSVD, NES	402 913	79 888	49 813
725 PAPER, PULP MILL MACHINES	36 388	44 734	27 838	057 FRUIT, NUTS EXCL. OIL NUTS	357 090	57 658	35 702
726 PRINTING, BOOKBINDING MACHS	48 723	121 727	76 025	058 FRUIT, PRESERVED, PREPARED	241 750	57 617	35 928
727 FOOD-PROCESS. MCH. NON DDM	32 101	111 095	69 686	059 FRUIT, VEGETABLE JUICES	1 151 040	154 126	95 572
728 OTH. MACH. PTS, SPCL INDUST	184 574	399 776	248 342	061 SUGARS, MOLASSES, HONEY	1 152 989	112 450	70 165
731 METAL REMOVAL WORK TOOLS	14 630	29 271	18 215	062 SUGAR CONFECTIONERY	137 266	55 600	34 542
733 MACH-TOOLS, METAL-WORKING	28 598	52 338	32 664	071 COFFEE, COFFEE SUBSTITUTE	174 082	110 473	68 492
735 PARTS, NES, FOR MACH-TOOLS	45 786	71 105	44 248	072 COCOA	131 403	28 215	17 516
737 METALWORKING MACHNRY NES	66 964	77 007	47 646	073 CHOCOLATE, OTH. COCOA PREP	220 130	120 261	74 957
741 HEATING, COOLING EQUIP, PART	101 586	192 756	120 617	074 TEA AND MATE	7 087	5 335	3 321
742 PUMPS FOR LIQUIDS, PARTS	40 273	82 923	51 632	075 SPICES	15 375	12 750	7 869
743 PUMPS NES, CENTRIFUGS ETC	64 748	155 487	96 857	081 ANIMAL FEED STUFF	18 304 690	474 859	296 540
744 MECHANICAL HANDLING EQUIP	229 788	265 514	165 646	082 MARGARINE AND SHORTENING	128 209	17 558	10 836
745 OTH. NONELEC MCH, TOOL, NES	75 250	192 063	119 781	098 EDIBLE PROD. PREPRTNS, NES	554 981	149 389	92 469
746 BALL OR ROLLER BEARINGS	61 813	86 408	53 923	111 NON-ALCOHOL. BEVERAGE, NES	79 981 771	47 740	29 670
747 TAPS, COCKS, VALVES, ETC.	47 513	122 547	76 349	112 ALCOHOLIC BEVERAGES	484 870	107 495	67 093
748 TRANSMISSIONS SHAFTS ETC	74 387	54 994	34 117	121 TOBACCO, UNMANUFACTURED	26 507	14 759	9 185
749 NON-ELECT MACH. PARTS, ETC	37 285	84 247	52 324	122 TOBACCO, MANUFACTURED	53 176	81 907	51 046
751 OFFICE MACHINES	55 405	315 494	196 851	211 HIDES, SKINS (EX. FURS), RAW	328 528	96 175	60 000
752 AUTOMATC. DATA PROC. EQUIP	33 900	496 955	309 668	212 FURSKINS, RAW	162	1 971	1 268
759 PARTS, FOR OFFICE MACHINS	47 414	586 709	365 123	222 OILSEED (SFT. FIX VEG. OIL)	636 158	38 981	24 622
761 TELEVISION RECEIVERS ETC	22 829	70 849	44 896	223 OILSEED (OTH. FIX VEG. OIL)	27 778	3 478	2 184
762 RADIO-BROADCAST RECEIVER	10 961	38 277	24 077	231 NATURAL RUBBER, ETC.	5 510	1 170	721
763 SOUND RECORDER, PHONOGRPH	1 988	13 357	8 419	232 SYNTHETIC RUBBER, ETC.	357 335	55 426	34 291
764 TELECOMM. EQUIP. PARTS NES	50 748	378 867	235 336	245 FUEL WOOD, WOOD CHARCOAL	7 202	982	605
771 ELECT POWER MACHNRY, PARTS	30 293	67 755	41 968	246 WOOD IN CHIPS, PARTICLES	1 784 729	21 865	13 608
772 ELEC. SWITCH. RELAY. CIRCUIT	45 793	316 307	197 149	247 WOOD ROUGH, ROUGH SQUARED	760 206	12 126	7 511
773 ELECTR. DISTRIB. EQPT NES	79 404	67 189	41 915	248 WOOD, SIMPLY WORKED	1 718 840	121 371	75 030
774 ELECTRO-MEDCL. XRAY EQUIP	14 122	224 358	140 185	251 PULP AND WASTE PAPER	4 372 301	88 848	54 849
775 DOM. ELEC. NON-ELEC. EQUIPT	80 269	167 755	104 831	263 COTTON	68 965	14 177	8 754
776 TRANSISTORS, VALVES, ETC.	49 920	348 537	214 295	264 JUTE, OTH. TEXTL. BAST FIBR	1 056	82	50
778 ELECTRIC. MACH. APPART. NES	1 005 229	516 013	321 423	265 VEGETABLE TEXTILE FIBRES	3 940	287	175
781 PASS. MOTOR VEHCLS. EX. BUS	298 965	390 826	248 959	266 SYNTHETIC FIBRES	109 598	38 530	23 965
782 GOODS, SPCL TRANSPORT VEH	481 947	634 419	399 894	267 OTHER MAN-MADE FIBRES	88 107	21 333	13 441
783 ROAD MOTOR VEHICLES NES	57 752	73 289	45 955	268 WOOL, OTHER ANIMAL HAIR	3 248	3 229	1 971
784 PARTS, TRACTORS, MOTOR VEH	620 548	416 691	258 608	269 WORN CLOTHING, TEXTL. ARTL	581 856	36 826	22 919
785 CYCLES, MOTORCYCLES ETC.	92 161	170 023	105 197	272 FERTILIZERS, CRUDE	147 525	3 282	2 026
786 TRAILERS, SEMI-TRAILR, ETC	243 787	141 523	88 769	273 STONE, SAND AND GRAVEL	189 059 562	256 900	159 597
791 RAILWAY VEHICLES, EQUIPNT	46 577	40 708	25 309	274 SULPHUR, UNRSTD. IRON PYRS	1 671 407	29 243	18 074
792 AIRCRAFT, ASSOCTD. EQUIPNT	6 946	222 904	136 410	277 NATURAL ABRASIVES, NES	3 266 799	7 571	4 697
793 SHIP, BOAT, FLOAT. STRUCTRS	323 272	120 335	75 118	278 OTHER CRUDE MINERALS	46 838 328	121 984	75 642
811 PREFABRICATED BUILDINGS	358 441	106 317	65 916	282 FERROUS WASTE AND SCRAP	10 296 572	224 424	142 010
812 PLUMBING, SANITRY, EQPT, ETC	193 222	90 391	56 507	283 COPPER ORES, CONCENTRATES	636	74	44
813 LIGHTING FIXTURES ETC. NES	47 434	106 266	66 249	284 NICKEL ORES, CONCTR, MATTE	1 404	2 106	1 267
821 FURNITURE, CUSHIONS, ETC.	542 038	489 899	305 092	285 ALUMINIUM ORE, CONCTR, ETC	80 025	4 787	2 956
831 TRUNK, SUIT-CASES, BAG, ETC	35 147	66 228	41 495	287 ORE, CONCENTR. BASE METALS	230 579	18 701	11 567
841 MENS, BOYS CLOTHING, X-KNIT	20 817	110 257	68 844	288 NON-FERROUS WASTE, SCRAP	1 142 855	196 070	121 848
842 WOMEN, GIRL CLOTHING, XKNIT	50 007	362 217	225 941	289 PREC. METAL ORES, CONCTRITS	917	1 386	866
843 MENS, BOYS CLOTHING, KNIT	5 060	16 768	10 529	291 CRUDE ANIMAL MATERLS, NES	181 817	21 554	13 432
844 WOMEN, GIRLS CLOTHING, KNIT	14 337	61 536	38 471	292 CRUDE VEG. MATERIALS, NES	255 831	128 820	80 080
845 OTHR. TEXTILE APPAREL, NES	56 395	262 087	163 684	321 COAL, NOT AGGLOMERATED	5 133 291	58 441	36 205
846 CLOTHING ACCESSRS, FABRIC	7 644	29 946	18 897	322 BRIOQUETTES, LIGNITE, PEAT	11 664 046	70 893	44 157
848 CLOTHING, NONTEXTL; HEADGEAR	18 135	56 560	35 328	325 COKE, SEMI-COKE, RET. CARBN	672 885	16 780	10 211
851 FOOTWEAR	53 220	143 367	89 834	334 PETROLEUM PRODUCTS	8 677 762	249 774	156 718
871 OPTICAL INSTRUMENTS, NES	950	30 375	19 007	342 LIQUEFIED PETROL PRODUCTS	4 622 278	160 429	99 592
872 MEDICAL INSTRUMENTS NES	33 668	170 351	106 332	343 LIQUEFIED PROPANE, BUTANE	1 363 793	47 094	29 560
873 METERS, COUNTERS, NES	7 071	13 864	8 276	351 PETROLEUM GASES, NES	341 825	13 861	8 550
874 MEASURE, CONTROL INSTRMNT	22 721	323 895	201 365	411 ANIMAL OILS AND FATS	1 247 955	65 733	40 748
881 PHOTOGRAPH APPAR. ETC. NES	5 267	52 784	33 201	421 FIXED VEG. FAT, OILS, SOFT	2 352 102	175 321	110 124
882 PHOTO. CINEMATOGPH. SUPPL	86 175	251 125	155 934	422 FIXED VEG. FAT, OILS, OTHER	197 659	23 846	14 735
883 CINE. FILM EXPOSD. DEVELPD	16	530	333	431 ANIMAL, VEG. FATS, OILS, NES	1 745 194	129 424	80 469
884 OPTICAL GOODS NES	1 566	27 812	17 189	511 HYDROCARBONS, NES, DERIVTS	7 091 589	505 915	314 613
885 WATCHES AND CLOCKS	4 196	25 337	15 864				
891 ARMS AND AMMUNITION	9 133	33 949	21 023				

7 IMPORTS AND EXPORTS (SPECIAL TRADE) BY COUNTRIES OF PRODUCTION AND CONSUMPTION AND BY GROUPS OF THE SITC-REV. III 1990

GROUP DESCRIPTION	DT = 100 KG	1 000 DM	1 000 \$	GROUP DESCRIPTION	DT = 100 KG	1 000 DM	1 000 \$
512 ALCOHOL, PHENOL, ETC. DERIV	3 312 817	446 730	277 168	728 OTH. MACH. PTS. SPCL INDUST	276 898	747 637	463 491
513 CARBOXYLIC ACIDS, DERIVTS	2 382 869	370 131	229 466	731 METAL REMOVAL WORK TOOLS	45 091	159 318	98 710
514 NITROGEN-FUNCT. COMPOUNDS	954 359	709 479	438 277	733 MACH-TOOLS, METAL-WORKING	41 261	87 454	53 926
515 ORGANO-INORGANIC COMPNDS	241 842	146 389	90 135	735 PARTS, NES, FOR MACH-TOOLS	75 118	121 700	75 315
516 OTHER ORGANIC CHEMICALS	3 172 123	473 926	294 008	737 METALWORKING MACHNRY NES	103 196	127 587	79 499
522 INORGANIC CHEM. ELEMENTS	7 811 562	277 848	172 228	741 HEATING, COOLING EQUIP, PART			
523 METAL SALTS, INORGAN. ACID	2 149 750	140 424	87 076	742 PUMPS FOR LIQUIDS, PARTS	74 915	275 889	170 919
524 OTHER CHEMICAL COMPOUNDS	103 261	53 046	32 536	743 PUMPS NES, CENTRIFUGS ETC	179 467	432 653	268 364
525 RADIO-ACTIVE MATERIALS		3 945	2 449	744 MECHANICAL HANDLING EQUIP	366 725	453 855	281 624
531 SYNTH. COLOURS, LAKES, ETC.	60 564	111 120	68 686	745 OTH. NONELEC MCH, TOOL, NES	119 441	443 144	274 189
532 DYEING, TANNING MATERIALS	35 815	8 607	5 319	746 BALL OR ROLLER BEARINGS	29 479	80 656	49 860
533 PIGMENTS, PAINTS, ETC.	1 594 655	447 694	277 676	747 TAPS, COCKS, VALVES, ETC.	128 199	401 341	249 101
541 MEDICINES, ETC. EXC. GRP542	28 042	156 565	97 154	748 TRANSMISSIONS SHAFTS ETC	159 479	290 631	180 050
542 MEDICAMENTS	58 720	235 621	146 299	749 NON-ELECT MACH. PARTS, ETC	121 908	258 074	159 965
551 ESSENT. OIL, PERFUME, FLAVR	15 575	29 547	18 262	751 OFFICE MACHINES	57 074	242 928	151 042
553 PERFUMERY, COSMETICS, ETC.	140 737	151 430	93 829	752 AUTOMATC. DATA PROC. EQUIP	57 214	1 131 852	701 558
554 SOAP, CLEANERS, POLISH, ETC	903 127	201 910	125 316	759 PARTS, FOR OFFICE MACHINS	64 464	949 114	583 778
562 FERTILIZER, EXCEPT GRP272	2 729 687	61 185	37 281	761 TELEVISION RECEIVERS ETC	85 440	319 804	198 341
571 POLYMERS OF ETHYLENE	759 218	135 950	84 595	762 RADIO-BROADCAST RECEIVER	10 730	50 693	31 155
572 POLYMERS OF STYRENE	639 069	173 537	107 647	763 SOUND RECORDER, PHONOGRPH	6 318	52 928	32 662
573 POLYMERS, VINYL CHLORIDE	750 728	147 769	91 526	764 TELECOMM. EQUIP. PARTS NES	58 358	526 803	326 040
574 POLYACETAL, POLYCARBONATE	507 965	199 976	123 684	771 ELECT POWER MACHNRY. PARTS	86 855	182 571	113 151
575 OTH. PLASTIC, PRIMARY FORM	1 671 548	453 836	281 351	772 ELEC. SWITCH. RELAY. CIRCUIT	169 342	800 095	495 690
579 PLASTIC WASTE, SCRAP ETC	313 674	18 529	11 493	773 ELECTR DISTRIB. EQPT NES	337 738	337 835	209 474
581 PLASTIC TUBE, PIPE, HOSE	169 853	116 483	72 037	774 ELECTRO-MEDCL. XRAY EQUIP	12 924	226 886	141 202
582 PLASTIC PLATE, SHEETS, ETC	1 250 537	688 785	427 295	775 DOM. ELEC. NON-ELEC. EQUIPT	606 643	797 889	496 378
583 MONOFILAMENT OF PLASTICS	130 780	91 993	56 978	776 TRANSISTORS, VALVES, ETC.	22 158	214 281	132 697
591 INSECTICIDES, ETC.	158 461	114 899	70 495	778 ELECTRIC. MACH. APPART. NES	299 771	813 990	505 549
592 STARCHES, INULIN, ETC.	957 617	143 738	89 502	781 PASS. MOTOR VEHCLS. EX. BUS	1 303 033	2 235 432	1 383 324
593 EXPLOSIVES, PYROTECHNICS	5 293	9 983	6 227	782 GOODS, SPCL TRANSPORT VEH	534 824	688 595	426 670
597 PREPRD ADDITIVES, LIQUIDS	121 758	41 115	25 614	783 ROAD MOTOR VEHICLES NES	71 002	129 595	81 142
598 MISC. CHEMICAL PRODS. NES	3 749 865	479 956	297 251	784 PARTS, TRACTORS, MOTOR VEH	869 611	1 144 720	708 335
600 CPL IND PLANT CHAP 69-76	70	62	41	785 CYCLES, MOTORCYCLES ETC.	78 124	151 343	93 691
611 LEATHER	58 783	85 350	53 050	786 TRAILERS, SEMI-TRAILER, ETC	496 612	424 129	262 225
612 MANUFACT. LEATHER ETC. NES	2 964	8 858	5 507	791 RAILWAY VEHICLES. EQUIPNT	85 124	211 437	131 993
613 FURSKINS, TANNED, DRESSED		5 937	3 560	792 AIRCRAFT, ASSOCTD. EQUIPNT	4 964	314 549	196 585
621 MATERIALS OF RUBBER	335 856	165 403	102 334	793 SHIP, BOAT, FLOAT. STRUCTRS	510 631	109 530	67 800
625 RUBBER TYRES, TUBES, ETC.	423 308	281 586	174 248	800 CPL IND PLANT CHAP 90/94	20	303	181
629 ARTICLES OF RUBBER, NES	57 880	113 275	70 190	811 PREFABRICATED BUILDINGS	57 512	21 049	13 101
633 CORK MANUFACTURES	1 337	1 959	1 214	812 PLUMBING, SANITRY, EQPT, ETC	118 805	169 673	105 722
634 VENEERS, PLYWOOD, ETC.	1 939 799	196 947	122 023	813 LIGHTING FIXTURES ETC. NES	123 465	233 618	144 913
635 WOOD MANUFACTURES, NES	542 801	114 967	71 325	821 FURNITURE, CUSHIONS, ETC.	1 867 999	1 397 911	867 318
641 PAPER AND PAPERBOARD	5 808 203	1 026 089	635 677	831 TRUNK, SUIT-CASES, BAG, ETC	24 806	44 361	27 546
642 PAPER, PAPERBOARD, CUT ETC	2 807 775	955 081	591 763	841 MENS. BOYS CLOTHING, X-KNIT	74 329	540 983	334 790
651 TEXTILE YARN	611 016	491 025	304 237	842 WOMEN, GIRL CLOTHING, X-KNIT	88 030	961 250	593 174
652 COTTON FABRICS, WOVEN	167 967	256 914	159 130	843 MENS. BOYS CLOTHING, KNIT	6 011	25 075	15 512
653 FABRICS, MAN-MADE FIBRES	208 859	484 521	300 002	844 WOMEN, GIRLS CLOTHING, KNIT	20 975	147 594	91 356
654 OTH. TEXTILE FABRIC, WOVEN	53 454	104 119	64 423	845 DTHR. TEXTILE APPAREL, NES	47 265	328 223	203 410
655 KNIT. CROCHET. FABRIC NES	57 905	123 627	76 694	846 CLOTHING ACCESSRS, FABRIC	17 060	110 568	69 119
656 TULLE, LACE, EMBROIDRY, ETC	9 896	37 429	23 237	848 CLOTHING, NONTEXTL; HEADGEAR	15 038	70 062	43 682
657 SPECIAL YARN, TEXTL. FABRIC	237 090	266 226	164 860	851 FOOTWEAR	48 304	221 141	136 212
658 TEXTILE ARTICLES NES	116 609	181 213	112 042	871 OPTICAL INSTRUMENTS, NES	1 447	64 037	39 771
659 FLOOR COVERINGS, ETC.	227 917	221 660	137 567	872 MEDICAL INSTRUMENTS NES	42 440	186 509	115 655
661, LIME, CEMENT, CONSTR. MATRL	19 647 274	266 447	165 479	873 METERS, COUNTERS, NES	14 002	70 814	43 750
662 CLAY, REFRACT. CONSTR. MATRL	1 353 909	121 694	75 584	874 MEASURE, CONTROL INSTRMNT	41 923	647 833	400 892
663 MINERAL MANUFACTURES, NES	5 980 968	265 132	164 232	881 PHOTOGRAPH APPAR. ETC. NES	11 151	103 838	64 164
664 GLASS	986 273	227 311	140 687	882 PHOTO. CINEMATOGRAPH, SUPPL	85 451	173 308	106 855
665 GLASSWARE	1 572 355	207 607	128 681	883 CINE. FILM EXPOS. DEVELPD	28	279	180
666 POTTERY	87 283	75 421	46 981	884 OPTICAL GOODS NES	1 776	109 570	67 990
667 PEARL, PRECIOUS STONES				885 WATCHES AND CLOCKS	7 394	73 135	45 445
671 PIG IRON, SPIEGELEISN, ETC	362 685	29 712	18 310	891 ARMS AND AMMUNITION	8 059	21 872	13 492
672 INGOTS ETC. IRON OR STEEL	559 095	44 353	27 065	892 PRINTED MATTER	616 464	437 877	272 128
673 FLAT-ROLLED IRON ETC.	5 556 408	525 780	325 163	893 ARTICLES, NES, OF PLASTICS	1 533 498	1 146 954	711 703
674 FLAT-ROLLED PLATED IRON	2 730 980	404 921	251 191	894 BABY CARRIAGE, TOYS, GAMES	116 887	173 888	108 307
675 FLAT-ROLLED, ALLOY STEEL	6 684 455	209 579	129 970	895 OFFICE, STATIONERY SUPPLS	41 075	94 622	58 603
676 IRON, STL. BAR, SHAPES ETC.	6 169 259	567 647	351 205	896 WORKS OF ART, ANTIQUE ETC	767	219 563	131 931
677 RAILWAY TRACK IRON, STEEL	239 358	30 585	18 916	897 GOLD, SILVERWARE, JEWEL NES	1 255	140 681	87 168
678 WIRE OF IRON OR STEEL	640 484	104 766	64 846	898 MUSICAL INSTRUMENTS, ETC.	128 425	373 870	232 883
679 TUBES, PIPES, ETC. IRON, STL	4 416 135	796 906	494 746	899 MISC MANUFACTRD GOODS NES	116 474	186 117	115 649
681 SILVER, PLATINUM, ETC.		107 553	67 043	901 COIN NONGOLD NONCURRENT	399	2 443	1 514
682 COPPER	645 837	411 848	255 623	971 GOLD, NONMONTY EXCL DRES	29	27 092	16 847
683 NICKEL	19 370	36 694	22 736	972 MONETARY GOLD, GOLD COINS		819	486
684 ALUMINIUM	849 024	511 279	317 281				
685 LEAD	81 057	15 208	9 289	ITALY			
686 ZINC	106 885	33 736	20 876	IMPORTS	119 341 359	51 819 873	32 225 368
687 TIN	2 922	3 077	1 901				
689 MISC. NON-FERR. BASE METAL	16 517	21 087	13 167	001 LIVE ANIMALS	5 452	2 460	1 502
691 METALLIC STRUCTURES NES	889 148	373 048	231 977	011 BOVINE MEAT	21 955	11 519	7 001
692 CONTAINERS, STORAGE, TRNSP	690 717	308 817	191 297	012 OTHER MEAT, MEAT OFFAL	106 201	50 694	31 623
693 WIRE PRODUCTS EXCL. ELECT	644 711	114 237	70 755	016 MEAT, ED. OFFL. DRY, SLT, SMK	26 647	58 012	36 268
694 NAILS, SCREWS, NUTS, ETC.	381 067	246 419	152 436	017 MEAT, OFFL. PRPD, PRSVD, NES	84 178	102 776	64 084
695 TOOLS	176 311	392 213	244 243	022 MILK AND CREAM	192 794	14 178	8 722
696 CUTLERY	13 690	66 755	41 377	023 BUTTER, OTHER FAT OF MILK	8 754	5 114	3 159
697 HOUSEHOLD EQUIPMENT, NES	125 152	110 377	68 520	024 CHEESE AND CURD	167 056	181 142	112 580
699 MANUFACT. BASE METAL, NES	1 090 571	903 742	559 875	025 EGGS, BIRDS, YOLKS, ALBUMIN	7 867	5 652	3 502
700 CPL IND PLANT (84/85/87)	11 349	39 273	24 037	034 FISH, FRESH, CHILLED, FROZN	31 916	23 425	14 430
711 STEAM GENER. BOILERS, ETC.	27 219	16 962	10 535	035 FISH, DRIED, SALTED, SMOKED	290	324	212
712 STEAM TURBINES	6 374	20 522	12 704	036 CRUSTACEANS, MOLLUSCS ETC	8 227	6 223	3 868
713 INTRNL COMBUS PSTN ENGIN	195 464	297 474	184 583	037 FISH ETC. PRPD, PRSVD, NES	23 757	18 634	11 626
714 ENGINES, MOTORS NON-ELECT	5 285	102 023	63 281	041 WHEAT, MESLIN, UNMILLED	11 441	988	616
716 ROTATING ELECTRIC PLANT	136 560	294 042	182 610	042 RICE	587 686	71 310	44 007
718 OTH. POWR. GENRNG. MACHNRY	34 164	120 576	74 728	044 MAIZE UNMILLED	277 561	15 519	9 960
721 AGRIC. MACHINES, EX. TRACTR	220 746	216 051	133 077	045 OTHER CEREALS, UNMILLED	3 248	883	550
722 TRACTORS	122 236	137 654	85 492	046 MEAL, FLOUR OF WHEAT, MSLN	56 750	4 946	3 060
723 CIVIL ENGINEERING EQUIPT	340 563	290 796	178 928	047 OTHER CEREAL MEAL, FLOURS	17 379	1 216	748
724 TEXTILE, LEATHER MACHINES	68 373	218 275	135 162	048 CEREAL PREPARATIONS	1 017 489	250 753	155 967
725 PAPER, PULP MILL MACHINES	57 695	147 728	92 328	054 VEGETABLES	5 404 548	576 653	351 502
726 PRINTING, BOOKBINDING MACHS	94 055	341 339	213 189	056 VEGETABLES, PRPD, PRSVD, NES	2 088 565	312 465	194 518
727 FOOD-PROCESS. MCH. NON DOM	28 818	91 213	56 473				

7 IMPORTS AND EXPORTS (SPECIAL TRADE) BY COUNTRIES OF PRODUCTION AND CONSUMPTION AND BY GROUPS OF THE SITC-REV. III 1990

GROUP DESCRIPTION	DT = 100 KG	1 000 DM	1 000 \$	GROUP DESCRIPTION	DT = 100 KG	1 000 DM	1 000 \$
057 FRUIT,NUTS EXCL.OIL NUTS	8 707 271	1 408 356	875 827	651 TEXTILE YARN	759 809	816 581	506 084
058 FRUIT,PRESERVED,PREPARED	1 347 481	223 822	139 531	652 COTTON FABRICS, WOVEN	111 933	359 177	224 027
059 FRUIT, VEGETABLE JUICES	1 181 018	188 407	117 625	653 FABRICS,MAN-MADE FIBRES	220 280	811 074	506 715
061 SUGARS,MOLASSES,HONEY	244 558	26 887	16 692	654 OTH.TEXTILE FABRIC,WOVEN	176 259	1 033 044	639 915
062 SUGAR CONFECTIONERY	39 651	28 747	18 107	655 KNIT,CROCHET.FABRIC NES	157 014	374 861	234 966
071 COFFEE,COFFEE SUBSTITUTE	33 369	33 525	20 736	656 TULLE,LACE,EMBROIDRY,ETC	11 821	30 789	19 177
072 COCOA	29 465	10 803	6 730	657 SPECIAL YARN,TXTL.FABRIC	193 619	219 680	136 517
073 CHOCOLATE,OTH.COCOA PREP	126 360	70 706	44 350	658 TEXTILE ARTICLES NES	43 622	90 496	56 346
075 SPICES	1 650	1 175	741	659 FLOOR COVERINGS, ETC.	40 370	36 522	22 660
081 ANIMAL FEED STUFF	51 375	5 171	3 189	661 LIME,CEMENT,CONSTR.MATRL	5 587 209	585 999	364 959
098 EDIBLE PROD.PREPRPTS,NES	425 790	178 776	111 861	662 CLAY,REFRCT.CONSTR.MATRL	8 336 357	839 359	521 999
111 NON-ALCOHOL.BEVERAGE,NES	170 078	19 511	12 154	663 MINERAL MANUFACTURES,NES	1 061 018	130 529	81 065
112 ALCOHOLIC BEVERAGES	4 943 863	889 493	553 670	664 GLASS	711 584	285 864	177 278
121 TOBACCO, UNMANUFACTURED	108 496	52 359	32 347	665 GLASSWARE	654 448	175 568	109 507
122 TOBACCO, MANUFACTURED	24	65	39	666 POTTERY	246 571	125 164	77 822
211 HIDES,SKINS(EX.FURS),RAW	102 771	7 768	4 798	667 PEARLS,PRECIOUS STONES	-	-	-
212 FURSKINS, RAW	13	206	126	671 PIG IRON, SPIEGELEISN,ETC	206 565	25 702	15 795
222 OILSEED(SFT.FIX VEG.OIL)	6 800	396	243	672 INGOTS ETC.IRON OR STEEL	314 554	33 843	20 819
223 OILSEED(OTH.FIX.VEG.OIL)	705	181	118	673 FLAT-ROLLED IRON OR STEEL	2 160 544	192 150	119 167
231 NATURAL RUBBER, ETC.	2 023	633	390	674 FLAT-ROLLED PLATED IRON	364 249	48 765	30 179
232 SYNTHETIC RUBBER, ETC.	256 665	81 448	50 621	675 FLAT-ROLLED, ALLOY STEEL	493 703	133 366	82 882
244 CORK,NATURAL,RAW;WASTE	287	94	57	676 IRON,STL,BAR,SHAPES ETC.	11 100 042	1 006 475	620 568
246 WOOD IN CHIPS, PARTICLES	86 102	1 437	881	677 RAILWAY TRACK IRON,STEEL	581	112	67
247 WOOD ROUGH,ROUGH SQUARED	1 154	111	67	678 WIRE OF IRON OR STEEL	537 257	87 177	54 144
248 WOOD, SIMPLY WORKED	61 470	32 963	20 435	679 TUBES,PIPES,ETC.IRON,STL	3 498 841	564 973	349 802
251 PULP AND WASTE PAPER	-	-	-	681 SILVER,PLATINUM,ETC.	60	2 553	1 561
261 SILK	345	339	204	682 COPPER	335 122	204 588	126 542
263 COTTON	47 607	4 013	2 480	683 NICKEL	918	2 379	1 481
265 VEGETABLE TEXTILE FIBRES	2 103	1 158	720	684 ALUMINIUM	602 233	321 891	198 587
266 SYNTHETIC FIBRES	284 473	94 165	58 375	685 LEAD	4 454	1 416	858
267 OTHER MAN-MADE FIBRES	4 816	787	480	686 ZINC	40 707	15 421	9 524
268 WOOL, OTHER ANIMAL HAIR	11 053	14 531	8 879	687 TIN	1 283	476	289
269 WORN CLOTHING,TEXTL.ARTL	23 298	2 507	1 547	688 MISC.NON-FERR.BASE METAL	26 701	15 815	9 736
272 FERTILIZERS, CRUDE	14 092	385	236	691 METALLIC STRUCTURES NES	294 958	118 549	74 386
273 STONE, SAND AND GRAVEL	1 752 885	42 048	26 024	692 CONTAINERS, STORAGE,TRNSP	87 034	67 015	41 923
274 SULPHUR,UNRSTD.IRON PYRS	26 717	2 963	1 839	693 WIRE PRODUCTS EXCL.ELECT	297 893	56 286	34 789
277 NATURAL ABRASIVES, NES	86 847	6 805	4 255	694 NAILS,SCREWS,NUTS,ETC.	724 805	326 249	201 815
278 OTHER CRUDE MINERALS	1 020 120	47 148	29 237	695 TOOLS	74 601	243 688	151 388
282 FERROUS WASTE AND SCRAP	77 581	12 415	7 720	696 CUTLERY	17 408	58 725	36 607
285 ALUMINIUM ORE,CONCTR.ETC	1 769 922	96 758	60 342	697 HOUSEHOLD EQUIPMENT,NES	308 319	327 874	205 416
288 NON-FERROUS WASTE,SCRAP	405 122	71 891	44 878	699 MANUFACTS.BASE METAL,NES	852 765	657 079	408 807
289 PREC.METAL DRES,CONCTRTS	520	2 287	1 441	711 STEAM GENER. BOILERS,ETC.	1 436	2 005	1 274
291 CRUDE ANIMAL MATERLS,NES	157 791	7 930	4 887	712 STEAM TURBINES	2 679	7 077	4 428
292 CRUDE VEG.MATERIALS, NES	333 284	210 657	129 616	713 INTNL COMBUS PSTN ENGIN	81 306	183 868	113 828
325 COKE,SEMI-COKE,RET.CARBN	40 493	1 379	862	714 ENGINES,MOTORS NON-ELECT	4 635	28 367	17 533
333 PETROLEUM OILS, CRUDE	621 182	9 687	6 124	716 ROTATING ELECTRIC PLANT	206 174	238 110	147 795
334 PETROLEUM PRODUCTS	5 472 869	239 994	150 662	718 OTH.POWR.GENRTNG.MACHNRY	10 870	20 978	13 034
335 RESIDUAL PETROL.PRODUCTS	149 723	4 884	3 026	721 AGRIC.MACHINES,EX.TRACTR	174 280	142 728	87 746
342 LIQUEFIED PROPANE,BUTANE	892	377	235	722 TRACTORS	141 324	149 632	93 184
344 PETROLEUM GASES, NES	56 982	2 513	1 490	723 CIVIL ENGINEERING EQUIPT	291 826	207 080	129 042
351 ELECTRIC CURRENT	-	48 240	29 813	724 TEXTILE,LEATHER MACHINES	125 210	247 409	154 148
411 ANIMAL OILS AND FATS	147 479	19 107	11 889	725 PAPER,PULP MILL MACHINES	61 872	145 709	91 544
421 FIXED VEG.FAT,OILS, SOFT	77 771	45 061	28 120	726 PRINTNG,BOOKBINDNG MACHS	42 850	135 693	84 703
422 FIXED VEG.FAT,OILS,OTHER	94 885	27 915	17 478	727 FOOD-PROCESS.MCH.NON DOM	25 470	83 696	52 405
431 ANIMAL,VEG.FATS,OILS,NES	376 611	29 549	18 310	728 OTH.MACH.PTS,SPCL INDUST	311 554	664 758	413 499
511 HYDROCARBONS,NES,DERIVTS	1 328 172	134 182	82 809	731 METAL REMOVAL WORK TOOLS	100 045	316 669	197 684
512 ALCOHOL,PHENOL,ETC.DERIV	457 827	73 469	45 586	733 MACH-TOOLS,METAL-WORKING	72 924	151 940	95 025
513 CARBOXYLIC ACID,DERIVTS	499 630	123 236	76 456	735 PARTS,NES,FOR MACH-TOOLS	60 001	157 470	87 766
514 NITROGEN-FUNCT.COMPOUNDS	158 684	360 018	222 487	737 METALWORKING MACHNRY NES	87 522	146 455	90 839
515 ORGANO-INORGANIC COMPNDS	83 905	62 689	51 364	741 HEATING,COOLNG EQUIP, PART	264 031	458 213	284 825
516 OTHER ORGANIC CHEMICALS	350 361	78 196	48 415	742 PUMPS FOR LIQUIDS,PARTS	106 281	194 218	120 091
522 INORGANIC CHEM.ELEMENTS	394 306	49 270	30 407	743 PUMPS,NES,CENTRIFUGS ETC	348 262	400 402	248 485
523 METAL SALTS,INORGAN.ACID	205 584	20 716	12 840	744 MECHANICAL HANDLING EQUIP	238 688	235 494	140 779
524 OTHER CHEMICAL COMPOUNDS	89 520	123 059	76 905	745 OTH.NONELEC MCH,TOOL,NES	144 048	392 061	243 961
525 RADIO-ACTIVE MATERIALS	1	7 595	4 710	746 BALL OR ROLLER BEARINGS	132 818	263 211	163 440
531 SYNTH.COLOURS,LAKES,ETC.	61 728	52 286	32 471	747 TAPS,COCKS,VALVES,ETC.	240 666	459 099	285 577
532 DYEING,TANNING MATERIALS	17 339	4 990	3 079	748 TRANSMISSIONS SHAFTS ETC	239 013	225 004	139 199
533 PIGMENTS, PAINTS, ETC.	123 893	60 916	37 735	749 NON-ELECT MACH. PARTS,ETC	57 529	192 273	119 535
541 MEDICINES,ETC.EXC.GRP542	5 850	90 640	56 303	751 OFFICE MACHINES	19 215	91 902	58 112
542 MEDICAMENTS	113 202	254 464	158 226	752 AUTOMATC.DATA PROC.EQUIP	33 606	545 113	344 079
551 ESSENTL.OIL,PEPFUME,FLAVR	24 397	22 416	13 842	759 PARTS,FOR OFFICE MACHINS	18 341	295 043	184 210
553 PERFUMERY,COSMETICS,ETC.	70 023	98 455	61 224	761 TELEVISION RECEIVERS ETC	106 720	274 019	172 465
554 SOAP,CLEANERS,POLISH,ETC	398 401	84 908	52 847	762 RADIO-BROADCAST RECEIVER	612	1 306	794
562 FERTILIZER,EXCEPT GRP272	4 370 608	99 598	62 454	763 SOUND RECORDER,PHONOGRPH	128	1 583	985
571 POLYMERS OF ETHYLENE	994 234	182 342	113 752	764 TELECOMM.EQUIP.PARTS NES	61 804	208 416	129 539
572 POLYMERS OF STYRENE	569 588	153 184	94 977	771 ELECT POWER MACHNRY,PARTS	51 884	72 440	45 029
573 POLYMERS,VINYL CHLORIDE	355 190	75 903	47 103	772 ELEC.SWITCH.RELAY.CIRCUIT	49 521	270 960	167 380
574 POLYACETAL.POLYCARBONATE	419 345	146 457	90 425	773 ELECTP DISTRIB. EQPT NES	205 938	161 488	100 214
575 OTH.PLASTIC,PRIMARY FORM	1 579 598	409 546	254 115	774 ELECTRO-MEDCL,XRAY EQUIP	6 168	53 793	33 306
579 PLASTIC WASTE, SCRAP ETC	18 902	3 423	2 114	775 DOM.ELEC, NON-ELEC. EQUIPT	1 245 876	1 080 294	676 515
581 PLASTIC TUBE,PIPE,HOSE	127 881	83 753	51 881	776 TRANSISTORS, VALVES,ETC.	163 600	336 516	208 877
582 PLASTIC PLATE,SHEETS,ETC	993 603	543 421	337 555	778 ELECTRIC.MACH,APPART.NES	323 606	541 232	335 458
583 MONOFILAMENT OF PLASTICS	53 953	27 047	16 753	781 PASS.MOTOR VEHCLS.EX.BUS	1 642 914	2 264 036	1 414 199
581 INSECTICIDES, ETC.	13 305	23 770	14 777	782 GOODS,SPCL TRANSPORT VEH	457 766	504 733	317 554
592 STARCHES,INULIN,ETC.	69 687	17 945	11 193	783 ROAD MOTOR VEHICLES NES	69 579	78 548	48 165
593 EXPLOSIVES,PYROTECHNICS	4 174	6 656	4 074	784 PARTS,TRACTORS,MOTOR VEH	2 024 342	2 013 978	1 247 840
597 PREPRD ADDITIVES,LIQUIDS	69 000	23 517	15 037	785 CYCLES,MOTORCYCLES ETC.	212 952	329 464	203 951
598 MISC.CHEMICAL PRODS,NES	436 070	147 561	91 767	786 TRAILERS,SEMI-TRAILR,ETC	126 356	73 286	45 626
611 LEATHER	120 892	637 506	395 211	791 RAILWAY VEHICLES.EQUIPNT	13 393	14 308	8 893
612 MANUFACT. LEATHER ETC.NES	2 209	9 178	5 747	792 AIRCRAFT, ASSOCTD. EQUIPNT	4 827	217 847	135 501
613 FURSKINS,TANNED,DRESSED	1 496	6 543	3 988	793 SHIP,BOAT,FLOAT. STRUCTRS	8 888	26 180	16 107
621 MATERIALS OF RUBBER	200 956	152 462	94 309	811 PREFABRICATED BUILDINGS	33 898	13 721	8 469
625 RUBBER TYRES,TUBES,ETC.	337 763	260 567	161 141	812 PLUMBNG,SANITRY,EQPT.ETC	509 820	184 267	115 110
628 ARTICLES OF RUBBER, NES	109 908	222 079	137 462	813 LIGHTNG FIXTURES ETC.NES	177 223	348 303	217 594
633 CORK MANUFACTURES	4 467	10 413	6 462	821 FURNITURE,CUSHIONS,ETC.	1 985 118	1 749 682	1 089 232
634 VENEERS, PLYWOOD, ETC.	814 555	176 732	109 173	831 TRUNK,SUIT-CASES,BAG,ETC	47 193	255 405	158 133
635 WOOD MANUFACTURES, NES	143 657	136 948	85 373	841 MENS,BOYS CLOTHNG,X-KNIT	138 259	814 059	505 049
641 PAPER AND PAPERBOARD	563 892	684 378	425 517	842 WOMEN,GIRL CLOTHNG,KKNIT	117 195	974 119	604 290
642 PAPER,PAPERBOARD,CUT ETC	982 892	307 968	191 773	843 MENS,BOYS CLOTHING,KNIT	28 941	142 485	88 506

7 IMPORTS AND EXPORTS (SPECIAL TRADE) BY COUNTRIES OF PRODUCTION AND CONSUMPTION AND BY GROUPS OF THE SITC-REV. III 1990

GROUP DESCRIPTION	DT = 100 KG	1 000 DM	1 000 \$	GROUP DESCRIPTION	DT = 100 KG	1 000 DM	1 000 \$
844 WOMEN, GIRLS CLOTHNG. KNIT	28 911	228 095	142 164	292 CRUDE VEG. MATERIALS, NES	104 694	72 696	45 281
845 OTHR. TEXTILE APPAREL, NES	303 729	2 164 842	1 353 870	321 COAL, NOT AGGLOMERATED	8 872 346	80 046	49 166
846 CLOTHING ACCESSORS, FABRIC	133 361	557 045	347 871	322 BRIQUETTES, LIGNITE, PEAT	3 199 882	55 494	34 297
848 CLOTHING, NONTEXTILE: HEADGEAR	39 472	295 267	184 122	325 COKE, SEMI-COKE, RET. CARBN	1 049 543	26 089	16 335
851 FOOTWEAR	753 658	2 869 294	1 779 328	334 PETROLEUM PRODUCTS	3 140 763	87 537	54 495
871 OPTICAL INSTRUMENTS, NES	401	4 887	3 013	335 RESIDUAL PETROL. PRODUCTS	622 099	39 155	24 416
872 MEDICAL INSTRUMENTS, NES	29 089	139 767	87 339	342 LIQUEFIED PROPANE, BUTANE	479 835	15 007	9 284
873 METERS, COUNTERS, NES	17 631	24 000	15 092	344 PETROLEUM GASES, NES	13 331	834	526
874 MEASURE, CONTROL INSTRMT	44 382	281 922	174 842	351 ELECTRIC CURRENT			
881 PHOTOGRAPH APPAR. ETC., NES	10 234	59 830	37 199	411 ANIMAL OILS AND FATS	198 125	13 910	8 659
882 PHOTO. CINEMATOPH. SUPPL	32 164	106 546	66 056	421 FIXED VEG. FAT, OILS, SOFT	431 874	34 993	21 669
883 CINE. FILM EXPOS. DEVELOP	4 536	6 988	4 386	422 FIXED VEG. FAT, OILS, OTHER	155 459	21 634	13 325
884 OPTICAL GOODS NES	4 486	136 384	84 888	431 ANIMAL VEG. FATS, OILS, NES	220 341	36 502	22 458
885 WATCHES AND CLOCKS	5 421	40 361	25 141	511 HYDROCARBONS, NES, DERIVTS	1 157 379	137 944	85 153
891 ARMS AND AMMUNITION	19 322	47 678	29 626	512 ALCOHOL, PHENOL, ETC. DERIV	1 586 950	275 889	170 649
892 PRINTED MATTER	319 252	219 359	137 150	513 CARBOXYLIC ACIDS, DERIVTS	1 306 309	291 879	180 787
893 ARTICLES, NES, OF PLASTICS	691 579	512 281	319 249	514 NITROGEN-FUNCT. COMPOUNDS	560 406	299 977	185 167
894 BABY CARRIAGE, TOYS, GAMES	206 719	288 624	179 655	515 ORGANO-INORGANIC COMPNDS	368 750	417 174	257 955
895 OFFICE, STATIONERY SUPPLS	31 825	60 964	37 717	516 OTHER ORGANIC CHEMICALS	830 405	195 631	121 008
896 WORKS OF ART, ANTIQUE ETC	1 881	19 725	12 314	522 INORGANIC CHEM. ELEMENTS	1 260 299	189 355	117 118
897 GOLD, SILVERWARE, JEWEL NES	2 891	516 385	322 890	523 METAL, SALTS, INORGAN. ACID	873 380	99 121	61 341
898 MUSICAL INSTRUMENTS, ETC.	33 502	97 523	61 266	524 OTHER CHEMICAL COMPOUNDS	251 928	72 596	44 945
899 MISC MANUFACTURED GOODS NES	92 912	158 159	97 976	525 RADIO-ACTIVE MATERIALS	77	27 508	17 056
901 COIN, NONGOLD NONCURRENT	9	2 087	1 307	531 SYNTH. COLOURS, LAKES, ETC.	224 369	407 177	251 264
971 GOLD, NONMONTREY EXCL DRES	1	928	572	532 DYEING, TANNING MATERIALS	165 516	40 199	24 880
				533 PIGMENTS, PAINTS, ETC.	809 870	490 159	303 085
EXPORTS	164 601 158	59 979 654	37 138 763	541 MEDICINES, ETC. EXC. GRP542	43 040	411 222	254 320
001 LIVE ANIMALS	489 059	181 393	112 976	542 MEDICAMENTS	69 184	472 299	291 900
011 BOVINE MEAT	1 150 133	832 127	518 465	551 ESSENT. OIL, PERFUME, FLAVR	24 137	55 402	34 212
012 OTHER MEAT, MEAT OFFAL	553 756	251 610	158 691	553 PERFUMERY, COSMETICS, ETC.	145 320	140 989	87 367
018 MEAT, ED. OFFL, DRY, SLT, SMK	3 440	2 780	1 720	554 SOAP, CLEANERS, POLISH, ETC	680 701	214 387	132 555
017 MEAT, OFFL, PRPD, PRSD, NES	13 813	13 576	8 406	562 FERTILIZER, EXCEPT GRP272	2 330 408	94 667	59 130
022 MILK AND CREAM	10 857 257	1 210 114	750 606	571 POLYMERS OF ETHYLENE	1 358 099	268 421	166 890
023 BUTTER, OTHER FAT OF MILK	133 699	86 852	54 028	572 POLYMERS OF STYRENE	829 252	220 097	136 440
024 CHEESE AND CURD	1 357 938	961 272	594 494	573 POLYMERS, VINYL CHLORIDE	1 148 343	223 675	138 371
025 EGGS, BIRDS, YOLKS, ALBUMIN	182 576	34 219	20 887	574 POLYACETAL, POLYCARBONATE	957 442	396 869	244 796
034 FISH, FRESH, CHILLED, FROZEN	33 247	28 944	18 145	575 OTH. PLASTIC, PRIMARY FORM	3 182 009	1 061 540	657 338
035 FISH, DRIED, SALTED, SMOKED	11 594	10 106	6 307	579 PLASTIC WASTE, SCRAP ETC	396 119	29 827	18 389
036 CRUSTACEANS, MOLLUSCS ETC	3 127	5 022	3 187	581 PLASTIC TUBE, PIPE, HOSE	114 909	134 807	83 202
037 FISH ETC. PREPD, PRSD, NES	114 345	73 951	45 874	582 PLASTIC PLATE, SHEETS, ETC	765 230	553 840	343 305
041 WHEAT, MESLIN, UNMILLED	1 624 720	72 785	45 311	583 MONOFILAMENT OF PLASTICS	34 425	37 077	22 982
042 RICE	6 729	1 148	693	591 INSECTICIDES, ETC.	124 437	123 563	76 056
043 BARLEY, UNMILLED	81 168	3 386	2 059	592 STARCHES, INULIN, ETC.	381 874	127 364	79 039
044 MAIZE UNMILLED	9 698	594	366	593 EXPLOSIVES, PYROTECHNICS	37 566	25 547	16 147
045 OTHER CEREALS, UNMILLED	46 605	1 904	1 173	597 PREPD ADDITIVES, LIQUIDS	280 221	89 273	55 526
046 MEAL, FLOUR OF WHEAT, MSLN	1 363	100	63	598 MISC. CHEMICAL PRODN. NES	2 026 748	696 884	431 431
047 OTHER CEREAL MEAL, FLOURS	2 731	204	127	600 CPL INED PLANT CHAP 69-76	4 347	12 053	7 155
048 CEREAL PREPARATIONS	494 786	175 904	109 223	611 LEATHER	136 505	100 675	62 221
054 VEGETABLES	848 299	58 992	36 723	612 MANUFACT. LEATHER ETC. NES	1 432	6 234	3 855
056 VEGETABLES, PRPD, PRSD, NES	192 255	82 428	50 828	613 FURSKINS, TANNED, DRESSED	734	10 492	6 438
057 FRUIT, NUTS EXCL. OIL NUTS	408 056	62 663	38 391	621 MATERIALS OF RUBBER	73 647	73 269	45 236
058 FRUIT, PRESERVED, PREPARED	101 218	38 001	23 762	625 RUBBER TYRES, TUBES, ETC.	453 858	328 037	202 974
059 FRUIT, VEGETABLE JUICES	99 331	23 248	14 392	629 ARTICLES OF RUBBER, NES	29 244	86 461	53 429
061 SUGARS, MOLASSES, HONEY	421 204	62 294	39 751	633 CORK MANUFACTURES	748	1 735	1 074
062 SUGAR CONFECTIONERY	56 051	28 696	17 867	634 VENEERS, PLYWOOD, ETC.	624 757	84 984	52 587
071 COFFEE, COFFEE SUBSTITUTE	14 810	12 436	7 839	635 WOOD MANUFACTURES, NES	125 512	31 184	19 278
072 COCOA	81 082	28 039	17 419	641 PAPER AND PAPERBOARD	4 390 330	814 893	503 664
073 CHOCOLATE, OTH. COCOA PREP	107 909	70 055	44 334	642 PAPER, PAPERBOARD, CUT ETC	886 887	382 226	236 795
074 TEA AND MATE	1 888	3 286	2 052	651 TEXTILE YARN	600 162	818 438	504 412
075 SPICES	8 681	7 711	4 756	652 COTTON FABRICS, WOVEN	211 553	295 198	183 001
081 ANIMAL FEED STUFF	823 637	106 079	65 918	653 FABRICS, MAN-MADE FIBRES	165 298	388 784	240 313
091 MARGARINE AND SHORTENING	119 039	21 824	13 507	654 OTH. TEXTILE FABRIC, WOVEN	30 484	169 177	104 109
098 EDIBLE PRPD. PREPRTNS, NES	202 587	102 152	63 346	655 KNIT, CROCHET, FABRIC NES	29 710	85 463	52 957
111 NON-ALCOHOL. BEVERAGE, NES	83 366	14 197	8 713	656 TULLE, LACE, EMBROIDRY, ETC	11 871	66 117	40 843
112 ALCOHOLIC BEVERAGES	934 959	138 729	85 492	657 SPECIAL YARN, TEXT. FABRIC	249 112	305 090	188 832
121 TOBACCO, UNMANUFACTURED	574	728	453	658 TEXTILE ARTICLES NES	52 827	83 925	52 166
122 TOBACCO, MANUFACTURED	135 269	420 409	260 535	659 FLOOR COVERINGS, ETC.	48 808	53 541	33 291
211 HIDES, SKINS (EX. FURS), RAW	495 139	187 607	116 340	661 CLAY, CEMENT, CONSTR. MATRL	79 020	7 056	4 380
212 FURSKINS, RAW	70	1 025	612	662 LIME, REFRCT. CONSTR. MATRL	1 315 002	148 557	91 964
222 OILSEED (SFT. FIX VEG. OIL)	9 912	1 466	901	663 MINERAL MANUFACTURES, NES	931 806	228 018	141 158
223 OILSEED (OTH. FIX. VEG. OIL)	9 230	1 260	780	664 GLASS	1 543 941	338 480	210 223
231 NATURAL RUBBER, ETC.	2 334	477	287	665 GLASSWARE	283 552	102 045	63 224
232 SYNTHETIC RUBBER, ETC.	506 560	114 285	70 638	666 POTTERY	153 814	202 417	125 339
244 CORK, NATURAL, RAW; WASTE	164	84	55	667 PEARLS, PRECIOUS STONES			
245 FUEL WOOD, WOOD CHARCOAL	1 566	259	163	671 PIG IRON, SPIEGELEISN, ETC	704 137	55 861	34 272
246 WOOD IN CHIPS, PARTICLES	202 188	4 137	2 589	672 INGOTS ETC. IRON OR STEEL	1 344 609	114 170	70 934
247 WOOD ROUGH, ROUGH SQUARED	4 025 226	87 261	54 333	673 FLAT-ROLLED IRON ETC.	7 352 052	554 973	342 930
248 WOOD, SIMPLY WORKED	924 106	61 155	37 906	674 FLAT-ROLLED PLATED IRON	1 505 038	195 998	120 561
251 PULP AND WASTE PAPER	1 931 129	68 993	42 617	675 FLAT-ROLLED, ALLOY STEEL	1 192 922	290 635	181 494
261 SILK	6 724	60 797	36 703	676 IRON, STL. BAR, SHAPES ETC.	2 972 584	356 887	220 765
263 COTTON	140 058	35 190	21 656	677 RAILWAY TRACK IRON, STEEL	325 401	10 789	6 621
265 VEGETABLE TEXTILE FIBRES	396	184	116	678 WIRE OF IRON OR STEEL	119 077	25 841	15 981
266 SYNTHETIC FIBRES	755 250	261 388	161 935	679 TUBES, PIPES, ETC. IRON, STL	1 649 485	320 045	198 105
267 OTHER MAN-MADE FIBRES	210 204	62 919	38 947	681 SILVER, PLATINUM, ETC.	1 657	45 215	27 952
268 WOOL, OTHER ANIMAL HAIR	114 445	135 106	83 136	682 COPPER	892 885	541 733	335 185
269 WORN CLOTHING, TEXT. ARTL	357 439	28 637	17 757	683 NICKEL	11 427	36 693	22 586
272 FERTILIZERS, CRUDE	34 530	1 994	1 232	684 ALUMINIUM	1 019 872	530 488	327 280
273 STONE, SAND AND GRAVEL	4 947 729	21 148	13 106	685 LEAD	112 775	18 422	11 410
274 SULPHUR, UNRSTD, IRON PYRS	50 175	1 060	687	686 ZINC	141 175	42 667	26 205
277 NATURAL ABRASIVES, NES	1 777	1 272	801	687 TIN	3 146	4 162	2 573
278 OTHER CRUDE MINERALS	17 041 074	169 924	101 476	689 MISC. NON-FERR. BASE METAL	6 985	7 161	4 376
282 FERROUS WASTE AND SCRAP	21 111 280	473 821	293 357	691 METALLIC STRUCTURES NES	173 089	117 938	72 921
283 COPPER DRES. CONCENTRATES	1 198	172	109	692 CONTAINERS, STORAGE, TRNSP	43 249	36 933	22 828
285 ALUMINIUM DRE. CONCTR. ETC	441 936	52 690	32 605	693 WIRE PRODUCTS EXCL. ELECT	90 202	44 745	27 602
287 DRE. CONCENTR. BASE METALS	12 640	1 024	837	694 NAILS, SCREWS, NUTS, ETC.	84 011	84 610	52 252
288 NON-FERROUS WASTE, SCRAP	1 068 965	252 622	156 432	695 TOOLS	89 898	350 276	216 765
289 PREC. METAL DRES. CONCENTRS	23	55	32	696 CUTLERY	12 950	61 436	38 061
291 CRUDE ANIMAL MATERIALS, NES	105 728	31 753	19 795	697 HOUSEHOLD EQUIPMENT, NES	47 107	100 938	62 386
				699 MANUFACT. BASE METAL, NES	469 230	490 777	303 193

7 IMPORTS AND EXPORTS (SPECIAL TRADE) BY COUNTRIES OF PRODUCTION AND CONSUMPTION AND BY GROUPS OF THE SITC-REV. III 1990

GROUP DESCRIPTION	DT = 100 KG	1 000 DM	1 000 \$	GROUP DESCRIPTION	DT = 100 KG	1 000 DM	1 000 \$
700 CPL IND PLANT (84/85/87)	14 845	35 527	22 178	025 EGGS,BIRDS,YOLKS,ALBUMIN	8 199	6 057	3 753
711 STEAM GENER. BOILERS, ETC.	6 814	14 040	8 948	034 FISH, FRESH, CHILLED, FROZEN	115 197	29 731	18 565
712 STEAM TURBINES	3 654	10 180	6 352	035 FISH, DRIED, SALTED, SMOKED	2 488	2 026	1 315
713 INTRNL COMBUS PSTN ENGIN	107 744	493 041	304 310	036 CRUSTACEANS, MOLLUSCS ETC	11 111	13 025	8 170
714 ENGINES, MOTORS NON-ELECT	4 325	60 666	38 611	037 FISH ETC. PREPD, PRSVD, NES	6 997	6 567	4 093
716 ROTATING ELECTRIC PLANT	149 784	379 317	234 769	041 WHEAT, MESLIN, UNMILLED	633 435	24 258	15 276
718 OTH. POWR. GENRTNG. MACHNRY	24 492	85 091	52 433	042 RICE	3 696	1 131	710
721 AGRIC. MACHINES, EX. TRACTR	103 208	127 174	77 714	043 BARLEY, UNMILLED	128 753	5 540	3 526
722 TRACTORS	68 764	83 252	51 421	044 MAIZE UNMILLED	7 079	161	101
723 CIVIL ENGINEERING EQUIPT	259 951	253 265	156 425	045 OTHER CEREALS, UNMILLED	2 405	179	116
724 TEXTILE, LEATHER MACHINES	176 187	792 746	490 407	046 MEAL, FLOUR OF WHEAT, MSLN	16 764	1 372	851
725 PAPER, PULP MILL MACHINES	53 312	205 022	127 452	047 OTHER CEREAL MEAL, FLOURS	26 291	1 532	964
726 PRINTNG, BOOKBINDNG MACHS	91 680	391 445	242 703	048 CEREAL PREPARATIONS	761 688	94 559	59 367
727 FOOD-PROCESS. MCH. NON DOM	10 411	40 172	25 106	054 VEGETABLES	1 135 264	70 273	44 233
728 OTH. MACH. PTS, SPCL INDUST	205 974	736 104	457 460	056 VEGETABLES, PRPD, PRSVD, NES	64 795	10 294	6 383
731 METAL REMOVAL WORK TOOLS	91 368	386 256	240 428	057 FRUIT, NUTS EXCL. OIL NUTS	22 859	1 744	1 100
733 MACH-TOOLS, METAL-WORKING	76 214	185 193	116 255	058 FRUIT, PRESERVED, PREPARED	69 974	27 448	17 254
735 PARTS, NES, FOR MACH-TOOLS	30 277	124 635	77 389	059 FRUIT, VEGETABLE JUICES	5 206	1 662	1 047
737 METALWORKING MACHNRY NES	55 696	131 536	81 768	061 SUGARS, MOLASSES, HONEY	124 651	10 353	6 502
741 HEATING, COOLING EQUIP, PART	.	.	.	062 SUGAR CONFECTIONERY	36 640	24 608	15 327
742 PUMPS FOR LIQUIDS, PARTS	108 054	574 994	353 737	071 COFFEE, COFFEE SUBSTITUTE	39 631	33 321	20 809
743 PUMPS NES, CENTRIFUGS ETC	169 272	508 696	315 049	072 COCOA	6 112	2 901	1 833
744 MECHANICAL HANDLING EQUIP	253 339	367 914	227 616	073 CHOCOLATE, OTH. COCOA PREP	61 084	34 480	21 784
745 OTH. NONELEC MCH. TOOL, NES	96 040	961 414	224 408	074 TEA AND MATE	20 951	9 512	5 893
746 BALL OR ROLLER BEARINGS	194 687	477 668	294 237	075 SPICES	5 738	2 155	1 338
747 TAPS, COCKS, VALVES, ETC.	111 993	401 870	248 618	081 ANIMAL FEED STUFF	351 442	109 630	68 369
748 TRANSMISSIONS SHAFTS ETC	157 124	353 142	218 061	081 MARGARINE AND SHORTENING	711	245	147
749 NON-ELECT MACH. PARTS, ETC	63 104	186 342	115 345	098 EDIBLE PRPD. PREPRPTS, NES	98 143	55 510	34 495
751 OFFICE MACHINES	30 843	183 491	113 808	111 NON-ALCOHOL. BEVERAGE, NES	17 644	1 379	837
752 AUTOMATC. DATA PROC. EQUIP	43 090	831 360	519 015	112 ALCOHOLIC BEVERAGES	154 147	134 125	84 184
753 PARTS, FOR OFFICE MACHINES	34 005	352 966	218 683	121 TOBACCO, UNMANUFACTURED	432	180	117
756 TELEVISION RECEIVERS ETC	202 554	843 616	525 545	122 TOBACCO, MANUFACTURED	5 165	11 154	7 045
762 RADIO-BROADCAST RECEIVER	10 594	72 072	44 618	111 HIDES, SKINS (EX. FURS), RAW	17 763	8 257	5 062
763 SOUND RECORDER, PHONOGRPH	4 644	39 580	24 767	212 FURS, SKINS, RAW	100	1 519	923
764 TELECOMM. EQUIP, PARTS NES	31 629	471 496	292 880	222 OILSEED (SFT. FIX VEG. OIL)	775 560	64 326	40 542
771 ELECT POWER MACHNRY, PARTS	43 151	219 062	135 404	223 OILSEED (OTH. FIX. VEG. OIL)	4 887	4 887	222
772 ELECT. SWITCH, RELAY, CIRCUIT	180 171	1 370 678	847 949	231 NATURAL RUBBER, ETC.	4 702	1 987	1 244
773 ELECTR. DISTRIBUT. EQPT NES	68 157	150 923	92 812	232 SYNTHETIC RUBBER, ETC.	348 834	111 933	69 434
774 ELECTRO-MEDCL. XRAY EQUIP	7 957	167 984	104 364	244 CORN, NATURAL, RAW; WASTE	341	93	55
775 DOM. ELEC. NON-ELEC. EQUIP	338 533	503 377	311 971	245 FUEL WOOD, WOOD CHARCOAL	1 017	92	56
776 TRANSISTORS, VALVES, ETC.	86 944	1 291 201	800 984	246 WOOD IN CHIPS, PARTICLES	2 110	138	86
778 ELECTRIC MACH. APPART. NES	428 809	1 084 897	670 626	247 WOOD ROUGH, ROUGH SQUARED	37 736	3 664	2 279
781 PASS. MOTOR VEHCLS, EX. BUS	4 355 307	9 154 087	5 668 963	248 WOOD, SIMPLY WORKED	5 384	1 266	793
782 GOODS, SPCL. TRANSPORT VEH	1 024 588	1 351 723	835 324	251 PULP AND WASTE PAPER	913 226	36 392	22 571
783 ROAD MOTOR VEHICLES NES	129 226	231 289	143 335	261 SILK	81	178	114
784 PARTS, TRACTORS, MOTOR VEH	944 048	1 712 462	1 055 576	263 COTTON	12 842	4 375	2 708
785 CYCLES, MOTORCYCLES ETC.	27 772	63 542	39 200	266 SYNTHETIC FIBRES	87 312	36 816	22 834
786 TRAILERS, SEMI-TRAILER, ETC	151 658	121 957	75 372	267 OTHER MAN-MADE FIBRES	102 078	50 476	31 288
791 RAILWAY VEHICLES, EQUIPNT	65 464	37 774	23 472	268 WOOL, OTHER ANIMAL HAIR	36 001	42 441	26 124
792 AIRCRAFT, ASSCOT. EQUIPNT	3 906	274 224	168 975	269 WORN CLOTHING, TEXTL. ARTL	7 494	774	473
793 SHIP, BOAT, FLOAT, STRUCTRS	22 103	27 798	16 824	272 FERTILIZERS, CRUDE	1 198	133	81
811 PREFABRICATED BUILDINGS	6 368	5 814	3 543	273 STONE, SAND AND GRAVEL	6 540 647	9 472	5 897
812 PLUMBING, SANITARY, EQPT, ETC	117 571	193 189	120 034	274 SULPHUR, UNRSTD. IRON PYRS	3 041	234	148
813 LIGHTING FIXTURES ETC. NES	39 684	106 417	66 037	277 NATURAL ABRASIVES, NES	429	6 555	4 048
821 FURNITURE, CUSHIONS, ETC.	205 633	211 042	130 535	278 OTHER CRUDE MINERALS	7 378 475	149 955	93 308
831 TRUNK, SUIT-CASES, BAG, ETC	6 665	23 652	14 792	281 IRON ORE, CONCENTRATES	1 000 539	5 463	3 597
841 MENS, BOYS CLOTHING, X-KNIT	11 769	106 891	66 570	282 FERROUS WASTE AND SCRAP	531 042	25 709	15 563
842 WOMEN, GIRL CLOTHING, XKNIT	6 685	95 728	59 426	284 NICKEL ORES, CONCTR, MATTE	58	92	55
843 MENS, BOYS CLOTHING, KNIT	1 010	7 104	4 412	285 ALUMINIUM ORE, CONCTR, ETC	4 719	847	513
844 WOMEN, GIRLS CLOTHING, KNIT	1 722	15 320	9 535	287 ORE, CONCENTR. BASE METALS	5 393	3 369	2 065
845 OTHR. TEXTILE APPAREL, NES	7 680	63 907	39 678	288 NON-FERROUS WASTE, SCRAP	823 208	226 217	139 693
846 CLOTHING ACCESSORS, FABRIC	5 436	41 506	25 945	289 PREC. METAL ORES, CONCTR	4 581	12 100	7 439
848 CLOTHING, NONTEXTL. HEADGEAR	6 154	71 317	44 862	291 CRUDE ANIMAL MATERIALS, NES	15 307	11 743	7 210
851 FOOTWEAR	16 305	54 085	33 395	292 CRUDE VEG. MATERIALS, NES	34 032	25 346	16 047
871 OPTICAL INSTRUMENTS, NES	2 279	67 295	41 715	321 COAL, NOT AGGLOMERATED	2 837 190	24 552	14 873
872 MEDICAL INSTRUMENTS NES	20 759	277 605	172 120	325 COKE, SEMI-COKE, RET. CARBN	42 004	911	553
873 METERS, COUNTERS, NES	8 462	54 374	33 489	333 PETROLEUM OILS, CRUDE	148 744 606	4 213 694	2 632 807
874 MEASURE, CONTROL INSTRMNT	57 994	1 072 752	664 294	334 PETROLEUM PRODUCTS	24 034 800	955 465	598 514
881 PHOTOGRAPH APPAR. ETC. NES	16 550	133 583	82 703	335 RESIDUAL PETROL. PRODUCTS	1 830 596	74 029	45 852
882 PHOTO. CINEMATOGRPH. SUPPL	116 073	286 176	175 833	342 LIQUEFIED PROPANE, BUTANE	1 713 598	61 962	39 198
883 CINE. FILM EXPOS. DEVELOPD	35	524	328	344 PETROLEUM GASES, NES	103 758	4 052	2 559
884 OPTICAL GOODS NES	1 660	88 918	54 960	411 ANIMAL OILS AND FATS	20 598	8 210	5 092
885 WATCHES AND CLOCKS	10 098	118 844	73 584	421 FIXED VEG. FAT, OILS, SOFT	955	232	145
891 ARMS AND AMMUNITION	3 868	13 737	8 570	422 FIXED VEG. FAT, OILS, OTHER	2 178	2 366	1 487
892 PRINTED MATTER	197 161	218 328	136 120	431 ANIMAL, VEG. FATS, OILS, NES	238 587	22 878	14 227
893 ARTICLES, NES, OF PLASTICS	327 101	386 165	239 466	511 HYDROCARBONS, NES, DERIVTS	2 866 145	238 891	148 621
894 BABY CARRIAGE, TOYS, GAMES	61 417	121 127	75 579	512 ALCOHOL, PHENOL, ETC. DERIV	597 497	95 449	59 062
895 OFFICE, STATIONERY SUPPLS	27 969	125 605	78 297	513 CARBOXYLIC ACIDS, DERIVTS	816 939	180 563	112 192
896 WORKS OF ART, ANTIQUE ETC	912	181 365	109 042	514 NITROGEN-FUNCT. COMPOUNDS	318 774	542 454	337 980
897 GOLD, SILVERWARE, JEWEL NES	285	22 437	13 802	515 ORGANO-INORGANIC COMPNDS	176 395	250 895	157 293
898 MUSICAL INSTRUMENTS, ETC.	102 502	309 635	192 094	516 OTHER ORGANIC CHEMICALS	236 879	104 389	64 762
899 MISC MANUFCTRD GOODS NES	34 604	110 318	68 280	522 INORGANIC CHEM. ELEMENTS	312 636	78 009	48 269
941 COMPL IND PLANT CHAPT 99	742	571	339	523 METAL. SALTS, INORGAN, ACID	280 440	64 753	40 226
961 COIN NONGOLD NONCURRENT	40	272	168	524 OTHER CHEMICAL COMPOUNDS	58 096	26 931	16 672
971 GOLD, NONMONTY EXCL DRES	191	139 985	87 093	525 RADIO-ACTIVE MATERIALS	3 427	198 143	122 110
972 MONETARY GOLD, GOLD COINS	.	203	125	531 SYNTH. COLOURS, LAKES, ETC.	85 036	154 808	95 830
				532 DYEING, TANNING MATERIALS	7 598	1 957	1 210
				533 PIGMENTS, PAINTS, ETC.	571 146	262 368	162 956
				541 MEDICINES, ETC. EXC. GRPS 42	15 773	126 626	78 688
				542 MEDICAMENTS	38 169	402 805	250 777
				541 ESSENTL. OIL, PERFUME, FLAVR	25 074	47 493	29 632
				553 PERFUMERY, COSMETICS, ETC.	161 775	184 980	115 296
				554 SOAP, CLEANERS, POLISH, ETC	167 295	58 360	36 337
				562 FERTILIZER, EXCEPT GRP 272	296 906	6 489	4 182
				571 POLYMERS OF ETHYLENE	232 516	54 165	33 559
				572 POLYMERS OF STYRENE	442 733	113 191	70 544
				573 POLYMERS, VINYL CHLORIDE	65 141	33 823	20 768
				574 POLYACETAL, POLYCARBONATE	189 556	66 816	41 409
				575 OTH. PLASTIC, PRIMARY FORM	807 127	308 512	191 280
UNTD KINGDOM							
IMPORTS	238 565 282	37 041 881	23 073 178				
001 LIVE ANIMALS	20 170	16 343	10 190				
011 BOVINE MEAT	13 766	13 179	8 071				
012 OTHER MEAT, MEAT OFFAL	508 335	191 227	118 047				
016 MEAT, ED. OFFL, DRY, SLT, SMK	765	539	336				
017 MEAT, OFFL, PRPD, PRSVD, NES	1 404	1 345	843				
022 MILK AND CREAM	123 781	45 135	27 873				
023 BUTTER, OTHER FAT OF MILK	58 700	36 609	22 493				
024 CHEESE AND CURD	56 107	36 928	22 469				

7 IMPORTS AND EXPORTS (SPECIAL TRADE) BY COUNTRIES OF PRODUCTION AND CONSUMPTION AND BY GROUPS OF THE SITC-REV. III 1990

GROUP DESCRIPTION	DT = 100 KG	1 000 DM	1 000 \$	GROUP DESCRIPTION	DT = 100 KG	1 000 DM	1 000 \$
579 PLASTIC WASTE, SCRAP ETC	21 326	2 436	1 516	775 DOM.ELEC.NON-ELEC.EQUIPT	140 146	217 034	135 385
581 PLASTIC TUBE,PIPE,HOSE	29 572	42 763	26 573	776 TRANSISTORS, VALVES, ETC.	81 545	686 799	424 203
582 PLASTIC PLATE, SHEETS, ETC	272 023	237 769	147 689	778 ELECTRIC. MACH. APPART. NES	147 870	572 629	356 417
583 MONOFILAMENT OF PLASTICS	19 052	12 140	7 561	781 PASS. MOTOR VEHCLS. EX. BUS	390 314	781 906	495 223
591 INSECTICIDES, ETC.	97 640	163 741	101 116	782 GOODS, SPCL TRANSPORT VEH	54 027	74 803	46 417
592 STARCHES, INULIN, ETC.	49 094	31 348	19 521	783 ROAD MOTOR VEHICLES NES	1 296	1 653	1 081
593 EXPLOSIVES, PYROTECHNICS	4 505	22 841	14 404	784 PARTS, TRACTORS, MOTOR VEH	1 720 748	1 903 225	1 187 669
597 PREPRD ADDITIVES, LIQUIDS	363 656	116 563	72 254	785 CYCLES, MOTORCYCLES ETC.	12 020	30 462	18 811
598 MISC. CHEMICAL PRODS. NES	645 448	390 604	242 258	786 TRAILERS, SEMI-TRAIL, ETC	64 625	36 251	22 598
611 LEATHER	5 609	33 608	20 746	791 RAILWAY VEHICLES. EQUIPNT	8 319	15 997	10 061
612 MANUFACT. LEATHER ETC. NES	1 590	7 235	4 508	792 AIRCRAFT, ASSOCTD. EQUIPNT	42 260	1 164 089	725 701
613 FURSKINS, TANNED, DRESSED	641	10 056	6 161	793 SHIP, BOAT, FLOAT, STRUCTRS	17 740	44 328	27 270
621 MATERIALS OF RUBBER	65 698	59 677	37 035	811 PREFABRICATED BUILDINGS	75 931	27 117	17 022
625 RUBBER TYRES, TUBES, ETC.	591 792	383 453	237 648	812 PLUMBING, SANITRY, EQPT. ETC	10 947	5 365	3 371
629 ARTICLES OF RUBBER, NES	48 074	77 888	48 336	813 LIGHTING FIXTURES ETC. NES	13 237	37 451	23 306
633 CORK MANUFACTURES	190	276	171	821 FURNITURE, CUSHIONS, ETC.	163 640	170 867	106 382
634 VENEERS, PLYWOOD, ETC.	60 019	6 600	4 111	831 TRUNK, SUIT-CASES, BAG, ETC	7 148	18 321	11 417
635 WOOD MANUFACTURES, NES	48 139	11 270	6 979	841 MENS, BOYS CLOTHNG, X-KNIT	24 088	104 125	65 178
641 PAPER AND PAPERBOARD	2 090 772	459 850	286 599	842 WOMEN, GIRL CLOTHNG, XKNIT	20 549	170 680	106 870
642 PAPER, PAPERBOARD, CUT ETC	177 523	93 773	58 476	843 MENS, BOYS CLOTHING, KNIT	3 187	15 398	9 701
651 TEXTILE YARN	287 447	303 575	188 170	844 WOMEN, GIRLS CLOTHNG, KNIT	8 489	46 819	29 722
652 COTTON FABRICS, MOVEN	23 798	49 969	31 314	845 OTHR. TEXTILE APPAREL, NES	30 108	172 137	108 552
653 FABRICS, MAN-MADE FIBRES	75 917	81 606	51 041	846 CLOTHING ACCESSRS, FABRIC	3 991	25 709	16 275
654 OTH. TEXTILE FABRIC, MOVEN	17 551	72 316	44 689	848 CLOTHNG, NONTXTL; HEADGEAR	6 137	33 730	21 222
655 KNIT, CROCHET, FABRIC NES	18 946	50 269	31 437	851 FOOTWEAR	11 028	51 657	32 224
656 TULLE, LACE, EMBROIDRY, ETC	7 124	16 738	10 346	871 OPTICAL INSTRUMENTS, NES	1 540	44 610	27 985
657 SPECIAL YARN, TYXL, FABRIC	76 798	107 810	66 888	872 MEDICAL INSTRUMENTS NES	19 845	102 567	63 953
658 TEXTILE ARTICLES NES	20 228	43 103	26 982	873 METERS, COUNTERS, NES	2 755	24 322	15 237
659 FLOOR COVERINGS, ETC.	27 974	37 370	23 251	874 MEASURE, CONTROL INSTRMNT	31 984	592 812	369 833
661 LIME, CEMENT, CONSTR. MATRL	117 436	17 547	11 039	881 PHOTOGRAPH APPAR. ETC. NES	6 585	68 455	43 316
662 CLAY, REFRCT. CONSTR. MATRL	210 785	28 657	17 887	882 PHOTO. CINEMATOGPH. SUPPL	127 035	267 476	165 940
663 MINERAL MANUFACTURES, NES	219 464	156 024	96 714	883 CINE. FILM EXPOSD. DEVELPD	1 505	15 308	9 507
664 GLASS	267 386	68 504	42 502	884 OPTICAL GOODS NES	1 047	26 440	16 470
665 GLASSWARE	325 949	50 705	31 778	885 WATCHES AND CLOCKS	847	11 903	7 389
666 POTTERY	126 530	88 168	54 824	891 ARMS AND AMMUNITION	6 546	12 241	7 518
667 PEARLS, PRECIOUS STONES				892 PRINTED MATTER	164 165	215 794	134 905
671 PIG IRON, SPIEGELEISN, ETC	187 908	68 323	41 988	893 ARTICLES, NES, OF PLASTICS	252 645	260 912	162 546
672 INGOTS ETC. IRON OR STEEL	2 799 352	622 128	387 402	894 BABY CARRIAGE, TOYS, GAMES	47 546	111 351	69 104
673 FLAT-ROLLED IRON ETC.	2 619 681	235 744	145 951	895 OFFICE, STATIONERY SUPPLS	28 726	73 519	45 796
674 FLAT-ROLLED PLATED IRON	772 311	117 719	72 779	896 WORKS OF ART, ANTIQUE ETC	9 915	155 120	95 855
675 FLAT-ROLLED, ALLOY STEEL	323 165	113 066	70 066	897 GOLD, SILVERWARE, JEWEL NES	785	36 853	23 010
676 IRON, STL. BAR, SHAPES ETC.	3 147 871	287 443	178 053	898 MUSICAL INSTRUMENTS, ETC.	135 825	455 387	285 107
677 RAILWAY TRACK IRON, STEEL	13 867	1 974	1 230	899 MISC MANUFCTRD GOODS NES	116 717	90 954	56 901
678 WIRE OF IRON OR STEEL	141 723	31 427	19 553	961 COIN NONGOLD NONCURRNCY	114	8 969	5 565
679 TUBES, PIPES, ETC. IRON, STL	565 143	140 456	86 898	971 GOLD, NONMONETARY EXCL DRES	38	12 765	7 700
681 SILVER, PLATINUM, ETC.	7 024	427 438	265 036	972 MONETARY GOLD, GOLD COINS	7	18 504	11 408
682 COPPER	246 236	159 364	98 528				
683 NICKEL	63 466	125 644	77 773	EXPORTS	96 480 187	54 793 586	33 920 236
684 ALUMINIUM	1 073 899	406 214	251 667	001 LIVE ANIMALS	1 548	3 227	2 027
685 LEAD	535 351	87 324	53 977	011 BOVINE MEAT	66 008	29 398	18 121
686 ZINC	22 268	5 319	3 393	012 OTHER MEAT, MEAT OFFAL	108 112	39 216	24 336
687 TIN	18 724	22 089	13 710	016 MEAT, ED. OFFL, DRY, SLT, SMK	105 682	60 272	37 181
689 MISC. NON-FERR. BASE METAL	12 747	20 919	13 033	017 MEAT, OFFL, PRPD, PRSVD, NES	84 954	68 397	42 525
691 METALLIC STRUCTURES NES	112 355	60 748	37 911	022 MILK AND CREAM	514 407	145 055	90 123
692 CONTAINERS, STORAGE, TRNSP	150 541	74 049	46 983	023 BUTTER, OTHER FAT OF MILK	4 079	3 755	2 320
693 WIRE PRODUCTS EXCL. ELECT	22 691	9 769	6 083	024 CHEESE AND CURD	341 740	222 056	137 502
694 NAILS, SCREWS, NUTS, ETC.	65 001	69 580	43 112	025 EGGS, BIRDS, VOLKS, ALBUMIN	39 023	10 558	6 570
695 TOOLS	30 936	125 409	77 805	034 FISH, FRESH, CHILLED, FROZEN	59 450	30 538	18 693
696 CUTLERY	12 539	36 903	23 176	035 FISH, DRIED, SALTED, SMOKED	3 580	290	180
697 HOUSEHOLD EQUIPMENT, NES	13 683	19 870	12 423	036 CRUSTACEANS, MOLLUSCS ETC	491	1 004	658
699 MANUFACTS. BASE METAL, NES	312 673	239 083	148 988	037 FISH ETC. PREPD, PRSVD, NES	13 213	10 801	6 749
711 STEAM GENER. BOILERS, ETC.	1 400	1 004	625	041 WHEAT, MESLIN, UNMILLED	230 917	10 383	6 332
712 STEAM TURBINES	2 707	6 516	4 084	042 RICE	21 512	4 577	2 872
713 INTRNL COMBUS PSTN ENGIN	608 041	1 009 414	627 323	043 BARLEY, UNMILLED	5 430	413	271
714 ENGINES, MOTORS NON-ELECT	10 244	280 429	174 075	044 MAIZE UNMILLED	2 847	1 125	666
716 ROTATING ELECTRIC PLANT	112 256	94 233	58 394	045 OTHER CEREALS, UNMILLED	998	120	80
718 OTH. POWR. GENRTNG. MACHNRY	12 897	42 803	26 419	046 MEAL, FLOUR OF WHEAT, MSLN	2 176	164	97
721 AGRIC. MACHINES, EX. TRACTR	33 082	47 128	29 015	047 OTHER CEREAL MEAL, FLOURS	2 380	134	84
722 TRACTORS	112 264	105 520	65 751	048 CEREAL PREPARATIONS	561 336	152 518	95 132
723 CIVIL ENGINEERING EQUIPT	244 792	195 315	122 490	049 VEGETABLES	118 506	18 055	11 066
724 TEXTILE, LEATHER MACHINES	31 883	77 453	48 043	056 VEGETABLES, PRPD, PRSVD, NES	183 930	43 176	26 694
725 PAPER, PULP MILL MACHINES	26 640	67 707	41 770	057 FRUIT, NUTS EXCL. OIL NUTS	100 861	22 091	13 803
726 PRINTNG, BOOKBINDNG MACHS	35 396	99 385	61 500	058 FRUIT, PRESERVED, PREPARED	99 351	30 955	19 154
727 FOOD-PROCESS. MCH. NON DOM	6 529	21 901	13 547	059 FRUIT, VEGETABLE JUICES	334 397	91 967	57 107
728 OTH. MACH. PTS, SPCL INDUST	89 915	215 959	134 767	061 SUGARS, MOLASSES, HONEY	167 469	23 372	14 526
731 METAL REMOVAL WORK TOOLS	55 127	165 783	103 898	062 SUGAR CONFECTIONERY	40 195	18 890	11 705
733 MACH-TOOLS, METAL-WORKING	11 063	28 567	17 851	071 COFFEE, COFFEE SUBSTITUTE	146 099	174 136	108 440
735 PARTS, NES, FOR MACH-TOOLS	30 361	100 596	63 720	072 COCOA	49 701	22 801	13 873
737 METALWORKING MACHNRY NES	45 790	50 773	31 678	073 CHOCOLATE, OTH. COCDA PREP	109 762	67 016	42 019
741 HEATING, COOLING EQUIP, PART	70 629	141 866	88 683	074 TEA AND MATE	4 137	5 564	3 512
742 PUMPS FOR LIQUIDS, PARTS	27 520	75 638	47 082	075 SPICES	8 712	7 949	4 930
743 PUMPS NES, CENTRIFUGS ETC	109 470	304 790	189 613	081 ANIMAL FEED STUFF	2 498 843	139 030	87 003
744 MECHANICAL HANDLING EQUIP	213 270	220 488	137 189	082 MARGARINE AND SHORTENING	39 696	9 244	5 784
745 OTH. NONELEC MCH, TOOL, NES	39 108	167 366	104 132	091 EDIBLE PROD. PREPRTNS, NES	170 733	95 716	53 242
746 BALL OR ROLLER BEARINGS	55 493	168 368	104 618	092 NON-ALCOHOL. BEVERAGE, NES	137 718	22 249	13 768
747 TAPS, COCKS, VALVES, ETC.	42 377	154 534	95 782	111 ALCOHOLIC BEVERAGES	2 838 920	508 126	318 430
748 TRANSMISSIONS SHAFTS ETC	63 088	99 779	62 155	112 TOBACCO, UNMANUFACTURED	2 968	1 092	696
749 NON-ELECT MACH. PARTS, ETC	15 060	60 088	37 261	121 TOBACCO, MANUFACTURED	124 520	139 416	86 533
751 OFFICE MACHINES	41 747	189 777	118 453	211 HIDES, SKINS (EX. FURS), RAW	10 193	2 700	1 618
752 AUTOMATC. DATA PROC. EQUIP	216 838	2 481 013	1 542 622	222 OILSEED (SFT. FIX VEG. OIL)	339 150	30 630	18 626
759 PARTS, FOR OFFICE MACHINS	96 688	80 868	608 509	223 OILSEED (OTH. FIX VEG. OIL)	10 915	1 358	842
761 TELEVISION RECEIVERS ETC	145 261	545 385	343 229	231 NATURAL RUBBER, ETC.	3 510	602	369
762 RADIO-BROADCAST RECEIVER	12 706	60 317	38 483	232 SYNTHETIC RUBBER, ETC.	227 549	53 998	33 463
763 SOUND RECORDER, PHONOGRPH	6 156	38 674	24 163	245 FUEL WOOD, WOOD CHARCOAL	346	99	61
764 TELECOMM. EQUIP. PARTS NES	132 254	679 277	423 680	246 WOOD IN CHIPS, PARTICLES	44 122	1 070	663
771 ELECT POWER MACHNRY, PARTS	47 973	95 086	59 260	247 WOOD ROUGH, ROUGH SQUARED	6 987	311	194
772 ELEC. SWITCH, RELAY, CIRCUIT	61 688	346 276	215 198	248 WOOD, SIMPLY WORKED	536 599	50 912	31 463
773 ELECTR. DISTRIB. EQPT NES	45 947	124 802	77 610	251 PULP AND WASTE PAPER	150 424	13 562	8 399
774 ELECTRO-MEDCL, XRAY EQUIP	3 755	75 886	47 228				

7 IMPORTS AND EXPORTS (SPECIAL TRADE) BY COUNTRIES OF PRODUCTION AND CONSUMPTION AND BY GROUPS OF THE SITC-REV. III 1980

GROUP DESCRIPTION	DT = 100 KG	1 000 DM	1 000 \$	GROUP DESCRIPTION	DT = 100 KG	1 000 DM	1 000 \$
261 SILK	183	507	317	679 TUBES,PIPES,ETC.IRON,STL	1 614 232	329 450	205 953
263 COTTON	81 765	13 913	8 594	681 SILVER,PLATINUM,ETC.	676	54 648	33 810
265 VEGETABLE TEXTILE FIBRES	1 105	384	232	682 COPPER	522 352	369 633	229 065
266 SYNTHETIC FIBRES	273 753	94 811	58 924	683 NICKEL	16 336	46 814	28 873
267 OTHER MAN-MADE FIBRES	89 497	43 220	26 921	684 ALUMINIUM	1 179 906	706 013	438 827
268 WOOL, OTHER ANIMAL HAIR	13 816	19 377	11 800	685 LEAD	28 813	9 286	5 738
269 WORN CLOTHING,TEXTL.ARTL	15 749	4 041	2 523	686 ZINC	140 025	39 334	23 718
272 FERTILIZERS, CRUDE	166 686	1 520	956	687 TIN	6 322	5 915	3 638
273 STONE, SAND AND GRAVEL	696 948	6 092	3 790	689 MISC.NON-FERR.BASE METAL	20 451	36 164	22 532
274 SULPHUR,UNRSTD.IRON PYRS	1 653 450	25 315	15 719	691 METALLIC STRUCTURES NES	394 028	242 019	150 395
277 NATURAL ABRASIVES, NES	12	2 419	1 492	692 CONTAINERS,STORAGE,TRNSP	156 428	111 044	68 748
278 OTHER CRUDE MINERALS	1 579 537	20 566	12 695	693 WIRE PRODUCTS EXCL.ELECT	152 290	78 755	48 800
282 FERROUS WASTE AND SCRAP	158 515	4 678	2 950	694 NAILS,SCREWS,NUTS,ETC.	169 212	153 700	95 305
285 ALUMINIUM ORE,CONCTR.ETC	74 708	8 509	5 245	695 TOOLS	94 903	332 699	206 126
287 ORE,CONCENTR.BASE METALS	1 130	74	47	696 CUTLERY	17 835	88 796	55 287
288 NON-FERROUS WASTE,SCRAP	147 037	29 323	18 165	697 HOUSEHOLD EQUIPMENT,NES	53 003	51 803	32 095
289 PREC.METAL ORES,CONCTRITS	3 759	3 471	2 216	699 MANUFACTS.BASE METAL,NES	641 455	721 880	447 528
291 CRUDE ANIMAL MATERIALS,NES	26 355	8 423	5 208	700 CPL IND PLANT (84/85/87)	15 620	82 598	52 983
292 CRUDE VEG.MATERIALS, NES	66 692	45 987	28 391	711 STEAM GENER. BOILERS,ETC.	3 075	3 065	1 882
321 COAL,NOT AGGLOMERATED	2 048 279	60 891	37 510	712 STEAM TURBINES	4 112	15 062	9 273
322 BRQUETTES,LIGNITE,PEAT	1 689 102	45 824	28 434	713 INTNL COMBUS PSTN ENGIN	1 347 542	933 581	578 692
325 COKE,SEMI-COKE,RET.CARB	20 420	6 644	389	714 ENGINES,MOTORS NON-ELECT	7 157	268 217	165 438
334 PETROLEUM PRODUCTS	2 222 437	81 304	50 122	716 ROTATING ELECTRIC PLANT	122 995	327 892	202 573
335 RESIDUAL PETROL PRODUCTS	202 005	13 589	8 322	718 OTH. POWR. GENRTNG. MACHNRY	54 823	116 426	71 970
342 LIQUEFIED PROPANE,BUTANE	12 147	6 353	3 954	721 AGRIC. MACHINES,EX. TRACTR	182 289	208 701	128 350
344 PETROLEUM GASES, NES	139 645	6 972	4 570	722 TRACTORS	203 991	206 552	128 454
411 ANIMAL OILS AND FATS	165 423	16 773	10 396	723 CIVIL ENGINEERING EQUIPT	322 097	358 608	220 652
421 FIXED VEG.FAT,OILS, SOFT	88 920	7 967	4 955	724 TEXTILE,LEATHER MACHINES	68 589	239 054	147 711
422 FIXED VEG.FAT,OILS,OTHER	103 404	13 480	8 300	725 PAPER,PULP MILL MACHINES	38 559	142 971	88 230
431 ANIMAL,VEG.FATS,OILS,NES	271 188	31 778	19 614	726 PRINTNG,BDCKBINDNG MACHS	165 997	830 604	508 872
511 HYDROCARBONS,NES,DERIVTS	1 391 949	124 897	77 485	727 FOOD-PROCESS.MCH.NON DOM	15 685	81 971	50 885
512 ALCOHOL,PHENOL,ETC.DERIV	1 110 721	204 159	126 648	728 OTH.MACH,PTS,SPCL INDUST	280 136	967 732	599 373
513 CARBOXYLIC ACIDS,DERIVTS	1 061 658	270 267	167 325	731 METAL REMOVAL WORK TOOLS	72 929	319 080	197 062
514 NITROGEN-FUNCT.COMPOUNDS	455 321	227 484	140 330	733 MACH-TOOLS,METAL-WORKING	53 891	142 129	87 941
515 ORGANO-INORGANIC COMPNDS	169 482	178 388	110 560	735 PARTS,NES,FOR MACH-TOOLS	31 403	131 691	81 230
516 OTHER ORGANIC CHEMICALS	798 589	164 527	101 911	737 METALWORKING MACHNRY NES	58 035	175 044	108 165
522 INORGANIC CHEM.ELEMENTS	4 366 691	203 747	126 083	741 HEATING,COOLNG EQUIP,PART	-	-	-
523 METAL.SALTS,INORGAN.ACID	1 288 254	122 498	75 554	742 PUMPS FOR LIQUIDS,PARTS	79 784	451 155	279 863
524 OTHER CHEMICAL COMPOUNDS	56 831	56 122	34 753	743 PUMPS NES,CENTRIFUGS ETC	194 939	445 610	276 461
525 RADIO-ACTIVE MATERIALS	1 666	51 098	30 715	744 MECHANICAL HANDLING EQUIP	985 731	578 111	355 835
531 SYNTH.COLOURS,LAKES,ETC.	129 767	206 606	128 069	745 OTH.NONELEC MCH,TOOL,NES	125 361	539 440	333 367
532 DYEING,TANNING MATERIALS	17 914	5 482	3 406	746 BALL OR ROLLER BEARINGS	83 858	224 234	139 039
533 PIGMENTS, PAINTS, ETC.	650 769	303 387	188 205	747 TAPS,COCKS,VALVES,ETC.	67 849	239 457	148 323
541 MEDICINES,ETC.EXC.GRPS42	20 390	135 325	83 586	748 TRANSMISSIONS SHAFTS ETC	219 452	328 006	203 039
542 MEDICAMENTS	82 700	500 291	310 554	749 NON-ELECT MACH.PARTS,ETC	96 917	228 834	142 334
551 ESSNTL.OIL,PERFUME,FLAVR	27 027	52 865	32 988	751 OFFICE MACHINES	53 883	310 342	192 164
553 PERFUMERY,COSMETICS,ETC.	128 053	144 529	89 961	752 AUTOMATC.DATA PROC.EQUIP	59 512	1 156 141	717 294
554 SOAP,CLEANERS,POLISH,ETC	627 296	168 488	104 509	759 PARTS,FOR OFFICE MACHINS	36 384	592 011	366 357
562 FERTILIZER,EXCEPT GRP272	2 585 608	51 070	31 781	761 TELEVISION RECEIVERS ETC	49 724	320 281	200 846
571 POLYMERS OF ETHYLENE	954 686	184 855	115 150	762 RADIO-BROADCAST RECEIVER	7 669	104 229	64 473
572 POLYMERS OF STYRENE	433 900	128 663	79 620	763 SOUND RECORDER,PHONOGRPH	11 114	80 813	50 275
573 POLYMERS,VINYL CHLORIDE	1 076 266	221 196	136 945	764 TELECOMM.EQUIP.PARTS NES	38 542	354 115	220 103
574 POLYACETAL,POLYCARBONATE	618 440	274 922	170 217	771 ELECT POWER MACHNRY.PARTS	92 411	217 596	135 126
575 OTH.PLASTIC,PRIMARY FORM	1 501 640	499 751	309 996	772 ELEC.SWITCH.RELAY.CIRCUT	158 108	920 919	567 767
579 PLASTIC WASTE, SCRAP ETC	18 231	1 714	1 049	773 ELECTR DISTRIB.EQPT NES	113 823	249 894	155 759
581 PLASTIC TUBE,PIPE,HOSE	54 194	53 700	33 203	774 ELECTRO-MEDCL,XRAY EQUIP	10 131	143 408	88 821
582 PLASTIC PLATE,SHEETS,ETC	842 811	588 813	365 842	775 DOM.ELEC,NON-ELEC.EQUIPT	311 178	442 544	274 147
583 MONOFILAMENT OF PLASTICS	362 945	199 647	123 581	776 TRANSISTORS,VALVES,ETC.	100 131	737 642	459 320
591 INSECTICIDES, ETC.	108 375	163 050	100 784	778 ELECTRIC.MACH. APPART.NES	328 145	896 699	555 036
592 STARCHES,INULIN,ETC.	349 098	69 122	42 913	781 PASS.MOTOR VEHCLS.EX.BUS	3 498 346	8 156 824	5 008 055
593 EXPLOSIVES,PYROTECHNICS	5 721	9 537	5 956	782 GOODS,SPCL TRANSPORT VEH	567 446	798 663	486 369
597 PREPRD ADDITIVES,LIQUIDS	168 695	59 172	38 823	783 ROAD MOTOR VEHICLES NES	104 793	157 130	94 916
598 MISC.CHEMICAL PRODTS,NES	3 036 066	504 259	312 467	784 PARTS,TRACTORS,MOTOR VEH	3 298 041	3 893 231	2 424 195
600 CPL IND PLANT CHAP 69-76	235	135	79	785 CYCLES,MOTORCYCLES ETC.	19 039	45 136	27 949
611 LEATHER	9 449	19 779	12 244	786 TRAILERS,SEMI-TRAILR,ETC	147 125	112 483	69 553
612 MANUFACT.LEATHER ETC.NES	1 241	5 103	3 165	791 RAILWAY VEHICLES,EQUIPNT	39 769	82 982	51 250
613 FURSKINS,TANNED,DRESSED	739	14 685	8 985	792 AIRCRAFT,ASSOCTD.EQUIPNT	7 463	755 421	469 216
621 MATERIALS OF RUBBER	98 010	99 716	61 808	793 SHIP,BOAT,FLOAT.STRUCTRS	93 437	83 887	51 270
625 RUBBER TYRES,TUBES,ETC.	381 786	252 552	156 168	800 CPL IND PLANT CHAP 90/94	11	235	144
629 ARTICLES OF RUBBER, NES	65 969	135 654	84 198	811 PREFABRICATED BUILDINGS	35 562	10 239	6 127
633 CORK MANUFACTURES	1 188	4 137	2 583	812 PLUMBNG,SANITRY,EQPT.ETC	76 503	84 259	52 341
634 VENEERS, PLYWOOD, ETC.	1 076 757	144 121	88 981	813 LIGHTNG FIXTURES ETC.NES	44 995	123 832	76 556
635 WOOD MANUFACTURES, NES	83 550	40 086	24 887	821 FURNITURE,CUSHIONS,ETC.	699 511	589 541	365 010
641 PAPER AND PAPERBOARD	5 088 822	1 101 697	682 993	831 TRUNK,SUIT-CASES,BAG,ETC	8 255	26 002	16 233
642 PAPER,PAPERBOARD,CUT ETC	1 500 328	697 801	431 289	841 MENS,BOYS CLOTHNG,X-KNIT	19 981	194 423	120 974
651 TEXTILE YARN	555 888	477 497	295 958	842 WOMEN,GIRL CLOTHNG,XKNIT	42 158	594 972	369 901
652 COTTON FABRICS, WOVEN	111 483	193 607	119 642	843 MENS,BOYS CLOTHING,KNIT	3 296	12 013	7 456
653 FABRICS,MAN-MADE FIBRES	187 950	472 389	292 961	844 WOMEN,GIRLS CLOTHNG,KNIT	5 137	35 473	21 860
654 OTH.TEXTILE FABRIC,WOVEN	11 742	41 375	25 554	845 OTHR.TEXTILE APPAREL,NES	17 503	142 492	88 575
655 KNIT,CROCHET,FABRIC NES	38 518	103 041	63 603	846 CLOTHING ACCESSRS,FABRIC	5 996	33 771	21 143
656 TULLE,LACE,EMBROIDRY,ETC	5 795	22 586	14 032	848 CLOTHING,NOTXTL;HEADGEAR	4 720	32 618	20 470
657 SPECIAL YARN,XTXL.FABRIC	166 247	184 364	114 281	851 FOOTWEAR	24 080	87 025	54 089
658 TEXTILE ARTICLES NES	16 917	35 862	22 197	871 OPTICAL INSTRUMENTS,NES	1 490	47 367	29 263
659 FLOOR COVERINGS, ETC.	64 022	65 209	40 084	872 MEDICAL INSTRUMENTS NES	10 333	119 278	73 933
661 LIME,CEMENT,CONSTR.MATRL	4 051 697	78 207	48 374	873 METERS,COUNTERS,NES	4 894	66 377	41 100
662 CLAY,REFRCT.CONSTR.MATRL	495 161	71 291	44 081	874 MEASURE,CONTROL INSTRMNT	47 253	766 028	474 979
663 MINERAL MANUFACTURES,NES	499 913	221 039	136 678	881 PHOTOGRAPH APPAR.ETC.NES	14 450	166 368	102 858
664 GLASS	803 855	227 900	141 607	882 PHOTO.CINEMATOGRPH.SUPPL	160 410	317 195	196 328
665 GLASSWARE	237 192	85 886	53 370	883 CINE.FILM EXPOSD.DEVELPD	54	524	326
666 POTTERY	21 356	28 073	17 442	884 OPTICAL GOODS NES	1 236	88 295	55 109
667 PEARLS,PRECIOUS STONES	-	-	-	885 WATCHES AND CLOCKS	13 410	118 391	73 625
671 PIG IRON,SPIEGELSTEIN,ETC	178 300	35 742	22 156	891 ARMS AND AMMUNITION	6 738	19 646	12 145
672 INGOTS ETC.IRON OR STEEL	419 653	36 118	22 559	892 PRINTED MATTER	1 063 909	446 445	278 895
673 FLAT-ROLLED IRON ETC.	4 049 385	358 200	222 658	893 ARTICLES,NES,OF PLASTICS	662 851	655 826	405 985
674 FLAT-ROLLED PLATED IRON	2 322 145	313 824	195 951	894 BABY CARRIAGE, TOYS,GAMES	89 425	144 467	90 316
675 FLAT-ROLLED, ALLOY STEEL	2 568 158	649 588	405 880	895 OFFICE,STATIONERY SUPPLS	32 704	129 385	79 874
676 IRON,STL.BAR,SHAPES ETC.	1 823 282	199 521	124 086	896 WORKS OF ART,ANTIQUE ETC	1 374	307 737	188 958
677 RAILWAY TRACK,IRON,STEEL	28 009	2 906	1 768	897 GOLD,SILVERWARE,JEWEL NES	557	76 040	47 474
678 WIRE OF IRON OR STEEL	67 723	22 081	13 677	898 MUSICAL INSTRUMENTS,ETC.	175 799	519 349	324 964

7 IMPORTS AND EXPORTS (SPECIAL TRADE) BY COUNTRIES OF PRODUCTION AND CONSUMPTION AND BY GROUPS OF THE SITC-REV. III 1990

GROUP DESCRIPTION	DT = 100 KG	1 000 DM	1 000 \$	GROUP DESCRIPTION	DT = 100 KG	1 000 DM	1 000 \$
899 MISC MANUFACTRD GOODS NES	36 289	104 491	64 970	651 TEXTILE YARN	13 521	20 445	12 703
941 COMPL IND PLANT CHAPT 99	108	110	66	652 COTTON FABRICS, WOVEN	6 151	8 129	5 055
961 COIN NONGOLD NONCURRENT	605	1 044	624	653 FABRICS, MAN-MADE FIBRES	748	1 159	724
971 GOLD, NONMONTY EXCL ORES	162	37 402	23 068	654 OTH. TEXTILE FABRIC, WOVEN	1 768	8 531	5 295
972 MONETARY GOLD, GOLD COINS		112	71	655 KNIT, CROCHET, FABRIC NES	116	124	76
IRELAND							
IMPORTS							
001 LIVE ANIMALS	1 674	1 094	689	656 TULLE, LACE, EMBROIDRY, ETC	765	2 639	1 634
011 BOVINE MEAT	99 352	91 586	56 872	657 SPECIAL YARN, TXTL. FABRIC	2 732	9 330	5 755
012 OTHER MEAT, MEAT OFFAL	100 707	41 371	25 613	658 TEXTILE ARTICLES NES	3 950	7 979	4 968
016 MEAT, ED. OFFL, DRY, SLT, SMK	224	82	51	659 FLOOR COVERINGS, ETC.	4 016	4 230	2 625
017 MEAT, OFFL, PRPD, PRSVD, NES	9 265	7 738	4 852	662 CLAY, REFRCT. CONSTR. MATRL	67 339	7 372	4 607
022 MILK AND CREAM	115 160	38 489	23 428	663 MINERAL MANUFACTURES, NES	4 302	6 193	3 837
023 BUTTER, OTHER FAT OF MILK	217 320	152 564	94 096	664 GLASS	8 402	14 232	8 786
024 CHEESE AND CURD	4 899	3 327	2 129	665 GLASSWARE	945	458	288
034 FISH, FRESH, CHILLED, FROZN	236 298	28 292	17 615	666 POTTERY	318	232	143
035 FISH, DRIED, SALTED, SMOKED	54 651	14 526	9 194	667 PEARLS, PRECIOUS STONES			
036 CRUSTACEANS, MOLLUSCS ETC	730	1 035	650	671 PIG IRON, SPIEGELEISN, ETC	31	137	85
037 FISH ETC. PRPD, PRSVD, NES	4 828	1 186	744	673 FLAT-ROLLED IRON ETC.	1 503	136	84
041 WHEAT, MESLIN, UNMILLED	1 152	96	62	675 FLAT-ROLLED, ALLOY STEEL	12	57	36
042 RICE	482	134	87	676 IRON, STL, BAR, SHAPES ETC.	448 305	33 567	20 678
043 BARLEY, UNMILLED	450 696	21 100	12 635	678 WIRE OF IRON OR STEEL	1 078	732	452
045 OTHER CEREALS, UNMILLED	783	58	38	679 TUBES, PIPES, ETC. IRON, STL	881	2 648	1 642
047 OTHER CEREAL MEAL, FLOURS	1 084	104	63	681 SILVER, PLATINUM, ETC.	17	392	235
048 CEREAL PREPARATIONS	1 553	427	265	682 COPPER	1 384	1 830	1 145
054 VEGETABLES	1 358	1 021	639	683 NICKEL	507	1 656	1 019
056 VEGETABLES, PRPD, PRSVD, NES	1 926	676	409	684 ALUMINIUM	7 927	6 836	4 244
061 SUGARS, MOLASSES, HONEY	3 256	258	164	691 METALLIC STRUCTURES NES	3 393	9 964	2 477
062 SUGAR CONFECTIONERY	8 759	4 242	2 667	692 CONTAINERS, STORAGE, TRNSP	863	850	529
073 CHOCOLATE, OTH. COCOA PREP	703	202	125	693 WIRE PRODUCTS EXCL. ELECT	5 139	4 035	2 489
081 ANIMAL FEED STUFF	2 851	894	554	694 NAILS, SCREWS, NUTS, ETC.	12 971	13 185	8 204
098 EDIBLE PROD. PREPRTNS, NES	78 774	333 029	205 925	695 TOOLS	12 762	40 639	25 346
111 NON-ALCOHOL. BEVERAGE, NES	1 835	196	126	696 CUTLERY	243	479	309
112 ALCOHOLIC BEVERAGES	122 663	75 290	46 937	697 HOUSEHOLD EQUIPMENT, NES	965	2 671	1 719
122 TOBACCO, MANUFACTURED	14 021	29 497	18 380	699 MANUFACTS. BASE METAL, NES	42 012	47 744	29 921
211 HIDES, SKINS (EX. FURS), RAW	4 357	1 424	843	712 STEAM TURBINES	60	447	301
212 FURSKINS, RAW	10	70	41	713 INTRNL COMBUS PSTN ENGIN	874	3 829	2 377
231 NATURAL RUBBER, ETC.	194	87	57	714 ENGINES, MOTORS NON-ELECT		62	36
232 SYNTHETIC RUBBER, ETC.	327	138	72	716 ROTATING ELECTRIC PLANT	8 152	20 680	12 907
246 WOOD IN CHIPS, PARTICLES	13 123	110	83	718 OTH. POWR. GENRNG. MACHNRY	1 491	528	327
248 WOOD, SIMPLY WORKED	404	97	72	721 AGRIC. MACHINES, EX. TRACTR	1 696	822	497
266 SYNTHETIC FIBRES	116 143	35 659	21 958	723 CIVIL ENGINEERING EQUIPT	8 961	7 225	4 516
268 WOOL, OTHER ANIMAL HAIR	94	58	35	724 TEXTILE, LEATHER MACHINES	1 361	3 085	1 865
273 STONE, SAND AND GRAVEL	1 514 248	3 732	2 339	725 PAPER, PULP MILL MACHINES	580	4 368	2 751
277 NATURAL ABRASIVES, NES	33	52 489	32 436	726 PRINTING, BOOKBINDNG MACHS	3 008	1 834	1 119
278 OTHER CRUDE MINERALS	186 942	12 096	7 632	727 FOOD-PROCESS. MCH. NON DOM	261	317	195
282 FERROUS WASTE AND SCRAP	7 665	491	298	728 OTH. MACH. PTS, SPCL INDUST	4 752	9 109	5 678
285 ALUMINIUM ORE, CONCTR. ETC	1 458 812	77 016	47 531	731 METAL REMOVAL WORK TOOLS	1 225	3 266	2 060
287 ORE, CONCENTR. BASE METALS	767 484	48 184	29 824	733 MACH-TOOLS, METAL-WORKING	380	1 129	683
288 NON-FERROUS WASTE, SCRAP	26 028	7 820	4 858	735 PARTS, NES, FOR MACH-TOOLS	848	4 418	2 726
289 PREC. METAL ORES, CONCTRIS	255	1 348	834	737 METALWORKING MACHNRY NES	362	1 463	916
291 CRUDE ANIMAL MATERLS, NES	7 989	3 675	2 271	741 HEATING, COOLNG EQUIP, PART	15 492	34 942	21 819
292 CRUDE VEG. MATERIALS, NES	2 210	7 995	5 010	742 PUMPS FOR LIQUIDS, PARTS	21 602	43 645	27 058
334 PETROLEUM PRODUCTS	227 801	4 290	2 725	743 PUMPS NES, CENTRIFUGS ETC	2 988	8 761	5 419
335 RESIDUAL PETROL. PRODUCTS	3 488	330	205	744 MECHANICAL HANDLING EQUIP	16 412	11 439	7 212
342 LIQUEFIED PROPANE, BUTANE	791	1 661	1 102	745 OTH. NONELEC MCH. TOOL, NES	9 361	9 993	6 215
411 ANIMAL OILS AND FATS	2 868	315	196	746 BALL OR ROLLER BEARINGS	2 555	3 700	2 278
512 ALCOHOL, PHENOL, ETC. DERIV	107	148	92	747 TAPS, COCKS, VALVES, ETC.	710	6 761	4 211
513 CARBOXYLIC ACIDS, DERIVTS	155 800	36 480	22 561	748 TRANSMISSIONS SHAFTS ETC	394	2 624	1 621
514 NITROGEN-FUNCT. COMPOUNDS	15 508	28 954	18 487	749 NON-ELECT MACH. PARTS, ETC	4 106	9 891	6 216
515 ORGANO-INORGANIC COMPNDS	7 339	70 536	43 627	751 OFFICE MACHINES	333	1 034	625
516 OTHER ORGANIC CHEMICALS	404	4 196	2 595	752 AUTOMATC. DATA PROC. EQUIP	15 986	760 124	472 401
522 INORGANIC CHEM. ELEMENTS	14 761	4 106	2 548	753 PARTS, FOR OFFICE MACHINS	18 059	331 757	204 713
523 METAL. SALTS, INORGAN. ACID	3 932	824	532	761 TELEVISION RECEIVERS ETC	7 698	35 562	22 027
524 OTHER CHEMICAL COMPOUNDS	525	9 056	5 576	763 SOUND RECORDER, PHONOGRPH	1 232	6 676	3 973
525 RADIO-ACTIVE MATERIALS		93	59	764 TELECOMM. EQUIP. PARTS NES	2 861	58 096	37 064
531 SYNTH. COLOURS, LAKES, ETC.	427	332	207	767 ELECT POWER MACHNRY, PARTS	1 656	25 912	16 052
533 PIGMENTS, PAINTS, ETC.	8 212	6 797	4 235	772 ELEC. SWITCH, RELAY, CIRCUIT	11 295	123 870	77 087
541 MEDICINES, ETC. EXC. GRP542	913	15 473	9 574	773 ELECTR DISTRIB. EQPT NES	45 790	177 409	109 766
542 MEDICAMENTS	46 726	87 186	54 275	774 ELECTRO-MEDCL. XRAY EQUIP	22	432	271
551 ESSNTL. OIL, PERFUME, FLAVR	9 907	45 258	28 062	775 DOM. ELEC. NON-ELEC. EQUIPT	42 880	148 796	92 751
553 PERFUMERY, COSMETICS, ETC.	36 956	62 527	39 180	776 TRANSISTORS, VALVES, ETC.	392	39 306	24 290
554 SOAP, CLEANERS, POLISH, ETC	7 385	7 695	4 801	778 ELECTRIC MACH. APPART. NES	2 794	33 760	21 059
562 FERTILIZER, EXCEPT GRP272	671 425	14 643	9 167	781 PASS. MOTOR VEHCLS. EX. BUS	156	179	112
571 POLYMERS OF ETHYLENE	346	87	54	782 GOODS, SPCL TRANSPORT VEH	75	79	50
572 POLYMERS OF STYRENE	417	129	76	783 ROAD MOTOR VEHICLES NES	140	200	124
573 POLYMERS, VINYL CHLORIDE	1 197	293	180	784 PARTS, TRACTORS, MOTOR VEH	39 964	24 131	15 109
574 POLYACETAL, POLYCARBONATE	1 196	2 068	1 261	785 CYCLES, MOTORCYCLES ETC.	241	1 075	668
575 OTH. PLASTIC, PRIMARY FORM	14 209	10 429	6 488	786 TRAILERS, SEMI-TRAILR, ETC	159	238	143
579 PLASTIC WASTE, SCRAP ETC	2 197	105	68	791 RAILWAY VEHICLES, EQUIPNT	109	218	129
581 PLASTIC TUBE, PIPE, HOSE	800	3 335	2 049	792 AIRCRAFT, ASSOCTD. EQUIPNT	112	22 417	15 067
582 PLASTIC PLATE, SHEETS, ETC	23 848	43 774	27 244	793 SHIP, BOAT, FLOAT. STRUCTRS	2 414	6 351	3 918
583 MONOFILAMENT OF PLASTICS	104	176	106	811 PREFABRICATED BUILDINGS	167	64	37
591 INSECTICIDES, ETC.	15 807	20 426	12 734	812 PLUMBING, SANITRY, EQPT, ETC	54	76	45
592 STARCHES, INULIN, ETC.	3 962	24 670	15 525	813 LIGHTING FIXTURES ETC. NES	41	397	257
597 PREPDR. ADDITIVES, LIQUIDS	652	854	526	821 FURNITURE, CUSHIONS, ETC.	1 350	3 961	2 427
598 MISC. CHEMICAL PRODS. NES	48 714	33 671	21 025	831 TRUNK, SUIT-CASES, BAG, ETC	714	1 771	1 107
611 LEATHER	18	69	41	842 MENS, BOYS CLOTHNG, X-KNIT	870	4 863	3 017
612 MANUFACT. LEATHER ETC. NES	319	1 636	1 018	843 MENS, BOYS CLOTHING, KNIT	2 627	8 715	5 408
621 MATERIALS OF RUBBER	32 372	30 871	19 154	844 WOMEN, GIRLS CLOTHNG, KNIT	6 894	28 832	17 867
625 RUBBER TYRES, TUBES, ETC.	63 060	42 549	26 598	845 OTHR. TEXTILE APPAREL, NES	974	8 161	5 066
629 ARTICLES OF RUBBER, NES	23 510	45 762	28 611	846 CLOTHING ACCESSRS, FABRIC	9 019	30 360	19 024
634 VENEERS, PLYWOOD, ETC.	4 742	518	309	848 CLOTHING, NONTXTL; HEADGEAR	391	4 367	2 723
635 WOOD MANUFACTURES, NES	835	441	271	851 FOOTWEAR	267	2 594	1 618
641 PAPER AND PAPERBOARD	4 795	652	403	871 OPTICAL INSTRUMENTS, NES	99	496	312
642 PAPER, PAPERBOARD, CUT ETC	2 840	2 514	1 558	872 MEDICAL INSTRUMENTS NES	2	150	93
				873 METER, COUNTERS, NES	14 183	70 149	43 355
				874 MEASURE, CONTROL INSTRMNT	36	1 511	955
				881 PHOTOGRAPH APPAR. ETC. NES	2 056	41 641	25 881
				882 PHOTO. CINEMATOGRPH. SUPPL	62	564	350
					5 120	7 891	4 886

7 IMPORTS AND EXPORTS (SPECIAL TRADE) BY COUNTRIES OF PRODUCTION AND CONSUMPTION AND BY GROUPS OF THE SITC-REV. III 1990

GROUP DESCRIPTION	DT = 100 KG	1 000 DM	1 000 \$	GROUP DESCRIPTION	DT = 100 KG	1 000 DM	1 000 \$
884 OPTICAL GOODS NES	1 445	35 076	21 698	583 MONOFILAMENT OF PLASTICS	18 527	7 093	4 418
885 WATCHES AND CLOCKS	5	53	34	591 INSECTICIDES, ETC.	5 473	7 521	4 507
892 PRINTED MATTER	4 808	6 140	3 818	592 STARCHES, INULIN, ETC.	24 459	4 989	3 101
893 ARTICLES, NES, OF PLASTICS	73 846	73 920	45 963	593 EXPLOSIVES, PYROTECHNICS	55	136	84
894 BABY CARRIAGE, TOYS, GAMES	15 416	29 289	18 110	597 PREPRED ADDITIVES, LIQUIDS	5 977	2 296	1 426
895 OFFICE, STATIONERY SUPPLS	2 244	11 191	7 003	598 MISC. CHEMICAL PRODS. NES	32 086	19 126	11 805
896 WORKS OF ART, ANTIQUE ETC	38	2 489	1 517	611 LEATHER	419	1 085	677
897 GOLD, SILVERWARE, JEWEL NES	479	15 435	9 648	612 MANUFACT. LEATHER ETC. NES	226	641	398
898 MUSICAL INSTRUMENTS, ETC.	32 806	256 213	161 646	621 MATERIALS OF RUBBER	32 565	14 472	9 014
899 MISC MANUFACTRD GOODS NES	4 106	28 989	17 746	625 RUBBER TYRES, TUBES, ETC.	8 225	1 379	861
961 COIN NONGOLD NONCURRENT	5	134	87	629 ARTICLES OF RUBBER, NES	3 857	7 444	4 597
EXPORTS	7 027 012	2 733 335	1 693 772	633 CORK MANUFACTURES	42	84	50
001 LIVE ANIMALS	188	290	181	634 VENEERS, PLYWOOD, ETC.	52 168	9 060	5 590
011 BOVINE MEAT	366	204	134	635 WOOD MANUFACTURES, NES	9 708	3 096	1 911
012 OTHER MEAT, MEAT OFFAL	3 128	1 234	762	641 PAPER AND PAPERBOARD	150 196	33 557	20 829
016 MEAT, ED. OFFL, DRY, SLT, SMK	1 639	930	556	642 PAPER, PAPERBOARD, CUT ETC	89 208	43 687	27 115
017 MEAT, OFFL, PRPD, PRSVD, NES	1 647	639	392	651 TEXTILE YARN	41 443	48 123	29 756
022 MILK AND CREAM	3 249	1 147	730	652 COTTON FABRICS, WOVEN	911	2 946	1 836
024 CHEESE AND CURD	4 340	3 217	1 987	653 FABRICS, MAN-MADE FIBRES	5 250	19 635	12 164
037 FISH ETC. PREPD, PRSVD, NES	145	92	58	654 OTH. TEXTILE FABRIC, WOVEN	2 686	5 071	3 758
041 WHEAT, MESLIN, UNMILLED	22 723	1 223	730	655 KNIT, CROCHET, FABRIC NES	5 372	16 276	10 081
043 BARLEY, UNMILLED	895	114	68	656 TULLE, LACE, EMBROIDRY, ETC	845	3 070	1 895
047 OTHER CEREAL MEAL, FLOURS	6 131	133	82	657 SPECIAL YARN, TXTL. FABRIC	7 624	5 954	3 693
048 CEREAL PREPARATIONS	8 862	4 783	2 969	658 TEXTILE ARTICLES NES	2 767	1 656	1 036
054 VEGETABLES	17 218	2 028	1 231	659 FLOOR COVERINGS, ETC.	2 030	1 215	757
056 VEGETABLES, PRPD, PRSVD, NES	7 821	1 669	1 034	661 LIME, CEMENT, CONSTR. MATRL	106 492	8 024	4 980
057 FRUIT, NUTS EXCL. OIL NUTS	5 633	570	358	662 CLAY, REFECT. CONSTR. MATRL	25 771	3 836	2 361
058 FRUIT, PRESERVED, PREPARED	503	179	115	663 MINERAL MANUFACTURES, NES	20 155	12 283	7 662
059 FRUIT, VEGETABLE JUICES	17 995	4 108	2 522	664 GLASS	38 592	12 993	8 049
061 SUGARS, MOLASSES, HONEY	18 828	2 250	1 365	665 GLASSWARE	14 821	6 033	3 764
062 SUGAR CONFECTIONERY	2 523	1 144	708	666 POTTERY	350	446	276
071 COFFEE, COFFEE SUBSTITUTE	1 478	3 223	2 010	667 PEARLS, PRECIOUS STONES	-	-	-
073 CHOCOLATE, OTH. COCOA PREP	877	576	368	671 PIG IRON, SPIEGELEISEN, ETC	618	196	123
075 SPICES	787	502	312	673 FLAT-ROLLED IRON ETC.	79 189	9 040	5 571
081 ANIMAL FEED STUFF	514 853	12 983	7 959	674 FLAT-ROLLED PLATED IRON	16 591	3 076	1 890
091 MARGARINE AND SHORTENING	1 475	232	147	675 FLAT-ROLLED, ALLOY STEEL	8 247	3 078	1 952
098 EDIBLE PROD. PREPRTNS, NES	27 565	10 053	6 243	676 IRON, STL, BAR, SHAPES ETC.	20 814	6 523	4 031
111 NON-ALCOHOL. BEVERAGE, NES	5 878	869	540	677 RAILWAY TRACK IRON, STEEL	1 103	581	360
112 ALCOHOLIC BEVERAGES	36 661	8 532	5 368	678 WIRE OF IRON OR STEEL	8 860	3 347	2 088
121 TOBACCO, UNMANUFACTURED	139	132	86	679 TUBES, PIPES, ETC. IRON, STL	26 839	7 410	4 610
122 TOBACCO, MANUFACTURED	666	1 286	796	681 SILVER, PLATINUM, ETC.	3	77	48
212 FURSKINS, RAW	44	707	421	682 COPPER	20 724	16 141	9 974
222 OILSEED(SFT, FIX VEG. OIL)	806	150	91	683 NICKEL	1 758	3 902	2 436
231 NATURAL RUBBER, ETC.	417	77	48	684 ALUMINIUM	56 901	30 962	19 270
232 SYNTHETIC RUBBER, ETC.	4 294	1 118	694	685 LEAD	2 222	523	314
246 WOOD IN CHIPS, PARTICLES	22 767	371	241	686 ZINC	1 732	619	381
247 WOOD ROUGH, ROUGH SQUARED	1 861	69	44	687 TIN	93	131	80
248 WOOD, SIMPLY WORKED	15 534	1 568	979	689 MISC. NON-FERR. BASE METAL	35	275	163
251 PULP AND WASTE PAPER	7 873	1 284	763	691 METALLIC STRUCTURES NES	6 369	4 315	2 667
263 COTTON	14 106	4 330	2 775	692 CONTAINERS, STORAGE, TRNSP	18 786	17 607	10 985
266 SYNTHETIC FIBRES	59 994	20 411	12 643	693 WIRE PRODUCTS EXCL. ELECT	10 594	6 519	4 059
267 OTHER MAN-MADE FIBRES	41 965	4 033	2 492	694 NAILS, SCREWS, NUTS, ETC.	20 806	13 895	8 591
268 WOOL, OTHER ANIMAL HAIR	1 444	1 351	852	695 TOOLS	10 034	19 573	12 111
269 WORN CLOTHING, TEXTL. ARTL	1 029	269	165	696 CUTLERY	729	1 918	1 190
273 STONE, SAND AND GRAVEL	8 524	138	85	697 HOUSEHOLD EQUIPMENT, NES	2 215	3 034	1 888
274 SULPHUR, UNRSTD. IRON PYRS	1 988	142	86	699 MANUFACT. BASE METAL, NES	36 943	30 156	18 622
277 NATURAL ABRASIVES, NES	34	855	543	711 STEAM GENER. BOILERS, ETC.	766	1 543	995
278 OTHER CRUDE MINERALS	301 075	3 383	2 089	712 STEAM TURBINES	80	265	170
285 ALUMINIUM ORE, CONCTR. ETC	43	135	84	713 INTRNL COMBUS PSTN ENGIN	1 165	5 017	3 070
288 NON-FERROUS WASTE, SCRAP	3 354	635	397	714 ENGINES, MOTORS NON-ELECT	115	9 136	5 524
291 CRUDE ANIMAL MATERIALS, NES	198	103	63	716 ROTATING ELECTRIC PLANT	5 194	8 801	5 514
292 CRUDE VEG. MATERIALS, NES	6 484	2 968	1 804	718 OTH. POWR. GENRTNG. MACHNRY	853	2 667	1 722
321 COAL, NOT AGGLOMERATED	51 503	2 102	1 324	721 AGRIC. MACHINES, EX. TRACTR	16 465	18 204	11 133
322 BRIQUETTES, LIGNITE, PEAT	537 965	6 574	4 182	722 TRACTORS	4 970	5 445	3 378
334 PETROLEUM PRODUCTS	3 424	788	486	723 CIVIL ENGINEERING EQUIPT	15 880	16 425	9 991
335 RESIDUAL PETROL. PRODUCTS	11 426	1 672	1 035	724 TEXTILE, LEATHER MACHINES	6 887	25 950	15 943
411 ANIMAL OILS AND FATS	7 574	777	481	725 PAPER, PULP MILL MACHINES	1 489	6 073	3 921
421 FIXED VEG. FAT, OILS, SOFT	35 012	2 722	1 679	726 PRINTNG, BOOKBINDNG MACHS	5 932	17 287	10 659
422 FIXED VEG. FAT, OILS, OTHER	5 442	535	332	727 FOOD-PROCESS. MCH. NON DOM	1 024	6 517	4 072
431 ANIMAL, VEG. FATS, OILS, NES	9 215	867	530	728 OTH. MACH. PTS, SPCL INDUST	20 026	64 584	39 811
511 HYDROCARBONS, NES, DERIVTS	27 932	3 077	1 886	731 METAL REMOVAL WORK TOOLS	2 461	8 053	5 031
512 ALCOHOL, PHENOL, ETC. DERIV	56 854	9 888	6 158	733 MACH-TOOLS, METAL-WORKING	3 803	12 247	7 486
513 CARBOXYLIC ACIDS, DERIVTS	77 610	14 458	9 015	735 PARTS, NES, FOR MACH-TOOLS	911	4 420	2 733
514 NITROGEN-FUNCT. COMPOUNDS	19 021	27 546	17 048	737 METALWORKING MACHNRY NES	1 229	4 161	2 581
515 ORGANO-INORGANIC COMPNDS	14 702	32 466	20 566	741 HEATING, COOLING EQUIP, PART	-	-	-
516 OTHER ORGANIC CHEMICALS	30 053	11 677	7 234	742 PUMPS FOR LIQUIDS, PARTS	12 376	18 039	11 120
522 INORGANIC CHEM. ELEMENTS	295 957	15 766	9 896	743 PUMPS NES, CENTRIFUGS ETC	6 930	25 776	15 991
523 METAL. SALTS, INDOGAN. ACID	57 438	8 167	5 068	744 MECHANICAL HANDLING EQUIP	19 783	28 835	17 901
524 OTHER CHEMICAL COMPOUNDS	5 083	4 242	2 648	745 OTH. NONELEC MCH. TOOL, NES	11 484	44 277	27 454
525 RADIO-ACTIVE MATERIALS	60	60	37	746 BALL OR ROLLER BEARINGS	545	1 685	1 038
531 SYNTH. COLOURS, LAKES, ETC.	8 776	10 924	6 758	747 TAPS, COCKS, VALVES, ETC.	1 035	9 333	5 769
532 DYEING, TANNING MATERIALS	1 276	331	209	748 TRANSMISSIONS SHAFTS ETC	4 167	8 320	5 072
533 PIGMENTS, PAINTS, ETC.	30 381	13 633	8 421	749 NON-ELECT MACH. PARTS, ETC	4 351	16 589	10 284
541 MEDICINES, ETC. EXC. GRP542	9 251	35 518	22 087	751 OFFICE MACHINES	1 711	11 098	6 900
542 MEDICAMENTS	9 023	48 340	30 344	752 AUTOMATC. DATA PROC. EQUIP	4 785	189 227	116 959
551 ESSNTL. OIL, PERFUME, FLAVR	324	829	516	759 PARTS, FOR OFFICE MACHINS	9 245	77 372	48 558
553 PERFUMERY, COSMETICS, ETC.	2 188	3 539	2 180	761 TELEVISION RECEIVERS ETC	2 742	11 725	7 486
554 SOAP, CLEANERS, POLISH, ETC	18 789	8 758	5 355	762 RADIO-BROADCAST RECEIVER	1 250	7 143	4 453
562 FERTILIZER, EXCEPT GRP272	2 433 518	44 621	27 458	763 SOUND RECORDER, PHONOGRPH	267	2 083	1 292
571 POLYMERS OF ETHYLENE	97 804	18 044	11 281	764 TELECOMM. EQUIP. PARTS NES	1 451	15 978	9 948
572 POLYMERS OF STYRENE	41 841	13 124	8 120	771 ELECT. POWER MACHNRY PARTS	3 859	9 365	5 800
573 POLYMERS, VINYL CHLORIDE	74 712	16 141	9 999	772 ELEC. SWITCH, RELAY, CIRCUIT	21 476	109 934	67 942
574 POLYACETAL, POLYCARBONATE	37 250	19 664	12 189	773 ELECTR. DISTRIB. EQPT NES	27 593	37 126	23 013
575 OTH. PLASTIC, PRIMARY FORM	70 789	29 974	18 510	774 ELECTRO-MEDCL. XRAY EQUIP	307	6 476	3 977
579 PLASTIC WASTE, SCRAP ETC	16 206	1 449	896	775 DOM. ELEC. NON-ELEC. EQUIPT	29 517	44 357	27 742
581 PLASTIC TUBE, PIPE, HOSE	3 568	2 351	1 460	776 TRANSISTORS, VALVES, ETC.	781	99 725	61 427
582 PLASTIC PLATE, SHEETS, ETC	63 733	47 526	29 605	778 ELECTRIC MACH. APPART. NES	7 466	31 659	19 756
				781 PASS. MOTOR VEHCLS. EX. BUS	106 322	180 858	110 994
				782 GOODS, SPCL TRANSPORT VEH	14 103	19 885	12 361

7 IMPORTS AND EXPORTS (SPECIAL TRADE) BY COUNTRIES OF PRODUCTION AND CONSUMPTION AND BY GROUPS OF THE SITC-REV. III 1990

GROUP DESCRIPTION	DT = 100 KG	1 000 DM	1 000 \$	GROUP DESCRIPTION	DT = 100 KG	1 000 DM	1 000 \$
783 ROAD MOTOR VEHICLES NES	5 000	7 378	4 465	278 OTHER CRUDE MINERALS	844 920	11 563	7 195
784 PARTS, TRACTORS, MOTOR VEH	24 595	39 905	24 787	281 IRON ORE, CONCENTRATES	10 033	89	56
785 CYCLES, MOTORCYCLES ETC.	4 000	5 109	3 202	282 FERROUS WASTE AND SCRAP	1 534 330	31 145	19 213
786 TRAILERS, SEMI-TRAILER, ETC	1 630	1 363	854	288 NON-FERROUS WASTE, SCRAP	435 458	88 733	54 732
791 RAILWAY VEHICLES, EQUIPNT	41	133	86	289 PREC. METAL ORES, CONCENTRATES	405	6 500	4 115
792 AIRCRAFT, ASSCCTD. EQUIPNT	25	561	342	291 CRUDE ANIMAL MATERIALS, NES	150 903	30 424	18 956
793 SHIP, BOAT, FLOAT, STRUCTRS	37 023	19 656	12 032	292 CRUDE VEG. MATERIALS, NES	907 126	348 211	217 823
812 PLUMBING, SANITRY, EQPT, ETC	3 958	1 530	970	333 PETROLEUM OILS, CRUDE	1 156 478	48 524	31 856
813 LIGHTING FIXTURES ETC, NES	2 585	5 563	3 453	334 PETROLEUM PRODUCTS	4 604 075	123 705	78 114
821 FURNITURE, CUSHIONS, ETC.	29 402	20 402	12 658	335 RESIDUAL PETROL. PRODUCTS	416 699	12 916	8 119
831 TRUNK, SUIT-CASES, BAG, ETC	468	1 284	800	342 LIQUEFIED PROPANE, BUTANE	21 016	616	388
841 MENS, BOYS CLOTHING, X-KNIT	1 878	19 708	12 309	351 ELECTRIC CURRENT	*	*	*
842 WOMEN, GIRL CLOTHING, X-KNIT	6 163	76 705	47 398	411 ANIMAL OILS AND FATS	205 276	10 833	6 645
843 MENS, BOYS CLOTHING, KNIT	360	1 286	790	421 FIXED VEG. FAT, OILS, SOFT	183 570	13 269	8 145
844 WOMEN, GIRLS CLOTHING, KNIT	235	3 276	2 021	422 FIXED VEG. FAT, OILS, OTHER	30 168	7 137	4 471
845 OTHR. TEXTILE APPAREL, NES	1 038	12 535	7 815	431 ANIMAL, VEG. FATS, OILS, NES	188 813	22 037	13 750
846 CLOTHING ACCESSORS, FABRIC	747	4 679	2 912	511 HYDROCARBONS, NES, DERIVTS	2 196	664	416
848 CLOTHING, NONTEXTL; HEADGEAR	657	3 526	2 226	512 ALCOHOL, PHENOL, ETC. DERIV	971	217	141
851 FOOTWEAR	3 038	12 414	7 680	513 CARBOXYLIC ACIDS, DERIVTS	32 901	6 916	4 307
871 OPTICAL INSTRUMENTS, NES	40	1 085	659	514 NITROGEN-FUNCT. COMPOUNDS	7 295	5 027	3 128
872 MEDICAL INSTRUMENTS NES	1 486	8 127	5 089	515 ORGANO-INORGANIC COMPOUNDS	19 286	14 297	8 790
873 METERS, COUNTERS, NES	1 201	5 303	3 316	516 OTHER ORGANIC CHEMICALS	50 217	50 575	31 132
874 MEASURE, CONTROL INSTRMNT	1 430	26 469	16 456	522 INORGANIC CHEM. ELEMENTS	302 792	8 637	5 297
881 PHOTOGRAPH APPAR. ETC, NES	347	3 642	2 233	523 METAL, SALTS, INORGAN. ACID	56 775	1 317	825
882 PHOTO. CINEMATOGPH. SUPPL	8 621	14 048	8 690	524 OTHER CHEMICAL COMPOUNDS	557	137	84
884 OPTICAL GOODS NES	386	18 458	11 431	525 RADIO-ACTIVE MATERIALS	*	85	53
885 WATCHES AND CLOCKS	307	3 280	2 036	531 SYNTH. COLOURS, LAKES, ETC.	13 736	17 573	10 916
891 ARMS AND AMMUNITION	110	447	280	532 DYING, TANNING MATERIALS	291	125	76
892 PRINTED MATTER	3 442	5 850	3 630	533 PIGMENTS, PAINTS, ETC.	51 798	29 511	18 155
893 ARTICLES, NES, OF PLASTICS	41 310	47 072	29 279	541 MEDICINES, ETC. EXC. GRP542	11 207	47 982	29 804
894 BABY CARRIAGE, TOYS, GAMES	4 728	6 059	3 801	542 MEDICAMENTS	5 444	120 147	74 672
895 OFFICE, STATIONERY SUPPLS	1 221	3 685	2 276	551 ESSNTL. OIL, PERFUME, FLAVR	6 894	1 753	1 094
896 WORKS OF ART, ANTIQUE ETC	60	382	244	553 PERFUMERY, COSMETICS, ETC.	6 000	8 791	5 462
897 GOLD, SILVERWARE, JEWEL NES	63	2 491	1 551	554 SOAP, CLEANERS, POLISH, ETC	52 779	17 012	10 515
898 MUSICAL INSTRUMENTS, ETC.	4 039	12 303	7 725	562 FERTILIZER, EXCEPT GRP272	1 513 870	31 564	19 465
899 MISC MANUFACTRD GOODS NES	2 745	9 282	5 794	571 POLYMERS OF ETHYLENE	15 039	1 772	1 107
971 GOLD, NONMONTRY EXCL ORES	5	277	172	572 POLYMERS OF STYRENE	5 228	1 651	1 010
				573 POLYMERS, VINYL CHLORIDE	2 186	1 079	666
DENMARK				574 POLYACETAL, POLYCARBONATE	10 156	8 878	5 341
IMPORTS	57 574 654	10 986 304	6 867 527	575 OTH. PLASTIC, PRIMARY FORM	84 945	23 188	14 424
001 LIVE ANIMALS	47 411	15 146	9 272	576 PLASTIC WASTE, SCRAP ETC	23 182	2 177	1 365
011 BOVINE MEAT	221 611	117 197	72 577	581 PLASTIC TUBE, PIPE, HOSE	30 505	17 685	10 956
012 OTHER MEAT, MEAT OFFAL	1 066 063	525 914	330 138	582 PLASTIC PLATE, SHEETS, ETC	146 615	65 441	40 864
016 MEAT, ED. OFFL, DRY, SLT, SMK	1 494	1 320	830	583 MONOFILAMENT OF PLASTICS	552	752	462
017 MEAT, OFFL, PRPD, PRSD, NES	200 508	120 366	75 243	591 INSECTICIDES, ETC.	9 784	7 949	4 909
022 MILK AND CREAM	444 718	146 293	90 686	592 STARCHES, INULIN, ETC.	71 144	16 794	10 422
023 BUTTER, OTHER FAT OF MILK	74 575	49 415	31 211	597 PREPRED ADDITIVES, LIQUIDS	49 399	13 238	8 291
024 CHEESE AND CURD	393 524	329 010	205 475	598 MISC. CHEMICAL PRODS, NES	139 894	44 581	27 739
025 EGGS, BIRDS, VOLKS, ALBUMIN	43 500	9 236	5 729	611 LEATHER	3 075	10 655	6 558
034 FISH, FRESH, CHILLED, FROZN	1 052 109	374 649	234 226	612 MANUFACT. LEATHER ETC, NES	520	945	591
035 FISH, DRIED, SALTED, SMOKED	77 458	97 986	62 587	613 FURSKINS, TANNED, DRESSED	49	998	638
036 CRUSTACEANS, MOLLUSCS ETC	117 518	9 427	5 887	621 MATERIALS OF RUBBER	12 898	11 184	6 957
037 FISH ETC. PREP, PRSD, NES	266 248	164 775	103 357	625 RUBBER TYRES, TUBES, ETC.	30 284	9 736	6 041
041 WHEAT, MESLIN, UNMILLED	2 262 943	86 238	54 000	629 ARTICLES OF RUBBER, NES	5 231	10 327	6 396
042 RICE	909	193	119	633 CORK MANUFACTURES	2 168	969	608
043 BARLEY, UNMILLED	3 546 340	152 117	95 423	634 VENEERS, PLYWOOD, ETC.	161 239	34 812	21 569
044 MAIZE UNMILLED	1 303	79	51	635 WOOD MANUFACTURES, NES	458 648	153 647	95 449
045 OTHER CEREALS, UNMILLED	374 610	13 738	8 353	641 PAPER AND PAPERBOARD	605 251	65 383	40 742
046 MEAL, FLOUR OF WHEAT, MSLN	2 502	159	103	642 PAPER, PAPERBOARD, CUT ETC	364 418	101 797	63 740
048 CEREAL PREPARATIONS	457 403	84 140	52 854	651 TEXTILE YARN	68 906	78 448	48 814
054 VEGETABLES	2 685 003	168 250	105 057	652 COTTON FABRICS, WOVEN	7 372	18 808	11 613
056 VEGETABLES, PRPD, PRSD, NES	43 270	17 593	11 070	653 FABRICS, MAN-MADE FIBRES	3 314	11 087	6 932
057 FRUIT, NUTS EXCL. OIL NUTS	40 080	6 320	3 996	654 OTH. TEXTILE FABRIC, WOVEN	1 861	8 237	5 108
058 FRUIT, PRESERVED, PREPARED	58 399	12 629	7 824	655 KNIT, CROCHET, FABRIC NES	1 330	5 237	3 310
059 FRUIT, VEGETABLE JUICES	108 261	19 644	12 329	656 TULLE, LACE, EMBROIDRY, ETC	121	418	261
061 SUGARS, MOLASSES, HONEY	98 548	6 941	4 398	657 SPECIAL YARN, TEXTL. FABRIC	26 806	22 891	14 307
062 SUGAR CONFECTIONERY	34 537	19 145	12 021	658 TEXTILE ARTICLES NES	9 589	25 256	15 643
071 COFFEE, COFFEE SUBSTITUTE	992	504	330	659 FLOOR COVERINGS, ETC.	98 372	64 591	40 109
073 CHOCOLATE, OTH. COCOA PREP	21 959	13 365	8 453	661 LINE, CEMENT, CONSTR. MATRL	517 050	18 323	11 395
074 TEA AND MATE	250	112	69	662 CLAY, REFRCT. CONSTR. MATRL	939 015	17 425	10 989
075 SPICES	1 954	978	614	663 MINERAL MANUFACTURES, NES	2 193 450	80 997	51 017
081 ANIMAL FEED STUFF	1 284 630	49 630	31 062	664 GLASS	116 121	21 383	13 544
091 MARGARINE AND SHORTENING	4 280	814	518	665 GLASSWARE	118 317	15 312	9 589
098 EDIBLE PROD. PREPRTNS, NES	191 425	80 348	49 863	666 POTTERY	5 823	14 847	9 430
111 NON-ALCOHOL. BEVERAGE, NES	9 013	1 100	687	667 PEARLS, PRECIOUS STONES	*	*	*
112 ALCOHOLIC BEVERAGES	957 634	138 281	86 438	672 INGOTS ETC. IRON OR STEEL	43 977	2 885	1 796
121 TOBACCO, UNMANUFACTURED	148	224	150	673 FLAT-ROLLED IRON ETC.	985 351	82 575	51 214
122 TOBACCO, MANUFACTURED	26 606	87 668	54 425	674 FLAT-ROLLED PLATED IRON	57 555	6 066	3 846
211 HIDES, SKINS (EX. FURS), RAW	28 736	10 748	6 818	675 FLAT-ROLLED, ALLOY STEEL	1 535	486	310
212 FURSKINS, RAW	2 169	52 315	32 099	676 IRON, STL. BAR, SHAPES ETC.	498 714	38 514	23 849
222 DILSEED (SFT. FIX VEG. OIL)	1 883 945	170 360	108 316	677 RAILWAY TRACK IRON, STEEL	10 863	925	567
223 DILSEED (OTH. FIX. VEG. OIL)	2 206	432	262	678 WIRE OF IRON OR STEEL	9 135	1 348	833
232 SYNTHETIC RUBBER, ETC.	4 069	169	103	679 TUBES, PIPES, ETC. IRON, STL	208 136	54 066	33 572
245 FUEL WOOD, WOOD CHARCOAL	3 737	57	37	681 SILVER, PLATINUM, ETC.	38	964	590
246 WOOD IN CHIPS, PARTICLES	181 209	1 357	835	682 COPPER	40 868	17 723	11 133
247 WOOD ROUGH, ROUGH SQUARED	87 082	3 255	1 984	683 NICKEL	10	113	70
248 WOOD, SIMPLY WORKED	300 942	30 892	19 195	684 ALUMINIUM	199 587	99 541	62 010
251 PULP AND WASTE PAPER	1 062 057	40 414	25 049	685 LEAD	6 328	862	525
263 COTTON	3 523	665	414	686 ZINC	1 557	385	236
266 SYNTHETIC FIBRES	62 476	14 868	9 315	687 TIN	63	81	52
267 OTHER MAN-MADE FIBRES	2 707	185	113	688 MISC. NON-FERR. BASE METAL	948	703	425
268 WOOL, OTHER ANIMAL HAIR	2 294	381	239	691 METALLIC STRUCTURES NES	343 477	162 903	103 008
269 HORN CLOTHING, TEXTL. ARTL	6 218	867	555	692 CONTAINERS, STORAGE, TRNSP	31 278	21 993	13 717
272 FERTILIZERS, CRUDE	9 251	469	247	693 WIRE PRODUCTS EXCL. ELECT	2 437	1 872	1 164
273 STONE, SAND AND GRAVEL	8 516 300	17 211	10 784	694 NAILS, SCREWS, NUTS, ETC.	52 046	21 736	13 480
274 SULPHUR, UNRSTD. IRON PYRS	25 919	146	86	695 TOOLS	8 032	25 529	15 904
277 NATURAL ABRASIVES, NES	292	54	34	696 CUTLERY	682	2 060	1 300
				697 HOUSEHOLD EQUIPMENT, NES	35 188	35 396	22 262
				699 MANUFACT. BASE METAL, NES	266 990	135 291	84 245

7 IMPORTS AND EXPORTS (SPECIAL TRADE) BY COUNTRIES OF PRODUCTION AND CONSUMPTION AND BY GROUPS OF THE SITC-REV. III 1990

GROUP DESCRIPTION	DT = 100 KG	1 000 DM	1 000 \$	GROUP DESCRIPTION	DT = 100 KG	1 000 DM	1 000 \$
711 STEAM GENER. BOILERS, ETC.	12 604	10 568	6 536	041 WHEAT, MESLIN, UNMILLED	105 182	4 437	2 803
712 STEAM TURBINES	618	1 460	963	042 RICE	140 432	24 834	15 454
713 INTRNL COMBUS PSTN ENGIN	13 100	26 667	16 519	043 BARLEY, UNMILLED	32 322	2 166	1 363
714 ENGINES, MOTORS NON-ELECT	2 996	5 103	3 205	044 MAIZE UNMILLED	456 351	29 036	18 139
716 ROTATING ELECTRIC PLANT	51 039	79 443	49 963	045 OTHER CEREALS, UNMILLED	19 892	1 812	1 167
718 OTH. POWER GENRTNG. MACHNRY	10 839	30 644	18 949	046 MEAL, FLOUR OF WHEAT, MESLN	45 857	3 149	1 956
721 AGRIC. MACHINES, EX. TRACTR	79 909	99 965	62 263	047 OTHER CEREAL MEAL, FLOURS	232 985	13 631	8 433
722 TRACTORS	3 021	2 439	1 492	048 CEREAL PREPARATIONS	392 438	77 740	48 150
723 CIVIL ENGINEERING EQUIPT	25 781	22 301	13 910	054 VEGETABLES	208 270	23 802	14 594
724 TEXTILE, LEATHER MACHINES	9 001	24 243	14 959	056 VEGETABLES, PRPD, PRSVD, NES	106 864	22 819	14 128
725 PAPER, PULP MILL MACHINES	9 651	21 433	13 289	057 FRUIT, NUTS EXCL. OIL NUTS	271 802	42 988	26 751
726 PRINTNG, BOOKBINDNG MACHS	11 645	43 360	27 083	058 FRUIT, PRESERVED, PREPARED	46 387	13 389	8 354
727 FOOD-PROCESS. MCH. NON DOM	28 947	49 735	30 742	059 FRUIT, VEGETABLE JUICES	180 558	39 623	24 524
728 OTH. MACH. PTS, SPCL INDUST	40 890	90 455	56 306	061 SUGARS, MOLASSES, HONEY	639 795	25 597	15 944
731 METAL REMOVAL WORK TOOLS	5 767	12 850	7 954	062 SUGAR CONFECTIONERY	16 728	8 637	5 401
733 MACH-TOOLS, METAL-WORKING	16 522	21 543	13 628	071 COFFEE, COFFEE SUBSTITUTE	46 772	22 104	13 823
735 PARTS, NES, FOR MACH-TOOLS	5 422	18 639	11 563	072 COCOA	20 901	5 505	3 463
737 METALWORKING MACHNRY NES	7 491	23 894	15 138	073 CHOCOLATE, OTH. COCOA PREP	62 988	42 784	26 850
741 HEATING, COOLING EQUIP, PART	43 853	123 642	76 922	074 TEA AND MATE	2 541	2 222	1 386
742 PUMPS FOR LIQUIDS, PARTS	188 140	146 371	91 077	075 SPICES	9 398	6 743	4 199
743 PUMPS NES, CENTRIFUGS ETC	115 808	96 021	59 941	081 ANIMAL FEED STUFF	5 701 565	244 301	151 180
744 MECHANICAL HANDLING EQUIP	88 089	122 280	75 998	091 MARGARINE AND SHORTENING	92 558	10 557	6 595
745 OTH. NONELEC MCH. TOOL, NES	40 273	108 078	67 702	098 EDIBLE PROD. PREPRTNS, NES	112 026	34 041	21 167
746 BALL OR ROLLER BEARINGS	617	1 670	1 038	111 NON-ALCOHOL. BEVERAGE, NES	24 935	3 125	1 934
747 TAPS, COCKS, VALVES, ETC.	48 720	162 755	101 466	112 ALCOHOLIC BEVERAGES	139 584	36 341	22 588
748 TRANSMISSIONS SHAFTS ETC	21 526	25 380	15 799	121 TOBACCO, UNMANUFACTURED	862	329	220
749 NON-ELECT MACH. PARTS, ETC	6 459	17 303	10 696	122 TOBACCO, MANUFACTURED	3 251	9 018	5 589
751 OFFICE MACHINES	2 106	10 728	6 565	111 HIDES, SKINS (EX. FURS), RAW	12 109	3 858	2 340
752 AUTOMATC. DATA PROC. EQUIP	2 883	50 518	31 711	212 FURSKINS, RAW	110	2 194	1 325
759 PARTS, FOR OFFICE MACHINS	2 376	48 213	30 036	222 OILSEED (SFT. FIX VEG. OIL)	26 193	5 830	3 681
761 TELEVISION RECEIVERS ETC	2 551	18 435	11 483	223 OILSEED (OTH. FIX. VEG. OIL)	3 093	410	259
762 RADIO-BROADCAST RECEIVER	1 253	5 505	3 436	231 NATURAL RUBBER, ETC.	3 531	748	464
763 SOUND RECORDER, PHONOGRPH	171	3 200	1 948	232 SYNTHETIC RUBBER, ETC.	39 110	9 804	6 070
764 TELECOMM. EQUIP. PARTS NES	43 691	145 942	91 491	245 FUEL WOOD, WOOD CHARCOAL	7 487	616	370
771 ELECT POWER MACHNRY PARTS	11 784	33 567	20 958	246 WOOD IN CHIPS, PARTICLES	372 560	4 671	2 905
772 ELEC. SWITCH, RELAY, CIRCUIT	5 502	56 655	35 171	247 WOOD ROUGH, ROUGH SQUARED	771 717	11 851	7 367
773 ELECTR. DISTRIBUT. EQPT NES	2 881	6 541	4 102	248 WOOD, SIMPLY WORKED	276 148	28 249	17 340
774 ELECTRO-MEDCL. XRAY EQUIP	1 712	26 016	16 204	251 PULP AND WASTE PAPER	259 167	8 686	5 388
775 DOM. ELEC. NON-ELEC. EQUIPT	164 782	127 042	80 020	263 COTTON	3 351	667	414
776 TRANSISTORS, VALVES, ETC.	506	9 755	6 047	265 VEGETABLE TEXTILE FIBRES	195	124	74
778 ELECTRIC MACH. APPAR. NES	16 021	52 106	32 574	266 SYNTHETIC FIBRES	22 796	7 938	4 956
781 PASS. MOTOR VEHCLS. EX. BUS	41 745	72 221	45 678	267 OTHER MAN-MADE FIBRES	2 175	509	322
782 GOODS, SPCL. TRANSPORT VEH	79 156	50 052	31 674	268 WOOL, OTHER ANIMAL HAIR	2 667	1 489	927
783 ROAD MOTOR VEHICLES NES	15 493	16 469	10 418	269 WORN CLOTHING, TEXTL. ARTL	14 442	1 484	928
784 PARTS, TRACTORS, MOTOR VEH	158 689	99 368	61 779	272 FERTILIZERS, CRUDE	2 630	141	84
785 CYCLES, MOTORCYCLES ETC.	3 705	9 351	5 779	273 STONE, SAND AND GRAVEL	872 056	9 946	6 189
786 TRAILERS, SEMI-TRAILER, ETC	111 710	65 136	41 014	274 SULPHUR, UNRSTD. IRON PYRS	484 838	9 144	5 559
791 RAILWAY VEHICLES, EQUIPNT	1 193	3 361	2 122	277 NATURAL ABRASIVES, NES	11 296	94	58
792 AIRCRAFT, ASSOCD. EQUIPNT	635	14 572	9 301	278 OTHER CRUDE MINERALS	1 576 598	14 427	8 981
793 SHIP, BOAT, FLAT. STRUCTRS	11 577	28 731	17 486	281 IRON ORE, CONCENTRATES	1 169	51	31
811 PREFABRICATED BUILDINGS	103 473	33 032	20 671	282 FERROUS WASTE AND SCRAP	316 891	5 132	3 274
812 PLUMBNG, SANITRY, EQPT, ETC	78 756	32 618	20 703	284 NICKEL ORES, CONCTR, MATTE	85	47	31
813 LIGHTNG FIXTURES ETC. NES	22 519	45 121	28 085	285 ALUMINUM ORE, CONCTR, ETC	14 704	770	478
821 FURNITURE, CUSHIONS, ETC.	959 601	725 048	453 555	287 ORE, CONCENTR. BASE METALS	9 308	432	295
831 TRUNK, SUIT-CASES, BAG, ETC	1 346	6 485	4 118	288 NON-FERROUS WASTE, SCRAP	82 212	11 498	7 150
841 MENS, BOYS CLOTHING, X-KNIT	7 027	33 483	20 943	291 CRUDE ANIMAL MATERLS. NES	65 333	15 888	9 861
842 WOMEN, GIRL CLOTHING, XKNIT	10 729	54 082	33 782	292 CRUDE VEG. MATERIALS, NES	84 581	53 526	33 842
843 MENS, BOYS CLOTHING, KNIT	1 824	5 600	3 488	321 COAL, NOT AGGLOMERATED	28 799	745	465
844 WOMEN, GIRLS CLOTHING, KNIT	4 554	30 643	19 313	322 BRIQUETTES, LIGNITE, PEAT	151 636	2 890	1 757
845 OTH. TEXTILE APPAREL NES	16 963	104 321	65 514	325 COKE, SEMI-COKE, RET. CARBN	36 812	1 394	876
846 CLOTHING ACCESSRS, FABRIC	7 915	15 709	9 788	334 PETROLEUM PRODUCTS	760 327	47 510	29 689
848 CLOTHING, NONTEXTL. HEADGEAR	1 563	6 477	4 054	335 RESIDUAL PETROL PRODUCTS	1 172 854	39 698	24 656
851 FOOTWEAR	4 800	27 890	17 688	342 LIQUEFIED PROPANE, BUTANE	35 337	1 443	901
871 OPTICAL INSTRUMENTS, NES	29	997	628	344 PETROLEUM GASES, NES	1 818	63	38
872 MEDICAL INSTRUMENTS NES	22 045	72 359	45 227	351 ELECTRIC CURRENT	158 280	9 250	5 768
873 METERS, COUNTERS, NES	562	3 302	2 058	411 ANIMAL OILS AND FATS	567 009	49 691	30 925
874 MEASURE, CONTROL INSTRMNT	11 812	157 897	98 302	421 FIXED VEG. FAT, OILS, SOFT	59 069	6 287	3 873
881 PHOTOGRAPH APPAR. ETC. NES	5 629	40 641	25 293	422 FIXED VEG. FAT, OILS, OTHER	1 275 750	78 774	48 697
882 PHOTO. CINEMATOGRPH. SUPPL	888	5 147	3 242	431 ANIMAL, VEG. FATS, OILS, NES	44 368	8 412	5 207
883 CINE. FILM EXPOS. DEVELOP	15	137	84	511 HYDROCARBONS, NES, DERIVTS	261 097	44 654	27 677
884 OPTICAL GOODS NES	236	8 066	5 016	512 ALCOHOL, PHENOL, ETC. DERIV	144 445	30 468	18 865
885 WATCHES AND CLOCKS	433	3 404	2 135	513 CARBOXYLIC ACIDS, DERIVTS	61 470	23 357	14 462
891 ARMS AND AMMUNITION	134	2 408	1 532	514 NITROGEN-FUNCT. COMPOUNDS	17 435	18 339	11 695
892 PRINTED MATTER	63 460	72 540	45 357	515 ORGANO-INORGANIC COMPNDS	103 817	20 205	12 528
893 ARTICLES, NES, OF PLASTICS	207 302	204 280	127 595	522 INORGANIC CHEM. ELEMENTS	1 123 945	61 594	38 101
894 BABY CARRIAGE, TOYS, GAMES	66 251	178 844	112 400	523 METAL, SALTS, INORGAN. ACID	721 325	43 891	27 195
895 OFFICE, STATIONERY SUPPLS	2 001	4 256	2 671	524 OTHER CHEMICAL COMPOUNDS	43 658	7 000	4 312
896 WORKS OF ART, ANTIQUE ETC	7 836	33 506	20 925	525 RADIO-ACTIVE MATERIALS	14	1 909	1 183
897 GOLD, SILVERWARE, JEWEL NES	286	8 029	5 042	531 SYNTH. COLOURS, LAKES, ETC.	22 949	49 962	30 892
898 MUSICAL INSTRUMENTS, ETC.	13 956	63 508	39 730	532 DYEING, TANNING MATERIALS	3 153	1 938	1 201
899 MISC MANUFACTD GOODS NES	14 654	41 853	26 129	533 PIGMENTS, PAINTS, ETC.	205 892	105 996	65 886
961 COIN NONGOLD NONCURRENT	2	130	77	541 MEDICINES, ETC. EXC. GRP542	18 930	78 683	48 912
971 GOLD, NONMONTARY EXCL ORES	43	60 866	39 255	542 MEDICAMENTS	12 675	54 886	33 961
EXPORTS	38 979 459	11 936 738	7 408 960	551 ESSENTL. OIL, PERFUME, FLAVR	5 062	6 836	4 232
001 LIVE ANIMALS	1 980	4 487	2 786	553 PERFUMERY, COSMETICS, ETC.	25 419	31 076	19 332
011 BOVINE MEAT	239 972	147 146	91 519	554 SOAP, CLEANERS, POLISH, ETC	181 878	45 819	28 495
012 OTHER MEAT, MEAT OFFAL	87 893	32 761	20 439	562 FERTILIZER, EXCEPT GRP272	1 449 081	34 787	21 163
016 MEAT, ED. OFFL, DRY, SLT, SMK	2 372	2 319	1 432	571 POLYMERS OF ETHYLENE	310 873	64 230	39 880
017 MEAT, OFFL, PRPD, PRSVD, NES	25 143	17 322	10 710	572 POLYMERS OF STYRENE	125 207	44 594	27 555
022 MILK AND CREAM	109 306	22 312	13 704	573 POLYMERS, VINYL CHLORIDE	173 296	40 297	24 883
023 BUTTER, OTHER FAT OF MILK	8 227	4 638	2 801	574 POLYACETAL, POLYCARBONATE	157 771	71 153	44 164
024 CHEESE AND CURD	39 219	19 957	12 420	575 OTH. PLASTIC, PRIMARY FORM	459 688	143 856	89 355
025 EGGS, BIRDS, YOLKS, ALBUMIN	10 879	2 861	1 834	579 PLASTIC WASTE, SCRAP ETC	14 728	1 581	973
034 FISH, FRESH, CHILLED, FROZEN	48 397	13 258	8 129	581 PLASTIC TUBE, PIPE, HOSE	33 996	31 930	19 853
035 FISH, DRIED, SALTED, SMOKED	1 174	1 236	793	582 PLASTIC PLATE, SHEETS, ETC	301 722	166 830	103 357
036 CRUSTACEANS, MOLLUSCS ETC	2 143	2 713	1 687	583 MONOFILAMENT OF PLASTICS	29 778	21 207	13 192
037 FISH ETC. PREPD, PRSVD, NES	13 645	10 670	6 632	591 INSECTICIDES, ETC.	45 769	74 560	44 767
				592 STARCHES, INULIN, ETC.	194 592	35 086	21 810

GROUP DESCRIPTION	DT = 100 KG	1 000 DM	1 000 \$	GROUP DESCRIPTION	DT = 100 KG	1 000 DM	1 000 \$
593 EXPLOSIVES, PYROTECHNICS	2 896	4 426	2 756	782 GOODS, SPCL TRANSPORT VEH	102 889	155 315	96 680
597 PREPRD ADDITIVES, LIQUIDS	48 281	18 383	11 463	783 ROAD MOTOR VEHICLES NES	16 530	35 887	22 232
598 MISC. CHEMICAL PRDCTS, NES	636 658	123 365	76 513	784 PARTS, TRACTORS, MOTOR VEH	134 272	237 307	147 341
600 CPL IND PLANT CHAP 69-76	2 507	976	578	785 CYCLES, MOTORCYCLES ETC.	23 626	44 855	27 555
611 LEATHER	2 023	9 503	5 836	786 TRAILERS, SEMI-TRAILER, ETC	144 583	129 239	79 713
612 MANUFACT. LEATHER ETC. NES	769	3 272	2 046	791 RAILWAY VEHICLES, EQUIPNT	29 056	37 903	23 420
613 FURSKINS, TANNED, DRESSED	61	1 350	833	792 ATRCRAFT, ASSOCTD. EQUIPNT	889	41 750	26 400
621 MATERIALS OF RUBBER	30 002	25 846	16 030	793 SHIP, BOAT, FLOAT, STRUCTRS	74 477	34 799	21 433
625 RUBBER TYRES, TUBES, ETC.	81 746	51 740	31 992	811 PREFABRICATED BUILDINGS	12 719	4 381	2 642
629 ARTICLES OF RUBBER, NES	15 945	36 908	22 908	812 PLUMBING, SANITRY, EQPT. ETC	18 007	24 984	15 536
633 CORK MANUFACTURES	1 664	2 149	1 339	813 LIGHTNG FIXTURES ETC. NES	11 499	29 507	18 941
634 VENEERS, PLYWOOD, ETC.	929 273	105 705	65 456	821 FURNITURE, CUSHIONS, ETC.	148 391	96 636	59 856
635 WOOD MANUFACTURES, NES	93 232	23 052	14 223	831 TRUNK, SUIT-CASES, BAG, ETC	4 035	13 882	8 643
641 PAPER AND PAPERBOARD	811 576	155 594	96 727	841 MENS, BOYS CLOTHNG, X-KNIT	5 670	35 621	22 123
642 PAPER, PAPERBOARD, CUT ETC	514 193	176 115	109 345	842 WOMEN, GIRL CLOTHING, XKNIT	12 343	97 621	60 482
651 TEXTILE YARN	180 880	144 722	90 112	843 MENS, BOYS CLOTHING, KNIT	842	3 223	1 989
652 COTTON FABRICS, WOVEN	25 574	42 837	26 438	844 WOMEN, GIRLS CLOTHING, KNIT	2 096	12 918	8 000
653 FABRICS, MAN-MADE FIBRES	31 229	80 483	49 902	845 OTHR. TEXTILE APPAREL, NES	7 450	36 973	22 889
654 OTH. TEXTILE FABRIC, WOVEN	5 554	8 390	5 249	846 CLOTHING ACCESSRS, FABRIC	3 201	15 658	9 826
655 KNIT, CROCHET, FABRIC NES	5 887	14 324	8 892	848 CLOTHING, NONXTL; HEADGEAR	2 115	13 138	8 153
656 TULLE, LACE, EMBROIDRY, ETC	2 341	7 821	4 871	851 FOOTWEAR	14 684	56 969	35 221
657 SPECIAL YARN, XTLL. FABRIC	63 726	79 297	49 354	871 OPTICAL INSTRUMENTS, NES	337	12 079	7 462
658 TEXTILE ARTICLES NES	23 077	26 110	16 300	872 MEDICAL INSTRUMENTS NES	7 474	48 587	30 137
659 FLOOR COVERINGS, ETC.	45 026	33 171	20 625	873 METERS, COUNTERS, NES	3 461	16 248	10 083
661 LTME, CEMENT, CONSTR. MATRL	358 412	14 453	8 994	874 MEASURE, CONTROL INSTRMNT	9 999	165 390	102 456
662 CLAY, REFCT. CONSTR. MATRL	225 322	27 280	16 899	881 PHOTOGRAPH APPAR, ETC. NES	2 794	27 794	17 052
663 MINERAL MANUFACTURES, NES	358 688	52 614	32 625	882 PHOTO. CINEMATOPRPH, SUPPL	50 084	111 606	69 207
664 GLASS	150 750	40 227	25 081	883 CINE. FILM EXPOSD, DEVELPD	32	413	256
665 GLASSWARE	224 857	44 656	27 774	884 OPTICAL GOODS NES	568	33 854	20 866
666 POTTERY	21 868	14 765	9 175	885 WATCHES AND CLOCKS	1 563	16 968	10 644
667 PEARLS, PRECIOUS STONES	-	-	-	891 ARMS AND AMMUNITION	1 982	9 481	5 817
671 PIG IRON, SPIEGELEISN, ETC	19 282	3 924	2 427	892 PRINTED MATTER	249 026	151 093	94 172
672 INGOTS ETC. IRON OR STEEL	42 303	2 915	1 783	893 ARTICLES, NES, OF PLASTICS	201 032	165 938	103 008
673 FLAT-ROLLED IRON ETC.	1 200 293	109 085	67 699	894 BABY CARRIAGE, TOYS, GAMES	22 104	38 414	23 946
674 FLAT-ROLLED PLATED IRON	519 106	73 428	45 568	895 OFFICE, STATIONERY SUPPLS	9 549	28 003	17 340
675 FLAT-ROLLED, ALLOY STEEL	223 834	69 406	43 371	896 WORKS OF ART, ANTIQUE ETC	510	42 404	26 216
676 IRON, STL, BAR, SHAPES ETC.	881 142	107 673	66 856	897 GOLD, SILVERWARE, JEWEL NES	34 238	23 565	14 723
677 RAILWAY TRACK IRON, STEEL	9 663	2 808	1 742	898 MUSICAL INSTRUMENTS, ETC.	256	100 210	62 295
678 WIRE OF IRON OR STEEL	136 307	20 853	12 958	899 MISC MANUFACTRD GOODS NES	53 284	54 318	

7 IMPORTS AND EXPORTS (SPECIAL TRADE) BY COUNTRIES OF PRODUCTION AND CONSUMPTION AND BY GROUPS OF THE SITC-REV. III 1990

GROUP DESCRIPTION	DT = 100 KG	1 000 DM	1 000 \$	GROUP DESCRIPTION	DT = 100 KG	1 000 DM	1 000 \$
522 INORGANIC CHEM.ELEMENTS	13 110	3 846	2 401	792 AIRCRAFT, ASSOCTD. EQUIPNT	36	1 696	1 057
531 SYNTH.COLOURS, LAKES, ETC.	2 835	8 752	5 415	793 SHIP, BOAT, FLOAT, STRUCTRS	840	1 009	625
533 PIGMENTS, PAINTS, ETC.	247	152	88	812 PLUMBING, SANITRY, EQPT. ETC	551	287	181
542 MEDICAMENTS	335	6 224	3 847	813 LIGHTING FIXTURES ETC. NES	726	992	619
551 ESSNTL. OIL, PERFUME, FLAVR	946	915	549	821 FURNITURE, CUSHIONS, ETC.	5 818	3 207	1 970
553 PERFUMERY, COSMETICS, ETC.	535	621	387	831 TRUNK, SUIT-CASES, BAG, ETC	143	768	472
562 FERTILIZER, EXCEPT GRP272	777 506	17 911	11 037	841 MENS, BOYS CLOTHNG, X-KNIT	21 019	93 878	58 407
571 POLYMERS OF ETHYLENE	258	69	41	842 WOMEN, GIRL CLOTHNG, XKNIT	83 553	535 400	331 581
572 POLYMERS OF STYRENE	198	74	47	843 MENS, BOYS CLOTHING, KNIT	20 116	68 863	42 862
574 POLYACETAL, POLYCARBONATE	1 844	923	570	844 WOMEN, GIRLS CLOTHNG, KNIT	34 905	161 852	100 785
575 OTH. PLASTIC, PRIMARY FORM	213	52	33	845 OTHR. TEXTILE APPAREL, NES	139 855	559 609	346 809
581 PLASTIC TUBE, PIPE, HOSE	16 807	7 970	4 916	846 CLOTHING ACCESSRS, FABRIC	13 567	37 534	23 394
582 PLASTIC PLATE, SHEETS, ETC	888	546	334	848 CLOTHING, NONXTL; HEADGEAR	2 570	165 517	103 919
583 MONOFILAMENT OF PLASTICS	124	53	34	851 FOOTWEAR	5 477	27 444	16 904
591 INSECTICIDES, ETC.	36	141	84	872 MEDICAL INSTRUMENTS NES	70	379	238
598 MISC. CHEMICAL PRODS. NES	5 195	1 312	809	874 MEASURE, CONTROL INSTRMNT	56	2 420	1 485
611 LEATHER	2 129	4 391	2 764	881 PHOTOGRAPH APPAR. ETC. NES	6	347	207
613 FURSKINS, TANNED, DRESSED	808	20 747	12 760	882 PHOTO. CINEMATOPRPH. SUPPL	127	471	289
621 MATERIALS OF RUBBER, ETC.	228	139	85	884 OPTICAL GOODS NES		55	36
625 RUBBER TYRES, TUBES, ETC.	11 726	7 539	4 718	892 PRINTED MATTER	8 298	6 401	3 993
628 ARTICLES OF RUBBER, NES	728	321	203	893 ARTICLES, NES, OF PLASTICS	8 166	10 661	6 645
634 VENEERS, PLYWOOD, ETC.	31 548	7 659	4 793	894 BABY CARRIAGE, TOYS, GAMES	542	916	568
635 WOOD MANUFACTURES, NES	1 124	510	319	896 WORKS OF ART, ANTIQUE ETC	203	5 672	3 522
641 PAPER AND PAPERBOARD	921	279	179	897 GOLD, SILVERWARE, JEWEL NES	58	2 648	1 633
642 PAPER, PAPERBOARD, CUT ETC	6 563	2 930	1 810	898 MUSICAL INSTRUMENTS, ETC.	707	2 703	1 685
651 TEXTILE YARN	178 947	141 128	87 383	899 MISC MANUFACTRD GOODS NES	1 133	4 434	2 764
652 COTTON FABRICS, WOVEN	4 431	5 201	3 205	971 GOLD, NONMONTRY EXCL ORES		80	47
653 FABRICS, MAN-MADE FIBRES	8 600	6 037	3 742				
654 OTH. TEXTILE FABRIC, WOVEN	172	615	3 367	EXPORTS	9 608 964	6 346 733	3 921 831
655 KNIT, CROCHET, FABRIC NES	3 635	5 555	3 496	001 LIVE ANIMALS	8 436	3 823	2 413
656 TULLE, LACE, EMBROIDRY, ETC	185	3 182	1 986	011 BOVINE MEAT	455 718	303 509	187 762
657 SPECIAL YARN, TXTL. FABRIC	569	659	409	012 OTHER MEAT, MEAT OFFAL	131 868	60 043	37 101
658 TEXTILE ARTICLES NES	63 788	89 509	55 867	016 MEAT, ED. OFFL, DRY, SLT, SMK	36	63	38
659 FLOOR COVERINGS, ETC.	14 032	14 776	9 209	017 MEAT, OFFL, PRPD, PRSVD, NES	10 040	7 923	4 943
661 LIME, CEMENT, CONSTR. MATRL	139 886	20 482	12 712	022 MILK AND CREAM	376 323	101 706	62 631
662 CLAY, REFRCT. CONSTR. MATRL	54 889	7 446	4 494	023 BUTTER, OTHER FAT OF MILK	7 235	5 598	3 431
663 MINERAL MANUFACTURES, NES	2 185	11 031	6 254	024 CHEESE AND CURD	139 467	108 582	66 561
666 POTTERY	9 400	4 927	3 070	025 EGGS, BIRDS, VOLKS, ALBUMIN	1 776	794	474
667 PEARLS, PRECIOUS STONES				034 FISH, FRESH, CHILLED, FROZN	1 809	912	552
671 PIG IRON, SPIEGELEISN, ETC	454 588	110 584	68 572	035 FISH, DRIED, SALTED, SMOKED	4 950	480	292
672 INGOTS ETC. IRON OR STEEL	7 104	487	289	036 CRUSTACEANS, MOLLUSCS ETC	116	146	90
673 FLAT-ROLLED IRON ETC.	86 580	9 378	5 916	037 FISH ETC. PREPO, PRSVD, NES	8 910	5 993	3 692
674 FLAT-ROLLED PLATED IRON	84 636	10 080	6 291	042 RICE	6 874	2 126	1 325
675 FLAT-ROLLED, ALLOY STEEL	801	127	75	048 CEREAL PREPARATIONS	72 577	28 970	17 997
676 IRON, STL. BAR, SHAPES ETC.	547	52	32	054 VEGETABLES	34 911	2 565	1 575
678 WIRE OF IRON OR STEEL	837	98	65	056 VEGETABLES, PRPD, PRSVD, NES	25 376	4 849	2 987
679 TUBES, PIPES, ETC. IRON, STL	16 038	1 669	1 067	057 FRUIT, NUTS EXCL. OIL NUTS	13 524	5 137	3 223
681 SILVER, PLATINUM, ETC.	6	260	159	058 FRUIT, PRESERVED, PREPARED	10 074	4 398	2 736
682 COPPER	42 721	26 040	16 269	059 FRUIT, VEGETABLE JUICES	18 023	3 923	2 374
683 NICKEL	50	82	52	061 SUGARS, MOLASSES, HONEY	18 805	5 040	3 119
684 ALUMINIUM	162 887	78 849	48 884	062 SUGAR CONFECTIONERY	4 525	3 021	1 869
689 MISC. NON-FERR. BASE METAL	232	55	33	071 COFFEE, COFFEE SUBSTITUTE	9 676	10 205	6 318
691 METALLIC STRUCTURES NES	1 978	546	345	072 COCOA	13 984	6 440	4 049
692 CONTAINERS, STORAGE, TRNSP	137	90	54	073 CHOCOLATE, OTH. COCOA PREP	17 812	13 353	8 439
693 WIRE PRODUCTS EXCL. ELECT	124	75	48	075 SPICES	592	732	441
695 TOOLS	325	2 897	1 832	081 ANIMAL FEED STUFF	97 142	16 524	10 211
696 CUTLERY	17	52	32	091 MARGARINE AND SHORTENING	21 846	3 146	1 957
697 HOUSEHOLD EQUIPMENT, NES	2 280	3 498	2 152	098 EDIBLE PROD. PREPRTNS, NES	33 684	25 588	15 873
699 MANUFACTS. BASE METAL, NES	6 035	2 595	1 609	111 NON-ALCOHOL. BEVERAGE, NES	76 705	14 147	8 698
713 INTRNL COMBUS PSTN ENGIN	658	790	502	112 ALCOHOLIC BEVERAGES	98 550	19 320	11 791
714 ENGINES, MOTORS NON-ELECT		51	33	121 TOBACCO, UNMANUFACTURED	12 241	22 251	13 772
716 ROTATING ELECTRIC PLANT	415	373	234	122 TOBACCO, MANUFACTURED	29 390	50 254	31 184
718 OTH. POWR. GENRTNG. MACHNRY	67	122	82	211 HIDES, SKINS (EX. FURS), RAW	11 696	4 170	2 593
721 AGRIC. MACHINES, EX. TRACTR	168	267	170	222 OILSEED (SFT. FIX VEG. OIL)	613	99	61
724 TEXTILE, LEATHER MACHINES	833	2 461	1 545	223 OILSEED (OTH. FIX. VEG. OIL)	414	56	36
725 PAPER, PULP MILL MACHINES	40	75	48	231 NATURAL RUBBER, ETC.	3 671	601	373
726 PRINTNG, BDDKBINDNG MACHS	271	452	280	232 SYNTHETIC RUBBER, ETC.	11 053	3 556	2 188
727 FOOD-PROCESS. MCH. NON DDM	467	891	552	246 WOOD IN CHIPS, PARTICLES	4 902	85	53
728 OTH. MACH. PTS, SPCL INDUST	356	545	337	247 WOOD ROUGH, ROUGH SQUARED	4 550	276	175
731 METAL REMOVAL WORK TOOLS	124	520	318	248 WOOD, SIMPLY WORKED	18 426	3 053	1 869
733 MACH-TOOLS, METAL-WORKING	315	1 297	776	251 PULP AND WASTE PAPER	1 471	280	172
735 PARTS, NES, FOR MACH-TOOLS	16	152	93	263 COTTON	2 589	828	516
737 METALWORKING MACHNRY NES	1 105	753	452	266 SYNTHETIC FIBRES	40 373	13 506	8 286
741 HEATNG, COOLNG EQUIP, PART	600	1 048	643	267 OTHER MAN-MADE FIBRES	26 486	16 631	10 394
742 PUMPS FOR LIQUIDS, PARTS	227	621	408	268 WOOL, OTHER ANIMAL HAIR	8 284	11 320	7 013
743 PUMPS NES, CENTRIFUGS ETC	127	769	510	269 WORN CLOTHING, TEXTL. ARTL	2 942	606	378
744 MECHANICAL HANDLING EQUIP	379	443	284	273 STONE, SAND AND GRAVEL	18 951	542	333
745 OTH. NONELEC MCH. TOOL, NES	217	842	537	277 NATURAL ABRASIVES, NES	48	9 761	5 991
747 TAPS, COCKS, VALVES, ETC.	1 926	2 694	1 678	278 OTHER CRUDE MINERALS	46 425	2 476	1 523
748 TRANSMISSIONS SHAFTS ETC	633	640	404	282 FERROUS WASTE AND SCRAP	6 942	385	235
749 NON-ELECT MACH. PARTS, ETC	181	3 787	2 321	285 ALUMINIUM ORE, CONCTR. ETC	1 639	261	156
751 OFFICE MACHINES	38	217	133	287 ORE, CONCENTR. BASE METALS	621	108	63
752 AUTOMATC. DATA PROC. EQUIP	17	505	314	288 NON-FERROUS WASTE, SCRAP	795	198	121
759 PARTS, FOR OFFICE MACHINES	25	1 059	673	291 CRUDE ANIMAL MATERLS, NES	6 362	1 895	1 167
761 TELEVISION RECEIVERS ETC	55	274	174	292 CRUDE VEG. MATERIALS, NES	3 697	4 687	2 920
763 SOUND RECORDER, PHONOGRPH	58	140	87	322 BRIQUETTES, LIGNITE, PEAT	88 950	1 738	1 073
764 TELECOMM. EQUIP. PARTS NES	563	5 578	3 529	334 PETROLEUM PRODUCTS	49 424	12 180	7 558
771 ELECT POWER MACHNRY, PARTS	5	212	128	335 RESIDUAL PETROL. PRODUCTS	26 226	2 840	1 749
772 ELEC. SWITCH, RELAY, CIRCUIT	14 930	26 547	16 489	342 LIQUEFIED PROPANE, BUTANE	3 285	203	124
773 ELECTR. DISTRIB. EQPT NES	5 892	2 562	1 601	411 ANIMAL OTLS AND FATS	3 963	731	450
774 ELECTRO-MEDCL. XRAY EQUIP	1	438	268	421 FIXED VEG. FAT, OILS, SOFT	29 769	3 188	2 001
775 DOM. ELEC. NON-ELEC. EQUIPT	2 633	2 946	1 844	422 FIXED VEG. FAT, OILS, OTHER	9 330	1 125	697
776 TRANSISTORS, VALVES, ETC.	3	201	131	431 ANIMAL, VEG. FATS, OILS, NES	48 737	6 838	4 238
778 ELECTRIC. MACH. APPART. NES	18 857	32 532	20 488	511 HYDROCARBONS, NES, DERIVTS	44 076	5 244	3 188
781 PASS. MOTOR VEHCLS, EX. BUS	931	1 528	977	512 ALCOHOL, PHENOL, ETC. DERIV	38 039	9 042	5 545
782 GOODS, SPCL. TRANSPORT VEH	473	1 57	98	513 CARBOXYLIC ACIDS, DERIVTS	124 555	22 994	14 232
784 PARTS, TRACTORS, MOTOR VEH	905	1 508	937	514 NITROGEN-FUNCT. COMPOUNDS	25 197	15 961	10 441
785 CYCLES, MOTORCYCLES ETC.	346	257	156	515 ORGANO-INORGANIC COMPNDS	12 795	26 839	16 472
786 TRAILERS, SEMI-TRAILER, ETC	1 417	938	584				

7 IMPORTS AND EXPORTS (SPECIAL TRADE) BY COUNTRIES OF PRODUCTION AND CONSUMPTION AND BY GROUPS OF THE SITC-REV. III 1990

GROUP DESCRIPTION	DT = 100 KG	1 000 DM	1 000 \$	GROUP DESCRIPTION	DT = 100 KG	1 000 DM	1 000 \$
516 OTHER ORGANIC CHEMICALS	9 056	4 896	3 046	737 METALWORKING MACHNRY NES	4 437	10 792	6 583
522 INORGANIC CHEM. ELEMENTS	56 594	12 548	7 755	741 HEATING, COOLING EQUIP, PART	.	.	.
523 METAL, SALTS, INORGAN. ACID	136 763	14 655	9 101	742 PUMPS FOR LIQUIDS, PARTS	15 118	36 176	22 477
524 OTHER CHEMICAL COMPOUNDS	57 750	6 331	3 908	743 PUMPS NES, CENTRIFUGS ETC	24 087	53 353	32 894
525 RADIO-ACTIVE MATERIALS	5	638	397	744 MECHANICAL HANDLING EQUIP	32 485	34 878	21 608
531 SYNTH. COLOURS, LAKES, ETC.	11 662	25 082	15 464	745 OTH. NONELEC MCH. TOOL, NES	13 499	56 702	35 081
532 DYEING, TANNING MATERIALS	10 150	2 709	1 662	746 BALL OR ROLLER BEARINGS	3 677	13 147	8 152
533 PIGMENTS, PAINTS, ETC.	141 280	76 999	47 750	747 TAPS, COCKS, VALVES, ETC.	10 938	40 907	25 343
541 MEDICINES, ETC. EXC. GRP542	5 634	31 971	19 755	748 TRANSMISSIONS SHAFTS ETC	12 470	34 090	21 070
542 MEDICAMENTS	8 489	100 195	62 088	749 NON-ELECT MACH. PARTS, ETC	4 997	20 345	12 488
551 ESSNTL. OIL, PERFUME, FLAVR	2 695	6 411	3 993	751 OFFICE MACHINES	2 418	11 422	7 043
553 PERFUMERY, COSMETICS, ETC.	18 912	19 025	11 769	752 AUTOMAT. DATA PROC. EQUIP	3 583	42 684	26 654
554 SOAP, CLEANERS, POLISH, ETC	119 561	39 184	24 249	753 PARTS, FOR OFFICE MACHINS	3 780	10 298	6 348
562 FERTILIZER, EXCEPT GRP272	584 935	19 005	11 662	761 TELEVISION RECEIVERS ETC	26 833	81 500	49 953
571 POLYMERS OF ETHYLENE	111 153	21 525	13 340	762 RADIO-BROADCAST RECEIVER	845	5 571	3 462
572 POLYMERS OF STYRENE	42 768	11 706	7 255	763 SOUND RECORDER, PHONOGRPH	484	2 735	1 688
573 POLYMERS, VINYL CHLORIDE	18 205	4 817	2 894	764 TELECOMM. EQUIP. PARTS NES	9 850	129 711	77 539
574 POLYACETAL, POLYCARBONATE	34 006	12 309	7 589	771 ELECT POWER MACHNRY PARTS	5 521	11 119	6 889
575 OTH. PLASTIC, PRIMARY FORM	116 196	47 413	29 347	772 ELECT. SWITCH, RELAY, CIRCUIT	14 369	65 135	40 205
579 PLASTIC WASTE, SCRAP ETC	62 831	3 842	2 383	773 ELECTRT DISTRIB. EQPT NES	7 130	8 670	5 434
581 PLASTIC TUBE, PIPE, HOSE	10 530	14 183	8 787	774 ELECTRO-MEDCL. XRAY EQUIP	881	18 454	11 435
582 PLASTIC PLATE, SHEETS, ETC	63 916	41 991	26 154	775 DOM. ELEC. NON-ELEC. EQUIPT	134 007	176 303	108 357
583 MONOFILAMENT OF PLASTICS	9 438	6 819	4 234	776 TRANSISTORS, VALVES, ETC.	1 602	7 562	4 683
591 INSECTICIDES, ETC.	23 694	41 744	25 183	778 ELECTRIC. MACH. APPART. NES	67 154	82 081	50 949
592 STARCHES, INULIN, ETC.	32 848	11 978	7 406	781 PASS. MOTOR VEHCLS. EX. BUS	319 778	627 019	385 853
593 EXPLOSIVES, PYROTECHNICS	205	432	265	782 GOODS, SPCL TRANSPORT VEH	356 268	148 758	91 099
597 PREPRD ADDITIVES, LIQUIDS	25 691	9 862	6 111	783 ROAD MOTOR VEHICLES NES	42 844	44 002	26 986
598 MISC. CHEMICAL PRODS. NES	137 578	56 900	35 228	784 PARTS, TRACTORS, MOTOR VEH	168 846	175 259	108 153
600 CPL IND PLANT CHAP 69-76	512	315	201	785 CYCLES, MOTORCYCLES ETC.	3 572	6 027	3 692
611 LEATHER	4 355	3 787	2 360	786 TRAILERS, SEMI-TRAILR, ETC	31 271	10 031	6 200
612 MANUFACT. LEATHER ETC. NES	46	327	204	791 RAILWAY VEHICLES, EQUIPNT	8 619	43 830	27 352
613 FURS/KINS, TANNED, DRESSED	6 531	127 540	79 295	792 AIRCRAFT, ASSOCTD. EQUIPNT	508	18 298	10 934
621 MATERIALS OF RUBBER	5 544	7 259	4 527	793 SHIP, BOAT, FLOAT, STRUCTRS	20 730	14 066	8 412
625 RUBBER TYRES, TUBES, ETC.	53 696	35 353	21 827	800 CPL IND PLANT CHAP 90/94	26	630	373
629 ARTICLES OF RUBBER, NES	4 473	12 153	7 560	811 PREFABRICATED BUILDINGS	359	274	165
633 CORK MANUFACTURES	46	157	99	812 PLUMBING, SANITRY, EQPT. ETC	59 993	23 674	14 601
634 VENEERS, PLYWOOD, ETC.	60 923	15 648	9 654	813 LIGHTING FIXTURES ETC. NES	3 182	10 064	6 214
635 WOOD MANUFACTURES, NES	12 386	14 267	8 726	821 FURNITURE, CUSHIONS, ETC.	42 989	35 680	22 011
641 PAPER AND PAPERBOARD	341 300	69 879	43 272	831 TRUNK, SUIT-CASES, BAG, ETC	942	2 236	1 371
642 PAPER, PAPERBOARD, CUT ETC	137 531	65 098	39 941	841 MENS, BOYS CLOTHING, X-KNIT	2 256	16 383	10 269
651 TEXTILE YARN	68 712	79 936	49 462	842 WOMEN, GIRL CLOTHING, XKNIT	9 807	54 970	34 300
652 COTTON FABRICS, WOVEN	40 025	89 991	55 916	843 MENS, BOYS CLOTHING, KNIT	2 086	7 813	4 831
653 FABRICS, MAN-MADE FIBRES	76 260	278 995	173 206	844 WOMEN, GIRLS CLOTHING, KNIT	2 274	8 290	5 107
654 OTH. TEXTILE FABRIC, WOVEN	12 729	61 895	38 216	845 OTHR. TEXTILE APPAREL, NES	3 319	18 872	11 687
655 KNIT, CROCHET, FABRIC NES	22 085	53 178	33 058	846 CLOTHING ACCESSRS, FABRIC	10 601	30 507	18 954
656 TULLE, LACE, EMBROIDRY, ETC	1 949	12 706	7 868	848 CLOTHING, NONXTL; HEADGEAR	1 920	13 604	8 484
657 SPECIAL YARN, TXTL. FABRIC	29 337	49 480	30 726	851 FOOTWEAR	1 193	3 922	2 404
658 TEXTILE ARTICLES NES	4 659	8 449	5 184	871 OPTICAL INSTRUMENTS, NES	120	4 005	2 472
659 FLOOR COVERINGS, ETC.	6 409	10 899	6 858	872 MEDICAL INSTRUMENTS NES	2 049	28 961	17 988
661 LIME, CEMENT, CONSTR. MATRL	2 788	1 030	619	873 METERS, COUNTERS, NES	881	3 801	2 374
662 CLAY, REFRACT. CONSTR. MATRL	69 269	12 374	7 756	874 MEASURE, CONTROL INSTRMNT	4 407	52 780	32 680
663 MINERAL MANUFACTURES, NES	34 579	14 194	8 785	881 PHOTOGRAPH APPAR. ETC. NES	1 355	13 718	8 445
664 GLASS	64 541	9 685	5 934	882 PHOTO. CINEMATOGRPH. SUPPL	9 221	19 665	12 151
665 GLASSWARE	62 317	22 042	13 645	883 CINE. FILM EXPOSD. DEVELOPD	6	150	95
666 POTTERY	14 005	12 303	7 634	884 OPTICAL GOODS NES	61	5 593	3 472
667 PEARLS, PRECIOUS STONES	.	.	.	885 WATCHES AND CLOCKS	1 259	14 095	8 765
671 PIG IRON, SPIEGELEISN, ETC	12 228	2 082	1 276	891 ARMS AND AMMUNITION	1 741	3 771	2 342
672 INGOTS ETC. IRON OR STEEL	160 598	6 619	4 209	892 PRINTED MATTER	24 645	29 686	18 354
673 FLAT-ROLLED IRON ETC.	1 145 771	70 116	43 304	893 ARTICLES, NES, OF PLASTICS	52 052	48 016	29 801
674 FLAT-ROLLED PLATED IRON	264 271	37 022	22 564	894 BABY CARRIAGE, TOYS, GAMES	9 195	17 361	10 837
675 FLAT-ROLLED, ALLOY STEEL	68 600	22 071	13 611	895 OFFICE, STATIONERY SUPPLS	3 445	14 697	9 156
676 IRON, STL. BAR, SHAPES ETC.	123 438	11 721	7 308	896 WORKS OF ART, ANTIQUE ETC	11	959	583
677 RAILWAY TRACK IRON, STEEL	1 043	204	128	897 GOLD, SILVERWARE, JEWEL NES	146	2 852	1 763
678 WIRE OF IRON OR STEEL	9 288	1 545	963	898 MUSICAL INSTRUMENTS, ETC.	5 561	17 659	10 964
679 TUBES, PIPES, ETC. IRON, STL	114 288	18 806	11 685	899 MISC MANUFACTD GOODS NES	10 614	38 769	24 155
681 SILVER, PLATINUM, ETC.	424	11 763	7 291	941 COMPL IND PLANT CHAPT 99	59	328	192
682 COPPER	25 444	21 169	13 055	971 GOLD, NONMONTY EXCL DRES	.	2 102	1 303
683 NICKEL	163	510	312				
684 ALUMINIUM	74 034	42 730	26 414				
685 LEAD	9 489	1 758	1 102	PORTUGAL			
686 ZINC	8 476	2 454	1 541				
687 TIN	327	634	395	IMPORTS	12 159 779	4 729 325	2 937 303
689 MISC. NON-FERR. BASE METAL	200	1 385	843	012 OTHER MEAT, MEAT OFFAL	203	127	74
691 METALLIC STRUCTURES NES	38 126	25 136	15 434	024 CHEESE AND CURD	209	150	93
692 CONTAINERS, STORAGE, TRNSP	9 321	9 600	5 783	025 EGGS, BIRDS, YOLKS, ALBUMIN	50	70	43
693 WIRE PRODUCTS EXCL. ELECT	18 780	10 547	6 616	034 FISH, FRESH, CHILLED, FROZN	5 603	2 374	1 569
694 NAILS, SCREWS, NUTS, ETC.	8 298	8 107	5 011	036 CRUSTACEANS, MOLLUSCS ETC	2 787	612	380
695 TOOLS	11 127	26 501	16 346	037 FISH ETC. PREPD, PRSVD. NES	26 680	17 622	10 970
696 CUTLERY	2 252	11 299	6 983	042 RICE	5 089	656	395
697 HOUSEHOLD EQUIPMENT, NES	10 213	20 788	12 781	054 VEGETABLES	26 019	3 801	2 433
699 MANUFACTS. BASE METAL, NES	35 153	42 736	25 894	056 VEGETABLES, PRPD, PRSVD. NES	25 057	5 491	3 394
700 CPL IND PLANT (84/85/87)	2 405	8 962	5 380	057 FRUIT, NUTS EXCL. OIL NUTS	17 275	5 074	3 156
711 STEAM GENER. BOILERS, ETC.	6 085	23 395	14 154	058 FRUIT, PRESERVED, PREPARED	465	70	44
712 STEAM TURBINES	2 159	4 581	2 866	059 FRUIT, VEGETABLE JUICES	3 280	442	262
713 INTRNL COMBUS PSTN ENGIN	48 669	55 041	34 106	071 COFFEE, COFFEE SUBSTITUTE	1 99	126	79
714 ENGINES, MOTORS NON-ELECT	89	7 956	4 784	098 EDIBLE PROD. PREPRTNS, NES	1 400	161	100
716 ROTATING ELECTRIC PLANT	15 861	28 046	17 480	111 NON-ALCOHOL. BEVERAGE, NES	3 225	166	101
718 OTH. POWR. GENRTRNG. MACHNRY	575	1 916	1 182	112 ALCOHOLIC BEVERAGES	110 378	47 292	29 409
721 AGRIC. MACHINES, EX. TRACTR	11 912	14 579	8 896	122 TOBACCO, MANUFACTURED	12	84	49
722 TRACTORS	39 218	37 402	23 075	211 HIDES, SKINS (EX. FURS), RAW	1 051	90	56
723 CIVIL ENGINEERING EQUIPT	84 461	29 726	18 436	244 CORK, NATURAL, RAW; WASTE	35 681	8 467	5 281
724 TEXTILE, LEATHER MACHINES	17 171	87 624	54 083	245 FUEL WOOD, WOOD CHARCOAL	750	55	33
725 PAPER, PULP MILL MACHINES	2 090	5 677	3 539	247 WOOD ROUGH, ROUGH SQUARED	600	50	30
726 PRINTING, BOOKBINDING MACHS	8 562	28 588	17 823	248 WOOD, SIMPLY WORKED	504 584	21 066	12 836
727 FOOD-PROCESS. MCH. NON DOM	2 752	11 576	7 134	251 PULP AND WASTE PAPER	1 834 113	206 830	128 151
728 JTH. MACH. PTS, SPCL INDUSTR	32 673	85 433	52 476	266 SYNTHETIC FIBRES	2 856	827	522
731 METAL REMOVAL WORK TOOLS	4 669	5 786	3 642	268 WOOL, OTHER ANIMAL HAIR	263	206	126
733 MACH-TOOLS, METAL-WORKING	3 819	4 376	2 702	269 WORN CLOTHING, TEXTL. ARTL	927	200	122
735 PARTS, NES, FOR MACH-TOOLS	1 209	3 292	2 046	273 STONE, SAND AND GRAVEL	112 418	7 021	4 365

7 IMPORTS AND EXPORTS (SPECIAL TRADE) BY COUNTRIES OF PRODUCTION AND CONSUMPTION AND BY GROUPS OF THE SITC-REV. III 1990

GROUP DESCRIPTION	DT = 100 KG	1 000 DM	1 000 \$	GROUP DESCRIPTION	DT = 100 KG	1 000 DM	1 000 \$
278 OTHER CRUDE MINERALS	2 440	132	83	743 PUMPS NES,CENTRIFUGS ETC	7 695	9 527	5 930
282 FERROUS WASTE AND SCRAP	390	68	43	744 MECHANICAL HANDLING EQUIP	6 448	3 167	1 986
283 COPPER ORES,CONCENTRATES	1 880 214	146 347	89 901	745 OTH.NONELEC MCH,TOOL,NES	282	826	524
287 URE,CONCENTR. BASE METALS	2 017	952	588	746 BALL OR ROLLER BEARINGS	7 128	34 464	21 450
288 NON-FERROUS WASTE,SCRAP	9 749	2 510	1 568	747 TAPS,COCKS,VALVES,ETC.	2 294	1 526	959
291 CRUDE ANIMAL MATERIALS,NES	5 382	11 879	7 377	748 TRANSMISSIONS SHAFTS ETC	4 389	2 429	1 515
292 CRUDE VEG.MATERIALS, NES	3 293	1 844	1 151	749 NON-ELECT MACH.PARTS,ETC	3 420	18 730	11 612
334 PETROLEUM PRODUCTS	47 914	1 850	1 161	751 OFFICE MACHINES	130	922	547
335 RESIDUAL PETROL. PRODUCTS	594 212	28 280	17 682	752 AUTOMATC. DATA PROC. EQUIP	71	1 649	994
421 FIXED VEG.FAT,OILS, SOFT	678	337	211	759 PARTS, FOR OFFICE MACHINS	864	28 545	17 657
511 HYDROCARBONS,NES,DERIVTS	85 855	7 733	4 805	761 TELEVISION RECEIVERS ETC	7 644	16 023	10 005
512 ALCOHOL,PHENOL,ETC.DERIV	82	90	54	762 RADIO-BROADCAST RECEIVER	13 173	169 445	104 364
513 CARBOXYLIC ACIDS,DERIVTS	1 864	1 272	786	763 SOUND RECORDER,PHONOGRPH	5 410	31 249	19 529
514 NITROGEN-FUNCT.COMPOUNDS	1 065	284	188	764 TELECOMM.EQUIP.PARTS NES	11 588	70 172	43 782
516 OTHER ORGANIC CHEMICALS	313	649	397	771 ELECT POWER MACHNY,PARTS	2 950	9 707	6 118
523 METAL.SALTS,INORGAN.ACID	1 005	120	76	772 ELEC.SWITCH.RELAY,CIRCUIT	15 996	110 613	68 317
531 SYNTH.COLOURS,LAKES,ETC.	317	280	170	773 ELECTR.DISTRIB.EQPT NES	75 038	285 388	177 031
533 PIGMENTS, PAINTS, ETC.	98	73	44	774 ELECTRO-MEDCL,XRAY EQUIP	92	762	455
541 MEDICINES,ETC.EXC.GRPP42	1 375	3 827	2 332	775 DOM.ELEC, NON-ELEC. EQUIPT	20 471	29 639	18 703
542 MEDICAMENTS	406	4 442	2 748	776 TRANSISTORS, VALVES, ETC.	3 927	101 399	62 660
551 ESSNTL. OIL, PERFUME, FLAVR	140	222	140	778 ELECTRIC. MACH. APPART. NES	53 019	71 182	44 178
553 PERFUMERY, COSMETICS, ETC.	2 596	1 674	1 033	781 PASS. MOTOR VEHCLS. EX. BUS	9 756	13 084	8 366
554 SOAP, CLEANERS, POLISH, ETC	1 277	260	163	782 GOODS, SPCL TRANSPORT VEH	1 303	1 669	1 090
562 FERTILIZER, EXCEPT GRP272	614 722	12 258	7 499	783 ROAD MOTOR VEHICLES NES	636	920	586
571 POLYMERS OF ETHYLENE	154 906	28 020	18 042	784 PARTS, TRACTORS, MOTOR VEH	28 362	43 829	27 106
572 POLYMERS OF STYRENE	177	81	50	785 CYCLES, MOTORCYCLES ETC.	1 995	2 395	1 452
573 POLYMERS, VINYL CHLORIDE	13 690	1 568	1 003	786 TRAILERS, SEMI-TRAILER, ETC	770	680	418
574 POLYACETAL, POLYCARBONATE	1 680	471	287	792 AIRCRAFT, ASSQCTD. EQUIPNT	41	6 273	3 777
575 OTH. PLASTIC, PRIMARY FORM	14 734	4 571	2 865	793 SHIP, BOAT, FLOAT, STRUCTRS	41	83	50
581 PLASTIC TUBE, PIPE, HOSE	116	189	117	812 PLUMBING, SANITRY, EQPT. ETC	51 427	12 568	7 872
582 PLASTIC PLATE, SHEETS, ETC	4 794	3 014	1 848	813 LIGHTING FIXTURES ETC. NES	4 851	5 005	3 108
583 MONOFILAMENT OF PLASTICS	756	897	568	821 FURNITURE, CUSHIONS, ETC.	100 149	55 220	34 323
591 INSECTICIDES, ETC.	282	901	568	831 TRUNK, SUIT-CASES, BAG, ETC	412	743	451
592 STARCHES, INULIN, ETC.	217	100	64	841 MENS, BOYS CLOTHING, X-KNIT	37 578	230 706	143 447
593 EXPLOSIVES, PYROTECHNICS	16	164	105	842 WOMEN, GIRL CLOTHING, XKNIT	52 013	391 808	242 605
598 MISC. CHEMICAL PRODS. NES	247 824	32 284	20 210	843 MENS, BOYS CLOTHING, KNIT	17 605	67 911	42 195
611 LEATHER	750	3 124	1 934	844 WOMEN, GIRLS CLOTHING, KNIT	21 847	89 800	55 855
612 MANUFACT. LEATHER ETC. NES	228	375	234	845 OTHR. TEXTILE APPAREL, NES	100 441	409 882	254 992
613 FURSKINS, TANNED, DRESSED	18	85	53	846 CLOTHING ACCESSRS, FABRIC	51 086	96 787	60 463
621 MATERIALS OF RUBBER	839	665	426	848 CLOTHING, NONTXLT, HEADGEAR	1 508	5 486	3 424
625 RUBBER TYRES, TUBES, ETC.	3 839	2 563	1 607	851 FOOTWEAR	172 748	656 730	408 256
629 ARTICLES OF RUBBER, NES	1 687	1 329	810	871 OPTICAL INSTRUMENTS, NES	717	15 596	9 728
633 CORK MANUFACTURES	112 749	129 414	80 178	872 MEDICAL INSTRUMENTS NES	3 258	9 825	6 033
634 VENEERS, PLYWOOD, ETC.	35 725	5 774	3 565	873 METERS, COUNTERS, NES	165	1 178	733
635 WOOD MANUFACTURES, NES	57 327	18 543	11 511	874 MEASURE, CONTROL INSTRMNT	1 444	9 084	5 575
641 PAPER AND PAPERBOARD	321 405	31 510	19 419	881 PHOTOGRAPH APPAR. ETC. NES	12 534	34 506	21 395
642 PAPER, PAPERBOARD, CUT ETC	10 459	8 654	5 428	882 PHOTO. CINEMATOGRPH. SUPPL	76	454	283
651 TEXTILE YARN	13 946	12 492	7 746	883 OPTICAL GOODS NES	192	4 802	2 981
652 COTTON FABRICS, WOVEN	3 960	11 220	6 960	885 WATCHES AND CLOCKS	337	4 200	2 607
653 FABRICS, MAN-MADE FBRES	12 680	45 085	27 973	892 PRINTED MATTER	6 957	5 155	3 239
654 OTH. TEXTILE FABRIC, WOVEN	874	2 900	1 781	893 ARTICLES, NES, OF PLASTICS	17 829	13 516	8 372
655 KNIT, CROCHET, FABRIC NES	646	1 400	873	894 BABY CARRIAGE, TOYS, GAMES	3 975	7 695	4 777
656 TULLE, LACE, EMBROIDRY, ETC	13 246	11 770	7 295	895 OFFICE, STATIONERY SUPPLS	376	334	214
657 SPECIAL YARN, TXTL. FABRIC	57 664	19 172	11 771	896 WORKS OF ART, ANTIQUE ETC	133	1 588	972
658 TEXTILE ARTICLES NES	102 094	165 522	103 324	897 GOLD, SILVERWARE, JEWEL NES	27	4 207	2 644
659 FLOOR COVERINGS, ETC.	19 096	13 114	8 168	898 MUSICAL INSTRUMENTS, ETC.	2 061	3 761	2 357
661 LIME, CEMENT, CONSTR. MATRL	3 253 278	76 151	47 224	899 MISC MANUFACTD GOODS NES	66 503	36 606	22 912
662 CLAY, REFRCT. CONSTR. MATRL	218 348	17 253	10 724	961 COIN NONGOLD NONCURRENT	1	604	362
663 MINERAL MANUFACTURES, NES	131 959	12 225	7 616	EXPORTS	7 276 127	5 957 968	3 698 395
664 GLASS	3 859	652	397	001 LIVE ANIMALS	33 513	18 720	11 533
665 GLASSWARE	28 366	11 242	7 086	011 BOVINE MEAT	1 731	968	617
666 POTTERY	179 221	72 938	45 492	012 OTHER MEAT	4 843	1 431	882
667 PEARLS, PRECIOUS STONES	13	55	34	016 MEAT, ED. OFFL, DRY, SLT, SMK	136	120	76
673 FLAT-ROLLED IRON ETC.	1 257	99	66	017 MEAT, OFFL. CRPD, PRSVD, NES	3 488	2 431	1 498
674 FLAT-ROLLED PLATED IRON	955	161	100	022 MILK AND CREAM	12 772	3 699	2 290
675 FLAT-ROLLED, ALLOY STEEL	188	75	44	024 CHEESE AND CURD	3 741	2 878	1 776
676 IRON, STL, BAR, SHAPES ETC.	11 957	1 092	668	025 EGGS, BIRDS, YOLKS, ALBUMIN	270	240	150
678 WIRE OF IRON OR STEEL	287	66	40	034 FISH, FRESH, CHILLED, FROZN	4 908	3 173	1 989
679 TUBES, PIPES, ETC. IRON, STL	15 885	7 975	4 946	036 CRUSTACEANS, MOLLUSCS ETC	5 521	4 727	2 919
682 COPPER	1 223	589	373	037 FISH ETC. PRPD, PRSVD, NES	977	637	396
684 ALUMINIUM	1 543	573	342	041 WHEAT, MESLIN, UNMILLED	12 890	367	233
687 TIN	13	55	40	044 MAIZE UNMILLED	199	72	42
689 MISC. NON-FERR. BASE METAL	166	65	40	048 CEREAL PREPARATIONS	37 655	9 657	6 007
691 METALLIC STRUCTURES NES	168	132	78	054 VEGETABLES	31 692	3 832	2 287
692 CONTAINERS, STORAGE, TRNSP	586	386	247	056 VEGETABLES, PRPD, PRSVD, NES	3 577	2 110	1 306
693 WIRE PRODUCTS EXCL. ELECT	632	702	448	057 FRUIT, NUTS EXCL. OIL NUTS	2 083	1 296	775
694 NAILS, SCREWS, NUTS, ETC.	3 293	1 264	779	058 FRUIT, PRESERVED, PREPARED	974	546	335
695 TOOLS	2 680	10 535	6 548	059 FRUIT, VEGETABLE JUICES	459	70	37
696 CUTLERY	2 146	4 127	2 620	061 SUGARS, MOLASSES, HONEY	40 903	1 308	837
697 HOUSEHOLD EQUIPMENT, NES	1 944	3 939	2 488	062 SUGAR CONFECTIONERY	1 599	1 277	801
699 MANUFACTS. BASE METAL, NES	42 438	22 950	14 286	071 COFFEE, COFFEE SUBSTITUTE	4 858	2 149	1 311
712 STEAM TURBINES	2 206	1 569	1 016	072 COCOA	3 338	871	551
713 INTRNL COMBUS PSTN ENGIN	1 147	1 729	1 091	073 CHOCOLATE, OTH. COCOA PREP	13 974	11 661	7 419
714 ENGINES, MOTORS NON-ELECT	31	2 731	1 711	074 TEA AND MATE	60	52	32
716 ROTATING ELECTRIC PLANT	2 405	3 681	2 257	075 SPICES	597	822	514
718 OTH. POWR. GENRTNG. MACHNRY	10	142	83	081 ANIMAL FEED STUFF	35 654	4 930	3 073
721 AGRIC. MACHINES, EX. TRACTR	266	128	78	091 MARGARINE AND SHORTENING	1 058	330	208
723 CIVIL ENGINEERING EQUIPT	546	630	403	098 EDIBLE PROD. PREPRPTS, NES	21 923	13 522	8 383
724 TEXTILE, LEATHER MACHINES	8 968	41 854	25 981	111 NON-ALCOHOL. BEVERAGE, NES	7 851	1 547	953
725 PAPER, PULP MILL MACHINES	661	295	194	112 ALCOHOLIC BEVERAGES	9 909	1 827	1 119
726 PRINTNG, BOOKBINDING MACHS	774	2 218	1 399	122 TOBACCO, MANUFACTURED	127	471	290
727 FOOD-PROCESS. MCH. NON DOM	64	707	423	123 HIDES, SKINS (EX. FURS), RAW	12 148	3 074	1 903
728 OTH. MACH. PTS, SPCL INDUST	4 154	8 376	5 298	222 OILSEED (SFT. FIX VEG. OIL)	364	92	56
731 METAL REMOVAL WORK TOOLS	1 318	4 782	3 153	231 NATURAL RUBBER, ETC.	517	186	116
733 MACH-TOOLS, METAL-WORKING	2 063	1 872	1 170	232 SYNTHETIC RUBBER, ETC.	35 679	9 836	6 123
735 PARTS, NES, FOR MACH-TOOLS	2 263	2 266	1 419	248 WOOD, SIMPLY WORKED	2 484	328	206
737 METALWORKING MACHNRY NES	145	1 855	1 121	251 PULP AND WASTE PAPER	1 217	67	42
741 HEATNG, COOLNG EQUIP, PART	16 207	24 621	15 360				
742 PUMPS FOR LIQUIDS, PARTS	9 304	3 631	2 268				

7 IMPORTS AND EXPORTS (SPECIAL TRADE) BY COUNTRIES OF PRODUCTION AND CONSUMPTION AND BY GROUPS OF THE SITC-REV. III 1990

GROUP DESCRIPTION	DT = 100 KG	1 000 DM	1 000 \$	GROUP DESCRIPTION	DT = 100 KG	1 000 DM	1 000 \$
263 COTTON	3 072	650	394	691 METALLIC STRUCTURES NES	21 870	15 089	9 601
266 SYNTHETIC FIBRES	47 561	15 429	9 641	692 CONTAINERS, STORAGE, TRNSP	6 206	3 985	2 508
267 OTHER MAN-MADE FIBRES	8 525	4 308	2 663	693 WIRE PRODUCTS EXCL. ELECT	13 919	8 936	5 570
268 WOOL, OTHER ANIMAL HAIR	1 695	1 555	983	694 NAILS, SCREWS, NUTS, ETC.	12 205	9 315	5 738
269 WORN CLOTHING, TEXTL. ARTL	1 121	202	128	695 TDDLS	13 805	36 006	22 310
273 STONE, SAND AND GRAVEL	35 474	1 709	1 057	696 CUTLERY	1 228	5 375	3 369
277 NATURAL ABRASIVES, NES	4 815	2 019	1 237	697 HOUSEHOLD EQUIPMENT, NES	3 997	8 021	4 985
278 OTHER CRUDE MINERALS	47 086	4 458	2 768	699 MANUFACTS. BASE METAL, NES	26 973	35 362	21 901
282 FERROUS WASTE AND SCRAP	16 553	218	146	700 CPL IND PLANT (84/85/87)	6 965	25 966	16 320
285 ALUMINIUM DRE, CONCTR. ETC	5 279	646	401	711 STEAM GENER. BOILERS, ETC.	2 212	4 304	2 641
287 ORE, CONCENTR. BASE METALS	1 488	138	89	712 STEAM TURBINES	1 945	5 752	3 528
288 NON-FERROUS WASTE, SCRAP	2 445	167	102	713 INTRNL COMBUS PSTN ENGIN	9 639	37 347	23 193
291 CRUDE ANIMAL MATERLS. NES	11 775	2 600	1 610	714 ENGINES, MOTORS NON-ELECT	78	4 637	2 892
292 CRUDE VEG. MATERIALS, NES	3 611	6 875	4 145	716 ROTATING ELECTRIC PLANT	15 998	39 836	24 108
322 BRIQUETTES, LIGNITE, PEAT	44 757	1 254	777	718 OTH. POWR. GENRTRNG. MACHNRY	503	2 519	1 556
325 COKE, SEMI-COKE, RET. CARBN	1 184	50	30	721 AGRIC. MACHINES, EX. TRACTR	20 977	20 814	12 634
334 PETROLEUM PRODUCTS	23 127	4 490	2 814	722 TRACTORS	24 546	29 512	18 246
335 RESIDUAL PETROL. PRODUCTS	38 784	3 781	2 325	723 CIVIL ENGINEERING EQUIPT	49 616	51 411	31 773
411 ANIMAL OILS AND FATS	3 916	608	372	724 TEXTILE, LEATHER MACHINES	56 696	253 854	158 913
422 FIXED VEG. FAT, OILS, OTHER	1 982	392	240	725 PAPER, PULP MILL MACHINES	5 236	21 952	13 563
431 ANIMAL, VEG. FATS, OILS, NES	10 151	1 771	1 108	726 PRINTNG, BOOKBINDNG MACHS	13 535	65 551	40 394
511 HYDROCARBONS, NES, DERIVTS	397 474	39 253	24 391	727 FOOD-PROCESS. MCH. NON DOM	2 334	9 780	6 000
512 ALCOHOL, PHENOL, ETC. DERIV	70 622	10 551	6 551	728 OTH. MACH. PTS, SPCL INDUST	37 487	104 811	64 907
513 CARBOXYLIC ACIDS, DERIVTS	44 399	11 163	6 946	731 METAL REMOVAL WORK TOOLS	10 449	19 555	12 053
514 NITROGEN-FUNCT. COMPOUNDS	31 013	19 154	11 838	733 MACH-TOOLS, METAL-WORKING	14 137	21 482	13 577
515 ORGANO-INORGANIC COMPNDS	6 705	27 322	16 857	735 PARTS, NES, FOR MACH-TOOLS	1 380	8 997	5 594
516 OTHER ORGANIC CHEMICALS	23 893	7 789	4 811	737 METALWORKING MACHNRY NES	1 358	8 949	5 627
522 INORGANIC CHEM. ELEMENTS	57 133	13 295	8 186	741 HEATING, COOLNG EQUIP, PART	4		
523 METAL. SALTS, INORGAN. ACID	84 593	13 261	8 166	742 PUMPS FOR LIQUIDS, PARTS	4 300	19 553	12 120
524 OTHER CHEMICAL COMPOUNDS	28 903	9 566	5 932	743 PUMPS NES, CENTRIFUGS ETC	14 043	34 523	21 456
525 RADIO-ACTIVE MATERIALS	13	102	63	744 MECHANICAL HANDLING EQUIP	41 521	50 638	31 591
531 SYNTH. COLOURS, LAKES, ETC.	28 070	80 075	49 310	745 OTH. NONELEC MCH. TOOL, NES	11 418	52 071	32 477
532 DYEING, TANNING MATERIALS	15 765	4 610	2 845	746 BALL OR ROLLER BEARINGS	5 978	20 926	12 923
533 PIGMENTS, PAINTS, ETC	75 413	44 305	27 476	747 TAPS, COCKS, VALVES, ETC.	4 629	17 896	11 109
541 MEDICINES, ETC. EXC. GRP542	3 784	38 430	23 853	748 TRANSMISSIONS SHAFTS ETC	5 226	19 413	8 352
542 MEDICAMENTS	8 582	59 604	37 076	749 NON-ELECT MACH. PARTS, ETC	6 635	21 028	13 015
551 ESSENT. OIL, PERFUME, FLAVR	903	2 134	1 324	751 OFFICE MACHINES	7 226	42 236	26 199
553 PERFUMERY, COSMETICS, ETC.	5 697	8 844	5 473	752 AUTOMAT. DATA PROC. EQUIP	6 171	96 045	59 583
554 SOAP, CLEANERS, POLISH, ETC	50 360	21 695	13 490	753 PARTS, FOR OFFICE MACHINS	1 468	26 522	16 431
562 FERTILIZER, EXCEPT GRP272	125 279	2 462	1 510	761 TELEVISION RECEIVERS ETC	17 925	71 770	44 751
571 POLYMERS OF ETHYLENE	53 482	12 316	7 669	762 RADIO-BROADCAST RECEIVER	3 750	21 593	13 351
572 POLYMERS OF STYRENE	51 538	14 295	8 884	763 SOUND RECORDER, PHONOGRPH	1 529	11 661	7 240
573 POLYMERS, VINYL CHLORIDE	37 925	9 576	5 924	764 TELECOMM. EQUIP. PARTS NES	28 953	269 974	167 937
574 POLYACETAL, POLYCARBONATE	57 663	25 908	16 139	771 ELECT POWER MACHNRY. PARTS	18 339	28 047	17 295
575 OTH. PLASTIC, PRIMARY FORM	144 419	62 385	38 534	772 ELECT. SWITCH, RELAY, CIRCUIT	26 208	142 360	88 427
579 PLASTIC WASTE, SCRAP ETC	13 047	1 097	674	773 ELECTR DISTRIB. EQPT NES	42 130	72 123	44 822
581 PLASTIC TUBE, PIPE, HOSE	9 213	13 132	8 155	774 ELECTRO-MEDCL. XRAY EQUIP	501	11 650	7 202
582 PLASTIC PLATE, SHEETS, ETC	58 082	62 536	38 784	775 DOM. ELEC. NON-ELEC. EQUIPT	56 618	69 609	43 242
583 MONOFILAMENT OF PLASTICS	1 218	1 380	858	776 TRANSISTORS, VALVES, ETC.	1 740	80 347	49 791
591 INSECTICIDES, ETC.	25 874	29 629	18 484	778 ELECTRIC. MACH. APPART. NES	37 444	94 468	58 519
592 STARCHES, INULIN, ETC.	36 630	11 177	6 919	781 PASS. MOTOR VEHCLS. EX. BUS	264 204	456 406	282 360
593 EXPLOSIVES, PYROTECHNICS	237	1 087	702	782 GOODS, SPCL TRANSPORT VEH	192 033	238 838	150 673
597 PREPRD ADDITIVES, LIQUIDS	30 652	10 324	6 798	783 ROAD MOTOR VEHICLES NES	16 861	19 534	11 932
598 MISC. CHEMICAL PRDCTS. NES	154 368	57 523	41 773	784 PARTS, TRACTORS, MOTOR VEH	42 727	91 562	56 654
600 CPL IND PLANT CHAP 69-76	220	472	299	785 CYCLES, MOTORCYCLES ETC.	592	2 462	1 503
611 LEATHER	36 116	128 459	79 871	786 TRAILERS, SEMI-TRAILR. ETC	12 730	8 105	5 094
612 MANUFACT. LEATHER ETC. NES	432	921	570	791 RAILWAY VEHICLES. EQUIPNT	1 743	2 392	1 484
613 FURSKINS, TANNED, DRESSED	794	4 463	2 776	792 AIRCRAFT, ASSOCTD. EQUIPNT	88	3 427	2 101
621 MATERIALS OF RUBBER	9 103	8 518	5 298	793 SHIP, BOAT, FLOAT, STRUCTRS	91 496	47 055	27 866
625 RUBBER TYRES, TUBES, ETC.	38 331	26 150	16 237	811 PREFABRICATED BUILDINGS	91	91	56
629 ARTICLES OF RUBBER, NES	6 606	14 935	9 303	812 PLUMBNG, SANITRY, EQPT. ETC	1 187	934	577
633 CORK MANUFACTURES	991	1 363	835	813 LIGHTNG FIXTURES ETC. NES	3 719	11 540	7 210
634 VENEERS, PLYWOOD, ETC.	11 828	3 567	2 234	821 FURNITURE, CUSHIONS, ETC.	19 768	23 095	14 272
635 WOOD MANUFACTURES, NES	8 551	3 728	2 304	831 TRUNK, SUIT-CASES, BAG, ETC	812	2 768	1 720
641 PAPER AND PAPERBOARD	146 678	42 868	26 539	841 MENS, BOYS CLOTHNG, X-KNIT	4 409	14 812	9 203
642 PAPER, PAPERBOARD, CUT ETC	38 699	16 375	10 162	842 WOMEN, GIRL CLOTHNG, XKNIT	1 341	17 968	11 127
651 TEXTILE YARN	100 420	97 847	60 568	843 MENS, BOYS CLOTHING, KNIT	1 292	2 360	1 450
652 COTTON FABRICS, WOVEN	61 527	126 582	78 617	844 WOMEN, GIRLS CLOTHING, KNIT	2 858	7 048	4 375
653 FABRICS, MAN-MADE FIBRES	54 208	212 184	132 695	845 OTHR. TEXTILE APPAREL, NES	2 226	13 663	8 484
654 OTH. TEXTILE FABRIC, WOVEN	12 176	57 274	35 466	846 CLOTHING ACCESSRS, FABRIC	16 929	40 309	25 080
655 KNIT, CROCHET, FABRIC NES	10 184	31 301	19 394	848 CLOTHNG, NONTXTL; HEADGEAR	3 129	8 526	5 315
656 TULLE, LACE, EMBROIDRY. ETC	2 260	14 018	8 671	851 FOOTWEAR	23 802	64 303	39 806
657 SPECIAL YARN, TXTL. FABRIC	24 164	54 204	33 679	871 OPTICAL INSTRUMENTS, NES	504	9 106	5 652
658 TEXTILE ARTICLES NES	1 275	3 608	2 241	872 MEDICAL INSTRUMENTS NES	4 905	21 190	13 155
659 FLOOR COVERINGS, ETC.	3 544	6 067	3 802	873 METERS, COUNTERS, NES	751	6 593	4 058
661 LIME, CEMENT, CONSTR. MATRL	1 699	301	192	874 MEASURE, CONTROL INSTRMNT	3 536	63 381	39 419
662 CLAY, REFRCT. CONSTR. MATRL	46 359	8 259	5 150	881 PHOTOGRAPH APPAR. ETC. NES	1 995	24 220	15 042
663 MINERAL MANUFACTURES, NES	21 298	18 026	11 123	882 PHOTO. CINEMA TOGRPH. SUPPL	12 968	23 872	14 730
664 GLASS	35 039	9 581	5 995	883 CINE. FILM EXPOSD. DEVELOPD	13	145	93
665 GLASSWARE	5 341	7 407	4 595	884 OPTICAL GOODS NES	589	12 580	7 835
666 POTTERY	1 599	4 062	2 524	885 WATCHES AND CLOCKS	893	19 524	12 073
667 PEARLS, PRECIOUS STONES	.	.	.	891 ARMS AND AMMUNITION	718	3 601	2 230
671 PIG IRON, SPIEGELEISN, ETC	39 600	2 183	1 375	892 PRINTED MATTER	21 898	27 812	17 302
672 INGOTS ETC. IRON OR STEEL	200	81	52	893 ARTICLES, NES, OF PLASTICS	36 731	39 185	24 409
673 FLAT-ROLLED IRON ETC.	1 812 833	138 006	85 622	894 BABY CARRIAGE, TOYS, GAMES	5 622	11 659	7 341
674 FLAT-ROLLED PLATED IRON	154 253	20 315	12 785	895 OFFICE, STATIONERY SUPPLS	4 342	16 778	10 415
675 FLAT-ROLLED, ALLOY STEEL	67 963	22 234	13 857	896 WORKS OF ART, ANTIQUE ETC	40	552	339
676 IRON, STL, BAR, SHAPES ETC.	165 985	22 275	13 816	897 GOLD, SILVERWARE, JEWEL NES	66	3 642	2 253
677 RAILWAY TRACK IRON, STEEL	6 488	2 993	1 870	898 MUSICAL INSTRUMENTS, ETC.	15 173	42 492	26 448
678 WIRE OF IRON OR STEEL	15 316	7 017	4 326	899 MISC. MANUFACTRD GOODS NES	15 586	40 606	25 174
679 TUBES, PIPES, ETC. IRON, STL	159 071	36 922	22 877	941 COMPL IND PLANT CHAPT 99	333	2 494	1 584
681 SILVER, PLATINUM, ETC.	750	18 196	11 221	961 COIN NONGOLD NONCURRENT		76	49
682 COPPER	75 753	47 388	29 354	971 GOLD, NONMONTY EXCL DRES	56	112 644	69 914
683 NICKEL	385	1 144	708				
684 ALUMINIUM	46 571	35 261	21 926	SPAIN			
685 LEAD	687	425	251				
686 ZINC	22 530	7 177	4 418	IMPORTS	43 496 607	12 965 717	8 086 767
687 TIN	612	846	512				
689 MISC. NON-FERR. BASE METAL	75	438	268	001 LIVE ANIMALS	4 909	1 308	795

7 IMPORTS AND EXPORTS (SPECIAL TRADE) BY COUNTRIES OF PRODUCTION AND CONSUMPTION AND BY GROUPS OF THE SITC-REV. III 1990

GROUP DESCRIPTION	DT = 100 KG	1 000 DM	1 000 \$	GROUP DESCRIPTION	DT = 100 KG	1 000 DM	1 000 \$
011 BOVINE MEAT	20 719	10 080	6 231	598 MISC.CHEMICAL PRODS.NES	108 925	32 495	20 009
012 OTHER MEAT, MEAT OFFAL	18 917	11 220	6 994	611 LEATHER	2 692	15 226	9 462
016 MEAT, ED. OFFL, DRY, SLT, SMK	995	1 611	1 017	612 MANUFACT. LEATHER ETC.NES	219	2 121	1 323
017 MEAT, OFFL, PRPD, PRSVD, NES	1 287	1 278	784	613 FURSKINS, TANNED, DRESSED	851	9 892	6 098
022 MILK AND CREAM	52 944	22 552	13 870	621 MATERIALS OF RUBBER	23 417	14 660	9 130
023 BUTTER, OTHER FAT OF MILK	1 150	583	345	625 RUBBER TYRES, TUBES, ETC.	246 701	187 593	115 935
024 CHEESE AND CURD	1 551	2 061	1 288	629 ARTICLES OF RUBBER, NES	28 800	37 193	23 092
034 FISH, FRESH, CHILLED, FROZEN	19 775	10 772	6 895	633 CORK MANUFACTURES	12 912	12 540	7 795
035 FISH, DRIED, SALTED, SMOKED	3 019	2 661	1 665	634 VENEERS, PLYWOOD, ETC.	70 644	9 536	5 948
036 CRUSTACEANS, MOLLUSCS ETC	23 442	10 493	6 545	635 WOOD MANUFACTURES, NES	23 674	13 510	8 384
037 FISH ETC. PREPD, PRSVD, NES	39 669	24 166	15 103	641 PAPER AND PAPERBOARD	361 053	66 212	41 350
041 WHEAT, MESLIN, UNMILLED	29 258	1 566	954	642 PAPER, PAPERBOARD, CUT ETC	42 878	18 230	11 346
042 RICE	58 190	6 944	4 565	651 TEXTILE YARN	159 968	99 751	62 103
043 BARLEY, UNMILLED	320 209	15 270	9 319	652 COTTON FABRICS, WOVEN	7 774	17 661	11 045
044 MAIZE UNMILLED	180 951	8 906	5 662	653 FABRICS, MAN-MADE FIBRES	21 309	45 777	28 493
048 CEREAL PREPARATIONS	28 299	3 923	2 517	654 OTH. TEXTILE FABRIC, WOVEN	3 329	13 637	8 478
054 VEGETABLES	3 223 331	516 319	319 471	655 KNIT, CROCHET FABRIC NES	6 224	16 678	10 398
056 VEGETABLES, PRPD, PRSVD, NES	233 165	87 369	54 442	656 TULLE, LACE, EMBROIDRY, ETC	2 352	4 230	2 644
057 FRUIT, NUTS EXCL. OIL NUTS	9 534 297	1 144 654	721 207	657 SPECIAL YARN, TXTL. FABRIC	28 110	33 667	20 979
058 FRUIT, PRESERVED, PREPARED	660 986	120 991	74 606	658 TEXTILE ARTICLES NES	6 582	11 167	6 887
059 FRUIT, VEGETABLE JUICES	74 488	13 366	8 259	659 FLOOR COVERINGS, ETC.	4 377	7 292	4 537
061 SUGARS, MOLASSES, HONEY	28 332	7 845	4 987	661 LIME, CEMENT, CONSTR. MATRL	1 108 155	86 708	53 872
062 SUGAR CONFECTIONERY	21 687	16 425	10 327	662 GLAZ, REFRACT. CONSTR. MATRL	810 678	79 358	49 279
071 COFFEE, COFFEE SUBSTITUTE	46	75	46	663 MINERAL MANUFACTURES, NES	97 071	30 818	19 011
072 COCOA	25 339	14 090	8 715	664 GLASS	80 640	34 129	21 269
073 CHOCOLATE, OTH. COCOA PREP	652	531	342	665 GLASSWARE	37 683	13 109	8 173
075 SPICES	30 722	12 858	7 982	666 POTTERY	20 480	11 580	7 176
081 ANIMAL FEED STUFF	57 763	6 079	3 800	667 PEARLS, PRECIOUS STONES	.	.	.
098 EDIBLE PRDD. PREPRTNS, NES	12 203	4 193	2 701	671 PIG IRON, SPIEGELEISN, ETC	157 986	18 979	11 436
111 NON-ALCOHOL. BEVERAGE, NES	32 653	4 258	2 794	672 INGOTS ETC. IRON OR STEEL	21 677	2 931	1 777
112 ALCOHOLIC BEVERAGES	711 405	206 221	128 854	673 FLAT-ROLLED IRON ETC.	899 085	72 361	44 999
121 TOBACCO, UNMANUFACTURED	463	115	71	674 FLAT-ROLLED PLATED IRON	141 672	16 393	10 129
211 HIDES, SKINS (EX. FURS), RAW	12 244	1 213	744	675 FLAT-ROLLED, ALLOY STEEL	274 942	99 494	62 510
212 FURSKINS, RAW	63	961	587	676 IRON, STL. BAR, SHAPES ETC.	3 477 004	318 178	196 019
222 OILSEED (SFT. FIX VEG. OIL)	593	85	50	677 RAILWAY TRACK IRON, STEEL	.	.	.
223 OILSEED (OTH. FIX. VEG. OIL)	1 073	299	190	678 WIRE OF IRON OR STEEL	12 170	3 516	2 140
231 NATURAL RUBBER, ETC.	610	257	162	679 TUBES, PIPES, ETC. IRON, STL	320 845	81 543	50 348
232 SYNTHETIC RUBBER, ETC.	63 178	18 120	11 383	681 SILVER, PLATINUM, ETC.	29	1 368	828
244 CORK, NATURAL, RAW; WASTE	3 014	786	482	682 COPPER	73 299	44 149	27 759
245 FUEL WOOD, WOOD CHARCOAL	65 337	4 617	2 783	683 NICKEL	40	274	173
248 WOOD, SIMPLY WORKED	13 485	2 133	1 313	684 ALUMINIUM	351 900	124 313	76 764
251 PULP AND WASTE PAPER	.	.	685	685 LEAD	27 457	3 744	2 235
261 SILK	17	139	91	686 ZINC	353 329	89 782	55 486
263 COTTON	14 256	3 829	2 346	689 MISC. NON-FERR. BASE METAL	438	406	251
266 SYNTHETIC FIBRES	19 560	6 417	3 996	691 METALLIC STRUCTURES NES	12 718	5 992	3 726
267 OTHER MAN-MADE FIBRES	953	109	66	692 CONTAINERS, STORAGE, TRNSP	6 935	4 087	2 574
268 WOOL, OTHER ANIMAL HAIR	3 839	1 968	1 205	693 WIRE PRODUCTS EXCL. ELECT	13 463	5 345	3 329
269 WORN CLOTHING, TEXTL. ARTL	516	65	38	694 NAILS, SCREWS, NUTS, ETC.	97 692	41 677	25 738
273 STONE, SAND AND GRAVEL	84 516	2 700	1 699	695 TOOLS	57 075	134 939	83 752
277 NATURAL ABRASIVES, NES	7 967	347	213	696 CUTLERY	2 581	10 291	6 354
278 OTHER CRUDE MINERALS	1 955 221	43 539	27 104	697 HOUSEHOLD EQUIPMENT, NES	14 002	27 992	17 681
282 FERROUS WASTE AND SCRAP	12 330	1 485	912	699 MANUFACT. BASE METAL, NES	140 602	94 499	58 663
283 COPPER ORES, CONCENTRATES	33 995	10 819	6 703	711 STEAM GENER. BOILERS, ETC.	23 845	9 873	6 238
285 ALUMINIUM ORE, CONCTR. ETC	1 600 782	70 128	43 910	712 STEAM TURBINES	201	4 043	2 510
287 ORE, CONCENTR. BASE METALS	75 692	4 054	2 557	713 INTRNL COMBUS PSTN ENGIN	253 806	365 485	227 321
288 NON-FERROUS WASTE, SCRAP	73 079	21 901	13 442	714 ENGINES, MOTORS NON-ELECT	15	455	286
289 PREC. METAL ORES, CONCTRSTS	22	651	437	716 ROTATING ELECTRIC PLANT	94 345	114 219	70 608
291 CRUDE ANIMAL MATERIALS, NES	2 503	2 249	1 388	718 OTH. POWR. GENRTNG. MACHNRY	1 042	1 222	763
292 CRUDE VEG. MATERIALS, NES	80 876	40 147	24 474	721 AGRIC. MACHINES, EX. TRACTR	6 234	5 365	3 296
322 BRIQUETTES, LIGNITE, PEAT	1 975	143	89	722 TRACTORS	1 734	2 557	1 590
325 COKE, SEMI-COKE, RET. CARBN	39 542	1 193	766	723 CIVIL ENGINEERING EQUIPT	27 495	15 457	9 641
334 PETROLEUM PRODUCTS	2 778 994	87 078	54 392	724 TEXTILE, LEATHER MACHINES	15 562	24 367	15 206
335 RESIDUAL PETROL. PRODUCTS	178 920	7 671	4 829	725 PAPER, PULP MILL MACHINES	14 913	31 152	19 156
411 ANIMAL OILS AND FATS	9 066	4 495	2 66	726 PRINTNG. BOOKBINDNG MACHS	6 280	16 463	10 208
421 FIXED VEG. FAT, OILS, SOFT	44 369	7 976	5 106	727 FOOD-PROCESS. MCH. NON DDM	2 141	4 243	2 625
422 FIXED VEG. FAT, OILS, OTHER	152	120	78	728 OTH. MACH. PTS. SPLCL INDUST	19 923	39 338	24 382
431 ANIMAL, VEG. FATS, OILS, NES	5 391	421	255	731 METAL REMOVAL WORK TOOLS	52 513	101 680	63 882
411 HYDROCARBONS, NES, DERIVTS	716 870	60 076	37 373	733 MACH-TOOLS, METAL-WORKING	23 455	31 663	19 939
512 ALCOHOL, PHENOL, ETC. DERIV	93 971	25 188	15 636	735 PARTS, NES, FOR MACH-TOOLS	31 215	36 206	22 553
513 CARBOXYLIC ACIDS, DERIVTS	137 811	36 786	22 923	737 METALWORKING MACHNRY NES	21 362	21 046	13 128
514 NITROGEN-FUNCT. COMPOUNDS	40 478	20 838	13 080	741 HEATNG. COOLNG EQUIP, PART	29 808	31 996	19 827
515 ORGANO-INORGANIC COMPOUNDS	28 018	45 657	28 390	742 PUMPS FOR LIQUIDS, PARTS	18 042	29 084	18 073
516 OTHER ORGANIC CHEMICALS	74 946	14 074	8 651	743 PUMPS NES, CENTRIFUGS ETC	98 949	148 715	92 360
522 INORGANIC CHEM. ELEMENTS	136 776	8 341	5 235	744 MECHANICAL HANDLING EQUIP	54 870	61 864	38 454
523 METAL, SALTS, INORGAN. ACID	349 314	20 749	12 904	745 OTH. NONELEC. MCH. TOOL, NES	8 410	20 297	12 487
524 OTHER CHEMICAL COMPOUNDS	45 967	5 836	3 580	746 BALL OR ROLLER BEARINGS	19 967	37 950	23 694
525 RADIO-ACTIVE MATERIALS	117	68	39	747 TAPS, COCKS, VALVES, ETC.	29 980	41 058	25 481
531 SYNTH. COLOURS, LAKES, ETC.	26 883	21 668	13 398	748 TRANSMISSIONS SHAFTS ETC	98 636	62 184	38 394
532 DYEING, TANNING MATERIALS	5 851	6 109	3 779	749 NON-ELECT MACH. PARTS, ETC	13 633	32 715	20 388
533 PIGMENTS, PAINTS, ETC.	44 736	29 647	18 392	751 OFFICE MACHINES	1 661	7 381	4 652
541 MEDICINES, ETC. EXC. GRP542	1 746	22 961	14 289	752 AUTOMATC. DATA PROC. EQUIP	20 710	389 346	244 007
542 MEDICAMENTS	13 012	83 606	51 941	759 PARTS, FOR OFFICE MACHINS	2 237	71 040	44 086
551 ESSNTL. OIL, PERFUME, FLAVR	4 594	6 994	4 335	761 TELEVISION RECEIVERS ETC	50 441	141 924	89 605
553 PERFUMERY, COSMETICS, ETC.	15 271	21 641	13 332	762 RADIO-BROADCAST RECEIVER	195	488	305
554 SOAP, CLEANERS, POLISH, ETC	69 368	16 095	9 946	763 SOUND RECORDER, PHONOGRPH	53	272	172
562 FERTILIZER, EXCEPT GRP272	2 608 084	57 056	35 380	764 TELECOMM. EQUIP. PARTS NES	16 682	79 797	49 892
571 POLYMERS OF ETHYLENE	208 045	38 868	24 264	771 ELECT POWER MACHNRY, PARTS	14 692	44 827	27 851
572 POLYMERS OF STYRENE	67 281	19 929	12 511	772 ELEC. SWITCH, RELAY, CIRCUIT	28 956	135 735	84 080
573 POLYMERS, VINYL CHLORIDE	25 903	4 040	2 467	773 ELECTR DISTRIB. EQPT NES	29 829	76 306	47 686
574 POLYACETAL, POLYCARBONATE	70 079	23 207	14 300	774 ELECTRO-MEDCL. XRAY EQUIP	253	1 684	1 057
575 OTH. PLASTIC, PRIMARY FORM	244 120	63 006	38 980	775 DDM, ELEC. NON-ELEC. EQUIPT	103 436	128 897	80 350
579 PLASTIC WASTE, SCRAP ETC	3 349	541	333	776 TRANSISTORS, VALVES, ETC.	1 461	18 893	11 894
581 PLASTIC TUBE, PIPE, HOSE	2 933	3 756	2 356	778 ELECTRIC. MACH. APPART. NES	202 863	389 205	240 971
582 PLASTIC PLATE, SHEETS, ETC	61 339	31 205	19 419	781 PASS. MOTOR VEHCLS. EX. BUS	1 424 732	2 049 120	1 288 789
583 MONOFILAMENT OF PLASTICS	9 283	4 331	2 735	782 GOODS, SPLCL TRANSPORT VEH	86 577	127 808	79 754
591 INSECTICIDES, ETC.	3 104	1 952	1 197	783 ROAD MOTOR VEHICLES NES	4 833	12 473	7 964
592 STARCHES, INULIN, ETC.	16 472	6 067	3 735	784 PARTS, TRACTORS, MOTOR VEH	1 170 367	1 000 184	625 683
593 EXPLOSIVES, PYROTECHNICS	359	694	432	785 CYCLES, MOTORCYCLES ETC.	3 819	9 447	5 852
597 PREPRD ADDITIVES, LIQUIDS	345	171	107	786 TRAILERS, SEMI-TRAILR, ETC	11 922	6 750	4 154

7 IMPORTS AND EXPORTS (SPECIAL TRADE) BY COUNTRIES OF PRODUCTION AND CONSUMPTION AND BY GROUPS OF THE SITC-REV. III 1990

GROUP DESCRIPTION	DT = 100 KG	1 000 DM	1 000 \$	GROUP DESCRIPTION	DT = 100 KG	1 000 DM	1 000 \$
791 RAILWAY VEHICLES,EQUIPNT	9 847	10 804	6 707	288 NON-FERROUS WASTE,SCRAP	109 204	17 048	10 557
792 AIRCRAFT,ASSTCTD.EQUIPNT	824	27 974	17 217	291 CRUDE ANIMAL MATERLS.NES	24 975	10 623	6 618
793 SHIP,BOAT,FLOAT,STRUCTRS	156 464	7 581	4 549	292 CRUDE VEG.MATERIALS, NES	25 090	32 505	19 979
811 PREFABRICATED BUILDINGS	1 504	1 661	1 027	321 COAL,NOT AGGLOMERATED	4 564 169	51 101	31 530
812 PLUMBING,SANITRY,EQPT,ETC	2 071	1 164	706	322 BRQUETTES,LIGNITE,PEAT	878 829	16 260	9 988
813 LIGHTING FIXTURES ETC.NES	12 349	27 443	17 076	325 COKE,SEMI-COKE,RET.CARBN	45 175	1 286	771
821 FURNITURE,CUSHIONS,ETC.	89 227	100 981	62 489	334 PETROLEUM PRODUCTS	592 881	34 625	22 503
831 TRUNK,SUIT-CASES,BAG,ETC	3 159	4 972	3 048	335 RESIDUAL PETROL PRODUCTS	215 329	11 141	6 836
841 MENS,BOYS CLOTHNG,X-KNIT	1 498	8 065	4 948	411 ANIMAL OILS AND FATS	221 275	17 190	10 709
842 WOMEN,GIRL CLOTHNG,XKNIT	2 010	17 481	10 799	421 FIXED VEG.FAT,OILS, SOFT	603	160	85
843 MENS,BOYS CLOTHING,KNIT	814	3 794	2 323	422 FIXED VEG.FAT,OILS, OTHER	1 152	655	405
844 WOMEN,GIRLS CLOTHNG,KNIT	1 039	9 146	5 681	431 ANIMAL,VEG.FATS,OILS,NES	46 924	7 301	4 500
845 OTHR.TEKTLE APPAREL,NES	3 992	20 610	12 708	511 HYDROCARBONS,NES,DERIVTS	385 243	55 680	34 385
846 CLOTHING ACCESSRS,FABRIC	1 421	2 489	1 593	512 ALCOHOL,PHENDL,ETC.DERIV	331 808	75 717	45 780
848 CLOTHING,NONTXTL;HEADGEAR	3 248	12 431	7 745	513 CARBOXYLIC ACIDS,DERIVTS	443 223	143 177	88 278
851 FOOTWEAR	150 428	525 163	327 393	514 NITROGEN-FUNCT.COMPOUNDS	235 900	156 323	96 598
871 OPTICAL INSTRUMENTS,NES	1 48	1 055	646	515 ORGANO-ORGANIC COMPOUNDS	79 995	144 657	89 272
872 MEDICAL INSTRUMENTS NES	7 312	17 169	10 624	516 OTHER ORGANIC CHEMICALS	167 006	62 434	38 520
873 METERS,COUNTERS,NES	589	3 743	2 302	522 INORGANIC CHEM.ELEMENTS	788 109	75 708	46 937
874 MEASURE,CONTROL INSTRMNT	11 749	105 882	65 854	523 METAL,SALTS,INORGAN.ACID	425 599	45 744	28 250
881 PHOTOGRAPH APPAR,ETC,NES	256	1 165	725	524 OTHER CHEMICAL COMPOUNDS	23 264	14 642	9 179
882 PHOTO.CINEMATOGRPH,SUPL	3 374	10 755	6 745	525 RADIO-ACTIVE MATERIALS	27	3 791	2 339
883 CINE.FILM EXPOSD.DEVELOPD	232	2 187	1 377	531 SYNTH.COLOURS,LAKES,ETC.	55 930	127 042	78 558
884 OPTICAL GOODS NES	87	2 370	1 473	532 DYEING,TANNING MATERIALS	22 549	6 234	3 865
885 WATCHES AND CLOCKS	646	3 675	2 263	533 PIGMENTS, PAINTS, ETC.	303 391	176 525	109 543
891 ARMS AND AMMUNITION	1 384	5 311	3 296	541 MEDICINES,ETC.EXC.GRPS42	20 340	260 450	159 356
892 PRINTED MATTER	97 990	47 579	29 819	542 MEDICAMENTS	20 834	72 147	44 931
893 ARTICLES,NES,OF PLASTICS	37 073	37 385	23 238	551 ESSNTL.OIL, PERFUME, FLAVR	15 941	40 251	24 943
894 BABY CARRIAGE,TOYS,GAMES	17 405	32 091	20 118	553 PERFUMERY,COSMETICS,ETC.	19 602	32 447	20 127
895 OFFICE,STATIONERY SUPPLS	8 023	8 279	5 175	554 SOAP,CLEANERS,POLISH,ETC	159 001	54 759	33 987
896 WORKS OF ART,ANTIQUE ETC	332	10 103	6 177	562 FERTILIZER,EXCEPT GRP272	1 757 319	36 098	22 088
897 GOLD,SILVERWARE,JEWEL NES	177	20 790	13 048	571 POLYMERS OF ETHYLENE	415 313	84 997	53 023
898 MUSICAL INSTRUMENTS,ETC.	2 253	11 786	7 311	572 POLYMERS OF STYRENE	184 935	49 738	30 965
899 MISC MANUFCTRD GOODS NES	5 951	13 141	8 201	573 POLYMERS,VINYL CHLORIDE	161 962	39 251	24 326
951 COIN NONGOLD NONCURRENT	39	3 029	1 949	574 POLYACETAL,POLYCARBONATE	223 029	101 621	62 762
971 GOLD,NONMONTY EXCL DRES		312	208	575 OTH.PLASTIC,PRIMARY FORM	622 098	303 223	187 741
972 MONETARY GOLD,GOLD COINS		482	313	579 PLASTIC WASTE, SCRAP ETC	30 321	1 953	1 209
				581 PLASTIC TUBE,PIPE,HOSE	20 082	20 750	12 968
EXPORTS	44 050 531	22 789 936	14 125 415	582 PLASTIC PLATE,SHEETS,ETC	244 092	196 678	122 026
001 LIVE ANIMALS	157 902	76 848	47 476	583 MONOFILAMENT OF PLASTICS	78 875	55 152	34 306
011 BOVINE MEAT	7 914	6 223	3 860	591 INSECTICIDES, ETC.	66 233	79 116	48 794
012 OTHER MEAT, MEAT OFFAL	22 693	10 289	6 444	592 STARCHES,INULIN,ETC.	106 079	29 396	18 070
016 MEAT,ED.OFFL,DRY,SLT,SMK	148	195	120	593 EXPLOSIVES,PYROTECHNICS	5 510	3 336	2 060
017 MEAT,OFFL,PRPD,PRSD,NES	16 993	13 351	8 270	597 PREPRED ADDITIVES,LIQUIDS	100 378	43 770	27 253
022 MILK AND CREAM	131 754	26 871	16 522	598 MISC.CHEMICAL PRODTS,NES	850 845	305 983	189 525
023 BUTTER,OTHER FAT OF MILK	1 286	989	599	600 CPL IND PLANT CHAP 69-76	660	678	429
024 CHEESE AND CURD	48 475	37 087	22 770	611 LEATHER	21 354	20 402	12 622
025 EGGS,BIRDS,YOLKS,ALBUMIN	17 658	5 454	3 391	612 MANUFACT. LEATHER ETC.NES	369	1 467	928
034 FISH,FRESH,CHILLED,FROZEN	2 003	1 212	730	613 FURSKINS,TANNED,DRESSED	265	7 088	4 325
035 FISH,DRIED,SALTED,SMOKED	387	273	163	621 MATERIALS OF RUBBER	36 614	45 998	28 684
036 CRUSTACEANS,MOLLUSCS ETC	2 388	2 123	1 311	625 RUBBER TYRES,TUBES,ETC.	175 944	127 886	79 291
037 FISH ETC.PRPD,PRSD,NES	11 021	7 667	4 801	629 ARTICLES OF RUBBER, NES	28 038	70 304	43 590
044 MAIZE UNMILLED	1 050	236	140	633 CORK MANUFACTURES	196	499	306
047 OTHER CEREAL MEAL,FLOURS	20 398	322	194	634 VENEERS, PLYWOOD, ETC.	148 733	30 306	18 937
048 CEREAL PREPARATIONS	114 515	46 011	28 526	635 WOOD MANUFACTURES, NES	53 008	18 275	11 310
054 VEGETABLES	72 646	11 092	6 924	641 PAPER AND PAPERBOARD	1 837 713	373 308	231 562
056 VEGETABLES,PRPD,PRSD,NES	30 800	9 645	5 954	642 PAPER,PAPERBOARD,CUT ETC	269 987	117 010	72 572
057 FRUIT,NUTS EXCL.OIL NUTS	89 365	31 448	19 571	651 TEXTILE YARN	120 020	131 488	81 648
058 FRUIT,PRESERVED,PREPARED	4 804	2 456	1 519	652 COTTON FABRICS, WOVEN	8 609	28 034	17 446
059 FRUIT, VEGETABLE JUICES	8 715	1 865	1 152	653 FABRICS,MAN-MADE FIBRES	33 226	98 075	60 948
061 SUGARS,MOLASSES,HONEY	25 072	3 046	1 152	654 OTH.TEXTILE FABRIC,WOVEN	9 014	19 361	12 146
062 SUGAR CONFECTIONERY	24 081	11 680	7 355	655 KNIT,CROCHET,FABRIC NES	6 237	20 386	12 724
071 COFFEE,COFFEE SUBSTITUTE	23 590	23 384	14 437	656 TULLE,LACE,EMBROIDRY,ETC	2 418	8 611	5 303
072 COCOA	35 779	10 982	6 831	657 SPECIAL YARN,TXTL.FABRIC	78 470	95 275	59 244
073 CHOCOLATE,OTH.COCOA PREP	54 791	33 926	21 264	658 TEXTILE ARTICLES NES	7 031	13 984	8 640
074 TEA AND MATE	1 056	1 035	644	659 FLOOR COVERINGS, ETC.	19 483	30 636	19 129
075 SPICES	6 232	3 360	2 055	661 LIME,CEMENT,CONSTR.MATRL	25 438	2 821	1 781
081 ANIMAL FEED STUFF	108 192	26 578	16 524	662 CLAY,REFCT,CONSTR.MATRL	275 670	39 378	24 515
091 MARGARINE AND SHORTENING	396	178	114	663 MINERAL MANUFACTURES,NES	289 452	85 014	52 739
098 EDIBLE PROD.PREPRTS,NES	76 549	35 576	21 984	664 GLASS	155 622	68 173	42 418
111 NON-ALCOHOL.BEVERAGE,NES	82 307	15 661	9 738	665 GLASSWARE	67 243	41 855	25 973
112 ALCOHOLIC BEVERAGES	281 568	39 090	24 063	666 POTTERY	18 779	26 398	16 452
121 TOBACCO, UNMANUFACTURED	306	279	167	667 PEARLS,PRECIOUS STONES			
122 TOBACCO, MANUFACTURED	2 980	8 330	5 311	671 PIG IRON,SPIEGELEISN,ETC	235 500	20 883	12 878
211 HIDES,SKINS(EX.FURS),RAW	73 984	16 473	10 127	672 INGOTS ETC.IRON OR STEEL	21 109	2 179	1 360
212 FURSKINS, RAW	5	105	68	673 FLAT-ROLLED IRON ETC.	6 229 069	517 575	319 581
222 OILSEED(SFT.FIX VEG.OIL)	1 594	459	291	674 FLAT-ROLLED PLATED IRON	1 043 569	139 994	86 706
223 OILSEED(OTH.FIX.VEG.OIL)	7 052	784	499	675 FLAT-ROLLED, ALLOY STEEL	366 251	85 737	53 463
231 NATURAL RUBBER, ETC.	1 172	261	157	676 IRON,STL,BAR,SHAPES ETC.	899 256	99 203	61 705
232 SYNTHETIC RUBBER, ETC.	199 336	48 411	30 098	677 RAILWAY TRACK IRON,STEEL	77 877	20 538	12 702
246 WOOD IN CHIPS, PARTICLES	10 925	221	136	678 WIRE OF IRON OR STEEL	30 680	10 751	6 657
247 WOOD ROUGH,ROUGH SQUARED	15 037	1 087	661	679 TUBES,PIPES,ETC.IRON,STL	362 802	80 685	50 055
248 WOOD, SIMPLY WORKED	1 000 892	55 858	34 780	681 SILVER,PLATINUM,ETC.	2 079	45 148	27 775
251 PULP AND WASTE PAPER	101 877	6 440	3 965	682 COPPER	231 107	169 396	105 045
261 SILK	35	57	3	683 NICKEL	2 718	7 949	4 917
263 COTTON	19 161	4 060	2 508	684 ALUMINIUM	193 557	145 610	90 094
266 SYNTHETIC FIBRES	212 789	73 252	45 396	685 LEAD	8 149	2 904	1 780
267 OTHER MAN-MADE FIBRES	48 076	19 643	12 273	686 ZINC	14 769	6 180	3 787
268 WOOD, OTHER ANIMAL HAIR	2 030	2 356	1 457	687 TIN	1 294	1 551	954
269 WORN CLOTHING,TEXTL.ARTL	45 186	5 457	3 386	689 MISC.NON-FERR.BASE METAL	1 821	3 660	2 249
272 FERTILIZERS, CRUDE	6 743	431	269	691 METALLIC STRUCTURES NES	200 890	92 928	57 471
273 STONE, SAND AND GRAVEL	57 497	1 482	918	692 CONTAINERS,STORAGE,TRNSP	47 605	34 418	21 304
274 SULPHUR,UNRSTD.IRON PYRS	6 470	2 016	1 239	693 WIRE PRODUCTS EXCL.ELECT	43 831	23 353	14 546
277 NATURAL ABRASIVES, NES	905	1 415	874	694 NAILS,SCREWS,NUTS,ETC.	94 574	75 208	46 594
278 OTHER CRUDE MINERALS	1 426 753	26 208	16 101	695 TOOLS	115 822	208 784	129 266
282 FERROUS WASTE AND SCRAP	2 540 552	50 778	32 276	696 CUTLERY	8 858	37 143	23 078
285 ALUMINIUM ORE,CONCTR,ETC	116 297	8 883	5 543	697 HOUSEHOLD EQUIPMENT,NES	23 204	38 553	24 001
287 ORE,CONCENTR.BASE METALS	24 590	1 604	979	699 MANUFACTS.BASE METAL,NES	249 237	245 757	152 783
				700 CPL IND PLANT (84/85/87)	33 302	102 003	64 524

7 IMPORTS AND EXPORTS (SPECIAL TRADE) BY COUNTRIES OF PRODUCTION AND CONSUMPTION AND BY GROUPS OF THE SITC-REV. III 1990

GROUP DESCRIPTION	DT = 100 KG	1 000 DM	1 000 \$	GROUP DESCRIPTION	DT = 100 KG	1 000 DM	1 000 \$
711 STEAM GENER. BOILERS, ETC.	3 922	5 659	3 529	665 GLASSWARE	974	77	51
712 STEAM TURBINES	2 089	13 708	8 499	723 CIVIL ENGINEERING EQUIPT	9	51	30
713 INTRNL COMBUS PSTN ENGIN	412 154	667 867	413 365	743 PUMPS NES, CENTRIFUGS ETC	26	507	316
714 ENGINES, MOTORS NON-ELECT	125	4 900	2 931	748 TRANSMISSIONS SHAFTS ETC	54	180	109
716 ROTATING ELECTRIC PLANT	56 907	109 254	67 638	752 AUTOMATC. DATA PROC. EQUIP	3	254	151
718 OTH. POWR. GENRNG. MACHNRY	4 379	87 034	51 672	771 ELECT POWER MACHNRY. PARTS	16	324	202
721 AGRIC. MACHINES, EX. TRACTR	91 653	100 381	60 906	781 PASS. MOTOR VEHCLS. EX. BUS	6 543	3 679	2 344
722 TRACTORS	55 575	56 081	34 825	874 MEASURE, CONTROL INSTRMNT	1	56	33
723 CIVIL ENGINEERING EQUIPT	275 147	268 772	166 699	882 PHOTO. CINEMATOGRPH. SUPPL	10	90	57
724 TEXTILE, LEATHER MACHINES	49 983	211 904	131 186				
725 PAPER, PULP MILL MACHINES	27 522	88 822	55 476	EXPORTS	1 259 504	500 116	308 939
726 PRINTNG, BOOKBINDNG MACHS	70 545	331 619	206 611	001 LIVE ANIMALS	2 505	604	375
727 FOOD-PROCESS. MCH. NON DOM	7 533	34 314	21 540	011 BOVINE MEAT	12 082	5 852	3 607
728 OTH. MACH. PTS, SPLC INDUSTR	157 069	500 446	312 130	012 OTHER MEAT, MEAT OFFAL	1 233	249	157
731 METAL REMOVAL WORK TOOLS	54 485	238 390	151 558	016 MEAT, ED. OFFL, DRY, SLT, SMK	187	373	233
733 MACH-TOOLS, METAL-WORKING	41 600	98 182	60 256	017 MEAT, OFFL, PRPD, PRSVD, NES	3 243	3 067	1 924
735 PARTS, NES, FOR MACH-TOOLS	17 507	67 785	42 758	022 MILK AND CREAM	228 866	24 338	14 970
737 METALWORKING MACHNRY NES	26 430	94 055	58 073	023 BUTTER, OTHER FAT OF MILK	4 066	1 331	826
741 HEATING, COOLING EQUIP. PART	-	-	-	024 CHEESE AND CURD	12 084	5 846	3 590
742 PUMPS FOR LIQUIDS, PARTS	34 618	146 350	90 590	037 FISH ETC. PREPD, PRSVD, NES	451	351	219
743 PUMPS NES, CENTRIFUGS ETC	111 210	244 118	151 256	047 OTHER CEREAL MEAL, FLOURS	651	70	42
744 MECHANICAL HANDLING EQUIP	212 762	272 847	169 558	048 CEREAL PREPARATIONS	151 354	12 987	8 066
745 OTH. NONELEC MCH, TOOL, NES	51 587	254 514	157 641	054 VEGETABLES	549	1 042	637
746 BALL OR ROLLER BEARINGS	45 390	127 197	78 534	056 VEGETABLES, PRPD, PRSVD, NES	6 959	1 627	1 005
747 TAPS, COCKS, VALVES, ETC.	29 616	125 288	77 710	057 FRUIT, NUTS EXCL. OIL NUTS	278	78	48
748 TRANSMISSIONS SHAFTS ETC	98 085	133 883	82 952	058 FRUIT, PRESERVED, PREPARED	2 046	820	506
749 NON-ELECT MACH. PARTS, ETC	27 179	117 130	72 467	059 FRUIT, VEGETABLE JUICES	2 618	323	196
751 OFFICE MACHINES	17 417	103 816	64 820	061 SUGARS, MOLASSES, HONEY	445 513	30 049	18 637
752 AUTOMATC. DATA PROC. EQUIP	23 118	419 999	260 294	062 SUGAR CONFECTIONERY	1 361	884	551
759 PARTS, FOR OFFICE MACHINS	11 101	197 557	122 547	071 COFFEE, COFFEE SUBSTITUTE	1 670	1 900	1 169
761 TELEVISION RECEIVERS ETC	53 617	221 079	137 180	073 CHOCOLATE, OTH. COCOA PREP	973	665	406
762 RADIO-BROADCAST RECEIVER	8 302	54 122	33 643	074 TEA AND MATE	89	94	59
763 SOUND RECORDER, PHONOGRPH	2 855	24 539	15 307	075 SPICES	128	123	68
764 ELECTCOMM. EQUIP. PARTS NES	33 748	263 104	163 345	081 ANIMAL FEED STUFF	789	325	205
771 ELECT POWER MACHNRY. PARTS	33 431	123 308	76 783	091 MARGARINE AND SHORTENING	3 502	960	587
772 ELEC. SWITCH, RELAY, CIRCUIT	91 471	443 881	275 627	098 EDIBLE PROD. PREPRPTS, NES	8 425	2 777	1 721
773 ELECTR DISTRIB. EQPT NES	74 148	118 429	73 597	111 NON-ALCOHOL. BEVERAGE, NES	37 713	3 933	2 462
774 ELECTRO-MEDCL. XRAY EQUIP	4 168	76 792	47 669	112 ALCOHOLIC BEVERAGES	52 188	7 174	4 462
775 DOM. ELEC. NON-ELEC. EQUIPT	315 348	388 168	240 679	121 TOBACCO, UNMANUFACTURED	718	78	49
776 TRANSISTORS, VALVES, ETC.	63 225	195 362	121 264	122 TOBACCO, MANUFACTURED	2 232	3 386	2 113
778 ELECTRIC MACH. APPART. NES	294 991	583 810	361 770	247 WOOD ROUGH, ROUGH SQUARED	1 763	154	93
781 PASS. MOTOR VEHCLS. EX. BUS	1 342 538	2 567 311	1 581 893	248 WOOD, SIMPLY WORKED	914	240	155
782 GOODS, SPLC TRANSPORT VEH	497 766	595 577	367 843	267 OTHER MAN-MADE FIBRES	4 473	2 842	1 747
783 ROAD MOTOR VEHICLES NES	70 206	104 987	63 623	278 OTHER CRUDE MINERALS	3 141	78	48
784 PARTS, TRACTORS, MOTOR VEH	1 438 261	1 491 331	927 194	292 CRUDE VEG. MATERIALS, NES	615	691	421
785 CYCLES, MOTORCYCLES ETC.	30 016	112 700	69 755	334 PETROLEUM PRODUCTS	3 690	379	231
786 TRAILERS, SEMI-TRAIL, ETC	101 038	80 367	49 559	335 RESIDUAL PETROL. PRODUCTS	1 592	170	105
791 RAILWAY VEHICLES, EQUIPNT	6 395	20 630	12 857	421 FIXED VEG. FAT, OILS, SOFT	34 715	2 910	1 748
792 AIRCRAFT, ASSCOTO. EQUIPNT	1 032	32 871	20 796	511 HYDROCARBONS, NES, DERIVTS	43	61	39
793 SHIP, BOAT, FLOAT, STRUCTRS	4 506	11 916	7 232	512 ALCOHOL, PHENOL, ETC. DERIV	314	266	167
800 CPL IND PLANT CHAP 90/94	387	999	1 893	513 CARBOXYLIC ACIDS, DERIVTS	196	134	85
811 PREFABRICATED BUILDINGS	5 905	3 068	21 052	514 NITROGEN-FUNCT. COMPOUNDS	123	109	69
812 PLUMBNG, SANITRY, EQPT. ETC	32 142	33 746	28 047	522 INORGANIC CHEM. ELEMENTS	1 065	262	163
813 LIGHTNG FIXTURES ETC. NES	15 695	45 181	82 433	523 METAL, SALTS, INORGAN. ACID	3 042	473	295
821 FURNITURE, CUSHIONS, ETC.	122 990	132 330	8 675	533 PIGMENTS, PAINTS, ETC.	3 026	2 123	1 332
831 TRUNK, SUIT-CASES, BAG, ETC	5 548	13 870	26 006	541 MEDICINES, ETC. EXC. GRP542	17	48	32
841 MENS, BOYS CLOTHING, X-KNIT	6 015	42 352	43 904	542 MEDICAMENTS	204	6 570	4 165
842 WOMEN, GIRL CLOTHING, XKNIT	5 778	70 809	2 452	551 ESSENTL. OIL, PERFUME, FLAVR	74	111	69
843 MENS, BOYS CLOTHING, KNIT	814	3 977	4 332	553 PERFUMERY, COSMETICS, ETC.	308	684	428
844 WOMEN, GIRLS CLOTHING, KNIT	769	6 911	12 518	554 SOAP, CLEANERS, POLISH, ETC	1 567	597	372
845 OTHR. TEXTILE APPAREL, NES	2 353	20 117	4 506	574 POLYACETAL, POLYCARBONATE	221	79	47
846 CLOTHING ACCESSRS, FABRIC	970	7 150	13 172	575 OTH. PLASTIC, PRIMARY FORM	1 377	1 156	720
848 CLOTHING, NONTXLT; HEADGEAR	3 777	21 010	9 779	581 PLASTIC TUBE, PIPE, HOSE	1 183	664	412
851 FOOTWEAR	3 569	15 815	9 779	582 PLASTIC PLATE, SHEETS, ETC	2 840	1 983	1 248
871 OPTICAL INSTRUMENTS, NES	652	24 704	15 344	583 MONOFILAMENT OF PLASTICS	594	651	392
872 MEDICAL INSTRUMENTS NES	13 081	136 852	84 917	591 INSECTICIDES, ETC.	491	298	184
873 METERS, COUNTERS, NES	4 328	36 087	259 028	592 STARCHES, INULIN, ETC.	100	81	48
874 MEASURE, CONTROL INSTRMNT	30 898	416 748	40 870	597 PREPRD ADDITIVES, LIQUIDS	2 879	976	617
881 PHOTOGRAPH APPAR. ETC. NES	7 679	65 893	65 307	598 MISC. CHEMICAL PRODTS, NES	2 605	505	312
882 PHOTO. CINEMATOGRPH. SUPPL	61 335	105 919	170	613 FURSKINS, TANNED, DRESSED	22	589	366
883 CINE. FILM EXPOSD. DEVELPD	18	271	21 767	621 MATERIALS OF RUBBER	205	228	140
884 OPTICAL GOODS NES	1 032	35 137	28 382	625 RUBBER TYRES, TUBES, ETC.	4 524	3 024	1 871
885 WATCHES AND CLOCKS	4 225	45 760	2 556	629 ARTICLES OF RUBBER, NES	73	317	192
891 ARMS AND AMMUNITION	583	4 095	79 761	634 VENEERS, PLYWOOD, ETC.	247	68	41
892 PRINTED MATTER	115 803	128 782	94 719	635 WOOD MANUFACTURES, NES	1 457	1 363	854
893 ARTICLES, NES, OF PLASTICS	122 946	152 221	32 985	641 PAPER AND PAPERBOARD	2 086	1 393	863
894 BABY CARRIAGE, TOYS, GAMES	27 943	53 030	53 642	642 PAPER, PAPERBOARD, CUT ETC	14 313	6 182	3 840
895 OFFICE, STATIONERY SUPPLS	18 619	86 690	84 211	651 TEXTILE YARN	50	153	92
896 WORKS OF ART, ANTIQUE ETC	276	135 599	8 558	652 COTTON FABRICS, WOVEN	376	2 545	1 558
897 GOLD, SILVERWARE, JEWEL NES	375	13 690	123 347	653 FABRICS, MAN-MADE FIBRES	75	247	151
898 MUSICAL INSTRUMENTS, ETC.	71 640	198 804	38 863	654 OTH. TEXTILE FABRIC, WOVEN	56	140	89
899 MISC MANUFCTRD GOODS NES	15 417	62 498	24 408	655 KNIT, CROCHET, FABRIC NES	40	104	62
941 COMPL IND PLANT CHAPT 99	31 147	38 428	201	656 TULLE, LACE, EMBROIDRY, ETC	10	57	36
961 COIN NONGOLD NONCURRENT	2	333	42 168	657 SPECIAL YARN, TXTL. FABRIC	190	451	280
971 GOLD, NONMONTY EXCL ORES	49	68 603	658 TEXTILE ARTICLES NES	453	800	498	
				659 FLOOR COVERINGS, ETC.	1 295	2 206	1 381
				662 CLAY, REFRCT. CONSTR. MATRL	1 185	233	143
CANARY IS				663 MINERAL MANUFACTURES, NES	726	498	308
IMPORTS	563 475	134 436	82 424	664 GLASS	4 674	887	540
034 FISH, FRESH, CHILLED, FROZN	480	309	194	665 GLASSWARE	1 417	888	553
054 VEGETABLES	486 777	97 152	59 263	666 POTTERY	633	806	494
057 FRUIT, NUTS EXCL. OIL NUTS	6 690	1 217	750	673 FLAT-ROLLED IRON ETC.	2 284	195	117
112 ALCOHOLIC BEVERAGES	12 694	511	599	676 IRON, STL. BAR, SHAPES ETC.	3 146	80	47
122 TOBACCO, MANUFACTURED	14	75	44	679 TUBES, PIPES, ETC. IRON, STL	3 616	700	444
288 NON-FERROUS WASTE, SCRAP	463	85	60	682 COPPER	3 015	2 279	1 406
292 CRUDE VEG. MATERIALS, NES	11 514	23 561	14 535	684 ALUMINIUM	3 353	3 732	2 305
335 RESIDUAL PETROL. PRODUCTS	21 752	2 026	1 209	691 METALLIC STRUCTURES NES	7 074	5 753	3 640
411 ANIMAL OILS AND FATS	13 208	506	332	692 CONTAINERS, STORAGE, TRNSP	770	1 195	786

7 IMPORTS AND EXPORTS (SPECIAL TRADE) BY COUNTRIES OF PRODUCTION AND CONSUMPTION AND BY GROUPS OF THE SITC-REV. III 1990

GROUP DESCRIPTION	DT = 100 KG	1 000 DM	1 000 \$	GROUP DESCRIPTION	DT = 100 KG	1 000 DM	1 000 \$
693 WIRE PRODUCTS EXCL.ELECT	120	69	42	112 ALCOHOLIC BEVERAGES	1 031	138	83
694 NAILS, SCREWS, NUTS, ETC.	81	135	85	269 WORN CLOTHING, TEXTL. ARTL	9 338	1 730	1 059
695 TOOLS	1 294	3 267	2 018	597 PREPRD ADDITIVES, LIQUIDS	254	135	84
696 CUTLERY	63	375	236	598 MISC. CHEMICAL PRODS. NES	215	65	41
697 HOUSEHOLD EQUIPMENT, NES	868	1 432	883	621 MATERIALS OF RUBBER	72	109	68
699 MANUFACTS. BASE METAL, NES	2 152	3 092	1 915	625 RUBBER TYRES, TUBES, ETC.	3 084	166	103
700 CPL IND PLANT (84/85/87)	1 309	8 585	5 084	629 ARTICLES OF RUBBER, NES	22	86	52
711 STEAM GENER. BOILERS, ETC.	89	106	64	642 PAPER, PAPERBOARD, CUT ETC	320	116	69
712 STEAM TURBINES	42	3 367	2 030	653 FABRICS, MAN-MADE FIBRES	46	51	33
713 INTRNL COMBUS PSTN ENGIN	926	4 576	2 839	655 GLASSWARE	224	175	109
714 ENGINES, MOTORS NON-ELECT	20	658	402	666 POTTERY	13	80	47
716 ROTATING ELECTRIC PLANT	228	782	502	679 TUBES, PIPES, ETC. IRON, STL	3 672	511	325
721 AGRIC. MACHINES, EX. TRACTR	207	251	155	685 TOOLS	16	49	32
722 TRACTORS	98	148	92	696 CUTLERY	8	64	41
723 CIVIL ENGINEERING EQUIPT	1 013	1 422	868	699 MANUFACTS. BASE METAL, NES	46	52	35
724 TEXTILE, LEATHER MACHINES	384	1 055	626	713 INTRNL COMBUS PSTN ENGIN	1 166	3 745	2 314
725 PAPER, PULP MILL MACHINES	429	1 185	704	723 CIVIL ENGINEERING EQUIPT	9	48	30
726 PRINTING, BOOKBINDING MACHS	135	695	423	727 FOOD-PROCESS. MCH. NON DOM	320	199	123
727 FOOD-PROCESS. MCH. NON DOM	158	623	369	742 PUMPS FOR LIQUIDS, PARTS	161	214	132
728 OTH. MACH. PTS, SPCL INDUST	1 813	6 389	3 892	743 PUMPS NES, CENTRIFUGS ETC	77	125	76
731 METAL REMOVAL WORK TOOLS	81	280	171	746 BALL OR ROLLER BEARINGS	20	86	53
735 PARTS, NES, FOR MACH-TOOLS	19	67	41	748 TRANSMISSIONS SHAFTS ETC	189	714	437
737 METALWORKING MACHNRY NES	15	98	60	749 NON-ELECT MACH. PARTS, ETC	55	293	178
741 HEATING, COOLING EQUIP, PART	*	*	751	751 OFFICE MACHINES	42	200	126
742 PUMPS FOR LIQUIDS, PARTS	185	886	547	761 TELEVISION RECEIVERS ETC	150	459	288
743 PUMPS NES, CENTRIFUGS ETC	912	5 277	3 202	762 RADIO-BROADCAST RECEIVER	15	207	127
744 MECHANICAL HANDLING EQUIP	4 894	5 794	3 613	764 TELECOMM. EQUIP. PARTS NES	77	192	115
745 OTH. NONELEC MCH, TOOL, NES	3 630	18 655	11 667	772 ELEC. SWITCH. RELAY. CIRCUIT	1	52	31
746 BALL OR ROLLER BEARINGS	33	110	67	775 DOM. ELEC. NON-ELEC. EQUIPT	37	91	51
747 TAPS, COCKS, VALVES, ETC.	415	1 898	1 164	778 ELECTRIC. MACH. APPART. NES	608	628	390
748 TRANSMISSIONS SHAFTS ETC	57	407	253	781 PASS. MOTOR VEHCLS. EX. BUS	7 392	15 856	9 813
749 NON-ELECT MACH. PARTS, ETC	152	866	547	784 PARTS, TRACTORS, MOTOR VEH	2 466	6 667	4 120
751 OFFICE MACHINES	320	1 535	938	813 LIGHTING FIXTURES ETC. NES	113	227	139
752 AUTOMATC. DATA PROC. EQUIP	85	1 476	886	821 FURNITURE, CUSHIONS, ETC.	68	127	77
759 PARTS, FOR OFFICE MACHINES	20	297	184	831 TRUNK, SUIT-CASES, BAG, ETC	7	74	47
761 TELEVISION RECEIVERS ETC	1 283	3 930	2 482	841 MENS, BOYS CLOTHING, X-KNIT	3	53	35
762 RADIO-BROADCAST RECEIVER	172	1 169	727	842 WOMEN, GIRL CLOTHING, X-KNIT	3	57	30
763 SOUND RECORDER, PHONOGRPH	19	223	137	851 FOOTWEAR	14	49	32
764 TELECOMM. EQUIP. PARTS NES	330	2 092	1 299	872 MEDICAL INSTRUMENTS NES	8	74	46
771 ELECT POWER MACHNRY, PARTS	45	437	271	874 MEASURE, CONTROL INSTRMNT	11	83	55
772 ELEC. SWITCH. RELAY. CIRCUIT	1 136	3 343	2 044	881 PHOTOGRAPH APPAR. ETC. NES	7	87	53
773 ELECTR. DISTRIBUT. EQPT NES	469	475	292	885 WATCHES AND CLOCKS	6	296	183
774 ELECTRO-MEDCL. XRAY EQUIP	18	469	298	894 BABY CARRIAGE, TOYS, GAMES	66	123	78
775 DOM. ELEC. NON-ELEC. EQUIPT	6 511	8 878	5 456	897 GOLD, SILVERWARE, JEWEL NES	1	162	102
776 TRANSISTORS, VALVES, ETC.	15	145	88	898 MUSICAL INSTRUMENTS, ETC.	33	79	47
778 ELECTRIC. MACH. APPART. NES	4 579	6 807	4 238				
781 PASS. MOTOR VEHCLS. EX. BUS	55 726	124 371	76 520	ICELAND			
782 GOODS, SPCL TRANSPORT VEH	10 330	14 530	8 969				
783 ROAD MOTOR VEHICLES NES	1 242	2 083	1 278	IMPORTS	1 216 045	382 297	237 511
784 PARTS, TRACTORS, MOTOR VEH	7 023	21 491	13 333				
785 CYCLES, MOTORCYCLES ETC.	144	685	410	001 LIVE ANIMALS	2 100	1 336	846
786 TRAILERS, SEMI-TRAILER, ETC	322	610	372	034 FISH, FRESH, CHILLED, FROZEN	558 054	191 940	119 477
793 SHIP, BOAT, FLOAT. STRUCTRS	748	611	380	035 FISH, DRIED, SALTED, SMOKED	42 196	25 028	15 611
811 PREFABRICATED BUILDINGS	87	96	57	036 CRUSTACEANS, MOLLUSCS ETC	185	394	244
812 PLUMBING, SANITRY, EQPT. ETC	135	132	81	037 FISH ETC. PREPD, PRSVD. NES	13 828	20 151	12 503
813 LIGHTING FIXTURES ETC. NES	426	1 293	783	081 ANIMAL FEED STUFF	34 116	2 333	1 495
821 FURNITURE, CUSHIONS, ETC.	5 584	5 313	3 253	268 WOOL, OTHER ANIMAL HAIR	477	234	144
831 TRUNK, SUIT-CASES, BAG, ETC	108	459	285	273 STONE, SAND AND GRAVEL	2 430	122	79
841 MENS, BOYS CLOTHING, X-KNIT	43	383	235	277 NATURAL ABRASIVES, NES	9 556	72	47
842 WOMEN, GIRL CLOTHING, X-KNIT	174	2 525	1 568	278 OTHER CRUDE MINERALS	10 230	772	481
843 MENS, BOYS CLOTHING, KNIT	20	139	88	289 PREC. METAL DRES. CONCTRSTS		487	293
844 WOMEN, GIRLS CLOTHING, KNIT	28	380	229	291 CRUDE ANIMAL MATERLS. NES	2 506	1 808	1 129
845 OTHR. TEXTILE APPAREL, NES	105	1 212	743	292 CRUDE VEG. MATERIALS, NES	1 984	238	152
846 CLOTHING ACCESSRS, FABRIC	31	224	138	411 ANIMAL OILS AND FATS	43 022	3 758	2 301
848 CLOTHING, NONTEXTL; HEADGEAR	24	339	214	598 MISC. CHEMICAL PRODS. NES	35 698	2 970	1 825
851 FOOTWEAR	90	461	284	651 TEXTILE YARN	27	74	47
871 OPTICAL INSTRUMENTS, NES	6	180	112	658 TEXTILE ARTICLES NES	56	270	175
872 MEDICAL INSTRUMENTS NES	168	2 759	1 717	663 MINERAL MANUFACTURES, NES	286	69	43
873 METERS, COUNTERS, NES	135	528	329	671 PIG IRON, SPIEGELEISN, ETC	143 336	14 225	8 813
874 MEASURE, CONTROL INSTRMNT	245	2 382	1 463	675 FLAT-ROLLED, ALLOY STEEL	35	55	37
881 PHOTOGRAPH APPAR. ETC. NES	265	1 399	867	684 ALUMINIUM	309 624	101 761	62 938
882 PHOTO. CINEMATOGRPH. SUPPL	2 765	5 523	3 436	697 HOUSEHOLD EQUIPMENT, NES	2 194	4 178	2 617
884 OPTICAL GOODS NES	1	664	413	713 INTRNL COMBUS PSTN ENGIN	183	145	94
885 WATCHES AND CLOCKS	68	580	361	726 PRINTING, BOOKBINDING MACHS	86	65	43
891 ARMS AND AMMUNITION	27	170	106	727 FOOD-PROCESS. MCH. NON DOM	29	912	71
892 PRINTED MATTER	9 835	11 002	6 821	728 OTH. MACH. PTS, SPCL INDUST	329	912	540
893 ARTICLES, NES, OF PLASTICS	2 972	2 576	1 581	741 HEATING, COOLING EQUIP, PART	1	71	45
894 BABY CARRIAGE, TOYS, GAMES	851	1 528	939	744 MECHANICAL HANDLING EQUIP	14	72	45
895 OFFICE, STATIONERY SUPPLS	470	3 406	2 103	745 OTH. NONELEC MCH, TOOL, NES	18	466	285
896 WORKS OF ART, ANTIQUE ETC	2	67	40	747 TAPS, COCKS, VALVES, ETC.	5	59	38
897 GOLD, SILVERWARE, JEWEL NES		554	350	752 AUTOMATC. DATA PROC. EQUIP	1	90	55
898 MUSICAL INSTRUMENTS, ETC.	915	2 366	1 461	759 PARTS, FOR OFFICE MACHINES	5	53	31
899 MISC MANUFCTRD GOODS NES	825	2 069	1 271	764 TELECOMM. EQUIP. PARTS NES	5	185	113
941 COMPL IND PLANT CHAPT 99	271	584	377	772 ELEC. SWITCH. RELAY. CIRCUIT	7	174	112
				778 ELECTRIC. MACH. APPART. NES	6	48	31
CEUTA MEL				842 WOMEN, GIRL CLOTHING, X-KNIT	16	195	122
IMPORTS	359	547	329	843 MENS, BOYS CLOTHING, KNIT	10	133	85
744 MECHANICAL HANDLING EQUIP	124	180	106	844 WOMEN, GIRLS CLOTHING, KNIT	23	298	189
846 CLOTHING ACCESSRS, FABRIC	121	196	119	845 OTHR. TEXTILE APPAREL, NES	132	1 458	929
EXPORTS	50 095	37 672	23 291	873 METERS, COUNTERS, NES	26	402	243
011 BOVINE MEAT	187	133	79	874 MEASURE, CONTROL INSTRMNT	3	147	89
022 MILK AND CREAM	14 804	1 151	712	892 PRINTED MATTER	8	70	43
048 CEREAL PREPARATIONS	473	196	119	893 ARTICLES, NES, OF PLASTICS	421	429	275
061 SUGARS, MOLASSES, HONEY	860	65	39	896 WORKS OF ART, ANTIQUE ETC	3	384	241
071 COFFEE, COFFEE SUBSTITUTE	679	243	156	898 MUSICAL INSTRUMENTS, ETC.	3	62	38
				961 COIN NONGOLD NONCURRENT	1	88	58
				972 MONETARY GOLD, GOLD COINS		137	87
				EXPORTS	777 630	289 180	179 450

GROUP DESCRIPTION	DT = 100 KG	1 000 DM	1 000 \$	GROUP DESCRIPTION	DT = 100 KG	1 000 DM	1 000 \$
034 FISH,FRESH,CHILLED,FROZN	372	182	111	692 CONTAINERS,STORAGE,TRNSP	5 186	3 161	1 981
036 CRUSTACEANS,MOLLUSCS ETC	51	87	51	693 WIRE PRODUCTS EXCL.ELECT	2 823	860	529
037 FISH ETC. PREPD, PRSVD, NES	100	121	82	694 NAILS, SCREWS, NUTS, ETC.	2 407	1 975	1 214
041 WHEAT, MESLIN, UNMILLED	12 537	352	218	695 TOOLS	1 009	2 654	1 646
043 BARLEY, UNMILLED	4 252	157	95	696 CUTLERY	147	864	545
047 OTHER CEREAL MEAL, FLOURS	167 526	2 723	1 707	697 HOUSEHOLD EQUIPMENT, NES	2 398	1 965	1 234
048 CEREAL PREPARATIONS	6 956	921	562	699 MANUFACTS. BASE METAL, NES	4 567	4 498	2 785
054 VEGETABLES	4 435	332	203	711 STEAM GENER. BOILERS, ETC.	51	86	52
056 VEGETABLES, PRPD, PRSVD, NES	806	216	137	713 INTRNL COMBUS PSTN ENGIN	536	1 854	1 159
057 FRUIT, NUTS EXCL. OIL NUTS	1 405	622	387	716 ROTATING ELECTRIC PLANT	152	357	225
058 FRUIT, PRESERVED, PREPARED	1 680	596	366	718 OTH. POWR. GENRTNG. MACHNRY	192	505	306
059 FRUIT, VEGETABLE JUICES	1 405	48	32	721 AGRIC. MACHINES, EX. TRACTR	3 189	2 583	1 576
061 SUGARS, MOLASSES, HONEY	17 525	1 384	866	722 TRACTORS	314	455	290
062 SUGAR CONFECTIONERY	813	498	317	723 CIVIL ENGINEERING EQUIPT	4 152	3 428	2 130
071 COFFEE, COFFEE SUBSTITUTE	672	335	203	724 TEXTILE, LEATHER MACHINES	172	935	593
072 COCOA	2 914	1 813	1 124	725 PAPER, PULP MILL MACHINES	46	167	105
073 CHOCOLATE, OTH. COCOA PREP	1 869	1 183	752	726 PRINTNG, BOOKBINDNG MACHS	183	1 234	775
075 SPICES	167	108	59	727 FOOD-PROCESS. MCH. NON DOM	444	5 242	3 302
081 ANIMAL FEED STUFF	2 808	432	268	728 OTH. MACH. PTS, SPCL INDUST	1 031	2 149	1 364
091 MARGARINE AND SHORTENING	140	56	36	731 METAL REMOVAL WORK TOOLS	71	342	215
098 EDIBLE PROD. BEVERPTS, NES	79 862	6 293	3 941	733 MACH-TOOLS, METAL-WORKING	68	53	31
111 NON-ALCOHOL. BEVERAGE, NES	387	56	36	735 PARTS, NES, FOR MACH-TOOLS	20	233	141
112 ALCOHOLIC BEVERAGES	21 896	3 533	2 191	737 METALWORKING MACHNRY NES	67	246	150
122 TOBACCO, MANUFACTURED	5	61	36	741 HEATING, COOLNG EQUIP. PART	4	4	4
246 WOOD IN CHIPS, PARTICLES	3 656	60	39	742 PUMPS FOR LIQUIDS, PARTS	425	2 010	1 247
248 WOOD, SIMPLY WORKED	6 884	1 183	729	743 PUMPS NES, CENTRIFUGS ETC	783	1 953	1 219
273 STONE, SAND AND GRAVEL	14 766	178	116	744 MECHANICAL HANDLING EQUIP	4 510	4 671	2 901
278 OTHER CRUDE MINERALS	25 974	275	171	745 OTH. NONELEC MCH, TOOL, NES	925	2 793	1 743
288 NON-FERROUS WASTE, SCRAP	3 375	60	36	746 BALL OR ROLLER BEARINGS	168	633	399
292 CRUDE VEG. MATERIALS, NES	6 526	486	300	747 TAPS, COCKS, VALVES, ETC.	628	2 143	1 331
334 PETROLEUM PRODUCTS	7 112	1 432	882	748 TRANSMISSIONS SHAFTS ETC	157	486	292
335 RESIDUAL PETROL. PRODUCTS	11 843	722	453	749 NON-ELECT MACH. PARTS, ETC	460	1 281	790
421 FIXED VEG. FAT, OILS, SOFT	1 262	158	98	751 OFFICE MACHINES	130	662	415
511 HYDROCARBONS, NES, DERIVTS	186	93	54	752 AUTOMATC. DATA PROC. EQUIP	62	1 337	836
512 ALCOHOL, PHENOL, ETC. DERIV	241	98	56	759 PARTS, FOR OFFICE MACHINS	36	718	445
513 CARBOXYLIC ACIDS, DERIVTS	1 019	200	124	761 TELEVISION RECEIVERS ETC	457	1 261	781
514 NITROGEN-FUNCT. COMPOUNDS	789	573	355	762 RADIO-BROADCAST RECEIVER	101	399	250
515 ORGANO-INORGANIC COMPOUNDS	96	160	97	763 SOUND-RECORD. PHONOGRPH	26	226	139
516 OTHER ORGANIC CHEMICALS	204	132	85	764 TELECOMM. EQUIP. PARTS NES	310	1 953	1 219
522 INORGANIC CHEM. ELEMENTS	44 308	401	246	771 ELECT. POWER MACHNRY, PARTS	689	993	638
523 METAL. SALTS, INORGAN. ACID	4 060	316	195	772 ELEC. SWITCH, RELAY, CIRCUIT	2 458	6 825	4 258
531 SYNTH. COLOURS, LAKES, ETC.	217	728	448	773 ELECTR. DISTRIB. EQPT NES	4 419	3 354	2 090
532 DYEING, TANNING MATERIALS	509	91	55	774 ELECTRO-MEDCL. XRAY EQUIP	66	846	506
533 PIGMENTS, PAINTS, ETC.	16 143	3 875	2 409	775 DOM. ELEC. NON-ELEC. EQUIPT	7 200	9 539	5 947
541 MEDICINES, ETC. EXC. GRP							

7 IMPORTS AND EXPORTS (SPECIAL TRADE) BY COUNTRIES OF PRODUCTION AND CONSUMPTION AND BY GROUPS OF THE SITC-REV. III 1990

GROUP DESCRIPTION	DT = 100 KG	1 000 DM	1 000 \$	GROUP DESCRIPTION	DT = 100 KG	1 000 DM	1 000 \$
098 EDIBLE PROD.PREPRTRS,NES	215	77	48	629 ARTICLES OF RUBBER, NES	2 947	2 563	1 624
334 PETROLEUM PRODUCTS	5 004	104	62	634 VENEERS, PLYWOOD, ETC.	29 790	3 396	2 147
335 RESIDUAL PETROL PRODUCTS	49 976	696	428	635 WOOD MANUFACTURES, NES	66 967	23 852	14 879
642 PAPER,PAPERBOARD,CUT ETC	47	72	47	641 PAPER AND PAPERBOARD	3 073 056	365 942	227 899
657 SPECIAL YARN,TXTL.FABRIC	40	84	52	642 PAPER,PAPERBOARD,CUT ETC	35 968	8 988	5 607
659 FLOOR COVERINGS, ETC.	308	147	90	651 TEXTILE YARN	3 228	1 572	984
699 MANUFACTS.BASE METAL,NES	74	127	85	652 COTTON FABRICS, WOVEN	1 076	2 773	1 734
713 INTRNL COMBUS PSTN ENGIN	15	321	213	653 FABRICS,MAN-MADE FIBRES	382	665	424
727 FOOD-PROCESS.MCH.NON DOM	35	308	196	654 OTH.TEXTILE FABRIC,WOVEN	133	230	142
744 MECHANICAL HANDLNG EQUIP	61	51	32	655 KNIT,CROCHET,FABRIC NES	165	454	284
745 OTH.NONELEC MCH,TOOL,NES	22	186	110	656 TULLE,LACE,EMBROIDRY,ETC	36	54	34
749 NON-ELECT MACH,PARTS,ETC	9	78	50	657 SPECIAL YARN,TXTL.FABRIC	9 885	4 745	3 024
764 TELECOMM.EQUIP,PARTS NES	12	77	48	658 TEXTILE ARTICLES NES	457	1 596	968
775 DOM.ELEC,NON-ELEC.EQUIPT	69	165	105	659 FLOOR COVERINGS, ETC.	229	363	226
781 PASS.MOTOR VEHCLS,EX.BUS	30	85	41	661 LIME,CEMENT,CONSTR.MATRL	40 259	4 027	2 534
874 MEASURE,CONTROL INSTRMNT	3	220	142	662 CLAY,REFRCT.CONSTR.MATRL	43 825	2 699	1 659
893 ARTICLES,NES,OF PLASTICS	188	98	60	663 MINERAL MANUFACTURES,NES	31 885	12 944	8 056
				664 GLASS	3 296	1 809	1 119
				665 GLASSWARE	30 453	1 794	1 129
				666 POTTERY	28	65	40
NORWAY				671 PIG IRON,SPIEGELEISN,ETC	1 994 692	236 767	146 968
IMPORTS	204 064 542	7 808 324	4 879 627	672 INGOTS ETC.IRON OR STEEL	432	91	56
012 OTHER MEAT, MEAT OFFAL	306	78	51	673 FLAT-ROLLED IRON ETC.	38 612	4 163	2 580
022 MILK AND CREAM	813	470	314	675 FLAT-ROLLED, ALLOY STEEL	8 774	863	559
024 CHEESE AND CURD	9 059	5 324	3 284	676 IRON,STL.BAR,SHAPES ETC.	753 268	54 857	33 972
025 EGGS,BIRDS,YOLKS,ALBUMIN	1 925	225	133	678 WIRE OF IRON OR STEEL	2 383	314	189
034 FISH,FRESH,CHILLED,FROZN	542 195	250 848	156 873	679 TUBES,PTPES,ETC.IRON,STL	21 028	2 907	1 780
035 FISH,DRIED,SALTED,SMOKED	18 249	14 469	9 042	681 SILVER,PLATINUM,ETC.	11	10 194	6 410
036 CRUSTACEANS,MOLLUSCS ETC	847	603	357	682 COPPER	75 380	39 749	24 463
037 FISH ETC.PREPD,PRSDV,NES	23 521	15 311	9 610	683 NICKEL	84 430	124 021	77 272
048 CEREAL PREPARATIONS	724	268	163	684 ALUMINIUM	2 716 124	861 449	534 769
054 VEGETABLES	7 664	332	202	685 LEAD	2 253	289	171
058 FRUIT,PRESERVED,PREPARED	1 280	299	182	686 ZINC	320 570	78 201	48 414
061 SUGARS,MOLASSES,HONEY	90	79	46	689 MISC.NON-FERR.BASE METAL	104 845	60 598	37 301
073 CHOCOLATE,OTH.COCOA PREP	63	66	44	691 METALLIC STRUCTURES NES	13 879	10 353	6 360
081 ANIMAL FEED STUFF	4 565	1 374	855	692 CONTAINERS,STORAGE,TRNSP	1 763	2 662	1 690
098 EDIBLE PROD.PREPRTRS,NES	682	610	367	693 WIRE PRODUCTS EXCL.ELECT	4 436	1 781	1 143
112 ALCOHOLIC BEVERAGES	3 563	2 996	1 853	694 NAILS,SCREWS,NUTS,ETC.	1 623	1 422	859
211 HIDES,SKINS(EX.FURS),RAW	8 206	3 784	2 282	695 TOOLS	1 603	5 122	3 193
212 FURSKINS, RAW	77	658	402	696 CUTLERY	62	215	131
232 SYNTHETIC RUBBER, ETC.	1 215	367	222	697 HOUSEHOLD EQUIPMENT,NES	11 904	3 796	2 370
245 FUEL WOOD, WOOD CHARCOAL	28 375	491	310	699 MANUFACTS.BASE METAL,NES	15 573	13 579	8 443
247 WOOD ROUGH,ROUGH SQUARED	58 004	2 075	1 248	711 STEAM GENER. BOILERS,ETC.	462	616	395
248 WOOD, SIMPLY WORKED	1 113 433	99 723	61 789	713 INTRNL COMBUS PSTN ENGIN	2 329	4 899	3 006
251 PULP AND WASTE PAPER	1 615 245	178 726	110 194	714 ENGINES,MOTORS NON-ELECT	138	1 226	746
268 WOOL, OTHER ANIMAL HAIR	125	172	72	716 ROTATING ELECTRIC PLANT	1 132	9 548	5 855
273 STONE, SAND AND GRAVEL	21 255 257	55 629	34 393	718 OTH.POWR.GENRTNG.MACHNRY	752	2 021	1 254
278 OTHER CRUDE MINERALS	8 075 422	53 466	33 213	721 AGRIC.MACHINES,EX.TRACTR	29 414	20 867	12 856
281 IRON ORE, CONCENTRATES	5 432 953	32 397	20 275	722 TRACTORS	185	122	72
282 FERROUS WASTE AND SCRAP	34 580	4 594	2 862	723 CIVIL ENGINEERING EQUIPT	10 795	9 164	5 741
283 COPPER ORES,CONCENTRATES	121 508	9 389	5 906	724 TEXTILE,LEATHER MACHINES	515	1 434	879
284 NICKEL ORES,CONCTR,MATTE	200	162	96	725 PAPER,PULP MILL MACHINES	1 299	2 610	1 621
285 ALUMINIUM ORE,CONCTR,ETC	3 546	572	337	726 PRINTNG,BOOKBINDNG MACHS	995	1 426	892
287 ORE,CONCENTR.BASE METALS	2 353 671	30 805	19 018	727 FOOD-PROCESS.MCH.NON DOM	404	1 546	974
288 NON-FERROUS WASTE,SCRAP	171 979	27 594	17 029	728 OTH.MACH,PTS,SPCL INDUST	12 380	31 553	19 905
289 PREC.METAL ORES,CONCRTS	307	6 212	3 833	731 METAL REMOVAL WORK TOOLS	190	515	308
291 CRUDE ANIMAL MATERIALS,NES	777	211	127	733 MACH-TOOLS,METAL-WORKING	2 054	2 701	1 651
292 CRUDE VEG.MATERIALS, NES	2 050	767	487	735 PARTS,NES,FOR MACH-TOOLS	1 031	2 595	1 612
321 COAL,NOT AGGLOMERATED	1 223 819	19 047	12 129	737 METALWORKING MACHNRY NES	752	2 133	1 343
333 PETROLEUM OILS, CRUDE	66 030 158	2 039 004	1 296 199	741 HEATING,COOLNG EQUIP,PART	9 303	17 377	10 719
334 PETROLEUM PRODUCTS	14 853 720	525 830	325 266	742 PUMPS FOR LIQUIDS,PARTS	2 406	7 415	4 658
335 RESIDUAL PETROL PRODUCTS	52 976	2 174	1 416	743 PUMPS NES,CENTRIFUGS ETC	2 108	6 387	3 988
342 LIQUEFIED PROPANE,BUTANE	856 040	30 233	19 215	744 MECHANICAL HANDLNG EQUIP	19 870	23 296	14 434
344 PETROLEUM GASES, NES	332 915	14 238	8 749	745 OTH.NONELEC MCH,TOOL,NES	4 341	7 928	4 888
411 ANIMAL OILS AND FATS	23 992	1 968	1 219	746 BALL OR ROLLER BEARINGS	714	775	504
431 ANIMAL,VEG.FATS,OILS,NES	43 120	5 461	3 393	747 TAPS,COCKS,VALVES,ETC.	2 581	4 540	2 819
511 HYDROCARBONS,NES,DERIVTS	372 500	35 070	22 129	748 TRANSMISSIONS SHAFTS ETC	2 628	2 725	1 693
512 ALCOHOL,PHENOL,ETC.DERIV	4 909	604	368	749 NON-ELECT MACH.PARTS,ETC	2 247	2 600	1 621
513 CARBOXYLIC ACIDS,DERIVTS	5 373	2 550	1 585	751 OFFICE MACHINES	181	1 975	1 254
514 NITROGEN-FUNCT.COMPOUNDS	19 642	76 846	47 777	752 AUTOMATC.DATA PROC.EQUIP	3 933	69 454	43 575
515 ORGANIC-INORGANIC COMPNDS	1 600	3 969	2 467	759 PARTS,FOR OFFICE MACHINS	506	14 915	9 351
516 OTHER ORGANIC CHEMICALS	5 441	9 964	6 199	761 TELEVISION RECEIVERS ETC	12	234	148
522 INORGANIC CHEM.ELEMENTS	700 740	69 994	43 171	763 SOUND RECORDER,PHONOGRPH	10	117	70
523 METAL.SALTS,INORGAN.ACID	40 295	5 967	3 687	764 TELECOMM.EQUIP,PARTS NES	3 009	43 854	27 409
524 OTHER CHEMICAL COMPOUNDS	421 648	43 927	27 390	771 ELECT POWER MACHNY,PARTS	2 020	16 560	10 282
525 RADIO-ACTIVE MATERIALS	3	190	118	772 ELEC.SWITCH.RELAY.CIRCUT	4 719	24 355	15 060
531 SYNTH.COLOURS,LAKE,ETC.	34	147	95	773 ELECTR.DISTRIB.EQPT NES	2 919	7 613	4 689
533 PIGMENTS, PAINTS, ETC.	30 755	15 462	9 495	774 ELECTRO-MEDCL.XRAY EQUIP	208	11 526	7 225
541 MEDICINES,ETC.EXC.GRPS42	292	6 062	3 765	775 DOM.ELEC,NON-ELEC.EQUIPT	2 389	3 552	2 211
542 MEDICAMENTS	293	533	332	776 TRANSISTORS, VALVES,ETC.	25	2 685	1 672
553 PERFUMERY,COSMETICS,ETC.	208	704	433	778 ELECTRIC.MACH.APART.NES	11 376	21 015	13 268
554 SOAP,CLEANERS,POLISH,ETC	25 840	4 786	3 002	781 PASS.MOTOR VEHCLS,EX.BUS	581	1 660	1 046
562 FERTILIZER,EXCEPT GRP272	954 049	31 016	19 879	782 GOODS,SPCL TRANSPORT VEH	16 163	10 287	6 337
571 POLYMERS OF ETHYLENE	356 704	56 365	34 935	783 ROAD MOTOR VEHICLES NES	3 280	3 334	2 139
572 POLYMERS OF STYRENE	9 161	2 171	1 363	784 PARTS,TRACTORS,MOTOR VEH	50 087	65 293	40 278
573 POLYMERS,VINYL CHLORIDE	7 194	961	588	785 CYCLES,MOTORCYCLES ETC.	387	480	297
574 POLYACETAL,POLYCARBONATE	31 157	10 421	6 488	786 TRAILERS,SEMI-TRAILR,ETC	1 801	999	620
575 OTH.PLASTIC,PRIMARY FORM	274 664	61 646	38 240	791 RAILWAY VEHICLES.EQUIPNT	427	776	512
579 PLASTIC WASTE, SCRAP ETC	2 338	204	134	792 AIRCRAFT,ASSOCTD.EQUIPNT	293	3 573	2 206
581 PLASTIC TUBE,PIPE,HOSE	370	793	492	793 SHIP,BOAT,FLOAT,STRUCTRS	136 095	25 052	15 392
582 PLASTIC PLATE,SHEETS,ETC	21 277	7 638	4 790	811 PREFABRICATED BUILDINGS	17 980	6 748	4 245
582 STARCHES,INULIN,ETC.	316	704	435	812 PLUMBNG,SANITRY,EQPT.ETC	145	315	196
593 EXPLOSIVES,PYROTECHNICS	4 525	11 167	6 973	813 LIGHTNG FIXTURES ETC.NES	7 034	13 878	8 721
597 PREPD ADDITIVES,LIQUIDS	559	176	115	821 FURNITURE,CUSHIONS,ETC.	20 594	31 638	19 673
598 MISC.CHEMICAL PRDCTS,NES	156 985	15 269	9 481	831 TRUNK,SUIT-CASES,BAG,ETC	31	116	70
611 LEATHER	1 029	2 835	1 769	841 MENS,BOYS CLOTHNG,X-KNIT	38	221	137
612 MANUFACT. LEATHER ETC.NES	59	170	101	842 WOMEN,GRL CLOTHNG,XKNIT	19	252	153
621 MATERIALS OF RUBBER	441	891	567	843 MENS,BOYS CLOTHNG,KNIT	57	365	227
625 RUBBER TYRES,TUBES,ETC.	26 207	18 098	11 334	844 WOMEN,GIRLS CLOTHNG.KNIT	93	632	394

7 IMPORTS AND EXPORTS (SPECIAL TRADE) BY COUNTRIES OF PRODUCTION AND CONSUMPTION AND BY GROUPS OF THE SITC-REV. III 1990

GROUP DESCRIPTION	DT = 100 KG	1 000 DM	1 000 \$	GROUP DESCRIPTION	DT = 100 KG	1 000 DM	1 000 \$
845 OTHR.TEXTILE APPAREL,NES	241	2 335	1 454	542 MEDICAMENTS	5 118	43 053	26 668
846 CLOTHING ACCESSRS,FABRIC	64	371	234	551 ESSNTL.OIL,PERFUME,FLAVR	897	1 898	1 238
848 CLOTHNG,NONTXTL;HEADGEAR	71	807	503	553 PERFUMERY,COSMETICS,ETC.	20 530	22 909	14 196
851 FOOTWEAR	65	309	190	554 SOAP,CLEANERS,POLISH,ETC	40 530	16 152	10 022
871 OPTICAL INSTRUMENTS,NES	16	645	399	562 FERTILIZER,EXCEPT GRP272	1 044 324	20 438	12 546
872 MEDICAL INSTRUMENTS NES	134	2 642	1 615	571 POLYMERS OF ETHYLENE	117 632	24 896	15 479
873 METERS,COUNTERS,NES	12	395	246	572 POLYMERS OF STYRENE	75 503	23 228	14 460
874 MEASURE,CONTROL INSTRMNT	1 796	26 575	16 505	573 POLYMERS,VINYL CHLORIDE	82 054	14 456	8 943
881 PHOTOGRAPH APPAR.ETC.NES	93	1 694	1 056	574 POLYACETAL,POLYCARBONATE	43 091	21 009	13 035
882 PHOTO.CINEMATOGRPH.SUPPL	69	1 199	1 121	575 OTH.PLASTIC,PRIMARY FORM	124 286	43 340	26 924
884 OPTICAL GOODS NES	4	362	231	579 PLASTIC WASTE, SCRAP ETC	4 684	216	134
885 WATCHES AND CLOCKS	4	154	98	581 PLASTIC TUBE,PIPE,HOSE	13 765	9 987	6 143
891 ARMS AND AMMUNITION	125	1 489	933	582 PLASTIC PLATE,SHEETS,ETC	57 598	40 425	25 166
892 PRINTED MATTER	892	1 819	1 140	583 MONOFILAMENT OF PLASTICS	4 838	5 000	3 092
893 ARTICLES,NES,OF PLASTICS	23 545	14 267	8 930	591 INSECTICIDES, ETC.	6 381	10 488	6 282
894 BABY CARRIAGE, TOYS,GAMES	2 735	5 043	3 217	592 STARCHES,INULIN,ETC.	26 804	9 814	6 124
895 OFFICE,STATIONERY SUPPLS	402	1 187	743	593 EXPLOSIVES,PYROTECHNICS	2 799	9 450	5 924
896 WORKS OF ART,ANTIQUE ETC	76	2 595	1 599	597 PREPRD ADDITIVES,LIQUIDS	54 459	16 424	10 226
897 GOLD,SILVERWARE,JEWEL NES	4	645	406	598 MISC.CHEMICAL PRODTS.NES	396 913	63 654	39 522
898 MUSICAL INSTRUMENTS,ETC.	123	5 255	3 185	611 LEATHER	759	3 680	2 284
899 MISC MANUFCTRD GOODS NES	3 780	9 232	1 971	612 MANUFACT. LEATHER ETC.NES	246	974	613
971 GOLD,NONMONTY EXCL DRES	3	2 637	1 631	613 FURSKINS,TANNED,DRESSED	2	128	78
EXPORTS	14 653 952	5 533 824	3 441 220	621 MATERIALS OF RUBBER	16 110	12 274	7 636
001 LIVE ANIMALS	75	319	197	625 RUBBER TYRES,TUBES,ETC.	49 715	33 162	20 442
017 MEAT,OFFL.PRPD,PRSD,NES	90	108	64	629 ARTICLES OF RUBBER, NES	7 977	16 965	10 558
022 MILK AND CREAM	311	82	55	633 CORK MANUFACTURES	925	1 563	967
024 CHEESE AND CURD	2 077	2 255	1 398	634 VENEERS, PLYWOOD, ETC.	82 763	16 488	10 246
034 FISH,FRESH,CHILLED,FROZN	1 820	765	474	635 WOOD MANUFACTURES, NES	14 356	6 087	3 769
036 CRUSTACEANS,MOLLUSCS ETC	52	71	41	641 PAPER AND PAPERBOARD	170 969	47 779	29 632
037 FISH ETC. PREPD,PRSD,NES	4 043	1 722	1 079	642 PAPER,PAPERBOARD,CUT ETC	70 751	33 956	21 195
042 RICE	3 750	349	214	651 TEXTILE YARN	20 908	23 694	14 652
047 OTHER CEREAL MEAL,FLOURS	261 497	3 946	2 462	652 COTTON FABRICS, WOVEN	3 657	10 210	6 356
048 CEREAL PREPARATIONS	169 409	18 286	11 250	654 OTH. TEXTILE FABRIC,WOVEN	7 292	22 865	14 151
054 VEGETABLES	5 195	3 636	2 288	655 KNIT,CROCHET,FABRIC NES	2 345	3 483	2 137
056 VEGETABLES,PRPD,PRSD,NES	4 626	2 006	1 245	656 TULLE,LACE,EMBROIDRY,ETC	1 094	3 016	1 871
057 FRUIT,NUTS EXCL.OIL NUTS	51 013	6 411	4 030	657 SPECIAL YARN,TXTL,FABRIC	19 554	34 583	21 396
058 FRUIT,PRESERVED,PREPARED	9 657	2 869	1 790	658 TEXTILE ARTICLES NES	2 962	6 631	4 132
059 FRUIT, VEGETABLE JUICES	10 128	2 898	1 765	659 FLOOR COVERINGS, ETC.	14 877	13 630	8 443
061 SUGARS,MOLASSES,HONEY	79 308	5 065	3 126	661 LIME,CEMENT,CONSTR.MATRL	249 955	4 155	2 570
062 SUGAR CONFECTIONERY	12 523	7 122	4 414	662 CLAY,REFRCT.CONSTR.MATRL	133 880	15 858	9 768
071 COFFEE,COFFEE SUBSTITUTE	16 150	10 082	6 416	663 MINERAL MANUFACTURES,NES	68 569	25 811	16 000
072 COCOA	15 422	7 276	4 527	664 GLASS	100 043	21 572	13 315
073 CHOCOLATE,OTH.COCOA PREP	12 511	9 729	6 153	665 GLASSWARE	35 974	13 292	8 286
074 TEA AND MATE	912	987	603	666 POTTERY	10 724	12 635	7 885
075 SPICES	2 624	1 847	1 141	667 PEARLS,PRECIOUS STONES	*	*	*
081 ANIMAL FEED STUFF	188 314	19 483	12 130	671 PIG IRON,SPIEGELEISN,ETC	3 540	922	575
091 MARGARINE AND SHORTENING	568	233	144	672 INGOTS ETC.IRON OR STEEL	13 546	1 096	658
098 EDIBLE PRD.PREPRNS,NES	11 463	7 269	4 514	673 FLAT-ROLLED IRON ETC.	938 409	71 822	44 565
111 NON-ALCOHOL.BEVERAGE,NES	12 718	2 925	1 824	674 FLAT-ROLLED PLATED IRON	77 971	11 961	7 428
112 ALCOHOLIC BEVERAGES	59 323	14 326	8 762	675 FLAT-ROLLED, ALLOY STEEL	192 855	45 207	27 965
122 TOBACCO, MANUFACTURED	81	192	116	676 IRON, STL.BAR,SHAPES ETC.	310 718	38 889	24 178
222 OILSEED(SFT.FIX VEG.OIL)	6 139	709	450	677 RAILWAY TRACK IRON,STEEL	4 945	1 131	696
223 OILSEED(OTH.FIX.VEG.OIL)	736	127	83	678 WIRE OF IRON OR STEEL	20 507	3 375	2 076
231 NATURAL RUBBER, ETC.	187	66	42	679 TUBES,PIPES,ETC.IRON,STL	632 501	155 457	96 733
232 SYNTHETIC RUBBER, ETC.	7 314	2 555	1 591	681 SILVER,PLATINUM,ETC.	271	7 537	4 695
245 FUEL WOOD, WOOD CHARCOAL	1 231	218	130	682 COPPER	53 602	41 414	25 717
246 WOOD IN CHIPS, PARTICLES	121 396	1 400	866	683 NICKEL	615	2 739	1 705
247 WOOD ROUGH,ROUGH SQUARED	13 053	142	88	684 ALUMINIUM	45 545	35 345	22 024
248 WOOD, SIMPLY WORKED	35 526	4 868	3 018	685 LEAD	4 703	976	608
251 PULP AND WASTE PAPER	5 999	867	531	686 ZINC	1 776	887	550
263 COTTON	1 201	311	195	687 TIN	471	751	457
266 SYNTHETIC FIBRES	14 164	4 913	3 053	689 MISC.NON-FERR.BASE METAL	1 404	803	506
268 WOOL, OTHER ANIMAL HAIR	1 482	1 123	698	691 METALLIC STRUCTURES NES	86 494	36 632	22 808
272 FERTILIZERS, CRUDE	2 323	231	144	692 CONTAINERS,STORAGE,TRNSP	16 049	9 076	5 629
273 STONE, SAND AND GRAVEL	82 326	1 704	1 052	693 WIRE PRODUCTS EXCL.ELECT	69 823	10 247	6 333
274 SULPHUR,UNRSTD.IRON PYRS	698	51	30	694 NAILS,SCREWS,NUTS,ETC.	29 243	21 942	13 600
278 OTHER CRUDE MINERALS	883 213	10 739	6 718	695 TOOLS	10 643	42 464	26 331
282 FERROUS WASTE AND SCRAP	87 933	1 437	967	696 CUTLERY	1 853	9 581	5 942
285 ALUMINIUM ORE,CONCTR.ETC	10 848	754	471	697 HOUSEHOLD EQUIPMENT,NES	8 383	9 244	5 780
288 NON-FERROUS WASTE,SCRAP	17 674	4 232	2 738	699 MANUFACTS.BASE METAL,NES	75 287	69 637	43 247
291 CRUDE ANIMAL MATERIALS,NES	11 302	5 377	3 346	700 CPL IND PLANT (84/85/87)	4	219	130
292 CRUDE VEG.MATERIALS, NES	16 066	6 690	4 156	711 STEAM GENER. BOILERS,ETC.	203	251	153
321 COAL,NOT AGGLOMERATED	453 216	10 334	6 347	712 STEAM TURBINES	590	4 032	2 688
322 BRIQUETTES,LIGNITE,PEAT	3 855	268	163	713 INTRNL COMBUS PSTN ENGIN	14 671	70 423	43 414
325 COKE,SEMI-COKE,RET.CARBON	1 188 120	22 348	13 871	714 ENGINES,MOTORS NON-ELECT	1 033	16 019	9 949
334 PETROLEUM PRODUCTS	300 651	13 815	8 650	716 ROTATING ELECTRIC PLANT	18 320	35 613	22 211
335 RESIDUAL PETROL.PRODUCTS	234 084	10 432	6 409	718 OTH.POWR.GENRTNG.MACHNRY	2 807	18 279	11 316
342 LIQUEFIED PROPANE,BUTANE	204	96	58	721 AGRIC.MACHINES,EX.TRACTR	19 218	17 607	10 765
344 PETROLEUM GASES, NES	1 173	87	52	722 TRACTORS	26 375	32 923	20 712
411 ANIMAL OILS AND FATS	3 187	318	192	723 CIVIL ENGINEERING EQUIPT	34 089	49 393	30 439
421 FIXED VEG.FAT,OILS, SOFT	2 785	702	432	724 TEXTILE,LEATHER MACHINES	3 864	16 153	10 037
422 FIXED VEG.FAT,OILS,OTHER	1 320	272	169	725 PAPER,PULP MILL MACHINES	3 470	14 665	9 136
431 ANIMAL,VEG.FATS,OILS,NES	7 344	1 826	1 134	726 PRINTNG,BOKKBINDNG MACHS	5 979	28 580	17 860
511 HYDROCARBONS,NES,DERIVTS	8 192	2 327	1 428	727 FOOD-PROCESS.MCH.NON DOM	4 483	40 982	25 294
512 ALCOHOL,PHENOL,ETC.DERIV	89 085	15 057	9 369	728 OTH.MACH.PTS,SPCL INDUST	32 783	94 628	59 012
513 CARBOXYLIC ACIDS,DERIVTS	222 424	22 278	13 826	731 METAL REMOVAL WORK TOOLS	2 964	13 324	8 225
514 NITROGEN-FUNCT.COMPOUNDS	23 613	10 923	6 801	733 MACH-TOOLS,METAL-WORKING	2 501	6 954	4 319
515 ORGANO-INORGANIC COMPODS	7 906	11 921	7 404	735 PARTS,NES,FOR MACH-TOOLS	1 303	7 062	4 364
516 OTHER ORGANIC CHEMICALS	33 913	12 054	7 446	737 METALWORKING MACHNRY NES	3 462	10 578	6 550
522 INORGANIC CHEM.ELEMENTS	173 776	20 099	12 454	741 HEATING,COOLING EQUIP,PART	*	*	*
523 METAL.SALTS,INORGAN.ACID	2 211 848	26 095	16 120	742 PUMPS FOR LIQUIDS,PARTS	12 466	50 152	31 139
524 OTHER CHEMICAL COMPOUNDS	7 468	1 819	1 130	743 PUMPS NES,CENTRIFUGS ETC	22 827	70 365	44 622
525 RADIO-ACTIVE MATERIALS	7	1 069	658	744 MECHANICAL HANDLING EQUIP	60 514	85 574	52 670
531 SYNTH.COLOURS,LAKES,ETC.	8 686	13 101	8 145	745 OTH.NONELEC MCH.TOOL NES	39 236	81 855	51 460
532 DYEING,TANNING MATERIALS	2 640	1 058	661	746 BALL OR ROLLER BEARINGS	4 862	14 158	8 765
533 PIGMENTS, PAINTS, ETC.	84 789	46 736	29 030	747 TAPS,COCKS,VALVES,ETC.	14 438	54 675	33 894
541 MEDICINES,ETC.EXC.GRP542	2 104	14 256	8 837	748 TRANSMISSIONS SHAFTS ETC	26 077	66 615	41 228
				749 NON-ELECT MACH.PARTS,ETC	13 780	33 781	20 847

7 IMPORTS AND EXPORTS (SPECIAL TRADE) BY COUNTRIES OF PRODUCTION AND CONSUMPTION AND BY GROUPS OF THE SITC-REV. III 1990

GROUP DESCRIPTION	DT = 100 KG	1 000 DM	1 000 \$	GROUP DESCRIPTION	DT = 100 KG	1 000 DM	1 000 \$
751 OFFICE MACHINES	2 660	13 729	8 488	265 VEGETABLE TEXTILE FIBRES	54	51	31
752 AUTOMATC.DATA PROC.EQUIP	5 095	95 488	59 307	266 SYNTHETIC FIBRES	1 282	391	235
759 PARTS, FOR OFFICE MACHINES	1 633	38 067	23 566	267 OTHER MAN-MADE FIBRES	29 391	9 517	5 901
761 TELEVISION RECEIVERS ETC	11 117	30 620	19 191	268 WOOL, OTHER ANIMAL HAIR	126	55	35
762 RADIO-BROADCAST RECEIVER	467	5 436	3 341	269 WORN CLOTHING, TEXTL. ARTL	717	61	36
763 SOUND RECORDER, PHONOGRPH	213	2 455	1 534	273 STONE, SAND AND GRAVEL	5 292 034	31 665	19 717
764 TELECOMM. EQUIP. PARTS NES	4 362	53 442	33 286	278 OTHER CRUDE MINERALS	67 868	1 034	639
771 ELECT. POWHR. MACHNY. PARTS	16 740	30 795	19 289	281 IRON ORE, CONCENTRATES	57 348 298	325 108	201 635
772 ELECT. SWITCH, RELAY, CIRCUIT	28 106	162 891	101 002	282 FERROUS WASTE AND SCRAP	119 577	7 500	4 640
773 ELECT. DISTRIBUT. EQPT NES	18 501	25 140	15 536	283 COPPER ORES, CONCENTRATES	240 850	21 957	14 223
774 ELECTRO-MEDCL. XRAY EQUIP	1 686	15 306	9 483	287 ORE, CONCENTR. BASE METALS	710 111	53 203	32 538
775 DOM. ELEC. NON-ELEC. EQUIPT	102 056	130 260	80 996	288 NON-FERROUS WASTE, SCRAP	70 969	11 697	7 239
776 TRANSISTORS, VALVES, ETC.	258	15 657	9 850	289 PREC. METAL ORES, CONCENTRATES	14 721	16 470	10 129
778 ELECTRIC MACH. APPAR. NES	82 869	122 347	76 165	291 CRUDE ANIMAL MATERIALS NES	3 975	1 929	1 218
781 PASS. MOTOR VEHCLS. EX. BUS	208 735	357 511	222 094	292 CRUDE VEG. MATERIALS, NES	6 862	4 112	2 546
782 GOODS, SPCL. TRANSPORT VEH	44 069	72 437	44 867	322 BRIQUETTES, LIGNITE, PEAT	19 474	396	242
783 ROAD MOTOR VEHICLES NES	3 454	8 482	5 217	334 PETROLEUM PRODUCTS	15 042 453	493 926	311 870
784 PARTS, TRACTORS, MOTOR VEH	70 133	141 250	87 495	335 RESIDUAL PETROL. PRODUCTS	247 090	11 378	7 038
785 CYCLES, MOTORCYCLES ETC.	8 758	22 820	14 033	342 LIQUEFIED PROPANE, BUTANE	7 535	157	93
786 TRAILERS, SEMI-TRAILER, ETC.	37 028	39 162	23 989	344 PETROLEUM GASES, NES	60 162	1 584	970
791 RAILWAY VEHICLES, EQUIPNT	15 724	27 300	16 779	411 ANIMAL OILS AND FATS	61 860	3 183	1 957
792 AIRCRAFT, ASSOC'D. EQUIPNT	79	14 899	9 066	421 FIXED VEG. FAT, OILS, SOFT	94 142	6 913	4 108
793 SHIP, BOAT, FLOAT, STRUCTRS	118 155	102 789	63 848	431 ANIMAL, VEG. FATS, OILS, NES	154 414	13 790	8 575
811 PREFABRICATED BUILDINGS	274	114	73	511 HYDROCARBONS, NES, DERIVTS	105 870	4 317	2 653
812 PLUMBING, SANITRY, EQPT. ETC	6 933	6 355	3 969	512 ALCOHOL, PHENOL, ETC. DERIV	67 275	15 546	9 665
813 LIGHTING FIXTURES ETC. NES	12 171	34 101	21 164	513 CARBOXYLIC ACIDS, DERIVTS	72 343	17 403	10 844
821 FURNITURE, CUSHIONS, ETC.	35 080	34 560	21 404	514 NITROGEN-FUNCT. COMPOUNDS	50 116	30 040	18 605
831 TRUNK, SUIT-CASES, BAG, ETC	1 892	5 818	3 600	515 ORGANO-INORGANIC COMPOUNDS	4 575	8 400	5 202
841 MENS, BOYS CLOTHING, X-KNIT	1 158	14 203	8 877	516 OTHER ORGANIC CHEMICALS	45 011	16 387	10 202
842 WOMEN, GIRL CLOTHING, XKNIT	5 423	83 479	51 505	522 INORGANIC CHEM. ELEMENTS	205 082	11 970	7 487
843 MENS, BOYS CLOTHING, KNIT	43	361	223	523 METAL, SALTS, INORGAN. ACID	183 963	29 864	18 575
844 WOMEN, GIRLS CLOTHING, KNIT	733	7 170	4 480	524 OTHER CHEMICAL COMPOUNDS	101 479	11 488	7 112
845 OTHR. TEXTILE APPAREL, NES	1 329	14 896	9 221	525 RADIO-ACTIVE MATERIALS	330	35 488	22 007
846 CLOTHING ACCESSORS, FABRIC	1 063	7 968	4 943	531 SYNTH. COLOURS, LAKES, ETC.	735	523	324
848 CLOTHING, NONTEXTL. HEADGEAR	806	9 244	5 757	532 DYEING, TANNING MATERIALS	183	131	82
851 FOOTWEAR	4 248	22 008	13 593	533 PIGMENTS, PAINTS, ETC.	54 885	17 393	10 833
871 OPTICAL INSTRUMENTS, NES	139	7 358	4 593	541 MEDICINES, ETC. EXC. GRP542	4 417	17 273	10 762
872 MEDICAL INSTRUMENTS NES	3 330	36 338	22 619	542 MEDICAMENTS	17 471	260 095	160 745
873 METERS, COUNTERS, NES	1 413	10 123	6 246	551 ESSNTL. OIL, PERFUME, FLAVR	2 738	1 214	761
874 MEASURE, CONTROL INSTRMNT	5 736	89 671	55 705	553 PERFUMERY, COSMETICS, ETC.	1 886	3 725	2 294
881 PHOTOGRAPH APPAR. ETC. NES	1 696	12 617	7 785	554 SOAP, CLEANERS, POLISH, ETC	17 722	5 856	3 596
882 PHOTO. CINEMATOGRPH. SUPPL	13 391	24 518	15 128	562 FERTILIZER, EXCEPT GRP272	834 277	20 195	12 514
884 OPTICAL GOODS NES	246	13 886	8 666	571 POLYMERS OF ETHYLENE	560 422	139 658	87 836
885 WATCHES AND CLOCKS	833	9 733	6 081	572 POLYMERS OF STYRENE	130 453	27 658	17 312
891 ARMS AND AMMUNITION	1 577	6 717	4 180	573 POLYMERS, VINYL CHLORIDE	136 449	23 236	14 427
892 PRINTED MATTER	54 697	46 422	28 913	574 POLYACETAL, POLYCARBONATE	11 946	4 156	2 551
893 ARTICLES, NES, OF PLASTICS	91 293	82 455	51 103	575 OTH. PLASTIC, PRIMARY FORM	210 980	48 053	30 033
894 BABY CARRIAGE, TOYS, GAMES	12 363	22 396	13 940	579 PLASTIC WASTE, SCRAP ETC	35 704	3 559	2 238
895 OFFICE, STATIONERY SUPPLS	4 104	13 870	8 653	581 PLASTIC TUBE, PIPE, HOSE	20 171	22 224	13 738
896 WORKS OF ART, ANTIQUE ETC	83	5 441	3 279	582 PLASTIC PLATE, SHEETS, ETC	100 171	49 258	30 535
897 GOLD, SILVERWARE, JEWEL NES	164	25 788	16 062	583 MONOFILAMENT OF PLASTICS	1 644	1 014	635
898 MUSICAL INSTRUMENTS, ETC.	9 193	31 671	19 717	591 INSECTICIDES, ETC.	4 172	6 752	4 125
899 MISC. MANUFACTRD GOODS NES	10 138	22 211	13 867	592 STARCHES, MULLIN, ETC.	57 248	16 483	10 286
941 COMPL. IND. PLANT CHAPT 99	17	303	181	593 EXPLOSIVES, PYROTECHNICS	457	1 266	771
971 GOLD, NONMONTRY EXCL. DRES		6 560	4 092	597 PREPRD ADDITIVES, LIQUIDS	3 143	1 339	826
				598 MISC. CHEMICAL PRODS. NES	467 460	67 650	42 121
SWEDEN				611 LEATHER	4 896	4 473	2 759
IMPORTS	124 827 572	13 192 442	8 200 721	612 MANUFACT. LEATHER ETC. NES	132	498	307
001 LIVE ANIMALS	257	729	465	613 FURSKINS, TANNED, DRESSED	17	89	55
012 OTHER MEAT, MEAT OFFAL	4 803	904	565	621 MATERIALS OF RUBBER	65 442	28 116	17 477
016 MEAT, ED. OFFL, DRY, SLT, SMK	76	194	123	625 RUBBER TYRES, TUBES, ETC.	40 445	23 668	14 664
017 MEAT, OFFL, PRPD, PRSVD, NES	13 089	6 349	3 950	629 ARTICLES OF RUBBER, NES	23 859	28 544	17 732
023 BUTTER, OTHER FAT OF MILK	1 873	504	313	633 CORK MANUFACTURES	1 617	1 226	736
024 CHEESE AND CURD	379	358	222	634 VENEERS, PLYWOOD, ETC.	190 263	23 485	14 619
025 EGGS, BIRDS, YOLKS, ALBUMIN	3 054	252	154	635 WOOD MANUFACTURES, NES	278 508	109 416	67 930
034 FISH, FRESH, CHILLED, FROZN	23 950	14 180	8 845	641 PAPER AND PAPERBOARD	13 258 682	2 056 020	1 278 888
035 FISH, DRIED, SALTED, SMOKED	814	1 269	829	642 PAPER, PAPERBOARD, CUT ETC	537 348	144 393	89 982
036 CRUSTACEANS, MOLLUSCS ETC	695	643	429	651 TEXTILE YARN	18 546	9 275	5 759
037 FISH ETC. PREPRD, PRSVD, NES	2 069	2 400	1 487	652 COTTON FABRICS, WOVEN	4 481	10 979	6 759
041 WHEAT, MESLIN, UNMILLED	1 621	75	50	653 FABRICS, MAN-MADE FIBRES	3 618	15 862	9 788
045 OTHER CEREALS, UNMILLED	1 474	72	47	654 OTH. TEXTILE FABRIC, WOVEN	6 624	9 623	5 981
048 CEREAL PREPARATIONS	106 643	37 835	23 491	655 KNIT, CROCHET, FABRIC NES	1 231	2 195	1 374
054 VEGETABLES	38 387	5 658	3 479	656 TULLE, LACE, EMBROIDRY, ETC	327	1 213	742
056 VEGETABLES, PRPD, PRSVD, NES	6 293	1 727	1 067	657 SPECIAL YARN, TXTL. FABRIC	49 967	59 722	37 087
057 FRUIT, NUTS EXCL. OIL NUTS	1 878	813	515	658 TEXTILE ARTICLES NES	9 647	20 117	12 376
058 FRUIT, PRESERVED, PREPARED	31 877	12 123	7 652	659 FLOOR COVERINGS, ETC.	2 994	3 074	1 893
059 FRUIT, VEGETABLE JUICES	837	137	83	661 LIME, CEMENT, CONSTR. MATRL	1 040 932	7 941	5 114
061 SUGARS, MOLASSES, HONEY	123	67	41	662 CLAY, REFRACT. CONSTR. MATRL	70 246	4 495	2 748
062 SUGAR CONFECTIONERY	3 375	1 829	1 139	663 MINERAL MANUFACTURES, NES	41 727	9 198	5 686
071 COFFEE, COFFEE SUBSTITUTE	28	77	50	664 GLASS	352 886	51 791	32 182
073 CHOCOLATE, OTH. COCOA PREP	36 519	32 687	20 351	665 GLASSWARE	46 452	10 364	6 452
081 ANIMAL FEED STUFF	4 517	674	415	666 POTTERY	928	1 842	1 152
091 MARGARINE AND SHORTENING	915	305	186	667 PEARLS, PRECIOUS STONES			
098 EDIBLE PROD. PREPRD, NES	14 151	5 272	3 287	671 PIG IRON, SPIEGELEISN, ETC	392 881	60 831	37 424
111 NON-ALCOHOL. BEVERAGE, NES	1 764	305	188	672 INGOTS ETC. IRON OR STEEL	432 005	98 315	61 379
112 ALCOHOLIC BEVERAGES	1 651	773	485	673 FLAT-ROLLED IRON ETC.	2 189 278	196 440	121 445
122 TOBACCO, MANUFACTURED	1 935	2 232	1 348	674 FLAT-ROLLED PLATED IRON	175 908	22 447	13 811
111 HIDES, SKINS (EX. FURS), RAW	21 413	5 637	3 467	675 FLAT-ROLLED, ALLOY STEEL	914 644	313 682	194 255
212 FURSKINS, RAW	184	3 135	1 905	676 IRON, STL, BAR, SHAPES ETC.	1 641 528	268 152	165 503
222 OILSEED (SFT, FIX VEG. OIL)	106 902	4 297	2 840	677 RAILWAY TRACK IRON, STEEL	34 270	2 436	1 517
231 NATURAL RUBBER, ETC.	1 103	188	119	678 WIRE OF IRON OR STEEL	127 646	72 130	44 801
232 SYNTHETIC RUBBER, ETC.	10 596	1 433	902	679 TUBES, PIPES, ETC. IRON, STL	453 538	228 558	141 434
244 CORK, NATURAL, RAW, WASTE	16	76	51	681 SILVER, PLATINUM, ETC.	1 138	30 075	18 361
246 WOOD IN CHIPS, PARTICLES	121 803	781	487	682 COPPER	146 837	88 414	54 635
247 WOOD ROUGH, ROUGH SQUARED	18 514	826	509	683 NICKEL	3 400	10 693	6 582
248 WOOD, SIMPLY WORKED	6 412 817	622 891	386 332	684 ALUMINIUM	343 747	128 390	79 495
251 PULP AND WASTE PAPER	8 704 389	1 089 556	660 223	685 LEAD	145 884	20 237	12 555
				686 ZINC	1 391	339	202
				689 MISC. NON-FERR. BASE METAL	10 197	6 645	4 096

7 IMPORTS AND EXPORTS (SPECIAL TRADE) BY COUNTRIES OF PRODUCTION AND CONSUMPTION AND BY GROUPS OF THE SITC-REV. III 1990

GROUP DESCRIPTION	DT = 100 KG	1 000 DM	1 000 \$	GROUP DESCRIPTION	DT = 100 KG	1 000 DM	1 000 \$
691 METALLIC STRUCTURES NES	65 034	30 362	18 810	022 MILK AND CREAM	598	166	104
692 CONTAINERS, STORAGE, TRNSP	34 772	32 836	20 871	024 CHEESE AND CURD	23 953	16 406	10 258
693 WIRE PRODUCTS EXCL. ELECT	4 442	1 289	787	025 EGGS, BIRDS, YOLKS, ALBUMIN	548	334	205
694 NAILS, SCREWS, NUTS, ETC.	24 736	26 911	16 581	034 FISH, FRESH, CHILLED, FROZEN	6 833	3 402	2 131
695 TOOLS	20 207	223 297	138 367	035 FISH, DRIED, SALTED, SMOKED	1 261	144	89
696 CUTLERY	137	699	435	036 CRUSTACEANS, MOLLUSCS ETC	27	56	36
697 HOUSEHOLD EQUIPMENT, NES	20 468	19 725	12 215	037 FISH ETC. PREP'D, PRSVD, NES	3 882	2 017	1 256
699 MANUFACT. BASE METAL, NES	111 770	110 111	68 325	041 WHEAT, MESLIN, UNMILLED	56 839	1 796	1 102
711 STEAM GENER. BOILERS, ETC.	168	519	315	042 RICE	11 433	1 107	690
712 STEAM TURBINES	215	1 663	1 040	044 MAIZE UNMILLED	607	82	50
713 INTRNL COMBUS PSTN ENGIN	17 774	38 607	23 995	045 OTHER CEREALS, UNMILLED	50 625	2 404	1 434
714 ENGINES, MOTORS NON-ELECT	189	11 668	7 217	047 OTHER CEREAL MEAL, FLOURS	182 104	3 378	2 111
716 ROTATING ELECTRIC PLANT	45 453	58 942	36 899	048 CEREAL PREPARATIONS	93 018	29 238	18 119
718 OTH. POWR. GENRTNG. MACHNRY	15 827	136 470	84 530	054 VEGETABLES	208 738	14 367	8 828
721 AGRIC. MACHINES, EX. TRACTR	23 516	89 777	55 637	056 VEGETABLES, PRPD, PRSVD, NES	15 538	8 200	5 068
722 TRACTORS	14 457	28 358	17 252	057 FRUIT, NUTS EXCL. OIL NUTS	125 591	15 466	9 689
723 CIVIL ENGINEERING EQUIPT	115 920	126 663	79 045	058 FRUIT, PRESERVED, PREPARED	22 823	9 784	6 073
724 TEXTILE, LEATHER MACHINES	7 080	33 122	20 785	059 FRUIT, VEGETABLE JUICES	13 579	3 092	1 910
725 PAPER, PULP MILL MACHINES	17 541	68 831	42 569	061 SUGARS, MOLASSES, HONEY	11 156	1 680	1 025
726 PRINTNG, BOOKBINDNG MACHS	9 410	34 937	21 819	062 SUGAR CONFECTIONERY	10 810	5 672	3 522
727 FOOD-PROCESS. MCH. NON DOM	2 680	8 400	5 274	071 COFFEE, COFFEE SUBSTITUTE	16 625	18 337	11 366
728 OTH. MACH. PTS, SPCL INDUST	61 989	177 759	110 311	072 COCOA	31 113	10 889	6 825
731 METAL REMOVAL WORK TOOLS	19 763	62 540	38 955	073 CHOCOLATE, OTH. COCOA PREP	18 939	12 323	7 750
733 MACH-TOOLS, METAL-WORKING	10 716	19 752	12 100	074 TEA AND MATE	1 445	1 522	937
735 PARTS, NES, FOR MACH-TOOLS	9 118	40 068	24 845	075 SPICES	3 645	2 455	1 520
737 METALWORKING MACHNRY NES	38 433	37 051	23 007	081 ANIMAL FEED STUFF	589 578	66 799	41 624
741 HEATNG, COOLNG EQUIP, PART	52 069	123 219	77 318	091 MARGARINE AND SHORTENING	8 758	1 487	935
742 PUMPS FOR LIQUIDS, PARTS	17 959	52 467	32 781	098 EDIBLE PROD. PREPRTNS, NES	57 979	22 447	13 641
743 PUMPS NES, CENTRIFUGS ETC	35 180	88 873	55 342	111 NON-ALCOHOL. BEVERAGE, NES	20 053	5 920	3 696
744 MECHANICAL HANDLING EQUIP	142 036	193 756	120 734	112 ALCOHOLIC BEVERAGES	196 816	40 095	24 756
745 OTH. NONELEC MCH, TOOL, NES	27 523	140 081	87 701	121 TOBACCO, UNMANUFACTURED	759	1 301	811
746 BALL OR ROLLER BEARINGS	39 420	92 085	57 082	122 TOBACCO, MANUFACTURED	1 260	2 589	1 556
747 TAPS, COCKS, VALVES, ETC.	16 898	66 428	41 395	211 HIDES, SKINS (EX. FURS), RAW	2 511	610	370
748 TRANSMISSIONS SHAFTS ETC	53 599	42 813	26 451	222 OILSEED (SFT. FIX VEG. OIL)	11 789	2 526	1 571
749 NON-ELECT MACH. PARTS, ETC	5 911	15 166	9 466	223 OILSEED (OTH. FIX. VEG. OIL)	3 098	327	204
751 OFFICE MACHINES	1 978	17 117	10 769	231 NATURAL RUBBER, ETC.	1 408	298	188
752 AUTOMATC. DATA PROC. EQUIP	22 066	384 855	241 834	232 SYNTHETIC RUBBER, ETC.	46 462	14 339	8 873
759 PARTS, FOR OFFICE MACHINS	6 154	117 587	73 532	245 FUEL WOOD, WOOD CHARCOAL	76	52	31
761 TELEVISION RECEIVERS ETC	4 329	19 022	11 800	246 WOOD IN CHIPS, PARTICLES	498 283	5 271	3 304
762 RADIO-BROADCAST RECEIVER	106	431	276	247 WOOD ROUGH, ROUGH SQUARED	5 572 573	58 783	36 283
763 SOUND RECORDER, PHONOGRPH	79	633	387	248 WOOD, SIMPLY WORKED	127 565	14 578	9 000
764 TELECOMM. EQUIP. PARTS NES	2 955	46 083	29 271	251 PULP AND WASTE PAPER	787 374	15 625	9 646
771 ELECT POWER MACHNRY, PARTS	9 184	35 605	22 184	263 COTTON	25 272	5 805	3 612
773 ELECT. SWITCH, RELAY, CIRCUIT	9 535	42 865	26 582	265 VEGETABLE TEXTILE FIBRES	849	215	132
773 ELECTR DISTRIB. EQPT NES	78 761	42 844	26 428	266 SYNTHETIC FIBRES	33 534	9 948	6 119
774 ELECTRO-MEDCL. XRAY EQUIP	4 266	82 626	51 425	267 OTHER MAN-MADE FIBRES	3 877	734	449
775 DOM. ELECT. NON-ELECT. EQUIPT	64 231	101 038	62 731	268 WOOL, OTHER ANIMAL HAIR	785	737	458
776 TRANSISTORS, VALVES, ETC.	138	11 933	7 395	269 WORN CLOTHING, TEXTL. ARTL	848	194	119
778 ELECTRIC MACH. APPART. NES	20 993	76 125	47 328	272 FERTILIZERS, CRUDE	9 235	537	334
781 PASS. MOTOR VEHCLS. EX. BUS	155 589	357 005	222 646	273 STONE, SAND AND GRAVEL	227 850	4 472	2 788
782 GOODS, SPCL TRANSPORT VEH	142 943	173 157	108 349	274 SULPHUR, UNRSTD. IRON PYRS	36 104	958	602
783 ROAD MOTOR VEHICLES NES	32 287	34 357	21 993	277 NATURAL ABRASIVES, NES	236	98	64
784 PARTS, TRACTORS, MOTOR VEH	116 337	187 504	116 662	278 OTHER CRUDE MINERALS	3 468 722	34 245	21 287
785 CYCLES, MOTORCYCLES ETC.	5 383	8 908	5 516	282 FERROUS WASTE AND SCRAP	1 022 884	78 763	49 073
786 TRAILERS, SEMI-TRAILER, ETC	13 564	14 277	8 892	285 ALUMINIUM ORE, CONCTR. ETC	342 108	5 202	3 224
791 RAILWAY VEHICLES, EQUIPNT	90 161	16 384	9 827	287 ORE, CONCENTR. BASE METALS	4 199	298	185
792 AIRCRAFT, ASSOCTD. EQUIPNT	354	14 271	8 567	288 NON-FERROUS WASTE, SCRAP	567 737	65 210	40 517
793 SHIP, BOAT, FLOAT, STRUCTRS	227 360	42 135	25 947	291 CRUDE ANIMAL MATERIALS, NES	32 102	10 016	6 267
811 PREFABRICATED BUILDINGS	31 908	9 662	6 065	292 CRUDE VEG. MATERIALS, NES	69 731	28 159	17 404
812 PLUMBNG, SANITARY, EQPT. ETC	3 041	4 553	2 848	321 COAL NOT AGGLOMERATED	50 615	1 451	885
813 LIGHTING FIXTURES ETC. NES	25 073	40 169	24 958	322 BRIQUETTES, LIGNITE, PEAT	19 951	1 991	1 225
821 FURNITURE, CUSHIONS, ETC.	512 479	283 709	176 874	325 COKE, SEMI-COKE, RET. CARBN	25 699	1 037	640
831 TRUNK, SUIT-CASES, BAG, ETC	405	825	514	334 PETROLEUM PRODUCTS	310 358	24 422	15 338
841 MENS, BOYS CLOTHING, X-KNIT	244	2 902	1 784	335 RESIDUAL PETROL. PRODUCTS	322 644	21 530	13 457
842 WOMEN, GIRL CLOTHING, XKNIT	104	1 383	872	342 LIQUEFIED PROPANE, BUTANE	158	554	351
843 MENS, BOYS CLOTHING, KNIT	30	343	218	411 ANIMAL OILS AND FATS	3 604	24 977	15 719
844 WOMEN, GIRLS CLOTHING, KNIT	76	1 050	642	421 FIXED VEG. FAT, OILS, SOFT	326 003	2 636	1 618
845 OTHR. TEXTILE APPAREL, NES	1 019	9 731	6 027	422 FIXED VEG. FAT, OILS, OTHER	2 636	9 652	5 935
846 CLOTHING ACCESSRS, FABRIC	413	3 502	2 196	431 ANIMAL, VEG. FATS, OILS, NES	69 765	47 717	29 397
848 CLOTHING, NONTEXTL; HEADGEAR	2 114	7 877	4 923	511 HYDROCARBONS, NES, DERIVTS	390 763	34 342	21 247
851 FOOTWEAR	2 228	4 051	2 477	512 ALCOHOL, PHENOL, ETC. DERIV	192 976	41 225	25 636
871 OPTICAL INSTRUMENTS, NES	56	4 628	2 874	513 CARBOXYLIC ACIDS, DERIVTS	214 857	31 946	19 861
872 MEDICAL INSTRUMENTS NES	8 732	83 945	52 439	514 NITROGEN-FUNCT. COMPOUNDS	73 522	18 630	11 556
873 METERS, COUNTERS, NES	95	1 743	1 060	515 ORGANO-INORGANIC COMPNDS	16 717	29 400	18 172
874 MEASURE, CONTROL INSTRMNT	4 482	125 246	77 908	516 OTHER ORGANIC CHEMICALS	147 533	96 793	60 197
881 PHOTOGRAPH APPAR. ETC. NES	543	10 089	6 297	522 INORGANIC CHEM. ELEMENTS	1 948 478	29 840	18 445
882 PHOTO. CINEMATOGRPH. SUPPL	3 997	16 768	10 312	523 METAL. SALTS, INORGAN. ACID	631 822	23 018	14 337
883 CINE. FILM EXPOS. DEVELPD	5	189	114	524 OTHER CHEMICAL COMPOUNDS	10 222	13 451	8 495
884 OPTICAL GOODS NES	67	4 154	2 595	525 RADIO-ACTIVE MATERIALS	199	50 253	31 151
885 WATCHES AND CLOCKS	761	2 578	1 598	531 SYNTH. COLOURS, LAKES, ETC.	74 845	1 655	1 031
891 ARMS AND AMMUNITION	1 562	27 771	17 117	532 DYEING, TANNING MATERIALS	3 892	156 608	97 190
892 PRINTED MATTER	31 139	23 378	14 561	533 PIGMENTS, PAINTS, ETC.	279 714	42 216	26 309
893 ARTICLES, NES, OF PLASTICS	90 875	87 049	54 086	541 MEDICINES, ETC. EXC. GRP542	6 422	155 254	96 665
894 BABY CARRIAGE, TOYS, GAMES	15 302	15 621	9 752	542 MEDICAMENTS	27 512	5 816	3 609
895 OFFICE, STATIONERY SUPPLS	8 919	7 856	4 932	551 ESSNTL. OIL, PERFUME, FLAVR	2 300	31 156	19 216
896 WORKS OF ART, ANTIQUE ETC	382	6 876	4 303	553 PERFUMERY, COSMETICS, ETC.	26 333	48 648	30 260
897 GOLD, SILVERWARE, JEWEL NES	6	555	351	554 SOAP, CLEANERS, POLISH, ETC	150 468	31 257	19 342
898 MUSICAL INSTRUMENTS, ETC.	1 468	11 384	7 106	562 FERTILIZER, EXCEPT GRP272	1 439 648	53 557	33 498
899 MISC MANUFCTDR GOODS NES	9 779	24 886	15 448	571 POLYMERS OF ETHYLENE	265 167	41 894	25 904
961 COIN NONGOLD NONCURRENT	2	127	75	572 POLYMERS OF STYRENE	131 870	61 648	38 190
971 GOLD, NONMONTY EXCL ORES	563	32 716	20 229	573 POLYMERS, VINYL CHLORIDE	351 841	82 645	51 206
				574 POLYACETAL, POLYCARBONATE	157 755	192 608	119 440
EXPORTS	38 595 140	16 649 594	10 313 562	575 OTH. PLASTIC, PRIMARY FORM	651 867	1 158	724
001 LIVE ANIMALS	1 129	2 692	1 659	579 PLASTIC WASTE, SCRAP ETC	20 493	27 151	16 811
011 BOVINE MEAT	2 861	1 773	1 178	581 PLASTIC TUBE, PIPE, HOSE	26 203	175 023	108 666
012 OTHER MEAT, MEAT OFFAL	37 957	1 773	1 111	582 PLASTIC PLATE, SHEETS, ETC	219 265	14 226	8 858
016 MEAT, ED. OFFL, DRY, SLT, SMK	6 425	950	586	583 MONOFILAMENT OF PLASTICS	12 755	22 556	13 609
017 MEAT, OFFL. PRPD, PRSVD, NES	11 499	14 278	8 930	592 INSECTICIDES, ETC.	16 381	33 471	20 876
					249 034		

7 IMPORTS AND EXPORTS (SPECIAL TRADE) BY COUNTRIES OF PRODUCTION AND CONSUMPTION AND BY GROUPS OF THE SITC-REV. III 1990

GROUP DESCRIPTION	DT = 100 KG	1 000 DM	1 000 \$	GROUP DESCRIPTION	DT = 100 KG	1 000 DM	1 000 \$
593 EXPLOSIVES, PYROTECHNICS	2 792	7 895	4 956	782 GOODS, SPCL TRANSPORT VEH	135 779	225 772	188 677
597 PREFRD ADDITIVES, LIQUIDS	127 661	38 488	24 019	783 ROAD MOTOR VEHICLES NES	20 416	63 385	39 370
598 MISC. CHEMICAL PRODS, NES	669 820	161 494	99 970	784 PARTS, TRACTORS, MOTOR VEH	838 844	963 243	597 774
600 CPL IND PLANT CHAP 69-76	386	573	345	785 CYCLES, MOTORCYCLES ETC.	12 840	33 593	20 665
611 LEATHER	1 375	4 088	2 510	786 TRAILERS, SEMI-TRAILR, ETC	149 093	143 276	87 986
612 MANUFACT. LEATHER ETC, NES	929	5 282	3 955	791 RAILWAY VEHICLES, EQUIPNT	39 419	35 319	21 662
613 FURSKINS, TANNED, DRESSED	35	351	213	792 AIRCRAFT, ASSDOCT, EQUIPNT	784	18 622	11 464
621 MATERIALS OF RUBBER	40 733	44 272	27 525	793 SHIP, BOAT, FLOAT, STRUCTRS	51 919	28 936	18 556
625 RUBBER TYRES, TUBES, ETC.	128 470	95 387	58 887	811 PREFABRICATED BUILDINGS	465	377	230
629 ARTICLES OF RUBBER, NES	25 855	55 362	34 377	812 PLUMBING, SANITRY, EQPT, ETC	8 864	25 701	16 115
633 CORK MANUFACTURES	1 277	4 265	2 613	813 LIGHTING FIXTURES ETC, NES	16 767	53 047	32 999
634 VENEERS, PLYWOOD, ETC.	264 859	51 718	31 842	821 FURNITURE, CUSHIONS, ETC.	186 902	167 344	103 780
635 WOOD MANUFACTURES, NES	36 629	11 815	7 352	831 TRUNK, SUIT-CASES, BAG, ETC	4 170	13 113	8 158
641 PAPER AND PAPERBOARD	460 900	127 405	78 953	841 MENS, BOYS CLOTHING, X-KNIT	5 255	42 047	26 821
642 PAPER, PAPERBOARD, CUT ETC	234 821	130 659	81 233	842 WOMEN, GIRL CLOTHING, X-KNIT	7 404	113 635	70 029
651 TEXTILE YARN	88 819	97 380	60 110	843 MENS, BOYS CLOTHING, KNIT	120	1 084	665
652 COTTON FABRICS, WOVEN	9 127	24 218	10 985	844 WOMEN, GIRLS CLOTHING, KNIT	6 559	6 771	4 194
653 FABRICS, MAN-MADE FIBRES	18 216	62 076	38 229	845 OTHR, TEXTILE APPAREL, NES	1 896	22 396	13 810
654 OTH. TEXTILE FABRIC, WOVEN	11 317	17 082	10 493	846 CLOTHING ACCESSRS, FABRIC	1 502	16 059	9 960
655 KNIT, CRDCHET, FABRIC NES	3 773	9 826	5 960	848 CLOTHING, NONXTL; HEADGEAR	1 845	13 443	8 335
656 TULLE, LACE, EMBROIDRY, ETC	2 107	8 346	5 147	851 FLOTHWEAR	8 730	42 057	25 846
657 SPECIAL YARN, TXTL, FABRIC	55 034	93 441	57 534	871 OPTICAL INSTRUMENTS, NES	501	16 101	9 976
658 TEXTILE ARTICLES NES	9 503	17 497	10 844	872 MEDICAL INSTRUMENTS NES	7 618	64 606	40 089
659 FLOOR COVERINGS, ETC.	52 553	43 744	27 001	873 METERS, COUNTERS, NES	7 421	61 006	37 728
661 LIME, CEMENT, CONSTR. MATRL	59 182	2 870	1 779	874 MEASURE, CONTROL INSTRMNT	27 790	511 763	318 192
662 CLAY, REFRACT. CONSTR. MATRL	285 428	37 240	23 135	881 PHOTOGRAPH APPAR. ETC, NES	3 794	34 048	20 977
663 MINERAL MANUFACTURES, NES	139 807	82 372	50 972	882 PHOTO. CINEMATOGRPH. SUPPL	35 351	62 748	38 557
664 GLASS	326 180	83 071	51 388	883 CINE. FILM EXPOSD. DEVELPD	5	108	68
665 GLASSWARE	113 408	47 876	29 750	884 OPTICAL GOODS NES	821	60 263	37 314
666 POTTERY	29 012	37 928	23 716	885 WATCHES AND CLOCKS	3 331	31 527	19 702
667 PEARLS, PRECIOUS STONES	.	.	.	891 ARMS AND AMMUNITION	2 072	14 887	9 314
671 PIG IRON, SPIEGELEISN, ETC	111 786	43 846	27 377	892 PRINTED MATTER	300 020	175 714	109 493
672 INGOTS ETC. IRON OR STEEL	126 641	10 041	6 337	893 ARTICLES, NES, OF PLASTICS	165 468	173 919	107 896
673 FLAT-ROLLED IRON ETC.	1 700 494	156 515	97 131	894 BABY CARRIAGE, TOYS, GAMES	22 719	43 454	27 019
674 FLAT-ROLLED PLATED IRON	934 204	115 175	71 599	895 OFFICE, STATIONERY SUPPLS	9 223	38 016	23 517
675 FLAT-ROLLED, ALLOY STEEL	401 728	119 635	74 382	896 WORKS OF ART, ANTIQUE ETC	231	48 954	30 275
676 IRON, STL, BAR, SHAPES ETC.	949 925	110 535	68 257	897 GOLD, SILVERWARE, JEWEL NES	285	33 329	20 732
677 RAILWAY TRACK IRON, STEEL	12 351	3 867	2 405	898 MUSICAL INSTRUMENTS, ETC.	40 868	109 111	67 972
678 WIRE OF IRON OR STEEL	38 242	8 584	5 338	899 MISC MANUFACTRD GOODS NES	21 986	56 308	34 815
679 TUBES, PIPES, ETC. IRON, STL	746 384	190 202	117 311	941 COMPL IND PLANT CHAPT 99	159	2 222	1 371
681 SILVER, PLATINUM, ETC.	699	18 560	11 488	971 GOLD, NONMONTRY EXCL ORES	29	13 756	8 695
682 COPPER	240 909	154 705	95 953				
683 NICKEL	1 757	6 248	3 913	FINLAND			
684 ALUMINIUM	270 838	165 028	102 465	IMPORTS	29 887 579	5 679 059	3 535 435
685 LEAD	9 332	2 501	1 559	001 LIVE ANIMALS	96	179	110
686 ZINC	5 320	2 089	1 295	012 OTHER MEAT, MEAT OFFAL	348	151	100
687 TIN	3 928	3 449	2 136	024 CHEESE AND CURD	740	534	325
689 MISC. NON-FERR. BASE METAL	9 878	8 664	5 371	025 EGGS, BIRDS, YOLKS, ALBUMIN	3 585	370	218
691 METALLIC STRUCTURES NES	92 170	57 330	35 410	034 FISH, FRESH, CHILLED, FROZN	84	62	40
692 CONTAINERS, STORAGE, TRNSP	31 779	25 921	16 041	048 CEREAL PREPARATIONS	23 114	7 023	4 362
693 WIRE PRODUCTS EXCL. ELECT	290 221	44 175	27 484	056 VEGETABLES, PRPD, PRSVD, NES	121	77	45
694 NAILS, SCREWS, NUTS, ETC.	142 894	121 177	75 071	057 FRUIT, NUTS EXCL. OIL NUTS	1 009	448	286
695 TOOLS	67 466	202 669	126 564	058 FRUIT, PRESERVED, PREPARED	9 084	3 265	2 058
696 CUTLERY	2 820	16 286	10 097	061 SUGARS, MOLASSES, HONEY	36 498	8 296	5 192
697 HOUSEHOLD EQUIPMENT, NES	12 924	15 676	9 748	062 SUGAR CONFECTIONERY	2 716	1 652	1 017
699 MANUFACT. BASE METAL, NES	370 281	375 387	232 318	071 COFFEE, COFFEE SUBSTITUTE	1 108	179	115
700 CPL IND PLANT (84/85/87)	4 525	9 665	5 817	073 CHOCOLATE, OTH. COCOA PREP	13 357	8 314	5 145
711 STEAM GENER. BOILERS, ETC.	4 326	6 153	3 779	098 EDIBLE PRD. PREPRTNS, NES	7 635	1 704	1 055
712 STEAM TURBINES	606	2 377	1 498	112 ALCOHOLIC BEVERAGES	1 677	1 012	630
713 INTRNL COMBUS PSTN ENGIN	153 495	338 237	209 703	121 TOBACCO, UNMANUFACTURED	984	877	603
714 ENGINES, MOTORS NON-ELECT	424	19 207	11 922	211 HIDES, SKINS (EX. FURS), RAW	7 230	2 023	1 257
716 ROTATING ELECTRIC PLANT	56 935	135 081	83 853	212 FURSKINS, RAW	1 651	21 151	12 780
718 OTH. POWR. GENRNG. MACHNRY	7 210	100 322	61 028	232 SYNTHETIC RUBBER, ETC.	5 337	296	194
721 AGRIC. MACHINES, EX. TRACTR	53 439	60 853	37 183	246 WOOD IN CHIPS, PARTICLES	1 276	89	57
722 TRACTORS	62 819	75 889	46 949	247 WOOD ROUGH, ROUGH SQUARED	57 240	4 556	2 864
723 CIVIL ENGINEERING EQUIPT	122 756	120 979	74 149	248 WOOD, SIMPLY WORKED	3 238 381	319 292	197 875
724 TEXTILE, LEATHER MACHINES	18 347	61 983	37 802	251 PULP AND WASTE PAPER	4 410 869	505 388	312 723
725 PAPER, PULP MILL MACHINES	23 924	99 930	62 388	266 SYNTHETIC FIBRES	371	177	109
726 PRINTING, BOOKBINDING MACHS	40 703	180 334	109 786	267 OTHER MAN-MADE FIBRES	167 469	65 751	40 633
727 FOOD-PROCESS. MCH. NON DOM	4 695	22 385	13 917	273 STONE, SAND AND GRAVEL	209 115	5 244	3 337
728 OTH. MACH. PTS, SPCL INDUST	127 946	383 068	237 205	274 SULPHUR, UNRSTD. IRON PYRS	482 037	3 286	2 082
731 METAL REMOVAL WORK TOOLS	38 095	212 736	131 077	278 OTHER CRUDE MINERALS	521 980	17 854	11 147
733 MACH-TOOLS, METAL-WORKING	23 824	65 166	40 823	282 FERROUS WASTE AND SCRAP	3 593	720	448
735 PARTS, NES, FOR MACH-TOOLS	10 935	57 955	36 063	283 COPPER ORES, CONCENTRATES	73 588	8 574	5 333
737 METALWORKING MACHNRY NES	32 148	59 083	36 176	287 ORE, CONCENTR. BASE METALS	49 300	3 267	1 989
741 HEATING, COOLING EQUIP, PART	.	.	.	288 NON-FERROUS WASTE, SCRAP	50 685	9 071	5 638
742 PUMPS FOR LIQUIDS, PARTS	59 729	283 772	176 037	289 PREC. METAL ORES, CONCTRIS	251	2 333	1 436
743 PUMPS NES, CENTRIFUGS ETC	135 905	262 888	162 934	291 CRUDE ANIMAL MATERIALS, NES	4 892	814	508
744 MECHANICAL HANDLING EQUIP	153 247	212 065	130 463	292 CRUDE VEG. MATERIALS, NES	3 372	2 851	1 789
745 OTH. NONELEC MCH. TOOL, NES	50 580	185 441	114 603	322 BRIQUETTES, LIGNITE, PEAT	23 790	554	338
746 BALL OR ROLLER BEARINGS	52 282	123 046	76 203	334 PETROLEUM PRODUCTS	827 853	37 450	23 836
747 TAPS, COCKS, VALVES, ETC.	29 754	131 298	81 424	335 RESIDUAL PETROL. PRODUCTS	230	65	39
748 TRANSMISSIONS SHAFTS ETC	147 195	206 029	127 675	431 ANIMAL, VEG. FATS, OILS, NES	25 366	2 931	1 809
749 NON-ELECT MACH. PARTS, ETC	59 151	114 322	70 982	511 HYDROCARBONS, NES, DERIVTS	98 494	9 124	5 749
751 OFFICE MACHINES	8 803	55 388	34 424	512 ALCOHOL, PHENOL, ETC. DERIV	32 285	4 475	2 741
752 AUTOMATC. DATA PROC. EQUIP	8 164	209 627	130 575	513 CARBOXYLIC ACIDS, DERIVTS	22 984	2 500	1 563
759 PARTS, FOR OFFICE MACHINS	8 140	101 588	63 120	514 NITROGEN-FUNCT. COMPOUNDS	2 365	4 775	2 939
761 TELEVISION RECEIVERS ETC	38 996	102 282	63 765	515 ORGANO-INORGANIC COMPOUNDS	1 721	3 168	1 960
762 RADIO-BROADCAST RECEIVER	1 144	14 070	8 756	516 OTHR ORGANIC CHEMICALS	140 504	20 265	12 581
763 SOUND RECORDER, PHONOGRPH	1 100	13 065	8 058	522 INORGANIC CHEM. ELEMENTS	13 139	7 629	4 757
764 TELECOMM. EQUIP. PARTS NES	9 741	98 942	61 347	523 METAL. SALTS, INDRGAN, ACID	14 289	4 628	2 842
771 ELECT. POWER MACHNRY, PARTS	32 983	70 758	43 940	524 OTHER CHEMICAL COMPOUNDS	70 746	7 485	4 717
772 ELEC. SWITCH, RELAY, CIRCUIT	92 951	460 697	285 500	525 RADIO-ACTIVE MATERIALS		172	106
773 ELECTR. DISTRIBUT. EQPT NES	109 326	134 976	83 502	531 SYNTH. COLOURS, LAKES, ETC.	423	605	386
774 ELECTRO-MEDCL. XRAY EQUIP	3 258	52 574	32 788	533 PIGMENTS, PAINTS, ETC.	88 708	46 472	28 931
775 DOM. ELEC. NON-ELEC. EQUIPT	191 652	286 220	177 920	541 MEDICINES, ETC. EXC. GRP542	1 349	12 916	7 984
776 TRANSISTORS, VALVES, ETC.	14 869	67 732	42 133	542 MEDICAMENTS	313	13 402	8 390
778 ELECTRIC. MACH. APPART. NES	285 727	496 730	307 934				
781 PASS. MOTOR VEHCLS. EX. BUS	659 691	1 328 446	818 786				

7 IMPORTS AND EXPORTS (SPECIAL TRADE) BY COUNTRIES OF PRODUCTION AND CONSUMPTION AND BY GROUPS OF THE SITC-REV. III 1989

GROUP DESCRIPTION	DT = 100 KG	1 000 DM	1 000 \$	GROUP DESCRIPTION	DT = 100 KG	1 000 DM	1 000 \$
553 PERFUMERY, COSMETICS, ETC.	301	786	482	774 ELECTRO-MEDCL, XRAY EQUIP	1 722	22 569	14 027
554 SOAP, CLEANERS, POLISH, ETC	1 976	620	386	775 DDM, ELEC, NON-ELEC, EQUIPT	8 463	9 818	6 108
571 POLYMERS OF ETHYLENE	105 645	19 956	12 571	776 TRANSISTORS, VALVES, ETC.	461	13 421	8 327
572 POLYMERS OF STYRENE	13 090	3 921	2 448	778 ELECTRIC. MACH. APPART. NES	5 549	33 351	20 944
573 POLYMERS, VINYL CHLORIDE	20 988	3 597	2 309	781 PASS. MOTOR VEHCLS. EX. BUS	18 059	42 278	26 547
574 POLYACETAL, POLYCARBONATE	1 763	692	427	782 GOODS, SPCL TRANSPORT VEH	9 946	14 242	8 996
575 OTH. PLASTIC, PRIMARY FORM	160 808	32 098	20 128	783 ROAD MOTOR VEHICLES NES	336	617	376
579 PLASTIC WASTE, SCRAP ETC	23 448	2 521	1 604	784 PARTS, TRACTORS, MOTOR VEH	15 613	21 904	13 666
581 PLASTIC TUBE, PIPE, HOSE	2 044	6 085	3 819	785 CYCLES, MOTORCYCLES ETC.	4 200	4 787	2 919
582 PLASTIC PLATE, SHEETS, ETC	58 774	30 130	18 831	786 TRAILERS, SEMI-TRAILR, ETC	5 689	4 604	2 919
591 INSECTICIDES, ETC.	1 555	941	581	792 AIRCRAFT, ASSOCTD. EQUIPNT	26	1 082	653
592 STARCHES, INULIN, ETC.	24 253	5 948	3 675	793 SHIP, BOAT, FLOAT. STRUCTRS	119 573	14 221	8 817
593 EXPLOSIVES, PYROTECHNICS	1 758	1 393	862	811 PREFABRICATED BUILDINGS	35 176	8 942	5 578
597 PREPRD ADDITIVES, LIQUIDS	1 988	457	277	812 PLUMBING, SANITRY, EQPT. ETC	99 288	35 554	22 174
598 MISC. CHEMICAL PRODTS. NES	110 897	24 300	15 100	813 LIGHTING FIXTURES ETC. NES	10 820	18 143	11 321
611 LEATHER	17 239	16 883	10 576	821 FURNITURE, CUSHIONS, ETC.	82 132	50 386	31 334
612 MANUFACT. LEATHER ETC. NES	8	83	53	831 TRUNK, SUIT-CASES, BAG, ETC	79	311	189
613 FURSKINS, TANNED, DRESSED	3	1 286	773	841 MENS, BOYS CLOTHNG, X-KNIT	577	8 540	5 324
621 MATERIALS OF RUBBER	266	448	277	842 WOMEN, GIRL CLOTHNG, XKNIT	128	12 604	7 870
625 RUBBER TYRES, TUBES, ETC.	8 992	6 524	4 030	843 MENS, BOYS CLOTHING, KNIT	709	1 377	856
629 ARTICLES OF RUBBER, NES	2 032	3 102	1 931	844 WOMEN, GIRLS CLOTHNG, KNIT	2 552	24 106	14 800
634 VENEERS, PLYWOOD, ETC.	937 752	249 726	156 016	845 OTHR. TEXTILE APPAREL, NES	499	7 192	4 437
635 WOOD MANUFACTURES, NES	71 184	37 297	29 247	846 CLOTHING ACCESSRS, FABRIC	40	495	245
641 PAPER AND PAPERBOARD	13 005 325	1 891 738	1 177 345	848 CLOTHING, NONTXLT; HEADGEAR	250	7 974	5 049
642 PAPER, PAPERBOARD, CUT ETC	385 638	69 153	42 675	851 FOOTWEAR	1 829	7 456	4 705
651 TEXTILE YARN	8 045	4 166	2 589	871 OPTICAL INSTRUMENTS, NES	8	825	526
652 COTTON FABRICS, WOVEN	1 627	4 346	2 681	872 MEDICAL INSTRUMENTS NES	1 049	11 839	7 487
653 FABRICS, MAN-MADE FIBRES	1 170	5 386	3 386	873 METERS, COUNTERS, NES	52	302	187
654 OTH. TEXTILE FABRIC, WOVEN	346	215	136	874 MEASURE, CONTROL INSTRMNT	847	29 827	18 584
655 KNIT, CROCHET, FABRIC NES	1 195	1 473	947	881 PHOTOGRAPH APPAR. ETC. NES	73	538	321
656 TULLE, LACE, EMBROIDRY, ETC	368	448	279	882 PHOTO. CINEMATOPHR. SUPPL	111	226	135
657 SPECIAL YARN, TXLT. FABRIC	49 492	27 311	16 872	884 OPTICAL GOODS NES	19	571	351
658 TEXTILE ARTICLES NES	1 959	4 579	2 842	885 WATCHES AND CLOCKS	3	751	474
659 FLOOR COVERINGS, ETC.	682	2 438	1 509	891 ARMS AND AMMUNITION	306	2 149	1 343
661 LIME, CEMENT, CONSTR. MATRL	19 827	3 744	2 318	892 PRINTED MATTER	10 930	7 405	4 609
662 CLAY, REFRCT. CONSTR. MATRL	951	100	66	893 ARTICLES, NES, OF PLASTICS	16 888	18 427	11 383
663 MINERAL MANUFACTURES, NES	112 157	18 997	11 790	894 BABY CARRIAGE, TOYS, GAMES	12 068	13 068	8 176
664 GLASS	123 359	70 589	43 698	895 OFFICE, STATIONERY SUPPLS	32	101	59
665 GLASSWARE	2 085	914	571	896 WORKS OF ART, ANTIQUE ETC	26	676	425
666 POTTERY	885	1 262	795	897 GOLD, SILVERWARE, JEWEL NES	41	15 186	9 584
667 PEARLS, PRECIOUS STONES				898 MUSICAL INSTRUMENTS, ETC.	1 167	2 275	2 017
671 PIG IRON, SPIEGELEISN, ETC	126 239	11 753	7 147	899 MISC MANUFCTRD GOODS NES	926	5 622	3 494
672 INGOTS ETC. IRON OR STEEL	39	61	34	961 COIN NONGOLD NONCURRENT	2	113	76
673 FLAT-ROLLED IRON ETC.	1 402 236	118 249	72 917	971 GOLD, NONMONTY EXCL ORES	81	7 306	4 740
674 FLAT-ROLLED PLATED IRON	180 961	20 934	12 833				
675 FLAT-ROLLED, ALLOY STEEL	253 626	91 840	57 267	EXPORTS	16 121 825	7 116 906	4 400 797
676 IRON, STL. BAR, SHAPES ETC.	368 606	35 538	22 033	001 LIVE ANIMALS	773	2 283	1 408
678 WIRE OF IRON OR STEEL	2 417	511	310	011 BOVINE MEAT	761	710	436
679 TUBES, PIPES, ETC. IRON, STL	150 642	32 767	20 334	012 OTHER MEAT, MEAT OFFAL	754	303	189
681 SILVER, PLATINUM, ETC.	42	1 121	706	016 MEAT, ED. OFFL, DRY, SLT, SMK	72	97	62
682 COPPER	152 671	93 512	57 877	017 MEAT, OFFL, PRPD, PRSVD, NES	1 709	1 619	1 016
683 NICKEL	15 297	21 827	13 418	022 MILK AND CREAM	738	295	176
684 ALUMINIUM	68 927	25 424	15 639	024 CHEESE AND CURD	3 899	3 681	2 278
686 ZINC	215 885	56 422	34 868	025 EGGS, BIRDS, YOLKS, ALBUMIN	40	86	52
689 MISC. NON-FERR. BASE METAL	1 893	2 165	1 358	034 FISH, FRESH, CHILLED, FROZN	1 414	889	550
691 METALLIC STRUCTURES NES	29 772	14 313	9 164	037 FISH ETC. PREPD, PRSVD, NES	10 861	4 234	2 622
692 CONTAINERS, STORAGE, TRNSP	1 596	2 445	1 551	042 RICE	993	90	55
693 WIRE PRODUCTS EXCL. ELECT	432	425	261	048 CEREAL PREPARATIONS	25 120	10 259	6 345
694 NAILS, SCREWS, NUTS, ETC.	1 573	1 126	694	054 VEGETABLES	4 143	2 933	1 800
695 TOOLS	2 550	6 157	3 807	056 VEGETABLES, PRPD, PRSVD, NES	6 289	2 219	1 380
696 CUTLERY	453	2 841	1 753	057 FRUIT, NUTS EXCL. OIL NUTS	79 959	8 028	5 032
697 HOUSEHOLD EQUIPMENT, NES	8 513	3 966	2 458	058 FRUIT, PRESERVED, PREPARED	11 975	4 676	2 895
699 MANUFACT. BASE METAL, NES	15 215	13 632	8 406	059 FRUIT, VEGETABLE JUICES	21 006	4 613	2 825
711 STEAM GENER. BOILERS, ETC.	892	486	292	061 SUGARS, MOLASSES, HONEY	1 695	461	281
712 STEAM TURBINES	653	4 530	2 907	062 SUGAR CONFECTIONERY	4 634	2 549	1 582
713 INTRNL COMBUS PSTN ENGIN	5 460	12 834	7 979	071 COFFEE, COFFEE SUBSTITUTE	3 874	3 806	2 443
714 ENGINES, MOTORS NON-ELECT	321	16 956	10 561	072 COCOA	14 490	6 871	4 223
716 ROTATING ELECTRIC PLANT	28 276	36 964	23 185	073 CHOCOLATE, OTH. COCOA PREP	14 261	10 507	6 732
718 OTH. POWR. GENRTNG. MACHNRY	1 354	3 643	2 238	074 TEA AND MATE	203	281	173
721 AGRIC. MACHINES, EX. TRACTR	7 414	13 155	7 929	075 SPICES	2 305	1 529	959
722 TRACTORS	1 518	3 818	2 313	081 ANIMAL FEED STUFF	41 993	10 205	6 353
723 CIVIL ENGINEERING EQUIPT	8 027	26 289	16 154	091 MARGARINE AND SHORTENING	1 473	521	325
724 TEXTILE, LEATHER MACHINES	1 339	2 700	1 684	098 EDIBLE PROD. PREPRTNS, NES	18 663	8 621	5 302
725 PAPER, PULP MILL MACHINES	61 766	107 977	70 967	111 NON-ALCOHOL. BEVERAGE, NES	13 938	2 837	1 762
726 PRINTNG, BOOKBINDNG MACHS	2 333	3 171	1 993	112 ALCOHOLIC BEVERAGES	61 050	12 803	7 930
727 FOOD-PROCESS. MCH. NON DOM	340	1 291	828	121 TOBACCO, UNMANUFACTURED	673	662	414
728 OTH. MACH. PTS, SPCL INDUST	18 758	38 369	23 891	122 TOBACCO, MANUFACTURED	713	582	358
731 METAL REMOVAL WORK TOOLS	510	1 339	822	111 HIDES, SKINS (EX. FURS), RAW	24 088	7 470	4 694
733 MACH-TOOLS, METAL-WORKING	1 429	4 780	3 116	222 OILSEED (SFT. FIX VEG. OIL)	4 151	389	239
735 PARTS, NES, FOR MACH-TOOLS	1 707	7 364	4 643	223 OILSEED (OTH. FIX. VEG. OIL)	367	89	54
737 METALWORKING MACHNRY NES	6 082	15 441	9 478	231 NATURAL RUBBER, ETC.	2 147	381	239
741 HEATNG, COOLNG EQUIP, PART	12 097	20 974	13 136	232 SYNTHETIC RUBBER, ETC.	56 450	10 144	6 268
742 PUMPS FOR LIQUIDS, PARTS	2 367	8 900	5 633	246 WOOD IN CHIPS, PARTICLES	171 398	1 725	1 057
743 PUMPS NES, CENTRIFUGS ETC	5 747	29 023	17 813	247 WOOD ROUGH, ROUGH SQUARED	1 551 244	15 541	9 632
744 MECHANICAL HANDLING EQUIP	48 180	72 492	45 104	248 WOOD, SIMPLY WORKED	77 819	10 551	6 508
745 OTH. NONELEC MCH, TOOL, NES	13 748	22 045	13 618	251 PULP AND WASTE PAPER	111 523	12 667	7 755
746 BALL OR ROLLER BEARINGS	384	926	577	263 COTTON	5 960	1 196	749
747 TAPS, COCKS, VALVES, ETC.	10 298	32 120	20 031	265 VEGETABLE TEXTILE FIBRES	1 066	110	70
748 TRANSMISSIONS SHAFTS ETC	4 612	12 972	8 079	266 SYNTHETIC FIBRES	55 966	15 391	9 756
749 NON-ELECT MACH. PARTS, ETC	1 018	5 790	3 669	267 OTHER MAN-MADE FIBRES	7 831	2 474	1 536
751 OFFICE MACHINES	202	640	396	268 WOOL, OTHER ANIMAL HAIR	392	312	195
752 AUTOMATC. DATA PROC. EQUIP	2 920	32 963	20 302	269 WORN CLOTHING, TEXTL. ARTL	4 630	681	418
759 PARTS, FOR OFFICE MACHINES	487	15 597	9 709	272 FERTILIZERS, CRUDE	782	64	37
761 TELEVISION RECEIVERS ETC	51 270	115 392	72 089	273 STONE, SAND AND GRAVEL	57 201	1 603	944
763 SOUND RECORDER, PHONOGRPH	72	864	551	274 SULPHUR, UNRSTD. IRON PYRS	145 648	2 477	1 541
764 TELECOM. EQUIP, PARTS NES	2 868	59 211	37 123	278 OTHER CRUDE MINERALS	2 176 047	22 461	19 850
771 ELECT POWR. MACHNRY, PARTS	23 230	47 227	29 631	282 FERROUS WASTE AND SCRAP	55 839	1 150	687
772 ELEC. SWITCH, RELAY, CIRCUIT	3 185	24 604	15 371	285 ALUMINIUM ORE, CONCTR. ETC	5 813	1 001	610
773 ELECTR DISTRIB. EQPT NES	16 775	10 930	6 711				

GROUP DESCRIPTION	DT = 100 KG	1 000 DM	1 000 \$	GROUP DESCRIPTION	DT = 100 KG	1 000 DM	1 000 \$
288 NON-FERROUS WASTE, SCRAP	68 494	5 583	3 537	713 INTRNL COMBUS PSTN ENGIN	28 774	75 501	46 881
291 CRUDE ANIMAL MATERLS,NES	7 049	4 533	2 778	714 ENGINES,MOTORS NON-ELECT	132	13 206	8 042
292 CRUDE VEG.MATERIALS, NES	25 380	13 285	8 217	716 ROTATING ELECTRIC PLANT	27 814	56 600	35 211
325 COKE,SEMI-COKE,RET.CARBN	1 383 983	30 563	18 945	718 OTH.POWR.GENRTNG MACHNRY	6 545	67 771	40 399
334 PETROLEUM PRODUCTS	388 432	17 533	10 648	721 AGRIC.MACHINES,EX. TRACTR	45 835	49 573	29 955
335 RESIDUAL PETROL.PRODUCTS	87 963	10 735	6 663	722 TRACTORS	50 217	60 680	38 155
342 LIQUEFIED PROPANE,BUTANE	59	252	159	723 CIVIL ENGINEERING EQUIPT	33 339	40 051	24 586
411 ANIMAL OILS AND FATS	1 373	114	69	724 TEXTILE,LEATHER MACHINES	11 301	39 211	24 084
421 FIXED VEG.FAT,OILS, SOFT	3 004	691	428	725 PAPER,PULP MILL MACHINES	18 991	69 780	44 078
422 FIXED VEG.FAT,OILS,OTHER	2 151	643	390	726 PRINTNG,BOOKBINDNG MACHS	19 580	91 695	56 908
431 ANIMAL, VEG.FATS,OILS,NES	3 868	944	578	727 FOOD-PROCESS.MCH.NDN DUM	5 356	26 784	16 519
511 HYDROCARBONS,NES,DERIVTS	78 304	8 728	5 455	728 OTH.MACH,PTS, SPLCL INDUST	63 940	194 638	120 289
512 ALCOHOL, PHENOL, ETC.DERIV	98 936	16 549	10 283	731 METAL REMOVAL WORK TOOLS	18 142	67 575	41 469
513 CARBOXYLIC ACIDS,DERIVTS	106 868	22 727	14 068	733 MACH-TOOLS,METAL-WORKING	10 436	33 675	21 311
514 NITROGEN-FUNCT.COMPOUNDS	64 556	20 408	12 684	735 PARTS,NES,FOR MACH-TOOLS	5 450	18 107	11 340
515 ORGANO-INORGANIC COMPNDS	6 679	6 599	4 102	737 METALWORKING MACHNRY NES	10 719	23 463	14 645
516 OTHER ORGANIC CHEMICALS	21 619	10 431	6 414	741 HEATING,COOLNG EQUIP,PART			
522 INORGANIC CHEM.ELEMENTS	1 776 102	62 830	38 942	742 PUMPS FOR LIQUIDS,PARTS	14 063	65 582	40 614
523 METAL.SALTS,INORGAN.ACID	191 705	17 790	10 967	743 PUMPS NES,CENTRIFUGS ETC	44 048	97 393	60 179
524 OTHER CHEMICAL COMPOUNDS	4 081	4 752	2 882	744 MECHANICAL HANDLING EQUIP	71 652	102 046	63 047
525 RADIO-ACTIVE MATERIALS	35	1 712	1 056	745 OTH.NONELEC MCH,TOOL,NES	53 960	159 405	99 042
531 SYNTH.COLOURS,LAKES,ETC.	67 133	49 506	30 636	746 BALL OR ROLLER BEARINGS	11 779	31 684	19 539
532 DYEING,TANNING MATERIALS	2 542	770	483	747 TAPS,COCKS,VALVES,ETC.	16 484	70 305	43 577
533 PIGMENTS, PAINTS, ETC.	139 303	69 058	42 730	748 TRANSMISSIONS SHAFTS ETC	35 949	70 486	43 726
541 MEDICINES,ETC.EXC.GRPS42	3 236	23 391	14 410	749 NON-ELECT MACH.PARTS,ETC	13 645	32 850	20 394
542 MEDICAMENTS	9 710	61 897	38 516	751 OFFICE MACHINES	4 137	26 270	16 155
551 ESSNTL.OIL,PERFUME,FLAVR	1 570	5 162	3 167	752 AUTOMAT.CDATA PROC.EQUIP	4 768	101 444	63 151
553 PERFUMERY,COSMETICS,ETC.	17 513	24 586	15 208	759 PARTS,FOR OFFICE MACHINS	1 676	39 887	24 682
554 SOAP,CLEANERS,POLISH,ETC	75 489	26 308	16 326	761 TELEVISION RECEIVERS ETC	5 889	16 895	10 461
562 FERTILIZER,EXCEPT GRP272	10 114	1 357	827	762 RADIO-BROADCAST RECEIVER	868	6 731	4 103
571 POLYMERS OF ETHYLENE	234 948	46 783	28 900	763 SOUND RECORDER,PHONOGRPH	6 777	7 353	4 518
572 POLYMERS OF STYRENE	90 831	23 541	14 528	764 TELECOMM.EQUIP,PARTS NES	8 318	108 858	67 294
573 POLYMERS,VINYL CHLORIDE	42 946	11 086	6 833	771 ELECT POWER MACHNRY,PARTS	25 006	48 898	30 157
574 POLYACETAL, POLYCARBONATE	105 131	47 989	29 684	772 ELEC.SWITCH,RELAY,CIRCUIT	38 015	198 342	122 657
575 OTH.PLASTIC,PRIMARY FORM	382 352	120 633	74 846	773 ELECTR DISTRIB.EQPT NES	22 999	34 828	21 255
581 PLASTIC TUBE,PIPE,HOSE	21 878	19 602	12 127	774 ELECTRO-MEDCL,XRAY EQUIP	1 057	18 084	11 829
582 PLASTIC PLATE,SHEETS,ETC	105 572	75 173	46 602	775 DOM.ELEC, NON-ELEC. EQUIPT	97 044	138 207	85 688
583 MONOFILAMENT OF PLASTICS	7 620	6 275	3 880	776 TRANSMISTORS, VALVES, ETC.	20 480	59 952	37 186
591 INSECTICIDES, ETC.	12 293	15 440	9 321	778 ELECTRIC MACH. APPART. NES	56 985		

7 IMPORTS AND EXPORTS (SPECIAL TRADE) BY COUNTRIES OF PRODUCTION AND CONSUMPTION AND BY GROUPS OF THE SITC-REV. III 1990

GROUP DESCRIPTION	DT = 100 KG	1 000 DM	1 000 \$	GROUP DESCRIPTION	DT = 100 KG	1 000 DM	1 000 \$
054 VEGETABLES	2 844	1 044	687	651 TEXTILE YARN	213 059	333 321	206 325
056 VEGETABLES, PRPD, PRSVD, NES	6 402	4 343	2 701	652 COTTON FABRICS, WOVEN	38 443	141 893	88 345
057 FRUIT, NUTS EXCL. OIL NUTS	3 861	869	554	653 FABRICS, MAN-MADE FIBRES	24 588	120 429	75 118
058 FRUIT, PRESERVED, PREPARED	6 269	3 557	2 227	654 OTH. TEXTILE FABRIC, WOVEN	18 101	76 852	46 739
059 FRUIT, VEGETABLE JUICES	87 972	11 460	6 993	655 KNIT, CROCHET FABRIC NES	14 707	46 930	29 349
061 SUGARS, MOLASSES, HONEY	572	371	232	656 TULLE, LACE, EMBROIDRY, ETC	7 479	85 223	52 766
062 SUGAR CONFECTIONERY	39 584	34 106	21 271	657 SPECIAL YARN, TXTL FABRIC	41 746	102 890	63 770
071 COFFEE, COFFEE SUBSTITUTE	2 881	3 127	1 928	658 TEXTILE ARTICLES NES	15 891	53 540	33 351
072 COCOA	532	133	82	659 FLOOR COVERINGS, ETC.	48 832	60 044	37 314
073 CHOCOLATE, OTH. COCOA PREP	80 776	54 409	34 078	661 LIME, CEMENT, CONSTR. MATRL	310 040	15 901	9 871
074 TEA AND MATE	58	76	48	662 CLAY, REFRCT. CONSTR. MATRL	237 453	20 634	12 801
075 SPICES	332	471	293	663 MINERAL MANUFACTURES, NES	58 623	53 811	33 543
081 ANIMAL FEED STUFF	64 708	6 045	3 761	664 GLASS	69 031	31 351	19 523
091 MARGARINE AND SHORTENING	272	116	69	665 GLASSWARE	271 224	29 263	18 172
098 EDIBLE PROD. PREPRTNS, NES	99 228	77 876	48 707	666 POTTERY	2 030	5 985	3 739
111 NON-ALCOHOL. BEVERAGE, NES	250 790	13 939	8 693	667 PEARLS, PRECIOUS STONES	-	-	-
112 ALCOHOLIC BEVERAGES	8 474	9 966	6 196	671 PIG IRON, SPIEGELEISN, ETC	10 470	2 487	1 539
121 TOBACCO, UNMANUFACTURED	3 400	2 314	1 426	672 INGOTS ETC. IRON OR STEEL	4 783	986	601
122 TOBACCO, MANUFACTURED	386	625	387	673 FLAT-ROLLED IRON ETC.	526 512	49 466	30 650
211 HIDES, SKINS (EX. FURS), RAW	81 507	39 013	24 032	674 FLAT-ROLLED PLATED IRON	57 525	5 648	3 572
212 FURSKINS, RAW	25	165	100	675 FLAT-ROLLED, ALLOY STEEL	22 281	10 835	6 675
223 OILSEED (OTH. FIX. VEG. OIL)	736	143	86	676 IRON, STL. BAR, SHAPES ETC.	2 744 619	222 838	137 654
232 SYNTHETIC RUBBER, ETC.	28 956	5 080	3 150	677 RAILWAY TRACK IRON, STEEL	848	1 119	688
245 FUEL WOOD, WOOD CHARCOAL	1 492	75	47	678 WIRE OF IRON OR STEEL	85 437	22 387	13 835
246 WOOD IN CHIPS, PARTICLES	90 741	740	463	679 TUBES, PIPES, ETC. IRON, STL	921 669	237 975	147 448
247 WOOD ROUGH, ROUGH SQUARED	117 090	3 156	1 911	681 SILVER, PLATINUM, ETC.	1 869	126 979	77 802
248 WOOD, SIMPLY WORKED	77 320	10 283	6 387	682 COPPER	162 114	128 165	79 532
251 PULP AND WASTE PAPER	278 361	14 437	8 917	683 NICKEL	491	2 281	1 403
261 SILK	43	1 203	731	684 ALUMINIUM	571 500	383 361	236 975
263 COTTON	41 722	6 857	4 252	685 LEAD	921	157	96
265 VEGETABLE TEXTILE FIBRES	494	1 075	665	686 ZINC	1 363	363	223
266 SYNTHETIC FIBRES	171 519	62 804	38 838	687 TIN	494	581	348
267 OTHER MAN-MADE FIBRES	21 958	2 304	1 427	689 MISC. NON-FERR. BASE METAL	1 725	4 551	2 822
268 WOOL, OTHER ANIMAL HAIR	5 202	11 232	6 938	691 METALLIC STRUCTURES NES	281 342	154 005	95 753
269 WORN CLOTHING, TEXTL. ARTL	8 449	1 145	709	692 CONTAINERS, STORAGE, TRNSP	68 548	48 773	30 334
273 STONE, SAND AND GRAVEL	135 776	4 723	2 938	693 WIRE PRODUCTS EXCL. ELECT	6 526	7 161	4 452
277 NATURAL ABRASIVES, NES	24	3 170	1 952	694 NAILS, SCREWS, NUTS, ETC.	92 852	174 158	108 152
278 OTHER CRUDE MINERALS	1 015 185	1 801	1 126	695 TOOLS	40 599	323 825	201 146
282 FERROUS WASTE AND SCRAP	135 325	15 360	9 504	696 CUTLERY	4 006	46 357	29 014
285 ALUMINIUM ORE, CONCTR. ETC	844	318	200	697 HOUSEHOLD EQUIPMENT, NES	35 431	59 471	37 269
288 NON-FERROUS WASTE, SCRAP	451 199	97 764	60 279	699 MANUFACT. BASE METAL, NES	246 512	327 761	203 396
289 PREC. METAL ORES, CONCTR	2 108	12 594	7 869	711 STEAM GENER. BOILERS, ETC.	2 605	6 107	3 905
291 CRUDE ANIMAL MATERIALS, NES	42 524	6 212	3 871	712 STEAM TURBINES	7 470	34 398	21 240
292 CRUDE VEG. MATERIALS, NES	15 556	21 716	13 512	713 INTRNL COMBUS PSTN ENGIN	35 640	58 648	36 274
321 COAL, NOT AGGLOMERATED	33 033	569	335	714 ENGINES, MOTORS NON-ELECT	13 146	108 066	67 099
325 COKE, SEMI-COKE, RET. CARBN	29 778	474	305	716 ROTATING ELECTRIC PLANT	117 826	246 480	153 536
334 PETROLEUM PRODUCTS	1 191 388	29 317	18 834	718 OTH. POWR. GENRTNG. MACHNRY	11 650	50 047	31 095
335 RESIDUAL PETROL. PRODUCTS	21 728	2 598	1 617	721 AGRIC. MACHINES, EX. TRACTR	8 980	18 894	11 761
342 LIQUEFIED PROPANE, BUTANE	54 609	2 589	1 697	722 TRACTORS	1 811	3 690	2 294
344 PETROLEUM GASES, NES	973	495	306	723 CIVIL ENGINEERING EQUIPT	49 308	53 993	33 379
351 ELECTRIC CURRENT, MWH	6 310 338	476 801	295 036	724 TEXTILE, LEATHER MACHINES	124 629	384 526	239 051
411 ANIMAL OILS AND FATS	40 348	2 482	1 504	725 PAPER, PULP MILL MACHINES	53 852	202 928	126 466
421 FIXED VEG. FAT, OILS, SOFT	95 422	10 967	6 776	726 PRINTING, BOOKBINDING MACHS	107 524	365 549	227 561
422 FIXED VEG. FAT, OILS, OTHER	632	769	472	727 FOOD-PROCESS. MCH. NON DOM	27 024	67 684	42 000
431 ANIMAL, VEG. FATS, OILS, NES	70 735	2 812	1 763	728 OTH. MACH. PTS, SPCL INDUST	135 809	620 951	386 777
511 HYDROCARBONS, NES, DERIVTS	311 878	30 618	19 192	731 METAL REMOVAL WORK TOOLS	115 849	715 191	449 510
512 ALCOHOL, PHENOL, ETC. DERIV	115 117	31 104	19 300	733 MACH-TOOLS, METAL-WORKING	52 985	161 330	101 319
513 CARBOXYLIC ACIDS, DERIVTS	108 589	97 743	60 833	735 PARTS, NES, FOR MACH-TOOLS	24 228	320 321	199 246
514 NITROGEN-FUNCT. COMPOUNDS	63 792	243 995	152 423	737 METALWORKING MACHNRY NES	71 388	135 581	84 688
515 ORGANIC-INORGANIC COMPNDS	56 384	378 605	234 666	741 HEATING, COOLING EQUIP, PART	71 801	268 408	168 083
516 OTHER ORGANIC CHEMICALS	41 355	260 073	164 904	742 PUMPS FOR LIQUIDS, PARTS	44 173	154 878	96 294
522 INORGANIC CHEM. ELEMENTS	616 661	25 187	15 682	743 PUMPS NES, CENTRIFUGS ETC	63 035	235 597	146 354
523 METAL, SALTS, INORGAN. ACID	493 116	29 760	18 503	744 MECHANICAL HANDLING EQUIP	67 290	160 751	100 333
524 OTHER CHEMICAL COMPOUNDS	4 530	5 579	3 454	745 OTH. NONELEC MCH. TOOL, NES	75 874	370 384	230 070
525 RADIO-ACTIVE MATERIALS	27	3 992	2 483	746 BALL OR ROLLER BEARINGS	12 269	64 302	39 641
531 SYNTH. COLOURS, LAKES, ETC.	90 289	251 766	156 679	747 TAPS, COCKS, VALVES, ETC.	44 787	243 879	151 400
532 DYEING, TANNING MATERIALS	1 110	5 193	3 257	748 TRANSMISSIONS SHAFTS ETC	64 859	170 041	105 444
533 PIGMENTS, PAINTS, ETC.	163 728	152 509	94 636	749 NON-ELECT MACH. PARTS, ETC	58 242	153 830	95 551
541 MEDICINES, ETC. EXC. GRP542	34 543	482 691	300 539	751 OFFICE MACHINES	2 059	28 337	18 020
542 MEDICAMENTS	53 191	589 045	367 870	752 AUTOMATC. DATA PROC. EQUIP	4 990	100 349	63 018
551 ESSENT. OIL, PERFUME, FLAVR	27 793	120 608	74 883	759 PARTS, FOR OFFICE MACHINS	4 599	68 770	42 543
553 PERFUMERY, COSMETICS, ETC.	57 236	95 940	59 723	761 TELEVISION RECEIVERS ETC	3 802	7 859	4 983
554 SOAP, CLEANERS, POLISH, ETC	268 811	82 293	51 380	762 RADIO-BROADCAST RECEIVER	160	2 367	1 457
562 FERTILIZER, EXCEPT GRP272	59 332	3 667	2 265	763 SOUND RECORDER, PHONOGRPH	772	23 822	14 898
571 POLYMERS OF ETHYLENE	30 550	9 905	6 185	764 TELECOMM. EQUIP. PARTS NES	9 772	145 952	90 713
572 POLYMERS OF STYRENE	13 771	2 430	1 527	771 ELECT POWER MACHNRY, PARTS	64 420	117 769	72 958
573 POLYMERS, VINYL CHLORIDE	187 838	40 863	25 292	772 ELEC. SWITCH, RELAY, CIRCUT	54 878	680 128	421 967
574 POLYACETAL, POLYCARBONATE	302 489	172 399	107 341	773 ELECTR. DISTRIB. EQPT NES	53 455	117 889	73 214
575 OTH. PLASTIC, PRIMARY FORM	308 775	181 943	113 160	774 ELECTRO-MEDCL. XRAY EQUIP	1 205	33 775	20 956
579 PLASTIC WASTE, SCRAP ETC	39 585	3 338	2 064	775 DOM. ELEC. NON-ELEC. EQUIPT	51 702	137 527	85 866
581 PLASTIC TUBE, PIPE, HOSE	44 782	68 066	42 441	776 TRANSISTORS, VALVES, ETC.	1 549	73 779	45 908
582 PLASTIC PLATE, SHEETS, ETC	375 691	233 863	145 495	778 ELECTRIC MACH. APPART. NES	127 235	585 699	364 659
583 MONOFILAMENT OF PLASTICS	24 709	16 080	9 981	781 PASS. MOTOR VEHCLS. EX. BUS	34 925	45 169	28 631
591 INSECTICIDES, ETC.	97 375	136 073	83 923	782 GOODS, SPCL TRANSPORT VEH	120 622	230 026	142 360
592 STARCHES, INULIN, ETC.	57 684	45 510	28 094	783 ROAD MOTOR VEHICLES NES	32 387	49 638	30 927
593 EXPLOSIVES, PYROTECHNICS	311	640	400	784 PARTS, TRACTORS, MOTOR VEH	228 009	242 941	150 668
597 PREPRED ADDITIVES, LIQUIDS	47 987	23 196	14 401	785 CYCLES, MOTORCYCLES ETC.	23 666	64 168	39 757
598 MISC. CHEMICAL PRODS. NES	508 029	141 736	88 119	786 TRAILERS, SEMI-TRAILR, ETC	25 568	17 894	11 176
611 LEATHER	3 584	17 280	10 753	791 RAILWAY VEHICLES. EQUIPNT	19 413	42 010	27 008
612 MANUFACT. LEATHER ETC. NES	376	2 639	1 647	792 AIRCRAFT, ASSOCTD. EQUIPNT	1 171	73 233	46 733
613 FURSKINS, TANNED, DRESSED	68	1 075	653	793 SHIP, BOAT, FLOAT. STRUCTRS	12 896	5 670	3 605
621 MATERIALS OF RUBBER	23 717	19 745	12 216	811 PREFABRICATED BUILDINGS	12 548	4 343	2 770
625 RUBBER TYRES, TUBES, ETC.	83 730	12 476	7 774	812 PLUMBING, SANITRY, EQPT. ETC	182 549	127 471	79 413
629 ARTICLES OF RUBBER, NES	13 071	56 973	35 286	813 LIGHTING FIXTURES ETC. NES	6 000	29 064	18 144
633 CORK MANUFACTURES	189	371	229	821 FURNITURE, CUSHIONS, ETC.	243 958	274 552	170 960
634 VENEERS, PLYWOOD, ETC.	1 423 523	113 492	70 396	831 TRUNK, SUIT-CASES, BAG, ETC	7 457	14 823	9 261
635 WOOD MANUFACTURES, NES	53 042	33 041	20 494	841 MENS, BOYS CLOTHING, X-KNIT	4 580	66 998	41 570
641 PAPER AND PAPERBOARD	2 427 074	355 059	220 108	842 WOMEN, GIRL CLOTHNG, XKNIT	4 049	81 123	50 186
642 PAPER, PAPERBOARD, CUT ETC	353 203	117 026	72 949	843 MENS, BOYS CLOTHING, KNIT	3 128	28 066	17 490

7 IMPORTS AND EXPORTS (SPECIAL TRADE) BY COUNTRIES OF PRODUCTION AND CONSUMPTION AND BY GROUPS OF THE SITC-REV. III 1990

GROUP DESCRIPTION	DT = 100 KG	1 000 DM	1 000 \$	GROUP DESCRIPTION	DT = 100 KG	1 000 DM	1 000 \$
844 WOMEN, GIRLS CLOTHNG. KNIT	4 977	59 998	37 417	292 CRUDE VEG. MATERIALS, NES	158 721	97 853	60 729
845 OTHR. TEXTILE APPAREL, NES	5 348	59 037	36 963	321 COAL, NOT AGGLOMERATED	408 436	8 314	5 124
846 CLOTHING ACCESSRS, FABRIC	2 982	40 774	25 450	322 BRIQUETTES, LIGNITE, PEAT	1 271 259	24 982	15 378
848 CLOTHING, NONTXLT; HEADGEAR	1 439	9 522	5 923	325 COKE, SEMI-COKE, RET. CARBN	166 241	5 867	3 664
851 FOOTWEAR	9 611	64 522	39 797	334 PETROLEUM PRODUCTS	27 132 595	1 066 503	660 180
871 OPTICAL INSTRUMENTS, NES	1 266	37 443	23 445	335 RESIDUAL PETROL. PRODUCTS	2 099 547	66 227	41 207
872 MEDICAL INSTRUMENTS NES	14 195	140 058	87 560	342 LIQUEFIED PROPANE, BUTANE	347 344	11 406	7 068
873 METERS, COUNTERS, NES	3 933	28 268	17 607	344 PETROLEUM GASES, NES	6 817	390	240
874 MEASURE, CONTROL INSTRMNT	37 080	808 805	503 317	351 ELECTRIC CURRENT, MWH	3 714 431	185 119	113 914
881 PHOTOGRAPH APPAR. ETC. NES	2 159	38 656	24 121	411 ANIMAL OILS AND FATS	12 350	1 168	715
882 PHOTO. CINEMATOGRPH. SUPPL	32 440	98 881	61 339	421 FIXED VEG. FAT, OILS, SOFT	47 978	5 968	3 703
883 CINE. FILM EXPOSD. DEVELOPD	50	1 616	1 002	422 FIXED VEG. FAT, OILS, OTHER	26 120	4 729	2 952
884 OPTICAL GOODS NES	902	94 143	58 663	431 ANIMAL, VEG. FATS, OILS, NES	59 621	11 231	6 977
885 WATCHES AND CLOCKS	6 657	683 916	426 790	511 HYDROCARBONS, NES, DERIVTS	748 162	90 695	56 136
891 ARMS AND AMMUNITION	316	6 889	4 294	512 ALCOHOL, PHENOL, ETC. DERIV	574 227	129 802	80 596
892 PRINTED MATTER	287 602	283 814	176 825	513 CARBOXYLIC ACIDS, DERIVTS	875 249	186 932	115 819
893 ARTICLES, NES, OF PLASTICS	285 672	341 042	212 069	514 NITROGEN-FUNCT. COMPOUNDS	489 123	409 769	254 000
894 BABY CARRIAGE, TOYS, GAMES	38 355	97 177	60 709	515 ORGANO-INORGANIC COMPNDS	219 167	265 249	163 791
895 OFFICE, STATIONERY SUPPLS	15 322	64 246	39 749	516 OTHER ORGANIC CHEMICALS	664 649	196 700	121 929
896 WORKS OF ART, ANTIQUE ETC	2 232	180 783	113 849	522 INORGANIC CHEM. ELEMENTS	542 231	81 940	50 745
897 GOLD, SILVERWARE, JEWEL NES	2 103	35 075	22 020	523 METAL, SALTS, INORGAN. ACID	751 285	66 303	41 192
898 MUSICAL INSTRUMENTS, ETC.	20 401	111 340	69 843	524 OTHER CHEMICAL COMPOUNDS	110 412	32 269	19 954
899 MISC MANUFACTRD GOODS NES	40 847	219 656	136 571	525 RADIO-ACTIVE MATERIALS	48	7 382	4 572
961 COIN NONGOLD NONCURRENT	65	8 248	5 131	531 SYNTH. COLOURS, LAKES, ETC.	69 384	174 342	108 034
971 GOLD, NONMONTY EXCL DRES	286	207 439	130 278	532 DYEING, TANNING MATERIALS	7 238	2 419	1 508
972 MONETARY GOLD, GOLD COINS		6 231	3 917	533 PIGMENTS, PAINTS, ETC.	1 732 045	304 195	188 446
				541 MEDICINES, ETC. EXC. GRP542	17 564	144 071	89 347
EXPORTS	137 339 319	38 443 022	23 817 116	542 MEDICAMENTS	64 054	679 416	425 042
001 LIVE ANIMALS	5 633	16 762	10 375	551 ESSNTL. OIL, PERFUME, FLAVR	9 592	26 791	16 625
011 BOVINE MEAT	1 624	835	553	553 PERFUMERY, COSMETICS, ETC.	86 646	133 009	82 623
012 OTHER MEAT, MEAT OFFAL	61 828	22 424	13 881	554 SOAP, CLEANERS, POLISH, ETC	567 388	151 187	93 956
016 MEAT, ED. OFFL, DRY, SLT, SMK	237	390	243	562 FERTILIZER, EXCEPT GRP272	743 666	24 626	15 135
017 MEAT, OFFL, PRPD, PRSVD, NES	13 716	14 404	8 917	571 POLYMERS OF ETHYLENE	536 213	110 690	68 922
022 MILK AND CREAM	27 139	8 685	5 354	572 POLYMERS OF STYRENE	341 525	117 150	72 623
023 BUTTER, OTHER FAT OF MILK	3 888	956	623	573 POLYMERS, VINYL CHLORIDE	265 732	58 411	36 118
024 CHEESE AND CURD	9 136	8 892	5 538	574 POLYACETAL, POLYCARBONATE	406 348	169 490	105 119
025 EGGS, BIRDS, YOLKS, ALBUMIN	92 467	16 512	10 292	575 OTH. PLASTIC, PRIMARY FORM	987 434	329 414	204 109
034 FISH, FRESH, CHILLED, FROZN	9 709	10 390	6 471	576 PLASTIC WASTE, SCRAP ETC	110 795	5 281	3 277
035 FISH, DRIED, SALTED, SMOKED	1 084	2 589	1 612	581 PLASTIC TUBE, PIPE, HOSE	146 832	125 463	77 735
036 CRUSTACEANS, MOLLUSCS ETC	707	787	487	582 PLASTIC PLATE, SHEETS, ETC	516 954	339 719	210 873
037 FISH ETC. PRPD, PRSVD, NES	9 174	6 965	4 343	583 MONOFILAMENT OF PLASTICS	85 065	57 392	35 582
041 WHEAT, MESLIN, UNMILLED	162 557	5 195	3 162	591 INSECTICIDES, ETC.	34 007	33 417	20 409
042 RICE	3 403	53	37	592 STARCHES, INULIN, ETC.	313 506	55 493	34 442
043 BARLEY, UNMILLED	172 338	4 276	2 605	593 EXPLOSIVES, PYROTECHNICS	4 298	10 810	6 573
044 MAIZE UNMILLED	6 538	1 803	1 078	597 PREPRD ADDITIVES, LIQUIDS	97 213	35 058	21 844
045 OTHER CEREALS, UNMILLED	3 618	537	341	598 MISC. CHEMICAL PRODTS. NES	2 946 688	360 796	223 579
046 MEAL, FLOUR OF WHEAT, MSLN	1 476	119	73	600 CPL IND PLANT CHAP 69-76	639	603	391
047 OTHER CEREAL MEAL, FLOURS	431	54	32	611 LEATHER	10 938	36 959	22 867
048 CEREAL PREPARATIONS	373 771	86 350	53 628	612 MANUFACT. LEATHER ETC. NES	3 508	11 473	7 144
054 VEGETABLES	27 305	15 002	9 471	613 FURSKINS, TANNED, DRESSED	523	11 165	6 871
056 VEGETABLES, PRPD, PRSVD, NES	28 113	20 358	12 631	621 MATERIALS OF RUBBER	92 044	57 302	35 551
057 FRUIT, NUTS EXCL. OIL NUTS	63 631	14 611	9 027	625 RUBBER TYRES, TUBES, ETC.	175 728	151 689	94 126
059 FRUIT, PRESERVED, PREPARED	35 611	21 954	13 675	629 ARTICLES OF RUBBER, NES	35 495	66 302	41 070
059 FRUIT, VEGETABLE JUICES	31 358	5 899	3 709	633 CORK MANUFACTURES	2 170	5 236	3 236
061 SUGARS, MOLASSES, HONEY	1 087 065	65 450	40 759	634 VENEERS, PLYWOOD, ETC.	816 124	130 695	80 864
062 SUGAR CONFECTIONERY	26 237	15 282	9 444	635 WOOD MANUFACTURES, NES	774 199	242 266	150 026
071 COFFEE, COFFEE SUBSTITUTE	18 828	13 099	8 149	641 PAPER AND PAPERBOARD	1 842 730	447 788	277 586
072 COCOA	79 799	48 142	29 839	642 PAPER, PAPERBOARD, CUT ETC	860 187	391 120	242 576
073 CHOCOLATE, OTH. COCOA PREP	50 854	33 106	20 636	651 TEXTILE YARN	109 133	167 955	103 974
074 TEA AND MATE	2 408	2 791	1 742	652 COTTON FABRICS, WOVEN	37 868	99 387	61 638
075 SPICES	5 463	5 581	3 435	653 FABRICS, MAN-MADE FIBRES	61 093	168 790	104 596
081 ANIMAL FEED STUFF	1 177 670	108 070	67 130	654 OTH. TEXTILE FABRIC, WOVEN	25 951	73 471	45 266
091 MARGARINE AND SHORTENING	4 556	2 214	1 360	655 KNIT, CROCHET, FABRIC NES	24 186	65 457	40 565
098 EDIBLE PRD. PREPRTNS, NES	221 323	114 639	70 953	656 TULLE, LACE, EMBROIDRY, ETC	6 830	22 756	14 091
111 NON-ALCOHOL. BEVERAGE, NES	102 071	13 103	8 121	657 SPECIAL YARN, TXTL. FABRIC	89 330	134 907	83 650
112 ALCOHOLIC BEVERAGES	216 327	33 600	20 851	658 TEXTILE ARTICLES NES	43 165	127 036	78 826
121 TOBACCO, UNMANUFACTURED	29 285	27 087	16 810	659 FLOOR COVERINGS, ETC.	112 449	159 211	98 671
122 TOBACCO, MANUFACTURED	16 081	29 257	18 014	661 LIME, CEMENT, CONSTR. MATRL	1 196 329	56 912	35 302
211 HIDES, SKINS (EX. FURS), RAW	9 085	3 429	2 129	662 CLAY, REFRACT. CONSTR. MATRL	1 559 511	97 595	60 514
212 FURSKINS, RAW	65	1 222	771	663 MINERAL MANUFACTURES, NES	2 921 568	221 920	137 546
222 OILSEED (SFT. FIX VEG. OIL)	7 256	1 821	1 125	664 GLASS	560 106	147 681	91 856
223 OILSEED (OTH. FIX. VEG. OIL)	4 930	1 100	670	665 GLASSWARE	337 302	106 347	65 890
231 NATURAL RUBBER, ETC.	3 149	770	471	666 POTTERY	63 779	73 891	45 954
232 SYNTHETIC RUBBER, ETC.	156 568	32 241	20 007	667 PEARLS, PRECIOUS STONES			
245 FUEL WOOD, WOOD CHARCOAL	30 342	1 023	621	671 PIG IRON, SPIEGELEISN, ETC	282 512	21 091	12 986
246 WOOD IN CHIPS, PARTICLES	1 603 020	17 570	10 904	672 INGOTS ETC. IRON OR STEEL	548 950	45 648	28 486
247 WOOD ROUGH, ROUGH SQUARED	795 058	16 630	10 289	673 FLAT-ROLLED IRON ETC.	2 935 265	273 352	169 153
248 WOOD, SIMPLY WORKED	998 706	126 321	78 078	674 FLAT-ROLLED PLATED IRON	719 022	104 515	65 088
251 PULP AND WASTE PAPER	856 746	27 759	17 159	675 FLAT-ROLLED, ALLOY STEEL	483 433	163 532	101 837
261 SILK	690	1 616	997	676 IRON, STL. BAR, SHAPES ETC.	1 867 604	279 026	172 364
263 COTTON	47 964	8 067	5 007	677 RAILWAY TRACK IRON, STEEL	166 471	23 560	14 493
265 VEGETABLE TEXTILE FIBRES	323	127	75	678 WIRE OF IRON OR STEEL	228 005	55 346	34 226
266 SYNTHETIC FIBRES	27 892	13 872	8 571	679 TUBES, PIPES, ETC. IRON, STL	783 838	247 364	153 271
267 OTHER MAN-MADE FIBRES	49 427	21 318	13 230	681 SILVER, PLATINUM, ETC.	1 133	77 100	49 128
268 WOOL, OTHER ANIMAL HAIR	29 935	51 021	31 851	682 COPPER	498 031	353 717	219 631
269 WORN CLOTHING, TEXTL. ARTL	18 135	1 837	1 129	683 NICKEL	7 618	24 373	15 029
272 FERTILIZERS, CRUDE	85 195	2 495	1 536	684 ALUMINIUM	698 293	393 952	243 680
273 STONE, SAND AND GRAVEL	35 351 340	66 708	41 646	685 LEAD	24 175	4 755	2 948
274 SULPHUR, UNRSTD. IRON PYRS	537 877	12 018	7 340	686 ZINC	77 486	29 007	18 537
277 NATURAL ABRASIVES, NES	143 016	8 100	5 090	687 TIN	2 781	3 329	2 066
278 OTHER CRUDE MINERALS	2 957 195	30 595	18 992	688 MISC. NON-FERR. BASE METAL	1 257	6 983	4 304
281 IRON ORE, CONCENTRATES	34 284	108	71	691 METALLIC STRUCTURES NES	663 633	382 304	237 525
282 FERROUS WASTE AND SCRAP	843 870	18 376	11 593	692 CONTAINERS, STORAGE, TRNSP	136 473	96 804	59 895
285 ALUMINIUM ORE, CONCTR. ETC	131 608	10 070	6 251	693 WIRE PRODUCTS EXCL. ELECT	130 540	32 733	20 266
287 ORE, CONCENTR. BASE METALS	11 911	677	421	694 NAILS, SCREWS, NUTS, ETC.	193 528	163 182	101 020
288 NON-FERROUS WASTE, SCRAP	74 839	19 666	12 312	695 TOOLS	82 329	354 717	219 810
289 PREC. METAL DRES, CONCTR TS	580	1 802	1 136	696 CUTLERY	8 019	50 427	31 440
291 CRUDE ANIMAL MATERLS. NES	62 402	33 413	20 589	697 HOUSEHOLD EQUIPMENT, NES	106 653	107 719	66 894
				699 MANUFACTS. BASE METAL, NES	545 780	558 791	346 434

7 IMPORTS AND EXPORTS (SPECIAL TRADE) BY COUNTRIES OF PRODUCTION AND CONSUMPTION AND BY GROUPS OF THE SITC-REV. III 1990

GROUP DESCRIPTION	DT = 100 KG	1 000 DM	1 000 \$	GROUP DESCRIPTION	DT = 100 KG	1 000 DM	1 000 \$
700 CPL IND PLANT (84/85/87)	1 832	4 562	2 900	025 EGGS, BIRDS, YOLKS, ALBUMIN	412	89	54
711 STEAM GENER. BOILERS, ETC.	8 447	11 585	7 173	034 FISH, FRESH, CHILLED, FROZEN	666	626	388
712 STEAM TURBINES	3 342	28 378	17 659	041 WHEAT, MESLIN, UNMILLED	1 927	245	157
713 INTRNL COMBUS PSTN ENGIN	49 848	134 075	83 243	044 MAIZE UNMILLED	5 960	2 510	1 532
714 ENGINES, MOTORS NON-ELECT	6 140	61 297	38 034	048 CEREAL PREPARATIONS	166 685	74 767	46 872
716 ROTATING ELECTRIC PLANT	125 679	349 296	216 415	054 VEGETABLES	130 715	10 626	6 563
718 OTH. POWR. GENRTNG. MACHNRY	16 657	126 278	78 769	056 VEGETABLES, PRPD, PRSD, NES	4 333	888	548
721 AGRIC. MACHINES, EX. TRACTR	88 546	124 889	76 363	057 FRUIT, NUTS EXCL. OIL NUTS	21 025	3 444	2 151
722 TRACTORS	36 056	50 975	31 033	058 FRUIT, PRESERVED, PREPARED	15 322	4 356	2 698
723 CIVIL ENGINEERING EQUIPT	200 722	267 515	164 765	059 FRUIT, VEGETABLE JUICES	8 304	3 396	2 128
724 TEXTILE, LEATHER MACHINES	111 469	303 153	188 523	061 SUGARS, MOLASSES, HONEY	55 838	4 890	3 020
725 PAPER, PULP MILL MACHINES	42 353	125 635	78 621	062 SUGAR CONFECTIONERY	7 494	6 485	4 013
726 PRINTNG, BOOKBINDNG MACHS	110 540	308 950	193 083	071 COFFEE, COFFEE SUBSTITUTE	956	908	581
727 FOOD-PROCESS. MCH. NON DOM	13 409	60 407	37 572	073 CHOCOLATE, OTH. COCOA PREP	16 845	16 355	10 387
728 OTH. MACH. PTS, SPL. INDUST	213 982	663 324	411 912	074 TEA AND MATE	107	124	79
731 METAL REMOVAL WORK TOOLS	76 941	359 289	223 691	075 SPICES	132	133	83
733 MACH-TOOLS, METAL-WORKING	43 278	123 221	76 565	081 ANIMAL FEED STUFF	215 635	7 576	4 726
735 PARTS, NES, FOR MACH-TOOLS	56 605	201 381	125 123	098 EDIBLE PROD. PREPRTNS, NES	66 492	31 175	19 414
737 METALWORKING MACHNRY NES	25 149	79 941	49 697	111 NON-ALCOHOL. BEVERAGE, NES	602 614	53 288	33 482
741 HEATING, COOLNG. EQUIP, PART	-	-	-	112 ALCOHOLIC BEVERAGES	47 744	21 615	13 574
742 PUMPS FOR LIQUIDS, PARTS	59 994	198 007	122 978	121 TOBACCO, MANUFACTURED	3 061	1 145	719
743 PUMPS NES, CENTRIFUGS ETC	125 901	352 714	218 721	111 HIDES, SKINS (EX. FURS), RAW	148 590	42 542	26 147
744 MECHANICAL HANDLING EQUIP	311 151	443 135	274 338	212 FURSKINS, RAW	80	174	104
745 OTH. NONELEC MCH, TOOL, NES	107 574	435 771	269 845	222 OILSEED (SFT. FIX VEG. OIL)	15 626	1 714	1 091
746 BALL OR ROLLER BEARINGS	39 504	145 658	89 882	223 OILSEED (OTH. FIX. VEG. OIL)	2 965	2 055	1 271
747 TAPS, COCKS, VALVES, ETC.	72 137	279 610	173 391	232 SYNTHETIC RUBBER, ETC.	34 171	1 481	920
748 TRANSMISSIONS SHAFTS ETC	96 221	240 587	148 866	245 FUEL WOOD, WOOD CHARCOAL	1 369	77	45
749 NON-ELECT MACH. PARTS, ETC	101 432	267 109	166 109	246 WOOD IN CHIPS, PARTICLES	331 715	2 557	1 596
751 OFFICE MACHINES	8 885	51 812	32 045	247 WOOD ROUGH, ROUGH SQUARED	102 250	4 505	2 763
752 AUTOMATC. DATA PROC. EQUIP	18 838	467 643	290 653	248 WOOD, SIMPLY WORKED	3 643 426	279 628	172 944
759 PARTS, FOR OFFICE MACHINS	11 428	198 123	122 684	251 PULP AND WASTE PAPER	150 728	13 593	8 483
761 TELEVISION RECEIVERS ETC	39 679	134 183	83 630	263 COTTON	29 590	3 178	1 981
762 RADIO-BROADCAST RECEIVER	3 832	32 366	20 064	265 VEGETABLE TEXTILE FIBRES	846	209	126
763 SOUND RECORDER, PHONOGRPH	2 296	28 306	17 334	266 SYNTHETIC FIBRES	96 199	34 494	21 432
764 TELECOMM. EQUIP. PARTS NES	27 972	386 074	239 101	267 OTHER MAN-MADE FIBRES	220 504	91 642	56 612
771 ELECT POWER MACHNRY, PARTS	77 807	238 860	148 480	268 WOOL, OTHER ANIMAL HAIR	1 810	570	352
772 ELEC. SWITCH, RELAY, CIRCUIT	128 045	828 605	512 832	269 WORN CLOTHING, TEXTL. ARTL	15 869	1 256	782
773 ELECTR. DISTRIBUT. EQUIP NES	110 129	140 280	86 850	272 FERTILIZERS, CRUDE	2 322	110	64
774 ELECTRO-MEDCL. XRAY EQUIP	3 450	61 908	38 503	273 STONE, SAND AND GRAVEL	15 102 875	60 779	37 807
775 DOM. ELEC. NON-ELEC. EQUIPT	254 451	415 042	256 455	278 OTHER CRUDE MINERALS	3 438 803	57 277	35 543
776 TRANSISTORS, VALVES, ETC.	2 859	116 382	71 953	282 FERROUS WASTE AND SCRAP	248 278	17 023	10 558
778 ELECTRIC MACH. APPART. NES	146 911	580 716	359 699	284 NICKEL DRES. CONCTR. MATTE	240	121	74
781 PASS. MOTOR VEHCLS. EX. BUS	1 194 839	2 948 791	1 822 649	285 ALUMINIUM ORE, CONCTR. ETC	5 910	245	147
782 GOODS, SPL. TRANSPORT VEH	344 319	674 539	414 058	287 ORE, CONCENTR. BASE METALS	6 057	88	52
783 ROAD MOTOR VEHICLES NES	50 821	169 141	104 486	288 NON-FERROUS WASTE, SCRAP	387 529	72 334	44 909
784 PARTS, TRACTORS, MOTOR VEH	329 213	600 250	371 520	289 PREC. METAL DRES. CONCTRITS	1 155	12 741	7 982
785 CYCLES, MOTORCYCLES ETC.	26 085	64 600	39 674	291 CRUDE ANIMAL MATERIALS, NES	259 600	7 580	4 665
786 TRAILERS, SEMI-TRAILER, ETC	207 825	179 796	110 792	292 CRUDE VEG. MATERIALS, NES	36 321	9 687	6 105
791 RAILWAY VEHICLES, EQUIPNT	129 578	107 967	66 742	322 BRIQUETTES, LIGNITE, PEAT	106 265	1 410	870
792 AIRCRAFT, ASSOC'D. EQUIPNT	1 075	31 703	19 487	325 COKE, SEMI-COKE, RET. CARBN	11 384	117	71
793 SHIP, BOAT, FLOAT. STRUCTRS	20 579	15 932	9 762	334 PETROLEUM PRODUCTS	1 273 931	60 229	37 650
800 CPL IND PLANT CHAP 90/94	31	58	38	335 RESIDUAL PETROL. PRODUCTS	285 056	12 618	7 754
811 PREFABRICATED BUILDINGS	743 173	112 461	70 004	342 LIQUEFIED PROPANE, BUTANE	1 352	65	43
812 PLUMBNG, SANITRY, EQPT. ETC	100 954	89 332	55 705	344 PETROLEUM GASES, NES	5 005	235	139
813 LIGHTNG FIXTURES ETC. NES	43 098	133 034	82 479	351 ELECTRIC CURRENT, MWH	3 325 124	487 141	302 052
821 FURNITURE, CUSHIONS, ETC.	1 121 032	1 025 618	635 150	411 ANIMAL OILS AND FATS	57 246	2 535	1 560
831 TRUNK, SUIT-CASES, BAG, ETC	23 227	84 523	52 626	421 FIXED VEG. FAT, OILS, SOFT	2 783	604	374
841 MENS. BOYS CLOTHNG, X-KNIT	23 606	229 478	142 606	422 FIXED VEG. FAT, OILS, OTHER	382	462	287
842 WOMEN, GIRL CLOTHNG, X-KNIT	41 184	603 353	372 636	431 ANIMAL, VEG. FATS, OILS, NES	105 809	4 037	2 559
843 MENS. BOYS CLOTHING, KNIT	3 016	20 840	12 895	511 HYDROCARBONS, NES, DERIVTS	105 669	8 987	5 593
844 WOMEN, GIRLS CLOTHING, KNIT	13 247	120 107	74 412	512 ALCOHOL, PHENOL, ETC. DERIV	1 428	364	222
845 OTHR. TEXTILE APPAREL, NES	26 457	257 709	159 543	513 CARBOXYLIC ACIDS, DERIVTS	230 766	46 617	29 113
846 CLOTHING ACCESSRS, FABRIC	8 979	66 811	41 631	514 NITROGEN-FUNCT. COMPOUNDS	693 577	79 135	48 832
848 CLOTHING, NONTEXTL; HEADGEAR	9 228	113 564	70 835	515 ORGANO-INORGANIC COMPOUNDS	80 871	28 022	17 598
851 FOOTWEAR	36 660	179 795	110 585	516 OTHER ORGANIC CHEMICALS	126 371	19 336	12 052
851 OPTICAL INSTRUMENTS, NES	2 972	72 680	44 814	522 INORGANIC CHEM. ELEMENTS	1 121 604	56 850	35 103
872 MEDICAL INSTRUMENTS NES	21 179	159 994	99 133	523 METAL. SALTS, INORGAN. ACID	291 876	17 434	10 901
873 METERS, COUNTERS, NES	6 593	40 711	25 185	524 OTHER CHEMICAL COMPOUNDS	136 396	31 936	19 808
874 MEASURE, CONTROL INSTRMNT	44 675	654 466	406 312	525 RADIO-ACTIVE MATERIALS	4 752	4 111	2 576
881 PHOTOGRAPH APPAR. ETC. NES	8 112	71 389	44 227	531 SYNTH. COLOURS, LAKES, ETC.	1 974	2 358	1 460
882 PHOTO. CINEMATOGRPH. SUPPL	47 806	114 510	70 815	533 PIGMENTS, PAINTS, ETC.	785 490	57 735	35 983
883 CINE. FILM EXPOS. DEVELPD	107	1 359	852	541 MEDICINES, ETC. EXC. GRP542	11 766	203 006	124 831
884 OPTICAL GOODS NES	1 321	99 044	61 380	542 MEDICAMENTS	23 638	71 475	44 742
885 WATCHES AND CLOCKS	7 849	222 757	138 113	551 ESSNTL. OIL, PERFUME, FLAVR	5 221	5 974	3 735
891 ARMS AND AMMUNITION	4 357	38 886	24 077	553 PERFUMERY, COSMETICS, ETC.	21 263	18 297	11 440
892 PRINTED MATTER	696 402	858 017	533 826	554 SOAP, CLEANERS, POLISH, ETC	202 257	39 930	24 977
893 ARTICLES, NES, OF PLASTICS	616 766	636 725	394 753	562 FERTILIZER, EXCEPT GRP272	3 726 346	94 898	60 323
894 BABY CARRIAGE, TOYS, GAMES	97 638	205 771	128 554	571 POLYMERS OF ETHYLENE	577 376	98 786	61 503
895 OFFICE, STATIONERY SUPPLS	31 854	82 011	50 981	572 POLYMERS OF STYRENE	42 794	11 713	7 302
896 WORKS OF ART, ANTIQUE ETC	1 982	598 614	361 051	573 POLYMERS, VINYL CHLORIDE	52 068	9 866	6 101
897 GOLD, SILVERWARE, JEWEL NES	1 332	314 875	195 427	574 POLYACETAL, POLYCARBONATE	91 290	41 862	26 198
898 MUSICAL INSTRUMENTS, ETC.	50 977	288 042	179 424	575 OTH. PLASTIC, PRIMARY FORM	1 652 791	183 872	114 275
899 MISC MANUFCTRD GOODS NES	76 376	203 222	126 385	579 PLASTIC WASTE, SCRAP ETC	18 903	1 409	872
901 COMPL IND PLANT CHAPT 99	331	294	178	581 PLASTIC TUBE, PIPE, HOSE	88 705	55 193	34 260
901 COIN NONGOLD NONCURRENT	214	6 659	4 099	582 PLASTIC PLATE, SHEETS, ETC	489 904	252 799	157 101
911 GOLD, NONMONTY EXCL DRES	160	153 421	94 743	583 MONOFILAMENT OF PLASTICS	22 134	13 031	8 126
912 MONETARY GOLD, GOLD COINS	26	51 046	31 513	591 INSECTICIDES, ETC.	20 328	28 644	17 771
				592 STARCHES, INULIN, ETC.	26 788	6 326	3 917
				593 EXPLOSIVES, PYROTECHNICS	132	674	426
				597 PREPRD ADDITIVES, LIQUIDS	16 393	6 548	4 135
				598 MISC. CHEMICAL PRODS. NES	335 592	62 749	38 920
				611 LEATHER	27 638	151 392	93 416
				612 MANUFACT. LEATHER ETC. NES	884	1 852	1 139
001 LIVE ANIMALS	89 739	23 476	14 516	613 FURSKINS, TANNED, DRESSED	142	819	501
011 BOVINE MEAT	128 932	55 071	34 626	621 MATERIALS OF RUBBER	194 531	86 087	53 610
012 OTHER MEAT, MEAT OFFAL	2 312	2 332	1 491	625 RUBBER TYRES, TUBES, ETC.	230 699	133 030	82 757
016 MEAT, ED. OFFL, DRY, SLT, SMK	232	241	149	629 ARTICLES OF RUBBER, NES	57 526	76 045	47 161
017 MEAT, OFFL, PRPD, PRSD, NES	121	130	78				
022 MILK AND CREAM	462 646	13 052	8 190	633 CORK MANUFACTURES	35	56	33
024 CHEESE AND CURD	23 271	12 889	8 085	634 VENEERS, PLYWOOD, ETC.	4 281 901	302 846	188 505

AUSTRIA

IMPORTS

7 IMPORTS AND EXPORTS (SPECIAL TRADE) BY COUNTRIES OF PRODUCTION AND CONSUMPTION AND BY GROUPS OF THE SITC-REV. III 1990

GROUP DESCRIPTION	DT = 100 KG	1 000 DM	1 000 \$	GROUP DESCRIPTION	DT = 100 KG	1 000 DM	1 000 \$
635 WOOD MANUFACTURES, NES	652 347	203 582	126 349	841 MENS,BOYS CLOTHNG,X-KNIT	14 777	125 980	78 200
641 PAPER AND PAPERBOARD	6 588 090	976 456	605 894	842 WOMEN,GIRL CLOTHNG,XKNIT	18 967	219 969	136 429
642 PAPER,PAPERBOARD,CUT ETC	1 606 458	409 418	254 489	843 MENS,BOYS CLOTHING,KNIT	1 189	11 804	7 304
651 TEXTILE YARN	181 202	183 998	113 852	844 WOMEN,GIRLS CLOTHNG,KNIT	3 994	38 837	24 149
652 COTTON FABRICS, WOVEN	44 710	155 658	96 857	845 OTHR.TEXTILE APPAREL,NES	10 988	137 636	85 892
653 FABRICS,MAN-MADE FIBRES	55 337	170 879	105 816	846 CLOTHING ACCESSRS,FABRIC	12 858	64 594	40 527
654 OTH.TEXTILE FABRIC,WOVEN	22 547	62 702	38 683	848 CLOTHING,NONTXTL;HEADGEAR	14 214	47 739	30 080
655 KNIT,CROCHET,FABRIC NES	55 610	151 843	94 486	851 FOOTWEAR	72 115	407 582	252 883
656 TULLE,LACE,EMBROIDRY,ETC	12 798	127 114	79 025	871 OPTICAL INSTRUMENTS,NES	179	8 645	5 365
657 SPECIAL YARN,TXTL.FABRIC NES	65 165	62 993	39 091	872 MEDICAL INSTRUMENTS NES	5 998	43 439	27 104
658 TEXTILE ARTICLES NES	31 382	68 990	42 975	873 METERS,COUNTERS,NES	503	4 964	3 091
659 FLOOR COVERINGS, ETC.	83 143	73 246	45 355	874 MEASURE,CONTROL INSTRMNT	25 640	307 727	191 107
661 LIME,CEMENT,CONSTR.MATRL	1 191 707	33 585	21 001	881 PHOTOGRAPH APPAR.ETC,NES	1 025	12 119	7 563
662 CLAY,REFRCT,CONSTR.MATRL	612 893	62 878	39 387	882 PHOTO.CINEMATOGRPH.SUPPL	494	24 923	15 483
663 MINERAL MANUFACTURES,NES	1 315 988	190 378	117 991	883 CINE.FILM EXPOS.D.DEVELOP	17	446	275
664 GLASS	230 369	43 056	26 696	884 OPTICAL GOODS NES	1 527	86 711	53 729
665 GLASSWARE	562 087	136 573	84 966	885 WATCHES AND CLOCKS	418	11 414	7 101
666 PEARLRY	2 347	4 442	2 781	891 ARMS AND AMMUNITION	1 781	13 729	8 543
667 PEARLS,PRECIOUS STONES				892 PRINTED MATTER	462 425	286 131	178 940
671 PIG IRON, SPIEGELEISN,ETC	42 587	31 243	19 453	893 ARTICLES,NES,OF PLASTICS	333 487	266 790	166 321
672 INGOTS ETC.IRON OR STEEL	41 655	13 525	8 543	894 BABY CARRIAGE, TOYS, GAMES	40 036	152 344	95 430
673 FLAT-ROLLED IRON ETC.	4 859 001	408 556	251 941	895 OFFICE, STATIONERY SUPPLS	34 385	40 878	25 622
674 FLAT-ROLLED PLATED IRON	1 660 618	230 705	142 789	896 WORKS OF ART,ANTIQUE ETC	2 262	38 382	23 836
675 FLAT-ROLLED, ALLOY STEEL	608 432	141 942	88 102	897 GOLD,SILVERWARE, JEWEL NES	1 208	50 919	31 827
676 IRON, STL.BAR,SHAPES ETC.	1 505 833	247 157	152 660	898 MUSICAL INSTRUMENTS,ETC.	31 763	109 867	68 326
677 RAILWAY TRACK IRON,STEEL	86 603	10 601	6 645	899 MISC MANUFACTD GOODS NES	9 613	38 246	23 729
678 WIRE OF IRON OR STEEL	316 120	48 754	30 283	901 NON-GOLD,NON-CURRENT	102	10 892	6 818
679 TUBES,PIPES,ETC.IRON,STL	1 321 447	274 415	169 923	971 GOLD,NON-MONETARY EXCL DRES	45	2 712	1 659
681 SILVER,PLATINUM,ETC.	551	29 421	18 303	972 MONETARY GOLD,GOLD COINS	10	20 096	12 280
682 COPPER	215 155	132 116	82 128				
683 NICKEL	1 939	5 320	3 296	EXPORTS	99 056 228	36 841 044	22 864 693
684 ALUMINIUM	701 883	424 796	263 771	001 LIVE ANIMALS	5 050	6 844	4 224
685 LEAD	2 059	343	208	011 BOVINE MEAT	782	569	341
686 ZINC	5 670	2 324	1 423	012 OTHER MEAT, MEAT OFFAL	35 137	15 082	9 290
687 TIN	158	198	125	016 MEAT,ED.OFFL.DRY,SLT,SMK	102	69	45
689 MISC.NON-FERR.BASE METAL	17 501	41 458	25 496	017 MEAT,OFFL.PRPD,PRSD,NES	672	939	577
691 METALLIC STRUCTURES NES	628 879	251 546	156 449	022 MILK AND CREAM	12 614	2 532	1 560
692 CONTAINERS, STORAGE,TRNSP	125 348	78 731	48 696	023 BUTTER,OTHER FAT OF MILK	636	202	123
693 WIRE PRODUCTS EXCL.ELECT	78 526	20 258	12 558	024 CHEESE AND CURD	81 075	52 279	32 477
694 NAILS, SCREWS,NUTS,ETC.	76 849	45 498	28 117	025 EGGS,BIRDS,YOLKS,ALBUMIN	28 448	8 290	5 053
695 TOOLS	40 672	179 821	111 616	034 FISH,FRESH,CHILLED,FROZN	22 292	17 017	10 536
696 CUTLERY	591	2 133	1 324	035 FISH,DRYED,SALTED,SMOKED	1 803	1 798	1 137
697 HOUSEHOLD EQUIPMENT,NES	53 648	37 302	23 330	036 CRUSTACEANS,MOLLUSCS ETC	914	887	555
699 MANUFACTS.BASE METAL,NES	540 337	511 185	316 963	037 FISH ETC.PRPD,PRSD,NES	64 192	36 390	22 772
711 STEAM GENER.BOILERS,ETC.	4 169	3 716	2 351	041 WHEAT, MESLIN, UNMILLED	3 567	269	164
712 STEAM TURBINES	3 483	29 564	17 875	042 RICE	46 673	5 020	3 090
713 INTRNL COMBUS PSTN ENGIN	736 230	1 799 022	1 114 360	043 BARLEY, UNMILLED	448	52	32
714 ENGINES,MOTORS NON-ELECT	586	14 551	8 839	044 MAIZE UNMILLED	2 347	956	565
716 ROTATING ELECTRIC PLANT	141 691	153 889	95 341	045 OTHER CEREALS, UNMILLED	1 760	303	195
718 OTH.POWR.GENRTNG.MACHNRY	16 751	28 814	17 949	048 CEREAL PREPARATIONS	344 029	151 534	94 349
721 AGRIC.MACHINES,EX.TRACTR	107 260	103 723	63 698	054 VEGETABLES	131 811	27 194	16 607
722 TRACTORS	34 244	46 806	29 206	056 VEGETABLES,PRPD,PRSD,NES	37 334	16 118	10 020
723 CIVIL ENGINEERING EQUIPT	192 378	205 508	128 219	057 FRUIT,NUTS EXCL.OIL NUTS	79 209	24 135	14 968
724 TEXTILE,LEATHER MACHINES	22 447	38 191	23 862	058 FRUIT,PRESERVED,PREPARED	32 884	12 786	7 955
725 PAPER,PULP MILL MACHINES	72 330	123 736	75 835	059 FRUIT, VEGETABLE JUICES	22 339	6 226	3 853
726 PRINTNG,BOOKBINDING MACHS	22 609	54 377	33 989	061 SUGARS,MOLASSES,HONEY	314 323	16 783	10 417
727 FOOD-PROCESS.MCH.NON DOM	11 295	39 485	24 782	062 SUGAR CONFECTIONERY	66 243	37 275	23 314
728 OTH.MACH.PTS,SPCL INDUST	230 336	500 802	312 125	071 COFFEE,COFFEE SUBSTITUTE	108 397	54 922	34 110
731 METAL REMOVAL WORK TOOLS	50 749	153 232	96 673	072 COCOA	45 212	22 353	13 980
733 MACH-TOOLS,METAL-WORKING	12 840	29 587	18 420	073 CHOCOLATE,OTH.COCOA PREP	107 752	78 330	48 962
735 PARTS,NES,FOR MACH-TOOLS	30 019	83 304	49 989	074 TEA AND MATE	5 185	3 546	2 230
737 METALWORKING MACHNRY NES	62 597	79 742	41 855	075 SPICES	7 218	4 115	2 568
741 HEATING,COOLING EQUIP,PART	159 244	228 890	94 873	081 ANIMAL FEED STUFF	4 212 672	210 957	130 587
742 PUMPS FOR LIQUIDS,PARTS	39 972	152 680	144 512	081 MARGARINE AND SHORTENING	24 371	5 156	3 200
743 PUMPS NES,CENTRIFUGS ETC	183 207	232 474	173 370	098 EDIBLE PROD.PREPRTNS,NES	162 137	138 973	86 023
744 MECHANICAL HANDLING EQUIP	241 696	278 893	55 161	111 NON-ALCOHOL.BEVERAGE,NES	173 048	19 396	12 002
745 OTH.NONELEC MCH,TOOL,NES	46 364	88 905	90 421	112 ALCOHOLIC BEVERAGES	219 767	29 799	18 493
746 BALL OR ROLLER BEARINGS	72 267	145 406	59 337	121 TOBACCO, UNMANUFACTURED	2 678	1 351	829
747 TAPS,COCKS,VALVES,ETC.	45 520	95 785	101 650	122 TOBACCO, MANUFACTURED	4 490	10 037	6 248
748 TRANSMISSIONS SHAFTS ETC	161 105	163 646	69 196	211 HIDES,SKINS(EX.FURS),RAW	154 477	55 537	33 858
749 NON-ELECT MACH,PARTS,ETC	40 574	111 134	1 698	222 OILSEED(SFT.FIX.VEG.OIL)	46 612	6 923	4 294
751 OFFICE MACHINES	393	2 640	51 658	223 OILSEED(OTH.FIX.VEG.OIL)	7 988	1 346	828
752 AUTOMATC.DATA PRDCE.EQUIP	4 476	82 868	43 360	231 NATURAL RUBBER, ETC.	19 557	3 983	2 452
759 PARTS,FOR OFFICE MACHINS	2 955	69 666	322 447	232 SYNTHETIC RUBBER, ETC.	347 912	60 889	37 907
761 TELEVISION RECEIVERS ETC	136 745	513 467	19 653	244 CORK,NATURAL,RAW;WASTE	201	90	57
762 RADIO-BROADCAST RECEIVER	3 306	31 703	15 884	245 FUEL WOOD, WOOD CHARCOAL	5 437	414	255
763 SOUND RECORDER,PHONOGRPH	2 585	25 287	116 419	246 WOOD IN CHIPS, PARTICLES	2 534 942	24 738	15 414
764 TELECOMM.EQUIP,PARTS NES	14 534	187 032	97 136	247 WOOD ROUGH,ROUGH SQUARED	13 374 513	230 776	144 015
771 ELECT POWER MACHNRY,PARTS	45 850	156 183	227 421	248 WOOD, SIMPLY WORKED	917 919	111 157	68 459
772 ELEC.SWITCH,RELAY,CIRCUIT	39 881	365 949	284 709	251 PULP AND WASTE PAPER	3 697 773	80 748	50 010
773 ELECTR DISTRIB.EDPT NES	276 851	459 789	14 289	261 SILK	124	156	93
774 ELECTRO-MEDCL,XRAY EQUIP	1 575	23 019	217 432	263 COTTON	39 720	11 483	7 125
775 DOM.ELEC,NON-ELEC.EQUIPT	291 511	348 970	324 993	264 JUTE,OTH.TEXTL.BAST FIBR	220	84	51
776 TRANSISTORS,VALVES,ETC.	14 988	523 971	165 747	265 VEGETABLE TEXTILE FIBRES	3 581	707	445
778 ELECTRIC MACH,APPART,NES	204 582	266 632	306 479	266 SYNTHETIC FIBRES	89 449	41 906	25 831
781 PASS.MOTOR VEHCLS.EX.BUS	246 809	480 377	165 792	267 OTHER MAN-MADE FIBRES	24 500	14 877	9 231
782 GOODS,SPCL TRANSPORT VEH	215 956	269 878	22 750	268 WOOL, OTHER ANIMAL HAIR	12 923	14 795	9 195
783 ROAD MOTOR VEHICLES NES	38 430	35 866	482 197	269 WORN CLOTHING,TEXTL.ARTL	5 675	1 225	760
784 PARTS,TRACTORS,MOTOR VEH	697 613	777 896	25 507	272 FERTILIZERS, CRUDE	45 251	1 472	859
785 CYCLES,MOTORCYCLES ETC.	13 709	40 957	83 078	273 STONE, SAND AND GRAVEL	4 004 715	16 614	10 308
786 TRAILERS,SEMI-TRAILR,ETC	239 611	134 405	26 383	274 SULPHUR,UNRSTD,IRON PYRS	161 247	3 701	2 296
791 RAILWAY VEHICLES,EQUIPNT	30 707	42 551	5 615	277 NATURAL ABRASIVES, NES	18 194	7 634	4 682
792 AIRCRAFT,ASSOCTD.EQUIPNT	1 326	9 005	5 042	278 OTHER CRUDE MINERALS	2 542 398	46 257	28 636
793 SHIP,BOAT,FLDAT,STRUCTRS	2 608	8 240	25 108	281 IRON ORE, CONCENTRATES	26 212	447	277
811 PREFABRICATED BUILDINGS	118 007	40 271	59 250	282 FERROUS WASTE AND SCRAP	322 600	10 106	6 192
812 PLUMBNG,SANITRY,EQPT,ETC	277 307	95 207	94 709	285 ALUMINIUM ORE,CONCTR,ETC	1 231 678	63 206	39 432
813 LIGHTNG FIXTURES,ETC,NES	75 888	151 683	277 440	287 ORE,CONCENTR.BASE METALS	52 651	7 263	4 517
821 FURNITURE,CUSHIONS,ETC.	399 379	447 040	4 539	288 NON-FERROUS WASTE,SCRAP	423 985	100 264	62 597
831 TRUNK,SUIT-CASES,BAG,ETC	1 879	7 303					

7 IMPORTS AND EXPORTS (SPECIAL TRADE) BY COUNTRIES OF PRODUCTION AND CONSUMPTION AND BY GROUPS OF THE SITC-REV. III 1990

GROUP DESCRIPTION	DT = 100 KG	1 000 DM	1 000 \$	GROUP DESCRIPTION	DT = 100 KG	1 000 DM	1 000 \$
291 CRUDE ANIMAL MATERLS.NES	102 955	38 971	24 064	699 MANUFACTS.BASE METAL,NES	804 877	663 943	412 021
292 CRUDE VEG.MATERIALS, NES	108 046	73 113	45 284	700 CPL IND PLANT (84/85/87)	9 329	12 777	7 928
321 COAL,NOT AGGLOMERATED	64 685	2 258	1 393	711 STEAM GENER.BUILDERS,ETC.	5 641	10 446	6 480
322 BRIQUETTES,LIGNITE,PEAT	2 442 872	47 484	29 537	712 STEAM TURBINES	1 945	13 963	8 464
325 COKE,SEMI-COKE,RET.CARBON	1 249 160	34 251	21 288	713 INTRNL COMBUS PSTN ENGIN	784 785	800 469	497 175
334 PETROLEUM PRODUCTS	8 029 094	298 586	186 632	714 ENGINES,MOTORS NON-ELECT	740	21 851	13 527
335 RESIDUAL PETROL.PRODUCTS	2 051 750	74 786	46 695	716 ROTATING ELECTRIC PLANT	84 170	185 720	115 575
342 LIQUEFIED PROPANE,BUTANE	517 687	17 989	11 130	718 OTH.POWER.GENERATING.MACHNRY	26 048	71 433	44 084
344 PETROLEUM GASES, NES	240 911	11 034	6 691	721 AGRIC.MACHINES,EX.TRACTR	149 930	168 796	103 542
351 ELECTRIC CURRENT, MWH	2 024 196	130 542	81 133	722 TRACTORS	74 676	96 957	60 280
411 ANIMAL OILS AND FATS	27 319	2 825	1 724	723 CIVIL ENGINEERING EQUIPT	241 546	243 535	150 531
421 FIXED VEG.FAT,OILS, SOFT	254 403	23 386	14 543	724 TEXTILE,LEATHER MACHINES	65 649	221 384	137 518
422 FIXED VEG.FAT,OILS,OTHER	35 905	5 356	3 327	725 PAPER,PULP MILL MACHINES	64 735	163 886	100 853
431 ANIMAL,VEG.FATS,OILS,NES	165 521	20 651	12 915	726 PRINTING,BOOKBINDING MACHS	46 333	135 820	121 434
511 HYDROCARBONS,NES,DERIVTS	907 439	84 927	52 490	727 FOOD-PROCESS.MCH.NON DOM	17 489	69 343	42 844
512 ALCOHOL,PHENOL,ETC.DERIV	289 412	42 683	26 418	728 OTH.MACH,PTS,SPCL INDUST	244 945	649 225	404 040
513 CARBOXYLIC ACIDS,DERIVTS	261 110	62 847	38 902	731 METAL REMOVAL WORK TOOLS	62 770	264 125	165 420
514 NITROGEN-FUNCT.COMPOUNDS	92 715	56 342	34 861	733 MACH-TOOLS,METAL-WORKING	42 506	102 178	64 090
515 ORGANO-INORGANIC COMPOUNDS	54 832	55 857	34 609	735 PARTS,NES,FOR MACH-TOOLS	31 807	116 941	72 761
516 OTHER ORGANIC CHEMICALS	234 088	41 733	25 917	737 METALWORKING MACHNRY NES	86 878	107 301	66 859
522 INORGANIC CHEM.ELEMENTS	2 247 996	139 466	86 564	741 HEATING,COOLING EQUIP,PART	*	*	*
523 METAL.SALTS,INORGAN.ACID	467 678	47 632	29 520	742 PUMPS FOR LIQUIDS,PARTS	67 562	270 198	167 334
524 OTHER CHEMICAL COMPOUNDS	44 617	29 582	18 245	743 PUMPS NES,CENTRIFUGS ETC	147 432	339 400	210 495
525 RADIO-ACTIVE MATERIALS	44 361	12 062	7 471	744 MECHANICAL HANDLING EQUIP	250 098	358 687	222 583
531 SYNTH.COLOURS,LAKES,ETC.	61 737	74 081	45 803	745 OTH.NONELEC MCH,TOOL,NES	121 988	402 911	250 566
532 DYING,TANNING MATERIALS	12 585	3 824	2 367	746 BALL OR ROLLER BEARINGS	100 773	189 841	117 824
533 PIGMENTS,PAINTS,ETC.	786 584	317 425	196 993	747 TAPS,COCKS,VALVES,ETC.	94 667	348 607	216 863
541 MEDICINES,ETC.EXC.GRP542	19 252	178 233	110 407	748 TRANSMISSIONS SHAFTS ETC	234 775	289 757	179 645
542 MEDICAMENTS	66 138	446 800	277 698	749 NON-ELECT MACH.PARTS,ETC	96 477	251 315	155 972
551 ESSENTIAL OIL,PERFUME,FLAVR	11 205	27 493	17 041	751 OFFICE MACHINES	8 614	62 288	38 824
553 PERFUMERY,COSMETICS,ETC.	153 721	165 084	102 545	752 AUTOMATC.DATA PROC.EQUIP	22 842	458 575	284 745
554 SOAP,CLEANERS,POLISH,ETC	664 403	175 672	109 013	753 PARTS,FOR OFFICE MACHINES	8 649	280 049	174 592
562 FERTILIZER,EXCEPT GRP272	1 082 868	29 426	18 187	761 TELEVISION RECEIVERS ETC	52 069	166 511	104 175
571 POLYMERS OF ETHYLENE	377 537	87 202	54 207	762 RADIO-BROADCAST RECEIVER	4 969	48 136	29 955
572 POLYMERS OF STYRENE	406 526	115 962	72 085	763 SOUND RECORDER,PHONOGRPH	2 803	20 236	12 599
573 POLYMERS,VINYL CHLORIDE	198 876	47 296	29 312	764 TELECOMM.EQUIP.PARTS NES	81 615	532 780	330 868
574 POLYACETAL,POLYCARBONATE	431 183	161 866	100 602	771 ELECT POWER MACHNRY.PARTS	56 866	200 444	124 652
575 ETH.PLASTIC,PRIMARY FORM	1 379 048	366 692	227 409	772 ELEC.SWITCH.RELAY.CIRCUT	141 022	728 445	451 985
579 PLASTIC WASTE, SCRAP ETC	81 640	4 852	3 018	773 ELECTR.DISTRIB.EQPT NES	277 254	310 058	192 195
581 PLASTIC TUBE,PIPE,HOSE	129 620	107 330	66 384	774 ELECTRO-MEDCL,XRAY EQUIP	4 137	89 367	55 548
582 PLASTIC PLATE,SHEETS,ETC	470 798	306 648	190 431	775 DOM.ELEC,NON-ELEC.EQUIPT	374 881	532 973	331 065
583 MONOFILAMENT OF PLASTICS	84 375	54 386	33 869	776 TRANSISTORS,VALVES,ETC.	30 151	511 945	317 331
591 INSECTICIDES, ETC.	62 827	50 651	30 857	778 ELECTRIC MACH. APPART. NES	168 077	569 488	353 423
592 STARCHES,INULIN,ETC.	119 089	49 254	30 508	781 PASS.MOTOR VEHCLS,EX.BUS	1 288 362	2 622 531	1 619 822
593 EXPLOSIVES,PYROTECHNICS	16 194	22 200	14 033	782 GOODS,SPCL TRANSPORT VEH	390 173	602 896	373 365
597 PREPRED ADDITIVES,LIQUIDS	118 753	42 309	26 443	783 ROAD MOTOR VEHICLES NES	83 951	199 818	123 526
598 MISC.CHEMICAL PRODS,NES	1 857 567	351 513	217 540	784 PARTS,TRACTORS,MOTOR VEH	867 140	1 157 736	720 104
600 CPL IND PLANT CHAP 69-76	31	69	40	785 CYCLES,MOTORCYCLES ETC.	43 875	85 729	52 854
611 LEATHER	32 707	87 389	54 121	786 TRAILERS,SEMI-TRAILER,ETC	255 822	191 215	118 312
612 MANUFACT. LEATHER ETC. NES	2 576	8 102	5 056	791 RAILWAY VEHICLES,EQUIPNT	80 658	73 242	45 532
613 FURSKINS,TANNED,DRESSED	639	7 286	4 480	792 AIRCRAFT,ASSEMBLY,EQUIPNT	465	11 686	7 224
621 MATERIALS OF RUBBER	164 419	99 408	61 679	793 SHIP,BOAT,FLOAT.STRUCTRS	6 460	12 308	7 605
625 RUBBER TYRES,TUBES,ETC.	205 072	158 304	98 296	811 PREFABRICATED BUILDINGS	94 020	29 265	18 189
626 ARTICLES OF RUBBER, NES	53 560	97 569	60 582	812 PLUMBING,SANITRY,EQPT.ETC	144 487	148 177	92 362
633 WOOD MANUFACTURES	3 709	7 419	4 593	813 LIGHTING FIXTURES ETC. NES	83 751	178 452	111 333
634 VENEERS,PLYWOOD, ETC.	826 667	120 102	74 374	821 FURNITURE,CUSHIONS,ETC.	1 315 130	918 448	570 358
635 WOOD MANUFACTURES, NES	313 964	130 804	81 327	831 TRUNK,SUIT-CASES,BAG,ETC	20 243	64 613	40 285
641 PAPER AND PAPERBOARD	2 314 323	466 412	289 609	841 MENS,BOYS CLOTHING,X-KNIT	29 899	297 433	185 207
642 PAPER,PAPERBOARD,CUT ETC	880 602	352 563	218 801	842 WOMEN,GIRL CLOTHING,XKNIT	49 650	629 025	389 921
651 TEXTILE YARN	280 742	358 030	221 493	843 MENS,BOYS CLOTHING,KNIT	3 580	21 262	13 245
652 COTTON FABRICS, WOVEN	62 496	175 255	108 688	844 WOMEN,GIRLS CLOTHING,KNIT	13 401	110 889	69 199
653 FABRICS,MAN-MADE FIBRES	66 676	206 378	128 025	845 OTHR.TEXTILE APPAREL,NES	33 995	284 766	177 057
654 ETH.TEXTILE FABRIC,WOVEN	37 303	76 180	47 039	846 CLOTHING ACCESSRS,FABRIC	15 848	96 905	60 355
655 COT.CROCHET.FABRIC NES	54 638	141 339	87 703	848 CLOTHING,NONTEXTL;HEADGEAR	14 420	115 116	71 999
656 WLL,LACE,EMBROIDRY,ETC	15 970	57 649	35 744	851 FOOTWEAR	62 990	256 637	158 425
657 SPECIAL YARN,TEXTL.FABRIC	109 521	174 011	107 946	871 OPTICAL INSTRUMENTS,NES	1 040	25 666	15 944
658 TEXTILE ARTICLES NES	48 654	124 126	77 632	872 MEDICAL INSTRUMENTS NES	28 117	192 667	120 039
659 FLOOR COVERINGS, ETC.	85 868	102 084	63 511	873 METERS,COUNTERS,NES	6 036	37 077	22 963
661 CEMENT,CEMENT,CONSTR.MATRL	373 985	39 455	24 586	874 MEASURE,CONTROL INSTRMNT	36 558	505 059	314 085
662 LAY,REFRCT.CONSTR.MATRL	1 581 356	123 712	76 657	881 PHOTOGRAPH APPAR.ETC.NES	6 919	54 280	33 789
663 NON-METAL MANUFACTURES,NES	1 918 785	219 474	136 413	882 PHOTO.CINEMATOGPH.SUPPL	66 560	170 236	105 237
664 GLASS	735 141	188 126	116 670	883 CINE.FILM EXPOSD.DEVELOPD	233	2 547	1 593
665 GLASSWARE	501 635	94 175	58 648	884 OPTICAL GOODS NES	4 209	193 444	119 770
666 BATTERY	59 836	68 232	42 595	885 WATCHES AND CLOCKS	5 121	54 282	33 823
667 PEARLS,PRECIOUS STONES	*	*	*	891 ARMS AND AMMUNITION	4 995	26 187	16 324
671 IRON,SPIEGELEISEN,ETC	280 572	37 794	23 268	892 PRINTED MATTER	877 854	908 768	566 238
672 WROUGHT IRON OR STEEL	1 181 268	103 566	63 777	893 ARTICLES,NES,OF PLASTICS	550 374	522 467	324 612
673 HOT-ROLLED IRON ETC.	1 638 324	165 971	102 903	894 BABY CARRIAGE,TOYS,GAMES	115 052	191 274	119 149
674 COLD-ROLLED PLATED IRON	639 942	96 867	60 334	895 OFFICE,STATIONERY SUPPLS	20 979	58 606	36 487
675 COLD-ROLLED, ALLOY STEEL	460 434	145 626	90 504	896 WORKS OF ART,ANTIQUE ETC	889	94 830	57 857
676 IRON,STL.BAR,SHAPES ETC.	1 287 220	177 695	110 022	897 GOLD,SILVERWARE,JEWEL NES	1 137	186 030	116 061
677 RAILWAY TRACK IRON,STEEL	43 408	8 022	5 004	898 MUSICAL INSTRUMENTS,ETC.	58 810	263 336	164 201
678 WIRE OF IRON OR STEEL	182 767	33 330	20 591	899 MISC MANUFACTRD GOODS NES	95 283	143 582	89 135
679 RUBBER,PIPES,ETC.IRON,STL	1 005 644	290 705	180 135	941 COMPL IND PLANT CHAPT 99	122	184	109
681 SILVER,PLATINUM,ETC.	908	34 365	21 204	961 COIN NONGOLD NONCURRENT	175	9 101	5 610
682 COPPER	587 874	363 071	224 467	971 GOLD,NONMONTY EXCL DRES	14	22 390	13 859
683 NICKEL	7 568	18 609	11 491	972 MONETARY GOLD,GOLD COINS	12	26 352	15 922
684 ALUMINIUM	1 002 454	443 085	274 832				
685 LEAD	157 807	24 631	15 195	ANDORRA			
686 ZINC	82 839	29 572	18 238				
687 TIN	5 036	6 719	4 124	IMPORTS	2 939	3 243	1 968
689 MISC.NON-FERR.BASE METAL	11 476	17 536	10 877				
691 METALLIC STRUCTURES NES	438 752	228 966	142 464	676 IRON,STL.BAR,SHAPES ETC.	2 357	213	136
692 CONTAINERS,STORAGE,TRNSP	261 440	142 786	88 589	687 TIN	110	254	156
693 WARE PRODUCTS EXCL.ELECT	333 891	63 874	39 554	772 ELEC.SWITCH.RELAY.CIRCUT	46	2 198	1 312
694 NAILS,SCREWS,NUTS,ETC.	209 090	153 762	95 303	776 TRANSISTORS,VALVES,ETC.		67	40
695 WOLFS	75 344	264 418	163 936	781 PASS.MOTOR VEHCLS,EX.BUS	26	111	72
696 CUTLERY	8 558	42 966	26 811	782 GOODS,SPCL TRANSPORT VEH	110	59	35
697 HOUSEHOLD EQUIPMENT,NES	132 635	137 735	85 597	896 WORKS OF ART,ANTIQUE ETC		71	43

7 IMPORTS AND EXPORTS (SPECIAL TRADE) BY COUNTRIES OF PRODUCTION AND CONSUMPTION AND BY GROUPS OF THE SITC-REV. III 1989

GROUP DESCRIPTION	DT = 100 KG	1 000 DM	1 000 \$	GROUP DESCRIPTION	DT = 100 KG	1 000 DM	1 000 \$
EXPORTS	42 550	96 776	59 792	EXPORTS	31 087	25 048	15 381
011 BOVINE MEAT	400	238	142	011 BOVINE MEAT	183	234	144
017 MEAT, OFFL. PRPD, PRSD, NES	319	184	115	022 MILK AND CREAM	4 463	474	285
024 CHEESE AND CURD	1 021	516	315	048 CEREAL PREPARATIONS	300	77	48
037 FISH ETC. PREPD, PRSD, NES	58	73	44	061 SUGARS, MOLASSES, HONEY	6 665	507	313
048 CEREAL PREPARATIONS	704	284	177	112 ALCOHOLIC BEVERAGES	1 971	375	235
056 VEGETABLES, PRPD, PRSD, NES	296	88	53	553 PERFUMERY, COSMETICS, ETC.	189	269	164
062 SUGAR CONFECTIONERY	336	247	151	581 PLASTIC TUBE, PIPE, HOSE	539	258	164
073 CHOCOLATE, OTH. COCOA PREP	1 378	1 069	657	635 WOOD MANUFACTURES, NES	47	235	157
112 ALCOHOLIC BEVERAGES	3 382	1 055	653	658 TEXTILE ARTICLES NES	4	80	51
121 TOBACCO, UNMANUFACTURED	1 813	2 973	1 920	676 IRON, STL. BAR, SHAPES ETC.	1 219	129	85
122 TOBACCO, MANUFACTURED	1 686	4 558	2 745	691 METALLIC STRUCTURES NES	343	222	141
248 WOOD, SIMPLY WORKED	959	137	83	699 MANUFACTS. BASE METAL, NES	49	46	32
512 ALCOHOL, PHENOL, ETC. DERIV	260	85	53	711 STEAM GENER. BOILERS, ETC.	103	173	105
515 ORGANO-INORGANIC COMPNDS	3	263	160	713 INTRNL COMBUS PSTN ENGIN	339	1 240	750
541 MEDICINES, ETC. EXC. GRP542	41	263	156	716 ROTATING ELECTRIC PLANT	23	72	43
542 MEDICAMENTS	11	152	95	723 CIVIL ENGINEERING EQUIPT	215	360	230
554 SOAP, CLEANERS, POLISH, ETC	173	190	117	728 OTH. MACH. PTS, SPCL INDUST	84	154	99
582 PLASTIC PLATE, SHEETS, ETC	431	367	232	742 PUMPS FOR LIQUIDS, PARTS	5	103	70
625 RUBBER TYRES, TUBES, ETC.	39	70	42	744 MECHANICAL HANDLING EQUIP	2 225	2 029	1 216
642 PAPER, PAPERBOARD, CUT ETC	5 629	3 303	2 038	746 BALL OR ROLLER BEARINGS	26	71	48
651 TEXTILE YARN	27	71	42	749 NON-ELECT MACH. PARTS, ETC	83	370	226
652 COTTON FABRICS, WOVEN	16	66	42	761 TELEVISION RECEIVERS ETC	268	873	535
653 FABRICS, MAN-MADE FIBRES	13	56	36	764 TELECOMM. EQUIP. PARTS NES	21	107	68
658 TEXTILE ARTICLES NES	57	169	101	775 DOM. ELEC. NON-ELEC. EQUIPT	35	149	84
659 FLOOR COVERINGS, ETC.	126	682	427	778 ELECTRIC MACH. APPART. NES	21	59	40
662 CLAY, REFRACT. CONSTR. MATRL	1 053	229	138	781 PASS. MOTOR VEHCLS. EX. BUS	2 950	9 726	5 936
665 GLASSWARE	254	291	178	782 GOODS, SPCL TRANSPORT VEH	600	1 077	632
666 POTTERY	72	114	76	784 PARTS, TRACTORS, MOTOR VEH	33	140	86
667 PEARLS, PRECIOUS STONES	*	*	*	786 TRAILERS, SEMI-TRAILR, ETC	51	87	54
684 ALUMINIUM	733	519	323	793 SHIP, BOAT, FLOAT. STRUCTRS	5 181	1 669	1 063
687 TIN	100	110	68	813 LIGHTING FIXTURES ETC. NES	20	74	47
691 METALLIC STRUCTURES NES	663	1 167	694	821 FURNITURE, CUSHIONS, ETC.	186	475	316
695 TOOLS	67	299	185	841 MENS, BOYS CLOTHING, X-KNIT	4	52	33
696 CUTLERY	134	1 409	869	842 WOMEN, GIRL CLOTHING, XKNIT	2	269	156
697 HOUSEHOLD EQUIPMENT, NES	239	519	326	843 MENS, BOYS CLOTHING, KNIT	95	82	48
699 MANUFACTS. BASE METAL, NES	187	192	122	845 OTHR. TEXTILE APPAREL, NES	42	58	37
713 INTRNL COMBUS PSTN ENGIN	36	114	72	851 FOOTWEAR	1	98	58
722 TRACTORS	86	138	89	885 WATCHES AND CLOCKS	182	133	76
728 OTH. MACH. PTS, SPCL INDUST	7	49	30	893 ARTICLES, NES, OF PLASTICS	1	140	87
741 HEATING, COOLING EQUIP, PART	*	*	*	895 OFFICE, STATIONERY SUPPLS	23	69	42
744 MECHANICAL HANDLING EQUIP	37	83	50				
745 OTH. NONELEC MCH, TOOL, NES	95	181	117	VATICAN CITY			
747 TAPS, COCKS, VALVES, ETC.	73	296	185				
761 TELEVISION RECEIVERS ETC	343	1 512	950	IMPORTS	284	941	575
762 RADIO-BROADCAST RECEIVER	224	1 955	1 213	842 WOMEN, GIRL CLOTHING, XKNIT		53	32
763 SOUND RECORDER, PHONOGRPH	91	1 042	625	896 WORKS OF ART, ANTIQUE ETC	15	712	433
764 TELECOMM. EQUIP. PARTS NES	147	2 919	1 834				
771 ELECT POWER MACHNY. PARTS	27	152	91	EXPORTS	17 088	2 428	1 512
772 ELEC. SWITCH, RELAY, CIRCUIT	66	803	497	024 CHEESE AND CURD	371	194	121
775 DOM. ELEC. NON-ELEC. EQUIPT	567	2 588	1 609	061 SUGARS, MOLASSES, HONEY	16 250	1 286	801
776 TRANSISTORS, VALVES, ETC.		255	156	122 TOBACCO, MANUFACTURED	15	66	41
778 ELECTRIC MACH. APPART. NES	80	509	314	542 MEDICAMENTS	3	95	59
781 PASS. MOTOR VEHCLS. EX. BUS	9 145	32 155	19 929	764 TELECOMM. EQUIP. PARTS NES	9	318	195
782 GOODS, SPCL TRANSPORT VEH	2 503	3 409	2 057	846 CLOTHING ACCESSRS, FABRIC	16	46	31
783 ROAD MOTOR VEHICLES NES	215	396	247	892 PRINTED MATTER	7	63	38
784 PARTS, TRACTORS, MOTOR VEH	892	2 518	1 562				
785 CYCLES, MOTORCYCLES ETC.	84	402	242	MALTA			
786 TRAILERS, SEMI-TRAILR, ETC	642	527	322	IMPORTS	166 800	411 679	256 100
813 LIGHTING FIXTURES ETC. NES	75	521	320	059 FRUIT, VEGETABLE JUICES	5 849	1 086	673
821 FURNITURE, CUSHIONS, ETC.	184	350	222	121 TOBACCO, UNMANUFACTURED	155	1 797	1 126
831 TRUNK, SUIT-CASES, BAG, ETC	115	456	281	212 FURSKINS, RAW	4	66	40
841 MENS, BOYS CLOTHING, X-KNIT	17	357	220	288 NON-FERROUS WASTE, SCRAP	1 747	442	270
842 WOMEN, GIRL CLOTHING, XKNIT	33	1 565	966	289 PREC. METAL DRES. CONCTRIS	14	51	34
844 WOMEN, GIRLS CLOTHING, KNIT	5	126	74	513 CARBOXYLIC ACIDS, DERIVTS	105	236	138
845 OTHR. TEXTILE APPAREL, NES	25	590	371	516 OTHER ORGANIC CHEMICALS	64	104	62
846 CLOTHING ACCESSRS, FABRIC	53	497	64	542 MEDICAMENTS	312	1 300	793
848 CLOTHING, NONTXL; HEADGEAR	20	1 039	165	553 PERFUMERY, COSMETICS, ETC.	1 376	975	604
851 FOOTWEAR	28	101	147	579 PLASTIC WASTE, SCRAP ETC	527	59	34
871 OPTICAL INSTRUMENTS, NES	1	312	188	582 PLASTIC PLATE, SHEETS, ETC	110	344	220
872 MEDICAL INSTRUMENTS NES	27	454	277	598 MISC. CHEMICAL PROOTS. NES	38	670	412
873 METERS, COUNTERS, NES	4	98	64	611 LEATHER	4	76	47
874 MEASURE, CONTROL INSTRMNT	9	277	165	612 MANUFACT. LEATHER ETC. NES	42	515	322
881 PHOTOGRAPH APPAR. ETC. NES	180	4 100	2 526	613 FURSKINS, TANNED, DRESSED	2	73	46
884 OPTICAL GOODS NES	5	264	165	625 RUBBER TYRES, TUBES, ETC.	211	207	125
885 WATCHES AND CLOCKS	83	537	338	629 ARTICLES OF RUBBER, NES	701	10 454	6 427
891 ARMS AND AMMUNITION	78	596	370	651 TEXTILE YARN	109	77	47
892 PRINTED MATTER	97	240	147	655 KNIT, CROCHET, FABRIC NES	917	1 023	619
893 ARTICLES, NES, OF PLASTICS	81	174	103	657 SPECIAL YARN, TXTL. FABRIC	81	353	219
894 BABY CARRIAGE, TOYS, GAMES	223	1 139	711	663 MINERAL MANUFACTURES, NES	1 428	711	451
895 OFFICE, STATIONERY SUPPLS	21	1 604	1 005	665 GLASSWARE	64	124	79
896 WORKS OF ART, ANTIQUE ETC		218	129	695 NAILS, SCREWS, NUTS, ETC.	1	106	67
897 GOLD, SILVERWARE, JEWEL NES	4	663	404	695 TOOLS	39	805	501
898 MUSICAL INSTRUMENTS, ETC.	1 224	3 925	2 417	697 HOUSEHOLD EQUIPMENT, NES	258	327	209
899 MISC MANUFCTRD GOODS NES	82	376	226	699 MANUFACTS. BASE METAL, NES	1 269	1 811	1 124
961 COIN NONGOLD NONCURRENT	1	280	172	711 STEAM GENER. BOILERS, ETC.	18	46	31
971 GOLD, NONMONTRY EXCL ORES		82	49	712 STEAM TURBINES	49	45	30
GIBRALTAR							
IMPORTS	531 367	26 392	16 306				
288 NON-FERROUS WASTE, SCRAP	805	290	184	714 ENGINES, MOTORS NON-ELECT		52	56
658 TEXTILE ARTICLES NES	287	959	633	724 TEXTILE, LEATHER MACHINES	55	99	58
781 PASS. MOTOR VEHCLS. EX. BUS	2 120	3 735	2 495	726 PRINTING, BOOKBINDING MACHIS	7	146	93
793 SHIP, BOAT, FLOAT. STRUCTRS	528 001	21 129	12 818	728 OTH. MACH. PTS, SPCL INDUST	468	262	165
896 WORKS OF ART, ANTIQUE ETC	1	188	117	742 PUMPS FOR LIQUIDS, PARTS	9	132	81
				745 OTH. NONELEC MCH, TOOL, NES	8	271	167

7 IMPORTS AND EXPORTS (SPECIAL TRADE) BY COUNTRIES OF PRODUCTION AND CONSUMPTION AND BY GROUPS OF THE SITC-REV. III 1990

GROUP DESCRIPTION	DT = 100 KG	1 000 DM	1 000 \$	GROUP DESCRIPTION	DT = 100 KG	1 000 DM	1 000 \$
747 TAPS, COCKS, VALVES, ETC.	102	133	81	629 ARTICLES OF RUBBER, NES	164	622	388
748 TRANSMISSIONS SHAFTS ETC	55	129	84	634 VENEERS, PLYWOOD, ETC.	5 300	1 266	799
749 NON-ELECT MACH. PARTS, ETC	161	3 828	2 347	635 WOOD MANUFACTURES, NES	232	98	57
752 AUTOMATC. DATA PROC. EQUIP	12	382	234	641 PAPER AND PAPERBOARD	6 216	1 641	1 019
759 PARTS, FOR OFFICE MACHINS		92	54	642 PAPER, PAPERBOARD, CUT ETC	8 412	3 203	2 003
761 TELEVISION RECEIVERS ETC	369	943	563	651 TEXTILE YARN	665	2 880	1 781
764 TELECOMM. EQUIP. PARTS NES	11	118	78	652 COTTON FABRICS, WOVEN	7 503	15 629	9 665
771 ELECT POWER MACHNY. PARTS	64	1 166	725	653 FABRICS, MAN-MADE FIBRES	6 942	25 993	16 187
772 ELEC. SWITCH, RELAY, CIRCUIT	2 007	17 251	10 653	654 OTH. TEXTILE FABRIC, WOVEN	1 830	9 795	6 046
773 ELECTR. DISTRIB. EQPT NES	235	735	470	655 KNIT, CROCHET, FABRIC NES	1 368	3 685	2 268
775 DOM. ELEC. NON-ELEC. EQUIPT	117	973	580	656 TULLE, LACE, EMBROIDRY, ETC	144	893	553
776 TRANSISTORS, VALVES, ETC.	747	47 567	30 003	657 SPECIAL YARN, TXTL. FABRIC	2 169	4 941	3 056
778 ELECTRIC. MACH. APPART. NES	4	157	100	658 TEXTILE ARTICLES NES	128	485	295
784 PARTS, TRACTORS, MOTOR VEH	312	637	395	659 FLOOR COVERINGS, ETC.	109	100	64
786 TRAILERS, SEMI-TRAILR, ETC	169	92	662	662 CLAY, REFRCT. CONST. MATRL	3 974	515	323
792 AIRCRAFT, ASSOCTD. EQUIPNT		123	76	663 MINERAL MANUFACTURES, NES	1 704	816	500
793 SHIP, BOAT, FLOAT, STRUCTRS	95 910	3 927	2 578	664 GLASS	169	65	35
811 PREFABRICATED BUILDINGS	620	108	65	665 GLASSWARE	324	568	350
821 FURNITURE, CUSHIONS, ETC.	417	1 159	757	666 POTTERY	393	726	454
831 TRUNK, SUIT-CASES, BAG, ETC	1 212	3 845	2 397	667 PEARLS, PRECIOUS STONES			
841 MENS, BOYS CLOTHING, X-KNIT	16 780	94 475	58 896	673 FLAT-ROLLED IPDN ETC.	1 947	243	150
842 WOMEN, GIRL CLOTHING, XKNIT	6 928	50 672	31 371	674 FLAT-ROLLED PLATED IRON	10 780	1 511	918
843 MENS, BOYS CLOTHING, KNIT	286	1 689	1 049	675 FLAT-ROLLED, ALLOY STEEL	4 276	1 730	1 086
844 WOMEN, GIRLS CLOTHING, KNIT	1 625	13 058	8 087	676 IRON, STL, BAR, SHAPES ETC.	874	233	149
845 OTHR. TEXTILE APPAREL, NES	3 400	12 563	7 820	679 TUBES, PIPES, ETC. IRON, STL	2 002	580	359
846 CLOTHING ACCESSRS, FABRIC	70	152	95	681 SILVER, PLATINUM, ETC.	12	576	359
848 CLOTHING, NONTXTL; HEADGEAR	145	3 675	2 278	682 COPPER	1 434	1 221	747
851 FOOTWEAR	1 896	34 680	21 458	683 NICKEL	59	408	248
874 MEASURE, CONTROL INSTRMNT	22	475	296	684 ALUMINIUM	489	720	452
884 OPTICAL GOODS NES	680	44 503	27 610	686 ZINC	310	90	56
885 WATCHES AND CLOCKS	1 497	5 960	3 707	691 METALLIC STRUCTURES NES	1 445	697	427
893 ARTICLES, NES, OF PLASTICS	701	6 801	4 196	692 CONTAINERS, STORAGE, TRNSP	45	58	36
894 BABY CARRIAGE, TOYS, GAMES	11 919	30 094	18 645	693 WIRE PRODUCTS EXCL. ELECT	99	70	42
896 WORKS OF ART, ANTIQUE ETC		522	320	694 NAILS, SCREWS, NUTS, ETC.	1 421	1 510	914
899 MISC MANUFCTRD GOODS NES	9	219	136	695 TOOLS	883	4 600	2 835
961 COIN NONGOLD NONCURRENT	1	55	33	696 CUTLERY	41	396	242
971 GOLD, NONMONTY EXCL ORES		55	33	697 HOUSEHOLD EQUIPMENT, NES	557	711	436
				699 MANUFACTS. BASE METAL, NES	2 906	5 346	3 317
EXPORTS	292 844	346 060	214 165	711 STEAM GENER. BOILERS, ETC.	1 921	2 052	1 310
				712 STEAM TURBINES	49	129	87
011 BOVINE MEAT	1 362	816	504	713 INTRNL COMBUS PSTN ENGIN	232	1 150	716
017 MEAT, OFFL. PRPD, PRSVD, NES	141	82	52	714 ENGINES, MOTORS NON-ELECT	2	411	248
022 MILK AND CREAM	11 545	2 200	1 361	716 ROTATING ELECTRIC PLANT	229	909	560
024 CHEESE AND CURD	9 564	4 508	2 787	721 AGRIC. MACHINES, EX. TRACTR	163	94	56
048 CEREAL PREPARATIONS	6 059	1 209	761	723 CIVIL ENGINEERING EQUIPT	294	564	348
054 VEGETABLES	84	80	47	724 TEXTILE, LEATHER MACHINES	777	3 753	2 364
056 VEGETABLES, PRPD, PRSVD, NES	1 226	460	285	725 PAPER, PULP MILL MACHINES	146	405	245
058 FRUIT, PRESERVED, PREPARED	2 067	801	507	726 PRINTNG, BOOKBINDNG MACHS	843	4 573	2 806
062 SUGAR CONFECTIONERY	172	85	53	727 FOOD-PROCESS. MCH. NON DOM	13	59	37
071 COFFEE, COFFEE SUBSTITUTE	55	117	75	728 OTH. MACH. PTS, SPCL INDUST	1 602	5 617	3 492
073 CHOCOLATE, OTH. COCOA PREP	596	537	353	731 METAL REMOVAL WORK TOOLS	348	2 089	1 282
081 ANIMAL FEED STUFF	29 161	1 277	784	733 MACH-TOOLS, METAL-WORKING	744	815	512
098 EDIBLE PROD. PREPRTNS, NES	4 019	3 284	2 052	735 PARTS, NES, FOR MACH-TOOLS	913	3 377	2 084
111 NON-ALCOHOL. BEVERAGE, NES	2 148	208	127	737 METALWORKING MACHNRY NES	48	361	225
112 ALCOHOLIC BEVERAGES	1 838	344	211	741 HEATING, COOLNG EQUIP, PART			
122 TOBACCO, MANUFACTURED	133	228	143	742 PUMPS FOR LIQUIDS, PARTS	101	908	574
232 SYNTHETIC RUBBER, ETC.	624	434	270	743 PUMPS NES, CENTRIFUGS ETC	612	1 424	892
248 WOOD, SIMPLY WORKED	741	99	61	744 MECHANICAL HANDLING EQUIP	669	786	481
251 PULP AND WASTE PAPER	9 113	115	73	745 OTH. NONELEC MCH, TOOL, NES	385	2 244	1 374
278 OTHER CRUDE MINERALS	2 345	55	30	746 BALL OR ROLLER BEARINGS	59	174	109
292 CRUDE VEG. MATERIALS, NES	83	98	60	747 TAPS, COCKS, VALVES, ETC.	665	2 358	1 467
322 BRIQUETTES, LIGNITE, PEAT	2 333	101	60	748 TRANSMISSIONS SHAFTS ETC	66	347	216
334 PETROLEUM PRODUCTS	781	149	95	749 NON-ELECT MACH. PARTS, ETC	548	7 746	4 748
335 RESIDUAL PETROL. PRODUCTS	1 231	148	91	751 OFFICE MACHINES	66	256	163
421 FIXED VEG. FAT, OILS, SOFT	2 369	382	229	752 AUTOMATC. DATA PROC. EQUIP	54	592	361
431 ANIMAL, VEG. FATS, OILS, NES	3 144	286	174	759 PARTS, FOR OFFICE MACHINS	18	297	183
511 HYDROCARBONS, NES, DERIVTS	388	115	70	761 TELEVISION RECEIVERS ETC	662	2 267	1 394
513 CARBOXYLIC ACIDS, DERIVTS	186	101	65	762 RADIO-BROADCAST RECEIVER	42	189	115
514 NITROGEN-FUNCT. COMPOUNDS	300	448	277	763 SOUND RECORDER, PHONOGRPH	19	149	91
515 ORGANO-INORGANIC COMPNDS	52	198	122	764 TELECOMM. EQUIP. PARTS NES	169	3 629	2 232
516 OTHER ORGANIC CHEMICALS	95	209	127	771 ELECT POWER MACHNY. PARTS	390	802	483
522 INORGANIC CHEM. ELEMENTS	1 274	176	107	772 ELEC. SWITCH, RELAY, CIRCUIT	826	6 234	3 849
523 METAL. SALTS, INORGAN. ACID	6 615	1 070	670	773 ELECTR. DISTRIB. EQPT NES	366	1 240	766
524 OTHER CHEMICAL COMPOUNDS	812	175	108	774 ELECTRO-MEDCL. XRAY EQUIP	61	1 309	813
531 SYNTH. COLOURS, LAKES, ETC.	75	169	106	775 DOM. ELEC. NON-ELEC. EQUIPT	4 304	5 798	3 602
533 PIGMENTS, PAINTS, ETC.	3 010	2 060	1 261	776 TRANSISTORS, VALVES, ETC.	21	10 535	6 627
541 MEDICINES, ETC. EXC. GRP542	205	777	478	778 ELECTRIC. MACH. APPART. NES	1 147	2 671	1 644
542 MEDICAMENTS	530	4 154	2 562	781 PASS. MOTOR VEHCLS. EX. BUS	4 145	11 314	6 997
551 ESSNTL. OIL, PERFUME, FLAVR	453	1 317	816	782 GOODS, SPCL TRANSPORT VEH	288	126	82
553 PERFUMERY, COSMETICS, ETC.	1 739	1 823	1 137	783 ROAD MOTOR VEHICLES NES	276	165	108
554 SOAP, CLEANERS, POLISH, ETC	5 356	2 297	1 445	784 PARTS, TRACTORS, MOTOR VEH	663	2 056	1 258
571 POLYMERS OF ETHYLENE	4 029	836	518	786 TRAILERS, SEMI-TRAILR, ETC	1 100	427	262
572 POLYMERS OF STYRENE	12 803	5 233	3 293	792 AIRCRAFT, ASSOCTD. EQUIPNT		780	477
573 POLYMERS, VINYL CHLORIDE	1 362	332	202	793 SHIP, BOAT, FLOAT, STRUCTRS	2 831	543	342
574 POLYACETAL, POLYCARBONATE	1 929	1 266	764	812 PLUMBNG, SANITRY, EQPT. ETC	711	539	340
575 OTH. PLASTIC, PRIMARY FORM	18 861	9 048	5 548	813 LIGHTNG FIXTURES ETC. NES	243	597	364
579 PLASTIC WASTE, SCRAP ETC	68	67	41	821 FURNITURE, CUSHIONS, ETC.	546	771	468
581 PLASTIC TUBE, PIPE, HOSE	892	1 178	735	831 TRUNK, SUIT-CASES, BAG, ETC	92	556	337
582 PLASTIC PLATE, SHEETS, ETC	2 403	1 829	1 145	841 MENS, BOYS CLOTHING, X-KNIT	2 199	13 278	8 119
593 MONOFILAMENT OF PLASTICS	283	174	104	842 WOMEN, GIRL CLOTHING, XKNIT	63	774	483
591 INSECTICIDES, ETC.	366	467	279	845 OTHR. TEXTILE APPAREL, NES	68	598	369
592 STARCHES, INULIN, ETC.	1 332	884	547	846 CLOTHING ACCESSRS, FABRIC	310	1 751	1 086
597 PREPRD ADDITIVES, LIQUIDS	310	162	102	848 CLOTHING, NONTXTL; HEADGEAR	273	1 304	814
598 MISC. CHEMICAL PRODTS. NES	2 879	3 911	2 386	851 FOOTWEAR	241	1 024	638
611 LEATHER	2 247	21 194	13 143	871 OPTICAL INSTRUMENTS, NES	1	122	74
612 MANUFACT. LEATHER ETC. NES	74	334	204	872 MEDICAL INSTRUMENTS NES	51	519	322
613 FURSKINS, TANNED, DRESSED	85	2 010	1 217	873 METERS, COUNTERS, NES	9	80	52
621 MATERIALS OF RUBBER	98	180	103	874 MEASURE, CONTROL INSTRMNT	95	2 149	1 394
625 RUBBER TYRES, TUBES, ETC.	1 027	446	281	881 PHOTOGRAPH APPAR. ETC. NES	25	202	123

7 IMPORTS AND EXPORTS (SPECIAL TRADE) BY COUNTRIES OF PRODUCTION AND CONSUMPTION AND BY GROUPS OF THE SITC-REV. III 1990

GROUP DESCRIPTION	DT = 100 KG	1 000 DM	1 000 \$	GROUP DESCRIPTION	DT = 100 KG	1 000 DM	1 000 \$
882 PHOTO.CINEMATOGRPH.SUPPL	777	1 905	1 172	598 MISC.CHEMICAL PROODTS.NES	469 628	40 591	25 149
884 OPTICAL GOODS NES	365	20 672	12 727	611 LEATHER	10 226	22 052	13 661
885 WATCHES AND CLOCKS	818	3 629	2 270	612 MANUFACT. LEATHER ETC.NES	49	141	86
892 PRINTED MATTER	1 600	1 857	1 142	613 FURSKINS,TANNED,DRESSED	1 680	4 148	2 534
893 ARTICLES,NES,OF PLASTICS	3 666	4 077	2 534	621 MATERIALS OF RUBBER	24 051	10 054	6 259
894 BABY CARRIAGE,TOYS,GAMES	862	1 823	1 112	625 RUBBER TYRES,TUBES,ETC.	146 315	71 058	44 242
895 OFFICE,STATIONERY SUPPLS	316	818	497	629 ARTICLES OF RUBBER, NES	57 228	20 964	12 984
897 GOLD,SILVERWARE,JEWEL NES		139	87	634 VENEERS, PLYWOOD, ETC.	306 958	37 159	22 987
898 MUSICAL INSTRUMENTS,ETC.	586	2 963	1 831	635 WOOD MANUFACTURES, NES	232 889	74 791	46 463
899 MISC MANUFCTRD GOODS NES	931	4 517	2 799	641 PAPER AND PAPERBOARD	324 194	43 556	27 016
971 GOLD,NONMONTRY EXCL ORES		1 243	778	642 PAPER,PAPERBOARD,CUT ETC	191 700	42 688	26 593
				651 TEXTILE YARN	36 182	38 723	23 848
YUGOSLAVIA				652 COTTON FABRICS, WOVEN	13 020	16 749	10 377
IMPORTS	18 032 911	7 302 566	4 532 601	653 FABRICS,MAN-MADE FIBRES	15 065	25 576	16 014
001 LIVE ANIMALS	128	107	67	654 OTH.TEXTILE FABRIC,WOVEN	5 424	6 921	4 269
011 BOVINE MEAT	3 928	3 779	2 299	655 KNIT,CROCHET FABRIC NES	1 005	1 654	1 042
012 OTHER MEAT, MEAT OFFAL	16 731	11 927	7 353	656 TULLE,LACE,EMBROIDRY,ETC	46	146	92
016 MEAT,ED.OFFL.DRY,SLT,SMK	318	471	299	657 SPECIAL YARN,TXTL.FABRIC	32 450	16 914	10 440
017 MEAT,OFFL.PRPD,PRSDV,NES	38 029	12 609	7 851	658 TEXTILE ARTICLES NES	68 133	92 239	57 576
025 EGGS,BIRDS,YOLKS,ALBUMIN	38	106	63	659 FLOOR COVERINGS, ETC.	902	1 493	926
034 FISH,FRESH,CHILLED,FROZN	2 262	1 212	756	661 LIME,CEMENT,CONSTR.MATRL	536 304	10 690	6 555
044 MAIZE UNMILLED	12 783	2 764	1 645	662 CLAY,REFRCT.CONSTR.MATRL	321 629	25 828	16 001
048 CEREAL PREPARATIONS	266	100	61	663 MINERAL MANUFACTURES,NES	218 819	25 668	15 998
054 VEGETABLES	105 746	39 216	24 521	664 GLASS	116 251	27 345	16 936
056 VEGETABLES,PRPD,PRSDV,NES	109 166	16 018	9 850	665 GLASSWARE	90 681	20 660	12 977
057 FRUIT,NUTS EXCL.OIL NUTS	26 925	2 851	1 744	666 POTTERY	18 337	7 781	4 875
058 FRUIT,PRESERVED,PREPARED	461 334	77 720	48 197	671 PIG IRON,SPIEGELEISN,ETC	250 370	74 945	46 449
059 FRUIT,VEGETABLE JUICES	49 911	12 685	7 894	672 INGOTS ETC. IRON OR STEEL	40 563	2 585	1 592
061 SUGARS,MOLASSES,HONEY	3 720	1 386	871	673 FLAT-ROLLED IRON ETC.	35 395	2 496	1 517
062 SUGAR CONFECTIONERY	15 342	4 199	2 640	674 FLAT-ROLLED PLATED IRON	91 310	10 118	6 158
072 COCOA	180	99	63	675 FLAT-ROLLED, ALLOY STEEL	5 122	1 477	940
073 CHOCOLATE,OTH.COCOA PREP	5 241	1 534	956	676 IRON,STL.BAR,SHAPES ETC.	798 964	72 537	44 723
075 SPICES	16 585	5 419	3 423	678 WIRE OF IRON OR STEEL	28 662	2 694	1 671
081 ANIMAL FEED STUFF	259 842	7 886	4 791	679 TUBES,PIPES,ETC.IRON,STL	658 832	67 394	41 951
098 EDIBLE PROD.PREPRTNS,NES	4 710	1 190	739	681 SILVER,PLATINUM,ETC.	309	11 438	6 909
111 NON-ALCOHOL.BEVERAGE,NES	21 701	674	416	682 COPPER	117 841	56 712	35 024
112 ALCOHOLIC BEVERAGES	502 807	54 706	34 286	683 NICKEL	168	205	136
121 TOBACCO, UNMANUFACTURED	10 598	6 567	3 992	684 ALUMINIUM	228 351	85 946	53 130
211 HIDES,SKINS(EX.FURS),RAW	6 144	1 739	1 044	685 LEAD	1 705	249	151
222 OILSEED(SFT.FIX VEG.OIL)	11 894	1 748	1 074	686 ZINC	45 331	16 670	10 266
223 OILSEED(OTH.FIX VEG.OIL)	2 060	210	126	689 MISC.NON-FERR.BASE METAL	22 021	10 967	6 817
232 SYNTHETIC RUBBER, ETC.	21 328	2 725	1 621	691 METALLIC STRUCTURES NES	87 108	22 804	13 957
245 FUEL WOOD, WOOD CHARCOAL	51 678	2 882	1 804	692 CONTAINERS,STORAGE,TRNSP	40 101	11 975	7 478
247 WOOD ROUGH,ROUGH SQUARED	3 088	286	177	693 WIRE PRODUCTS EXCL.ELECT	13 331	2 884	1 852
248 WOOD, SIMPLY WORKED	100 703	15 977	9 486	694 NUTS,SCREWS,NUTS,ETC.	79 416	16 875	10 441
251 PULP AND WASTE PAPER				695 TOOLS	21 711	40 617	25 223
263 COTTON	1 638	56	35	697 HOUSEHOLD EQUIPMENT,NES	56 685	27 043	16 780
264 JUTE,OTH.TEXTL.BAST FIBR	193	50	31	699 MANUFACTS.BASE METAL,NES	157 465	61 582	38 596
265 VEGETABLE TEXTILE FIBRES	343	96	59	711 STEAM GENER. BOILERS,ETC.	3 832	1 018	641
266 SYNTHETIC FIBRES	37 160	8 690	5 422	712 STEAM TURBINES	876	13 879	8 394
267 OTHER MAN-MADE FIBRES	15 043	4 672	2 856	713 INTRNL COMBUS PSTN ENGIN	76 603	73 902	45 611
269 WORN CLOTHING,TEXTL.ARTL	3 257	259	162	714 ENGINES,MOTORS NON-ELECT	1 295	1 221	788
273 STONE, SAND AND GRAVEL	23 004	815	509	716 ROTATING ELECTRIC PLANT	90 208	80 610	49 959
274 SULPHUR,UNRSTD.IRON PYRS	334 256	2 795	1 763	718 OTH.POWR.GENRTNG.MACHNRY	1 619	1 634	1 034
277 NATURAL ABRASIVES, NES	4 555	506	308	721 AGRIC.MACHINES,EX.TRACTR	5 341	1 933	1 181
278 OTHER CRUDE MINERALS	98 553	1 391	722	722 TRACTORS	3 456	2 379	1 455
281 IRON ORE, CONCENTRATES	236 667	773	465	723 CIVIL ENGINEERING EQUIPT	169 771	49 315	30 479
282 FERROUS WASTE AND SCRAP	21 519	2 873	1 824	724 TEXTILE,LEATHER MACHINES	43 687	11 905	7 342
288 NON-FERROUS WASTE,SCRAP	37 947	11 536	6 918	725 PAPER,PULP MILL MACHINES	1 755	1 308	828
289 PREC.METAL DRES,CONCRTS	381	3 457	2 282	726 PRINTNG,BOOKBINONG MACHS	3 089	5 028	3 143
291 CRUDE ANIMAL MATERLS,NES	42 162	7 504	4 639	727 FOOD-PROCESS.MCH.NON DOM	1 201	1 468	903
292 CRUDE VEG.MATERIALS, NES	23 268	6 968	4 376	728 OTH.MACH,PTS,SPCL INDUST	18 837	13 084	8 139
334 PETROLEUM PRODUCTS	1 012 426	35 837	21 629	731 METAL REMOVAL WORK TOOLS	16 817	19 764	12 264
335 RESIDUAL PETROL.PRODUCTS	352 813	14 932	8 963	733 MACH-TOOLS,METAL-WORKING	2 478	1 915	1 205
344 PETROLEUM GASES, NES	113 662	4 088	2 479	735 PARTS,NES,FOR MACH-TOOLS	23 747	18 439	11 463
411 ANIMAL OILS AND FATS	1 479	75	47	737 METALWORKING MACHNRY,NES	8 254	8 636	5 322
431 ANIMAL,VEG.FATS,OILS,NES	66 126	3 829	2 381	741 HEATING,COOLING EQUIP,PART	15 687	11 737	7 294
511 HYDROCARBONS,NES,DERIVTS	31 291	2 130	1 309	742 PUMPS FOR LIQUIDS,PARTS	5 812	6 507	4 031
512 ALCOHOL,PHENOL,ETC.DERIV	38 959	1 175	738	743 PUMPS NES,CENTRIFUGS ETC	59 609	53 555	33 222
513 CARBOXYLIC ACIDS,DERIVTS	34 015	2 906	1 884	744 MECHANICAL HANDLING EQUIP	41 487	22 962	14 373
514 NITROGEN-FUNCT.COMPOUNDS	48 091	19 062	11 731	745 OTH.NONELEC MCH.TOOL,NES	9 199	6 867	4 296
515 ORGANO-INORGANIC COMPNDS	18 911	4 897	3 015	746 BALL OR ROLLER BEARINGS	3 878	4 742	2 918
516 OTHER ORGANIC CHEMICALS	30 503	1 893	1 154	747 TAPS,COCKS,VALVES,ETC.	36 235	35 993	22 340
522 INORGANIC CHEM.ELEMENTS	80 839	14 713	9 159	748 TRANSMISSIONS SHAFTS ETC	153 658	43 958	27 222
523 METAL.SALTS,INORGAN.ACID	170 878	7 077	4 342	749 NON-ELECT MACH.PARTS,ETC	3 075	2 853	1 766
524 OTHER CHEMICAL COMPOUNDS	26 987	3 040	1 902	751 OFFICE MACHINES	7 694	10 528	6 600
531 SYNTH.COLOURS,LAKES,ETC.	5 075	2 017	1 344	752 AUTOMATC.DATA PROC.EQUIP	66	439	281
532 DYEING,TANNING MATERIALS	6 780	1 111	692	759 PARTS,FOR OFFICE MACHINS	1 919	2 324	1 425
533 PIGMENTS, PAINTS, ETC.	1 431	642	392	761 TELEVISION RECEIVERS ETC	4 339	8 410	5 289
541 MEDICINES,ETC.EXC.GRP542	11 737	23 342	14 446	764 TELECOMM.EQUIP,PARTS NES	2 719	6 818	4 244
542 MEDICAMENTS	215	505	307	771 ELECT POWER MACHNY,PARTS	27 502	19 534	12 219
551 ESSNTL.OIL,PERFUME,FLAVR	752	1 221	744	772 ELEC.SWITCH.RELAY.CIRCUIT	18 631	-33 349	20 714
553 PERFUMERY,COSMETICS,ETC.	1 271	580	354	773 ELECTR.DISTRIBT.EQPT NES	263 612	134 035	83 257
554 SOAP,CLEANERS,POLISH,ETC	53 364	6 640	4 163	774 ELECTRO-MEDCL.XRAY EQUIP	81	544	347
562 FERTILIZER,EXCEPT GRP272	2 648 375	64 545	38 645	775 DOM.ELEC.NON-ELEC.EQUIP	242 831	150 942	93 705
571 POLYMERS OF ETHYLENE	276 758	42 990	26 747	776 TRANSISTORS, VALVES, ETC.	1 400	9 806	5 036
572 POLYMERS OF STYRENE	40 538	7 439	4 576	778 ELECTRIC.MACH.APART.NES	93 649	67 259	41 784
573 POLYMERS,VINYL CHLORIDE	68 596	8 026	4 947	781 PASS.MOTOR VEHCLS.EX.BUS	135 785	219 242	138 772
574 POLYACETAL,POLYCARBONATE	54 788	11 434	7 106	782 GOODS,SPCL TRANSPORT VEH	63 712	112 575	69 546
575 OTH.PLASTIC,PRIMARY FORM	144 827	9 184	5 643	783 ROAD MOTOR VEHICLES NES	4 708	8 293	5 142
581 PLASTIC TUBE,PIPE,HOSE	1 684	1 131	708	784 PARTS,TRACTORS,MOTOR VEH	391 704	169 819	105 880
582 PLASTIC PLATE,SHEETS,ETC	31 422	11 726	7 273	785 CYCLES,MOTORCYCLES ETC	59 878	33 452	20 800
583 MONOFILAMENT OF PLASTICS	76	85	508	786 TRAILERS,SEMI-TRAILR,ETC	51 241	24 047	14 959
591 INSECTICIDES, ETC.	610	1 148	708	791 RAILWAY VEHICLES.EQUIPNT	1 892	852	539
592 STARCHES,INULIN,ETC.	2 189	254	161	792 AIRCRAFT,ASSOCTD.EQUIPNT	476	5 299	3 269
593 EXPLOSIVES,PYROTECHNICS	17 616	4 558	2 840	733 SHIP,BOAT,FLDAT.STRUCTRS	902	1 227	749
597 PREPRD ADDITIVES,LIQUIDS	80	57	35	811 PREFABRICATED BUILDINGS	125 400	37 496	23 683
				812 PLUMBING,SANITRY,EQPT,ETC	34 254	10 813	6 749
				813 LIGHTNG FIXTURES ETC.NES	30 500	17 129	10 650

7 IMPORTS AND EXPORTS (SPECIAL TRADE) BY COUNTRIES OF PRODUCTION AND CONSUMPTION AND BY GROUPS OF THE SITC-REV. III 1990

GROUP DESCRIPTION	DT = 100 KG	1 000 DM	1 000 \$	GROUP DESCRIPTION	DT = 100 KG	1 000 DM	1 000 \$
821 FURNITURE, CUSHIONS, ETC.	630 980	281 131	174 540	422 FIXED VEG. FAT, OILS, OTHER	11 101	1 109	718
831 TRUNK, SUIT-CASES, BAG, ETC	12 346	15 552	9 690	431 ANIMAL, VEG. FATS, OILS, NES	46 187	7 942	4 900
841 MENS, BOYS CLOTHING, X-KNIT	148 743	964 887	598 679	511 HYDROCARBONS, NES, DERIVTS	53 799	9 051	5 574
842 WOMEN, GIRL CLOTHING, X-KNIT	144 997	1 058 147	655 840	512 ALCOHOL, PHENOL, ETC. DERIV	107 080	22 233	13 672
843 MENS, BOYS CLOTHING, KNIT	7 909	29 387	18 420	513 CARBOXYLIC ACIDS, DERIVTS	135 187	30 795	19 092
844 WOMEN, GIRLS CLOTHING, KNIT	27 211	144 162	89 945	514 NITROGEN-FUNCT. COMPOUNDS	32 995	46 293	28 839
845 OTHR. TEXTILE APPAREL, NES	63 358	334 800	207 497	515 ORGANO-INORGANIC COMPNDS	36 112	59 799	36 769
846 CLOTHING ACCESSRS, FABRIC	43 278	153 620	95 343	516 OTHER ORGANIC CHEMICALS	46 856	22 518	14 060
848 CLOTHING, NONTXLT; HEADGEAR	13 201	107 116	66 680	522 INORGANIC CHEM. ELEMENTS	468 610	33 680	20 709
851 FOOTWEAR	91 764	373 603	232 411	523 METAL, SALTS, INORGAN. ACID	159 535	19 525	12 086
871 OPTICAL INSTRUMENTS, NES	87	1 700	1 071	524 OTHER CHEMICAL COMPOUNDS	11 457	5 352	3 312
872 MEDICAL INSTRUMENTS NES	2 057	4 920	3 046	525 RADIO-ACTIVE MATERIALS	5	2 023	1 250
873 METERS, COUNTERS, NES	4 766	15 116	9 378	531 SYNTH. COLOURS, LAKES, ETC.	17 791	45 786	28 249
874 MEASURE, CONTROL INSTRMNT	6 829	27 335	17 015	532 DYEING, TANNING MATERIALS	21 090	6 258	3 859
881 PHOTOGRAPH APPAR. ETC. NES	1 982	6 936	4 273	533 PIGMENTS, PAINTS, ETC.	154 417	85 227	52 793
882 PHOTO. CINEMATOGRPH. SUPPL	1 982	2 153	1 336	541 MEDICINES, ETC. EXC. GRP542	4 693	90 217	55 936
884 OPTICAL GOODS NES	279	3 771	2 360	542 MEDICAMENTS	4 808	46 313	28 846
885 WATCHES AND CLOCKS	747	1 348	832	551 ESSNTL. OIL, PERFUME, FLAVR	5 835	14 352	8 829
891 ARMS AND AMMUNITION	1 220	6 745	4 313	553 PERFUMERY, COSMETICS, ETC.	7 730	9 288	5 792
892 PRINTED MATTER	66 676	39 665	24 670	554 SOAP, CLEANERS, POLISH, ETC	186 358	48 522	30 188
893 ARTICLES, NES, OF PLASTICS	62 076	25 592	15 919	562 FERTILIZER, EXCEPT GRP272	3 396	442	277
894 BABY CARRIAGE, TOYS, GAMES	11 994	10 869	6 757	571 POLYMERS OF ETHYLENE	50 272	13 301	8 338
895 OFFICE, STATIONERY SUPPLS	4 672	3 701	2 303	572 POLYMERS OF STYRENE	68 406	21 871	13 656
896 WORKS OF ART, ANTIQUE ETC	13	1 073	662	573 POLYMERS, VINYL CHLORIDE	63 362	15 679	10 362
897 GOLD, SILVERWARE, JEWEL NES	7	2 795	1 769	574 POLYACETAL, POLYCARBONATE	97 077	47 602	29 397
898 MUSICAL INSTRUMENTS, ETC.	970	2 349	1 457	575 OTH. PLASTIC, PRIMARY FORM	311 985	109 660	67 836
899 MISC MANUFCTRD GOODS NES	65 333	24 834	15 391	579 PLASTIC WASTE, SCRAP ETC	21 962	783	470
971 GOLD, NONMONTRY EXCL DRES	24	44 517	27 434	581 PLASTIC TUBE, PIPE, HOSE	8 547	17 795	11 008
				582 PLASTIC PLATE, SHEETS, ETC	42 663	41 333	25 641
EXPORTS	11 149 299	8 169 039	5 078 366	583 MONOFILAMENT OF PLASTICS	7 835	2 046	1 266
001 LIVE ANIMALS	113 205	22 976	14 988	591 INSECTICIDES, ETC.	7 879	10 668	6 490
011 BOVINE MEAT	167 980	42 764	26 673	592 STARCHES, INULIN, ETC.	46 905	18 359	11 345
012 OTHER MEAT, MEAT OFFAL	45 761	10 588	6 837	593 EXPLOSIVES, PYROTECHNICS	16	222	137
016 MEAT, ED. OFFL. DRY, SLT, SMK	10 200	3 068	1 963	597 PREPRD ADDITIVES, LIQUIDS	78 826	30 327	18 504
017 MEAT, OFFL. PRPD, PRSVD, NES	973	870	552	598 MISC. CHEMICAL PRODTS, NES	260 966	103 882	64 523
022 MILK AND CREAM	2 985	1 569	1 005	600 CPL IND PLANT CHAP 69-76	310	659	389
023 BUTTER, OTHER FAT OF MILK	3 125	962	612	611 LEATHER	33 946	170 677	106 098
024 CHEESE AND CURD	12 952	4 517	2 811	612 MANUFACT. LEATHER ETC. NES	314	2 161	1 318
025 EGGS, BIRDS, YOLKS, ALBUMIN	633	745	453	613 FURSKINS, TANNED, DRESSED	1 240	8 308	5 198
034 FISH, FRESH, CHILLED, FROZN	4 197	1 019	659	621 MATERIALS OF RUBBER	13 427	14 337	8 894
035 FISH, DRIED, SALTED, SMOKED	22	89	57	625 RUBBER TYRES, TUBES, ETC.	14 802	9 739	6 082
036 CRUSTACEANS, MOLLUSCS ETC	1 061	622	377	629 ARTICLES OF RUBBER, NES	7 453	20 010	12 363
037 FISH ETC. PRPD, PRSVD, NES	5 667	2 938	1 894	633 CORK MANUFACTURES	65	185	114
044 MAIZE UNMILLED	92 017	2 816	1 660	634 VENEERS, PLYWOOD, ETC.	82 277	21 444	13 240
048 CEREAL PREPARATIONS	5 396	3 326	2 151	635 WOOD MANUFACTURES, NES	13 757	2 857	1 788
054 VEGETABLES	24 576	2 271	1 439	641 PAPER AND PAPERBOARD	321 994	74 901	46 260
056 VEGETABLES, PRPD, PRSVD, NES	52 060	8 355	5 098	642 PAPER, PAPERBOARD, CUT ETC	91 774	36 512	22 932
057 FRUIT, NUTS EXCL. OIL NUTS	10 107	2 311	1 451	651 TEXTILE YARN	73 556	122 491	75 915
058 FRUIT, PRESERVED, PREPARED	4 695	1 698	1 088	652 COTTON FABRICS, WOVEN	87 850	279 153	173 226
059 FRUIT, VEGETABLE JUICES	6 457	2 040	1 225	653 FABRICS, MAN-MADE FIBRES	141 696	552 571	345 496
061 SUGARS, MOLASSES, HONEY	320 637	19 134	12 633	654 OTH. TEXTILE FABRIC, WOVEN	56 037	297 786	184 413
062 SUGAR CONFECTIONERY	1 713	1 349	872	655 KNIT, CROCHET, FABRIC NES	49 028	134 468	83 755
071 COFFEE, COFFEE SUBSTITUTE	1 391	1 784	1 128	656 TULLE, LACE, EMBROIDRY, ETC	5 297	35 038	21 826
072 COCOA	4 713	1 064	651	657 SPECIAL YARN, TXTL. FABRIC	57 645	154 735	95 960
073 CHOCOLATE, OTH. COCOA PREP	62 165	42 695	27 222	658 TEXTILE ARTICLES NES	6 398	14 773	8 908
075 SPICES	1 690	812	516	659 FLOOR COVERINGS, ETC.	2 887	2 708	1 733
081 ANIMAL FEED STUFF	51 919	7 768	4 812	661 LIME, CEMENT, CONSTR. MATRL	4 559	338	222
091 MARGARINE AND SHORTENING	23 068	4 789	3 093	662 CLAY, REFCTR. CONSTR. MATRL	107 507	27 129	16 980
098 EDIBLE PROD. PREPRTNS, NES	38 590	19 119	12 029	663 MINERAL MANUFACTURES, NES	45 704	30 182	18 924
111 NON-ALCOHOL. BEVERAGE, NES	102 495	12 059	7 416	664 GLASS	126 787	29 167	17 947
112 ALCOHOLIC BEVERAGES	21 457	4 339	2 721	665 GLASSWARE	38 232	10 131	6 270
121 TOBACCO, UNMANUFACTURED	988	916	604	666 POTTERY	2 159	1 819	1 129
122 TOBACCO, MANUFACTURED	8 502	23 798	14 665	667 PEARLS, PRECIOUS STONES	22 254	4 806	2 987
211 HIDES, SKINS (EX. FURS), RAW	38 206	5 031	3 072	671 PIG IRON, SPIEGELEISN, ETC	3 601	535	334
212 FURSKINS, RAW	8	150	92	672 INGOTS ETC. IRON OR STEEL	1 056 146	114 169	70 741
222 OILSEED (SFT. FIX VEG. OIL)	1 404	284	173	673 FLAT-ROLLED IRON ETC.	353 222	48 530	30 217
223 OILSEED (OTH. FIX. VEG. OIL)	1 758	250	160	674 FLAT-ROLLED PLATED IRON	115 675	42 975	26 633
231 NATURAL RUBBER, ETC.	1 675	520	330	676 IRON, STL. BAR, SHAPES ETC.	145 635	25 640	15 929
232 SYNTHETIC RUBBER, ETC.	49 448	17 783	10 979	677 RAILWAY TRACK IRON, STEEL	11 541	2 749	1 755
246 WOOD IN CHIPS, PARTICLES	5 352	76	42	678 WIRE OF IRON OR STEEL	41 240	12 688	7 775
247 WOOD ROUGH, ROUGH SQUARED	242 040	3 644	2 254	679 TUBES, PIPES, ETC. IRON, STL	266 581	64 391	39 298
248 WOOD, SIMPLY WORKED	54 663	6 045	3 782	681 SILVER, PLATINUM, ETC.	48	2 427	1 486
251 PULP AND WASTE PAPER	290 925	12 323	7 776	682 COPPER	36 297	27 974	17 319
263 COTTON	10 832	2 706	1 688	683 NICKEL	2 471	7 108	4 456
264 JUTE, OTH. TXTL. BAST FIBR	996	112	68	684 ALUMINIUM	41 642	31 503	19 568
265 VEGETABLE TEXTILE FIBRES	1 576	91	58	685 LEAD	8 915	1 556	969
266 SYNTHETIC FIBRES	67 382	22 562	14 023	686 ZINC	17 795	5 618	3 476
267 OTHER MAN-MADE FIBRES	5 740	2 601	1 627	687 TIN	2 712	3 227	1 981
268 WOOL, OTHER ANIMAL HAIR	13 145	17 900	11 129	689 MISC. NON-FERR. BASE METAL	596	1 174	722
269 WORN CLOTHING, TXTL. ARTL	1 246	233	150	691 METALLIC STRUCTURES NES	12 548	8 589	5 409
272 FERTILIZERS, CRUDE	1 561	103	64	692 CONTAINERS, STORAGE, TRNSP	16 198	9 422	5 842
273 STONE, SAND AND GRAVEL	210 490	2 655	1 650	693 WIRE PRODUCTS EXCL. ELECT	2 398	3 256	2 004
274 SULPHUR, UNRSTD. IRON PYRS	273 964	4 636	2 973	694 NAILS, SCREWS, NUTS, ETC.	8 623	10 272	6 369
277 NATURAL ABRASIVES, NES	712	303	181	695 TOOLS	12 247	37 775	23 458
278 OTHER CRUDE MINERALS	104 914	7 529	4 674	696 CUTLERY	1 904	11 682	7 218
282 FERROUS WASTE AND SCRAP	52 580	1 368	829	697 HOUSEHOLD EQUIPMENT, NES	7 791	15 304	9 521
285 ALUMINIUM ORE, CONCTR. ETC	53 506	5 785	3 598	699 MANUFACT. BASE METAL, NES	79 094	69 631	43 226
287 ORE, CONCENTR. BASE METALS	8 397	895	545	700 CPL IND PLANT (84/85/87)	4 055	31 180	19 138
288 NON-FERROUS WASTE, SCRAP	8 543	2 089	1 278	711 STEAM GENER. BOILERS, ETC.	1 397	3 032	1 862
291 CRUDE ANIMAL MATERLS, NES	8 721	14 602	9 170	712 STEAM TURBINES	1 554	17 009	10 212
292 CRUDE VEG. MATERIALS, NES	8 659	10 657	6 604	713 INTRNL COMBUS PSTN ENGIN	63 154	175 759	109 395
322 BRIQUETTES, LIGNITE, PEAT	2 034	57	37	714 ENGINES, MOTORS NON-ELECT	45	8 215	5 239
325 COKE, SEMI-COKE, RET. CARBN	31 513	1 470	927	716 ROTATING ELECTRIC PLANT	9 410	25 984	16 185
334 PETROLEUM PRODUCTS	87 885	13 690	8 672	718 OTH. POWR. GENRTNG. MACHNRY	1 746	5 041	3 140
335 RESIDUAL PETROL. PRODUCTS	364 889	18 373	11 324	721 AGRIC. MACHINES, EX. TRACTR	21 277	19 541	12 153
342 LIQUEFIED PROPANE, BUTANE	752	58	41	722 TRACTORS	4 408	4 040	2 522
411 ANIMAL OILS AND FATS	8 697	1 048	633	723 CIVIL ENGINEERING EQUIPT	79 600	97 452	60 578
421 FIXED VEG. FAT, OILS, SOFT	35 953	3 232	1 994	724 TEXTILE, LEATHER MACHINES	30 719	144 866	89 828

7 IMPORTS AND EXPORTS (SPECIAL TRADE) BY COUNTRIES OF PRODUCTION AND CONSUMPTION AND BY GROUPS OF THE SITC-REV. III 1990

GROUP DESCRIPTION	DT = 100 KG	1 000 DM	1 000 \$	GROUP DESCRIPTION	DT = 100 KG	1 000 DM	1 000 \$
725 PAPER,PULP MILL MACHINES	4 926	15 205	9 422	081 ANIMAL FEED STUFF	4 301	212	128
726 PRINTING,BOOKBINDING MACHS	19 165	63 662	39 762	098 EDIBLE PROD.PREPRNTS,NES	21 043	5 452	3 385
727 FOOD-PROCESS.MCH.NON DOM	6 275	24 690	15 677	111 NON-ALCOHOL.BEVERAGE,NES	32 015	1 775	1 095
728 OTH.MACH,PTS,SPCL INDUST	46 260	129 868	80 477	112 ALCOHOLIC BEVERAGES	21 175	9 108	5 734
731 METAL REMOVAL WORK TOOLS	21 534	64 618	39 927	121 TOBACCO, UNMANUFACTURED	66 923	44 395	27 776
733 MACH-TOOLS,METAL-WORKING	10 831	29 312	18 434	212 FURSKINS, RAW	182	849	398
735 PARTS,NES,FOR MACH-TOOLS	14 644	27 979	17 534	222 OILSEED(SFT.FIX VEG.OIL)	1 576	352	219
737 METALWORKING MACHNRY NES	12 422	22 860	14 141	223 OILSEED(OTH.FIX.VEG.OIL)	20 553	3 064	1 929
741 HEATING,COOLING EQUIP,PART				232 SYNTHETIC RUBBER, ETC.	1 139	165	103
742 PUMPS FOR LIQUIDS,PARTS	7 556	39 857	24 675	248 WOOD, SIMPLY WORKED	4 940	1 236	765
743 PUMPS NES,CENTRIFUGS ETC	36 867	72 359	44 778	263 COTTON	215 712	28 774	17 778
744 MECHANICAL HANDLING EQUIP	18 511	39 743	20 877	266 SYNTHETIC FIBRES	19 318	6 064	3 728
745 OTH.NONELEC MCH,TOOL,NES	19 425	115 970	72 985	268 WOOL, OTHER ANIMAL HAIR	1 367	657	409
746 BALL OR ROLLER BEARINGS	22 074	62 465	38 502	273 STONE, SAND AND GRAVEL	48 268	1 787	1 110
747 TAPS,COCKS,VALVES,ETC.	9 572	39 581	24 802	277 NATURAL ABRASIVES, NES	66 624	1 989	1 240
748 TRANSMISSIONS SHAFTS ETC	21 253	40 640	25 298	278 OTHER CRUDE MINERALS	1 512 034	49 970	31 045
749 NON-ELECT MACH,PARTS,ETC	11 058	32 257	19 994	282 FERROUS WASTE AND SCRAP	57 718	8 929	5 528
751 OFFICE MACHINES	2 218	18 476	11 552	283 COPPER ORES,CONCENTRATES	55 000	2 243	1 472
752 AUTOMATC.DATA PROC.EQUIP	7 064	113 484	71 721	287 ORE,CONCENTR.BASE METALS	639 876	16 676	10 405
759 PARTS,FOR OFFICE MACHINES	2 037	28 178	17 630	288 NON-FERROUS WASTE,SCRAP	7 535	3 199	1 952
761 TELEVISION RECEIVERS ETC	18 220	70 754	43 549	291 CRUDE ANIMAL MATERLS,NES	15 689	54 417	33 940
762 RADIO-BROADCAST RECEIVER	5 637	26 498	16 398	292 CRUDE VEG.MATERIALS, NES	49 902	11 607	7 290
763 SOUND RECORDER,PHONOGRPH	806	7 631	4 714	334 PETROLEUM PRODUCTS	652 442	16 354	10 873
764 TELECOMM.EQUIP,PARTS NES	5 816	61 362	38 200	335 RESIDUAL PETROL PRODUCTS	25 053	1 611	951
771 ELECT POWER MACHNRY,NES	5 240	18 321	11 392	421 FIXED VEG.FAT,OILS, SOFT	1 731	703	444
772 ELEC.SWITCH.RELAY.CIRCUIT	9 891	88 660	54 855	422 FIXED VEG.FAT,OILS,OTHER	1 728	280	228
773 ELECTR DISTRIB.EQPT NES	15 448	25 331	15 722	511 HYDROCARBONS,NES,DERIVTS	30 064	2 420	1 476
774 ELECTRO-MEDCL,XRAY EQUIP	9 943	33 515	21 098	512 ALCOHOL,PHENOL,ETC,DERIV	8 565	1 889	1 109
775 DOM.ELEC,NON-ELEC.EQUIP	45 709	83 878	52 374	513 CARBOXYLIC ACIDS,DERIVTS	1 747	343	213
776 TRANSISTORS,VALVES,ETC.	17 585	50 995	31 784	514 NITROGEN-FUNCT.COMPOUNDS	16 481	3 238	1 978
778 ELECTRIC.MACH.APART,NES	59 443	101 458	63 152	515 ORGANO-INORGANIC COMPNDS	3 450	995	614
781 PASS.MOTOR VEHCLS.EX.BUS	167 751	281 059	174 663	516 OTHER ORGANIC CHEMICALS	2 635	1 221	81
782 GOODS,SPCL TRANSPRT VEH	82 219	78 660	48 810	522 INORGANIC CHEM.ELEMENTS	34 256	5 030	3 083
783 ROAD MOTOR VEHICLES NES	28 688	46 243	28 422	523 METAL,SALTS,INORGAN.ACID	58 972	5 583	3 438
784 PARTS,TRACTORS,MOTOR VEH	301 402	372 989	231 519	524 OTHER CHEMICAL COMPOUNDS	3 433	560	350
785 CYCLES,MOTORCYCLES ETC.	6 650	6 812	4 190	532 DYEING,TANNING MATERIALS	1 124	150	95
786 TRAILERS,SEMI-TRAILR,ETC	26 315	20 026	12 401	541 MEDICINES,ETC,EXC.GRPS42	990	4 534	2 811
791 RAILWAY VEHICLES.EQUIPNT	5 866	6 269	3 834	551 ESSNTL OIL,PERFUME,FLAVR	3 313	794	499
792 AIRCRAFT,ASSOCTD.EQUIPNT	813	55 630	33 546	553 PERFUMERY,COSMETICS,ETC.	533	238	146
793 SHIP,BOAT,FLOAT,STRUCTRS	9 958	33 959	20 576	554 SOAP,CLEANERS,POLISH,ETC	9 844	1 881	1 159
800 CPL IND PLANT CHAP 90/94	33	1 075	704	571 POLYMERS OF ETHYLENE	16 222	2 338	1 449
811 PREFABRICATED BUILDINGS	277	61	41	573 POLYMERS,VINYL CHLORIDE	6 900	864	521
812 PLUMBING,SANITRY,EQPT.ETC	6 287	13 900	8 762	575 OTH.PLASTIC.PRIMARY FORM	5 373	371	231
813 LIGHTING FIXTURES ETC.NES	1 602	5 863	3 684	581 PLASTIC TUBE,PIPE,HOSE	1 521	81	50
821 FURNITURE,CUSHIONS,ETC.	28 656	24 473	15 261	582 PLASTIC PLATE,SHEETS,ETC	1 580	1 356	839
831 TRUNK,SUIT-CASES,BAG,ETC	2 584	6 454	4 127	592 STARCHES,INULIN,ETC.	614	54	33
841 MENS,BOYS CLOTHING,X-KNIT	7 594	22 643	14 239	611 LEATHER	235	1 156	736
842 WOMEN,GIRL CLOTHING,XKNIT	6 803	31 136	19 477	612 MANUFACT. LEATHER ETC.NES	114	387	246
843 MENS,BOYS CLOTHING,KNIT	2 104	5 267	3 264	621 MATERIALS OF RUBBER	11 901	6 646	4 100
844 WOMEN,GIRLS CLOTHING,KNIT	10 215	47 139	29 307	625 RUBBER TYRES,TUBES,ETC.	10 215	4 481	2 785
845 OTHR.TEXTILE APPAREL,NES	16 406	81 574	50 730	629 ARTICLES OF RUBBER, NES	8 577	3 987	2 503
846 CLOTHING ACCESSRS,FABRIC	36 467	129 733	80 592	634 VENEERS, PLYWOOD, ETC.	551	118	75
848 CLOTHING,NGNXTL;HEADGEAR	5 125	21 757	13 662	635 WOOD MANUFACTURES, NES	2 680	3 477	2 195
851 FOOTWEAR	27 720	67 656	41 946	641 PAPER AND PAPERBOARD	3 247	450	277
871 OPTICAL INSTRUMENTS,NES	76	3 790	2 364	642 PAPER,PAPERBOARD,CUT ETC	1 747	1 081	679
872 MEDICAL INSTRUMENTS NES	3 743	55 184	34 387	651 TEXTILE YARN	268 226	151 059	93 097
873 METERS,COUNTERS,NES	1 252	13 696	8 505	652 COTTON FABRICS, WOVEN	61 185	65 151	40 687
874 MEASURE,CONTROL INSTRMNT	8 239	113 944	70 600	653 FABRICS,MAN-MADE FIBRES	15 995	34 599	21 692
881 PHOTOGRAPH APPAR.ETC.NES	1 098	9 798	6 134	654 OTH.TEXTILE FABRIC,WOVEN	1 720	7 607	4 718
882 PHOTO.CINEMATOGRPH.SUPPL	10 230	21 869	13 596	655 KNIT,CROCHET,FABRIC NES	3 962	4 736	2 916
883 CINE.FILM EXPOSD.DEVELOPD	16	227	142	656 TULLE,LACE,EMBROIDRY.ETC	1 283	2 111	1 279
884 OPTICAL GOODS NES	135	3 408	2 103	657 SPECIAL YARN,TXTL.FABRIC	6 654	6 228	4 066
885 WATCHES AND CLOCKS	1 083	12 414	7 691	658 TEXTILE ARTICLES NES	109 685	128 403	80 422
891 ARMS AND AMMUNITION	114	1 113	693	659 FLOOR COVERINGS, ETC.	11 237	121 069	75 688
892 PRINTED MATTER	27 784	34 620	21 464	661 LIME,CEMENT,CONSTR.MATRL	396 701	13 557	8 453
893 ARTICLES,NES,OF PLASTICS	44 001	45 511	28 427	662 CLAY,REFRCT.CONSTR.MATRL	149 393	9 999	6 232
894 BABY CARRIAGE,TOYS,GAMES	13 259	28 895	18 233	663 MINERAL MANUFACTURES,NES	977	245	147
895 OFFICE,STATIONERY SUPPLS	3 826	21 311	13 478	664 GLASS	179 827	15 873	9 879
896 WORKS OF ART,ANTIQUE ETC	80	18 443	12 086	665 GLASSWARE	162 365	51 939	32 200
897 GOLD,SILVERWARE,JEWEL NES	276	5 556	3 454	666 POTTERY	3 790	2 185	1 363
898 MUSICAL INSTRUMENTS,ETC.	10 162	42 552	26 453	671 PIG IRON, SPIEGELEISN,ETC	18 300	3 233	1 919
899 MISC MANUFCTRD GOODS NES	12 713	77 430	48 247	672 INGOTS ETC.IRON OR STEEL	81 235	7 459	4 537
971 GOLD,NONMONTNRY EXCL ORES	74	6 988	4 331	673 FLAT-ROLLED IRON ETC.	173 390	10 854	6 471
				674 FLAT-ROLLED PLATED IRON	17 390	2 059	1 227
				676 IRON,STL.BAR,SHAPES ETC.	1 010 899	56 196	34 460
				679 TUBES,PIPES,ETC.IRON,STL	169 857	15 463	9 595
				681 SILVER,PLATINUM,ETC.	4	138	84
				682 COPPER	7 717	4 631	2 869
				683 NICKEL	282	427	265
				684 ALUMINIUM	95 877	44 086	27 139
				686 ZINC	1 493	388	255
				689 MISC.NON-FERR.BASE METAL	2 423	926	558
				691 METALLIC STRUCTURES NES	1 988	1 501	897
				692 CONTAINERS,STORAGE,TRNSP	2 561	978	620
				693 WIRE PRODUCTS EXCL.ELECT	11 473	5 690	3 525
				694 NAILS,SCREWS,NUTS,ETC.	5 402	1 813	1 118
				695 TOOLS	1 805	2 968	1 841
				696 CUTLERY	261	458	282
				697 HOUSEHOLD EQUIPMENT,NES	17 202	16 757	10 487
				699 MANUFACTS.BASE METAL,NES	36 656	17 048	10 557
				711 INTRNL COMBUS PSTN ENGIN	7 011	27 359	17 193
				714 ENGINES,MOTORS NON-ELECT	2	200	120
				716 ROTATING ELECTRIC PLANT	6 106	2 970	1 835
				721 AGRIC.MACHINES,EX.TRACTR	500	143	96
				722 TRACTORS	270	316	192
				723 CIVIL ENGINEERING EQUIPT	8 850	3 215	1 990
				724 TEXTILE,LEATHER MACHINES	1 794	2 359	1 440
				725 PAPER,PULP MILL MACHINES	739	870	553
				726 PRINTING,BOOKBINDING MACHS	438	389	243
TURKEY							
IMPORTS	10 786 625	5 558 302	3 468 053				
012 OTHER MEAT, MEAT OFFAL	333	429	257				
016 MEAT,ED.OFFL.DRY,SLT,SMK	154	94	57				
023 BUTTER,OTHER FAT OF MILK	200	151	90				
024 CHEESE AND CURD	2 029	1 365	854				
034 FISH,FRESH,CHILLED,FROZN	7 420	3 887	2 401				
036 CRUSTACEANS,MOLLUSCS ETC	1 147	903	570				
037 FISH ETC.PREP.D,PRSD,NES	179	339	199				
041 WHEAT, MESLIN, UNMILLED	519	47	30				
046 MEAL, FLOUR OF WHEAT,MSLN		79	49				
048 CEREAL PREPARATIONS	30 191	3 832	2 380				
054 VEGETABLES	542 897	83 726	52 138				
056 VEGETABLES,PRPD,PRSD,NES	422 667	86 651	54 999				
057 FRUIT,NUTS EXCL.OIL NUTS	1 276 234	400 719	251 593				
058 FRUIT,PRESERVED,PREPARED	229 324	85 895	53 712				
059 FRUIT, VEGETABLE JUICES	90 706	20 832	13 053				
061 SUGARS,MOLASSES,HONEY	5 830	2 198	1 338				
062 SUGAR CONFECTIONERY	10 002	3 628	2 250				
071 COFFEE,COFFEE SUBSTITUTE	501	101	67				
073 CHOCOLATE,OTH.COCCA PREP	1 388	575	356				
074 TEA AND MATE	7 363	4 062	2 447				
075 SPICES	21 099	10 091	6 406				

7 IMPORTS AND EXPORTS (SPECIAL TRADE) BY COUNTRIES OF PRODUCTION AND CONSUMPTION AND BY GROUPS OF THE SITC-REV. III 1990

GROUP DESCRIPTION	DT = 100 KG	1 000 DM	1 000 \$	GROUP DESCRIPTION	DT = 100 KG	1 000 DM	1 000 \$
727 FOOD-PROCESS.MCH.NON DOM	110	157	99	248 WOOD, SIMPLY WORKED	6 743	1 509	924
728 OTH.MACH.PTS.SPCL INDUST	14 418	7 787	4 850	251 PULP AND WASTE PAPER	6 812	1 053	663
731 METAL REMOVAL WORK TOOLS	2 908	2 460	1 517	251 SILK	47	340	206
733 MACH-TOOLS,METAL-WORKING	15 018	7 640	4 777	263 COTTON	3 856	1 202	755
735 PARTS,NES,FOR MACH-TOOLS	1 020	633	403	266 SYNTHETIC FIBRES	145 270	34 343	21 290
737 METALWORKING MACHINRY NES	714	729	449	267 OTHER MAN-MADE FIBRES	63 649	44 323	27 274
741 HEATING,COOLING EQUIP,PART	3 606	2 984	1 840	268 WOOL, OTHER ANIMAL HAIR	13 249	18 177	11 122
742 PUMPS FOR LIQUIDS,PARTS	821	3 636	2 266	269 WORN CLOTHING,TEXTL.ARTL	1 620	137	84
743 PUMPS NES,CENTRIFUGS ETC	1 268	1 251	765	273 STONE, SAND AND GRAVEL	9 057	381	238
744 MECHANICAL HANDLING EQUIP	10 592	2 897	1 811	274 SULPHUR,UNRSTD.IRON PYRS	795	97	62
745 OTH.NON-ELEC MCH,TOOL,NES	462	489	294	277 NATURAL ABRASIVES, NES		890	552
746 BALL OR ROLLER BEARINGS	257	598	363	278 OTHER CRUDE MINERALS	85 743	6 205	3 834
747 TAPS,COCKS,VALVES,ETC.	1 571	1 394	862	285 ALUMINIUM ORE,CONCTR.ETC	15 445	2 077	1 301
748 TRANSMISSIONS SHAFTS ETC	15 109	4 660	2 859	287 ORE,CONCENTR.BASE METALS	14 779	806	491
749 NON-ELECT MACH,PARTS,ETC	384	490	310	288 NON-FERROUS WASTE,SCRAP	1 473	342	207
752 AUTOMATC.DATA PROC.EQUIP	1 631	4 726	2 902	291 CRUDE ANIMAL MATERLS.NES	916	1 112	697
759 PARTS,FOR OFFICE MACHINS	29	506	312	292 CRUDE VEG.MATERIALS, NES	3 300	3 504	2 131
761 TELEVISION RECEIVERS ETC	68 187	134 669	85 467	322 BRIQUETTES,LIGNITE,PEAT	5 489	123	76
762 RADIO-BROADCAST RECEIVER	1 838	3 742	2 288	334 PETROLEUM PRODUCTS	20 862	2 960	1 844
764 TELECOMM.EQUIP.PARTS NES	282	2 976	1 853	335 RESIDUAL PETROL.PRODUCTS	26 615	2 975	1 855
771 ELECT POWER MACHINRY,PARTS	19 142	14 779	9 308	344 PETROLEUM GASES, NES	2 050	178	113
772 ELEC.SWITCH.RELAY.CIRCUIT	2 084	3 791	2 350	411 ANIMAL OILS AND FATS	2 912	395	243
773 ELECTR.DISTRIB.EQPT NES	67 664	59 085	37 455	422 FIXED VEG.FAT,OILS,OTHER	1 767	474	290
775 DOM.ELEC,NON-ELEC.EQUIPT	4 470	3 783	2 426	431 ANIMAL,VEG.FATS,OILS,NES	17 734	3 587	2 213
776 TRANSISTORS,VALVES,ETC.	40	334	205	511 HYDROCARBONS,NES,DERIVTS	29 046	6 222	3 813
778 ELECTRIC.MACH,APPART.NES	1 167	1 192	743	512 ALCOHOL,PHENOL,ETC.DERIV	103 407	19 630	12 232
781 PASS.MOTOR VEHCLS.EX.BUS	425	927	564	513 CARBOXYLIC ACIDS,DERIVTS	156 310	40 091	24 850
784 PARTS,TRACTORS,MOTOR VEH	79 211	29 118	18 171	514 NITROGEN-FUNCT.COMPOUNDS	73 740	58 613	35 725
785 CYCLES,MOTORCYCLES ETC.	166	155	97	515 ORGANO-INORGANIC COMPNOS	21 540	55 947	34 246
786 TRAILERS,SEMI-TRAILR,ETC	575	135	90	516 OTHER ORGANIC CHEMICALS	50 136	21 466	13 198
791 RAILWAY VEHICLES,EQUIPNT	905	281	168	522 INORGANIC CHEM.ELEMENTS	91 940	20 850	12 961
792 AIRCRAFT,ASSOCTD.EQUIPNT	142	13 245	8 415	523 METAL.SALTS,INORGAN.ACID	235 896	36 178	22 178
793 SHIP,BOAT,FLOAT,STRUCTRS	31	57	33	524 OTHER CHEMICAL COMPOUNDS	31 913	5 950	3 659
811 PREFABRICATED BUILDINGS	1 414	343	210	525 RADIO-ACTIVE MATERIALS		122	77
812 PLUMBING,SANITRY,EQPT,ETC	111 238	26 571	16 576	531 SYNTH.COLOURS,LAKES,ETC.	43 864	118 301	73 227
813 LIGHTING FIXTURES ETC.NES	11 496	7 330	4 537	532 DYEING,TANNING MATERIALS	11 270	2 841	1 754
821 FURNITURE,CUSHIONS,ETC.	45 081	33 979	21 276	533 PIGMENTS, PAINTS, ETC.	99 203	60 473	37 600
831 TRUNK, SUIT-CASES, BAG,ETC	7 411	36 201	22 690	541 MEDICINES,ETC.EXC.GRP542	3 674	49 884	30 692
841 MENS,BOYS CLOTHING,X-KNIT	120 912	534 381	332 835	542 MEDICAMENTS	6 807	43 531	27 375
842 WOMEN,GIRL CLOTHING,XKNIT	145 064	685 481	424 680	551 ESSNTL.OIL,PERFUME,FLAVR	3 678	8 639	5 361
843 MENS,BOYS CLOTHING,KNIT	20 615	66 427	41 004	553 PERFUMERY,COSMETICS,ETC.	10 330	7 406	4 564
844 WOMEN,GIRLS CLOTHING,KNIT	136 996	406 086	259 083	554 SOAP,CLEANERS,POLISH,ETC.	78 526	24 819	15 394
845 OTHR.TEXTILE APPAREL,NES	228 569	888 632	552 524	562 FERTILIZER,EXCEPT GRP272	791 456	5 966	3 790
846 CLOTHING ACCESSRS,FABRIC	42 108	76 408	47 589	571 POLYMERS OF ETHYLENE	45 182	9 266	5 756
848 CLOTHING,NONTXTL;HEADGEAR	52 471	490 046	309 303	572 POLYMERS OF STYRENE	69 086	19 475	12 142
851 FOOTWEAR	4 480	16 573	10 320	573 POLYMERS,VINYL CHLORIDE	31 001	8 095	5 106
871 OPTICAL INSTRUMENTS,NES		101	67	574 POLYACETAL,POLYCARBONATE	61 347	23 650	14 572
872 MEDICAL INSTRUMENTS NES	1 305	3 267	2 047	575 OTH.PLASTIC,PRIMARY FORM	213 657	85 262	52 781
874 MEASURE,CONTROL INSTRMT	250	5 531	3 445	579 PLASTIC WASTE, SCRAP ETC	20 379	658	425
882 PHOTO.CINEMATOGPH.SUPPL		93	68	581 PLASTIC TUBE,PIPE,HOSE	4 599	7 407	4 615
884 OPTICAL GOODS NES	27	187	117	582 PLASTIC PLATE,SHEETS,ETC	47 495	34 829	21 691
885 WATCHES AND CLOCKS	75	63	38	583 MONOFILAMENT OF PLASTICS	2 376	3 073	1 914
891 ARMS AND AMMUNITION	930	1 227	778	591 INSECTICIDES, ETC.	9 589	11 974	7 376
892 PRINTED MATTER	6 259	4 062	2 562	592 STARCHES,INULIN,ETC.	41 355	9 655	5 991
893 ARTICLES,NES,OF PLASTICS	5 839	3 714	2 319	593 EXPLOSIVES,PYROTECHNICS	1 658		581
894 BABY CARRIAGE,TOYS,GAMES	1 987	2 393	1 503	597 PREPRD ADDITIVES,LIQUIDS	60 356	22 097	13 773
895 OFFICE,STATIONERY SUPPLS	357	620	379	598 MISC.CHEMICAL PRODTS.NES	204 823	65 184	40 530
896 WORKS OF ART,ANTIQUE ETC	17	1 779	1 102	600 CPL NDL PLANT CHAP 69-76	12 546	34 633	21 482
897 GOLD,SILVERWARE,JEWEL NES	50	8 032	5 114	611 LEATHER	2 710	15 725	9 800
898 MUSICAL INSTRUMENTS,ETC.	9 414	15 627	9 740	612 MANUFACT. LEATHER ETC.NES	77	1 057	657
899 MISC MANUFCTRD GOODS NES	5 180	6 414	3 998	613 FURSKINS,TANNED,DRESSED	149	5 015	3 108
961 COIN NONGOLD NONCURRENT	9	1 203	743	621 MATERIALS OF RUBBER	6 527	5 429	3 381
972 MONETARY GOLD,GOLD COINS		250	158	625 RUBBER TYRES,TUBES,ETC.	13 544	9 276	5 721
EXPORTS	11 006 292	6 513 820	4 063 147	629 ARTICLES OF RUBBER, NES	3 346	9 052	5 630
001 LIVE ANIMALS	35 776	12 140	7 831	633 CORK MANUFACTURES	78	137	88
011 BOVINE MEAT	29 420	9 495	6 086	634 VENEERS, PLYWOOD, ETC.	17 222	4 902	3 040
017 MEAT,OFFL,PRPD,PRSD,NES	910	503	332	635 WOOD MANUFACTURES, NES	9 763	6 312	3 844
022 MILK AND CREAM	10 587	2 608	1 559	641 PAPER AND PAPERBOARD	122 687	30 598	19 055
023 BUTTER,OTHER FAT OF MILK	16 503	4 261	2 741	642 PAPER,PAPERBOARD,CUT ETC	22 432	8 925	5 546
024 CHEESE AND CURD	3 477	1 094	668	651 TEXTILE YARN	100 762	76 046	47 573
034 FISH,FRESH,CHILLED,FROZN	1 058	139	86	652 COTTON FABRICS, WOVEN	24 335	45 719	28 511
036 CRUSTACEANS,MOLLUSCS ETC	361	184	109	653 FABRICS,MAN-MADE FIBRES	30 394	96 656	60 567
037 FISH ETC.PRPD,PRSD,NES	81	64	39	654 OTH.TEXTILE FABRIC,WOVEN	9 076	42 571	26 394
041 WHEAT, MESLIN, UNMILLED	660 037	18 946	11 414	655 KNIT,CROCHET,FABRIC NES	7 388	15 138	9 477
048 CEREAL PREPARATIONS	2 906	1 275	809	656 TULLE,LACE,EMBROIDRY,ETC	1 232	7 238	4 456
054 VEGETABLES	17 034	1 401	828	657 SPECIAL YARN,TXTL.FABRIC	23 412	44 548	27 769
056 VEGETABLES,PRPD,PRSD,NES	4 332	1 193	729	658 TEXTILE ARTICLES NES	793	2 433	1 485
057 FRUIT,NUTS EXCL.OIL NUTS	1 806	470	299	659 FLOOR COVERINGS, ETC.	2 992	8 900	5 523
058 FRUIT,PRESERVED,PREPARED	191	80	51	661 LIME,CEMENT,CONSTR.MATRL	4 084	1 150	713
061 SUGARS,MOLASSES,HONEY	1 063 973	70 159	43 733	662 CLAY,REFRCTR.CONSTR.MATRL	125 808	21 657	13 407
062 SUGAR CONFECTIONERY	62	65	40	663 MINERAL MANUFACTURES,NES	64 546	31 939	19 869
071 COFFEE,COFFEE SUBSTITUTE	6 696	5 591	3 400	664 GLASS	27 779	11 057	6 778
072 COCOA	29 150	6 093	3 738	665 GLASSWARE	12 913	4 900	3 044
073 CHOCOLATE,OTH.COCOA PRPD	959	650	408	666 POTTERY	4 420	5 798	3 580
074 TEA AND MATE	297	326	201	667 PEARLS,PRECIOUS STONES			
075 SPICES	441	216	132	671 PIG IRON,SPIEGEL-EISEN,ETC	42 354	3 508	2 217
081 ANIMAL FEED STUFF	8 595	2 076	1 290	672 INGOTS ETC.IRON OR STEEL	26 530	2 397	1 523
098 EDIBLE PRPD,PREPRTNS,NES	54 900	12 301	7 653	673 FLAT-ROLLED IRON ETC.	638 629	50 852	31 705
111 NON-ALCOHOL. BEVERAGE,NES	981	148	92	674 FLAT-ROLLED PLATED IRON	216 236	26 166	16 014
112 ALCOHOLIC BEVERAGES	2 269	1 149	714	675 FLAT-ROLLED, ALLOY STEEL	250 424	67 381	41 611
122 TOBACCO, MANUFACTURED	2 394	7 527	4 648	676 IRON,STL.BAR,SHAPES ETC.	203 595	26 343	16 353
211 HIDES,SKINS(EX.FURS),RAW	20 363	3 929	2 431	677 RAILWAY TRACK IRON,STEEL	2 443	365	218
222 OILSEED(SFT.FIX VEG.OIL)	520	50	30	678 WIRE OF IRON OR STEEL	8 253	4 340	2 709
231 NATURAL RUBBER, ETC.	4 043	653	405	679 TUBES,PIPES,ETC.IRON,STL	608 093	105 165	64 412
232 SYNTHETIC RUBBER, ETC.	31 478	8 931	5 518	681 SILVER,PLATINUM,ETC.	76	2 446	1 533
245 FUEL WOOD, WOOD CHARCOAL	202	97	59	682 COPPER	131 931	75 208	46 901
247 WOOD ROUGH,ROUGH SQUARED	1 044 762	23 599	15 195	683 NICKEL	350	1 496	929
				684 ALUMINIUM	50 493	27 727	17 252
				685 LEAD	11 780	2 153	1 373

7 IMPORTS AND EXPORTS (SPECIAL TRADE) BY COUNTRIES OF PRODUCTION AND CONSUMPTION AND BY GROUPS OF THE SITC-REV. III 1990

GROUP DESCRIPTION	DT = 100 KG	1 000 DM	1 000 \$	GROUP DESCRIPTION	DT = 100 KG	1 000 DM	1 000 \$
686 ZINC	13 423	3 972	2 403	001 LIVE ANIMALS	4 611	2 138	1 344
687 TIN	142	162	105	022 MILK AND CREAM	240	82	49
689 MISC. NON-FERR. BASE METAL	406	842	518	024 CHEESE AND CURD	229	82	50
691 METALLIC STRUCTURES NES	72 142	27 197	17 200	025 EGGS, BIRDS, YOLKS, ALBUMIN	5 053	376	231
692 CONTAINERS, STORAGE, TRNSP	4 020	4 048	2 511	034 FISH, FRESH, CHILLED, FROZEN	17 464	8 235	4 984
693 WIRE PRODUCTS EXCL. ELECT	45 619	22 026	14 287	035 FISH, DRIED, SALTED, SMOKED	443	827	518
694 NAILS, SCREWS, NUTS, ETC.	10 330	7 219	4 487	036 CRUSTACEANS, MOLLUSCS ETC	8 769	1 606	1 019
695 TOOLS	7 103	29 725	18 373	037 FISH ETC. PREP. PRSD. NES	913	9 596	6 099
696 CUTLERY	2 236	6 741	4 195	042 RICE	3 421	318	197
697 HOUSEHOLD EQUIPMENT, NES	7 354	11 149	6 919	045 OTHER CEREALS, UNMILLED	4 697	244	145
699 MANUFACT. BASE METAL, NES	21 130	31 050	19 243	054 VEGETABLES	20 466	8 025	5 085
700 CPL IND PLANT (84/85/87)	20 935	86 232	53 740	056 VEGETABLES, PRPD, PRSD, NES	11 322	1 690	1 046
711 STEAM GENER. BOILERS, ETC.	3 971	8 505	5 188	057 FRUIT, NUTS EXCL. OIL NUTS	43 827	4 735	2 931
712 STEAM TURBINES	234	9 520	5 806	058 FRUIT, PRESERVED, PREPARED	917	181	114
713 INTRNL COMBUS PSTN ENGIN	39 358	102 215	63 730	059 FRUIT, VEGETABLE JUICES	80 624	9 778	6 019
714 ENGINES, MOTORS NON-ELECT	12	1 532	922	061 SUGARS, MOLASSES, HONEY	87 139	10 603	6 623
716 ROTATING ELECTRIC PLANT	16 427	48 954	30 608	062 SUGAR CONFECTIONERY	191	72	43
718 OTH. POWR. GENRTNG. MACHNRY	10 625	22 405	13 655	073 CHOCOLATE, OTH. COCOA PREP	132	90	56
721 AGRIC. MACHINES, EX. TRACTR	7 711	8 730	5 465	074 TEA AND MATE	420	265	157
722 TRACTORS	511	920	551	075 SPICES	558	59	37
723 CIVIL ENGINEERING EQUIPT	48 953	52 858	32 880	081 ANIMAL FEED STUFF	193	100	58
724 TEXTILE, LEATHER MACHINES	184 665	524 781	330 009	082 ALCOHOLIC BEVERAGES	66 831	35 381	22 380
725 PAPER, PULP MILL MACHINES	2 817	9 694	6 088	083 HIDE, SKINS (EX. FURS), RAW	67 764	15 512	9 583
726 PRINTNG, BOOKBINDNG MACHS	18 077	46 364	29 093	211 FURSKINS, RAW	568	12 897	7 926
727 FOOD-PROCESS. MCH. NON DOM	3 644	10 657	5 575	222 OILSEED (SFT. FIX VEG. OIL)	3 439	107	65
728 OTH. MACH. PTS, SPCL INDUSTR	60 043	155 736	98 172	223 OILSEED (OTH. FIX. VEG. OIL)	92 829	5 551	3 527
731 METAL REMOVAL WORK TOOLS	21 502	30 382	19 207	231 NATURAL RUBBER, ETC.	756	123	75
733 MACH-TOOLS, METAL-WORKING	13 164	14 185	8 887	232 SYNTHETIC RUBBER, ETC.	185 401	20 092	12 527
735 PARTS, NES, FOR MACH-TOOLS	2 084	10 665	6 656	246 WOOD IN CHIPS, PARTICLES	112 763	753	482
737 METALWORKING MACHNRY NES	53 846	27 471	17 438	247 WOOD ROUGH, ROUGH SQUARED	35 957	542	332
741 HEATING, COOLING EQUIP, PART	6 656	30 794	19 218	248 WOOD, SIMPLY WORKED	3 222 475	242 143	152 063
742 PUMPS FOR LIQUIDS, PARTS	18 309	58 679	36 303	251 PULP AND WASTE PAPER	587 951	49 069	30 384
743 PUMPS NES, CENTRIFUGS ETC	27 324	43 968	27 451	261 SILK	1 374	2 212	1 355
744 MECHANICAL HANDLING EQUIP	40 105	96 180	60 230	263 COTTON	301 504	72 646	44 434
745 OTH. NONELEC MCH. TOOL, NES	9 483	28 839	17 582	266 SYNTHETIC FIBRES	8 014	1 409	871
746 BALL OR ROLLER BEARINGS	7 664	29 134	17 992	267 OTHER MAN-MADE FIBRES	60 961	5 584	3 483
747 TAPS, COCKS, VALVES, ETC.	8 033	24 224	15 161	268 WOOL, OTHER ANIMAL HAIR	8 408	5 516	3 395
748 TRANSMISSIONS SHAFTS ETC	5 894	22 138	13 752	269 WORN CLOTHING, TEXTL. ARTL	837	64	41
749 NON-ELECT MACH. PARTS, ETC	2 091	25 932	16 163	272 FERTILIZERS, CRUDE	254 480	828	542
751 OFFICE MACHINES	3 788	60 856	37 645	273 STONE, SAND AND GRAVEL	417	436	259
752 AUTOMATC. DATA PROC. EQUIP	602	9 900	6 121	277 NATURAL ABRASIVES, NES	224 449	4 563	2 840
759 PARTS, FOR OFFICE MACHINES	6 239	27 058	16 769	282 OTHER CRUDE MINERALS	42 514	2 685	1 746
761 TELEVISION RECEIVERS ETC	3 486	22 095	13 602	288 FERRIOUS WASTE AND SCRAP	839	1 133	727
762 RADIO-BROADCAST RECEIVER	712	9 108	5 667	289 NICKEL DRES. CONCTR. MATTE	19 384	1 198	710
763 SOUND RECORDER, PHONOGRPH	12 097	124 528	77 723	289 NON-FERRIOUS WASTE, SCRAP	98 305	36 800	22 781
764 TELECOMM. EQUIP. PARTS NES	7 487	26 735	16 383	291 CRUDE ANIMAL MATERIALS NES	288 503	27 356	17 027
771 ELECT POWER MACHNRY, PARTS	15 555	109 346	67 731	292 CRUDE VEG. MATERIALS, NES	27 640	8 717	5 423
772 ELEC. SWITCH, RELAY, CIRCUIT	32 876	53 379	32 732	321 COAL, NOT AGGLOMERATED	3 343 711	31 222	19 077
773 ELECTR DISTRIB. EQPT NES	1 469	18 227	11 183	322 BRIQUETTES, LIGNITE, PEAT	300 768	4 745	2 901
774 ELECTRO-MEDCL. XRAY EQUIP	172 535	211 820	132 158	333 PETROLEUM OILS, CRUDE	56 255 208	1 429 949	891 484
775 DMS. ELEC. NON-ELEC. EQUIP	16 720	51 859	32 429	334 PETROLEUM PRODUCTS	50 607 883	1 666 134	1 038 413
776 TRANSISTORS, VALVES, ETC.	91 967	110 248	68 644	335 RESIDUAL PETROL. PRODUCTS	1 275 436	37 687	23 482
778 ELECTRIC MACH. APPART. NES	151 110	409 520	252 825	342 LIQUEFIED PROPANE, BUTANE	6 031	233	147
781 PASS. MOTOR VEHCLS. EX. BUS	68 304	100 702	62 586	411 ANIMAL OILS AND FATS	48 098	2 229	1 382
782 GOODS, SPCL TRANSPORT VEH	11 650	20 234	13 017	421 FIXED VEG. FAT, OILS, SOFT	1 028	89	54
783 ROAD MOTOR VEHICLES NES	84 538	178 274	111 239	431 ANIMAL, VEG. FATS, OILS, NES	1 811	418	258
784 PARTS, TRACTORS, MOTOR VEH	889	1 442	883	511 HYDROCARBONS, NES, DERIVTS	777 835	69 853	43 318
785 CYCLES, MOTORCYCLES ETC.	5 957	8 712	5 448	512 ALCOHOL, PHENOL, ETC. DERIV	714 696	21 316	13 312
786 TRAILERS, SEMI-TRAILR, ETC	6 014	9 534	5 742	513 CARBOXYLIC ACIDS, DERIVTS	20 551	2 534	1 570
791 RAILWAY VEHICLES, EQUIPNT	1 604	57 512	35 247	514 NITROGEN-FUNCT. COMPOUNDS	8 609	1 033	690
792 AIRCRAFT, ASSOCTD. EQUIPNT	2 929	13 901	8 592	515 ORGANO-INORGANIC COMPNDS	12 966	7 102	4 384
793 SHIP, BOAT, FLOAT, STRUCTRS	144	875	553	516 OTHER ORGANIC CHEMICALS	7 990	1 262	765
800 CPL IND PLANT CHAP 90/94	116	113	71	522 INORGANIC CHEM. ELEMENTS	125 710	18 985	11 763
811 PREFABRICATED BUILDINGS	5 389	4 419	2 743	523 METAL, SALTS, INORGAN. ACID	44 989	4 576	2 909
812 PLUMBNG, SANITRY, EQPT. ETC	2 859	12 241	7 483	524 OTHER CHEMICAL COMPOUNDS	134 596	13 805	8 589
813 LIGHTING FIXTURES ETC. NES	10 773	12 889	7 997	525 RADIO-ACTIVE MATERIALS	1 956	187 912	123 105
821 FURNITURE, CUSHIONS, ETC.	350	1 310	816	531 SYNTH. COLOURS, LAKES, ETC.	1 017	2 396	1 477
831 TRUNK, SUIT-CASES, BAG, ETC	300	1 065	653	533 PIGMENTS, PAINTS, ETC.	68	50	31
841 MENS, BOYS CLOTHNG, X-KNIT	216	1 753	1 080	541 MEDICINES, ETC. EXC. GRP542	1 973	10 358	6 400
842 WOMEN, GIRL CLOTHNG, XKNIT	26	122	75	551 ESSNTL. OIL, PERFUME, FLAVR	1 826	649	404
843 MENS, BOYS CLOTHING, KNIT	96	400	245	553 PERFUMERY, COSMETICS, ETC.	5	51	34
844 WOMEN, GIRLS CLOTHNG, KNIT	510	3 212	2 017	562 FERTILIZER, EXCEPT GRP272	176 242	4 574	2 906
845 OTHR. TEXTILE APPAREL, NES	1 327	7 239	4 563	571 POLYMERS OF ETHYLENE	57 949	6 924	4 379
846 CLOTHING ACCESSRS, FABRIC	1 277	4 910	3 060	572 POLYMERS OF STYRENE	6 059	862	552
848 CLOTHNG, NONTEXTL. HEADGEAR	1 145	3 150	1 917	573 POLYMERS, VINYL CHLORIDE	1 261	87	56
851 FOOTWEAR	99	3 505	2 196	574 POLYACETAL, POLYCARBONATE	212	62	38
871 OPTICAL INSTRUMENTS, NES	3 814	45 113	28 238	575 OTH. PLASTIC, PRIMARY FORM	4 334	843	539
872 MEDICAL INSTRUMENTS NES	326	4 929	3 042	579 PLASTIC WASTE, SCRAP ETC	8 925	926	569
873 METERS, COUNTERS, NES	5 718	88 741	55 258	582 PLASTIC PLATE, SHEETS, ETC	254	70	45
874 MEASURE, CONTROL INSTRMNT	981	8 058	5 056	591 INSECTICIDES, ETC.	606	147	95
881 PHOTOGRAPH APPAR. ETC. NES	16 956	23 967	14 805	592 STARCHES, INULIN, ETC.	26 743	9 573	6 026
882 PHOTO. CINEMATOGPH. SUPPL	120	6 327	3 948	598 MISC. CHEMICAL PRODTS NES	134 161	11 926	7 328
884 OPTICAL GOODS NES	918	12 782	7 904	611 LEATHER	8 942	5 255	3 354
885 WATCHES AND CLOCKS	511	2 044	1 279	613 FURSKINS, TANNED, DRESSED	78	807	502
891 ARMS AND AMMUNITION	33 544	20 205	12 660	621 MATERIALS OF RUBBER	9 673	874	547
892 PRINTED MATTER	23 315	23 898	14 982	625 RUBBER TYRES, TUBES, ETC.	12 491	2 190	1 345
893 ARTICLES, NES, OF PLASTICS	2 819	6 401	3 925	629 ARTICLES OF RUBBER, NES	217	151	98
894 BABY CARRIAGE, TOYS, GAMES	2 479	9 254	5 795	634 VENEERS, PLYWOOD, ETC.	189 895	16 397	10 113
895 OFFICE, STATIONERY SUPPLS	56	909	65	635 WOOD MANUFACTURES, NES	12 530	1 440	900
896 WORKS OF ART, ANTIQUE ETC	4 057	17 785	11 001	641 PAPER AND PAPERBOARD	406 663	26 999	16 852
897 GOLD, SILVERWARE, JEWEL NES	9 867	33 618	20 965	642 PAPER, PAPERBOARD, CUT ETC	307	546	336
898 MUSICAL INSTRUMENTS, ETC.	5 002	12 876	8 024	651 TEXTILE YARN	1 245	949	567
899 MISC MANUFACTRD GOODS NES	10	1 062	643	652 COTTON FABRICS, WOVEN	23 967	14 289	8 857
941 COMPL IND PLANT CHAPT 99				653 FABRICS, MAN-MADE FIBRES	5 711	5 080	3 092
971 GOLD, NONMONTY EXCL DRES				654 OTH. TEXTILE FABRIC, WOVEN	2 334	1 681	1 007
				655 KNIT, CROCHET, FABRIC NES	12	85	51
				657 SPECIAL YARN, TXTL. FABRIC	1 764	461	278
				658 TEXTILE ARTICLES NES	1 375	918	559
SOVIET UNION							
IMPORTS	266 358 425	9 116 915	5 677 459				

7 IMPORTS AND EXPORTS (SPECIAL TRADE) BY COUNTRIES OF PRODUCTION AND CONSUMPTION AND BY GROUPS OF THE SITC-REV. III 1990

GROUP DESCRIPTION	DT = 100 KG	1 000 DM	1 000 \$	GROUP DESCRIPTION	DT = 100 KG	1 000 DM	1 000 \$
659 FLOOR COVERINGS, ETC.	2 840	22 514	13 945	EXPORTS	22 550 170	10 360 864	6 378 226
661 LIME, CEMENT, CONSTR. MATRL	7 029	281	174				
663 MINERAL MANUFACTURES, NES	217	344	215	001 LIVE ANIMALS	25 607	10 718	6 548
664 GLASS	53 562	3 118	1 929	011 BOVINE MEAT	771 260	282 687	173 439
665 GLASSWARE	1 708	659	404	012 OTHER MEAT, MEAT OFFAL	592 287	204 180	127 560
666 POTTERY	4 605	1 666	1 014	016 MEAT, ED. OFFL, DRY, SLT, SMK	77	113	73
667 PEARLS, PRECIOUS STONES	•	•	•	017 MEAT, OFFL, PRPD, PRSVD, NES	46 902	15 171	9 493
671 PIG IRON, SPIEGELEISN, ETC	1 378 474	89 503	55 451	022 MILK AND CREAM	67 016	22 866	13 787
672 INGOTS ETC. IRON OR STEEL	362 648	18 457	11 781	023 BUTTER, OTHER FAT OF MILK	200 600	58 158	34 848
673 FLAT-ROLLED IRON ETC.	462 960	28 365	17 768	024 CHEESE AND CURD	46 920	15 917	9 547
675 FLAT-ROLLED, ALLOY STEEL	5 512	1 229	792	035 FISH, DRIED, SALTED, SMOKED	31	73	43
676 IRON, STL, BAR, SHAPES ETC.	392 786	34 647	21 604	037 FISH ETC. PREPD, PRSVD, NES	129	137	82
678 WIRE OF IRON OR STEEL	38 131	2 268	1 407	041 WHEAT, MESLIN, UNMILLED	94 607	2 194	1 306
679 TUBES, PIPES, ETC. IRON, STL	170 212	12 298	7 511	042 RICE	374	55	34
681 SILVER, PLATINUM, ETC.	44	74 029	45 405	043 BARLEY, UNMILLED	6 178 088	135 689	81 375
682 COPPER	673 363	279 958	176 364	044 MAIZE UNMILLED	344	73	44
683 NICKEL	239 882	343 429	214 554	045 OTHER CEREALS, UNMILLED	1 591	131	77
684 ALUMINIUM	124 618	36 976	22 888	046 MEAL, FLOUR OF WHEAT, MSLN	116 868	3 040	2 040
685 LEAD	104 943	10 074	6 583	048 CEREAL PREPARATIONS	14 545	2 142	1 360
689 MISC. NON-FERR. BASE METAL	•	•	•	054 VEGETABLES	8 235	5 361	3 172
691 METALLIC STRUCTURES, NES	9 067	518	334	056 VEGETABLES, PRPD, PRSVD, NES	460	145	89
692 CONTAINERS, STORAGE, TRNSP	2 554	486	301	058 FRUIT, PRESERVED, PREPARED	587	492	306
694 NAILS, SCREWS, NUTS, ETC.	6 400	387	238	059 FRUIT, VEGETABLE JUICES	2 193	396	255
695 TOOLS	5 528	8 043	4 979	061 SUGARS, MOLASSES, HONEY	20 550	1 414	862
697 HOUSEHOLD EQUIPMENT, NES	1 255	375	235	062 SUGAR CONFECTIONERY	128	80	51
699 MANUFACTS. BASE METAL, NES	27 593	4 355	2 687	071 COFFEE, COFFEE SUBSTITUTE	2 049	2 600	1 645
713 INTRNL COMBUS PSTN ENGIN	1 250	878	541	073 CHOCOLATE, OTH. COCOA PREP	2 576	2 942	1 804
716 ROTATING ELECTRIC PLANT	4 054	1 976	1 225	074 TEA AND MATE	240	365	242
718 OTH. POWR. GENRTNG, MACHNRY	15	58	35	081 ANIMAL FEED STUFF	877 901	30 655	20 564
721 AGRIC. MACHINES, EX. TRACTR	1 791	385	239	091 MARGARINE AND SHORTENING	22 264	9 402	6 011
723 CIVIL ENGINEERING EQUIPT	5 322	1 892	1 162	096 EDIBLE PROD. PREPRNTS, NES	36 013	18 232	11 443
724 TEXTILE, LEATHER MACHINES	3 103	5 584	3 472	111 NON-ALCOHOL. BEVERAGE, NES	11 328	1 388	854
726 PRINTNG, BOOKBINDNG MACHS	940	1 080	650	112 ALCOHOLIC BEVERAGES	34 597	6 694	4 147
727 FOOD-PROCESS. MCH. NON DOM	31	444	264	122 TOBACCO, MANUFACTURED	18 987	20 633	13 751
728 OTH. MACH. PIS, SPCL INDST	49 955	12 981	8 041	212 FURSKINS, RAW	48 916	16 820	10 175
731 METAL REMOVAL WORK TOOLS	13 962	13 521	8 371	232 SYNTHETIC RUBBER, ETC.	16 077	590	378
733 MACH-TOOLS, METAL-WORKING	9 290	3 864	2 942	247 WOOD ROUGH, ROUGH SQUARED	2 644	1 017	635
735 PARTS, NES, FOR MACH-TOOLS	6 414	2 521	1 606	248 WOOD, SIMPLY WORKED	250	81	54
737 METALWORKING MACHNRY NES	338	170	106	251 PULP AND WASTE PAPER	4 841	1 178	696
741 HEATNG, COOLNG EQUIP, PART	1 074	1 529	941	263 COTTON	104 932	52 996	32 921
742 PUMPS FOR LIQUIDS, PARTS	665	622	383	266 SYNTHETIC FIBRES	797	149	91
743 PUMPS NES, CENTRIFUGS ETC	418	293	183	269 WORN CLOTHING, TEXTL. ARTL	6 157	57	37
744 MECHANICAL HANDLING EQUIP	3 734	1 489	894	273 STONE, SAND AND GRAVEL	166 720	2 582	1 526
745 OTH. NONELEC MCH, TOOL, NES	504	2 566	1 599	274 SULPHUR, UNRSTD. IRON PYRS	53 092	836	525
746 BALL OR ROLLER BEARINGS	6 196	5 416	3 350	278 OTHER CRUDE MINERALS	646	311	186
747 TAPS, COCKS, VALVES, ETC.	728	534	335	285 ALUMINIUM ORE, CONCTR, ETC	9 509	16 635	10 060
748 TRANSMISSIONS, SHAFTS ETC	7 767	2 674	1 644	292 CRUDE VEG. MATERIALS, NES	28 651	4 600	2 769
749 NON-ELECT MACH. PARTS, ETC	3 300	489	303	334 PETROLEUM PRODUCTS	485 183	28 382	17 648
751 OFFICE MACHINES	85	112	75	335 RESIDUAL PETROL. PRODUCTS	196 577	13 149	8 174
752 AUTOMATC. DATA PROC. EQUIP	26	463	292	421 FIXED VEG. FAT, OILS, SOFT	14 170	2 113	1 290
761 TELEVISION RECEIVERS ETC	4 427	6 321	3 843	431 ANIMAL, VEG. FATS, OILS, NES	191 922	14 659	9 112
762 RADIO-BROADCAST RECEIVER	197	162	98	511 HYDROCARBONS, NES, DERIVTS	72 095	26 267	16 415
763 SOUND RECORDER, PHONOGRPH	7	110	65	512 ALCOHOL, PHENDL, ETC. DERIV	159 255	40 093	24 469
764 TELECOMM. EQUIP. PARTS NES	1 005	891	548	513 CARBOXYLIC ACIDS, DERIVTS	125 309	61 419	37 954
771 ELECT POWR MACHNRY, PARTS	3 481	1 538	949	514 NITROGEN-FUNCT. COMPOUNDS	42 184	51 729	31 476
772 ELEC. SWITCH, RELAY, CIRCUIT	110	887	543	515 ORGANO-INORGANIC COMPNDS	46 736	14 430	8 700
773 ELECTR DISTRIB. EQPT NES	327	90	55	516 OTHER ORGANIC CHEMICALS	250 400	30 687	18 771
774 ELECTRO-MEDCL, XRAY EQUIP	4	120	76	522 INORGANIC CHEM. ELEMENTS	11 455	1 819	1 091
775 DOM. ELEC, NON-ELEC. EQUIPT	34 463	12 377	7 683	523 METAL, SALTS, INORGAN. ACID	2 796	440	269
776 TRANSISTORS, VALVES, ETC.	208	1 054	659	524 OTHER CHEMICAL COMPOUNDS	1 717	1 061	601
778 ELECTRIC. MACH. APPART. NES	14 281	4 180	2 578	525 RADIO-ACTIVE MATERIALS	9 147	24 216	15 207
781 PASS. MOTOR VEHCLS. EX. BUS	328 405	189 541	121 124	531 SYNTH. COLOURS, LAKES, ETC.	2 033	930	601
782 GOODS, SPCL TRANSPRT VEH	12 907	22 336	13 759	532 DYEING, TANNING MATERIALS	111 733	70 161	42 651
783 ROAD MOTOR VEHICLES NES	304	157	97	533 PIGMENTS, PAINTS, ETC.	2 634	22 499	14 099
784 PARTS, TRACTORS, MOTOR VEH	5 940	4 117	2 580	541 MEDICINES, ETC. EXC. GRP542	12 602	125 080	78 284
785 CYCLES, MOTORCYCLES ETC.	295	208	129	542 MEDICAMENTS	854	2 150	1 315
786 TRAILERS, SEMI-TRAILR, ETC	31 133	4 997	3 221	551 ESSENT. OIL, PERFUME, FLAVR	46 751	22 559	13 645
792 AIRCRAFT, ASSOCTD. EQUIPNT	670	158	96	553 PERFUMERY, COSMETICS, ETC.	642 872	117 999	71 485
793 SHIP, BOAT, FLOAT. STRUCTRS	185 265	7 867	4 717	554 SOAP, CLEANERS, POLISH, ETC	11 588	996	589
811 PREFABRICATED BUILDINGS	265	100	59	562 FERTILIZER, EXCEPT GRP272	70 929	16 038	9 538
813 LIGHTNG FIXTURES ETC. NES	57	110	70	571 POLYMERS OF ETHYLENE	72 956	19 494	11 940
821 FURNITURE, CUSHIONS, ETC.	165 653	34 747	21 515	572 POLYMERS OF STYRENE	204 587	39 106	23 781
831 TRUNK, SUIT-CASES, BAG, ETC	38	50	33	573 POLYMERS, VINYL CHLORIDE	142 415	69 728	43 495
841 MENS, BOYS CLOTHNG, X-KNIT	122	482	288	574 POLYACETAL, POLYCARBONATE	253 761	109 407	68 054
842 WOMEN, GIRL CLOTHNG, XKNIT	292	1 784	1 138	575 OTH. PLASTIC, PRIMARY FORM	56	79	54
843 MENS, BOYS CLOTHING, KNIT	447	552	353	579 PLASTIC TUBE, PIPE, HOSE	5 722	10 063	6 386
845 OTHR. TEXTILE APPAREL, NES	427	585	371	581 PLASTIC PLATE, SHEETS, ETC	68 711	55 028	34 289
846 CLOTHING ACCESSRS, FABRIC	55	84	49	583 MONOFILAMENT OF PLASTICS	1 260	352	215
848 CLOTHNG, NONTEXTL; HEADGEAR	59	249	160	589 INSECTICIDES, ETC.	43 470	124 931	75 174
851 FOOTWEAR	10 531	16 916	10 558	591 STARCHES, INULIN, ETC.	52 526	19 943	12 417
871 OPTICAL INSTRUMENTS, NES	609	1 961	1 225	592 PREPD ADDITIVES, LIQUIDS	94 180	52 825	33 136
872 MEDICAL INSTRUMENTS NES	6	64	40	598 MISC. CHEMICAL PRODTS, NES	96 382	48 393	30 040
874 MEASURE, CONTROL INSTRMNT	219	2 039	1 252	600 CPL IND PLANT CHAP 69-76	102 510	177 881	108 534
881 PHOTOGRAPH APPAR. ETC. NES	29	180	111	611 LEATHER	2 244	7 637	4 724
883 CINE. FILM EXPOSD. DEVELPD	10	325	199	612 MANUFACT. LEATHER ETC. NES	14	106	66
885 WATCHES AND CLOCKS	429	2 151	1 344	613 FURSKINS, TANNED, DRESSED	75	1 335	853
891 ARMS AND AMMUNITION	488	1 012	626	621 MATERIALS OF RUBBER	7 622	5 008	3 096
892 PRINTED MATTER	2 348	1 923	1 199	625 RUBBER TYRES, TUBES, ETC.	3 315	1 997	1 280
893 ARTICLES, NES, OF PLASTICS	502	198	128	629 ARTICLES OF RUBBER, NES	5 854	10 869	6 638
894 BABY CARRIAGE, TOYS, GAMES	1 170	1 134	706	634 VENEERS, PLYWOOD, ETC.	34 779	9 067	5 665
895 OFFICE, STATIONERY SUPPLS	108	69	45	635 WOOD MANUFACTURES, NES	8 187	5 138	3 174
896 WORKS OF ART, ANTIQUE ETC	247	6 839	4 257	641 PAPER AND PAPERBOARD	429 039	141 295	87 328
897 GOLD, SILVERWARE, JEWEL NES	15	15 332	9 466	642 PAPER, PAPERBOARD, CUT ETC	68 452	21 684	13 468
898 MUSICAL INSTRUMENTS, ETC.	525	664	416	651 TEXTILE YARN	72 267	80 331	49 343
899 MISC MANUFACTRD GOODS NES	3 610	806	511	652 COTTON FABRICS, WOVEN	840	1 280	785
961 COIN NONGOLD NONCURRENT	59	8 021	5 073	653 FABRICS, MAN-MADE FIBRES	1 486	4 648	2 964
971 GOLD, NONMONTY EXCL ORES	157	316 334	190 438	654 OTH. TEXTILE FABRIC, WOVEN	1 586	2 592	1 550
972 MONETARY GOLD, GOLD COINS	•	4 481	2 801	655 KNIT, CROCHET, FABRIC NES	4 719	12 190	7 619

7 IMPORTS AND EXPORTS (SPECIAL TRADE) BY COUNTRIES OF PRODUCTION AND CONSUMPTION AND BY GROUPS OF THE SITC-REV. III 1990

GROUP DESCRIPTION	DT = 100 KG	1 000 DM	1 000 \$	GROUP DESCRIPTION	DT = 100 KG	1 000 DM	1 000 \$
656 TULLE, LACE, EMBROIDRY, ETC	73	479	292	881 PHOTOGRAPH APPAR. ETC. NES	682	15 285	9 330
657 SPECIAL YARN, TXTL. FABRIC	38 582	60 035	36 841	882 PHOTO. CINEMATOGRPH. SUPPL	5 791	42 828	26 955
658 TEXTILE ARTICLES NES	890	1 381	845	884 OPTICAL GOODS NES	97	3 741	2 371
659 FLOOR COVERINGS, ETC.	3 954	3 078	1 873	885 WATCHES AND CLOCKS	32	480	287
661 LIME, CEMENT, CONSTR. MATRL	1 791	99	58	891 ARMS AND AMMUNITION	190	622	381
662 CLAY, REFRCT. CONSTR. MATRL	47 330	12 735	7 948	892 PRINTED MATTER	56 438	63 511	38 834
663 MINERAL MANUFACTURES, NES	40 515	19 949	12 311	893 ARTICLES, NES, OF PLASTICS	52 405	30 805	18 915
664 GLASS	7 247	8 362	5 186	894 BABY CARRIAGE, TOYS, GAMES	4 274	5 280	3 283
665 GLASSWARE	1 485	875	528	895 OFFICE, STATIONERY SUPPLS	984	7 415	4 654
666 POTTERY	3 067	2 868	1 813	896 WORKS OF ART, ANTIQUE ETC	217	40 717	24 980
671 PIG IRON, SPIEGELEISN, ETC	4 703	1 317	816	897 GOLD, SILVERWARE, JEWEL NES	4	314	202
673 FLAT-ROLLED IRON ETC.	3 500 166	344 078	208 766	898 MUSICAL INSTRUMENTS, ETC.	12 109	43 235	26 544
674 FLAT-ROLLED PLATED IRON	232 617	47 558	29 466	899 MISC MANUFCTRD GOODS NES	605	4 655	2 871
675 FLAT-ROLLED, ALLOY STEEL	76 218	27 715	17 026	941 COMPL INDT PLANT CHAPT 99	89 843	148 057	90 285
676 IRON, STL. BAR, SHAPES ETC.	10 108	4 747	2 911	971 GOLD, NONMONTRY EXCL ORES	211	211	136
677 RAILWAY TRACK IRON, STEEL	315	127	76				
678 WIRE OF IRON OR STEEL	10 409	2 920	1 761	POLAND			
679 TUBES, PIPES, ETC. IRON, STL	2 456 354	406 445	247 832	IMPORTS	78 295 911	5 163 583	3 227 584
681 SILVER, PLATINUM, ETC.	2	984	587				
682 COPPER	8 899	17 194	10 393	001 LIVE ANIMALS	226 275	74 117	45 182
683 NICKEL	26	338	217	011 BOVINE MEAT	628	453	273
684 ALUMINIUM	5 527	4 881	2 944	012 OTHER MEAT, MEAT OFFAL	235 668	135 518	87 617
686 ZINC	99	100	60	017 MEAT, OFFL. PRPD, PRSVD, NES	107 367	46 066	28 733
691 METALLIC STRUCTURES NES	39 597	17 649	10 754	022 MILK AND CREAM	5 169	807	477
692 CONTAINERS, STORAGE, TRNSP	15 098	8 876	5 485	024 CHEESE AND CURD	983	223	138
693 WIRE PRODUCTS EXCL. ELECT	4 112	7 661	4 725	025 EGGS, BIRDS, YOLKS, ALBUMIN	2 565	119 913	75 918
694 NAILS, SCREWS, NUTS, ETC.	1 487	1 060	652	034 FISH, FRESH, CHILLED, FROZN	407 271	1 418	918
695 TOOLS	4 014	37 748	23 264	035 FISH, DRIED, SALTED, SMOKED	2 287	6 849	4 461
696 CUTLERY	103	916	561	037 FISH ETC. PREPD, PRSVD, NES	25 262	83	51
697 HOUSEHOLD EQUIPMENT, NES	1 013	1 564	980	043 BARLEY, UNMILLED	3 025	968	608
699 MANUFACTS. BASE METAL, NES	118 301	34 046	21 390	045 OTHER CEREALS, UNMILLED	16 882	777	471
700 CPL INDT PLANT (84/85/87)	296 015	1 111 894	679 184	048 CEREAL PREPARATIONS	5 954	133 662	84 304
711 STEAM GENER. BOILERS, ETC.	339	2 076	1 248	054 VEGETABLES	1 415 575	6 003	3 729
712 STEAM TURBINES	6	195	115	055 VEGETABLES, PRPD, PRSVD, NES	34 587	18 114	11 110
713 INTRNL COMBUS PSTN ENGIN	23 463	128 036	78 582	057 FRUIT, NUTS EXCL. OIL NUTS	141 337	99 318	61 756
714 ENGINES, MOTORS NON-ELECT	13	2 848	1 698	058 FRUIT, PRESERVED, PREPARED	595 244	86 488	54 542
716 ROTATING ELECTRIC PLANT	6 282	21 133	13 161	059 FRUIT, VEGETABLE JUICES	637 189	8 964	5 547
718 OTH. POWR. GENRTNG. MACHNRY	528	3 875	2 361	061 SUGARS, MOLASSES, HONEY	183 179	3 025	1 919
721 AGRIC. MACHINES, EX. TRACTR	9 042	30 739	18 704	062 SUGAR CONFECTIONERY	12 293	14 080	8 736
722 TRACTORS	1 019	1 230	729	072 COCOA	27 306	1 897	1 155
723 CIVIL ENGINEERING EQUIPT	33 114	65 269	41 193	073 CHOCOLATE, OTH. COCOA PREP	9 691	1 973	1 210
724 TEXTILE, LEATHER MACHINES	133 011	575 465	349 548	075 SPICES	11 953	21 905	13 423
725 PAPER, PULP MILL MACHINES	8 567	33 850	21 185	081 ANIMAL FEED STUFF	935 248	4 115	2 558
726 PRINTNG, BOOKBINDNG MACHS	48 337	317 334	196 335	082 ALCOHOLIC BEVERAGES	9 338	1 235	815
727 FOOD-PROCESS. MCH. NON DOM	10 212	63 865	39 324	121 TOBACCO, UNMANUFACTURED	3 746	2 866	1 790
728 OTH. MACH. PTS, SPCL INDOUST	170 771	625 233	386 551	121 HIDES, SKINS (EX. FURS), RAW	24 324	594	353
731 METAL REMOVAL WORK TOOLS	67 165	414 417	252 912	212 FURS, RAW	60	48 401	28 870
733 MACH-TOOLS, METAL-WORKING	33 964	110 889	68 890	212 OILSEED (SFT. FIX VEG. OIL)	1 276 177	650	410
735 PARTS, NES, FOR MACH-TOOLS	5 335	54 411	33 881	222 OILSEED (OTH. FIX. VEG. OIL)	8 256	1 042	645
737 METALWORKING MACHNRY NES	5 940	48 793	31 317	231 NATURAL RUBBER, ETC.	6 374	13 808	8 629
741 HEATING, COOLING EQUIP, PART				232 SYNTHETIC RUBBER, ETC.	147 821	4 238	2 631
742 PUMPS FOR LIQUIDS, PARTS	7 939	46 452	28 787	245 FUEL WOOD, WOOD CHARCOAL	90 834	1 274	793
743 PUMPS NES, CENTRIFUGS ETC	36 711	147 305	90 942	246 WOOD IN CHIPS, PARTICLES	293 503	6 922	4 297
744 MECHANICAL HANDLING EQUIP	54 527	121 339	75 452	247 WOOD ROUGH, ROUGH SQUARED	319 225	121 358	75 291
745 OTH. NONELEC MCH. TOOL, NES	34 757	205 915	125 814	248 WOOD, SIMPLY WORKED	2 723 957	21 673	1 688
746 BALL OR ROLLER BEARINGS	6 407	19 721	12 189	251 PULP AND WASTE PAPER	31 673	711	439
747 TAPS, COCKS, VALVES, ETC.	11 862	45 484	27 591	263 COTTON	8 901	9 275	5 900
748 TRANSMISSIONS SHAFTS ETC	3 298	18 021	11 202	266 SYNTHETIC FIBRES	43 077	4 557	2 823
749 NON-ELECT MACH. PARTS, ETC	4 778	25 382	15 637	267 OTHER MAN-MADE FIBRES	29 151	265	160
751 OFFICE MACHINES	2 870	26 808	16 743	268 WOOL, OTHER ANIMAL HAIR	207	1 043	650
752 AUTOMATC. DATA PROC. EQUIP	7 635	136 592	84 334	269 WORN CLOTHING, TEXTL. ARTL	14 386	368	222
759 PARTS, FOR OFFICE MACHINES	1 197	20 683	12 811	272 FERTILIZERS, CRUDE	9 767	5 709	3 662
761 TELEVISION RECEIVERS ETC	1 841	12 068	7 526	273 STONE, SAND AND GRAVEL	5 366 869	344	215
762 RADIO-BROADCAST RECEIVER	1 025	4 519	2 786	274 SULPHUR, UNSTD. IRON PYRS	16 613	5 545	3 479
763 SOUND RECORDER, PHONOGRPH	4 408	5 458	3 345	278 OTHER CRUDE MINERALS	134 661	14 426	9 117
764 TELECOMM. EQUIP. PARTS NES	1 744	41 621	25 913	282 FERROUS WASTE AND SCRAP	489 574	10 058	6 159
771 ELECT POWER MACHNRY, PARTS	1 780	8 322	5 080	287 ORE, CONCENTR. BASE METALS	123 603	69 714	44 370
772 ELECT. SWITCH, RELAY, CIRCUIT	4 705	63 082	38 660	288 NON-FERROUS WASTE, SCRAP	322 967	956	571
773 ELECTR. DISTRIB. EQUIP NES	11 783	13 355	8 342	289 PREC. METAL ORES, CONCTRTS	22	30 529	19 003
774 ELECTRO-MEDCL. XRAY EQUIP	4 819	121 063	76 701	291 CRUDE ANIMAL MATERLS. NES	103 180	25 716	15 754
775 DOM. ELEC. NON-ELEC. EQUIPT	17 697	26 464	16 232	292 CRUDE VEG. MATERIALS, NES	206 704	269 713	168 682
776 TRANSISTORS, VALVES, ETC.	784	8 890	5 503	321 COAL, NOT AGGLOMERATED	84 184	667	416
778 ELECTRIC. MACH. APPART. NES	87 275	110 351	67 829	322 BRIQUETTES, LIGNITE, PEAT	754 913	12 639	8 074
781 PASS. MOTOR VEHCL. EX. BUS	39 717	57 327	35 720	325 COKE, SEMI-COKE, RET. CARBN	5 455 711	110 653	69 174
782 GOODS, SPCL TRANSPORT VEH	58 719	98 579	60 240	334 PETROLEUM PRODUCTS	2 890 707	58 794	36 505
783 ROAD MOTOR VEHICLES NES	7 689	13 132	8 327	344 PETROLEUM GASES, NES	167 392	5 941	3 722
784 PARTS, TRACTORS, MOTOR VEH	12 447	27 342	17 038	411 ANIMAL OILS AND FATS	15 504	575	366
785 CYCLES, MOTORCYCLES ETC.	1 306	3 266	1 991	421 FIXED VEG. FAT, OILS, SOFT	136 603	10 405	6 300
786 TRAILERS, SEMI-TRAILR, ETC	24 326	11 559	7 180	431 ANIMAL, VEG. FATS, OILS, NES	114 600	4 856	3 015
791 RAILWAY VEHICLES, EQUIPMT	2 427	3 925	2 406	512 HYDROCARBONS, NES, DERIVTS	152 856	11 637	7 188
793 SHIP, BOAT, FLOAT, STRUCTRS	133 748	120 138	76 049	513 ALCOHOL, PHENOL, ETC. DERIV	92 893	8 747	5 436
800 CPL INDT PLANT CHAP 90/94	2 298	20 957	12 698	514 CARBOXYLIC ACIDS, DERIVTS	110 483	14 133	8 950
811 PREFABRICATED BUILDINGS	29 320	11 101	6 967	515 NITROGEN-FUNCT. COMPOUNDS	85 103	12 207	7 750
812 PLUMBNG, SANITRY, EQPT, ETC	1 383	1 777	1 106	516 ORGANO-INORGANIC COMPNDS	56 547	15 648	9 696
813 LIGHTNG FIXTURES ETC. NES	608	3 311	2 084	517 OTHER ORGANIC CHEMICALS	9 293	1 640	1 018
821 FURNITURE, CUSHIONS, ETC.	11 240	15 594	9 666	522 INORGANIC CHEM. ELEMENTS	216 919	25 470	15 760
831 TRUNK, SUIT-CASES, BAG, ETC	479	1 503	947	523 METAL. SALTS, INORGAN. ACID	592 845	19 379	12 123
841 MENS, BOYS CLOTHNG, X-KNIT	1 284	6 555	3 984	524 OTHER CHEMICAL COMPOUNDS	27 286	3 603	2 244
842 WOMEN, GIRL CLOTHNG, X-KNIT	1 676	13 963	8 608	531 SYNTH. COLOURS, LAKES, ETC.	2 468	838	518
843 MENS, BOYS CLOTHING, KNIT	286	1 398	884	533 PIGMENTS, PAINTS, ETC.	2 196	2 635	1 640
844 WOMEN, GIRLS CLOTHING, KNIT	147	1 045	654	541 MEDICINES, ETC. EXC. GRP542	899	2 749	1 753
845 OTHR. TEXTILE APPAREL, NES	854	7 374	4 876	542 FERTILIZER, EXCEPT GRP272	18 206	377	242
846 CLOTHING ACCESSRS, FABRIC	1 449	4 645	2 943	543 SOAP, CLEANERS, POLISH, ETC	4 153 354	83 528	53 050
848 CLOTHING, NONTXL. HEADGEAR	501	9 805	6 110	571 POLYMERS OF ETHYLENE	187 017	22 289	14 028
851 FOOTWEAR	51 282	213 310	131 465	572 POLYMERS OF STYRENE	9 044	2 090	1 320
871 OPTICAL INSTRUMENTS, NES	429	24 590	15 490	573 POLYMERS, VINYL CHLORIDE	350 381	40 355	24 898
872 MEDICAL INSTRUMENTS NES	27 966	133 085	82 971				
873 METERS, COUNTERS, NES	62	3 835	2 419				
874 MEASURE, CONTROL INSTRMNT	7 786	178 452	110 412				

7 IMPORTS AND EXPORTS (SPECIAL TRADE) BY COUNTRIES OF PRODUCTION AND CONSUMPTION AND BY GROUPS OF THE SITC-REV. III 1990

GROUP DESCRIPTION	DT = 100 KG	1 000 DM	1 000 \$	GROUP DESCRIPTION	DT = 100 KG	1 000 DM	1 000 \$
574 POLYACETAL, POLYCARBONATE	38 729	7 104	4 494	781 PASS. MOTOR VEHCLS. EX. BUS	20 491	10 364	6 329
575 OTH. PLASTIC, PRIMARY FORM	248 982	15 391	9 748	782 GOODS, SPCL. TRANSPORT VEH	9 035	4 227	2 656
579 PLASTIC WASTE, SCRAP ETC	3 931	484	237	783 ROAD MOTOR VEHICLES NES	925	311	205
581 PLASTIC TUBE, PIPE, HOSE	279	166	103	784 PARTS, TRACTORS, MOTOR VEH	29 443	8 682	5 477
582 PLASTIC PLATE, SHEETS, ETC	39 806	7 859	4 904	785 CYCLES, MOTORCYCLES ETC.	7 638	4 065	2 541
591 INSECTICIDES, ETC.	2 396	619	376	786 TRAILERS, SEMI-TRAILER, ETC	161 967	26 019	16 518
592 STARCHES, INULIN, ETC.	156 314	44 450	27 447	791 RAILWAY VEHICLES. EQUIPNT	4 137	769	477
593 EXPLOSIVES, PYROTECHNICS	7 124	1 200	747	792 AIRCRAFT, ASSOCTD. EQUIPNT	83	277	171
598 MISC. CHEMICAL PRODTS. NES	80 811	4 860	3 084	793 SHIP, BOAT, FLOAT, STRUCTRS	134 243	6 298	3 893
611 LEATHER	14 830	9 592	6 045	811 PREFABRICATED BUILDINGS	52 025	7 483	4 717
612 MANUFACT. LEATHER ETC. NES	247	387	252	812 PLUMBING, SANITARY, EQPT. ETC	5 020	1 078	686
613 FURSKINS, TANNED, DRESSED	7 836	1 167	725	813 LIGHTING FIXTURES ETC. NES	31 198	13 935	8 679
621 MATERIALS OF RUBBER	29 035	6 294	3 887	821 FURNITURE, CUSHIONS, ETC.	1 034 098	255 612	160 207
625 RUBBER TYRES, TUBES, ETC.	52 828	8 466	5 241	831 TRUNK, SUIT-CASES, BAG, ETC	21 738	22 388	13 944
629 ARTICLES OF RUBBER, NES	4 656	1 362	864	841 MENS, BOYS CLOTHING, X-KNIT	59 883	290 776	181 860
634 VENEERS, PLYWOOD, ETC.	382 578	22 102	13 758	842 WOMEN, GIRL CLOTHING, XKNIT	49 027	332 523	207 768
635 WOOD MANUFACTURES, NES	2 024 384	102 391	64 861	843 MENS, BOYS CLOTHING, KNIT	4 556	10 507	6 594
641 PAPER AND PAPERBOARD	582 641	39 043	24 394	844 WOMEN, GIRLS CLOTHING, KNIT	5 294	20 067	12 723
642 PAPER, PAPERBOARD, CUT ETC	13 463	2 007	1 280	845 OTHR. TEXTILE APPAREL, NES	16 083	44 133	27 703
651 TEXTILE YARN	9 817	4 003	2 550	846 CLOTHING ACCESSRS, FABRIC	2 615	4 848	3 109
652 COTTON FABRICS, WOVEN	3 802	6 128	3 920	848 CLOTHING, NONXTL; HEADGEAR	3 575	17 643	11 113
653 FABRICS, MAN-MADE FIBRES	2 671	2 898	1 767	851 FOOTWEAR	35 088	80 059	50 079
654 OTH. TEXTILE FABRIC, WOVEN	2 459	3 725	2 265	871 OPTICAL INSTRUMENTS, NES	145	1 010	639
655 KNIT, CROCHET, FABRIC NES	8 523	7 999	5 010	872 MEDICAL INSTRUMENTS NES	493	2 422	1 496
656 TULLE, LACE, EMBROIDRY, ETC	398	729	447	873 METERS, COUNTERS, NES	185	285	180
657 SPECIAL YARN, TXTL. FABRIC	7 860	3 870	2 414	874 MEASURE, CONTROL INSTRMNT	4 879	14 260	8 877
658 TEXTILE ARTICLES NES	24 970	28 756	17 975	881 PHOTOGRAPH APPAR. ETC. NES	74	157	95
659 FLOOR COVERINGS, ETC.	1 005	497	318	882 PHOTO. CINEMATOGPH. SUPPL	6	55	34
661 LIME, CEMENT, CONSTR. MATRL	4 187 896	33 481	21 355	884 OPTICAL GOODS NES	41	648	409
662 CLAY, REFRCT. CONSTR. MATRL	85 001	4 673	2 907	885 WATCHES AND CLOCKS	366	713	445
663 MINERAL MANUFACTURES, NES	129 526	5 085	3 176	891 ARMS AND AMMUNITION	139	108	67
664 GLASS	256 448	16 015	9 936	892 PRINTED MATTER	1 830	2 586	1 609
665 GLASSWARE	869 679	51 027	32 141	893 ARTICLES, NES, OF PLASTICS	29 296	13 422	8 560
666 POTTERY	12 689	3 556	2 243	894 BABY CARRIAGE, TOYS, GAMES	18 726	12 987	8 183
671 PIG IRON, SPIEGELEISN, ETC	218 162	16 652	10 330	895 OFFICE, STATIONERY SUPPLS	815	1 429	896
672 INGOTS ETC. IRON OR STEEL	204 835	15 235	9 397	896 WORKS OF ART, ANTIQUE ETC	334	1 512	946
673 FLAT-ROLLED IRON ETC.	453 185	29 185	17 941	897 GOLD, SILVERWARE, JEWEL NES	33	1 144	717
674 FLAT-ROLLED PLATED IRON	137 916	14 523	9 136	898 MUSICAL INSTRUMENTS, ETC.	3 378	2 722	1 716
675 FLAT-ROLLED, ALLOY STEEL	759	197	127	899 MISC MANUFACTD GOODS NES	40 464	12 706	8 017
676 IRON, STL, BAR, SHAPES ETC.	2 236 329	139 199	85 752	961 GOLD, NONGOLD NONCURRENT	8	777	494
677 RAILWAY TRACK IRON, STEEL				971 GOLD, NONMONTY EXCL. GRES	8	15 490	9 334
678 WIRE OF IRON OR STEEL	88 939	6 586	4 040	972 MONETARY GOLD, GOLD COINS		204	122
679 TUBES, PIPES, ETC. IRON, STL	525 336	54 770	34 222				
681 SILVER, PLATINUM, ETC.	1 413	38 723	23 656	EXPORTS	15 077 944	4 690 683	2 934 040
682 COPPER	1 200 525	505 869	315 561	001 LIVE ANIMALS	20 943	2 887	1 860
683 NICKEL	2 456	3 819	2 385	011 BOVINE MEAT	6 280	1 245	775
684 ALUMINIUM	7 324	3 055	1 910	012 OTHER MEAT, MEAT OFFAL	80 964	15 914	10 412
685 LEAD	61 833	7 164	4 441	016 MEAT, ED. OFFL, DRY, SLT, SMK	1 486	221	137
686 ZINC	17 804	4 089	2 471	017 MEAT, OFFL, PRPD, PRSVD, NES	18 865	5 866	3 785
689 MISC. NON-FERR. BASE METAL	7 862	1 220	778	022 MILK AND CREAM	18 384	3 700	2 387
691 METALLIC STRUCTURES NES	408 843	57 012	35 826	023 BUTTER, OTHER FAT OF MILK	8 155	1 332	891
692 CONTAINERS, STORAGE, TRNSP	34 786	8 126	5 058	024 CHEESE AND CURD	2 623	1 651	1 055
693 WIRE PRODUCTS EXCL. ELECT	50 220	7 035	4 322	025 EGGS, BIRDS, YOLKS, ALBUMIN	17 369	2 948	1 958
694 NAILS, SCREWS, NUTS, ETC.	293 642	32 559	9 266	034 FISH, FRESH, CHILLED, FROZN	23 086	2 871	1 867
695 TOOLS	20 894	14 927	159	035 FISH, DRIED, SALTED, SMOKED	804	191	123
696 CUTLERY	109	253	4 261	036 CRUSTACEANS, MOLLUSCS ETC	4 055	2 827	1 791
697 HOUSEHOLD EQUIPMENT, NES	20 893	6 773	56 628	037 FISH ETC. PREPO, PRSVD, NES	16 138	4 265	2 791
699 MANUFACTS. BASE METAL, NES	611 465	90 230	675	041 WHEAT, MESLIN, UNMILLED	5 676 488	263 723	15 309
711 STEAM GENER. BOILERS, ETC.	6 801	1 524	1 131	042 RICE	1 639	143	84
712 STEAM TURBINES	735	1 762	33 686	043 BARLEY, UNMILLED	549 306	23 337	13 812
713 INTRNL COMBUS PSTN ENGIN	67 689	54 513	3 687	047 OTHER CEREAL MEAL, FLOURS	6 071	116	75
714 ENGINES, MOTORS NON-ELECT	1 066	6 056	9 107	048 CEREAL PREPARATIONS	38 516	14 787	9 632
716 ROTATING ELECTRIC PLANT	22 501	14 610	3 887	054 VEGETABLES	11 065	1 773	1 093
718 OTH. POWR. GENRNG. MACHNRY	481	6 009	3 666	056 VEGETABLES, PRPD, PRSVD, NES	6 907	1 316	845
721 AGRIC. MACHINES, EX. TRACTR	30 226	5 449	2 391	057 FRUIT, NUTS EXCL. OIL NUTS	321 789	45 707	28 535
722 TRACTORS	3 104	8 469	5 164	058 FRUIT, PRESERVED, PREPARED	20 600	5 423	3 455
723 CIVIL ENGINEERING EQUIPT	33 935	8 224	6 474	059 FRUIT, VEGETABLE JUICES	61 103	7 132	4 429
724 TEXTILE, LEATHER MACHINES	27 758	10 340	266	061 SUGARS, MOLASSES, HONEY	27 426	1 047	670
725 PAPER, PULP MILL MACHINES	1 519	418	640	062 SUGAR CONFECTIONERY	18 809	12 020	7 686
726 PRINTING, BOOKBINDING MACHS	570	1 030	2 646	071 COFFEE, COFFEE SUBSTITUTE	42 174	17 345	11 096
727 FOOD-PROCESS. MCH. NON DOM	2 749	4 339	13 307	072 COCOA	11 542	2 678	1 703
728 OTH. MACH. PTS, SPCL INDUST	53 965	21 487	8 953	073 CHOCOLATE, OTH. COCOA PREP	36 001	22 100	14 232
731 METAL REMOVAL WORK TOOLS	16 407	14 369	6 033	074 TEA AND MATE	15 101	8 047	5 158
733 MACH-TOOLS, METAL-WORKING	880	988	6 402	075 SPICES	8 295	3 729	2 355
735 PARTS, NES, FOR MACH-TOOLS	14 710	10 340	897	081 ANIMAL FEED STUFF	269 492	16 234	10 150
737 METALWORKING MACHNRY NES	11 628	1 474	1 202	091 MARGARINE AND SHORTENING	25 409	3 387	2 168
741 HEATING, COOLING EQUIP, PART	6 545	1 921	1 066	098 EDIBLE PROD. PREPRTNS, NES	42 800	23 813	15 341
742 PUMPS FOR LIQUIDS, PARTS	8 258	1 727	7 467	111 NON-ALCOHOL. BEVERAGE, NES	185 962	18 296	11 425
743 PUMPS NES, CENTRIFUGS ETC	54 090	11 914	7 953	112 ALCOHOLIC BEVERAGES	254 119	37 349	22 983
744 MECHANICAL HANDLING EQUIP	58 927	12 707	2 396	122 TOBACCO, MANUFACTURED	11 483	18 149	11 574
745 OTH. NONELEC MCH, TOOL, NES	9 818	3 884	13 636	211 HIDES, SKINS (EX. FURS), RAW	13 107	4 507	2 870
746 BALL OR ROLLER BEARINGS	20 261	22 259	6 768	222 OILSEED (SFT. FIX VEG. OIL)	22 475	3 949	2 517
747 TAPS, COCKS, VALVES, ETC.	12 316	10 797	6 607	231 NATURAL RUBBER, ETC.	565	348	217
748 TRANSMISSIONS SHAFTS ETC	30 573	10 655	3 353	232 SYNTHETIC RUBBER, ETC.	18 744	4 839	3 029
749 NON-ELECT MACH. PARTS, ETC	12 568	5 391	58	246 WOOD IN CHIPS, PARTICLES	9 158	114	73
751 OFFICE MACHINES	105	93	207	247 WOOD ROUGH, ROUGH SQUARED	1 900	97	59
752 AUTOMATC. DATA PROC. EQUIP	95	326	121	248 WOOD, SIMPLY WORKED	16 706	1 646	1 024
759 PARTS, FOR OFFICE MACHINS	56	194	160	251 PULP, AND WASTE PAPER	134 158	2 441	1 489
761 TELEVISION RECEIVERS ETC	292	266	5 217	263 COTTON	44 382	12 066	7 724
762 RADIO-BROADCAST RECEIVER	6 337	8 322	1 801	266 SYNTHETIC FIBRES	4 665	1 696	1 063
763 SOUND RECORDER, PHONOGRPH	1 755	2 832	8 127	267 OTHER MAN-MADE FIBRES	1 755	648	406
764 TELECOMM. EQUIP. PARTS NES	18 821	13 002	3 766	268 WOOL, OTHER ANIMAL HAIR	4 667	5 284	3 414
771 ELECT POWER MACHNRY, PARTS	11 510	6 073	12 181	269 WORN CLOTHING, TEXTL. ARTL	64 119	9 131	5 756
772 ELEC. SWITCH, RELAY, CIRCUIT	12 549	19 429	64 367	273 STONE, SAND AND GRAVEL	40 543	716	442
773 ELECTR DISTRIB. EQPT NES	317 101	102 613	39	274 SULPHUR, UNRSTO. IRON PYRS	46 225	503	339
774 ELECTRO-MEDCL. XRAY EQUIP	147	63	18 339	277 NATURAL ABRASIVES, NES	1 330	240	152
775 DOM. ELEC. NON-ELEC. EQUIPT	46 782	28 921	3 982	278 OTHER CRUDE MINERALS	86 358	2 065	1 306
776 TRANSISTORS, VALVES, ETC.	7 485	6 492	6 612	282 FERROUS WASTE AND SCRAP	10 388	195	120
778 ELECTRIC. MACH. APPART. NES	27 340	10 681					

7 IMPORTS AND EXPORTS (SPECIAL TRADE) BY COUNTRIES OF PRODUCTION AND CONSUMPTION AND BY GROUPS OF THE SITC-REV. III 1990

GROUP DESCRIPTION	DT = 100 KG	1 000 DM	1 000 \$	GROUP DESCRIPTION	DT = 100 KG	1 000 DM	1 000 \$
285 ALUMINIUM ORE, CONCTR. ETC	12 499	1 138	721	712 STEAM TURBINES	1 407	3 611	2 264
287 ORE, CONCENTR. BASE METALS	3 996	164	109	713 INTRNL COMBUS PSTN ENGIN	3 063	10 079	6 198
288 NON-FERROUS WASTE, SCRAP	266 371	4 948	3 007	714 ENGINES, MOTORS NON-ELECT	493	582	381
291 CRUDE ANIMAL MATERIALS, NES	17 862	4 683	3 020	716 ROTATING ELECTRIC PLANT	4 767	9 423	5 896
292 CRUDE VEG. MATERIALS, NES	7 775	6 308	3 999	718 OTH. POWR. GENRTNG. MACHNRY	1 591	4 958	3 057
321 COAL, NOT AGGLOMERATED	11 200	337	204	721 AGRIC. MACHINES, EX. TRACTR	24 447	17 795	11 209
334 PETROLEUM PRODUCTS	1 934 280	111 855	71 742	722 TRACTORS	2 969	1 739	1 099
335 RESIDUAL PETROL. PRODUCTS	35 058	3 556	2 208	723 CIVIL ENGINEERING EQUIPT	13 782	20 699	12 799
342 LIQUEFIED PROPANE, BUTANE	138 359	5 185	3 177	724 TEXTILE, LEATHER MACHINES	21 278	89 118	54 975
344 PETROLEUM GASES, NES	11 667	433	254	725 PAPER, PULP MILL MACHINES	3 061	10 936	6 820
411 ANIMAL OILS AND FATS	18 367	1 795	1 087	726 PRINTNG, BOOKBINDNG MACHS	9 125	23 880	14 860
421 FIXED VEG. FAT, OILS, SOFT	81 790	9 160	5 993	727 FOOD-PROCESS. MCH. NON DOM	11 944	45 546	28 483
422 FIXED VEG. FAT, OILS, OTHER	1 341	223	138	728 OTH. MACH. PTS, SPCL INDUST	81 472	178 808	110 778
431 ANIMAL, VEG. FATS, OILS, NES	44 899	5 290	3 288	731 METAL REMOVAL WORK TOOLS	13 859	72 873	45 240
511 HYDROCARBONS, NES, DERIVTS	120 330	14 686	9 462	733 MACH-TOOLS, METAL-WORKING	32 591	76 919	48 357
512 ALCOHOL, PHENOL, ETC. DERIV	73 612	14 843	9 224	735 PARTS, NES, FOR MACH-TOOLS	2 800	13 419	8 291
513 CARBOXYLIC ACIDS, DERIVTS	30 894	9 770	6 202	737 METALWORKING MACHNRY NES	7 962	23 276	14 444
514 NITROGEN-FUNCT. COMPOUNDS	10 188	9 720	6 087	741 HEATING, COOLING EQUIP, PART	6 643	34 411	21 499
515 ORGANO-INORGANIC COMPNDS	15 076	16 383	10 335	742 PUMPS FOR LIQUIDS, PARTS	16 084	56 386	35 057
516 OTHER ORGANIC CHEMICALS	50 617	10 755	6 753	743 PUMPS NES, CENTRIFUGS ETC	16 381	39 690	24 919
522 INORGANIC CHEM. ELEMENTS	54 976	9 955	6 091	744 MECHANICAL HANDLING EQUIP	16 890	81 681	51 334
523 METAL, SALTS, INORGAN. ACID	29 963	5 094	3 212	745 OTH. NONELEC MCH, TOOL, NES	10 035	27 866	17 302
524 OTHER CHEMICAL COMPOUNDS	5 394	1 966	1 209	746 BALL OR ROLLER BEARINGS	10 194	29 113	18 178
525 RADIO-ACTIVE MATERIALS	5	409	256	747 TAPS, COCKS, VALVES, ETC.	19 568	19 261	11 887
531 SYNTH. COLOURS, LAKES, ETC.	6 042	13 693	8 527	748 TRANSMISSIONS SHAFTS ETC	8 385	25 134	15 559
532 DYEING, TANNING MATERIALS	5 403	2 317	1 425	749 NON-ELECT MACH. PARTS, ETC	2 736	18 181	11 400
533 PIGMENTS, PAINTS, ETC.	66 303	41 651	26 242	751 OFFICE MACHINES	6 477	61 534	38 588
541 MEDICINES, ETC. EXC. GRP542	4 331	29 401	18 215	752 AUTOMATC. DATA PROC. EQUIP	1 822	13 807	8 668
542 MEDICAMENTS	72 391	87 559	55 597	753 PARTS, FOR OFFICE MACHINS	21 069	78 121	49 979
551 ESSNTL. OIL, PERFUME, FLAVR	2 377	6 384	3 959	761 TELEVISION RECEIVERS ETC	1 993	6 657	4 143
553 PERFUMERY, COSMETICS, ETC.	57 929	38 825	24 801	762 RADIO-BROADCAST RECEIVER	1 007	8 213	5 077
554 SOAP, CLEANERS, POLISH, ETC	94 233	22 137	14 040	763 SOUND RECORDER, PHONOGRPH	8 163	49 846	31 478
562 FERTILIZER, EXCEPT GRP272	2 783	403	255	764 TELECOMM. EQUIP. PARTS NES	955	4 553	2 805
571 POLYMERS OF ETHYLENE	12 510	3 092	1 995	771 ELECT POWER MACHNY. PARTS	4 116	35 099	21 827
572 POLYMERS OF STYRENE	18 238	5 174	3 219	772 ELEC. SWITCH, RELAY, CIRCUT	10 407	12 863	7 964
573 POLYMERS, VINYL CHLORIDE	42 447	11 022	6 965	773 ELECTR DISTRIB. EQPT NES	595	18 754	11 791
574 POLYACETAL, POLYCARBONATE	16 647	9 266	5 774	774 ELECTRO-MEDCL. XRAY EQUIP	9 454	18 373	11 515
575 OTH. PLASTIC, PRIMARY FORM	70 226	34 206	21 399	775 DOM. ELEC. NON-ELEC. EQUIPT	761	14 769	9 201
579 PLASTIC WASTE, SCRAP ETC	12 300	787	487	776 TRANSISTORS, VALVES, ETC.	35 903	93 667	58 512
581 PLASTIC TUBE, PIPE, HOSE	1 620	1 913	1 204	778 ELECTRIC. MACH. APPART. NES	99 675	146 373	92 793
582 PLASTIC PLATE, SHEETS, ETC	31 511	26 328	16 691	781 PASS. MOTOR VEHCLS. EX. BUS	64 605	37 234	23 339
583 MONOFILAMENT OF PLASTICS	8 843	5 736	3 658	782 GOODS, SPCL TRANSPORT VEH	30 805	26 436	16 878
591 INSECTICIDES, ETC.	26 144	23 874	14 354	783 ROAD MOTOR VEHICLES NES	30 287	58 953	36 907
592 STARCHES, INULIN, ETC.	22 602	6 157	3 874	784 PARTS, TRACTORS, MOTOR VEH	301	753	470
593 EXPLOSIVES, PYROTECHNICS	577	839	555	785 CYCLES, MOTORCYCLES ETC.	42 593	22 991	14 586
597 PREPRD ADDITIVES, LIQUIDS	23 920	9 290	5 763	786 TRAILERS, SEMI-TRAILR, ETC	5 363	4 163	2 618
598 MISC. CHEMICAL PRODS. NES	152 246	37 366	23 290	791 RAILWAY VEHICLES. EQUIPNT	62	462	278
600 CPL IND PLANT CHAP 69-76	3 911	1 196	763	792 AIRCRAFT, ASSOCTD. EQUIPNT	4 413	5 119	3 364
611 LEATHER	10 304	38 324	23 764	793 SHIP, BOAT, FLOAT. STRUCTRS	2 032	737	460
612 MANUFACT. LEATHER ETC. NES	163	661	414	811 PREFABRICATED BUILDINGS	4 157	2 841	1 781
613 FURSKINS, TANNED, DRESSED	1 757	1 918	1 812	812 PLUMBNG, SANITRY, EQPT. ETC	1 538	4 147	2 642
621 MATERIALS OF RUBBER	4 999	4 651	2 910	813 LIGHTNG FIXTURES ETC. NES	27 690	22 955	14 560
625 RUBBER TYRES, TUBES, ETC.	15 980	6 578	4 104	821 FURNITURE, CUSHIONS, ETC.	2 376	4 333	2 759
629 ARTICLES OF RUBBER, NES	3 621	7 662	4 819	831 TRUNK, SUIT-CASES, BAG, ETC	4 616	13 083	8 260
634 VENEERS, PLYWOOD, ETC.	9 089	1 448	918	841 MENS, BOYS CLOTHNG, X-KNIT	3 342	17 766	11 097
635 WOOD MANUFACTURES, NES	10 364	2 145	1 375	842 WOMEN, GIRL CLOTHNG, XKNIT	715	2 641	1 709
641 PAPER AND PAPERBOARD	124 227	41 165	26 044	843 MENS, BOYS CLOTHNG, KNIT	982	2 814	1 735
642 PAPER, PAPERBOARD, CUT ETC	50 634	21 543	13 664	844 WOMEN, GIRLS CLOTHNG, KNIT	3 761	12 735	8 114
651 TEXTILE YARN	18 665	32 943	20 464	845 OTHR. TEXTILE APPAREL NES	3 600	16 835	10 552
652 COTTON FABRICS, WOVEN	49 615	122 459	76 481	846 CLOTHING ACCESSRS, FABRIC	2 936	7 811	4 946
653 FABRICS, MAN-MADE FIBRES	61 508	222 043	139 874	848 CLOTHNG, NONTXLT; HEADGEAR	24 547	40 566	25 320
654 OTH. TEXTILE FABRIC, WOVEN	17 334	73 736	45 930	851 FOOTWEAR	7 218	5 198	3 312
655 KNIT, CROCHET, FABRIC NES	18 677	45 936	28 939	871 OPTICAL INSTRUMENTS, NES	7 214	33 801	21 136
656 TULLE, LACE, EMBROIDRY, ETC	2 284	11 427	7 141	872 MEDICAL INSTRUMENTS NES	760	5 977	3 722
657 SPECIAL YARN, TXLT. FABRIC	27 690	50 419	31 466	873 METERS, COUNTERS, NES	3 410	72 473	45 333
658 TEXTILE ARTICLES NES	4 920	7 978	5 023	874 MEASURE, CONTROL INSTRMNT	682	5 636	3 622
659 FLOOR COVERINGS, ETC.	13 317	10 120	6 346	881 PHOTOGRAPH APPAR. ETC. NES	4 306	6 384	4 012
661 LIME, CEMENT, CONSTR. MATRL	28 717	459	295	882 PHOTO. CINEMATOGPH. SUPPL	1	90	55
662 CLAY, REFRACT. CONSTR. MATRL	115 578	11 832	7 416	883 CINE. FILM EXPOSD. DEVELPD	72	2 875	1 830
663 MINERAL MANUFACTURES, NES	15 542	14 820	9 164	884 OPTICAL GOODS NES	359	3 627	2 283
664 GLASS	6 228	4 144	2 602	885 WATCHES AND CLOCKS	829	7 681	4 829
665 GLASSWARE	32 298	13 847	8 826	891 ARMS AND AMMUNITION	32 554	25 094	15 822
666 POTTERY	415	290	186	892 PRINTED MATTER	61 276	48 308	30 567
667 PEARLS, PRECIOUS STONES	*	*	*	893 ARTICLES, NES, OF PLASTICS	16 000	29 697	19 281
671 PIG IRON, SPIEGELEISN, ETC	8 442	1 827	1 133	894 BABY CARRIAGE, TOYS, GAMES	3 066	11 103	7 144
672 INGOTS ETC. IRON OR STEEL	12 563	836	516	895 OFFICE, STATIONERY SUPPLS	305	13 169	8 560
673 FLAT-ROLLED IRON ETC.	593 984	56 911	34 814	896 WORKS OF ART, ANTIQUE ETC	93	4 771	3 032
674 FLAT-ROLLED PLATED IRON	38 687	6 452	3 958	897 GOLD, SILVERWARE, JEWEL NES	20 247	43 538	27 292
675 FLAT-ROLLED, ALLOY STEEL	70 445	26 272	16 149	898 MUSICAL INSTRUMENTS, ETC.	9 367	41 427	26 052
676 IRON, STL, BAR, SHAPES ETC.	212 162	34 670	21 291	899 MISC MANUFACTRD GOODS NES	1 728	1 358	853
678 WIRE OF IRON OR STEEL	38 397	8 919	5 553	941 COMPL IND PLANT CHAPT 99	2	415	257
679 TUBES, PIPES, ETC. IRON, STL	103 123	32 826	20 477	971 GOLD, NONMONTRY EXCL ORES			
681 SILVER, PLATINUM, ETC.	35	1 043	519				
682 COPPER	7 931	8 639	5 344	CZECHOSLOVA			
683 NICKEL	172	1 134	690				
684 ALUMINIUM	8 512	6 463	4 045	IMPORTS	58 477 162	2 703 482	1 682 815
685 LEAD	188	62	46				
687 TIN	46	69	41	001 LIVE ANIMALS	21 184	8 785	5 438
689 MISC. NON-FERR. BASE METAL	78	486	295	011 BOVINE MEAT	29 917	25 052	15 710
691 METALLIC STRUCTURES NES	18 641	11 312	7 150	012 OTHER MEAT, MEAT OFFAL	102 724	49 158	30 720
692 CONTAINERS, STORAGE, TRNSP	11 147	4 328	2 724	017 MEAT, OFFL, PRPD, PRSVD, NES	17 193	6 810	4 335
693 WIRE PRODUCTS EXCL. ELECT	13 444	6 102	3 778	022 MILK AND CREAM	48 325	841	519
694 NAILS, SCREWS, NUTS, ETC.	11 381	4 632	2 831	023 BUTTER, OTHER FAT OF MILK	420	102	62
695 TOOLS	4 380	20 988	13 007	024 CHEESE AND CURD	7 482	1 768	1 093
696 CUTLERY	634	1 991	1 237	025 EGGS, BIRDS, YOLKS, ALBUMIN	18 616	1 737	1 061
697 HOUSEHOLD EQUIPMENT, NES	5 965	3 592	2 264	034 FISH, FRESH, CHILLED, FROZN	12 164	6 224	3 927
699 MANUFACTS. BASE METAL, NES	54 462	34 593	21 681	045 OTHER CEREALS, UNMILLED	3 025	118	75
700 CPL IND PLANT (84/85/87)	5 518	20 083	12 244	048 CEREAL PREPARATIONS	112 299	5 495	3 363
711 STEAM GENER. BOILERS, ETC.	3 126	3 979	2 504	054 VEGETABLES	355 688	43 918	27 362

7 IMPORTS AND EXPORTS (SPECIAL TRADE) BY COUNTRIES OF PRODUCTION AND CONSUMPTION AND BY GROUPS OF THE SITC-REV. III 1990

GROUP DESCRIPTION	DT = 100 KG	1 000 DM	1 000 \$	GROUP DESCRIPTION	DT = 100 KG	1 000 DM	1 000 \$
056 VEGETABLES, PRPD, PRSVD, NES	43 112	5 430	3 367	666 POTTERY	7 086	3 113	1 934
057 FRUIT, NUTS EXCL. OIL NUTS	144 161	6 502	4 056	671 PIG IRON, SPIEGELEISN, ETC	136 471	12 332	7 574
058 FRUIT, PRESERVED, PREPARED	106 756	10 629	6 650	672 INGOTS ETC. IRON OR STEEL	54 387	2 528	1 543
059 FRUIT, VEGETABLE JUICES	50 753	6 086	3 840	673 FLAT-ROLLED IRON ETC.	1 679 555	115 793	71 221
061 SUGARS, MOLASSES, HONEY	89 710	10 308	6 471	674 FLAT-ROLLED PLATED IRON	107 684	11 317	7 022
062 SUGAR CONFECTIONERY	6 063	1 806	1 119	675 FLAT-ROLLED, ALLOY STEEL	2 295	488	303
073 CHOCOLATE, OTH. COCOA PREP	4 955	2 793	1 762	676 IRON, STL. BAR, SHAPES ETC.	1 618 940	110 031	67 817
075 SPICES	1 726	256	160	677 RAILWAY TRACK IRON, STEEL	28 368	1 428	885
081 ANIMAL FEED STUFF	340 061	8 390	5 158	678 WIRE OF IRON OR STEEL	539 379	33 861	20 916
098 EDIBLE PROD. PREPRTNS, NES	2 065	354	224	679 TUBES, PIPES, ETC. IRON, STL	395 477	32 176	19 934
112 ALCOHOLIC BEVERAGES	251 648	20 134	-12 724	681 SILVER, PLATINUM, ETC.	7	2 769	1 672
211 HIDES, SKINS (EX. FURS), RAW	1 136	74	47	682 COPPER	4 457	2 124	1 287
212 FURSKINS, RAW	72	1 055	622	684 ALUMINIUM	31 782	8 151	5 039
222 OILSEED (SFT. FIX VEG. OIL)	52 182	2 060	1 250	685 LEAD	10 295	1 499	900
223 OILSEED (OTH. FIX VEG. OIL)	11 295	1 998	1 280	689 MISC. NON-FERR. BASE METAL	438	223	138
232 SYNTHETIC RUBBER, ETC.	146 755	9 809	6 016	691 METALLIC STRUCTURES NES	91 252	16 170	10 250
245 FUEL WOOD, WOOD CHARCOAL	50 499	2 832	1 754	692 CONTAINERS, STORAGE, TRNSP	25 541	5 244	3 311
246 WOOD IN CHIPS, PARTICLES	628 947	2 617	1 622	693 WIRE PRODUCTS EXCL. ELECT	12 804	1 669	1 035
247 WOOD ROUGH, ROUGH SQUARED	1 041 624	13 101	8 226	694 NAILS, SCREWS, NUTS, ETC.	65 718	7 210	4 489
248 WOOD, SIMPLY WORKED	2 263 633	92 315	57 179	695 TOOLS	7 315	6 479	4 029
251 PULP AND WASTE PAPER	284 578	33 117	20 400	696 CUTLERY	80	297	181
263 COTTON	14 306	691	432	697 HOUSEHOLD EQUIPMENT, NES	22 680	6 821	4 285
266 SYNTHETIC FIBRES	34 625	5 038	3 198	699 MANUFACTS. BASE METAL, NES	125 233	19 205	12 076
267 OTHER MAN-MADE FIBRES	4 536	598	366	711 STEAM GENER. BOILERS, ETC.	2 633	1 683	1 075
269 WORN CLOTHING, TEXTL. ARTL	7 410	355	222	713 INTRNL COMBUS PSTN ENGIN	1 415	2 845	1 744
273 STONE, SAND AND GRAVEL	1 205 667	2 620	1 644	714 ENGINES, MOTORS NON-ELECT	60 091	24 194	15 034
274 SULPHUR, UNRSTD. IRON PYRS	18 470	361	240	716 ROTATING ELECTRIC PLANT	591	382	243
278 OTHER CRUDE MINERALS	2 772 718	52 097	32 521	718 OTH. POWR. GENRTNG. MACHNRY	16 741	5 358	3 363
282 FERROUS WASTE AND SCRAP	69 501	4 602	2 893	721 AGRIC. MACHINES, EX. TRACTR	16 272	7 482	4 598
287 ORE, CONCENTR. BASE METALS	106 561	5 896	3 679	722 TRACTORS	51 617	17 137	10 828
288 NON-FERROUS WASTE, SCRAP	123 573	8 504	5 301	723 CIVIL ENGINEERING EQUIPT	2 387	2 317	1 434
289 PREC. METAL ORES, CONCTRTS	918	4 476	2 795	724 TEXTILE, LEATHER MACHINES	532	483	297
291 CRUDE ANIMAL MATERLS, NES	77 785	8 630	5 378	725 PAPER, PULP MILL MACHINES	1 661	2 196	1 383
292 CRUDE VEG. MATERIALS, NES	20 623	4 488	2 755	726 PRINTNG, BOOKBINDNG MACHS	280	320	191
321 COAL, NOT AGGLOMERATED	2 754 802	27 752	17 717	727 FOOD-PROCESS. MCH. NON DOM	32 223	13 691	8 523
322 BRIQUETTES, LIGNITE, PEAT	20 671 319	92 023	57 467	728 OTH. MACH, PTS, SPLC INDUST	27 864	21 758	13 620
325 COKE, SEMI-COKE, RET. CARBN	1 480 514	24 579	15 339	731 METAL REMOVAL WORK TOOLS	14 154	7 477	4 680
334 PETROLEUM PRODUCTS	4 779 790	114 491	68 968	733 MACH-TOOLS, METAL-WORKING	19 718	10 368	6 518
335 RESIDUAL PETROL. PRODUCTS	560 210	21 275	13 218	735 PARTS, NES, FOR MACH-TOOLS	4 691	3 313	2 074
342 LIQUEFIED PROPANE, BUTANE	254 248	7 478	4 670	737 METALWORKING MACHNRY NES	6 590	3 417	2 105
344 PETROLEUM GASES, NES	160 772	5 486	3 430	741 HEATING, COOLING EQUIP, PART	4 773	2 902	1 805
411 ANIMAL OILS AND FATS	28 047	1 129	679	742 PUMPS FOR LIQUIDS, PARTS	3 090	2 616	1 642
421 FIXED VEG. FAT, OILS, SOFT	11 615	905	535	743 PUMPS NES, CENTRIFUGS ETC	33 894	14 538	9 164
431 ANIMAL, VEG. FATS, OILS, NES	94 780	4 057	2 539	744 MECHANICAL HANDLING EQUIP	5 620	2 529	1 575
511 HYDROCARBONS, NES, DERIVTS	532 000	40 704	25 142	745 OTH. NONELEC. MCH. TOOL, NES	10 238	12 243	7 466
512 ALCOHOL, PHENOL, ETC. DERIV	75 812	11 440	7 048	746 BALL OR ROLLER BEARINGS	26 848	10 693	6 646
513 CARBOXYLIC ACIDS, DERIVTS	74 548	13 107	8 201	747 TAPS, COCKS, VALVES, ETC.	15 779	5 555	3 434
514 NITROGEN-FUNCT. COMPOUNDS	40 428	14 918	9 301	748 TRANSMISSIONS SHAFTS ETC	3 659	2 783	1 708
515 ORGANO-INORGANIC COMPNDS	4 969	3 042	1 896	749 NON-ELECT MACH. PARTS, ETC	431	296	186
516 OTHER ORGANIC CHEMICALS	23 692	4 135	2 611	751 OFFICE MACHINES	23	540	340
522 INORGANIC CHEM. ELEMENTS	142 391	13 469	8 351	752 AUTOMATC. DATA PRDC. EQUIP	692	1 474	936
523 METAL. SALTS, INORGAN. ACID	92 763	6 507	4 034	759 PARTS, FOR OFFICE MACHINS	701	400	266
524 OTHER CHEMICAL COMPOUNDS	9 529	1 731	1 088	761 TELEVISION RECEIVERS ETC	389	359	232
525 RADIO-ACTIVE MATERIALS	63	297	179	763 SOUND RECORDER, PHONOGRPH	8 829	5 273	3 276
531 SYNTH. COLOURS, LAKES, ETC.	2 141	5 367	3 306	764 TELECOMM. EQUIP. PARTS NES	754	1 062	687
532 DYEING, TANNING MATERIALS	1 199	180	117	771 ELECT POWER MACHNY. PARTS	902	2 727	1 743
533 PIGMENTS, PAINTS, ETC.	16 556	2 207	1 361	772 ELEC. SWITCH. RELAY. CIRCUIT	30 834	9 223	5 818
541 MEDICINES, ETC. EXC. GRP542	1 487	21 781	13 621	773 ELECTR. DISTRIB. EQPT NES	20	517	317
542 MEDICAMENTS	51	55	36	774 ELECTRO-MEDCL. XRAY EQUIP	7 887	5 710	3 644
551 ESSNTL. OIL, PERFUME, FLAVR	81	70	43	775 DOM. ELEC. NON-ELEC. EQUIPT	9 032	7 266	4 536
553 PERFUMERY, COSMETICS, ETC.	14 474	1 190	741	776 TRANSISTORS, VALVES, ETC.	3 363	5 822	3 650
554 SOAP, CLEANERS, POLISH, ETC	833 045	14 146	9 004	778 ELECTRIC. MACH. APPART. NES	83 146	57 036	36 908
562 FERTILIZER, EXCEPT GRP272	223 579	28 375	17 765	781 PASS. MOTOR VEHCLS. EX. BUS	16 278	7 950	5 000
571 POLYMERS OF ETHYLENE	36 440	5 892	3 699	782 GOODS, SPLC TRANSPORT VEH	1 042	440	285
572 POLYMERS OF STYRENE	380 200	43 090	27 010	783 ROAD MOTOR VEHICLES NES	15 249	9 764	6 172
573 POLYMERS, VINYL CHLORIDE	3 746	1 251	768	784 PARTS, TRACTORS, MOTOR VEH	8 987	5 234	3 230
574 POLYACETAL, POLYCARBONATE	346 669	14 725	9 243	785 CYCLES, MOTORCYCLES ETC.	85 820	14 802	9 230
575 OTH. PLASTIC, PRIMARY FORM	62 666	3 530	2 172	786 TRAILERS, SEMI-TRAILER, ETC	23 643	4 440	2 780
579 PLASTIC WASTE, SCRAP ETC	237	64	38	791 RAILWAY VEHICLES. EQUIPNT	629	467	301
581 PLASTIC TUBE, PIPE, HOSE	82 262	17 512	10 897	792 AIRCRAFT, ASSOCTD. EQUIPNT	7 178	958	584
582 PLASTIC PLATE, SHEETS, ETC	115	159	98	793 SHIP, BOAT, FLOAT. STRUCTRS	21 792	3 207	2 056
583 MONOFILAMENT OF PLASTICS	1 483	516	323	811 PREFABRICATED BUILDINGS	22 279	2 601	1 612
591 INSECTICIDES, ETC.	81 435	6 719	4 063	812 PLUMBNG, SANITRY, EQPT. ETC	6 169	3 209	1 987
592 STARCHES, INULIN, ETC.	4 668	757	461	813 LIGHTNG FIXTURES ETC. NES	298 601	77 475	48 292
593 EXPLOSIVES, PYROTECHNICS	43 757	14 927	9 247	821 FURNITURE, CUSHIONS, ETC.	11 770	20 172	12 525
598 MISC. CHEMICAL PRODTS. NES	199	329	209	831 TRUNK, SUIT-CASES, BAG, ETC	27 961	86 869	54 239
611 LEATHER	22	195	117	841 MENS, BOYS CLOTHING, X-KNIT	7 309	37 059	23 130
613 FURSKINS, TANNED, DRESSED	16 869	3 789	2 351	842 WOMEN, GIRL CLOTHING, XKNIT	2 129	4 197	2 612
621 MATERIALS OF RUBBER	42 510	12 226	7 615	843 MENS, BOYS CLOTHING, KNIT	7 069	19 431	12 131
625 RUBBER TYRES, TUBES, ETC.	17 254	4 917	3 087	844 WOMEN, GIRLS CLOTHNG. KNIT	9 204	24 891	15 470
629 ARTICLES OF RUBBER, NES	522 702	21 569	13 410	845 OTHR. TEXTILE APPAREL, NES	3 554	7 825	4 860
634 VENEERS, PLYWOOD, ETC.	1 027 915	44 440	27 739	846 CLOTHING ACCESSRS, FABRIC	1 957	7 331	4 596
635 WOOD MANUFACTURES, NES	697 966	58 756	36 579	848 CLOTHING, NONXTL; HEADGEAR	16 832	22 765	14 319
641 PAPER AND PAPERBOARD	24 619	4 412	2 736	851 FOOTWEAR	17	250	153
642 PAPER, PAPERBOARD, CUT ETC	135 433	41 746	25 873	871 OPTICAL INSTRUMENTS, NES	1 328	2 098	1 308
651 TEXTILE YARN	34 798	38 728	23 973	872 MEDICAL INSTRUMENTS NES	56	168	106
652 COTTON FABRICS, WOVEN	16 988	26 670	16 592	873 METERS, COUNTERS, NES	1 846	4 882	3 039
653 FABRICS, MAN-MADE FIBRES	14 786	10 534	6 506	874 MEASURE, CONTROL INSTRMNT	890	845	518
654 OTH. TEXTILE FABRIC, WOVEN	15 971	9 454	5 878	881 PHOTOGRAPH APPAR. ETC. NES	93	56	33
655 KNIT, CROCHET, FABRIC NES	24 352	7 587	4 696	883 CINE. FILM EXPOSD. DEVELOPD	1 536	1 903	1 186
656 TULLE, LACE, EMBROIDRY, ETC	36 579	38 369	23 777	884 OPTICAL GOODS NES	4 058	6 155	3 804
657 SPECIAL YARN, TXTL. FABRIC	8 074	5 736	3 605	885 WATCHES AND CLOCKS	63 664	20 164	12 531
658 TEXTILE ARTICLES NES	3 351 829	38 299	24 106	891 ARMS AND AMMUNITION	42 718	8 707	5 508
659 FLOOR COVERINGS, ETC.	82 940	5 721	3 562	892 PRINTED MATTER	11 538	8 342	5 233
661 LIME, CEMENT, CONSTR. MATRL	364 534	9 182	5 723	893 ARTICLES, NES, OF PLASTICS	1 305	916	573
662 CLAY, REFRCT. CONSTR. MATRL	547 173	41 458	25 838	894 BABY CARRIAGE, TOYS, GAMES	477	2 312	1 425
663 MINERAL MANUFACTURES, NES	439 705	46 692	29 220	895 OFFICE, STATIONERY SUPPLS	562	6 855	4 239
664 GLASS				896 WORKS OF ART, ANTIQUE ETC			
665 GLASSWARE				897 GOLD, SILVERWARE, JEJNL NES			

7 IMPORTS AND EXPORTS (SPECIAL TRADE) BY COUNTRIES OF PRODUCTION AND CONSUMPTION AND BY GROUPS OF THE SITC-REV. III 1990

GROUP DESCRIPTION	DT = 100 KG	1 000 DM	1 000 \$	GROUP DESCRIPTION	DT = 100 KG	1 000 DM	1 000 \$
898 MUSICAL INSTRUMENTS, ETC.	3 379	7 598	4 792	633 CORK MANUFACTURES	3 032	2 420	1 610
899 MISC MANUFACTURED GOODS NES	20 169	6 684	4 134	634 VENEERS, PLYWOOD, ETC.	8 784	2 280	1 400
971 GOLD, NONMONETARY EXCL ORES	456	5 342	3 382	635 WOOD MANUFACTURES, NES	4 448	1 514	986
EXPORTS	4 620 381	3 080 065	1 927 927	641 PAPER AND PAPERBOARD	124 641	22 293	13 824
001 LIVE ANIMALS	3 220	3 068	1 880	642 PAPER, PAPERBOARD, CUT ETC	19 411	9 706	6 041
012 OTHER MEAT, MEAT OFFAL	118	53	35	651 TEXTILE YARN	27 336	28 059	17 399
017 MEAT, OFFAL, PRPD, PRSD, NES	530	656	410	652 COTTON FABRICS, WOVEN	13 108	23 199	14 515
022 MILK AND CREAM	249	106	70	653 FABRICS, MAN-MADE FIBRES	12 188	33 427	20 958
024 CHEESE AND CURD	2 044	1 039	656	654 OTH. TEXTILE FABRIC, WOVEN	2 642	10 805	6 600
034 FISH, FRESH, CHILLED, FROZEN	36 260	5 215	3 212	655 KNIT, CROCHET, FABRIC NES	2 133	7 592	4 759
037 FISH ETC. PRPD, PRSD, NES	4 008	2 491	1 513	656 TULLE, LACE, EMBROIDRY, ETC	646	3 047	1 906
044 MAIZE UNMILLED	85 518	2 209	1 313	657 SPECIAL YARN, TXTL. FABRIC	7 370	15 528	9 603
045 OTHER CEREALS, UNMILLED	2 072	1 170	747	658 TEXTILE ARTICLES NES	940	1 389	879
048 CEREAL PREPARATIONS	8 987	6 130	3 844	659 FLOOR COVERINGS, ETC.	511	637	383
054 VEGETABLES	31 966	2 391	1 505	661 LIME, CEMENT, CONSTR. MATRL	4 230	407	255
057 FRUIT, NUTS EXCL. OIL NUTS	10 723	2 768	1 807	662 CLAY, REFRCT. CONSTR. MATRL	44 728	11 096	6 994
058 FRUIT, PRESERVED, PREPARED	1 350	825	1 505	663 MINERAL MANUFACTURES, NES	14 071	21 227	13 291
059 FRUIT, VEGETABLE JUICES	266	56	35	664 GLASS	6 356	2 373	1 490
061 SUGARS, MOLASSES, HONEY	271 234	18 329	11 155	665 GLASSWARE	6 341	2 226	1 411
062 SUGAR CONFECTIONERY	1 786	1 426	892	666 POTTERY	194	126	76
071 COFFEE, COFFEE SUBSTITUTE	6 947	6 314	3 916	667 PEARLS, PRECIOUS STONES	6 857	2 929	1 820
072 COCOA	2 786	496	318	671 PIG IRON, SPIEGELEISN, ETC	871	257	159
073 CHOCOLATE, OTH. COCOA PREP	4 746	4 386	2 772	672 INGOTS ETC. IRON OR STEEL	116 129	15 849	9 989
075 SPICES	934	415	275	673 FLAT-ROLLED IRON ETC.	38 574	5 521	3 391
081 ANIMAL FEED STUFF	472 386	31 808	19 592	674 FLAT-ROLLED PLATED IRON	3 132	2 363	1 467
091 MARGARINE AND SHORTENING	1 018	180	121	675 FLAT-ROLLED, ALLOY STEEL	39 401	5 010	3 155
098 EDIBLE PROD. PREPRTNS, NES	5 336	3 508	2 206	676 IRON, STL, BAR, SHAPES ETC.	8 194	4 792	2 952
111 NON-ALCOHOL. BEVERAGE, NES	1 015	154	98	678 WIRE OF IRON OR STEEL	127 569	25 115	15 760
112 ALCOHOLIC BEVERAGES	5 330	1 018	656	679 TUBES, PIPES, ETC. IRON, STL	81	9 507	5 968
122 TOBACCO, MANUFACTURED	1 593	3 631	2 229	681 SILVER, PLATINUM, ETC.	21 611	14 984	9 305
211 HIDES, SKINS (EX. FURS), RAW	20 744	9 480	5 692	682 COPPER	543	1 783	1 109
222 OILSEED (SFT. FIX VEG. OIL)	1 236	140	86	683 NICKEL	2 367	3 368	2 080
232 SYNTHETIC RUBBER, ETC.	81 097	21 620	13 324	684 ALUMINIUM	15 425	2 476	1 481
244 CORK, NATURAL, RAW; WASTE	97	131	87	685 LEAD	7 405	2 015	1 335
247 WOOD ROUGH, ROUGH SQUARED	115 886	8 619	5 373	686 ZINC	347	1 918	1 190
248 WOOD, SIMPLY WORKED	8 780	1 377	87	689 MISC. NON-FERR. BASE METAL	15 425	13 458	8 461
251 PULP AND WASTE PAPER	12 687	1 843	1 070	691 METALLIC STRUCTURES NES	4 268	3 283	2 045
263 COTTON	12 900	4 784	3 025	692 CONTAINERS, STORAGE, TRNSP	3 215	1 954	1 206
266 SYNTHETIC FIBRES	13 681	5 229	3 269	693 WIRE PRODUCTS EXCL. ELECT	2 344	2 179	1 357
267 OTHER MAN-MADE FIBRES	7 619	4 446	2 767	694 NAILS, SCREWS, NUTS, ETC.	3 782	36 110	22 606
268 WOOL, OTHER ANIMAL HAIR	2 738	1 753	1 089	695 TOOLS	138	999	643
273 STONE, SAND AND GRAVEL	19 975	278	171	696 CUTLERY	312	809	509
274 SULPHUR, UNRSTD. IRON PYRS	1 900	666	408	697 HOUSEHOLD EQUIPMENT, NES	19 432	22 828	14 147
277 NATURAL ABRASIVES, NES	19	157	96	699 MANUFACT. BASE METAL, NES	14 538	53 027	34 136
278 OTHER CRUDE MINERALS	73 660	6 896	4 265	700 CPL IND PLANT (84/85/87)	4 674	9 843	6 305
282 FERROUS WASTE AND SCRAP	53 969	618	379	711 STEAM GENER. BOILERS, ETC.	3 183	25 961	16 221
285 ALUMINIUM ORE, CONCTR. ETC	5 417	1 095	681	713 INTRNL COMBUS PSTN ENGIN	13	68	43
287 ORE, CONCENTR. BASE METALS	12 363	2 265	1 412	714 ENGINES, MOTORS NON-ELECT	2 825	12 974	8 044
288 NON-FERROUS WASTE, SCRAP	5 108	680	432	716 ROTATING ELECTRIC PLANT	690	3 120	1 957
291 CRUDE ANIMAL MATERIALS, NES	1 858	1 025	653	718 OTH. POWR. GENRTRNG. MACHNRY	14 921	29 042	18 173
292 CRUDE VEG. MATERIALS, NES	4 320	4 476	2 747	721 AGRIC. MACHINES, EX. TRACTR	573	913	584
334 PETROLEUM PRODUCTS	501 312	26 587	16 502	722 TRACTORS	43 679	48 488	30 373
335 RESIDUAL PETROL. PRODUCTS	73 796	5 709	5 534	723 CIVIL ENGINEERING EQUIPT	20 361	117 103	72 812
411 ANIMAL OILS AND FATS	2 497	387	235	724 TEXTILE, LEATHER MACHINES	5 089	24 727	15 468
421 FIXED VEG. FAT, OILS, SOFT	4 718	436	284	725 PAPER, PULP MILL MACHINES	2 361	16 220	10 081
422 FIXED VEG. FAT, OILS, OTHER	9 638	1 511	905	726 PRINTNG, BOOKBINDNG MACHS	2 434	19 647	12 145
431 ANIMAL, VEG. FATS, OILS, NES	18 844	2 822	1 795	727 FOOD-PROCESS. MCH. NON DOM	58 866	217 194	136 034
511 HYDROCARBONS, NES, DERIVTS	33 539	6 161	3 849	728 OTH. MACH, PTS, SPLCL INDUST	9 276	66 786	42 328
512 ALCOHOL, PHENOL, ETC. DERIV	106 080	22 163	13 659	731 METAL REMOVAL WORK TOOLS	8 587	36 724	23 382
513 CARBOXYLIC ACIDS, DERIVTS	44 792	18 957	11 745	733 MACH-TOOLS, METAL-WORKING	4 763	15 383	9 639
514 NITROGEN-FUNCT. COMPOUNDS	27 305	19 273	11 789	735 PARTS, NES, FOR MACH-TOOLS	7 121	34 591	21 959
515 ORGANO-INORGANIC COMPNDS	21 997	22 951	13 994	737 METALWORKING MACHNRY NES	3 992	23 105	14 442
516 OTHER ORGANIC CHEMICALS	23 452	9 075	5 633	741 HEATING, COOLNG EQUIP, PART	11 997	52 024	32 421
522 INORGANIC CHEM. ELEMENTS	303 081	25 869	15 896	742 PUMPS FOR LIQUIDS, PARTS	27 327	60 747	37 922
523 METAL, SALTS, INORGAN. ACID	51 862	8 684	5 331	743 PUMPS NES, CENTRIFUGS ETC	14 269	95 844	59 967
524 OTHER CHEMICAL COMPOUNDS	65 502	9 960	6 411	744 MECHANICAL HANDLING EQUIP	6 496	24 403	15 024
525 RADIO-ACTIVE MATERIALS	12	215	133	745 OTH. NONELEC MCH, TOOL, NES	6 275	29 820	18 744
531 SYNTH. COLOURS, LAKES, ETC.	6 392	22 784	14 023	746 BALL OR ROLLER BEARINGS	3 698	13 783	8 557
532 DYEING, TANNING MATERIALS	4 311	1 420	876	747 TAPS, COCKS, VALVES, ETC.	5 953	25 152	15 752
533 PIGMENTS, PAINTS, ETC.	53 456	41 543	25 832	748 TRANSMISSIONS SHAFTS ETC	2 299	21 431	13 731
541 MEDICINES, ETC. EXC. GRP542	1 192	10 409	6 429	749 NON-ELECT MACH. PARTS, ETC	6 323	100 896	64 081
542 MEDICAMENTS	1 128	16 864	10 567	751 OFFICE MACHINES	1 244	22 911	14 371
551 ESSENTL. OIL, PERFUME, FLAVR	1 082	4 724	2 929	752 AUTOMATC. DATA PROC. EQUIP	2 752	12 220	7 883
553 PERFUMERY, COSMETICS, ETC.	8 491	8 933	5 612	759 PARTS, FOR OFFICE MACHINS	1 111	3 636	2 335
554 SOAP, CLEANERS, POLISH, ETC	50 013	19 314	11 975	761 TELEVISION RECEIVERS ETC	277	6 877	4 384
562 FERTILIZER, EXCEPT GRP272	13 164	1 091	654	762 RADIO-BROADCAST RECEIVER	2 756	22 780	14 342
571 POLYMERS OF ETHYLENE	11 833	4 296	2 655	763 SOUND RECORDER, PHONOGRPH	1 829	9 545	5 918
572 POLYMERS OF STYRENE	28 898	9 405	5 833	764 TELECOMM. EQUIP. PARTS NES	4 918	52 565	33 022
573 POLYMERS, VINYL CHLORIDE	66 641	17 664	10 885	771 ELECT POWER MACHNRY, PARTS	3 254	6 503	4 141
574 POLYACETAL, POLYCARBONATE	40 293	20 685	12 751	772 ELECT. SWITCH, RELAY, CIRCUIT	1 206	40 766	26 283
575 OTH. PLASTIC, PRIMARY FORM	92 650	51 046	31 473	773 ELECTR. DISTRIB. EQPT NES	3 294	8 122	5 217
579 PLASTIC WASTE, SCRAP ETC	1 365	203	124	774 ELECTRO-MEDCL. XRAY EQUIP	1 416	11 822	7 223
581 PLASTIC TUBE, PIPE, HOSE	1 139	2 235	1 386	775 DOM. ELEC. NON-ELEC. EQUIPT	43 374	65 056	41 136
582 PLASTIC PLATE, SHEETS, ETC	15 276	20 750	12 846	776 TRANSISTORS, VALVES, ETC.	38 871	58 430	36 684
583 MONOFILAMENT OF PLASTICS	1 629	1 701	1 079	778 ELECTRIC. MACH. APPART. NES	10 070	14 476	9 224
591 INSECTICIDES, ETC.	5 573	12 917	7 781	781 PASS. MOTOR VEHCL. EX. BUS	3 415	5 329	3 464
592 STARCHES, INULIN, ETC.	8 095	6 110	3 783	782 GOODS, SPLCL TRANSPORT VEH	11 477	28 979	17 966
593 EXPLOSIVES, PYROTECHNICS	4 051	1 487	879	783 ROAD MOTOR VEHICLES NES	1 245	3 541	2 200
597 PREPRD ADDITIVES, LIQUIDS	30 885	11 315	7 003	784 PARTS, TRACTORS, MOTOR VEH	11 304	10 381	6 552
598 MISC. CHEMICAL PRODS, NES	121 096	51 485	31 761	785 CYCLES, MOTORCYCLES ETC.	9 180	6 396	4 131
600 CPL IND PLANT CHAP 69-76	122	2 237	1 364	786 TRAILERS, SEMI-TRAILR, ETC	39	4 158	2 717
611 LEATHER	373	1 598	1 003	791 RAILWAY VEHICLES, EQUIPNT	22	163	100
612 MANUFACT. LEATHER ETC. NES	69	403	250	792 AIRCRAFT, ASSOCTD. EQUIPNT	848	561	358
613 FURSKINS, TANNED, DRESSED	19	322	191	793 SHIP, BOAT, FLDT. STRUCTRS	2 027	3 727	2 366
621 MATERIALS OF RUBBER	3 767	11 499	7 163	811 PREFABRICATED BUILDINGS	933	2 067	1 296
625 RUBBER TYRES, TUBES, ETC.	6 417	2 121	1 343	812 PLUMBNG, SANITRY, EQPT. ETC	8 460	8 311	5 211
629 ARTICLES OF RUBBER, NES	2 486	11 031	6 863	813 LIGHTNG. FIXTURES, ETC. NES	270	615	387
				821 FURNITURE, CUSHIONS, ETC.			
				831 TRUNK, SUIT-CASES, BAG, ETC			

7 IMPORTS AND EXPORTS (SPECIAL TRADE) BY COUNTRIES OF PRODUCTION AND CONSUMPTION AND BY GROUPS OF THE SITC-REV. III 1990

GROUP DESCRIPTION	DT = 100 KG	1 000 DM	1 000 \$	GROUP DESCRIPTION	DT = 100 KG	1 000 DM	1 000 \$
841 MENS,BOYS CLOTHING,X-KNIT	483	2 588	1 608	513 CARBOXYLIC ACIDS,DERIVTS	36 364	4 913	3 065
842 WOMEN,GIRL CLOTHING,XKNIT	467	2 906	1 812	514 NITROGEN-FUNCT.COMPOUNDS	21 580	11 821	7 404
843 MENS,BOYS CLOTHING,KNIT	83	246	162	515 ORGANO-INORGANIC COMPNDS	19 677	18 864	11 816
844 WOMEN,GIRLS CLOTHING,KNIT	216	816	504	516 OTHER ORGANIC CHEMICALS	19 304	1 810	1 115
845 OTHR.TEXTILE APPAREL,NES	765	4 741	2 985	522 INORGANIC CHEM.ELEMENTS	64 829	6 925	4 277
846 CLOTHING ACCESSRS,FABRIC	810	2 898	1 807	523 METAL.SALTS,INORGAN.ACID	165 536	6 609	4 126
848 CLOTHING,NONXTXL;HEADGEAR	626	3 742	2 366	524 OTHER CHEMICAL COMPOUNDS	6 177	890	555
851 FOOTWEAR	1 291	2 147	1 333	525 RADIO-ACTIVE MATERIALS	7	62	40
871 OPTICAL INSTRUMENTS,NES	65	2 770	1 749	533 PIGMENTS, PAINTS, ETC.	6 737	1 134	703
872 MEDICAL INSTRUMENTS NES	3 902	21 380	13 457	541 MEDICINES,ETC.EXC.GRP542	166	4 092	2 617
873 METERS,COUNTERS,NES	272	4 148	2 633	542 MEDICAMENTS	109	3 684	2 419
874 MEASURE,CONTROL INSTRMNT	4 186	99 191	62 579	551 ESSENTL.OIL,PERFUME,FLAVR	90	631	395
881 PHOTOGRAPH APPAR.ETC.NES	648	8 782	5 627	553 PERFUMERY,COSMETICS,ETC.	63	81	47
882 PHOTO.CINEMATOGRPH.SUPPL	6 036	9 714	6 127	554 SOAP,CLEANERS,POLISH,ETC	10 129	2 008	1 251
883 CINE.FILM EXPOSD.DEVELOP	2	54	33	562 FERTILIZER,EXCEPT GRP272	1 503 964	35 820	22 615
884 OPTICAL GOODS NES	226	3 936	2 470	571 POLYMERS OF ETHYLENE	158 472	24 033	15 023
885 WATCHES AND CLOCKS	229	2 143	1 388	572 POLYMERS OF STYRENE	15 569	2 552	1 560
891 ARMS AND AMMUNITION	33	297	187	573 POLYMERS,VINYL CHLORIDE	135 215	17 000	10 642
892 PRINTED MATTER	25 865	23 144	14 579	574 POLYACETAL,POLYCARBONATE	8 703	1 892	1 188
893 ARTICLES,NES,OF PLASTICS	10 924	16 899	10 590	575 OTH.PLASTIC,PRIMARY FORM	40 130	7 277	4 534
894 BABY CARRIAGE,TOYS,GAMES	3 795	8 235	5 236	579 PLASTIC WASTE, SCRAP ETC	5 182	356	219
895 OFFICE,STATIONERY SUPPLS	1 841	4 931	3 143	581 PLASTIC TUBE,PIPE,HOSE	1 727	530	334
896 WORKS OF ART,ANTIQUE ETC	50	4 654	2 856	582 PLASTIC PLATE,SHEETS,ETC	24 560	7 511	4 666
897 GOLD,SILVERWARE,JEWEL NES	47	11 473	7 417	583 MONOFILAMENT OF PLASTICS	231	75	48
898 MUSICAL INSTRUMENTS,ETC.	5 687	28 940	18 161	591 INSECTICIDES, ETC.	1 630	303	199
899 MISC MANUFCTRD GOODS NES	1 879	9 099	5 660	592 STARCHES,INULIN,ETC.	1 294	662	401
941 COMPL INDT PLANT CHAPT 99	459	1 105	703	597 PREPRD ADDITIVES,LIQUIDS	1 222	304	188
971 GOLD,NONMONTY EXCL ORES	2	8 915	5 557	598 MISC.CHEMICAL PRODTS,NES	13 191	2 030	1 240
HUNGARY				611 LEATHER	12 237	14 619	9 149
IMPORTS				612 MANUFACT. LEATHER ETC.NES	49	80	50
001 LIVE ANIMALS	26 404	6 864	4 301	613 FURSKINS,TANNED,DRESSED	73	1 665	1 019
011 BOVINE MEAT	1 248	1 110	692	621 MATERIALS OF RUBBER	11 046	2 560	1 571
012 OTHER MEAT, MEAT OFFAL	290 835	136 631	86 577	625 RUBBER TYRES,TUBES,ETC.	54 814	16 321	10 251
016 MEAT,ED.OFFL.DRY,SLT,SMK	1 200	486	300	629 ARTICLES OF RUBBER, NES	18 280	9 284	5 784
017 MEAT,OFFL.PRPD,PRSD,NES	190 061	112 303	70 630	634 VENEERS, PLYWOOD, ETC.	38 390	2 755	1 724
022 MILK AND CREAM	108	75	45	635 WOOD MANUFACTURES, NES	937 178	51 113	31 834
024 CHEESE AND CURD	1 433	757	457	641 PAPER AND PAPERBOARD	175 672	14 297	8 854
025 EGGS,BIRDS,YOLKS,ALBUMIN	4 017	631	396	642 PAPER,PAPERBOARD,CUT ETC	17 179	3 168	2 021
034 FISH,FRESH,CHILLED,FROZN	4 146	2 067	1 284	651 TEXTILE YARN	39 729	21 026	13 074
037 FISH ETC.PRPD,PRSD,NES	102	90	58	652 COTTON FABRICS, WOVEN	6 924	10 476	6 441
041 WHEAT, MESLIN, UNMILLED	948	63	39	653 FABRICS,MAN-MADE FIBRES	17 525	25 663	15 969
043 BARLEY, UNMILLED	8 688	191	115	654 OTH.TEXTILE FABRIC,WOVEN	655	853	526
044 MAIZE UNMILLED	65 744	14 712	8 926	655 KNIT.CROCHET.FABRIC NES	2 790	4 711	3 037
045 OTHER CEREALS, UNMILLED	38 879	2 068	1 288	656 TULLE,LACE,EMBROIDRY,ETC	85	430	262
048 CEREAL PREPARATIONS	16 789	1 889	1 189	657 SPECIAL YARN,TXTL.FABRIC	16 326	6 066	3 815
054 VEGETABLES	765 740	60 002	37 864	658 TEXTILE ARTICLES NES	17 958	25 931	16 177
056 VEGETABLES,PRPD,PRSD,NES	336 765	43 673	27 475	659 FLOOR COVERINGS, ETC.	17 462	17 500	10 924
057 FRUIT,NUTS EXCL.OIL NUTS	306 494	29 902	18 433	661 LIME,CEMENT,CONSTR.MATRL	863 430	8 703	5 395
058 FRUIT,PRESERVED,PREPARED	259 926	40 739	25 538	662 LAY,REFRCT,CONSTR.MATRL	135 089	11 302	7 069
059 FRUIT, VEGETABLE JUICES	50 142	8 126	5 084	663 MINERAL MANUFACTURES,NES	17 876	3 711	2 315
061 SUGARS,MOLASSES,HONEY	45 618	9 332	5 793	664 GLASS	126 721	11 040	6 833
062 SUGAR CONFECTIONERY	18 188	3 858	2 429	665 GLASSWARE	296 161	22 603	14 228
071 COFFEE,COFFEE SUBSTITUTE	4 411	415	252	666 POTTERY	2 450	5 225	3 246
072 COCOA	4 240	2 448	1 554	671 PIG IRON,SPIEGELEISN,ETC	15 217	1 807	1 148
073 CHOCOLATE,OTH.COCOA PREP	4 555	1 983	1 286	672 INGOTS ETC.IRON OR STEEL	400 474	24 106	14 850
075 SPICES	37 283	14 287	8 906	673 FLAT-ROLLED IRON ETC.	425 995	30 069	18 336
081 ANIMAL FEED STUFF	334 087	8 666	5 360	674 FLAT-ROLLED PLATED IRON	857	62	37
088 EDIBLE PROD.PRPRTNS,NES	23 129	4 163	2 668	675 FLAT-ROLLED, ALLOY STEEL	341	248	148
111 NON-ALCOHOL.BEVERAGE,NES	5 641	206	128	676 IRON,STL.BAR,SHAPES ETC.	1 287 691	73 843	45 445
112 ALCOHOLIC BEVERAGES	105 922	14 271	8 923	677 RAILWAY TRACK IRON,STEEL	1 213	121	76
121 TOBACCO, UNMANUFACTURED	4 509	3 227	2 023	678 WIRE OF IRON OR STEEL	79 386	6 897	4 259
211 HIDES,SKINS(EX.FURS),RAW	5 290	832	529	679 TUBES,PIPES,ETC.IRON,STL	525 936	44 077	27 280
212 FURSKINS, RAW	29	274	162	681 SILVER,PLATINUM,ETC.	15	553	331
222 OILSEED(SFT.FIX VEG.OIL)	229 399	19 435	12 091	682 COPPER	90 066	34 645	21 552
223 OILSEED(OTH.FIX VEG.OIL)	38 670	6 428	3 964	683 NICKEL	3 598	7 307	4 493
232 SYNTHETIC RUBBER, ETC.	39 464	5 118	3 242	684 ALUMINIUM	182 121	63 387	39 771
245 FUEL WOOD, WOOD CHARCOAL	5 208	399	244	689 MISC.NON-FERR.BASE METAL	1 149	879	544
246 WOOD IN CHIPS, PARTICLES	11 406	7 880	4 960	691 METALLIC STRUCTURES NES	63 965	19 205	12 015
248 WOOD, SIMPLY WORKED	109 604	2 995	1 76	692 CONTAINERS,STORAGE,TRNSP	37 731	12 588	7 882
251 PULP AND WASTE PAPER	1 994	115	73	693 WIRE PRODUCTS EXCL.ELECT	10 600	1 346	831
263 COTTON	23 301	1 510	926	694 NAILS,SCREWS,NUTS,ETC.	37 583	6 592	4 097
266 SYNTHETIC FIBRES	8 447	1 525	936	695 TOOLS	8 715	10 072	6 291
267 OTHER MAN-MADE FIBRES	51 527	7 078	4 329	697 HOUSEHOLD EQUIPMENT,NES	29 872	11 802	7 460
268 WOOL, OTHER ANIMAL HAIR	2 374	1 547	953	699 MANUFACTS.BASE METAL,NES	223 424	57 540	36 080
269 WORN CLOTHING,TEXTL.ARTL	8 112	347	215	711 STEAM GENER. BOILERS,ETC.	5 542	2 073	1 286
273 STONE, SAND AND GRAVEL	4 174	93	60	712 STEAM TURBINES	25	75	46
274 SULPHUR,UNRSTD.IRON PYRS	1 400	84	53	713 INTRNL COMBUS PSTN ENGIN	779	876	555
277 NATURAL ABRASIVES, NES	512	159	96	714 ENGINES,MOTORS NON-ELECT	262	340	225
278 OTHER CRUDE MINERALS	226 249	3 550	2 209	716 ROTATING ELECTRIC PLANT	32 382	32 427	20 283
282 FERROUS WASTE AND SCRAP	51 345	4 831	3 095	718 OTH.POWR.GENRTNG.MACHNRY	1 703	3 333	2 084
285 ALUMINIUM ORE,CONCTR.ETC	31 610	2 449	1 553	721 AGRIC.MACHINES,EX.TRACTR	100 265	58 514	36 110
288 NON-FERROUS WASTE,SCRAP	175 132	34 121	20 965	723 CIVIL ENGINEERING EQUIPT	130 410	39 470	24 506
289 PREC.METAL ORES,CONCRTS	101	6 514	4 053	724 TEXTILE,LEATHER MACHINES	11 774	9 491	5 931
291 CRUDE ANIMAL MATERLS,NES	48 711	49 243	30 914	725 PAPER,PULP MILL MACHINES	1 694	1 521	919
292 CRUDE VEG.MATERIALS, NES	113 897	24 587	15 374	726 PRINTNG,BOOKBINDNG MACHS	6 811	5 525	3 475
325 COKE,SEMI-COKE,RET.CARBN	99 450	2 249	1 392	727 FOOD-PROCESS.MCH.NON DOM	1 212	771	490
334 PETROLEUM PRODUCTS	2 436 027	86 226	53 229	728 OTH.MACH,PTS,SPCL INDUST	34 057	17 871	11 165
335 RESIDUAL PETROL.PRODUCTS	603 494	32 615	20 306	731 METAL REMOVAL WORK TOOLS	9 435	11 072	6 869
342 LIQUEFIED PROPANE,BUTANE	4 245	198	119	733 MACH-TOOLS,METAL-WORKING	6 273	3 137	1 937
344 PETROLEUM GASES, NES	340 233	11 462	7 157	735 PARTS,NES,FOR MACH-TOOLS	9 341	11 364	7 090
411 ANIMAL OILS AND FATS	33 808	3 319	2 069	737 METALWORKING MACHNRY NES	7 032	6 110	3 890
421 FIXED VEG.FAT,OILS, SOFT	3 237	309	196	741 HEATING,COOLING EQUIP,PART	17 982	12 570	7 878
422 FIXED VEG.FAT,OILS,OTHER	141	198	122	742 PUMPS FOR LIQUIDS,PARTS	4 625	5 509	3 377
431 ANIMAL,VEG.FATS,OILS,NES	20 942	897	564	743 PUMPS NES,CENTRIFUGS ETC	4 700	5 902	3 669
511 HYDROCARBONS,NES,DERIVTS	295 925	17 679	11 006	744 MECHANICAL HANDLING EQUIP	87 189	23 687	14 807
512 ALCOHOL,PHENOL,ETC.DERIV	9 706	1 554	944	745 OTH.NONELEC MCH,TOOL,NES	6 531	3 349	2 113
				746 BALL OR ROLLER BEARINGS	23 123	24 260	14 966
				747 TAPS,COCKS,VALVES,ETC.	11 529	22 603	14 021
				748 TRANSMISSIONS SHAFTS ETC	19 621	14 452	9 001

7 IMPORTS AND EXPORTS (SPECIAL TRADE) BY COUNTRIES OF PRODUCTION AND CONSUMPTION AND BY GROUPS OF THE SITC-REV. III 1990

GROUP DESCRIPTION	DT = 100 KG	1 000 DM	1 000 \$	GROUP DESCRIPTION	DT = 100 KG	1 000 DM	1 000 \$
749 NON-ELECT MACH.PARTS,ETC	9 298	15 134	9 435	267 OTHER MAN-MADE FIBRES	8 531	5 291	3 296
751 OFFICE MACHINES	13	172	106	268 WOOL, OTHER ANIMAL HAIR	467	553	337
752 AUTOMATC.DATA PROC.EQUIP	58	826	511	269 WORN CLOTHING,TEXTL.ARTL	32 787	4 270	2 652
759 PARTS,FOR OFFICE MACHINS	4 282	4 377	2 737	273 STONE, SAND AND GRAVEL	128 600	825	522
761 TELEVISION RECEIVERS ETC	29 327	39 567	24 240	277 NATURAL ABRASIVES, NES	110	168	101
762 RADIO-BROADCAST RECEIVER	45	133	88	278 OTHER CRUDE MINERALS	51 112	2 273	1 423
764 TELECOMM.EQUIP.PARTS NES	14 424	13 672	8 742	285 ALUMINIUM ORE,CONCTR.ETC	3 577	271	161
771 ELECT POWER MACHNY.PARTS	9 337	13 459	8 401	287 ORE,CONCENTR.BASE METALS	19 673	2 134	1 354
772 ELEC.SWITCH.RELAY.CIRCUIT	8 205	25 023	15 554	288 NON-FERROUS WASTE,SCRAP	4 544	1 136	707
773 ELECTR.DISTRIBT.EQPT NES	41 344	57 875	36 439	291 CRUDE ANIMAL MATERLS.NES	4 598	3 930	2 500
774 ELECTRO-MEDCL.XRAY EQUIP	10	381	235	292 CRUDE VEG.MATERIALS, NES	6 772	9 207	5 662
775 DOM.ELEC.NON-ELEC.EQUIPT	57 741	34 032	21 221	322 BRIQUETTES,LIGNITE,PEAT	4 000	47	31
776 TRANSISTORS, VALVES, ETC.	387	3 705	2 313	325 COKE, SEMI-COKE,RET.CARBON	4 756	227	141
778 ELECTRIC.MACH.APART.NES	24 810	31 119	19 482	334 PETROLEUM PRODUCTS	13 619	2 122	1 338
781 PASS.MOTOR VEHCLS.EX.BUS	1 150	1 531	985	335 RESIDUAL PETROL.PRODUCTS	4 859	388	243
782 GOODS,SPCL TRANSPRT VEH	1 318	2 676	1 649	411 ANIMAL OILS AND FATS	8 202	627	376
784 PARTS,TRACTORS,MOTOR VEH	40 114	18 461	11 468	421 FIXED VEG.FAT,OILS, SOFT	25 458	3 053	1 841
785 CYCLES,MOTORCYCLES ETC.	295	214	134	422 FIXED VEG.FAT,OILS,OTHER	709	300	197
786 TRAILERS,SEMI-TRAILR,ETC	99 508	21 345	13 377	431 ANIMAL,VEG.FATS,OILS,NES	11 697	2 669	1 648
791 RAILWAY VEHICLES.EQUIPNT	1 142	581	365	511 HYDROCARBONS,NES,DERIVTS	15 299	2 557	1 585
792 AIRCRAFT,ASSOCTD.EQUIPNT	65	127	80	512 ALCOHOL,PHENOL,ETC.DERIV	61 746	11 640	7 210
793 SHIP,BOAT,FLOAT,STRUCTRS	116	119	73	513 CARBOXYLIC ACIDS,DERIVTS	61 264	17 147	10 596
811 PREFABRICATED BUILDINGS	47 741	8 942	5 713	514 NITROGEN-FUNCT.COMPOUNDS	31 648	23 848	14 705
812 PLUMBING,SANITRY,EQPT.ETC	35 759	5 557	3 486	515 ORGANIC-INORGANIC COMPNDS	32 529	29 670	18 334
813 LIGHTING FIXTURES ETC.NES	29 284	13 031	8 143	516 OTHER ORGANIC CHEMICALS	39 386	10 978	6 714
821 FURNITURE,CUSHIONS,ETC.	229 758	85 532	53 331	522 INORGANIC CHEM.ELEMENTS	88 582	11 560	7 204
831 TRUNK,SUIT-CASES,BAG,ETC	23 293	19 156	11 950	523 METAL.SALTS,INORGAN.ACID	276 738	25 189	15 636
841 MENS,BOYS CLOTHNG,X-KNIT	15 819	68 550	42 755	524 OTHER CHEMICAL COMPOUNDS	9 991	2 978	1 862
842 WOMEN,GIRL CLOTHNG,XKNIT	34 039	246 009	152 293	525 RADIO-ACTIVE MATERIALS	6	4 393	2 607
843 MENS,BOYS CLOTHING,KNIT	1 883	5 863	3 682	531 SYNTH.COLOURS,LAKES,ETC.	11 423	22 179	13 658
844 WOMEN,GIRLS CLOTHING,KNIT	8 909	41 116	25 542	532 DYEING,TANNING MATERIALS	4 981	1 345	832
845 OTHR.TEXTILE APPAREL,NES	11 038	84 674	52 597	533 PIGMENTS, PAINTS, ETC.	65 193	38 592	23 931
846 CLOTHING ACCESSRS,FABRIC	5 574	15 592	10 320	541 MEDICINES,ETC.EXC.GRP542	2 220	15 083	9 417
848 CLOTHNG,NONTXTL;HEADGEAR	1 348	17 034	10 704	542 MEDICAMENTS	2 402	29 665	18 545
851 FOOTWEAR	37 757	181 030	113 259	551 ESSENTL.OIL,PERFUME,FLAVR	2 122	6 489	4 002
872 MEDICAL INSTRUMENTS NES	2 877	9 404	5 823	553 PERFUMERY,COSMETICS,ETC.	11 693	12 180	7 721
873 METERS,COUNTERS,NES	182	345	220	554 SOAP,CLEANERS,POLISH,ETC	113 351	24 910	15 382
874 MEASURE,CONTROL INSTRMNT	2 134	6 987	4 334	562 FERTILIZER,EXCEPT GRP272	25 839	2 339	1 423
881 PHOTOGRAPH APPAR.ETC.NES	20	63	37	571 POLYMERS OF ETHYLENE	15 898	3 676	2 290
882 PHOTO.CINEMATOGRPH.SUPPL	29	238	150	572 POLYMERS OF STYRENE	39 420	11 836	7 388
883 CINE.FILM EXPOSD.DEVELOPD	3	703	438	573 POLYMERS,VINYL CHLORIDE	32 635	10 082	6 256
884 OPTICAL GOODS NES	143	1 725	1 088	574 POLYACETAL,POLYCARBONATE	17 265	10 765	6 700
885 WATCHES AND CLOCKS	1 153	2 482	1 561	575 OTH.PLASTIC,PRIMARY FORM	90 543	40 550	25 047
891 ARMS AND AMMUNITION	4 074	2 597	1 630	579 PLASTIC WASTE, SCRAP ETC	2 668	219	142
892 PRINTED MATTER	31 357	10 904	6 834	581 PLASTIC TUBE,PIPE,HDSE	3 450	6 335	3 934
893 ARTICLES,NES,OF PLASTICS	39 935	12 251	7 111	582 PLASTIC PLATE,SHEETS,ETC	29 396	22 929	14 321
894 BABY CARRIAGE, TOYS,GAMES	25 063	14 701	9 135	583 MONOFILAMENT OF PLASTICS	553	532	337
895 OFFICE,STATIONERY SUPPLS	1 070	2 181	1 375	591 INSECTICIDES, ETC.	7 578	12 223	7 294
896 WORKS OF ART,ANTIQUE ETC	1 051	2 508	1 645	592 STARCHES,INULIN,ETC.	13 857	8 266	5 145
897 GOLD,SILVERWARE,JEWEL NES	17	2 632	1 539	597 PREPRED ADDITIVES,LIQUIDS	17 180	7 782	4 821
898 MUSICAL INSTRUMENTS,ETC.	681	4 046	2 609	598 MISC.CHEMICAL PRODTS.NES	134 164	45 229	28 065
899 MISC MANUFCTRD GOODS NES	41 469	13 779	8 560	600 CPL IND PLANT CHAP 6S-76	1 241	664	421
961 COIN NONGOLD NONCURRENT	4	546	327	611 LEATHER	16 855	89 827	55 847
971 GOLD,NONMONTY EXCL DRES		84	54	612 MANUFACT. LEATHER ETC.NES	78	715	461
EXPORTS	5 736 540	3 364 645	2 089 483	613 FURSKINS,TANNED,DRESSED	1 639	6 541	3 986
001 LIVE ANIMALS	7 224	1 585	1 009	621 MATERIALS OF RUBBER	4 172	5 072	3 117
011 BOVINE MEAT	1 372	319	201	625 RUBBER TYRES,TUBES,ETC.	30 173	7 423	4 640
012 OTHER MEAT, MEAT OFFAL	644	225	143	629 ARTICLES OF RUBBER, NES	3 909	10 608	6 514
017 MEAT,OFFL,PRPD,PRSD,NES	476	266	157	633 CORK MANUFACTURES	385	1 192	748
022 MILK AND CREAM	390	200	122	634 VENEERS, PLYWOOD, ETC.	8 632	1 493	928
024 CHEESE AND CURD	752	395	245	635 WOOD MANUFACTURES, NES	6 531	2 342	1 458
034 FISH,FRESH,CHILLED,FROZN	1 123	260	163	641 PAPER AND PAPERBOARD	214 904	61 830	38 338
037 FISH ETC.PRPD,PRSD,NES	1 869	1 136	706	642 PAPER,PAPERBOARD,CUT ETC	48 889	19 017	11 887
043 BARLEY, UNMILLED	230 648	2 977	1 996	651 TEXTILE YARN	47 583	52 104	32 188
044 MAIZE UNMILLED	924	1 053	622	652 COTTON FABRICS, WOVEN	18 547	47 118	29 274
045 OTHER CEREALS, UNMILLED	301	175	111	653 FABRICS,MAN-MADE FIBRES	33 154	115 263	71 772
048 CEREAL PREPARATIONS	5 335	1 320	834	654 OTH.TEXTILE FABRIC,WOVEN	8 342	43 133	26 632
054 VEGETABLES	15 367	1 586	970	655 KNIT,CROCHET,FABRIC NES	9 997	30 069	18 728
056 VEGETABLES,PRPD,PRSD,NES	2 654	787	490	656 TULLE,LACE,EMBROIDRY,ETC	3 373	13 788	8 599
057 FRUIT,NUTS EXCL.OIL NUTS	12 761	1 840	1 182	657 SPECIAL YARN,XTXL.FABRIC	16 323	33 725	20 920
058 FRUIT,PRESERVED,PREPARED	2 589	498	316	658 TEXTILE ARTICLES NES	3 071	7 636	4 720
061 SUGARS,MOLASSES,HONEY	36 901	2 624	1 713	659 FLOOR COVERINGS, ETC.	3 405	2 125	1 369
062 SUGAR CONFECTIONERY	2 501	1 274	793	661 LIME,CEMENT,CONSTR.MATRL	3 095	304	195
071 COFFEE,COFFEE SUBSTITUTE	1 031	1 804	1 116	662 CLAY,REFRCT.CONSTR.MATRL	77 885	15 437	9 590
072 COCOA	3 967	950	602	663 MINERAL MANUFACTURES,NES	26 964	18 328	11 419
073 CHOCOLATE,OTH.COCOA PREP	3 414	2 444	1 565	664 GLASS	51 683	11 694	7 241
074 TEA AND MATE	7	48	32	665 GLASSWARE	21 859	4 262	2 629
075 SPICES	722	482	297	666 POTTERY	881	656	419
081 ANIMAL FEED STUFF	321 679	31 053	18 892	667 PEARLS,PRECIOUS STONES	*	*	*
091 MARGARINE AND SHORTENING	13 416	2 196	1 388	671 PIG IRON,SPIEGELEISN,ETC	12 955	2 491	1 517
098 EDIBLE PRPD.PRPRTNS,NES	6 918	3 802	2 391	672 INGOTS ETC.IRON OR STEEL	615	7 118	76
111 NON-ALCOHOL.BEVERAGE,NES	2 955	333	207	673 FLAT-ROLLED IRON ETC.	55 232	7 447	4 597
112 ALCOHOLIC BEVERAGES	34 926	4 378	2 746	674 FLAT-ROLLED PLATED IRON	102 118	14 559	9 117
121 TOBACCO, UNMANUFACTURED	1 661	2 722	1 727	675 FLAT-ROLLED, ALLOY STEEL	63 470	24 493	15 074
122 TOBACCO, MANUFACTURED	1 971	4 945	3 064	676 IRON,STL.BAR,SHAPES ETC.	63 645	10 105	6 271
211 HIDES,SKINS(EX.FURS),RAW	43 262	16 322	10 160	677 RAILWAY TRACK IRON,STEEL	1 304	684	435
212 FURSKINS, RAW	24	247	159	678 WIRE OF IRON OR STEEL	39 672	7 788	4 823
222 OILSEED(SFT.FIX VEG.OIL)	1 549	209	127	679 TUBES,PIPES,ETC.IRON,STL	78 270	23 187	14 389
223 OILSEED(OTH.FIX.VEG.OIL)	987	118	68	681 SILVER,PLATINUM,ETC.	56	5 733	3 550
231 NATURAL RUBBER, ETC.	461	88	53	682 COPPER	12 716	11 172	6 886
232 SYNTHETIC RUBBER, ETC.	24 583	6 889	4 287	683 NICKEL	1 258	6 183	3 830
246 WOOD IN CHIPS, PARTICLES	31 533	440	284	684 ALUMINIUM	3 886	4 170	2 602
247 WOOD ROUGH,ROUGH SQUARED	1 199 106	24 153	15 453	685 LEAD	472	160	97
248 WOOD, SIMPLY WORKED	77 282	5 700	3 525	686 ZINC	2 378	810	518
251 PULP AND WASTE PAPER	79 490	974	621	687 TIN	201	255	158
263 COTTON	2 671	647	400	688 MISC.NON-FERR.BASE METAL	315	1 414	872
266 SYNTHETIC FIBRES	39 708	13 377	8 286	691 METALLIC STRUCTURES NES	16 397	13 101	8 226
				692 CONTAINERS,STORAGE,TRNSP	9 796	5 508	3 424
				693 WIRE PRODUCTS EXCL.ELECT	2 006	2 041	1 253

7 IMPORTS AND EXPORTS (SPECIAL TRADE) BY COUNTRIES OF PRODUCTION AND CONSUMPTION AND BY GROUPS OF THE SITC-REV. III 1990

GROUP DESCRIPTION	DT = 100 KG	1 000 DM	1 000 \$	GROUP DESCRIPTION	DT = 100 KG	1 000 DM	1 000 \$
694 NAILS, SCREWS, NUTS, ETC.	5 703	6 182	3 796	017 MEAT, OFFL. PRPD, PRSVD, NES	10 973	2 911	1 789
695 TOOLS	9 438	30 153	18 690	024 CHEESE AND CURD	271	88	54
696 CUTLERY	512	2 204	1 357	044 MAIZE UNMILLED	18 638	3 455	2 095
697 HOUSEHOLD EQUIPMENT, NES	5 576	3 315	2 063	054 VEGETABLES	19 444	1 735	1 104
699 MANUFACTS. BASE METAL, NES	41 088	33 319	20 806	056 VEGETABLES, PRPD, PRSVD, NES	4 334	2 329	1 485
700 CPL IND PLANT (84/85/87)	16 056	43 913	27 186	057 FRUIT, NUTS EXCL. OIL NUTS	42 707	6 947	4 406
711 STEAM GENER. BOILERS, ETC.	3 391	4 915	3 054	058 FRUIT, PRESERVED, PREPARED	2 214	309	206
712 STEAM TURBINES	25	385	230	061 SUGARS, MOLASSES, HONEY	3 635	884	554
713 INTRNL COMBUS PSTN ENGIN	2 425	9 968	6 148	098 EDIBLE PROD. PREPRTNS, NES	2 982	455	286
714 ENGINES, MOTORS NON-ELECT	65	204	129	112 ALCOHOLIC BEVERAGES	89 708	9 564	5 967
716 ROTATING ELECTRIC PLANT	5 968	18 633	11 576	211 HIDES, SKINS (EX. FURS), RAW	743	173	116
718 OTH. POWNR. GENRTRNG. MACHNRY	924	4 359	2 679	222 OILSEED (SFT. FIX VEG. OIL)	7 484	744	469
721 AGRIC. MACHINES, EX. TRACTR	47 802	56 710	34 833	223 OILSEED (OTH. FIX. VEG. OIL)	122	122	77
722 TRACTORS	6 061	5 031	3 161	232 SYNTHETIC RUBBER, ETC.	12 529	1 529	920
723 CIVIL ENGINEERING EQUIPT	30 530	42 713	25 547	248 WOOD, SIMPLY WORKED	114 765	7 837	4 776
724 TEXTILE, LEATHER MACHINES	19 644	63 696	39 694	266 SYNTHETIC FIBRES	20 727	5 783	3 633
725 PAPER, PULP MILL MACHINES	3 285	10 315	6 424	287 OTHER MAN-MADE FIBRES	22 564	5 408	3 323
726 PRINTNG. BOOKBINDNG MACHS	5 637	14 982	9 254	282 FERROUS WASTE AND SCRAP	687	57	33
727 FOOD-PROCESS. MCH. NON DOM	6 083	16 897	10 460	288 NON-FERROUS WASTE, SCRAP	2 050	198	124
728 OTH. MACH. PTS, SPCL INDUSTR	40 251	124 518	77 179	291 CRUDE ANIMAL MATERLS. NES	5 953	3 311	2 067
731 METAL REMOVAL WORK TOOLS	8 898	29 218	18 069	292 CRUDE VEG. MATERIALS, NES	5 564	1 228	764
733 MACH-TOOLS, METAL-WORKING	7 305	15 466	9 590	334 PETROLEUM PRODUCTS	161 822	7 752	4 750
735 PARTS, NES, FOR MACH-TOOLS	5 506	16 618	10 246	512 ALCOHOL, PHENOL, ETC. DERIV	1 589	567	369
737 METALWORKING MACHNRY NES	4 323	16 182	10 160	513 CARBOXYLIC ACIDS, DERIVTS	11 427	3 222	1 999
741 HEATING, COOLNG EQUIP, PART				515 ORGANO-INORGANIC COMPNDS	4 621	1 517	954
742 PUMPS FOR LIQUIDS, PARTS	11 196	41 985	26 141	516 OTHER ORGANIC CHEMICALS	10 563	922	562
743 PUMPS NES, CENTRIFUGS ETC	14 340	40 250	24 850	522 INORGANIC CHEM. ELEMENTS	500	299	184
744 MECHANICAL HANDLING EQUIP	15 572	37 549	23 540	523 METAL. SALTS, INORGAN. ACID	58 749	2 220	1 385
745 OTH. NONELEC MCH. TOOL, NES	15 517	67 238	41 686	524 OTHER CHEMICAL COMPNDS	4 010	649	407
746 BALL OR ROLLER BEARINGS	6 089	21 761	13 499	541 MEDICINES, ETC. EXC. GRP542	813	1 085	687
747 TAPS, COCKS, VALVES, ETC.	4 578	24 078	14 879	542 MEDICAMENTS	65	349	213
748 TRANSMISSIONS SHAFTS ETC	10 660	19 129	11 804	562 FERTILIZER, EXCEPT GRP272	899 158	13 648	8 311
749 NON-ELECT MACH. PARTS, ETC	5 842	23 428	14 655	571 POLYMERS OF ETHYLENE	562	84	57
751 OFFICE MACHINES	1 347	9 790	6 139	573 POLYMERS, VINYL CHLORIDE	80 160	8 650	5 387
752 AUTOMATC. DATA PROC. EQUIP	3 172	34 299	21 290	575 OTH. PLASTIC, PRIMARY FORM	3 651	1 070	644
759 PARTS, FOR OFFICE MACHINES	1 211	20 077	12 462	598 MISC. CHEMICAL PROODTS. NES	19 046	2 464	1 539
761 TELEVISION RECEIVERS ETC	3 248	14 407	9 052	612 MANUFACT. LEATHER ETC. NES	274	1 382	869
762 RADIO-BROADCAST RECEIVER	900	4 474	2 740	621 MATERIALS OF RUBBER	4 850	973	599
763 SOUND RECORDER, PHONOGRPH	476	5 530	3 428	625 RUBBER TYRES, TUBES, ETC.	16 220	4 300	2 619
764 TELECOMM. EQUIP. PARTS NES	9 105	51 241	31 986	629 ARTICLES OF RUBBER, NES	2 807	900	556
771 ELECT POWER MACHNRY, PARTS	5 396	16 348	10 164	634 VENEERS, PLYWOOD, ETC.	31 738	3 256	1 991
772 ELEC. SWITCH. RELAY. CIRCUIT	7 948	66 354	41 359	635 WOOD MANUFACTURES, NES	70 974	9 882	6 118
773 ELECTR DISTRIB. EQPT NES	13 280	20 348	12 708	641 PAPER AND PAPERBOARD	97 658	13 400	8 162
774 ELECTRO-MEDCL. XRAY EQUIP	574	23 347	14 639	642 PAPER, PAPERBOARD, CUT ETC	914	150	96
775 DOM. ELEC. NON-ELEC. EQUIPT	11 440	19 288	11 926	651 TEXTILE YARN	5 918	3 154	1 969
776 TRANSISTORS, VALVES, ETC.	15 877	38 929	24 034	652 COTTON FABRICS, WOVEN	877	1 066	663
778 ELECTRIC. MACH. APPART. NES	16 861	49 274	30 588	653 FABRICS, MAN-MADE FIBRES	192	256	153
781 PASS. MOTOR VEHCLS. EX. BUS	75 403	122 178	76 441	654 OTH. TEXTILE FABRIC, WOVEN	89	148	95
782 GOODS, SPCL TRANSPORT VEH	22 243	28 678	17 717	657 SPECIAL YARN, TXTL. FABRIC	34	128	81
783 ROAD MOTOR VEHICLES NES	12 054	12 454	7 631	658 TEXTILE ARTICLES NES	7 923	10 722	6 642
784 PARTS, TRACTORS, MOTOR VEH	34 222	48 662	30 271	659 FLOOR COVERINGS, ETC.	822	3 429	2 123
785 CYCLES, MOTORCYCLES ETC.	805	1 510	949	661 LIME, CEMENT, CONSTR. MATRL	775 976	8 294	5 189
786 TRAILERS, SEMI-TRAILR, ETC	24 638	18 562	11 618	662 CLAY, REFRCT. CONSTR. MATRL	1 143	52	31
791 RAILWAY VEHICLES, EQUIPNT	535	1 855	1 174	663 MINERAL MANUFACTURES, NES	47	52	31
792 AIRCRAFT, ASSOCTD. EQUIPNT	8	110	68 664	GLASS	103 111	8 251	5 011
793 SHIP, BOAT, FLOAT, STRUCTRS	58	269	168 665	GLASSWARE	37 022	28 759	17 877
800 CPL IND PLANT CHAP 90/94	87	744	455 666	POTTERY	38 222	11 118	6 841
811 PREFABRICATED BUILDINGS	747	364	224 667	PEARLS, PRECIOUS STONES			
812 PLUMBING, SANITRY, EQPT. ETC	895	1 119	706 673	FLAT-ROLLED IRON ETC.	384 180	28 745	17 660
813 LIGHTNG FIXTURES ETC. NES	1 663	3 987	2 481 674	FLAT-ROLLED PLATED IRON	969	95	59
821 FURNITURE, CUSHIONS, ETC.	11 647	13 111	8 253 676	IRON, STL. BAR, SHAPES ETC.	271 455	19 092	12 061
831 TRUNK, SUIT-CASES, BAG, ETC	1 137	2 687	1 695 678	WIRE OF IRON OR STEEL	18 024	1 507	904
841 MENS, BOYS CLOTHNG, X-KNIT	1 169	4 503	2 823 679	TUBES, PIPES, ETC. IRON, STL	55 446	7 429	4 625
842 WOMEN, GIRL CLOTHNG, XKNIT	2 027	11 641	7 253 684	ALUMINIUM	33 840	10 712	6 587
843 MENS, BOYS CLOTHING, KNIT	711	1 931	1 212 689	MISC. NON-FERR. BASE METAL	42	13	88
844 WOMEN, GIRLS CLOTHNG, KNIT	3 501	16 399	10 183 691	METALLIC STRUCTURES NES	6 415	1 489	884
845 OTHR. TEXTILE APPAREL, NES	6 444	49 103	30 587 692	CONTAINERS, STORAGE, TRNSP	2 566	338	207
846 CLOTHING ACCESSRS, FABRIC	6 470	22 218	13 891 693	WIRE PRODUCTS EXCL. ELECT	4 757	985	555
848 CLOTHNG, NONTXTL; HEADGEAR	767	4 483	2 775 694	NAILS, SCREWS, NUTS, ETC.	29 813	4 346	2 705
851 FOOTWEAR	17 820	47 819	29 767 695	TOOLS	1 644	865	530
871 OPTICAL INSTRUMENTS, NES	50	2 026	1 239 697	HOUSEHOLD EQUIPMENT, NES	8 310	2 718	1 682
872 MEDICAL INSTRUMENTS NES	3 081	25 420	15 788 699	MANUFACTS. BASE METAL, NES	136 192	19 349	11 976
873 METERS, COUNTERS, NES	1 956	4 698	2 930 716	ROTATING ELECTRIC PLANT	59	90	52
874 MEASURE, CONTROL INSTRMNT	3 078	55 842	34 627 724	TEXTILE, LEATHER MACHINES	11	75	50
881 PHOTOGRAPH APPAR. ETC. NES	298	3 356	2 068 725	PAPER, PULP MILL MACHINES	103	120	80
882 PHOTO. CINEMATOGRPH. SUPPL	5 351	15 398	9 508 728	OTH. MACH. PTS. SPCL INDUSTR	6 676	1 678	1 062
883 CINE. FILM EXPOSD. DEVELPD	7	113	76 731	METAL REMOVAL WORK TOOLS	5 442	3 226	2 004
884 OPTICAL GOODS NES	124	4 117	2 530 733	MACH-TOOLS, METAL-WORKING	1 691	630	388
885 WATCHES AND CLOCKS	1 203	7 795	4 812 735	PARTS, NES, FOR MACH-TOOLS	12 690	4 463	2 762
891 ARMS AND AMMUNITION	163	261	164 737	METALWORKING MACHNRY NES	691	255	152
892 PRINTED MATTER	19 968	23 579	14 732 743	PUMPS NES, CENTRIFUGS ETC	439	205	129
893 ARTICLES, NES, OF PLASTICS	17 206	22 391	13 881 746	MECHANICAL HANDLING EQUIP	1 026	215	131
894 BABY CARRIAGE, TOYS, GAMES	7 291	14 382	9 020 748	BALL OR ROLLER BEARINGS	18 138	23 931	14 729
895 OFFICE, STATIONERY SUPPLS	2 743	12 143	7 623 752	TRANSMISSIONS SHAFTS ETC	3 649	5 077	3 182
896 WORKS OF ART, ANTIQUE ETC	97	8 890	5 283 758	AUTOMATC. DATA PROC. EQUIP	37	557	353
897 GOLD, SILVERWARE, JEWEL NES	79	2 501	1 549 761	TELEVISION RECEIVERS ETC	670	461	271
898 MUSICAL INSTRUMENTS, ETC.	6 665	22 857	14 110 772	ELEC. SWITCH. RELAY. CIRCUIT	33	168	99
899 MISC MANUFCTRD GOODS NES	2 739	17 261	10 706 773	ELECTR DISTRIB. EQPT NES	8 638	2 527	1 570
941 COMPL IND PLANT CHAPT 99	1 504	2 633	1 712 775	DOM. ELEC. NON-ELEC. EQUIPT	3 930	1 168	729
961 COIN NONGOLD NONCURRENT	1	50	32 778	ELECTRIC. MACH. APPART. NES	20 995	4 507	2 856
971 GOLD, NONMONTY EXCL ORES		179	111 781	PASS. MOTOR VEHCLS. EX. BUS	513	255	161
ROMANIA				784 PARTS, TRACTORS, MOTOR VEH	7 607	1 355	836
IMPORTS	5 109 890	1 116 382	691 217	786 TRAILERS, SEMI-TRAILR, ETC	40 959	8 415	5 217
001 LIVE ANIMALS	135	116	74 821	811 PREFABRICATED BUILDINGS	985	113	77
011 BOVINE MEAT	1 920	1 250	780 813	LIGHTNG FIXTURES ETC. NES	14 506	4 356	2 712
012 OTHER MEAT, MEAT OFFAL	1 546	1 490	903 821	FURNITURE, CUSHIONS, ETC.	996 135	286 105	176 720
				841 MENS, BOYS CLOTHNG, X-KNIT	1 022	2 882	1 421
				842 WOMEN, GIRL CLOTHNG, XKNIT	31 379	137 735	85 629
					38 133	196 967	121 689

7 IMPORTS AND EXPORTS (SPECIAL TRADE) BY COUNTRIES OF PRODUCTION AND CONSUMPTION AND BY GROUPS OF THE SITC-REV. III 1990

GROUP DESCRIPTION	DT = 100 KG	1 000 DM	1 000 \$	GROUP DESCRIPTION	DT = 100 KG	1 000 DM	1 000 \$
843 MENS,BOYS CLOTHING,KNIT	2 682	4 025	2 493	621 MATERIALS OF RUBBER	1 472	2 780	1 736
844 WOMEN,GIRLS CLOTHNG.KNIT	2 243	10 154	6 361	625 RUBBER TYRES,TUBES,ETC.	1 453	298	196
845 OTHR.TEXTILE APPAREL,NES	11 706	26 829	16 639	629 ARTICLES OF RUBBER, NES	925	2 532	1 645
846 CLOTHING ACCESSRS,FABRIC	3 857	8 039	4 956	634 VENEERS,PLYWOOD, ETC.	2 564	1 003	622
848 CLOTHING,NONTXTL;HEADGEAR	43	313	194	635 WOOD MANUFACTURES, NES	1 587	218	138
851 FOOTWEAR	17 703	45 361	28 385	641 PAPER AND PAPERBOARD	9 292	4 274	2 642
871 OPTICAL INSTRUMENTS,NES	2	123	77	642 PAPER,PAPERBOARD,CUT ETC	19 608	4 362	2 686
874 MEASURE,CONTROL INSTRMNT	131	219	134	651 TEXTILE YARN	1 752	6 249	3 868
882 PHOTO.CINEMATOGPH.SUPPL	116	319	191	652 COTTON FABRICS, WOVEN	10 471	31 863	19 679
884 OPTICAL GOODS NES	99	936	593	653 FABRICS,MAN-MADE FIBRES	29 080	100 145	62 351
885 WATCHES AND CLOCKS	267	173	104	654 OTH.TEXTILE FABRIC,WOVEN	5 647	19 497	11 892
891 ARMS AND AMMUNITION	33	190	115	655 KNIT.CROCHET.FABRIC NES	4 658	12 943	7 987
892 PRINTED MATTER	26	64	39	656 TULLE,LACE,EMBROIDRY,ETC	691	4 302	2 653
893 ARTICLES,NES,OF PLASTICS	16 051	2 802	1 712	657 SPECIAL YARN,TXTL.FABRIC	7 941	27 667	16 983
894 BABY CARRIAGE,TOYS,GAMES	4 561	2 125	1 346	658 TEXTILE ARTICLES NES	518	1 492	923
895 WORKS OF ART,ANTIQUE ETC	38	319	199	662 CLAY,REFRCT.CDNSTR.MATRL	76 958	8 583	5 380
898 MUSICAL INSTRUMENTS,ETC.	240	385	229	663 MINERAL MANUFACTURES,NES	5 253	6 372	4 032
899 MISC MANUFCTRD GOODS NES	27 912	11 450	7 052	664 GLASS	2 207	1 140	722
EXPORTS	3 061 987	1 113 981	688 034	665 GLASSWARE	2 707	1 000	639
011 BOVINE MEAT	386 398	152 282	91 052	666 POTTERY	937	174	103
012 OTHER MEAT, MEAT OFFAL	8 743	1 861	1 109	671 PIG IRON,SPIEGELEISN,ETC	24 519	4 337	2 671
016 MEAT,ED.OFFL.DRY,SLT,SMK	458	69	42	672 INGOTS ETC.IRON OR STEEL	6 132	3 144	2 115
017 MEAT,OFFL.PRPD,PRSD,NES	4 871	4 169	2 489	673 FLAT-ROLLED IRON ETC.	27 984	7 788	4 867
022 MILK AND CREAM	2 294	847	511	674 FLAT-ROLLED PLATED IRON	4 199	944	615
023 BUTTER,OTHER FAT OF MILK	24 999	16 413	9 739	675 FLAT-ROLLED, ALLOY STEEL	46 066	9 398	5 860
024 CHEESE AND CURD	11 625	2 668	1 582	676 IRON,STL.BAR,SHAPES ETC.	9 582	4 320	2 676
027 FISH ETC.PRPD,PRSD,NES	77	54	34	678 WIRE OF IRON OR STEEL	4 078	2 653	1 655
042 RICE	568	96	61	679 TUBES,PIPES,ETC.IRON,STL	12 487	7 258	4 586
043 BARLEY, UNMILLED	80 251	1 394	934	681 SILVER,PLATINUM,ETC.	7	69	45
044 MAIZE UNMILLED	756	536	319	682 COPPER	2 327	5 709	3 445
045 OTHER CEREALS, UNMILLED	31 604	462	310	683 NICKEL	651	2 150	1 369
046 MEAL,FLOUR OF WHEAT,MSLN	3 419	225	135	684 ALUMINIUM	464	817	495
048 CEREAL PREPARATIONS	1 783	476	296	686 ZINC	1 352	566	223
054 VEGETABLES	960	151	93	689 MISC.NON-FERR.BASE METAL	105	662	410
057 FRUIT,NUTS EXCL.OIL NUTS	341	53	34	691 METALLIC STRUCTURES NES	124	89	57
051 SUGARS,MOLASSES,HONEY	4 428	515	328	692 CONTAINERS,STORAGE,TRNSP	50	190	116
052 SUGAR CONFECTIONERY	884	315	203	693 WIRE PRODUCTS EXCL.ELECT	795	2 020	1 249
071 COFFEE,COFFEE SUBSTITUTE	1 274	1 215	771	694 NAILS,SCREWS,NUTS,ETC.	275	375	229
072 COCOA	19 590	5 567	3 471	695 TOOLS	1 730	5 467	3 484
073 CHOCOLATE,OTH.COCOA PREP	6 089	3 348	2 035	696 CUTLERY	76	263	164
081 ANIMAL FEED STUFF	231 007	17 230	10 377	697 HOUSEHOLD EQUIPMENT,NES	26	70	45
081 MARGARINE AND SHORTENING	872	163	99	699 MANUFACTS.BASE METAL,NES	8 599	9 945	6 186
089 EDIBLE PROD.PREPRTS,NES	27 702	21 809	13 759	713 INTRNL COMBUS PSTN ENGIN	789	6 533	4 109
111 NON-ALCOHOL.BEVERAGE,NES	2 387	305	195	714 ENGINES,MOTORS NON-ELECT	9	1 153	677
112 ALCOHOLIC BEVERAGES	14 633	2 373	1 521	716 ROTATING ELECTRIC PLANT	437	1 087	658
122 TOBACCO, MANUFACTURED	1 004	2 149	1 397	718 OTH.POWR.GENRTNG.MACHNRY	24	276	177
231 NATURAL RUBBER, ETC.	506	227	146	721 AGRIC.MACHINES,EX.TRACTR	66	101	65
232 SYNTHETIC RUBBER, ETC.	12 009	4 605	2 782	723 CIVIL ENGINEERING EQUIPT	852	1 653	1 097
245 WOOD IN CHIPS, PARTICLES	11 946	171	114	724 TEXTILE,LEATHER MACHINES	1 717	18 266	11 866
247 WOOD ROUGH,ROUGH SQUARED	866 589	19 103	12 435	725 PAPER,PULP MILL MACHINES	172	375	243
248 WOOD, SIMPLY WORKED	23 787	2 193	1 322	726 PRINTNG,BOOKBINDNG MACHS	345	713	445
263 COTTON	4 455	3 330	2 022	727 FOOD-PRDCESS.MCH.NON DOM	463	2 557	1 706
269 SYNTHETIC FIBRES	401	124	75	728 OTH.MACH,PTS,SPCL INDUST	3 690	6 938	4 479
269 WORN CLOTHING,TEXTL.ARTL	3 357	572	356	731 METAL REMOVAL WORK TOOLS	177	1 723	1 059
273 STONE, SAND AND GRAVEL	1 070	138	88	733 MACH-TOOLS,METAL-WORKING	1 019	552	361
274 SULPHUR,UNRSTD.IRON PYRS	107 910	2 226	1 425	735 PARTS,NES,FOR MACH-TOOLS	2 183	3 591	2 254
278 OTHER CRUDE MINERALS	48 298	4 369	2 605	737 METALWORKING MACHNRY NES	2 076	4 293	2 650
285 ALUMINIUM ORE,CONCTR,ETC	85 337	14 136	8 612	741 HEATING,COOLNG EQUIP,PART	*	*	*
292 CRUDE VEG.MATERIALS, NES	3 165	2 549	1 520	742 PUMPS FOR LIQUIDS,PARTS	535	2 736	1 786
334 PETROLEUM PRODUCTS	21 109	6 430	4 178	743 PUMPS NES,CENTRIFUGS ETC	279	4 163	2 636
335 RESIDUAL PETROL.PRODUCTS	67 693	3 524	2 198	744 MECHANICAL HANDLNG EQUIP	175	241	156
351 ELECTRIC CURRENT, MWH	623 570	39 413	23 222	745 OTH.NONELEC MCH,TOOL,NES	2 479	5 031	3 291
411 ANIMAL OILS AND FATS	2 093	325	204	746 BALL OR ROLLER BEARINGS	272	1 895	1 217
421 FIXED VEG.FAT,OILS, SOFT	428	87	51	747 TAPS,COCKS,VALVES,ETC.	393	5 730	3 533
421 ANIMAL,VEG.FATS,OILS,NES	17 343	2 305	1 440	748 TRANSMISSIONS SHAFTS ETC	3 031	5 096	3 237
511 HYDROCARBONS,NES,DERIVTS	4 275	863	533	749 NON-ELECT MACH,PARTS,ETC	240	734	453
512 ALCOHOL,PHENOL,ETC.DERIV	44 798	11 149	6 897	751 OFFICE MACHINES	208	1 524	954
513 CARBOXYLIC ACIDS,DERIVTS	14 755	5 731	3 511	752 AUTOMATC.DATA PROC.EQUIP	325	2 806	1 833
514 NITROGEN-FUNCT.COMPOUNDS	10 261	7 361	4 503	759 PARTS,FOR OFFICE MACHINS	26	316	195
515 ORGANO-INORGANIC COMPNDS	8 374	5 152	3 155	761 TELEVISION RECEIVERS ETC	279	920	574
515 OTHER ORGANIC CHEMICALS	11 162	1 984	1 215	762 RADIO-BROADCAST RECEIVER	50	167	107
522 INORGANIC CHEM.ELEMENTS	32 881	8 226	4 982	763 SOUND RECORDER,PHONOGRPH	19	194	121
523 METAL.SALTS,INORGAN.ACID	9 682	3 940	2 413	764 TELECOMM.EQUIP,PARTS NES	264	4 286	2 717
524 OTHER CHEMICAL COMPOUNDS	5 374	1 738	1 061	771 ELECT POWER MACHNRY,PAPTS	1	120	78
531 SYNTH.COLOURS,LAKES,ETC.	5 681	23 770	14 547	772 ELEC.SWITCH.RELAY.CIRCUT	654	5 017	3 092
532 DYEING,TANNING MATERIALS	289	95	57	773 ELECTR.DISTRIBT.EOPT NES	1 503	2 637	1 674
533 PIGMENTS, PAINTS, ETC.	39 820	16 510	10 364	774 ELECTRO-MEDCL,XRAY EQUIP	314	5 554	3 331
541 MEDICINES,ETC.EXC.GRPS42	1 780	7 414	4 531	775 DOM.ELEC,NON-ELEC.EQUIPT	663	1 158	742
542 MEDICAMENTS	2 193	12 206	7 626	776 TRANSISTORS,VALVES,ETC.	20	624	394
551 ESSENTL.OIL,PERFUME,FLAVR	354	1 910	1 194	778 ELECTRIC,MACH,APPART,NES	9 392	8 325	5 410
551 PERFUMERY,COSMETICS,ETC.	5 763	5 536	3 535	781 PASS.MOTOR VEHCLS.EX,BUS	7 899	11 320	6 957
554 SOAP,CLEANERS,POLISH,ETC	6 319	2 919	1 791	782 GOODS,SPCL TRANSPORT VEH	2 683	1 562	978
571 POLYMERS OF ETHYLENE	718	191	120	783 ROAD MOTOR VEHICLES NES	4 603	5 251	3 217
572 POLYMERS OF STYRENE	204	56	36	784 PARTS,TRACTORS,MOTOR VEH	1 402	2 344	1 478
573 POLYMERS,VINYL CHLORIDE	4 189	990	609	785 CYCLES,MOTORCYCLES ETC.	34	152	96
574 POLYACETAL,POLYCARBONATE	9 759	3 664	2 307	786 TRAILERS,SEMI-TRAILR,ETC	353	200	123
575 OTH.PLASTIC,PRIMARY FORM	22 528	16 417	10 258	791 RAILWAY VEHICLES.EQUIPNT	19 036	3 194	2 129
581 PLASTIC TUBE,PIPE,HOSE	82	252	160	793 SHIP,BOAT,FLOAT.STRUCTRS	49	215	144
582 PLASTIC PLATE,SHEETS,ETC	3 942	4 457	2 735	800 CPL IND PLANT CHAP 90/94	128	2 010	1 180
583 MONOFILAMENT OF PLASTICS	100	70	46	811 PREFABRICATED BUILDINGS	110	55	33
591 INSECTICIDES, ETC.	7 105	19 535	11 686	812 PLUMBNG,SANITRY,EQPT,ETC	17	51	32
592 STARCHES,INULIN,ETC.	9 614	2 801	1 722	813 LIGHTNG FIXTURES ETC,NES	393	644	395
597 PREPRD ADDITIVES,LQUIDS	10 536	4 183	2 568	821 FURNITURE,CUSHIONS,ETC.	2 908	2 523	1 561
599 MISC.CHEMICAL PRODS,NES	89 792	28 832	18 014	831 TRUNK,SUIT-CASES,BAG,ETC	34	54	33
611 LEATHER	3 417	8 861	5 534	841 MENS,BOYS CLOTHNG,X-KNIT	88	557	334
612 MANUFACT.LEATHER ETC,NES	33	169	112	842 WOMEN,GIRL CLOTHNG,XKNIT	311	960	608
613 FURSKINS,TANNED,DRESSED	61	232	145	844 WOMEN,GIRLS CLOTHNG,KNIT	56	190	120
				845 OTHR.TEXTILE APPAREL,NES	208	740	458
				846 CLOTHING ACCESSRS,FABRIC	1 290	5 636	3 482

7 IMPORTS AND EXPORTS (SPECIAL TRADE) BY COUNTRIES OF PRODUCTION AND CONSUMPTION AND BY GROUPS OF THE SITC-REV. III 1990

GROUP DESCRIPTION	DT = 100 KG	1 000 DM	1 000 \$	GROUP DESCRIPTION	DT = 100 KG	1 000 DM	1 000 \$
848 CLOTHING,NONTXTL;HEADGEAR	764	3 553	2 194	681 SILVER,PLATINUM,ETC.	5	208	123
851 FOOTWEAR	1 709	2 086	1 299	682 COPPER	20 349	8 461	5 367
871 OPTICAL INSTRUMENTS,NES	3	50	31	683 NICKEL	790	1 029	690
872 MEDICAL INSTRUMENTS NES	973	8 602	5 512	684 ALUMINIUM	138	103	61
873 METERS,COUNTERS,NES	86	188	107	689 MISC.NON-FERR.BASE METAL	263	194	114
874 MEASURE,CONTROL INSTRMNT	189	5 605	3 580	692 CONTAINERS,STORAGE,TRNSP	11 802	2 034	1 269
881 PHOTOGRAPH APPAR.ETC.NES	46	508	332	694 NAILS,SCREWS,NUTS,ETC.	14 183	1 667	1 025
882 PHOTO.CINEMATOGRPH.SUPPL	986	1 453	942	695 TOOLS	72	115	73
884 OPTICAL GOODS NES	3	53	33	696 CUTLERY	83	176	110
892 PRINTED MATTER	4 341	3 613	2 269	699 MANUFACTS.BASE METAL,NES	9 104	1 372	867
893 ARTICLES,NES,OF PLASTICS	8 090	5 065	3 163	713 INTRNL COMBUS PSTN ENGIN	158	54	34
894 BABY CARRIAGE,TOYS,GAMES	485	1 117	727	716 ROTATING ELECTRIC PLANT	6 108	3 333	2 085
895 OFFICE,STATIONERY SUPPLS	121	484	302	718 OTH.POWR.GENRTNG.MACHNRY	184	403	249
897 GOLD,SILVERWARE,JEWEL NES	8	193	119	721 AGRIC.MACHINES,EX.TRACTR	639	173	106
898 MUSICAL INSTRUMENTS,ETC.	438	1 770	1 113	723 CIVIL ENGINEERING EQUIPT	7 170	679	422
899 MISC MANUFCTRD GOODS NES	2 069	14 139	8 788	726 PRINTNG,BDDBINDNG MACHS	192	250	157
941 COMPL IND PLANT CHAPT 99	63	990	581	728 OTH.MACH.PTS,SPCL INDUST	1 670	847	531
971 GOLD,NONMONTRY EXCL ORES		60	38	731 METAL REMOVAL WORK TOOLS	16 722	10 037	6 260
				733 MACH-TOOLS,METAL-WORKING	220	69	44
BULGARIA				735 PARTS,NES,FOR MACH-TOOLS	2 660	2 511	1 551
IMPORTS	2 709 563	395 690	246 624	737 METALWORKING MACHNRY NES	185	157	96
001 LIVE ANIMALS	626	148	93	741 HEATING,COOLING EQUIP,PART	340	798	493
012 OTHER MEAT, MEAT OFFAL	1 918	903	576	742 PUMPS FOR LIQUIDS,PARTS	114	93	56
024 CHEESE AND CURD	16 358	11 996	7 437	743 PUMPS NES,CENTRIFUGS ETC	419	160	97
034 FISH,FRESH,CHILLED,FROZEN	339	144	95	744 MECHANICAL HANDLING EQUIP	10 003	2 883	1 802
044 MAIZE UNMILLED	540	106	63	745 OTH.NONELEC MCH.TOOL,NES	400	300	188
045 OTHER CEREALS, UNMILLED	1 807	83	50	746 BALL OR ROLLER BEARINGS	202	341	201
054 VEGETABLES	79 926	5 146	3 217	747 TAPS,COCKS,VALVES,ETC.	826	453	284
056 VEGETABLES,PRPD,PRSD,NES	95 045	7 782	4 837	748 TRANSMISSIONS SHAFTS ETC	1 296	694	436
057 FRUIT,NUTS EXCL.OIL NUTS	51 286	4 913	3 017	749 NON-ELECT MACH.PARTS,ETC	3 144	569	350
058 FRUIT,PRESERVED,PREPARED	34 325	3 567	2 270	751 OFFICE MACHINES	1 251	1 474	916
059 FRUIT,VEGETABLE JUICES	19 994	2 554	1 684	752 AUTOMATC.DATA PROC.EQUIP	121	96	58
061 SUGARS,MOLASSES,HONEY	3 506	638	386	753 PARTS,FOR OFFICE MACHINS	339	418	106
075 SPICES	27 937	3 981	2 414	754 RADIO-BROADCAST RECEIVER	1 396	841	528
081 ANIMAL FEED STUFF	12 227	9 128	5 676	755 TELECOM.EQUIP,PARTS NES	15	165	102
112 ALCOHOLIC BEVERAGES	115 359	10 455	6 555	756 ELECT POWER MACHNY,PARTS	122	722	449
121 TOBACCO, UNMANUFACTURED	25 186	14 318	8 931	757 ELECTR DISTRIBT.EQPT NES	192	56	38
211 HIDES,SKINS(EX.FURS),RAW	2 207	230	155	758 ELECTRO-MEDCL,XRAY EQUIP	18	80	49
222 OILSEED(SFT.FIX VEG.OIL)	112 011	6 153	4 007	759 DOM.ELEC.NON-ELEC.EQUIPT	497	853	530
223 OILSEED(OTH.FIX VEG.OIL)	18 785	1 058	711	760 ELECTRIC.MACH.APPART.NES	2 559	1 233	791
232 SYNTHETIC RUBBER, ETC.	8 780	662	401	761 PASS.MOTOR VEHCLS,EX.BUS	227	95	53
248 WOOD, SIMPLY WORKED	3 683	153	98	762 GOODS,SPCL TRANSPORT VEH	266	95	60
251 PULP AND WASTE PAPER	825	82	50	764 PARTS,TRACTORS,MOTOR VEH	610	418	251
263 COTTON	1 836	319	193	765 TRAILERS,SEMI-TRAILR,ETC	2 349	367	234
267 OTHER MAN-MADE FIBRES	2 558	414	251	766 SHIP,BOAT,FLOAT,STRUCTRS	940	636	406
273 STONE, SAND AND GRAVEL	5 611	75	50	767 LIGHTING FIXTURES ETC.NES	2 216	470	284
278 OTHER CRUDE MINERALS	14 699	625	393	768 FURNITURE,CUSHIONS,ETC.	35 947	7 128	4 416
282 FERROUS WASTE AND SCRAP	18 674	3 239	2 035	769 TRUNK,SUIT-CASES,BAG,ETC	2 323	1 161	735
288 NON-FERROUS WASTE,SCRAP	25 550	5 677	3 522	770 MENS,BOYS CLOTHING,X-KNIT	7 607	22 048	13 745
289 PREC.METAL ORES,CONCRTS	401	1 440	872	771 WOMEN,GIRL CLOTHING,XKNIT	6 880	38 855	24 082
291 CRUDE ANIMAL MATERIALS,NES	1 874	290	180	772 MENS,BOYS CLOTHING,KNIT	2 152	3 407	2 167
292 CRUDE VEG.MATERIALS, NES	25 201	10 038	6 257	773 WOMEN,GIRLS CLOTHING,KNIT	1 520	5 239	3 248
335 RESIDUAL PETROL.PRODUCTS	78 901	3 993	2 458	774 OTHR.TEXTILE APPAREL,NES	9 364	20 705	13 013
431 ANIMAL,VEG.FATS,OILS,NES	2 468	121	78	775 CLOTHING,NONTXTL;HEADGEAR	72	415	263
512 ALCOHOL,PHENOL,ETC.DERIV	648	225	133	776 FOOTWEAR	4 610	10 113	6 379
513 CARBOXYLIC ACIDS,DERIVTS	1 510	389	240	777 MEDICAL INSTRUMENTS NES	4	104	69
515 ORGANO-INORGANIC COMPNDS	10 937	2 572	1 544	778 METERS,COUNTERS,NES	166	293	180
516 OTHER ORGANIC CHEMICALS	225	152	95	779 MEASURE,CONTROL INSTRMNT	63	604	387
522 INORGANIC CHEM.ELEMENTS	559	966	622	780 PHOTOGRAPH APPAR.ETC.NES	4	496	296
524 OTHER CHEMICAL COMPOUNDS	212	374	224	781 OPTICAL GOODS NES	1	98	59
541 MEDICINES,ETC.EXC.GRP542	739	2 682	1 654	782 ARMS AND AMMUNITION	24	358	213
542 MEDICAMENTS	63	530	319	783 PRINTED MATTER	283	158	99
551 ESSNTL.OIL,PERFUME,FLAVR	137	586	359	784 ARTICLES,NES,OF PLASTICS	3 653	940	584
562 FERTILIZER,EXCEPT GRP272	810 054	11 937	7 313	785 BABY CARRIAGE,TOYS,GAMES	6 808	2 411	1 532
571 POLYMERS OF ETHYLENE	1 000	151	101	786 WORKS OF ART,ANTIQUE ETC	29	977	606
572 POLYMERS OF STYRENE	530	124	74	788 MUSICAL INSTRUMENTS,ETC.	1 388	2 198	1 432
575 OTH.PLASTIC,PRIMARY FORM	2 081	280	175	789 MISC MANUFCTRD GOODS NES	98	62	37
582 PLASTIC PLATE,SHEETS,ETC	3 271	1 282	797	790 COIN NONGOLD NONCURRENT	11	895	560
583 MONOFILAMENT OF PLASTICS	58	80	51	791 GOLD,NONMONTRY EXCL ORES		256	151
591 INSECTICIDES, ETC.	5 364	1 123	681	EXPORTS	1 072 313	788 373	484 430
592 STARCHES,INULIN,ETC.	1 105	245	155	001 LIVE ANIMALS	9 935	2 959	1 825
598 MISC.CHEMICAL PROOTS,NES	1 398	127	75	011 BOVINE MEAT	21 151	4 136	2 506
611 LEATHER	99	111	65	012 OTHER MEAT, MEAT OFFAL	229	50	34
625 RUBBER TYRES,TUBES,ETC.	1 851	566	356	022 MILK AND CREAM	19 060	2 991	1 778
629 ARTICLES OF RUBBER, NES	249	248	154	023 BUTTER,OTHER FAT OF MILK	44 528	12 558	7 564
634 VENEERS, PLYWOOD, ETC.	13 784	1 355	813	024 CHEESE AND CURD	13 225	3 330	2 088
635 WOOD MANUFACTURES, NES	12 345	712	450	044 MAIZE UNMILLED	4 179	782	459
641 PAPER AND PAPERBOARD	11 857	1 487	910	048 CEREAL PREPARATIONS	194	110	70
651 TEXTILE YARN	1 477	798	490	054 VEGETABLES	858	190	116
652 COTTON FABRICS, WOVEN	6 588	2 926	1 771	057 FRUIT,NUTS EXCL.OIL NUTS	532	102	61
653 FABRICS,MAN-MADE FIBRES	960	722	455	058 FRUIT,PRESERVED,PREPARED	774	558	344
654 OTH.TEXTILE FABRIC,WOVEN	34	536	335	059 FRUIT,VEGETABLE JUICES	591	104	64
657 SPECIAL YARN,TXTL.FABRIC	3 200	634	389	061 SUGARS,MOLASSES,HONEY	24 894	1 279	840
658 TEXTILE ARTICLES NES	13 814	8 406	5 255	062 SUGAR CONFECTIONERY	277	290	184
659 FLOOR COVERINGS, ETC.	1 706	2 279	1 376	071 COFFEE,COFFEE SUBSTITUTE	2 289	1 880	1 200
661 LIME,CEMENT,CONSTR.MATRL	46 070	795	500	072 CHOCOLATE,OTH.COCOA PREP	4 510	2 753	1 763
662 CLAY,REFRCT.CONSTR.MATRL	4 477	283	174	075 SPICES	459	173	103
663 MINERAL MANUFACTURES,NES	195	58	34	081 ANIMAL FEED STUFF	29 975	2 247	1 359
664 GLASS	1 688	111	70	098 EDIBLE PROD.PREPRTN,NES	10 067	8 318	4 998
665 GLASSWARE	869	417	255	111 NON-ALCOHOL.BEVERAGE,NES	1 053	124	78
666 POTTERY	601	157	100	112 ALCOHOLIC BEVERAGES	6 235	1 306	831
667 PEARLS,PRECIOUS STONES				122 TOBACCO, MANUFACTURED	873	1 439	891
671 PIG IRON,SPIEGELISEN,ETC	18 035	1 510	936	211 HIDES,SKINS(EX.FURS),RAW	7 480	3 772	2 238
672 INGOTS ETC.IRON OR STEEL	12 654	951	585	222 OILSEED(SFT.FIX VEG.OIL)	2 373	300	182
673 FLAT-ROLLED IRON ETC.	638 669	40 071	24 692	232 SYNTHETIC RUBBER, ETC.	5 668	1 534	927
676 IRON,STL.BAR,SHAPES ETC.	43 252	2 812	1 699	266 SYNTHETIC FIBRES	222	59	37
679 TUBES,PIPES,ETC.IRON,STL	7 960	1 524	914				

7 IMPORTS AND EXPORTS (SPECIAL TRADE) BY COUNTRIES OF PRODUCTION AND CONSUMPTION AND BY GROUPS OF THE SITC-REV. III 1990

GROUP DESCRIPTION	DT = 100 KG	1 000 DM	1 000 \$	GROUP DESCRIPTION	DT = 100 KG	1 000 DM	1 000 \$
267 OTHER MAN-MADE FIBRES	1 264	537	354	728 OTH.MACH.PTS,SPCL INDUST	6 901	32 797	19 911
278 OTHER CRUDE MINERALS	5 824	708	427	731 METAL REMOVAL WORK TOOLS	2 446	13 812	8 569
285 ALUMINIUM ORE,CONCTR.ETC	370	69	45	733 MACH-TOOLS,METAL-WORKING	1 268	4 216	2 619
287 ORE,CONCENTR.BASE METALS	2 811	341	216	735 PARTS,NES,FOR MACH-TOOLS	1 978	10 190	6 314
291 CRUDE ANIMAL MATERIALS,NES	21	67	43	737 METALWORKING MACHNRY NES	2 084	16 086	10 357
292 CRUDE VEG.MATERIALS, NES	805	398	240	741 HEATING,COOLING EQUIP,PART			
334 PETROLEUM PRODUCTS	1 073	534	333	742 PUMPS FOR LIQUIDS,PARTS	1 150	5 085	3 128
335 RESIDUAL PETROL.PRODUCTS	698	113	74	743 PUMPS NES,CENTRIFUGS ETC	1 990	10 759	6 937
421 FIXED VEG.FAT,OILS, SOFT	10 922	987	625	744 MECHANICAL HANDLING EQUIP	2 978	7 130	4 311
422 FIXED VEG.FAT,OILS,OTHER	1 212	149	93	745 OTH.NONELEC MCH,TOOL,NES	2 957	20 553	12 459
431 ANIMAL,VEG.FATS,OILS,NES	8 424	1 211	746	746 BALL OR ROLLER BEARINGS	1 642	8 595	5 306
511 HYDROCARBONS,NES,DERIVTS	580	189	117	747 TAPS,COCKS,VALVES,ETC.	2 255	8 846	5 454
512 ALCOHOL,PHENOL,ETC.DERIV	4 571	1 466	902	748 TRANSMISSIONS SHAFTS ETC	1 674	4 654	2 850
513 CARBOXYLIC ACIDS,DERIVTS	12 517	3 658	2 245	749 NON-ELECT MACH.PARTS,ETC	1 134	4 394	2 687
514 NITROGEN-FUNCT.COMPOUNDS	3 411	2 585	1 548	751 OFFICE MACHINES	193	1 373	866
515 ORGANIC-INORGANIC COMPNDS	1 844	2 956	1 785	752 AUTOMATC,DATA PROC.EQUIP	553	5 640	3 495
516 OTHER ORGANIC CHEMICALS	652	514	318	759 PARTS,FOR OFFICE MACHINS	78	1 318	804
522 INORGANIC CHEM.ELEMENTS	9 627	4 253	2 578	761 TELEVISION RECEIVERS ETC	479	2 081	1 295
523 METAL.SALTS,INORGAN.ACID	26 183	2 254	1 383	762 RADIO-BROADCAST RECEIVER	469	1 997	1 264
524 OTHER CHEMICAL COMPOUNDS	730	1 184	723	763 SOUND RECORDER,PHONOGRPH	138	1 014	631
525 RADIO-ACTIVE MATERIALS	52	90	53	764 TELECOMM.EQUIP.PARTS NES	481	3 812	2 364
531 SYNTH.COLOURS,LAKES,ETC.	2 360	8 118	5 021	771 ELECT POWER MACHNRY,PARTS	960	2 452	1 519
532 DYEING,TANNING MATERIALS	5 535	1 277	773	772 ELEC.SWITCH.RELAY.CIRCUIT	1 081	11 783	7 311
533 PIGMENTS, PAINTS, ETC.	11 043	8 245	5 071	773 ELECTR DISTRIBT.EQPT NES	2 585	2 825	1 719
541 MEDICINES,ETC.EXC.GRP542	1 047	5 441	3 410	774 ELECTRO-MEDCL.XRAY EQUIP	2 175	9 558	5 761
542 MEDICAMENTS	1 041	9 602	6 079	775 DOM.ELEC.NON-ELEC.EQUIPT	2 442	3 736	2 313
551 ESSENTL.OIL,PERFUME,FLAVR	1 756	1 156	731	776 TRANSISTORS,VALVES,ETC.	158	5 012	3 098
552 PERFUMERY,COSMETICS,ETC.	756	1 598	1 009	778 ELECTRIC.MACH.APPLT.NES	11 690	12 283	7 570
553 SOAP,CLEANERS,POLISH,ETC	20 889	6 057	3 724	781 PASS.MOTOR VEHCLS.EX.BUS	14 314	17 103	10 580
571 POLYMERS OF ETHYLENE	1 030	377	225	782 GOODS,SPCL TRANSPORT VEH	10 302	9 956	6 053
572 POLYMERS OF STYRENE	3 580	1 055	632	783 ROAD MOTOR VEHICLES NES	2 368	3 905	2 463
573 POLYMERS,VINYL CHLORIDE	5 979	1 496	899	784 PARTS,TRACTORS,MOTOR VEH	5 231	13 230	8 184
574 POLYACETAL,POLYCARBONATE	12 522	6 818	4 203	785 CYCLES,MOTORCYCLES ETC.	284	454	3 273
575 OTH.PLASTIC,PRIMARY FORM	27 751	12 392	7 547	786 TRAILERS,SEMI-TRAILER,ETC	5 959	5 617	3 462
581 PLASTIC TUBE,PIPE,HOSE	251	606	385	791 RAILWAY VEHICLES.EQUIPNT	88	144	89
582 PLASTIC PLATE,SHEETS,ETC	6 907	6 399	3 974	793 SHIP,BOAT,FLOAT.STRUCTRS	35	116	74
583 MONOFILAMENT OF PLASTICS	134	389	248	813 LIGHTING FIXTURES ETC.NES	59	329	201
591 INSECTICIDES, ETC.	8 038	12 714	7 515	821 FURNITURE,CUSHIONS,ETC.	1 060	832	514
592 STARCHES,INULIN,ETC.	1 424	905	563	831 TRUNK,SUIT-CASES,BAG,ETC	56	107	64
597 PREPRD ADDITIVES,LIQUIDS	6 025	2 493	1 521	841 MENS,BOYS CLOTHNG,X-KNIT	45	198	124
598 MISC.CHEMICAL PRDCTS,NES	34 265	10 669	6 507	842 WOMEN,GIRL CLOTHNG,XKNIT	1 287	947	564
600 CPL IND PLANT CHAP 69-76	34	50	34	843 MENS,BOYS CLOTHING,KNIT	1 063	1 414	862
611 LEATHER	1 048	1 126	679	844 WOMEN,GIRLS CLOTHNG,KNIT	54	252	151
621 MATERIALS OF RUBBER	157	475	291	845 OTHR.TEXTILE APPAREL,NES	910	1 584	977
625 RUBBER TYRES,TUBES,ETC.	3 604	1 492	919	846 CLOTHING ACCESSRS,FABRIC	574	2 235	1 383
629 ARTICLES OF RUBBER, NES	419	1 113	681	848 CLOTHING,NONXTL;HEADGEAR	207	1 041	653
634 VENEERS, PLYWOOD, ETC.	869	342	216	851 FOOTWEAR	1 579	2 388	1 478
635 WOOD MANUFACTURES, NES	462	1 126	79	871 OPTICAL INSTRUMENTS,NES	19	941	572
641 PAPER AND PAPERBOARD	35 589	7 402	4 553	872 MEDICAL INSTRUMENTS NES	542	10 174	6 265
642 PAPER,PAPERBOARD,CUT ETC	13 910	5 882	3 664	873 METERS,COUNTERS,NES	85	953	591
651 TEXTILE YARN	2 777	5 258	3 268	874 MEASURE,CONTROL INSTRMNT	581	15 548	9 513
652 COTTON FABRICS, WOVEN	3 598	8 516	5 332	881 PHOTOGRAPH APPAR.ETC.NES	92	1 836	1 136
653 FABRICS,MAN-MADE FIBRES	7 460	23 452	14 622	882 PHOTO.CINEMATOGRPH.SUPPL	1 321	3 619	2 176
654 OTH.TEXTILE FABRIC,WOVEN	930	2 191	1 333	884 OPTICAL GOODS NES	56	483	293
655 KNIT,CROCHET.FABRIC NES	1 188	3 575	2 265	885 WATCHES AND CLOCKS	33	428	261
656 TULLE,LACE,EMBROIDRY.ETC	216	1 121	686	891 ARMS AND AMMUNITION	24	211	133
657 SPECIAL YARN,XTL.FABRIC	4 124	7 299	4 520	892 PRINTED MATTER	4 114	4 543	2 816
658 TEXTILE ARTICLES NES	749	510	311	893 ARTICLES,NES,OF PLASTICS	1 745	2 102	1 310
661 LIME,CEMENT,CONSTR.MATRL	669	62	40	894 BABY CARRIAGE,TOYS,GAMES	1 166	1 654	1 011
662 CLAY,REFRCT.CONSTR.MATRL	46 802	6 367	3 948	895 OFFICE,STATIONERY SUPPLS	169	1 171	719
663 MINERAL MANUFACTURES,NES	4 498	4 497	2 761	897 GOLD,SILVERWARE,JEWEL NES	53	1 047	658
664 GLASS	1 286	998	598	898 MUSICAL INSTRUMENTS,ETC.	685	2 203	1 362
665 GLASSWARE	179	552	347	899 MISC MANUFCTRD GOODS NES	996	4 234	2 632
666 POTTERY	47	67	42	971 GOLD,NONMONTRY EXCL DRES		334	198
671 PIG IRON,SPIEGELEISN,ETC	2 726	1 270	757				
672 INGOTS ETC.IRON OR STEEL	632	309	208	ALBANIA			
673 FLAT-ROLLED IRON ETC.	126 510	13 973	8 430	IMPORTS	174 710	38 000	23 531
674 FLAT-ROLLED PLATED IRON	2 519	457	280	054 VEGETABLES	13 037	1 757	1 053
675 FLAT-ROLLED, ALLOY STEEL	54 454	14 070	8 394	056 VEGETABLES,PRPD,PRSD,NES	1 951	533	335
676 IRON,STL.BAR,SHAPES ETC.	41 600	6 472	3 855	057 FRUIT,NUTS EXCL.OIL NUTS	4 960	594	361
678 WIRE OF IRON OR STEEL	20 330	3 832	2 299	075 SPICES	3 677	1 153	740
679 TUBES,PIPES,ETC.IRON,STL	54 284	15 454	9 205	282 FERROUS WASTE AND SCRAP	510	52	32
681 SILVER,PLATINUM,ETC.	26	1 460	897	287 ORE,CONCENTR.BASE METALS	105 362	2 080	1 283
682 COPPER	4 633	5 725	3 466	288 NON-FERROUS WASTE,SCRAP	4 735	1 818	1 152
683 NICKEL	107	564	340	292 CRUDE VEG.MATERIALS, NES	11 841	3 034	1 901
684 ALUMINIUM	8 200	6 710	4 147	635 WOOD MANUFACTURES, NES	200	62	41
686 ZINC	34	164	99	659 FLOOR COVERINGS, ETC.	475	3 125	1 911
689 MISC.NON-FERR.BASE METAL	74	611	394	665 GLASSWARE	526	180	110
691 METALLIC STRUCTURES NES	3 928	2 692	1 620	666 POTTERY	730	155	96
692 CONTAINERS,STORAGE,TRNSP	2 721	1 780	1 106	671 PIG IRON,SPIEGELEISN,ETC	1 515	178	106
693 WIRE PRODUCTS EXCL.ELECT	5 937	3 354	1 992	682 COPPER	14 973	6 247	3 833
694 NAILS,SCREWS,NUTS,ETC.	2 085	1 463	877	683 NICKEL	1 265	1 917	1 150
695 TOOLS	1 058	5 716	3 496	686 ZINC	3 244	734	436
696 CUTLERY	19	232	137	764 TELECOMM.EQUIP.PARTS NES	14	50	31
697 HOUSEHOLD EQUIPMENT,NES	371	252	165	841 MENS,BOYS CLOTHNG,X-KNIT	845	1 756	1 103
699 MANUFACTS.BASE METAL,NES	3 885	4 070	2 559	842 WOMEN,GIRL CLOTHNG,XKNIT	2 327	10 856	6 777
700 CPL IND PLANT (84/85/87)	266	2 872	1 722	844 WOMEN,GIRLS CLOTHNG,KNIT	54	321	207
711 STEAM GENER. BOILERS,ETC.	120	311	188	845 OTHR.TEXTILE APPAREL,NES	69	336	212
712 STEAM TURBINES	110	570	344	896 WORKS OF ART,ANTIQUE ETC		54	34
713 INTRNL COMBUS PSTN ENGIN	1 015	4 163	2 559	899 MISC MANUFCTRD GOODS NES	729	486	309
716 ROTATING ELECTRIC PLNT	501	2 192	1 350	972 MONETARY GOLD,GOLD COINS		128	76
718 OTH.POWR.GENRTNG.MACHNRY	101	434	269				
721 AGRIC.MACHINES,EX.TRACTR	2 292	4 285	2 645	EXPORTS	355 726	59 010	36 423
722 TRACTORS	53	79	50	001 LIVE ANIMALS	713	296	175
723 CIVIL ENGINEERING EQUIPT	2 678	4 133	2 508	011 BOVINE MEAT	4 734	1 121	691
724 TEXTILE,LEATHER MACHINES	8 558	39 553	23 994	041 WHEAT, MESLIN, UNMILLED	225 004	2 335	1 566
725 PAPER,PULP MILL MACHINES	384	2 238	1 403				
726 PRINTNG,BOOKBINDNG MACHS	1 688	7 609	4 745				
727 FOOD-PROCESS.MCH.NON DOM	1 598	12 100	7 328				

7 IMPORTS AND EXPORTS (SPECIAL TRADE) BY COUNTRIES OF PRODUCTION AND CONSUMPTION AND BY GROUPS OF THE SITC-REV. III 1990

GROUP DESCRIPTION	DT = 100 KG	1 000 DM	1 000 \$	GROUP DESCRIPTION	DT = 100 KG	1 000 DM	1 000 \$
111 NON-ALCOHOL. BEVERAGE, NES	540	51	31	036 CRUSTACEANS, MOLLUSCS ETC	178	146	88
278 OTHER CRUDE MINERALS	770	116	71	037 FISH ETC. PREPD, PRSVD. NES	50 196	28 469	18 053
321 COAL, NOT AGGLOMERATED	6 432	174	106	054 VEGETABLES	159 978	24 755	15 555
512 ALCOHOL, PHENOL, ETC. DERIV	156	54	36	056 VEGETABLES, PRPD, PRSVD. NES	48 582	8 050	5 000
513 CARBOXYLIC ACIDS, DERIVTS	831	256	160	057 FRUIT, NUTS EXCL. OIL NUTS	743 793	71 734	44 154
514 NITROGEN-FUNCT. COMPOUNDS	288	81	49	058 FRUIT, PRESERVED, PREPARED	14 987	2 751	1 720
515 ORGANIC-INORGANIC COMPOUNDS	250	177	111	059 FRUIT, VEGETABLE JUICES	116 625	37 345	22 771
516 OTHER ORGANIC CHEMICALS	63	167	40	061 SUGARS, MOLASSES, HONEY	403	66	43
522 INORGANIC CHEM. ELEMENTS	280	104	60	075 SPICES	4 639	745	471
523 METAL. SALTS, INORGAN. ACID	175	73	43	078 EDIBLE PROD. PREPRTNS. NES	879	2 188	1 368
524 OTHER CHEMICAL COMPOUNDS	35	97	60	PULP AND WASTE PAPER	25 669	2 957	1 812
531 SYNTH. COLOURS, LAKES, ETC.	301	949	585	COTTON	841	175	106
533 PIGMENTS, PAINTS, ETC.	196	211	131	265 VEGETABLE TEXTILE FIBRES	1 136	73	45
541 MEDICINES, ETC. EXC. GRP542	102	314	191	272 FERTILIZERS, CRUDE	945 714	8 387	5 237
554 SOAP, CLEANERS, POLISH, ETC	745	224	139	273 STONE, SAND AND GRAVEL	261	55	33
575 OTH. PLASTIC, PRIMARY FORM	920	394	248	OTHER CRUDE MINERALS	120 148	2 456	1 526
582 PLASTIC PLATE, SHEETS, ETC	83	97	62	281 IRON ORE, CONCENTRATES	15 029	105	71
591 INSECTICIDES, ETC.	729	1 393	833	283 COPPER ORES, CONCENTRATES	99 675	12 963	8 041
592 STARCHES, INULIN, ETC.	198	132	82	287 ORE, CONCENTR. BASE METALS	60 250	5 292	3 217
598 MISC. CHEMICAL PRODS. NES	5 472	1 059	662	288 NON-FERROUS WASTE, SCRAP	8 820	2 979	1 854
611 LEATHER	272	66	39	291 CRUDE ANIMAL MATERLS. NES	93	233	145
641 PAPER AND PAPERBOARD	754	411	249	292 CRUDE VEG. MATERIALS, NES	11 110	7 742	4 826
642 PAPER, PAPERBOARD, CUT ETC	379	568	355	411 ANIMAL OILS AND FATS	15 235	583	345
651 TEXTILE YARN	252	423	264	421 FIXED VEG. FAT, OILS, SOFT	857	368	227
652 COTTON FABRICS, WOVEN	588	1 020	636	431 ANIMAL, VEG. FATS, OILS, NES	849	483	299
653 FABRICS, MAN-MADE FIBRES	1 553	6 161	3 841	522 INORGANIC CHEM. ELEMENTS	153 509	5 387	3 188
654 OTH. TEXTILE FABRIC, WOVEN	51	238	157	551 ESSNTL. OIL, PERFUME, FLAVR	2 188	1 005	625
655 KNIT. CROCHET. FABRIC NES	52	189	116	553 PERFUMERY, COSMETICS, ETC.	189	62	37
656 TULLE, LACE, EMBROIDRY, ETC	14	201	124	562 FERTILIZER, EXCEPT GRP272	1 375 983	43 855	26 353
657 SPECIAL YARN, TXTL. FABRIC	911	4 476	2 763	611 LEATHER	206	1 239	751
662 CLAY, REFRCT. CONSTR. MATRL	2 130	252	159	612 MANUFACT. LEATHER ETC. NES	32	116	71
663 MINERAL MANUFACTURES, NES	416	217	132	625 RUBBER TYRES, TUBES, ETC.	209	121	71
665 GLASSWARE	17	83	52	633 CORK MANUFACTURES	3 431	927	573
673 FLAT-ROLLED IRON ETC.	3 013	398	249	635 WOOD MANUFACTURES, NES	557	278	171
674 FLAT-ROLLED PLATED IRON	987	523	338	642 PAPER, PAPERBOARD, CUT ETC	398	109	67
675 FLAT-ROLLED, ALLOY STEEL	990	385	237	651 TEXTILE YARN	1 999	1 744	1 091
676 IRON, STL. BAR, SHAPES ETC.	886	187	115	652 COTTON FABRICS, WOVEN	270	593	359
678 WIRE OF IRON OR STEEL	526	85	51	653 FABRICS, MAN-MADE FIBRES	233	856	528
679 TUBES, PIPES, ETC. IRON, STL	38 970	6 090	3 689	655 KNIT. CROCHET. FABRIC NES	36	125	82
682 COPPER	428	670	402	657 SPECIAL YARN, TXTL. FABRIC	1 985	184	117
684 ALUMINIUM	276	325	211	658 TEXTILE ARTICLES NES	105	126	76
685 LEAD	885	144	88	659 FLOOR COVERINGS, ETC.	55 444	78 774	48 576
687 TIN	461	563	358	661 LIME, CEMENT, CONSTR. MATRL	10 258	204	130
694 NAILS, SCREWS, NUTS, ETC.	313	159	101	674 FLAT-ROLLED PLATED IRON	3 068	371	236
695 TOOLS	308	403	245	682 COPPER	212	80	54
699 MANUFACTS. BASE METAL, NES	85	344	221	716 ROTATING ELECTRIC PLANT	21	62	42
713 INTRNL COMBUS PSTN ENGIN	63	354	212	724 TEXTILE, LEATHER MACHINES	1 337	906	577
721 AGRIC. MACHINES, EX. TRACTR	35	79	53	743 PUMPS NES, CENTRIFUGS ETC	21	63	38
724 TEXTILE, LEATHER MACHINES	770	4 340	2 612	745 OTH. NONELEC MCH, TOOL, NES	42	58	35
726 PRINTNG, BOOKBINDNG MACHS	112	226	138	752 AUTOMAT. DATA PROC. EQUIP	6	424	263
728 OTH. MACH. PTS, SPCL INDUST	103	726	431	759 PARTS, FOR OFFICE MACHINS	13	836	515
733 MACH-TOOLS, METAL-WORKING	80	214	144	764 TELECOMM. EQUIP. PARTS NES	338	3 314	2 096
741 HEATING, COOLNG EQUIP, PART	*	*	*	771 ELECT POWER MACHNY. PARTS	9	155	95
742 PUMPS FOR LIQUIDS, PARTS	48	106	62	776 TRANSISTORS, VALVES, ETC.	504	13 377	7 997
745 OTH. NONELEC MCH, TOOL, NES	195	169	101	813 LIGHTING FIXTURES ETC. NES	744	2 552	1 593
746 BALL OR ROLLER BEARINGS	70	200	123	831 TRUNK, SUIT-CASES, BAG, ETC	1 595	801	500
747 TAPS, COCKS, VALVES, ETC.	18	59	36	841 MENS, BOYS CLOTHING, X-KNIT	11 287	45 311	28 186
748 TRANSMISSIONS SHAFTS ETC	58	49	32	842 WOMEN, GIRL CLOTHING, XKNIT	50 004	258 039	160 228
749 NON-ELECT MACH. PARTS, ETC	37	114	67	843 MENS, BOYS CLOTHING, KNIT	492	2 113	1 339
752 AUTOMAT. DATA PROC. EQUIP	11	68	43	844 WOMEN, GIRLS CLOTHING, KNIT	17 285	85 526	53 409
761 TELEVISION RECEIVERS ETC	115	360	216	845 OTHR. TEXTILE APPAREL, NES	10 434	34 087	21 328
762 RADIO-BROADCAST RECEIVER	25	90	53	846 CLOTHING ACCESSRS, FABRIC	8 362	13 282	8 245
763 SOUND RECORDER, PHONOGRPH	10	988	591	848 CLOTHING, NONTXTL; HEADGEAR	793	1 839	1 165
764 TELECOMM. EQUIP. PARTS NES	101	646	392	851 FOOTWEAR	3 122	5 655	3 452
771 ELECT POWER MACHNY. PARTS	26	69	46	874 MEASURE, CONTROL INSTRMNT	1	73	46
772 ELEC. SWITCH, RELAY, CIRCUIT	3	94	57	885 WATCHES AND CLOCKS	5	407	252
773 ELECTR. DISTRIBUT. EQPT NES	46	66	41	891 ARMS AND AMMUNITION	361	378	235
774 ELECTRO-MEDCL. XRAY EQUIP	5	439	267	892 PRINTED MATTER	775	291	186
775 DOM. ELEC. NON-ELEC. EQUIPT	32	75	47	893 ARTICLES, NES, OF PLASTICS	781	190	118
776 TRANSISTORS, VALVES, ETC.	3	85	52	894 BABY CARRIAGE, TOYS, GAMES	120	66	41
778 ELECTRIC. MACH. APPART. NES	816	829	502	896 WORKS OF ART, ANTIQUE ETC	103	117	70
781 PASS. MOTOR VEHCLS. EX. BUS	521	829	510	897 GOLD, SILVERWARE, JEWEL NES	5	440	263
782 GOODS, SPCL. TRANSPORT VEH	682	595	366	899 MISC MANUFACTRD GOODS NES	550	375	232
783 ROAD MOTOR VEHICLES NES	200	65	38				
784 PARTS, TRACTORS, MOTOR VEH	96	372	225	EXPORTS	1 860 428	975 433	605 131
791 RAILWAY VEHICLES, EQUIPNT	43 660	6 073	3 756	001 LIVE ANIMALS	7 383	2 768	1 671
813 LIGHTING FIXTURES ETC. NES	15	74	47	011 BOVINE MEAT	4 472	2 288	1 362
821 FURNITURE, CUSHIONS, ETC.	116	352	219	022 MILK AND CREAM	10 031	2 186	1 337
841 MENS, BOYS CLOTHING, X-KNIT	223	239	158	023 BUTTER, OTHER FAT OF MILK	2 079	553	371
842 WOMEN, GIRL CLOTHING, XKNIT	155	861	546	046 MEAL, FLOUR OF WHEAT, MSLN	8 537	204	121
844 WOMEN, GIRLS CLOTHING, KNIT	46	235	155	048 CEREAL PREPARATIONS	826	515	325
845 OTHR. TEXTILE APPAREL, NES	205	589	362	054 VEGETABLES	520	165	101
846 CLOTHING ACCESSRS, FABRIC	30	236	146	057 FRUIT, NUTS EXCL. OIL NUTS	411	173	107
848 CLOTHING, NONTXTL; HEADGEAR	81	82	53	058 FRUIT, PRESERVED, PREPARED	95	81	51
872 MEDICAL INSTRUMENTS NES	12	172	102	061 SUGARS, MOLASSES, HONEY	263 872	14 498	8 640
874 MEASURE, CONTROL INSTRMNT	16	278	171	063 CHOCOLATE, OTH. COCOA PREP	358	280	176
892 PRINTED MATTER	54	115	65	071 ANIMAL FEED STUFF	1 517	296	184
893 ARTICLES, NES, OF PLASTICS	231	137	81	098 EDIBLE PROD. PREPRTNS, NES	187	95	59
895 OFFICE, STATIONERY SUPPLS	11	57	37	112 ALCOHOLIC BEVERAGES	3 100	391	242
897 GOLD, SILVERWARE, JEWEL NES	2	280	159	122 TOBACCO, MANUFACTURED	28	122	77
898 MUSICAL INSTRUMENTS, ETC.	46	605	369	211 HIDES, SKINS (EX. FURS), RAW	861	249	165
899 MISC MANUFACTRD GOODS NES	67	917	571	232 SYNTHETIC RUBBER, ETC.	6 401	1 955	1 182
				248 WOOD, SIMPLY WORKED	4 529	404	264
MOROCCO				266 SYNTHETIC FIBRES	60 896	18 655	11 666
IMPORTS	4 171 118	836 042	517 725	267 OTHER MAN-MADE FIBRES	7 973	3 765	2 380
012 OTHER MEAT, MEAT OFFAL	151	240	161	268 WOOL, OTHER ANIMAL HAIR	1 628	2 031	1 243
034 FISH, FRESH, CHILLED, FROZN	2 236	2 879	1 769	269 WORN CLOTHING, TEXTL. ARTL	1 199	259	158
				272 FERTILIZERS, CRUDE	1 000	57	34

7 IMPORTS AND EXPORTS (SPECIAL TRADE) BY COUNTRIES OF PRODUCTION AND CONSUMPTION AND BY GROUPS OF THE SITC-REV. III 1990

GROUP DESCRIPTION	DT = 100 KG	1 000 DM	1 000 \$	GROUP DESCRIPTION	DT = 100 KG	1 000 DM	1 000 \$
278 OTHER CRUDE MINERALS	19 574	737	457	727 FOOD-PROCESS.MCH.NON DOM	859	1 794	1 101
291 CRUDE ANIMAL MATERLS.NES	101	130	79	728 OTH.MACH.PTS,SPCL INDUST	6 131	19 452	12 128
292 CRUDE VEG.MATERIALS, NES	4 867	4 327	2 820	731 METAL REMOVAL WORK TOOLS	176	412	251
321 CDAL,NOT AGGLOMERATED	30 005	480	285	733 MACH-TOOLS,METAL-WORKING	1 775	4 586	2 819
322 BRIQUETTES,LIGNITE,PEAT	87 030	2 029	1 231	735 PARTS,NES,FOR MACH-TOOLS	473	1 194	752
334 PETROLEUM PRODUCTS	1 809	477	289	737 METALWORKING MACHNRY NES	62	508	322
335 RESIDUAL PETROL.PRODUCTS	25 282	2 515	1 545	741 HEATING,COOLING EQUIP,PART	*	*	*
421 FIXED VEG.FAT,OILS, SOFT	55 664	4 684	2 813	742 PUMPS FOR LIQUIDS,PARTS	1 768	7 756	4 778
422 FIXED VEG.FAT,OILS,OTHER	2 138	306	190	743 PUMPS NES,CENTRIFUGS ETC	1 998	5 158	3 230
431 ANIMAL,VEG.FATS,OILS,NES	7 403	1 181	732	744 MECHANICAL HANDLING EQUIP	13 882	22 079	14 068
511 HYDROCARBONS,NES,DERIVTS	3 026	805	496	745 OTH.NONELEC MCH,TOOL,NES	2 433	11 674	7 295
512 ALCOHOL,PHENOL,ETC.DERIV	5 977	1 479	918	746 BALL OR ROLLER BEARINGS	895	2 851	1 764
513 CARBOXYLIC ACIDS,DERIVTS	35 096	5 577	3 467	747 TAPS,COCKS,VALVES,ETC.	691	3 274	2 003
514 NITROGEN-FUNCT.COMPOUNDS	2 879	1 120	705	748 TRANSMISSIONS SHAFTS ETC	1 000	3 952	2 454
515 ORGANO-INORGANIC COMPNDS	554	3 705	2 306	749 NON-ELECT MACH.PARTS,ETC	585	2 597	1 600
516 OTHER ORGANIC CHEMICALS	1 330	606	376	751 OFFICE MACHINES	227	1 536	958
522 INORGANIC CHEM.ELEMENTS	16 463	3 743	2 316	752 AUTOMATC.DATA PROC.EQUIP	175	4 724	2 888
523 METAL.SALTS,INORGAN.ACID	34 832	3 105	1 912	759 PARTS,FOR OFFICE MACHINS	82	2 564	1 571
524 OTHER CHEMICAL COMPOUNDS	61	120	74	761 TELEVISION RECEIVERS ETC	843	1 823	1 080
525 RADIO-ACTIVE MATERIALS	120	239	145	762 RADIO-BROADCAST RECEIVER	38	733	438
531 SYNTH.COLOURS,LAKES,ETC.	4 626	9 232	5 717	763 SOUND RECORDER,PHONOGRPH	2	184	120
532 DYEING,TANNING MATERIALS	12 097	2 719	1 673	764 TELECOMM.EQUIP.PARTS NES	1 223	12 568	7 681
533 PIGMENTS, PAINTS, ETC.	32 372	8 378	5 172	771 ELECT POWER MACHNRY.PARTS	74	608	379
541 MEDICINES,ETC.EXC.GRPS42	553	2 233	1 390	772 ELEC. SWITCH,RELAY,CIRCUT	534	3 776	2 346
542 MEDICAMENTS	887	3 398	2 133	773 ELECTR.DISTRIB.EQPT NES	2 269	3 924	2 356
551 ESSNTL.OIL.PERFUME,FLAVR	1 489	2 835	1 770	774 ELECTRO-MEDCL,XRAY EQUIP	106	2 145	354
553 PERFUMERY,COSMETICS,ETC.	365	289	180	775 DOM.ELEC, NON-ELEC. EQUIPT	341	623	383
554 SOAP,CLEANERS,POLISH,ETC	12 136	3 768	2 327	776 TRANSISTORS, VALVES,ETC.	480	5 746	3 597
562 FERTILIZER,EXCEPT GRP272	83 092	2 261	1 492	778 ELECTRIC.MACH.APART.NES	2 650	6 651	4 150
571 POLYMERS OF ETHYLENE	25 682	5 078	3 196	781 PASS.MOTOR VEHCLS.EX.BUS	5 281	16 505	10 335
572 POLYMERS OF STYRENE	12 271	3 114	1 945	782 GOODS,SPCL TRANSPORT VEH	1 583	2 003	1 238
573 POLYMERS,VINYL CHLORIDE	1 833	783	480	784 PARTS,TRACTORS,MOTOR VEH	3 335	8 939	5 536
574 POLYACETAL,POLYCARBONATE	9 558	4 024	2 501	785 CYCLES,MOTORCYCLES ETC.	194	74	48
575 OTH.PLASTIC,PRIMARY FORM	29 205	10 654	6 605	786 TRAILERS,SEMI-TRAILR,ETC	652	507	318
581 PLASTIC TUBE,PIPE,HOSE	30	63	41	791 RAILWAY VEHICLES.EQUIPNT	68	288	178
582 PLASTIC PLATE,SHEETS,ETC	3 554	2 580	1 604	792 AIRCRAFT,ASSOCTD.EQUIPNT	1	189	110
583 MONOFILAMENT OF PLASTICS	26	66	42	793 SHIP,BOAT,FLOAT.STRUCTRS	18 000	35 712	21 568
591 INSECTICIDES, ETC.	10 597	11 181	6 974	800 CPL IND PLANT CHAP 90/94	1 153	92	56
592 STARCHES,INULIN,ETC.	2 891	1 480	907	813 LIGHTING FIXTURES ETC.NES	492	1 249	776
593 EXPLOSIVES,PYROTECHNICS	25	108	64	821 FURNITURE,CUSHIONS,ETC.	879	1 125	696
597 PREPRD ADDITIVES,LIQUIDS	8 956	2 846	1 752	831 TRUNK,SUIT-CASES,BAG,ETC	35	169	104
598 MISC.CHEMICAL PRODTN.NES	25 819	8 113	5 037	841 MENS,BOYS CLOTHING,X-KNIT	1 169	584	363
600 CPL IND PLANT CHAP 69-76	222	170	102	842 WOMEN,GIRL CLOTHING,XKNIT	1 410	7 004	4 339
611 LEATHER	256	766	476	844 WOMEN,GIRLS CLOTHNG.KNIT	525	2 500	1 537
612 MANUFACT. LEATHER ETC.NES	9	127	79	845 OTHR.TEXTILE APPAREL,NES	218	555	348
621 MATERIALS OF RUBBER	4 805	2 390	1 475	846 CLOTHING ACCESSRS,FABRIC	8 082	10 899	6 815
625 RUBBER TYRES,TUBES,ETC.	920	661	412	848 CLOTHING,NONTXTL;HEADGEAR	837	4 394	2 732
629 ARTICLES OF RUBBER, NES	5 996	7 199	4 309	851 FOOTWEAR	31	71	43
635 WOOD MANUFACTURES, NES	684	379	230	871 OPTICAL INSTRUMENTS,NES	15	679	408
641 PAPER AND PAPERBOARD	20 797	5 315	3 331	872 MEDICAL INSTRUMENTS NES	373	5 405	3 312
642 PAPER,PAPERBOARD,CUT ETC	4 832	2 098	1 291	873 METERS,COUNTERS,NES	19	176	110
651 TEXTILE YARN	38 429	23 528	14 677	874 MEASURE,CONTROL INSTRMNT	476	7 711	4 716
652 COTTON FABRICS; WOVEN	22 737	54 882	34 072	881 PHOTOGRAPH APPAR.ETC.NES	80	405	241
653 FABRICS,MAN-MADE FIBRES	38 318	129 654	81 046	882 PHOTO.CINEMATOGRPH. SUPPL	3 604	5 078	3 115
654 OTH.TEXTILE FABRIC,WOVEN	2 053	8 464	5 286	884 OPTICAL GOODS NES	4	573	349
655 KNIT,CROCHET FABRIC NES	20 534	52 540	32 796	885 WATCHES AND CLOCKS	29	303	198
656 TULLE,LACE,EMBROIDRY,ETC	574	3 405	2 134	891 ARMS AND AMMUNITION	75	535	327
657 SPECIAL YARN,TXTL.FABRIC	4 145	10 434	6 562	892 PRINTED MATTER	1 436	2 048	1 266
658 TEXTILE ARTICLES NES	289	710	446	893 ARTICLES,NES,OF PLASTICS	8 158	5 217	3 239
659 FLOOR COVERINGS, ETC.	23	93	61	894 BABY CARRIAGE,TOYS,GAMES	691	302	185
662 CLAY,REFRCT.CONSTR.MATRL	12 969	1 487	893	895 OFFICE,STATIONERY SUPPLS	694	1 785	1 119
663 MINERAL MANUFACTURES,NES	683	922	567	897 GOLD,SILVERWARE,JEWL NES	14	853	562
664 GLASS	944	330	199	898 MUSICAL INSTRUMENTS,ETC.	551	1 810	1 136
665 GLASSWARE	9 780	1 447	876	899 MISC MANUFCTRD GOODS NES	1 308	8 179	5 106
666 POTTERY	293	688	428				
671 PIG IRON,SPIEGELISN,ETC	416	82	53	ALGERIA			
672 INGOTS ETC.IRON OR STEEL	117 528	5 687	3 367	IMPORTS	48 484 448	1 591 197	1 002 181
673 FLAT-ROLLED IRON ETC.	168 694	14 450	8 864	054 VEGETABLES	596	100	60
674 FLAT-ROLLED PLATED IRON	103 970	15 551	9 558	057 FRUIT,NUTS EXCL.OIL NUTS	1 677	650	399
675 FLAT-ROLLED, ALLOY STEEL	26 331	7 493	4 523	112 ALCOHOLIC BEVERAGES	1 530	541	345
676 IRON,STL.BAR,SHAPES ETC.	15 604	1 465	908	272 FERTILIZERS, CRUDE	171 029	1 162	723
678 WIRE OF IRON OR STEEL	4 078	694	431	282 FERROUS WASTE AND SCRAP	20 450	530	313
679 TUBES,PIPES,ETC.IRON,STL	10 702	1 776	1 118	288 NON-FERROUS WASTE,SCRAP	4 755	1 713	1 059
682 COPPER	17 647	9 103	5 650	291 CRUDE ANIMAL MATERLS.NES	66	68	43
683 NICKEL	39	152	94	333 PETROLEUM OILS, CRUDE	35 787 344	1 124 065	706 666
684 ALUMINIUM	11 201	6 611	4 068	334 PETROLEUM PRODUCTS	12 377 920	442 235	280 042
685 LEAD	123	127	78	342 LIQUEFIED PROPANE,BUTANE	94 240	3 425	2 264
686 ZINC	613	148	93	522 INORGANIC CHEM.ELEMENTS	448	486	299
691 METALLIC STRUCTURES NES	2 189	759	474	683 NICKEL	592	839	505
692 CONTAINERS,STORAGE,TRNSP	1 633	1 144	700	686 ZINC	18 142	5 127	3 077
693 WIRE PRODUCTS EXCL.ELECT	2 884	2 110	1 246	712 STEAM TURBINES	24	140	92
694 NAILS,SCREWS,NUTS,ETC.	402	704	435	723 CIVIL ENGINEERING EQUIPT	170	104	63
695 TOOLS	727	2 028	1 262	725 PAPER,PULP MILL MACHINES	17	73	43
696 CUTLERY	316	961	582	726 PRINTNG,BOOKBINDNG MACHS	34	66	43
697 HOUSEHOLD EQUIPMENT,NES	804	537	326	735 PARTS,NES,FOR MACH-TOOLS	22	110	71
699 MANUFACTS.BASE METAL,NES	5 706	4 967	3 077	750 DOM.ELEC, NON-ELEC. EQUIPT	1 626	483	312
700 CPL IND PLANT (84/85/87)	6 388	6 115	3 872	781 PASS.MOTOR VEHCLS.EX.BUS	299	67	41
711 STEAM GENER,BOILERS,ETC.	824	1 178	750	782 GOODS,SPCL TRANSPORT VEH	405	328	203
712 STEAM TURBINES	11	344	211	784 PARTS,TRACTORS,MOTOR VEH	12	57	35
713 INTRNL COMBUS PSTN ENGIN	5 794	13 022	8 049	811 PREFABRICATED BUILDINGS	10	74	47
714 ENGINES,MOTORS NON-ELECT	4	553	331	851 FOOTWEAR	562	2 494	1 574
716 ROTATING ELECTRIC PLANT	657	2 216	1 352	874 MEASURE,CONTROL INSTRMNT	1	777	481
718 OTH.POWR.GENRTNG.MACHNRY	242	470	287	EXPORTS	2 341 970	1 479 945	913 385
721 AGRIC.MACHINES,EX.TRACTR	11 772	13 711	8 223	001 LIVE ANIMALS	61	312	193
722 TRACTORS	7 334	8 524	5 282	022 MILK AND CREAM	22 935	9 083	5 398
723 CIVIL ENGINEERING EQUIPT	9 256	10 651	6 632				
724 TEXTILE,LEATHER MACHINES	19 837	61 213	38 501				
725 PAPER,PULP MILL MACHINES	1 672	3 474	2 155				
726 PRINTNG,BOOKBINDNG MACHS	2 065	10 486	6 476				

7 IMPORTS AND EXPORTS (SPECIAL TRADE) BY COUNTRIES OF PRODUCTION AND CONSUMPTION AND BY GROUPS OF THE SITC-REV. III 1990

GROUP DESCRIPTION	DT = 100 KG	1 000 DM	1 000 \$	GROUP DESCRIPTION	DT = 100 KG	1 000 DM	1 000 \$
024 CHEESE AND CURD	5 006	1 335	784	724 TEXTILE, LEATHER MACHINES	6 758	28 750	18 282
025 EGGS, BIRDS, YOLKS, ALBUMIN	2 646	1 148	746	725 PAPER, PULP MILL MACHINES	341	1 648	1 005
054 VEGETABLES	97 965	5 366	3 132	726 PRINTING, BOOKBINDING MACHS	788	4 068	2 486
061 SUGARS, MOLASSES, HONEY	131 900	9 985	6 106	727 FOOD-PROCESS. MCH. NON DDM	864	3 436	2 171
081 ANIMAL FEED STUFF	310	61	37	728 OTH. MACH. PTS, SPCL INDUST	23 296	63 341	39 080
098 EDIBLE PROD. PREPRTNS, NES	8 003	2 652	1 608	731 METAL REMOVAL WORK TOOLS	1 696	13 713	8 604
112 ALCOHOLIC BEVERAGES	394	59	37	733 MACH-TOOLS, METAL-WORKING	3 417	18 808	11 458
232 SYNTHETIC RUBBER, ETC.	1 173	567	341	735 PARTS, NES, FOR MACH-TOOLS	2 217	20 706	12 452
251 PULP AND WASTE PAPER	1 719	351	212	737 METALWORKING MACHNRY NES	4 178	5 228	3 160
266 SYNTHETIC FIBRES	14 099	4 071	2 509	741 HEATING, COOLING EQUIP, PART	.	.	.
269 WORN CLOTHING, TEXTL. ARTL	4 458	175	107	742 PUMPS FOR LIQUIDS, PARTS	6 641	30 688	18 632
273 STONE, SAND AND GRAVEL	654	66	41	743 PUMPS NES, CENTRIFUGS ETC	2 671	11 014	6 792
274 SULPHUR, UNRSTD. IRON PYRS	400	74	44	744 MECHANICAL HANDLING EQUIP	16 121	22 694	13 675
278 OTHER CRUDE MINERALS	22 940	968	616	745 OTH. NONELEC MCH, TOOL, NES	3 735	21 151	12 830
287 ORE, CONCENTR. BASE METALS	7 090	487	317	746 BALL OR ROLLER BEARINGS	679	3 519	2 214
291 CRUDE ANIMAL MATERLS, NES	135	299	180	747 TAPS, COCKS, VALVES, ETC.	2 303	11 290	6 954
292 CRUDE VEG. MATERIALS, NES	559	947	597	748 TRANSMISSIONS SHAFTS ETC	9 477	32 152	19 529
321 COAL, NOT AGGLOMERATED	990	55	33	749 NON-ELECT MACH. PARTS, ETC	2 508	7 863	4 856
334 PETROLEUM PRODUCTS	575	224	140	751 OFFICE MACHINES	57	389	242
335 RESIDUAL PETROL. PRODUCTS	18 169	1 896	1 128	752 AUTOMATC. DATA PROC. EQUIP	718	14 711	8 816
421 FIXED VEG. FAT, OILS, SOFT	91 704	6 381	3 895	759 PARTS, FOR OFFICE MACHINS	158	1 854	1 114
431 ANIMAL, VEG. FATS, OILS, NES	1 590	307	192	761 TELEVISION RECEIVERS ETC	7	136	89
511 HYDROCARBONS, NES, DERIVTS	3 286	619	389	764 TELECOMM. EQUIP. PARTS NES	1 808	23 454	14 513
512 ALCOHOL, PHENOL, ETC. DERIV	8 984	2 041	1 332	771 ELECT POWER MACHNRY, PARTS	971	2 114	1 300
513 CARBOXYLIC ACIDS, DERIVTS	67 131	13 457	8 531	772 ELEC. SWITCH, RELAY, CIRCUIT	1 416	8 977	5 466
514 NITROGEN-FUNCT. COMPOUNDS	8 291	2 333	1 433	773 ELECTR DISTRIB. EQPT NES	6 557	6 349	3 853
515 ORGANO-INORGANIC COMPNDS	278	157	96	774 ELECTRO-MEDCL, XRAY EQUIP	84	2 922	1 844
516 OTHER ORGANIC CHEMICALS	2 361	864	548	775 DOM. ELEC. NON-ELEC. EQUIPT	275	1 102	670
522 INORGANIC CHEM. ELEMENTS	14 993	2 086	1 302	776 TRANSISTORS, VALVES, ETC.	8 318	13 343	8 152
523 METAL, SALTS, INORGAN. ACID	42 262	2 609	1 626	778 ELECTRIC. MACH. APPART. NES	14 815	24 240	14 787
531 SYNTH. COLOURS, LAKES, ETC.	1 933	5 319	3 285	781 PASS. MOTOR VEHCLS. EX. BUS	9 976	20 748	12 708
532 DYEING, TANNING MATERIALS	2 375	566	357	782 GOODS, SPCL TRANSPORT VEH	41 898	59 965	37 157
533 PIGMENTS, PAINTS, ETC.	26 377	12 317	7 491	783 ROAD MOTOR VEHICLES NES	1 867	4 520	2 674
541 MEDICINES, ETC. EXC. GRP542	333	473	298	784 PARTS, TRACTORS, MOTOR VEH	67 433	93 854	58 081
542 MEDICAMENTS	510	1 309	804	785 CYCLES, MOTORCYCLES ETC.	727	3 041	1 810
551 ESSNTL. OIL, PERFUME, FLAVR	1 495	5 117	3 200	786 TRAILERS, SEMI-TRAILER, ETC	800	684	410
554 SOAP, CLEANERS, POLISH, ETC	23 564	7 418	4 704	791 RAILWAY VEHICLES. EQUIPNT	1 028	1 082	644
562 FERTILIZER, EXCEPT GRP272	56 996	1 481	916	792 AIRCRAFT, ASSOCTD. EQUIPNT	1	486	296
571 POLYMERS OF ETHYLENE	3 482	784	520	793 SHIP, BOAT, FLOAT, STRUCTRS	55 500	24 713	15 070
572 POLYMERS OF STYRENE	69 787	15 839	10 283	800 CPL IND PLANT CHAP 90/94	206	5 436	3 264
573 POLYMERS, VINYL CHLORIDE	34 966	5 807	3 876	811 PREFABRICATED BUILDINGS	24 645	23 075	13 739
574 POLYACETAL, POLYCARBONATE	3 553	1 953	1 254	812 PLUMBING, SANITRY, EQPT. ETC	383	976	585
575 OTH. PLASTIC, PRIMARY FORM	15 249	6 933	4 293	813 LIGHTING FIXTURES ETC. NES	324	818	515
581 PLASTIC TUBE, PIPE, HOSE	3 627	1 583	988	821 FURNITURE, CUSHIONS, ETC.	776	1 256	772
582 PLASTIC PLATE, SHEETS, ETC	664	793	488	846 CLOTHING ACCESSRS, FABRIC	16	295	181
591 INSECTICIDES, ETC.	980	684	421	848 CLOTHING, NONTXLT, HEADGEAR	180	1 049	630
592 STARCHES, INULIN, ETC.	984	699	427	851 FOOTWEAR	53	160	84
597 PREPRD ADDITIVES, LIQUIDS	2 195	565	337	871 OPTICAL INSTRUMENTS, NES	8	612	387
598 MISC. CHEMICAL PRODS, NES	33 088	14 335	8 908	872 MEDICAL INSTRUMENTS NES	1 419	6 421	3 930
600 CPL IND PLANT CHAP 69-76	12 721	18 633	10 999	873 METERS, COUNTERS, NES	36	492	309
612 MANUFACT. LEATHER ETC. NES	6	73	45	874 MEASURE, CONTROL INSTRMNT	1 896	29 280	17 917
621 MATERIALS OF RUBBER	829	1 684	1 043	881 PHOTOGRAPH APPAR. ETC. NES	89	1 444	870
625 RUBBER TYRES, TUBES, ETC.	5 021	3 529	2 139	882 PHOTO. CINEMATOGRPH. SUPPL	2 172	3 223	2 012
629 ARTICLES OF RUBBER, NES	2 123	4 682	2 896	884 OPTICAL GOODS NES	6	236	140
635 WOOD MANUFACTURES, NES	181	325	196	885 WATCHES AND CLOCKS	40	378	223
641 PAPER AND PAPERBOARD	28 736	7 399	4 493	891 ARMS AND AMMUNITION	10	88	52
642 PAPER, PAPERBOARD, CUT ETC	4 026	1 786	1 105	892 PRINTED MATTER	324	517	309
651 TEXTILE YARN	7 006	5 231	3 234	893 ARTICLES, NES, OF PLASTICS	1 054	2 335	1 428
652 COTTON FABRICS, WOVEN	787	1 436	894	894 BABY CARRIAGE, TOYS, GAMES	82	63	38
653 FABRICS, MAN-MADE FIBRES	711	1 303	829	895 OFFICE, STATIONERY SUPPLS	1 056	3 516	2 244
655 KNIT, CROCHET, FABRIC NES	390	529	325	897 GOLD, SILVERWARE, JEWL NES	29	356	226
656 TULLE, LACE, EMBROIDRY, ETC	29	591	369	898 MUSIC INSTRUMENTS, ETC.	83	1 511	902
657 SPECIAL YARN, TXTL. FABRIC	794	2 593	1 867	899 MISC MANUFACTRD GOODS NES	987	2 044	1 233
658 TEXTILE ARTICLES NES	113	55	32	941 COMPL IND PLANT CHAPT 99	33 622	4 457	2 728
662 CLAY, REFRCT. CONSTR. MATRL	36 016	4 879	3 020				
663 MINERAL MANUFACTURES, NES	2 176	2 015	1 231				
664 GLASS	2 193	1 082	675				
665 GLASSWARE	119	346	206				
671 PIG IRON, SPIEGELEISN, ETC	47 689	1 877	1 122				
672 INGOTS ETC. IRON OR STEEL	1 116	141	89				
673 FLAT-ROLLED IRON ETC.	122 015	13 482	8 316				
674 FLAT-ROLLED PLATED IRON	182 388	34 487	21 767				
675 FLAT-ROLLED, ALLOY STEEL	115 937	26 369	16 060				
676 IRON, STL. BAR, SHAPES ETC.	223 541	19 086	11 854				
677 RAILWAY TRACK IRON, STEEL	2 231	379	227				
678 WIRE OF IRON OR STEEL	13 836	2 379	1 449				
679 TUBES, PIPES, ETC. IRON, STL	61 764	12 584	7 851				
681 SILVER, PLATINUM, ETC.	24	497	298				
682 COPPER	8 673	6 755	4 170				
684 ALUMINIUM	24 257	10 932	6 588				
689 MISC. NON-FERR. BASE METAL	12	132	78				
691 METALLIC STRUCTURES NES	6 344	6 530	4 005				
692 CONTAINERS, STORAGE, TRNSP	1 642	1 672	1 044				
693 WIRE PRODUCTS EXCL. ELECT	801	628	381				
694 NAILS, SCREWS, NUTS, ETC.	3 307	3 240	1 986				
695 TOOLS	2 385	12 476	7 722				
696 CUTLERY	13	53	32				
697 HOUSEHOLD EQUIPMENT, NES	166	186	111				
699 MANUFACTS. BASE METAL, NES	20 454	16 933	10 396				
700 CPL IND PLANT (84/85/87)	34 813	98 990	62 336				
711 STEAM GENER. BOILERS, ETC.	4 201	7 841	4 756				
712 STEAM TURBINES	284	6 499	3 964				
713 INTRNL COMBUS PSTN ENGIN	58 761	155 865	97 272				
714 ENGINES, MOTORS NON-ELECT	299	24 764	15 197				
716 ROTATING ELECTRIC PLANT	2 448	9 507	5 721				
718 OTH. POWR. GENRTNG. MACHNRY	484	1 733	1 064				
721 AGRIC. MACHINES, EX. TRACTR	10 469	9 897	6 176				
722 TRACTORS	1 469	2 105	1 380				
723 CIVIL ENGINEERING EQUIPT	38 942	61 024	37 648				

7 IMPORTS AND EXPORTS (SPECIAL TRADE) BY COUNTRIES OF PRODUCTION AND CONSUMPTION AND BY GROUPS OF THE SITC-REV. III 1990

GROUP DESCRIPTION	DT = 100 KG	1 000 DM	1 000 \$	GROUP DESCRIPTION	DT = 100 KG	1 000 DM	1 000 \$
664 GLASS	186	87	65	612 MANUFACT. LEATHER ETC. NES	10	176	106
695 TOOLS	688	492	302	613 FURSKINS, TANNED, DRESSED	61	1 730	1 059
697 HOUSEHOLD EQUIPMENT, NES	75	109	64	621 MATERIALS OF RUBBER	788	948	585
699 MANUFACTS. BASE METAL, NES	121	430	269	625 RUBBER TYRES, TUBES, ETC.	1 154	763	474
716 ROTATING ELECTRIC PLANT	87	379	235	629 ARTICLES OF RUBBER, NES	389	1 417	879
724 TEXTILE, LEATHER MACHINES	139	139	86	635 WOOD MANUFACTURES, NES	504	402	244
725 PAPER, PULP MILL MACHINES	37	355	222	641 PAPER AND PAPERBOARD	37 802	8 042	4 865
726 PRINTING, BOOKBINDING MACHS	95	149	89	642 PAPER, PAPERBOARD, CUT ETC	10 923	3 397	2 087
728 OTH. MACH. PTS, SPCL INDUST	117	216	133	651 TEXTILE YARN	9 836	15 293	9 502
735 PARTS, NES, FOR MACH-TOOLS	34	82	54	652 COTTON FABRICS, WOVEN	64 739	145 640	90 431
742 PUMPS FOR LIQUIDS, PARTS	20	138	82	653 FABRICS, MAN-MADE FIBRES	47 977	134 816	84 065
759 PARTS, FOR OFFICE MACHINS		88	52	654 OTH. TEXTILE FABRIC, WOVEN	2 877	11 204	6 970
761 TELEVISION RECEIVERS ETC	136	674	432	655 KNIT, CROCHET, FABRIC NES	12 798	28 063	17 472
764 TELECOMM. EQUIP. PARTS NES	3 507	11 656	7 323	656 TULLE, LACE, EMBROIDRY, ETC	2 457	10 510	6 506
771 ELECT POWER MACHNY. PARTS	4 474	16 586	10 294	657 SPECIAL YARN, TXTL. FABRIC	6 592	14 430	9 005
772 ELEC. SWITCH, RELAY, CIRCUT	11 651	62 591	38 805	658 TEXTILE ARTICLES NES	559	2 106	1 302
773 ELECTR DISTRIB. EQPT NES	15 842	50 292	31 331	659 FLOOR COVERINGS, ETC.	68	167	99
778 ELECTRIC MACH. APPART. NES	7	88	58	661 LIME, CEMENT, CONSTR. MATRL	2 505	47	31
781 PASS. MOTOR VEHCLS. EX. BUS	84	82	50	662 CLAY, REFRCT. CONSTR. MATRL	24 860	4 014	2 477
784 PARTS, TRACTORS, MOTOR VEH	1 222	831	513	663 MINERAL MANUFACTURES, NES	2 114	1 218	751
831 TRUNK, SUIT-CASES, BAG, ETC	1 061	4 560	2 840	664 GLASS	1 249	375	231
841 MENS, BOYS CLOTHING, X-KNIT	80 832	328 553	204 076	665 GLASSWARE	580	845	517
842 WOMEN, GIRL CLOTHING, X-KNIT	45 435	210 777	130 664	672 INGOTS ETC. IRON OR STEEL	128	73	45
843 MENS, BOYS CLOTHING, KNIT	2 420	7 754	4 838	673 FLAT-ROLLED IRON ETC.	130 917	9 717	6 021
844 WOMEN, GIRLS CLOTHING, KNIT	8 582	45 806	28 722	674 FLAT-ROLLED PLATED IRON	55 180	8 074	4 944
845 OTHR. TEXTILE APPAREL, NES	12 574	52 887	32 889	675 FLAT-ROLLED, ALLOY STEEL	1 281	729	453
846 CLOTHING ACCESSORS, FABRIC	7 399	30 475	18 825	676 IRON, STL. BAR, SHAPES ETC.	2 439	235	143
848 CLOTHING, NONTXLT.; HEADGEAR	1 483	10 396	6 400	677 RAILWAY TRACK IRON, STEEL	359	162	95
851 FOOTWEAR	4 410	24 494	15 313	678 WIRE OF IRON OR STEEL	275	80	47
874 MEASURE, CONTROL INSTRMNT	31	508	320	679 TUBES, PIPES, ETC. IRON, STL	30 801	4 460	2 787
885 WATCHES AND CLOCKS	12	95	60	682 COPPER	4 886	2 818	1 720
892 PRINTED MATTER	66	72	46	683 NICKEL	56	161	96
893 ARTICLES, NES, OF PLASTICS	301	393	253	684 ALUMINIUM	2 121	1 727	1 058
894 BABY CARRIAGE, TOYS, GAMES	1 397	5 401	3 346	686 ZINC	105	51	31
899 MISC MANUFACTD GOODS NES	2	57	34	687 TIN	99	157	100
EXPORTS	1 093 816	1 028 196	638 089	691 METALLIC STRUCTURES NES	2 276	1 102	657
001 LIVE ANIMALS	3 813	1 489	921	692 CONTAINERS, STORAGE, TRNSP	1 583	667	404
011 BOVINE MEAT	8 368	2 446	1 532	693 WIRE PRODUCTS EXCL. ELECT	814	671	411
022 MILK AND CREAM	3 500	1 059	637	694 NAILS, SCREWS, NUTS, ETC.	867	358	582
023 BUTTER, OTHER FAT OF MILK	225	51	34	695 TOOLS	750	2 563	1 582
025 EGGS, BIRDS, YOLKS, ALBUMIN	218	109	72	696 CUTLERY	83	356	214
048 CEREAL PREPARATIONS	118	52	32	697 HOUSEHOLD EQUIPMENT, NES	616	698	433
054 VEGETABLES	10 000	800	469	699 MANUFACTS. BASE METAL, NES	5 498	8 591	5 312
057 FRUIT, NUTS EXCL. OIL NUTS	316	161	104	700 CPL. IND. PLANT (84/85/87)	28	141	86
061 SUGARS, MOLASSES, HONEY	17 893	1 206	748	711 STEAM GENER. BOILERS, ETC.	446	822	493
098 EDIBLE PROD. PREPRTNS, NES	324	419	270	712 STEAM TURBINES	5	240	149
112 ALCOHOLIC BEVERAGES	644	88	56	713 INTRNL COMBUS PSTN ENGIN	5 641	15 343	9 530
122 TOBACCO, MANUFACTURED	253	595	367	714 ENGINES, MOTORS NON-ELECT	4	541	320
231 NATURAL RUBBER, ETC.	249	63	39	716 ROTATING ELECTRIC PLANT	766	2 509	1 554
232 SYNTHETIC RUBBER, ETC.	9 190	2 688	1 705	718 OTH. POWR. GENRTNG. MACHNRY	45	309	199
247 WOOD ROUGH, ROUGH SQUARED	15 265	366	218	721 AGRIC. MACHINES, EX. TRACTR	3 186	3 541	2 159
266 SYNTHETIC FIBRES	5 234	1 108	704	722 TRACTORS	9 395	6 445	4 051
267 OTHER MAN-MADE FIBRES	1 126	740	471	723 CIVIL ENGINEERING EQUIPT	6 322	13 983	8 622
268 WOOL, OTHER ANIMAL HAIR	30	59	37	724 TEXTILE, LEATHER MACHINES	8 657	42 116	26 156
269 WORN CLOTHING, TEXTIL. ARTL	22 238	2 063	1 265	725 PAPER, PULP MILL MACHINES	1 083	2 230	1 401
273 STONE, SAND AND GRAVEL	511	56	37	726 PRINTING, BOOKBINDING MACHS	1 384	4 734	2 988
278 OTHER CRUDE MINERALS	2 464	132	76	727 FOOD-PROCESS. MCH. NON DOM	148	837	514
291 CRUDE ANIMAL MATERLS, NES		123	73	728 OTH. MACH. PTS, SPCL INDUST	3 100	12 894	8 069
292 CRUDE VEG. MATERIALS, NES	992	1 326	839	731 METAL REMOVAL WORK TOOLS	641	1 253	773
334 PETROLEUM PRODUCTS	3 601	525	325	733 MACH-TOOLS, METAL-WORKING	632	1 846	1 164
335 RESIDUAL PETROL. PRODUCTS	7 362	745	466	735 PARTS, NES, FOR MACH-TOOLS	89	885	552
421 FIXED VEG. FAT, OILS, SOFT	30 000	1 960	1 287	737 METALWORKING MACHNRY NES	253	628	395
422 FIXED VEG. FAT, OILS, OTHER	9 319	1 010	597	741 HEATING, COOLING EQUIP. PART	*	*	*
431 ANIMAL, VEG. FATS, OILS, NES	12 488	1 478	921	742 PUMPS FOR LIQUIDS, PARTS	639	3 927	2 438
511 HYDROCARBONS, NES, DERIVTS	8 083	1 225	747	743 PUMPS NES, CENTRIFUGS ETC	606	2 838	1 737
512 ALCOHOL, PHENOL, ETC. DERIV	1 431	523	426	744 MECHANICAL HANDLING EQUIP	2 691	4 011	2 467
513 CARBOXYLIC ACIDS, DERIVTS	11 784	3 896	2 471	745 OTH. NONELEC MCH, TOOL, NES	2 457	12 470	7 537
514 NITROGEN-FUNCT. COMPOUNDS	2 486	1 035	631	746 BALL OR ROLLER BEARINGS	402	1 527	961
515 ORGANIC-INORGANIC COMPNDS	269	402	255	747 TAPS, COCKS, VALVES, ETC.	263	1 653	1 015
516 OTHER ORGANIC CHEMICALS	2 281	850	522	748 TRANSMISSIONS SHAFTS ETC	524	2 760	1 717
522 INORGANIC CHEM. ELEMENTS	9 104	1 763	1 100	749 NON-ELECT MACH. PARTS, ETC	1 296	3 582	2 204
523 METAL. SALTS, INORGAN. ACID	25 873	1 944	1 204	751 OFFICE MACHINES	130	693	424
524 OTHER CHEMICAL COMPOUNDS	4 004	504	307	752 AUTOMATC. DATA PROC. EQUIP	84	2 269	1 402
531 SYNTH. COLOURS, LAKES, ETC.	2 937	6 705	4 138	759 PARTS, FOR OFFICE MACHINS	107	1 663	897
532 DYEING, TANNING MATERIALS	8 747	1 727	1 061	761 TELEVISION RECEIVERS ETC	320	926	590
533 PIGMENTS, PAINTS, ETC.	10 703	5 874	3 681	762 RADIO-BROADCAST RECEIVER	1	51	32
541 MEDICINES, ETC. EXC. GRP542	181	982	597	763 SOUND RECORDER, PHONOGRPH	5	565	373
542 MEDICAMENTS	666	645	397	764 TELECOMM. EQUIP. PARTS NES	5 362	15 026	9 321
551 ESSENTL. OIL, PERFUME, FLAVR	574	1 918	1 197	771 ELECT POWER MACHNY. PARTS	4 893	15 677	9 831
553 PERFUMERY, COSMETICS, ETC.	203	491	303	772 ELEC. SWITCH, RELAY, CIRCUT	13 067	52 752	32 674
554 SOAP, CLEANERS, POLISH, ETC	9 293	3 204	1 974	773 ELECTR DISTRIB. EQPT NES	10 214	15 553	9 721
562 FERTILIZER, EXCEPT GRP272	36 758	952	627	774 ELECTRO-MEDCL. XRAY EQUIP	214	3 196	1 936
571 POLYMERS OF ETHYLENE	5 835	981	616	775 DOM. ELEC. NON-ELEC. EQUIPT	184	504	306
572 POLYMERS OF STYRENE	4 443	1 160	714	776 TRANSISTORS, VALVES, ETC.	385	4 382	2 729
573 POLYMERS, VINYL CHLORIDE	7 232	1 742	1 076	778 ELECTRIC MACH. APPART. NES	5 331	13 633	8 413
574 POLYACETAL, POLYCARBONATE	5 377	2 167	1 346	781 PASS. MOTOR VEHCLS. EX. BUS	16 017	28 684	17 665
575 OTH. PLASTIC, PRIMARY FORM	55 992	11 310	7 026	782 GOODS, SPCL TRANSPORT VEH	4 084	4 082	2 602
579 PLASTIC WASTE, SCRAP ETC	1 506	175	111	783 ROAD MOTOR VEHICLES NES	2 748	3 338	1 987
581 PLASTIC TUBE, PIPE, HOSE	1 714	2 164	1 345	784 PARTS, TRACTORS, MOTOR VEH	7 522	25 281	15 675
582 PLASTIC PLATE, SHEETS, ETC	5 465	3 294	2 059	785 CYCLES, MOTORCYCLES ETC.	151	327	212
583 MONOFILAMENT OF PLASTICS	29	58	38	786 TRAILERS, SEMI-TRAILR, ETC	4 701	3 018	1 892
591 INSECTICIDES, ETC.	1 328	1 361	835	791 RAILWAY VEHICLES, EQUIPNT	412	1 662	1 010
592 STARCHES, INULIN, ETC.	3 898	911	566	792 AIRCRAFT, ASSOCTD. EQUIPNT	8	1 370	856
593 EXPLOSIVES, PYROTECHNICS	12	55	33	793 SHIP, BOAT, FLOAT. STRUCTRS	18	124	74
597 PREPRD ADDITIVES, LIQUIDS	5 238	1 884	1 182	812 PLUMBING, SANITRY, EQPT. ETC	69	170	101
598 MISC. CHEMICAL PROODTS, NES	33 371	8 737	5 381	813 LIGHTING FIXTURES ETC. NES	203	464	296
611 LEATHER	5 384	16 587	10 350	821 FURNITURE, CUSHIONS, ETC.	1 602	1 629	1 005
				831 TRUNK, SUIT-CASES, BAG, ETC	93	111	67
				841 MENS, BOYS CLOTHING, X-KNIT	4 716	17 524	10 881

7 IMPORTS AND EXPORTS (SPECIAL TRADE) BY COUNTRIES OF PRODUCTION AND CONSUMPTION AND BY GROUPS OF THE SITC-REV. III 1990

GROUP DESCRIPTION	DT = 100 KG	1 000 DM	1 000 \$	GROUP DESCRIPTION	DT = 100 KG	1 000 DM	1 000 \$
842 WOMEN,GIRL CLOTHNG,XKNIT	2 496	10 417	6 509	572 POLYMERS OF STYRENE	11 546	3 926	2 437
843 MENS,BOYS CLOTHNG,KNIT	2 142	3 328	2 070	573 POLYMERS,VINYL CHLORIDE	255	116	68
844 WOMEN,GIRLS CLOTHNG,KNIT	1 218	4 068	2 522	574 POLYACETAL,POLYCARBONATE	1 801	975	617
845 OTHR,TEXTILE APPAREL,NES	3 458	12 379	7 676	575 OTH,PLASTIC,PRIMARY FORM	8 141	2 822	1 752
846 CLOTHING ACCESSRS,FABRIC	8 249	28 646	17 744	581 PLASTIC TUBE,PIPE,HOSE	3 969	3 531	2 226
848 CLOTHNG,NONTXTL,HEADGEAR	1 310	3 443	2 142	582 PLASTIC PLATE,SHEETS,ETC	13 158	5 133	3 073
851 FOOTWEAR	1 276	1 733	1 091	583 MONOFILAMENT OF PLASTICS	169	154	91
871 OPTICAL INSTRUMENTS,NES	14	586	353	591 INSECTICIDES, ETC.	1 602	3 489	2 105
872 MEDICAL INSTRUMENTS NES	1 079	5 413	3 348	592 STARCHES,INULIN,ETC.	1 622	614	390
873 METERS,COUNTERS,NES	14	293	175	597 PREPRD ADDITIVES,LIQUIDS	323	164	102
874 MEASURE,CONTROL INSTRMNT	480	7 781	4 803	598 MISC,CHEMICAL PRODTS,NES	42 565	6 858	4 250
881 PHOTOGRAPH APPAR,ETC,NES	98	651	399	600 CPL IND PLANT CHAP 69-76	43 944	15 487	9 469
882 PHOTO,CINEMATOGPRH,SUPL	2 503	3 808	2 328	621 MATERIALS OF RUBBER	373	808	496
884 OPTICAL GOODS NES		93	57	625 RUBBER TYRES,TUBES,ETC.	12 268	10 924	6 722
885 WATCHES AND CLOCKS	40	477	295	629 ARTICLES OF RUBBER, NES	504	1 084	682
891 ARMS AND AMMUNITION	2	104	63	633 CORK MANUFACTURES	20	127	81
892 PRINTED MATTER	2 833	3 816	2 364	634 VENEERS, PLYWOOD, ETC.	2 404	514	315
893 ARTICLES,NES,OF PLASTICS	5 687	5 312	3 297	635 WOOD MANUFACTURES, NES	3 422	1 131	718
894 BABY CARRIAGE,TOYS,GAMES	699	1 005	616	641 PAPER AND PAPERBOARD	8 972	1 488	910
895 OFFICE,STATIONERY SUPPLS	409	1 033	638	642 PAPER,PAPERBOARD,CUT ETC	30 901	15 244	9 408
897 GOLD,SILVERWARE,JEWEL NES	16	3 804	2 421	651 TEXTILE YARN	177	452	284
898 MUSICAL INSTRUMENTS,ETC.	436	1 436	879	652 COTTON FABRICS, WOVEN	4 262	3 539	2 095
899 MISC MANUFCTRD GOODS NES	2 699	12 850	7 986	654 OTH,TEXTILE FABRIC,WOVEN	30	133	77
941 COMPL IND PLANT CHAPT 99	150	520	331	657 SPECIAL YARN,TXTL,FABRIC	4 482	5 361	3 409
961 COIN NONGOLD NONCURRENT	1 046	1 091	647	658 TEXTILE ARTICLES NES	177	217	133
				659 FLOOR COVERINGS, ETC.	33	54	35
LIBYA				661 LIME,CEMENT,CONSTR.MATRL	39 741	656	404
IMPORTS	120 691 351	3 541 788	2 216 771	662 CLAY,REFRCT.CONSTR.MATRL	153 749	21 752	13 735
054 VEGETABLES	24 828	2 165	1 282	663 MINERAL MANUFACTURES,NES	14 032	4 272	2 644
288 NON-FERROUS WASTE,SCRAP	1 897	694	417	664 GLASS	521	508	314
291 CRUDE ANIMAL MATERLS,NES	19	99	63	665 GLASSWARE	729	3 891	2 502
333 PETROLEUM OILS, CRUDE	114 925 401	3 286 333	2 056 405	666 POTTERY	37	178	107
334 PETROLEUM PRODUCTS	4 810 127	156 793	99 338	667 PEARLS,PRECIOUS STONES			5
511 HYDROCARBONS,NES,DERIVTS	885 137	87 416	54 051	671 PIG IRON,SPICELEISN,ETC	682	79	53
512 ALCOHOL,PHENOL,ETC,DERIV	27 487	504	307	673 FLAT-ROLLED IRON ETC.	325 154	27 674	16 880
676 IRON,STL,BAR,SHAPES ETC.	12 303	731	484	674 FLAT-ROLLED PLATED IRON	5 518	1 093	668
696 CUTLERY	42	228	141	675 FLAT-ROLLED, ALLOY STEEL	322	287	173
712 STEAM TURBINES	2	80	47	676 IRON,STL,BAR,SHAPES ETC.	84 202	12 304	7 517
742 PUMPS FOR LIQUIDS,PARTS	9	51	34	678 WIRE OF IRON OR STEEL	104 033	17 718	10 970
743 PUMPS NES,CENTRIFUGS ETC	262	1 617	1 022	679 TUBES,PIPES,ETC.IRON,STL	92 359	20 617	12 721
744 MECHANICAL HANDLING EQUIP	15	138	90	682 COPPER	858	908	560
771 ELECT POWR MACHNY,PARTS	242	113	68	683 NICKEL	105	623	379
775 TRANSISTORS,VALVES,ETC.	19	100	59	684 ALUMINIUM	2 988	4 001	2 424
781 PASS,MOTOR VEHCLS,EX,BUS	101	130	82	686 ZINC	19 504	6 089	3 639
874 MEASURE,CONTROL INSTRMNT		108	63	691 METALLIC STRUCTURES NES	24 594	15 202	9 305
EXPORTS	5 484 149	1 211 809	751 183	692 CONTAINERS, STORAGE,TRNSP	20 954	12 093	7 359
001 LIVE ANIMALS	28 820	13 976	9 339	693 WIRE PRODUCTS EXCL,ELECT	46 994	7 977	4 829
011 BOVINE MEAT	3 031	913	571	694 NAILS,SCREWS,NUTS,ETC.	1 417	1 342	812
012 OTHER MEAT, MEAT OFFAL	531	468	294	695 TOOLS	658	4 578	2 849
022 MILK AND CREAM	100 555	17 942	11 092	696 CUTLERY	13	91	57
023 BUTTER,OTHER FAT OF MILK	4 689	1 928	1 246	697 HOUSEHOLD EQUIPMENT,NES	140	404	250
024 CHEESE AND CURD	7 301	3 158	2 035	699 MANUFACTS.BASE METAL,NES	9 937	7 635	4 720
025 EGGS,BIRDS,YOLKS,ALBUMIN	179 047	4 396	2 579	700 CPL IND PLANT (84/85/87)	8 487	24 097	14 786
041 WHEAT, MESLIN, UNMILLED	1 906 639	51 303	31 297	711 STEAM GENER. BOILERS,ETC.	1 323	2 128	1 300
043 BARLEY, UNMILLED	771 787	30 277	18 500	712 STEAM TURBINES	249	8 756	5 518
046 MEAL,FLOUR OF WHEAT,MSLN		60	37	713 INTRNL COMBUS PSTN ENGIN	2 652	11 868	7 415
056 VEGETABLES,PRPD,PRSDV,NES	376	74	45	714 ENGINES,MOTORS NON-ELECT	37	4 763	3 031
057 FRUIT,NUTS EXCL,OIL NUTS	448	84	51	716 ROTATING ELECTRIC PLANT	3 201	9 616	5 106
058 FRUIT,PRESERVED,PREPARED	410	84	51	718 OTH,POWR,GENRNG,MACHNRY	96	676	416
061 SUGARS,MOLASSES,HONEY	32 001	1 993	1 189	721 AGRIC.MACHINES,EX,TRACTR	947	2 708	1 625
062 SUGAR CONFECTIONERY	526	225	134	722 TRACTORS	586	1 228	737
071 COFFEE,COFFEE SUBSTITUTE	40	86	55	723 CIVIL ENGINEERING EQUIPT	33 779	57 065	35 128
073 CHOCOLATE,OTH,COCOA PREP	906	369	225	724 TEXTILE,LEATHER MACHINES	512	3 621	2 285
081 ANIMAL FEED STUFF	659 602	24 209	14 616	725 PAPER,PULP MILL MACHINES	480	2 513	1 505
088 EDIBLE PROD.PREPTNS,NES	671	565	348	726 PRINTNG,BKDBINDNG MACHS	565	3 938	2 479
232 SYNTHETIC RUBBER, ETC.	10 150	1 867	1 128	727 FOOD-PROCESS.MCH.NON DOM	35	380	239
248 WOOD, SIMPLY WORKED	4 657	561	345	728 OTH,MACH,PTS,SPCL INDUST	12 440	32 586	20 356
273 STONE, SAND AND GRAVEL	6 396	161	106	731 METAL REMOVAL WORK TOOLS	278	902	553
278 OTHER CRUDE MINERALS	36 683	502	309	733 MACH-TOOLS,METAL-WORKING	1 795	1 538	958
288 NON-FERROUS WASTE,SCRAP	46 002	978	603	735 PARTS,NES,FOR MACH-TOOLS	170	1 653	1 059
291 CRUDE ANIMAL MATERLS,NES		55	37	737 METALWORKING MACHNRY NES	1 857	3 331	2 062
292 CRUDE VEG.MATERIALS, NES	174	238	142	741 HEATING,COOLNG EQUIP,PART			
325 COKE,SEMI-COKE,RET,CARBN	300	46	31	742 PUMPS FOR LIQUIDS,PARTS	4 233	26 407	16 159
334 PETROLEUM PRODUCTS	2 880	1 562	964	743 PUMPS NES,CENTRIFUGS ETC	5 297	23 578	14 734
335 RESIDUAL PETROL,PRODUCTS	1 308	123	82	744 MECHANICAL HANDLING EQUIP	3 473	11 213	6 798
431 ANIMAL,VEG,FATS,OILS,NES	5 876	730	444	745 OTH,NONELEC MCH,TOOL,NES	2 339	18 691	11 615
511 HYDROCARBONS,NES,DERIVTS	2 345	733	435	746 BALL OR ROLLER BEARINGS	78	517	322
512 ALCOHOL,PHENOL,ETC,DERIV	214	91	56	747 TAPS,COCKS,VALVES,ETC.	3 113	13 567	8 492
513 CARBOXYLIC ACIDS,DERIVTS	8 418	1 743	1 158	748 TRANSMISSIONS SHAFTS ETC	1 114	6 607	4 083
514 NITROGEN-FUNCT.COMPOUNDS	2 569	1 780	1 098	749 NON-ELECT MACH,PARTS,ETC	1 854	6 986	4 399
515 ORGANO-INORGANIC COMPNDS	20 113	4 483	2 760	751 OFFICE MACHINES	140	1 633	1 013
516 OTHER ORGANIC CHEMICALS	2 258	1 392	870	752 AUTOMATC,DATA PROC,EQUIP	96	2 930	1 816
522 INORGANIC CHEM.ELEMENTS	2 735	1 072	669	759 PARTS,FOR OFFICE MACHINS	46	2 470	1 518
523 METAL,SALTS,INORGAN,ACID	15 398	965	605	761 TELEVISION RECEIVERS ETC	62	400	259
524 OTHER CHEMICAL COMPOUNDS	54	169	109	763 SOUND RECORDER,PHONOGRPH	6	417	264
531 SYNTH.COLOURS,LAKES,ETC.	400	561	339	764 TELECOMM.EQUIP,PARTS NES	725	15 391	9 689
532 DYEING,TANNING MATERIALS	501	101	61	771 ELECT POWR MACHNY,PARTS	3 388	7 938	5 213
533 PIGMENTS, PAINTS, ETC.	94 388	6 493	4 031	772 ELEC.SWITCH,RELAY,CIRCUT	6 216	44 051	27 830
541 MEDICINES,ETC,EXC,GRPS42	5 129	7 522	4 700	773 ELECTR DISTRIB,EQPT NES	15 228	11 195	6 830
542 MEDICAMENTS	1 698	7 341	4 534	774 ELECTRO-MEDCL,XRAY EQUIP	187	7 045	4 304
551 ESSENTL.OIL,PERFUME,FLAVR	273	492	296	775 DOM,ELEC,NON-ELEC,EQUIPT	617	1 297	786
553 PERFUMERY,COSMETICS,ETC.	229	81	47	776 TRANSISTORS,VALVES,ETC.	12	770	476
554 SOAP,CLEANERS,POLISH,ETC	1 636	737	466	778 ELECTRIC,MACH,APPART,NES	6 101	13 943	8 493
562 FERTILIZER,EXCEPT GRP272	1 604	67	41	781 PASS,MOTOR VEHCLS,EX,BUS	27 831	32 692	19 990
571 POLYMERS OF ETHYLENE	42 412	7 316	4 454	782 GOODS,SPCL TRANSPORT VEH	26 349	43 763	27 141
				783 ROAD MOTOR VEHICLES NES	7 969	21 956	13 808
				784 PARTS,TRACTORS,MOTOR VEH	79 010	138 673	86 121
				786 TRAILERS,SEMI-TRAILR,ETC	3 523	3 578	2 194
				791 RAILWAY VEHICLES,EQUIPNT	8	122	79

7 IMPORTS AND EXPORTS (SPECIAL TRADE) BY COUNTRIES OF PRODUCTION AND CONSUMPTION AND BY GROUPS OF THE SITC-REV. III 1990

GROUP DESCRIPTION	DT = 100 KG	1 000 DM	1 000 \$	GROUP DESCRIPTION	DT = 100 KG	1 000 DM	1 000 \$
792 AIRCRAFT, ASSOCTD. EQUIPNT	26	142	91	892 PRINTED MATTER	283	319	201
800 CPL IND PLANT CHAP 90/94	781	2 263	1 413	893 ARTICLES, NES, OF PLASTICS	157	214	136
811 PREFABRICATED BUILDINGS	3 862	2 622	1 639	896 WORKS OF ART, ANTIQUE ETC	11	276	170
812 PLUMBING, SANITRY, EOPT, ETC	506	325	206	897 GOLD, SILVERWARE, JEWEL NES	55	226	140
813 LIGHTING FIXTURES ETC. NES	810	2 495	1 545				
821 FURNITURE, CUSHIONS, ETC.	3 215	5 378	3 300	EXPORTS	4 939 071	1 871 890	1 157 183
831 TRUNK, SUIT-CASES, BAG, ETC	16	68	39	001 LIVE ANIMALS	1 760	5 159	3 207
841 MENS, BOYS CLOTHING, X-KNIT	12	120	73	011 BOVINE MEAT	445 085	86 309	53 003
845 OTHR. TEXTILE APPAREL, NES	22	574	347	012 OTHER MEAT, MEAT OFFAL	11 287	1 009	678
848 CLOTHING, NONTEXTL; HEADGEAR	491	1 552	977	022 MILK AND CREAM	6 358	2 239	1 402
851 FOOTWEAR	88	448	269	023 BUTTER, OTHER FAT OF MILK	13 970	4 012	2 525
871 OPTICAL INSTRUMENTS, NES	172	6 838	4 452	024 CHEESE AND CURD	658	286	178
872 MEDICAL INSTRUMENTS NES	1 193	12 893	8 131	034 FISH, FRESH, CHILLED, FROZEN	1 172	112	74
873 METERS, COUNTERS, NES	7 453	12 996	8 348	041 WHEAT, MESLIN, UNMILLED	1 047 384	21 592	13 332
874 MEASURE, CONTROL INSTRMNT	1 888	22 966	14 397	046 MEAL, FLOUR OF WHEAT, MESLIN	8 277	377	228
881 PHOTOGRAPH APPAR. ETC. NES	227	4 089	2 471	048 CEREAL PREPARATIONS	82	50	32
882 PHOTO. CINEMATOGRPH. SUPPL	275	1 374	854	054 VEGETABLES	10 015	601	364
884 OPTICAL GOODS NES	6	214	130	058 FRUIT, PRESERVED, PREPARED	199	79	53
892 PRINTED MATTER	939	3 540	2 153	061 SUGARS, MOLASSES, HONEY	398 786	23 641	14 984
893 ARTICLES, NES, OF PLASTICS	2 485	4 181	2 622	071 COFFEE, COFFEE SUBSTITUTE	366	353	216
894 BABY CARRIAGE, TOYS, GAMES	133	182	113	072 COCOA	4 861	1 181	736
895 OFFICE, STATIONERY SUPPLS	80	703	435	073 CHOCOLATE, OTH. COCOA PREP	143	69	41
898 MUSICAL INSTRUMENTS, ETC.	19	375	232	081 ANIMAL FEED STUFF	25 068	3 035	1 882
899 MISC MANUFACTRD GOODS NES	123	482	295	098 EDIBLE PROD. PREPRTNS, NES	2 835	2 105	1 293
941 COMPL IND PLANT CHAPT 99	17 881	9 411	5 877	111 NON-ALCOHOL. BEVERAGE, NES	2 663	350	223
				112 ALCOHOLIC BEVERAGES	71	62	36
EGYPT				121 TOBACCO, UNMANUFACTURED	767	442	264
IMPORTS	5 655 634	417 731	257 557	122 TOBACCO, MANUFACTURED	89	139	84
023 BUTTER, OTHER FAT OF MILK	4 384	941	558	223 OILSEED (OTH. FIX. VEG. OIL)	540	86	51
054 VEGETABLES	38 748	5 122	3 090	231 NATURAL RUBBER, ETC.	322	74	44
056 VEGETABLES, PRPD, PRSVD, NES	18 047	5 137	3 178	232 SYNTHETIC RUBBER, ETC.	4 729	1 447	882
057 FRUIT, NUTS EXCL. OIL NUTS	14 456	1 313	785	251 PULP AND WASTE PAPER	800	184	109
059 FRUIT, VEGETABLE JUICES	1 385	270	170	266 SYNTHETIC FIBRES	34 165	10 292	6 426
062 SUGAR CONFECTIONERY	201	52	34	267 OTHER MAN-MADE FIBRES	98	66	39
071 COFFEE, COFFEE SUBSTITUTE	91	58	35	268 WOOL, OTHER ANIMAL HAIR	1 069	1 207	762
073 CHOCOLATE, OTH. COCOA PREP	104	64	42	269 WORN CLOTHING, TEXTL. ARTL	1 110	152	90
075 SPICES	2 703	386	243	273 STONE, SAND AND GRAVEL	8 110	293	183
211 HIDES, SKINS (EX. FURS), RAW	115	47	30	274 SULPHUR, UNRSTD, IRON PYRS	2 778	173	105
222 OILSEED (SFT. FIX VEG. OIL)	6 668	623	393	278 OTHER CRUDE MINERALS	20 888	1 272	786
263 COTTON	9 563	2 230	1 422	282 FERROUS WASTE AND SCRAP	3 782	83	51
269 WORN CLOTHING, TEXTL. ARTL	191	60	39	285 ALUMINIUM ORE, CONCTR. ETC	6 072	790	482
282 FERROUS WASTE AND SCRAP	1 167	153	98	287 ORE, CONCENTR. BASE METALS	7 777	389	240
287 ORE, CONCENTR. BASE METALS	242 890	2 052	1 268	291 CRUDE ANIMAL MATERIALS, NES	4 418	330	205
288 NON-FERROUS WASTE, SCRAP	19 619	7 174	4 378	292 CRUDE VEG. MATERIALS, NES	1 255	1 168	720
289 PREC. METAL ORES, CONCENTRS	4	5 565	3 406	321 COAL, NOT AGGLOMERATED	3 004	86	53
291 CRUDE ANIMAL MATERIALS, NES	11 486	5 437	3 411	322 BRIQUETTES, LIGNITE, PEAT	4 231	138	83
292 CRUDE VEG. MATERIALS, NES	25 570	8 517	5 184	334 PETROLEUM PRODUCTS	18 405	2 696	1 647
333 PETROLEUM OILS, CRUDE	3 907 398	80 969	50 286	335 RESIDUAL PETROL. PRODUCTS	11 746	1 019	643
334 PETROLEUM PRODUCTS	82 660	2 442	1 442	421 FIXED VEG. FAT, OILS, SOFT	3 594	504	330
335 RESIDUAL PETROL. PRODUCTS	309 609	10 950	6 784	422 FIXED VEG. FAT, OILS, OTHER	82	62	38
512 ALCOHOL, PHENOL, ETC. DERIV	15 831	1 380	841	431 ANIMAL, VEG. FATS, OILS, NES	18 355	2 939	1 837
513 CARBOXYLIC ACIDS, DERIVTS	275	178	108	511 HYDROCARBONS, NES, DERIVTS	15 310	1 561	958
514 NITROGEN-FUNCT. COMPOUNDS	30	67	40	512 ALCOHOL, PHENOL, ETC. DERIV	10 016	2 890	1 801
515 ORGANIC-INORGANIC COMPOUNDS	9	87	53	513 CARBOXYLIC ACIDS, DERIVTS	65 438	10 836	6 764
531 SYNTH. COLOURS, LAKES, ETC.	40	148	89	514 NITROGEN-FUNCT. COMPOUNDS	9 108	7 926	4 929
532 DYEING, TANNING MATERIALS	77	411	245	515 ORGANIC-INORGANIC COMPOUNDS	1 999	13 305	8 264
551 ESSNTL. OIL, PERFUME, FLAVR	304	1 151	724	516 OTHER ORGANIC CHEMICALS	13 673	6 333	3 947
573 POLYMERS, VINYL CHLORIDE	2 760	239	147	522 INORGANIC CHEM. ELEMENTS	49 060	7 593	4 754
612 MANUFACT. LEATHER ETC. NES	82	71	43	523 METAL. SALTS, INORGAN. ACID	69 544	7 180	4 448
651 TEXTILE YARN	142 770	110 259	67 445	524 OTHER CHEMICAL COMPOUNDS	4 668	1 223	745
652 COTTON FABRICS, WOVEN	20 814	14 238	8 791	525 RADIO-ACTIVE MATERIALS		57	34
658 TEXTILE ARTICLES NES	6 364	5 718	3 544	531 SYNTH. COLOURS, LAKES, ETC.	7 825	27 136	16 793
659 FLOOR COVERINGS, ETC.	2 108	3 479	2 169	532 DYEING, TANNING MATERIALS	3 178	932	568
661 LIME, CEMENT, CONSTR. MATRL	4 834	89	55	533 PIGMENTS, PAINTS, ETC.	44 299	13 346	8 374
665 GLASSWARE	268	130	80	541 MEDICINES, ETC. EXC. GRP542	1 941	20 049	12 564
671 PIG IRON, SPIEGELEISN, ETC	113 731	10 229	6 361	542 MEDICAMENTS	1 504	15 833	9 774
673 FLAT-ROLLED IRON ETC.	71 923	4 520	2 761	551 ESSNTL. OIL, PERFUME, FLAVR	2 915	4 289	2 708
676 IRON, STL. BAR, SHAPES ETC.	427 761	25 070	15 339	553 PERFUMERY, COSMETICS, ETC.	2 719	2 213	1 364
682 COPPER	2 287	1 053	645	564 SOAP, CLEANERS, POLISH, ETC	23 790	8 857	5 506
684 ALUMINIUM	118 086	36 696	22 814	562 FERTILIZER, EXCEPT GRP272	298 508	9 025	5 543
697 HOUSEHOLD EQUIPMENT, NES	63	123	81	571 POLYMERS OF ETHYLENE	24 791	5 075	3 162
713 INTRNL COMBUS PSTN ENGIN	121	123	73	572 POLYMERS OF STYRENE	22 543	4 969	3 138
714 ENGINES, MOTORS NON-ELECT	2	188	112	573 POLYMERS, VINYL CHLORIDE	32 416	7 635	4 692
716 ROTATING ELECTRIC PLANT	192	1 070	628	574 POLYACETAL, POLYCARBONATE	14 653	6 879	4 265
724 TEXTILE, LEATHER MACHINES	17	179	112	575 OTH. PLASTIC, PRIMARY FORM	153 337	34 419	21 205
745 OTH. NONELEC MCH, TOOL, NES	64	211	127	579 PLASTIC WASTE, SCRAP ETC	848	79	54
747 TAPS, COCKS, VALVES, ETC.	11	49	32	581 PLASTIC TUBE, PIPE, HOSE	2 389	2 259	1 404
748 TRANSMISSIONS SHAFTS ETC	27	152	95	582 PLASTIC PLATE, SHEETS, ETC	10 797	8 247	5 109
752 AUTOMATC. DATA PROC. EQUIP	3	86	55	583 MONOFILAMENT OF PLASTICS	177	150	93
771 ELECT POWER MACHNY. PARTS	422	848	540	591 INSECTICIDES, ETC.	5 681	8 098	4 969
772 ELEC. SWITCH, RELAY, CIRCUIT	7	62	37	592 STARCHES, INULIN, ETC.	7 424	2 517	1 546
774 ELECTRO-MEDCL. XRAY EQUIP	1	49	32	593 EXPLOSIVES, PYROTECHNICS	95	204	126
778 ELECTRIC MACH. APPART. NES	8	149	93	597 PREPRD ADDITIVES, LIQUIDS	7 709	3 022	1 866
781 PASS. MOTOR VEHCLS. EX. BUS	153	103	63	598 MISC. CHEMICAL PRODS. NES	65 580	23 448	14 535
792 AIRCRAFT, ASSOCTD. EQUIPNT		91	57	600 CPL IND PLANT CHAP 69-76	25 836	33 340	20 091
821 FURNITURE, CUSHIONS, ETC.	279	308	194	612 MANUFACT. LEATHER ETC. NES	33	269	169
831 TRUNK, SUIT-CASES, BAG, ETC	547	3 485	2 183	621 MATERIALS OF RUBBER	1 433	2 367	1 469
841 MENS, BOYS CLOTHING, X-KNIT	2 440	5 691	3 571	625 RUBBER TYRES, TUBES, ETC.	2 039	1 453	922
842 WOMEN, GIRL CLOTHING, XKNIT	1 241	3 073	1 902	629 ARTICLES OF RUBBER, NES	3 504	6 921	4 318
843 MENS, BOYS CLOTHING, KNIT	1 327	3 035	1 902	634 VENEERS, PLYWOOD, ETC.	7 716	3 086	1 892
844 WOMEN, GIRLS CLOTHING, KNIT	644	1 740	1 075	635 WOOD MANUFACTURES, NES	1 370	497	305
845 OTHR. TEXTILE APPAREL, NES	10 163	23 841	14 757	641 PAPER AND PAPERBOARD	222 825	29 711	18 566
848 CLOTHING, NONTEXTL; HEADGEAR	52	671	417	642 PAPER, PAPERBOARD, CUT ETC	6 280	3 218	1 962
851 FOOTWEAR	100	309	190	651 TEXTILE YARN	6 826	5 247	3 224
874 MEASURE, CONTROL INSTRMNT	21	1 084	653	652 COTTON FABRICS, WOVEN	1 086	1 539	947
884 OPTICAL GOODS NES	10	155	96	653 FABRICS, MAN-MADE FIBRES	895	2 733	1 678
891 ARMS AND AMMUNITION	4	66	42	654 OTH. TEXTILE FABRIC, WOVEN	42	230	146
				655 KNIT, CROCHET, FABRIC NES	119	392	239

7 IMPORTS AND EXPORTS (SPECIAL TRADE) BY COUNTRIES OF PRODUCTION AND CONSUMPTION AND BY GROUPS OF THE SITC-REV. III 1990

GROUP DESCRIPTION	DT = 100 KG	1 000 DM	1 000 \$	GROUP DESCRIPTION	DT = 100 KG	1 000 DM	1 000 \$
656 TULLE, LACE, EMBROIDRY, ETC	53	221	139	882 PHOTO. CINEMATOGRPH. SUPPL	5 819	9 887	6 148
657 SPECIAL YARN, TXTL. FABRIC	3 196	7 283	4 611	884 OPTICAL GOODS NES	14	1 465	907
658 TEXTILE ARTICLES NES	3 768	938	563	885 WATCHES AND CLOCKS	143	944	572
659 FLOOR COVERINGS, ETC.	56	198	126	891 ARMS AND AMMUNITION	233	1 094	653
661 LIME, CEMENT, CONSTR. MATRL	217 036	4 490	2 772	892 PRINTED MATTER	1 612	3 386	2 084
662 CLAY, REFRCT. CONSTR. MATRL	98 417	12 585	7 763	893 ARTICLES, NES, OF PLASTICS	3 554	5 339	3 349
663 MINERAL MANUFACTURES, NES	11 407	6 164	3 867	894 BABY CARRIAGE, TOYS, GAMES	1 270	1 995	1 231
664 GLASS	3 993	886	541	895 OFFICE, STATIONERY SUPPLS	776	2 755	1 714
665 GLASSWARE	1 567	1 501	936	896 WORKS OF ART, ANTIQUE ETC		105	67
666 POTTERY	126	151	97	897 GOLD, SILVERWARE, JEWEL NES	8	7 727	4 775
667 PEARLS, PRECIOUS STONES				898 MUSICAL INSTRUMENTS, ETC.	399	1 165	726
671 PIG IRON, SPIEGELEISN, ETC	12 711	1 634	993	899 MISC MANUFCTRD GOODS NES	288	1 207	739
672 INGOTS ETC. IRON OR STEEL	1 124	137	83	941 COMPL IND PLANT CHAPT 99	18 038	14 617	8 885
673 FLAT-ROLLED IRON ETC.	337 524	25 583	15 619	971 GOLD, NONMONTY EXCL DRES		187	111
674 FLAT-ROLLED PLATED IRON	86 024	12 294	7 699				
675 FLAT-ROLLED, ALLOY STEEL	61 464	14 310	8 941	SUDAN			
676 IRON, STL. BAR, SHAPES ETC.	72 991	10 128	6 260	IMPORTS	411 481	57 729	36 361
677 RAILWAY TRACK IRON, STEEL	22 075	4 689	2 795				
678 WIRE OF IRON OR STEEL	3 783	922	572	045 OTHER CEREALS, UNMILLED	39 489	1 783	1 101
679 TUBES, PIPES, ETC. IRON, STL	100 546	20 852	12 990	054 VEGETABLES	38 318	8 427	5 211
681 SILVER, PLATINUM, ETC.	128	1 077	687	061 SUGARS, MOLASSES, HONEY	128 829	1 594	915
682 COPPER	12 137	9 162	5 689	081 ANIMAL FEED STUFF	1 510	52	33
683 NICKEL	134	708	441	211 HIDES, SKINS (EX. FURS), RAW	112	1 131	705
684 ALUMINIUM	6 562	5 786	3 583	222 OILSEED (SFT. FIX VEG. OIL)	14 070	2 255	1 446
686 ZINC	1 342	458	284	263 COTTON	151 253	30 164	19 252
691 METALLIC STRUCTURES NES	6 124	3 226	1 962	288 NON-FERROUS WASTE, SCRAP	1 415	443	296
692 CONTAINERS, STORAGE, TRNSP	4 721	4 905	3 040	291 CRUDE ANIMAL MATERLS. NES	102	93	62
693 WIRE PRODUCTS EXCL. ELECT	6 639	2 613	1 633	292 CRUDE VEG. MATERIALS, NES	34 372	9 026	5 603
694 NAILS, SCREWS, NUTS, ETC.	6 114	5 579	3 494	651 TEXTILE YARN	327	144	87
695 TOOLS	4 450	16 965	10 451	689 MISC. NON-FERR. BASE METAL	45	274	162
696 CUTLERY	208	1 025	640	692 CONTAINERS, STORAGE, TRNSP	452	58	34
697 HOUSEHOLD EQUIPMENT, NES	103	307	182	752 AUTOMATC. DATA PROC. EQUIP	2	78	46
699 MANUFACTS. BASE METAL, NES	14 716	13 811	8 543	EXPORTS	439 873	143 978	90 099
700 CPL IND PLANT (84/85/87)	33 388	116 486	70 245				
711 STEAM GENER. BOILERS, ETC.	6 230	6 790	4 368	001 LIVE ANIMALS	228	462	290
712 STEAM TURBINES	185	2 202	1 395	022 MILK AND CREAM	24 638	7 381	4 616
713 INTRNL COMBUS PSTN ENGIN	47 663	45 736	28 335	025 EGGS, BIRDS, YOLKS, ALBUMIN	487	245	151
714 ENGINES, MOTORS NON-ELECT	62	5 348	3 217	037 FISH ETC. PREPD, PRSD. NES	500	268	180
716 ROTATING ELECTRIC PLANT	6 028	15 094	9 305	046 MEAL, FLOUR OF WHEAT, MSLN	54 585	1 897	1 135
718 OTH. POWR. GENRTNG. MACHNRY	787	3 333	2 037	048 CEREAL PREPARATIONS	147	100	64
721 AGRIC. MACHINES, EX. TRACTR	1 371	3 587	2 227	058 FRUIT, PRESERVED, PREPARED	223	86	56
722 TRACTORS	268	90	54	061 SUGARS, MOLASSES, HONEY	81 813	5 521	3 364
723 CIVIL ENGINEERING EQUIPT	13 978	21 339	13 271	088 EDIBLE PROD. PREPRTNS, NES	876	575	358
724 TEXTILE, LEATHER MACHINES	19 182	58 789	36 321	334 PETROLEUM PRODUCTS	34 566	1 722	1 022
725 PAPER, PULP MILL MACHINES	1 868	6 950	4 315	335 RESIDUAL PETROL. PRODUCTS	715	124	78
726 PRINTNG, BOOKBINDNG MACHS	4 184	21 418	13 168	411 ANIMAL OILS AND FATS	901	270	170
727 FOOD-PROCESS. MCH. NON DOM	1 486	8 195	5 095	421 FIXED VEG. FAT, OILS, SOFT	12 676	1 614	955
728 OTH. MACH. PTS, SPLCL INDUST	24 612	55 680	34 858	515 ORGANO-INORGANIC COMPNDS	46	99	64
731 METAL REMOVAL WORK TOOLS	2 829	11 304	6 897	516 OTHER ORGANIC CHEMICALS	53	77	46
733 MACH-TOOLS, METAL-MORKING	3 576	13 072	8 095	522 INORGANIC CHEM. ELEMENTS	23 952	2 158	1 325
735 PARTS, NES, FOR MACH-TOOLS	574	3 920	2 429	523 METAL SALTS, INORGAN. ACID	10 004	392	244
737 METALWORKING MACHNRY NES	8 453	11 084	6 833	532 DYEING, TANNING MATERIALS	2 045	510	305
741 HEATING, COOLNG EQUIP, PART				533 PIGMENTS, PAINTS, ETC.	653	243	157
742 PUMPS FOR LIQUIDS, PARTS	4 370	19 846	12 337	541 MEDICINES, ETC. EXC. GRP542	152	539	339
743 PUMPS NES, CENTRIFUGS ETC	11 053	33 062	20 642	542 MEDICAMENTS	1 452	4 230	2 606
744 MECHANICAL HANDLING EQUIP	13 191	21 358	13 341	551 ESSNTL. OIL, PERFUME, FLAVR	40	117	77
745 OTH. NONELEC MCH, TOOL, NES	7 577	25 780	16 029	553 PERFUMERY, COSMETICS, ETC.	306	397	249
746 BALL OR ROLLER BEARINGS	1 316	4 174	2 635	554 SOAP, CLEANERS, POLISH, ETC	3 941	1 150	730
747 TAPS, COCKS, VALVES, ETC.	9 667	16 608	10 392	562 FERTILIZER, EXCEPT GRP272	3 816	1 375	874
748 TRANSMISSIONS SHAFTS ETC	3 340	10 270	6 367	571 POLYMERS OF ETHYLENE	456	175	104
749 NON-ELECT MACH. PARTS, ETC	2 525	8 933	5 541	575 OTH. PLASTIC, PRIMARY FORM	847	314	198
751 OFFICE MACHINES	409	1 730	1 068	581 PLASTIC TUBE, PIPE, HOSE	1 262	492	300
752 AUTOMATC. DATA PROC. EQUIP	220	5 391	3 382	582 PLASTIC PLATE, SHEETS, ETC	185	319	190
759 PARTS, FOR OFFICE MACHINS	103	1 093	670	591 INSECTICIDES, ETC.	4 522	6 124	3 870
761 TELEVISION RECEIVERS ETC	95	488	301	592 STARCHES, INULIN, ETC.	1 421	537	324
762 RADIO-BROADCAST RECEIVER	3	108	66	598 MISC. CHEMICAL PRODTS. NES	1 399	511	318
763 SOUND RECORDER, PHONOGRPH	14	621	394	600 CPL IND PLANT CHAP 69-76	119	89	54
764 TELECOMM. EQUIP. PARTS NES	4 349	85 301	52 821	612 MANUFACT. LEATHER ETC. NES	4	200	121
771 ELECT POWER MACHNRY. PARTS	5 186	7 717	4 765	621 MATERIALS OF RUBBER	14	120	72
772 ELEC. SWITCH, RELAY, CIRCUIT	6 533	37 610	23 191	625 RUBBER TYRES, TUBES, ETC.	835	354	215
773 ELECTR DISTRIB. EQPT NES	21 499	23 944	14 858	629 ARTICLES OF RUBBER, NES	176	760	475
774 ELECTRO-MEDCL. XRAY EQUIP	351	7 219	4 433	634 VENEERS, PLYWOOD, ETC.	224	60	38
775 DOM. ELEC. NON-ELEC. EQUIPT	4 355	7 828	4 915	635 WOOD MANUFACTURES, NES	37	78	49
776 TRANSISTORS, VALVES, ETC.	64	845	524	641 PAPER AND PAPERBOARD	3 726	689	422
778 ELECTRIC MACH. APPART. NES	18 475	32 251	20 174	642 PAPER, PAPERBOARD, CUT ETC	8 413	2 613	1 591
781 PASS. MOTOR VEHCLS. EX. BUS	27 313	74 424	46 229	661 LIME, CEMENT, CONSTR. MATRL	15 444	230	147
782 GOODS, SPLCL TRANSPORT VEH	5 110	7 611	4 757	662 CLAY, REFRCT. CONSTR. MATRL	1 521	226	136
783 ROAD MOTOR VEHICLES NES	3 902	13 042	7 904	663 MINERAL MANUFACTURES, NES	66	97	59
784 PARTS, TRACTORS, MOTOR VEH	42 930	90 492	56 091	665 GLASSWARE	119	160	94
785 CYCLES, MOTORCYCLES ETC.	257	609	358	666 POTTERY	45	112	75
786 TRAILERS, SEMI-TRAILR, ETC	4 096	2 444	1 524	673 FLAT-ROLLED IRON ETC.	13 398	2 469	1 567
791 RAILWAY VEHICLES, EQUIPNT	10 002	31 161	18 913	674 FLAT-ROLLED PLATED IRON	41 210	9 203	5 667
792 AIRCRAFT, ASSOCTD. EQUIPNT	17	2 638	1 653	676 IRON, STL. BAR, SHAPES ETC.	2 705	292	178
793 SHIP, BOAT, FLOAT. STRUCTRS	11 137	2 783	1 692	678 WIRE OF IRON OR STEEL	1 326	147	87
800 CPL IND PLANT CHAP 90/94	371	3 347	2 024	679 TUBES, PIPES, ETC. IRON, STL	10 887	1 782	1 143
812 PLUMBNG, SANITRY, EQPT. ETC	168	74	45	682 COPPER	148	166	100
813 LIGHTNG FIXTURES ETC. NES	340	1 467	910	684 ALUMINIUM	524	604	364
821 FURNITURE, CUSHIONS, ETC.	758	1 781	1 100	685 LEAD	-4 354	896	571
841 MENS, BOYS CLOTHNG, X-KNIT	13	217	136	691 METALLIC STRUCTURES NES	1 060	228	146
842 WOMEN, GIRL CLOTHNG, X-KNIT	7	993	601	692 CONTAINERS, STORAGE, TRNSP	453	135	86
845 OTHR. TEXTILE APPAREL, NES	13	246	150	693 WIRE PRODUCTS EXCL. ELECT	485	246	153
846 CLOTHING ACCESSRS, FABRIC	84	357	219	694 NAILS, SCREWS, NUTS, ETC.	129	168	98
848 CLOTHNG, NONTXTL; HEADGEAR	23	136	86	695 TOOLS	190	629	378
851 FOOTWEAR	13	105	62	697 HOUSEHOLD EQUIPMENT, NES	89	272	166
871 OPTICAL INSTRUMENTS, NES	37	1 196	728	699 MANUFACTS. BASE METAL, NES	7 220	1 787	1 075
872 MEDICAL INSTRUMENTS NES	689	13 139	7 985	700 CPL IND PLANT (84/85/87)	51	132	80
873 METERS, COUNTERS, NES	811	2 698	1 615	711 STEAM GENER. BOILERS, ETC.	1 654	1 095	652
874 MEASURE, CONTROL INSTRMNT	1 337	24 586	15 155				
881 PHOTOGRAPH APPAR. ETC. NES	143	1 107	682				

7 IMPORTS AND EXPORTS (SPECIAL TRADE) BY COUNTRIES OF PRODUCTION AND CONSUMPTION AND BY GROUPS OF THE SITC-REV. III 1980

GROUP DESCRIPTION	DT = 100 KG	1 000 DM	1 000 \$	GROUP DESCRIPTION	DT = 100 KG	1 000 DM	1 000 \$
712 STEAM TURBINES	6	112	71	724 TEXTILE, LEATHER MACHINES	7	168	107
713 INTRNL COMBUS PSTN ENGIN	204	1 143	708	725 PAPER, PULP MILL MACHINES	4	56	33
716 ROTATING ELECTRIC PLANT	204	994	597	727 FOOD-PROCESS. MCH. NON DOM	3	75	49
718 OTH. POWR. GENRTNG. MACHNRY	15	93	58	728 OTH. MACH. PTS, SPCL INDUST	132	307	192
721 AGRIC. MACHINES, EX. TRACTR	20 463	17 302	11 496	735 PARTS, NES, FOR MACH-TOOLS	5	57	36
723 CIVIL ENGINEERING EQUIPT	1 123	2 696	1 647	741 HEATNG, COOLNG EQUIP, PART			
724 TEXTILE, LEATHER MACHINES	472	2 624	1 654	742 PUMPS FOR LIQUIDS, PARTS	25	415	256
725 PAPER, PULP MILL MACHINES	67	255	158	743 PUMPS NES, CENTRIFUGS ETC	20	94	58
726 PRINTNG, BOOKBINDNG MACHS	114	572	372	744 MECHANICAL HANDLNG EQUIP	745	1 593	953
727 FOOD-PROCESS. MCH. NON DOM	86	338	218	745 OTH. NONELEC MCH, TOOL, NES	3	75	45
728 OTH. MACH. PTS, SPCL INDUST	512	776	482	748 TRANSMISSIONS SHAFTS, ETC	75	364	219
731 METAL REMOVAL WORK TOOLS	111	282	168	749 NON-ELECT MACH. PARTS, ETC	25	111	68
735 PARTS, NES, FOR MACH-TOOLS	15	101	62	752 AUTOMATC. DATA PROC. EQUIP	2	90	55
737 METALWORKING MACHNRY NES	99	147	88	764 TELECOMM. EQUIP. PARTS NES	23	274	166
741 HEATNG, COOLNG EQUIP, PART				771 ELECT POWER MACHNRY. PARTS	20	164	98
742 PUMPS FOR LIQUIDS, PARTS	903	3 138	1 907	772 ELEC. SWITCH. RELAY. CIRCUIT	46	228	144
743 PUMPS NES, CENTRIFUGS ETC	338	2 051	1 297	778 ELECTRIC. MACH. APPART. NES	722	743	465
744 MECHANICAL HANDLNG EQUIP	958	2 519	1 605	781 PASS. MOTOR VEHCLS. EX. BUS	567	937	574
745 OTH. NONELEC MCH, TOOL, NES	577	1 287	814	782 GOODS, SPCL TRANSPORT VEH	5 518	10 140	6 103
746 BALL OR ROLLER BEARINGS	76	377	239	784 PARTS, TRACTORS, MOTOR VEH	1 263	4 466	2 725
747 TAPS, COCKS, VALVES, ETC.	65	399	244	786 TRAILERS, SEMI-TRAILR, ETC	953	640	397
748 TRANSMISSIONS SHAFTS ETC	324	1 136	715	791 RAILWAY VEHICLES. EQUIPNT	109	1 258	804
749 NON-ELECT MACH. PARTS, ETC	64	279	175	793 SHIP, BOAT, FLOAT. STRUCTRS	1 080	200	117
751 OFFICE MACHINES	7	70	46	811 PREFABRICATED BUILDINGS	585	577	344
752 AUTOMATC. DATA PROC. EQUIP	7	213	129	821 FURNITURE, CUSHIONS, ETC.	71	55	35
759 PARTS, FOR OFFICE MACHINS	10	242	147	874 MEASURE, CONTROL INSTRMNT	3	115	72
764 TELECOMM. EQUIP. PARTS NES	104	1 664	1 016	892 PRINTED MATTER	32	107	64
771 ELECT POWER MACHNRY. PARTS	18	148	91	893 ARTICLES, NES, OF PLASTICS	43	75	47
772 ELEC. SWITCH. RELAY. CIRCUIT	695	2 848	1 790				
773 ELECTR DISTRIBT. EQPT NES	320	282	166	MALI			
774 ELECTRO-MEDCL. XRAY EQUIP	33	206	128				
776 TRANSISTORS, VALVES, ETC.	5	50	30	IMPORTS	71 905	22 162	13 824
778 ELECTRIC. MACH. APPART. NES	585	1 046	664				
781 PASS. MOTOR VEHCLS. EX. BUS	993	2 775	1 715	057 FRUIT, NUTS EXCL. OIL NUTS	180	60	36
782 GOODS, SPCL TRANSPORT VEH	9 055	12 167	7 883	263 COTTON	71 617	21 782	13 592
783 ROAD MOTOR VEHICLES NES	1 417	1 987	1 272	896 WORKS OF ART, ANTIQUE ETC	31	109	65
784 PARTS, TRACTORS, MOTOR VEH	2 048	6 149	3 829				
786 TRAILERS, SEMI-TRAILR, ETC	2 013	1 044	640	EXPORTS	164 969	47 453	29 272
811 PREFABRICATED BUILDINGS	401	83	55				
812 PLUMBNG, SANITRY, EQPT. ETC	26	65	44	022 MILK AND CREAM	5 042	1 557	919
813 LIGHTNG FIXTURES ETC. NES	43	211	125	061 SUGARS, MOLASSES, HONEY	92 205	4 780	3 036
821 FURNITURE, CUSHIONS, ETC.	102	112	68	121 TOBACCO, UNMANUFACTURED	452	72	42
871 OPTICAL INSTRUMENTS, NES	6	287	178	122 TOBACCO, MANUFACTURED	78	147	88
872 MEDICAL INSTRUMENTS NES	708	1 773	1 090	335 RESIDUAL PETROL. PRODUCTS	440	67	41
874 MEASURE, CONTROL INSTRMNT	41	893	511	431 ANIMAL, VEG. FATS, OILS, NES	12 044	1 135	702
881 PHOTOGRAPH APPAR. ETC. NES	5	87	55	513 CARBOXYLIC ACIDS, DERIVTS	3 696	624	387
882 PHOTO. CINEMATOGRPH. SUPPL	82	154	97	514 NITROGEN-FUNCT. COMPOUNDS	86	190	114
892 PRINTED MATTER	35	62	40	515 ORGANO-INORGANIC COMPNDS	653	1 153	755
893 ARTICLES, NES, OF PLASTICS	66	214	129	522 INORGANIC CHEM. ELEMENTS	6 958	549	341
898 MUSICAL INSTRUMENTS, ETC.	18	124	74	523 METAL. SALTS, INORGAN. ACID	16 850	1 276	795
899 MISC MANUFCTRD GOODS NES	34	309	186	531 SYNTH. COLOURS, LAKES, ETC.	90	385	236
				532 DYEING, TANNING MATERIALS	900	145	87
MAURITANIA				533 PIGMENTS, PAINTS, ETC.	448	171	107
IMPORTS	1 264 605	6 566	4 227	542 MEDICAMENTS	24	107	67
036 CRUSTACEANS, MOLLUSCS ETC	323	193	119	551 ESSNTL. OIL, PERFUME, FLAVR	35	76	50
072 COCOA	3 540	849	503	554 SOAP, CLEANERS, POLISH, ETC	204	84	51
281 IRON ORE, CONCENTRATES	1 260 300	5 128	3 367	575 OTH. PLASTIC, PRIMARY FORM	488	152	94
687 TIN	50	56	33	581 PLASTIC TUBE, PIPE, HOSE	984	351	215
EXPORTS	153 382	55 400	34 119	591 INSECTICIDES, ETC.	457	1 042	663
022 MILK AND CREAM	73 837	8 874	5 388	598 MISC. CHEMICAL PRODTS. NES	3 350	500	301
061 SUGARS, MOLASSES, HONEY	14 050	988	587	625 RUBBER TYRES, TUBES, ETC.	1 931	415	250
091 MARGARINE AND SHORTENING	1 927	408	256	629 ARTICLES OF RUBBER, NES	34	288	177
111 NON-ALCOHOL. BEVERAGE, NES	364	50	31	641 PAPER AND PAPERBOARD	137	87	53
122 TOBACCO, MANUFACTURED	167	194	127	642 PAPER, PAPERBOARD, CUT ETC	203	179	114
269 WORN CLOTHING, TEXTL. ARTL	418	89	53	652 COTTON FABRICS, WOVEN	2 652	12 869	7 854
292 CRUDE VEG. MATERIALS, NES	30	71	42	662 CLAY, REFRCT. CONSTR. MATRL	1 325	58	38
334 PETROLEUM PRODUCTS	229	119	77	663 MINERAL MANUFACTURES, NES	154	107	65
335 RESIDUAL PETROL. PRODUCTS	2 028	310	189	665 GLASSWARE	28	311	193
421 FIXED VEG. FAT, OILS, SOFT	10 200	809	520	667 PEARLS, PRECIOUS STONES			
514 NITROGEN-FUNCT. COMPOUNDS	350	232	153	692 CONTAINERS, STORAGE, TRNSP	176	47	31
531 SYNTH. COLOURS, LAKES, ETC.	106	422	253	695 TOOLS	61	102	62
541 MEDICINES, ETC. EXC. GRP542	24	107	62	699 MANUFACTS. BASE METAL, NES	56	53	39
542 MEDICAMENTS	22	69	39	713 INTRNL COMBUS PSTN ENGIN	25	243	160
554 SOAP, CLEANERS, POLISH, ETC	143	52	32	716 ROTATING ELECTRIC PLANT	14	118	72
574 POLYACETAL, POLYCARBONATE	572	214	141	721 AGRIC. MACHINES, EX. TRACTR	134	100	59
575 OTH. PLASTIC, PRIMARY FORM	115	57	36	723 CIVIL ENGINEERING EQUIPT	482	829	516
582 PLASTIC PLATE, SHEETS, ETC	38	52	30	724 TEXTILE, LEATHER MACHINES	37	200	126
597 PREPRD ADDITIVES, LIQUIDS	455	358	234	725 PAPER, PULP MILL MACHINES	8	91	60
621 MATERIALS OF RUBBER	26	69	41	726 PRINTNG, BOOKBINDNG MACHS	85	191	117
625 RUBBER TYRES, TUBES, ETC.	463	366	217	727 FOOD-PROCESS. MCH. NON DOM	14	74	43
629 ARTICLES OF RUBBER, NES	1 966	1 743	1 045	728 OTH. MACH. PTS, SPCL INDUST	68	512	325
641 PAPER AND PAPERBOARD	212	225	142	741 HEATNG, COOLNG EQUIP, PART			
642 PAPER, PAPERBOARD, CUT ETC	70	53	33	742 PUMPS FOR LIQUIDS, PARTS	229	463	300
652 COTTON FABRICS, WOVEN	813	1 975	1 242	743 PUMPS NES, CENTRIFUGS ETC	172	283	170
653 FABRICS, MAN-MADE FIBRES	172	94	62	744 MECHANICAL HANDLNG EQUIP	37	52	32
658 TEXTILE ARTICLES NES	251	54	35	745 OTH. NONELEC MCH, TOOL, NES	544	1 192	705
662 CLAY, REFRCT. CONSTR. MATRL	791	100	61	749 NON-ELECT MACH. PARTS, ETC	13	58	34
679 TUBES, PIPES, ETC. IRON, STL	101	67	45	752 AUTOMATC. DATA PROC. EQUIP	5	88	53
682 COPPER	24	54	35	764 TELECOMM. EQUIP. PARTS NES	6	194	117
684 ALUMINIUM	1 000	362	225	772 ELEC. SWITCH. RELAY. CIRCUIT	20	153	96
695 TOOLS	74	246	149	773 ELECTR DISTRIBT. EQPT NES	77	58	36
699 MANUFACTS. BASE METAL, NES	25 275	3 226	1 925	774 ELECTRO-MEDCL. XRAY EQUIP	5	90	53
713 INTRNL COMBUS PSTN ENGIN	116	768	479	776 TRANSISTORS, VALVES, ETC.	8	129	81
721 AGRIC. MACHINES, EX. TRACTR	153	436	281	778 ELECTRIC. MACH. APPART. NES	261	268	158
723 CIVIL ENGINEERING EQUIPT	3 329	7 587	4 922	781 PASS. MOTOR VEHCLS. EX. BUS	312	991	624
				782 GOODS, SPCL TRANSPORT VEH	2 031	1 938	1 204
				783 ROAD MOTOR VEHICLES NES	851	398	243
				784 PARTS, TRACTORS, MOTOR VEH	383	1 796	1 109
				785 CYCLES, MOTORCYCLES ETC.	42	592	350

7 IMPORTS AND EXPORTS (SPECIAL TRADE) BY COUNTRIES OF PRODUCTION AND CONSUMPTION AND BY GROUPS OF THE SITC-REV. III 1990

GROUP DESCRIPTION	DT = 100 KG	1 000 DM	1 000 \$	GROUP DESCRIPTION	DT = 100 KG	1 000 DM	1 000 \$
786 TRAILERS,SEMI-TRAILR,ETC	500	310	202	022 MILK AND CREAM	3 195	809	507
813 LIGHTNG FIXTURES ETC.NES	245	320	203	046 MEAL, FLOUR OF WHEAT,MSLN	3 474	118	74
848 CLOTHING,NONTXTL;HEADGEAR	3	58	36	061 SUGARS,MOLASSES,HONEY	3 877	254	159
874 MEASURE,CONTROL INSTRMNT	7	219	128	421 FIXED VEG.FAT,OILS, SOFT	1 030	129	82
892 PRINTED MATTER	23	103	60	514 NITROGEN-FUNCT.COMPOUNDS	99	232	145
893 ARTICLES,NES,OF PLASTICS	101	180	118	523 METAL. SALTS, INORGAN.ACID	43 570	1 515	921
BURKINA FASO				531 SYNTH.COLOURS,LAKES,ETC.	80	229	139
IMPORTS	210	603	383	554 SOAP,CLEANERS,POLISH,ETC	149	50	30
899 MISC MANUFCTRD GOODS NES	120	196	123	575 OTH.PLASTIC,PRIMARY FORM	167	100	59
EXPORTS	51 815	26 169	16 149	597 PREPRD ADDITIVES,LIQUIDS	732	384	233
022 MILK AND CREAM	7 835	2 228	1 356	598 MISC.CHEMICAL PROODTS.NES	1 571	870	529
122 TOBACCO, MANUFACTURED	265	63	40	625 RUBBER TYRES,TUBES,ETC.	274	108	70
287 ORE,CONCENTR.BASE METALS	4 922	288	175	641 PAPER AND PAPERBOARD	438	60	37
292 CRUDE VEG.MATERIALS, NES	53	224	137	652 COTTON FABRICS, WOVEN	1 313	4 811	3 019
421 FIXED VEG.FAT,OILS, SOFT	1 150	133	89	653 FABRICS,MAN-MADE FIBRES	359	277	179
511 HYDROCARBONS,NES,DERIVTS	370	53	33	655 KNIT,CROCHET,FABRIC NES	335	136	89
513 CARBOXYLIC ACIDS,DERIVTS	907	127	75	679 TUBES,PIPES,ETC. IRON, STL	329	102	62
515 ORGANO-INORGANIC COMPNDS	114	74	48	691 METALLIC STRUCTURES NES	36	129	78
522 INORGANIC CHEM.ELEMENTS	3 889	332	202	699 MANUFACTS.BASE METAL,NES	15	49	30
523 METAL. SALTS, INORGAN.ACID	4 540	153	94	711 STEAM GENER.BUILDERS,ETC.	706	166	98
542 MEDICAMENTS	109	338	216	716 ROTATING ELECTRIC PLANT	9	50	30
551 ESSNTL.OIL,PERFUME,FLAVR	22	113	71	723 CIVIL ENGINEERING EQUIPT	87	110	68
554 SOAP,CLEANERS,POLISH,ETC	222	73	46	724 TEXTILE,LEATHER MACHINES	10	80	51
575 OTH.PLASTIC,PRIMARY FORM	105	65	45	727 FOOD-PROCESS.MCH.NON DOM	26	113	67
581 PLASTIC TUBE,PIPE,HOSE	1 068	307	188	731 METAL.REMOVAL WORK TOOLS	13	53	32
582 PLASTIC PLATE,SHEETS,ETC	342	302	192	741 HEATING,COOLNG EQUIP,PART	•	•	•
591 INSECTICIDES, ETC.	58	169	106	742 PUMPS FOR LIQUIDS,PARTS	202	1 530	919
598 MISC.CHEMICAL PROODTS.NES	1 331	333	209	745 OTH.NONELEC MCH.TOOL,NES	7	208	132
629 ARTICLES OF RUBBER, NES	36	303	182	749 NON-ELECT MACH,PARTS,ETC	28	84	54
641 PAPER AND PAPERBOARD	343	89	55	751 OFFICE MACHINES	11	64	38
642 PAPER,PAPERBOARD,CUT ETC	116	132	78	752 AUTOMATC.DATA PROC.EQUIP	4	151	98
652 COTTON FABRICS, WOVEN	3 266	2 027	1 307	764 TELECOMM.EQUIP.PARTS NES	26	682	433
653 FABRICS,MAN-MADE FIBRES	2 174	1 490	980	772 ELEC.SWITCH.RELAY,CIRCUT	14	219	132
655 KNIT,CROCHET,FABRIC NES	149	69	45	774 ELECTRO-MEDCL,XRAY EQUIP	10	313	189
657 SPECIAL YARN,TXTL.FABRIC	219	162	101	776 TRANSISTORS,VALVES,ETC.	180	65	39
662 CLAY,REFRCT.CONSTR.MATRL	461	86	52	778 ELECTRIC.MACH.APPART.NES	1 214	467	283
664 GLASS	1 323	102	63	781 PASS.MOTOR VEHCLS.EX.BUS	1 919	2 049	1 282
676 IRON,STL.BAR,SHAPES ETC.	3 863	331	215	782 GOODS,SPCL TRANSPORT VEH	257	600	367
692 CONTAINERS,STORAGE,TRNSP	59	204	130	784 PARTS,TRACTORS,MOTOR VEH	23	373	228
695 TOOLS	36	79	46	792 AIRCRAFT,ASSTOCT.EQUIPNT	1	142	84
699 MANUFACTS.BASE METAL,NES	1 302	227	146	895 MEASURE,CONTROL INSTRMNT	23	1 221	728
713 INTRNL COMBUS PSTN ENGIN	11	66	40	895 OFFICE,STATIONERY SUPPLS	23	77	46
716 ROTATING ELECTRIC PLANT	9	66	40	CHAD			
721 AGRIC.MACHINES,EX.TRACTR	288	527	315	IMPORTS	128 940	39 072	24 253
722 TRACTORS	188	64	38	263 COTTON	128 939	38 984	24 200
723 CIVIL ENGINEERING EQUIPT	361	532	317	EXPORTS	48 941	9 679	5 980
724 TEXTILE,LEATHER MACHINES	17	236	145	022 MILK AND CREAM	450	127	76
725 PAPER,PULP MILL MACHINES	42	95	58	037 FISH ETC.PREPD,PRSD,NES	1 682	913	550
726 PRINTNG,BOOKBINDNG MACHS	63	378	222	046 MEAL, FLOUR OF WHEAT,MSLN	9 925	429	266
728 OTH.MACH,PTS,SPCL INDUST	79	208	135	061 SUGARS,MOLASSES,HONEY	27 765	2 089	1 316
741 HEATING,COOLNG EQUIP,PART	•	•	•	522 INORGANIC CHEM.ELEMENTS	3 985	322	207
742 PUMPS FOR LIQUIDS,PARTS	49	132	85	531 SYNTH.COLOURS,LAKES,ETC.	24	122	72
743 PUMPS NES,CENTRIFUGS ETC	38	165	99	541 MEDICINES,ETC.EXC.GRPS42	9	129	76
744 MECHANICAL HANDLNG EQUIP	31	58	35	553 PERFUMERY,COSMETICS,ETC.	56	94	57
745 OTH.NONELEC MCH.TOOL,NES	31	411	249	581 PLASTIC TUBE,PIPE,HOSE	1 785	584	390
747 TAPS,COCKS,VALVES,ETC.	343	238	150	582 PLASTIC PLATE,SHEETS,ETC	162	150	96
749 NON-ELECT MACH,PARTS,ETC	15	59	35	598 MISC.CHEMICAL PROODTS.NES	302	131	77
751 OFFICE MACHINES	71	286	176	625 RUBBER TYRES,TUBES,ETC.	620	373	223
752 AUTOMATC.DATA PROC.EQUIP	4	87	55	652 COTTON FABRICS, WOVEN	24	132	88
759 PARTS,FOR OFFICE MACHINS	4	70	45	695 TOOLS	210	296	179
764 TELECOMM.EQUIP.PARTS NES	5	203	129	716 ROTATING ELECTRIC PLANT	39	95	56
771 ELECT POWER MACHNY,PARTS	82	428	256	721 AGRIC.MACHINES,EX.TRACTR	21	141	83
774 ELECTRO-MEDCL,XRAY EQUIP	26	88	53	723 CIVIL ENGINEERING EQUIPT	59	215	142
775 DOM.ELEC,NON-ELEC.EQUIPT	4	60	34	724 TEXTILE,LEATHER MACHINES	6	60	38
776 TRANSISTORS,VALVES,ETC.	1	84	48	725 PAPER,PULP MILL MACHINES	37	78	46
778 ELECTRIC.MACH.APPART.NES	77	131	80	726 PRINTNG,BOOKBINDNG MACHS	28	197	117
781 PASS.MOTOR VEHCLS.EX.BUS	183	508	332	727 FOOD-PROCESS.MCH.NON DOM	5	77	47
782 GOODS,SPCL TRANSPORT VEH	4 283	5 608	3 377	741 HEATING,COOLNG EQUIP,PART	•	•	•
783 ROAD MOTOR VEHICLES NES	311	256	155	742 PUMPS FOR LIQUIDS,PARTS	13	69	42
784 PARTS,TRACTORS,MOTOR VEH	987	1 193	717	743 PUMPS NES,CENTRIFUGS ETC	31	91	57
785 CYCLES,MOTORCYCLES ETC.	177	93	59	744 MECHANICAL HANDLNG EQUIP	25	77	46
786 TRAILERS,SEMI-TRAILR,ETC	230	66	39	745 OTH.NONELEC MCH.TOOL,NES	3	72	44
821 FURNITURE,CUSHIONS,ETC.	199	156	93	752 AUTOMATC.DATA PROC.EQUIP	2	62	40
871 OPTICAL INSTRUMENTS,NES	2	114	68	772 ELEC.SWITCH.RELAY,CIRCUT	17	105	68
872 MEDICAL INSTRUMENTS NES	32	131	78	778 ELECTRIC.MACH.APPART.NES	159	116	68
873 METERS,COUNTERS,NES	73	122	78	781 PASS.MOTOR VEHCLS.EX.BUS	54	131	81
874 MEASURE,CONTROL INSTRMNT	18	237	141	782 GOODS,SPCL TRANSPORT VEH	392	573	343
881 PHOTOGRAPH APPAR,ETC.NES	2	50	31	783 ROAD MOTOR VEHICLES NES	92	160	95
882 PHOTO.CINEMATDGRPH.SUPPL	69	185	118	784 PARTS,TRACTORS,MOTOR VEH	36	154	95
893 ARTICLES,NES,OF PLASTICS	39	74	49	786 TRAILERS,SEMI-TRAILR,ETC	266	197	120
895 OFFICE,STATIONERY SUPPLS	46	140	85	874 MEASURE,CONTROL INSTRMNT	16	172	103
898 MUSICAL INSTRUMENTS,ETC.	21	87	53	CAPE VERDE			
NIGER				IMPORTS	74	215	130
IMPORTS	1 507	664	403	036 CRUSTACEANS,MOLLUSCS ETC	34	152	91
072 COCOA	500	102	61	EXPORTS	57 620	14 481	9 103
844 WOMEN,GIRLS CLOTHNG.KNIT	16	67	43	022 MILK AND CREAM	5 450	1 559	956
845 OTHR,TEXTILE APPAREL,NES	6	55	35	041 WHEAT, MESLIN, UNMILLED	39 704	726	477
899 MISC MANUFCTRD GOODS NES	82	60	35	061 SUGARS,MOLASSES,HONEY	3 160	141	85
EXPORTS	70 796	21 223	13 124	098 EDIBLE PROD.PREPRNTS,NES	94	52	31

GROUP DESCRIPTION	DT = 100 KG	1 000 DM	1 000 \$	GROUP DESCRIPTION	DT = 100 KG	1 000 DM	1 000 \$
111 NON-ALCOHOL.BEVERAGE,NES	473	56	33	679 TUBES,PIPES,ETC.IRON,STL	21 542	2 484	1 472
112 ALCOHOLIC BEVERAGES	353	53	32	684 ALUMINIUM	636	970	610
421 FIXED VEG.FAT,OILS,SOFT	2 702	324	200	691 METALLIC STRUCTURES NES	2 178	1 052	634
541 MEDICINES,ETC.EXC.GRPS42	18	63	37	692 CONTAINERS,STORAGE,TRNSP	130	89	52
581 PLASTIC TUBE,PIPE,HOSE	149	57	39	694 NAILS,SCREWS,NUTS,ETC.	68	150	96
598 MISC.CHEMICAL PRDCTS.NES	236	186	117	695 TOOLS	43	221	133
642 PAPER,PAPERBOARD,CUT ETC	81	53	32	699 MANUFACT.S.BASE METAL,NES	118	433	267
679 TUBES,PIPES,ETC.IRON,STL	178	115	71	712 STEAM TURBINES	22	636	423
692 CONTAINERS,STORAGE,TRNSP	285	528	347	713 INTRNL COMBUS PSTN ENGIN	712	1 745	1 078
695 TOOLS	41	107	66	721 AGRIC.MACHINES,EX.TRACTR	291	267	175
699 MANUFACT.S.BASE METAL,NES	130	73	43	723 CIVIL ENGINEERING EQUIPT	1 646	3 836	2 489
713 INTRNL COMBUS PSTN ENGIN	186	1 326	825	724 TEXTILE,LEATHER MACHINES	20	201	129
714 ENGINES,MOTORS NON-ELECT	1	57	34	726 PRINTNG,BOOKBINDING MACHS	56	231	148
716 ROTATING ELECTRIC PLANT	1 759	6 147	3 898	727 FOOD-PROCESS.MCH.NON DOM	32	152	94
727 FOOD-PROCESS.MCH.NON DOM	10	53	35	728 OTH.MACH,PTS,SPCL INDUST	620	3 658	2 300
728 OTH.MACH,PTS,SPCL INDUST	62	140	92	735 PARTS,NES,FOR MACH-TOOLS	5	86	52
741 HEATING,COOLING EQUIP.PART	*	*	*	741 HEATING,COOLING EQUIP.PART	*	*	*
742 PUMPS FOR LIQUIDS,PARTS	36	122	75	742 PUMPS FOR LIQUIDS,PARTS	201	719	432
743 PUMPS NES,CENTRIFUGS ETC	9	48	30	743 PUMPS NES,CENTRIFUGS ETC	462	916	567
751 OFFICE MACHINES	10	47	30	744 MECHANICAL HANDLING EQUIP	342	379	238
772 ELEC.SWITCH.RELAY.CIRCUIT	258	537	329	745 OTH.NONELEC MCH.TOOL,NES	207	1 007	600
773 ELECTR.DISTRIB.EQPT NES	48	58	34	748 TRANSMISSIONS SHAFTS ETC	14	137	85
778 ELECTRIC.MACH.APPLT,NES	72	69	44	749 NON-ELECT MACH.PARTS,ETC	57	262	165
781 PASS.MOTOR VEHCLS.EX.BUS	125	97	65	751 OFFICE MACHINES	20	99	61
812 PLUMBING,SANITRY,EQPT,ETC	90	211	138	759 PARTS,FOR OFFICE MACHINS	8	67	40
813 LIGHTING FIXTURES ETC,NES	18	78	48	761 TELEVISION RECEIVERS ETC	3	55	36
874 MEASURE,CONTROL INSTRMNT	6	63	39	764 TELECOMM.EQUIP.PARTS NES	1	163	104
893 ARTICLES,NES,OF PLASTICS	130	110	69	771 ELECT POWER MACHNY,PARTS	24	230	141
				772 ELEC.SWITCH.RELAY.CIRCUIT	99	374	230
SENEGAL				773 ELECTR.DISTRIB.EQPT NES	44	89	55
IMPORTS	96 434	25 166	15 329	776 TRANSISTORS,VALVES,ETC.	132	899	551
001 LIVE ANIMALS	24	291	179	778 ELECTRIC.MACH.APPLT,NES	516	714	429
034 FISH,FRESH,CHILLED,FROZN	4 815	4 589	2 817	781 PASS.MOTOR VEHCLS.EX.BUS	2 016	6 288	3 993
036 CRUSTACEANS,MOLLUSCS ETC	1 705	1 221	772	782 GOODS,SPCL TRANSPORT VEH	632	407	250
037 FISH,ETC.PREP'D,PRSD,NES	2 769	462	304	783 ROAD MOTOR VEHICLES NES	98	136	81
054 VEGETABLES	409	460	377	784 PARTS,TRACTORS,MOTOR VEH	355	1 085	675
057 FRUIT,NUTS EXCL.OIL NUTS	832	177	103	786 TRAILERS,SEMI-TRAILER,ETC	391	203	122
072 COCACOA	203	170	83	792 AIRCRAFT,ASSOC'D,EQUIPMNT	2	543	340
222 OIL SEED(SFT.FIX VEG.OIL)	522	88	58	793 SHIP,BOAT,FLOAT,STRUCTRS	15 014	22 984	15 088
263 COTTON	14 052	4 810	2 891	813 LIGHTING FIXTURES ETC,NES	101	214	134
277 NATURAL ABRASIVES, NES		70	42	821 FURNITURE,CUSHIONS,ETC.	452	415	256
292 CRUDE VEG.MATERIALS, NES	1 423	794	472	872 MEDICAL INSTRUMENTS NES	37	155	99
421 FIXED VEG.FAT,OILS,SOFT	63 181	10 379	6 322	874 MEASURE,CONTROL INSTRMNT	8	823	507
512 ALCOHOL,PHENOL,ETC.DERIV	5 470	574	341	881 PHOTOGRAPH APPAR.ETC.NES	62	635	397
651 TEXTILE YARN	128	83	49	882 PHOTO.CINEMATOGRPH,SUPPL	147	183	114
712 STEAM TURBINES	28	327	194	891 ARMS AND AMMUNITION	43	124	75
				893 ARTICLES,NES,OF PLASTICS	78	187	115
EXPORTS	184 897	96 231	60 355				

7 IMPORTS AND EXPORTS (SPECIAL TRADE) BY COUNTRIES OF PRODUCTION AND CONSUMPTION AND BY GROUPS OF THE SITC-REV. III 1990

GROUP DESCRIPTION	DT = 100 KG	1 000 DM	1 000 \$	GROUP DESCRIPTION	DT = 100 KG	1 000 DM	1 000 \$
783 ROAD MOTOR VEHICLES NES	303	53	34	741 HEATING, COOLING EQUIP, PART	•	•	•
784 PARTS, TRACTORS, MOTOR VEH	381	834	518	742 PUMPS FOR LIQUIDS, PARTS	203	460	287
785 CYCLES, MOTORCYCLES, ETC.	38	122	82	743 PUMPS NES, CENTRIFUGS ETC	119	335	210
793 SHIP, BOAT, FLOAT, STRUCTRS	25	181	122	744 MECHANICAL HANDLING EQUIP	488	910	608
821 FURNITURE, CUSHIONS, ETC.	137	136	83	745 OTH. NONELEC MCH, TOOL, NES	403	1 079	649
874 MEASURE, CONTROL INSTRMNT	9	247	157	747 TAPS, COCKS, VALVES, ETC.	81	134	85
892 PRINTED MATTER	52	132	79	748 TRANSMISSIONS SHAFTS ETC	75	277	185
GUIN BISSAU				749 NON-ELECT MACH. PARTS, ETC	58	152	92
IMPORTS	1 412	653	418	751 OFFICE MACHINES	11	97	62
071 COFFEE, COFFEE SUBSTITUTE	601	185	125	752 AUTOMATC. DATA PROC. EQUIP	3	84	54
263 COTTON	499	169	102	764 TELECOMM. EQUIP. PARTS NES	21	196	121
781 PASS. MOTOR VEHCLS. EX. BUS	16	80	48	771 ELECT POWER MACHNY. PARTS	308	374	233
EXPORTS	14 460	6 197	3 827	772 ELEC. SWITCH. RELAY. CIRCUIT	9	719	464
022 MILK AND CREAM	1 902	547	329	773 ELECTR DISTRIB. EQPT NES	742	667	397
061 SUGARS, MOLASSES, HONEY	5 540	304	191	774 ELECTRO-MEDCL. XRAY EQUIP	8	123	79
112 ALCOHOLIC BEVERAGES	739	114	72	775 DOM. ELEC. NON-ELEC. EQUIPT	85	61	38
248 WOOD, SIMPLY WORKED	602	59	37	776 TRANSISTORS, VALVES, ETC.	10	74	45
625 RUBBER TYRES, TUBES, ETC.	143	120	76	778 ELECTRIC MACH. APPART. NES	1 301	630	387
652 COTTON FABRICS, WOVEN	23	150	100	781 PASS. MOTOR VEHCLS. EX. BUS	656	1 039	634
695 TOOLS	36	63	40	782 GOODS, SPCL TRANSPORT VEH	2 406	1 030	628
713 INTRNL COMBUS PSTN ENGIN	13	47	30	784 PARTS, TRACTORS, MOTOR VEH	573	1 700	1 037
761 TELEVISION RECEIVERS ETC	10	108	71	786 TRAILERS, SEMI-TRAILR, ETC	330	89	55
764 TELECOMM. EQUIP. PARTS NES	7	166	98	811 PREFABRICATED BUILDINGS	368	177	105
778 ELECTRIC MACH. APPART. NES	102	82	51	813 LIGHTING FIXTURES ETC. NES	57	50	31
781 PASS. MOTOR VEHCLS. EX. BUS	124	194	119	821 FURNITURE, CUSHIONS, ETC.	121	131	77
782 GOODS, SPCL TRANSPORT VEH	1 723	2 034	1 269	848 CLOTHING, NONTXLT; HEADGEAR	2	78	48
783 ROAD MOTOR VEHICLES NES	139	134	81	872 MEDICAL INSTRUMENTS NES	12	62	36
784 PARTS, TRACTORS, MOTOR VEH	168	502	311	874 MEASURE, CONTROL INSTRMNT	33	381	245
786 TRAILERS, SEMI-TRAILR, ETC	450	221	132	893 ARTICLES, NES, OF PLASTICS	122	62	37
874 MEASURE, CONTROL INSTRMNT	3	89	56	897 GOLD, SILVERWARE, JEWEL NES		233	157
GUINEA				SIERRA LEONE			
IMPORTS	7 861 497	70 636	43 788	IMPORTS	7 530 377	62 749	39 005
001 LIVE ANIMALS	18	189	117	036 CRUSTACEANS, MOLLUSCS ETC	170	216	130
071 COFFEE, COFFEE SUBSTITUTE	36 967	7 645	4 846	071 COFFEE, COFFEE SUBSTITUTE	13 339	2 416	1 524
072 COCOA	10 259	2 479	1 531	072 COCOA	17 919	4 792	3 002
081 ANIMAL FEED STUFF	50 103	917	588	098 EDIBLE PROD. PREPRTNS, NES	10	61	39
247 WOOD ROUGH, ROUGH SQUARED	2 121	130	78	285 ALUMINIUM ORE, CONCTR. ETC	7 442 327	47 495	29 306
263 COTTON	2 062	610	380	287 ORE, CONCENTR. BASE METALS	51 918	5 277	3 433
285 ALUMINIUM ORE, CONCTR. ETC	7 758 504	57 020	35 209	288 NON-FERROUS WASTE, SCRAP	335	117	73
667 PEARLS, PRECIOUS STONES	•	•	•	292 CRUDE VEG. MATERIALS, NES	2 282	361	228
971 GOLD, NONMONTRY EXCL ORES	•	736	461	667 PEARLS, PRECIOUS STONES	•	•	•
EXPORTS	252 518	45 638	28 191	684 ALUMINIUM	400	102	61
022 MILK AND CREAM	7 631	1 145	717	845 OTHR. TEXTILE APPAREL, NES	896	1 143	712
046 MEAL, FLOUR OF WHEAT, MSLN	8 963	285	181	971 GOLD, NONMONTRY EXCL ORES	•	50	30
061 SUGARS, MOLASSES, HONEY	42 641	2 725	1 712	EXPORTS	299 687	38 280	23 716
112 ALCOHOLIC BEVERAGES	6 958	1 077	670	022 MILK AND CREAM	663	126	83
122 TOBACCO, MANUFACTURED	1 448	1 620	1 024	042 RICE	762	66	39
248 WOOD, SIMPLY WORKED	1 060	93	57	046 MEAL, FLOUR OF WHEAT, MSLN	157 740	5 880	3 617
269 WORN CLOTHING, TEXTL. ARTL	1 773	418	254	061 SUGARS, MOLASSES, HONEY	55 409	3 821	2 357
278 OTHER CRUDE MINERALS	1 937	57	37	112 ALCOHOLIC BEVERAGES	12 526	1 788	1 098
334 PETROLEUM PRODUCTS	3 082	481	292	269 WORN CLOTHING, TEXTL. ARTL	1 182	258	160
335 RESIDUAL PETROL. PRODUCTS	1 140	138	84	278 OTHER CRUDE MINERALS	9 039	209	130
421 FIXED VEG. FAT, OILS, SOFT	24 206	3 019	1 815	334 PETROLEUM PRODUCTS	2 062	294	180
511 HYDROCARBONS, NES, DERIVTS	562	58	35	335 RESIDUAL PETROL. PRODUCTS	2 067	272	171
531 SYNTH. COLOURS, LAKES, ETC.	114	376	247	421 FIXED VEG. FAT, OILS, SOFT	14 560	1 755	1 108
533 PIGMENTS, PAINTS, ETC.	240	121	76	431 ANIMAL VEG. FATS, OILS, NES	2 218	125	81
541 MEDICINES, ETC. EXC. GRP542	11	105	65	522 INORGANIC CHEM. ELEMENTS	486	67	42
554 SOAP, CLEANERS, POLISH, ETC	227	133	78	524 OTHER CHEMICAL COMPOUNDS	581	52	33
581 PLASTIC TUBE, PIPE, HOSE	2 398	939	572	533 PIGMENTS, PAINTS, ETC.	122	73	46
582 PLASTIC PLATE, SHEETS, ETC	56	120	72	541 MEDICINES, ETC. EXC. GRP542	18	143	86
592 STARCHES, INULIN, ETC.	233	55	33	542 MEDICAMENTS	25	99	58
593 EXPLOSIVES, PYROTECHNICS	365	97	58	575 OTH. PLASTIC, PRIMARY FORM	30	149	89
598 MISC. CHEMICAL PRODS. NES	224	121	78	582 PLASTIC PLATE, SHEETS, ETC	66	163	99
625 RUBBER TYRES, TUBES, ETC.	1 007	188	113	593 EXPLOSIVES, PYROTECHNICS	171	68	39
634 VENEERS, PLYWOOD, ETC.	113	51	31	598 MISC. CHEMICAL PRODS. NES	14	53	33
635 WOOD MANUFACTURES, NES	84	57	37	621 MATERIALS OF RUBBER	49	92	56
642 PAPER, PAPERBOARD, CUT ETC	305	154	95	625 RUBBER TYRES, TUBES, ETC.	121	95	60
652 COTTON FABRICS, WOVEN	371	253	169	629 ARTICLES OF RUBBER, NES	113	107	69
657 SPECIAL YARN, TXTL. FABRIC	110	65	42	641 PAPER AND PAPERBOARD	1 589	255	156
661 LIME, CEMENT, CONSTR. MATRL	104 798	935	596	642 PAPER, PAPERBOARD, CUT ETC	484	224	138
662 CLAY, REFRCT. CONSTR. MATRL	201	51	31	661 LIME, CEMENT, CONSTR. MATRL	17 180	194	123
663 MINERAL MANUFACTURES, NES	1 865	111	71	673 FLAT-ROLLED IRON ETC.	462	54	32
674 FLAT-ROLLED PLATED IRON	703	149	88	676 IRON, STL. BAR, SHAPES ETC.	744	78	47
676 IRON, STL. BAR, SHAPES ETC.	5 820	900	548	679 TUBES, PIPES, ETC. IRON, STL	344	81	48
677 RAILWAY TRACK IRON, STEEL	341	51	31	691 METALLIC STRUCTURES NES	66	58	36
678 WIRE OF IRON OR STEEL	372	71	43	692 CONTAINERS, STORAGE, TRNSP	296	462	280
679 TUBES, PIPES, ETC. IRON, STL	3 839	1 388	881	695 TOOLS	111	323	198
691 METALLIC STRUCTURES NES	3 000	2 550	1 559	697 HOUSEHOLD EQUIPMENT, NES	132	60	39
692 CONTAINERS, STORAGE, TRNSP	2 132	490	325	699 MANUFACTS. BASE METAL, NES	74	66	39
693 WIRE PRODUCTS EXCL. ELECT	665	190	118	700 CPL IND PLANT (84/85/87)	3 593	2 539	1 568
695 TOOLS	54	151	95	713 INTRNL COMBUS PSTN ENGIN	111	503	314
699 MANUFACTS. BASE METAL, NES	3 125	876	531	716 ROTATING ELECTRIC PLANT	160	360	228
713 INTRNL COMBUS PSTN ENGIN	759	2 961	1 868	722 TRACTORS	34	90	53
716 ROTATING ELECTRIC PLANT	460	884	538	723 CIVIL ENGINEERING EQUIPT	151	571	347
722 TRACTORS	53	88	59	727 FOOD-PROCESS. MCH. NON DOM	7	106	63
723 CIVIL ENGINEERING EQUIPT	3 360	4 426	2 680	728 OTH. MACH. PTS, SPCL INDUST	123	196	121
726 PRINTING, BOOKBINDING MACHS	66	276	163	731 METAL REMOVAL WORK TOOLS	90	62	37
728 OTH. MACH. PTS, SPCL INDUST	1 799	1 643	987	741 HEATING, COOLING EQUIP, PART	•	•	•
731 METAL REMOVAL WORK TOOLS	26	53	34	742 PUMPS FOR LIQUIDS, PARTS	327	470	283
				743 PUMPS NES, CENTRIFUGS ETC	21	92	55
				744 MECHANICAL HANDLING EQUIP	432	430	275
				745 OTH. NONELEC MCH, TOOL, NES	19	212	129
				749 NON-ELECT MACH. PARTS, ETC	112	211	135
				751 OFFICE MACHINES	8	53	33

GROUP DESCRIPTION	DT = 100 KG	1 000 DM	1 000 \$	GROUP DESCRIPTION	DT = 100 KG	1 000 DM	1 000 \$
752 AUTOMATC.DATA PROC.EQUIP	2	144	87	748 TRANSMISSIONS SHAFTS ETC	124	435	258
764 TELECOMM.EQUIP.PARTS NES	4	52	32	749 NON-ELECT MACH.PARTS,ETC	125	322	194
774 ELECTRO-MEDCL.XRAY EQUIP	6	102	60	751 OFFICE MACHINES	14	95	59
778 ELECTRIC.MACH.APPART.NES	1 357	534	340	771 ELECT POWER MACHNY.PARTS	75	102	61
781 PASS.MOTOR VEHCLS.EX.BUS	1 635	2 198	1 369	772 ELEC.SWITCH.RELAY.CTRCUT	122	673	399
782 GOODS.SPCL TRANSPORT VEH	2 925	1 951	1 252	773 ELECTR DISTRIBT.EQPT NES	499	536	317
783 ROAD MOTOR VEHICLES NES	1 183	1 509	975	774 ELECTRO-MEDCL.XRAY EQUIP	26	143	86
784 PARTS,TRACTORS,MOTOR VEH	1 228	5 082	3 100	775 DOM.ELEC,NON-ELEC.EQUIPT	58	96	58
786 TRAILERS,SEMI-TRAILER,ETC	1 606	866	544	778 ELECTRIC.MACH.APPART.NES	135	362	215
821 FURNITURE,CUSHIONS,ETC.	144	128	83	781 PASS.MOTOR VEHCLS.EX.BUS	5 439	18 950	11 990
845 OTHR.TEXTILE APPAREL,NES	28	73	41	782 GOODS.SPCL TRANSPORT VEH	3 217	1 238	735
851 FOOTWEAR	40	59	33	783 ROAD MOTOR VEHICLES NES	163	66	40
874 MEASURE,CONTROL INSTRMNT	2	134	82	784 PARTS,TRACTORS,MOTOR VEH	986	2 448	1 460
892 PRINTED MATTER	59	79	50	786 TRAILERS,SEMI-TRAILER,ETC	1 694	490	292
				791 RAILWAY VEHICLES,EQUIPNT	20	101	59
LIBERIA				793 SHIP,BOAT,FLOAT.STRUCTRS	657 820	340 024	201 724
IMPORTS	32 250 469	225 400	135 369	813 LIGHTING FIXTURES ETC.NES	96	265	156
034 FISH,FRESH,CHILLED,FROZN	52	48	30	821 FURNITURE,CUSHIONS,ETC.	42	51	31
036 CRUSTACEANS,MOLLUSCS ETC	114	70	41	848 CLOTHNG,NONTXLT;HEADGEAR	25	56	30
071 COFFEE,COFFEE SUBSTITUTE	8 133	1 532	945	851 FOOTWEAR	112	142	84
072 COCOA	7 597	1 655	980	874 MEASURE,CONTROL INSTRMNT	3	194	116
231 NATURAL RUBBER, ETC.	29 776	4 286	2 609	882 PHOTO.CINEMATOGPH.SUPPL	33	68	40
247 WOOD ROUGH,ROUGH SQUARED	591 012	31 754	19 077	892 PRINTED MATTER	26	48	30
248 WOOD, SIMPLY WORKED	20 407	1 938	1 173	893 ARTICLES,NES,OF PLASTICS	455	243	145
278 OTHER CRUDE MINERALS	6 292	233	139	894 BABY CARRIAGE,TOYS,GAMES	51	76	45
281 IRON ORE, CONCENTRATES	31 575 321	180 736	108 422	895 OFFICE,STATIONERY SUPPLS	18	617	369
288 NON-FERROUS WASTE,SCRAP	361	101	60	897 GOLD,SILVERWARE,JEWEL NES	8	124	76
634 VENEERS, PLYWOOD, ETC.	9 325	1 514	947				
713 INTRNL COMBUS PSTN ENGIN	108	56	34	IVORY COAST			
716 ROTATING ELECTRIC PLANT	77	51	30	IMPORTS	2 914 179	479 704	297 658
781 PASS.MOTOR VEHCLS.EX.BUS	401	1 107	687	001 LIVE ANIMALS	8	210	125
EXPORTS	813 919	397 305	236 607	037 FISH ETC.PRPD,PRSDV.NES	144	88	56
011 BOVINE MEAT	1 242	157	94	054 VEGETABLES	770	93	53
022 MILK AND CREAM	2 584	391	233	057 FRUIT,NUTS EXCL.DTL NUTS	150 470	16 072	9 849
023 BUTTER,OTHER FAT OF MILK	151	137	81	059 FRUIT, VEGETABLE JUICES	2 192	616	383
042 CHEESE AND CURD	226	153	91	071 COFFEE,COFFEE SUBSTITUTE	116 537	19 994	12 699
046 MEAL,FLOUR OF WHEAT,MSLN	11 960	488	294	072 COCOA	1 229 990	304 396	189 150
054 VEGETABLES	1 052	105	67	081 ANIMAL FEED STUFF	160 143	4 042	2 440
061 SUGARS,MOLASSES,HONEY	21 309	1 428	847	098 EDIBLE PROD.PREPRTNS,NES	253	55	36
122 TOBACCO, MANUFACTURED	60	93	54	231 NATURAL RUBBER, ETC	133 724	21 605	13 500
269 WORN CLOTHING,TEXTL.ARTL	1 260	161	97	247 WOOD ROUGH,ROUGH SQUARED	63 419	4 612	2 804
278 OTHER CRUDE MINERALS	24 075	541	322	248 WOOD, SIMPLY WORKED	73 658	12 487	7 640
292 CRUDE VEG.MATERIALS, NES	40	119	71	263 COTTON	62 248	18 714	11 556
334 PETROLEUM PRODUCTS	12 865	1 594	947	288 NON-FERROUS WASTE,SCRAP	859	306	193
335 RESIDUAL PETROL.PRODUCTS	1 256	194	118	292 CRUDE VEG.MATERIALS, NES	5 516	2 806	1 738
421 FIXED VEG.FAT,OILS, SOFT	17 299	2 026	1 269	422 FINEG.VEG			

7 IMPORTS AND EXPORTS (SPECIAL TRADE) BY COUNTRIES OF PRODUCTION AND CONSUMPTION AND BY GROUPS OF THE SITC-REV. III 1990

GROUP DESCRIPTION	DT - 100 KG	1 000 DM	1 000 \$	GROUP DESCRIPTION	DT - 100 KG	1 000 DM	1 000 \$
574 POLYACETAL, POLYCARBONATE	1 134	529	322	072 COCOA	182 326	44 885	28 272
575 OTH. PLASTIC, PRIMARY FORM	8 674	2 200	1 352	231 NATURAL RUBBER, ETC.	3 883	527	324
581 PLASTIC TUBE, PIPE, HOSE	34	59	35	247 WOOD ROUGH, ROUGH SQUARED	806 431	40 174	25 076
582 PLASTIC PLATE, SHEETS, ETC	1 789	1 399	852	248 WOOD, SIMPLY WORKED	332 744	36 071	22 562
591 INSECTICIDES, ETC.	1 870	2 490	1 524	277 NATURAL ABRASIVES, NES	1 001 831	2 931	1 839
592 STARCHES, INULIN, ETC.	4 863	682	426	285 ALUMINIUM ORE, CONCTR. ETC	14 101	3 186	1 951
597 PREPRD ADDITIVES, LIQUIDS	221	74	46	288 NON-FERROUS WASTE, SCRAP	14 101	3 186	1 951
598 MISC. CHEMICAL PRDCTS, NES	13 161	2 827	1 740	292 CRUDE VEG. MATERIALS, NES	13 974	1 205	750
625 RUBBER TYRES, TUBES, ETC.	1 321	1 025	633	512 ALCOHOL, PHENOL, ETC. DERIV	47 265	10 841	6 745
629 ARTICLES OF RUBBER, NES	96	257	155	634 VENEERS, PLYWOOD, ETC.	1 439	293	186
641 PAPER AND PAPERBOARD	3 975	1 757	1 118	635 WOOD MANUFACTURES, NES	888 230	267 422	165 480
642 PAPER, PAPERBOARD, CUT ETC	1 295	620	386	667 PEARLS, PRECIOUS STONES	270	119	76
651 TEXTILE YARN	377	499	299	684 ALUMINIUM	82	254	163
652 COTTON FABRICS, WOVEN	903	1 058	643	691 METALLIC STRUCTURES NES	1 632	403	260
653 FABRICS, MAN-MADE FIBRES	950	990	614	713 INTRNL COMBUS PSTN ENGIN	91	181	106
655 KNIT, CROCHET, FABRIC NES	163	159	99	821 FURNITURE, CUSHIONS, ETC.	149	264 452	164 278
656 TULLE, LACE, EMBROIDRY, ETC	18	47	31	899 MISC MANUFACTRD GOODS NES			
657 SPECIAL YARN, TXTL, FABRIC	394	371	228	971 GOLD, NONMONTY EXCL ORES			
659 FLOOR COVERINGS, ETC.	52	62	42				
662 CLAY, REFRCT. CONSTR. MATRL	1 537	246	152	EXPORTS	1 016 084	193 070	119 489
663 MINERAL MANUFACTURES, NES	360	194	116				
664 GLASS	4 320	417	258	011 BOVINE MEAT	2 323	206	124
665 GLASSWARE	417	64	38	012 OTHER MEAT, MEAT OFFAL	995	81	48
673 FLAT-ROLLED IRON ETC.	150 315	14 687	9 073	022 MILK AND CREAM	3 795	1 097	660
674 FLAT-ROLLED PLATED IRON	2 252	329	202	025 EGGS, BIRDS, YOLKS, ALBUMIN	108	75	47
675 FLAT-ROLLED, ALLOY STEEL	250	100	59	037 FISH ETC. PREPD, PRSD, NES	500	245	145
676 IRON, STL, BAR, SHAPES ETC.	942	72	45	046 MEAL, FLOUR OF WHEAT, MSLN	91 111	3 397	2 138
682 COPPER	36	69	45	048 CEREAL PREPARATIONS	24 565	1 749	1 065
684 ALUMINIUM	959	1 332	803	054 VEGETABLES	55	90	54
691 METALLIC STRUCTURES NES	1 352	330	196	061 SUGARS, MOLASSES, HONEY	182 219	10 940	6 937
693 WIRE PRODUCTS EXCL. ELECT	173	138	86	081 ANIMAL FEED STUFF	5 580	476	300
695 TOOLS	134	400	243	098 EDIBLE PROD. PREPRPTS, NES	221	134	83
696 CUTLERY	200	390	250	111 NON-ALCOHOL. BEVERAGE, NES	387	53	32
697 HOUSEHOLD EQUIPMENT, NES	203	188	110	112 ALCOHOLIC BEVERAGES	564	114	67
699 MANUFACTS. BASE METAL, NES	604	461	280	263 COTTON	1 265	411	270
713 INTRNL COMBUS PSTN ENGIN	408	1 640	995	266 SYNTHETIC FIBRES	499	202	118
716 ROTATING ELECTRIC PLANT	227	745	470	269 WORN CLOTHING, TEXTL, ARTL	16 043	3 983	2 481
721 AGRIC. MACHINES, EX. TRACTR	86	111	69	278 OTHER CRUDE MINERALS	2 213	71	42
722 TRACTORS	306	338	206	292 CRUDE VEG. MATERIALS, NES	177	472	284
723 CIVIL ENGINEERING EQUIPT	1 214	1 007	606	334 PETROLEUM PRODUCTS	3 864	573	352
724 TEXTILE, LEATHER MACHINES	499	2 142	1 338	335 RESIDUAL PETROL. PRODUCTS	193 671	5 993	3 796
725 PAPER, PULP MILL MACHINES	123	673	397	421 FIXED VEG. FAT, OILS, SOFT	6 018	848	507
726 PRINTNG, BOOKBINDNG MACHS	654	2 906	1 736	511 HYDROCARBONS, NES, DERIVTS	3 157	723	457
727 FOOD-PROCESS. MCH. NON DOM	98	338	203	512 ALCOHOL, PHENOL, ETC. DERIV	159	76	43
728 OTH. MACH, PTS, SPLD INDUST	711	2 980	1 824	514 NITROGEN-FUNCT. COMPOUNDS	2 185	9 307	5 884
731 METAL REMOVAL WORK TOOLS	24	51	31	515 ORGANO-INORGANIC COMPNDS	187	112	72
733 MACH-TOOLS, METAL-WORKING	243	1 101	646	516 OTHER ORGANIC CHEMICALS	61	57	36
735 PARTS, NES, FOR MACH-TOOLS	9	177	110	522 INORGANIC CHEM. ELEMENTS	11 754	1 451	892
737 METALWORKING MACHNRY NES	20	114	71	523 METAL, SALTS, INORGAN. ACID	11 938	1 704	1 063
741 HEATING, COOLING EQUIP, PART			419	524 OTHER CHEMICAL COMPOUNDS	2 298	166	100
742 PUMPS FOR LIQUIDS, PARTS	302	673	339	531 SYNTH. COLOURS, LAKES, ETC.	1 026	2 896	1 781
743 PUMPS NES, CENTRIFUGS ETC	117	557	339	533 PIGMENTS, PAINTS, ETC.	1 951	970	603
744 MECHANICAL HANDLING EQUIP	1 071	2 259	1 373	541 MEDICINES, ETC. EXC. GRP542	305	976	616
745 OTH. NONELEC MCH, TOOL, NES	455	3 222	1 974	542 MEDICAMENTS	294	1 649	1 013
746 BALL OR ROLLER BEARINGS	85	332	205	551 ESSNTL. OIL, PERFUME, FLAVR	24	50	31
747 TAPS, COCKS, VALVES, ETC.	41	343	206	553 PERFUMERY, COSMETICS, ETC.	21	105	62
748 TRANSMISSIONS SHAFTS ETC	102	309	196	554 SOAP, CLEANERS, POLISH, ETC	2 141	1 231	778
749 NON-ELECT MACH, PARTS, ETC	73	301	182	562 FERTILIZER, EXCEPT GRP272	5 400	1 224	74
751 OFFICE MACHINES	65	197	124	571 POLYMERS OF ETHYLENE	6 029	1 220	743
752 AUTOMATC. DATA PROC. EQUIP	6	168	101	572 POLYMERS OF STYRENE	1 242	413	260
759 PARTS, FOR OFFICE MACHINS	6	86	56	573 POLYMERS, VINYL CHLORIDE	1 807	550	330
763 SOUND RECORDER, PHONOGRPH	9	59	36	575 OTH. PLASTIC, PRIMARY FORM	1 457	536	334
764 TELECOMM. EQUIP, PARTS NES	7	169	105	581 PLASTIC TUBE, PIPE, HOSE	434	226	141
771 ELECT POWER MACHNY, PARTS	37	67	39	582 PLASTIC PLATE, SHEETS, ETC	685	208	131
772 ELEC. SWITCH, RELAY, CIRCUIT	72	521	324	591 INSECTICIDES, ETC.	926	1 958	1 225
773 ELECTR. DISTRIB. EQPT NES	6 654	7 548	4 767	592 STARCHES, INULIN, ETC.	1 275	249	154
774 ELECTRO-MEDCL, XRAY EQUIP	13	132	80	593 EXPLOSIVES, PYROTECHNICS	4 029	244	149
778 ELECTRIC. MACH. APPART, NES	1 405	1 646	1 010	597 PREPRD ADDITIVES, LIQUIDS	36	45	30
781 PASS. MOTOR VEHCL, EX. BUS	1 851	5 476	3 369	598 MISC. CHEMICAL PRDCTS, NES	4 314	2 110	1 314
782 GOODS, SPCL TRANSPORT VEH	2 460	3 272	2 066	600 CPL IND PLANT CHAP 69-76	292	1 271	766
783 ROAD MOTOR VEHICLES NES	498	445	271	621 MATERIALS OF RUBBER	761	330	210
784 PARTS, TRACTORS, MOTOR VEH	2 007	5 578	3 440	625 RUBBER TYRES, TUBES, ETC.	7 270	2 380	1 452
785 CYCLES, MOTORCYCLES ETC.	648	471	288	629 ARTICLES OF RUBBER, NES	211	257	179
786 TRAILERS, SEMI-TRAILR, ETC	655	444	273	641 PAPER AND PAPERBOARD	3 313	573	358
791 RAILWAY VEHICLES, EQUIPNT	28	47	32	642 PAPER, PAPERBOARD, CUT ETC	453	153	95
813 LIGHTING FIXTURES ETC, NES	256	98	60	652 COTTON FABRICS, CUT ETC	9	72	44
821 FURNITURE, CUSHIONS, ETC.	69	67	41	653 FABRICS, MAN-MADE FIBRES	105	75	44
848 CLOTHING, NONTXTL, HEADGEAR	8	50	31	657 SPECIAL YARN, TXTL, FABRIC	2 052	995	632
871 OPTICAL INSTRUMENTS, NES		53	38	658 TEXTILE ARTICLES NES	171	118	72
872 MEDICAL INSTRUMENTS NES	33	127	78	661 LIME, CEMENT, CONSTR. MATRL	180 407	1 877	1 145
874 MEASURE, CONTROL INSTRMNT	21	994	622	662 CLAY, REFRCT. CONSTR. MATRL	4 172	351	229
882 PHOTO. CINEMATOGPH. SUPPL	1 067	1 570	958	663 MINERAL MANUFACTURES, NES	4 478	502	308
885 WATCHES AND CLOCKS	2	65	40	664 GLASS	2 157	251	158
892 PRINTED MATTER	362	754	472	665 GLASSWARE	6 749	924	558
893 ARTICLES, NES, OF PLASTICS	871	454	280	672 INGOTS ETC. IRON OR STEEL	62 794	3 214	1 909
894 BABY CARRIAGE, TOYS, GAMES	92	228	136	673 FLAT-ROLLED IRON ETC.	22 189	1 971	1 220
895 OFFICE, STATIONERY SUPPLS	284	901	558	674 FLAT-ROLLED PLATED IRON	557	109	70
897 GOLD, SILVERWARE, JEWEL NES	11	797	500	675 FLAT-ROLLED, ALLOY STEEL	124	60	38
898 MUSICAL INSTRUMENTS, ETC.	11	163	104	676 IRON, STL, BAR, SHAPES ETC.	10 864	1 076	655
899 MISC MANUFACTRD GOODS NES	82	267	173	678 WIRE OF IRON OR STEEL	1 376	234	141
				679 TUBES, PIPES, ETC. IRON, STL	12 672	2 035	1 222
				682 COPPER	4 120	3 001	1 861
				684 ALUMINIUM	109	142	85
				686 ZINC	131	49	32
				691 METALLIC STRUCTURES NES	987	691	422
				692 CONTAINERS, STORAGE, TRNSP	2 585	563	349
				693 WIRE PRODUCTS EXCL. ELECT	2 100	378	240
				694 NAILS, SCREWS, NUTS, ETC.	939	519	316
				695 TOOLS	781	2 106	1 301
GHANA							
IMPORTS	3 306 432	682 343	424 034				
001 LIVE ANIMALS	12	57	35				
054 VEGETABLES	475	103	64				
057 FRUIT, NUTS EXCL. OIL NUTS	8 730	992	621				
059 FRUIT, VEGETABLE JUICES	249	122	72				

GROUP DESCRIPTION	DT = 100 KG	1 000 DM	1 000 \$	GROUP DESCRIPTION	DT = 100 KG	1 000 DM	1 000 \$
697 HOUSEHOLD EQUIPMENT, NES	404	198	125	278 OTHER CRUDE MINERALS	1 044	49	30
699 MANUFACTS. BASE METAL, NES	14 223	2 700	1 678	292 CRUDE VEG. MATERIALS, NES	50	141	84
700 CPL IND PLANT (84/85/87)	1 653	4 256	2 589	334 PETROLEUM PRODUCTS	251	50	31
711 STEAM GENER. BOILERS, ETC.	566	213	138	335 RESIDUAL PETROL. PRODUCTS	419	67	42
713 INTRNL COMBUS PSTN ENGIN	1 112	1 900	1 171	421 FIXED VEG. FAT, OILS, SOFT	474	56	37
716 ROTATING ELECTRIC PLANT	440	1 044	631	511 HYDROCARBONS, NES, DERIVTS	229	59	35
721 AGRIC. MACHINES, EX. TRACTR	214	256	162	512 ALCOHOL, PHENOL, ETC. DERIV	300	474	310
723 CIVIL ENGINEERING EQUIPT	5 038	5 928	3 615	513 CARBOXYLIC ACIDS, DERIVTS	235	165	101
724 TEXTILE, LEATHER MACHINES	329	1 867	1 198	514 NITROGEN-FUNCT. COMPOUNDS	632	2 183	1 318
725 PAPER, PULP MILL MACHINES	73	362	216	516 OTHER ORGANIC CHEMICALS	49	62	39
726 PRINTNG, BOOKBINDNG MACHS	371	1 682	1 098	522 INORGANIC CHEM. ELEMENTS	2 892	354	212
727 FOOD-PROCESS. MCH. NON DOM	414	1 887	1 139	523 METAL. SALTS, INORGAN. ACID	8 142	415	263
728 OTH. MACH. PTS, SPLCL INDUST	2 027	4 052	2 518	531 SYNTH. COLOURS, LAKES, ETC.	778	4 970	3 017
731 METAL REMOVAL WORK TOOLS	262	630	412	533 PIGMENTS, PAINTS, ETC.	521	162	97
733 MACH-TOOLS, METAL-WORKING	147	611	363	541 MEDICINES, ETC. EXC. GRP542	95	403	247
735 PARTS, NES, FOR MACH-TOOLS	129	528	333	542 MEDICAMENTS	183	655	389
737 METALWORKING MACHNRY NES	18	88	57	553 PERFUMERY, COSMETICS, ETC.	104	241	151
741 HEATING, COOLING EQUIP, PART	•	•	•	554 SOAP, CLEANERS, POLISH, ETC	1 215	404	245
742 PUMPS FOR LIQUIDS, PARTS	209	1 187	721	574 POLYACETAL, POLYCARBONATE	87	71	46
743 PUMPS NES, CENTRIFUGS ETC	664	1 455	891	575 OTH. PLASTIC, PRIMARY FORM	1 198	484	305
744 MECHANICAL HANDLING EQUIP	1 460	2 645	1 647	581 PLASTIC TUBE, PIPE, HOSE	135	63	37
745 OTH. NONELEC MCH, TOOL, NES	824	2 919	1 803	591 INSECTICIDES, ETC.	102	225	137
746 BALL OR ROLLER BEARINGS	31	176	111	592 STARCHES, INULIN, ETC.	120	93	55
747 TAPS, COCKS, VALVES, ETC.	63	243	149	597 PREPRD ADDITIVES, LIQUIDS	457	228	144
748 TRANSMISSIONS SHAFTS ETC	83	406	252	598 MISC. CHEMICAL PRODS, NES	1 576	663	426
749 NON-ELECT MACH. PARTS, ETC	266	1 239	765	625 RUBBER TYRES, TUBES, ETC.	1 262	257	161
751 OFFICE MACHINES	19	137	83	629 ARTICLES OF RUBBER, NES	46	85	51
752 AUTOMATC. DATA PROC. EQUIP	19	451	292	641 PAPER AND PAPERBOARD	1 309	227	140
759 PARTS, FOR OFFICE MACHINS	5	120	72	642 PAPER, PAPERBOARD, CUT ETC	310	160	101
764 TELECOMM. EQUIP. PARTS NES	53	837	543	652 COTTON FABRICS, WOVEN	320	445	275
771 ELECT POWER MACHNY. PARTS	27	76	47	653 FABRICS, MAN-MADE FBRES	101	95	61
772 ELEC. SWITCH. RELAY. CIRCUIT	509	1 593	973	662 CLAY, REFRCT. CONSTR. MATRL	1 690	124	79
773 ELECTR DISTRIB. EQPT NES	3 068	1 894	1 184	664 GLASS	900	142	85
774 ELECTRO-MEDCL. XRAY EQUIP	127	5 676	3 382	665 GLASSWARE	5 441	520	308
775 DOM. ELEC. NON-ELEC. EQUIPT	148	116	77	673 FLAT-ROLLED IRON ETC.	38 748	3 932	2 382
778 ELECTRIC. MACH. APPART. NES	2 376	1 688	1 020	676 IRON, STL. BAR, SHAPES ETC.	630	63	39
781 PASS. MOTOR VEHCLS. EX. BUS	4 421	4 922	3 049	679 TUBES, PIPES, ETC. IRON, STL	541	141	87
782 GOODS, SPLCL TRANSPORT VEH	12 567	11 619	7 354	684 ALUMINIUM	96	229	139
783 ROAD MOTOR VEHICLES NES	2 742	2 702	1 745	686 ZINC	492	149	91
784 PARTS, TRACTORS, MOTOR VEH	7 552	12 570	7 692	689 MISC. NON-FERR. BASE METAL	40	143	92
785 CYCLES, MOTORCYCLES ETC.	468	1 094	647	691 METALLIC STRUCTURES NES	525	469	286
786 TRAILERS, SEMI-TRAILER, ETC	512	341	213	692 CONTAINERS, STORAGE, TRNSP	177	207	127
791 RAILWAY VEHICLES, EQUIPNT	16	52	33	694 NAILS, SCREWS, NUTS, ETC.	460	153	98
793 SHIP, BOAT, FLOAT, STRUCTRS	958	1 817	1 083	695 TOOLS	87	205	123
811 PREFABRICATED BUILDINGS							

7 IMPORTS AND EXPORTS (SPECIAL TRADE) BY COUNTRIES OF PRODUCTION AND CONSUMPTION AND BY GROUPS OF THE SITC-REV. III 1990

GROUP DESCRIPTION	DT = 100 KG	1 000 DM	1 000 \$	GROUP DESCRIPTION	DT = 100 KG	1 000 DM	1 000 \$
EXPORTS	70 062	29 346	18 385	764 TELECOMM.EQUIP.PARTS NES	14	372	224
022 MILK AND CREAM	2 195	602	370	772 ELEC.SWITCH.RELAY.CIRCUIT	6	121	74
023 BUTTER,OTHER FAT OF MILK	300	274	163	791 PASS.MOTOR VEHCLS.EX.BUS	354	464	291
046 MEAL,FLOUR OF WHEAT,MSLN	3 973	112	73	792 AIRCRAFT,ASSTOCT.EQUIPNT	20	891	532
054 VEGETABLES	152	134	85	874 MEASURE,CONTROL INSTRMNT	11	246	153
061 SUGARS,MOLASSES,HONEY	11 022	636	401	881 PHOTOGRAPH APPAR.ETC.NES	31	82	49
112 ALCOHOLIC BEVERAGES	4 021	689	420	EXPORTS	3 420 016	1 154 307	719 678
122 TOBACCO, MANUFACTURED	349	438	270	001 LIVE ANIMALS	429	296	194
269 WORN CLOTHING,TEXTL.ARTL	6 917	1 529	935	012 OTHER MEAT, MEAT OFFAL	342	210	135
292 CRUDE VEG.MATERIALS, NES	30	61	37	017 MEAT,OFFL.PRPD,PRSD,NES	41	59	39
514 NITROGEN-FUNCT.COMPOUNDS	125	123	76	022 MILK AND CREAM	38 142	9 864	6 056
516 OTHER ORGANIC CHEMICALS	42	74	46	024 CHEESE AND CURD	166	138	79
522 INORGANIC CHEM.ELEMENTS	1 612	110	51	046 MEAL,FLOUR OF WHEAT,MSLN	13 868	514	311
523 METAL, SALTS, INORGAN.ACID	1 720	86	71	048 CEREAL PREPARATIONS	367	197	125
531 SYNTH.COLOURS,LAKES,ETC.	398	1 688	1 040	054 VEGETABLES	595	846	517
533 PIGMENTS, PAINTS, ETC.	533	320	200	061 SUGARS,MOLASSES,HONEY	139 315	7 674	4 979
541 MEDICINES,ETC.EXC.GRP542	19	172	108	062 SUGAR CONFECTIONERY	112	70	43
542 MEDICAMENTS	87	364	222	081 ANIMAL FEED STUFF	3 405	509	314
553 PERFUMERY,COSMETICS,ETC.	52	196	124	098 EDIBLE PROD.PREPRTNS,NES	1 664	781	476
554 SOAP,CLEANERS,POLISH,ETC	815	517	320	111 NON-ALCOHOL.BEVERAGE,NES	1 098	176	105
575 OTH.PLASTIC.PRIMARY FORM	1 573	417	253	112 ALCOHOLIC BEVERAGES	18 674	4 206	2 608
598 MISC.CHEMICAL PRODS,NES	951	655	408	232 SYNTHETIC RUBBER, ETC.	1 906	729	456
625 RUBBER TYRES,TUBES,ETC.	13 681	1 290	796	248 WOOD, SIMPLY WORKED	1 364	99	60
641 PAPER AND PAPERBOARD	511	98	61	251 PULP AND WASTE PAPER	1 250	210	126
642 PAPER,PAPERBOARD,CUT ETC	265	109	67	266 SYNTHETIC FIBRES	1 357	487	298
652 COTTON FABRICS, WOVEN	1 155	4 125	2 593	267 OTHER MAN-MADE FIBRES	465	223	135
653 FABRICS,MAN-MADE FIBRES	509	301	197	269 WORN CLOTHING,TEXTL.ARTL	21 043	5 535	3 423
662 CLAY,REFRCT.CONSTR.MATRL	831	213	126	273 STONE, SAND AND GRAVEL	3 163	226	141
679 TUBES,PIPES,ETC.IRON,STL	608	145	86	274 SULPHUR,UNRSTD.IRON PYRS	1 930	96	62
691 METALLIC STRUCTURES NES	173	108	69	278 OTHER CRUDE MINERALS	245 523	4 543	2 750
695 TOOLS	119	377	245	287 ORE,CONCENTR.BASE METALS	868	86	54
696 CUTLERY	83	171	100	292 CRUDE VEG.MATERIALS, NES	1 095	2 781	1 700
699 MANUFACTS.BASE METAL,NES	413	415	250	321 COAL,NOT AGGLOMERATED	3 492	173	106
723 CIVIL ENGINEERING EQUIPT	620	1 082	691	325 COKE,SEMI-COKE,RET.CARBON	1 740	81	50
724 TEXTILE,LEATHER MACHINES	62	312	206	334 PETROLEUM PRODUCTS	40 083	6 041	3 782
728 OTH.MACH,PTS,SPCL INDUST	208	1 245	793	335 RESIDUAL PETROL.PRODUCTS	52 915	7 314	4 490
741 HEATING,COOLING EQUIP,PART	.	.	.	411 ANIMAL OILS AND FATS	1 823	172	106
742 PUMPS FOR LIQUIDS,PARTS	24	219	139	422 FIXED VEG.FAT,OILS,OTHER	5 039	998	611
743 PUMPS NES,CENTRIFUGS ETC	28	149	96	431 ANIMAL,VEG.FATS,OILS,NES	1 360	289	174
744 MECHANICAL HANDLING EQUIP	77	131	84	511 HYDROCARBONS,NES,DERIVTS	6 105	1 141	693
745 OTH.NONELEC MCH,TOOL,NES	416	769	502	512 ALCOHOL,PHENOL,ETC.DERIV	18 699	7 597	4 720
749 NON-ELECT MACH.PARTS,ETC	15	53	33	513 CARBOXYLIC ACIDS,DERIVTS	37 210	5 698	3 540
751 OFFICE MACHINES	24	81	50	514 NITROGEN-FUNCT.COMPOUNDS	20 749	10 240	6 372
752 AUTOMATC.DATA PROC.EQUIP	6	170	107	515 ORGANO-INORGANIC COMPNOS	3 574	5 563	3 497
759 PARTS,FOR OFFICE MACHINS	6	63	39	516 OTHER ORGANIC CHEMICALS	16 083	3 469	2 162
764 TELECOMM.EQUIP.PARTS NES	51	943	576	522 INORGANIC CHEM.ELEMENTS	55 581	6 907	4 198
776 TRANSISTORS, VALVES, ETC.	2	114	70	523 METAL, SALTS, INORGAN.ACID	143 028	7 363	4 516
778 ELECTRIC.MACH,APPART,NES	45	101	61	524 OTHER CHEMICAL COMPOUNDS	5 025	550	344
781 PASS.MOTOR VEHCLS.EX.BUS	2 626	2 269	1 469	531 SYNTH.COLOURS,LAKES,ETC.	6 451	33 232	20 503
782 GOODS,SPCL TRANSPORT VEH	611	362	232	532 DYEING,TANNING MATERIALS	4 435	691	437
784 PARTS,TRACTORS,MOTOR VEH	332	1 146	727	533 PIGMENTS, PAINTS, ETC.	17 851	9 929	6 229
785 CYCLES,MOTORCYCLES ETC.	328	522	318	541 MEDICINES,ETC.EXC.GRP542	321	1 623	994
813 LIGHTING FIXTURES ETC,NES	53	66	40	542 MEDICAMENTS	4 226	12 551	7 851
871 OPTICAL INSTRUMENTS,NES	2	189	120	551 ESSENTL.OIL,PERFUME,FLAVR	4 829	7 604	4 636
872 MEDICAL INSTRUMENTS NES	6	54	33	553 PERFUMERY,COSMETICS,ETC.	893	929	579
874 MEASURE,CONTROL INSTRMNT	11	262	159	554 SOAP,CLEANERS,POLISH,ETC	6 648	3 057	1 899
881 PHOTOGRAPH APPAR.ETC.NES	11	205	123	562 FERTILIZER,EXCEPT GRP272	19 789	748	461
882 PHOTO.CINEMATOGRPH.SUPPL	69	118	72	571 POLYMERS OF ETHYLENE	57 935	12 023	7 322
892 PRINTED MATTER	167	120	42	572 POLYMERS OF STYRENE	1 752	462	275
895 OFFICE,STATIONERY SUPPLS	26	73	44	573 POLYMERS,VINYL CHLORIDE	13 293	3 803	2 304
897 GOLD,SILVERWARE,JEWEL NES	2	74	44	574 POLYACETAL,POLYCARBONATE	20 622	4 779	3 024
898 MUSICAL INSTRUMENTS,ETC.	7	61	42	575 OTH.PLASTIC.PRIMARY FORM	29 282	12 165	7 535
NIGERIA				581 PLASTIC TUBE,PIPE,HOSE	8 598	4 216	2 710
IMPORTS	62 070 507	2 000 917	1 261 986	582 PLASTIC PLATE,SHEETS,ETC	6 952	4 193	2 605
034 FISH,FRESH,CHILLED,FROZN	500	647	397	583 MONOFILAMENT OF PLASTICS	202	347	217
036 CRUSTACEANS,MOLLUSCS ETC	2 425	3 522	2 229	591 INSECTICIDES, ETC.	3 697	3 998	2 469
057 FRUIT,NUTS EXCL.OIL NUTS	319	79	51	592 STARCHES,INULIN,ETC.	4 848	2 086	1 292
058 FRUIT,PRESERVED,PREPARED	1 378	313	191	593 EXPLOSIVES,PYROTECHNICS	11 458	10 434	6 485
072 COCOA	267 801	66 530	41 434	597 PREPRD ADDITIVES,LIQUIDS	4 075	1 674	1 050
075 SPICES	162	49	32	598 MISC.CHEMICAL PRODS,NES	27 743	11 931	7 417
081 ANIMAL FEED STUFF	133 136	2 632	1 598	600 CPL IND PLANT CHAP 69-76	4 298	1 483	992
222 OILSEED(SFT.FIX VEG.OIL)	1 437	213	140	612 MANUFACT. LEATHER ETC.NES	4	84	39
231 NATURAL RUBBER, ETC.	55 802	7 776	4 799	621 MATERIALS OF RUBBER	2 223	2 160	1 361
247 WOOD ROUGH,ROUGH SQUARED	4 612	401	237	625 RUBBER TYRES,TUBES,ETC.	19 937	6 283	3 914
248 WOOD, SIMPLY WORKED	67 310	1 733	1 075	629 ARTICLES OF RUBBER, NES	7 725	1 462	914
263 COTTON	3 149	909	552	634 VENEERS, PLYWOOD, ETC.	7 167	1 536	975
287 ORE,CONCENTR.BASE METALS	207	105	62	635 WOOD MANUFACTURES, NES	4 935	2 571	1 644
288 NON-FERROUS WASTE,SCRAP	28 190	7 935	4 807	641 PAPER AND PAPERBOARD	88 358	17 443	10 720
292 CRUDE VEG.MATERIALS, NES	11 316	3 120	1 957	642 PAPER,PAPERBOARD,CUT ETC	6 974	3 168	1 969
333 PETROLEUM OILS, CRUDE	61 270 247	1 883 149	1 188 689	651 TEXTILE YARN	256	416	261
431 ANIMAL,VEG.FATS,OILS,NES	1 829	87	52	652 COTTON FABRICS, WOVEN	2 072	10 559	6 604
512 ALCOHOL,PHENOL,ETC.DERIV	24 329	2 485	1 488	653 FABRICS,MAN-MADE FIBRES	2 621	1 401	901
562 FERTILIZER,EXCEPT GRP272	183 383	4 324	2 699	654 OTH.TEXTILE FABRIC,WOVEN	144	233	145
593 EXPLOSIVES,PYROTECHNICS	.	74	47	655 KNIT,CROCHET,FABRIC NES	1 344	685	430
651 TEXTILE YARN	1 814	864	556	656 TULLE,LACE,EMBROIDRY,ETC	44	125	79
667 PEARLS,PRECIOUS STONES	.	.	.	657 SPECIAL YARN,TXTL.FABRIC	2 083	1 433	893
681 SILVER,PLATINUM,ETC.	8	176	112	658 TEXTILE ARTICLES NES	1 436	1 598	1 040
686 ZINC	1 119	191	117	659 FLOOR COVERINGS, ETC.	144	435	279
689 MISC.NON-FERR.BASE METAL	1 098	246	148	661 LIME,CEMENT,CONSTR.MATRL	708 413	10 301	6 452
692 CONTAINERS,STORAGE,TRNSP	992	58	38	662 CLAY,REFRCT.CONSTR.MATRL	50 730	7 775	4 849
713 INTRNL COMBUS PSTN ENGIN	12	86	55	663 MINERAL MANUFACTURES,NES	15 758	4 157	2 564
724 TEXTILE,LEATHER MACHINES	30	46	38	664 GLASS	10 207	1 276	821
726 PRINTING,BOOKBINDING MACHS	100	71	43	665 GLASSWARE	256	325	201
728 OTH.MACH,PTS,SPCL INDUST	745	183	118	666 POTTERY	58	65	44
749 NON-ELECT MACH.PARTS,ETC	43	73	44	667 PEARLS,PRECIOUS STONES	.	.	.
				671 PIG IRON,SPIEGELEISN,ETC	11 886	715	432
				672 INGOTS ETC.IRON OR STEEL	14 789	796	491

7 IMPORTS AND EXPORTS (SPECIAL TRADE) BY COUNTRIES OF PRODUCTION AND CONSUMPTION AND BY GROUPS OF THE SITC-REV. III 1990

GROUP DESCRIPTION	DT = 100 KG	1 000 DM	1 000 \$	GROUP DESCRIPTION	DT = 100 KG	1 000 DM	1 000 \$
673 FLAT-ROLLED IRON ETC.	495 332	57 025	35 255	CAMEROON			
674 FLAT-ROLLED PLATED IRON	27 259	5 606	3 489				
675 FLAT-ROLLED, ALLOY STEEL	332	184	113	IMPORTS	2 283 304	235 579	147 770
676 IRON, STL. BAR, SHAPES ETC.	44 356	4 299	2 691				
677 RAILWAY TRACK IRON, STEEL	766	55	36	001 LIVE ANIMALS	18	668	411
678 WIRE OF IRON OR STEEL	7 821	1 568	966	034 FISH, FRESH, CHILLED, FROZEN	55	60	36
679 TUBES, PIPES, ETC. IRON, STL	292 819	39 747	24 713	071 COFFEE, COFFEE SUBSTITUTE	177 154	43 806	27 542
681 SILVER, PLATINUM, ETC.	6	69	43	072 COCOA	187 731	50 764	30 879
682 COPPER	10 334	8 195	5 010	074 TEA AND MATE	626	143	91
684 ALUMINIUM	6 748	4 000	2 504	075 SPICES	264	73	44
685 LEAD	115	103	61	121 TOBACCO, UNMANUFACTURED	73	147	90
686 ZINC	1 569	518	321	231 NATURAL RUBBER, ETC.	45 590	6 777	4 208
691 METALLIC STRUCTURES NES	18 268	9 580	6 071	247 WOOD ROUGH, ROUGH SQUARED	440 556	29 981	18 337
692 CONTAINERS, STORAGE, TRNSP	4 090	2 234	1 386	248 WOOD, SIMPLY WORKED	46 699	4 511	2 811
693 WIRE PRODUCTS EXCL. ELECT	36 139	5 000	3 121	263 COTTON	38 058	11 578	6 982
694 NAILS, SCREWS, NUTS, ETC.	4 844	1 840	1 161	288 NON-FERROUS WASTE, SCRAP	471	142	91
695 TOOLS	6 462	12 460	7 846	292 CRUDE VEG. MATERIALS, NES	1 149	363	237
696 CUTLERY	280	566	357	333 PETROLEUM OILS, CRUDE	1 198 960	54 803	36 156
697 HOUSEHOLD EQUIPMENT, NES	399	467	294	422 FIXED VEG. FAT, OILS, OTHER	51 533	2 407	1 497
699 MANUFACT. BASE METAL, NES	22 045	8 155	5 096	512 ALCOHOL, PHENOL, ETC. DERIV	649	94	59
700 CPL IND PLANT (84/85/87)	10 911	11 721	6 578	634 VENEERS, PLYWOOD, ETC.	4 338	801	487
711 STEAM GENER. BOILERS, ETC.	351	1 084	653	635 WOOD MANUFACTURES, NES	208	145	89
712 STEAM TURBINES	9	572	355	684 ALUMINIUM	86 338	26 803	16 760
713 INTRNL COMBUS PSTN ENGIN	9 155	13 216	8 130	742 PUMPS FOR LIQUIDS, PARTS	3	112	66
714 ENGINES, MOTORS NON-ELECT	150	10 458	6 992	778 ELECTRIC. MACH. APPART. NES	4	90	58
716 ROTATING ELECTRIC PLANT	5 044	18 840	11 366	898 MUSICAL INSTRUMENTS, ETC.	39	60	35
718 OTH. POWR. GENRNG. MACHNRY	360	718	451				
721 AGRIC. MACHINES, EX. TRACTR	394	679	428	EXPORTS	311 375	173 217	107 025
722 TRACTORS	551	810	526				
723 CIVIL ENGINEERING EQUIPT	10 973	14 792	9 382	048 CEREAL PREPARATIONS	15 954	1 113	689
724 TEXTILE, LEATHER MACHINES	9 437	43 189	26 695	054 VEGETABLES	975	1 314	825
725 PAPER, PULP MILL MACHINES	668	2 595	1 609	061 SUGARS, MOLASSES, HONEY	12 172	897	579
726 PRINTING, BOOKBINDING MACHS	2 221	10 648	6 551	098 EDIBLE PROD. PREPRTNS, NES	204	77	45
727 FOOD-PROCESS. MCH. NON DOM	1 616	4 701	2 897	112 ALCOHOLIC BEVERAGES	1 722	274	175
728 OTH. MACH. PTS, SPCL INDUSTR	12 128	22 170	13 913	122 TOBACCO, MANUFACTURED	14 789	28 651	17 783
731 METAL REMOVAL WORK TOOLS	492	786	501	267 OTHER MAN-MADE FIBRES	507	393	232
733 MACH-TOOLS, METAL-WORKING	850	1 663	1 046	292 CRUDE VEG. MATERIALS, NES	451	2 185	1 348
735 PARTS, NES, FOR MACH-TOOLS	287	1 500	917	335 RESIDUAL PETROL. PRODUCTS	64 019	2 746	1 731
737 METALWORKING MACHNRY NES	345	1 524	940	431 ANIMAL, VEG. FATS, OILS, NES	483	85	50
741 HEATING, COOLING EQUIP. PART			511	HYDROCARBONS, NES, DERIVTS	1 677	448	280
742 PUMPS FOR LIQUIDS, PARTS	1 400	7 545	4 728	512 ALCOHOL, PHENOL, ETC. DERIV	6 929	1 784	1 093
743 PUMPS, NES, CENTRIFUGS ETC	4 640	8 211	5 086	513 CARBOXYLIC ACIDS, DERIVTS	893	142	87
744 MECHANICAL HANDLING EQUIP	9 870	8 099	5 112	514 NITROGEN-FUNCT. COMPOUNDS	911	1 608	963
745 OTH. NON-ELECT MCH. TOOL, NES	2 214	16 695	10 395	516 OTHER ORGANIC CHEMICALS	121	86	53
746 BALL OR ROLLER BEARINGS	894	2 608	1 628	522 INORGANIC CHEM. ELEMENTS	9 149	919	560
747 TAPS, COCKS, VALVES, ETC.	1 105	3 603	2 257	523 METAL, SALTS, INORGAN. ACID	16 465	1 141	682
748 TRANSMISSIONS SHAFTS ETC	4 248	11 042	6 824	531 SYNTH. COLOURS, LAKES, ETC.	636	3 152	1 887
749 NON-ELECT MACH. PARTS, ETC	1 080	4 134	2 570	532 DYING, TANNING MATERIALS	330	56	38
751 OFFICE MACHINES	733	16 629	10 728	533 PIGMENTS, PAINTS, ETC	2 231	794	497
752 AUTOMATC. DATA PROC. EQUIP	134	5 987	3 796	541 MEDICINES, ETC. EXC. GRPS 542	5	89	62
759 PARTS, FOR OFFICE MACHINES	61	1 234	763	542 MEDICAMENTS	239	369	227
761 TELEVISION RECEIVERS ETC	11	71	44	551 ESSNTL. OIL, PERFUME, FLAVR	20	69	43
762 RADIO-BROADCAST RECEIVER	58	138	83	553 PERFUMERY, COSMETICS, ETC.	51	53	33
763 SOUND RECORDER, PHONOGRPH	4	98	62	554 SOAP, CLEANERS, POLISH, ETC	2 066	1 142	709
764 TELECOMM. EQUIP. PARTS NES	4 675	78 845	48 863	571 POLYMERS OF ETHYLENE	2 532	589	358
771 ELECT. POWER MACHNRY, PARTS	2 165	3 852	2 393	572 POLYMERS OF STYRENE	2 690	196	119
772 ELEC. SWITCH, RELAY, CIRCUIT	2 478	15 457	9 755	573 POLYMERS, VINYL CHLORIDE	2 684	442	274
773 ELECTR. DISTRIBUT. EQPT NES	11 663	8 443	5 358	574 POLYACETAL, POLYCARBONATE	1 244	461	287
774 ELECTRO-MEDCL. XRAY EQUIP	133	4 758	2 890	575 OTH. PLASTIC, PRIMARY FORM	3 895	1 348	816
775 DDM, ELEC. NON-ELEC. EQUIPT	3 090	1 722	1 051	581 PLASTIC TUBE, PIPE, HOSE	1 087	587	353
776 TRANSISTORS, VALVES, ETC.	4	209	128	582 PLASTIC PLATE, SHEETS, ETC	540	616	375
778 ELECTRIC. MACH. APPART. NES	17 778	18 906	11 710	591 INSECTICIDES, ETC.	1 721	1 973	1 242
781 PASS. MOTOR VEHCLS. EX. BUS	22 764	35 848	22 321	592 STARCHES, INULIN, ETC.	1 833	1 006	637
782 GOODS, SPCL TRANSPORT VEH	41 667	58 836	37 446	593 EXPLOSIVES, PYROTECHNICS	737	286	172
783 ROAD MOTOR VEHICLES NES	10 329	15 619	10 120	597 PREPRED. ADDITIVES, LIQUIDS	938	316	192
784 PARTS, TRACTORS, MOTOR VEH	33 535	51 604	32 251	598 MISC. CHEMICAL PRODTS. NES	5 226	2 056	1 260
785 CYCLES, MOTORCYCLES ETC.	2 270	2 062	1 294	621 MATERIALS OF RUBBER	159	157	95
786 TRAILERS, SEMI-TRAILR, ETC	4 093	1 941	1 238	625 RUBBER TYRES, TUBES, ETC.	8 951	1 925	1 186
791 RAILWAY VEHICLES, EQUIPNT	1 284	83	53	629 ARTICLES OF RUBBER, NES	80	257	157
792 AIRCRAFT, ASSOCTD. EQUIPNT	196	18 391	11 592	634 VENEERS, PLYWOOD, ETC.	419	87	54
800 CPL IND PLANT CHAP 90/94	681	7 055	4 475	635 WOOD MANUFACTURES, NES	173	109	72
811 PREFABRICATED BUILDINGS	554	463	307	641 PAPER AND PAPERBOARD	6 834	1 747	1 089
812 PLUMBING, SANITRY, EQPT. ETC	906	1 138	735	642 PAPER, PAPERBOARD, CUT ETC	2 515	1 251	789
813 LIGHTING FIXTURES ETC. NES	3 985	5 995	3 712	651 TEXTILE YARN	269	344	218
821 FURNITURE, CUSHIONS, ETC.	3 040	3 075	1 956	652 COTTON FABRICS, WOVEN	72	373	229
831 TRUNK, SUIT-CASES, BAG, ETC	24	94	56	655 KNIT, CROCHET, FABRIC NES	63	93	57
841 MENS, BOYS CLOTHING, X-KNIT	13	249	149	657 SPECIAL YARN, TXTL. FABRIC	1 020	1 396	836
845 OTH. TEXTILE APPAREL, NES	2	87	49	659 FLOOR COVERINGS, ETC.	13	160	95
848 CLOTHING, NONTXLT. HEADGEAR	249	362	221	661 LIME, CEMENT, CONSTR. MATRL	5 119	64	39
851 FOOTWEAR	223	419	257	662 CLAY, REFRCT. CONSTR. MATRL	3 543	529	322
871 OPTICAL INSTRUMENTS, NES	2	84	51	663 MINERAL MANUFACTURES, NES	589	472	290
872 MEDICAL INSTRUMENTS NES	1 179	2 203	1 345	664 GLASS	825	128	78
873 METERS, COUNTERS, NES	94	720	463	665 GLASSWARE	2 875	363	222
874 MEASURE, CONTROL INSTRMNT	689	12 495	7 783	672 INGOTS ETC. IRON OR STEEL	7 530	547	335
881 PHOTOGRAPH APPAR. ETC. NES	58	1 041	629	673 FLAT-ROLLED IRON ETC.	19 010	1 806	1 121
882 PHOTO. CINEMATODGRPH. SUPPL	10 682	15 299	9 348	674 FLAT-ROLLED PLATED IRON	461	102	60
884 OPTICAL GOODS NES	5	151	92	676 IRON, STL. BAR, SHAPES ETC.	8 706	685	420
885 WATCHES AND CLOCKS	44	190	116	678 WIRE OF IRON OR STEEL	400	59	38
891 ARMS AND AMMUNITION	9	62	38	679 TUBES, PIPES, ETC. IRON, STL	17 390	2 979	1 807
892 PRINTED MATTER	438	855	537	684 ALUMINIUM	1 073	5 705	3 507
893 ARTICLES, NES, OF PLASTICS	2 299	2 308	1 464	691 METALLIC STRUCTURES NES	5 276	2 255	1 424
894 BABY CARRIAGE, TOYS, GAMES	75	110	66	692 CONTAINERS, STORAGE, TRNSP	193	130	81
895 OFFICE, STATIONERY SUPPLS	913	1 780	1 113	693 WIRE PRODUCTS EXCL. ELECT	1 079	255	160
897 GOLD, SILVERWARE, JEWEL NES		105	68	694 NAILS, SCREWS, NUTS, ETC.	887	203	125
898 MUSICAL INSTRUMENTS, ETC.	112	567	357	695 TOOLS	483	1 338	819
899 MISC MANUF. TRD GOODS NES	481	945	600	696 CUTLERY	62	150	92
941 COMPL IND PLANT CHAPT 99	6 557	14 054	8 581	697 HOUSEHOLD EQUIPMENT, NES	411	364	223
				699 MANUFACT. BASE METAL, NES	1 311	871	531
				711 STEAM GENER. BOILERS, ETC.	45	92	54

7 IMPORTS AND EXPORTS (SPECIAL TRADE) BY COUNTRIES OF PRODUCTION AND CONSUMPTION AND BY GROUPS OF THE SITC-REV. III 1990

GROUP DESCRIPTION	DT = 100 KG	1 000 DM	1 000 \$	GROUP DESCRIPTION	DT = 100 KG	1 000 DM	1 000 \$
712 STEAM TURBINES	1	81	49	684 ALUMINIUM	173	308	186
713 INTRNL COMBUS PSTN ENGIN	316	1 205	743	691 METALLIC STRUCTURES NES	1 561	475	285
714 ENGINES, MOTORS NON-ELECT	9	1 032	617	695 TOOLS	93	179	113
716 ROTATING ELECTRIC PLANT	389	1 763	1 052	699 MANUFACTS. BASE METAL, NES	112	77	46
721 AGRIC. MACHINES, EX. TRACTR	36	67	41	713 INTRNL COMBUS PSTN ENGIN	93	374	229
723 CIVIL ENGINEERING EQUIPT	2 051	2 841	1 730	716 ROTATING ELECTRIC PLANT	27	77	50
724 TEXTILE, LEATHER MACHINES	80	654	413	723 CIVIL ENGINEERING EQUIPT	381	1 128	685
725 PAPER, PULP MILL MACHINES	4	53	32	727 FOOD-PROCESS. MCH. NON DOM	13	95	58
726 PRINTNG, BOOKBINDNG MACHS	8	215	133	728 OTH. MACH. PTS, SPCL INDUST	43	227	143
727 FOOD-PROCESS. MCH. NON DOM	452	920	580	735 PARTS, NES, FOR MACH-TOOLS	7	101	60
728 OTH. MACH. PTS, SPCL INDUST	2 754	4 401	2 700	742 PUMPS FOR LIQUIDS, PARTS	148	198	118
731 METAL REMOVAL WORK TOOLS	138	137	79	745 OTH. NONELEC MCH, TOOL, NES	117	798	504
733 MACH-TOOLS, METAL-WORKING	406	698	448	749 NON-ELECT MACH. PARTS, ETC	22	93	55
735 PARTS, NES, FOR MACH-TOOLS	131	603	361	751 OFFICE MACHINES	8	89	51
737 METALWORKING MACHNRY NES	99	253	166	764 TELECOMM. EQUIP. PARTS NES	2	145	91
741 HEATING, COOLNG EQUIP, PART	•	•	•	772 ELEC. SWITCH. RELAY. CIRCUIT	5	151	99
742 PUMPS FOR LIQUIDS, PARTS	133	550	342	773 ELECTR DISTRIB. EQPT NES	21	86	54
743 PUMPS NES, CENTRIFUGS ETC	281	838	524	778 ELECTRIC MACH. APPART. NES	99	153	93
744 MECHANICAL HANDLING EQUIP	1 719	1 942	1 217	781 PASS. MOTOR VEHCLS. EX. BUS	208	722	454
745 OTH. NONELEC MCH, TOOL, NES	469	1 960	1 209	782 GOODS, SPCL TRANSPORT VEH	2 110	3 176	1 997
746 BALL OR ROLLER BEARINGS	8	71	38	784 PARTS, TRACTORS, MOTOR VEH	570	1 602	995
747 TAPS, COCKS, VALVES, ETC.	12	110	68	786 TRAILERS, SEMI-TRAIL, ETC	476	349	211
748 TRANSMISSIONS SHAFTS ETC	40	220	139	812 PLUMBNG, SANITRY, EQPT. ETC	46	150	96
749 NON-ELECT MACH. PARTS, ETC	206	593	361	821 FURNITURE, CUSHIONS, ETC.	55	52	31
751 OFFICE MACHINES	34	182	110	842 WOMEN, GIRL CLOTHNG, XKNIT	4	91	55
752 AUTOMATC. DATA PROC. EQUIP	9	159	95	874 MEASURE, CONTROL INSTRMNT	7	96	59
759 PARTS, FOR OFFICE MACHINS	33	159	96	881 PHOTOGRAPH APPAR. ETC. NES	10	89	54
763 SOUND RECORDER, PHONOGRPH	7	243	160	896 WORKS OF ART, ANTIQUE ETC	8	62	37
764 TELECOMM. EQUIP. PARTS NES	869	20 199	12 722				
771 ELECT POWER MACHNRY. PARTS	135	253	159	EQUAT GUINEA			
772 ELEC. SWITCH. RELAY. CIRCUIT	493	1 768	1 066				
773 ELECTR DISTRIB. EQPT NES	603	1 187	717	IMPORTS	121 714	5 706	3 515
774 ELECTRO-MEDCL. XRAY EQUIP	13	183	115				
775 DOM. ELEC. NON-ELEC. EQUIPT	36	102	63	072 COCOA	4 014	1 194	704
778 ELECTRIC. MACH. APPART. NES	541	893	541	247 WOOD ROUGH, ROUGH SQUARED	115 721	4 291	2 676
781 PASS. MOTOR VEHCLS. EX. BUS	1 750	4 610	2 834	248 WOOD, SIMPLY WORKED	1 974	193	119
782 GOODS, SPCL TRANSPORT VEH	3 148	3 996	2 504				
783 ROAD MOTOR VEHICLES NES	1 935	2 469	1 584	EXPORTS	10 543	3 836	2 327
784 PARTS, TRACTORS, MOTOR VEH	1 406	3 414	2 149				
785 CYCLES, MOTORCYCLES ETC.	43	56	34	046 MEAL, FLOUR OF WHEAT, MSLN	3 201	130	77
786 TRAILERS, SEMI-TRAIL, ETC	2 847	1 560	966	112 ALCOHOLIC BEVERAGES	2 935	456	279
791 RAILWAY VEHICLES, EQUIPNT	2 280	4 450	2 698	625 RUBBER TYRES, TUBES, ETC.	122	65	40
811 PREFABRICATED BUILDINGS	11	124	84	713 INTRNL COMBUS PSTN ENGIN	21	81	49
812 PLUMBNG, SANITRY, EQPT. ETC	97	178	108	728 OTH. MACH. PTS, SPCL INDUST	61	77	47
813 LIGHTNG FIXTURES ETC. NES	30	68	43	744 MECHANICAL HANDLING EQUIP	161	63	38
831 TRUNK, SUIT-CASES, BAG, ETC	7	86	50	745 OTH. NONELEC MCH, TOOL, NES	101	71	45
841 MENS, BOYS CLOTHNG, X-KNIT	8	187	115	781 PASS. MOTOR VEHCLS. EX. BUS	61	166	104
848 CLOTHNG, NONXTL: HEADGEAR	8	102	64	782 GOODS, SPCL TRANSPORT VEH	972	469	287
851 FOOTWEAR	59	57	34	783 ROAD MOTOR VEHICLES NES	206	110	65
872 MEDICAL INSTRUMENTS NES	19	384	230	784 PARTS, TRACTORS, MOTOR VEH	144	161	103
873 METERS, COUNTERS, NES	226	192	121	785 CYCLES, MOTORCYCLES ETC.	37	172	101
874 MEASURE, CONTROL INSTRMNT	214	2 289	1 377	786 TRAILERS, SEMI-TRAIL, ETC	136	124	74
881 PHOTOGRAPH APPAR. ETC. NES	12	68	42	793 SHIP, BOAT, FLOAT. STRUCTRS	850	1 147	679
882 PHOTO. CINEMATOGRPH. SUPPL	1 311	1 814	1 129				
892 PRINTED MATTER	511	603	375	S TOME PRINC			
893 ARTICLES, NES, OF PLASTICS	281	594	359				
895 OFFICE, STATIONERY SUPPLS	117	372	226	IMPORTS	19 130	4 263	2 643
898 MUSICAL INSTRUMENTS, ETC.	51	2 085	1 275				
899 MISC MANUFCTRD GOODS NES	16	59	36	072 COCOA	17 738	4 207	2 610
				223 OILSEED (OTH. FIX. VEG. OIL)	1 392	56	33
CENT AFR REP				EXPORTS	13 368	3 365	2 163
IMPORTS	71 947	6 958	4 276				
071 COFFEE, COFFEE SUBSTITUTE	3 862	751	472	046 MEAL, FLOUR OF WHEAT, MSLN	7 300	269	171
121 TOBACCO, UNMANUFACTURED	17	55	33	061 SUGARS, MOLASSES, HONEY	3 000	209	124
247 WOOD ROUGH, ROUGH SQUARED	26 312	2 117	1 259	112 ALCOHOLIC BEVERAGES	533	88	53
248 WOOD, SIMPLY WORKED	1 494	201	126	541 MEDICINES, ETC. EXC. GRP542	17	70	42
263 COTTON	7 485	2 224	1 359	652 COTTON FABRICS, WOVEN	40	85	50
287 ORE, CONCENTR. BASE METALS	31 796	873	573	691 METALLIC STRUCTURES NES	987	1 482	994
292 CRUDE VEG. MATERIALS, NES	137	87	55	695 TOOLS	64	131	88
431 ANIMAL, VEG. FATS, OILS, NES	245	137	89	699 MANUFACTS. BASE METAL, NES	128	46	30
683 NICKEL	240	280	166	764 TELECOMM. EQUIP. PARTS NES	6	66	40
821 FURNITURE, CUSHIONS, ETC.	13	81	48	778 ELECTRIC MACH. APPART. NES	9	59	36
EXPORTS	25 174	16 431	10 150	782 GOODS, SPCL TRANSPORT VEH	126	49	31
022 MILK AND CREAM	900	255	151	784 PARTS, TRACTORS, MOTOR VEH	20	54	35
046 MEAL, FLOUR OF WHEAT, MSLN	7 921	273	167	786 TRAILERS, SEMI-TRAIL, ETC	344	253	152
048 CEREAL PREPARATIONS	1 080	95	60	874 MEASURE, CONTROL INSTRMNT	2	73	48
054 VEGETABLES	71	151	95				
292 CRUDE VEG. MATERIALS, NES	69	288	183	IMPORTS	2 993 558	84 422	54 145
334 PETROLEUM PRODUCTS	935	179	107				
431 ANIMAL, VEG. FATS, OILS, NES	1 080	88	53	071 COFFEE, COFFEE SUBSTITUTE	751	93	62
522 INORGANIC CHEM. ELEMENTS	1 805	134	83	072 COCOA	1 053	171	108
531 SYNTH. COLOURS, LAKES, ETC.	142	539	322	247 WOOD ROUGH, ROUGH SQUARED	147 860	10 110	6 240
533 PIGMENTS, PAINTS, ETC.	199	112	67	287 ORE, CONCENTR. BASE METALS	554 900	12 068	7 512
554 SOAP, CLEANERS, POLISH, ETC	197	133	81	333 PETROLEUM OILS, CRUDE	2 286 830	60 622	39 400
575 OTH. PLASTIC, PRIMARY FORM	278	268	164	634 VENEERS, PLYWOOD, ETC.	1 342	275	169
582 PLASTIC PLATE, SHEETS, ETC	229	144	94	EXPORTS	159 046	40 594	25 071
591 INSECTICIDES, ETC.	229	284	179				
592 STARCHES, INULIN, ETC.	223	45	30	011 BOVINE MEAT	12 623	1 749	1 075
598 MISC. CHEMICAL PRODDTS. NES	337	272	160	012 OTHER MEAT, MEAT OFFAL	2 215	466	292
625 RUBBER TYRES, TUBES, ETC.	169	104	66	022 MILK AND CREAM	2 905	475	295
629 ARTICLES OF RUBBER, NES	19	55	33	023 BUTTER, OTHER FAT OF MILK	563	64	42
641 PAPER AND PAPERBOARD	179	82	50	054 VEGETABLES	340	441	271
663 MINERAL MANUFACTURES, NES	29	53	33	098 EDIBLE PROD. PREPRTNs, NES	237	65	38
674 FLAT-ROLLED PLATED IRON	172	50	33	112 ALCOHOLIC BEVERAGES	2 715	427	268
679 TUBES, PIPES, ETC. IRON, STL	77	82	49	278 OTHER CRUDE MINERALS	45 757	1 197	723

7 IMPORTS AND EXPORTS (SPECIAL TRADE) BY COUNTRIES OF PRODUCTION AND CONSUMPTION AND BY GROUPS OF THE SITC-REV. III 1990

GROUP DESCRIPTION	DT = 100 KG	1 000 DM	1 000 \$	GROUP DESCRIPTION	DT = 100 KG	1 000 DM	1 000 \$
292 CRUDE VEG. MATERIALS, NES	101	322	197	541 MEDICINES, ETC. EXC. GRP542	6	76	47
335 RESIDUAL PETROL. PRODUCTS	2 011	267	189	542 MEDICAMENTS	11	75	49
522 INORGANIC CHEM. ELEMENTS	540	66	41	554 SOAP, CLEANERS, POLISH, ETC	292	174	112
523 METAL. SALTS, INORGAN. ACID	4 594	179	110	582 PLASTIC PLATE, SHEETS, ETC	233	115	70
533 PIGMENTS, PAINTS, ETC.	804	101	54	598 MISC. CHEMICAL PRODS. NES	226	158	99
553 PERFUMERY, COSMETICS, ETC.	93	83	50	625 RUBBER TYRES, TUBES, ETC.	476	161	95
554 SOAP, CLEANERS, POLISH, ETC	762	285	182	629 ARTICLES OF RUBBER, NES	314	117	72
562 FERTILIZER, EXCEPT GRP272	3 001	79	47	634 VENEERS, PLYWOOD, ETC.	119	71	42
574 POLYACETAL, POLYCARBONATE	628	277	174	641 PAPER AND PAPERBOARD	237	120	72
575 OTH. PLASTIC, PRIMARY FORM	618	179	111	642 PAPER, PAPERBOARD, CUT ETC	570	407	253
582 PLASTIC PLATE, SHEETS, ETC	240	139	86	652 COTTON FABRICS, WOVEN	41	121	74
591 INSECTICIDES, ETC.	488	455	293	655 KNIT. CROCHET. FABRIC NES	215	178	118
592 STARCHES, INULIN, ETC.	711	305	191	657 SPECIAL YARN, TXTL. FABRIC	115	130	77
597 PREPRED ADDITIVES, LIQUIDS	274	166	106	661 LIME, CEMENT, CONSTR. MATRL	89 570	1 442	888
598 MISC. CHEMICAL PRODS. NES	1 415	453	288	662 CLAY, REFRCT. CONSTR. MATRL	1 270	239	145
621 MATERIALS OF RUBBER	87	94	61	663 MINERAL MANUFACTURES, NES	70	84	49
625 RUBBER TYRES, TUBES, ETC.	1 356	548	343	673 FLAT-ROLLED IRON ETC.	1 623	280	173
629 ARTICLES OF RUBBER, NES	21	56	38	674 FLAT-ROLLED PLATED IRON	2 846	548	331
635 WOOD MANUFACTURES, NES	41	83	53	676 IRON, STL. BAR, SHAPES ETC.	471	66	39
641 PAPER AND PAPERBOARD	298	231	144	678 WIRE OF IRON OR STEEL	224	60	35
642 PAPER, PAPERBOARD, CUT ETC	394	296	184	679 TUBES, PIPES, ETC. IRON, STL	33 306	5 903	3 563
652 COTTON FABRICS, WOVEN	91	419	258	684 ALUMINIUM	73	215	131
661 LIME, CEMENT, CONSTR. MATRL	31 010	516	310	693 WIRE PRODUCTS EXCL. ELECT	394	122	76
662 CLAY, REFRCT. CONSTR. MATRL	2 842	537	326	695 TOOLS	175	619	375
663 MINERAL MANUFACTURES, NES	145	178	107	697 HOUSEHOLD EQUIPMENT, NES	142	129	80
664 GLASS	1 010	105	64	699 MANUFACT. BASE METAL, NES	175	94	55
671 PIG IRON, SPIEGELEISN, ETC	2 703	340	211	711 STEAM GENER. BOILERS, ETC.	361	121	78
673 FLAT-ROLLED IRON ETC.	1 845	258	158	713 INTRNL COMBUS PSTN ENGIN	46	211	133
676 IRON, STL. BAR, SHAPES ETC.	1 071	120	74	714 ENGINES, MOTORS NON-ELECT	10	515	307
679 TUBES, PIPES, ETC. IRON, STL	20 386	3 556	2 346	716 ROTATING ELECTRIC PLANT	138	455	291
684 ALUMINIUM	130	261	164	723 CIVIL ENGINEERING EQUIPT	461	676	428
691 METALLIC STRUCTURES NES	401	298	181	724 TEXTILE, LEATHER MACHINES	56	330	194
695 TOOLS	118	579	352	726 PRINTNG, BOOKBINDNG MACHS	240	1 356	808
697 HOUSEHOLD EQUIPMENT, NES	89	56	35	728 OTH. MACH. PTS, SPCL INDUST	287	1 226	774
699 MANUFACT. BASE METAL, NES	221	148	92	733 MACH-TOOLS, METAL-WORKING	10	141	94
713 INTRNL COMBUS PSTN ENGIN	60	306	190	735 PARTS, NES, FOR MACH-TOOLS	2	130	77
714 ENGINES, MOTORS NON-ELECT	3	594	351	737 METALWORKING MACHNRY NES	677	156	100
718 OTH. POWR. GENRTNG. MACHNRY	60	494	299	741 HEATING, COOLNG EQUIP, PART	20	131	84
721 AGRIC. MACHINES, EX. TRACTR	103	128	81	742 PUMPS FOR LIQUIDS, PARTS	48	144	85
723 CIVIL ENGINEERING EQUIPT	1 630	2 500	1 510	743 PUMPS NES, CENTRIFUGS ETC	409	533	323
724 TEXTILE, LEATHER MACHINES	16	80	49	744 MECHANICAL HANDLING EQUIP	122	1 007	611
726 PRINTNG, BOOKBINDNG MACHS	144	741	444	745 OTH. NONELEC MCH. TOOL, NES	6	65	40
728 OTH. MACH. PTS, SPCL INDUST	105	485	304	748 TRANSMISSIONS SHAFTS ETC	255	292	182
731 METAL REMOVAL WORK TOOLS	13	58	35	749 NON-ELECT MACH. PARTS, ETC	34	121	85
741 HEATING, COOLNG EQUIP, PART	*	*	*	751 OFFICE MACHINES	4	55	36
742 PUMPS FOR LIQUIDS, PARTS	29	463	285	752 AUTOMATC. DATA PROC. EQUIP	33	857	513
743 PUMPS NES, CENTRIFUGS ETC	120	476	293	754 TELECOMM. EQUIP. PARTS NES	49	169	102
744 MECHANICAL HANDLING EQUIP	507	334	201	772 ELEC. SWITCH. RELAY. CIRCUIT	8	108	67
745 OTH. NONELEC MCH. TOOL, NES	313	1 757	1 094	774 ELECTRO-MEDCL. XRAY EQUIP	112	247	150
747 TAPS, COCKS, VALVES, ETC.	140	831	496	776 TRANSISTORS, VALVES, ETC.	272	321	195
748 TRANSMISSIONS SHAFTS ETC	33	250	156	778 ELECTRIC MACH. APPART. NES	927	3 767	2 316
749 NON-ELECT MACH. PARTS, ETC	61	232	146	781 PASS. MOTOR VEHCLS. EX. BUS	4 525	5 453	3 393
751 OFFICE MACHINES	62	208	131	782 GOODS, SPCL. TRANSPORT VEH	91	66	40
762 RADIO-BROADCAST RECEIVER	9	90	54	783 ROAD MOTOR VEHICLES NES	725	1 627	1 008
764 TELECOMM. EQUIP. PARTS NES	7	184	112	784 PARTS, TRACTORS, MOTOR VEH	51	268	180
772 ELEC. SWITCH. RELAY. CIRCUIT	26	119	77	785 CYCLES, MOTORCYCLES ETC.	896	742	470
773 ELECTR. DISTRI. EQPT NES	114	100	57	786 TRAILERS, SEMI-TRAILR, ETC	164	153	114
774 ELECTRO-MEDCL. XRAY EQUIP	19	336	204	811 PREFABRICATED BUILDINGS	28	342	213
775 DOM. ELEC. NON-ELEC. EQUIPT	22	52	34	872 MEDICAL INSTRUMENTS NES	12	177	110
778 ELECTRIC MACH. APPART. NES	958	887	527	874 MEASURE, CONTROL INSTRMNT	14	239	142
781 PASS. MOTOR VEHCLS. EX. BUS	1 311	994	602	892 PRINTED MATTER	69	107	66
782 GOODS, SPCL. TRANSPORT VEH	218	2 189	1 335	895 OFFICE, STATIONERY SUPPLS	7	73	43
783 ROAD MOTOR VEHICLES NES	188	271	165	898 MUSICAL INSTRUMENTS, ETC.			
784 PARTS, TRACTORS, MOTOR VEH	936	2 743	1 698				
786 TRAILERS, SEMI-TRAILR, ETC	682	504	312	ZAIRE			
791 RAILWAY VEHICLES. EQUIPNT	35	327	194				
813 LIGHTNG FIXTURES ETC. NES	38	114	68	IMPORTS	882 431	347 528	213 111
874 MEASURE, CONTROL INSTRMNT	21	434	263				
882 PHOTO. CINEMATDGRPH. SUPPL	32	86	53	034 FISH, FRESH, CHILLED, FROZN	51	637	394
892 PRINTED MATTER	40	97	64	071 COFFEE, COFFEE SUBSTITUTE	150 099	34 187	21 182
893 ARTICLES, NES, OF PLASTICS	151	243	149	072 COCOA	6 531	1 208	749
895 OFFICE, STATIONERY SUPPLS	91	244	150	074 TEA AND MATE	1 252	429	257
				081 ANIMAL FEED STUFF	7 357	171	102
CONGO				231 NATURAL RUBBER, ETC.	20 984	3 321	2 052
IMPORTS	356 645	40 765	24 999	246 WOOD IN CHIPS, PARTICLES	1 105	204	128
071 COFFEE, COFFEE SUBSTITUTE	290	56	35	247 WOOD ROUGH, ROUGH SQUARED	96 023	7 710	4 799
072 COCOA	2 155	522	319	248 WOOD, SIMPLY WORKED	21 665	3 119	1 958
247 WOOD ROUGH, ROUGH SQUARED	271 867	21 747	13 175	277 NATURAL ABRASIVES, NES		3 944	2 490
248 WOOD, SIMPLY WORKED	12 409	1 474	900	278 OTHER CRUDE MINERALS	720	60	36
534 VENEERS, PLYWOOD, ETC.	69 578	16 550	10 312	287 ORE, CONCENTR. BASE METALS	8 635	6 112	3 750
762 RADIO-BROADCAST RECEIVER	10	67	45	288 NON-FERROUS WASTE, SCRAP	3 900	1 420	878
EXPORTS	215 224	40 495	24 929	292 CRUDE VEG. MATERIALS, NES	5 845	16 625	10 100
011 BOVINE MEAT	2 023	247	154	422 FIXED VEG. FAT, OILS, OTHER	15 529	1 152	688
012 OTHER MEAT, MEAT OFFAL	334	62	40	516 OTHER ORGANIC CHEMICALS	67	513	316
022 MILK AND CREAM	2 250	652	408	634 VENEERS, PLYWOOD, ETC.	16 747	4 382	2 738
054 VEGETABLES	95	126	75	635 WOOD MANUFACTURES, NES	244	80	51
098 EDIBLE PROD. PREPRTNS, NES	106	50	32	667 PEARLS, PRECIOUS STONES			
112 ALCOHOLIC BEVERAGES	1 291	206	128	682 COPPER	465 008	199 143	121 370
269 WORN CLOTHING, TEXTL. ARTL	1 444	279	180	686 ZINC	44 578	11 933	7 342
278 OTHER CRUDE MINERALS	51 076	1 193	708	689 MISC. NON-FERR. BASE METAL	13 842	48 702	30 147
292 CRUDE VEG. MATERIALS, NES	76	190	114	726 PRINTNG, BOOKBINDNG MACHS	7	113	67
514 NITROGEN-FUNCT. COMPOUNDS	124	121	72	896 WORKS OF ART, ANTIQUE ETC	3	53	34
523 METAL. SALTS, INORGAN. ACID	8 373	444	267	897 GOLD, SILVERWARE, JEWEL NES	4	75	48
531 SYNTH. COLOURS, LAKES, ETC.	83	387	247	EXPORTS	375 568	227 378	141 368
533 PIGMENTS, PAINTS, ETC.	541	94	59	011 BOVINE MEAT	27 335	2 061	1 285
				012 OTHER MEAT, MEAT OFFAL	12 721	1 194	752
				022 MILK AND CREAM	8 761	1 754	1 056

7 IMPORTS AND EXPORTS (SPECIAL TRADE) BY COUNTRIES OF PRODUCTION AND CONSUMPTION AND BY GROUPS OF THE SITC-REV. III 1990

GROUP DESCRIPTION	DT = 100 KG	1 000 DM	1 000 \$	GROUP DESCRIPTION	DT = 100 KG	1 000 DM	1 000 \$
035 FISH, DRIED, SALTED, SMOKED	156	89	58	771 ELECT POWER MACHNY, PARTS	42	99	61
046 MEAL, FLOUR OF WHEAT, MSLN	10 862	462	272	772 ELEC. SWITCH, RELAY, CIRCUIT	1 037	5 299	3 318
054 VEGETABLES	174	318	197	773 ELECTR. DISTRIBUT. EQUIP. NES	2 742	2 750	1 683
061 SUGARS, MOLASSES, HONEY	15 280	1 114	691	774 ELECTRO-MEDICAL XRAY EQUIP	55	1 114	67
081 ANIMAL FEED STUFF	453	56	35	775 DOM. ELEC. NON-ELEC. EQUIPT	145	142	87
098 EDIBLE PROD. PREPRTNS, NES	342	140	94	776 TRANSISTORS, VALVES, ETC.	1	47	31
112 ALCOHOLIC BEVERAGES	7 144	1 124	684	778 ELECTRIC MACH. APPART. NES	1 489	1 781	1 100
267 OTHER MAN-MADE FIBRES	1 397	1 265	772	781 PASS. MOTOR VEHCL. EX. BUS	5 168	15 021	9 345
274 SULPHUR, UNRSTD. IRON PYRS	1 015	90	57	782 GOODS, SPCL. TRANSPORT VEH	16 793	27 309	16 815
278 OTHER CRUDE MINERALS	4 111	573	346	783 ROAD MOTOR VEHICLES NES	721	583	372
292 CRUDE VEG. MATERIALS, NES	20	73	45	784 PARTS, TRACTORS, MOTOR VEH	2 302	7 917	4 909
335 RESIDUAL PETROL. PRODUCTS	3 162	512	319	785 CYCLES, MOTORCYCLES ETC.	85	56	32
411 ANIMAL OILS AND FATS	1 999	167	99	786 TRAILERS, SEMI-TRAILER, ETC	1 145	855	517
431 ANIMAL, VEG. FATS, OILS, NES	1 000	159	98	791 RAILWAY VEHICLES, EQUIPNT	15 058	6 971	4 627
511 HYDROCARBONS, NES, DERIVTS	676	151	94	792 AIRCRAFT, ASSOC'D. EQUIPNT	2	224	145
512 ALCOHOL, PHENOL, ETC. DERIV	1 808	656	400	793 SHIP, BOAT, FLOAT, STRUCTRS	4 393	6 441	4 300
513 CARBOXYLIC ACIDS, DERIVTS	6 252	945	569	811 PREFABRICATED BUILDINGS	623	458	275
514 NITROGEN-FUNCT. COMPOUNDS	1 404	2 423	1 535	813 LIGHTING FIXTURES ETC. NES	27	129	82
515 ORGANIC-INORGANIC COMPOUNDS	86	265	168	821 FURNITURE, CUSHIONS, ETC.	99	182	118
516 OTHER ORGANIC CHEMICALS	131	206	131	841 MENS, BOYS CLOTHING, X-KNIT	3	60	38
522 INORGANIC CHEM. ELEMENTS	15 104	1 163	722	842 WOMEN, GIRL CLOTHING, XKNIT	3	51	30
523 METAL, SALTS, INORGAN. ACID	8 653	562	350	872 MEDICAL INSTRUMENTS NES	284	520	324
524 OTHER CHEMICAL COMPOUNDS	7 970	675	395	873 METERS, COUNTERS, NES	93	289	172
531 SYNTH. COLOURS, LAKES, ETC.	525	3 156	1 979	874 MEASURE, CONTROL INSTRMNT	37	1 230	755
533 PIGMENTS, PAINTS, ETC.	494	477	298	881 PHOTOGRAPH APPAR. ETC. NES	20	112	70
541 MEDICINES, ETC. EXC. GRP542	67	252	153	882 PHOTO. CINEMATOGPH. SUPPL	589	1 340	835
542 MEDICAMENTS	2 120	1 871	1 152	885 MATCHES AND CLOCKS	4	174	108
551 ESSNTL. OIL, PERFUME, FLAVR	235	514	313	892 PRINTED MATTER	850	3 334	2 074
554 SOAP, CLEANERS, POLISH, ETC	2 887	1 112	707	893 ARTICLES, NES, OF PLASTICS	101	189	118
562 FERTILIZER, EXCEPT GRP272	10 455	403	240	895 OFFICE, STATIONERY SUPPLS	136	311	194
571 POLYMERS OF ETHYLENE	3 783	811	492	898 MUSICAL INSTRUMENTS, ETC.	4	54	35
572 POLYMERS OF STYRENE	251	77	47	941 COMPL. IND. PLANT CHAPT 99	7 949	4 658	2 865
574 POLYACETAL, POLYCARBONATE	1 506	710	447				
575 OTH. PLASTIC, PRIMARY FORM	3 912	1 608	1 007	RWANDA			
581 PLASTIC TUBE, PIPE, HOSE	6 658	3 241	2 009				
582 PLASTIC PLATE, SHEETS, ETC	1 347	861	542	IMPORTS	189 113	57 625	36 065
591 INSECTICIDES, ETC.	108	137	87				
592 STARCHES, INULIN, ETC.	1 912	882	542	071 COFFEE, COFFEE SUBSTITUTE	187 443	56 609	35 423
593 EXPLOSIVES, PYROTECHNICS	369	1 350	800	287 ORE, CONCENTR. BASE METALS	44	51	31
597 PREPRD. ADDITIVES, LIQUIDS	1 162	546	346	292 CRUDE VEG. MATERIALS, NES	1 440	679	430
598 MISC. CHEMICAL PRODS. NES	7 592	2 791	1 702				
621 MATERIALS OF RUBBER	127	294	178	EXPORTS	78 929	37 755	23 178
625 RUBBER TYRES, TUBES, ETC.	962	712	440				
629 ARTICLES OF RUBBER, NES	77	335	209	022 MILK AND CREAM	902	299	178
635 WOOD MANUFACTURES, NES	61	74	46	048 CEREAL PREPARATIONS	600	53	35
641 PAPER AND PAPERBOARD	4 295	4 690	2 920	061 SUGARS, MOLASSES, HONEY	30 003	1 927	1 203
642 PAPER, PAPERBOARD, CUT ETC	1 341	482	297	067 OTHER MAN-MADE FIBRES	402	337	221
651 TEXTILE YARN	21	62	36	335 RESIDUAL PETROL. PRODUCTS	4 782	673	405
653 FABRICS, MAN-MADE FIBRES	40	125	80	511 HYDROCARBONS, NES, DERIVTS	99	74	50
657 SPECIAL YARN, TXTL. FABRIC	133	113	76	512 ALCOHOL, PHENOL, ETC. DERIV	555	157	96
662 CLAY, REFRACT. CONSTR. MATRL	3 192	790	477	513 CARBOXYLIC ACIDS, DERIVTS	86	62	38
663 MINERAL MANUFACTURES, NES	204	302	186	522 INORGANIC CHEM. ELEMENTS	2 325	462	280
664 GLASS	1 574	133	86	523 METAL, SALTS, INORGAN. ACID	758	72	43
665 GLASSWARE	60	263	156	531 SYNTH. COLOURS, LAKES, ETC.	31	100	61
671 PIG IRON, SPIEGELEISN, ETC	856	272	183	533 PIGMENTS, PAINTS, ETC.	460	128	80
673 FLAT-ROLLED IRON ETC.	50 610	6 315	3 916	541 MEDICINES, ETC. EXC. GRP542	26	380	239
674 FLAT-ROLLED PLATED IRON	5 755	998	610	542 MEDICAMENTS	97	699	434
676 IRON, STL. BAR, SHAPES ETC.	2 799	259	162	551 ESSNTL. OIL, PERFUME, FLAVR	1 616	841	513
678 WIRE OF IRON OR STEEL	325	55	36	554 SOAP, CLEANERS, POLISH, ETC	235	423	253
679 TUBES, PIPES, ETC. IRON, STL	14 407	3 975	2 409	571 POLYMERS OF ETHYLENE	649	158	95
684 ALUMINIUM	224	431	270	573 POLYMERS, VINYL CHLORIDE	2 544	283	179
691 METALLIC STRUCTURES NES	2 006	1 206	753	574 POLYACETAL, POLYCARBONATE	618	231	144
692 CONTAINERS, STORAGE, TRNSP	66	99	62	575 OTH. PLASTIC, PRIMARY FORM	2 144	640	399
693 WIRE PRODUCTS EXCL. ELECT	1 488	785	486	581 PLASTIC TUBE, PIPE, HOSE	351	448	272
694 NAILS, SCREWS, NUTS, ETC.	193	150	90	582 PLASTIC PLATE, SHEETS, ETC	41	65	41
695 TOOLS	483	1 072	668	591 INSECTICIDES, ETC.	138	272	169
696 CUTLERY	141	243	154	592 STARCHES, INULIN, ETC.	549	234	145
697 HOUSEHOLD EQUIPMENT, NES	139	150	98	598 MISC. CHEMICAL PRODS. NES	714	312	188
699 MANUFACTS. BASE METAL, NES	1 584	1 253	761	625 RUBBER TYRES, TUBES, ETC.	610	408	252
700 CPL. IND. PLANT (84/85/87)	1 794	1 932	1 244	629 ARTICLES OF RUBBER, NES	29	133	83
712 STEAM TURBINES	1	70	47	641 PAPER AND PAPERBOARD	857	240	147
713 INTRNL. COMBUS. PSTN. ENGIN	193	1 220	773	642 PAPER, PAPERBOARD, CUT ETC	425	271	169
716 ROTATING ELECTRIC PLANT	718	2 386	1 461	657 SPECIAL YARN, TXTL. FABRIC	70	61	38
721 AGRIC. MACHINES, EX. TRACTR	47	160	97	662 CLAY, REFRACT. CONSTR. MATRL	763	54	35
722 TRACTORS	192	284	174	663 MINERAL MANUFACTURES, NES	165	221	135
723 CIVIL ENGINEERING EQUIPT	16 268	29 775	18 464	664 GLASS	2 554	178	115
724 TEXTILE, LEATHER MACHINES	1 329	5 324	3 208	673 FLAT-ROLLED IRON ETC.	5 374	401	267
725 PAPER, PULP MILL MACHINES	65	224	137	674 FLAT-ROLLED PLATED IRON	1 448	173	115
726 PRINTING, BOOKBINDING MACHS	156	1 458	916	676 IRON, STL. BAR, SHAPES ETC.	1 254	102	64
727 FOOD-PROCESS. MCH. NON DOM	425	826	516	679 TUBES, PIPES, ETC. IRON, STL	168	243	145
728 OTH. MACH. PTS. SPCL. INDUST	3 523	8 548	5 428	682 COPPER	166	211	125
731 METAL REMOVAL WORK TOOLS	39	179	115	684 ALUMINIUM	148	671	404
733 MACH-TOOLS, METAL-WORKING	60	126	73	691 METALLIC STRUCTURES NES	286	168	102
735 PARTS, NES, FOR MACH-TOOLS	17	240	142	695 TOOLS	129	186	109
737 METALWORKING MACHNY NES	67	70	42	696 CUTLERY	8	51	39
741 HEATING, COOLING EQUIP. PART	599	3 512	2 136	697 HOUSEHOLD EQUIPMENT, NES	57	76	45
742 PUMPS FOR LIQUIDS, PARTS	430	4 965	3 129	699 MANUFACTS. BASE METAL, NES	187	272	159
743 PUMPS NES, CENTRIFUGS ETC	1 258	1 945	1 186	713 INTRNL. COMBUS. PSTN. ENGIN	84	345	213
744 MECHANICAL HANDLING EQUIP	421	2 186	1 363	721 ROTATING ELECTRIC PLANT	33	144	89
745 OTH. NONELEC. MCH. TOOL, NES	266	717	449	723 CIVIL ENGINEERING EQUIPT	25	129	78
746 BALL OR ROLLER BEARINGS	133	390	240	724 TEXTILE, LEATHER MACHINES	25	124	76
747 TAPS, COCKS, VALVES, ETC.	137	598	365	727 FOOD-PROCESS. MCH. NON DOM	4	57	35
748 TRANSMISSIONS, SHAFTS ETC	72	430	269	728 OTH. MACH. PTS. SPCL. INDUST	68	225	137
749 NON-ELECT. MACH. PARTS, ETC	78	1 789	1 065	741 HEATING, COOLING EQUIP. PART	27	120	75
751 OFFICE MACHINES	12	321	200	742 PUMPS FOR LIQUIDS, PARTS	183	522	320
752 AUTOMATC. DATA PROC. EQUIP	9	120	72	743 PUMPS NES, CENTRIFUGS ETC	362	449	287
759 PARTS, FOR OFFICE MACHINS	19	77	48	744 MECHANICAL HANDLING EQUIP	202	830	507
761 TELEVISION RECEIVERS ETC	45	458	279	745 OTH. NONELEC. MCH. TOOL, NES			
764 TELECOMM. EQUIP. PARTS NES							

7 IMPORTS AND EXPORTS (SPECIAL TRADE) BY COUNTRIES OF PRODUCTION AND CONSUMPTION AND BY GROUPS OF THE SITC-REV. III 1990

GROUP DESCRIPTION	DT = 100 KG	1 000 DM	1 000 \$	GROUP DESCRIPTION	DT = 100 KG	1 000 DM	1 000 \$
747 TAPS, COCKS, VALVES, ETC.	52	219	127	752 AUTOMATC. DATA PROC. EQUIP	47	909	546
748 TRANSMISSIONS SHAFTS ETC	18	69	43	761 TELEVISION RECEIVERS ETC	16	87	56
749 NON-ELECT MACH. PARTS, ETC	24	92	58	771 ELECT POWER MACHNY. PARTS	39	93	57
751 OFFICE MACHINES	67	1 505	927	772 ELECT. SWITCH. RELAY. CIRCUIT	254	1 434	887
764 TELECOMM. EQUIP. PARTS NES	34	902	549	773 ELECTR. DISTRIBUT. EQPT NES	141	111	69
771 ELECT POWER MACHNY. PARTS	70	236	140	774 ELECTRO-MEDCL. XRAY EQUIP	1	93	60
772 ELECT. SWITCH. RELAY. CIRCUIT	119	870	546	778 ELECTRIC. MACH. APPART. NES	359	352	219
773 ELECTR. DISTRIBUT. EQPT NES	3 518	2 408	1 448	781 PASS. MOTOR VEHCLS. EX. BUS	1 376	6 114	3 829
775 DOM. ELEC. NON-ELEC. EQUIPT	105	316	193	782 GOODS, SPCL. TRANSPORT VEH	3 007	5 000	3 090
778 ELECTRIC. MACH. APPART. NES	818	762	482	783 ROAD MOTOR VEHICLES NES	104	239	161
781 PASS. MOTOR VEHCLS. EX. BUS	474	1 137	699	784 PARTS, TRACTORS, MOTOR VEH	806	2 435	1 500
782 GOODS, SPCL. TRANSPORT VEH	211	287	173	786 TRAILERS, SEMI-TRAILR, ETC	72	127	80
784 PARTS, TRACTORS, MOTOR VEH	791	2 331	1 442	813 LIGHTING FIXTURES ETC. NES	161	257	157
786 TRAILERS, SEMI-TRAILR, ETC	79	132	82	872 MEDICAL INSTRUMENTS NES	26	179	108
811 PREFABRICATED BUILDINGS	9	45	30	873 METERS, COUNTERS, NES	38	64	38
812 PLUMBING, SANITRY, EQPT. ETC	97	60	36	874 MEASURE, CONTROL INSTRMNT	25	591	351
813 LIGHTING FIXTURES ETC. NES	55	257	158	892 PRINTED MATTER	66	105	58
821 FURNITURE, CUSHIONS, ETC.	625	916	560	895 OFFICE, STATIONERY SUPPLS	14	182	113
871 OPTICAL INSTRUMENTS, NES	2	115	71	898 MUSICAL INSTRUMENTS, ETC.	57	36	36
872 MEDICAL INSTRUMENTS NES	972	3 073	1 879	899 MISC MANUFACTRD GOODS NES	9	55	32
873 METERS, COUNTERS, NES	5	56	36				
874 MEASURE, CONTROL INSTRMNT	21	762	466	ST HELENA			
882 PHOTO. CINEMATOGPH. SUPPL	79	149	97				
892 PRINTED MATTER	184	239	137	IMPORTS	1	32	20
893 ARTICLES, NES, OF PLASTICS	108	112	70				
895 OFFICE, STATIONERY SUPPLS	193	293	186	EXPORTS	3	24	14
BURUNDI				ANGOLA			
IMPORTS	167 486	54 545	33 624	IMPORTS	10 731 809	378 930	250 039
034 FISH, FRESH, CHILLED, FROZEN	11	204	128	071 COFFEE, COFFEE SUBSTITUTE	357	94	57
071 COFFEE, COFFEE SUBSTITUTE	163 729	51 894	31 982	288 NON-FERROUS WASTE, SCRAP	167	48	31
287 ORE, CONCENTR. BASE METALS	872	1 557	961	333 PETROLEUM OILS, CRUDE	10 731 193	378 611	249 838
292 CRUDE VEG. MATERIALS, NES	2 466	515	322				
667 PEARLS, PRECIOUS STONES	-	-	-	EXPORTS	364 234	133 558	82 361
684 ALUMINIUM	250	63	41	011 BOVINE MEAT	3 908	667	428
EXPORTS	81 429	43 153	26 735	012 OTHER MEAT, MEAT OFFAL	2 258	627	419
022 MILK AND CREAM	6 675	1 860	1 066	022 MILK AND CREAM	3 539	1 276	818
046 MEAL, FLOUR OF WHEAT, MSLN	9 792	379	225	056 VEGETABLES, PRPD, PRSVD, NES	197	61	40
061 SUGARS, MOLASSES, HONEY	1 900	131	79	061 SUGARS, MOLASSES, HONEY	6 721	517	333
112 ALCOHOLIC BEVERAGES	1 620	264	164	062 SUGAR CONFECTIONERY	78	84	50
266 SYNTHETIC FIBRES	1 995	613	409	098 EDIBLE PROD. PREPRTNS, NES	1 318	786	502
267 OTHER MAN-MADE FIBRES	395	348	221	111 NON-ALCOHOL. BEVERAGE, NES	25 750	2 673	1 748
292 CRUDE VEG. MATERIALS, NES	332	757	495	112 ALCOHOLIC BEVERAGES	81 957	11 968	7 369
411 ANIMAL OILS AND FATS	3 097	273	166	232 SYNTHETIC RUBBER, ETC.	360	86	56
421 FIXED VEG. FAT, OILS, SOFT	1 000	119	74	266 SYNTHETIC FIBRES	1 518	792	466
511 HYDROCARBONS, NES, DERIVTS	125	84	54	267 OTHER MAN-MADE FIBRES	296	203	136
514 NITROGEN-FUNCT. COMPOUNDS	925	691	418	269 WORN CLOTHING, TEXTL. ARTL	137	99	64
515 ORGANIC-INORGANIC COMPOUNDS	1 519	3 156	2 083	282 CRUDE VEG. MATERIALS, NES	519	206	123
522 INORGANIC CHEM. ELEMENTS	7 511	622	385	334 PETROLEUM PRODUCTS	243	150	91
523 METAL, SALTS, INORGAN. ACID	2 445	119	70	335 RESIDUAL PETROL. PRODUCTS	429	58	34
531 SYNTH. COLOURS, LAKES, ETC.	1 672	119	1 022	421 FIXED VEG. FAT, OILS, SOFT	5 134	660	437
533 PIGMENTS, PAINTS, ETC.	535	186	115	511 HYDROCARBONS, NES, DERIVTS	108	64	40
541 MEDICINES, ETC. EXC. GRPS 42	20	306	185	513 CARBOXYLIC ACIDS, DERIVTS	1 567	463	278
542 MEDICAMENTS	100	544	334	514 NITROGEN-FUNCT. COMPOUNDS	1 175	716	461
551 ESSENT. OIL, PERFUME, FLAVR	36	99	60	516 OTHER ORGANIC CHEMICALS	2 328	152	88
554 SOAP, CLEANERS, POLISH, ETC	201	107	65	522 INORGANIC CHEM. ELEMENTS	2 647	405	249
571 POLYMERS OF ETHYLENE	945	134	82	523 METAL, SALTS, INORGAN. ACID	28 311	1 242	750
573 POLYMERS, VINYL CHLORIDE	540	202	127	524 SYNTH. COLOURS, LAKES, ETC.	182	1 036	648
574 POLYACETAL, POLYCARBONATE	307	105	62	533 PIGMENTS, PAINTS, ETC.	816	1 020	621
575 OTH. PLASTIC, PRIMARY FORM	319	112	71	541 MEDICINES, ETC. EXC. GRPS 42	143	300	179
581 PLASTIC TUBE, PIPE, HOSE	131	95	56	542 MEDICAMENTS	475	1 990	1 203
582 PLASTIC PLATE, SHEETS, ETC	182	87	55	551 ESSENT. OIL, PERFUME, FLAVR	40	135	84
591 INSECTICIDES, ETC.	311	343	204	553 PERFUMERY, COSMETICS, ETC.	55	81	52
592 STARCHES, INULIN, ETC.	122	55	33	554 SOAP, CLEANERS, POLISH, ETC	7 045	2 315	1 436
598 MISC. CHEMICAL PRODTS, NES	576	365	224	571 POLYMERS OF ETHYLENE	38 413	9 050	5 647
625 RUBBER TYRES, TUBES, ETC.	357	362	218	572 POLYMERS OF STYRENE	324	121	72
629 ARTICLES OF RUBBER, NES	17	51	31	573 POLYMERS, VINYL CHLORIDE	4 614	1 249	756
642 PAPER AND PAPERBOARD	402	148	90	574 POLYACETAL, POLYCARBONATE	3 220	1 342	816
643 PAPER, PAPERBOARD, CUT ETC	297	166	105	575 OTH. PLASTIC, PRIMARY FORM	2 081	1 162	720
653 FABRICS, MAN-MADE FIBRES	8	65	40	582 PLASTIC PLATE, SHEETS, ETC	48	133	83
655 KNIT, CROCHET, FABRIC NES	24	56	32	591 INSECTICIDES, ETC.	249	526	315
673 FLAT-ROLLED IRON ETC.	20 526	1 724	1 028	592 STARCHES, INULIN, ETC.	879	1 332	847
676 IRON, STL. BAR, SHAPES ETC.	409	53	32	597 PREPRD ADDITIVES, LIQUIDS	355	221	138
679 TUBES, PIPES, ETC. IRON, STL	315	266	158	598 MISC. CHEMICAL PRODTS, NES	1 374	721	436
684 ALUMINIUM	375	203	129	611 LEATHER	8	75	44
691 METALLIC STRUCTURES NES	2 646	1 342	797	621 MATERIALS OF RUBBER	128	396	248
693 WIRE PRODUCTS EXCL. ELECT	1 248	517	328	625 RUBBER TYRES, TUBES, ETC.	775	572	344
694 NAILS, SCREWS, NUTS, ETC.	103	72	45	629 ARTICLES OF RUBBER, NES	135	665	398
695 TOOLS	269	813	490	641 PAPER AND PAPERBOARD	3 523	1 035	635
699 MANUFACTS. BASE METAL, NES	205	167	100	642 PAPER, PAPERBOARD, CUT ETC	361	400	248
713 INTRNL COMBUS PSTN ENGIN	27	142	83	651 TEXTILE YARN	339	388	244
718 OTH. POWR. GENRTNG. MACHNRY	135	245	150	652 COTTON FABRICS, WOVEN	127	98	59
721 AGRIC. MACHINES, EX. TRACTR	37	92	57	653 FABRICS, MAN-MADE FIBRES	765	1 668	1 015
723 CIVIL ENGINEERING EQUIPT	523	665	423	654 OTH. TEXTILE FABRIC, WOVEN	28	137	85
725 PAPER, PULP MILL MACHINES	47	108	69	655 KNIT, CROCHET, FABRIC NES	43	134	79
726 PRINTING, BOOKBINDING MACHS	43	385	239	656 TULLE, LACE, EMBROIDRY, ETC	22	133	80
727 FOOD-PROCESS. MCH. NON DOM	54	209	131	657 SPECIAL YARN, TXTL. FABRIC	68	458	277
728 OTH. MACH. PTS, SPCL. INDUST	25	70	43	658 TEXTILE ARTICLES NES	6	53	31
741 HEATING, COOLING EQUIP, PART	-	-	-	661 LIME, CEMENT, CONSTR. MATRL	9 150	113	67
742 PUMPS FOR LIQUIDS, PARTS	60	169	105	662 CLAY, REFRCT. CONSTR. MATRL	4 905	737	448
743 PUMPS NES, CENTRIFUGS ETC	31	83	51	663 MINERAL MANUFACTURES, NES	703	319	191
744 MECHANICAL HANDLING EQUIP	22	55	33	664 GLASS	217	202	122
745 OTH. NONELEC MCH. TOOL, NES	9	58	36	665 GLASSWARE	136	373	223
749 NON-ELECT MACH. PARTS, ETC	13	64	37	666 POTTERY	67	157	94
751 OFFICE MACHINES	16	81	48	673 FLAT-ROLLED IRON ETC.	24 088	3 045	1 817
				674 FLAT-ROLLED PLATED IRON	2 876	491	297

7 IMPORTS AND EXPORTS (SPECIAL TRADE) BY COUNTRIES OF PRODUCTION AND CONSUMPTION AND BY GROUPS OF THE SITC-REV. III 1990

GROUP DESCRIPTION	DT = 100 KG	1 000 DM	1 000 \$	GROUP DESCRIPTION	DT = 100 KG	1 000 DM	1 000 \$
675 FLAT-ROLLED, ALLOY STEEL	723	450	268	843 MENS,BOYS CLOTHING,KNIT	109	244	151
676 IRON, STL. BAR, SHAPES ETC.	1 620	186	114	845 OTHR. TEXTILE APPAREL, NES	370	867	516
678 WIRE OF IRON OR STEEL	273	68	40				
679 TUBES, PIPES, ETC. IRON, STL	39 236	6 653	4 077	EXPORTS	532 192	134.455	82 814
684 ALUMINIUM	136	121	75				
686 ZINC	174	51	32	001 LIVE ANIMALS	134	87	50
687 TIN	47	127	77	017 MEAT, OFFL. PRPD, PRSVD, NES	17	58	36
692 CONTAINERS, STORAGE, TRNSP	224	411	269	022 MILK AND CREAM	4 640	1 520	997
693 WIRE PRODUCTS EXCL. ELECT	107	66	41	023 BUTTER, OTHER FAT OF MILK	80	83	52
694 NAILS, SCREWS, NUTS, ETC.	284	167	100	037 FISH ETC. PREPD, PRSVD, NES	15	48	31
695 TOOLS	490	2 005	1 258	041 WHEAT, MESLIN, UNMILLED	205 537	5 530	3 408
696 CUTLERY	48	155	95	045 MEAL, FLOUR OF WHEAT, MSLN	105 493	3 940	2 572
697 HOUSEHOLD EQUIPMENT, NES	102	146	94	054 VEGETABLES	7 666	1 274	815
699 MANUFACTS. BASE METAL, NES	2 660	911	553	061 SUGARS, MOLASSES, HONEY	6 456	562	335
700 CPL IND PLANT (84/85/87)	294	709	450	098 EDIBLE PROD. PREPRTNS, NES	566	256	160
713 INTRNL COMBUS PSTN ENGIN	199	1 131	685	232 SYNTHETIC RUBBER, ETC.	537	219	134
714 ENGINES, MOTORS NON-ELECT	4	907	551	274 SULPHUR, UNRSTD. IRON PYRS	12 270	476	311
716 ROTATING ELECTRIC PLANT	765	2 206	1 410	278 OTHER CRUDE MINERALS	4 543	59	39
721 AGRIC. MACHINES, EX. TRACTR	186	1 122	678	292 CRUDE VEG. MATERIALS, NES	148	285	182
722 TRACTORS	71	120	72	394 PETROLEUM PRODUCTS	861	303	190
723 CIVIL ENGINEERING EQUIPT	266	330	201	395 RESIDUAL PETROL. PRODUCTS	6 245	806	487
724 TEXTILE, LEATHER MACHINES	74	1 396	856	421 FIXED VEG. FAT, OILS, SDFT	12 000	1 499	919
725 PAPER, PULP MILL MACHINES	86	170	102	431 ANIMAL, VEG. FATS, OILS, NES	736	92	56
726 PRINTNG, BOOKBINDNG MACHS	94	754	465	513 CARBOXYLIC ACIDS, DERIVTS	743	140	84
727 FOOD-PROCESS. MCH. NON DOM	32	283	175	514 NITROGEN-FUNCT. COMPOUNDS	632	509	306
728 OTH. MACH. PTS, SPLC INDUST	224	839	505	515 ORGANO-INORGANIC COMPNDS	150	376	226
731 METAL REMOVAL WORK TOOLS	20	81	51	516 OTHER ORGANIC CHEMICALS	267	272	166
733 MACH-TOOLS, METAL-WORKING	49	52	30	522 INORGANIC CHEM. ELEMENTS	12 535	1 289	802
735 PARTS, NES, FOR MACH-TOOLS	6	74	48	523 METAL, SALTS, INORGAN. ACID	7 694	284	222
737 METALWORKING MACHNRY NES	44	236	141	524 OTHER CHEMICAL COMPOUNDS	2 284	286	173
741 HEATING, COOLNG EQUIP, PART	.	.	.	531 SYNTH. COLOURS, LAKES, ETC.	6 677	2 090	1 285
742 PUMPS FOR LIQUIDS, PARTS	483	1 813	1 096	532 DYEING, TANNING MATERIALS	10 257	2 134	1 274
743 PUMPS NES, CENTRIFUGS ETC	169	556	353	533 PIGMENTS, PAINTS, ETC.	1 272	835	498
744 MECHANICAL HANDLING EQUIP	904	918	589	541 MEDICINES, ETC. EXC. GRP542	1 138	817	518
745 OTH. NONELEC MCH, TOOL, NES	95	372	232	542 MEDICAMENTS	690	2 602	1 592
746 BALL OR ROLLER BEARINGS	15	89	54	551 ESSNTL. OIL, PERFUME, FLAVR	29	81	50
747 TAPS, COCKS, VALVES, ETC.	220	679	412	553 PERFUMERY, COSMETICS, ETC.	64	70	38
748 TRANSMISSIONS SHAFTS ETC	26	152	98	554 SOAP, CLEANERS, POLISH, ETC	2 021	435	262
749 NON-ELECT MACH. PARTS, ETC	155	484	305	571 POLYMERS OF ETHYLENE	5 000	835	498
751 OFFICE MACHINES	113	800	489	572 POLYMERS OF STYRENE	359	110	68
752 AUTOMATC. DATA PROC. EQUIP	4	289	179	573 POLYMERS, VINYL CHLORIDE	680	173	105
759 PARTS, FOR OFFICE MACHINS	37	635	391	575 OTH. PLASTIC, PRIMARY FORM	6 428	1 111	699
761 TELEVISION RECEIVERS ETC	29	164	98	581 PLASTIC TUBE, PIPE, HOSE	5 864	2 023	1 202
762 RADIO-BROADCAST RECEIVER	14	86	50	582 PLASTIC PLATE, SHEETS, ETC	48	96	61
763 SOUND RECORDER, PHONOGRPH	15	193	114	591 INSECTICIDES, ETC.	6 559	6 798	4 036
764 TELECOMM. EQUIP. PARTS NES	14	275	167	592 STARCHES, INULIN, ETC.	1 067	186	112
771 ELECT POWER MACHNY, PARTS	12	87	56	597 PREPRED ADDITIVES, LIQUIDS	4 712	1 197	743
772 ELEC. SWITCH. RELAY. CIRCUIT	224	1 224	749	598 MISC. CHEMICAL PRODTS, NES	3 258	1 547	942
773 ELECTR DISTRIBT. EQPT NES	269	278	162	600 CPL IND PLANT CHAP 69-76	23	161	106
774 ELECTRO-MEDCL. XRAY EQUIP	101	2 322	1 387	625 RUBBER TYRES, TUBES, ETC.	518	384	240
775 DOM. ELEC. NON-ELEC. EQUIPT	94	265	174	629 ARTICLES OF RUBBER, NES	49	151	92
778 ELECTRIC. MACH. APPART. NES	2 527	2 432	1 479	634 VENEERS, PLYWOOD, ETC.	1 091	281	170
781 PASS. MOTOR VEHCLS. EX. BUS	6 380	10 723	6 614	641 PAPER AND PAPERBOARD	910	276	170
782 GOODS, SPLC TRANSPORT VEH	12 118	9 944	2 404	642 PAPER, PAPERBOARD, CUT ETC	686	337	212
783 ROAD MOTOR VEHICLES NES	1 086	1 021	617	651 TEXTILE YARN	58	99	60
784 PARTS, TRACTORS, MOTOR VEH	1 685	7 203	4 495	655 KNIT. CROCHET. FABRIC NES	12	112	69
785 CYCLES, MOTORCYCLES ETC.	77	157	94	657 SPECIAL YARN, TXTL. FABRIC	50	99	62
786 TRAILERS, SEMI-TRAILR, ETC	4 485	1 063	654	658 TEXTILE ARTICLES NES	96	174	105
791 RAILWAY VEHICLES. EQUIPNT	302	320	196	661 LIME, CEMENT, CONSTR. MATRL	6 969	78	51
813 LIGHTING FIXTURES ETC. NES	33	305	183	662 CLAY, REFRCT. CONSTR. MATRL	1 523	424	254
821 FURNITURE, CUSHIONS, ETC.	306	617	384	663 MINERAL MANUFACTURES, NES	1 044	279	168
831 TRUNK, SUIT-CASES, BAG, ETC	13	150	89	665 GLASSWARE	58	158	99
845 OTHR. TEXTILE APPAREL, NES	43	314	185	671 PIG IRON, SPIEGELEISN, ETC	560	72	43
846 CLOTHING ACCESSRS, FABRIC	2	59	34	673 FLAT-ROLLED IRON ETC.	28 110	2 671	1 582
848 CLOTHNG, NONTXTL; HEADGEAR	50	270	171	674 FLAT-ROLLED PLATED IRON	2 447	289	172
872 MEDICAL INSTRUMENTS NES	340	3 317	2 051	675 FLAT-ROLLED, ALLOY STEEL	56	49	33
874 MEASURE, CONTROL INSTRMNT	143	1 055	636	676 IRON, STL. BAR, SHAPES ETC.	1 668	185	111
881 PHOTOGRAPH APPAR. ETC. NES	116	1 208	761	678 WIRE OF IRON OR STEEL	1 376	307	183
882 PHOTO. CINEMATOGRPH. SUPPL	364	1 540	957	679 TUBES, PIPES, ETC. IRON, STL	1 050	266	159
884 OPTICAL GOODS NES	1	61	39	682 COPPER	136	125	74
885 WATCHES AND CLOCKS	11	426	252	684 ALUMINIUM	119	164	98
893 ARTICLES, NES, OF PLASTICS	322	629	393	685 LEAD	6 032	1 111	663
895 OFFICE, STATIONERY SUPPLS	328	632	381	691 METALLIC STRUCTURES NES	145	78	50
897 GOLD, SILVERWARE, JEWEL NES	83	59	33	692 CONTAINERS, STORAGE, TRNSP	1 941	555	338
898 MUSICAL INSTRUMENTS, ETC.	49	176	105	694 NAILS, SCREWS, NUTS, ETC.	189	115	68
899 MISC MANUFCTRD GOODS NES	398	477	285	695 TOOLS	280	642	399
941 COMPL IND PLANT CHAPT 99				696 CUTLERY	7	103	64
				697 HOUSEHOLD EQUIPMENT, NES	196	201	125
				699 MANUFACTS. BASE METAL, NES	2 522	2 513	1 503
				700 CPL IND PLANT (84/85/87)	80	455	299
				713 INTRNL COMBUS PSTN ENGIN	1 186	3 689	2 214
				714 ENGINES, MOTORS NON-ELECT	9	3 382	1 999
				716 ROTATING ELECTRIC PLANT	1 477	3 870	2 304
				721 AGRIC. MACHINES, EX. TRACTR	48	107	66
				723 CIVIL ENGINEERING EQUIPT	118	231	141
				724 TEXTILE, LEATHER MACHINES	163	1 336	828
				725 PAPER, PULP MILL MACHINES	25	96	59
				726 PRINTNG, BOOKBINDNG MACHS	57	341	217
				727 FOOD-PROCESS. MCH. NON DOM	48	156	93
				728 OTH. MACH. PTS, SPLC INDUST	-3 095	12 146	7 835
				731 METAL REMOVAL WORK TOOLS	200	1 376	890
				733 MACH-TOOLS, METAL-WORKING	1 097	2 663	1 621
				741 HEATING, COOLNG EQUIP, PART	.	.	.
				742 PUMPS FOR LIQUIDS, PARTS	440	1 149	696
				743 PUMPS NES, CENTRIFUGS ETC	125	883	538
				744 MECHANICAL HANDLING EQUIP	213	352	223
				745 OTH. NONELEC MCH, TOOL, NES	565	2 833	1 602
				746 BALL OR ROLLER BEARINGS	35	239	146
				747 TAPS, COCKS, VALVES, ETC.	67	119	74
ETHIOPIA							
IMPORTS							
054 VEGETABLES	12 776	2 305	1 427				
057 FRUIT, NUTS EXCL. OIL NUTS	736	153	95				
061 SUGARS, MOLASSES, HONEY	48 858	578	368				
071 COFFEE, COFFEE SUBSTITUTE	206 431	82 996	51 117				
211 HIDES, SKINS (EX. FURS), RAW	405	693	426				
223 OILSEED (OTH. FIX. VEG. OIL)	539	92	58				
263 COTTON	551	78	52				
292 CRUDE VEG. MATERIALS, NES	3 245	1 210	755				
431 ANIMAL, VEG. FATS, OILS, NES	103	57	34				
532 DYEING, TANNING MATERIALS	439	3 557	2 141				
611 LEATHER	95	307	189				
651 TEXTILE YARN	150	78	46				
658 TEXTILE ARTICLES NES	83	87	58				
692 CONTAINERS, STORAGE, TRNSP	1 131	59	40				
793 SHIP, BOAT, FLDT, STRUCTRS	28 956	856	511				
831 TRUNK, SUIT-CASES, BAG, ETC	69	181	107				
841 MENS, BOYS CLOTHNG, X-KNIT	53	123	72				

7 IMPORTS AND EXPORTS (SPECIAL TRADE) BY COUNTRIES OF PRODUCTION AND CONSUMPTION AND BY GROUPS OF THE SITC-REV. III 1990

GROUP DESCRIPTION	DT = 100 KG	1 000 DM	1 000 \$	GROUP DESCRIPTION	DT = 100 KG	1 000 DM	1 000 \$
748 TRANSMISSIONS SHAFTS ETC	36	127	77	712 STEAM TURBINES	28	128	78
749 NON-ELECT. MACH. PARTS, ETC	576	3 479	2 081	714 ENGINES, MOTORS NON-ELECT	4	154	702
751 OFFICE MACHINES	43	388	234	716 ROTATING ELECTRIC PLANT	125	343	209
752 AUTOMAT. DATA PROC. EQUIP	23	602	376	722 TRACTORS	200	332	197
759 PARTS, FOR OFFICE MACHINES	11	140	85	728 OTH. MACH. PTS, SPCL INDUST	109	607	363
764 TELECOMM. EQUIP. PARTS NES	95	826	495	737 METALWORKING MACHNRY NES	12	74	48
772 ELEC. SWITCH. RELAY. CIRCUIT	436	2 421	1 504	741 HEATING, COOLING EQUIP, PART	*	*	*
773 ELECT. DISTRIBUT. EQUIP NES	665	314	195	743 PUMPS NES, CENTRIFUGS ETC	10	55	33
774 ELECTRO-MEDCL. XRAY EQUIP	7	239	150	744 MECHANICAL HANDLING EQUIP	109	216	135
775 DOM. ELEC. NON-ELEC. EQUIP	49	84	51	745 OTH. NONELEC. MCH. TOOL, NES	16	58	35
778 ELECTRIC. MACH. APPART. NES	339	554	341	762 TELECOMM. EQUIP. PARTS NES	1	82	49
781 PASS. MOTOR VEHCLS. EX. BUS	1 413	3 714	2 313	772 ELEC. SWITCH. RELAY. CIRCUIT	8	48	31
782 GOODS, SPCL. TRANSPORT VEH	4 150	5 195	3 197	774 ELECTRO-MEDCL. XRAY EQUIP	27	109	64
783 ROAD MOTOR VEHICLES NES	64	138	91	776 TRANSISTORS, VALVES, ETC.	15	203	128
784 PARTS, TRACTORS, MOTOR VEH	3 347	12 002	7 473	778 ELECTRIC. MACH. APPART. NES	13	63	37
786 TRAILERS, SEMI-TRAILER, ETC	4 913	3 695	2 255	781 PASS. MOTOR VEHCLS. EX. BUS	108	214	128
792 AIRCRAFT, ASSOCTD. EQUIPNT	12	108	69	782 GOODS, SPCL. TRANSPORT VEH	2 914	6 788	4 056
813 LIGHTING FIXTURES ETC. NES	394	792	490	784 PARTS, TRACTORS, MOTOR VEH	353	1 292	829
821 FURNITURE, CUSHIONS, ETC.	687	712	449	786 TRAILERS, SEMI-TRAILER, ETC	159	245	157
841 MENS, BOYS CLOTHING, X-KNIT	11	79	39	792 AIRCRAFT, ASSOCTD. EQUIPNT	20	1 140	682
842 WOMEN, GIRL CLOTHING, X-KNIT	3	74	31	821 FURNITURE, CUSHIONS, ETC.	213	116	77
845 OTHR. TEXTILE APPAREL, NES	31	89	50	872 MEDICAL INSTRUMENTS NES	25	139	83
848 CLOTHING, NONTEXTL; HEADGEAR	27	274	174	874 MEASURE, CONTROL INSTRMNT	7	731	443
851 FOOTWEAR	17	125	71				
872 MEDICAL INSTRUMENTS NES	96	477	289	KENYA			
874 MEASURE, CONTROL INSTRMNT	56	1 356	819				
881 PHOTOGRAPH APPAR. ETC. NES	12	199	126	IMPORTS	894 888	230 519	143 775
882 PHOTO. CINEMATOGRPH. SUPPL	199	197	125				
892 PRINTED MATTER	117	271	168	001 LIVE ANIMALS	39	77	48
893 ARTICLES, NES, OF PLASTICS	175	229	137	017 MEAT, OFFL. PRPD, PRSVD, NES	775	353	237
895 OFFICE, STATIONERY SUPPLS	202	595	368	034 FISH, FRESH, CHILLED, FROZEN	1 208	749	469
941 COMPL. IND. PLANT CHAPT 99	58	299	201	036 CRUSTACEANS, MOLLUSCS ETC	1 146	695	439
				045 OTHER CEREALS, UNMILLED	35 000	1 027	588
DJIBOUTI				054 VEGETABLES	83 988	4 369	2 791
IMPORTS	554	132	75	056 VEGETABLES, PRPD, PRSVD, NES	4 825	1 026	682
288 NON-FERROUS WASTE, SCRAP	280	69	40	057 FRUIT, NUTS EXCL. OIL NUTS	13 133	3 844	2 381
EXPORTS	62 058	8 755	5 476	058 FRUIT, PRESERVED, PREPARED	137 560	20 738	12 922
011 BOVINE MEAT	289	148	91	059 FRUIT, VEGETABLE JUICES	6 496	1 283	794
012 OTHER MEAT, MEAT OFFAL	146	72	45	071 COFFEE, COFFEE SUBSTITUTE	408 583	144 661	89 899
046 MEAL, FLOUR OF WHEAT, MSLN	21 897	689	424	074 TEA AND MATE	2 914	1 837	1 141
061 SUGARS, MOLASSES, HONEY	33 200	1 935	1 256	121 TOBACCO, UNMANUFACTURED	1 160	433	270
112 ALCOHOLIC BEVERAGES	1 870	223	142	222 OILSEED(SFT. FIX VEG. OIL)	7 114	895	546
122 TOBACCO, MANUFACTURED	330	631	396	265 VEGETABLE TEXTILE FIBRES	1 801	201	118
269 WORN CLOTHING, TEXTL. ARTL	536	57	35	278 OTHER CRUDE MINERALS	141 036	2 990	1 874
553 PERFUMERY, COSMETICS, ETC.	130	154	101	288 NON-FERROUS WASTE, SCRAP	3 279	1 000	614
625 RUBBER TYRES, TUBES, ETC.	43	52	30	292 CRUDE VEG. MATERIALS, NES	40 126	28 104	17 744
642 PAPER, PAPERBOARD, CUT ETC	72	54	33	635 WOOD MANUFACTURES, NES	86	128	80
657 SPECIAL YARN, TEXTL. FABRIC	490	156	104	651 TEXTILE YARN	1 505	752	485
663 MINERAL MANUFACTURES, NES	45	55	33	661 LIME, CEMENT, CONSTR. MATRL	65	52	33
713 INTRNL COMBUS PSTN ENGIN	28	246	152	662 PEARLS, PRECIOUS STONES	*	*	*
723 CIVIL ENGINEERING EQUIP	220	197	119	687 COPPER	262	92	53
726 PRINTING, BOOKBINDING MACHS	14	150	97	685 LEAD	125	84	54
743 PUMPS NES, CENTRIFUGS ETC	7	55	36	763 SOUND RECORDER, PHONOGRPH		53	32
745 OTH. NONELEC. MCH. TOOL, NES	498	1 000	591	764 TELECOMM. EQUIP. PARTS NES		57	37
774 ELECTRO-MEDCL. XRAY EQUIP	7	111	73	781 PASS. MOTOR VEHCLS. EX. BUS	29	500	396
781 PASS. MOTOR VEHCLS. EX. BUS	57	186	115	792 AIRCRAFT, ASSOCTD. EQUIPNT	2	75	51
784 PARTS, TRACTORS, MOTOR VEH	75	91	54	831 TRUNK, SUIT-CASES, BAG, ETC	65	93	60
786 TRAILERS, SEMI-TRAILER, ETC	80	197	115	845 OTHR. TEXTILE APPAREL, NES	235	459	299
813 LIGHTING FIXTURES ETC. NES	79	136	86	874 MEASURE, CONTROL INSTRMNT	4	612	374
821 FURNITURE, CUSHIONS, ETC.	123	102	63	894 BABY CARRIAGE, TOYS, GAMES	169	894	563
851 FOOTWEAR	15	79	46	899 MISC MANUFCTRD GOODS NES	537	772	475
882 PHOTO. CINEMATOGRPH. SUPPL	15	106	56	EXPORTS	819 939	294 315	181 974
893 ARTICLES, NES, OF PLASTICS	293	116	70	001 LIVE ANIMALS	12	145	91
895 OFFICE, STATIONERY SUPPLS	26	67	42	054 VEGETABLES	1 200	2 955	1 823
SOMALIA				061 SUGARS, MOLASSES, HONEY	71 322	4 458	2 694
IMPORTS	886	712	445	081 ANIMAL FEED STUFF	262	78	48
036 CRUSTACEANS, MOLLUSCS ETC	18	74	47	098 EDIBLE PROD. PREPRPTS, NES	50	73	45
058 FRUIT, PRESERVED, PREPARED	457	51	31	112 ALCOHOLIC BEVERAGES	555	246	148
292 CRUDE VEG. MATERIALS, NES	293	202	122	232 SYNTHETIC RUBBER, ETC.	1 548	370	227
EXPORTS	162 386	27 364	16 726	266 SYNTHETIC FIBRES	16 283	5 253	3 263
022 MILK AND CREAM	3 000	873	532	267 OTHER MAN-MADE FIBRES	773	522	316
041 WHEAT, MESLIN, UNMILLED	30 000	748	476	269 WORN CLOTHING, TEXTL. ARTL	1 370	137	86
046 MEAL, FLOUR OF WHEAT, MSLN	91 668	3 392	2 134	273 STONE, SAND AND GRAVEL	9 852	145	88
061 SUGARS, MOLASSES, HONEY	12 980	895	544	274 SULPHUR, UNRSTD. IRON PYRS	3 510	311	189
111 NON-ALCOHOL. BEVERAGE, NES	337	58	35	278 OTHER CRUDE MINERALS	4 548	92	56
421 FIXED VEG. FAT, OILS, SOFT	3 600	414	264	285 ALUMINIUM ORE, CONCTR. ETC	1 180	195	121
514 NITROGEN-FUNCT. COMPOUNDS	125	77	45	288 NON-FERROUS WASTE, SCRAP	3 330	916	572
541 MEDICINES, ETC. EXC. GRP542	21	157	93	291 CRUDE ANIMAL MATERLS, NES	135	96	57
542 MEDICAMENTS	43	230	139	292 CRUDE VEG. MATERIALS, NES	251	1 195	733
553 PERFUMERY, COSMETICS, ETC.	73	93	58	334 PETROLEUM PRODUCTS	8 734	932	585
562 FERTILIZER, EXCEPT GRP272	6 968	190	113	335 RESIDUAL PETROL. PRODUCTS	24 255	3 383	2 076
574 POLYACETAL, POLYCARBONATE	164	58	34	421 FIXED VEG. FAT, OILS, SOFT	925	119	71
591 INSECTICIDES, ETC.	121	291	182	431 ANIMAL, VEG. FATS, OILS, NES	1 228	192	117
598 MISC. CHEMICAL PRDCTS, NES	14	51	31	511 HYDROCARBONS, NES, DERIVTS	4 246	400	240
625 RUBBER TYRES, TUBES, ETC.	122	108	64	512 ALCOHOL, PHENOL, ETC. DERIV	7 498	1 524	945
642 PAPER, PAPERBOARD, CUT ETC	359	135	79	513 CARBOXYLIC ACIDS, DERIVTS	6 753	1 385	850
663 MINERAL MANUFACTURES, NES	108	76	46	514 NITROGEN-FUNCT. COMPOUNDS	3 089	1 443	893
691 METALLIC STRUCTURES NES	110	329	220	515 ORGANO-INORGANIC COMPNDS	620	926	585
695 TOOLS	26	219	135	516 OTHER ORGANIC CHEMICALS	586	629	394
699 MANUFACT. BASE METAL, NES	15	74	44	522 INORGANIC CHEM. ELEMENTS	22 900	2 867	1 759
				523 METAL. SALTS, INORGAN. ACID	38 169	2 160	1 339
				524 OTHER CHEMICAL COMPOUNDS	948	211	131
				525 RADIO-ACTIVE MATERIALS		100	60
				531 SYNTH. COLOURS, LAKES, ETC.	1 520	4 162	2 560
				532 DYEING, TANNING MATERIALS	4 915	1 328	804
				533 PIGMENTS, PAINTS, ETC.	5 096	2 355	1 443
				541 MEDICINES, ETC. EXC. GRP542	710	3 886	2 422

7 IMPORTS AND EXPORTS (SPECIAL TRADE) BY COUNTRIES OF PRODUCTION AND CONSUMPTION AND BY GROUPS OF THE SITC-REV. III 1990

GROUP DESCRIPTION	DT = 100 KG	1 000 DM	1 000 \$	GROUP DESCRIPTION	DT = 100 KG	1 000 DM	1 000 \$
542 MEDICAMENTS	899	4 823	3 004	793 SHIP,BOAT,FLOAT.STRUCTRS	27	78	49
551 ESSENTL.OIL,PERFUME,FLAVR	269	859	540	813 LIGHTING FIXTURES ETC.NES	127	474	288
553 PERFUMERY,COSMETICS,ETC.	159	156	97	821 FURNITURE,CUSHIONS,ETC.	284	562	337
554 SOAP,CLEANERS,POLISH,ETC	3 750	1 196	749	831 TRUNK,SUIT-CASES,BAG,ETC	2	77	48
562 FERTILIZER,EXCEPT GRP272	4 808	379	248	841 MENS,BOYS CLOTHNG,X-KNIT	9	191	114
571 POLYMERS OF ETHYLENE	16 388	2 518	1 521	842 WOMEN,GIRL CLOTHNG,X-KNIT	3	105	62
572 POLYMERS OF STYRENE	1 152	229	137	848 CLOTHNG,NONTXTL;HEADGEAR	47	100	59
573 POLYMERS,VINYL CHLORIDE	24 670	4 829	2 919	851 FOOTWEAR	39	211	124
574 POLYACETAL,POLYCARBONATE	16 678	2 992	1 843	871 OPTICAL INSTRUMENTS,NES	3	279	177
575 OTH.PLASTIC,PRIMARY FORM	7 291	2 985	1 843	872 MEDICAL INSTRUMENTS NES	227	1 800	1 139
581 PLASTIC TUBE,PIPE,HOSE	2 225	183	114	873 METERS,COUNTERS,NES	37	400	244
582 PLASTIC PLATE,SHEETS,ETC	2 176	1 217	748	874 MEASURE,CONTROL INSTRMNT	132	3 733	2 301
591 INSECTICIDES, ETC.	6 909	6 581	3 966	881 PHOTOGRAPH APPAR.ETC,NES	27	217	135
592 STARCHES,INULIN,ETC.	1 421	579	353	882 PHOTO.CINEMATOSRPH.SUPPL	665	1 215	758
593 EXPLOSIVES,PYROTECHNICS	5 523	200	121	884 OPTICAL GOODS NES	5	145	89
597 PREPRED ADDITIVES,LIQUIDS	5 331	1 468	893	885 WATCHES AND CLOCKS	388	1 109	66
598 MISC.CHEMICAL PRODTS,NES	8 356	2 591	1 587	886 PRINTED MATTER	558	633	396
600 CPL IND PLANT CHAP 69-76	275	804	528	893 ARTICLES,NES,OF PLASTICS	1 137	1 701	701
621 MATERIALS OF RUBBER	220	425	257	894 BABY CARRIAGE,TOYS,GAMES	95	97	56
625 RUBBER TYRES,TUBES,ETC.	795	296	178	895 OFFICE,STATIONERY SUPPLS	570	1 171	751
629 ARTICLES OF RUBBER, NES	604	1 438	881	897 GOLD,SILVERWARE,JEWEL,NES	5	566	357
641 PAPER AND PAPERBOARD	29 910	4 116	2 551	898 MUSICAL INSTRUMENTS,ETC.	32	130	78
642 PAPER,PAPERBOARD,CUT ETC	1 009	352	215	899 MISC MANUFACTD GOODS NES	25	86	48
651 TEXTILE YARN	159	97	59	941 COMPL IND PLANT CHAPT 99	39	402	256
652 COTTON FABRICS, WOVEN	202	97	66				
653 FABRICS,MAN-MADE FIBRES	111	394	253	UGANDA			
655 KNIT,CROCHET,FABRIC NES	96	164	106	IMPORTS	81 296	20 395	12 533
657 SPECIAL YARN,TXTL.FABRIC	1 373	1 226	763	071 COFFEE,COFFEE SUBSTITUTE	76 532	19 046	11 673
658 TEXTILE ARTICLES NES	31	99	64	072 COCOA	2 634	677	436
659 FLOOR COVERINGS, ETC.	28	51	34	074 TEA AND MATE	169	63	38
662 CLAY,REFRCT.CONSTR.MATRL	11 976	1 632	1 001	263 COTTON	1 305	430	274
663 MINERAL MANUFACTURES,NES	1 385	532	364	EXPORTS	121 415	71 014	43 317
664 GLASS	1 477	334	208	001 LIVE ANIMALS	554	300	192
665 GLASSWARE	677	488	308	022 MILK AND CREAM	1 882	497	309
666 POTTERY	52	90	55	023 BUTTER,OTHER FAT OF MILK	1 150	137	82
667 PEARLS,PRECIOUS STONES				046 MEAL,FLOUR OF WHEAT,MSLN	11 631	416	268
673 FLAT-ROLLED IRON ETC.	275 090	19 436	12 118	054 VEGETABLES	60	103	68
674 FLAT-ROLLED PLATED IRON	58 617	7 251	4 557	061 SUGARS,MOLASSES,HONEY	50 610	3 480	2 112
675 FLAT-ROLLED, ALLOY STEEL	596	246	149	112 ALCOHOLIC BEVERAGES	340	71	42
676 IRON, STL.BAR,SHAPES ETC.	15 082	1 549	933	248 WOOD, SIMPLY WORKED	1 100	116	77
678 WIRE OF IRON OR STEEL	2 814	428	264	251 PULP AND WASTE PAPER	526	85	50
679 TUBES,PIPES,ETC.IRON,STL	936	282	173	269 WORN CLOTHING,TEXTL.ARTL	380	138	91
682 COPPER	1 189	748	464	292 CRUDE VEG.MATERIALS, NES	30	121	81
684 ALUMINIUM	314	567	353	513 CARBOXYLIC ACIDS,DERIVTS	216	90	56
691 METALLIC STRUCTURES NES	2 258	872	572	514 NITROGEN-FUNCT.COMPOUNDS	1 219	445	269
692 CONTAINERS,STORAGE,TRNSP	173	252	156	515 ORGANO-INORGANIC COMPNDS	38	214	127
693 WIRE PRODUCTS EXCL.ELECT	619	318	199	522 INORGANIC CHEM.ELEMENTS	1 326	190	115
694 NAILS,SCREWS,NUTS,ETC.	546	576	357	523 METAL,SALTS,INORGAN.ACID	3 223	393	254
695 TOOLS	1 730	2 581	1 581	524 OTHER CHEMICAL COMPOUNDS	77	52	32
696 CUTLERY	14	166	100	531 SYNTH.COLOURS,LAKES,ETC.	172	648	401
697 HOUSEHOLD EQUIPMENT,NES	66	177	106	533 PIGMENTS, PAINTS, ETC.	148	159	104
699 MANUFACTS.BASE METAL,NES	859	1 300	794	541 MEDICINES,ETC.EXC.GRP542	357	560	357
700 CPL IND PLANT (84/85/87)	1 958	3 483	2 187	542 MEDICAMENTS	294	1 280	807
712 STEAM TURBINES	1	56	38	543 SOAP,CLEANERS,POLISH,ETC	148	109	68
713 INTRNL COMBUS PSTN ENGIN	427	1 624	994	573 POLYMERS,VINYL CHLORIDE	328	83	51
714 ENGINES,MOTORS NON-ELECT	72	8 786	5 464	574 POLYACETAL,POLYCARBONATE	1 726	401	235
716 ROTATING ELECTRIC PLANT	1 538	4 186	2 565	575 OTH.PLASTIC,PRIMARY FORM	1 102	78	52
718 OTH.POWER,GENRTNG,MACHNRY	19	202	122	581 PLASTIC TUBE,PIPE,HOSE	256	173	107
721 AGRIC.MACHINES,EX.TRACTR	1 674	2 272	1 350	582 PLASTIC PLATE,SHEETS,ETC	227	281	169
722 TRACTORS	549	563	355	591 INSECTICIDES, ETC.	224	346	210
723 CIVIL ENGINEERING EQUIPT	3 972	7 495	4 715	592 STARCHES,INULIN,ETC.	119	51	34
724 TEXTILE,LEATHER MACHINES	2 134	7 264	4 451	598 MISC.CHEMICAL PRODTS,NES	160	111	74
725 PAPER,PULP MILL MACHINES	387	2 660	1 634	621 MATERIALS OF RUBBER	334	294	175
726 PRINTNG,BOOKBINDNG MACHS	791	3 780	2 292	625 RUBBER TYRES,TUBES,ETC.	568	488	300
727 FOOD-PROCESS.MCH.NON DOM	668	2 937	1 796	629 ARTICLES OF RUBBER, NES	171	485	304
728 OTH.MACH,PTS,SPCL INDUST	1 678	6 496	3 971	641 PAPER AND PAPERBOARD	1 265	276	169
731 METAL REMOVAL WORK TOOLS	412	404	257	642 PAPER,PAPERBOARD,CUT ETC	1 421	436	284
733 MACH-TOOLS,METAL-WORKING	125	358	236	651 TEXTILE YARN	104	80	51
735 PARTS,NES,FOR MACH-TOOLS	52	503	307	656 TULLE,LACE,EMBROIDRY.ETC	6	49	31
737 METALWORKING MACHNRY NES	44	138	83	658 TEXTILE ARTICLES NES	82	72	43
741 HEATING,COOLNG EQUIP,PART				662 CLAY,REFRCT.CONSTR.MATRL	332	97	61
742 PUMPS FOR LIQUIDS,PARTS	337	1 427	872	663 MINERAL MANUFACTURES,NES	93	57	35
743 PUMPS NES,CENTRIFUGS ETC	1 635	5 183	3 153	665 GLASSWARE	664	273	177
744 MECHANICAL HANDLING EQUIP	1 502	2 969	1 844	674 FLAT-ROLLED PLATED IRON	1 899	363	216
745 OTH.NONELEC MCH,TOOL,NES	4 099	12 340	7 493	676 IRON,STL.BAR,SHAPES ETC.	835	100	65
746 BALL OR ROLLER BEARINGS	112	532	332	678 WIRE OF IRON OR STEEL	320	68	40
747 TAPS,COCKS,VALVES,ETC.	212	877	532	679 TUBES,PIPES,ETC.IRON,STL	5 693	627	421
748 TRANSMISSIONS SHAFTS ETC	560	2 188	1 340	686 ZINC	216	65	43
749 NON-ELECT MACH,PARTS,ETC	915	2 299	1 444	691 METALLIC STRUCTURES NES	207	119	72
751 OFFICE MACHINES	130	496	304	692 CONTAINERS,STORAGE,TRNSP	540	219	132
752 AUTOMATC.DATA PROC.EQUIP	28	542	336	694 NAILS,SCREWS,NUTS,ETC.	14	64	39
759 PARTS,FOR OFFICE MACHINS	12	222	135	695 TOOLS	894	1 363	866
761 TELEVISION RECEIVERS ETC	53	95	62	696 HOUSEHOLD EQUIPMENT,NES	69	62	37
762 RADIO-BROADCAST RECEIVER	10	149	93	699 MANUFACTS.BASE METAL,NES	87	266	169
764 TELECOMM.EQUIP,PARTS NES	93	2 638	1 663	713 INTRNL COMBUS PSTN ENGIN	139	1 685	1 012
771 ELECT POWER MACHNRY,PARTS	150	246	152	716 ROTATING ELECTRIC PLANT	121	304	191
772 ELEC.SWITCH,RELAY,CIRCUIT	345	1 882	1 155	721 AGRIC.MACHINES,EX.TRACTR	257	409	247
773 ELECTR.DISTRIB. EQUIPT NES	490	1 681	1 018	722 TRACTORS	2 528	4 042	2 402
774 ELECTRO-MEDCL,XRAY EQUIP	126	1 192	728	723 CIVIL ENGINEERING EQUIPT	1 002	1 639	1 024
775 DDM.ELEC,NON-ELEC.EQUIPT	180	504	312	724 TEXTILE,LEATHER MACHINES	197	824	491
778 ELECTRIC.MACH,APPART,NES	2 768	2 939	1 818	726 PRINTNG,BOOKBINDNG MACHS	101	573	341
781 PASS.MOTOR VEHCLS,EX.BUS	4 927	17 020	10 557	728 OTH.MACH,PTS,SPCL INDUST	686	1 072	646
782 GOODS,SPCL TRANSPORT VEH	9 579	15 794	10 150	731 METAL REMOVAL WORK TOOLS	25	94	62
783 ROAD MOTOR VEHICLES NES	228	58	37	733 MACH-TOOLS,METAL-WORKING	13	45	30
784 PARTS,TRACTORS,MOTOR VEH	3 830	11 308	6 996				
785 CYCLES,MOTORCYCLES ETC.	26	66	40				
786 TRAILERS,SEMI-TRAILER,ETC	1 466	1 151	732				
791 RAILWAY VEHICLES,EQUIPNT	549	2 155	1 294				
792 AIRCRAFT,ASSOCTD.EQUIPNT	35	2 786	1 711				

GROUP DESCRIPTION	DT = 100 KG	1 000 DM	1 000 \$	GROUP DESCRIPTION	DT = 100 KG	1 000 DM	1 000 \$
735 PARTS,NES,FOR MACH-TOOLS	12	79	51	515 ORGANO-INORGANIC COMPNDS	88	202	119
741 HEATING,COOLING EQUIP,PART	.	.	.	516 OTHER ORGANIC CHEMICALS	117	506	300
742 PUMPS FOR LIQUIDS,PARTS	115	604	377	522 INORGANIC CHEM.ELEMENTS	19 780	1 955	1 234
743 PUMPS NES,CENTRIFUGS ETC	80	580	358	523 METAL.SALTS,INORGAN.ACID	40 982	1 316	799
744 MECHANICAL HANDLING EQUIP	653	260	164	531 SYNTH.COLOURS,LAKES,ETC.	445	1 402	889
745 OTH.NONELEC MCH,TOOL,NES	197	927	566	532 DYEING,TANNING MATERIALS		380	46
746 BALL OR ROLLER BEARINGS	8	87	55	533 PIGMENTS, PAINTS, ETC.		498	251
747 TAPS,COCKS,VALVES,ETC.	51	266	171	541 MEDICINES,ETC.EXC.GRPS42		244	1 163
748 TRANSMISSIONS SHAFTS ETC	87	371	227	542 MEDICAMENTS	1 388	5 151	3 139
749 NON-ELECT MACH,PARTS,ETC	52	367	227	551 ESSNTL.OIL,PERFUME,FLAVR		64	106
751 OFFICE MACHINES	15	103	64	554 SOAP,CLEANERS,POLISH,ETC		588	321
752 AUTOMATC.DATA PROC.EQUIP	3	174	110	571 POLYMERS OF ETHYLENE		1 446	321
759 PARTS,FOR OFFICE MACHINES	2	79	48	573 POLYMERS,VINYL CHLORIDE		1 010	220
761 TELEVISION RECEIVERS ETC	4	157	97	574 POLYACETAL,POLYCARBONATE		1 175	285
763 SOUND RECORDER,PHONOGRPH	4	219	130	575 OTH.PLASTIC.PRIMARY FORM	1 371	568	346
764 TELECOMM.EQUIP,PARTS NES	7	351	219	581 PLASTIC TUBE,PIPE,HOSE		897	452
771 ELECT POWER MACHNY.PARTS	24	60	36	582 PLASTIC PLATE,SHEETS,ETC		412	403
772 ELEC.SWITCH.RELAY.CIRCUIT	394	2 060	1 246	591 INSECTICIDES, ETC.	9 553	10 284	6 526
773 ELECTR.DISTRIB.EQPT NES	1 869	2 459	1 473	592 STARCHES,INULIN,ETC.		440	234
774 ELECTRO-MEDCL.XRAY EQUIP	41	267	158	597 PREPRED ADDITIVES,LIQUIDS		193	82
775 DOM.ELEC,NON-ELEC.EQUIPT	63	109	70	598 MISC.CHEMICAL PRODTS.NES	3 849	1 006	626
778 ELECTRIC.MACH.APART.NES	223	661	405	621 MATERIALS OF RUBBER		47	63
781 PASS.MOTOR VEHCLS.EX.BUS	682	2 003	1 244	625 RUBBER TYRES,TUBES,ETC.	1 411	833	526
782 GOODS,SPCL TRANSPORT VEH	2 081	4 005	2 513	629 ARTICLES OF RUBBER, NES		191	543
784 PARTS,TRACTORS,MOTOR VEH	9 480	5 676	3 458	635 WOOD MANUFACTURES, NES		162	68
786 TRAILERS,SEMI-TRAILR,ETC	133	142	88	641 PAPER AND PAPERBOARD	4 953	1 236	761
791 RAILWAY VEHICLES.EQUIPNT	2 968	16 086	9 537	642 PAPER,PAPERBOARD,CUT ETC		279	340
812 PLUMBING,SANITRY,EQPT.ETC	16	52	33	651 TEXTILE YARN		76	78
821 FURNITURE,CUSHIONS,ETC.	266	153	93	652 COTTON FABRICS, MOVEN		85	151
844 WOMEN,GIRLS CLOTHING.KNIT	7	94	56	655 KNIT.CROCHET.FABRIC NES		101	167
845 OTHR.TEXTILE APART,NES	20	225	132	657 SPECIAL YARN,TXTL.FABRIC	4 830	5 561	3 398
848 CLOTHING,NONTXTL;HEADGEAR	6	62	38	658 TEXTILE ARTICLES NES		236	240
871 OPTICAL INSTRUMENTS,NES	4	167	102	662 CLAY,REFRCT.CONSTR.MATRL	6 184	818	516
872 MEDICAL INSTRUMENTS NES	503	588	369	663 MINERAL MANUFACTURES,NES		266	484
874 MEASURE,CONTROL INSTRMNT	48	680	413	664 GLASS	2 402	144	97
882 PHOTO.CINEMATOGRPH.SUPPL	54	311	187	665 GLASSWARE		10	52
892 PRINTED MATTER	54	180	110	671 PIG IRON,SPIEGELSTEIN,ETC	3 060	298	178
893 ARTICLES,NES,OF PLASTICS	103	319	205	673 FLAT-ROLLED IRON ETC.	213 272	15 188	9 603
895 OFFICE,STATIONERY SUPPLS	109	290	186	674 FLAT-ROLLED PLATED IRON	3 720	862	546
899 MISC MANUFCTRD GOODS NES	16	49	32	675 FLAT-ROLLED, ALLOY STEEL		81	64
				676 IRON,STL.BAR,SHAPES ETC.	21 331	1 468	876
				678 WIRE OF IRON OR STEEL	1 589	254	159
				679 TUBES,PIPES,ETC.IRON,STL	11 019	1 964	1 211
				682 COPPER		135	108
				684 ALUMINIUM		296	190
				685 LEAD		593	86
				687 TIN		50	59
				691 METALLIC STRUCTURES NES		805	176
				692 CONTAINERS,STORAGE,TRNSP		987	1 351
				693 WIRE PRODUCTS EXCL.ELECT		674	303

7 IMPORTS AND EXPORTS (SPECIAL TRADE) BY COUNTRIES OF PRODUCTION AND CONSUMPTION AND BY GROUPS OF THE SITC-REV. III 1990

GROUP DESCRIPTION	DT = 100 KG	1 000 DM	1 000 \$	GROUP DESCRIPTION	DT = 100 KG	1 000 DM	1 000 \$
844 WOMEN, GIRLS CLOTHNG, KNIT	5	71	42	421 FIXED VEG. FAT, OILS, SOFT	22 848	3 020	1 800
845 OTHR. TEXTILE APPAREL, NES	18	80	47	511 HYDROCARBONS, NES, DERIVTS	300	137	90
848 CLOTHNG, NONTXTL; HEADGEAR	27	118	75	513 CARBOXYLIC ACIDS, DERIVTS	508	102	65
851 FOOTWEAR	161	242	144	514 NITROGEN-FUNCT. COMPOUNDS	602	601	359
871 OPTICAL INSTRUMENTS, NES	4	146	91	515 ORGANO-INORGANIC COMPNDS	309	262	163
872 MEDICAL INSTRUMENTS, NES	249	2 380	1 437	522 INORGANIC CHEM. ELEMENTS	6 767	418	255
873 METERS, COUNTERS, NES	50	772	480	523 METAL. SALTS, INORGAN. ACID	2 860	210	126
874 MEASURE, CONTROL INSTRMNT	89	1 999	1 249	531 SYNTH. COLOURS, LAKES, ETC.	361	1 495	905
881 PHOTOGRAPH APPAR. ETC, NES	4	126	77	533 PIGMENTS, PAINTS, ETC.	125	259	159
882 PHOTO. CINEMATOGRPH. SUPPL	96	238	145	541 MEDICINES, ETC. EXC. GRP542	20	105	66
891 ARMS AND AMMUNITION	34	379	240	542 MEDICAMENTS	286	1 586	998
892 PRINTED MATTER	478	515	312	551 ESSNTL. OIL, PERFUME, FLAVR	41	186	117
893 ARTICLES, NES, OF PLASTICS	182	285	177	554 SOAP, CLEANERS, POLISH, ETC	1 508	370	221
895 OFFICE, STATIONERY SUPPLS	198	194	122	573 POLYMERS, VINYL CHLORIDE	500	110	67
896 WORKS OF ART, ANTIQUE ETC	10	74	45	574 POLYACETAL, POLYCARBONATE	1 026	291	174
897 GOLD, SILVERWARE, JEWEL NES	2	99	58	575 OTH. PLASTIC, PRIMARY FORM	2 329	531	317
898 MUSICAL INSTRUMENTS, ETC.	28	150	94	581 PLASTIC TUBE, PIPE, HOSE	1 369	678	442
899 MISC MANUFCTRD GOODS NES	25	52	31	591 INSECTICIDES, ETC.	693	760	474
SEYCHELLES				597 PREPRD ADDITIVES, LIQUIDS	274	146	95
IMPORTS	229	215	131	598 MISC. CHEMICAL PRDCTS, NES	403	252	155
034 FISH, FRESH, CHILLED, FROZN	137	163	101	621 MATERIALS OF RUBBER	33	78	47
EXPORTS	4 098	6 532	4 063	625 RUBBER TYRES, TUBES, ETC.	74	60	38
098 EDIBLE PROD. PREPRTNS, NES	148	106	66	641 PAPER AND PAPERBOARD	686	403	241
335 RESIDUAL PETROL. PRODUCTS	570	83	51	642 PAPER, PAPERBOARD, CUT ETC	452	83	48
541 MEDICINES, ETC. EXC. GRP542	8	104	65	651 TEXTILE YARN	89	231	141
542 MEDICAMENTS	19	155	94	658 TEXTILE ARTICLES NES	8	87	57
551 ESSNTL. OIL, PERFUME, FLAVR	34	73	45	661 LIME, CEMENT, CONSTR. MATRL	152 363	1 296	814
573 POLYMERS, VINYL CHLORIDE	875	281	174	673 FLAT-ROLLED IRON ETC.	20 270	1 403	908
598 MISC. CHEMICAL PRDCTS, NES	99	69	41	674 FLAT-ROLLED PLATED IRON	2 868	290	181
662 CLAY, REFRCT. CONSTR. MATRL	144	49	33	675 FLAT-ROLLED, ALLOY STEEL	780	295	188
665 GLASSWARE	183	80	52	676 IRON, STL. BAR, SHAPES ETC.	734	74	45
684 ALUMINIUM	8	69	42	679 TUBES, PIPES, ETC. IRON, STL	17 926	1 732	1 137
697 HOUSEHOLD EQUIPMENT, NES	11	61	38	684 ALUMINIUM	188	102	60
713 INTRNL COMBUS PSTN ENGIN	29	171	108	693 WIRE PRODUCTS EXCL. ELECT	13	138	82
714 ENGINES, MOTORS NON-ELECT	2	652	387	694 NAILS, SCREWS, NUTS, ETC.	718	200	132
723 CIVIL ENGINEERING EQUIPT	220	217	128	695 TOOLS	186	773	492
725 PAPER, PULP MILL MACHINES	47	230	155	699 MANUFACTS. BASE METAL, NES	526	277	164
727 FOOD-PROCESS. MCH. NON DOM	116	568	357	712 STEAM TURBINES	108	1 255	747
728 OTH. MACH. PTS, SPCL INDUST	82	376	244	713 INTRNL COMBUS PSTN ENGIN	694	1 552	931
741 HEATING, COOLNG EQUIP, PART	.	.	82	716 ROTATING ELECTRIC PLANT	53	155	100
743 PUMPS NES, CENTRIFUGS ETC	12	122	83	721 AGRIC. MACHINES, EX. TRACTR	73	277	167
744 MECHANICAL HANDLING EQUIP	38	106	73	723 CIVIL ENGINEERING EQUIPT	540	930	554
745 OTH. NONELEC MCH, TOOL, NES	26	178	110	724 TEXTILE, LEATHER MACHINES	153	1 046	644
764 TELECOMM. EQUIP. PARTS NES	8	285	171	726 PRINTNG, BOOKBINDNG MACHS	128	501	299
772 ELEC. SWITCH, RELAY, CIRCUIT	21	98	63	728 OTH. MACH. PTS, SPCL INDUST	258	542	329
774 ELECTRO-MEDCL, XRAY EQUIP	2	50	31	731 METAL REMOVAL WORK TOOLS	77	156	100
782 GOODS, SPCL TRANSPORT VEH	107	319	191	733 MACH-TOOLS, METAL-WORKING	72	176	110
784 PARTS, TRACTORS, MOTOR VEH	16	118	69	737 METALWORKING MACHNRY NES	35	341	203
821 FURNITURE, CUSHIONS, ETC.	38	121	75	741 HEATING, COOLNG EQUIP, PART	.	.	.
872 MEDICAL INSTRUMENTS NES	32	176	110	742 PUMPS FOR LIQUIDS, PARTS	63	349	222
884 OPTICAL GOODS NES	.	71	46	743 PUMPS NES, CENTRIFUGS ETC	53	387	239
893 ARTICLES, NES, OF PLASTICS	87	98	64	744 MECHANICAL HANDLING EQUIP	123	171	108
BRIT IND OC				745 OTH. NONELEC MCH, TOOL, NES	943	4 283	2 525
IMPORTS	35	2	1	746 BALL OR ROLLER BEARINGS	3	69	44
EXPORTS	58	128	78	747 TAPS, COCKS, VALVES, ETC.	12	73	45
784 PARTS, TRACTORS, MOTOR VEH	31	60	36	748 TRANSMISSIONS SHAFTS ETC	34	199	125
MOZAMBIQUE				749 NON-ELECT MACH. PARTS, ETC	13	81	48
IMPORTS	115 576	11 020	6 969	751 OFFICE MACHINES	5	53	34
036 CRUSTACEANS, MOLLUSCS ETC	1 157	1 192	712	752 AUTOMATC. DATA PROC. EQUIP	8	196	124
057 FRUIT, NUTS EXCL. OIL NUTS	49 746	6 871	4 388	759 PARTS, FOR OFFICE MACHINS	4	48	30
061 SUGARS, MOLASSES, HONEY	48 357	590	397	764 TELECOMM. EQUIP. PARTS NES	103	2 414	1 428
071 COFFEE, COFFEE SUBSTITUTE	167	74	44	771 ELECT POWER MACHNRY, PARTS	7	117	72
074 TEA AND MATE	213	60	37	772 ELEC. SWITCH, RELAY, CIRCUIT	252	571	371
247 WOOD ROUGH, ROUGH SQUARED	7 223	754	472	774 ELECTRO-MEDCL, XRAY EQUIP	134	2 673	1 613
248 WOOD, SIMPLY WORKED	666	76	45	778 ELECTRIC. MACH. APPART. NES	118	1 376	859
263 COTTON	1 729	124	79	781 PASS. MOTOR VEHCLS. EX. BUS	845	2 675	1 668
282 FERROUS WASTE AND SCRAP	4 510	755	471	782 GOODS, SPCL TRANSPORT VEH	3 403	6 960	4 226
288 NON-FERROUS WASTE, SCRAP	177	55	32	783 ROAD MOTOR VEHICLES NES	462	943	575
657 SPECIAL YARN, TXTL. FABRIC	601	76	46	784 PARTS, TRACTORS, MOTOR VEH	1 623	6 898	4 257
667 PEARLS, PRECIOUS STONES	.	.	.	786 TRAILERS, SEMI-TRAILR, ETC	87	57	36
841 MEN'S, BOYS CLOTHNG, K-KNIT	21	61	39	813 LIGHTNG FIXTURES ETC, NES	17	177	107
845 OTHR. TEXTILE APPAREL, NES	46	119	79	821 FURNITURE, CUSHIONS, ETC.	112	121	79
EXPORTS	318 560	69 594	42 648	848 CLOTHNG, NONTXTL; HEADGEAR	18	135	85
017 MEAT, OFFL. PRPD, PRSVD, NES	89	68	41	872 MEDICAL INSTRUMENTS NES	68	563	348
022 MILK AND CREAM	7 530	2 113	1 318	874 MEASURE, CONTROL INSTRMNT	66	475	304
046 MEAL, FLOUR OF WHEAT, MSLN	2 701	86	54	881 PHOTOGRAPH APPAR. ETC, NES	5	75	47
054 VEGETABLES	61	70	45	882 PHOTO. CINEMATOGRPH. SUPPL	177	369	244
061 SUGARS, MOLASSES, HONEY	25 923	1 900	1 154	MADAGASCAR			
098 EDIBLE PROD. PREPRTNS, NES	261	150	96	IMPORTS	98 596	55 484	34 369
112 ALCOHOLIC BEVERAGES	816	263	164	001 LIVE ANIMALS	1	75	45
232 SYNTHETIC RUBBER, ETC.	352	63	40	054 VEGETABLES	2 794	141	86
267 OTHER MAN-MADE FIBRES	894	586	372	056 VEGETABLES, PRPD, PRSVD, NES	159	135	80
232 CRUDE VEG. MATERIALS, NES	115	253	160	057 FRUIT, NUTS EXCL. OIL NUTS	1 362	866	550
334 PETROLEUM PRODUCTS	2 322	453	287	071 COFFEE, COFFEE SUBSTITUTE	18 837	3 389	2 085
411 ANIMAL OILS AND FATS	17 196	1 283	753	072 COCOA	4 327	1 237	782
				075 SPICES	8 787	21 971	13 525
				223 OILSEED(OTH. FIX. VEG. OIL)	168	123	75
				248 WOOD, SIMPLY WORKED	681	189	121
				265 VEGETABLE TEXTILE FIBRES	2 647	219	141
				278 OTHER CRUDE MINERALS	27 253	5 817	3 620
				292 CRUDE VEG. MATERIALS, NES	1 447	559	340
				551 ESSNTL. OIL, PERFUME, FLAVR	957	461	292
				651 TEXTILE YARN	4 415	1 003	628
				652 COTTON FABRICS, MOVEN	12 173	8 791	5 419
				657 SPECIAL YARN, TXTL. FABRIC	8 831	1 765	1 102
				658 TEXTILE ARTICLES NES	653	581	347

7 IMPORTS AND EXPORTS (SPECIAL TRADE) BY COUNTRIES OF PRODUCTION AND CONSUMPTION AND BY GROUPS OF THE SITC-REV. III 1990

GROUP DESCRIPTION	DT = 100 KG	1 000 DM	1 000 \$	GROUP DESCRIPTION	DT = 100 KG	1 000 DM	1 000 \$
663 MINERAL MANUFACTURES,NES	3	77	46	851 FOOTWEAR	153	98	59
667 PEARLS,PRECIOUS STONES	.	.	.	872 MEDICAL INSTRUMENTS NES	12	139	84
831 TRUNK,SUIT-CASES,BAG,ETC	209	124	78	874 MEASURE,CONTROL INSTRMNT	20	470	280
845 OTHR.TEXTILE APPAREL,NES	275	905	586	881 PHOTOGRAPH APPAR.ETC,NES	10	67	37
				882 PHOTO.CINEMATOGRPH.SUPPL	203	158	99
EXPORTS	78 398	51 624	32 137	892 PRINTED MATTER	24	88	56
022 MILK AND CREAM	2 700	790	487	893 ARTICLES,NES,OF PLASTICS	1 195	342	211
048 CEREAL PREPARATIONS	960	73	46	895 OFFICE,STATIONERY SUPPLS	201	414	260
054 VEGETABLES	133	219	132	898 MUSICAL INSTRUMENTS,ETC.		47	30
061 SUGARS,MOLASSES,HONEY	1 502	112	70				
266 SYNTHETIC FIBRES	703	306	186	REUNION			
278 OTHER CRUDE MINERALS	173	61	38	IMPORTS	17 721	3 469	2 185
292 CRUDE VEG.MATERIALS, NES	83	230	137				
511 HYDROCARBONS,NES,DERIVTS	1 205	159	97	061 SUGARS,MOLASSES,HONEY	3 382	660	427
512 ALCOHOL,PHENOL,ETC.DERIV	565	98	58	075 SPICES	30	117	68
514 NITROGEN-FUNCT.COMPOUNDS	68	157	100	112 ALCOHOLIC BEVERAGES	13 660	2 114	1 336
516 OTHER ORGANIC CHEMICALS	40	76	46	759 PARTS,FOR OFFICE MACHINS	264	329	197
522 INORGANIC CHEM.ELEMENTS	9 235	677	419				
523 METAL.SALTS,INORGAN.ACID	16 275	674	427	EXPORTS	79 311	70 445	43 700
531 SYNTH.COLOURS,LAKES,ETC.	582	1 958	1 187				
532 DYEING,TANNING MATERIALS	900	286	175	001 LIVE ANIMALS	362	236	146
533 PIGMENTS, PAINTS, ETC.	994	698	423	048 CEREAL PREPARATIONS	222	113	69
541 MEDICINES,ETC.EXC.GRP542	198	788	505	054 VEGETABLES	76	115	69
542 MEDICAMENTS	107	287	182	059 FRUIT, VEGETABLE JUICES	983	75	46
551 ESSNTL.OIL,PERFUME,FLAVR	285	276	173	062 SUGAR CONFECTIONERY	126	60	38
553 PERFUMERY,COSMETICS,ETC.	114	80	51	091 MARGARINE AND SHORTENING	447	82	51
554 SOAP,CLEANERS,POLISH,ETC	783	374	231	098 EDIBLE PROD.PREPRTS,NES	1 020	668	417
571 POLYMERS OF ETHYLENE	1 750	291	179	111 NON-ALCOHOL.BEVERAGE,NES	480	47	30
574 POLYACETAL,POLYCARBONATE	1 690	512	309	122 TOBACCO, MANUFACTURED	195	377	235
575 OTH.PLASTIC,PRIMARY FORM	3 481	1 313	797	278 OTHER CRUDE MINERALS	13 131	353	214
582 PLASTIC PLATE,SHEETS,ETC	689	168	107	292 CRUDE VEG.MATERIALS, NES	25	83	49
591 INSECTICIDES, ETC.	407	586	358	322 BRIQUETTES,LIGNITE,PEAT	3 466	77	48
592 STARCHES,INULIN,ETC.	791	185	117	513 CARBOXYLIC ACIDS,DERIVTS	856	259	167
597 PREPRD ADDITIVES,LIQUIDS	202	133	80	516 OTHER ORGANIC CHEMICALS	68	89	55
598 MISC.CHEMICAL PRODTS,NES	1 824	1 275	775	522 INORGANIC CHEM.ELEMENTS	228	69	44
612 MANUFACT.LEATHER ETC,NES	5	73	44	531 SYNTH.COLOURS,LAKES,ETC.	50	213	132
621 MATERIALS OF RUBBER	20	199	117	533 PIGMENTS, PAINTS, ETC.	278	230	139
625 RUBBER TYRES,TUBES,ETC.	294	117	73	554 SOAP,CLEANERS,POLISH,ETC	290	143	91
629 ARTICLES OF RUBBER, NES	86	274	169	562 FERTILIZER,EXCEPT GRP272	573	112	72
641 PAPER AND PAPERBOARD	312	99	62	571 POLYMERS OF ETHYLENE	4 425	726	445
642 PAPER,PAPERBOARD,CUT ETC	415	448	284	574 POLYACETAL,POLYCARBONATE	1 127	273	171
651 TEXTILE YARN	745	386	249	575 OTH.PLASTIC,PRIMARY FORM	1 871	570	341
653 FABRICS,MAN-MADE FIBRES	352	227	145	581 PLASTIC TUBE,PIPE,HOSE	66	80	51
655 KNIT.CROCHET,FABRIC NES	393	111	69	582 PLASTIC PLATE,SHEETS,ETC	554	308	198
657 SPECIAL YARN,TXTL.FABRIC	50	100	61	591 INSECTICIDES, ETC.	732	482	301
663 MINERAL MANUFACTURES,NES	291	467	290	592 STARCHES,INULIN,ETC.	573	453	276
664 GLASS	288	97	60	598 MISC.CHEMICAL PRODTS,NES	1 383	444	276
665 GLASSWARE	104	82	51	621 MATERIALS OF RUBBER	48	64	40
667 PEARLS,PRECIOUS STONES	.	.	.	625 RUBBER TYRES,TUBES,ETC.	276	209	130
671 PIG IRON,SPIEGELEISN,ETC	630	142	88	629 ARTICLES OF RUBBER, NES	24	150	91
673 FLAT-ROLLED IRON ETC.	255	64	41	635 WOOD MANUFACTURES, NES	837	419	250
674 FLAT-ROLLED PLATED IRON	3 510	1 095	673	641 PAPER AND PAPERBOARD	3 908	1 024	619
675 FLAT-ROLLED, ALLOY STEEL	337	112	73	642 PAPER,PAPERBOARD,CUT ETC	3 611	2 345	1 459
676 IRON,STL.BAR,SHAPES ETC.	1 179	151	91	652 COTTON FABRICS, NOVEN	149	279	172
679 TUBES,PIPES,ETC.IRON,STL	240	77	51	653 FABRICS,MAN-MADE FIBRES	203	636	381
684 ALUMINIUM	208	332	206	655 KNIT.CROCHET.FABRIC NES	32	58	39
691 METALLIC STRUCTURES NES	34	58	38	659 FLOOR COVERINGS, ETC.	75	87	51
695 TOOLS	239	395	246	662 CLAY,REFRCT.CONSTR.MATRL	4 214	364	226
699 MANUFACTS.BASE METAL,NES	562	486	297	663 MINERAL MANUFACTURES,NES	184	77	46
712 STEAM TURBINES	1	133	87	664 GLASS	656	137	80
713 INTRNL COMBUS PSTN ENGIN	448	1 515	938	666 POTTERY	76	54	33
716 ROTATING ELECTRIC PLANT	49	164	101	683 NICKEL	3	76	46
721 AGRIC.MACHINES,EX.TRACTR	194	832	497	684 ALUMINIUM	217	295	178
722 TRACTORS	798	1 188	730	691 METALLIC STRUCTURES NES	832	130	77
723 CIVIL ENGINEERING EQUIPT	900	1 044	668	695 TOOLS	74	184	106
724 TEXTILE,LEATHER MACHINES	433	3 592	2 205	697 HOUSEHOLD EQUIPMENT,NES	266	168	103
725 PAPER,PULP MILL MACHINES	5	56	33	699 MANUFACTS.BASE METAL,NES	375	523	325
726 PRINTNG,BOOKBINDNG MACHS	102	256	466	713 INTRNL COMBUS PSTN ENGIN	71	324	203
727 FOOD-PROCESS.MCH.NON DOM	33	735	161	721 AGRIC.MACHINES,EX.TRACTR	60	83	52
728 OTH.MACH.PTS,SPCL INDUST	190	447	274	723 CIVIL ENGINEERING EQUIPT	5 833	5 797	3 569
731 METAL REMOVAL WORK TDOLS	94	321	198	724 TEXTILE,LEATHER MACHINES	38	134	81
733 MACH-TDOLS,METAL-WORKING	438	2 532	1 697	725 PAPER,PULP MILL MACHINES	132	367	237
735 PARTS,NES,FOR MACH-TDOLS	15	116	71	726 PRINTNG,BOOKBINDNG MACHS	943	4 904	3 040
737 METALWORKING MACHNRY NES	102	134	88	727 FOOD-PROCESS.MCH.NON DOM	30	167	104
741 HEATNG,COOLNG EQUIP,PART	.	.	.	728 OTH.MACH,PTS,SPCL INDUST	509	1 897	1 252
742 PUMPS FOR LIQUIDS,PARTS	35	316	194	731 METAL REMOVAL WORK TDOLS	9	66	44
743 PUMPS NES,CENTRIFUGS ETC	143	462	289	741 HEATNG,COOLNG EQUIP,PART	.	.	.
744 MECHANICAL HANDLING EQUIP	241	162	99	742 PUMPS FOR LIQUIDS,PARTS	3	61	36
745 OTH.NONELEC MCH,TOOL,NES	1 012	1 055	644	743 PUMPS NES,CENTRIFUGS ETC	127	387	233
746 BALL OR ROLLER BEARINGS	70	352	223	744 MECHANICAL HANDLING EQUIP	1 629	1 673	1 043
747 TAPS,COCKS,VALVES,ETC.	64	240	143	745 OTH.NONELEC MCH,TOOL,NES	334	3 049	1 964
748 TRANSMISSIONS SHAFTS ETC	144	673	414	747 TAPS,COCKS,VALVES,ETC.	14	73	45
749 NON-ELECT MACH.PARTS,ETC	60	450	278	748 TRANSMISSIONS SHAFTS ETC	10	76	46
751 OFFICE MACHINES	34	179	110	749 NON-ELECT MACH.PARTS,ETC	21	151	91
752 AUTOMATC.DATA PROC.EQUIP	7	124	80	751 OFFICE MACHINES	46	214	132
761 TELEVISION RECEIVERS ETC	8	59	35	759 PARTS,FOR OFFICE MACHINS	9	88	55
764 TELECOMM.EQUIP.PARTS NES	6	328	201	761 TELEVISION RECEIVERS ETC	164	548	332
772 ELEC.SWITCH.RELAY.CIRCUT	136	210	132	762 RADIO-BROADCAST RECEIVER	56	179	110
773 ELECTR.DISTRIBT.EQPT NES	168	145	95	764 TELECOMM.EQUIP.PARTS NES	34	103	65
778 ELECTRIC.MACH.APPART,NES	575	1 088	680	772 ELEC.SWITCH.RELAY.CIRCUT	7	110	57
781 PASS.MOTOR VEHCLS.EX.BUS	1 225	1 941	1 199	774 ELECTRO-MEDCL,XRAY EQUIP	73	157	105
782 GOODS,SPCL TRANSPORT VEH	3 015	3 814	2 431	775 DOM.ELEC,NON-ELEC.EQUIPT	123	265	162
783 ROAD MOTOR VEHICLES NES	287	113	73	776 TRANSISTORS,VALVES,ETC.		58	35
784 PARTS,TRACTORS,MOTOR VEH	1 776	4 128	2 586	778 ELECTRIC.MACH.APPART,NES	843	1 615	995
785 CYCLES,MOTORCYCLES ETC.	46	64	39	781 PASS.MOTOR VEHCLS.EX.BUS	10 676	22 674	14 056
786 TRAILERS,SEMI-TRAILR,ETC	258	208	140	782 GOODS,SPCL TRANSPORT VEH	1 249	1 966	1 224
813 LIGHTNG FIXTURES ETC,NES	85	49	34	784 PARTS,TRACTORS,MOTOR VEH	733	2 317	1 426
848 CLOTHNG,NONTXTL;HEADGEAR	9	123	79	791 RAILWAY VEHICLES.EQUIPNT	402	444	287

7 IMPORTS AND EXPORTS (SPECIAL TRADE) BY COUNTRIES OF PRODUCTION AND CONSUMPTION AND BY GROUPS OF THE SITC-REV. III 1990

GROUP DESCRIPTION	DT = 100 KG	1 000 DM	1 000 \$	GROUP DESCRIPTION	DT = 100 KG	1 000 DM	1 000 \$
813 LIGHTING FIXTURES ETC.NES	53	161	97	598 MISC.CHEMICAL PROODTS.NES	3 884	1 743	1 089
821 FURNITURE,CUSHIONS,ETC.	734	447	275	629 ARTICLES OF RUBBER, NES	22	88	54
831 TRUNK, SUIT-CASES,BAG,ETC	7	66	40	641 PAPER AND PAPERBOARD	1 702	572	351
842 WOMEN,GIRL CLOTHING,XKNIT		119	75	642 PAPER,PAPERBOARD,CUT ETC	599	206	135
851 FOOTWEAR	115	438	270	651 TEXTILE YARN	295	720	428
871 OPTICAL INSTRUMENTS,NES	2	126	77	652 COTTON FABRICS, WOVEN	1 333	3 945	2 423
872 MEDICAL INSTRUMENTS NES	5	107	66	653 FABRICS,MAN-MADE FIBRES	723	2 640	1 652
874 MEASURE,CONTROL INSTRMNT	19	154	96	654 OTH.TEXTILE FABRIC,WOVEN	1 154	11 927	7 409
881 PHOTOGRAPH APPAR.ETC.NES	74	317	197	655 KNIT.CROCHET.FABRIC NES	1 487	5 216	3 206
882 PHOTO.CINEMATOGRPH.SUPPL	517	892	555	656 TULLE,LACE,EMBROIDRY.ETC	492	1 864	1 156
893 ARTICLES,NES,OF PLASTICS	847	952	594	657 SPECIAL YARN,TXTL.FABRIC	730	983	620
894 BABY CARRIAGE, TOYS,GAMES	166	316	201	659 FLOOR COVERINGS, ETC.	97	56	34
895 OFFICE,STATIONERY SUPPLS	86	291	176	662 CLAY,REFRCT.CONSTR.MATRL	1 708	353	209
897 GOLD,SILVERWARE,JEWL NES		132	82	663 MINERAL MANUFACTURES,NES	382	168	102
898 MUSICAL INSTRUMENTS,ETC.	151	406	257	664 GLASS	280	151	93
899 MISC MANUFCTRD GOODS NES	532	554	335	665 GLASSWARE	300	267	162
				666 POTTERY	5	68	41
MAURITIUS				674 FLAT-ROLLED PLATED IRON	251	54	30
IMPORTS	307 015	193 652	121 034	679 TUBES,PIPES,ETC.IRON,STL	1 359	175	103
034 FISH,FRESH,CHILLED,FROZN	832	431	262	684 ALUMINIUM	768	549	352
035 FISH,DRIED,SALTED,SMOKED	22	50	32	691 METALLIC STRUCTURES NES	404	313	191
037 FISH ETC.PREPD,PRSDV,NES	925	444	283	692 CONTAINERS,STORAGE,TRNSP	421	575	352
057 FRUIT,NUTS EXCL OIL NUTS	348	231	154	695 NAILS,SCREWS,NUTS,ETC.	145	75	45
058 FRUIT,PRESERVED,PREPARED	1 605	426	269	696 CUTLERY	283	649	397
061 SUGARS,MOLASSES,HONEY	255 874	6 418	4 149	697 HOUSEHOLD EQUIPMENT,NES	19	184	122
074 TEA AND MATE	1 382	414	249	699 MANUFACTS.BASE METAL,NES	188	281	183
288 NON-FERROUS WASTE,SCRAP	476	58	34	711 STEAM GENER.BOILERS,ETC.	508	1 209	745
289 PREC.METAL DRES,CONCRTS	4	187	118	712 STEAM TURBINES	111	129	85
292 CRUDE VEG.MATERIALS, NES	175	478	299	713 INTRNL COMBUS PSTN ENGIN	293	1 510	911
551 ESSNTL.OIL,PERFUME,FLAVR	7	145	716	716 ROTATING ELECTRIC PLANT	291	2 262	1 454
575 OTH.PLASTIC,PRIMARY FORM	7 002	2 389	1 469	718 OTH.PDMR,GENRTNG.MACHNRY	382	1 489	893
635 WOOD MANUFACTURES, NES	9	101	64	721 AGRIC.MACHINES,EX.TRACTR	11	92	53
651 TEXTILE YARN	265	141	83	722 TRACTORS	260	218	137
652 COTTON FABRICS, WOVEN	384	578	346	723 CIVIL ENGINEERING EQUIPT	501	681	406
658 TEXTILE ARTICLES NES	44	79	49	724 TEXTILE,LEATHER MACHINES	1 123	1 228	742
699 MANUFACTS.BASE METAL,NES	20	488	301	725 PAPER,PULP MILL MACHINES	1 763	10 831	6 836
763 SOUND RECORDER,PHONOGRPH	82	327	208	726 PRINTNG,BDCKBINDNG MACHS	154	162	103
776 TRANSISTORS, VALVES,ETC.	25	195	128	728 OTH.MACH,PTS,SPCL INDUST	347	1 710	1 024
778 ELECTRIC.MACH.APPART.NES	183	989	609	731 METAL REMOVAL WORK TOOLS	1 268	3 766	2 357
831 TRUNK, SUIT-CASES,BAG,ETC	77	180	116	733 MACH-TOOLS,METAL-WORKING	88	150	90
841 MENS,BOYS CLOTHING,X-KNIT	2 834	25 391	15 815	735 PARTS,NES,FOR MACH-TOOLS	32	115	75
842 WOMEN,GIRL CLOTHING,XKNIT	2 498	8 348	5 227	737 METALWORKING MACHNRY NES	8	72	47
843 MENS,BOYS CLOTHING,KNIT	2 341	6 898	4 322	741 HEATING,COOLNG EQUIP,PART	29	105	60
844 WOMEN,GIRLS CLOTHING.KNIT	2 213	7 540	4 643	742 PUMPS FOR LIQUIDS,PARTS	144	530	323
845 OTHR.TEXTILE APPAREL,NES	26 018	108 374	67 840	743 PUMPS NES,CENTRIFUGS ETC	386	606	376
846 CLOTHING ACCESSRS,FABRIC	230	501	313	744 MECHANICAL HANDLING EQUIP	404	762	465
848 CLOTHING,NONTXTL;HEADGEAR	285	2 986	1 982	745 OTH.NONELEC MCH,TOOL,NES	270	1 797	1 116
882 PHOTO.CINEMATOGRPH.SUPPL	25	226	142	746 BALL OR ROLLER BEARINGS	27	76	49
884 OPTICAL GOODS NES	48	689	422	747 TAPS,COCKS,VALVES,ETC.	97	249	154
885 WATCHES AND CLOCKS	94	10 227	6 292	748 TRANSMISSIONS SHAFTS ETC	474	974	575
894 BABY CARRIAGE, TOYS,GAMES	305	1 559	982	749 NON-ELECT MACH.PARTS,ETC	350	1 576	1 038
897 GOLD,SILVERWARE,JEWL NES	12	3 530	2 210	751 OFFICE MACHINES	42	104	64
899 MISC MANUFCTRD GOODS NES	47	1 272	793	752 AUTOMATC.DATA PROC.EQUIP	6	252	155
971 GOLD,NONMONTRY EXCL ORES		189	120	764 TELECOMM.EQUIP.PARTS NES	38	869	547
				772 ELEC.SWITCH.RELAY.CIRCUIT	23	257	159
EXPORTS	98 769	121 725	75 543	774 ELECTRO-MEDCL,XRAY EQUIP	65	2 205	1 450
022 MILK AND CREAM	1 412	300	179	775 DOM.ELEC,NON-ELEC.EQUIPT	153	500	313
054 VEGETABLES	152	135	83	776 TRANSISTORS,VALVES,ETC.	11	81	49
081 ANIMAL FEED STUFF	234	80	51	778 ELECTRIC.MACH.APPART.NES	709	1 543	943
091 MARGARINE AND SHORTENING	8 187	1 074	664	781 PASS.MOTOR VEHCLS.EX.BUS	1 490	4 021	2 506
098 EDIBLE PROD.PREPRNTS,NES	357	350	231	782 GOODS,SPCL TRANSPORT VEH	125	455	269
268 WOOL, OTHER ANIMAL HAIR	38	57	36	784 PARTS,TRACTORS,MOTOR VEH	359	794	488
269 WORN CLOTHING,TEXTL.ARTL	26	66	43	785 CYCLES,MOTORCYCLES ETC.	27	47	30
292 CRUDE VEG.MATERIALS, NES	45	144	94	786 TRAILERS,SEMI-TRAILR,ETC	50	104	63
334 PETROLEUM PRODUCTS	509	207	122	793 SHIP,BOAT,FLOAT.STRUCTRS	2 067	877	538
335 RESIDUAL PETROL PRODUCTS	552	83	51	821 FURNITURE,CUSHIONS,ETC.	35	169	103
421 FIXED VEG.FAT,OILS,SOFT	1 063	146	88	841 MENS,BOYS CLOTHING,X-KNIT	3	60	40
422 FIXED VEG.FAT,OILS,OTHER	799	105	64	846 CLOTHING ACCESSRS,FABRIC	101	544	399
431 ANIMAL,VEG.FATS,OILS,NES	3 913	530	329	848 CLOTHING,NONTXTL;HEADGEAR	25	106	63
511 HYDROCARBONS,NES,DERIVTS	358	131	80	872 MEDICAL INSTRUMENTS NES	99	571	353
512 ALCOHOL,PHENOL,ETC.DERIV	631	213	129	874 MEASURE,CONTROL INSTRMNT	49	847	521
513 CARBOXYLIC ACIDS,DERIVTS	1 368	467	291	881 PHOTOGRAPH APPAR.ETC.NES	9	51	33
514 NITROGEN-FUNCT.COMPOUNDS	692	632	385	882 PHOTO.CINEMATOGRPH.SUPPL	447	628	393
515 ORGAN-INOORGANIC COMPNDS	86	93	58	884 OPTICAL GOODS NES		85	49
516 OTHER ORGANIC CHEMICALS	95	103	64	885 WATCHES AND CLOCKS	22	3 654	2 236
522 INORGANIC CHEM.ELEMENTS	2 922	479	297	892 PRINTED MATTER	204	413	255
523 METAL.SALTS,INORGAN.ACID	21 255	953	594	893 ARTICLES,NES,OF PLASTICS	367	536	322
524 OTHER CHEMICAL COMPOUNDS	17	48	32	894 BABY CARRIAGE,TOYS,GAMES	188	629	388
531 SYNTH.COLOURS,LAKES,ETC.	2 301	9 447	5 873	895 OFFICE,STATIONERY SUPPLS	179	811	504
532 DYEING,TANNING MATERIALS	104	73	44	897 GOLD,SILVERWARE,JEWL NES	32	7 055	4 380
533 PIGMENTS, PAINTS, ETC.	724	394	245	898 MUSICAL INSTRUMENTS,ETC.	13	81	50
541 MEDICINES,ETC.EXC.GRPS42	32	168	99	899 MISC MANUFCTRD GOODS NES	20	489	296
542 MEDICAMENTS	273	1 545	948	971 GOLD,NONMONTRY EXCL ORES		741	449
551 ESSNTL.OIL,PERFUME,FLAVR	91	615	383				
553 PERFUMERY,COSMETICS,ETC.	99	142	85	COMOROS			
554 SOAP,CLEANERS,POLISH,ETC	2 440	1 155	719	IMPORTS	1 452	6 512	3 967
571 POLYMERS OF ETHYLENE	1 785	363	233	075 SPICES	1 452	6 511	3 966
572 POLYMERS OF STYRENE	440	124	78	EXPORTS	8 868	1 056	643
574 POLYACETAL,POLYCARBONATE	288	160	99	011 BOVINE MEAT	8 715	822	500
575 OTH.PLASTIC,PRIMARY FORM	3 520	1 308	809				
581 PLASTIC TUBE,PIPE,HOSE	209	112	69	MAYOTTE			
582 PLASTIC PLATE,SHEETS,ETC	1 363	647	406	EXPORTS	1 982	1 426	853
583 MONOFILAMENT OF PLASTICS	149	133	83				
591 INSECTICIDES, ETC.	514	784	487				
592 STARCHES,INULIN,ETC.	222	153	92				
597 PREPRD ADDTTIVES,LIQUIDS	1 156	353	220				

7 IMPORTS AND EXPORTS (SPECIAL TRADE) BY COUNTRIES OF PRODUCTION AND CONSUMPTION AND BY GROUPS OF THE SITC-REV. III 1990

GROUP DESCRIPTION	DT = 100 KG	1 000 DM	1 000 \$	GROUP DESCRIPTION	DT = 100 KG	1 000 DM	1 000 \$
011 BOVINE MEAT	1 044	142	88	742 PUMPS FOR LIQUIDS, PARTS	170	756	460
721 AGRIC. MACHINES, EX. TRACTR	360	950	562	743 PUMPS NES, CENTRIFUGS ETC	998	4 627	2 783
723 CIVIL ENGINEERING EQUIPT	514	295	180	744 MECHANICAL HANDLING EQUIP	470	1 155	692
ZAMBIA				745 OTH. NONELEC MCH. TOOL, NES	494	5 021	3 008
IMPORTS	67 610	43 325	26 632	746 BALL OR ROLLER BEARINGS	43	190	116
034 FISH, FRESH, CHILLED, FROZEN	2	97	58	747 TAPS, COCKS, VALVES, ETC.	33	134	83
054 VEGETABLES	838	370	229	748 TRANSMISSIONS SHAFTS ETC	66	274	173
057 FRUIT, NUTS EXCL. OIL NUTS	678	213	131	749 NON-ELECT MACH. PARTS, ETC	52	298	187
071 COFFEE, COFFEE SUBSTITUTE	7 203	2 104	1 320	751 OFFICE MACHINES	68	501	310
121 TOBACCO, UNMANUFACTURED	6 561	4 402	2 711	752 AUTOMATC. DATA PROC. EQUIP	14	291	186
288 NON-FERROUS WASTE, SCRAP	366	130	83	759 PARTS, FOR OFFICE MACHINES	19	187	118
292 CRUDE VEG. MATERIALS, NES	178	100	59	764 TELECOMM. EQUIP. PARTS NES	15	699	418
651 TEXTILE YARN	3 355	1 563	978	771 ELECT POWER MACHNY. PARTS	5	74	43
667 PEARLS, PRECIOUS STONES	*	*	*	772 ELEC. SWITCH, RELAY, CIRCUIT	113	1 117	677
682 COPPER	42 101	18 457	11 310	773 ELECTR. DISTRIB. EQPT NES	1	863	512
686 ZINC	753	195	117	774 ELECTRO-MEDCL. XRAY EQUIP	3	53	32
689 MISC. NON-FERR. BASE METAL	2 987	8 580	5 297	776 TRANSISTORS, VALVES, ETC.	9	257	152
695 TOOLS	46	181	108	778 ELECTRIC. MACH. APPART. NES	462	1 905	1 170
743 PUMPS NES, CENTRIFUGS ETC	9	349	206	781 PASS. MOTOR VEHCLS. EX. BUS	1 373	5 197	3 212
841 MENS, BOYS CLOTHING, X-KNIT	1 006	1 537	921	782 GOODS, SPCL. TRANSPORT VEH	4 044	7 505	4 585
EXPORTS	110 097	97 421	59 431	783 ROAD MOTOR VEHICLES NES	2 838	3 486	2 137
061 SUGARS, MOLASSES, HONEY	1 299	92	55	784 PARTS, TRACTORS, MOTOR VEH	1 865	5 158	3 222
112 ALCOHOLIC BEVERAGES	1 420	217	134	786 TRAILERS, SEMI-TRAILER, ETC	691	487	314
232 SYNTHETIC RUBBER, ETC.	167	54	31	792 AIRCRAFT, ASSOC'D. EQUIPNT	2	226	139
266 SYNTHETIC FIBRES	1 060	360	224	821 FURNITURE, CUSHIONS, ETC.	92	84	55
269 WORN CLOTHING, TEXTL. ARTL	219	71	44	846 CLOTHING ACCESSRS, FABRIC	18	122	72
292 CRUDE VEG. MATERIALS, NES	271	859	546	848 CLOTHING, NONTEXTL. HEADGEAR	1	47	30
334 PETROLEUM PRODUCTS	360	58	36	872 MEDICAL INSTRUMENTS NES	282	617	363
335 RESIDUAL PETROL. PRODUCTS	2 192	306	187	874 MEASURE, CONTROL INSTRMNT	24	609	371
421 FIXED VEG. FAT, OILS, SOFT	450	55	33	882 PHOTO. CINEMATOGRPH. SUPPL	77	153	94
431 ANIMAL, VEG. FATS, OILS, NES	857	79	47	891 ARMS AND AMMUNITION	9	68	41
512 ALCOHOL, PHENOL, ETC. DERIV	27	52	31	892 PRINTED MATTER	53	67	41
514 NITROGEN-FUNCT. COMPOUNDS	1 053	598	374	893 ARTICLES, NES, OF PLASTICS	54	109	64
515 ORGANO-INORGANIC COMPNDS	52	127	76	895 OFFICE, STATIONERY SUPPLS	60	182	113
522 INORGANIC CHEM. ELEMENTS	493	100	60	899 MISC. MANUFACTRD GOODS NES	22	271	171
523 METAL. SALTS, INORGAN. ACID	1 426	163	101	941 COMPL. IND. PLANT CHAPT 99	8	95	62
531 SYNTH. COLOURS, LAKES, ETC.	268	945	578	ZIMBABWE			
533 PIGMENTS, PAINTS, ETC.	178	204	121	IMPORTS	1 035 469	325 596	203 708
541 MEDICINES, ETC. EXC. GRP 542	325	1 122	661	054 VEGETABLES	1 598	718	444
542 MEDICAMENTS	161	1 182	753	057 FRUIT, NUTS EXCL. OIL NUTS	32 435	3 835	2 439
551 ESSNTL. OIL, PERFUME, FLAVR	130	212	126	059 FRUIT, VEGETABLE JUICES	1 777	707	461
554 SOAP, CLEANERS, POLISH, ETC	1 219	400	248	071 COFFEE, COFFEE SUBSTITUTE	33 755	9 802	6 272
571 POLYMERS OF ETHYLENE	4 212	1 201	719	074 TEA AND MATE	3 505	1 303	821
573 POLYMERS, VINYL CHLORIDE	923	239	151	121 TOBACCO, UNMANUFACTURED	115 819	57 040	35 999
574 POLYACETAL, POLYCARBONATE	645	133	80	263 COTTON	139 502	36 783	22 714
575 OTH. PLASTIC, PRIMARY FORM	1 478	623	393	278 OTHER CRUDE MINERALS	97 813	7 708	4 777
581 PLASTIC TUBE, PIPE, HOSE	460	239	141	288 NON-FERROUS WASTE, SCRAP	2 547	1 761	1 132
591 INSECTICIDES, ETC.	131	96	57	289 PREC. METAL ORES, CONCRTS	10	5 238	3 206
598 MISC. CHEMICAL PRODS. NES	4 372	1 852	1 121	291 CRUDE ANIMAL MATERIALS, NES	21	131	83
600 CPL. IND. PLANT CHAP 89-76	1	273	179	292 CRUDE VEG. MATERIALS, NES	951	871	537
621 MATERIALS OF RUBBER	68	106	65	ESSNTL. OIL, PERFUME, FLAVR	116	52	31
625 RUBBER TYRES, TUBES, ETC.	70	78	49	651 TEXTILE YARN	19 591	9 190	5 724
629 ARTICLES OF RUBBER, NES	80	194	114	652 COTTON FABRICS, WOVEN	60	52	34
641 PAPER AND PAPERBOARD	407	127	75	658 TEXTILE ARTICLES NES	222	251	150
642 PAPER, PAPERBOARD, CUT ETC	209	111	68	667 PEARLS, PRECIOUS STONES	*	*	*
651 TEXTILE YARN	35	352	217	671 PIG IRON, SPIEGELEISN, ETC	559 663	70 156	43 411
652 COTTON FABRICS, WOVEN	213	151	90	683 NICKEL	21 721	31 288	19 294
653 FABRICS, MAN-MADE FIBRES	188	734	449	687 TIN	853	916	575
654 OTH. TEXTILE FABRIC, WOVEN	56	228	138	724 TEXTILE, LEATHER MACHINES	34	47	30
655 KNIT CROCHET FABRIC NES	61	192	121	728 OTH. MACH. PTS, SPCL. INDUST	601	170	108
656 TULLE, LACE, EMBROIDRY, ETC	30	187	119	841 MENS, BOYS CLOTHING, X-KNIT	1 065	2 150	1 325
657 SPECIAL YARN, TXTL. FABRIC	67	261	157	842 WOMEN, GIRL CLOTHING, X-KNIT	482	2 871	1 784
659 FLOOR COVERINGS, ETC.	139	134	79	843 MENS, BOYS CLOTHING, KNIT	30	206	121
662 CLAY, REFRCT. CONSTR. MATRL	6 829	781	466	844 WOMEN, GIRLS CLOTHING, KNIT	30	69	42
663 MINERAL MANUFACTURES, NES	210	151	93	OTH. TEXTILE APPAREL, NES	265	939	569
665 GLASSWARE	28	127	78	MEASURE, CONTROL INSTRMNT	75	75	51
673 FLAT-ROLLED IRON ETC.	7 838	675	419	894 BABY CARRIAGE, TOYS, GAMES	36	56	36
674 FLAT-ROLLED PLATED IRON	301	72	42	895 WORKS OF ART, ANTIQUE ETC	39	88	55
676 IRON, STL. BAR, SHAPES ETC.	6 700	932	578	971 GOLD, NONMONTRY EXCL. ORES	40	78 713	49 988
678 WIRE OF IRON OR STEEL	279	56	36	EXPORTS	362 187	181 282	112 909
679 TUBES, PIPES, ETC. IRON, STL	22 210	2 884	1 705	054 VEGETABLES	379	488	302
691 METALLIC STRUCTURES NES	526	68	42	072 COCOA	151	53	32
692 CONTAINERS, STORAGE, TRNSP	168	99	59	081 ANIMAL FEED STUFF	2 039	389	243
694 NAILS, SCREWS, NUTS, ETC.	20	65	42	232 SYNTHETIC RUBBER, ETC.	2 062	710	434
695 TOOLS	1 642	4 730	2 874	266 SYNTHETIC FIBRES	1 070	173	103
697 HOUSEHOLD EQUIPMENT, NES	46	89	57	267 OTHER MAN-MADE FIBRES	183	131	88
699 MANUFACTS. BASE METAL, NES	494	389	247	278 OTHER CRUDE MINERALS	1 209	64	40
700 CPL. IND. PLANT (84/85/87)	73	309	198	292 CRUDE VEG. MATERIALS, NES	211	673	424
713 INTRNL. COMBUS. PSTN. ENGIN	162	574	364	334 PETROLEUM PRODUCTS	2 314	521	321
716 ROTATING ELECTRIC PLANT	330	959	602	335 RESIDUAL PETROL. PRODUCTS	1 921	219	134
718 OTH. POWR. GENRTNG. MACHNRY	3	130	115	421 FIXED VEG. FAT, OILS, SOFT	1 500	228	134
721 AGRIC. MACHINES, EX. TRACTR	1 443	2 333	1 384	431 ANIMAL, VEG. FATS, OILS, NES	1 260	216	140
722 TRACTORS	722	1 067	639	511 HYDROCARBONS, NES, DERIVTS	726	246	149
723 CIVIL ENGINEERING EQUIPT	2 383	4 387	2 663	512 ALCOHOL, PHENOL, ETC. DERIV	1 378	431	273
724 TEXTILE, LEATHER MACHINES	1 202	4 911	3 011	513 CARBOXYLIC ACIDS, DERIVTS	1 054	379	227
725 PAPER, PULP MILL MACHINES	99	543	331	514 NITROGEN-FUNCT. COMPOUNDS	686	493	299
726 PRINTNG, BOOKBINDNG MACHS	172	933	571	515 ORGANO-INORGANIC COMPNDS	1 253	3 129	1 963
727 FOOD-PROCESS. MCH. NON DOM	431	1 207	734	516 OTHER ORGANIC CHEMICALS	742	853	528
728 OTH. MACH. PTS, SPCL. INDUST	326	2 025	1 228	522 INORGANIC CHEM. ELEMENTS	9 795	1 765	1 119
731 METAL REMOVAL WORK TOOLS	219	177	112	523 METAL. SALTS, INORGAN. ACID	37 271	3 862	2 458
733 MACH-TOOLS, METAL-WORKING	643	1 293	763	524 OTHER CHEMICAL COMPOUNDS	200	55	33
735 PARTS, NES, FOR MACH-TOOLS	21	536	339	531 SYNTH. COLOURS, LAKES, ETC.	2 266	7 041	4 349
737 METALWORKING MACHNRY NES	18	185	119	532 DYEING, TANNING MATERIALS	4 604	1 622	979
741 HEATING, COOLING EQUIP. PART	*	*	*	533 PIGMENTS, PAINTS, ETC.	5 482	2 231	1 410

7 IMPORTS AND EXPORTS (SPECIAL TRADE) BY COUNTRIES OF PRODUCTION AND CONSUMPTION AND BY GROUPS OF THE SITC-REV. III 1990

GROUP DESCRIPTION	DT = 100 KG	1 000 DM	1 000 \$	GROUP DESCRIPTION	DT = 100 KG	1 000 DM	1 000 \$
541 MEDICINES, ETC. EXC. GRP542	570	2 398	1 478	884 OPTICAL GOODS NES		133	88
542 MEDICAMENTS	189	923	571	885 WATCHES AND CLOCKS	7	88	54
551 ESSNTL. OIL, PERFUME, FLAVR	39	89	54	891 ARMS AND AMMUNITION	53	68	45
554 SOAP, CLEANERS, POLISH, ETC	3 732	1 299	817	892 PRINTED MATTER	70	106	61
562 FERTILIZER, EXCEPT GRP272	143 991	4 151	2 595	893 ARTICLES, NES, OF PLASTICS	166	317	199
571 POLYMERS OF ETHYLENE	3 376	588	391	895 OFFICE, STATIONERY SUPPLS	209	330	204
572 POLYMERS OF STYRENE	1 680	290	182	897 GOLD, SILVERWARE, JEWEL NES		4 665	2 924
573 POLYMERS, VINYL CHLORIDE	11 620	2 059	1 361	898 MUSICAL INSTRUMENTS, ETC.	10	105	64
574 POLYACETAL, POLYCARBONATE	2 159	1 155	700	899 MISC MANUFACTRD GOODS NES	94	556	353
575 OTH. PLASTIC, PRIMARY FORM	4 194	2 868	1 761				
582 PLASTIC PLATE, SHEETS, ETC	2 236	1 569	977	MALAWI			
591 INSECTICIDES, ETC.	959	2 988	1 877				
592 STARCHES, INULIN, ETC.	260	282	166	IMPORTS	153 475	73 574	46 068
597 PREPRD ADDITIVES, LIQUIDS	1 648	586	360				
598 MISC. CHEMICAL PRODS. NES	6 259	2 702	1 674	034 FISH, FRESH, CHILLED, FROZEN	32	290	179
621 MATERIALS OF RUBBER	221	214	129	061 SUGARS, MOLASSES, HONEY	720	85	56
625 RUBBER TYRES, TUBES, ETC.	831	500	315	071 COFFEE, COFFEE SUBSTITUTE	36 549	11 184	6 859
629 ARTICLES OF RUBBER, NES	115	419	256	074 TEA AND MATE	6 072	2 533	1 582
635 WOOD MANUFACTURES, NES	32	82	50	075 SPICES	331	185	112
641 PAPER AND PAPERBOARD	2 896	2 133	1 309	121 TOBACCO, UNMANUFACTURED	107 049	58 515	36 795
642 PAPER, PAPERBOARD, CUT ETC	255	309	187	222 OILSEED (SFT. FIX VEG. OIL)	487	64	38
651 TEXTILE YARN	85	166	101	263 COTTON	650	178	119
652 COTTON FABRICS, WOVEN	69	141	88	292 CRUDE VEG. MATERIALS, NES	282	70	43
653 FABRICS, MAN-MADE FIBRES	596	1 221	747	821 FURNITURE, CUSHIONS, ETC.	1 139	166	101
654 OTH. TEXTILE FABRIC, WOVEN	103	222	136				
655 KNIT, CROCHET, FABRIC NES	92	195	120	EXPORTS	41 166	57 670	35 625
657 SPECIAL YARN, TXTL. FABRIC	408	1 202	758				
662 CLAY, REFRCT. CONSTR. MATRL	16 793	2 982	1 501	022 MILK AND CREAM	1 500	404	265
663 MINERAL MANUFACTURES, NES	1 185	792	500	045 MEAL, FLOUR OF WHEAT, MSLN	2 147	56	38
664 GLASS	1 305	127	77	048 CEREAL PREPARATIONS	960	84	52
665 GLASSWARE	155	224	139	054 VEGETABLES	113	63	42
673 FLAT-ROLLED IRON ETC.	15 929	1 288	836	061 SUGARS, MOLASSES, HONEY	582	57	33
674 FLAT-ROLLED PLATED IRON	522	91	55	394 PETROLEUM PRODUCTS	1 212	110	72
675 FLAT-ROLLED, ALLOY STEEL	5 400	1 183	716	395 RESIDUAL PETROL. PRODUCTS	7 218	941	579
676 IRON, STL. BAR, SHAPES ETC.	2 348	639	386	512 ALCOHOL, PHENOL, ETC. DERIV	179	64	40
678 WIRE OF IRON OR STEEL	204	70	44	523 METAL, SALTS, INORGAN. ACID	357	66	41
679 TUBES, PIPES, ETC. IRON, STL	627	455	277	531 SYNTH. COLOURS, LAKES, ETC.	190	914	573
682 COPPER	185	138	84	541 MEDICINES, ETC. EXC. GRP542	22	59	39
684 ALUMINIUM	782	528	324	542 MEDICAMENTS	55	913	556
692 CONTAINERS, STORAGE, TRNSP	406	217	141	571 POLYMERS OF ETHYLENE	900	158	93
693 WIRE PRODUCTS EXCL. ELECT	168	175	110	573 POLYMERS, VINYL CHLORIDE	2 173	475	290
694 NAILS, SCREWS, NUTS, ETC.	95	134	78	574 POLYACETAL, POLYCARBONATE	211	50	30
695 TOOLS	573	1 899	1 149	575 OTH. PLASTIC, PRIMARY FORM	2 773	438	265
696 CUTLERY	9	74	46	598 MISC. CHEMICAL PRODS. NES	442	209	128
699 MANUFACT. BASE METAL, NES	654	628	385	621 MATERIALS OF RUBBER	39	79	48
712 STEAM TURBINES	41	1 819	1 098	625 RUBBER TYRES, TUBES, ETC.	223	204	129
713 INTRNL COMBUS PSTN ENGIN	764	3 017	1 849	629 ARTICLES OF RUBBER, NES	71	268	165
714 ENGINES, MOTORS NON-ELECT	1	157	95	641 PAPER AND PAPERBOARD	812	435	261
716 ROTATING ELECTRIC PLANT	84	376	230	642 PAPER, PAPERBOARD, CUT ETC	549	321	197
718 OTH. POWR. GENRTNG. MACHNRY	24	92	59	651 TEXTILE YARN	112	57	34
721 AGRIC. MACHINES, EX. TRACTR	5 336	6 794	4 457	655 KNIT, CROCHET, FABRIC NES	267	146	93
722 TRACTORS	6 911	7 077	4 205	657 SPECIAL YARN, TXTL. FABRIC	140	65	40
723 CIVIL ENGINEERING EQUIPT	2 062	3 578	2 186	662 CLAY, REFRCT. CONSTR. MATRL	876	110	65
724 TEXTILE, LEATHER MACHINES	3 041	11 938	7 451	663 MINERAL MANUFACTURES, NES	38	56	34
725 PAPER, PULP MILL MACHINES	392	1 811	1 110	674 FLAT-ROLLED PLATED IRON	236	73	43
726 PRINTNG, BOOKBINDNG MACHS	654	4 455	2 672	684 ALUMINIUM	159	98	58
727 FOOD-PROCESS. MCH. NON DOM	35	132	85	695 TOOLS	150	340	209
728 OTH. MACH. PTS, SPCL INDUST	1 245	6 972	4 469	699 MANUFACT. BASE METAL, NES	164	204	119
731 METAL REMOVAL WORK TOOLS	337	339	200	712 STEAM TURBINES	31	91	54
733 MACH-TOOLS, METAL-WORKING	376	228	140	713 INTRNL COMBUS PSTN ENGIN	176	712	437
735 PARTS, NES, FOP MACH-TOOLS	65	477	288	716 ROTATING ELECTRIC PLANT	70	283	180
737 METALWORKING MACHNRY NES	436	256	152	721 AGRIC. MACHINES, EX. TRACTR	21	63	40
741 HEATING, COOLNG EQUIP, PART				723 CIVIL ENGINEERING EQUIPT	1 307	3 906	2 462
742 PUMPS FOR LIQUIDS, PARTS	927	1 229	737	724 TEXTILE, LEATHER MACHINES	1 127	4 355	2 871
743 PUMPS NES, CENTRIFUGS ETC	472	1 703	1 036	726 PRINTNG, BOOKBINDNG MACHS	5	83	51
744 MECHANICAL HANDLING EQUIP	622	1 119	711	727 FOOD-PROCESS. MCH. NON DOM	9	86	56
745 OTH. NONELEC MCH, TOOL, NES	3 584	9 957	6 399	728 OTH. MACH. PTS, SPCL INDUST	195	1 171	722
746 BALL OR ROLLER BEARINGS	198	891	542	741 HEATING, COOLNG EQUIP, PART			
747 TAPS, COCKS, VALVES, ETC.	41	262	158	743 PUMPS NES, CENTRIFUGS ETC	70	276	172
748 TRANSMISSIONS SHAFTS ETC	779	1 667	1 030	744 MECHANICAL HANDLING EQUIP	270	293	184
749 NON-ELECT MACH. PARTS, ETC	151	760	461	745 OTH. NONELEC MCH, TOOL, NES	24	487	290
751 OFFICE MACHINES	47	397	246	747 TAPS, COCKS, VALVES, ETC.	59	246	148
752 AUTOMATC. DATA PROC. EQUIP	30	805	499	748 TRANSMISSIONS SHAFTS ETC	5	48	32
759 PARTS, FOR OFFICE MACHINS	6	328	200	749 NON-ELECT MACH. PARTS, ETC	40	198	121
761 TELEVISION RECEIVERS ETC	8	65	43	751 OFFICE MACHINES	35	240	153
763 SOUND RECORDER, PHONOGRPH	2	89	56	752 AUTOMATC. DATA PROC. EQUIP	7	160	99
764 TELECOMM. EQUIP. PARTS NES	98	1 760	1 140	762 RADIO-BRDADCAST RECEIVER	9	50	30
771 ELECT POWER MACHNY, PARTS	62	136	79	764 TELECOMM. EQUIP. PARTS NES	18	219	138
772 ELEC. SWITCH, RELAY, CIRCUIT	229	1 866	1 173	772 ELEC. SWITCH, RELAY, CIRCUIT	41	188	116
773 ELECTR DISTRIB. EQPT NES	5 054	2 593	1 720	773 ELECTR DISTRIB. EQPT NES	16	154	98
774 ELECTRO-MEDCL. XRAY EQUIP	21	345	212	775 DOM. ELEC. NON-ELEC. EQUIPT	36	87	53
775 DOM. ELEC. NON-ELEC. EQUIPT	46	91	55	776 TRANSISTORS, VALVES, ETC.	19	107	64
776 TRANSISTORS, VALVES, ETC.		91	58	778 ELECTRIC. MACH. APPART. NES	22	105	62
778 ELECTRIC. MACH. APPART. NES	660	2 660	1 625	781 PASS. MOTOR VEHCLS. EX. BUS	3 290	14 007	8 664
781 PASS. MOTOR VEHCLS. EX. BUS	1 953	8 224	5 092	782 GOODS, SPCL TRANSPORT VEH	3 179	6 118	3 782
782 GOODS, SPCL TRANSPORT VEH	2 618	4 039	2 446	783 ROAD MOTOR VEHICLES NES	837	1 590	965
783 ROAD MOTOR VEHICLES NES	175	411	262	784 PARTS, TRACTORS, MOTOR VEH	597	2 018	1 251
784 PARTS, TRACTORS, MOTOR VEH	1 547	5 485	3 396	785 CYCLES, MOTORCYCLES ETC.	99	67	41
786 TRAILERS, SEMI-TRAILR, ETC	108	113	70	792 AIRCRAFT, ASSOCTD. EQUIPNT	51	7 316	4 340
791 RAILWAY VEHICLES, EQUIPNT	40	212	132	871 OPTICAL INSTRUMENTS, NES	3	140	87
813 LIGHTNG FIXTURES ETC. NES	350	187	113	872 MEDICAL INSTRUMENTS NES	12	77	47
821 FURNITURE, CUSHIONS, ETC.	46	329	220	874 MEASURE, CONTROL INSTRMNT	49	862	533
848 CLOTHNG, NONTXLT; HEADGEAR	7	56	34	881 PHOTOGRAPH APPAR. ETC. NES	6	381	233
851 FOOTWEAR	190	73	41	882 PHOTO. CINEMATOGRPH. SUPPL	42	120	76
871 OPTICAL INSTRUMENTS, NES	3	148	91	893 ARTICLES, NES, OF PLASTICS	194	266	160
872 MEDICAL INSTRUMENTS NES	301	1 521	942	895 OFFICE, STATIONERY SUPPLS	30	125	77
874 MEASURE, CONTROL INSTRMNT	87	1 700	1 056	899 MISC MANUFACTRD GOODS NES	27	97	61
881 PHOTOGRAPH APPAR. ETC. NES	4	252	162				
882 PHOTO. CINEMATOGRPH. SUPPL	37	206	131				

7 IMPORTS AND EXPORTS (SPECIAL TRADE) BY COUNTRIES OF PRODUCTION AND CONSUMPTION AND BY GROUPS OF THE SITC-REV. III 1990

GROUP DESCRIPTION	DT = 100 KG	1 000 DM	1 000 \$	GROUP DESCRIPTION	DT = 100 KG	1 000 DM	1 000 \$
SOUTH AFRICA				663 MINERAL MANUFACTURES, NES	1 282	1 282	794
IMPORTS	74 236 911	2 934 172	1 820 741	664 GLASS	14 186	4 284	2 697
001 LIVE ANIMALS	15	151	96	665 GLASSWARE	307	64	40
011 BOVINE MEAT	62	72	42	667 PEARLS, PRECIOUS STONES	.	.	.
012 OTHER MEAT, MEAT OFFAL	467	544	350	671 PIG IRON, SPIEGELEISN, ETC	2 057 150	196 602	121 740
034 FISH, FRESH, CHILLED, FROZEN	16 850	6 707	4 224	672 INGOTS ETC. IRON OR STEEL	8 496	1 758	1 189
036 CRUSTACEANS, MOLLUSCS ETC	206	472	290	673 FLAT-ROLLED IRON ETC.	1 079	216	141
044 MAIZE UNMILLED	3 033	199	122	674 FLAT-ROLLED PLATED IRON	7 070	669	446
054 VEGETABLES	128 091	17 722	11 066	676 IRON, STL. BAR, SHAPES ETC.	94 005	7 829	4 918
056 VEGETABLES, PRPD, PRSVD, NES	13 015	5 177	3 215	678 WIRE OF IRON OR STEEL	44 185	3 568	2 231
057 FRUIT, NUTS EXCL. OIL NUTS	1 401 302	235 861	144 086	679 TUBES, PIPES, ETC. IRON, STL	41 556	5 128	3 141
058 FRUIT, PRESERVED, PREPARED	489 236	66 084	41 060	681 SILVER, PLATINUM, ETC.	280	328 138	205 720
059 FRUIT, VEGETABLE JUICES	79 517	16 527	10 261	682 COPPER	329 645	143 147	89 208
062 SUGAR CONFECTIONERY	368	113	72	683 NICKEL	32 773	46 470	28 691
071 COFFEE, COFFEE SUBSTITUTE	756	207	130	684 ALUMINIUM	39 486	14 236	8 980
072 COCOA	303	80	49	686 ZINC	505	132	83
073 CHOCOLATE, OTH. COCOA PREP	1 572	450	286	687 TIN	404	473	289
074 TEA AND MATE	840	347	213	689 MISC. NON-FERR. BASE METAL	24 674	10 391	6 428
075 SPICES	2 530	729	438	691 METALLIC STRUCTURES NES	5 374	714	436
081 ANIMAL FEED STUFF	2 825 327	76 497	47 306	693 WIRE PRODUCTS EXCL. ELECT	921	170	106
111 NON-ALCOHOL. BEVERAGE, NES	2 775	215	145	694 NAILS, SCREWS, NUTS, ETC.	8 256	3 695	2 271
112 ALCOHOLIC BEVERAGES	10 480	4 828	3 004	695 TOOLS	1 870	1 703	1 064
121 TOBACCO, UNMANUFACTURED	903	325	204	697 HOUSEHOLD EQUIPMENT, NES	268	212	129
211 HIDES, SKINS (EX. FURS), RAW	16 538	9 604	5 910	699 MANUFACT. BASE METAL, NES	17 443	4 005	2 509
212 FURSKINS, RAW	311	3 786	2 359	712 STEAM TURBINES	56	810	510
222 OILSEED (SFT. FIX VEG. OIL)	111 442	13 716	8 414	713 INTRNL COMBUS PSTN ENGIN	2 321	4 564	2 806
232 SYNTHETIC RUBBER, ETC.	.	.	6 414	714 ENGINES, MOTORS NON-ELECT	13	1 004	643
245 FUEL WOOD, WOOD CHARCOAL	86 545	6 186	3 755	716 ROTATING ELECTRIC PLANT	346	650	410
246 WOOD IN CHIPS, PARTICLES	3 355	372	230	721 AGRIC. MACHINES, EX. TRACTR	251	301	180
248 WOOD, SIMPLY WORKED	2 976	765	481	723 CIVIL ENGINEERING EQUIPT	146	733	462
251 PULP AND WASTE PAPER	.	.	.	724 TEXTILE, LEATHER MACHINES	113	219	142
263 COTTON	26 569	1 828	1 132	725 PAPER, PULP MILL MACHINES	285	246	152
267 OTHER MAN-MADE FIBRES	5 884	356	217	726 PRINTING, BOOKBINDING MACHS	476	397	252
268 WOOL, OTHER ANIMAL HAIR	119 208	152 444	93 277	727 FOOD-PROCESS. MCH. NON DOM	170	300	192
272 FERTILIZERS, CRUDE	1 367 506	14 735	8 964	728 OTH. MACH. PTS, SPCL INDUSTR	23 756	8 253	5 181
273 STONE, SAND AND GRAVEL	515 458	17 445	10 876	731 METAL REMOVAL WORK TOOLS	178	254	155
277 NATURAL ABRASIVES, NES	402	8 582	5 346	735 PARTS, NES. FOR MACH-TOOLS	545	853	561
278 OTHER CRUDE MINERALS	2 330 778	95 539	58 662	737 METALWORKING MACHNRY NES	32	163	102
281 IRON ORE, CONCENTRATES	11 662 599	52 676	32 336	741 HEATING, COOLING EQUIP, PART	168	226	147
282 FERROUS WASTE AND SCRAP	456	71	45	742 PUMPS FOR LIQUIDS, PARTS	345	824	505
283 COPPER ORES, CONCENTRATES	3 058	1 594	1 006	743 PUMPS NES, CENTRIFUGS ETC	5 552	23 567	15 307
284 NICKEL ORES, CONCTR, MATTE	221	339	209	744 MECHANICAL HANDLING EQUIP	1 628	775	475
287 ORE, CONCENTR. BASE METALS	3 842 761	99 067	61 179	745 OTH. NONELEC MCH, TOOL, NES	1 871	1 779	1 086
288 NON-FERROUS WASTE, SCRAP	91 190	44 359	27 562	746 BALL OR ROLLER BEARINGS	88	188	104
289 PREC. METAL ORES, CONCTR	25	22 146	14 276	747 TAPS, COCKS, VALVES, ETC.	181	813	508
291 CRUDE ANIMAL MATERIALS, NES	728	996	614	748 TRANSMISSIONS SHAFTS ETC	685	567	358
292 CRUDE VEG. MATERIALS, NES	41 329	20 060	12 634	749 NON-ELECT MACH. PARTS, ETC	31	298	184
321 COAL, NOT AGGLOMERATED	45 117 831	342 542	213 748	751 OFFICE MACHINES	4	61	41
334 PETROLEUM PRODUCTS	478	46	30	752 AUTOMATC. DATA PROC. EQUIP	69	966	601
335 RESIDUAL PETROL. PRODUCTS	171 136	27 494	16 979	759 PARTS, FOR OFFICE MACHINES	40	1 521	932
411 ANIMAL OILS AND FATS	759	70	43	764 TELECOMM. EQUIP. PARTS NES	52	927	572
421 FIXED VEG. FAT, OILS, SOFT	2 337	372	220	771 ELECT POWER MACHNRY. PARTS	117	810	505
422 FIXED VEG. FAT, OILS, OTHER	595	472	287	772 ELEC. SWITCH, RELAY, CIRCUT	729	10 451	6 459
511 HYDROCARBONS, NES, DERIVTS	2 410	162	103	773 ELECTR. DISTRI. EQPT NES	656	1 337	835
512 ALCOHOL, PHENOL, E. DERIV	8 253	9 031	5 477	774 ELECTRO-MEDCL. XRAY EQUIP	16	195	121
513 CARBOXYLIC ACIDS, DERIVTS	598	443	275	776 TRANSISTORS, VALVES, ETC.	13	1 426	945
514 NITROGEN-FUNCT. COMPOUNDS	253	236	143	778 ELECTRIC. MACH. APPART. NES	297	1 081	673
515 ORGANO-INORGANIC COMPOUNDS	805	439	260	781 PASS. MOTOR VEHCLS. EX. BUS	297	764	474
516 OTHER ORGANIC CHEMICALS	5	1 815	1 126	784 PARTS, TRACTORS, MOTOR VEH	25 338	34 308	21 527
522 INORGANIC CHEM. ELEMENTS	63 139	16 855	10 429	785 CYCLES, MOTORCYCLES ETC.	47	84	49
523 METAL. SALTS, INORGAN. ACID	6 787	2 099	1 312	791 RAILWAY VEHICLES, EQUIPNT	13	61	39
524 OTHER CHEMICAL COMPOUNDS	964	1 469	905	793 SHIP, BOAT, FLOAT, STRUCTRS	191	286	171
525 RADIO-ACTIVE MATERIALS	2 689	43 887	27 865	821 FURNITURE, CUSHIONS, ETC.	34 188	62 983	39 329
531 SYNTH. COLOURS, LAKES, ETC.	166	247	146	831 TRUNK, SUIT-CASES, BAG, ETC	30	926	586
532 DYEING, TANNING MATERIALS	21 350	2 225	1 408	841 MENS. BOYS CLOTHING, X-KNIT	7 881	9 897	6 259
541 MEDICINES, ETC. EXC. GRPS 42	68	523	330	842 WOMEN, GIRL CLOTHING, KNIT	2 717	10 737	6 632
542 MEDICAMENTS	114	2 342	1 415	843 MENS. BOYS CLOTHING, KNIT	1 561	4 821	2 985
551 ESSENT. OIL, PERFUME, FLAVR	54	238	149	844 WOMEN, GIRLS CLOTHING, KNIT	740	2 697	1 657
562 FERTILIZER, EXCEPT GRP 272	62 742	1 246	780	845 OTHR. TEXTILE APPAREL, NES	3 808	6 452	3 977
573 POLYMERS, VINYL CHLORIDE	350	130	88	846 CLOTHING ACCESSRS, FABRIC	1 886	3 460	2 160
574 POLYACETAL, POLYCARBONATE	976	96	58	848 CLOTHING, NONXTL; HEADGEAR	38	249	160
575 OTH. PLASTIC, PRIMARY FORM	529	236	150	851 FOOTWEAR	208	579	369
579 PLASTIC WASTE, SCRAP ETC	282	62	38	872 MEDICAL INSTRUMENTS NES	19	176	109
581 PLASTIC TUBE, PIPE, HOSE	3	47	32	874 MEASURE, CONTROL INSTRMNT	81	3 216	1 993
582 PLASTIC PLATE, SHEETS, ETC	199	459	289	881 PHOTOGRAPH APPAR. ETC. NES	56	482	290
591 INSECTICIDES, ETC.	937	290	173	882 PHOTO. CINEMATOGRPH. SUPPL	5	201	120
592 STARCHES, INULIN, ETC.	3	134	80	884 OPTICAL GOODS NES	13	235	145
597 PREPRED. ADDITIVES, LIQUIDS	2 132	604	369	885 WATCHES AND CLOCKS	4	54	33
598 MISC. CHEMICAL PRODTS. NES	5 334	4 999	3 177	892 PRINTED MATTER	300	345	216
611 LEATHER	515	5 310	3 354	893 ARTICLES, NES, OF PLASTICS	1 427	2 737	1 679
612 MANUFACT. LEATHER ETC. NES	194	872	545	894 BABY CARRIAGE, TOYS, GAMES	310	631	387
613 FURSKINS, TANNED, DRESSED	49	236	142	896 WORKS OF ART, ANTIQUE ETC	22	261	158
625 RUBBER TYRES, TUBES, ETC.	601	511	318	897 GOLD, SILVERWARE, JEWEL NES	9	422	263
629 ARTICLES OF RUBBER, NES	152	93	58	898 MUSICAL INSTRUMENTS, ETC.	122	620	380
634 VENEERS, PLYWOOD, ETC.	48 032	3 559	2 199	899 MISC MANUFACTRD GOODS NES	1 113	2 762	1 709
635 WOOD MANUFACTURES, NES	6 074	1 960	1 214	961 COIN NONGOLD NONCURRENT	1	98	63
641 PAPER AND PAPERBOARD	258 594	24 182	14 979	971 GOLD, NONMONTY EXCL ORES	165	325 101	200 634
642 PAPER, PAPERBOARD, CUT ETC	472	481	287	972 MONETARY GOLD, GOLD COINS	894	894	547
651 TEXTILE YARN	35 128	17 478	10 951	EXPORTS	4 988 959	4 929 620	3 043 842
652 COTTON FABRICS, WOVEN	2 125	1 412	867	001 LIVE ANIMALS	113	385	242
653 FABRICS, MAN-MADE FIBRES	80	357	226	011 BOVINE MEAT	6 261	565	352
654 OTH. TEXTILE FABRIC, WOVEN	230	113	68	012 OTHER MEAT, MEAT OFFAL	11 159	2 612	1 597
657 SPECIAL YARN, TXTL. FABRIC	147	68	45	017 MEAT, OFFL. PRPD, PRSVD, NES	5 356	2 441	1 545
658 TEXTILE ARTICLES NES	1 285	1 630	993	022 MILK AND CREAM	329	227	141
659 FLOOR COVERINGS, ETC.	278	539	343	024 CHEESE AND CURD	1 468	766	474
661 LIME, CEMENT, CONSTR. MATRL	14 384	2 022	1 252	037 FISH ETC. PRPD, PRSVD, NES	132	156	99
662 CLAY, REFRCT. CONSTR. MATRL	3 115	297	176	047 OTHER CEREAL MEAL, FLOURS	5 200	199	130

7 IMPORTS AND EXPORTS (SPECIAL TRADE) BY COUNTRIES OF PRODUCTION AND CONSUMPTION AND BY GROUPS OF THE SITC-REV. III 1990

GROUP DESCRIPTION	DT - 100 KG	1 000 DM	1 000 \$	GROUP DESCRIPTION	DT - 100 KG	1 000 DM	1 000 \$
048 CEREAL PREPARATIONS	102 467	7 826	4 825	671 PIG IRON, SPIEGELEISN, ETC	3 438	844	515
054 VEGETABLES	4 935	4 471	2 826	672 INGOTS ETC. IRON OR STEEL	5 411	903	552
056 VEGETABLES, PRPD, PRSVD, NES	2 222	864	528	673 FLAT-ROLLED IRON ETC.	110 213	16 592	10 303
057 FRUIT, NUTS EXCL. OIL NUTS	155	84	52	674 FLAT-ROLLED PLATED IRON	152 087	20 781	12 913
058 FRUIT, PRESERVED, PREPARED	375	145	88	675 FLAT-ROLLED, ALLOY STEEL	44 688	9 061	5 466
061 SUGARS, MOLASSES, HONEY	2 731	457	309	676 IRON, STL, BAR, SHAPES ETC.	18 977	7 501	4 585
062 SUGAR CONFECTIONERY	179	102	65	677 RAILWAY TRACK IRON, STEEL	376	135	84
071 COFFEE, COFFEE SUBSTITUTE	197	181	114	678 WIRE OF IRON OR STEEL	6 495	3 827	2 349
072 COCOA	507	187	115	679 TUBES, PIPES, ETC. IRON, STL	123 688	40 294	25 228
073 CHOCOLATE, OTH. COCOA PREP	450	356	219	681 SILVER, PLATINUM, ETC.	136	12 542	7 991
075 SPICES	2 848	705	444	682 COPPER	19 142	20 693	12 706
081 ANIMAL FEED STUFF	2 855	2 208	1 372	683 NICKEL	798	2 688	1 649
098 EDIBLE PROD. PREPRTNS, NES	10 667	6 474	4 024	684 ALUMINIUM	18 407	14 544	8 989
112 ALCOHOLIC BEVERAGES	856	497	306	685 LEAD	98	56	35
122 TOBACCO, MANUFACTURED	70	287	180	686 ZINC	736	252	158
223 OILSEED (OTH. FIX. VEG. OIL)	228	51	33	687 TIN	59	121	74
232 SYNTHETIC RUBBER, ETC.	35 119	11 733	7 166	689 MISC. NON-FERR. BASE METAL	378	1 760	1 071
248 WOOD, SIMPLY WORKED	2 422	405	246	691 METALLIC STRUCTURES NES	6 820	15 591	9 306
251 PULP AND WASTE PAPER	2 324	503	310	692 CONTAINERS, STORAGE, TRNSP	13 551	20 633	12 374
266 SYNTHETIC FIBRES	27 002	8 978	5 467	693 WIRE PRODUCTS EXCL. ELECT	10 044	4 402	2 698
267 OTHER MAN-MADE FIBRES	14 879	8 676	5 354	694 NAILS, SCREWS, NUTS, ETC.	16 696	14 766	9 105
269 WORN CLOTHING, TEXTL. ARTL	5 465	916	565	695 TOOLS	7 894	32 489	20 128
272 FERTILIZERS, CRUDE	10 993	495	305	696 CUTLERY	1 578	7 387	4 530
273 STONE, SAND AND GRAVEL	70 258	1 341	829	697 HOUSEHOLD EQUIPMENT, NES	982	1 596	992
274 SULPHUR, UNRSTD. IRON PYRS	3 474	909	566	699 MANUFACTS. BASE METAL, NES	36 960	55 549	34 498
277 NATURAL ABRASIVES, NES	13	589	361	700 CPL IND PLANT (84/85/87)	20 603	102 745	61 979
278 OTHER CRUDE MINERALS	30 187	2 510	1 539	711 STEAM GENER. BOILERS, ETC.	218	825	517
285 ALUMINIUM ORE, CONCTR. ETC	5 983	1 045	651	712 STEAM TURBINES	7 155	70 008	42 761
287 ORE, CONCENTR. BASE METALS	4 774	172	110	713 INTRNL COMBUS PSTN ENGIN	58 774	189 808	117 073
288 NON-FERROUS WASTE, SCRAP	5 026	1 055	652	714 ENGINES, MOTORS NON-ELECT	76	5 247	3 239
291 CRUDE ANIMAL MATERIALS, NES	9 249	12 038	7 439	716 ROTATING ELECTRIC PLANT	11 956	29 267	18 332
292 CRUDE VEG. MATERIALS, NES	8 558	20 432	12 444	718 OTH. POWR. GENRTNG. MACHNRY	1 276	6 231	3 843
322 BRICKETTES, LIGNITE, PEAT	5 378	168	105	721 AGRIC. MACHINES, EX. TRACTR	12 804	15 723	9 689
334 PETROLEUM PRODUCTS	32 111	6 553	4 130	722 TRACTORS	10 396	11 141	6 625
335 RESIDUAL PETROL. PRODUCTS	129 739	13 779	8 483	723 CIVIL ENGINEERING EQUIPT	54 424	87 719	53 682
342 LIQUEFIED PROPANE, BUTANE	83	365	231	724 TEXTILE, LEATHER MACHINES	23 318	97 279	59 509
411 ANIMAL OILS AND FATS	2 162	363	223	725 PAPER, PULP MILL MACHINES	4 245	17 120	10 470
421 FIXED VEG. FAT, OILS, SOFT	30 008	2 361	1 406	726 PRINTNG, BOOKBINDING MACHS	6 132	31 468	19 438
431 ANIMAL, VEG. FATS, OILS, NES	14 468	1 306	828	727 FOOD-PROCESS. MCH. NON DOM	3 630	11 948	7 424
511 HYDROCARBONS, NES, DERIVTS	87 544	12 787	7 873	728 OTH. MACH. PTS, SPCL INDUST	34 119	115 166	71 284
512 ALCOHOL, PHENOL, ETC. DERIV	87 703	16 046	9 907	731 METAL REMOVAL WORK TOOLS	12 093	36 528	22 699
513 CARBOXYLIC ACIDS, DERIVTS	43 642	11 860	7 381	733 MACH-TOOLS, METAL-WORKING	9 946	17 878	10 927
514 NITROGEN-FUNCT. COMPOUNDS	44 958	21 801	13 484	735 PARTS, NES, FOR MACH-TOOLS	2 221	10 407	6 420
515 ORGANO-INORGANIC COMPNDS	28 457	27 773	17 301	737 METALWORKING MACHNRY NES	17 314	52 868	33 924
516 OTHER ORGANIC CHEMICALS	35 868	9 493	5 808	741 HEATING, COOLNG EQUIP, PART			
522 INORGANIC CHEM. ELEMENTS	128 790	24 740	15 205	742 PUMPS FOR LIQUIDS, PARTS	5 627	31 883	19 676
523 METAL. SALTS, INORGAN. ACID	181 634	21 076	12 993	743 PUMPS NES, CENTRIFUGS ETC	22 643	92 639	56 888
524 OTHER CHEMICAL COMPOUNDS	7 206	4 892	2 960	744 MECHANICAL HANDLING EQUIP	21 697	39 460	24 402
525 RADIO-ACTIVE MATERIALS	21	158	100	745 OTH. NONELEC MCH, TOOL, NES	17 546	76 795	47 873
531 SYNTH. COLOURS, LAKES, ETC.	21 245	55 496	34 461	746 BALL OR ROLLER BEARINGS	16 051	45 923	28 130
532 DYING, TANNING MATERIALS	7 687	2 426	1 500	747 TAPS, COCKS, VALVES, ETC.	6 234	37 906	23 532
533 PIGMENTS, PAINTS, ETC.	35 094	23 115	14 299	748 TRANSMISSIONS SHAFTS ETC	29 601	66 448	41 118
541 MEDICINES, ETC. EXC. GRP542	3 307	30 594	19 111	749 NON-ELECT MACH. PARTS, ETC	5 868	23 204	14 328
542 MEDICAMENTS	4 816	52 697	32 449	751 OFFICE MACHINES	2 241	17 737	10 818
551 ESSENTL. OIL, PERFUME, FLAVR	3 688	10 831	6 689	752 AUTOMATC. DATA PROC. EQUIP	2 264	42 588	26 325
553 PERFUMERY, COSMETICS, ETC.	1 487	2 922	1 816	759 PARTS, FOR OFFICE MACHINS	510	18 422	11 412
554 SOAP, CLEANERS, POLISH, ETC	55 983	18 449	11 441	761 TELEVISION RECEIVERS ETC	49	807	489
562 FERTILIZER, EXCEPT GRP272	334 726	6 641	4 206	762 RADIO-BROADCAST RECEIVER	267	7 008	4 297
571 POLYMERS OF ETHYLENE	17 146	4 406	2 735	763 SOUND RECORDER, PHONOGRPH	28	1 308	816
572 POLYMERS OF STYRENE	39 065	12 126	7 534	764 TELECOMM. EQUIP. PARTS NES	4 488	117 609	72 849
573 POLYMERS, VINYL CHLORIDE	82 492	20 182	12 493	771 ELECT POWER MACHNRY. PARTS	5 923	31 373	19 596
574 POLYACETAL, POLYCARBONATE	42 194	21 939	13 568	772 ELECT. SWITCH. RELAY. CIRCUIT	16 271	114 357	70 823
575 OTH. PLASTIC, PRIMARY FORM	157 838	71 266	43 960	773 ELECTR. DISTRIB. EQPT NES	8 274	20 091	12 438
581 PLASTIC TUBE, PIPE, HOSE	2 116	4 753	2 939	774 ELECTRO-MEDCL. XRAY EQUIP	2 535	37 899	23 411
582 PLASTIC PLATE, SHEETS, ETC	36 660	30 036	18 579	775 DOM. ELEC. NON-ELEC. EQUIPT	27 294	31 113	19 510
583 MONOFILAMENT OF PLASTICS	1 249	2 345	1 441	776 TRANSISTORS, VALVES, ETC.	357	21 610	13 479
591 INSECTICIDES, ETC.	9 461	23 221	14 344	778 ELECTRIC. MACH. APPART. NES	20 379	71 334	44 107
592 STARCHES, INULIN, ETC.	57 512	12 850	7 913	781 PASS. MOTOR VEHCLS. EX. BUS	6 882	27 645	17 232
593 EXPLOSIVES, PYROTECHNICS	158	549	334	782 GOODS, SPCL TRANSPORT VEH	7 936	11 234	6 934
597 PREPRD ADDITIVES, LIQUIDS	20 883	9 453	5 867	783 ROAD MOTOR VEHICLES NES	959	1 895	1 199
598 MISC. CHEMICAL PRODS. NES	139 810	62 573	38 765	784 PARTS, TRACTORS, MOTOR VEH	595 395	1 166 216	719 056
600 CPL IND PLANT CHAP 69-76	33 973	77 875	47 580	785 CYCLES, MOTORCYCLES ETC.	257	1 131	685
611 LEATHER	9 098	25 122	15 536	786 TRAILERS, SEMI-TRAILR, ETC	4 042	3 525	2 152
612 MANUFACT. LEATHER ETC. NES	35	517	323	791 RAILWAY VEHICLES. EQUIPNT	1 329	5 692	3 444
613 FURSKINS, TANNED, DRESSED	3	203	124	792 AIRCRAFT, ASSOCTD. EQUIPNT	56	5 631	3 561
621 MATERIALS OF RUBBER	4 577	8 209	5 092	793 SHIP, BOAT, FLDAT. STRUCTRS	3 128	2 808	1 710
625 RUBBER TYRES, TUBES, ETC.	6 695	4 396	2 760	800 CPL IND PLANT CHAP 90/94	7	87	55
629 ARTICLES OF RUBBER, NES	8 207	20 250	12 569	812 PLUMBNG, SANITRY, EQPT. ETC	77	151	94
633 CORK MANUFACTURES	686	3 657	2 292	813 LIGHTNG FIXTURES ETC. NES	2 282	4 520	2 808
634 VENEERS, PLYWOOD, ETC.	3 748	1 224	750	821 FURNITURE, CUSHIONS, ETC.	11 266	15 505	9 488
635 WOOD MANUFACTURES, NES	1 974	1 450	905	831 TRUNK, SUIT-CASES, BAG, ETC	117	281	176
641 PAPER AND PAPERBOARD	450 142	103 204	63 616	841 MENS, BOYS CLOTHNG, X-KNIT	34	822	521
642 PAPER, PAPERBOARD, CUT ETC	10 032	6 516	4 039	842 WOMEN, GIRL CLOTHNG, XKNIT	127	3 242	2 045
651 TEXTILE YARN	24 618	22 660	14 057	844 WOMEN, GIRLS CLOTHNG, KNIT	14	210	126
652 COTTON FABRICS, WOVEN	575	2 234	1 380	845 OTHR. TEXTILE APPAREL, NES	34	780	488
653 FABRICS, MAN-MADE FIBRES	6 104	27 655	17 167	846 CLOTHING ACCESSRS, FABRIC	57	332	203
654 OTH. TEXTILE FABRIC, WOVEN	1 233	2 283	1 421	848 CLOTHING, NONTEXTL; HEADGEAR	35	387	241
655 KNIT, CROCHET, FABRIC NES	686	2 856	1 771	851 FOOTWEAR	246	783	488
656 TULLE, LACE, EMBROIDRY, ETC	229	1 823	1 115	871 OPTICAL INSTRUMENTS, NES	70	3 283	2 055
657 SPECIAL YARN, TEXTL. FABRIC	12 108	26 175	16 192	872 MEDICAL INSTRUMENTS NES	2 303	23 311	14 440
658 TEXTILE ARTICLES NES	699	1 707	1 056	873 METERS, COUNTERS, NES	1 184	8 182	5 072
659 FLOOR COVERINGS, ETC.	1 201	1 524	951	874 MEASURE, CONTROL INSTRMNT	4 498	69 434	43 206
661 LIME, CEMENT, CONSTR. MATRL	4 853	123	77	881 PHOTOGRAPH APPAR. ETC. NES	631	6 253	3 825
662 CLAY, REFRCT. CONSTR. MATRL	152 959	25 029	15 552	882 PHOTO. CINEMATOGPH. SUPPL	17 300	33 746	21 013
663 MINERAL MANUFACTURES, NES	49 961	26 007	16 162	884 OPTICAL GOODS NES	114	8 482	5 257
664 GLASS	29 205	12 041	7 468	885 WATCHES AND CLOCKS	573	5 441	3 369
665 GLASSWARE	7 193	5 790	3 577	891 ARMS AND AMMUNITION	44	350	221
666 POTTERY	1 464	1 945	1 198	892 PRINTED MATTER	5 783	10 711	6 695
667 PEARLS, PRECIOUS STONES	.	.	.	893 ARTICLES, NES, OF PLASTICS	11 171	17 686	11 026

7 IMPORTS AND EXPORTS (SPECIAL TRADE) BY COUNTRIES OF PRODUCTION AND CONSUMPTION AND BY GROUPS OF THE SITC-REV. III 1990

GROUP DESCRIPTION	DT = 100 KG	1 000 DM	1 000 \$	GROUP DESCRIPTION	DT = 100 KG	1 000 DM	1 000 \$
894 BABY CARRIAGE, TOYS, GAMES	1 063	2 737	1 699	011 BOVINE MEAT	40 760	30 088	18 656
895 OFFICE, STATIONERY SUPPLS	4 416	10 761	6 691	211 HIDES, SKINS (EX. FURS), RAW	1 830	604	359
896 WORKS OF ART, ANTIQUE ETC	18	979	624	611 LEATHER	2	374	240
897 GOLD, SILVERWARE, JEWEL NES	50	3 240	2 012	652 COTTON FABRICS, WOVEN	276	150	91
898 MUSICAL INSTRUMENTS, ETC.	3 977	16 260	10 071	681 SILVER, PLATINUM, ETC.	1	2 995	1 907
899 MISC MANUFCTRD GOODS NES	2 171	9 285	5 755	682 COPPER	54 487	23 003	14 352
941 COMPL IND PLANT CHAPT 99	104	200	119	841 MENS, BOYS CLOTHING, X-KNIT	108	117	77
971 GOLD, NONMONTY EXCL ORES		103	61	842 WOMEN, GIRL CLOTHING, XKNIT	5	52	34
972 MONETARY GOLD, GOLD COINS		3 703	2 234	874 MEASURE, CONTROL INSTRMNT	2	80	53
				961 COIN NONGOLD NONCURRENT		317	189
NAMIBIA				EXPORTS	46 405	47 563	29 751
IMPORTS	280 267	26 165	16 544	515 ORGANO-INORGANIC COMPNDS	72	70	42
012 OTHER MEAT, MEAT OFFAL	1 333	1 101	736	541 MEDICINES, ETC. EXC. GRP542	367	673	425
212 FURSKINS, RAW	37	475	319	542 MEDICAMENTS	24	76	46
245 FUEL WOOD, WOOD CHARCOAL	1 337	91	55	551 ESSNTL. OIL, PERFUME, FLAVR	31	66	40
268 WOOD, OTHER ANIMAL HAIR	73	49	33	598 MISC. CHEMICAL PRODS. NES	819	287	180
273 STONE, SAND AND GRAVEL	1 648	91	55	611 LEATHER	17	113	67
278 OTHER CRUDE MINERALS	103 148	3 741	2 401	642 PAPER, PAPERBOARD, CUT ETC	43	65	40
287 ORE, CONCENTR. BASE METALS	133 570	1 729	1 159	653 FABRICS, MAN-MADE FIBRES	41	323	200
291 CRUDE ANIMAL MATERIALS, NES	15	77	47	655 KNIT, CROCHET, FABRIC NES	628	402	263
292 CRUDE VEG. MATERIALS, NES	108	83	51	679 TUBES, PIPES, ETC. IRON, STL	30 330	4 078	2 474
541 MEDICINES, ETC. EXC. GRP542	11	83	54	695 TOOLS	75	123	75
611 LEATHER	13	547	347	699 MANUFACT. BASE METAL, NES	21	74	45
678 WIRE OF IRON OR STEEL	834	58	37	711 STEAM GENER. BOILERS, ETC.	38	188	120
682 COPPER	37 720	17 581	10 970	713 INTRNL COMBUS PSTN ENGIN	20	64	40
899 MISC MANUFCTRD GOODS NES	10	55	32	714 ENGINES, MOTORS NON-ELECT		75	44
EXPORTS	74 517	21 189	13 053	716 ROTATING ELECTRIC PLANT	612	1 516	1 017
048 CEREAL PREPARATIONS	44 066	2 836	1 782	723 CIVIL ENGINEERING EQUIPT	1 371	1 415	881
054 VEGETABLES	110	60	38	724 TEXTILE, LEATHER MACHINES	428	1 244	764
061 SUGARS, MOLASSES, HONEY	1 680	104	69	728 OTH. MACH. PTS, SPCL INDUST	142	517	319
098 EDIBLE PROD. PREPRTNS, NES	127	92	59	731 METAL REMOVAL WORK TOOLS	9	51	31
112 ALCOHOLIC BEVERAGES	294	228	141	733 MACH-TOOLS, METAL-WORKING	26	60	40
248 WOOD, SIMPLY WORKED	513	50	32	741 HEATING, COOLING EQUIP, PART			
288 NON-FERROUS WASTE, SCRAP	17 222	1 705	1 086	742 PUMPS FOR LIQUIDS, PARTS	35	126	77
291 CRUDE ANIMAL MATERIALS, NES	27	94	59	743 PUMPS NES, CENTRIFUGS ETC	1 151	8 090	5 383
292 CRUDE VEG. MATERIALS, NES	27	103	62	745 OTH. NONELEC MCH. TOOL, NES	52	403	253
553 PERFUMERY, COSMETICS, ETC.	55	103	68	747 TAPS, COCKS, VALVES, ETC.	102	344	225
554 SOAP, CLEANERS, POLISH, ETC	167	53	33	748 TRANSMISSIONS SHAFTS ETC	7	56	34
575 OTH. PLASTIC, PRIMARY FORM	84	57	37	749 NON-ELECT MACH. PARTS, ETC	16	63	39
591 INSECTICIDES, ETC.	90	63	40	752 AUTOMATC. DATA PROC. EQUIP	3	83	48
592 STARCHES, INULIN, ETC.	63	62	39	764 TELECOMM. EQUIP. PARTS NES	115	2 420	1 594
598 MISC. CHEMICAL PRODS. NES	64	66	42	772 ELEC. SWITCH, RELAY, CIRCUIT	26	245	155
621 MATERIALS OF RUBBER	143	146	92	773 ELECTR DISTRIB. EQPT NES	2 421	1 121	659
629 ARTICLES OF RUBBER, NES	48	206	129	774 ELECTRO-MEDCL. XRAY EQUIP	118	1 633	1 050
651 TEXTILE YARN	1 620	1 272	751	778 ELECTRIC MACH. APPART. NES	4	104	65
658 TEXTILE ARTICLES NES	44	50	32	781 PASS. MOTOR VEHCLS. EX. BUS	149	392	244
662 CLAY, REFRCT. CONSTR. MATRL	789	46	31	784 PARTS, TRACTORS, MOTOR VEH	111	302	186
663 MINERAL MANUFACTURES, NES	203	199	118	792 AIRCRAFT, ASSOC'D. EQUIPNT		113	73
665 GLASSWARE	76	65	38	842 WOMEN, GIRL CLOTHING, XKNIT		72	42
666 POTTERY	57	51	36	872 MEDICAL INSTRUMENTS NES	221	381	243
682 COPPER	109	146	91	874 MEASURE, CONTROL INSTRMNT	41	746	447
691 METALLIC STRUCTURES NES	137	163	99	891 ARMS AND AMMUNITION	45	226	137
693 WIRE PRODUCTS EXCL. ELECT	609	317	187	892 PRINTED MATTER	15	51	30
694 NAILS, SCREWS, NUTS, ETC.	56	62	37	893 ARTICLES, NES, OF PLASTICS	103	131	78
695 TOOLS	269	675	417	898 MUSICAL INSTRUMENTS, ETC.	2	64	38
696 CUTLERY	14	129	77				
697 HOUSEHOLD EQUIPMENT, NES	121	71	43	SWAZILAND			
699 MANUFACT. BASE METAL, NES	245	195	119	IMPORTS	127 515	23 796	15 066
713 INTRNL COMBUS PSTN ENGIN	77	278	168	011 BOVINE MEAT	8 076	6 268	3 905
716 ROTATING ELECTRIC PLANT	47	107	70	057 FRUIT, NUTS EXCL. OIL NUTS	76 679	8 433	5 407
723 CIVIL ENGINEERING EQUIPT	570	1 530	922	058 FRUIT, PRESERVED, PREPARED	25 530	3 849	2 450
727 FOOD-PROCESS. MCH. NON DOM	123	508	306	059 FRUIT, VEGETABLE JUICES	8 747	2 478	1 580
728 OTH. MACH. PTS, SPCL INDUST	44	107	71	282 FERROUS WASTE AND SCRAP	1 731	238	151
741 HEATING, COOLING EQUIP, PART				288 NON-FERROUS WASTE, SCRAP	1 608	663	399
742 PUMPS FOR LIQUIDS, PARTS	28	94	56	667 PEARLS, PRECIOUS STONES			
744 MECHANICAL HANDLING EQUIP	43	72	47	821 FURNITURE, CUSHIONS, ETC.	3 555	813	509
745 OTH. NONELEC MCH. TOOL, NES	101	677	409	844 WOMEN, GIRLS CLOTHING, KNIT	54	173	109
747 TAPS, COCKS, VALVES, ETC.	13	65	41	845 OTHR. TEXTILE APPAREL, NES	248	461	295
748 TRANSMISSIONS SHAFTS ETC	16	49	31	899 MISC MANUFCTRD GOODS NES	42	83	52
749 NON-ELECT MACH. PARTS, ETC	15	48	31				
752 AUTOMATC. DATA PROC. EQUIP	2	128	77	EXPORTS	22 433	14 780	9 209
764 TELECOMM. EQUIP. PARTS NES	14	59	37	022 MILK AND CREAM	1 510	485	287
772 ELEC. SWITCH, RELAY, CIRCUIT	9	72	45	037 FISH ETC. PREPD, PRSVD, NES	2 251	1 191	730
773 ELECTR DISTRIB. EQPT NES	46	245	156	335 RESIDUAL PETROL. PRODUCTS	5 945	664	410
774 ELECTRO-MEDCL. XRAY EQUIP	108	1 660	993	512 ALCOHOL, PHENOL, ETC. DERIV	253	67	44
775 DOM. ELEC. NON-ELEC. EQUIPT	73	193	119	515 ORGANO-INORGANIC COMPNDS	98	1 598	981
778 ELECTRIC MACH. APPART. NES	33	121	78	522 INORGANIC CHEM. ELEMENTS	7 642	1 049	646
781 PASS. MOTOR VEHCLS. EX. BUS	343	1 076	689	541 MEDICINES, ETC. EXC. GRP542	1 379	3 670	2 321
782 GOODS, SPCL TRANSPORT VEH	670	1 145	672	551 ESSNTL. OIL, PERFUME, FLAVR	702	900	544
784 PARTS, TRACTORS, MOTOR VEH	55	92	59	629 ARTICLES OF RUBBER, NES	10	51	32
786 TRAILERS, SEMI-TRAILR, ETC	36	68	41	657 SPECIAL YARN, TXTL. FABRIC	9	139	86
821 FURNITURE, CUSHIONS, ETC.	63	207	131	663 MINERAL MANUFACTURES, NES	501	168	104
871 OPTICAL INSTRUMENTS, NES		61	37	687 TIN	60	133	83
872 MEDICAL INSTRUMENTS NES	7	142	87	724 TEXTILE, LEATHER MACHINES	1 117	2 296	1 462
874 MEASURE, CONTROL INSTRMNT	3	123	76	726 PRINTING, BOOKBINDING MACHS	30	109	64
882 PHOTO. CINEMATOGRPH. SUPPL	383	949	590	728 OTH. MACH. PTS, SPCL INDUST	100	315	200
884 OPTICAL GOODS NES		104	62	748 TRANSMISSIONS SHAFTS ETC	121	235	141
892 PRINTED MATTER	123	244	147	749 NON-ELECT MACH. PARTS, ETC	60	483	302
893 ARTICLES, NES, OF PLASTICS	30	59	35	764 TELECOMM. EQUIP. PARTS NES	4	161	104
894 BABY CARRIAGE, TOYS, GAMES	24	56	43	772 ELEC. SWITCH, RELAY, CIRCUIT	3	64	38
898 MUSICAL INSTRUMENTS, ETC.	10	71	43	778 ELECTRIC MACH. APPART. NES	15	72	43
				781 PASS. MOTOR VEHCLS. EX. BUS	20	120	73
				874 MEASURE, CONTROL INSTRMNT	6	283	181
BOTSWANA							
IMPORTS	97 661	58 014	36 096				

7 IMPORTS AND EXPORTS (SPECIAL TRADE) BY COUNTRIES OF PRODUCTION AND CONSUMPTION AND BY GROUPS OF THE SITC-REV. III 1990

GROUP DESCRIPTION	DT = 100 KG	1 000 DM	1 000 \$	GROUP DESCRIPTION	DT = 100 KG	1 000 DM	1 000 \$
LESOTHO				431 ANIMAL, VEG. FATS, OILS, NES	34 547	4 728	2 886
IMPORTS	5 385	5 383	3 251	511 HYDROCARBONS, NES, DERIVTS	1 830 267	183 147	114 210
056 VEGETABLES, PRPD, PRSVD, NES	3 097	1 199	718	512 ALCOHOL, PHENOL, ETC. DERIV	370 670	65 706	40 815
841 MENS, BOYS CLOTHNG, X-KNIT	183	764	460	513 CARBOXYLIC ACIDS, DERIVTS	610 160	151 498	94 547
842 WOMEN, GIRL CLOTHNG, X-KNIT	105	160	97	514 NITROGEN-FUNCT. COMPOUNDS	347 451	169 509	104 817
843 MENS, BOYS CLOTHNG, KNIT	119	643	387	515 ORGANO-INORGANIC COMPOUNDS	122 143	461 705	286 439
844 WOMEN, GIRLS CLOTHNG, KNIT	96	217	142	516 OTHER ORGANIC CHEMICALS	209 246	95 870	59 223
845 OTHR. TEXTILE APPAREL, NES	144	321	545	522 INORGANIC CHEM. ELEMENTS	341 165	102 490	63 099
899 MISC MANUFCTRD GOODS NES	1 606	1 323	807	523 METAL SALTS, INORGAN. ACID	972 799	91 791	56 607
EXPORTS	6 156	1 861	1 159	524 OTHER CHEMICAL COMPOUNDS	20 526	27 069	16 500
421 FIXED VEG. FAT, OILS, SOFT	4 150	520	331	525 RADIO-ACTIVE MATERIALS	21 932	248 625	152 148
684 ALUMINIUM	89	72	48	531 SYNTH. COLOURS, LAKES, ETC.	16 435	39 100	24 486
714 ENGINES, MOTORS NON-ELECT		56	33	532 DYEING, TANNING MATERIALS	1 313	1 206	750
723 CIVIL ENGINEERING EQUIPT	17	50	32	533 PIGMENTS, PAINTS, ETC.	176 430	113 220	69 937
764 TELECOMM. EQUIP. PARTS NES	14	228	145	541 MEDICINES, ETC. EXC. GRP542	29 259	440 209	273 575
792 AIRCRAFT, ASSOCTD. EQUIPMT		91	59	542 MEDICAMENTS	8 562	125 916	77 817
874 MEASURE, CONTROL INSTRMNT	6	127	79	551 ESSNTL. OIL, PERFUME, FLAVR	18 028	33 566	20 790
899 MISC MANUFCTRD GOODS NES	1 096	297	179	553 PERFUMERY, COSMETICS, ETC.	15 917	35 892	22 334
USA				554 SOAP, CLEANERS, POLISH, ETC	99 193	49 948	31 019
IMPORTS	91 138 208	36 994 022	22 909 900	562 FERTILIZER, EXCEPT GRP272	1 641 680	53 184	32 551
001 LIVE ANIMALS	5 130	10 497	6 606	571 POLYMERS OF ETHYLENE	261 766	88 515	54 740
011 BOVINE MEAT	1 316	1 707	1 055	572 POLYMERS OF STYRENE	107 155	41 490	25 557
012 OTHER MEAT, MEAT OFFAL	25 706	7 481	4 660	573 POLYMERS, VINYL CHLORIDE	133 890	66 641	41 192
017 MEAT, OFFL. PRPD, PRSVD, NES	8 234	3 513	2 107	574 POLYACETAL, POLYCARBONATE	363 175	161 749	100 661
022 MILK AND CREAM	4 988	2 310	1 440	575 OTH. PLASTIC, PRIMARY FORM	516 822	348 373	216 115
024 CHEESE AND CURD	410	455	282	579 PLASTIC WASTE, SCRAP ETC	2 735	729	457
025 EGGS, BIRDS, YOLKS, ALBUMIN	1 374	2 190	1 371	581 PLASTIC TUBE, PIPE, HOSE	5 910	24 686	15 338
034 FISH, FRESH, CHILLED, FROZN	157 636	63 042	40 505	582 PLASTIC PLATE, SHEETS, ETC	153 724	222 741	138 373
035 FISH, DRIED, SALTED, SMOKED	422	2 065	1 275	583 MONOFILAMENT OF PLASTICS	801	2 734	1 687
036 CRUSTACEANS, MOLLUSCS ETC	6 712	5 432	3 373	591 INSECTICIDES, ETC.	24 784	64 415	38 670
037 FISH ETC. PREPD, PRSVD, NES	1 313	3 512	2 194	592 STARCHES, INULIN, ETC.	62 884	61 096	37 936
041 WHEAT, MESLIN, UNMILLED	81 163	4 613	2 977	593 EXPLOSIVES, PYROTECHNICS	1 785	27 646	17 270
042 RICE	858 126	71 643	44 628	597 PREPD ADDITIVES, LIQUIDS	76 927	38 548	23 786
044 MAIZE UNMILLED	687 868	23 914	14 954	598 MISC. CHEMICAL PRODTS. NES	491 739	515 162	319 014
045 OTHER CEREALS, UNMILLED	65 678	4 073	2 549	611 LEATHER	27 320	68 449	42 297
047 OTHER CEREAL MEAL, FLOURS	19 637	1 601	986	612 MANUFACT. LEATHER ETC. NES	1 332	4 917	3 056
048 CEREAL PREPARATIONS	31 909	4 271	2 641	613 FURSKINS, TANNED, DRESSED	27	388	241
054 VEGETABLES	150 236	29 708	18 803	621 MATERIALS OF RUBBER	47 330	69 976	43 192
056 VEGETABLES, PRPD, PRSVD, NES	155 539	39 011	24 383	625 RUBBER TYRES, TUBES, ETC.	125 464	85 063	52 472
057 FRUIT, NUTS EXCL. OIL NUTS	1 178 251	424 315	264 922	629 ARTICLES OF RUBBER, NES	14 376	57 994	35 905
058 FRUIT, PRESERVED, PREPARED	75 187	17 988	12 791	633 CORK MANUFACTURES	235	416	255
059 FRUIT, VEGETABLE JUICES	66 876	20 763	12 791	634 VENEERS, PLYWOOD, ETC.	1 211 478	230 790	141 838
061 SUGARS, MOLASSES, HONEY	172 875	12 025	7 776	635 WOOD MANUFACTURES, NES	31 714	10 131	6 370
062 SUGAR CONFECTIONERY	1 360	1 062	658	641 PAPER AND PAPERBOARD	2 067 545	231 763	143 215
071 COFFEE, COFFEE SUBSTITUTE	1 112	846	520	642 PAPER, PAPERBOARD, CUT ETC	145 596	89 369	56 761
072 COCOA	5 810	715	445	651 TEXTILE YARN	219 051	215 589	132 818
073 CHOCOLATE, OTH. COCOA PREP	533	464	290	652 COTTON FABRICS, WOVEN	13 164	23 631	14 678
074 TEA AND MATE				653 FABRICS, MAN-MADE FIBRES	11 596	42 401	26 314
075 SPICES	1 959	1 514	936	654 OTH. TEXTILE FABRIC, WOVEN	5 217	10 603	6 602
081 ANIMAL FEED STUFF	13 832 468	350 465	216 407	655 KNIT, CROCHET, FABRIC NES	3 141	15 613	9 656
091 MARGARINE AND SHORTENING	608	226	139	656 TULLE, LACE, EMBROIDRY, ETC	3 213	16 713	10 342
098 EDIBLE PROD. PREPRTNS, NES	24 942	15 678	9 787	657 SPECIAL YARN, TXTL. FABRIC	71 492	132 032	82 445
111 NON-ALCOHOL. BEVERAGE, NES	659	252	161	658 TEXTILE ARTICLES NES	4 982	13 185	8 139
112 ALCOHOLIC BEVERAGES	83 482	40 812	25 611	659 FLOOR COVERINGS, ETC.	21 212	18 813	11 820
121 TOBACCO, UNMANUFACTURED	338 815	383 691	238 883	661 LIME, CEMENT, CONSTR. MATRL	6 634	1 073	672
122 TOBACCO, MANUFACTURED	119 456	36 421	22 660	662 CLAY, REFRCT. CONSTR. MATRL	20 785	7 090	4 448
211 HIDES, SKINS (EX. FURS), RAW	21 054	4 264	2 620	663 MINERAL MANUFACTURES, NES	112 060	122 937	76 198
212 FURSKINS, RAW	585	7 399	4 424	664 GLASS	94 258	80 335	49 779
222 OILSEED (SFT. FIX VEG. OIL)	14 736 047	669 033	411 263	665 GLASSWARE	9 182	15 854	9 826
223 OILSEED (OTH. FIX VEG. OIL)	5 991	851	523	666 POTTERY	1 257	2 804	1 738
231 NATURAL RUBBER, ETC.	684	172	101	667 PEARLS, PRECIOUS STONES			
232 SYNTHETIC RUBBER, ETC.	439 331	195 264	120 858	671 PIG IRON, SPIEGELEISN, ETC	83 788	19 038	11 848
245 FUEL WOOD, WOOD CHARCOAL	1 202	89	54	672 INGOTS ETC. IRON OR STEEL	2 051	678	423
247 WOOD ROUGH, ROUGH SQUARED	944 115	105 354	63 889	673 FLAT-ROLLED IRON ETC.	5 926	793	491
248 WOOD, SIMPLY WORKED	1 020 918	146 877	90 854	674 FLAT-ROLLED PLATED IRON	35 751	5 035	3 154
251 PULP AND WASTE PAPER	5 678 333	701 023	433 591	675 FLAT-ROLLED, ALLOY STEEL	12 173	13 959	8 629
263 COTTON	499 412	131 830	80 145	676 IRON, STL. BAR, SHAPES ETC.	125 351	24 929	15 358
266 SYNTHETIC FIBRES	23 610	34 362	21 413	677 RAILWAY TRACK IRON, STEEL	153	53	32
267 OTHER MAN-MADE FIBRES	52 617	23 323	14 498	678 WIRE OF IRON OR STEEL	7 329	4 175	2 568
268 WOOL, OTHER ANIMAL HAIR	9 514	8 057	5 164	679 TUBES, PIPES, ETC. IRON, STL	25 460	41 505	25 713
269 WORN CLOTHING, TEXTL. ARTL	9 963	3 478	2 189	681 SILVER, PLATINUM, ETC.	319	50 751	31 867
272 FERTILIZERS, CRUDE	3 528 211	29 806	18 464	682 COPPER	196 276	131 771	81 394
273 STONE, SAND AND GRAVEL	84 503	15 052	9 362	683 NICKEL	12 264	45 385	27 921
274 SULPHUR, UNRSTD. IRON PYRS	11 481	277	164	684 ALUMINIUM	167 553	80 194	49 467
277 NATURAL ABRASIVES, NES	10 752	35 817	22 174	685 LEAD	1 304	699	433
278 OTHER CRUDE MINERALS	2 719 689	98 079	60 761	686 ZINC	22 255	7 469	4 553
282 FERROUS WASTE AND SCRAP	40 239	4 984	3 107	687 TIN	521	675	412
285 ALUMINIUM ORE, CONCTR. ETC	8 414	6 239	3 864	689 MISC. NON-FERR. BASE METAL	85 691	71 579	44 481
287 ORE, CONCENTR. BASE METALS	400 791	42 346	26 556	691 METALLIC STRUCTURES NES	14 075	9 542	5 910
288 NON-FERROUS WASTE, SCRAP	570 675	160 693	98 794	692 CONTAINERS, STORAGE, TRNSP	30 098	24 982	15 825
289 PREC. METAL ORES, CONCTRITS	10 438	148 697	92 070	693 WIRE PRODUCTS EXCL. ELECT	6 009	6 948	4 344
291 CRUDE ANIMAL MATERLS. NES	273 885	49 954	30 834	694 NAILS, SCREWS, NUTS, ETC.	31 541	76 577	47 275
292 CRUDE VEG. MATERIALS, NES	117 544	81 858	50 898	695 TOOLS	21 015	134 474	83 439
321 CDAL, NOT AGGLOMERATED	7 157 407	65 688	40 799	696 CUTLERY	6 843	45 815	28 474
325 COKE, SEMI-COKE, RET. CARBN	274 995	3 924	2 427	697 HOUSEHOLD EQUIPMENT, NES	6 428	10 604	6 603
334 PETROLEUM PRODUCTS	1 698 959	96 742	60 638	699 MANUFACT. BASE METAL, NES	102 260	243 080	150 813
335 RESIDUAL PETROL. PRODUCTS	13 575 773	236 787	146 500	711 STEAM GENER. BOILERS, ETC.	167	514	311
342 LIQUEFIED PROPANE, BUTANE	65	113	72	712 STEAM TURBINES	1 836	19 850	12 870
344 PETROLEUM GASES, NES	44 906	2 037	1 268	713 INTRNL COMBUS PSTN ENGIN	113 492	259 936	160 743
411 ANIMAL OILS AND FATS	163 325	9 823	5 987	714 ENGINES, MOTORS NON-ELECT	8 835	1 132 307	704 173
421 FIXED VEG. FAT, OILS, SOFT	336 753	39 523	24 544	716 ROTATING ELECTRIC PLANT	38 937	168 728	104 611
422 FIXED VEG. FAT, OILS, OTHER	10 026	8 282	5 218	718 OTH. POWR. GENRTNG. MACHNRY	10 539	66 146	40 872
				721 AGRIC. MACHINES, EX. TRACTR	57 032	71 151	43 295
				722 TRACTORS	32 875	35 259	21 910
				723 CIVIL ENGINEERING EQUIPT	144 359	147 115	91 674
				724 TEXTILE, LEATHER MACHINES	11 543	46 201	28 649
				725 PAPER, PULP MILL MACHINES	13 910	55 512	34 675
				726 PRINTNG, BOOKBINDNG MACHS	15 711	94 608	58 280
				727 FOOD-PROCESS. MCH. NON DOM	3 343	18 672	11 608

7 IMPORTS AND EXPORTS (SPECIAL TRADE) BY COUNTRIES OF PRODUCTION AND CONSUMPTION AND BY GROUPS OF THE SITC-REV. III 1990

GROUP DESCRIPTION	DT = 100 KG	1 000 DM	1 000 \$	GROUP DESCRIPTION	DT = 100 KG	1 000 DM	1 000 \$
728 DTH. MACH. PTS. SPCL INDUST	52 428	367 790	227 817	073 CHOCOLATE, OTH. COCOA PREP	27 966	21 027	13 181
731 METAL REMOVAL WORK TOOLS	16 659	107 525	66 580	074 TEA AND MATE	-	-	-
733 MACH-TOOLS, METAL-WORKING	15 846	49 624	30 900	075 SPICES	1 398	2 027	1 231
735 PARTS, NES, FOR MACH-TOOLS	8 821	56 520	35 116	081 ANIMAL FEED STUFF	55 160	62 773	38 729
737 METALWORKING MACHNRY NES	7 045	52 719	32 808	098 EDIBLE PROD. PREPRPTS, NES	53 958	35 640	22 280
741 HEATING, COOLING EQUIP, PART	94 653	310 989	192 532	111 NON-ALCOHOL. BEVERAGE, NES	87 897	11 561	7 174
742 PUMPS FOR LIQUIDS, PART	75 148	217 196	134 911	112 ALCOHOLIC BEVERAGES	1 472 492	303 504	188 220
743 PUMPS NES, CENTRIFUGS ETC	66 766	229 892	142 727	121 TOBACCO, UNMANUFACTURED	31 813	4 956	3 115
744 MECHANICAL HANDLING EQUIP	61 321	73 878	46 063	122 TOBACCO, MANUFACTURED	756	2 009	1 237
745 OTH. NONELEC MCH, TOOL, NES	37 090	200 193	123 761	211 HIDES, SKINS (EX. FURS), RAW	1 243	394	260
746 BALL OR ROLLER BEARINGS	34 847	102 388	63 568	212 FURSKINS, RAW	22	265	156
747 TAPS, COCKS, VALVES, ETC.	23 205	156 797	97 095	231 NATURAL RUBBER, ETC.	138	100	63
748 TRANSMISSIONS, SHAFTS ETC	51 681	114 487	71 029	232 SYNTHETIC RUBBER, ETC.	122 590	32 795	20 249
749 NON-ELECT MACH. PARTS, ETC	10 284	65 710	40 562	245 WOOD IN CHIPS, PARTICLES	60 408	997	625
751 OFFICE MACHINES	17 555	122 527	76 227	247 WOOD ROUGH, ROUGH SQUARED	1 795	159	99
752 AUTOMATIC DATA PROC. EQUIP	115 048	2 781 190	1 729 719	248 WOOD, SIMPLY WORKED	7 692	2 482	1 530
759 PARTS, FOR OFFICE MACHINES	59 500	1 949 839	1 206 834	251 PULP AND WASTE PAPER	58 030	10 900	6 718
761 TELEVISION RECEIVERS ETC	4 824	18 379	11 400	255 SYNTHETIC FIBRES	75 808	33 401	20 654
762 RADIO-BROADCAST RECEIVER	1 370	16 227	10 292	266 OTHER MAN-MADE FIBRES	53 017	17 613	11 090
763 SOUND RECORDER, PHONOGRPH	2 592	27 182	16 968	268 WOOD, OTHER ANIMAL HAIR	2 490	1 649	1 023
764 TELECOMM. EQUIP, PARTS NES	32 460	637 945	397 945	269 WORN CLOTHING, TEXTL. ARTL	9 110	2 595	1 612
771 ELECT POWER MACHNRY PARTS	19 839	162 240	100 020	272 FERTILIZERS, CRUDE	6 025	338	203
772 ELEC. SWITCH, RELAY, CIRCUIT	45 125	580 982	358 600	273 STONE, SAND AND GRAVEL	10 866	954	588
773 ELECTR DISTRIB. EOPT NES	43 019	195 709	121 530	277 NATURAL ABRASIVES, NES	306	4 591	2 871
774 ELECTRO-MEODCL, XRAY EQUIP	10 895	259 200	160 941	278 OTHER CRUDE MINERALS	156 478	4 401	2 710
775 DDM. ELEC, NON-ELEC. EQUIPT	19 063	49 764	31 022	282 FERROUS WASTE AND SCRAP	2 899	309	192
776 TRANSISTORS, VALVES, ETC.	17 808	952 569	591 703	285 ALUMINIUM ORE, CONCTR. ETC	40 908	11 675	7 234
778 ELECTRIC MACH. APPART, NES	75 558	589 567	366 753	287 ORE, CONCENTR. BASE METALS	3 316	12 017	7 429
781 PASS. MOTOR VEHCLS. EX. BUS	578 374	971 316	601 674	288 NON-FERROUS WASTE, SCRAP	21 326	41 559	25 959
782 GOODS, SPCL TRANSPORT VEH	22 641	23 362	14 583	289 PREC. METAL DRES, CONCTRIS	369	1 550	1 013
783 ROAD MOTOR VEHICLES NES	640	1 078	648	291 CRUDE ANIMAL MATERLS. NES	28 321	19 597	12 069
784 PARTS, TRACTORS, MOTOR VEH	140 839	288 769	178 748	292 CRUDE VEG. MATERIALS, NES	18 866	24 730	15 421
785 CYCLES, MOTORCYCLES ETC.	37 858	98 846	61 105	293 COKE, SEMI-COKE, RET. CARBN	165 994	4 133	2 466
786 TRAILERS, SEMI-TRAILR, ETC	105 730	17 940	11 129	334 PETROLEUM PRODUCTS	655 751	20 729	13 094
791 RAILWAY VEHICLES. EQUIPNT	455	856	524	335 RESIDUAL PETROL. PRODUCTS	209 940	24 796	15 502
792 AIRCRAFT, ASSOC'D. EQUIPNT	90 792	4 585 818	2 816 984	342 LIQUEFIED PROPANE, BUTANE	275	278	168
793 SHIP, BOAT, FLOAT. STRUCTRS	713 943	211 701	134 988	411 ANIMAL OILS AND FATS	1 725	3 471	2 187
811 PREFABRICATED BUILDINGS	3 155	1 492	927	421 FIXED VEG. FAT, OILS, SOFT	301 613	21 447	13 448
812 PLUMBING, SANITRY, EOPT, ETC	752	972	595	422 FIXED VEG. FAT, OILS, OTHER	142	66	39
813 LIGHTING FIXTURES, ETC. NES	6 210	31 825	19 723	431 ANIMAL, VEG. FATS, OILS, NES	17 241	5 630	3 458
821 FURNITURE, CUSHIONS, ETC.	45 618	71 500	44 249	511 HYDROCARBONS, NES, DERIVTS	210 460	42 065	25 981
831 TRUNK, SUIT-CASES, BAG, ETC	3 165	11 552	7 218	512 ALCOHOL, PHENOL, ETC. DERIV	752 428	197 570	121 520
841 MENS, BOYS CLOTHING, X-KNIT	15 744	63 153	40 226	513 CARBOXYLIC ACIDS, DERIVTS	477 234	124 680	77 019
842 WOMEN, GIRL CLOTHING, XKNIT	1 033	9 606	5 994	514 NITROGEN-FUNCT. COMPOUNDS	343 828	393 402	241 890
843 MENS, BOYS CLOTHING, KNIT	353	2 266	1 395	515 ORGANO-INORGANIC COMPNDS	279 342	664 480	412 267
844 WOMEN, GIRLS CLOTHING, KNIT	623	4 970	3 089	516 OTHER ORGANIC CHEMICALS	199 239	199 560	123 534
845 OTHR. TEXTILE APPAREL, NES	6 926	29 951	18 661	522 INORGANIC CHEM. ELEMENTS	1 483 398	223 295	137 809
846 CLOTHING ACCESSRS, FABRIC	6 778	22 225	13 806	523 METAL, SALTS, INORGAN. ACID	1 164 818	193 612	118 892
848 CLOTHING, NONTEXTL; HEADGEAR	12 329	29 277	18 121	524 OTHER CHEMICAL COMPOUNDS	31 356	45 677	28 226
851 FOOTWEAR	10 622	34 509	21 154	525 RADIO-ACTIVE MATERIALS	7 790	266 642	162 578
871 OPTICAL INSTRUMENTS, NES	3 022	126 374	78 755	531 SYNTH. COLOURS, LAKES, ETC.	158 047	432 909	267 756
872 MEDICAL INSTRUMENTS NES	27 255	382 416	237 116	532 DYEING, TANNING MATERIALS	36 575	7 284	4 470
873 METERS, COUNTERS, NES	1 752	19 433	12 040	533 PIGMENTS, PAINTS, ETC.	296 157	146 051	90 886
874 MEASURE, CONTROL INSTRMNT	51 315	1 357 266	843 310	541 MEDICINES, ETC. EXC. GRPS 42	65 034	370 336	229 405
881 PHOTOGRAPH APPAR. ETC. NES	14 226	151 693	94 375	542 MEDICAMENTS	13 999	188 917	116 364
882 PHOTO. CINEMATOGRPH. SUPPL	126 251	442 253	273 765	551 ESSNTL. OIL, PERFUME, FLAVR	16 312	14 746	9 192
883 CINE. FILM EXPOS. DEVELPD	380	7 564	4 719	553 PERFUMERY, COSMETICS, ETC.	45 632	99 381	61 492
884 OPTICAL GOODS NES	2 697	87 520	53 980	554 SOAP, CLEANERS, POLISH, ETC	112 301	53 322	32 878
885 WATCHES AND CLOCKS	700	12 547	7 910	562 FERTILIZER, EXCEPT GRP 272	942 105	23 181	14 707
891 ARMS AND AMMUNITION	9 797	40 959	25 179	571 POLYMERS OF ETHYLENE	37 856	10 413	6 414
892 PRINTED MATTER	85 175	180 281	111 669	572 POLYMERS OF STYRENE	68 373	17 578	10 888
893 ARTICLES, NES, OF PLASTICS	127 294	234 049	144 638	573 POLYMERS, VINYL CHLORIDE	53 465	31 208	19 109
894 BABY CARRIAGE, TOYS, GAMES	62 719	162 452	100 747	574 POLYACETAL, POLYCARBONATE	83 330	46 438	28 876
895 OFFICE, STATIONERY SUPPLS	12 650	57 381	35 609	575 OTH. PLASTIC, PRIMARY FORM	531 465	292 222	180 646
896 WORKS OF ART, ANTIQUE ETC	2 035	168 985	104 523	579 PLASTIC WASTE, SCRAP ETC	102 977	15 158	9 261
897 GOLD, SILVERWARE, JEWEL NES	472	30 660	19 177	581 PLASTIC TUBE, PIPE, HOSE	34 291	70 041	43 501
898 MUSICAL INSTRUMENTS, ETC.	65 420	584 891	364 193	582 PLASTIC PLATE, SHEETS, ETC	329 285	256 283	158 729
899 MISC MANUFACTRD GOODS NES	11 102	184 583	114 627	583 MONOFILAMENT OF PLASTICS	16 555	12 332	7 547
961 COIN NONGOLD NONCURRENT	263	16 226	10 053	591 INSECTICIDES, ETC.	36 285	51 183	30 988
971 GOLD, NONMONTY EXCL DRES	-	-	-	592 STARCHES, INULIN, ETC.	464 911	95 253	58 516
972 MONETARY GOLD, GOLD COINS	11	23 422	14 417	593 EXPLOSIVES, PYROTECHNICS	3 383	13 936	8 809
EXPORTS	46 468 140	46 870 233	29 047 373	597 PREPRD ADDITIVES, LIQUIDS	41 742	18 758	11 619
001 LIVE ANIMALS	1 369	5 342	3 270	598 MISC. CHEMICAL PRODTS. NES	1 048 980	453 224	279 628
011 BOVINE MEAT	151	78	50	600 CPL IND PLANT CHAP 69-76	5 137	4 759	3 132
016 MEAT, ED. OFFL, DRY, SLT, SMK	371	476	294	611 LEATHER	14 789	44 060	27 059
017 MEAT, OFFL, PRPD, PRSVD, NES	394	295	177	612 MANUFACT. LEATHER ETC. NES	1 733	8 127	5 021
022 MILK AND CREAM	82 801	32 801	19 441	613 FURSKINS, TANNED, DRESSED	68	1 125	685
023 BUTTER, OTHER FAT OF MILK	185	145	90	621 MATERIALS OF RUBBER	77 138	40 608	25 099
024 CHEESE AND CURD	27 083	15 444	9 616	625 RUBBER TYRES, TUBES, ETC.	274 240	182 080	112 571
025 EGGS, BIRDS, YOLKS, ALBUMIN	2 674	384	250	629 ARTICLES OF RUBBER, NES	62 013	85 944	53 377
034 FISH, FRESH, CHILLED, FROZN	117	293	179	633 CORK MANUFACTURES	820	3 417	2 113
035 FISH, DRIED, SALTED, SMOKED	135	357	215	634 VENEERS, PLYWOOD, ETC.	35 793	28 151	17 259
036 CRUSTACEANS, MOLLUSCS ETC	22	86	53	635 WOOD MANUFACTURES, NES	21 361	25 379	15 707
037 FISH ETC. PRPD, PRSVD, NES	3 668	3 781	2 361	641 PAPER AND PAPERBOARD	1 782 168	369 395	227 894
041 WHEAT, MESLIN, UNMILLED	309	157	84	642 PAPER, PAPERBOARD, CUT ETC	118 644	71 174	43 993
042 RICE	594	140	87	651 TEXTILE YARN	168 054	174 523	108 140
043 BARLEY, UNMILLED	3 600	70	42	652 COTTON FABRICS, WOVEN	8 724	43 893	27 185
048 CEREAL PREPARATIONS	95 024	41 962	26 229	653 FABRICS, MAN-MADE FIBRES	44 063	150 881	93 456
054 VEGETABLES	55 263	57 808	34 978	654 OTH. TEXTILE FABRIC, WOVEN	11 102	35 159	21 850
056 VEGETABLES, PRPD, PRSVD, NES	18 591	7 356	4 578	655 KNIT, CROCHET, FABRIC NES	5 218	10 227	6 232
057 FRUIT, NUTS EXCL. OIL NUTS	4 347	2 695	1 640	656 TULLE, LACE, EMBROIDRY, ETC	1 718	8 819	5 451
058 FRUIT, PRESERVED, PREPARED	6 342	2 342	1 458	657 SPECIAL YARN, TEXTL. FABRIC	54 108	98 997	61 608
059 FRUIT, VEGETABLE JUICES	346 484	72 688	45 401	658 TEXTILE ARTICLES NES	12 742	22 534	13 979
061 SUGARS, MOLASSES, HONEY	11 608	1 550	961	659 FLOOR COVERINGS, ETC.	13 028	17 359	10 679
062 SUGAR CONFECTIONERY	178 681	58 881	36 545	661 LIME, CEMENT, CONSTR. MATRL	77 026	13 346	8 555
071 COFFEE, COFFEE SUBSTITUTE	391 794	150 783	92 117	662 CLAY, REFRACT. CONSTR. MATRL	338 124	55 295	34 179
072 COCOA	53 665	11 601	7 146	663 MINERAL MANUFACTURES, NES	114 405	152 595	94 365
				664 GLASS	252 833	129 916	80 458
				665 GLASSWARE	186 472	198 677	122 802

7 IMPORTS AND EXPORTS (SPECIAL TRADE) BY COUNTRIES OF PRODUCTION AND CONSUMPTION AND BY GROUPS OF THE SITC-REV. III 1990

GROUP DESCRIPTION	DT = 100 KG	1 000 DM	1 000 \$	GROUP DESCRIPTION	DT = 100 KG	1 000 DM	1 000 \$
666 POTTERY	32 178	96 404	59 899	884 OPTICAL GOODS NES	2 378	142 793	88 728
667 PEARLS,PRECIOUS STONES				885 WATCHES AND CLOCKS	21 965	133 937	82 897
671 PIG IRON, SPIEGELEISN, ETC	331 427	73 940	46 066	891 ARMS AND AMMUNITION	4 902	64 120	39 842
672 INGOTS ETC. IRON OR STEEL	2 215 557	108 044	66 032	892 PRINTED MATTER	99 261	226 378	139 614
673 FLAT-ROLLED IRON ETC.	6 657 326	492 569	309 316	893 ARTICLES, NES, OF PLASTICS	185 042	285 690	177 049
674 FLAT-ROLLED PLATED IRON	2 570 329	321 815	199 513	894 BABY CARRIAGE, TOYS, GAMES	74 134	187 557	116 322
675 FLAT-ROLLED, ALLOY STEEL	493 814	96 475	59 965	895 OFFICE, STATIONERY SUPPLS	39 496	132 530	82 233
676 IRON, STL. BAR, SHAPES ETC.	926 409	109 001	67 849	896 WORKS OF ART, ANTIQUE ETC	2 368	300 316	183 616
677 RAILWAY TRACK IRON, STEEL	104 995	10 276	6 207	897 GOLD, SILVERWARE, JEWEL NES	782	61 527	38 324
678 WIRE OF IRON OR STEEL	126 670	27 281	16 881	898 MUSICAL INSTRUMENTS, ETC.	75 790	252 664	156 375
679 TUBES, PIPES, ETC. IRON, STL	2 054 522	288 096	179 691	899 MISC MANUFCTRD GOODS NES	30 429	149 959	89 316
681 SILVER, PLATINUM, ETC.	125	187 552	117 290	941 COMPL IND PLANT CHAPT 99	235	395	246
682 COPPER	274 898	202 684	124 952	961 COIN NONGOLD NONCURRENT	17	1 048	652
683 NICKEL	27 723	73 975	45 858	971 GOLD, NONMONTY EXCL DRES	190	11 931	7 486
684 ALUMINIUM	299 447	222 355	137 410	972 MONETARY GOLD, GOLD COINS	2	8 306	5 133
685 LEAD	3 132	2 016	1 249				
686 ZINC	16 628	5 132	3 058	CANADA			
687 TIN	231	520	323				
689 MISC. NON-FERR. BASE METAL	6 143	27 292	16 942	IMPORTS	85 293 493	4 508 807	2 798 506
691 METALLIC STRUCTURES NES	47 661	44 059	27 318	001 LIVE ANIMALS	1 953	3 109	1 943
692 CONTAINERS, STORAGE, TRNSP	20 901	46 383	28 546	012 OTHER MEAT, MEAT OFFAL	4 279	1 457	952
693 WIRE PRODUCTS EXCL. ELECT	99 849	68 079	41 957	017 MEAT, OFFL. PRPD, PRSVD, NES	4 242	1 129	82
694 NAILS, SCREWS, NUTS, ETC.	71 047	75 095	46 453	025 EGGS, BIRDS, YOLKS, ALBUMIN	4 736	7 384	4 599
695 TOOLS	54 037	244 410	151 383	034 FISH, FRESH, CHILLED, FROZEN	106 208	30 916	19 343
696 CUTLERY	12 995	82 057	51 031	035 FISH, DRIED, SALTED, SMOKED	3 194	1 994	1 262
697 HOUSEHOLD EQUIPMENT, NES	19 904	37 035	23 017	036 CRUSTACEANS, MOLLUSCS ETC	11 649	13 474	8 380
699 MANUFACTS. BASE METAL, NES	382 006	423 531	261 809	037 FISH ETC. PREPD, PRSVD, NES	4 021	4 644	2 963
700 CPL IND PLANT (84/85/87)	23 516	55 104	34 349	041 WHEAT, MESLIN, UNMILLED	215 318	7 745	4 890
711 STEAM GENER. BOILERS, ETC.	4 927	8 697	5 495	043 BARLEY, UNMILLED	1 298	61	37
712 STEAM TURBINES	2 320	25 960	15 944	044 MAIZE UNMILLED	14 337	6 990	4 154
713 INTRNL COMBUS PSTN ENGIN	952 001	1 641 439	1 018 892	045 OTHER CEREALS, UNMILLED	66 707	5 148	3 205
714 ENGINES, MOTORS NON-ELECT	32 804	1 039 226	642 273	048 CEREAL PREPARATIONS	1 899	419	259
716 ROTATING ELECTRIC PLANT	77 567	240 877	149 413	054 VEGETABLES	121 473	10 161	6 400
718 DTH. POWR. GENRTNG. MACHNRY	31 119	78 719	48 803	055 VEGETABLES, PRPD, PRSVD, NES	38 956	8 298	5 202
721 AGRIC. MACHINES, EX. TRACTR	119 819	118 592	72 517	057 FRUIT, NUTS EXCL. OIL NUTS	1 787	375	224
722 TRACTORS	699 797	673 451	414 124	058 FRUIT, PRESERVED, PREPARED	95 317	31 923	20 518
723 CIVIL ENGINEERING EQUIPT	477 506	414 163	254 829	059 FRUIT, VEGETABLE JUICES	394	207	130
724 TEXTILE, LEATHER MACHINES	267 538	1 115 807	689 508	061 SUGARS, MOLASSES, HONEY	32 361	7 920	4 907
725 PAPER, PULP MILL MACHINES	83 995	328 751	202 228	062 SUGAR CONFECTIONERY	43	59	37
726 PRINTNG, BOOKBNDRNG MACHS	148 771	745 811	462 001	081 ANIMAL FEED STUFF	75 198	2 515	1 509
727 FOOD-PROCESS. MCH. NON DOM	27 578	131 960	81 752	098 EDIBLE PRD. PREPRNTS, NES	5 047	993	614
728 DTH. MACH. PTS. SPCL INDUSTR	368 345	1 233 943	768 590	111 NON-ALCOHOL. BEVERAGE, NES	516	72	48
731 METAL REMOVAL WORK TOOLS	116 560	530 637	328 800	112 ALCOHOLIC BEVERAGES	3 582	2 399	1 518
733 MACH-TOOLS, METAL-WORKING	39 399	132 425	82 431	121 TOBACCO, UNMANUFACTURED	13 105	8 146	5 085
735 PARTS, NES, FOR MACH-TOOLS	32 987	215 262	134 020	122 TOBACCO, MANUFACTURED	913	203	137
737 METALWORKING MACHNRY NES	57 290	170 573	106 660	211 HIDES, SKINS (EX. FURS), RAW	2 391	926	573
741 HEATING, COOLING EQUIP, PART				212 FURSKINS, RAW	809	7 997	4 830
742 PUMPS FOR LIQUIDS, PARTS	89 657	400 652	248 679	222 OILSEED (SFT. FIX VEG. OIL)	169 988	9 150	5 624
743 PUMPS NES, CENTRIFUGS ETC	169 138	490 319	304 766	223 OILSEED (OTH. FIX. VEG. OIL)	889 427	44 048	27 558
744 MECHANICAL HANDLING EQUIP	159 136	269 049	165 875	231 NATURAL RUBBER, ETC.	1 088	152	93
745 DTH. NONELEC MCH, TOOL, NES	126 586	632 418	391 310	232 SYNTHETIC RUBBER, ETC.	1 806	635	396
746 BALL OR ROLLER BEARINGS	98 455	274 767	170 123	247 WOOD ROUGH, ROUGH SQUARED	45 143	4 522	2 723
747 TAPS, COCKS, VALVES, ETC.	54 012	279 963	173 163	248 WOOD, SIMPLY WORKED	1 099 720	134 103	82 908
748 TRANSMISSIONS SHAFTS ETC	394 506	470 673	291 306	251 PULP AND WASTE PAPER	8 594 796	1 055 773	651 003
749 NON-ELECT MACH. PARTS, ETC	54 079	141 545	87 750	263 COTTON	381	51	32
751 OFFICE MACHINES	18 794	108 303	67 169	267 OTHER MAN-MADE FIBRES	1 645	499	298
752 AUTOMATC. DATA PROC. EQUIP	13 558	466 141	290 599	268 WOOD, OTHER ANIMAL HAIR	5	71	45
759 PARTS, FOR OFFICE MACHINES	27 795	581 233	360 640	273 STONE, SAND AND GRAVEL	7 998	665	418
761 TELEVISION RECEIVERS ETC	341	4 517	2 766	274 SULPHUR, UNRSTD. IRON PYRS	817 254	13 345	8 282
762 RADIO-BROADCAST RECEIVER	710	13 394	8 329	277 NATURAL ABRASIVES, NES	2 548	550	356
763 SOUND RECORDER, PHONOGRPH	13 439	91 179	56 198	278 OTHER CRUDE MINERALS	163 934	17 007	10 453
764 TELECOMM. EQUIP. PARTS NES	16 798	241 296	149 510	281 IRON ORE, CONCENTRATES	60 114 060	326 353	204 936
771 ELECT POWER MACHNRY, PARTS	61 149	253 113	155 716	282 FERROUS WASTE AND SCRAP	4 026	524	336
772 ELEC. SWITCH. RELAY. CIRCUIT	79 929	705 680	436 910	284 NICKEL DRES, CONCTR, MATTE	4 737	6 493	3 965
773 ELECTR. DISTRIB. EQPT NES	31 270	99 451	61 684	285 ALUMINIUM ORE, CONCTR. ETC	6 277	979	602
774 ELECTRO-MEDCL. XRAY EQUIP	44 545	663 864	412 473	287 ORE, CONCENTR. BASE METALS	5 091 643	257 124	160 496
775 DOM. ELEC. NON-ELEC. EQUIPT	88 020	212 033	131 308	288 NON-FERROUS WASTE, SCRAP	1 912 130	93 315	57 930
776 TRANSISTORS, VALVES, ETC.	6 663	465 725	288 453	289 PREC. METAL DRES, CONCTRSTS	2 967	48 877	29 986
778 ELECTRIC. MACH. APPART. NES	258 489	746 674	462 858	291 CRUDE ANIMAL MATERLS. NES	31 718	11 233	7 045
781 PASS. MOTOR VEHCLS. EX. BUS	3 426 521	10 177 724	6 280 378	292 CRUDE VEG. MATERIALS, NES	11 879	3 876	2 363
782 GOODS, SPCL TRANSPORT VEH	53 559	74 067	46 004	321 COAL, NOT AGGLOMERATED	701 596	7 436	4 525
783 ROAD MOTOR VEHICLES NES	10 130	23 855	14 694	334 PETROLEUM PRODUCTS	5 154	576	374
784 PARTS, TRACTORS, MOTOR VEH	726 657	1 756 927	1 082 558	335 RESIDUAL PETROL. PRODUCTS	109 260	7 548	4 744
785 CYCLES, MOTORCYCLES ETC.	10 899	33 762	21 045	411 ANIMAL OILS AND FATS	27 056	1 682	997
786 TRAILERS, SEMI-TRAILR, ETC	36 039	39 076	25 061	422 FIXED VEG. FAT, OILS, OTHER	1 023	144	83
791 RAILWAY VEHICLES. EQUIPNT	10 843	17 955	11 094	431 ANIMAL, VEG. FATS, OILS, NES	558	316	190
792 AIRCRAFT, ASSOCTD. EQUIPNT	10 124	713 222	441 012	511 HYDROCARBONS, NES, DERIVTS	141 734	11 875	7 538
793 SHIP, BOAT, FLOAT. STRUCTRS	571 224	289 822	184 541	512 ALCOHOL, PHENOL, ETC. DERIV	15 078	1 986	1 332
800 CPL IND PLANT CHAP 90/94	14	233	830	513 CARBOXYLIC ACIDS, DERIVTS	21 197	3 780	2 344
811 PREFABRICATED BUILDINGS	1 429	1 363	6 174	514 NITROGEN-FUNCT. COMPOUNDS	10 035	1 824	1 123
812 PLUMBNG, SANITRY, EQPT, ETC	19 829	9 960	25 768	515 ORGANIC-INORGANIC COMPNDS	967	2 979	1 812
813 LIGHTING FIXTURES ETC. NES	9 923	41 495	195 052	516 OTHER ORGANIC CHEMICALS	20	254	155
821 FURNITURE, CUSHIONS, ETC.	238 211	313 760	195 052	522 INORGANIC CHEM. ELEMENTS	105 954	17 177	10 651
831 TRUNK, SUIT-CASES, BAG, ETC	4 024	31 651	19 588	523 METAL, SALTS, INORGAN. ACID	654	216	130
841 MENS, BOYS CLOTHING, X-KNIT	2 420	34 143	20 979	524 OTHER CHEMICAL COMPOUNDS	126	402	253
842 WOMEN, GIRL CLOTHING, XKNIT	4 728	142 803	89 247	525 RADIO-ACTIVE MATERIALS	3 180	12 953	8 314
843 MENS, BOYS CLOTHING, KNIT	86	1 057	660	531 SYNTH. COLOURS, LAKES, ETC.	39	56	34
844 WOMEN, GIRLS CLOTHING, KNIT	575	5 797	3 619	532 DYING, TANNING MATERIALS	75	191	125
845 OTHR. TEXTILE APPAREL, NES	1 813	39 605	24 726	533 PIGMENTS, PAINTS, ETC.	796	2 199	1 352
846 CLOTHING ACCESSRS, FABRIC	3 101	23 884	14 912	541 MEDICINES, ETC. EXC. GRP542	539	31 274	19 983
848 CLOTHING, NONTXLT. HEADGEAR	2 995	28 480	17 843	542 MEDICAMENTS	445	8 149	5 092
851 FOOTWEAR	9 399	49 367	30 681	541 ESSENT. OIL, PERFUME, FLAVR	184	853	519
871 OPTICAL INSTRUMENTS, NES	4 943	164 960	102 401	553 PERFUMERY, COSMETICS, ETC.	687	987	616
872 MEDICAL INSTRUMENTS NES	17 484	497 806	309 750	554 SOAP, CLEANERS, POLISH, ETC	4 243	2 080	1 291
873 METERS, COUNTERS, NES	3 101	29 654	18 958	562 FERTILIZER, EXCEPT GRP272	1 331	96	60
874 MEASURE, CONTROL INSTRMNT	63 354	1 102 424	684 113	571 POLYMERS OF ETHYLENE	135 063	23 198	14 489
881 PHOTOGRAPH APPAR. ETC. NES	11 544	171 141	105 943	572 POLYMERS OF STYRENE	256	59	36
882 PHOTO. CINEMATOGPH. SUPPL	129 599	194 833	121 005	573 POLYMERS, VINYL CHLORIDE	653	92	57
883 CINE. FILM EXPOS. DEVELOPD	32	303	189				

7 IMPORTS AND EXPORTS (SPECIAL TRADE) BY COUNTRIES OF PRODUCTION AND CONSUMPTION AND BY GROUPS OF THE SITC-REV. III 1990

GROUP DESCRIPTION	DT = 100 KG	1 000 DM	1 000 \$	GROUP DESCRIPTION	DT = 100 KG	1 000 DM	1 000 \$
574 POLYACETAL,POLYCARBONATE	1 738	432	258	786 TRAILERS,SEMI-TRAIL,ETC	1 461	912	575
575 OTH.PLASTIC,PRIMARY FORM	19 357	4 286	2 639	792 AIRCRAFT,ASOCTO.EQUIPNT	2 495	248 301	155 312
579 PLASTIC WASTE, SCRAP ETC	1 873	247	149	793 SHIP,BOAT,FLOAT.STRUCTRS	474	654	396
581 PLASTIC TUBE,PIPE,HOSE	456	501	310	811 PREFABRICATED BUILDINGS	14 250	4 913	3 034
582 PLASTIC PLATE,SHEETS,ETC	1 765	1 858	1 177	812 PLUMBING,SANITRY,EQPT.ETC	26	186	112
583 MONOFILAMENT OF PLASTICS	206	207	127	813 LIGHTING FIXTURES ETC.NES	49	288	171
591 INSECTICIDES, ETC.	383	107	66	821 FURNITURE,CUSHIONS,ETC.	38 084	13 539	8 349
592 STARCHES,INULIN,ETC.	2 184	1 503	934	831 TRUNK,SUIT-CASES,BAG,ETC	172	312	195
597 PREPRD ADDITIVES,LIQUIDS	1 295	428	261	841 MENS,BOYS CLOTHNG,X-KNIT	183	992	613
598 MISC.CHEMICAL PRODTS.NES	68 785	19 175	11 794	842 WOMEN,GIRL CLOTHNG,XKNIT	44	796	478
611 LEATHER	3 573	3 747	2 277	843 MENS,BOYS CLOTHING,KNIT	164	944	612
612 MANUFACT. LEATHER ETC.NES	14	70	40	844 WOMEN,GIRLS CLOTHNG,KNIT	7	212	135
613 FURSKINS,TANNED,DRESSED	14	449	275	845 OTHR.TEXTILE APPAREL,NES	235	1 330	832
621 MATERIALS OF RUBBER	6 354	2 300	1 434	846 CLOTHING ACCESSRS,FABRIC	220	590	370
625 RUBBER TYRES,TUBES,ETC.	4 109	3 469	2 188	848 CLOTHING,NONTXTL;HEADGEAR	202	1 353	836
629 ARTICLES OF RUBBER, NES	1 081	2 023	1 257	851 FOOTWEAR	131	551	352
634 VENEERS, PLYWOOD, ETC.	219 431	36 123	22 030	871 OPTICAL INSTRUMENTS,NES	17	1 812	1 125
635 WOOD MANUFACTURES, NES	22 854	4 580	2 828	872 MEDICAL INSTRUMENTS NES	367	3 881	2 366
641 PAPER AND PAPERBOARD	1 946 133	197 398	121 648	873 METERS,COUNTERS,NES	42	285	174
642 PAPER,PAPERBOARD,CUT ETC	15 494	8 784	5 593	874 MEASURE,CONTROL INSTRMNT	1 250	28 369	17 734
651 TEXTILE YARN	13 249	12 600	7 776	881 PHOTOGRAPH APPAR.ETC.NES	86	1 280	803
652 COTTON FABRICS, WOVEN	1 866	1 636	1 055	882 PHOTO,CINEMATOGPH.SUPPL	351	3 657	2 323
653 FABRICS,MAN-MADE FIBRES	526	912	592	883 CINE.FILM EXPOSD.DEVELOPD	8	222	140
654 OTH.TEXTILE FABRIC,WOVEN	4 177	4 182	2 567	884 OPTICAL GOODS NES	158	4 800	2 953
655 KNIT,CROCHET.FABRIC NES	161	236	150	885 WATCHES AND CLOCKS	9	74	48
656 TULLE,LACE,EMBROIDRY.ETC	48	423	264	891 ARMS AND AMMUNITION	327	1 762	1 085
657 SPECIAL YARN,TXTL.FABRIC	640	4 529	2 815	892 PRINTED MATTER	1 188	3 254	2 025
658 TEXTILE ARTICLES NES	273	1 135	697	893 ARTICLES,NES,OF PLASTICS	1 460	3 078	1 884
659 FLOOR COVERINGS, ETC.	152	83	54	894 BABY CARRIAGE,TOYS,GAMES	1 885	7 229	4 488
661 LIME,CEMENT,CONSTR.MATRL	25 836	3 265	1 967	895 OFFICE,STATIONERY SUPPLS	42	259	151
662 CLAY,REFRCT.CONSTR.MATRL	3 327	238	149	896 WORKS OF ART,ANTIQUE ETC	118	2 522	1 588
663 MINERAL MANUFACTURES,NES	2 757	1 605	995	897 GOLD,SILVERWARE,JEWEL NES	5	1 194	747
664 GLASS	15 179	13 841	8 673	898 MUSICAL INSTRUMENTS,ETC.	1 348	12 681	7 934
665 GLASSWARE	1 000	370	225	899 MISC MANUFCTRD GOODS NES	489	9 615	5 981
666 POTTERY	87	79	50	901 COIN NONGOLD NONCURRENT	181	14 737	9 155
667 PEARLS,PRECIOUS STONES	882 697	41 309	25 593	971 GOLD,NONMONTY EXCL DRES	234	303 633	191 583
671 PIG IRON,SPIEGELEISN,ETC	63 287	3 515	2 216	972 MONETARY GOLD,GOLD COINS	27	64 118	39 471
672 INGOTS ETC.IRON OR STEEL	59 171	4 002	2 371	EXPORTS	4 721 774	4 704 696	2 909 797
673 FLAT-ROLLED IRON ETC.	6 924	820	546	001 LIVE ANIMALS	363	1 301	789
674 FLAT-ROLLED PLATED IRON	579	282	180	017 MEAT,OFFL.PRPD,PRSD,NES	122	167	105
675 FLAT-ROLLED, ALLOY STEEL	6 884	2 575	1 606	022 MILK AND CREAM	420	376	225
676 IRON, STL. BAR, SHAPES ETC.	45	92	54	024 CHEESE AND CURD	8 047	7 907	4 948
677 RAILWAY TRACK IRON,STEEL	3 130	1 936	1 158	034 FISH,FRESH,CHILLED,FROZN	207	64	39
679 TUBES,PIPES,ETC.IRON, STL	195 560	84 943	52 115	037 FISH ETC.PRPD,PRSD,NES	3 584	1 684	1 055
681 SILVER,PLATINUM,ETC.	45 095	69 978	43 192	048 CEREAL PREPARATIONS	21 772	9 632	6 079
682 COPPER	246 761	71 647	44 872	054 VEGETABLES	4 088	3 118	1 895
683 NICKEL	3 852	471	298	056 VEGETABLES,PRPD,PRSD,NES	10 314	2 943	1 824
684 ALUMINIUM	23 616	6 542	3 994	057 FRUIT,NUTS EXCL.OIL NUTS	327	521	321
685 LEAD	4 406	5 588	3 454	058 FRUIT,PRESERVED,PREPARED	4 227	2 509	1 527
686 ZINC	2 780	1 865	1 228	059 FRUIT, VEGETABLE JUICES	32 590	6 036	3 707
689 MISC.NON-FERR.BASE METAL	139	123	78	061 SUGARS,MOLASSES,HONEY	55 385	3 431	2 135
691 METALLIC STRUCTURES NES	1 233	1 245	760	062 SUGAR CONFECTIONERY	7 288	3 518	2 151
692 CONTAINERS,STORAGE,TRNSP	2 916	9 877	6 065	071 COFFEE,COFFEE SUBSTITUTE	31 977	15 507	9 511
694 NAILS,SCREWS,NUTS,ETC.	885	890	534	072 COCOA	3 028	770	466
695 TOOLS	5 549	7 232	4 479	073 CHOCOLATE,OTH.COCOA PREP	20 116	12 732	8 154
697 HOUSEHOLD EQUIPMENT,NES	3 713	9 611	6 038	074 TEA AND MATE	11 404	9 851	6 058
699 MANUFACTS.BASE METAL,NES	1 041	94 179	58 019	075 SPICES	614	1 022	634
713 INTRNL COMBUS PSTN ENGIN	1 773	4 860	3 052	081 ANIMAL FEED STUFF	2 657	2 622	1 629
714 ENGINES,MOTORS NON-ELECT	92	1 059	678	098 EDIBLE PROD.PREPRNTS,NES	18 486	11 590	7 167
716 ROTATING ELECTRIC PLANT	2 405	3 109	1 867	111 NON-ALCOHOL.BEVERAGE,NES	12 063	1 613	1 015
718 OTH.POWR.GENRTNG.MACHNRY	1 598	1 614	1 019	112 ALCOHOLIC BEVERAGES	132 459	41 366	25 727
721 AGRIC.MACHINES,EX.TRACTR	12 162	14 791	9 093	121 TOBACCO, UNMANUFACTURED	969	71	47
722 TRACTORS	357	2 648	1 666	122 TOBACCO, MANUFACTURED	147	332	208
723 CIVIL ENGINEERING EQUIPT	228	3 373	2 121	212 FURSKINS, RAW	4	169	100
724 TEXTILE,LEATHER MACHINES	26	94	56	232 SYNTHETIC RUBBER, ETC.	4 290	1 921	1 197
725 PAPER,PULP MILL MACHINES	7 101	22 727	13 888	246 WOOD IN CHIPS, PARTICLES	6 942	1 178	112
726 PRINTNG,BOOKBINDNG MACHS	907	2 118	1 312	248 WOOD, SIMPLY WORKED	1 390	384	236
727 FOOD-PROCESS.MCH.NON DOM	554	1 269	788	251 PULP AND WASTE PAPER	538	111	68
728 OTH.MACH,PTS,SPCL INDST	252	1 044	644	266 SYNTHETIC FIBRES	2 619	974	608
731 METAL REMOVAL WORK TOOLS	185	1 920	1 188	267 OTHER MAN-MADE FIBRES	445	73	43
733 MACH-TOOLS,METAL-WORKING	621	2 797	1 704	268 WOOL, OTHER ANIMAL HAIR	49	100	60
735 PARTS,NES,FOR MACH-TOOLS	4 104	6 472	4 012	269 WORN CLOTHING,TEXTL.ARTL	375	105	68
737 METALWORKING MACHNRY NES	18 709	97 865	60 434	277 NATURAL ABRASIVES, NES	15	103	61
741 HEATNG.COOLNG EQUIP,PART	3 157	2 688	1 672	278 OTHER CRUDE MINERALS	8 178	623	395
742 PUMPS FOR LIQUIDS,PARTS	3 590	7 735	4 903	285 ALUMINIUM DRE,CONCTR.ETC	2 793	1 529	974
744 MECHANICAL HANDLING EQUIP	5 894	13 526	8 399	288 NON-FERROUS WASTE,SCRAP	12 027	1 122	680
745 OTH.NONELEC MCH,TOOL,NES	819	3 796	2 337	289 PREC.METAL DRES,CONCTR	509	1 050	653
746 BALL DR ROLLER BEARINGS	4 273	8 335	5 162	291 CRUDE ANIMAL MATERLS,NES	97	295	187
747 TAPS,COCKS,VALVES,ETC.	1 470	20 297	12 500	292 CRUDE VEG.MATERIALS, NES	3 600	4 315	2 648
748 TRANSMISSIONS SHAFTS ETC	191	1 613	1 051	334 PETROLEUM PRODUCTS	73 617	2 184	1 372
749 NON-ELECT MACH.PARTS,ETC	3 278	55 678	34 259	335 RESIDUAL PETROL PRODUCTS	3 491	569	366
751 OFFICE MACHINES	822	43 477	26 507	342 LIQUEFIED PROPANE,BUTANE	188	519	318
752 AUTOMATC.DATA PROC.EQUIP	127	996	614	431 ANIMAL,VEG.FATS,OILS,NES	995	274	166
759 PARTS,FOR OFFICE MACHINS	1 414	24 683	14 686	511 HYDROCARBONS,NES,DERIVTS	1 833	1 951	1 213
761 TELEVISION RECEIVERS ETC	1 309	34 720	21 308	512 ALCOHOL,PHENOL,ETC.DERIV	18 673	3 918	2 416
762 RADIO-BROADCAST RECEIVER	10 622	33 704	21 079	513 CARBOXYLIC ACIDS,DERIVTS	41 132	48 585	28 967
764 TELECOMM.EQUIP.PARTS NES	1 425	10 362	6 321	514 NITROGEN-FUNCT.COMPOUNDS	187 398	37 533	23 307
771 ELECT POWER MACHNY, PARTS	1 415	2 864	1 768	515 ORGANO-INORGANIC COMPNDS	15 219	45 356	27 485
772 ELECT.SWITCH,RELAY,CIRCUIT	232	2 888	1 825	516 OTHER ORGANIC CHEMICALS	5 968	6 053	3 753
773 ELECTR.DISTRIB.EQPT NES	186	1 533	931	522 INORGANIC CHEM.ELEMENTS	281 437	12 735	7 835
774 ELECTRO-MEDCL.XRAY EQUIP	92	13 250	8 237	523 METAL.SALTS,INORGAN.ACID	184 186	24 814	15 276
775 DOM.ELEC,NON-ELEC.EQUIPT	33 416	34 073	20 859	524 OTHER CHEMICAL COMPOUNDS	2 430	1 546	939
776 TRANSISTORS,VALVES,ETC.	6 554	15 317	9 574	525 RADIO-ACTIVE MATERIALS	6	56	34
778 ELECTRIC.MACH.APPART.NES	6 559	271	171	531 SYNTH.COLOURS,LAKES,ETC.	29 180	72 651	44 851
781 PASS.MOTOR VEHCLS.EX.BUS	30 592	45 382	28 031	533 DYEING,TANNING MATERIALS	7 792	1 653	1 000
782 GOODS,SPCL TRANSPORT VEH	678	2 399	1 493	541 PIGMENTS, PAINTS, ETC.	23 711	16 378	10 197
784 PARTS,TRACTORS,MOTOR VEH				541 MEDICINES,ETC.EXC.GRP542	5 209	29 047	17 862
785 CYCLES,MOTORCYCLES ETC.							

7 IMPORTS AND EXPORTS (SPECIAL TRADE) BY COUNTRIES OF PRODUCTION AND CONSUMPTION AND BY GROUPS OF THE SITC-REV. III 1990

GROUP DESCRIPTION	DT = 100 KG	1 000 DM	1 000 \$	GROUP DESCRIPTION	DT = 100 KG	1 000 DM	1 000 \$
542 MEDICAMENTS	6 708	56 813	35 296	759 PARTS, FOR OFFICE MACHINS	6 231	39 178	24 299
551 ESSENTL. OIL, PERFUME, FLAVR	1 369	977	607	761 TELEVISION RECEIVERS ETC	8	133	84
553 PERFUMERY, COSMETICS, ETC.	10 125	18 581	11 566	762 RADIO-BROADCAST RECEIVER	166	2 352	1 481
554 SOAP, CLEANERS, POLISH, ETC	29 186	14 862	9 201	763 SOUND RECORDER, PHONOGRPH	201	1 584	988
562 FERTILIZER, EXCEPT GRP272	1 798	245	145	764 TELECOMM. EQUIP. PARTS NES	1 855	9 524	6 023
571 POLYMERS OF ETHYLENE	2 365	547	326	771 ELECT. POWER MACHNY. PARTS	8 839	22 824	13 793
572 POLYMERS OF STYRENE	9 067	2 284	1 385	772 ELEC. SWITCH. RELAY. CIRCUIT	11 271	70 600	43 707
573 POLYMERS, VINYL CHLORIDE	46 505	13 452	8 311	773 ELECTR. DISTRIB. EQPT NES	3 888	6 581	4 054
574 POLYACETAL, POLYCARBONATE	25 333	13 834	8 565	774 ELECTRO-MEDCL. XRAY EQUIP	2 179	45 185	27 948
575 OTH. PLASTIC, PRIMARY FORM	135 921	52 224	32 180	775 DOM. ELEC. NON-ELEC. EQUIPT	12 776	33 040	20 331
579 PLASTIC WASTE, SCRAP ETC	4 155	573	358	776 TRANSISTORS, VALVES, ETC.	180	29 162	17 866
581 PLASTIC TUBE, PIPE, HOSE	5 365	9 371	5 770	778 ELECTRIC. MACH. APPART. NES	45 244	62 153	38 365
582 PLASTIC PLATE, SHEETS, ETC	44 402	34 807	21 523	781 PASS. MOTOR VEHCLS. EX. BUS	416 315	947 192	586 921
583 MONOFILAMENT OF PLASTICS	3 895	3 146	1 931	782 GOODS, SPCL. TRANSPORT VEH	6 712	9 876	6 104
591 INSECTICIDES, ETC.	9 892	6 283	3 731	784 PARTS, TRACTORS, MOTOR VEH	75 581	152 717	95 069
592 STARCHES, INULIN, ETC.	43 236	10 529	6 447	785 CYCLES, MOTORCYCLES ETC.	1 203	3 109	1 896
593 EXPLOSIVES, PYROTECHNICS	6 634	4 793	2 951	786 TRAILERS, SEMI-TRAILER, ETC	1 514	1 636	1 015
597 PREPRD. ADDITIVES, LIQUIDS	21 381	7 547	4 673	791 RAILWAY VEHICLES, EQUIPNT	1 005	4 736	2 943
598 MISC. CHEMICAL PRODS. NES	61 305	48 113	29 692	792 AIRCRAFT, ASSCOTD. EQUIPNT	152	21 887	13 851
611 LEATHER	554	1 536	947	793 SHIP BOAT, FLOAT, STRUCTRS	530	2 420	1 448
612 MANUFACT. LEATHER ETC. NES	155	950	597	800 SHIP IND. PLANT CHAP 90/94	90	957	533
613 FURSKINS, TANNED, DRESSED	39	1 057	644	812 PLUMBING, SANITRY, EQPT. ETC	3 555	8 638	5 371
621 MATERIALS OF RUBBER	3 443	2 484	1 536	813 LIGHTING FIXTURES ETC. NES	1 925	11 301	7 156
625 RUBBER TYRES, TUBES, ETC.	23 801	17 155	10 520	821 FURNITURE, CUSHIONS, ETC.	27 718	26 878	16 579
629 ARTICLES OF RUBBER, NES	3 033	6 370	3 930	831 TRUNK, SUIT-CASES, BAG, ETC	366	2 140	1 319
633 CORK MANUFACTURES	263	1 172	707	841 MENS, BOYS CLOTHNG, X-KNIT	1 476	34 446	21 275
634 VENEERS, PLYWOOD, ETC.	4 563	4 020	2 482	842 WOMEN, GIRL CLOTHNG, XKNIT	3 539	63 537	39 169
635 WOOD MANUFACTURES, NES	3 619	2 474	1 520	843 MENS, BOYS CLOTHING, KNIT	19	293	174
641 PAPER AND PAPERBOARD	245 310	63 887	39 461	844 WOMEN, GIRLS CLOTHING, KNIT	284	3 789	2 348
642 PAPER, PAPERBOARD, CUT ETC	15 015	9 822	6 025	845 OTHR. TEXTILE APPAREL, NES	860	15 229	9 409
651 TEXTILE YARN	16 806	27 816	17 109	846 CLOTHING ACCESSRS, FABRIC	738	5 643	3 495
652 COTTON FABRICS, WOVEN	2 273	8 857	5 422	848 CLOTHING, NONTXTL; HEADGEAR	388	6 809	4 202
653 FABRICS, MAN-MADE FIBRES	6 829	28 121	17 380	851 FOOTWEAR	2 934	15 811	9 745
654 OTH. TEXTILE FABRIC, WOVEN	2 566	10 268	6 366	871 OPTICAL INSTRUMENTS, NES	281	11 027	6 876
655 KNIT, CROCHET, FABRIC NES	1 072	3 598	2 203	872 MEDICAL INSTRUMENTS NES	1 273	24 621	15 234
656 TULLE, LACE, EMBROIDRY, ETC	486	3 585	2 196	873 METERS, COUNTERS, NES	172	5 454	3 392
657 SPECIAL YARN, TXTL. FABRIC	10 761	12 948	7 958	874 MEASURE, CONTROL INSTRMNT	3 905	75 442	46 790
658 TEXTILE ARTICLES NES	1 152	3 196	1 961	881 PHOTOGRAPH APPAR. ETC. NES	1 294	15 457	9 592
659 FLOOR COVERINGS, ETC.	2 040	2 191	1 356	882 PHOTO. CINEMATOGRPH. SUPPL	1 699	5 483	3 381
661 LIME, CEMENT, CONSR. MATRL	1 046	333	208	883 CINE. FILM EXPOSD. DEVELPD	6	68	41
662 CLAY, REFRCT. CONSR. MATRL	87 474	15 024	9 279	884 OPTICAL GOODS NES	352	20 915	12 905
663 MINERAL MANUFACTURES, NES	18 726	25 892	16 074	885 WATCHES AND CLOCKS	1 118	7 157	4 467
664 GLASS	32 031	6 295	3 878	891 ARMS AND AMMUNITION	197	2 772	1 726
665 GLASSWARE	19 828	13 879	8 552	892 PRINTED MATTER	12 520	21 848	13 561
666 POTTERY	3 814	7 529	4 694	893 ARTICLES, NES, OF PLASTICS	29 143	35 827	22 156
667 PEARLS, PRECIOUS STONES				894 BABY CARRIAGE, TOYS, GAMES	7 613	18 444	11 426
671 PIG IRON, SPIEGELEISN, ETC	57 636	11 313	6 994	895 OFFICE, STATIONERY SUPPLS	2 874	14 977	9 185
672 INGOTS ETC. IRON OR STEEL	7 270	662	431	896 WORKS OF ART, ANTIQUE ETC	75	11 703	7 123
673 FLAT-ROLLED IRON ETC.	498 906	37 045	23 449	897 GOLD, SILVERWARE, JEWEL NES	114	3 813	2 350
674 FLAT-ROLLED PLATED IRON	13 088	1 748	1 095	898 MUSICAL INSTRUMENTS, ETC.	6 113	19 861	12 388
675 FLAT-ROLLED, ALLOY STEEL	157 616	61 362	38 326	899 MISC. MANUFACTD. GOODS NES	3 488	14 918	9 270
676 IRON, STL. BAR, SHAPES ETC.	216 052	26 494	16 446	941 COMPL. IND. PLANT CHAPT 99	47	275	164
677 RAILWAY TRACK IRON, STEEL	11 616	1 215	811	961 COIN NONGOLD NONCURRENT	1	168	100
678 WIRE OF IRON OR STEEL	8 635	5 310	3 263	971 GOLD, NONMONTY EXCL. DRES	195	2 251	1 348
679 TUBES, PIPES, ETC. IRON, STL	98 260	29 753	18 456				
681 SILVER, PLATINUM, ETC.	30	10 144	6 276	GREENLAND			
682 COPPER	17 137	12 844	7 926				
683 NICKEL	1 987	6 006	3 808	IMPORTS	494 871	55 090	33 669
684 ALUMINIUM	39 131	29 263	18 103	034 FISH, FRESH, CHILLED, FROZN	60 720	22 241	13 441
686 ZINC	1 278	637	394	036 CRUSTACEANS, MOLLUSCS ETC	897	943	575
689 MISC. NON-FERR. BASE METAL	155	850	536	037 FISH ETC. PREPD, PRSDV. NES	272	374	244
691 METALLIC STRUCTURES NES	23 301	13 184	8 028	081 IRON ORE, CONCENTRATES	10 770	284	167
692 CONTAINERS, STORAGE, TRNSP	14 848	17 798	11 392	287 ORE, CONCENTR. BASE METALS	421 827	29 495	18 133
693 WIRE PRODUCTS EXCL. ELECT	19 156	8 667	5 251	522 INORGANIC CHEM. ELEMENTS	49	71	42
694 NAILS, SCREWS, NUTS, ETC.	6 188	5 312	3 271	752 AUTOMATC. DATA PROC. EQUIP		83	50
695 TOOLS	9 473	38 014	23 322	761 TELEVISION RECEIVERS ETC	38	107	66
696 CUTLERY	1 314	9 749	6 046				
697 HOUSEHOLD EQUIPMENT, NES	2 738	4 197	2 567	EXPORTS	758	4 788	2 870
699 MANUFACTS. BASE METAL, NES	73 619	75 467	46 570	699 MANUFACTS. BASE METAL, NES	50	108	64
700 CPL. IND. PLANT (84/85/87)	8 859	39 457	23 902	727 FOOD-PROCESS. MCH. NON DOM	112	2 114	1 252
711 STEAM GENER. BOILERS, ETC.	158	908	587	737 METALWORKING MACHNY NES	1	53	32
712 STEAM TURBINES	47	300	194	752 AUTOMATC. DATA PROC. EQUIP	8	498	317
713 INTRNL. COMBUS. PSTN. ENGIN	18 839	51 112	31 265	771 ELECT. POWER MACHNY. PARTS	1	65	41
714 ENGINES, MOTORS NON-ELECT	272	30 275	18 726	772 ELEC. SWITCH. RELAY. CIRCUIT	1	65	42
716 ROTATING ELECTRIC PLANT	13 506	31 891	19 708	781 PASS. MOTOR VEHCLS. EX. BUS	60	155	95
718 OTH. POWR. GENRTNG. MACHNY	2 752	6 720	4 136	841 MENS, BOYS CLOTHNG, X-KNIT	1	64	36
721 AGRIC. MACHINES, EX. TRACTR	10 782	12 437	7 590	842 WOMEN, GIRL CLOTHNG, XKNIT	3	113	67
722 TRACTORS	33 006	31 149	19 653	848 CLOTHNG, NONTXTL; HEADGEAR	2	79	49
723 CIVIL ENGINEERING EQUIPT	56 960	78 173	47 576	874 MEASURE, CONTROL INSTRMNT	16	766	471
724 TEXTILE, LEATHER MACHINES	15 388	60 599	37 743				
725 PAPER, PULP MILL MACHINES	15 143	52 213	32 910	ST PIERRE			
726 PRINTNG, BOOKBINDNG MACHS	15 913	72 726	45 180	IMPORTS	2 023	1 006	611
727 FOOD-PROCESS. MCH. NON DOM	4 263	31 645	19 581	034 FISH, FRESH, CHILLED, FROZN	1 013	589	352
728 OTH. MACH. PTS. SPCL. INDUST	41 832	162 269	100 251	071 COFFEE, COFFEE SUBSTITUTE	483	141	89
731 METAL REMOVAL WORK TOOLS	18 824	61 016	37 901	821 FURNITURE, CUSHIONS, ETC.	137	136	85
733 MACH-TOOLS, METAL-WORKING	5 262	17 985	11 208				
735 PARTS, NES, FOR MACH-TOOLS	2 178	13 655	8 430	EXPORTS	938	3 709	2 406
737 METALWORKING MACHNY NES	13 975	23 671	14 605	516 OTHER ORGANIC CHEMICALS	60	98	58
741 HEATNG, COOLNG EQUIP, PART				727 FOOD-PROCESS. MCH. NON DOM	50	1 085	692
742 PUMPS FOR LIQUIDS, PARTS	4 297	20 942	12 953	728 OTH. MACH. PTS. SPCL. INDUST	296	1 465	982
743 PUMPS NES, CENTRIFUGS ETC	6 128	26 845	16 583	745 OTH. NONELEC. MCH, TOOL, NES	36	355	233
744 MECHANICAL HANDLING EQUIP	35 942	57 024	34 951	772 ELEC. SWITCH. RELAY. CIRCUIT	27	119	80
745 OTH. NONELEC. MCH. TOOL, NES	40 177	127 030	77 624	778 ELECTRIC. MACH. APPART. NES	136	88	54
746 BALL OR ROLLER BEARINGS	15 965	41 547	25 792	781 PASS. MOTOR VEHCLS. EX. BUS	16	70	41
747 TAPS, COCKS, VALVES, ETC.	9 070	30 757	18 975				
748 TRANSMISSIONS SHAFTS ETC	17 213	36 259	22 291				
749 NON-ELECT. MACH. PARTS, ETC	9 535	28 912	17 702				
751 OFFICE MACHINES	2 542	21 800	13 749				
752 AUTOMATC. DATA PROC. EQUIP	460	18 931	11 715				

7 IMPORTS AND EXPORTS (SPECIAL TRADE) BY COUNTRIES OF PRODUCTION AND CONSUMPTION AND BY GROUPS OF THE SITC-REV. III 1990

GROUP DESCRIPTION	DT = 100 KG	1 000 DM	1 000 \$	GROUP DESCRIPTION	DT = 100 KG	1 000 DM	1 000 \$
MEXICO				713 INTRNL COMBUS PSTN ENGIN	308 721	315 968	194 918
IMPORTS	7 530 086	961 971	597 517	714 ENGINES, MOTORS NON-ELECT	164	21 216	13 153
001 LIVE ANIMALS	40	87	56	716 ROTATING ELECTRIC PLANT	832	1 780	1 113
045 OTHER CEREALS	600	120	73	724 TEXTILE, LEATHER MACHINES	241	184	114
054 VEGETABLES	7 462	2 389	1 451	725 PAPER, PULP MILL MACHINES	15	50	33
056 VEGETABLES, PRPD, PRSVD, NES	792	102	63	726 PRINTING, BOOKBINDING MACHS	22	66	38
057 FRUIT, NUTS EXCL. OIL NUTS	8 859	3 426	2 138	728 OTH. MACH. PTS. SPCL INDUST	838	1 342	840
059 FRUIT, VEGETABLE JUICES	6 527	1 590	961	731 METAL REMOVAL WORK TOOLS	87	249	152
061 SUGARS, MOLASSES, HONEY	506 746	42 228	26 172	741 HEATING, COOLING EQUIP. PART	180	313	189
062 SUGAR CONFECTIONERY	219	99	66	742 PUMPS FOR LIQUIDS, PARTS	2 846	4 689	2 934
071 COFFEE, COFFEE SUBSTITUTE	56 661	20 038	12 425	743 PUMPS NES, CENTRIFUGS ETC	329	709	430
072 COCOA	755	432	274	745 OTH. NONELEC MCH, TOOL, NES	379	832	554
075 SPICES	2 270	598	373	746 BALL OR ROLLER BEARINGS	76	170	102
081 ANIMAL FEED STUFF	877	180	107	747 TAPS, COCKS, VALVES, ETC.	462	892	547
098 EDIBLE PROD. PREPRTNS, NES	32 463	13 113	8 177	748 TRANSMISSIONS SHAFTS ETC	183	609	380
112 ALCOHOLIC BEVERAGES	19 722	15 837	9 870	749 NON-ELECT MACH. PARTS, ETC	217	1 251	779
121 TOBACCO, UNMANUFACTURED	10 777	2 772	1 684	751 OFFICE MACHINES	4 835	7 830	4 866
222 OILSEED (SFT. FIX VEG. OIL)	24 427	4 596	2 838	752 AUTOMAT. DATA PROC. EQUIP	287	4 132	2 616
232 SYNTHETIC RUBBER, ETC.	72 113	4 447	2 682	759 PARTS, FOR OFFICE MACHINS	180	2 116	1 320
245 FUEL WOOD, WOOD CHARCOAL	795	166	103	762 RADIO-BROADCAST RECEIVER	328	4 084	2 727
247 WOOD ROUGH, ROUGH SQUARED	1 397	425	260	763 SOUND RECORDER, PHONOGRPH	372	1 075	709
248 WOOD, SIMPLY WORKED	546	49	33	764 TELECOMM. EQUIP. PARTS NES	238	2 454	1 529
251 PULP AND WASTE PAPER	23 482	8 022	4 797	771 ELECT POWER MACHNY, PARTS	267	3 035	1 877
263 COTTON	2 308	491	289	772 ELEC. SWITCH. RELAY. CIRCUIT	468	3 833	2 379
266 SYNTHETIC FIBRES	256	63	40	773 ELECTR DISTRIB. EQPT NES	327	1 483	938
267 OTHER MAN-MADE FIBRES	299 007	13 171	8 170	775 DOM. ELEC. NON-ELEC. EQUIPT	1 347	1 634	1 010
278 OTHER CRUDE MINERALS	206 128	16 266	10 028	776 TRANSISTORS, VALVES, ETC.	90	7 955	4 927
287 ORE, CONCENTR. BASE METALS	435	1 332	816	778 ELECTRIC MACH. APPART. NES	1 131	3 064	1 896
288 NON-FERROUS WASTE, SCRAP	533	10 219	6 316	781 PASS. MOTOR VEHCLS. EX. BUS	200	907	561
289 PREC. METAL ORES, CONCENTR	5 728	801	500	784 PARTS, TRACTORS, MOTOR VEH	148 852	90 961	55 831
291 CRUDE ANIMAL MATERIALS, NES	9 595	7 655	4 760	785 CYCLES, MOTORCYCLES ETC.	296	395	252
292 CRUDE VEG. MATERIALS, NES	4 956 657	78 951	49 767	813 LIGHTING FIXTURES ETC. NES	571	353	215
333 PETROLEUM OILS, CRUDE	24 035	3 527	2 140	821 FURNITURE, CUSHIONS, ETC.	484	369	231
421 FIXED VEG. FAT, OILS, SOFT	1 576	740	461	831 TRUNK, SUIT-CASES, BAG, ETC	219	732	449
431 ANIMAL, VEG. FATS, OILS, NES	116 671	10 229	6 560	841 MENS, BOYS CLOTHING, X-KNIT	77	473	298
511 HYDROCARBONS, NES, DERIVTS	1 882	1 115	686	842 WOMEN, GIRL CLOTHING, XKNIT	40	423	262
512 ALCOHOL, PHENOL, ETC. DERIV	2 968	724	442	844 WOMEN, GIRLS CLOTHING, KNIT	19	128	79
513 CARBOXYLIC ACIDS, DERIVTS	8 183	3 459	2 108	845 OTHR. TEXTILE APPAREL, NES	101	610	385
514 NITROGEN-FUNCT. COMPOUNDS	4 512	3 333	2 050	848 CLOTHING, NONTEXTL; HEADGEAR	623	1 607	999
515 ORGANO-INORGANIC COMPNDS	190	3 871	2 367	851 FOOTWEAR	3 750	17 967	11 325
516 OTHER ORGANIC CHEMICALS	37 707	3 807	2 345	871 OPTICAL INSTRUMENTS, NES	105	984	610
522 INORGANIC CHEM. ELEMENTS	19 107	2 221	1 375	872 MEDICAL INSTRUMENTS NES	4	151	96
523 METAL. SALTS, INORGAN. ACID	1 527	311	187	874 MEASURE, CONTROL INSTRMNT	101	1 136	720
524 OTHER CHEMICAL COMPOUNDS	143	511	324	882 PHOTO. CINEMATOGPH. SUPPL	930	3 855	2 395
531 SYNTH. COLOURS, LAKES, ETC.	1 611	1 489	912	885 WATCHES AND CLOCKS	80	2 354	1 474
532 DYEING, TANNING MATERIALS	2 801	1 023	667	891 ARMS AND AMMUNITION	175	132	80
533 PIGMENTS, PAINTS, ETC.	972	7 466	4 673	892 PRINTED MATTER	27	77	50
541 MEDICINES, ETC. EXC. GRP542	142	1 044	641	893 ARTICLES, NES, OF PLASTICS	3 008	3 098	1 967
551 ESSNTL. OIL, PERFUME, FLAVR	1 100	280	181	894 BABY CARRIAGE, TOYS, GAMES	5 520	7 965	4 949
554 SOAP, CLEANERS, POLISH, ETC	1 944	197	118	895 OFFICE, STATIONERY SUPPLS	782	2 630	1 646
562 FERTILIZER, EXCEPT GRP272	129 721	16 357	10 735	896 WORKS OF ART, ANTIQUE ETC	13	95	54
571 POLYMERS OF ETHYLENE	5 196	953	584	897 GOLD, SILVERWARE, JEWEL NES	36	1 482	923
572 POLYMERS OF STYRENE	143 557	18 915	11 559	898 MUSICAL INSTRUMENTS, ETC.	1 392	2 585	1 676
573 POLYMERS, VINYL CHLORIDE	11 773	2 862	1 784	899 MISC MANUFACTRD GOODS NES	904	1 272	799
574 POLYACETAL, POLYCARBONATE	11 107	3 931	2 449	961 COIN NONGOLD NONCURRENT	7	325	204
575 OTH. PLASTIC, PRIMARY FORM	3 017	2 214	1 416	971 GOLD, NONMONTY EXCL ORES	22	2 045	1 313
582 PLASTIC PLATE, SHEETS, ETC	808	490	304	972 MONETARY GOLD, GOLD COINS	1 171	1 171	752
597 PREPRED ADDITIVES, LIQUIDS	3 037	477	318	EXPORTS	5 109 188	2 912 152	1 812 434
598 MISC. CHEMICAL PRODS. NES	7	53	32	001 LIVE ANIMALS	49	130	80
611 LEATHER	500	993	624	022 MILK AND CREAM	427 880	144 195	91 020
612 MANUFACT. LEATHER ETC. NES	428	964	599	023 BUTTER, OTHER FAT OF MILK	4 557	1 077	708
629 ARTICLES OF RUBBER, NES	137	159	93	024 CHEESE AND CURD	710	619	394
635 WOOD MANUFACTURES, NES	599	158	98	037 FISH ETC. PREPD. PRSVD. NES	188	106	64
641 PAPER AND PAPERBOARD	2 570	1 459	912	048 CEREAL PREPARATIONS	2 338	947	500
642 PAPER, PAPERBOARD, CUT ETC	11 229	5 251	3 230	054 VEGETABLES	666	470	295
651 TEXTILE YARN	7 303	4 886	3 045	057 FRUIT, NUTS EXCL. OIL NUTS	705	469	296
652 COTTON FABRICS, WOVEN	821	573	371	058 FRUIT, PRESERVED, PREPARED	663	488	289
653 FABRICS, MAN-MADE FIBRES	2 550	596	361	061 SUGARS, MOLASSES, HONEY	393 407	24 416	15 883
654 OTH. TEXTILE FABRIC, WOVEN	114	74	44	062 SUGAR CONFECTIONERY	615	489	306
655 KNIT, CROCHET, FABRIC NES	3 400	1 832	1 170	073 CHOCOLATE, OTH. COCOA PREP	234	1 029	637
657 SPECIAL YARN, TEXTL FABRIC	515	1 134	711	075 SPICES	11 299	5 112	3 178
658 TEXTILE ARTICLES NES	1 333	604	371	081 ANIMAL FEED STUFF	680	1 683	1 027
659 FLOOR COVERINGS, ETC.	78	54	35	098 EDIBLE PROD. PREPRTNS, NES	603	74	49
661 LIME, CEMENT, CONSTR. MATRL	66	179	112	111 NON-ALCOHOL. BEVERAGE, NES	28 528	6 981	4 399
663 MINERAL MANUFACTURES, NES	1 918	1 184	730	112 ALCOHOLIC BEVERAGES	11 925	4 155	2 565
664 GLASS	9 459	4 528	2 832	245 SYNTHETIC RUBBER, ETC.	90	50	31
665 GLASSWARE	655	724	444	251 FUEL WOOD, WOOD CHARCOAL	5 006	900	568
666 POTTERY	54 358	5 710	3 434	266 PULP AND WASTE PAPER	8 035	2 743	1 721
667 PEARLS, PRECIOUS STONES	560	52	33	266 SYNTHETIC FIBRES	181	50	33
671 PIG IRON, SPIEGELEISN, ETC	19 973	1 460	981	267 OTHER MAN-MADE FIBRES	328	235	139
672 INGOTS ETC. IRON OR STEEL	23 964	2 490	1 674	273 STONE, SAND AND GRAVEL	4 370	189	126
673 FLAT-ROLLED IRON ETC.	16 940	6 626	4 407	274 SULPHUR, UNRSTD. IRON PYRS	1 335	234	145
674 FLAT-ROLLED PLATED IRON	27 466	1 743	1 095	278 OTHER CRUDE MINERALS	7 652	553	342
675 FLAT-ROLLED, ALLOY STEEL	3 553	408	246	285 ALUMINIUM ORE, CONCTR. ETC	13 525	1 270	770
676 IRON, STL. BAR, SHAPES ETC.	15 188	6 262	4 167	292 CRUDE VEG. MATERIALS, NES	2 740	3 203	1 961
679 TUBES, PIPES, ETC. IRON, STL	845	748	335	334 PETROLEUM PRODUCTS	5 331	1 009	629
682 COPPER	25 705	3 477	2 105	353 RESIDUAL PETROL. PRODUCTS	2 476	589	369
684 ALUMINIUM	253	65	39	411 ANIMAL OILS AND FATS	1 214	2 879	1 772
685 LEAD	384	440	278	421 FIXED VEG. FAT, OILS, SOFT	534 240	37 741	22 700
686 ZINC	10	53	34	422 FIXED VEG. FAT, OILS, OTHER	60	52	31
689 MISC. NON-FERR. BASE METAL	417	208	124	431 ANIMAL, VEG. FATS, OILS, NES	1 375	341	210
691 METALLIC STRUCTURES NES	181	1 394	834	511 HYDROCARBONS, NES, DERIVTS	11 258	2 715	1 651
693 WIRE PRODUCTS EXCL. ELECT	732	1 645	1 014	512 ALCOHOL, PHENOL, ETC. DERIV	27 671	9 726	5 929
695 TOOLS	328	415	255	513 CARBOXYLIC ACIDS, DERIVTS	45 259	14 336	8 824
696 CUTLERY	2 285	2 620	1 632	514 NITROGEN-FUNCT. COMPOUNDS	20 063	39 769	24 364
697 HOUSEHOLD EQUIPMENT, NES				515 ORGANO-INORGANIC COMPNDS	20 525	66 057	40 314
699 MANUFACT. BASE METAL, NES							

7 IMPORTS AND EXPORTS (SPECIAL TRADE) BY COUNTRIES OF PRODUCTION AND CONSUMPTION AND BY GROUPS OF THE SITC-REV. III 1990

GROUP DESCRIPTION	DT = 100 KG	1 000 DM	1 000 \$	GROUP DESCRIPTION	DT = 100 KG	1 000 DM	1 000 \$
516 OTHER ORGANIC CHEMICALS	6 783	6 252	3 862	749 NON-ELECT MACH.PARTS,ETC	2 811	21 803	13 587
522 INORGANIC CHEM.ELEMENTS	521 053	10 589	6 595	751 OFFICE MACHINES	1 659	11 170	7 088
523 METAL.SALTS,INORGAN,ACID	59 754	9 041	5 624	752 AUTOMATC.DATA PROC.EQUIP	850	11 451	7 343
524 OTHER CHEMICAL COMPOUNDS	571	463	287	759 PARTS,FOR OFFICE MACHINS	5 801	29 317	18 298
531 SYNTH.COLOURS,LAKES,ETC.	12 698	24 348	15 033	761 TELEVISION RECEIVERS ETC	5	128	82
532 DYEING,TANNING MATERIALS	210	232	148	762 RADIO-BROADCAST RECEIVER	15	438	293
533 PIGMENTS, PAINTS, ETC.	15 891	12 677	7 871	763 SOUND RECORDER,PHONOGRPH	34	729	442
541 MEDICINES,ETC.EXC.GRP542	8 357	45 930	28 190	764 TELECOMM.EQUIP.PARTS NES	1 897	37 375	23 751
542 MEDICAMENTS	3 683	15 648	9 683	771 ELECT POWER MACHNRY,PARTS	1 990	14 207	8 761
551 ESSNTL.OIL,PERFUME,FLAVR	235	1 292	799	772 ELEC.SWITCH.RELAY.CIRCUT	9 500	84 218	52 031
553 PERFUMERY,COSMETICS,ETC.	619	786	487	773 ELECTR.DISTRIBT.EQPT NES	3 545	10 064	6 237
554 SOAP,CLEANERS,POLISH,ETC	6 150	3 198	1 983	774 ELECTRO-MEDCL,XRAY EQUIP	1 072	17 381	10 791
562 FERTILIZER,EXCEPT GRP272	327	95	60	775 DOM.ELEC.NON-ELEC.EQUIPT	4 945	11 585	7 134
571 POLYMERS OF ETHYLENE	8 329	1 925	1 180	776 TRANSISTORS,VALVES,ETC.	243	4 443	2 753
572 POLYMERS OF STYRENE	17 098	3 706	2 255	778 ELECTRIC MACH. APPART. NES	17 201	58 988	36 508
573 POLYMERS,VINYL CHLORIDE	4 936	1 773	1 088	781 PASS.MOTOR VEHCLS.EX.BUS	9 163	18 681	12 371
574 POLYACETAL,POLYCARBONATE	7 028	3 928	2 428	782 GOODS,SPCL TRANSPORT VEH	2 631	4 121	2 665
575 OTH.PLASTIC.PRIMARY FORM	47 851	25 113	15 561	784 PARTS,TRACTORS,MOTOR VEH	378 161	366 102	226 679
581 PLASTIC TUBE,PIPE,HOSE	2 510	7 121	4 400	785 CYCLES,MOTORCYCLES ETC.	121	179	106
582 PLASTIC PLATE,SHEETS,ETC	15 227	14 765	9 124	786 TRAILERS,SEMI-TRAILR,ETC	184	297	194
583 MONOFILAMENT OF PLASTICS	491	1 026	638	791 RAILWAY VEHICLES.EQUIPNT	2 054	10 976	6 847
591 INSECTICIDES, ETC.	5 562	11 322	7 039	792 AIRCRAFT,ASSOCTD.EQUIPNT		46	31
592 STARCHES,INULIN,ETC.	10 953	2 062	1 281	800 CPL IND PLANT CHAP 90/94	135	4 982	3 109
597 PREPRD ADDITIVES,LIQUIDS	2 258	1 896	1 185	812 PLUMBNG,SANITRY,EQPT.ETC	96	187	114
598 MISC.CHEMICAL PRDCTS.NES	36 029	30 675	19 255	813 LIGHTNG FIXTURES ETC.NES	482	2 084	1 319
600 CPL IND PLANT CHAP 69-76	75	153	93	821 FURNITURE,CUSHIONS,ETC.	17 720	18 882	11 756
611 LEATHER	6	78	52	831 TRUNK,SUIT-CASES,BAG,ETC	87	424	266
621 MATERIALS OF RUBBER	4 244	11 239	6 971	841 MENS,BOYS CLOTHING,X-KNIT	135	3 264	2 107
625 RUBBER TYRES,TUBES,ETC.	4 231	3 399	2 105	842 WOMEN,GIRL CLOTHING,XKNIT	38	971	610
629 ARTICLES OF RUBBER, NES	16 642	28 438	17 681	843 MENS,BOYS CLOTHING,KNIT	6	68	44
633 CORK MANUFACTURES	144	532	334	844 WOMEN,GIRLS CLOTHING,KNIT	2	72	50
634 VENEERS, PLYWOOD, ETC.	522	326	203	845 OTHR.TEXTILE APPAREL,NES	28	547	334
635 WOOD MANUFACTURES, NES	290	229	149	846 CLOTHING ACCESSRS,FABRIC	4	75	44
641 PAPER AND PAPERBOARD	9 770	5 354	3 323	848 CLOTHING,NONTXTL:HEADGEAR	24	195	124
642 PAPER,PAPERBOARD,CUT ETC	2 455	1 994	1 231	851 FOOTWEAR	79	366	226
651 TEXTILE YARN	1 963	2 211	1 380	871 OPTICAL INSTRUMENTS,NES	124	4 844	3 058
652 COTTON FABRICS, WOVEN	83	211	128	872 MEDICAL INSTRUMENTS NES	1 115	27 052	16 587
653 FABRICS,MAN-MADE FIBRES	1 957	7 670	4 814	873 METERS,COUNTERS,NES	406	6 303	3 922
654 OTH.TEXTILE FABRIC,WOVEN	16	109	67	874 MEASURE,CONTROL INSTRMNT	3 016	66 772	41 572
655 KNIT.CROCHET.FABRIC NES	376	1 442	871	881 PHOTOGRAPH APPAR.ETC.NES	223	2 609	1 614
656 TULLE,LACE,EMBROIDRY,ETC	48	410	253	882 PHOTO.CINEMATOGPH.SUPPL	7 636	11 204	7 046
657 SPECIAL YARN,TXTL.FABRIC	2 975	17 529	10 743	884 OPTICAL GOODS NES	13	2 206	1 357
658 TEXTILE ARTICLES NES	137	276	175	885 WATCHES AND CLOCKS	164	1 849	1 125
659 FLOOR COVERINGS, ETC.	135	217	134	891 ARMS AND AMMUNITION	76	247	160
662 CLAY,REFRCT.CONSTR.MATRL	64 249	14 628	9 052	892 PRINTED MATTER	1 872	3 638	2 263
663 MINERAL MANUFACTURES,NES	13 599	17 036	10 631	893 ARTICLES,NES,OF PLASTICS	9 626	15 651	9 704
664 GLASS	7 981	4 543	2 810	894 BABY CARRIAGE,TOYS,GAMES	1 338	2 305	1 425
665 GLASSWARE	5 819	4 516	2 787	895 OFFICE,STATIONERY SUPPLS	1 444	9 918	6 227
666 POTTERY	192	684	422	896 WORKS OF ART,ANTIQUE ETC	4	93	60
667 PEARLS,PRECIOUS STONES				897 GOLD,SILVERWARE,JEWL NES	7	2 975	1 832
671 PIG IRON,SPIEGELEISN,ETC	4 883	1 216	744	898 MUSICAL INSTRUMENTS,ETC.	1 893	8 473	5 376
672 INGOTS-ETC.IRON OR STEEL	41 203	2 833	1 699	899 MISC MANUFCTRD GOODS NES	509	4 292	2 671
673 FLAT-ROLLED IRON ETC.	950 798	92 048	56 974	941 COMPL IND PLANT CHAPT 99	56	886	570
674 FLAT-ROLLED PLATED IRON	219 221	27 638	17 116	971 GOLD,NONMONTRY EXCL DRES		115	71
675 FLAT-ROLLED, ALLOY STEEL	218 663	55 376	34 935				
676 IRON,STL.BAR,SHAPES ETC.	44 970	9 101	5 590				
677 RAILWAY TRACK IRON,STEEL	831	301	192				
678 WIRE OF IRON OR STEEL	17 516	4 559	2 830				
679 TUBES,PIPES,ETC.IRON,STL	149 833	26 868	16 693				
681 SILVER,PLATINUM,ETC.		359	230				
682 COPPER	7 782	6 819	4 182	059 FRUIT,VEGETABLE JUICES	233	51	34
683 NICKEL	1 267	4 021	2 543	112 ALCOHOLIC BEVERAGES	799	585	346
684 ALUMINIUM	14 437	12 340	7 577	793 SHIP,BOAT,FLOAT.STRUCTRS	118	300	178
689 MISC.NON-FERR.BASE METAL	43	678	423				
691 METALLIC STRUCTURES NES	3 676	2 927	1 868	EXPORTS	563 165	129 402	77 240
692 CONTAINERS,STORAGE,TRNSP	1 977	3 211	1 928	022 MILK AND CREAM	497	65	41
693 WIRE PRODUCTS EXCL.ELECT	1 279	2 118	1 318	112 ALCOHOLIC BEVERAGES	16 155	2 489	1 537
694 NAILS,SCREWS,NUTS,ETC.	52 197	34 228	21 176	232 SYNTHETIC RUBBER, ETC.	28 679	5 751	3 615
695 TOOLS	5 729	23 773	14 729	553 PERFUMERY,COSMETICS,ETC.	61	49	32
696 CUTLERY	639	3 833	2 385	642 PAPER,PAPERBOARD,CUT ETC	845	186	116
697 HOUSEHOLD EQUIPMENT,NES	293	634	389	664 GLASS	210	253	150
699 MANUFACTS.BASE METAL,NES	45 426	63 766	39 684	665 GLASSWARE	70	123	73
700 CPL IND PLANT (84/85/87)	3 256	20 021	12 743	666 POTTERY	122	896	557
711 STEAM GENER. BOILERS,ETC.	974	1 845	1 102	691 METALLIC STRUCTURES NES	33	85	54
712 STEAM TURBINES	1 095	8 026	5 072	696 CUTLERY	7	74	41
713 INTRNL COMBUS PSTN ENGIN	33 810	94 577	58 981	699 MANUFACTS.BASE METAL,NES	38	67	41
714 ENGINES,MOTORS NON-ELECT	20	5 101	3 029	781 PASS.MOTOR VEHCLS.EX.BUS	393	1 009	625
716 ROTATING ELECTRIC PLANT	3 181	11 608	7 284	784 PARTS,TRACTORS,MOTOR VEH	19	61	36
718 OTH.POWR.GENRTNG.MACHNRY	683	3 134	1 964	793 SHIP,BOAT,FLOAT.STRUCTRS	514 950	112 530	66 817
721 AGRIC.MACHINES,EX.TRACTR	358	1 006	628	821 FURNITURE,CUSHIONS,ETC.	68	119	73
722 TRACTORS	188	233	151	831 TRUNK,SUIT-CASES,BAG,ETC	15	70	44
723 CIVIL ENGINEERING EQUIPT	13 145	19 404	11 880	842 WOMEN,GIRL CLOTHING,XKNIT	5	282	175
724 TEXTILE,LEATHER MACHINES	62 079	187 716	117 877	845 OTHR.TEXTILE APPAREL,NES	5	129	77
725 PAPER,PULP MILL MACHINES	5 924	28 295	17 530	874 MEASURE,CONTROL INSTRMNT	10	119	70
726 PRINTNG,BOOKBINDNG MACHS	9 002	38 207	23 887	885 WATCHES AND CLOCKS	17	300	183
727 FOOD-PROCESS.MCH.NON DOM	4 269	17 989	11 263	892 PRINTED MATTER	20	58	36
728 OTH.MACH.PTS,SPCL INDUST	34 845	110 102	68 385	894 BABY CARRIAGE,TOYS,GAMES	25	64	40
731 METAL REMOVAL WORK TOOLS	6 460	21 808	13 686	895 OFFICE,STATIONERY SUPPLS	1	81	48
733 MACH-TOOLS,METAL-WORKING	4 411	11 085	6 793	897 GOLD,SILVERWARE,JEWL NES		3 606	2 200
735 PARTS,NES,FOR MACH-TOOLS	1 505	22 507	13 865				
737 METALWORKING MACHNRY NES	4 888	15 201	9 645	GUATEMALA			
741 HEATNG.COOLNG EQUIP.PART							
742 PUMPS FOR LIQUIDS,PARTS	5 346	21 511	13 412	IMPORTS	528 777	106 466	65 517
743 PUMPS NES,CENTRIFUGS ETC	16 229	45 596	28 473				
744 MECHANICAL HANDLING EQUIP	16 159	24 840	15 361	054 VEGETABLES	8 746	2 342	1 471
745 OTH.NONELEC MCH,TOOL,NES	8 621	54 886	34 366	057 FRUIT,NUTS EXCL.OIL NUTS	15 877	1 776	1 075
746 BALL OR ROLLER BEARINGS	3 395	11 509	7 152	058 FRUIT,PRESERVED,PREPARED	3 708	674	421
747 TAPS,COCKS,VALVES,ETC.	2 945	18 486	11 557	061 SUGARS,MOLASSES,HONEY	198 339	4 110	2 488
748 TRANSMISSIONS SHAFTS ETC	43 008	40 424	25 077	071 COFFEE,COFFEE SUBSTITUTE	180 457	59 154	36 480

7 IMPORTS AND EXPORTS (SPECIAL TRADE) BY COUNTRIES OF PRODUCTION AND CONSUMPTION AND BY GROUPS OF THE SITC-REV. III 1990

GROUP DESCRIPTION	DT = 100 KG	1 000 DM	1 000 \$	GROUP DESCRIPTION	DT = 100 KG	1 000 DM	1 000 \$
075 SPICES	2 261	1 229	764	727 FOOD-PROCESS.MCH.NON DOM	446	447	279
121 TOBACCO, UNMANUFACTURED	7 475	5 416	3 404	728 OTH.MACH.PTS,SPCL INDUST	601	3 621	2 164
222 OILSEED(SFT.FIX VEG.OIL)	39 476	10 340	6 393	731 METAL REMOVAL WORK TOOLS	299	165	106
248 WOOD, SIMPLY WORKED	1 018	264	165	733 MACH-TOOLS,METAL-WORKING	376	1 109	693
263 COTTON	61 615	13 378	8 135	735 PARTS,NES,FOR MACH-TOOLS	34	137	85
288 NON-FERROUS WASTE,SCRAP	745	155	92	737 METALWORKING MACHNRY NES	25	138	87
292 CRUDE VEG.MATERIALS, NES	8 167	5 732	3 533	741 HEATING,COOLING EQUIP,PART	-	-	-
551 ESSNTL.OIL,PERFUME,FLAVR	5	61	35	742 PUMPS FOR LIQUIDS,PARTS	36	346	217
598 MISC.CHEMICAL PRODTS,NES	10	85	50	743 PUMPS NES,CENTRIFUGS ETC	284	581	357
652 COTTON FABRICS,WOVEN	15	53	33	744 MECHANICAL HANDLING EQUIP	1 045	2 420	1 475
659 FLOOR COVERINGS, ETC.	113	74	44	745 OTH.NONELEC MCH,TOOL,NES	3 727	12 947	7 899
781 PASS.MOTOR VEHCLS.EX.BUS	18	62	38	747 TAPS,COCKS,VALVES,ETC.	165	594	358
831 TRUNK,SUIT-CASES,BAG,ETC	35	174	104	748 TRANSMISSIONS SHAFTS ETC	205	454	282
842 WOMEN,GTRL CLOTHNG,KKNIT	38	358	225	749 NON-ELECT MACH.PARTS,ETC	96	350	220
846 CLOTHING ACCESSRS,FABRIC	43	198	122	751 OFFICE MACHINES	53	112	69
851 FOOTWEAR	46	157	96	752 AUTOMATC.DATA PROC.EQUIP	13	495	301
EXPORTS	301 576	144 698	88 669	764 TELECOMM.EQUIP,PARTS NES	122	1 283	798
048 CEREAL PREPARATIONS	859	62	37	771 ELECT POWER MACHNRY,PARTS	449	762	462
061 SUGARS,MOLASSES,HONEY	598	111	67	772 ELEC.SWITCH.RELAY,CIRCUIT	795	2 380	1 442
075 SPICES	406	135	85	773 ELECTR.DISTRIBT.EQPT NES	917	626	388
081 ANIMAL FEED STUFF	447	459	284	774 ELECTRO-MEDCL,XRAY EQUIP	160	1 933	1 162
098 EDIBLE PROD.PREPRNTS,NES	825	257	155	775 DOM.ELEC,NON-ELEC.EQUIPT	23	58	34
112 ALCOHOLIC BEVERAGES	577	129	78	778 ELECTRIC.MACH.APPLT,NES	544	1 633	1 027
232 SYNTHETIC RUBBER, ETC.	1 307	385	238	781 PASS.MOTOR VEHCLS.EX.BUS	2 325	7 778	4 790
266 SYNTHETIC FIBRES	872	179	110	784 PARTS,TRACTORS,MOTOR VEH	1 765	3 066	1 897
267 OTHER MAN-MADE FIBRES	545	358	213	786 TRAILERS,SEMI-TRAILR,ETC	86	66	39
278 OTHER CRUDE MINERALS	3 000	83	53	813 LIGHTING FIXTURES ETC,NES	24	83	55
292 CRUDE VEG.MATERIALS, NES	479	385	241	821 FURNITURE,CUSHIONS,ETC.	411	338	216
334 PETROLEUM PRODUCTS	971	150	90	872 MEDICAL INSTRUMENTS NES	76	900	540
335 RESIDUAL PETROL.PRODUCTS	73 734	6 428	3 957	874 MEASURE,CONTROL INSTRMNT	184	1 939	1 204
411 ANIMAL OILS AND FATS	89	95	58	881 PHOTOGRAPH APPAR.ETC,NES	12	87	54
421 FIXED VEG.FAT,OILS, SOFT	20 386	1 626	993	882 PHOTO.CINEMATOGRPH.SUPPL	370	660	407
431 ANIMAL,VEG.FATS,OILS,NES	1 628	225	142	884 OPTICAL GOODS NES	4	51	30
511 HYDROCARBONS,NES,DERIVTS	442	205	122	885 WATCHES AND CLOCKS	98	55	34
512 ALCOHOL,PHENOL,ETC.DERIV	1 031	592	357	892 PRINTED MATTER	790	160	97
513 CARBOXYLIC ACIDS,DERIVTS	1 835	752	461	893 ARTICLES,NES,OF PLASTICS	235	663	412
514 NITROGEN-FUNCT.COMPOUNDS	2 400	4 524	2 744	895 OFFICE,STATIONERY SUPPLS	16	684	421
515 ORGANO-INORGANIC COMPNDS	2 402	5 864	3 559	898 MUSICAL INSTRUMENTS,ETC.	70	55	34
516 OTHER ORGANIC CHEMICALS	1 274	1 255	770	899 MISC MANUFCTRO GOODS NES	277	277	172
522 INORGANIC CHEM.ELEMENTS	4 147	1 262	771	BELIZE			
523 METAL.SALTS,INORGAN.ACID	19 329	1 639	1 020	IMPORTS	5 002	1 847	1 144
524 OTHER CHEMICAL COMPOUNDS	110	70	39				
531 SYNTH.COLOURS,LAKES,ETC.	1 281	4 794	3 018	059 FRUIT, VEGETABLE JUICES	4 853	1 655	1 023
532 DYEING,TANNING MATERIALS	3 896	509	315	898 MUSICAL INSTRUMENTS,ETC.	67	116	76
533 PIGMENTS, PAINTS, ETC.	2 241	2 148	1 325	EXPORTS	1 361	1 591	992
541 MEDICINES,ETC.EXC.GRP542	377	2 037	1 251				
542 MEDICAMENTS	715	3 396	2 090	542 MEDICAMENTS	8	50	31
551 ESSNTL.OIL,PERFUME,FLAVR	270	1 001	618	591 INSECTICIDES, ETC.	180	340	210
553 PERFUMERY,COSMETICS,ETC.	146	113	71	721 AGRIC.MACHINES,EX.TRACTR	149	121	81
554 SOAP,CLEANERS,POLISH,ETC	7 272	2 124	1 323	743 PUMPS NES,CENTRIFUGS ETC	34	257	152
562 FERTILIZER,EXCEPT GRP272	50 490	604	390	745 OTH.NONELEC MCH,TOOL,NES	18	249	156
571 POLYMERS OF ETHYLENE	361	115	74	781 PASS.MOTOR VEHCLS.EX.BUS	35	90	57
572 POLYMERS OF STYRENE	1 070	271	165	893 ARTICLES,NES,OF PLASTICS	236	89	57
573 POLYMERS,VINYL CHLORIDE	1 141	309	190	HONDURAS			
574 POLYACETAL,POLYCARBONATE	137	76	46	IMPORTS	1 122 381	150 298	92 452
575 OTH.PLASTIC,PRIMARY FORM	7 710	2 101	1 308				
581 PLASTIC TUBE,PIPE,HOSE	13	92	55	001 LIVE ANIMALS	5	101	61
582 PLASTIC PLATE,SHEETS,ETC	364	353	211	057 FRUIT,NUTS EXCL.OIL NUTS	844 685	89 905	55 605
591 INSECTICIDES, ETC.	4 857	4 983	3 051	058 FRUIT,PRESERVED,PREPARED	27 121	3 690	2 264
592 STARCHES,INULIN,ETC.	375	256	159	059 FRUIT, VEGETABLE JUICES	769	210	125
597 PREPRD ADDITIVES,LIQUIDS	246	151	93	071 COFFEE,COFFEE SUBSTITUTE	131 759	42 463	25 906
598 MISC.CHEMICAL PRODTS,NES	4 168	2 763	1 698	121 TOBACCO, UNMANUFACTURED	158	120	73
621 MATERIALS OF RUBBER	86	64	39	222 TOBACCO, MANUFACTURED	99	800	500
629 ARTICLES OF RUBBER, NES	123	493	58	223 OILSEED(SFT.FIX VEG.OIL)	562	114	67
635 WOOD MANUFACTURES, NES	99	95	58	248 WOOD, SIMPLY WORKED	7 487	828	509
641 PAPER AND PAPERBOARD	1 515	662	407	287 ORE,CONCENTR.BASE METALS	75 283	5 876	3 463
642 PAPER,PAPERBOARD,CUT ETC	1 145	535	336	291 CRUDE ANIMAL MATERLS,NES	2 650	304	186
651 TEXTILE YARN	510	744	453	292 CRUDE VEG.MATERIALS, NES	1 733	792	494
654 OTH.TEXTILE FABRIC,WOVEN	13	55	34	598 MISC.CHEMICAL PRODTS,NES	27 139	3 191	1 993
657 SPECIAL YARN,TXTL.FABRIC	611	562	348	612 MANUFACT. LEATHER ETC,NES	33	167	99
662 CLAY,REFRCT.CONSTR.MATRL	6 618	972	580	771 ELECT POWER MACHNRY,PARTS	263	248	167
663 MINERAL MANUFACTURES,NES	1 517	870	535	821 FURNITURE,CUSHIONS,ETC.	880	142	85
664 GLASS	997	88	53	845 OTHR.TEXTILE APPAREL,NES	64	691	427
665 GLASSWARE	568	284	172	885 WATCHES AND CLOCKS		140	93
673 FLAT-ROLLED IRON ETC.	20 123	1 665	1 004	EXPORTS	323 084	44 475	27 945
674 FLAT-ROLLED PLATED IRON	7 953	1 605	972	046 MEAL,FLOUR OF WHEAT,MSLN	1 000	58	34
676 IRON,STL.BAR,SHAPES ETC.	1 108	136	84	061 SUGARS,MOLASSES,HONEY	325	51	31
679 TUBES,PIPES,ETC.IRON,STL	957	283	170	098 EDIBLE PROD.PREPRNTS,NES	261	510	316
682 COPPER	96	104	63	232 SYNTHETIC RUBBER, ETC.	270	89	54
683 NICKEL	34	80	49	335 RESIDUAL PETROL.PRODUCTS	9 293	859	517
684 ALUMINIUM	1 709	1 090	648	431 ANIMAL,VEG.FATS,OILS,NES	370	53	33
691 METALLIC STRUCTURES NES	180	232	145	512 ALCOHOL,PHENOL,ETC.DERIV	247	160	97
692 CONTAINERS,STORAGE,TRNSP	1 227	4 789	2 857	513 CARBOXYLIC ACIDS,DERIVTS	200	69	43
693 WIRE PRODUCTS EXCL.ELECT	78	57	35	514 NITROGEN-FUNCT.COMPOUNDS	166	126	76
694 NAILS,SCREWS,NUTS,ETC.	133	118	74	515 ORGANO-INORGANIC COMPNDS	449	201	123
695 TOOLS	901	1 569	965	516 OTHER ORGANIC CHEMICALS	58	92	58
696 CUTLERY	25	141	87	522 INORGANIC CHEM.ELEMENTS	1 586	648	390
697 HOUSEHOLD EQUIPMENT,NES	104	111	71	523 METAL.SALTS,INORGAN.ACID	30 217	1 027	631
699 MANUFACTS.BASE METAL,NES	338	550	332	531 SYNTH.COLOURS,LAKES,ETC.	373	709	437
713 INTRNL COMBUS PSTN ENGIN	136	924	561	532 DYEING,TANNING MATERIALS	1 598	230	143
716 ROTATING ELECTRIC PLANT	40	137	87	533 PIGMENTS, PAINTS, ETC.	237	340	210
718 OTH.POWR.GENRTNG.MACHNRY	8	242	153	541 MEDICINES,ETC.EXC.GRP542	443	1 763	1 069
722 TRACTORS	2 320	1 666	1 070				
723 CIVIL ENGINEERING EQUIPT	36	119	71				
724 TEXTILE,LEATHER MACHINES	3 498	11 868	7 256				
725 PAPER,PULP MILL MACHINES	113	358	222				
726 PRINTNG,BOOKBINDNG MACHS	520	2 467	1 489				

7 IMPORTS AND EXPORTS (SPECIAL TRADE) BY COUNTRIES OF PRODUCTION AND CONSUMPTION AND BY GROUPS OF THE SITC-REV. III 1990

GROUP DESCRIPTION	DT = 100 KG	1 000 DM	1 000 \$	GROUP DESCRIPTION	DT = 100 KG	1 000 DM	1 000 \$
542 MEDICAMENTS	333	1 960	1 206	553 PERFUMERY, COSMETICS, ETC.	160	165	104
551 ESSNTL. OIL, PERFUME, FLAVR	62	364	229	554 SOAP, CLEANERS, POLISH, ETC	5 267	1 238	776
553 PERFUMERY, COSMETICS, ETC.	54	101	61	562 FERTILIZER, EXCEPT GRP272	95 860	2 414	1 420
554 SOAP, CLEANERS, POLISH, ETC	1 617	926	576	571 POLYMERS OF ETHYLENE	1 432	304	190
562 FERTILIZER, EXCEPT GRP272	246 437	5 158	3 265	572 POLYMERS OF STYRENE	1 901	837	519
573 POLYMERS, VINYL CHLORIDE	283	78	47	573 POLYMERS, VINYL CHLORIDE	1 089	318	195
574 POLYACETAL, POLYCARBONATE	177	116	69	574 POLYACETAL, POLYCARBONATE	228	75	44
575 OTH. PLASTIC, PRIMARY FORM	371	291	182	575 OTH. PLASTIC, PRIMARY FORM	3 327	890	552
591 INSECTICIDES, ETC.	1 344	1 948	1 207	581 PLASTIC TUBE, PIPE, HOSE	466	728	439
592 STARCHES, INULIN, ETC.	92	72	45	582 PLASTIC PLATE, SHEETS, ETC	303	234	142
597 PREPRO ADDITIVES, LIQUIDS	182	89	59	583 MONOFILAMENT OF PLASTICS	55	72	43
598 MISC. CHEMICAL PRODS, NES	972	830	516	591 INSECTICIDES, ETC.	1 111	1 633	1 000
641 PAPER AND PAPERBOARD	332	68	41	592 STARCHES, INULIN, ETC.	348	210	130
642 PAPER, PAPERBOARD, CUT ETC	331	169	101	598 MISC. CHEMICAL PRODS, NES	2 532	1 522	939
657 SPECIAL YARN, TXTL. FABRIC	132	106	64	625 RUBBER TYRES, TUBES, ETC.	941	72	44
662 CLAY, REFRCT. CONSTR. MATRL	836	138	92	629 ARTICLES OF RUBBER, NES	99	215	133
663 MINERAL MANUFACTURES, NES	192	134	82	635 WOOD MANUFACTURES, NES	108	131	80
673 FLAT-ROLLED IRON ETC.	7 581	561	361	641 PAPER AND PAPERBOARD	935	484	298
676 IRON, STL. BAR, SHAPES ETC.	471	59	35	651 TEXTILE YARN	25	105	71
679 TUBES, PIPES, ETC. IRON, STL	475	274	176	657 SPECIAL YARN, TXTL. FABRIC	21	65	38
691 METALLIC STRUCTURES NES	434	496	300	662 CLAY, REFRCT. CONSTR. MATRL	656	77	48
692 CONTAINERS, STORAGE, TRNSP	584	1 217	726	663 MINERAL MANUFACTURES, NES	745	331	200
694 NAILS, SCREWS, NUTS, ETC.	113	85	54	664 GLASS	1 356	95	59
695 TOOLS	328	580	357	665 GLASSWARE	117	118	74
696 CUTLERY	23	88	53	671 PIG IRON, SPIEGELEISN, ETC	590	82	49
697 HOUSEHOLD EQUIPMENT, NES	53	66	39	673 FLAT-ROLLED IRON ETC.	26 606	2 323	1 412
699 MANUFACTS. BASE METAL, NES	109	165	105	676 IRON, STL. BAR, SHAPES ETC.	7 453	710	455
713 INTRNL COMBUS PSTN ENGIN	264	96	62	682 COPPER	73	175	111
716 ROTATING ELECTRIC PLANT	55	80	49	684 ALUMINIUM	3 733	2 953	1 848
718 OTH. POWR. GENRTNG. MACHNRY	73	187	126	692 CONTAINERS, STORAGE, TRNSP	58	176	112
721 AGRIC. MACHINES, EX. TRACTR	395	373	241	693 WIRE PRODUCTS EXCL. ELECT	269	135	84
722 TRACTORS	2 734	2 070	1 289	694 NAILS, SCREWS, NUTS, ETC.	441	308	183
723 CIVIL ENGINEERING EQUIPT	375	323	199	695 TOOLS	436	761	466
724 TEXTILE, LEATHER MACHINES	36	223	140	696 CUTLERY	20	73	45
725 PAPER, PULP MILL MACHINES	48	160	99	697 HOUSEHOLD EQUIPMENT, NES	79	74	44
726 PRINTNG, BOOKBINDNG MACHS	50	546	354	699 MANUFACTS. BASE METAL, NES	394	659	393
727 FOOD-PROCESS. MCH. NON DOM	126	954	573	711 STEAM TURBINES	5	53	35
728 OTH. MACH. PTS, SPCL INDUST	43	220	137	713 INTRNL COMBUS PSTN ENGIN	476	343	212
735 PARTS, NES, FOR MACH-TOOLS	9	81	51	716 ROTATING ELECTRIC PLANT	66	189	124
741 HEATNG, COOLNG EQUIP, PART	.	.	.	718 OTH. POWR. GENRTNG. MACHNRY	9	149	100
742 PUMPS FOR LIQUIDS, PARTS	8	48	32	722 TRACTORS	194	152	96
743 PUMPS NES, CENTRIFUGS ETC	51	137	85	724 TEXTILE, LEATHER MACHINES	2 101	7 133	4 412
745 OTH. NONELEC MCH, TOOL, NES	3 570	11 072	7 262	725 PAPER, PULP MILL MACHINES	22	121	80
747 TAPS, COCKS, VALVES, ETC.	30	194	116	726 PRINTNG, BOOKBINDNG MACHS	255	905	577
748 TRANSMISSIONS SHAFTS ETC	52	116	73	727 FOOD-PROCESS. MCH. NON DOM	85	94	61
749 NON-ELECT MACH. PARTS, ETC	25	75	47	728 OTH. MACH. PTS, SPCL INDUST	253	1 632	1 006
764 TELECOMM. EQUIP. PARTS NES	7	69	42	733 MACH-TOOLS, METAL-WORKING	378	113	69
772 ELEC. SWITCH. RELAY. CIRCUIT	24	147	89	735 PARTS, NES, FOR MACH-TOOLS	5	55	34
781 PASS. MOTOR VEHCLS. EX. BUS	154	516	319	737 METALWORKING MACHNRY NES	7	119	74
784 PARTS, TRACTORS, MOTOR VEH	322	668	414	741 HEATNG, COOLNG EQUIP, PART	.	.	.
872 MEDICAL INSTRUMENTS NES	150	375	231	742 PUMPS FOR LIQUIDS, PARTS	15	107	68
874 MEASURE, CONTROL INSTRMNT	36	220	138	743 PUMPS NES, CENTRIFUGS ETC	41	156	101
882 PHOTO. CINEMATOGRPH. SUPPL	146	345	209	744 MECHANICAL HANDLING EQUIP	60	288	177
893 ARTICLES, NES, OF PLASTICS	83	145	92	745 OTH. NONELEC MCH, TOOL, NES	64	377	234
895 OFFICE, STATIONERY SUPPLS	96	303	182	746 BALL OR ROLLER BEARINGS	16	63	39
897 GOLD, SILVERWARE, JEWEL NES		273	175	747 TAPS, COCKS, VALVES, ETC.	36	314	191
EL SALVADOR				748 TRANSMISSIONS SHAFTS ETC	76	385	231
IMPORTS				749 NON-ELECT MACH. PARTS, ETC	45	192	118
061 SUGARS, MOLASSES, HONEY	6 137	899	570	751 OFFICE MACHINES	20	105	62
071 COFFEE, COFFEE SUBSTITUTE	463 528	152 133	96 537	752 AUTOMATC. DATA PROC. EQUIP	3	60	38
222 OILSEED (SFT. FIX VEG. OIL)	18 090	4 351	2 638	764 TELECOMM. EQUIP. PARTS NES	725	6 725	4 240
263 COTTON	1 015	169	109	771 ELECT POWER MACHNRY, PARTS	45	110	70
292 CRUDE VEG. MATERIALS, NES	247	282	173	772 ELEC. SWITCH. RELAY. CIRCUIT	518	3 277	2 001
642 PAPER, PAPERBOARD, CUT ETC	175	152	97	773 ELECTR. DISTRIB. EOPT NES	988	3 145	1 983
651 TEXTILE YARN	5 625	2 749	1 696	774 ELECTRO-MEDCL. XRAY EQUIP	67	1 983	1 215
658 TEXTILE ARTICLES NES	239	507	301	778 ELECTRIC. MACH. APPART. NES	82	648	390
689 MISC. NON-FERR. BASE METAL	3	66	40	781 PASS. MOTOR VEHCLS. EX. BUS	363	1 646	1 022
695 TOOLS	331	280	174	784 PARTS, TRACTORS, MOTOR VEH	502	1 112	689
778 ELECTRIC. MACH. APPART. NES	452	10 009	6 223	786 TRAILERS, SEMI-TRAILR, ETC	190	299	190
831 TRUNK, SUIT-CASES, BAG, ETC	102	127	83	872 MEDICAL INSTRUMENTS NES	33	391	243
EXPORTS				874 MEASURE, CONTROL INSTRMNT	48	987	602
061 SUGARS, MOLASSES, HONEY	461	70	42	882 PHOTO. CINEMATOGRPH. SUPPL	424	768	469
081 ANIMAL FEED STUFF	535	135	82	892 PRINTED MATTER	28	52	30
112 ALCOHOLIC BEVERAGES	452	97	60	893 ARTICLES, NES, OF PLASTICS	313	426	258
232 SYNTHETIC RUBBER, ETC.	320	136	86	895 OFFICE, STATIONERY SUPPLS	51	367	223
278 OTHER CRUDE MINERALS	4 714	77	44	897 GOLD, SILVERWARE, JEWEL NES	58	58	38
292 CRUDE VEG. MATERIALS, NES	85	99	59	899 MISC MANUFCTRD GOODS NES	60	104	65
334 PETROLEUM PRODUCTS	1 144	137	85	NICARAGUA			
335 RESIDUAL PETROL. PRODUCTS	6 590	614	380	IMPORTS			
431 ANIMAL, VEG. FATS, OILS, NES	1 394	235	150	001 LIVE ANIMALS	8	433	268
511 HYDROCARBONS, NES, DERIVTS	1 492	165	103	057 FRUIT, NUTS EXCL. OIL NUTS	335 555	30 445	19 295
512 ALCOHOL, PHENOL, ETC. DERIV	1 841	397	242	071 COFFEE, COFFEE SUBSTITUTE	125 036	42 041	26 291
513 CARBOXYLIC ACIDS, DERIVTS	650	269	159	121 TOBACCO, UNMANUFACTURED	148	178	114
514 NITROGEN-FUNCT. COMPOUNDS	502	1 424	859	222 OILSEED (SFT. FIX VEG. OIL)	17 191	4 643	2 848
515 ORGANO-INORGANIC COMPNDS	515	6 410	3 962	263 COTTON	43 834	6 946	4 303
516 OTHER ORGANIC CHEMICALS	390	505	311	288 NON-FERROUS WASTE, SCRAP	507	83	51
522 INORGANIC CHEM. ELEMENTS	1 931	379	230	541 MEDICINES, ETC. EXC. GRP542	25	180	106
523 METAL. SALTS, INORGAN. ACID	5 168	462	283	598 MISC. CHEMICAL PRODS, NES	1 586	380	234
531 SYNTH. COLOURS, LAKES, ETC.	435	1 436	888	689 MISC. NON-FERR. BASE METAL	240	144	85
532 DYEING, TANNING MATERIALS	2 681	389	242	744 MECHANICAL HANDLING EQUIP	147	61	40
533 PIGMENTS, PAINTS, ETC.	700	767	479	759 PARTS, FOR OFFICE MACHINS	39	173	116
541 MEDICINES, ETC. EXC. GRP542	162	1 302	804	762 RADIO-BROADCAST RECEIVER	18	80	49
542 MEDICAMENTS	471	5 788	3 617	764 TELECOMM. EQUIP. PARTS NES	39	61	41
551 ESSNTL. OIL, PERFUME, FLAVR	157	676	419	776 TRANSISTORS, VALVES, ETC.	10	262	167
				874 MEASURE, CONTROL INSTRMNT			

7 IMPORTS AND EXPORTS (SPECIAL TRADE) BY COUNTRIES OF PRODUCTION AND CONSUMPTION AND BY GROUPS OF THE SITC-REV. III 1990

GROUP DESCRIPTION	DT = 100 KG	1 000 DM	1 000 \$	GROUP DESCRIPTION	DT = 100 KG	1 000 DM	1 000 \$
EXPORTS				515 ORGANO-INORGANIC COMPNDS	900	1 783	1 094
098 EDIBLE PROD.PREPRNS,NES	211	45	31	516 OTHER ORGANIC CHEMICALS	213	232	142
512 ALCOHOL,PHENOL,ETC.DERIV	85	101	59	522 INORGANIC CHEM.ELEMENTS	8 600	1 844	1 128
515 ORGANO-INORGANIC COMPNDS	2 290	1 966	1 200	523 METAL.SALTS,INORGAN.ACID	21 530	1 535	943
516 OTHER ORGANIC CHEMICALS	74	81	46	524 OTHER CHEMICAL COMPOUNDS	475	218	135
522 INORGANIC CHEM.ELEMENTS	246	55	31	531 SYNTH.COLOURS,LAKES,ETC.	335	1 098	682
523 METAL.SALTS,INORGAN.ACID	639	143	84	532 DYEING,TANNING MATERIALS	7 921	1 061	644
524 OTHER CHEMICAL COMPOUNDS	203	171	100	533 PIGMENTS, PAINTS, ETC.	2 189	2 067	1 270
532 DYEING,TANNING MATERIALS	606	83	50	541 MEDICINES,ETC.EXC.GRP542	333	1 125	699
533 PIGMENTS, PAINTS, ETC.	386	254	152	542 MEDICAMENTS	485	2 292	1 418
541 MEDICINES,ETC.EXC.GRP542	83	391	235	551 ESSNTL.OIL,PERFUME,FLAVR	493	1 206	741
542 MEDICAMENTS	54	482	295	552 PERFUMERY,COSMETICS,ETC.	25	78	48
554 SOAP,CLEANERS,POLISH,ETC	381	208	125	553 SOAP,CLEANERS,POLISH,ETC	4 880	1 658	1 014
575 OTH.PLASTIC,PRIMARY FORM	2 092	458	272	562 FERTILIZER,EXCEPT GRP272	1 137	700	430
591 INSECTICIDES, ETC.	127	621	410	572 POLYMERS OF STYRENE	6 071	1 368	835
597 PREPRD ADDITIVES,LIQUIDS	186	53	31	573 POLYMERS,VINYL CHLORIDE	543	167	101
598 MISC.CHEMICAL PRODTS,NES	254	260	159	574 POLYACETAL,POLYCARBONATE	719	301	184
625 RUBBER TYRES,TUBES,ETC.	869	373	224	575 OTH.PLASTIC,PRIMARY FORM	13 528	1 974	1 227
629 ARTICLES OF RUBBER, NES	21	62	38	581 PLASTIC TUBE,PIPE,HOSE	272	840	519
663 MINERAL MANUFACTURES,NES	36	90	53	582 PLASTIC PLATE,SHEETS,ETC	2 042	2 120	1 314
665 GLASSWARE	26	149	89	583 MONOFILAMENT OF PLASTICS	28	48	32
673 FLAT-ROLLED IRON ETC.	15 283	814	535	591 INSECTICIDES, ETC.	3 109	5 365	3 290
682 COPPER	102	219	128	592 STARCHES,INULIN,ETC.	413	399	243
684 ALUMINIUM	95	90	57	597 PREPRD ADDITIVES,LIQUIDS	594	143	92
695 TOOLS	86	355	210	598 MISC.CHEMICAL PRODTS,NES	4 494	2 720	1 664
699 MANUFACTS.BASE METAL,NES	135	129	74	621 MATERIALS OF RUBBER	119	109	65
712 STEAM TURBINES	38	867	528	625 RUBBER TYRES,TUBES,ETC.	55	52	32
713 INTRNL COMBUS PSTN ENGIN	54	120	70	629 ARTICLES OF RUBBER, NES	113	267	167
716 ROTATING ELECTRIC PLANT	84	222	133	641 PAPER AND PAPERBOARD	1 846	978	590
721 AGRIC.MACHINES,EX.TRACTR	124	257	153	642 PAPER,PAPERBOARD,CUT ETC	1 160	408	263
723 CIVIL ENGINEERING EQUIPT	54	144	86	651 TEXTILE YARN	5	68	43
724 TEXTILE,LEATHER MACHINES	28	359	214	657 SPECIAL YARN,TXTL.FABRIC	233	234	148
725 PAPER,PULP MILL MACHINES	58	193	116	662 CLAY,REFRCT.CONSTR.MATRL	603	70	45
726 PRINTNG,BOOKBINDNG MACHS	8	88	55	663 MINERAL MANUFACTURES,NES	1 158	665	409
727 FOOD-PROCESS.MCH.NON DOM	455	340	224	664 GLASS	1 457	171	110
728 OTH.MACH.PTS,SPCL INDUST	23	89	55	665 GLASSWARE	287	292	178
741 HEATNG.COOLNG EQUIP,PART	.	.	.	666 POTTERY	51	64	40
742 PUMPS FOR LIQUIDS,PARTS	27	268	171	673 FLAT-ROLLED IRON ETC.	13 955	1 291	796
743 PUMPS NES,CENTRIFUGS ETC	37	203	120	674 FLAT-ROLLED PLATED IRON	35 643	4 497	2 762
745 OTH.NONELEC.MCH,TOOL,NES	112	651	408	676 IRON,STL.BAR,SHAPES ETC.	1 739	263	169
748 TRANSMISSIONS SHAFTS ETC	30	200	127	677 RAILWAY TRACK IRON,STEEL	147	50	32
759 PARTS,FOR OFFICE MACHINS	.	90	54	678 WIRE OF IRON OR STEEL	148	52	30
764 TELECOMM.EQUIP.PARTS NES	22	632	383	679 TUBES,PIPES,ETC.IRON,STL	165	66	43
771 ELECT POWER MACHNY,PARTS	150	196	115	682 COPPER	74	108	64
772 ELEC.SWITCH.RELAY.CIRCUIT	363	1 857	1 105	683 NICKEL	3	50	32
773 ELECTR DISTRIBT.EQPT NES	757	650	382	684 ALUMINIUM	618	649	400
774 ELECTRO-MEDCL.XRAY EQUIP	6	134	79	691 METALLIC STRUCTURES NES	187	125	77
778 ELECTRIC.MACH.APPART,NES	31	185	118	693 WIRE PRODUCTS EXCL.ELECT	201	101	64
781 PASS.MOTOR VEHCLS.EX.BUS	100	232	141	694 NAILS,SCREWS,NUTS,ETC.	830	616	377
782 GOODS,SPCL TRANSPDRT VEH	100	118	70	695 TOOLS	1 095	2 294	1 403
784 PARTS,TRACTORS,MOTOR VEH	105	240	154	696 CUTLERY	52	261	162
846 CLOTHNG,NONTXTL:HEADGEAR	3	81	49	697 HOUSEHOLD EQUIPMENT,NES	78	63	43
872 MEDICAL INSTRUMENTS NES	34	493	308	699 MANUFACTS.BASE METAL,NES	689	842	514
873 METERS,COUNTERS,NES	6	125	74	713 INTRNL COMBUS PSTN ENGIN	378	775	478
874 MEASURE,CONTROL INSTRMNT	16	375	228	716 ROTATING ELECTRIC PLANT	498	963	625
COSTA RICA				722 TRACTORS	1 124	974	616
IMPORTS				723 CIVIL ENGINEERING EQUIPT	774	336	203
057 FRUIT,NUTS EXCL.OIL NUTS	3 567 439	319 962	198 790	724 TEXTILE,LEATHER MACHINES	114	1 207	737
058 FRUIT,PRESERVED,PREPARED	4 963	959	589	725 PAPER,PULP MILL MACHINES	196	528	316
059 FRUIT,VEGETABLE JUICES	5 655	1 876	1 198	726 PRINTNG,BOOKBINDNG MACHS	649	3 002	1 879
071 COFFEE,COFFEE SUBSTITUTE	188 654	62 734	38 535	727 FOOD-PROCESS.MCH.NON DOM	318	1 952	1 195
072 COCOA	1 651	576	355	728 OTH.MACH.PTS,SPCL INDUST	473	2 263	1 383
075 SPICES	229	59	36	731 METAL REMOVAL WORK TOOLS	121	334	211
222 OILSEED(SFT.FIX VEG.OIL)	163	49	31	733 MACH-TOOLS,METAL-WORKING	26	408	244
291 CRUDE ANIMAL MATERLS,NES	8 497	1 097	676	735 PARTS,NES,FOR MACH-TOOLS	389	389	240
292 CRUDE VEG.MATERIALS, NES	43 279	26 359	16 282	741 HEATNG.COOLNG EQUIP,PART	.	.	.
531 SYNTH.COLOURS,LAKES,ETC.	161	179	107	742 PUMPS FOR LIQUIDS,PARTS	31	183	111
541 MEDICINES,ETC.EXC.GRP542	96	618	374	743 PUMPS NES,CENTRIFUGS ETC	150	382	230
551 ESSNTL.OIL,PERFUME,FLAVR	194	145	91	744 MECHANICAL HANDLING EQUIP	420	550	348
598 MISC.CHEMICAL PRODTS,NES	6	55	33	745 OTH.NONELEC.MCH,TOOL,NES	385	2 660	1 665
625 RUBBER TYRES,TUBES,ETC.	564	271	168	747 TAPS,COCKS,VALVES,ETC.	18	151	97
629 ARTICLES OF RUBBER, NES	495	240	151	748 TRANSMISSIONS SHAFTS ETC	67	357	229
735 PARTS,NES,FOR MACH-TOOLS	.	.	.	749 NON-ELECT MACH.PARTS,ETC	62	214	131
737 METALWORKING MACHNY NES	37	687	422	751 OFFICE MACHINES	87	477	287
743 PUMPS NES,CENTRIFUGS ETC	6	86	58	752 AUTOMATC.DATA PROC.EQUIP	6	191	118
744 MECHANICAL HANDLING EQUIP	185	66	39	759 PARTS,FOR OFFICE MACHINS	2	109	63
772 ELEC.SWITCH.RELAY.CIRCUIT	1 214	3 752	2 345	764 TELECOMM.EQUIP.PARTS NES	208	1 855	1 163
784 PARTS,TRACTORS,MOTOR VEH	290	139	86	771 ELECT POWER MACHNY,PARTS	215	380	234
844 WOMEN,GIRLS CLOTHNG.KNIT	7	46	30	772 ELEC.SWITCH.RELAY.CIRCUIT	650	3 673	2 280
894 BABY CARRIAGE,TOYS,GAMES	58	105	63	773 ELECTR DISTRIBT.EQPT NES	1 764	1 348	859
EXPORTS				774 ELECTRO-MEDCL.XRAY EQUIP	25	582	351
048 CEREAL PREPARATIONS	7 500	402	268	775 DOM.ELEC,NON-ELEC.EQUIPT	42	136	86
081 ANIMAL FEED STUFF	518	193	116	778 ELECTRIC.MACH.APPART,NES	480	1 786	1 132
112 ALCOHOLIC BEVERAGES	651	315	197	781 PASS.MOTOR VEHCLS.EX.BUS	6 359	13 361	8 147
232 SYNTHETIC RUBBER, ETC.	398	181	112	783 ROAD MOTOR VEHICLES NES	939	273	166
278 OTHER CRUDE MINERALS	2 086	66	39	784 PARTS,TRACTORS,MOTOR VEH	1 185	4 006	2 479
292 CRUDE VEG.MATERIALS, NES	280	515	312	785 CYCLES,MOTORCYCLES ETC.	70	169	102
334 PETROLEUM PRODUCTS	280	83	50	786 TRAILERS,SEMI-TRAILR,ETC	95	64	40
335 RESIDUAL PETROL.PRODUCTS	19 575	1 899	1 183	791 RAILWAY VEHICLES.EQUIPNT	7	148	91
431 ANIMAL,VEG.FATS,OILS,NES	800	110	68	792 AIRCRAFT,ASSOCTD.EQUIPNT	1	605	407
512 ALCOHOL,PHENOL,ETC.DERIV	1 452	470	292	813 LIGHTNG FIXTURES ETC.NES	13	116	72
513 CARBOXYLIC ACIDS,DERIVTS	2 334	458	279	831 TRUNK,SUIT-CASES,BAG,ETC	18	50	32
514 NITROGEN-FUNCT.COMPOUNDS	355	242	149	842 WOMEN,GIRL CLOTHNG,KNIT	2	94	51
				844 WOMEN,GIRLS CLOTHNG.KNIT	10	180	112
				848 CLOTHNG,NONTXTL:HEADGEAR	10	57	35
				851 FOOTWEAR	86	297	186
				871 OPTICAL INSTRUMENTS,NES	9	322	200
				872 MEDICAL INSTRUMENTS NES	156	1 052	647
				874 MEASURE,CONTROL INSTRMNT	101	2 298	1 441

7 IMPORTS AND EXPORTS (SPECIAL TRADE) BY COUNTRIES OF PRODUCTION AND CONSUMPTION AND BY GROUPS OF THE SITC-REV. III 1990

GROUP DESCRIPTION	DT = 100 KG	1 000 DM	1 000 \$	GROUP DESCRIPTION	DT = 100 KG	1 000 DM	1 000 \$
881 PHOTOGRAPH APPAR.ETC.NES	238	2 680	1 611	713 INTRNL COMBUS PSTN ENGIN	346	1 550	951
882 PHOTO.CINEMATOGRPH.SUPPL	647	1 276	793	716 ROTATING ELECTRIC PLANT	17	114	74
885 WATCHES AND CLOCKS	1	67	43	721 AGRIC.MACHINES,EX.TRACTR	373	351	218
891 ARMS AND AMMUNITION	9	121	74	722 TRACTORS	1 064	812	516
892 PRINTED MATTER	119	189	118	724 TEXTILE,LEATHER MACHINES	21	134	89
893 ARTICLES,NES,OF PLASTICS	218	467	288	725 PAPER,PULP MILL MACHINES	37	159	95
895 OFFICE,STATIONERY SUPPLS	228	922	582	726 PRINTING,BOOKBINDNG MACHS	336	1 700	1 122
898 MUSICAL INSTRUMENTS,ETC	43	244	151	727 FOOD-PROCESS.MCH,NON DOM	335	1 373	889
899 MISC MANUFCTRD GOODS,NES	160	362	223	728 OTH.MACH.PTS,SPCL INDUST	135	937	601
961 COIN NONGOLD NONCURRENT	1 450	1 240	787	731 METAL REMOVAL WORK TOOLS	77	129	78
PANAMA				733 MACH-TOOLS,METAL-WORKING	64	209	133
IMPORTS	3 622 437	423 164	262 430	735 PARTS,NES,FOR MACH-TOOLS	9	193	126
034 FISH,FRESH,CHILLED,FROZN	433	182	120	737 METALWORKING MACHNRY,NES	59	82	53
057 FRUIT,NUTS EXCL.OIL NUTS	3 514 264	403 320	250 236	741 HEATING,COOLNG EQUIP,PART	16	161	96
058 FRUIT,PRESERVED,PREPARED	37 268	4 705	2 926	742 PUMPS FOR LIQUIDS,PARTS	9	146	87
071 COFFEE,COFFEE SUBSTITUTE	10 631	3 195	1 950	743 PUMPS,NES,CENTRIFUGS ETC	144	539	352
081 ANIMAL FEED STUFF	12 831	200	131	745 OTH.NONELEC MCH,TOOL,NES	2 245	1 899	1 198
288 NON-FERROUS WASTE,SCRAP	5 925	1 517	929	746 BALL OR ROLLER BEARINGS	5 542	5 411	3 986
292 CRUDE VEG.MATERIALS, NES	2 354	1 463	897	747 TAPS,COCKS,VALVES,ETC.	48	236	154
511 HYDROCARBONS,NES,DERIVTS	1 302	163	101	748 TRANSMISSIONS SHAFTS ETC	36	151	94
513 CARBOXYLIC ACIDS,DERIVTS	17	635	409	749 NON-ELECT MACH,PARTS,ETC	107	238	151
542 MEDICAMENTS	14	530	357	751 OFFICE MACHINES	40	121	75
551 ESSNTL.OIL,PERFUME,FLAVR	167	96	56	759 PARTS,FOR OFFICE MACHINS	4	365	241
553 PERFUMERY,COSMETICS,ETC.	3	52	31	764 TELECOMM.EQUIP,PARTS,NES	4	59	36
634 VENEERS,PLYWOOD,ETC.	1 383	401	240	772 ELEC.SWITCH.RELAY.CIRCUIT	6	147	91
667 PEARLS,PRECIOUS STONES			31	778 ELECTRIC.MACH.APPART,NES	106	193	118
684 ALUMINIUM	366	58	35	781 PASS.MOTOR VEHCLS.EX.BUS	2 415	7 931	4 976
713 INTRNL COMBUS PSTN ENGIN	42	63	38	784 PARTS,TRACTORS,MOTOR VEH	628	1 920	1 170
763 SOUND RECORDER,PHONOGRPH	7	54	38	793 SHIP,BOAT,FLOAT.STRUCTRS	65 230	18 195	10 790
764 TELECOMM.EQUIP,PARTS,NES	10	57	36	813 LIGHTNG FIXTURES ETC,NES	10	92	55
778 ELECTRIC,MACH.APPART,NES	110	167	103	821 FURNITURE,CUSHIONS,ETC.	212	277	180
793 SHIP,BOAT,FLOAT.STRUCTRS	34 272	2 929	1 734	831 TRUNK,SUIT-CASES,BAG,ETC	3	64	43
845 OTHR.TEXTILE APPAREL,NES	82	65	38	841 MENS,BOYS CLOTHNG,X-KNIT	8	160	97
851 FOOTWEAR	30	180	111	845 OTHR.TEXTILE APPAREL,NES	7	84	49
881 PHOTOGRAPH APPAR.ETC.NES	25	1 091	673	851 FOOTWEAR	59	171	104
882 PHOTO.CINEMATOGRPH.SUPPL	6	85	54	872 MEDICAL INSTRUMENTS,NES	7	246	157
884 OPTICAL GOODS,NES	3	87	54	874 MEASURE,CONTRUL INSTRMNT	20	538	332
896 WORKS OF ART,ANTIQUE ETC		737	452	881 PHOTOGRAPH APPAR.ETC.NES	16	88	55
EXPORTS	294 032	106 429	65 773	882 PHOTO.CINEMATOGRPH.SUPPL	149	231	141
022 MILK AND CREAM	565	59	37	884 OPTICAL GOODS,NES		84	49
024 CHEESE AND CURD	180	58	35	885 WATCHES AND CLOCKS	20	820	516
048 CEREAL PREPARATIONS	43 696	2 580	1 586	892 PRINTED MATTER	242	446	280
054 VEGETABLES	345	460	279	893 ARTICLES,NES,OF PLASTICS	46	95	60
081 ANIMAL FEED STUFF	649	144	86	895 OFFICE,STATIONERY SUPPLS	26	118	73
112 ALCOHOLIC BEVERAGES	1 400	512	317	897 GOLD,SILVERWARE,JEWEL NES	3	1 081	678
278 OTHER CRUDE MINERALS	9 574	222	147	899 MISC MANUFCTRD GOODS,NES	42	136	80
292 CRUDE VEG.MATERIALS, NES	183	147	94	ANGUILLA			
512 ALCOHOL,PHENOL,ETC,DERIV	325	86	48	IMPORTS	32	36	24
513 CARBOXYLIC ACIDS,DERIVTS	315	155	98	EXPORTS	442	157	102
514 NITROGEN-FUNCT.COMPOUNDS	80	107	63	575 OTH.PLASTIC,PRIMARY FORM	101	51	33
515 ORGANO-INORGANIC COMPNDS	90	522	316	682 CLAY,REFRCT.CONSTR.MATRL	330	61	41
522 INORGANIC CHEM.ELEMENTS	787	256	154	CUBA			
523 METAL.SALTS,INORGAN.ACID	4 836	646	407	IMPORTS	321 919	42 296	26 012
531 SYNTH.COLOURS,LAKES,ETC.	965	2 085	1 292	036 CRUSTACEANS,MOLLUSCS ETC	535	2 557	1 589
532 DYEING,TANNING MATERIALS	2 770	419	263	037 FISH ETC.PRPD,PRSTD,NES	358	170	109
533 PIGMENTS, PAINTS, ETC.	973	927	568	054 VEGETABLES	2 833	187	109
541 MEDICINES,ETC,EXC.GRPS42	287	7 487	4 618	057 FRUIT,NUTS EXCL.OIL NUTS	3 882	332	208
542 MEDICAMENTS	1 470	18 519	11 554	059 FRUIT,VEGETABLE JUICES	10 698	2 698	1 719
551 ESSNTL.OIL,PERFUME,FLAVR	175	331	199	061 SUGARS,MOLASSES,HONEY	166 717	5 104	3 213
553 PERFUMERY,COSMETICS,ETC.	1 177	1 431	895	071 COFFEE,COFFEE SUBSTITUTE	864	252	155
554 SOAP,CLEANERS,POLISH,ETC	826	304	190	072 COCOA	5 406	2 940	1 867
562 FERTILIZER,EXCEPT GRP272	112 565	2 209	1 359	112 ALCOHOLIC BEVERAGES	891	277	175
572 POLYMERS OF STYRENE	1 198	286	177	121 TOBACCO, UNMANUFACTURED	7 815	2 963	1 839
573 POLYMERS,VINYL CHLORIDE	855	222	137	122 TOBACCO, MANUFACTURED	96	3 244	2 006
575 OTH.PLASTIC,PRIMARY FORM	145	97	62	273 STONE, SAND AND GRAVEL	5 000	111	71
582 PLASTIC PLATE,SHEETS,ETC	546	422	270	282 FERROUS WASTE AND SCRAP	1 260	188	111
591 INSECTICIDES, ETC.	891	560	349	287 ORE,CONCENTR.BASE METALS	44 954	893	549
597 PREPRD ADDITIVES,LIQUIDS	221	87	53	289 PREC.METAL DRES,CONCRTS	4	4 228	2 511
598 MISC.CHEMICAL PRODTS,NES	566	1 233	773	291 CRUDE ANIMAL MATERLS,NES	4 081	1 663	998
621 MATERIALS OF RUBBER	106	59	32	334 PETROLEUM PRODUCTS	59 744	2 047	1 221
625 RUBBER TYRES,TUBES,ETC.	346	67	42	652 COTTON FABRICS, WOVEN	92	56	35
629 ARTICLES OF RUBBER, NES	117	245	150	657 SPECIAL YARN,TXTL.FABRIC	6 001	804	511
641 PAPER AND PAPERBOARD	1 582	805	492	772 ELEC.SWITCH.RELAY.CIRCUIT	3	112	70
642 PAPER,PAPERBOARD,CUT ETC	372	322	198	896 WORKS OF ART,ANTIQUE ETC	152	1 786	1 112
651 TEXTILE YARN	293	260	158	961 COIN NONGOLD NONCURRENT	9	1 176	722
657 SPECIAL YARN,TXTL.FABRIC	38	111	70	971 GOLD,NONMONTY EXCL DRES	4	4 644	2 751
662 CLAY,REFRCT.CONSTR.MATRL	616	65	41	972 MONETARY GOLD,GOLD COINS	76	45	
663 MINERAL MANUFACTURES,NES	99	107	67	EXPORTS	1 808 201	161 317	99 972
664 GLASS	1 798	287	169	022 MILK AND CREAM	2 500	888	526
665 GLASSWARE	974	823	520	041 WHEAT, MESLIN, UNMILLED	729 660	17 232	10 452
666 POTTERY	149	1 012	625	043 BARLEY, UNMILLED	7 050	136	81
673 FLAT-ROLLED IRON ETC.	1 885	140	82	046 MEAL,FLOUR OF WHEAT,MSLN	958 749	33 348	20 660
674 FLAT-ROLLED PLATED IRON	17 220	3 584	2 227	048 CEREAL PREPARATIONS	5 606	415	254
676 IRON,STL.BAR,SHAPES ETC.	101	55	36	056 VEGETABLES,PRPD,PRSTD,NES	219	64	41
679 TUBES,PIPES,ETC.IRON,STL	13	76	50	061 SUGARS,MOLASSES,HONEY	1 675	211	130
684 ALUMINIUM	442	843	514	081 ANIMAL FEED STUFF	2 825	413	264
685 LEAD	263	77	47	111 NON-ALCOHOL.BEVERAGE,NES	4 283	467	280
693 WIRE PRODUCTS EXCL.ELECT	394	166	103	112 ALCOHOLIC BEVERAGES	11 100	1 374	843
694 NAILS,SCREWS,NUTS,ETC.	57	54	34	122 TOBACCO, MANUFACTURED	62	135	84
695 TOOLS	473	1 220	755				
696 CUTLERY	62	319	193				
699 MANUFACTS.BASE METAL,NES	136	220	130				
711 STEAM GENER.BOILERS,ETC.	144	148	87				
712 STEAM TURBINES	2	88	52				

7 IMPORTS AND EXPORTS (SPECIAL TRADE) BY COUNTRIES OF PRODUCTION AND CONSUMPTION AND BY GROUPS OF THE SITC-REV. III 1990

GROUP DESCRIPTION	DT = 100 KG	1 000 DM	1 000 \$	GROUP DESCRIPTION	DT = 100 KG	1 000 DM	1 000 \$
232 SYNTHETIC RUBBER, ETC.	994	489	313	882 PHOTO.CINEMATOGPH.SUPPL	130	259	166
273 STONE, SAND AND GRAVEL	3 000	187	125	884 OPTICAL GOODS NES	2	453	292
278 OTHER CRUDE MINERALS	2 007	199	125	892 PRINTED MATTER	51	79	47
292 CRUDE VEG.MATERIALS, NES	22	80	51	893 ARTICLES,NES,OF PLASTICS	79	348	214
334 PETROLEUM PRODUCTS	1 110	244	157	894 BABY CARRIAGE, TOYS, GAMES	34	68	41
335 RESIDUAL PETROL. PRODUCTS	559	85	57	897 GOLD, SILVERWARE, JEWEL NES	22	52	32
422 FIXED VEG.FAT, OILS, OTHER	460	84	55	898 MUSICAL INSTRUMENTS, ETC.	22	366	237
431 ANIMAL, VEG. FATS, OILS, NES	308	47	30	899 MISC MANUFACTRD GOODS NES	22	434	272
512 ALCOHOL, PHENOL, ETC. DERIV	3 488	1 660	1 011	971 GOLD, NONMONTRY EXCL ORES		46	30
513 CARBOXYLIC ACIDS, DERIVTS	2 997	1 143	725				
514 NITROGEN-FUNCT. COMPOUNDS	267	631	386	ST CHRISTOPH			
515 ORGANO-INORGANIC COMPNDS	2 185	1 500	933				
516 OTHER ORGANIC CHEMICALS	305	335	205	IMPORTS		81	47
522 INORGANIC CHEM. ELEMENTS	3 747	1 229	766				
523 METAL. SALTS, INORGAN. ACID	3 328	862	537	874 MEASURE, CONTROL INSTRMNT		78	46
524 OTHER CHEMICAL COMPOUNDS	2 106	479	286				
531 SYNTH. COLOURS, LAKES, ETC.	422	1 990	1 261	EXPORTS	746	232	140
532 DYEING, TANNING MATERIALS	121	56	35				
533 PIGMENTS, PAINTS, ETC.	2 557	1 566	949	HAITI			
541 MEDICINES, ETC. EXC. GRP542	264	1 333	833				
542 MEDICAMENTS	875	2 473	1 563	IMPORTS	23 166	9 410	5 902
553 PERFUMERY, COSMETICS, ETC.	304	267	160				
554 SOAP, CLEANERS, POLISH, ETC	1 079	356	224	058 FRUIT, PRESERVED, PREPARED	5 316	719	436
562 FERTILIZER, EXCEPT GRP272	617	131	82	071 COFFEE, COFFEE SUBSTITUTE	1 102	379	235
571 POLYMERS OF ETHYLENE	1 241	241	162	072 COCOA	13 179	2 618	1 653
572 POLYMERS OF STYRENE	360	88	52	292 CRUDE VEG. MATERIALS, NES	476	200	124
574 POLYACETAL, POLYCARBONATE	445	294	188	551 ESSENTL. OIL, PERFUME, FLAVR	26	137	82
575 OTH. PLASTIC, PRIMARY FORM	1 199	652	402	642 PAPER, PAPERBOARD, CUT ETC	38	76	50
581 PLASTIC TUBE, PIPE, HOSE	202	116	77	697 HOUSEHOLD EQUIPMENT, NES	922	2 384	1 478
582 PLASTIC PLATE, SHEETS, ETC	31	408	255	776 TRANSISTORS, VALVES, ETC.	8	290	178
591 INSECTICIDES, ETC.	8 548	7 334	4 385	778 ELECTRIC. MACH. APPART. NES	16	107	65
592 STARCHES, INULIN, ETC.	13	48	30	821 FURNITURE, CUSHIONS, ETC.	133	141	92
598 MISC. CHEMICAL PRODTS. NES	1 968	2 008	1 221	841 MENS, BOYS CLOTHNG, X-KNIT	613	1 232	796
621 MATERIALS OF RUBBER	29	137	82	845 OTHR. TEXTILE APPAREL, NES	70	95	63
629 ARTICLES OF RUBBER, NES	169	212	126	846 CLOTHING ACCESSRS, FABRIC	219	678	435
641 PAPER AND PAPERBOARD	329	96	57	899 MISC MANUFACTRD GOODS NES	275	100	61
642 PAPER, PAPERBOARD, CUT ETC	438	324	215				
656 TULLE, LACE, EMBROIDRY, ETC	12	55	36	EXPORTS	125 989	24 830	15 360
657 SPECIAL YARN, TXTL. FABRIC	662	631	388				
662 CLAY, REFRCT. CONSTR. MATRL	2 542	408	244	022 MILK AND CREAM	22 289	4 324	2 647
663 MINERAL MANUFACTURES, NES	511	303	310	034 FISH, FRESH, CHILLED, FROZN	3 965	216	139
664 GLASS	122	146	88	048 CEREAL PREPARATIONS	1 800	157	95
665 GLASSWARE	414	624	386	061 SUGARS, MOLASSES, HONEY	21 125	1 010	663
673 FLAT-ROLLED IRON ETC.	8 749	1 028	615	112 ALCOHOLIC BEVERAGES	11 369	1 662	1 053
675 FLAT-ROLLED, ALLOY STEEL	252	165	103	292 CRUDE VEG. MATERIALS, NES	143	76	46
676 IRON, STL. BAR, SHAPES ETC.	2 827	579	347	335 RESIDUAL PETROL. PRODUCTS	1 103	112	72
678 WIRE OF IRON OR STEEL	618	217	134	421 FIXED VEG. FAT, OILS, SOFT	35 000	2 796	1 709
679 TUBES, PIPES, ETC. IRON, STL	1 323	395	244	431 ANIMAL, VEG. FATS, OILS, NES	338	73	43
682 COPPER	841	859	538	513 CARBOXYLIC ACIDS, DERIVTS	670	134	82
683 NICKEL	61	1 070	699	515 ORGANO-INORGANIC COMPNDS	15	46	31
684 ALUMINIUM	26	50	32	522 INORGANIC CHEM. ELEMENTS	713	188	115
689 MISC. NON-FERR. BASE METAL	26	93	62	523 METAL. SALTS, INORGAN. ACID	6 121	491	312
691 METALLIC STRUCTURES NES	362	126	75	533 PIGMENTS, PAINTS, ETC.	124	88	57
693 WIRE PRODUCTS EXCL. ELECT	324	674	424	541 MEDICINES, ETC. EXC. GRP542	60	225	142
694 NAILS, SCREWS, NUTS, ETC.	245	227	141	542 MEDICAMENTS	213	984	616
695 TOOLS	109	593	368	553 PERFUMERY, COSMETICS, ETC.	215	393	241
696 CUTLERY	5	60	37	554 SOAP, CLEANERS, POLISH, ETC	263	170	108
699 MANUFACTS. BASE METAL, NES	1 313	1 714	1 091	573 POLYMERS, VINYL CHLORIDE	360	116	74
713 INTRNL COMBUS PSTN ENGIN	115	710	426	583 MONOFILAMENT OF PLASTICS	36	64	39
716 ROTATING ELECTRIC PLANT	28	240	147	591 INSECTICIDES, ETC.	35	73	46
718 OTH. POWR. GENRTNG. MACHNRY	4	81	51	598 MISC. CHEMICAL PRODTS. NES	333	146	89
721 AGRIC. MACHINES, EX. TRACTR	42	114	69	651 TEXTILE YARN	37	145	92
723 CIVIL ENGINEERING EQUIPT	20	160	97	652 COTTON FABRICS, WOVEN	336	319	198
724 TEXTILE, LEATHER MACHINES	476	1 210	750	662 CLAY, REFRCT. CONSTR. MATRL	1 155	132	79
725 PAPER, PULP MILL MACHINES	15	222	137	663 MINERAL MANUFACTURES, NES	222	139	86
726 PRINTNG, BOOKBINDNG MACHS	154	950	590	665 GLASSWARE	142	117	75
727 FOOD-PROCESS. MCH. NON DOM	6	80	51	673 FLAT-ROLLED IRON ETC.	12 806	1 384	881
728 OTH. MACH. PTS, SPCL INDUST	1 252	4 569	2 781	679 TUBES, PIPES, ETC. IRON, STL	169	87	55
731 METAL REMOVAL WORK TOOLS	169	223	140	682 COPPER	239	169	104
733 MACH-TOOLS, METAL-WORKING	663	1 411	923	691 METALLIC STRUCTURES NES	219	122	72
735 PARTS, NES, FOR MACH-TOOLS	97	544	326	692 CONTAINERS, STORAGE, TRNSP	119	111	69
737 METALWORKING MACHNRY NES	1 833	4 157	2 464	694 NAILS, SCREWS, NUTS, ETC.	154	142	90
741 HEATNG, COOLNG EQUIP, PART				695 TOOLS	168	199	125
742 PUMPS FOR LIQUIDS, PARTS	194	951	605	696 CUTLERY	54	158	95
743 PUMPS NES, CENTRIFUGS ETC	1 045	4 626	2 907	699 MANUFACTS. BASE METAL, NES	843	459	285
744 MECHANICAL HANDLING EQUIP	180	419	263	716 ROTATING ELECTRIC PLANT	79	97	58
745 OTH. NONELEC. MCH. TOOL, NES	135	783	480	718 OTH. POWR. GENRTNG. MACHNRY	113	653	388
746 BALL OR ROLLER BEARINGS	494	1 114	704	724 TEXTILE, LEATHER MACHINES	3	117	72
747 TAPS, COCKS, VALVES, ETC.	16	223	142	726 PRINTNG, BOOKBINDNG MACHS	249	1 040	610
748 TRANSMISSIONS, SHAFTS ETC	37	257	158	728 OTH. MACH. PTS, SPCL INDUST	49	439	263
749 NON-ELECT MACH. PARTS, ETC	16	79	49	735 PARTS, NES, FOR MACH-TOOLS	15	96	58
751 OFFICE MACHINES	5	49	30	741 HEATNG, COOLNG EQUIP, PART			
752 AUTOMATC. DATA PROC. EQUIP	49	2 261	1 477	745 OTH. NONELEC. MCH. TOOL, NES	10	77	48
759 PARTS, FOR OFFICE MACHINS	25	272	178	747 TAPS, COCKS, VALVES, ETC.	20	96	62
764 TELECOMM. EQUIP, PARTS NES	24	1 910	1 229	772 ELEC. SWITCH, RELAY, CIRCUT	83	1 039	650
771 ELECT POWER MACHNY, PARTS	38	153	90	773 ELECTR. DISTRIBT. EQPT NES	39	246	153
772 ELEC. SWITCH, RELAY, CIRCUT	72	835	535	774 ELECTRO-MEDCL. XRAY EQUIP	10	150	88
773 ELECTR. DISTRIBT. EQPT NES	31	107	66	781 PASS. MOTOR VEHCLS. EX. BUS	107	404	253
774 ELECTRO-MEDCL. XRAY EQUIP	847	17 732	11 220	782 GOODS, SPCL. TRANSPORT VEH	86	225	132
776 TRANSISTORS, VALVES, ETC.	43	163	103	784 PARTS, TRACTORS, MOTOR VEH	123	531	330
778 ELECTRIC. MACH. APPART. NES	1 268	1 871	1 168	848 CLOTHING, NONTXTL; HEADGEAR	18	62	40
781 PASS. MOTOR VEHCLS. EX. BUS	264	595	433	874 MEASURE, CONTROL INSTRMNT	22	558	394
782 GOODS, SPCL. TRANSPORT VEH	92	1 002	658	882 PHOTO.CINEMATOGPH. SUPPL	29	114	75
784 PARTS, TRACTORS, MOTOR VEH	408	1 432	896	884 OPTICAL GOODS NES	1	77	47
848 CLOTHING, NONTXTL; HEADGEAR	8	122	75	893 ARTICLES, NES, OF PLASTICS	31	94	59
871 OPTICAL INSTRUMENTS, NES	17	817	501	895 OFFICE, STATIONERY SUPPLS	59	106	66
872 MEDICAL INSTRUMENTS NES	413	5 564	3 421	897 GOLD, SILVERWARE, JEWEL NES	1	155	96
874 MEASURE, CONTROL INSTRMNT	140	3 269	2 021	899 MISC MANUFACTRD GOODS NES	28	60	39
881 PHOTOGRAPH APPAR. ETC. NES	6	119	71				

7 IMPORTS AND EXPORTS (SPECIAL TRADE) BY COUNTRIES OF PRODUCTION AND CONSUMPTION AND BY GROUPS OF THE SITC-REV. III 1990

GROUP DESCRIPTION	DT = 100 KG	1 000 DM	1 000 \$	GROUP DESCRIPTION	DT = 100 KG	1 000 DM	1 000 \$
BAHAMAS				022 MILK AND CREAM	3 190	1 078	637
IMPORTS				048 CEREAL PREPARATIONS	18 131	1 086	665
011 BOVINE MEAT	100	101	61	061 SUGARS, MOLASSES, HONEY	3 321	173	104
036 CRUSTACEANS, MOLLUSCS ETC	99	480	311	081 ANIMAL FEED STUFF	1 022	314	193
081 ANIMAL FEED STUFF	7 500	210	123	098 EDIBLE PROD. PREPRTNS, NES	408	234	148
112 ALCOHOLIC BEVERAGES	10 365	7 225	4 436	111 NON-ALCOHOL. BEVERAGE, NES	44	48	31
291 CRUDE ANIMAL MATERLS, NES	10	70	41	112 ALCOHOLIC BEVERAGES	162	54	33
515 ORGANIC-INORGANIC COMPNDS		81	49	232 SYNTHETIC RUBBER, ETC.	477	122	77
541 MEDICINES, ETC. EXC. GRP542		4 444	2 688	267 OTHER MAN-MADE FIBRES	200	107	70
629 ARTICLES OF RUBBER, NES	60	50	34	278 OTHER CRUDE MINERALS	1 251	51	31
662 CLAY, REFRACT. CONSTR. MATRL	718	645	421	292 CRUDE VEG. MATERIALS, NES	1 185	234	141
745 OTH. NONELEC MCH, TOOL, NES	9	174	107	334 PETROLEUM PRODUCTS	1 205	178	106
793 SHIP, BOAT, FLOAT, STRUCTRS	223 438	139 000	88 557	335 RESIDUAL PETROL. PRODUCTS	56 375	5 015	3 103
EXPORTS				512 ALCOHOL, PHENOL, ETC. DERIV	1 947	471	294
022 MILK AND CREAM	354	50	32	513 CARBOXYLIC ACIDS, DERIVTS	2 113	522	311
024 CHEESE AND CURD	286	118	73	514 NITROGEN-FUNCT. COMPOUNDS	203	283	169
061 SUGARS, MOLASSES, HONEY	4 945	311	204	515 ORGANIC-INORGANIC COMPNDS	1 980	955	591
112 ALCOHOLIC BEVERAGES	50 778	6 799	4 184	516 OTHER ORGANIC CHEMICALS	87	156	98
513 CARBOXYLIC ACIDS, DERIVTS	288	64	39	522 INORGANIC CHEM. ELEMENTS	1 983	288	175
514 NITROGEN-FUNCT. COMPOUNDS	250	523	334	523 METAL. SALTS, INORGAN. ACID	57 920	3 022	1 857
515 ORGANIC-INORGANIC COMPNDS	940	6 632	4 117	524 OTHER CHEMICAL COMPOUNDS	258	55	33
516 OTHER ORGANIC CHEMICALS	97	260	160	531 SYNTH. COLOURS, LAKES, ETC.	254	623	378
542 MEDICAMENTS	2	49	30	532 DYEING, TANNING MATERIALS	1 147	247	151
553 PERFUMERY, COSMETICS, ETC.	14	46	30	533 PIGMENTS, PAINTS, ETC.	367	394	236
581 PLASTIC TUBE, PIPE, HOSE	157	82	55	541 MEDICINES, ETC. EXC. GRP542	275	982	599
598 MISC. CHEMICAL PRODS. NES	2 007	121	75	542 MEDICAMENTS	565	2 388	1 475
635 WOOD MANUFACTURES, NES	7	92	60	551 ESSENTL. OIL, PERFUME, FLAVR	335	671	404
642 PAPER, PAPERBOARD, CUT ETC	431	110	66	553 PERFUMERY, COSMETICS, ETC.	71	195	116
665 GLASSWARE	666	183	108	554 SOAP, CLEANERS, POLISH, ETC	2 139	563	341
666 POTTERY	40	265	170	562 FERTILIZER, EXCEPT GRP272	210	50	31
681 SILVER, PLATINUM, ETC.	4	120	73	571 POLYMERS OF ETHYLENE	1 585	430	269
684 ALUMINIUM	19	101	64	573 POLYMERS, VINYL CHLORIDE	1 900	499	311
691 METALLIC STRUCTURES NES	33	79	50	574 POLYACETAL, POLYCARBONATE	1 987	494	310
692 CONTAINERS, STORAGE, TRNSP	479	455	287	575 OTH. PLASTIC, PRIMARY FORM	1 610	815	516
699 MANUFACTS. BASE METAL, NES	115	130	83	581 PLASTIC TUBE, PIPE, HOSE	96	173	106
713 INTRNL COMBUS PSTN ENGIN	12	73	45	582 PLASTIC PLATE, SHEETS, ETC	302	234	147
716 ROTATING ELECTRIC PLANT	25	65	42	591 INSECTICIDES, ETC.	1 484	1 892	1 170
726 PRINTNG, BOOKBINDNG MACHS	19	206	130	592 STARCHES, INULIN, ETC.	544	263	162
728 OTH. MACH, PTS, SPCL INDUST	4	45	30	597 PREPRD ADDITIVES, LIQUIDS	98	59	33
733 MACH-TOOLS, METAL-WORKING	121	106	71	598 MISC. CHEMICAL PRODS. NES	1 847	1 046	638
737 METALWORKING MACHNRY NES	17	75	50	629 ARTICLES OF RUBBER, NES	36	75	46
741 HEATING, COOLING EQUIP, PART				641 PAPER AND PAPERBOARD	1 193	457	274
742 PUMPS FOR LIQUIDS, PARTS	56	191	118	642 PAPER, PAPERBOARD, CUT ETC	714	547	329
743 PUMPS NES, CENTRIFUGS ETC	32	56	38	657 SPECIAL YARN, TXTL. FABRIC	261	297	182
744 MECHANICAL HANDLING EQUIP	174	343	229	662 CLAY, REFRACT. CONSTR. MATRL	2 591	544	330
745 OTH. NONELEC MCH, TOOL, NES	17	75	50	663 MINERAL MANUFACTURES, NES	718	417	255
751 OFFICE MACHINES	25	170	114	664 GLASS	238	92	56
759 PARTS, FOR OFFICE MACHINS	8	71	47	665 GLASSWARE	13 823	1 088	687
772 ELEC. SWITCH, RELAY, CIRCUIT	10	171	103	674 FLAT-ROLLED IRON ETC.	10 505	1 093	655
773 ELECT. DISTRIB. EQPT NES	2 548	1 198	704	675 FLAT-ROLLED PLATED IRON	24 857	3 876	2 343
775 DOM. ELEC. NON-ELEC. EQUIPT	34	414	261	676 FLAT-ROLLED, ALLOY STEEL	38	84	49
778 ELECTRIC. MACH. APPART. NES	32	281	175	677 IRON, STL. BAR, SHAPES ETC.	711	172	103
781 PASS. MOTOR VEHCLS. EX. BUS	299	783	465	678 WIRE OF IRON OR STEEL	55	113	73
784 PARTS, TRACTORS, MOTOR VEH	44	210	130	683 NICKEL	5	127	76
793 SHIP, BOAT, FLOAT, STRUCTRS	233 238	396 250	252 086	684 ALUMINIUM	565	738	443
821 FURNITURE, CUSHIONS, ETC.	18	60	36	685 LEAD	53	60	38
831 TRUNK, SUIT-CASES, BAG, ETC	13	202	122	691 METALLIC STRUCTURES NES	81	105	64
841 MENS, BOYS CLOTHNG, X-KNIT	1	50	31	692 CONTAINERS, STORAGE, TRNSP	33	84	52
884 OPTICAL GOODS NES		48	30	694 NAILS, SCREWS, NUTS, ETC.	177	72	39
885 WATCHES AND CLOCKS	16	621	393	695 TOOLS	789	1 134	698
893 ARTICLES, NES, OF PLASTICS	11	93	55	699 MANUFACTS. BASE METAL, NES	156	270	164
895 OFFICE, STATIONERY SUPPLS		89	58	713 INTRNL COMBUS PSTN ENGIN	58	404	247
897 GOLD, SILVERWARE, JEWEL NES		1 215	759	716 ROTATING ELECTRIC PLANT	336	645	382
961 COIN NONGOLD NONCURRENT		53	33	718 OTH. POWR. GENRTNG. MACHNRY	241	711	456
TURKS CAICOS				721 AGRIC. MACHINES, EX. TRACTR	777	757	494
IMPORTS				722 TRACTORS	1 329	1 075	660
112 ALCOHOLIC BEVERAGES	2 870	371	230	723 CIVIL ENGINEERING EQUIPT	1 029	1 199	730
652 COTTON FABRICS, WOVEN	165	242	161	724 TEXTILE, LEATHER MACHINES	92	551	344
653 FABRICS, MAN-MADE FIBRES	49	198	134	725 PAPER, PULP MILL MACHINES	3	76	47
654 OTH. TEXTILE FABRIC, WOVEN	84	207	138	726 PRINTNG, BOOKBINDNG MACHS	88	275	172
DOMINIC REP				727 FOOD-PROCESS. MCH. NON DOM	187	1 289	764
IMPORTS				728 OTH. MACH, PTS, SPCL INDUST	607	2 044	1 286
057 FRUIT, NUTS EXCL. OIL NUTS	57 170	6 557	4 152	731 METAL REMOVAL WORK TOOLS	47	100	59
058 FRUIT, PRESERVED, PREPARED	939	268	159	733 MACH-TOOLS, METAL-WORKING	397	2 615	1 653
059 FRUIT, VEGETABLE, JUICES	636	171	108	735 PARTS, NES, FOR MACH-TOOLS	59	699	418
071 COFFEE, COFFEE SUBSTITUTE	2 363	745	478	741 HEATING, COOLING EQUIP, PART			
098 EDIBLE PROD. PREPRTNS, NES	661	170	108	742 PUMPS FOR LIQUIDS, PARTS	11	135	82
121 TOBACCO, UNMANUFACTURED	3 076	1 168	743	743 PUMPS NES, CENTRIFUGS ETC	29	133	84
122 TOBACCO, MANUFACTURED	69	520	336	744 MECHANICAL HANDLING EQUIP	277	555	333
288 NON-FERROUS WASTE, SCRAP	1 399	473	295	745 OTH. NONELEC MCH, TOOL, NES	223	2 893	1 788
292 CRUDE VEG. MATERIALS, NES	1 121	786	480	746 TRANSMISSIONS SHAFTS ETC	17	143	86
671 PIG IRON, SPIEGELEISN, ETC	66 356	34 911	21 427	749 NON-ELECT MACH. PARTS, ETC	39	136	83
737 METALWORKING MACHNRY NES	180	966	604	751 OFFICE MACHINES	37	95	57
845 OTHR. TEXTILE APPAREL, NES	6	66	40	772 ELEC. SWITCH, RELAY, CIRCUIT	90	463	274
899 MISC MANUFCTRD GOODS NES	2	70	42	773 ELECT. DISTRIB. EQPT NES	83	63	39
EXPORTS				774 ELECTRO-MEDCL, XRAY EQUIP	1	53	32
022 MILK AND CREAM	354	50	32	778 ELECTRIC. MACH. APPART. NES	1 403	728	429
024 CHEESE AND CURD	286	118	73	781 PASS. MOTOR VEHCLS. EX. BUS	509	1 505	931
061 SUGARS, MOLASSES, HONEY	4 945	311	204	782 GOODS, SPCL TRANSPORT VEH	316	236	157
112 ALCOHOLIC BEVERAGES	50 778	6 799	4 184	783 ROAD MOTOR VEHICLES NES	168	247	146
513 CARBOXYLIC ACIDS, DERIVTS	288	64	39	784 PARTS, TRACTORS, MOTOR VEH	495	1 343	817
514 NITROGEN-FUNCT. COMPOUNDS	250	523	334	785 TRAILERS, SEMI-TRAILR, ETC	185	121	72
515 ORGANIC-INORGANIC COMPNDS	940	6 632	4 117	872 MEDICAL INSTRUMENTS NES	31	57	59
516 OTHER ORGANIC CHEMICALS	97	260	160	874 MEASURE, CONTROL INSTRMT	16	366	218
542 MEDICAMENTS	2	49	30	882 PHOTO. CINEMATOGPH. SUPPL	362	427	262
553 PERFUMERY, COSMETICS, ETC.	14	46	30	892 PRINTED MATTER	122	228	139
581 PLASTIC TUBE, PIPE, HOSE	157	82	55	893 ARTICLES, NES, OF PLASTICS	261	678	420
598 MISC. CHEMICAL PRODS. NES	2 007	121	75	894 BABY CARRIAGE, TOYS, GAMES	37	159	100
635 WOOD MANUFACTURES, NES	7	92	60	895 OFFICE, STATIONERY SUPPLS	46	156	101
642 PAPER, PAPERBOARD, CUT ETC	431	110	66				
665 GLASSWARE	666	183	108				
666 POTTERY	40	265	170				
681 SILVER, PLATINUM, ETC.	4	120	73				
684 ALUMINIUM	19	101	64				
691 METALLIC STRUCTURES NES	33	79	50				
692 CONTAINERS, STORAGE, TRNSP	479	455	287				
699 MANUFACTS. BASE METAL, NES	115	130	83				
713 INTRNL COMBUS PSTN ENGIN	12	73	45				
716 ROTATING ELECTRIC PLANT	25	65	42				
726 PRINTNG, BOOKBINDNG MACHS	19	206	130				
728 OTH. MACH, PTS, SPCL INDUST	4	45	30				
733 MACH-TOOLS, METAL-WORKING	121	106	71				
737 METALWORKING MACHNRY NES	17	75	50				
741 HEATING, COOLING EQUIP, PART							
742 PUMPS FOR LIQUIDS, PARTS	56	191	118				
743 PUMPS NES, CENTRIFUGS ETC	32	56	38				
744 MECHANICAL HANDLING EQUIP	174	343	229				
745 OTH. NONELEC MCH, TOOL, NES	17	75	50				
751 OFFICE MACHINES	25	170	114				
759 PARTS, FOR OFFICE MACHINS	8	71	47				
772 ELEC. SWITCH, RELAY, CIRCUIT	10	171	103				
773 ELECT. DISTRIB. EQPT NES	2 548	1 198	704				
775 DOM. ELEC. NON-ELEC. EQUIPT	34	414	261				
778 ELECTRIC. MACH. APPART. NES	32	281	175				
781 PASS. MOTOR VEHCLS. EX. BUS	299	783	465				
784 PARTS, TRACTORS, MOTOR VEH	44	210	130				
793 SHIP, BOAT, FLOAT, STRUCTRS	233 238	396 250	252 086				
821 FURNITURE, CUSHIONS, ETC.	18	60	36				
831 TRUNK, SUIT-CASES, BAG, ETC	13	202	122				
841 MENS, BOYS CLOTHNG, X-KNIT	1	50	31				
884 OPTICAL GOODS NES		48	30				
885 WATCHES AND CLOCKS	16	621	393				
893 ARTICLES, NES, OF PLASTICS	11	93	55				
895 OFFICE, STATIONERY SUPPLS		89	58				
897 GOLD, SILVERWARE, JEWEL NES		1 215	759				
961 COIN NONGOLD NONCURRENT		53	33				

7 IMPORTS AND EXPORTS (SPECIAL TRADE) BY COUNTRIES OF PRODUCTION AND CONSUMPTION AND BY GROUPS OF THE SITC-REV. III 1990

GROUP DESCRIPTION	DT = 100 KG	1 000 DM	1 000 \$	GROUP DESCRIPTION	DT = 100 KG	1 000 DM	1 000 \$
897 GOLD, SILVERWARE, JEWEL NES	1	126	75	899 MISC MANUFCTRD GOODS NES	255	249	161
899 MISC MANUFCTRD GOODS NES	32	78	48	ANTIGUA			
AM VIRGIN IS				IMPORTS	504	154	93
IMPORTS		48	31	057 FRUIT, NUTS EXCL. OIL NUTS	502	120	72
EXPORTS	6 483	3 524	2 177	EXPORTS	20 741	10 240	6 123
023 BUTTER, OTHER FAT OF MILK	610	191	114	022 MILK AND CREAM	4 037	352	215
061 SUGARS, MOLASSES, HONEY	1 290	79	46	059 FRUIT, VEGETABLE JUICES	1 046	131	77
112 ALCOHOLIC BEVERAGES	3 821	603	373	061 SUGARS, MOLASSES, HONEY	1 485	85	53
665 GLASSWARE	205	249	149	112 ALCOHOLIC BEVERAGES	482	78	51
666 POTTERY	76	474	294	635 WOOD MANUFACTURES, NES	22	82	52
696 CUTLERY	4	56	34	641 PAPER AND PAPERBOARD	389	76	50
716 ROTATING ELECTRIC PLANT	29	50	30	664 GLASS	402	76	51
728 OTH. MACH. PTS, SPCL INDUST	130	157	105	666 POTTERY	15	60	37
831 TRUNK, SUIT-CASES, BAG, ETC	9	370	236	713 INTRNL COMBUS PSTN ENGIN	70	131	77
885 WATCHES AND CLOCKS	8	137	85	744 MECHANICAL HANDLING EQUIP	7	59	36
897 GOLD, SILVERWARE, JEWEL NES		932	577	781 PASS. MOTOR VEHCLS. EX. BUS	41	64	42
GUADELOUPE				793 SHIP, BOAT, FLDAT. STRUCTRS	10 677	7 900	4 677
IMPORTS	8 047	1 408	891	897 GOLD, SILVERWARE, JEWEL NES		83	51
057 FRUIT, NUTS EXCL. OIL NUTS	4 077	316	197	DOMINICA			
112 ALCOHOLIC BEVERAGES	3 714	578	375	IMPORTS	267	91	56
781 PASS. MOTOR VEHCLS. EX. BUS	112	196	121	EXPORTS	12 688	4 829	2 970
792 AIRCRAFT, ASSOCTD. EQUIPNT	4	226	140	048 CEREAL PREPARATIONS	1 680	118	78
EXPORTS	83 471	62 465	38 794	061 SUGARS, MOLASSES, HONEY	8 473	621	388
062 SUGAR CONFECTIONERY	78	60	36	553 PERFUMERY, COSMETICS, ETC.	50	380	229
098 EDIBLE PROD. PREPRTNS, NES	157	188	116	591 INSECTICIDES, ETC.	48	92	58
111 NON-ALCOHOL. BEVERAGE, NES	11 308	1 650	1 010	691 METALLIC STRUCTURES NES	280	1 004	612
112 ALCOHOLIC BEVERAGES	792	110	71	716 ROTATING ELECTRIC PLANT	514	670	405
122 TOBACCO, MANUFACTURED	418	998	622	718 OTH. POWR. GENRTNG. MACHNRY	18	319	215
278 OTHER CRUDE MINERALS	6 513	146	91	728 OTH. MACH. PTS, SPCL INDUST	44	378	231
292 CRUDE VEG. MATERIALS, NES	10	44	30	744 MECHANICAL HANDLING EQUIP	65	50	30
533 PIGMENTS, PAINTS, ETC.	555	446	274	745 OTH. NONELEC MCH. TOOL, NES	51	232	139
553 PERFUMERY, COSMETICS, ETC.	80	85	55	771 ELECT POWER MACHNRY. PARTS	19	57	33
554 SOAP, CLEANERS, POLISH, ETC.	199	78	52	778 ELECTRIC MACH. APPART. NES	36	51	31
582 PLASTIC PLATE, SHEETS, ETC	87	95	57	781 PASS. MOTOR VEHCLS. EX. BUS	187	226	134
591 INSECTICIDES, ETC.	48	92	57	BRIT VIRG IS			
598 MISC. CHEMICAL PRODS. NES	122	50	33	IMPORTS	72	156	98
625 RUBBER TYRES, TUBES, ETC.	2 906	2 324	1 433	112 ALCOHOLIC BEVERAGES	72	67	40
629 ARTICLES OF RUBBER, NES	333	151	88	896 WORKS OF ART, ANTIQUE ETC		89	58
634 VENEERS, PLYWOOD, ETC.	676	79	50	EXPORTS	1 848	619	381
641 PAPER AND PAPERBOARD	573	221	134	022 MILK AND CREAM	338	52	30
642 PAPER, PAPERBOARD, CUT ETC	2 276	1 112	695	061 SUGARS, MOLASSES, HONEY	1 265	87	55
651 TEXTILE YARN	30	66	40	591 INSECTICIDES, ETC.	17	74	49
653 FABRICS, MAN-MADE FIBRES	47	122	75	747 TAPS, COCKS, VALVES, ETC.	20	54	34
657 SPECIAL YARN, TXTL. FABRIC	202	93	60	748 TRANSMISSIONS SHAFTS ETC	45	111	67
662 CLAY, REFRCT. CONSTR. MATRL	5 202	769	484	895 OFFICE, STATIONERY SUPPLS	13	78	47
663 MINERAL MANUFACTURES, NES	90	182	111	MARTINIQUE			
665 GLASSWARE	69	91	57	IMPORTS	58 084	36 322	22 705
679 TUBES, PIPES, ETC. IRON, STL	25 453	2 332	1 491	057 FRUIT, NUTS EXCL. OIL NUTS	7 282	689	436
684 ALUMINIUM	567	678	415	112 ALCOHOLIC BEVERAGES	50 764	34 958	21 837
691 METALLIC STRUCTURES NES	1 560	553	332	728 OTH. MACH. PTS, SPCL INDUST	1	61	36
694 NAILS, SCREWS, NUTS, ETC.	259	183	113	792 AIRCRAFT, ASSOCTD. EQUIPNT	3	510	323
695 TOOLS	148	220	133	EXPORTS	66 905	67 686	41 851
696 CUTLERY	3	68	38	016 MEAT, ED. OFFL. DRY, SLT, SMK	436	157	106
697 HOUSEHOLD EQUIPMENT, NES	314	177	117	022 MILK AND CREAM	718	162	100
699 MANUFACT. BASE METAL, NES	157	137	81	062 SUGAR CONFECTIONERY	96	71	43
713 INTRNL COMBUS PSTN ENGIN	175	1 204	778	098 EDIBLE PROD. PREPRTNS, NES	411	305	185
714 ENGINES, MOTORS NON-ELECT	51	176	107	111 NON-ALCOHOL. BEVERAGE, NES	3 875	553	344
716 ROTATING ELECTRIC PLANT	438	250	161	122 TOBACCO, MANUFACTURED	233	577	353
721 AGRIC. MACHINES, EX. TRACTR	152	207	122	278 OTHER CRUDE MINERALS	17 062	593	366
722 TRACTORS	372	493	299	322 BRIQUETTES, LIGNITE, PEAT	2 857	100	63
723 CIVIL ENGINEERING EQUIPT	65	187	112	533 PIGMENTS, PAINTS, ETC.	556	601	365
728 OTH. MACH. PTS, SPCL INDUST				582 PLASTIC PLATE, SHEETS, ETC	100	65	42
741 HEATING, COOLING EQUIP. PART				591 INSECTICIDES, ETC.	133	263	160
743 PUMPS NES, CENTRIFUGS ETC	101	417	249	597 PREPRD ADDITIVES, LIQUIDS	187	83	51
745 OTH. NONELEC MCH. TOOL, NES	153	629	392	625 RUBBER TYRES, TUBES, ETC.	3 388	2 215	1 376
747 TAPS, COCKS, VALVES, ETC.	18	119	76	629 ARTICLES OF RUBBER, NES	14	99	53
748 TRANSMISSIONS SHAFTS ETC	32	149	93	641 PAPER AND PAPERBOARD	129	53	33
749 NON-ELECT MACH. PARTS, ETC	32	139	84	642 PAPER, PAPERBOARD, CUT ETC	2 262	699	433
751 OFFICE MACHINES	27	91	55	652 COTTON FABRICS, WOVEN	126	142	89
761 TELEVISION RECEIVERS ETC	145	527	326	653 FABRICS, MAN-MADE FIBRES	80	259	163
762 RADIO-BROADCAST RECEIVER	14	70	41	662 CLAY, REFRCT. CONSTR. MATRL	2 401	315	196
764 TELECOMM. EQUIP. PARTS NES	9	54	31	663 MINERAL MANUFACTURES, NES	103	118	68
772 ELEC. SWITCH. RELAY, CIRCUIT	3	83	45	665 GLASSWARE	44	65	37
774 ELECTRO-MEDCL. XRAY EQUIP	3	131	80	684 ALUMINIUM	774	1 104	705
775 DOM. ELEC. NON-ELEC. EQUIPT	263	473	284	691 METALLIC STRUCTURES NES	3 610	767	471
778 ELECTRIC MACH. APPART. NES	260	927	569	692 CONTAINERS, STORAGE, TRNSP	981	239	151
781 PASS. MOTOR VEHCLS. EX. BUS	8 683	19 275	11 976	694 NAILS, SCREWS, NUTS, ETC.	128	63	37
782 GOODS, SPCL TRANSPORT VEH	4 160	6 504	4 022	695 TOOLS	90	253	149
783 ROAD MOTOR VEHICLES NES	693	1 391	851	697 HOUSEHOLD EQUIPMENT, NES	457	230	147
784 PARTS, TRACTORS, MOTOR VEH	1 711	5 004	3 074	699 MANUFACT. BASE METAL, NES	306	307	180
792 AIRCRAFT, ASSOCTD. EQUIPNT	34	6 265	3 995				
813 LIGHTING FIXTURES ETC. NES	32	69	42				
821 FURNITURE, CUSHIONS, ETC.	538	570	356				
831 TRUNK, SUIT-CASES, BAG, ETC	24	111	70				
874 MEASURE, CONTROL INSTRMNT	3	161	93				
882 PHOTO. CINEMATOGPH. SUPPL	38	100	61				
892 PRINTED MATTER	44	147	92				
893 ARTICLES, NES, OF PLASTICS	775	287	176				
895 OFFICE, STATIONERY SUPPLS	89	345	207				
897 GOLD, SILVERWARE, JEWEL NES		216	131				

7 IMPORTS AND EXPORTS (SPECIAL TRADE) BY COUNTRIES OF PRODUCTION AND CONSUMPTION AND BY GROUPS OF THE SITC-REV. III 1990

GROUP DESCRIPTION	DT = 100 KG	1 000 DM	1 000 \$	GROUP DESCRIPTION	DT = 100 KG	1 000 DM	1 000 \$
713 INTRNL COMBUS PSTN ENGIN	30	191	119	591 INSECTICIDES, ETC.	129	128	78
714 ENGINES, MOTORS NON-ELECT	7	2 139	1 287	592 STARCHES, INULIN, ETC.	702	234	143
716 ROTATING ELECTRIC PLANT	1	52	35	597 PREPRD ADDITIVES, LIQUIDS	411	82	51
721 AGRIC. MACHINES, EX. TRACTR	234	195	121	598 MISC. CHEMICAL PRODDTS, NES	858	429	265
722 TRACTORS	318	419	260	641 PAPER AND PAPERBOARD	2 551	682	424
723 CIVIL ENGINEERING EQUIPT	651	670	409	642 PAPER, PAPERBOARD, CUT ETC	117	112	67
724 TEXTILE, LEATHER MACHINES	79	120	73	657 SPECIAL YARN, TXTL, FABRIC	485	297	194
726 PRINTNG, BOOKBINDNG MACHS	62	307	183	662 CLAY, REFRCT. CONSTR. MATRL	2 626	300	185
727 FOOD-PROCESS. MCH. NON DOM	10	51	31	683 MINERAL MANUFACTURES, NES	349	169	105
728 OTH. MACH. PTS, SPCL INDUST	75	190	120	684 GLASS	698	94	59
741 HEATNG, COOLNG EQUIP, PART	*	*	*	685 GLASSWARE	36	64	41
742 PUMPS FOR LIQUIDS, PARTS	11	145	92	686 POTTERY	30	97	62
743 PUMPS NES, CENTRIFUGS ETC	150	725	435	673 FLAT-ROLLED IRON ETC.	8 695	690	423
744 MECHANICAL HANDLING EQUIP	46	114	70	677 RAILWAY TRACK IRON, STEEL	435	124	79
745 OTH. NONELEC MCH, TOOL, NES	101	487	286	683 NICKEL	51	143	87
747 TAPS, COCKS, VALVES, ETC.	28	151	89	684 ALUMINIUM	750	646	408
749 NON-ELECT MACH. PARTS, ETC	17	110	66	692 CONTAINERS, STORAGE, TRNSP	292	485	292
751 OFFICE MACHINES	58	226	140	693 WIRE PRODUCTS EXCL. ELECT	239	88	55
761 TELEVISION RECEIVERS ETC	174	711	450	694 NAILS, SCREWS, NUTS, ETC.	278	209	125
762 RADIO-BROADCAST RECEIVER	26	71	45	695 TOOLS	314	481	301
764 TELECOMM. EQUIP. PARTS NES	20	156	96	697 HOUSEHOLD EQUIPMENT, NES	57	74	48
771 ELECT POWER MACHNY, PARTS	615	1 351	904	699 MANUFACTS. BASE METAL, NES	161	379	230
772 ELEC. SWITCH, RELAY, CIRCUIT	*	55	30	712 STEAM TURBINES	12	505	322
775 DOM. ELEC. NON-ELEC. EQUIPT	229	359	224	713 INTRNL COMBUS PSTN ENGIN	25	215	130
778 ELECTRIC. MACH. APPART. NES	855	1 091	685	716 ROTATING ELECTRIC PLANT	12	75	46
781 PASS. MOTOR VEHCLS. EX. BUS	11 170	23 573	14 709	723 CIVIL ENGINEERING EQUIPT	2 010	3 055	1 808
782 GOODS, SPCL TRANSPORT VEH	4 136	6 247	3 883	724 TEXTILE, LEATHER MACHINES	22	136	84
783 ROAD MOTOR VEHICLES NES	489	761	465	725 PAPER, PULP, MILL MACHINES	630	1 915	1 171
784 PARTS, TRACTORS, MOTOR VEH	1 791	5 716	3 549	726 PRINTNG, BOOKBINDNG MACHS	37	292	186
792 AIRCRAFT, ASSOCTD. EQUIPNT	38	7 334	4 357	727 FOOD-PROCESS. MCH. NON DOM	230	2 800	1 661
793 SHIP, BOAT, FLOAT. STRUCTRS	1 050	147	90	728 OTH. MACH. PTS, SPCL INDUST	107	791	500
821 FURNITURE, CUSHIONS, ETC.	357	220	137	735 PARTS, NES, FOR MACH-TOOLS	9	180	113
872 MEDICAL INSTRUMENTS NES	18	172	106	737 METALWORKING MACHNRY NES	15	63	40
874 MEASURE, CONTROL INSTRMNT	9	203	127	741 HEATNG, COOLNG EQUIP, PART	*	*	*
881 PHOTOGRAPH APPAR. ETC. NES	9	120	73	742 PUMPS FOR LIQUIDS, PARTS	13	118	72
892 PRINTED MATTER	100	210	131	743 PUMPS NES, CENTRIFUGS ETC	310	770	483
893 ARTICLES, NES, OF PLASTICS	544	383	233	744 MECHANICAL HANDLING EQUIP	155	693	428
894 BABY CARRIAGE, TOYS, GAMES	75	205	130	745 OTH. NONELEC MCH, TOOL, NES	105	643	400
895 OFFICE, STATIONERY SUPPLS	41	137	85	747 TAPS, COCKS, VALVES, ETC.	9	67	44
897 GOLD, SILVERWARE, JEWEL NES	*	102	61	749 NON-ELECT MACH. PARTS, ETC	41	216	133
899 MISC MANUFCTRD GOODS NES	283	311	203	751 OFFICE MACHINES	69	455	275
CAYMAN IS				752 AUTOMATC. DATA PROC. EQUIP	5	131	79
IMPORTS	592	215	135	759 PARTS, FOR OFFICE MACHINS	2	102	63
781 PASS. MOTOR VEHCLS. EX. BUS	51	100	60	764 TELECOMM. EQUIP. PARTS NES	74	74	47
EXPORTS	3 441	1 739	1 090	772 ELEC. SWITCH, RELAY, CIRCUIT	73	1 334	786
061 SUGARS, MOLASSES, HONEY	860	59	39	774 ELECTRO-MEDCL, XRAY EQUIP	19	76	47
112 ALCOHOLIC BEVERAGES	1 201	196	120	778 ELECTRIC. MACH. APPART. NES	12	207	130
666 POTTERY	18	88	54	781 PASS. MOTOR VEHCLS. EX. BUS	1 952	7 661	4 807
674 FLAT-ROLLED PLATED IRON	1 081	52	30	784 PARTS, TRACTORS, MOTOR VEH	449	1 518	946
726 PRINTNG, BOOKBINDNG MACHS	31	242	159	785 CYCLES, MOTORCYCLES ETC.	130	139	86
781 PASS. MOTOR VEHCLS. EX. BUS	31	170	102	786 TRAILERS, SEMI-TRAILR, ETC	115	59	35
897 GOLD, SILVERWARE, JEWEL NES	*	663	417	792 AIRCRAFT, ASSOCTD. EQUIPNT	18	5 034	3 008
JAMAICA				821 FURNITURE, CUSHIONS, ETC.	70	222	136
IMPORTS	1 365 853	88 597	54 264	842 WOMEN, GIRL CLOTHNG, XKNIT	94	94	52
057 FRUIT, NUTS EXCL. OIL NUTS	1 480	251	151	851 FOOTWEAR	13	76	46
059 FRUIT, VEGETABLE JUICES	927	284	177	871 OPTICAL INSTRUMENTS, NES	5	178	108
075 SPICES	2 805	1 168	724	872 MEDICAL INSTRUMENTS NES	31	240	152
112 ALCOHOLIC BEVERAGES	29 820	8 219	5 100	874 MEASURE, CONTROL INSTRMNT	19	844	519
122 TOBACCO, MANUFACTURED	8	71	46	882 PHOTO. CINEMATOGPH. SUPPL	46	145	88
285 ALUMINIUM ORE, CONCTR. ETC	1 324 545	74 106	45 239	893 ARTICLES, NES, OF PLASTICS	144	195	121
288 NON-FERROUS WASTE, SCRAP	269	101	59	894 BABY CARRIAGE, TOYS, GAMES	48	99	58
292 CRUDE VEG. MATERIALS, NES	501	262	163	897 GOLD, SILVERWARE, JEWEL NES	1 116	725	725
671 PIG IRON, SPIEGELEISN, ETC	3 163	127	86	ST LUCIA			
845 OTHR. TEXTILE APPAREL, NES	769	3 481	2 200	IMPORTS	706	1 154	710
882 PHOTO. CINEMATOGPH. SUPPL	39	246	145	831 TRUNK, SUIT-CASES, BAG, ETC	268	407	249
EXPORTS	61 733	46 889	28 902	893 ARTICLES, NES, OF PLASTICS	187	667	413
011 BOVINE MEAT	80	122	82	EXPORTS	6 285	5 366	3 326
012 OTHER MEAT, MEAT OFFAL	69	63	43	022 MILK AND CREAM	617	120	72
023 BUTTER, OTHER FAT OF MILK	2 000	636	405	112 ALCOHOLIC BEVERAGES	620	106	64
061 SUGARS, MOLASSES, HONEY	9 694	570	344	591 INSECTICIDES, ETC.	153	292	183
081 ANIMAL FEED STUFF	1 596	237	145	657 SPECIAL YARN, TXTL, FABRIC	412	1 075	658
112 ALCOHOLIC BEVERAGES	1 917	686	451	692 CONTAINERS, STORAGE, TRNSP	130	127	75
335 RESIDUAL PETROL. PRODUCTS	2 663	302	188	695 TOOLS	87	123	78
421 FIXED VEG. FAT, OILS, SOFT	1 804	197	121	697 HOUSEHOLD EQUIPMENT, NES	31	60	35
431 ANIMAL, VEG. FATS, OILS, NES	390	92	54	699 MANUFACTS. BASE METAL, NES	105	82	52
512 ALCOHOL, PHENOL, ETC. DERIV	100	152	93	727 FOOD-PROCESS. MCH. NON DOM	70	367	245
514 NITROGEN-FUNCT. COMPOUNDS	211	112	72	742 PUMPS FOR LIQUIDS, PARTS	25	55	35
522 INORGANIC CHEM. ELEMENTS	1 545	432	264	743 PUMPS NES, CENTRIFUGS ETC	10	54	35
523 METAL. SALTS, INORGAN. ACID	2 588	87	55	745 OTH. NONELEC MCH, TOOL, NES	12	131	79
524 OTHER CHEMICAL COMPOUNDS	1 975	130	78	747 TAPS, COCKS, VALVES, ETC.	20	66	38
531 SYNTH. COLOURS, LAKES, ETC.	114	299	184	778 ELECTRIC. MACH. APPART. NES	25	58	32
532 DYEING, TANNING MATERIALS	910	152	97	781 PASS. MOTOR VEHCLS. EX. BUS	322	1 429	884
533 PIGMENTS, PAINTS, ETC.	256	208	128	874 MEASURE, CONTROL INSTRMNT	8	93	60
541 MEDICINES, ETC. EXC. GRP542	39	202	121	893 ARTICLES, NES, OF PLASTICS	124	94	58
542 MEDICAMENTS	34	464	285	ST VINCENT			
551 ESSNTL. OIL, PERFUME, FLAVR	32	116	71	IMPORTS	99 215	4 368	2 619
554 SDAP, CLEANERS, POLISH, ETC	512	135	86	057 FRUIT, NUTS EXCL. OIL NUTS	3 607	275	175
575 OTH. PLASTIC, PRIMARY FORM	620	229	140	793 SHIP, BOAT, FLOAT. STRUCTRS	95 574	4 031	2 406
582 PLASTIC PLATE, SHEETS, ETC	38	54	32	EXPORTS	20 129	4 527	2 758

7 IMPORTS AND EXPORTS (SPECIAL TRADE) BY COUNTRIES OF PRODUCTION AND CONSUMPTION AND BY GROUPS OF THE SITC-REV. III 1990

GROUP DESCRIPTION	DT = 100 KG	1 000 DM	1 000 \$	GROUP DESCRIPTION	DT = 100 KG	1 000 DM	1 000 \$
061 SUGARS,MOLASSES,HONEY	15 045	1 057	664	899 MISC MANUFCTRD GOODS NES	105	46	30
581 PLASTIC TUBE,PIPE,HOSE	129	103	61				
591 INSECTICIDES, ETC.	56	110	65	TRINIDAD TOB			
642 PAPER,PAPERBOARD,CUT ETC	371	180	110				
665 GLASSWARE	573	83	52	IMPORTS	522 620	30 459	19 067
676 IRON,STL.BAR,SHAPES ETC.	934	509	300	034 FISH,FRESH,CHILLED,FROZN	1 952	1 191	755
679 TUBES,PIPES,ETC. IRON,STL	117	71	44	071 COFFEE,COFFEE SUBSTITUTE	879	225	149
684 ALUMINIUM	95	62	83	072 COCOA	349	167	108
691 METALLIC STRUCTURES NES	144	140	221	112 ALCOHOLIC BEVERAGES	221	127	83
692 CONTAINERS,STORAGE,TRNSP	311	371	46	278 OTHER CRUDE MINERALS	95 892	3 924	2 439
695 TOOLS	38	79	37	562 FERTILIZER,EXCEPT GRP272	11 886	306	184
699 MANUFACTS.BASE METAL,NES	169	152	90	657 SPECIAL YARN,TXTL.FABRIC	29	93	61
711 STEAM GENER. BOILERS,ETC.	20	51	142	676 IRON,STL.BAR,SHAPES ETC.	411 057	24 050	15 056
727 FOOD-PROCESS.MCH.NON DOM	124	234	49	682 COPPER	170	62	41
747 TAPS,COCKS,VALVES,ETC.	17	79	39	899 MISC MANUFCTRD GOODS NES	1	51	31
821 FURNITURE,CUSHIONS,ETC.	78	65	77	EXPORTS	105 117	38 505	23 688
874 MEASURE,CONTROL INSTRMNT	6	76	78				
892 PRINTED MATTER	31	122		024 CHEESE AND CURD	8 367	2 373	1 471
893 ARTICLES,NES,OF PLASTICS	163	132		054 VEGETABLES	73	105	63
				056 VEGETABLES,PRPD,PRSD,NES	426	156	98
BARBADOS				059 FRUIT, VEGETABLE JUICES	359	68	40
IMPORTS	4 503	2 504	1 589	091 MARGARINE AND SHORTENING	1 400	449	277
112 ALCOHOLIC BEVERAGES	3 715	767	491	098 EDIBLE PROD.PREPRTNS,NES	142	113	70
292 CRUDE VEG.MATERIALS, NES	78	72	44	112 ALCOHOLIC BEVERAGES	672	299	186
695 TOOLS	200	370	237	335 RESIDUAL PETROL.PRODUCTS	827	99	58
726 PRINTNG.BOOKBINDNG MACHS	114	334	210	421 FIXED VEG.FAT,OILS, SOFT	1 056	160	100
771 ELECT POWER MACHNY,PARTS	5	300	201	431 ANIMAL, VEG.FATS, OILS,NES	430	91	55
778 ELECTRIC.MACH. APPART.NES		153	97	511 HYDROCARBONS,NES,DERIVTS	210	96	59
846 CLOTHING ACCESSRS,FABRIC	62	248	148	513 CARBOXYLIC ACIDS,DERIVTS	145	85	54
				514 NITROGEN-FUNCT.COMPOUNDS	275	82	51
EXPORTS	23 260	23 622	14 651	522 INORGANIC CHEM.ELEMENTS	222	83	49
024 CHEESE AND CURD	1 467	509	318	523 METAL. SALTS,INORGAN.ACID	3 405	182	116
098 EDIBLE PROD.PREPRTNS,NES	169	375	239	531 SYNTH.COLOURS,LAKES,ETC.	73	247	155
112 ALCOHOLIC BEVERAGES	365	160	102	533 PIGMENTS, PAINTS, ETC.	209	247	160
334 PETROLEUM PRODUCTS	387	49	31	541 MEDICINES,ETC.EXC.GRP542	93	253	151
431 ANIMAL,VEG.FATS,OILS,NES	354	79	47	542 MEDICAMENTS	859	1 000	618
513 CARBOXYLIC ACIDS,DERIVTS	36	323	200	551 ESSNTL.OIL,PERFUME,FLAVR	28	151	92
514 NITROGEN-FUNCT.COMPOUNDS	46	421	270	553 PERFUMERY,COSMETICS,ETC.	305	220	141
533 PIGMENTS, PAINTS, ETC.	731	946	554	554 SOAP,CLEANERS,POLISH,ETC	165	85	54
541 MEDICINES,ETC.EXC.GRP542	27	95	591	572 POLYMERS OF STYRENE	549	135	81
542 MEDICAMENTS	183	461	60	575 OTH.PLASTIC,PRIMARY FORM	216	92	57
551 ESSNTL.OIL,PERFUME,FLAVR	23	97	282	582 PLASTIC PLATE,SHEETS,ETC	740	1 060	660
553 PERFUMERY,COSMETICS,ETC.	42	63	62	583 MONOFILAMENT OF PLASTICS	64	73	44
554 SOAP,CLEANERS,POLISH,ETC	52	61	38	591 INSECTICIDES, ETC.	722	928	578
571 POLYMERS OF ETHYLENE	1 350	314	193	592 STARCHES,INULIN,ETC.	109	56	36
575 OTH.PLASTIC,PRIMARY FORM	409	135	84	598 MISC.CHEMICAL PRODTS,NES	852	358	224
581 PLASTIC TUBE,PIPE,HOSE	66	77	84	629 ARTICLES OF RUBBER, NES	27	155	95
582 PLASTIC PLATE,SHEETS,ETC	167	114	46	641 PAPER AND PAPERBOARD	1 013	414	257
591 INSECTICIDES, ETC.	249	499	67	642 PAPER,PAPERBOARD,CUT ETC	256	203	123
592 STARCHES,INULIN,ETC.	241	146	308	651 TEXTILE YARN	43	141	85
598 MISC.CHEMICAL PRODTS,NES	64	84	88	653 FABRICS,MAN-MADE FIBRES	21	86	55
641 PAPER AND PAPERBOARD	2 917	631	52	657 SPECIAL YARN,TXTL.FABRIC	434	341	209
642 PAPER,PAPERBOARD,CUT ETC	107	192	120	661 LIME,CEMENT,CONSTR.MATRL	44 905	812	512
651 TEXTILE YARN	36	147	89	662 CLAY,REFRCT.CONSTR.MATRL	8 598	1 018	627
657 SPECIAL YARN,TXTL.FABRIC	79	70	43	663 MINERAL MANUFACTURES,NES	4 175	753	463
662 CLAY,REFRCT.CONSTR.MATRL	4 182	611	380	664 GLASS	4 270	389	242
663 MINERAL MANUFACTURES,NES	53	106	68	665 GLASSWARE	53	80	51
664 GLASS	1 384	239	147	673 FLAT-ROLLED IRON ETC.	2 711	191	127
665 GLASSWARE	122	134	84	674 FLAT-ROLLED PLATED IRON	1 220	126	81
666 POTTERY	69	272	169	679 TUBES,PIPES,ETC. IRON,STL	3 397	665	422
678 WIRE OF IRON OR STEEL	60	48	32	684 ALUMINIUM	53	80	51
682 COPPER	85	59	38	693 WIRE PRODUCTS EXCL.ELECT	120	104	63
692 CONTAINERS,STORAGE,TRNSP	201	150	89	695 TOOLS	133	413	253
694 NAILS,SCREWS,NUTS,ETC.	298	161	96	696 CUTLERY	11	53	32
695 TOOLS	68	105	59	697 HOUSEHOLD EQUIPMENT,NES	71	85	55
697 HOUSEHOLD EQUIPMENT,NES	65	64	42	699 MANUFACTS.BASE METAL,NES	213	336	209
699 MANUFACTS.BASE METAL,NES	427	304	184	712 STEAM TURBINES	84	57	35
713 INTRNL COMBUS PSTN ENGIN	44	327	202	713 INTRNL COMBUS PSTN ENGIN	71	734	444
722 TRACTORS	455	422	266	716 ROTATING ELECTRIC PLANT	32	143	88
723 CIVIL ENGINEERING EQUIPT	41	90	58	718 OTH.POWR.GENRTNG.MACHNRY	16	92	56
725 PAPER,PULP MILL MACHINES	83	292	181	724 TEXTILE,LEATHER MACHINES	765	3 065	1 813
726 PRINTNG.BOOKBINDNG MACHS	238	1 663	1 016	725 PAPER,PULP MILL MACHINES	1 119	3 204	1 910
727 FOOD-PROCESS.MCH.NON DOM	15	217	145	726 PRINTNG.BOOKBINDNG MACHS	126	587	357
728 OTH.MACH.PTS,SPCL INDUST	71	177	112	727 FOOD-PROCESS.MCH.NON DOM	170	649	397
735 PARTS,NES,FOR MACH-TOOLS	2	50	30	728 OTH.MACH.PTS,SPCL INDUST	472	1 611	1 015
741 HEATNG.COOLNG EQUIP,PART				735 PARTS,NES,FOR MACH-TOOLS	5	161	104
744 MECHANICAL HANDLNG EQUIP	181	386	229	737 METALWORKING MACHNRY NES	308	1 151	704
745 OTH.NONELEC MCH,TOOL,NES	32	166	98	741 HEATNG.COOLNG EQUIP,PART			
747 TAPS,COCKS,VALVES,ETC.	24	83	53	742 PUMPS FOR LIQUIDS,PARTS	47	389	239
748 TRANSMISSIONS SHAFTS ETC	15	61	34	743 PUMPS NES,CENTRIFUGS ETC	66	319	199
749 NON-ELECT MACH.PARTS,ETC	17	60	36	744 MECHANICAL HANDLNG EQUIP	127	543	331
751 OFFICE MACHINES	63	313	197	745 OTH.NONELEC MCH,TOOL,NES	71	542	336
752 AUTOMATC.DATA PROC.EQUIP	7	208	136	746 BALL OR ROLLER BEARINGS	35	213	130
771 ELECT POWER MACHNY,PARTS	1	56	34	747 TAPS,COCKS,VALVES,ETC.	66	293	179
781 PASS.MOTOR VEHCLS.EX.BUS	1 805	6 460	4 036	748 TRANSMISSIONS SHAFTS ETC	80	461	281
782 GOODS,SPCL TRANSPORT VEH	34	54	34	749 NON-ELECT MACH.PARTS,ETC	101	525	322
784 PARTS,TRACTORS,MOTOR VEH	205	988	601	751 OFFICE MACHINES	163	1 051	674
785 CYCLES,MOTORCYCLES ETC.	62	60	38	752 AUTOMATC.DATA PROC.EQUIP	3	109	70
851 FOOTWEAR	29	52	36	759 PARTS,FOR OFFICE MACHINS	4	81	50
872 MEDICAL INSTRUMENTS NES	107	226	139	771 ELECT POWER MACHNY,PARTS	164	154	98
874 MEASURE,CONTROL INSTRMNT	3	104	67	772 ELEC.SWITCH.RELAY.CIRCUT	9	193	122
882 PHOTO.CINEMATOGPH.SUPPL	218	461	285	773 ELECTR.DISTRIB.EQPT NES	41	62	39
885 MATCHES AND CLOCKS	11	171	104	778 ELECTRIC.MACH. APPART.NES	1 270	657	404
893 ARTICLES,NES,OF PLASTICS	109	188	115	781 PASS.MOTOR VEHCLS.EX.BUS	504	2 346	1 436
897 GOLD,SILVERWARE,JEWEL NES		477	297	784 PARTS,TRACTORS,MOTOR VEH	40	188	116
898 MUSICAL INSTRUMENTS,ETC.	22	103	65	813 LIGHTNG FIXTURES ETC.NES	32	77	47
				851 FOOTWEAR	59	65	38

7 IMPORTS AND EXPORTS (SPECIAL TRADE) BY COUNTRIES OF PRODUCTION AND CONSUMPTION AND BY GROUPS OF THE SITC-REV. III 1990

GROUP DESCRIPTION	DT = 100 KG	1 000 DM	1 000 \$	GROUP DESCRIPTION	DT = 100 KG	1 000 DM	1 000 \$
874 MEASURE, CONTROL INSTRMNT	18	426	269	629 ARTICLES OF RUBBER, NES	11	64	40
882 PHOTO. CINEMATOGRPH. SUPPL	71	170	110	634 VENEERS, PLYWOOD, ETC.	146	57	37
884 OPTICAL GOODS NES		95	59	635 WOOD MANUFACTURES, NES	241	211	130
893 ARTICLES, NES, OF PLASTICS	235	325	200	641 PAPER AND PAPERBOARD	2 978	660	412
895 OFFICE, STATIONERY SUPPLS	99	262	157	642 PAPER, PAPERBOARD, CUT ETC	367	263	160
897 GOLD, SILVERWARE, JEWEL NES		154	103	657 SPECIAL YARN, TXTL. FABRIC	96	74	46
899 MISC MANUFCTRD GOODS NES	19	66	36	662 CLAY, REFRCT. CONSTR. MATRL	1 543	122	73
				663 MINERAL MANUFACTURES, NES	60	56	33
GRENADA				664 GLASS	2 622	294	181
IMPORTS	3 501	2 964	1 823	665 GLASSWARE	337	266	167
075 SPICES	2 978	2 818	1 729	666 POTTERY	92	352	224
288 NON-FERROUS WASTE, SCRAP	217	90	60	673 FLAT-ROLLED IRON ETC.	3 908	311	187
EXPORTS	1 978	970	605	679 TUBES, PIPES, ETC. IRON, STL	8 603	1 315	811
591 INSECTICIDES, ETC.	35	70	41	684 ALUMINIUM	42	55	36
597 HOUSEHOLD EQUIPMENT, NES	61	76	44	691 METALLIC STRUCTURES NES	187	109	66
893 ARTICLES, NES, OF PLASTICS	110	63	39	693 WIRE PRODUCTS EXCL. ELECT	1 025	501	300
894 BABY CARRIAGE, TOYS, GAMES	81	152	95	694 NAILS, SCREWS, NUTS, ETC.	58	65	42
897 GOLD, SILVERWARE, JEWEL NES		58	39	695 TOOLS	237	485	294
				696 CUTLERY	14	121	72
ARUBA				697 HOUSEHOLD EQUIPMENT, NES	367	379	231
IMPORTS	118	122	71	699 MANUFACTS. BASE METAL, NES	592	662	411
EXPORTS	8 368	7 751	4 807	713 INTRNL COMBUS PSTN ENGIN	175	1 480	912
061 SUGARS, MOLASSES, HONEY	2 370	166	102	716 ROTATING ELECTRIC PLANT	47	102	65
111 NON-ALCOHOL. BEVERAGE, NES	434	70	42	718 OTH. POWR. GENRTNG. MACHNRY	11	86	51
112 ALCOHOLIC BEVERAGES	529	131	83	728 OTH. MACH. PTS, SPCL INDUST	37	248	149
541 MEDICINES, ETC. EXC. GRP542	12	277	172	731 METAL REMOVAL WORK TOOLS	18	193	119
542 MEDICAMENTS	73	687	419	737 METALWORKING MACHNRY NES	122	689	408
551 ESSENTL. OIL, PERFUME, FLAVR	34	86	55	741 HEATING, COOLING EQUIP, PART			
553 PERFUMERY, COSMETICS, ETC.	65	170	106	742 PUMPS FOR LIQUIDS, PARTS	172	835	504
664 GLASS	913	101	61	743 PUMPS NES, CENTRIFUGS ETC	670	984	600
665 GLASSWARE	68	66	44	744 MECHANICAL HANDLING EQUIP	226	360	236
666 POTTERY	4	132	82	745 OTH. NONELEC MCH, TOOL, NES	20	192	116
684 ALUMINIUM	79	150	100	747 TAPS, COCKS, VALVES, ETC.	86	216	133
693 WIRE PRODUCTS EXCL. ELECT	984	186	114	748 TRANSMISSIONS SHAFTS ETC	22	147	91
695 TOOLS	90	130	80	749 NON-ELECT MACH. PARTS, ETC	29	87	55
697 HOUSEHOLD EQUIPMENT, NES	38	60	38	751 OFFICE MACHINES	69	380	253
699 MANUFACTS. BASE METAL, NES	30	115	72	759 PARTS, FOR OFFICE MACHINS	2	64	45
724 TEXTILE, LEATHER MACHINES	212	345	204	761 TELEVISION RECEIVERS ETC	15	70	42
728 OTH. MACH. PTS, SPCL INDUST	9	82	51	763 SOUND RECORDER, PHONOGRPH	28	169	107
741 HEATING, COOLING EQUIP, PART				764 TELECOMM. EQUIP. PARTS NES	20	163	99
751 OFFICE MACHINES	22	104	64	771 ELECT POWER MACHNRY, PARTS	139	163	101
772 ELEC. SWITCH, RELAY, CIRCUIT	16	60	36	772 ELEC. SWITCH, RELAY, CIRCUIT	107	440	272
781 PASS. MOTOR VEHCLS. EX. BUS	160	716	456	773 ELECTR DISTRIB. EQPT NES	3 777	2 241	1 400
784 PARTS, TRACTORS, MOTOR VEH	68	160	98	775 DDM, ELEC, NON-ELEC. EQUIPT	79	260	167
821 FURNITURE, CUSHIONS, ETC.	182	76	48	778 ELECTRIC, MACH. APPART. NES	176	313	190
831 TRUNK, SUIT-CASES, BAG, ETC	16	71	47	781 PASS. MOTOR VEHCLS. EX. BUS	251	991	644
842 WOMEN, GIRL CLOTHING, XKNIT	6	160	92	784 PARTS, TRACTORS, MOTOR VEH	29	128	79
844 WOMEN, GIRLS CLOTHING, KNIT	2	85	51	786 TRAILERS, SEMI-TRAILR, ETC	360	401	238
881 PHOTOGRAPH APPAR. ETC. NES	2	47	30	779 SHIP, BOAT, FLOAT, STRUCTRS	80 426	11 175	6 919
884 OPTICAL GOODS NES		182	113	813 LIGHTING FIXTURES ETC. NES	319	865	535
892 PRINTED MATTER	24	92	59	821 FURNITURE, CUSHIONS, ETC.	1 936	1 412	882
893 ARTICLES, NES, OF PLASTICS	94	73	50	831 TRUNK, SUIT-CASES, BAG, ETC	42	177	109
894 BABY CARRIAGE, TOYS, GAMES	16	135	84	841 MENS, BOYS CLOTHING, X-KNIT	21	272	162
895 OFFICE, STATIONERY SUPPLS	13	69	41	842 WOMEN, GIRL CLOTHING, XKNIT	21	486	291
897 GOLD, SILVERWARE, JEWEL NES		1 725	1 063	845 OTHR. TEXTILE APPAREL, NES	5	95	53
899 MISC MANUFCTRD GOODS NES	10	139	94	846 CLOTHING ACCESSRS, FABRIC	12	55	32
				851 FOOTWEAR	13	70	41
NETH ANTILL				872 MEDICAL INSTRUMENTS NES	18	360	223
IMPORTS	1 325 873	37 790	23 804	874 MEASURE, CONTROL INSTRMNT	19	1 398	842
112 ALCOHOLIC BEVERAGES	4 519	672	412	881 PHOTOGRAPH APPAR. ETC. NES	6	67	41
288 NON-FERROUS WASTE, SCRAP	246	79	52	884 OPTICAL GOODS NES	1	346	210
334 PETROLEUM PRODUCTS	1 320 674	27 790	17 570	885 WATCHES AND CLOCKS	28	583	363
516 OTHER ORGANIC CHEMICALS		5 455	3 392	892 PRINTED MATTER	36	69	47
742 PUMPS FOR LIQUIDS, PARTS	3	79	47	893 ARTICLES, NES, OF PLASTICS	651	580	355
874 MEASURE, CONTROL INSTRMNT	32	2 275	1 446	894 BABY CARRIAGE, TOYS, GAMES	53	146	93
898 MUSICAL INSTRUMENTS, ETC.	6	501	297	895 OFFICE, STATIONERY SUPPLS	21	489	306
EXPORTS	148 186	47 506	29 442	897 GOLD, SILVERWARE, JEWEL NES	2 757	1 759	1 055
022 MILK AND CREAM	2 726	354	224	898 MUSICAL INSTRUMENTS, ETC.	62	115	66
048 CEREAL PREPARATIONS	12 221	707	430	899 MISC MANUFCTRD GOODS NES	98	178	105
061 SUGARS, MOLASSES, HONEY	1 505	77	50				
098 EDIBLE PROD. PREPRTRS, NES	145	60	36	COLOMBIA			
111 NON-ALCOHOL. BEVERAGE, NES	2 979	473	295	IMPORTS	6 005 892	1 122 500	698 474
112 ALCOHOLIC BEVERAGES	1 831	522	322	034 FISH, FRESH, CHILLED, FROZN	117	1 729	1 078
278 OTHER CRUDE MINERALS	3 672	183	115	036 CRUSTACEANS, MOLLUSCS ETC	113	162	98
322 BRIQUETTES, LIGNITE, PEAT	2 240	81	49	057 FRUIT, NUTS EXCL. OIL NUTS	2 120 890	215 389	135 054
512 ALCOHOL. PHENOL, ETC. DERIV	23	78	48	058 FRUIT, PRESERVED, PREPARED	840	217	135
513 CARBOXYLIC ACIDS, DERIVTS	852	312	190	059 FRUIT, VEGETABLE JUICES	25 889	4 934	3 067
541 MEDICINES, ETC. EXC. GRP542	26	76	47	061 SUGARS, MOLASSES, HONEY	1 139	244	149
542 MEDICAMENTS	31	493	307	071 COFFEE, COFFEE SUBSTITUTE	2 372 962	772 165	479 075
553 PERFUMERY, COSMETICS, ETC.	165	334	204	072 COCOA	4 986	1 565	1 038
554 SOAP, CLEANERS, POLISH, ETC	580	157	96	121 TOBACCO, UNMANUFACTURED	3 429	3 801	2 340
575 OTH. PLASTIC, PRIMARY FORM	171	252	154	222 OILSEED(SFT.FIX VEG. OIL)	4 137	1 136	702
582 PLASTIC PLATE, SHEETS, ETC	429	133	86	245 FUEL WOOD, WOOD CHARCOAL	400	52	33
591 INSECTICIDES, ETC.	42	92	58	WOOD, SIMPLY WORKED	339	58	35
592 STARCHES, INULIN, ETC.	175	97	58	263 COTTON	56 428	7 083	4 357
597 PREPRD ADDITIVES, LIQUIDS	1 231	536	330	268 WOOL, OTHER ANIMAL HAIR	129	63	40
598 MISC. CHEMICAL PRODS. NES	66	183	112	269 WORN CLOTHING, TEXTL. ARTL	900	115	75
621 MATERIALS OF RUBBER	126	126	74	288 NON-FERROUS WASTE, SCRAP	367	87	58
				289 PREC. METAL ORES, CONCRTS		321	211
				291 CRUDE ANIMAL MATERLS. NES	2 692	852	536
				292 CRUDE VEG. MATERIALS, NES	23 687	20 678	12 996
				321 COAL, NUT AGGLOMERATED	1 280 769	12 392	7 905
				422 FIXED VEG. FAT, OILS, OTHER	10 014	739	441
				573 POLYMERS, VINYL CHLORIDE	17 832	1 945	1 197
				592 STARCHES, INULIN, ETC.	5 339	3 368	2 089
				598 MISC. CHEMICAL PRODS. NES	124	237	148
				611 LEATHER	881	1 817	1 127

7 IMPORTS AND EXPORTS (SPECIAL TRADE) BY COUNTRIES OF PRODUCTION AND CONSUMPTION AND BY GROUPS OF THE SITC-REV. III 1990

GROUP DESCRIPTION	DT = 100 KG	1 000 DM	1 000 \$	GROUP DESCRIPTION	DT = 100 KG	1 000 DM	1 000 \$
651 TEXTILE YARN	16 722	8 843	5 597	663 MINERAL MANUFACTURES,NES	889	939	583
652 COTTON FABRICS, WOVEN	4 513	4 410	2 738	664 GLASS	3 291	1 120	700
653 FABRICS, MAN-MADE FIBRES	23	60	38	665 GLASSWARE	817	997	620
657 SPECIAL YARN, TXTL. FABRIC	91	50	30	666 POTTERY	19	200	119
658 TEXTILE ARTICLES NES	2 546	2 984	1 840	667 PEARLS, PRECIOUS STONES	.	.	.
659 FLOOR COVERINGS, ETC.	382	439	278	671 PIG IRON, SPIEGELEISN, ETC	3 361	379	235
666 POTTERY	14	118	76	672 INGOTS ETC. IRON OR STEEL	393	83	51
667 PEARLS, PRECIOUS STONES	.	.	.	673 FLAT-ROLLED IRON ETC.	103 676	8 803	5 410
671 PIG IRON, SPIEGELEISN, ETC	18 473	11 454	7 151	674 FLAT-ROLLED PLATED IRON	1 829	315	196
682 COPPER	245	88	59	675 FLAT-ROLLED, ALLOY STEEL	3 816	1 214	734
684 ALUMINIUM	7 865	3 056	1 793	676 IRON, STL, BAR, SHAPES ETC.	4 529	1 247	772
695 TOOLS	51	88	54	678 WIRE OF IRON OR STEEL	194	184	115
721 AGRIC. MACHINES, EX. TRACTR	271	48	31	679 TUBES, PIPES, ETC. IRON, STL	4 770	2 406	1 510
728 OTH. MACH. PTS, SPCL INDUST	2	50	30	681 SILVER, PLATINUM, ETC.	.	97	61
735 PARTS, NES, FOR MACH-TOOLS	88	320	214	682 COPPER	1 317	991	608
745 OTH. NONELEC MCH, TOOL, NES	242	488	311	683 NICKEL	152	504	307
749 NON-ELECT MACH. PARTS, ETC	22	100	59	684 ALUMINIUM	3 148	2 144	1 347
764 TELECOMM. EQUIP. PARTS NES	.	50	31	685 LEAD	61	62	38
772 ELEC. SWITCH, RELAY, CIRCUIT	1	59	34	691 METALLIC STRUCTURES NES	677	953	578
831 TRUNK, SUIT-CASES, BAG, ETC	815	3 633	2 299	692 CONTAINERS, STORAGE, TRNSP	84	167	99
841 MENS, BOYS CLOTHNG, X-KNIT	1 686	4 339	2 696	693 WIRE PRODUCTS EXCL. ELECT	492	415	255
842 WOMEN, GIRL CLOTHNG, X-KNIT	1 048	3 802	2 331	694 NAILS, SCREWS, NUTS, ETC.	68	405	249
843 MENS, BOYS CLOTHNG, KNIT	147	315	190	695 TOOLS	1 893	4 181	2 569
845 OTHR. TEXTILE APPAREL, NES	708	2 386	1 512	696 CUTLERY	123	735	438
848 CLOTHNG, NONTXL; HEADGEAR	23	91	57	699 MANUFACT. BASE METAL, NES	1 490	1 966	1 207
851 FOOTWEAR	3 521	16 142	10 073	700 CPL IND PLANT (84/85/87)	3 545	18 394	10 960
874 MEASURE, CONTROL INSTRMNT	.	145	85	712 STEAM TURBINES	.	99	65
892 PRINTED MATTER	1 523	1 723	1 083	713 INTRNL COMBUS PSTN ENGIN	1 623	2 157	1 321
896 WORKS OF ART, ANTIQUE ETC	4	135	86	716 ROTATING ELECTRIC PLANT	1 343	2 827	1 770
897 GOLD, SILVERWARE, JEWEL NES	4	265	168	718 OTH. POWR. GENRTNG. MACHNRY	65	449	286
EXPORTS	790 060	610 402	375 964	721 AGRIC. MACHINES, EX. TRACTR	2 937	3 987	2 416
001 LIVE ANIMALS	108	780	475	722 TRACTORS	5 759	4 142	2 597
043 BARLEY, UNMILLED	236 250	7 856	4 688	723 CIVIL ENGINEERING EQUIPT	3 712	9 848	5 956
048 CEREAL PREPARATIONS	2 163	163	97	724 TEXTILE, LEATHER MACHINES	18 842	57 626	35 537
061 SUGARS, MOLASSES, HONEY	685	86	50	725 PAPER, PULP MILL MACHINES	984	3 755	2 282
073 CHOCOLATE, OTH. COCOA PREP	85	59	34	726 PRINTNG, BOOKBINDNG MACHS	2 849	10 967	6 849
081 ANIMAL FEED STUFF	125	476	301	727 FOOD-PROCESS. MCH. NON DOM	348	2 265	1 429
098 EDIBLE PROD. PREPRTNS, NES	531	509	314	728 OTH. MACH. PTS, SPCL INDUST	13 336	46 019	27 640
112 ALCOHOLIC BEVERAGES	199	65	39	733 METAL REMOVAL WORK TOOLS	456	2 337	1 432
222 OILSEED(SFT. FIX VEG. OIL)	180	50	30	735 PARTS, NES, FOR MACH-TOOLS	996	2 535	1 600
232 SYNTHETIC RUBBER, ETC.	11 545	3 473	2 156	737 METALWORKING MACHNRY NES	62	645	399
251 PULP AND WASTE PAPER	1 501	352	215	741 HEATING, COOLING EQUIP, PART	223	1 130	705
266 SYNTHETIC FIBRES	3 824	1 257	764	742 PUMPS FOR LIQUIDS, PARTS	629	3 933	2 413
267 OTHER MAN-MADE FIBRES	117	87	53	743 PUMPS NES, CENTRIFUGS ETC	968	5 478	3 349
278 OTHER CRUDE MINERALS	3 412	168	103	744 MECHANICAL HANDLNG EQUIP	2 595	3 541	2 209
285 ALUMINIUM ORE, CONCTR. ETC	1 628	212	132	745 OTH. NONELEC MCH, TOOL, NES	1 595	10 221	6 263
291 CRUDE ANIMAL MATERIALS, NES	99	275	173	746 BALL OR ROLLER BEARINGS	504	1 844	1 153
292 CRUDE VEG. MATERIALS, NES	777	2 861	1 765	747 TAPS, COCKS, VALVES, ETC.	1 962	5 954	3 625
334 PETROLEUM PRODUCTS	351	113	70	748 TRANSMISSIONS SHAFTS ETC	869	3 227	1 985
335 RESIDUAL PETROL. PRODUCTS	762	150	93	749 NON-ELECT MACH. PARTS, ETC	362	2 000	1 252
411 ANIMAL OILS AND FATS	213	84	53	751 OFFICE MACHINES	86	329	206
422 FIXED VEG. FAT, OILS, OTHER	210	55	34	752 AUTOMATC. DATA PROC. EQUIP	74	3 329	2 328
431 ANIMAL. VEG. FATS, OILS, NES	1 843	324	192	753 PARTS, FOR OFFICE MACHINS	15	437	275
511 HYDROCARBONS, NES, DERIVTS	2 864	770	466	754 SOUND RECORDER, PHONOGRPH	104	104	68
512 ALCOHOL, PHENOL, ETC. DERIV	31 904	5 782	3 643	763 TELECOMM. EQUIP. PARTS NES	2 064	48 914	30 207
513 CARBOXYLIC ACIDS, DERIVTS	16 010	6 205	3 825	771 ELECT POWER MACHNRY, PARTS	845	2 667	1 638
514 NITROGEN-FUNCT. COMPOUNDS	17 947	15 698	9 589	772 ELEC. SWITCH, RELAY, CIRCUIT	1 824	12 499	7 812
515 ORGANIC-INORGANIC COMPOUNDS	7 588	20 045	12 241	773 ELECTR DISTRIB. EQPT NES	140	1 463	964
516 OTHER ORGANIC CHEMICALS	2 988	4 183	2 620	774 ELECTRO-MEDCL, XRAY EQUIP	294	6 124	3 727
522 INORGANIC CHEM. ELEMENTS	26 466	5 677	3 472	775 DOM. ELEC. NON-ELEC. EQUIPT	212	233	139
523 METAL. SALTS, INORGAN. ACID	31 908	4 412	2 709	776 TRANSISTORS, VALVES, ETC.	5	276	169
524 OTHER CHEMICAL COMPOUNDS	444	166	98	778 ELECTRIC. MACH. APPART. NES	1 544	10 736	6 707
525 RADIO-ACTIVE MATERIALS	.	133	83	781 PASS. MOTOR VEHCLS. EX. BUS	1 900	7 043	4 394
531 SYNTH. COLOURS, LAKES, ETC.	6 754	18 431	11 366	784 PARTS, TRACTORS, MOTOR VEH	1 620	5 802	3 620
532 DYEING, TANNING MATERIALS	2 808	688	431	785 CYCLES, MOTORCYCLES ETC.	30	54	31
533 PIGMENTS, PAINTS, ETC.	7 535	5 169	3 191	791 RAILWAY VEHICLES, EQUIPNT	4 821	19 235	12 150
541 MEDICINES, ETC. EXC. GRP542	1 966	16 408	10 027	821 LIGHTNG FIXTURES ETC. NES	119	378	236
542 MEDICAMENTS	507	4 646	2 860	831 FURNITURE, CUSHIONS, ETC.	18	91	58
551 ESSNTL. OIL, PERFUME, FLAVR	818	2 646	1 627	871 TRUNK, SUIT-CASES, BAG, ETC	22	79	53
553 PERFUMERY, COSMETICS, ETC.	105	242	148	872 OPTICAL INSTRUMENTS, NES	18	692	435
554 SOAP, CLEANERS, POLISH, ETC	12 807	5 079	3 149	873 MEDICAL INSTRUMENTS NES	280	6 063	3 714
562 FERTILIZER, EXCEPT GRP272	813	453	282	874 METERS, COUNTERS, NES	91	666	428
571 POLYMERS OF ETHYLENE	3 456	739	454	881 MEASURE, CONTROL INSTRMNT	437	11 146	6 996
572 POLYMERS OF STYRENE	3 888	1 262	781	882 PHOTOGRAPH APPAR. ETC. NES	16	272	172
573 POLYMERS, VINYL CHLORIDE	32 871	6 074	3 740	883 PHOTO. CINEMATOGRPH. SUPPL	5 120	9 580	5 979
574 POLYACETAL, POLYCARBONATE	6 849	2 483	1 526	884 OPTICAL GOODS NES	1	132	77
575 OTH. PLASTIC, PRIMARY FORM	13 754	9 200	5 664	885 WATCHES AND CLOCKS	29	252	165
581 PLASTIC TUBE, PIPE, HOSE	520	1 264	760	891 ARMS AND AMMUNITION	38	1 615	1 009
582 PLASTIC PLATE, SHEETS, ETC	1 844	1 799	1 142	892 PRINTED MATTER	597	1 095	676
591 INSECTICIDES, ETC.	3 547	11 495	7 136	893 ARTICLES, NES, OF PLASTICS	281	635	394
592 STARCHES, INULIN, ETC.	1 187	1 016	625	895 OFFICE, STATIONERY SUPPLS	228	2 878	1 796
597 PREPRD ADDITIVES, LIQUIDS	3 814	1 792	1 122	896 WORKS OF ART, ANTIQUE ETC	4	318	191
598 MISC. CHEMICAL PRODS. NES	28 608	13 000	8 022	897 GOLD, SILVERWARE, JEWEL NES	1	270	174
600 CPL IND PLANT CHAP 69-76	3 399	5 640	3 359	898 MUSICAL INSTRUMENTS, ETC.	126	1 561	1 014
621 MATERIALS OF RUBBER	91	308	194	899 MISC MANUFCTRD GOODS NES	10	741	455
625 RUBBER TYRES, TUBES, ETC.	30	57	34	941 COMPL IND PLANT CHAPT 99	527	1 837	1 094
629 ARTICLES OF RUBBER, NES	197	672	419	VENEZUELA			
635 WOODD MANUFACTURES, NES	37	83	49	IMPORTS	56 500 786	1 396 122	884 201
641 PAPER AND PAPERBOARD	5 238	2 511	1 571	034 FISH, FRESH, CHILLED, FROZEN	18	155	96
642 PAPER, PAPERBOARD, CUT ETC	163	415	260	036 CRUSTACEANS, MOLLUSCS ETC	132	63	42
651 TEXTILE YARN	229	299	181	054 VEGETABLES	651	136	81
653 FABRICS, MAN-MADE FIBRES	78	340	210	057 FRUIT, NUTS EXCL. OIL NUTS	4 190	1 107	669
655 KNIT, CROCHET, FABRIC NES	159	520	312	059 FRUIT, VEGETABLE JUICES	23 361	6 956	4 418
656 TULLE, LACE, EMBROIDRY, ETC	13	245	163	071 COFFEE, COFFEE SUBSTITUTE	10 085	3 191	2 079
657 SPECIAL YARN, TXTL. FABRIC	489	2 204	1 365	072 COCOA	3 482	1 265	784
658 TEXTILE ARTICLES NES	24	381	233				
662 CLAY, REFRCT. CONSTR. MATRL	7 977	1 110	693				

7 IMPORTS AND EXPORTS (SPECIAL TRADE) BY COUNTRIES OF PRODUCTION AND CONSUMPTION AND BY GROUPS OF THE SITC-REV. III 1990

GROUP DESCRIPTION	DT = 100 KG	1 000 DM	1 000 \$	GROUP DESCRIPTION	DT = 100 KG	1 000 DM	1 000 \$
263 COTTON	57 586	5 970	3 662	612 MANUFACT. LEATHER ETC. NES	4	67	41
281 IRON ORE, CONCENTRATES	7 432 909	34 128	21 561	621 MATERIALS OF RUBBER	346	1 023	632
288 NON-FERROUS WASTE, SCRAP	59 558	16 976	10 595	625 RUBBER TYRES, TUBES, ETC.	235	81	48
291 CRUDE ANIMAL MATERIALS, NES	2 383	358	223	629 ARTICLES OF RUBBER, NES	877	2 424	1 517
292 CRUDE VEG. MATERIALS, NES	458	236	141	641 PAPER AND PAPERBOARD	8 363	2 924	1 824
333 PETROLEUM OILS, CRUDE	46 544 327	1 133 660	720 145	642 PAPER, PAPERBOARD, CUT ETC	480	369	230
334 PETROLEUM PRODUCTS	1 675 720	46 795	30 647	651 TEXTILE YARN	202	281	181
511 HYDROCARBONS, NES, DERIVTS	91 202	8 113	4 988	652 COTTON FABRICS, WOVEN	113	416	257
522 INORGANIC CHEM. ELEMENTS	20 026	2 223	1 393	653 FABRICS, MAN-MADE FIBRES	482	1 544	938
593 EXPLOSIVES, PYROTECHNICS	777	1 468	976	654 OTH. TEXTILE FABRIC, WOVEN	16	188	114
598 MISC. CHEMICAL PRODS. NES	8 304	865	524	655 KNIT, CROCHET, FABRIC NES	95	252	152
611 LEATHER	3 220	2 032	1 303	657 SPECIAL YARN, TXTL. FABRIC	670	2 116	1 300
651 TEXTILE YARN	709	927	564	658 TEXTILE ARTICLES NES	77	131	82
652 COTTON FABRICS, WOVEN	1 153	701	423	659 FLOOR COVERINGS, ETC.	25	191	122
653 FABRICS, MAN-MADE FIBRES	26	54	33	662 CLAY, REFRCT. CONSTR. MATRL	53 671	10 136	6 271
663 MINERAL MANUFACTURES, NES	2 245	560	349	663 MINERAL MANUFACTURES, NES	6 624	4 374	2 751
671 PIG IRON, SPIEGELEISN, ETC	1 500	167	112	664 GLASS	428	361	222
673 FLAT-ROLLED IRON ETC.	83 982	6 354	4 113	665 GLASSWARE	504	675	425
674 FLAT-ROLLED PLATED IRON	38 961	4 158	2 556	666 POTTERY	477	905	574
675 TUBES, PIPES, ETC. IRON, STL	108 040	9 719	5 979	667 PEARLS, PRECIOUS STONES			
682 COPPER	3 901	1 408	836	671 PIG IRON, SPIEGELEISN, ETC	1 901	566	352
684 ALUMINIUM	310 341	95 274	57 963	672 INGOTS ETC. IRON OR STEEL	8 920	637	418
713 INTRNL COMBUS PSTN ENGIN	336	836	507	673 FLAT-ROLLED IRON ETC.	511 239	37 451	22 981
748 TRANSMISSIONS SHAFTS ETC	45	50	32	674 FLAT-ROLLED PLATED IRON	5 548	717	432
771 ELECT. POWER MACHNY. PARTS	1 053	2 113	1 389	675 FLAT-ROLLED, ALLOY STEEL	23 425	5 304	3 318
772 ELEC. SWITCH, RELAY, CIRCUIT	6	114	76	676 IRON, STL. BAR, SHAPES ETC.	12 548	2 133	1 355
778 ELECTRIC, MACH. APPART. NES	250	261	165	677 RAILWAY TRACK IRON, STEEL	4 483	687	427
781 PASS. MOTOR VEHCLS. EX. BUS	92	161	104	678 WIRE OF IRON OR STEEL	354	197	121
784 PARTS, TRACTORS, MOTOR VEH	1 389	414	259	679 TUBES, PIPES, ETC. IRON, STL	436 158	58 946	38 612
831 TRUNK, SUIT-CASES, BAG, ETC	48	48	32	682 COPPER	1 026	1 017	639
848 CLOTHING, NONTXLT; HEADGEAR		66	42	683 NICKEL	111	420	268
851 FOOTWEAR	242	1 185	743	684 ALUMINIUM	41 931	22 036	13 809
885 WATCHES AND CLOCKS		51	31	685 LEAD	168	60	37
892 PRINTED MATTER	345	178	111	686 ZINC	2 160	891	552
896 WORKS OF ART, ANTIQUE ETC	1	225	136	689 MISC. NON-FERR. BASE METAL	508	231	139
EXPORTS	2 618 575	1 072 739	668 477	691 METALLIC STRUCTURES NES	2 936	10 090	5 975
022 MILK AND CREAM	98	45	30	692 CONTAINERS, STORAGE, TRNSP	548	356	356
024 CHEESE AND CURD	369	339	210	693 WIRE PRODUCTS EXCL. ELECT	1 646	1 393	846
037 FISH ETC. PRPD, PRSVD. NES	29	77	47	694 NAILS, SCREWS, NUTS, ETC.	488	646	393
048 CEREAL PREPARATIONS	131 000	7 356	4 517	695 TOOLS	1 779	4 816	3 000
054 VEGETABLES	6 713	1 097	668	696 CUTLERY	188	1 176	727
056 VEGETABLES, PRPD, PRSVD, NES	65	54	33	697 HOUSEHOLD EQUIPMENT, NES	29	47	32
057 FRUIT, NUTS EXCL. OIL NUTS	204	124	80	699 MANUFACTS. BASE METAL, NES	5 547	5 036	3 110
058 FRUIT, PRESERVED, PREPARED	148	114	76	700 CPL IND PLANT (84/85/87)	31 123	112 123	71 724
061 SUGARS, MOLASSES, HONEY	957	167	104	711 STEAM GENER, BOILERS, ETC.	30	129	81
075 SPICES	279	110	70	712 STEAM TURBINES	63	484	309
081 ANIMAL FEED STUFF	841	274	176	713 INTRNL COMBUS PSTN ENGIN	1 446	5 138	3 186
098 EDIBLE PRPD. PREPRTNS, NES	425	500	312	714 ENGINES, MOTORS NON-ELECT		87	55
112 ALCOHOLIC BEVERAGES	2 757	582	372	716 ROTATING ELECTRIC PLANT	3 619	8 320	5 205
232 SYNTHETIC RUBBER, ETC.	8 695	2 317	1 445	718 OTH. POWR. GENRTNG. MACHNRY	414	1 490	925
251 PULP AND WASTE PAPER	2 091	506	319	721 AGRIC. MACHINES, EX. TRACTR	138	386	235
263 COTTON	1 847	491	299	722 TRACTORS	4 632	3 497	2 141
266 SYNTHETIC FIBRES	1 392	449	278	723 CIVIL ENGINEERING EQUIPT	3 485	5 354	3 380
268 WOOL, OTHER ANIMAL HAIR	201	247	151	724 TEXTILE, LEATHER MACHINES	1 113	10 075	6 276
273 STONE, SAND AND GRAVEL	3 412	137	86	725 PAPER, PULP MILL MACHINES	920	4 308	2 601
278 OTHER CRUDE MINERALS	62 641	3 605	2 332	726 PRINTNG, BOOKBINDNG MACHS	2 126	13 741	8 191
285 ALUMINIUM ORE, CONCTR. ETC	8 966	868	557	727 FOOD-PROCESS. MCH. NON DOM	1 478	4 485	2 807
292 CRUDE VEG. MATERIALS, NES	2 023	5 942	3 652	728 OTH. MACH. PTS, SPCL INDUST	14 260	39 258	23 951
325 COKE, SEMI-COKE, RET. CARBN	177 390	3 390	2 004	731 METAL REMOVAL WORK TOOLS	1 243	2 411	1 474
334 PETROLEUM PRODUCTS	11 100	537	347	733 MACH-TOOLS, METAL-WORKING	1 580	6 932	4 269
335 RESIDUAL PETROL. PRODUCTS	109 848	5 141	198	735 PARTS, NES, FOR MACH-TOOLS	320	2 577	1 588
411 ANIMAL OILS AND FATS	28	100	741	737 METALWORKING MACHNRY NES	9 983	13 031	8 053
422 FIXED VEG. FAT, OILS, OTHER	235	74	61	741 HEATING, COOLING EQUIP, PART			
491 ANIMAL, VEG. FATS, OILS, NES	2 978	489	44	742 PUMPS FOR LIQUIDS, PARTS	1 707	9 376	5 832
511 HYDROCARBONS, NES, DERIVTS	686	421	743	743 PUMPS NES, CENTRIFUGS ETC	5 771	22 830	14 133
512 ALCOHOL, PHENOL, ETC. DERIV	108 967	14 717	307	744 MECHANICAL HANDLING EQUIP	11 567	16 871	10 391
513 CARBOXYLIC ACIDS, DERIVTS	10 344	3 374	257	745 OTH. NONELEC MCH, TOOL, NES	1 636	15 967	10 014
514 NITROGEN-FUNCT. COMPOUNDS	9 254	7 036	9 322	746 BALL OR ROLLER BEARINGS	1 514	5 783	3 599
515 ORGANO-INORGANIC COMPNDS	3 155	10 031	2 104	747 TAPS, COCKS, VALVES, ETC.	1 465	7 749	4 835
516 OTHER ORGANIC CHEMICALS	21 067	5 052	4 347	748 TRANSMISSIONS SHAFTS ETC	3 317	13 648	8 440
522 INORGANIC CHEM. ELEMENTS	27 204	4 795	6 187	749 NON-ELECT MACH. PARTS, ETC	2 952	8 822	5 497
523 METAL. SALTS, INORGAN. ACID	136 059	16 594	3 127	751 OFFICE MACHINES	795	5 257	3 227
524 OTHER CHEMICAL COMPOUNDS	106	185	3 004	752 AUTOMATC. DATA PROC. EQUIP	165	4 546	2 860
525 RADIO-ACTIVE MATERIALS	30	112	111	759 PARTS, FOR OFFICE MACHINS	101	2 293	1 432
531 SYNTH. COLOURS, LAKES, ETC.	3 911	8 989	70	763 SOUND RECORDER, PHONOGRPH		51	30
532 DYEING, TANNING MATERIALS	9 610	1 354	649	764 TELECOMM. EQUIP. PARTS NES	428	6 861	4 269
533 PIGMENTS, PAINTS, ETC.	19 452	9 298	858	771 ELECT. POWER MACHNY. PARTS	1 536	2 825	1 720
541 MEDICINES, ETC. EXC. GRP542	1 476	10 312	5 785	772 ELEC. SWITCH, RELAY, CIRCUIT	4 107	30 912	19 197
542 MEDICAMENTS	677	5 905	6 359	773 ELECTRO DISTRIB. EQPT NES	825	1 439	877
551 ESSNTL. OIL, PERFUME, FLAVR	746	2 930	1 819	774 ELECTRO-MEDCL. XRAY EQUIP	190	3 980	2 487
553 PERFUMERY, COSMETICS, ETC.	75	275	1 165	775 DOM. ELEC. NON-ELEC. EQUIPT	28	220	134
554 SOAP, CLEANERS, POLISH, ETC	7 516	2 396	478	776 TRANSISTORS, VALVES, ETC.	2	815	511
562 FERTILIZER, EXCEPT GRP272	386	67	41	778 ELECTRIC. MACH. APPART. NES	257 739	24 951	15 221
571 POLYMERS OF ETHYLENE	1 394	524	781	781 PASS. MOTOR VEHCLS. EX. BUS	1 156	5 674	3 574
572 POLYMERS OF STYRENE	1 260	413	321	782 GOODS, SPCL. TRANSPORT VEH	835	13 608	8 044
573 POLYMERS, VINYL CHLORIDE	5 098	1 497	265	784 PARTS, TRACTORS, MOTOR VEH	4 753	13 701	8 583
574 POLYACETAL, POLYCARBONATE	2 621	1 539	955	786 TRAILERS, SEMI-TRAILR, ETC	40	100	62
575 OTH. PLASTIC, PRIMARY FORM	14 273	9 758	974	791 RAILWAY VEHICLES, EQUIPNT	17	145	85
581 PLASTIC TUBE, PIPE, HOSE	268	728	108	792 AIRCRAFT, ASSOCTD. EQUIPNT	131	25 931	16 432
582 PLASTIC PLATE, SHEETS, ETC	904	1 102	454	793 SHIP, BOAT, FLOAT. STRUCTRS	56 294	90 399	55 127
583 MONOFILAMENT OF PLASTICS	108	150	680	800 CPL IND PLANT CHAP 80/94		106	71
591 INSECTICIDES, ETC.	3 231	2 527	97	813 LIGHTING FIXTURES ETC. NES	185	762	475
592 STARCHES, INULIN, ETC.	1 826	1 001	557	821 FURNITURE, CUSHIONS, ETC.	235	520	317
597 PREPRD. ADDITIVES, LIQUIDS	1 313	798	831	831 TRUNK, SUIT-CASES, BAG, ETC	7	151	97
598 MISC. CHEMICAL PRODS. NES	15 669	8 613	624	842 WOMEN, GRLR CLOTHNG, XKNIT	10	57	30
600 CPL IND PLANT CHAP 69-76	30 038	17 492	455	851 FOOTWEAR	110	337	207
611 LEATHER	19	111	322	871 MEDICAL INSTRUMENTS, NES	15	733	455
			11 024	872 MEDICAL INSTRUMENTS NES	128	3 065	1 896
			71	873 METERS, COUNTERS, NES	227	989	612

7 IMPORTS AND EXPORTS (SPECIAL TRADE) BY COUNTRIES OF PRODUCTION AND CONSUMPTION AND BY GROUPS OF THE SITC-REV. III 1990

GROUP DESCRIPTION	DT = 100 KG	1 000 DM	1 000 \$	GROUP DESCRIPTION	DT = 100 KG	1 000 DM	1 000 \$
874 MEASURE,CONTROL INSTRMNT	489	15 340	9 632	682 COPPER	59	55	34
881 PHOTOGRAPH APPAR.ETC.NES	96	1 542	950	685 LEAD	296	83	50
882 PHOTO.CINEMATOGPH.SUPPL	1 462	5 882	3 773	692 CONTAINERS,STORAGE,TRNSP	48	76	45
884 OPTICAL GOODS NES	6	326	200	693 WIRE PRODUCTS EXCL.ELECT	564	119	75
885 WATCHES AND CLOCKS	50	422	266	695 TOOLS	37	70	41
891 ARMS AND AMMUNITION	13	607	381	697 HOUSEHOLD EQUIPMENT,NES	124	101	60
892 PRINTED MATTER	897	1 384	847	699 MANUFACTS.BASE METAL,NES	51	76	48
893 ARTICLES,NES,OF PLASTICS	1 432	1 799	1 133	715 ROTATING ELECTRIC PLANT	7	69	43
894 BABY CARRIAGE,TOYS,GAMES	224	478	293	723 CIVIL ENGINEERING EQUIPT	143	323	203
895 OFFICE,STATIONERY SUPPLS	276	832	523	724 TEXTILE,LEATHER MACHINES	6	60	35
896 WORKS OF ART,ANTIQUE ETC		229	140	726 PRINTNG,BOOKBINDNG MACHS	39	188	123
897 GOLD,SILVERWARE,JEWEL NES		555	365	727 FOOD-PROCESS.MCH,NON DOM	40	238	192
898 MUSICAL INSTRUMENTS,ETC.	163	519	524	728 OTH.MACH,PTS,SPCL INDUST	1 524	2 542	1 578
899 MISC MANUFCTRD GOODS NES	115	1 185	722	731 METAL REMOVAL WORK TOOLS	18	108	63
941 COMPL IND PLANT CHAPT 99	3 528	3 181	1 979	733 MACH-TOOLS,METAL-WORKING	24	45	30
961 COIN NONGOLD NONCURRENT	49 483	70 538	43 648	735 PARTS,NES,FOR MACH-TOOLS	8	48	31
GUYANA				741 HEATING,COOLNG EQUIP,PART			
IMPORTS				744 MECHANICAL HANDLNG EQUIP	1 821	1 222	788
001 LIVE ANIMALS	19	577	355	745 OTH.NONELEC MCH,TOOL,NES	26	177	107
034 FISH,FRESH,CHILLED,FROZN	5	86	53	749 NON-ELECT MACH,PARTS,ETC	6	63	40
042 RICE	4 996	636	382	764 TELECOMM.EQUIP,PARTS NES	9	202	123
112 ALCOHOLIC BEVERAGES	9 422	1 438	911	771 ELECT POWER MACHNY,PARTS	162	242	162
285 ALUMINIUM ORE,CONCTR.ETC	301 373	10 097	6 228	772 ELEC.SWITCH.RELAY.CIRCUT	490	1 033	660
512 ALCOHOL,PHENOL,ETC.DERIV	1 347	174	116	773 ELECTR.DISTRIB.EQPT NES	502	726	481
514 NITROGEN-FUNCT.COMPOUNDS	2	54	35	778 ELECTRIC.MACH.APPART.NES	164	138	87
522 INORGANIC CHEM.ELEMENTS		54	35	781 PASS.MOTOR VEHCLS.EX.BUS	188	510	313
EXPORTS				821 FURNITURE,CUSHIONS,ETC.	39	94	63
022 MILK AND CREAM	4 000	1 174	697	851 FOOTWEAR	51	159	100
046 MEAL,FLOUR OF WHEAT,MSLN	7 300	404	246	872 MEDICAL INSTRUMENTS NES	8	78	49
054 VEGETABLES	42	52	30	873 METERS,COUNTERS,NES	138	296	176
524 OTHER CHEMICAL COMPOUNDS	2 951	221	138	874 MEASURE,CONTROL INSTRMNT		66	42
531 SYNTH.COLOURS,LAKES,ETC.	27	65	39	884 OPTICAL GOODS NES		64	37
542 MEDICAMENTS	7	60	39	891 ARMS AND AMMUNITION	36	60	37
629 ARTICLES OF RUBBER, NES	16	59	35	892 PRINTED MATTER	44	91	61
662 CLAY,REFRCT.CONSTR.MATRL	319	52	32	893 ARTICLES,NES,OF PLASTICS	148	102	62
673 FLAT-ROLLED IRON ETC.	897	74	43	FRENCH GUIAN			
695 TOOLS	47	140	88	IMPORTS			
716 ROTATING ELECTRIC PLANT	31	162	99	112 ALCOHOLIC BEVERAGES	517	70	43
723 CIVIL ENGINEERING EQUIPT	671	1 336	837	761 TELEVISION RECEIVERS ETC		59	35
726 PRINTNG,BOOKBINDNG MACHS	59	452	271	874 MEASURE,CONTROL INSTRMNT	3	118	72
727 FOOD-PROCESS.MCH,NON DOM	27	68	44	EXPORTS			
728 OTH.MACH,PTS,SPCL INDUST	20	106	64	46 294	447 113	274 863	
745 OTH.NONELEC MCH,TOOL,NES	40	224	137	111 NON-ALCOHOL.BEVERAGE,NES	390	54	33
749 NON-ELECT MACH,PARTS,ETC	13	52	31	112 ALCOHOLIC BEVERAGES	585	95	58
772 ELEC.SWITCH.RELAY.CIRCUT	155	658	419	122 TOBACCO, MANUFACTURED	121	318	200
773 ELECTR.DISTRIB.EQPT NES	113	153	91	278 OTHER CRUDE MINERALS	3 348	117	73
775 DOM.ELEC,NON-ELEC.EQUIPT	25	389	243	522 INORGANIC CHEM.ELEMENTS	35	533	344
781 PASS.MOTOR VEHCLS.EX.BUS	170	647	398	562 FERTILIZER,EXCEPT GRP272	4 870	133	79
784 PARTS,TRACTORS,MOTOR VEH	55	90	57	600 CPL IND PLANT CHAP 69-76	5 369	2 770	1 665
793 SHIP,BOAT,FLOAT.STRUCTRS	47	80	54	625 RUBBER TYRES,TUBES,ETC.	133	85	53
SURINAME				642 PAPER,PAPERBOARD,CUT ETC	217	109	67
IMPORTS				664 GLASS	353	50	30
001 LIVE ANIMALS	8	158	100	679 TUBES,PIPES,ETC.IRON,STL	614	91	54
017 MEAT,OFFL.PRPD,PRSD,NES	251	75	45	691 METALLIC STRUCTURES NES	11 975	17 709	11 725
042 RICE	143 720	14 400	8 719	693 WIRE PRODUCTS EXCL.ELECT	568	187	116
047 OTHER CEREAL MEAL,FLOURS	1 400	152	93	694 NAILS,SCREWS,NUTS,ETC.	79	55	33
072 COCOA	449	84	51	695 TOOLS	49	146	89
247 WOOD ROUGH,ROUGH SQUARED	1 607	82	53	700 CPL IND PLANT (84/85/87)	48	135	89
285 ALUMINIUM ORE,CONCTR.ETC	480 093	23 178	14 309	721 AGRIC.MACHINES,EX.TRACTR	252	189	113
288 NON-FERROUS WASTE,SCRAP	3 298	888	545	723 CIVIL ENGINEERING EQUIPT	642	893	544
684 ALUMINIUM	147 341	44 113	26 953	727 FOOD-PROCESS.MCH,NON DOM	24	72	48
748 TRANSMISSIONS SHAFTS ETC	82	338	200	728 OTH.MACH,PTS,SPCL INDUST	17	73	44
EXPORTS				744 MECHANICAL HANDLNG EQUIP	5 720	8 414	4 997
022 MILK AND CREAM	1 003	140	91	745 OTH.NONELEC MCH,TOOL,NES	71	409	252
061 SUGARS,MOLASSES,HONEY	70 279	4 945	3 105	761 TELEVISION RECEIVERS ETC	26	79	47
074 TEA AND MATE	180	119	71	764 TELECOMM.EQUIP,PARTS NES	2	146	86
112 ALCOHOLIC BEVERAGES	361	97	62	774 ELECTRO-MEDCL,XRAY EQUIP	5	126	76
278 OTHER CRUDE MINERALS	13 136	179	107	775 DOM.ELEC,NON-ELEC.EQUIPT	75	164	103
515 ORGANO-INORGANIC COMPNDS	188	105	65	778 ELECTRIC.MACH.APPART.NES	6	66	43
533 PIGMENTS, PAINTS, ETC.	108	63	38	781 PASS.MOTOR VEHCLS.EX.BUS	940	2 681	1 638
541 MEDICINES,ETC.EXC.GRP542	46	211	127	782 GOODS,SPCL TRANSPORT VEH	691	1 129	713
542 MEDICAMENTS	130	136	87	783 ROAD MOTOR VEHICLES NES	294	442	266
553 PERFUMERY,COSMETICS,ETC.	59	114	72	784 PARTS,TRACTORS,MOTOR VEH	99	383	232
554 SOAP,CLEANERS,POLISH,ETC	73	52	31	792 AIRCRAFT,ASSOCTD.EQUIPNT	1 188	403 326	247 376
571 POLYMERS OF ETHYLENE	1 800	345	218	811 PREFABRICATED BUILDINGS	1 194	784	478
572 POLYMERS OF STYRENE	450	89	59	821 FURNITURE,CUSHIONS,ETC.	44	71	40
575 OTH.PLASTIC,PRIMARY FORM	330	87	51	874 MEASURE,CONTROL INSTRMNT	34	908	540
582 PLASTIC PLATE,SHEETS,ETC	130	82	48	893 ARTICLES,NES,OF PLASTICS	85	81	49
591 INSECTICIDES, ETC.	168	252	157	895 OFFICE,STATIONERY SUPPLS	13	66	38
625 RUBBER TYRES,TUBES,ETC.	115	89	53	897 GOLD,SILVERWARE,JEWEL NES		86	52
629 ARTICLES OF RUBBER, NES	6 529	4 262	2 713	941 COMPL IND PLANT CHAPT 99	149	134	81
641 PAPER AND PAPERBOARD	673	212	134	ECUADOR			
642 PAPER,PAPERBOARD,CUT ETC	246	159	99	IMPORTS			
657 SPECIAL YARN,TXTL.FABRIC	22	61	37	1 801 398	202 655	125 832	
662 CLAY,REFRCT.CONSTR.MATRL	949	183	120	034 FISH,FRESH,CHILLED,FROZN	166	58	36
664 GLASS	3 637	450	276	045 OTHER CEREALS, UNMILLED	1 018	243	150
673 FLAT-ROLLED IRON ETC.	844	57	38	054 VEGETABLES	1 001	342	212
676 IRON,STL.BAR,SHAPES ETC.	1 424	136	81	056 VEGETABLES,PRPD,PRSD,NES	5 808	2 481	1 542
679 TUBES,PIPES,ETC.IRON,STL	191	60	38	057 FRUIT,NUTS EXCL.OIL NUTS	1 615 067	142 428	88 520
				058 FRUIT,PRESERVED,PREPARED	4 569	611	392
				059 FRUIT,VEGETABLE JUICES	12 194	4 671	2 886
				071 COFFEE,COFFEE SUBSTITUTE	89 089	27 841	17 135

7 IMPORTS AND EXPORTS (SPECIAL TRADE) BY COUNTRIES OF PRODUCTION AND CONSUMPTION AND BY GROUPS OF THE SITC-REV. III 1990

GROUP DESCRIPTION	DT = 100 KG	1 000 DM	1 000 \$	GROUP DESCRIPTION	DT = 100 KG	1 000 DM	1 000 \$
072 CDCOA	42 167	11 147	6 987	683 NICKEL	21	75	45
121 TOBACCO, UNMANUFACTURED	83	56	36	684 ALUMINIUM	4 797	3 714	2 270
223 OILSEED(OTH.FIX.VEG.OIL)	14 985	1 186	704	693 WIRE PRODUCTS EXCL.ELECT	110	88	54
248 WOOD, SIMPLY WORKED	6 888	2 170	1 350	694 NAILS,SCREWS,NUTS,ETC.	669	691	417
251 PULP AND WASTE PAPER	450	105	70	695 TOOLS	861	2 149	1 331
265 VEGETABLE TEXTILE FIBRES	225	57	34	696 CUTLERY	40	285	182
291 CRUDE ANIMAL MATERLS.NES	250	49	30	697 HOUSEHOLD EQUIPMENT,NES	18	78	46
292 CRUDE VEG.MATERIALS, NES	2 473	2 193	1 349	699 MANUFACTS.BASE METAL,NES	2 179	1 504	956
522 INORGANIC CHEM.ELEMENTS	353	68	44	711 STEAM GENER. BOILERS,ETC.	21	48	30
524 OTHER CHEMICAL COMPOUNDS	512	64	38	712 STEAM TURBINES	2	109	66
532 DYEING,TANNING MATERIALS	10	68	42	713 INTRNL COMBUS PSTN ENGIN	2 013	4 970	3 060
634 VENEERS, PLYWOOD, ETC.	307	491	303	716 ROTATING ELECTRIC PLANT	40	195	114
635 WOOD MANUFACTURES, NES	584	672	418	718 OTH.POWR.GENRTNG.MACHNRY	16	329	199
657 SPECIAL YARN,TXTL.FABRIC	9	86	54	721 AGRIC.MACHINES,EX.TRACTR	269	253	162
684 ALUMINIUM	216	60	40	722 TRACTORS	791	625	377
686 ZINC	200	68	41	723 CIVIL ENGINEERING EQUIPT	427	1 120	678
713 INTRNL COMBUS PSTN ENGIN	10	49	32	724 TEXTILE,LEATHER MACHINES	4 113	12 018	7 461
716 ROTATING ELECTRIC PLANT	2	70	42	725 PAPER,PULP MILL MACHINES	203	978	642
728 OTH.MACH.PTS.SPCL INDUST	57	178	107	726 PRINTING,BOOKBINDING MACHS	152	1 070	684
749 NON-ELECT MACH.PARTS,ETC	4	165	101	727 FOOD-PROCESS.MCH.NON DOM	80	567	360
759 PARTS,FOR OFFICE MACHINS	66	65	39	728 OTH.MACH.PTS.SPCL INDUST	777	4 186	2 624
841 MENS,BOYS CLOTHING,X-KNIT	52	257	170	733 MACH-TOOLS,METAL-WORKING	529	1 994	1 323
845 OTHR.TEXTILE APPAREL,NES	1 129	2 204	1 390	735 PARTS,NES,FOR MACH-TOOLS	22	294	183
874 MEASURE,CONTROL INSTRMNT	1	93	55	737 METALWORKING MACHNRY NES	98	212	135
891 ARMS AND AMMUNITION	2	98	58	741 HEATING,COOLING EQUIP.PART	*	*	*
899 MISC MANUFCTRD GOODS NES	385	732	454	742 PUMPS FOR LIQUIDS,PARTS	113	1 303	794
EXPORTS	431 675	219 242	135 776	743 PUMPS NES,CENTRIFUGS ETC	528	2 848	1 735
001 LIVE ANIMALS	99	376	243	749 MECHANICAL HANDLING EQUIP	444	575	599
022 MILK AND CREAM	3 150	904	606	745 OTH.NON-ELEC MCH,TOOL,NES	368	2 432	1 507
048 CEREAL PREPARATIONS	1 440	127	76	746 BALL OR ROLLER BEARINGS	85	378	232
057 FRUIT,NUTS EXCL.OIL NUTS	458	63	39	747 TAPS,COCKS,VALVES,ETC.	75	677	424
061 SUGARS,MOLASSES,HONEY	1 089	281	172	748 TRANSMISSIONS SHAFTS ETC	442	1 620	1 010
081 ANIMAL FEED STUFF	940	217	137	749 NON-ELECT MACH.PARTS,ETC	316	1 627	995
098 EDIBLE PROD.PREPRNTS,NES	54	78	47	751 OFFICE MACHINES	58	503	300
112 ALCOHOLIC BEVERAGES	442	127	82	752 AUTOMATC.DATA PROC.EQUIP	26	830	534
232 SYNTHETIC RUBBER, ETC.	8 896	1 614	1 024	759 PARTS,FOR OFFICE MACHINS	4	106	83
251 PULP AND WASTE PAPER	420	85	51	761 TELEVISION RECEIVERS ETC	90	715	456
266 SYNTHETIC FIBRES	10 302	2 568	1 590	764 TELECOMM.EQUIP.PARTS NES	22	1 428	854
267 OTHER MAN-MADE FIBRES	730	403	241	771 ELECT POWER MACHNRY,PARTS	346	1 063	637
278 OTHER CRUDE MINERALS	1 944	105	64	772 ELEC. SWITCH.RELAY.CIRCUIT	335	1 658	1 028
292 CRUDE VEG.MATERIALS, NES	238	411	255	773 ELECTR DISTRIB.EQPT NES	40	111	71
334 PETROLEUM PRODUCTS	626	135	82	774 ELECTRO-MEDCL.XRAY EQUIP	112	2 700	1 655
335 RESIDUAL PETROL. PRODUCTS	24 951	2 287	1 442	775 DOM.ELEC.NON-ELEC.EQUIPT	73	167	103
431 ANIMAL,VEG.FATS,OILS,NES	1 894	287	182	776 TRANSISTORS,VALVES,ETC.	*	64	41
511 HYDROCARBONS,NES,DERIVS	697	234	143	778 ELECTRIC.MACH.APPART.NES	987	3 213	1 993
512 ALCOHOL,PHENOL,ETC.DERIV	2 294	906	556	781 PASS.MOTOR VEHCLS.EX.BUS	2 121	6 836	4 266
513 CARBOXYLIC ACIDS,DERIVTS	2 133	5 292	3 243	782 GOODS,SPCL TRANSPORT VEH	1 491	3 362	2 125
514 NITROGEN-FUNCT.COMPOUNDS	1 217	4 114	2 532	783 ROAD MOTOR VEHICLES NES	798	1 493	935
515 ORGANO-INORGANIC COMPOUNDS	1 245	4 885	3 013	784 PARTS,TRACTORS,MOTOR VEH	2 815	8 128	5 011
516 OTHER ORGANIC CHEMICALS	806	1 165	725	786 TRAILERS,SEMI-TRAILR,ETC	323	131	79
522 INORGANIC CHEM.ELEMENTS	4 370	1 131	708	789 SHIP,BOAT,FLOAT.STRUCTRS	65	328	205
523 METAL.SALTS,INORGAN.ACID	27 077	2 492	1 551	813 LIGHTING FIXTURES ETC.NES	172	345	215
531 SYNTH.COLOURS,LAKES,ETC.	1 420	3 970	2 457	821 FURNITURE,CUSHIONS,ETC.	125	202	126
532 DYEING,TANNING MATERIALS	732	219	140	871 OPTICAL INSTRUMENTS,NES	6	312	194
533 PIGMENTS,PAINTS, ETC.	5 420	3 304	2 061	872 MEDICAL INSTRUMENTS NES	690	3 735	2 295
541 MEDICINES,ETC.EXC.GRP542	833	9 552	5 921	873 METERS,COUNTERS,NES	24	128	79
542 MEDICAMENTS	947	11 422	7 059	874 MEASURE,CONTROL INSTRMNT	195	3 045	1 880
551 ESSNTL.OIL,PERFUME,FLAVR	346	1 284	790	881 PHOTOGRAPH APPAR.ETC.NES	16	166	105
553 PERFUMERY,COSMETICS,ETC.	264	335	215	882 PHOTO.CINEMATOGRPH.SUPPL	221	556	340
554 SOAP,CLEANERS,POLISH,ETC	7 499	2 318	1 447	884 OPTICAL GOODS NES	1	112	72
562 FERTILIZER,EXCEPT GRP272	2 418	375	229	885 WATCHES AND CLOCKS	3	59	38
571 POLYMERS OF ETHYLENE	5 899	1 200	732	891 ARMS AND AMMUNITION	72	72	48
572 POLYMERS OF STYRENE	1 111	296	185	892 PRINTED MATTER	220	280	172
573 POLYMERS,VINYL CHLORIDE	13 222	2 209	1 355	893 ARTICLES,NES,OF PLASTICS	490	814	497
574 POLYACETAL,POLYCARBONATE	11 387	2 228	1 342	895 OFFICE,STATIONERY SUPPLS	433	1 679	1 044
575 OTH.PLASTIC,PRIMARY FORM	3 557	2 057	1 279	898 MUSICAL INSTRUMENTS,ETC.	50	98	63
581 PLASTIC TUBE,PIPE,HOSE	70	143	82	899 MISC MANUFCTRD GOODS NES	98	792	486
582 PLASTIC PLATE,SHEETS,ETC	1 016	885	548	961 COIN NONGOLD NONCURRENT	900	925	588
583 MONOFILAMENT OF PLASTICS	57	125	77	PERU			
591 INSECTICIDES, ETC.	5 467	7 178	4 470	IMPORTS	4 163 484	429 013	265 729
592 STARCHES,INULIN,ETC.	565	451	278	001 LIVE ANIMALS	3	76	47
597 PREPRD ADDITIVES,LIQUIDS	1 446	437	278	012 OTHER MEAT, MEAT OFFAL	202	162	108
598 MISC.CHEMICAL PRODS,NES	7 499	4 775	2 970	034 FISH,FRESH,CHILLED,FROZN	9 761	2 619	1 701
621 MATERIALS OF RUBBER	105	160	100	045 OTHER CEREALS, UNMILLED	981	74	49
625 RUBBER TYRES,TUBES,ETC.	153	152	93	054 VEGETABLES	9 265	3 888	2 429
629 ARTICLES OF RUBBER, NES	281	804	490	056 VEGETABLES,PRPD,PRSD,NES	22 267	7 085	4 410
635 WOOD MANUFACTURES, NES	54	142	91	057 FRUIT,NUTS EXCL.OIL NUTS	6 598	2 647	1 627
641 PAPER AND PAPERBOARD	4 515	1 769	1 093	058 FRUIT,PRESERVED,PREPARED	3 063	576	351
642 PAPER,PAPERBOARD,CUT ETC	187	176	111	059 FRUIT, VEGETABLE JUICES	4 918	1 707	1 072
651 TEXTILE YARN	362	289	181	071 COFFEE,COFFEE SUBSTITUTE	65 928	19 591	12 065
653 FABRICS,MAN-MADE FIBRES	23	52	33	081 ANIMAL FEED STUFF	2 749 825	161 955	100 183
655 KNIT,CROCHET.FABRIC NES	520	387	244	121 TOBACCO, UNMANUFACTURED	734	287	180
657 SPECIAL YARN,TXTL.FABRIC	302	614	377	263 COTTON	25 919	10 164	6 337
662 CLAY,REFRCT.CONSTR.MATRL	9 566	1 124	700	268 WOOL, OTHER ANIMAL HAIR	4 685	4 471	2 733
663 MINERAL MANUFACTURES,NES	813	874	540	272 FERTILIZERS, CRUDE	7 768	726	436
664 GLASS	668	498	311	283 COPPER ORES,CONCENTRATES	138 883	12 524	7 428
665 GLASSWARE	526	466	284	287 ORE,CONCENTR.BASE METALS	686 300	47 175	29 280
666 POTTERY	27	52	30	289 PREC.METAL ORES,CONCTR	9 427	3 981	2 386
671 PIG IRON,SPIEGELISN,ETC	346	88	54	291 CRUDE ANIMAL MATERLS,NES	912	3 229	2 006
673 FLAT-ROLLED IRON ETC.	82 539	8 850	5 439	292 CRUDE VEG.MATERIALS, NES	2 868	3 285	2 075
674 FLAT-ROLLED PLATED IRON	122 227	16 185	9 944	411 ANIMAL OILS AND FATS	171 800	5 862	3 498
675 FLAT-ROLLED, ALLOY STEEL	1 042	315	198	513 CARBOXYLIC ACIDS,DERIVTS	120	50	32
676 IRON,STL.BAR,SHAPES ETC.	1 289	378	228	522 INORGANIC CHEM.ELEMENTS	3 029	815	512
677 RAILWAY TRACK IRON,STEEL	370	81	48	532 DYEING,TANNING MATERIALS	50	817	499
678 WIRE OF IRON OR STEEL	214	81	48	541 MEDICINES,ETC.EXC.GRP542	1	245	146
679 TUBES,PIPES,ETC.IRON,STL	50	205	123	551 ESSNTL.OIL,PERFUME,FLAVR	33	90	55
682 COPPER	186	178	108				

7 IMPORTS AND EXPORTS (SPECIAL TRADE) BY COUNTRIES OF PRODUCTION AND CONSUMPTION AND BY GROUPS OF THE SITC-REV. III 1990

GROUP DESCRIPTION	DT = 100 KG	1 000 DM	1 000 \$	GROUP DESCRIPTION	DT = 100 KG	1 000 DM	1 000 \$
611 LEATHER	287	1 891	1 164	684 ALUMINIUM	557	678	408
613 FURSKINS,TANNED,DRESSED	35	181	111	691 METALLIC STRUCTURES NES	125	125	79
635 WOOD MANUFACTURES, NES	49	103	64	692 CONTAINERS, STORAGE, TRNSP	277	251	151
651 TEXTILE YARN	31 740	30 337	18 892	693 WIRE PRODUCTS EXCL.ELECT	159	149	96
652 COTTON FABRICS, WOVEN	11 943	9 764	6 031	694 NAILS, SCREWS, NUTS, ETC.	246	328	198
653 FABRICS, MAN-MADE FIBRES	548	628	389	695 TOOLS	633	1 769	1 076
654 OTH. TEXTILE FABRIC, WOVEN	105	669	408	696 CUTLERY	15	122	76
658 TEXTILE ARTICLES NES	424	657	419	697 HOUSEHOLD EQUIPMENT, NES	27	73	47
659 FLOOR COVERINGS, ETC.	66	84	53	699 MANUFACTS. BASE METAL, NES	846	853	526
663 MINERAL MANUFACTURES, NES	253	203	128	700 CPL IND PLANT (84/85/87)	6	76	48
664 GLASS	36	69	44	711 STEAM GENER. BOILERS, ETC.	9	128	79
666 POTTERY	123	222	139	712 STEAM TURBINES	9	139	83
667 PEARLS, PRECIOUS STONES	-	-	-	713 INTRNL COMBUS PSTN ENGIN	2 207	8 514	5 155
682 COPPER	182 107	75 976	47 691	716 ROTATING ELECTRIC PLANT	2 462	8 893	5 471
685 LEAD	3 157	457	274	718 OTH. POWR. GENRTRNG. MACHNRY	52	720	436
686 ZINC	491	128	76	721 AGRIC. MACHINES, EX. TRACTR	36	59	35
689 MISC. NON-FERR. BASE METAL	1 497	1 852	1 139	722 TRACTORS	1 418	1 660	1 002
742 PUMPS FOR LIQUIDS, PARTS	77	339	204	723 CIVIL ENGINEERING EQUIPT	1 083	2 548	1 546
841 MENS, BOYS CLOTHING, X-KNIT	33	104	64	724 TEXTILE, LEATHER MACHINES	4 359	19 849	12 254
842 WOMEN, GIRL CLOTHING, X-KNIT	22	63	40	725 PAPER, PULP MILL MACHINES	168	956	592
843 MENS, BOYS CLOTHING, KNIT	47	160	96	726 PRINTNG, BOOKBINDNG MACHS	412	2 352	1 415
844 WOMEN, GIRLS CLOTHING, KNIT	81	159	102	727 FOOD-PROCESS. MCH. NON DOM	1 142	4 674	2 904
845 OTHR. TEXTILE APPAREL, NES	3 619	9 005	5 582	728 OTH. MACH, PTS, SPCL INDUST	1 523	4 529	2 842
896 WORKS OF ART, ANTIQUE ETC	93	227	139	731 METAL REMOVAL WORK TOOLS	103	533	333
897 GOLD, SILVERWARE, JEWEL NES	30	318	199	733 MACH-TOOLS, METAL-WORKING	384	341	207
				735 PARTS, NES, FOR MACH-TOOLS	27	258	158
EXPORTS	505 800	242 431	148 072	737 METALWORKING MACHNRY NES	75	278	167
001 LIVE ANIMALS	74	234	145	741 HEATING, COOLNG EQUIP, PART	-	-	-
022 MILK AND CREAM	16 709	5 415	3 232	742 PUMPS FOR LIQUIDS, PARTS	249	2 221	1 354
046 MEAL, FLOUR OF WHEAT, MSLN	27 000	1 042	3 232	743 PUMPS NES, CENTRIFUGS ETC	694	2 876	1 779
048 CEREAL PREPARATIONS	54 905	3 302	664	744 MECHANICAL HANDLING EQUIP	682	2 495	1 571
054 VEGETABLES	655	786	1 971	745 OTH. NONELEC MCH, TOOL, NES	632	3 581	2 187
061 SUGARS, MOLASSES, HONEY	23 391	2 238	472	746 BALL OR ROLLER BEARINGS	135	687	426
081 ANIMAL FEED STUFF	442	390	1 327	747 TAPS, COCKS, VALVES, ETC.	267	1 308	803
112 ALCOHOLIC BEVERAGES	129	47	237	748 TRANSMISSIONS SHAFTS ETC	445	2 149	1 323
232 SYNTHETIC RUBBER, ETC.	3 521	731	30	749 NON-ELECT MACH. PARTS, ETC	834	1 282	791
251 PULP AND WASTE PAPER	840	172	455	751 OFFICE MACHINES	235	1 468	918
266 SYNTHETIC FIBRES	1 055	365	108	752 AUTOMATC. DATA PRDCC. EQUIP	7	253	154
268 WOOL, OTHER ANIMAL HAIR	162	192	223	759 PARTS, FOR OFFICE MACHINS	11	225	140
269 WORN CLOTHING, TEXTIL. ARTL	319	143	94	764 TELECOMM. EQUIP. PARTS NES	65	1 113	667
278 OTHER CRUDE MINERALS	8 679	157	94	771 ELECT POWER MACHNRY, PARTS	78	486	296
292 CRUDE VEG. MATERIALS, NES	276	178	704	772 ELECT. SWITCH. RELAY. CIRCUIT	360	2 761	1 657
334 PETROLEUM PRODUCTS	709	239	773	773 ELECTRIC DISTRIBUT. EQPT NES	249	507	306
335 RESIDUAL PETROL. PRODUCTS	6 992	882	155	774 ELECTRO-MEDCL. XRAY EQUIP	33	450	275
421 FIXED VEG. FAT, OILS, SOFT	10 715	1 052	528	775 DOM. ELEC. NON-ELEC. EQUIPT	159	469	300
431 ANIMAL, VEG. FATS, OILS, NES	437	81	620	776 TRANSISTORS, VALVES, ETC.	6	171	104
511 HYDROCARBONS, NES, DERIVTS	1 071	302	49	778 ELECTRIC. MACH. APPARAT. NES	789	2 702	1 583
512 ALCOHOL, PHENOL, ETC. DERIV	779	678	187	781 PASS. MOTOR VEHCLS. EX. BUS	1 882	6 422	3 971
513 CARBOXYLIC ACIDS, DERIVTS	6 126	3 564	406	782 GOODS, SPCL TRANSPORT VEH	540	1 472	896
514 NITROGEN-FUNCT. COMPOUNDS	2 160	3 207	2 139	783 ROAD MOTOR VEHICLES NES	1 781	5 050	2 996
515 ORGANIC-ORGANIC COMPOUNDS	1 085	6 048	1 932	784 PARTS, TRACTORS, MOTOR VEH	4 258	8 863	5 390
516 OTHER ORGANIC CHEMICALS	926	1 090	3 855	786 TRAILERS, SEMI-TRAILR, ETC	1 202	689	405
522 INORGANIC CHEM. ELEMENTS	12 223	1 829	662	791 RAILWAY VEHICLES. EQUIPNT	14	62	41
523 METAL. SALTS, INORGAN. ACID	32 920	3 842	1 138	813 LIGHTING FIXTURES ETC. NES	59	1 011	638
524 OTHER CHEMICAL COMPOUNDS	268	82	2 364	848 CLOTHING, NONTEXTL; HEADGEAR	3	52	35
531 SYNTH. COLOURS, LAKES, ETC.	2 116	7 500	56	871 OPTICAL INSTRUMENTS, NES	3	211	130
532 DYEING, TANNING MATERIALS	537	214	4 643	872 MEDICAL INSTRUMENTS NES	78	1 433	862
533 PIGMENTS, PAINTS, ETC.	5 630	3 242	1 127	873 METERS, COUNTERS, NES	28	209	126
541 MEDICINES, ETC. EXC. GRP542	756	6 542	1 966	874 MEASURE, CONTROL INSTRMNT	165	3 119	1 912
542 MEDICAMENTS	433	3 026	3 967	882 PHOTO. CINEMATOGRPH. SUPPL	216	378	233
551 ESSNTL. OIL, PERFUME, FLAVR	261	1 152	1 852	884 OPTICAL GOODS NES	5	50	30
553 PERFUMERY, COSMETICS, ETC.	61	375	693	885 WATCHES AND CLOCKS	5	233	143
554 SOAP, CLEANERS, POLISH, ETC	7 707	2 566	1 228	891 ARMS AND AMMUNITION	8	321	198
562 FERTILIZER, EXCEPT GRP272	356	82	572	892 PRINTED MATTER	628	700	439
571 POLYMERS OF ETHYLENE	6 809	1 260	48	893 ARTICLES, NES, OF PLASTICS	254	359	222
572 POLYMERS OF STYRENE	3 298	806	770	894 BABY CARRIAGE, TOYS, GAMES	18	63	39
573 POLYMERS, VINYL CHLORIDE	4 321	1 323	491	895 OFFICE, STATIONERY SUPPLS	472	919	569
574 POLYACETAL, POLYCARBONATE	833	576	788	898 MUSICAL INSTRUMENTS, ETC.	482	1 170	773
575 OTH. PLASTIC, PRIMARY FORM	8 798	3 648	353	899 MISC MANUFCTRD GOODS NES	149	601	372
581 PLASTIC TUBE, PIPE, HOSE	157	451	2 233				
582 PLASTIC PLATE, SHEETS, ETC	898	951	273	BRAZIL			
591 INSECTICIDES, ETC.	2 441	2 639	1 590	IMPORTS	226 001 625	5 105 054	3 164 297
592 STARCHES, INULIN, ETC.	2 189	457	287	001 LIVE ANIMALS	82	143	91
597 PREPRD ADDITIVES, LIQUIDS	1 260	682	416	011 BOVINE MEAT	47 538	41 537	25 883
598 MISC. CHEMICAL PRODS. NES	8 954	5 679	3 537	012 OTHER MEAT, MEAT OFFAL	53 636	37 812	23 557
621 MATERIALS OF RUBBER	216	594	370	017 MEAT, OFFL. PRPD, PRSVD, NES	82 841	45 995	28 487
625 RUBBER TYRES, TUBES, ETC.	91	62	39	034 FISH, FRESH, CHILLED, FROZN	491	2 641	1 656
629 ARTICLES OF RUBBER, NES	383	928	573	036 CRUSTACEANS, MOLLUSCS ETC	575	836	518
641 PAPER AND PAPERBOARD	2 170	1 014	620	044 MAIZE UNMILLED	11 900	359	238
642 PAPER, PAPERBOARD, CUT ETC	642	284	177	045 OTHER CEREALS, UNMILLED	2 053	96	58
651 TEXTILE YARN	172	354	212	054 VEGETABLES	1 266	238	138
653 FABRICS, MAN-MADE FIBRES	45	173	106	056 VEGETABLES, PRPD, PRSVD, NES	2 125	797	505
656 TULLE, LACE, EMBROIDRY, ETC	4	183	113	057 FRUIT, NUTS EXCL. OIL NUTS	211 899	43 392	27 183
657 SPECIAL YARN, TEXTL. FABRIC	507	1 192	729	058 FRUIT, PRESERVED, PREPARED	60 240	8 010	4 948
662 CLAY, REFRCT. CONSTR. MATRL	18 486	4 684	2 864	059 FRUIT, VEGETABLE JUICES	1 823 132	586 196	362 440
663 MINERAL MANUFACTURES, NES	1 085	935	572	061 SUGARS, MOLASSES, HONEY	2 293	473	298
664 GLASS	574	109	65	071 COFFEE, COFFEE SUBSTITUTE	770 134	230 411	142 515
665 GLASSWARE	88	143	89	072 COCOA	48 898	19 655	12 394
671 PIG IRON, SPIEGELEISN, ETC	3 892	771	473	074 TEA AND MATE	7 621	2 352	1 446
673 FLAT-ROLLED IRON ETC.	119 275	14 103	8 390	075 SPICES	53 802	18 013	11 441
674 FLAT-ROLLED PLATED IRON	14 601	1 983	1 170	081 ANIMAL FEED STUFF	12 208 310	370 317	230 045
675 FLAT-ROLLED, ALLOY STEEL	16 570	2 859	1 747	098 EDIBLE PRODD. PREPRTNS, NES	10 966	1 664	1 036
676 IRON, STL. BAR, SHAPES ETC.	5 914	981	598	112 ALCOHOLIC BEVERAGES	1 244	549	331
678 WIRE OF IRON OR STEEL	93	116	72	121 TOBACCO, UNMANUFACTURED	199 468	129 322	80 705
679 TUBES, PIPES, ETC. IRON, STL	9 471	2 130	1 279	122 TOBACCO, MANUFACTURED	188	505	318
681 SILVER, PLATINUM, ETC.	1	46	30	211 HIDES, SKINS (EX. FURS), RAW	852	160	104
682 COPPER	802	558	340	222 OILSEED (SFT. FIX VEG. OIL)	3 539 908	142 903	88 793
683 NICKEL	232	675	403				

7 IMPORTS AND EXPORTS (SPECIAL TRADE) BY COUNTRIES OF PRODUCTION AND CONSUMPTION AND BY GROUPS OF THE SITC-REV. III 1990

GROUP DESCRIPTION	DT = 100 KG	1 000 DM	1 000 \$	GROUP DESCRIPTION	DT = 100 KG	1 000 DM	1 000 \$
232 SYNTHETIC RUBBER, ETC.	2 177	512	310	714 ENGINES, MOTORS NON-ELECT	13	1 372	853
245 FUEL WOOD, WOOD CHARCOAL	24 508	1 159	776	716 ROTATING ELECTRIC PLANT	6 684	4 571	2 848
247 WOOD ROUGH, WOOD SQUARED	593	57	33	718 OTH. POWER-GENRNG. MACHNRY	213	594	372
248 WOOD, SIMPLY WORKED	237 346	15 819	9 896	723 CIVIL ENGINEERING EQUIPT	2 136	2 230	1 399
251 PULP AND WASTE PAPER	1 135 493	132 962	82 030	724 TEXTILE, LEATHER MACHINES	12 604	15 457	9 781
261 SILK	96	840	519	725 PAPER, PULP MILL MACHINES	7 563	4 903	3 182
263 COTTON	14 906	3 671	2 266	726 PRINTNG, BOOKBINDNG MACHS	381	1 181	741
266 SYNTHETIC FIBRES	1 799	347	217	727 FOOD-PROCESS. MCH. NON DDM	49	87	54
268 WOOL, OTHER ANIMAL HAIR	20 393	15 677	9 549	728 OTH. MACH. PTS, SPCL INDUST	2 522	4 780	3 008
273 STONE, SAND AND GRAVEL	149 067	6 987	4 314	731 METAL REMOVAL WORK TOOLS	12 219	20 616	12 927
277 NATURAL ABRASIVES, NES		112	74	733 MACH-TOOLS, METAL-WORKING	600	1 394	870
278 OTHER CRUDE MINERALS	476 544	18 160	11 219	735 PARTS, NES, FOR MACH-TOOLS	1 488	9 000	5 781
281 IRON ORE, CONCENTRATES	196 766 749	1 065 536	661 558	737 METALWORKING MACHNRY NES	617	202	123
282 FERROUS WASTE AND SCRAP	256	53	32	741 HEATING, COOLNG EQUIP, PART	491	1 115	679
283 COPPER ORES, CONCENTRATES	71 079	10 254	6 242	742 PUMPS FOR LIQUIDS, PARTS	11 974	41 073	25 073
285 ALUMINIUM ORE, CONCTR, ETC	469 261	3 509	2 338	743 PUMPS NES, CENTRIFUGS ETC	2 979	7 299	4 545
287 ORE, CONCENTR. BASE METALS	196 864	8 475	5 108	744 MECHANICAL HANDLING EQUIP	8 372	5 152	3 266
288 NON-FERROUS WASTE, SCRAP	413	91	55	745 OTH. NONELEC MCH, TOOL, NES	2 788	11 511	7 255
289 PREC. METAL ORES, CONCTR		149	90	746 BALL OR ROLLER BEARINGS	24 280	45 017	27 922
291 CRUDE ANIMAL MATERIALS, NES	150 740	22 644	13 897	747 TAPS, COCKS, VALVES, ETC.	835	4 091	2 501
292 CRUDE VEG. MATERIALS, NES	11 672	6 262	3 899	748 TRANSMISSIONS SHAFTS ETC	10 822	10 829	6 724
334 PETROLEUM PRODUCTS	6 604	194	118	749 NON-ELECT MACH. PARTS, ETC	863	1 617	999
335 RESIDUAL PETROL. PRODUCTS	56 179	5 175	3 403	751 OFFICE MACHINES	358	1 159	717
421 FIXED VEG. FAT, OILS, SOFT	54 194	6 764	4 369	752 AUTOMATC. DATA PROC. EQUIP	42	1 020	620
422 FIXED VEG. FAT, OILS, OTHER	51 797	8 895	5 432	759 PARTS, FOR OFFICE MACHINS	48	631	388
431 ANIMAL, VEG. FATS, OILS, NES	35 763	8 974	5 568	762 RADIO-BROADCAST RECEIVER	1 850	27 630	16 563
511 HYDROCARBONS, NES, DERIVTS	447 633	40 107	24 794	764 TELECOMM. EQUIP. PARTS NES	1 011	3 169	1 948
512 ALCOHOL, PHENOL, ETC. DERIV	23 080	4 431	2 740	771 ELECT POWER MACHNY, PARTS	147	503	316
513 CARBOXYLIC ACIDS, DERIVTS	8 756	1 822	1 114	772 ELEC. SWITCH, RELAY, CIRCUIT	5 836	26 198	16 370
514 NITROGEN-FUNCT. COMPOUNDS	46 132	12 927	7 971	773 ELECTR. DISTRIB. EQPT NES	988	2 102	1 254
515 ORGANIC-INORGANIC COMPOUNDS	4 920	10 560	6 311	774 ELECTRO-MEDCL. XRAY EQUIP	13	295	185
516 OTHER ORGANIC CHEMICALS	10 156	4 501	2 762	775 DDM, ELEC. NON-ELEC. EQUIPT	608	1 062	662
522 INORGANIC CHEM. ELEMENTS	208 850	39 183	24 315	776 TRANSISTORS, VALVES, ETC.	695	10 690	6 530
523 METAL SALTS, INORGAN. ACID	1 965	7 82	505	778 ELECTRIC. MACH. APPART. NES	9 453	20 112	12 468
524 OTHER CHEMICAL COMPOUNDS	27 203	2 618	1 649	781 PASS. MOTOR VEHCLS. EX. BUS	12 575	14 048	8 678
525 RADIO-ACTIVE MATERIALS	306	59	43	782 GOODS, SPCL. TRANSPORT VEH	23 633	23 192	14 351
531 SYNTH. COLOURS, LAKES, ETC.	3 877	3 169	1 932	783 ROAD MOTOR VEHICLES NES	107	231	139
532 DYEING, TANNING MATERIALS	9 547	1 974	1 229	784 PARTS, TRACTORS, MOTOR VEH	85 217	49 780	30 946
541 MEDICINES, ETC. EXC. GRPS 42	1 543	28 965	17 598	785 CYCLES, MOTORCYCLES ETC.	8	52	33
542 MEDICAMENTS	77	14 458	9 076	781 RAILWAY VEHICLES, EQUIPNT	264	759	484
551 ESSENT. OIL, PERFUME, FLAVR	34 927	9 501	5 914	792 AIRCRAFT, ASSOC'D. EQUIPNT		862	537
553 PERFUMERY, COSMETICS, ETC.	72	1 199	119	813 LIGHTNG. FIXTURES ETC NES	114	189	127
571 POLYMERS OF ETHYLENE	126 666	16 296	10 455	821 FURNITURE, CUSHIONS, ETC.	21 558	9 088	5 664
572 POLYMERS OF STYRENE	11 147	1 880	1 134	831 TRUNK, SUIT-CASES, BAG, ETC.	705	4 480	2 800
573 POLYMERS, VINYL CHLORIDE	12 683	1 509	932	841 MENS, BOYS CLOTHING, X-KNIT	870	1 526	1 211
574 POLYACETAL POLYCARBONATE	2 920	1 415	855	842 WOMEN, GIRL CLOTHING, KNIT	3 050	8 468	5 279
575 OTH. PLASTIC, PRIMARY FORM	15 157	4 527	2 811	843 MENS, BOYS CLOTHING, KNIT	931	3 306	2 005
582 PLASTIC PLATE, SHEETS, ETC	7 399	2 915	1 758	844 WOMEN, GIRLS CLOTHNG. KNIT	3 041	10 035	6 093
582 STARCHES, INULIN, ETC.	16 133	9 973	6 213	845 OTH. TEXTILE APPAREL, NES	20 353	49 991	30 500
593 EXPLOSIVES, PYROTECHNICS	110	110	71	848 CLOTHING, NONTEXTL; HEADGEAR	1 208	5 820	3 680
598 MISC. CHEMICAL PRODS. NES	130 466	24 551	15 219	851 FOOTWEAR	31 852	126 543	78 539
611 LEATHER	28 331	29 499	18 212	871 OPTICAL INSTRUMENTS, NES	4	51	30
613 FURSKINS, TANNED, DRESSED	2 086	6 089	3 839	872 MEDICAL INSTRUMENTS NES	87	1 956	1 207
621 MATERIALS OF RUBBER	6 444	3 404	2 254	873 METERS, COUNTERS, NES	27	151	94
625 RUBBER TYRES, TUBES, ETC.	6 661	3 915	2 410	874 MEASURE, CONTROL INSTRMNT	1 105	4 822	2 961
629 ARTICLES OF RUBBER, NES	3 003	11 623	7 251	881 PHOTOGRAPH APPAR. ETC. NES	255	3 836	2 336
634 VENEERS, PLYWOOD, ETC.	497 247	53 445	32 831	882 PHOTO. CINEMATOPHR. SUPPL	1 099	5 209	3 155
635 WOOD MANUFACTURES, NES	44 381	11 181	6 950	884 OPTICAL GOODS NES	80	1 172	725
641 PAPER AND PAPERBOARD	709 505	77 565	48 189	885 WATCHES AND CLOCKS	407	798	493
642 PAPER, PAPERBOARD, CUT ETC	85 431	14 666	9 209	891 ARMS AND AMMUNITION	421	2 043	1 296
651 TEXTILE YARN	113 033	64 452	39 621	892 PRINTED MATTER	2 631	1 982	1 248
652 COTTON FABRICS, WOVEN	23 470	16 366	10 137	893 ARTICLES, NES, OF PLASTICS	5 646	2 631	1 629
653 FABRICS, MAN-MADE FIBRES	10 317	3 901	2 389	894 BABY CARRIAGE, TOYS, GAMES	1 066	1 128	734
654 OTH. TEXTILE FABRIC, WOVEN	434	98	61	895 OFFICE, STATIONERY SUPPLS	2 368	2 540	1 586
655 KNIT, CROCHET, FABRIC NES	10	66	42	896 WORKS OF ART, ANTIQUE ETC	103	393	244
656 TULLE, LACE, EMBROIDRY, ETC	210	1 386	861	897 GOLD, SILVERWARE, JEWEL NES	365	6 581	3 973
657 SPECIAL YARN, TEXTL. FABRIC	27 132	3 914	2 364	898 MUSICAL INSTRUMENTS, ETC.	34	283	187
658 TEXTILE ARTICLES NES	30 065	52 414	32 661	899 MISC MANUFACTRD GOODS NES	376	3 334	2 078
659 FLOOR COVERINGS, ETC.	4 577	1 295	817	971 GOLD, NONMONTRY EXCL ORES	18	37 732	23 903
661 LIME, CEMENT, CONSTR. MATRL	28 493	1 567	966	EXPORTS	4 085 300	2 888 785	1 799 612
662 CLAY, REFRCT. CONSTR. MATRL	7 677	930	584	001 LIVE ANIMALS	252	1 014	622
663 MINERAL MANUFACTURES, NES	21 336	16 366	10 099	011 BOVINE MEAT	27 006	4 747	3 144
664 GLASS	2 358	660	397	012 OTHER MEAT, MEAT OFFAL	4 429	477	314
665 GLASSWARE	2 936	2 675	1 662	017 MEAT, OFFL. PRPD, PRSVD, NES	38	59	38
666 POTTERY	21 412	5 628	3 488	022 MILK AND CREAM	57 959	16 508	10 313
667 PEARLS, PRECIOUS STONES				023 BUTTER, OTHER FAT OF MILK	4 412	847	567
671 PIG IRON, SPIEGELEISN, ETC	1 259 177	114 337	71 337	024 CHEESE AND CURD	1 388	563	379
672 INGOTS ETC. IRON OR STEEL	483 693	37 010	22 599	037 FISH ETC. PREPD, PRSVD, NES	102	174	111
673 FLAT-ROLLED IRON ETC.	385 251	25 862	16 078	048 CEREAL PREPARATIONS	30 925	1 520	906
674 FLAT-ROLLED PLATED IRON	175 176	18 488	11 337	054 VEGETABLES	8 881	4 830	2 940
675 FLAT-ROLLED, ALLOY STEEL	6 975	2 472	1 575	057 FRUIT, NUTS EXCL. OIL NUTS	399	157	104
676 IRON, STL. BAR, SHAPES ETC.	364 547	41 243	25 309	058 FRUIT, PRESERVED, PREPARED	330	242	154
678 WIRE OF IRON OR STEEL	10 168	938	600	061 SUGARS, MOLASSES, HONEY	5 990	889	555
679 TUBES, PIPES, ETC. IRON, STL	117 364	19 998	12 359	075 SPICES	613	331	205
682 COPPER	40 419	17 368	10 969	081 ANIMAL FEED STUFF	25 110	1 477	885
683 NICKEL	3 144	7 490	4 711	098 EDIBLE PROD. PREPRNTS, NES	394	3 278	2 032
684 ALUMINIUM	610 610	186 878	115 097	112 ALCOHOLIC BEVERAGES	63 433	15 606	9 966
686 ZINC	5 391	1 556	927	211 HIDES, SKINS (EX. FURS), RAW	540	100	61
687 TIN	78 507	91 235	55 916	222 OILSEED (SFT. FIX VEG. OIL)	933	75	47
689 MISC. NON-FERR. BASE METAL	53	361	231	232 SYNTHETIC RUBBER, ETC.	22 308	10 582	6 543
691 METALLIC STRUCTURES NES	8 745	2 245	1 438	245 FUEL WOOD, WOOD CHARCOAL	440	225	141
693 WIRE PRODUCTS EXCL. ELECT	1 085	138	81	266 SYNTHETIC FIBRES	1 297	265	174
694 NAILS, SCREWS, NUTS, ETC.	20 618	9 747	6 002	277 NATURAL ABRASIVES, NES	13	653	413
695 TOOLS	3 079	3 655	2 278	278 OTHER CRUDE MINERALS	7 805	1 071	664
696 CUTLERY	5 717	9 999	6 256	282 FERROUS WASTE AND SCRAP	450 971	7 701	4 738
697 HOUSEHOLD EQUIPMENT, NES	239	395	245	285 ALUMINIUM ORE, CONCTR, ETC	8 168	1 187	735
699 MANUFACTS. BASE METAL, NES	5 254	5 587	3 446	288 NON-FERROUS WASTE, SCRAP	1 050	353	209
712 STEAM TURBINES	6	119	70				
713 INTRNL COMBUS PSTN ENGIN	151 852	125 942	78 067				

7 IMPORTS AND EXPORTS (SPECIAL TRADE) BY COUNTRIES OF PRODUCTION AND CONSUMPTION AND BY GROUPS OF THE SITC-REV. III 1990

GROUP DESCRIPTION	DT = 100 KG	1 000 DM	1 000 \$	GROUP DESCRIPTION	DT = 100 KG	1 000 DM	1 000 \$
291 CRUDE ANIMAL MATERLS.NES	13 056	7 272	4 520	725 PAPER,PULP MILL MACHINES	12 070	71 386	45 227
292 CRUDE VEG.MATERIALS, NES	4 898	6 991	4 282	726 PRINTING,BOOKBINDNG MACHS	19 901	124 977	77 292
321 COAL,NOT AGGLOMERATED	50 000	1 610	952	727 FOOD-PROCESS.MCH.NON DOM	3 216	10 083	6 293
325 COKE, SEMI-COKE, RET.CARBON	57 009	1 968	1 217	728 OTH.MACH,PTS,SPCL INDUST	18 155	94 150	58 765
334 PETROLEUM PRODUCTS	117 876	7 668	4 793	731 METAL REMOVAL WORK TOOLS	11 199	59 630	37 023
335 RESIDUAL PETROL.PRODUCTS	310 177	10 861	6 729	733 MACH-TOOLS,METAL-WORKING	4 792	23 856	14 986
411 ANIMAL OILS AND FATS	173	110	68	735 PARTS,NES,FOR MACH-TOOLS	4 980	36 798	22 999
422 FIXED VEG.FAT,OILS,OTHER	99	70	43	737 METALWORKING MACHNRY NES	1 979	14 734	9 144
431 ANIMAL,VEG.FATS,OILS,NES	2 615	396	241	741 HEATING,COOLING EQUIP,PART	-	-	-
511 HYDROCARBONS,NES,DERIVTS	42 494	10 742	6 657	742 PUMPS FOR LIQUIDS,PARTS	9 054	41 839	26 171
512 ALCOHOL,PHENOL,ETC.DERIV	91 136	31 542	19 799	743 PUMPS NES,CENTRIFUGS ETC	11 796	61 667	38 130
513 CARBOXYLIC ACIDS,DERIVTS	49 474	18 475	11 491	744 MECHANICAL HANDLING EQUIP	1 663	7 923	4 858
514 NITROGEN-FUNCT.COMPOUNDS	92 026	101 261	62 913	745 OTH.NONELEC MCH,TOOL,NES	8 649	37 843	23 958
515 ORGANO-INORGANIC COMPNDS	75 622	105 465	65 332	746 BALL OR ROLLER BEARINGS	17 147	57 595	35 940
516 OTHER ORGANIC CHEMICALS	30 880	17 502	10 868	747 TAPS,COCKS,VALVES,ETC.	2 441	20 597	12 882
522 INORGANIC CHEM.ELEMENTS	85 113	18 982	11 840	748 TRANSMISSIONS SHAFTS ETC	9 346	30 378	18 970
523 METAL,SALTS,INORGAN.ACID	127 643	20 326	12 654	749 NON-ELECT.MACH.PARTS,ETC	3 217	24 374	15 493
524 OTHER CHEMICAL COMPOUNDS	1 531	1 612	985	751 OFFICE MACHINES	109	4 608	2 965
525 RADIO-ACTIVE MATERIALS	1 179	21 367	13 612	752 AUTOMATC.DATA PROC.EQUIP	165	8 828	5 556
531 SYNTH.COLORS,LAKES,ETC.	7 390	33 391	20 811	759 PARTS,FOR OFFICE MACHINS	141	4 459	2 773
532 DYEING,TANNING MATERIALS	3 394	811	517	761 TELEVISION RECEIVERS ETC	29	545	330
533 PIGMENTS, PAINTS, ETC.	41 078	28 231	17 392	762 RADIO-BROADCAST RECEIVER	-	53	32
541 MEDICINES,ETC.EXC.GRP542	7 165	50 635	31 480	763 SOUND RECORDER,PHONOGRPH	11	1 725	1 041
542 MEDICAMENTS	1 534	15 422	9 637	764 TELECOMM.EQUIP.PARTS NES	1 351	52 787	32 698
551 ESSENTL.OIL,PERFUME,FLAVR	228	780	479	771 ELECT.POWER MACHNRY,PARTS	2 141	10 447	6 463
553 PERFUMERY,COSMETICS,ETC.	126	345	216	772 ELECT.SWITCH,RELAY,CIRCUIT	6 153	57 064	35 551
554 SOAP,CLEANERS,POLISH,ETC	20 765	9 243	5 793	773 ELECTR.DISTRIB.EQPT NES	2 241	4 356	2 705
562 FERTILIZER,EXCEPT GRP272	968 862	10 963	6 961	774 ELECTRO-MEDCL.XRAY EQUIP	1 398	34 539	21 689
571 POLYMERS OF ETHYLENE	2 781	1 132	731	775 DOM.ELEC.NON-ELEC.EQUIPT	1 92	832	509
572 POLYMERS OF STYRENE	1 175	390	245	776 TRANSISTORS, VALVES, ETC.	454	30 259	18 683
573 POLYMERS,VINYL CHLORIDE	5 614	4 214	2 621	778 ELECTRIC.MACH.APART.NES	36 555	43 335	26 730
574 POLYACETAL,POLYCARBONATE	20 658	9 798	6 086	781 PASS.MOTOR VEHCLS.EX.BUS	4 700	24 175	15 510
575 OTH.PLASTIC,PRIMARY FORM	39 694	33 038	20 581	784 PARTS,TRACTORS,MOTOR VEH	82 498	207 822	128 949
579 PLASTIC WASTE, SCRAP ETC	211	55	36	785 CYCLES,MOTORCYCLES ETC.	237	1 000	646
581 PLASTIC TUBE,PIPE,HOSE	2 332	4 387	2 750	786 TRAILERS,SEMI-TRAILR,ETC	203	416	249
582 PLASTIC PLATE,SHEETS,ETC	10 730	12 180	7 591	791 RAILWAY VEHICLES.EQUIPNT	44	526	320
583 MONOFILAMENT OF PLASTICS	1 326	1 320	813	792 AIRCRAFT,ASSEMBLD.EQUIPNT	1 428	102 812	63 923
591 INSECTICIDES, ETC.	2 350	3 716	2 323	793 SHIP,BOAT,FLOAT,STRUCTRS	33	187	113
592 STARCHES,INULIN,ETC.	1 038	1 110	689	813 LIGHTING FIXTURES ETC.NES	131	1 535	944
597 PREPRD ADDITIVES,LIQUIDS	9 053	4 452	2 759	821 FURNITURE,CUSHIONS,ETC.	305	1 411	884
598 MISC.CHEMICAL PRODS.NES	75 287	43 287	26 959	831 TRUNK,SUIT-CASES,BAG,ETC	687	3 298	2 041
611 LEATHER	1 201	2 014	1 241	841 MENS,BOYS CLOTHNG,X-KNIT	20	54	33
621 MATERIALS OF RUBBER	1 390	2 174	1 371	842 WOMEN,GIRL CLOTHNG,XKNIT	-	60	33
625 RUBBER TYRES,TUBES,ETC.	65	67	43	846 CLOTHING ACCESSRS,FABRIC	16	178	120
629 ARTICLES OF RUBBER, NES	1 470	7 107	4 403	848 CLOTHING,NONXTXL;HEADGEAR	1	97	64
635 WOOD MANUFACTURES, NES	1 195	133	85	851 FOOTWEAR	1 297	1 915	1 223
641 PAPER AND PAPERBOARD	14 995	6 203	3 836	871 OPTICAL INSTRUMENTS,NES	90	5 407	3 392
642 PAPER,PAPERBOARD,CUT ETC	3 287	3 176	1 964	872 MEDICAL INSTRUMENTS NES	451	14 973	9 358
651 TEXTILE YARN	3 912	4 381	2 713	873 METERS,COUNTERS,NES	337	5 735	3 556
652 COTTON FABRICS, WOVEN	189	792	503	874 MEASURE,CONTROL INSTRMNT	4 103	87 039	54 539
653 FABRICS,MAN-MADE FIBRES	639	1 695	1 063	881 PHOTOGRAPH APPAR.ETC.NES	2 274	6 617	4 140
654 OTH.TEXTILE FABRIC,WOVEN	928	994	627	882 PHOTO.CINEMATOGRPH.SUPPL	2 874	5 503	3 430
655 KNIT,CROCHET.FABRIC NES	71	331	215	884 OPTICAL GOODS NES	31	3 152	1 969
656 TULLE,LACE,EMBROIDRY.ETC	90	2 138	1 346	885 WATCHES AND CLOCKS	876	6 509	4 055
657 SPECIAL YARN,XTXL.FABRIC	2 347	7 063	4 415	891 ARMS AND AMMUNITION	47	1 103	697
658 TEXTILE ARTICLES NES	82	248	159	892 PRINTED MATTER	5 453	9 192	5 703
659 FLOOR COVERINGS, ETC.	243	1 346	833	893 ARTICLES,NES,OF PLASTICS	16 281	15 533	10 072
662 CLAY,REFRCT.CONSTR.MATRL	18 531	6 723	4 180	894 BABY CARRIAGE,TOYS,GAMES	1 120	2 016	1 299
663 MINERAL MANUFACTURES,NES	4 837	9 606	5 934	895 OFFICE,STATIONERY SUPPLS	4 402	4 573	2 906
664 GLASS	3 043	4 639	2 847	896 WORKS OF ART,ANTIQUE ETC	17	640	407
665 GLASSWARE	2 249	2 218	1 381	897 GOLD,SILVERWARE,JEWEL NES	7	2 664	1 605
666 POTTERY	172	392	251	898 MUSICAL INSTRUMENTS,ETC.	4 530	12 726	7 923
667 PEARLS,PRECIOUS STONES	-	-	-	899 MISC MANUFCTRD GOODS NES	282	10 395	6 514
671 PIG IRON,SPIEGELEISEN,ETC	3 150	973	596	971 GOLD,NONMONTRY EXCL ORES	1	1 472	895
672 INGOTS ETC.IRON OR STEEL	4 894	690	411				
673 FLAT-ROLLED IRON ETC.	304 350	32 509	19 924	CHILE			
674 FLAT-ROLLED PLATED IRON	71 540	9 947	6 347				
675 FLAT-ROLLED, ALLOY STEEL	59 303	25 746	15 669	IMPORTS	18 003 484	1 483 582	915 193
676 IRON,STL.BAR,SHAPES ETC.	9 378	3 325	2 042				
677 RAILWAY TRACK IRON,STEEL	1 602	310	194	001 LIVE ANIMALS	22	158	98
678 WIRE OF IRON OR STEEL	2 437	2 836	1 767	012 OTHER MEAT, MEAT OFFAL	2 074	749	448
679 TUBES,PIPES,ETC.IRON,STL	18 968	7 266	4 498	034 FISH,FRESH,CHILLED,FROZN	13 904	6 077	3 777
681 SILVER,PLATINUM,ETC.	29	11 609	7 064	036 CRUSTACEANS,MOLLUSCS ETC	961	968	607
682 COPPER	8 468	9 260	5 783	037 FISH ETC.PRPD,PRSTD.NES	4 073	6 238	3 903
683 NICKEL	621	2 728	1 674	044 MAIZE UNMILLED	2 042	1 030	616
684 ALUMINIUM	27 446	21 675	13 585	054 VEGETABLES	177 747	16 204	9 786
685 LEAD	12	67	43	056 VEGETABLES,PRPD,PRSTD,NES	9 117	3 074	1 901
686 ZINC	190	186	126	057 FRUIT,NUTS EXCL.OIL NUTS	900 772	184 076	110 675
687 TIN	21	74	46	058 FRUIT,PRESERVED,PREPARED	33 211	7 445	4 521
689 MISC.NON-FERR.BASE METAL	64	467	292	059 FRUIT, VEGETABLE JUICES	1 796	467	300
691 METALLIC STRUCTURES NES	273	437	265	061 SUGARS,MOLASSES,HONEY	16 821	2 611	1 606
692 CONTAINERS,STORAGE,TRNSP	3 071	1 846	1 167	071 COFFEE,COFFEE SUBSTITUTE	745	236	142
693 WIRE PRODUCTS EXCL.ELECT	1 129	1 088	669	075 SPICES	2 555	2 044	1 250
694 NAILS,SCREWS,NUTS,ETC.	2 428	5 208	3 237	081 ANIMAL FEED STUFF	934 912	60 458	36 705
695 TOOLS	3 830	20 101	12 583	112 ALCOHOLIC BEVERAGES	4 328	1 795	1 136
696 CUTLERY	157	994	618	247 WOOD ROUGH,ROUGH SQUARED	1 272	78	48
697 HOUSEHOLD EQUIPMENT,NES	42	119	73	248 WOOD, SIMPLY WORKED	463 457	23 377	14 346
699 MANUFACTS.BASE METAL,NES	4 519	18 307	11 209	251 PULP AND WASTE PAPER	728 157	84 696	52 415
700 CPL IND PLANT (84/85/87)	7	632	405	268 WOOD, OTHER ANIMAL HAIR	12 613	14 786	8 963
711 STEAM GENER. BOILERS,ETC.	88	312	200	272 FERTILIZERS, CRUDE	17 061	882	529
712 STEAM TURBINES	2 070	23 224	14 185	281 IRON ORE, CONCENTRATES	11 442 454	82 466	51 391
713 INTRNL COMBUS PSTN ENGIN	6 559	35 345	21 906	283 COPPER ORES,CONCENTRATES	670 325	68 377	41 983
714 ENGINES,MOTORS NON-ELECT	79	8 576	5 136	287 ORE,CONCENTR.BASE METALS	54 757	11 706	7 314
716 ROTATING ELECTRIC PLANT	1 770	12 165	7 680	288 NON-FERROUS WASTE,SCRAP	2 023	171	108
718 OTH.POWER GENRTNG.MACHNRY	4 213	14 378	9 070	289 PREC.METAL ORES,CONCTRIS	23 444	46 388	28 361
721 AGRIC.MACHINES,EX.TRACT.	1 224	881	534	291 CRUDE ANIMAL MATERLS,NES	41 232	4 905	3 020
722 TRACTORS	1 600	1 895	1 217	292 CRUDE VEG.MATERIALS, NES	6 779	2 473	1 528
723 CIVIL ENGINEERING EQUIPT	10 938	21 087	13 358	411 ANIMAL OILS AND FATS	237 678	9 099	5 716
724 TEXTILE,LEATHER MACHINES	38 455	208 518	129 784	431 ANIMAL,VEG.FATS,OILS,NES	270	159	96

7 IMPORTS AND EXPORTS (SPECIAL TRADE) BY COUNTRIES OF PRODUCTION AND CONSUMPTION AND BY GROUPS OF THE SITC-REV. III 1990

GROUP DESCRIPTION	DT = 100 KG	1 000 DM	1 000 \$	GROUP DESCRIPTION	DT = 100 KG	1 000 DM	1 000 \$
512 ALCOHOL, PHENOL, ETC. DERIV	452 252	10 088	6 285	582 PLASTIC PLATE, SHEETS, ETC	8 020	6 542	4 066
514 NITROGEN-FUNCT. COMPOUNDS	192	66	40	583 MONOFILAMENT OF PLASTICS	606	926	669
515 ORGANO-INORGANIC COMPOUNDS	57	91	60	591 INSECTICIDES, ETC.	10 290	12 804	7 835
516 OTHER ORGANIC CHEMICALS	78	139	83	592 STARCHES, INULIN, ETC.	2 536	1 261	774
522 INORGANIC CHEM. ELEMENTS	44 241	13 714	8 497	593 EXPLOSIVES, PYROTECHNICS	199	285	184
523 METAL SALTS, INORGAN. ACID	10 974	4 864	2 985	597 PREPRD ADDITIVES, LIQUIDS	4 469	1 854	1 141
524 OTHER CHEMICAL COMPOUNDS	797	1 228	746	598 MISC. CHEMICAL PRODS. NES	23 136	13 560	8 359
541 MEDICINES, ETC. EXC. GRP542	38	314	192	600 CPL IND PLANT CHAP 69-76	123	666	396
598 MISC. CHEMICAL PRODS. NES	50	102	60	612 MANUFACT. LEATHER ETC. NES	98	863	541
634 VENEERS, PLYWOOD, ETC.	51 412	3 116	1 895	621 MATERIALS OF RUBBER	1 417	1 248	769
635 WOOD MANUFACTURES, NES	271	367	225	625 RUBBER TYRES, TUBES, ETC.	1 396	1 223	740
641 PAPER AND PAPERBOARD	19 267	3 108	1 913	629 ARTICLES OF RUBBER, NES	3 537	5 067	3 108
651 TEXTILE YARN	212	179	108	633 CORK MANUFACTURES	128	978	588
653 FABRICS, MAN-MADE FIBRES	22	54	35	635 WOOD MANUFACTURES, NES	52	59	34
657 SPECIAL YARN, TXTL. FABRIC	43	53	34	641 PAPER AND PAPERBOARD	34 138	12 410	7 635
658 TEXTILE ARTICLES NES	7	65	41	642 PAPER, PAPERBOARD, CUT ETC	12 877	4 093	2 540
666 POTTERY	193	334	212	651 TEXTILE YARN	3 644	3 678	2 289
671 PIG IRON, SPIEGELEISN, ETC	5 568	5 225	3 216	652 COTTON FABRICS, WOVEN	241	659	400
681 SILVER, PLATINUM, ETC.	381	17 417	10 526	653 FABRICS, MAN-MADE FIBRES	703	1 958	1 192
682 COPPER	1 605 086	696 107	432 566	654 OTH. TEXTILE FABRIC, WOVEN	262	380	240
687 TIN	151	157	97	655 KNIT CROCHET FABRIC NES	94	213	132
688 TOOLS	48	160	99	656 TULLE, LACE, EMBROIDRY, ETC	21	218	137
689 HOUSEHOLD EQUIPMENT, NES	117	88	56	657 SPECIAL YARN, TXTL. FABRIC	8 055	7 376	4 543
699 MANUFACT. BASE METAL, NES	202	109	73	658 TEXTILE ARTICLES NES	178	207	129
713 INTRNL COMBUS PSTN ENGIN	14	76	45	659 FLOOR COVERINGS, ETC.	242	365	233
714 ENGINES, MOTORS NON-ELECT	48	6 186	3 939	661 LIME, CEMENT, CONSTR. MATRL	2 086	70	41
716 ROTATING ELECTRIC PLANT	2	74	50	662 CLAY, REFRACT. CONSTR. MATRL	8 869	2 041	1 247
727 FOOD-PROCESS. MCH. NON DOM	10	76	45	663 MINERAL MANUFACTURES, NES	3 084	2 806	1 750
752 AUTOMATC. DATA PROC. EQUIP	9	147	89	664 GLASS	1 257	584	352
778 ELECTRIC MACH. APPART. NES		138	82	665 GLASSWARE	1 180	1 738	1 071
781 PASS. MOTOR VEHCLS. EX. BUS	122	115	70	666 POTTERY	64	64	68
821 FURNITURE, CUSHIONS, ETC.	1 186	670	418	671 PIG IRON, SPIEGELEISN, ETC	6 570	803	506
831 TRUNK, SUIT-CASES, BAG, ETC	11	54	35	673 FLAT-ROLLED IRON ETC.	71 254	5 132	3 195
841 MENS. BOYS CLOTHING, X-KNIT	144	223	140	674 FLAT-ROLLED PLATED IRON	54 366	7 060	4 560
844 WOMEN, GIRLS CLOTHING, KNIT	73	279	175	675 FLAT-ROLLED, ALLOY STEEL	24 939	4 650	2 827
845 OTHR. TEXTILE APPAREL, NES	199	1 181	748	676 IRON, STL. BAR, SHAPES ETC.	4 845	1 205	750
848 CLOTHING, NONTXL. HEADGEAR	33	265	168	677 RAILWAY TRACK IRON, STEEL	7 477	115	71
851 FOOTWEAR	402	1 402	909	678 WIRE OF IRON OR STEEL	7 177	1 622	1 000
871 OPTICAL INSTRUMENTS, NES	11	210	124	679 TUBES, PIPES, ETC. IRON, STL	7 302	4 082	2 486
874 MEASURE, CONTROL INSTRMNT	1	255	156	681 SILVER, PLATINUM, ETC.	28	311	195
893 ARTICLES, NES, OF PLASTICS	75	103	64	682 COPPER	260	398	248
896 WORKS OF ART, ANTIQUE ETC	9	176	108	683 NICKEL	58	397	239
897 GOLD, SILVERWARE, JEWEL NES	25	197	121	684 ALUMINIUM	8 959	5 764	3 586
899 MISC MANUFACTRD GOODS NES	59	374	229	686 ZINC	232	95	56
971 GOLD, NONMONTARY EXCL ORES	366	66 422	41 305	689 MISC. NON-FERR. BASE METAL	6	56	32
EXPORTS	1 130 031	821 539	508 360	691 METALLIC STRUCTURES NES	23 585	6 311	3 891
001 LIVE ANIMALS	19	76	48	692 CONTAINERS, STORAGE, TRNSP	2 933	2 325	1 461
011 BOVINE MEAT	39	82	51	693 WIRE PRODUCTS EXCL. ELECT	1 719	1 563	965
022 MILK AND CREAM	2 649	611	409	694 NAILS, SCREWS, NUTS, ETC.	662	926	564
023 BUTTER, OTHER FAT OF MILK	690	212	130	695 TOOLS	3 245	10 368	6 439
046 MEAL, FLOUR OF WHEAT, MSLN	138 817	4 542	2 804	696 CUTLERY	125	766	477
061 SUGARS, MOLASSES, HONEY	34 516	9 588	6 032	697 HOUSEHOLD EQUIPMENT, NES	334	622	389
073 CHOCOLATE, OTH. COCOA PREP	93	94	60	699 MANUFACT. BASE METAL, NES	9 280	14 371	8 716
075 SPICES	78	77	49	700 CPL IND PLANT (84/85/87)	3 045	13 311	8 157
081 ANIMAL FEED STUFF	6 529	2 553	1 587	711 STEAM GENER. BOILERS, ETC.	63	269	165
098 EDIBLE PROD. PREPRTNS, NES	200	171	106	712 STEAM TURBINES	249	1 398	907
111 NON-ALCOHOL. BEVERAGE, NES	1 003	152	96	713 INTRNL COMBUS PSTN ENGIN	6 964	16 836	10 292
112 ALCOHOLIC BEVERAGES	2 120	453	283	714 ENGINES, MOTORS NON-ELECT	48	5 697	3 831
122 TOBACCO, MANUFACTURED	246	326	211	716 ROTATING ELECTRIC PLANT	18 171	28 184	17 148
232 SYNTHETIC RUBBER, ETC.	10 138	2 550	1 589	718 OTH. POWR. GENERTING. MACHNRY	2 554	5 196	3 124
251 PULP AND WASTE PAPER	961	223	140	721 AGRIC. MACHINES, EX. TRACTR	1 866	3 253	2 005
263 COTTON	534	133	81	722 TRACTORS	850	613	374
266 SYNTHETIC FIBRES	12 113	4 460	2 737	723 CIVIL ENGINEERING EQUIPT	19 410	27 977	17 657
269 WORN CLOTHING, TEXTL. ARTL	4 080	1 069	670	724 TEXTILE, LEATHER MACHINES	3 023	15 999	9 892
273 STONE, SAND AND GRAVEL	2 326	69	41	725 PAPER, PULP MILL MACHINES	759	2 595	1 626
278 OTHER CRUDE MINERALS	17 276	391	239	726 PRINTNG, BOOKBINDING MACHS	2 192	9 602	5 862
285 ALUMINIUM ORE, CONCTR. ETC	680	66	41	727 FOOD-PROCESS. MCH. NON DOM	554	3 212	1 985
291 CRUDE ANIMAL MATERLS. NES	269	106	66	728 OTH. MACH. PTS, SPCL INDUST	29 207	47 727	29 166
292 CRUDE VEG. MATERIALS, NES	2 439	2 494	1 535	731 METAL REMOVAL WORK TOOLS	2 045	2 795	1 748
334 PETROLEUM PRODUCTS	5 287	1 005	607	733 MACH-TOOLS, METAL-WORKING	2 294	2 665	1 656
335 RESIDUAL PETROL. PRODUCTS	47 784	4 517	2 795	735 PARTS, NES, FOR MACH-TOOLS	573	1 402	855
411 ANIMAL OILS AND FATS	90	132	82	737 METALWORKING MACHNRY NES	2 436	2 637	1 618
431 ANIMAL, VEG. FATS, OILS, NES	2 550	412	250	741 HEATING, COOLING EQUIP, PART			
511 HYDROCARBONS, NES, DERIVTS	11 091	2 066	1 219	742 PUMPS FOR LIQUIDS, PARTS	2 152	11 747	7 249
512 ALCOHOL, PHENOL, ETC. DERIV	2 572	1 182	720	743 PUMPS NES, CENTRIFUGS ETC	4 485	13 505	8 386
513 CARBOXYLIC ACIDS, DERIVTS	17 845	4 083	2 533	744 MECHANICAL HANDLING EQUIP	13 000	17 828	11 040
514 NITROGEN-FUNCT. COMPOUNDS	4 301	3 726	2 285	745 OTH. NONELEC MCH, TOOL, NES	5 587	14 016	8 677
515 ORGANO-INORGANIC COMPOUNDS	5 862	6 334	3 888	746 BALL OR ROLLER BEARINGS	469	1 546	951
516 OTHER ORGANIC CHEMICALS	2 513	1 697	1 038	747 TAPS, COCKS, VALVES, ETC.	1 712	6 546	4 070
522 INORGANIC CHEM. ELEMENTS	18 161	3 831	2 347	748 TRANSMISSIONS SHAFTS ETC	3 654	10 387	6 385
523 METAL SALTS, INORGAN. ACID	48 025	6 210	3 847	749 NON-ELECT MACH. PARTS, ETC	1 469	4 120	2 545
524 OTHER CHEMICAL COMPOUNDS	910	407	248	751 OFFICE MACHINES	379	1 967	1 206
531 SYNTH. COLOURS, LAKES, ETC.	2 787	8 434	5 150	752 AUTOMATC. DATA PROC. EQUIP	256	5 301	3 269
532 DYEING, TANNING MATERIALS	4 826	1 433	873	759 PARTS, FOR OFFICE MACHINS	72	878	548
533 PIGMENTS, PAINTS, ETC.	6 297	5 323	3 318	762 RADIO-BROADCAST RECEIVER	39	587	360
541 MEDICINES, ETC. EXC. GRP542	1 948	8 115	5 061	763 SOUND RECORDER, PHONOGRPH	1	62	39
542 MEDICAMENTS	1 074	6 357	3 919	764 TELECOMM. EQUIP. PARTS NES	1 325	11 104	6 904
551 ESSNTL. OIL, PERFUME, FLAVR	1 082	3 170	1 959	771 ELECT. POWER MACHNRY, PARTS	1 969	7 004	4 285
553 PERFUMERY, COSMETICS, ETC.	675	1 710	1 059	772 ELEC. SWITCH, RELAY, CIRCUIT	4 933	34 163	20 835
554 SOAP, CLEANERS, POLISH, ETC	24 232	7 645	4 744	773 ELECT. DISTRIBUT. EQPT NES	4 071	3 752	2 315
562 FERTILIZER, EXCEPT GRP272	40 401	1 386	872	774 ELECTRO-MEDCL. XRAY EQUIP	339	3 415	2 135
571 POLYMERS OF ETHYLENE	1 290	333	208	775 DOM. ELEC. NON-ELEC. EQUIPT	3 028	4 985	3 065
572 POLYMERS OF STYRENE	5 343	1 715	1 057	776 TRANSISTORS, VALVES, ETC.	7	318	197
573 POLYMERS, VINYL CHLORIDE	3 973	1 270	780	778 ELECTRIC MACH. APPART. NES	6 878	14 408	9 031
574 POLYACETAL, POLYCARBONATE	3 851	1 757	1 084	781 PASS. MOTOR VEHCLS. EX. BUS	11 976	40 958	25 339
575 OTH. PLASTIC, PRIMARY FORM	19 250	11 034	6 847	782 GOODS, SPCL TRANSPORT VEH	17 045	6 677	4 059
581 PLASTIC TUBE, PIPE, HOSE	1 432	2 753	1 673	783 ROAD MOTOR VEHICLES NES	2 039	1 171	742
				784 TRACTORS, MOTOR VEH	19 893	17 507	10 833
				785 CYCLES, MOTORCYCLES ETC.	87	240	147

7 IMPORTS AND EXPORTS (SPECIAL TRADE) BY COUNTRIES OF PRODUCTION AND CONSUMPTION AND BY GROUPS OF THE SITC-REV. III 1990

GROUP DESCRIPTION	DT = 100 KG	1 000 DM	1 000 \$	GROUP DESCRIPTION	DT = 100 KG	1 000 DM	1 000 \$
786 TRAILERS, SEMI-TRAIL, ETC	2 001	831	507	651 TEXTILE YARN	31	56	34
791 RAILWAY VEHICLES, EQUIPNT	1 448	2 141	1 272	657 SPECIAL YARN, TXTL. FABRIC	187	195	120
792 AIRCRAFT, ASSOCTD. EQUIPNT	106	10 943	6 854	662 CLAY, REFRCT. CONSTR. MATRL	4 138	487	303
793 SHIP, BOAT, FLDAT. STRUCTS	11 518	5 463	3 420	663 MINERAL MANUFACTURES, NES	1 097	215	130
812 PLUMBING, SANITRY, EQPT. ETC	996	691	430	665 GLASSWARE	85	134	85
813 LIGHTING FIXTURES ETC. NES	371	1 504	925	673 FLAT-ROLLED IRON ETC.	739	75	48
821 FURNITURE, CUSHIONS, ETC.	866	1 356	833	676 IRON, STL. BAR, SHAPES ETC.	296	69	41
831 TRUNK, SUIT-CASES, BAG, ETC	13	96	60	677 RAILWAY TRACK IRON, STEEL	412	50	31
841 MENS, BOYS CLOTHNG, X-KNIT	5	75	45	678 WIRE OF IRON OR STEEL	164	56	33
842 WOMEN, GIRL CLOTHNG, X-KNIT	37	584	363	679 TUBES, PIPES, ETC. IRON, STL	263	111	67
845 OTHR. TEXTILE APPAREL, NES	29	391	238	684 ALUMINIUM	23	51	30
846 CLOTHING ACCESSORS, FABRIC	62	309	193	691 METALLIC STRUCTURES NES	218	106	65
848 CLOTHNG, NONTXLT; HEADGEAR	131	459	282	692 CONTAINERS, STORAGE, TRNSP	83	272	169
851 FOOTWEAR	109	230	145	693 WIRE PRODUCTS EXCL. ELECT	75	70	42
871 OPTICAL INSTRUMENTS, NES	638	9 420	5 733	694 NAILS, SCREWS, NUTS, ETC.	34	103	61
872 MEDICAL INSTRUMENTS NES	462	5 627	3 461	695 TOOLS	498	1 140	704
873 METERS, COUNTERS, NES	71	497	310	699 MANUFACTS. BASE METAL, NES	364	681	416
874 MEASURE, CONTROL INSTRMNT	1 445	20 170	12 661	713 INTRNL COMBUS PSTN ENGIN	1 289	3 596	2 174
881 PHOTOGRAPH APPAR. ETC. NES	172	988	618	714 ENGINES, MOTORS NON-ELECT	110	61	40
882 PHOTO. CINEMATOGRPH. SUPPL	356	842	515	716 ROTATING ELECTRIC PLANT	113	496	323
884 OPTICAL GOODS NES	85	1 089	674	718 OTH. POWR. GENRTNG. MACHNRY	2	69	45
885 WATCHES AND CLOCKS	126	1 157	717	722 TRACTORS	279	215	137
891 ARMS AND AMMUNITION	363	589	362	723 CIVIL ENGINEERING EQUIPT	1 723	1 208	775
892 PRINTED MATTER	984	1 468	914	724 TEXTILE, LEATHER MACHINES	483	1 434	916
893 ARTICLES, NES, OF PLASTICS	3 073	4 821	2 995	725 PAPER, PULP MILL MACHINES	43	51	31
894 BABY CARRIAGE, TOYS, GAMES	258	647	401	726 PRINTNG, BOOKBINDNG MACHS	272	1 050	641
895 OFFICE, STATIONERY SUPPLS	1 435	4 693	2 906	727 FOOD-PROCESS. MCH. NON OOM	142	511	308
896 WORKS OF ART, ANTIQUE ETC	5	308	188	728 OTH. MACH. PTS, SPCL INDUSTR	491	991	625
897 GOLD, SILVERWARE, JEWEL NES		1 054	654	731 METAL REMOVAL WORK TOOLS	238	197	125
898 MUSICAL INSTRUMENTS, ETC.	225	1 189	738	733 MACH-TOOLS, METAL-WORKING	38	61	38
899 MISC MANUFCTRD GOODS NES	213	1 858	1 150	735 PARTS, NES, FOR MACH-TOOLS	4	72	43
941 COMPL IND PLANT CHAPT 99	1 621	3 603	2 199	741 HEATNG, COOLNG EQUIP. PART			
				742 PUMPS FOR LIQUIDS, PARTS	25	314	195
BOLIVIA				743 PUMPS NES, CENTRIFUGS ETC	104	688	426
IMPORTS	97 081	32 823	20 543	744 MECHANICAL HANDLING EQUIP	283	383	233
045 OTHER CEREALS, UNMILLED	739	176	111	745 OTH. NONELEC MCH. TOOL, NES	268	1 888	1 170
057 FRUIT, NUTS EXCL. OIL NUTS	1 269	697	434	746 BALL OR ROLLER BEARINGS	4	94	58
071 COFFEE, COFFEE SUBSTITUTE	9 725	2 822	1 764	747 TAPS, COCKS, VALVES, ETC.	219	772	479
072 COCOA	1 168	530	329	748 TRANSMISSIONS SHAFTS ETC	85	488	303
222 OILSEED(SFT. FIX VEG. OIL)	49 863	2 058	1 222	749 NON-ELECT MACH. PARTS, ETC	60	302	187
248 WOOD, SIMPLY WORKED	560	104	62	751 OFFICE MACHINES	71	295	182
251 PULP AND WASTE PAPER	657	70	45	752 AUTOMATC. DATA PROC. EQUIP	2	103	66
268 WOOL, OTHER ANIMAL HAIR	6	49	31	754 TELECOMM. EQUIP. PARTS NES	1 820	10 286	6 784
287 ORE, CONCENTR. BASE METALS	28 840	1 874	1 206	771 ELECT POWER MACHNRY PARTS	436	112	74
288 NON-FERROUS WASTE, SCRAP	484	464	275	772 ELEC. SWITCH. RELAY. CIRCUIT	62	365	224
289 PREC. METAL ORES, CONCENTRS	119	4 084	2 548	775 DOM. ELEC. NON-ELEC. EQUIPT	85	160	102
515 ORGANO-INORGANIC COMPNDS	1	51	54	778 ELECTRIC MACH. APPART. NES	89	332	200
611 LEATHER	9	116	68	781 PASS. MOTOR VEHCLS. EX. BUS	746	1 513	949
681 SILVER, PLATINUM, ETC.	15	633	374	782 GOODS, SPCL TRANSPORT VEH	1 699	254	154
687 TIN	2 794	1 947	1 250	784 PARTS, TRACTORS, MOTOR VEH	1 542	4 139	2 540
821 FURNITURE, CUSHIONS, ETC.	119	53	34	792 AIRCRAFT, ASSOCTD. EQUIPNT	15	984	584
844 WOMEN, GIRLS CLOTHNG, KNIT	7	65	41	813 LIGHTING FIXTURES ETC. NES	180	824	530
845 OTHR. TEXTILE APPAREL, NES	94	893	574	821 FURNITURE, CUSHIONS, ETC.	243	211	133
848 CLOTHNG, NONTXLT; HEADGEAR	11	90	53	824 CLOTHNG, NONTXLT; HEADGEAR	8	62	37
971 GOLD, NONMONTRY EXCL ORES	210	15 983	9 674	871 OPTICAL INSTRUMENTS, NES	1	94	58
				872 MEDICAL INSTRUMENTS NES	54	317	199
EXPORTS	172 311	68 772	42 956	873 METERS, COUNTERS, NES	124	142	88
001 LIVE ANIMALS	8	128	79	874 MEASURE, CONTROL INSTRMNT	47	1 029	642
022 MILK AND CREAM	10 070	2 855	1 858	881 PHOTOGRAPH APPAR. ETC. NES	20	112	71
046 MEAL, FLOUR OF WHEAT, MSLN	94 900	5 155	3 064	882 PHOTO. CINEMATOGRPH. SUPPL	168	201	126
081 ANIMAL FEED STUFF	788	111	69	891 ARMS AND AMMUNITION	4	92	59
098 EDIBLE PROD. PREPRTNS, NES	19	47	30	892 PRINTED MATTER	123	171	103
266 SYNTHETIC FIBRES	8 082	2 182	1 348	893 ARTICLES, NES, OF PLASTICS	173	288	174
292 CRUDE VEG. MATERIALS, NES	63	156	93	894 BABY CARRIAGE, TOYS, GAMES	58	89	55
335 RESIDUAL PETROL. PRODUCTS	425	67	41	895 OFFICE, STATIONERY SUPPLS	341	1 039	651
512 ALCOHOL, PHENOL, ETC. DERIV	413	178	112	898 MUSICAL INSTRUMENTS, ETC.	24	77	45
513 CARBOXYLIC ACIDS, DERIVTS	1 877	392	239	899 MISC MANUFCTRD GOODS NES	56	237	146
514 NITROGEN-FUNCT. COMPOUNDS	229	234	149				
515 ORGANO-INORGANIC COMPNDS	312	529	328	PARAGUAY			
516 OTHER ORGANIC CHEMICALS	403	207	133	IMPORTS	2 496 358	138 213	85 013
522 INORGANIC CHEM. ELEMENTS	2 301	489	298	011 BOVINE MEAT	415	443	275
523 METAL. SALTS, INORGAN. ACID	4 920	592	369	054 VEGETABLES	434	186	119
531 SYNTH. COLOURS, LAKES, ETC.	275	1 037	653	071 COFFEE, COFFEE SUBSTITUTE	6 254	1 916	1 257
532 DYEING, TANNING MATERIALS	397	88	54	081 ANIMAL FEED STUFF	35 125	1 143	676
533 PIGMENTS, PAINTS, ETC.	1 036	650	404	121 TOBACCO, UNMANUFACTURED	674	286	190
541 MEDICINES, ETC. EXC. GRP542	241	722	449	211 HIDES, SKINS (EX. FURS), RAW	211	258	152
542 MEDICAMENTS	292	1 490	916	222 OILSEED(SFT. FIX VEG. OIL)	2 299 523	93 763	57 124
551 ESSNTL. OIL, PERFUME, FLAVR	56	401	248	223 OILSEED(OTH. FIX. VEG. OIL)	25 833	1 980	1 228
553 PERFUMERY, COSMETICS, ETC.	163	300	183	248 WOOD, SIMPLY WORKED	1 450	110	68
554 SOAP, CLEANERS, POLISH, ETC	2 806	861	536	263 COTTON	97 509	25 026	15 771
562 FERTILIZER, EXCEPT GRP272	359	81	50	268 WOOL, OTHER ANIMAL HAIR	1 225	1 096	695
571 POLYMERS OF ETHYLENE	1 187	237	149	291 CRUDE ANIMAL MATERLS. NES	6 447	757	478
572 POLYMERS OF STYRENE	1 100	255	164	292 CRUDE VEG. MATERIALS, NES	122	60	39
573 POLYMERS, VINYL CHLORIDE	1 131	307	190	421 FIXED VEG. FAT, OILS, SOFT	552	123	76
574 POLYACETAL, POLYCARBONATE	4 258	685	423	422 FIXED VEG. FAT, OILS, OTHER	4 883	753	457
575 OTH. PLASTIC, PRIMARY FORM	2 595	695	417	512 ALCOHOL, PHENOL, ETC. DERIV	20	86	51
581 PLASTIC TUBE, PIPE, HOSE	79	380	230	532 DYEING, TANNING MATERIALS	6 308	839	524
582 PLASTIC PLATE, SHEETS, ETC	216	294	186	551 ESSNTL. OIL, PERFUME, FLAVR	404	1 362	836
591 INSECTICIDES, ETC.	613	256	162	611 LEATHER	356	753	471
592 STARCHES, INULIN, ETC.	501	372	227	634 VENEERS, PLYWOOD, ETC.	2 370	251	156
597 PREPRED ADDITIVES, LIQUIDS	539	171	108	635 WOOD MANUFACTURES, NES	618	192	119
598 MISC. CHEMICAL PRODS. NES	1 473	778	489	652 COTTON FABRICS, WOVEN	1 155	612	373
621 MATERIALS OF RUBBER	71	108	68	713 INTRNL COMBUS PSTN ENGIN	43	96	58
629 ARTICLES OF RUBBER, NES	110	317	195	821 FURNITURE, CUSHIONS, ETC.	119	275	167
641 PAPER AND PAPERBOARD	665	329	204	831 TRUNK, SUIT-CASES, BAG, ETC	23	58	34
642 PAPER, PAPERBOARD, CUT ETC	555	495	304	841 MENS, BOYS CLOTHNG, X-KNIT	2 633	9 945	2 489
				842 WOMEN, GIRL CLOTHNG, X-KNIT	95	234	147

7 IMPORTS AND EXPORTS (SPECIAL TRADE) BY COUNTRIES OF PRODUCTION AND CONSUMPTION AND BY GROUPS OF THE SITC-REV. III 1990

GROUP DESCRIPTION	DT = 100 KG	1 000 DM	1 000 \$	GROUP DESCRIPTION	DT = 100 KG	1 000 DM	1 000 \$
843 MENS,BOYS CLOTHING,KNIT	30	56	36	831 TRUNK,SUIT-CASES,BAG,ETC	26	88	56
844 WOMEN,GIRLS CLOTHNG,KNIT	80	158	95	841 MENS,BOYS CLOTHNG,X-KNIT	10	111	70
845 OTHR,TEXTILE APPAREL,NES	511	723	441	842 WOMEN,GIRL CLOTHNG,XKNIT	10	123	79
896 WORKS OF ART,ANTIQUE ETC		169	100	845 OTHR,TEXTILE APPAREL,NES	16	80	47
EXPORTS	69 319	103 551	64 168	846 CLOTHING ACCESSRS,FABRIC	54	184	114
022 MILK AND CREAM	650	157	102	851 FOOTWEAR	70	168	104
037 FISH ETC.PREPD,PRSD,NES	110	147	88	871 OPTICAL INSTRUMENTS,NES		77	46
054 VEGETABLES	156	105	63	872 MEDICAL INSTRUMENTS NES	15	452	278
062 SUGAR CONFECTIONERY	238	152	103	874 MEASURE,CONTROL INSTRMNT	22	651	405
081 ANIMAL FEED STUFF	493	86	55	881 PHOTOGRAPH APPAR,ETC,NES	21	118	72
112 ALCOHOLIC BEVERAGES	8 486	1 661	1 053	882 PHOTO.CINEMATOGPRH.SUPPL	117	161	101
232 SYNTHETIC RUBBER, ETC.	515	101	65	884 OPTICAL GOODS NES	1	323	202
269 WORN CLOTHING,TEXTL,ARTL	642	109	67	885 WATCHES AND CLOCKS	9	52	35
274 SULPHUR,UNRSTD,IRON PYRS	4 200	184	110	891 ARMS AND AMMUNITION	42	191	119
512 ALCOHOL,PHENOL,ETC,DERIV	1 732	212	129	892 PRINTED MATTER	264	522	317
513 CARBOXYLIC ACIDS,DERIVTS	1 071	248	156	893 ARTICLES,NES,OF PLASTICS	1 353	304	186
514 NITROGEN-FUNCT.COMPOUNDS	700	300	191	894 BABY CARRIAGE, TOYS,GAMES	43	116	74
515 ORGANO-INORGANIC COMPNDS	631	1 796	1 111	895 OFFICE,STATIONERY SUPPLS	133	830	524
516 OTHER ORGANIC CHEMICALS	188	180	108	897 GOLD,SILVERWARE,JEWL NES		61	40
522 INORGANIC CHEM.ELEMENTS	364	141	91	898 MUSICAL INSTRUMENTS,ETC.	13	65	40
523 METAL.SALTS,INORGAN.ACID	6 472	553	346	899 MISC MANUFCTRD GOODS NES	78	212	133
531 SYNTH.COLOURS,LAKES,ETC.	423	840	520	URUGUAY			
532 DYEING,TANNING MATERIALS	463	148	90	IMPORTS	486 938	228 592	141 286
533 PIGMENTS, PAINTS, ETC.	803	485	300	011 BOVINE MEAT	32 014	25 996	16 141
541 MEDICINES,ETC.EXC.GRPS42	234	946	578	012 OTHER MEAT, MEAT OFFAL	41 462	21 337	12 854
542 MEDICAMENTS	229	1 219	754	017 MEAT,OFFL,PRPD,PRSD,NES	975	1 071	673
551 ESSENTL.OIL,PERFUME,FLAVR	225	448	274	034 FISH,FRESH,CHILLED,FROZN	40 180	13 352	8 339
553 PERFUME, COSMETICS, ETC.	2 101	2 523	1 608	042 RICE	5 067	314	186
554 SOAP,CLEANERS,POLISH,ETC	2 610	756	470	043 BARLEY, UNMILLED	9 934	307	182
562 FERTILIZER,EXCEPT GRP272	2 545	88	57	047 FRUIT,NUTS EXCL.OIL NUTS	61 218	6 332	4 079
571 POLYMERS OF ETHYLENE	500	81	49	059 FRUIT, VEGETABLE JUICES	12 745	3 856	2 412
574 POLYACETAL,POLYCARBONATE	875	198	128	061 SUGARS,MOLASSES,HONEY	22 332	3 509	2 157
575 OTH.PLASTIC,PRIMARY FORM	1 785	718	453	081 ANIMAL FEED STUFF	80 795	2 134	1 385
581 PLASTIC TUBE,PIPE,HOSE	32	64	39	082 OILSEED(SFT.FIX VEG.OIL)	1 459	261	165
582 PLASTIC PLATE,SHEETS,ETC	134	170	101	268 WOOL, OTHER ANIMAL HAIR	67 529	49 477	30 264
591 INSECTICIDES, ETC.	519	1 139	703	291 CRUDE ANIMAL MATERLS,NES	65 298	12 538	7 736
592 STARCHES,INULIN,ETC.	655	243	151	292 CRUDE VEG.MATERIALS, NES	1 047	1 348	832
597 PREPRD ADDITIVES,LIQUIDS	2 112	537	333	541 MEDICINES,ETC.EXC.GRPS42	20	202	122
598 MISC.CHEMICAL PRDCTS,NES	1 810	999	634	551 POLYMERS,VINYL CHLORIDE	145	67	39
625 RUBBER TYRES,TUBES,ETC.	2 768	238	151	592 STARCHES,INULIN,ETC.	104	90	53
629 ARTICLES OF RUBBER, NES	565	792	484	611 LEATHER	5 489	17 668	10 833
641 PAPER AND PAPERBOARD	289	127	81	612 MANUFACT. LEATHER ETC.NES	11	72	42
642 PAPER,PAPERBOARD,CUT ETC	84	87	54	613 FURSKINS,TANNED,DRESSED	2 188	5 375	3 253
651 TEXTILE YARN	37	140	88	625 RUBBER TYRES,TUBES,ETC.	139	146	90
653 FABRICS,MAN-MADE FIBRES	3	47	34	651 TEXTILE YARN	7	145	91
657 SPECIAL YARN,TXTL,FABRIC	162	250	161	654 OTH.TEXTILE FABRIC,WOVEN	3 849	18 692	11 638
659 FLOOR COVERINGS, ETC.	380	1 553	934	662 CLAY,REFRCT.CONSTR.MATRL	26 106	2 360	1 487
663 MINERAL MANUFACTURES,NES	185	364	226	666 POTTERY	130	225	138
665 GLASSWARE	452	441	285	667 PEARLS,PRECIOUS STONES			
666 POTTERY	33	79	51	668 PUMPS NES,CENTRIFUGS ETC	2	55	3E
675 FLAT-ROLLED, ALLOY STEEL	172	125	75	743 PASS.MOTOR VEHCLS.EX.BUS	40	68	4E
676 IRON,STL.BAR,SHAPES ETC.	89	47	30	784 PARTS,TRACTORS,MOTOR VEH	128	310	18E
679 TUBES,PIPES,ETC.IRON,STL	576	220	142	821 FURNITURE,CUSHIONS,ETC.	42	93	60
684 ALUMINIUM	163	534	327	831 TRUNK,SUIT-CASES,BAG,ETC	45	225	137
691 METALLIC STRUCTURES NES	113	303	202	841 MENS,BOYS CLOTHNG,X-KNIT	149	673	432
692 CONTAINERS,STORAGE,TRNSP	146	84	48	842 WOMEN,GIRL CLOTHNG,XKNIT	101	385	247
693 WIRE PRODUCTS EXCL.ELECT	48	81	48	844 WOMEN,GIRLS CLOTHNG,KNIT	15	154	100
695 TOOLS	639	1 049	652	845 OTHR,TEXTILE APPAREL,NES	56	332	206
696 CUTLERY	19	201	131	846 CLOTHING ACCESSRS,FABRIC	26	124	83
697 HOUSEHOLD EQUIPMENT,NES	87	154	98	848 CLOTHING,NONTXTL;HEADGEAR	2 722	25 801	16 308
699 MANUFACTS.BASE METAL,NES	432	470	288	851 FOOTWEAR	407	1 821	1 156
713 INTRNL COMBUS PSTN ENGIN	98	377	234	872 MEDICAL INSTRUMENTS NES	164	774	482
716 ROTATING ELECTRIC PLANT	29	166	98	894 BABY CARRIAGE, TOYS,GAMES	152	103	68
721 AGRIC.MACHINES,EX.TRACTR	282	828	501	896 WORKS OF ART,ANTIQUE ETC	11	341	209
722 TRACTORS	1 016	797	481	897 GOLD,SILVERWARE,JEWL NES	6	128	80
724 TEXTILE,LEATHER MACHINES	310	1 469	886	971 GOLD,NONMONTRY EXCL ORES	2	5 496	3 252
725 PAPER,PULP MILL MACHINES	56	49	31	EXPORTS	249 467	139 946	86 560
726 PRINTNG,BOOKBINDNG MACHS	334	829	528	022 MILK AND CREAM	800	235	139
727 FOOD-PROCESS.MCH.NON DOM	416	689	429	037 FISH ETC.PREPD,PRSD,NES	186	195	125E
728 OTH.MACH,PTS,SPCL INDUST	377	2 392	1 461	054 VEGETABLES	70	102	68
731 METAL REMOVAL WORK TOOLS	228	87	52	061 SUGARS,MOLASSES,HONEY	631	66	41
735 PARTS,NES,FOR MACH-TOOLS	17	167	104	073 CHOCOLATE,OTH.COCOA PREP	73	74	47
741 HEATING,COOLNG EQUIP,PART				081 ANIMAL FEED STUFF	461	116	71
742 PUMPS FOR LIQUIDS,PARTS	154	240	146	088 EDIBLE PRD.PREPRTNES,NES	776	364	231
743 PUMPS NES,CENTRIFUGS ETC	168	1 066	670	112 ALCOHOLIC BEVERAGES	1 369	219	139
744 MECHANICAL HANDLING EQUIP	258	513	332	232 SYNTHETIC RUBBER, ETC.	9 055	2 826	1 768
745 OTH.NONELEC MCH,TOOL,NES	337	1 399	889	266 SYNTHETIC FIBRES	1 416	490	312
746 BALL OR ROLLER BEARINGS	46	122	71	273 STONE, SAND AND GRAVEL	6 154	134	82
747 TAPS,COCKS,VALVES,ETC.	17	62	40	286 OTHER CRUDE MINERALS	3 500	215	137
748 TRANSMISSIONS SHAFTS ETC	53	221	136	285 ALUMINIUM ORE,CONCTR.ETC	462	57	36
749 NON-ELECT MACH.PARTS,ETC	43	179	114	291 CRUDE ANIMAL MATERLS,NES	384	194	117
751 OFFICE MACHINES	56	220	147	292 CRUDE VEG.MATERIALS, NES	607	707	428
752 AUTOMATC.DATA PROC.EQUIP	23	909	576	334 PETROLEUM PRODUCTS	3 895	913	555
759 PARTS,FOR OFFICE MACHINS	7	114	71	335 RESIDUAL PETROL. PRODUCTS	594	93	58
764 TELECOMM.EQUIP.PARTS NES	985	37 391	23 213	431 ANIMAL,VEG.FATS,OILS,NES	201	55	31
771 ELECT POWER MACHNY,PARTS	103	1 409	889	512 ALCOHOL,PHENOL,ETC,DERIV	742	339	212
772 ELEC.SWITCH.RELAY,CIRCUT	702	2 538	1 549	513 CARBOXYLIC ACIDS,DERIVTS	9 687	1 631	1 019
773 ELECTR.DISTRIBT.EQPT NES	3 022	6 095	3 678	514 NITROGEN-FUNCT.COMPOUNDS	1 360	1 717	1 047
774 ELECTRO-MEDCL,XRAY EQUIP	11	374	235	515 ORGANO-INORGANIC COMPNDS	1 750	9 787	5 873
775 DOM.ELEC, NON-ELEC, EQUIPT	121	228	144	516 OTHER ORGANIC CHEMICALS	1 838	781	487
778 ELECTRIC.MACH. APPART NES	578	889	545	522 INORGANIC CHEM.ELEMENTS	1 409	548	334
781 PASS.MOTOR VEHCLS.EX.BUS	1 188	3 872	2 394	523 METAL.SALTS,INORGAN.ACID	30 038	2 077	1 281
782 GOODS,SPCL TRANSPORT VEH	1 047	985	595	525 RADIO-ACTIVE MATERIALS		52	33
783 ROAD MOTOR VEHICLES NES	280	238	141	531 SYNTH.COLOURS,LAKES,ETC.	3 408	8 235	5 124
784 PARTS,TRACTORS,MOTOR VEH	1 136	4 298	2 645				
786 TRAILERS,SEMI-TRAILR,ETC	59	88	53				
813 LIGHTNG FIXTURES ETC,NES	17	73	44				

7 IMPORTS AND EXPORTS (SPECIAL TRADE) BY COUNTRIES OF PRODUCTION AND CONSUMPTION AND BY GROUPS OF THE SITC-REV. III 1990

GROUP DESCRIPTION	DT = 100 KG	1 000 DM	1 000 \$	GROUP DESCRIPTION	DT = 100 KG	1 000 DM	1 000 \$
532 DYEING, TANNING MATERIALS	4 626	1 440	891	893 ARTICLES, NES, OF PLASTICS	444	596	370
533 PIGMENTS, PAINTS, ETC	3 725	2 664	1 673	894 BABY CARRIAGE, TOYS, GAMES	57	818	544
541 MEDICINES, ETC. EXC. GRP542	317	4 108	2 541	895 OFFICE, STATIONERY SUPPLS	382	994	632
542 MEDICAMENTS	428	2 375	1 472	896 WORKS OF ART, ANTIQUE ETC	1	140	85
551 ESSENTIAL OIL, PERFUME, FLAVR	66	353	220	897 GOLD, SILVERWARE, JEWEL NES		118	74
553 PERFUMERY, COSMETICS, ETC.	157	514	317	898 MUSICAL INSTRUMENTS, ETC.	33	155	94
554 SOAP, CLEANERS, POLISH, ETC	7 671	2 884	1 785	899 MISC MANUFACTURED GOODS NES	84	273	168
562 FERTILIZER, EXCEPT GRP272	70 610	1 548	977				
571 POLYMERS OF ETHYLENE	313	67	45	ARGENTINA			
572 POLYMERS OF STYRENE	785	265	165				
573 POLYMERS, VINYL CHLORIDE	2 624	923	570	IMPORTS	24 170 825	1 949 988	1 217 742
574 POLYACETAL, POLYCARBONATE	449	257	163				
575 OTH. PLASTIC, PRIMARY FORM	15 048	7 006	4 375	001 LIVE ANIMALS	397	752	456
581 PLASTIC TUBE, PIPE, HOSE	32	72	45	011 BOVINE MEAT	340 340	438 785	273 710
582 PLASTIC PLATE, SHEETS, ETC	436	421	263	012 OTHER MEAT, MEAT OFFAL	84 868	47 267	29 638
591 INSECTICIDES, ETC.	2 208	4 920	3 110	017 MEAT, OFFAL, PRPD, PRSD, NES	91 539	52 368	32 579
592 STARCHES, INULIN, ETC.	468	299	182	022 MILK AND CREAM	200	47	30
597 PREPARED ADDITIVES, LIQUIDS	7 777	2 319	1 428	024 CHEESE AND CURD	112	61	40
598 MISC. CHEMICAL PRODS. NES	7 078	4 177	2 595	034 FISH, FRESH, CHILLED, FROZEN	114 357	32 015	20 260
611 LEATHER	26	139	92	036 CRUSTACEANS, MOLLUSCS ETC	456	93	59
613 FURSKINS, TANNED, DRESSED	13	73	47	037 FISH ETC. PREP, PRSD, NES	118	253	158
625 RUBBER TYRES, TUBES, ETC.	445	374	233	043 BARLEY, UNMILLED	2 996	98	58
629 ARTICLES OF RUBBER, NES	394	1 039	652	044 MAIZE UNMILLED	1 226 928	31 988	20 445
635 WOOD MANUFACTURES, NES	45	78	49	045 OTHER CEREALS, UNMILLED	147 929	5 141	3 234
641 PAPER AND PAPERBOARD	1 384	656	409	054 VEGETABLES	138 109	14 443	8 797
642 PAPER, PAPERBOARD, CUT ETC	542	354	223	056 VEGETABLES, PRPD, PRSD, NES	436	268	171
651 TEXTILE YARN	233	312	198	057 FRUIT, NUTS EXCL. OIL NUTS	745 579	105 579	63 738
652 COTTON FABRICS, WOVEN	115	291	183	058 FRUIT, PRESERVED, PREPARED	18 663	2 550	1 595
653 FABRICS, MAN-MADE FIBRES	50	192	122	059 FRUIT, VEGETABLE JUICES	96 724	29 059	18 063
657 SPECIAL YARN, TEXTILE FABRIC	656	1 060	664	061 SUGARS, MOLASSES, HONEY	113 227	16 990	10 525
658 TEXTILE ARTICLES NES	14	53	32	062 SUGAR CONFECTIONERY	298	156	101
662 CLAY, REFRACT. CONSTR. MATRL	7 456	842	510	071 COFFEE, COFFEE SUBSTITUTE	403	99	59
663 MINERAL MANUFACTURES, NES	423	388	236	074 TEA AND MATE	16 532	4 190	2 600
664 GLASS	428	98	58	075 SPICES	738	344	216
665 GLASSWARE	247	216	132	081 ANIMAL FEED STUFF	9 700 860	293 428	184 368
674 FLAT-ROLLED PLATED IRON	2 664	382	245	088 EDIBLE PROD. PREPRTNS, NES	1 113	381	231
675 FLAT-ROLLED, ALLOY STEEL	2 858	1 004	620	012 ALCOHOLIC BEVERAGES	5 792	1 739	1 075
678 WIRE OF IRON OR STEEL	87	180	124	121 TOBACCO, UNMANUFACTURED	47 677	22 989	14 323
679 TUBES, PIPES, ETC. IRON, STL	208	93	57	211 HIDES, SKINS (EX. FURS), RAW	374	192	116
682 COPPER	97	116	72	222 OILSEED (SFT. FIX VEG. OIL)	7 421 496	317 390	201 510
684 ALUMINIUM	101	130	79	223 OILSEED (OTH. FIX. VEG. OIL)	1 677	189	113
692 CONTAINERS, STORAGE, TRNSP	72	68	43	232 SYNTHETIC RUBBER, ETC.	25 328	3 355	2 065
693 WIRE PRODUCTS EXCL. ELECT	227	156	93	245 FUEL WOOD, WOOD CHARCOAL	75 901	4 834	2 920
694 NAILS, SCREWS, NUTS, ETC.	114	119	71	248 WOOD, SIMPLY WORKED	46 715	1 652	1 033
695 TOOLS	271	877	539	251 PULP AND WASTE PAPER	22 839	2 697	1 625
699 MANUFACT. BASE METAL, NES	724	524	330	263 COTTON	299 147	72 093	44 942
713 INTRNL COMBUS PSTN ENGIN	566	1 999	1 234	268 WOOL, OTHER ANIMAL HAIR	56 407	38 577	23 494
716 ROTATING ELECTRIC PLANT	96	229	134	288 NON-FERROUS WASTE, SCRAP	982	282	180
721 AGRIC. MACHINES, EX. TRACTR	632	656	416	289 PREC. METAL DRES. CONCRTS		264	178
722 TRACTORS	8 113	6 375	3 967	291 CRUDE ANIMAL MATERIALS, NES	93 853	12 524	7 746
723 CIVIL ENGINEERING EQUIP	331	565	348	292 CRUDE VEG. MATERIALS, NES	37 751	16 014	9 898
724 TEXTILE, LEATHER MACHINES	1 482	6 624	4 116	325 COKE, SEMI-COKE, RET. CARBN	23 716	307	183
725 PAPER, PULP MILL MACHINES	118	296	182	334 PETROLEUM PRODUCTS	310 350	14 849	9 518
726 PRINTING, BOOKBINDING MACHS	159	1 277	826	335 RESIDUAL PETROL. PRODUCTS	591 914	10 861	6 721
727 FOOD-PROCESS. MCH. NON DOM	62	751	458	411 ANIMAL OILS AND FATS	776	155	96
728 OTH. MACH. PTS. SPCL INDUST	187	1 084	707	421 FIXED VEG. FAT, OILS, SOFT	250 797	24 298	15 174
731 METAL REMOVAL WORK TOOLS	125	55	34	422 FIXED VEG. FAT, OILS, OTHER	259 258	30 760	18 829
735 PARTS, NES, FOR MACH-TOOLS	18	68	41	431 ANIMAL, VEG. FATS, OILS, NES	29 969	1 698	1 009
741 HEATING, COOLING EQUIP, PART				511 HYDROCARBONS, NES, DERIVTS	71 144	7 158	4 438
742 PUMPS FOR LIQUIDS, PARTS	148	684	421	512 ALCOHOL, PHENOL, ETC. DERIV	8 630	718	422
743 PUMPS NES, CENTRIFUGS ETC	118	1 080	646	513 CARBOXYLIC ACIDS, DERIVTS	4 661	2 120	1 322
744 MECHANICAL HANDLING EQUIP	562	641	389	514 NITROGEN-FUNCT. COMPOUNDS	25 949	3 701	2 244
745 OTH. NONELEC MCH. TOOL, NES	202	1 222	768	515 ORGANIC-INORGANIC COMPNDS	11	248	147
746 BALL OR ROLLER BEARINGS	45	121	74	516 OTHER ORGANIC CHEMICALS	9 416	2 653	1 697
747 TAPS, COCKS, VALVES, ETC.	29	234	143	522 INORGANIC CHEM. ELEMENTS	22 259	3 415	2 096
748 TRANSMISSIONS SHAFTS ETC	272	775	479	523 METAL, SALTS, INORGAN. ACID	400	104	62
749 NON-ELECT MACH. PARTS, ETC	94	386	243	524 OTHER CHEMICAL COMPOUNDS	2 426	544	331
751 OFFICE MACHINES	20	77	46	531 SYNTH. COLOURS, LAKES, ETC.	2 798	1 149	739
752 AUTOMATC. DATA PROC. EQUIP	7	156	97	532 DYEING, TANNING MATERIALS	6 629	1 179	727
759 PARTS, FOR OFFICE MACHINES		53	33	541 MEDICINES, ETC. EXC. GRP542	265	4 274	2 628
762 RADIO-BROADCAST RECEIVER	3	46	31	551 ESSENTIAL OIL, PERFUME, FLAVR	1 027	1 310	813
764 TELECOMM. EQUIP. PARTS NES	723	9 828	5 871	571 POLYMERS OF ETHYLENE	40 774	5 514	3 506
771 ELECT POWER MACHNY. PARTS	142	422	258	572 POLYMERS OF STYRENE	1 214	243	147
772 ELECT. SWITCH, RELAY, CIRCUIT	227	820	526	573 POLYMERS, VINYL CHLORIDE	10 434	1 180	725
773 ELECTR. DISTRIB. EQUIP NES	84	194	120	574 POLYACETAL, POLYCARBONATE	243	65	43
774 ELECTRO-MEDCL. XRAY EQUIP	12	564	345	575 OTH. PLASTIC, PRIMARY FORM	516	150	93
775 DOM. ELEC. NON-ELEC. EQUIP	188	491	307	592 STARCHES, INULIN, ETC.	328	195	116
776 TRANSISTORS, VALVES, ETC.	470	555	331	598 MISC. CHEMICAL PRODS. NES	23 828	3 087	1 925
778 ELECTRIC MACH. APPART. NES	258	1 289	802	611 LEATHER	11 774	30 588	19 217
781 PASS. MOTOR VEHCLS. EX. BUS	1 703	6 335	3 971	612 MANUFACT. LEATHER ETC. NES	1 122	4 880	3 039
784 PARTS, TRACTORS, MOTOR VEH	2 255	4 766	2 921	613 FURSKINS, TANNED, DRESSED	522	5 232	3 202
785 CYCLES, MOTORCYCLES ETC.	87	76	46	625 RUBBER TYRES, TUBES, ETC.	3 486	1 768	1 117
786 TRAILERS, SEMI-TRAILER, ETC	124	74	44	629 ARTICLES OF RUBBER, NES	53	48	30
793 SHIP, BOAT, FLOAT, STRUCTRS	52	295	179	634 VENEERS, PLYWOOD, ETC.	10 497	511	333
813 LIGHTING FIXTURES ETC. NES	13	79	48	635 WOOD MANUFACTURES, NES	490	69	42
821 FURNITURE, CUSHIONS, ETC.	101	226	143	641 PAPER AND PAPERBOARD	20 917	2 683	1 640
842 WOMEN, GIRL CLOTHING, KNIT	6	78	40	642 PAPER, PAPERBOARD, CUT ETC	11 200	1 653	1 006
845 OTHR. TEXTILE APPAREL, NES	4	60	36	651 TEXTILE YARN	13 825	8 234	4 993
846 CLOTHING ACCESSRS, FABRIC	32	141	85	652 COTTON FABRICS, WOVEN	4 607	3 169	1 977
851 FOOTWEAR	64	88	53	653 FABRICS, MAN-MADE FIBRES	356	139	87
871 OPTICAL INSTRUMENTS, NES	5	129	76	655 KNIT, CROCHET, FABRIC NES	29	69	43
872 MEDICAL INSTRUMENTS NES	224	967	602	657 SPECIAL YARN, TEXTILE FABRIC	154	512	327
873 METERS, COUNTERS, NES	1	50	32	658 TEXTILE ARTICLES NES	1 139	540	339
874 MEASURE, CONTROL INSTRMNT	114	1 647	1 001	661 LIME, CEMENT, CONSTR. MATRL	1 259	238	148
881 PHOTOGRAPH APPAR. ETC. NES	20	116	75	662 CLAY, REFRCT. CONSTR. MATRL	165 963	13 116	8 260
882 PHOTO. CINEMATOGPH. SUPPL	110	132	79	663 MINERAL MANUFACTURES, NES	272	96	63
884 OPTICAL GOODS NES		149	94	666 POTTERY	86	206	125
891 ARMS AND AMMUNITION	18	118	75	667 PEARLS, PRECIOUS STONES			
892 PRINTED MATTER	204	270	173	671 PIG IRON, SPIEGELEISN, ETC	1 835	243	159

7 IMPORTS AND EXPORTS (SPECIAL TRADE) BY COUNTRIES OF PRODUCTION AND CONSUMPTION AND BY GROUPS OF THE SITC-REV. III 1990

GROUP DESCRIPTION	DT = 100 KG	1 000 DM	1 000 \$	GROUP DESCRIPTION	DT = 100 KG	1 000 DM	1 000 \$
672 INGOTS ETC. IRON OR STEEL	103 984	5 266	3 089	554 SOAP, CLEANERS, POLISH, ETC	20 434	6 172	3 865
673 FLAT-ROLLED IRON ETC.	176 449	12 717	7 722	562 FERTILIZER, EXCEPT GRP272	2 166	207	126
674 FLAT-ROLLED PLATED IRON	118 913	11 970	7 481	571 POLYMERS OF ETHYLENE	21 192	4 414	2 750
676 IRON, STL. BAR, SHAPES ETC.	623 163	34 322	21 186	572 POLYMERS OF STYRENE	2 051	874	560
678 WIRE OF IRON OR STEEL	9 663	812	525	573 POLYMERS, VINYL CHLORIDE	12 155	2 907	1 818
679 TUBES, PIPES, ETC. IRON, STL	24 310	1 853	1 225	574 POLYACETAL, POLYCARBONATE	7 388	3 589	2 251
681 SILVER, PLATINUM, ETC.	2	57	36	575 OTH. PLASTIC, PRIMARY FORM	38 759	21 399	13 462
682 COPPER	709	323	212	579 PLASTIC WASTE, SCRAP ETC	502	132	86
684 ALUMINIUM	148 990	49 680	30 840	581 PLASTIC TUBE, PIPE, HOSE	246	594	370
686 ZINC	5 096	1 356	816	582 PLASTIC PLATE, SHEETS, ETC	3 990	3 612	2 258
687 TIN	50	53	31	591 INSECTICIDES, ETC.	7 764	13 276	8 402
691 METALLIC STRUCTURES NES	2 831	449	294	592 STARCHES, INULIN, ETC.	730	343	211
695 TOOLS	31	235	148	597 PREPRED ADDITIVES, LIQUIDS	8 735	3 135	1 959
696 CUTLERY	67	105	67	598 MISC. CHEMICAL PRODS. NES	29 914	14 042	8 748
699 MANUFACT. BASE METAL, NES	108	73	46	600 CPL IND PLANT CHAP 69-76	806	10 372	6 387
713 INTRNL COMBUS PSTN ENGIN	5 365	3 079	1 921	611 LEATHER	18	82	55
716 ROTATING ELECTRIC PLANT	1	81	48	612 MANUFACT. LEATHER ETC. NES	6	77	48
724 TEXTILE, LEATHER MACHINES	39	129	76	613 FURSKINS, TANNED, DRESSED	9	289	181
725 PAPER, PULP MILL MACHINES	55	94	56	621 MATERIALS OF RUBBER	175	647	407
731 METAL REMOVAL WORK TOOLS	69	114	73	625 RUBBER TYRES, TUBES, ETC.	803	219	140
733 MACH-TOOLS, METAL-WORKING	315	388	238	629 ARTICLES OF RUBBER, NES	957	2 326	1 446
745 OTH. NONELEC MCH, TOOL, NES	140	1 392	906	641 PAPER AND PAPERBOARD	4 388	2 489	1 553
746 BALL OR ROLLER BEARINGS	65	148	85	642 PAPER, PAPERBOARD, CUT ETC	1 043	1 002	628
747 TAPS, COCKS, VALVES, ETC.	146	584	366	651 TEXTILE YARN	1 491	2 350	1 464
748 TRANSMISSIONS SHAFTS ETC.	2 814	2 611	1 599	652 COTTON FABRICS, WOVEN	69	236	154
752 AUTOMATC. DATA PROC. EQUIP	78	585	379	653 FABRICS, MAN-MADE FIBRES	189	677	423
759 PARTS, FOR OFFICE MACHINS	33	1 524	955	654 OTH. TEXTILE FABRIC, WOVEN	11	51	32
764 TELECOMM. EQUIP. PARTS NES	12	768	505	655 KNIT, CROCHET, FABRIC NES	51	132	83
771 ELECT POWER MACHNY. PARTS	43	142	85	656 TULLE, LACE, EMBROIDRY, ETC	39	228	150
772 ELEC. SWITCH, RELAY, CIRCUIT	202	1 040	642	657 SPECIAL YARN, TXTL. FABRIC	978	2 574	1 576
776 TRANSISTORS, VALVES, ETC.	2	57	37	658 TEXTILE ARTICLES NES	1 461	265	160
778 ELECTRIC MACH. APPART. NES	329	1 042	645	659 FLOOR COVERINGS, ETC.	21	87	54
781 PASS. MOTOR VEHCLS. EX. BUS	490	657	401	661 LIME, CEMENT, CONSTR. MATRL	2 002	56	33
784 PARTS, TRACTORS, MOTOR VEH	2 720	1 195	724	662 CLAY, REFRACT. CONSTR. MATRL	28 509	12 066	7 585
785 CYCLES, MOTORCYCLES ETC.	132	103	62	663 MINERAL MANUFACTURES, NES	6 980	9 168	5 644
813 LIGHTING FIXTURES ETC. NES	340	125	75	664 GLASS	2 997	1 450	914
821 FURNITURE, CUSHIONS, ETC.	2 421	9 974	6 181	665 GLASSWARE	466	424	270
831 TRUNK, SUIT-CASES, BAG, ETC	285	1 857	1 159	667 PEARLS, PRECIOUS STONES			
841 MENS. BOYS CLOTHING, X-KNIT	3 792	5 870	3 681	671 PIG IRON, SPIEGELEISN, ETC	3 592	760	461
845 OTHR. TEXTILE APPAREL, NES	31	224	139	673 FLAT-ROLLED IRON ETC.	32 118	3 470	2 129
848 CLOTHING, NONTXL; HEADGEAR	1 507	9 006	5 752	674 FLAT-ROLLED PLATED IRON	17 545	3 550	2 150
851 FOOTWEAR	1 617	4 706	2 975	675 FLAT-ROLLED, ALLOY STEEL	20 935	6 365	3 904
874 MEASURE, CONTROL INSTRMNT	15	341	210	676 IRON, STL. BAR, SHAPES ETC.	5 849	2 265	1 406
881 PHOTOGRAPH APPAR. ETC. NES	1	50	37	678 WIRE OF IRON OR STEEL	363	518	315
885 WATCHES AND CLOCKS	582	1 694	1 057	679 TUBES, PIPES, ETC. IRON, STL	10 090	3 696	2 284
891 ARMS AND AMMUNITION	1 265	1 370	878	681 SILVER, PLATINUM, ETC.		107	65
892 PRINTED MATTER	17	67	39	682 COPPER	1 180	1 309	814
893 ARTICLES, NES, OF PLASTICS	114	63	39	683 NICKEL	165	881	539
894 BABY CARRIAGE, TOYS, GAMES	458	479	292	684 ALUMINIUM	1 105	1 585	1 000
896 WORKS OF ART, ANTIQUE ETC	12	1 815	1 160	689 MISC. NON-FERR. BASE METAL	17	166	100
897 GOLD, SILVERWARE, JEWEL NES	1	296	189	691 METALLIC STRUCTURES NES	35	128	85
899 MISC MANUFACTRD GOODS NES	27	210	133	692 CONTAINERS, STORAGE, TRNSP	313	420	261
				693 WIRE PRODUCTS EXCL. ELECT	238	380	230
				694 NAILS, SCREWS, NUTS, ETC.	235	610	379
EXPORTS	720 097	1 007 605	625 587	695 TOOLS	748	3 427	2 126
001 LIVE ANIMALS	35	173	111	696 CUTLERY	85	595	374
024 CHEESE AND CURD	195	158	103	697 HOUSEHOLD EQUIPMENT, NES	27	53	34
037 FISH ETC. PREPRED, PRSVD. NES	41	152	91	699 MANUFACT. BASE METAL, NES	1 841	3 977	2 465
044 MAIZE UNMILLED	102	73	47	700 CPL IND PLANT (84/85/87)	16 905	249 949	151 720
057 FRUIT, NUTS EXCL. DIL NUTS	65	59	36	711 STEAM GENER. BOILERS, ETC.	386	2 980	1 799
061 SUGARS, MOLASSES, HONEY	2 407	447	272	712 STEAM TURBINES	149	4 059	2 580
073 CHOCOLATE, OTH. COCOA PREP	216	133	88	713 INTRNL COMBUS PSTN ENGIN	3 582	12 708	7 958
075 SPICES	122	99	59	716 ROTATING ELECTRIC PLANT	1 030	4 900	3 007
081 ANIMAL FEED STUFF	1 146	402	251	718 OTH. POWR. GENRTNG. MACHNRY	140	936	577
098 EDIBLE PROD. PREPRTNS, NES	430	254	165	721 AGRIC. MACHINES, EX. TRACTR	71	233	152
112 ALCOHOLIC BEVERAGES	7 689	1 002	663	723 CIVIL ENGINEERING EQUIPT	823	1 651	1 085
122 TOBACCO, MANUFACTURED	449	564	349	724 TEXTILE, LEATHER MACHINES	11 156	45 502	27 906
212 FURSKINS, RAW	121	315	198	725 PAPER, PULP MILL MACHINES	1 164	5 898	3 534
232 SYNTHETIC RUBBER, ETC.	23 155	6 051	3 782	726 PRINTING, BOOKBINDING MACHS	748	2 509	1 586
247 WOOD ROUGH, ROUGH SQUARED	4 317	399	264	727 FOOD-PROCESS. MCH. NON DOM	2 075	4 823	3 039
251 PULP AND WASTE PAPER	2 524	586	360	728 OTH. MACH. PTS, SPCL INDUST	4 070	22 815	14 594
266 SYNTHETIC FIBRES	4 257	1 439	916	731 METAL REMOVAL WORK TOOLS	3 340	27 945	18 321
267 OTHER MAN-MADE FIBRES	1 627	711	452	733 MACH-TOOLS, METAL-WORKING	1 813	4 870	3 122
278 OTHER CRUDE MINERALS	7 303	1 211	764	735 PARTS, NES, FOR MACH-TOOLS	673	3 694	2 293
285 ALUMINIUM ORE, CONCTR. ETC	2 182	382	232	737 METALWORKING MACHNRY NES	1 951	3 989	2 516
288 NON-FERROUS WASTE, SCRAP	398	50	30	741 HEATING, COOLING EQUIP, PART			
292 CRUDE VEG. MATERIALS, NES	2 740	1 736	1 102	742 PUMPS FOR LIQUIDS, PARTS	1 373	7 632	4 744
334 PETROLEUM PRODUCTS	1 200	317	197	743 PUMPS NES, CENTRIFUGS ETC	1 760	8 547	5 251
335 RESIDUAL PETROL. PRODUCTS	6 588	1 149	725	744 MECHANICAL HANDLING EQUIP	3 864	6 560	4 181
411 ANIMAL OILS AND FATS	33	90	57	745 OTH. NONELEC MCH, TOOL, NES	2 187	9 440	5 924
422 FIXED VEG. FAT, OILS, OTHER	280	99	59	746 BALL OR ROLLER BEARINGS	2 569	7 575	4 720
431 ANIMAL, VEG. FATS, OILS, NES	1 086	200	132	747 TAPS, COCKS, VALVES, ETC.	386	3 393	2 091
511 HYDROCARBONS, NES, DERIVTS	31 016	3 090	1 877	748 TRANSMISSIONS SHAFTS ETC	1 857	7 172	4 453
512 ALCOHOL, PHENOL, ETC. DERIV	20 952	7 334	4 594	749 NON-ELECT MACH. PARTS, ETC	497	2 840	1 754
513 CARBOXYLIC ACIDS, DERIVTS	38 505	8 238	5 112	751 OFFICE MACHINES	356	1 395	843
514 NITROGEN-FUNCT. COMPOUNDS	19 088	26 303	16 299	752 AUTOMATC. DATA PROC. EQUIP	444	4 142	2 578
515 ORGANO-INORGANIC COMPNDS	14 913	30 379	19 139	759 PARTS, FOR OFFICE MACHINS	104	821	507
516 OTHER ORGANIC CHEMICALS	8 201	5 622	3 556	761 TELEVISION RECEIVERS ETC	69	251	162
522 INORGANIC CHEM. ELEMENTS	16 043	4 226	2 651	763 SOUND RECORDER, PHONOGRPH	6	338	208
523 METAL. SALTS, INORGAN. ACID	50 350	7 207	4 516	764 TELECOMM. EQUIP. PARTS NES	3 530	50 301	31 089
524 OTHER CHEMICAL COMPOUNDS	339	698	422	771 ELECT POWER MACHNY. PARTS	218	1 733	1 070
525 RADIO-ACTIVE MATERIALS	1	60	37	772 ELEC. SWITCH, RELAY, CIRCUIT	1 325	17 163	10 659
531 SYNTH. COLOURS, LAKES, ETC.	4 045	14 072	8 876	773 ELECTR. DISTRIB. EQPT NES	1 280	1 955	1 215
532 DYEING, TANNING MATERIALS	1 823	796	483	774 ELECTRO-MECL. XRAY EQUIP	253	3 387	2 083
533 PIGMENTS, PAINTS, ETC.	14 227	8 602	5 392	775 DOM. ELEC. NON-ELEC. EQUIPT	142	523	331
541 MEDICINES, ETC. EXC. GRP542	1 304	18 926	11 763	776 TRANSISTORS, VALVES, ETC.	132	9 148	5 636
542 MEDICAMENTS	1 842	6 428	4 030	778 ELECTRIC MACH. APPART. NES	11 285	11 713	7 357
551 ESSNTL. OIL, PERFUME, FLAVR	250	974	606	781 PASS. MOTOR VEHCLS. EX. BUS	5 578	22 883	14 331
553 PERFUMERY, COSMETICS, ETC.	54	258	164	784 PARTS, TRACTORS, MOTOR VEH	8 310	16 231	10 202

7 IMPORTS AND EXPORTS (SPECIAL TRADE) BY COUNTRIES OF PRODUCTION AND CONSUMPTION AND BY GROUPS OF THE SITC-REV. III 1990

GROUP DESCRIPTION	DT = 100 KG	1 000 DM	1 000 \$	GROUP DESCRIPTION	DT = 100 KG	1 000 DM	1 000 \$
785 CYCLES, MOTORCYCLES ETC.	51	117	71	034 FISH, FRESH, CHILLED, FROZEN	239	101	61
786 TRAILERS, SEMI-TRAILER, ETC.	189	284	170	036 CRUSTACEANS, MOLLUSCS ETC.	191	113	72
792 AIRCRAFT, ASSOC'D. EQUIPNT	149	1 312	804	042 RICE	314	54	34
800 CPL IND PLANT CHAP 90/94	690	14 643	9 261	043 BARLEY, UNMILLED	160 228	1 803	1 212
812 PLUMBING, SANITARY, ETC. ETC.	45	227	137	048 CEREAL PREPARATIONS	5 633	3 697	2 320
813 LIGHTING FIXTURES ETC. NES	35	239	157	054 VEGETABLES	6 261	628	373
821 FURNITURE, CUSHIONS, ETC.	377	375	244	057 FRUIT, NUTS EXCL. OIL NUTS	164	133	79
842 WOMEN, GIRL CLOTHING, KNIT	2	84	34	058 FRUIT, PRESERVED, PREPARED	320	157	104
848 CLOTHING, NONTEXTILE, HEADGEAR	15	686	420	061 SUGARS, MOLASSES, HONEY	128 252	8 381	5 200
851 FOOTWEAR	43	86	51	062 SUGAR CONFECTIONERY	658	303	184
871 OPTICAL INSTRUMENTS, NES	35	1 985	1 297	071 COFFEE, COFFEE SUBSTITUTE	1 190	1 041	648
872 MEDICAL INSTRUMENTS, NES	333	3 155	2 000	072 COCOA	404	99	62
873 METERS, COUNTERS, NES	44	698	448	079 CHOCOLATE, OTH. COCOA PREP	578	359	233
874 MEASURE, CONTROL INSTRMNT	811	25 571	16 131	081 ANIMAL FEED STUFF	29 722	1 778	1 121
881 PHOTOGRAPH APPAR. ETC. NES	224	2 388	1 541	091 MARGARINE AND SHORTENING	1 305	124	78
882 PHOTO. CINEMATOGRAPH. SUPPL	6 494	7 203	4 506	098 EDIBLE PROD. PREPRTNS, NES	4 099	4 019	2 463
884 OPTICAL GOODS NES	7	797	494	111 NON-ALCOHOL. BEVERAGE, NES	2 196	202	124
885 WATCHES AND CLOCKS	183	2 414	1 521	112 ALCOHOLIC BEVERAGES	1 433	451	284
891 ARMS AND AMMUNITION	26	403	251	122 TOBACCO, MANUFACTURED	11 570	12 710	8 173
892 PRINTED MATTER	2 694	3 435	2 138	232 SYNTHETIC RUBBER, ETC.	1 287	260	165
893 ARTICLES, NES, OF PLASTICS	6 307	5 832	3 794	236 SYNTHETIC FIBRES	573	180	112
894 BABY CARRIAGE, TOYS, GAMES	419	843	545	269 WORN CLOTHING, TEXTILE, ARTL	1 565	393	242
895 OFFICE, STATIONERY SUPPLS	571	2 467	1 562	278 OTHER CRUDE MINERALS	3 737	129	82
896 WORKS OF ART, ANTIQUE ETC		89	54	288 NON-FERROUS WASTE, SCRAP	421	61	36
897 GOLD, SILVERWARE, JEWEL NES		711	451	291 CRUDE ANIMAL MATERIALS, NES	334	317	190
898 MUSICAL INSTRUMENTS, ETC.	473	1 706	1 059	292 CRUDE VEG. MATERIALS, NES	84	92	56
899 MISC MANUFACTRD GOODS NES	444	4 050	2 550	322 BRIQUETTES, LIGNITE, PEAT	27 521	717	447
941 COMPL IND PLANT CHAPT 98	58	155	93	334 PETROLEUM PRODUCTS	3 764	595	366
FALKLAND IS				335 RESIDUAL PETROL. PRODUCTS	1 104	140	88
IMPORTS	2 561	2 562	1 535	431 ANIMAL, VEG. FATS, OILS, NES	4 190	712	439
268 WOOL, OTHER ANIMAL HAIR	2 561	2 560	1 534	511 HYDROCARBONS, NES, DERIVTS	1 598	253	152
EXPORTS	729	422	277	512 ALCOHOL, PHENOL, ETC. DERIV	1 104	172	104
335 RESIDUAL PETROL. PRODUCTS	482	93	62	513 CARBOXYLIC ACIDS, DERIVTS	1 830	694	435
723 CIVIL ENGINEERING EQUIPT	42	137	90	514 NITROGEN-FUNCT. COMPOUNDS	376	344	208
725 PAPER, PULP MILL MACHINES	33	68	46	515 ORGANO-INORGANIC COMPNDS	162	209	130
774 ELECTRO-MEDCL, XRAY EQUIP	5	59	38	516 OTHER ORGANIC CHEMICALS	341	179	114
CYPRUS				522 INORGANIC CHEM. ELEMENTS	6 380	685	417
IMPORTS	1 110 530	125 520	77 240	523 METAL. SALTS, INORGAN. ACID	30 215	2 484	1 542
024 CHEESE AND CURD	975	650	415	524 OTHER CHEMICAL COMPOUNDS	47	82	49
037 FISH ETC. PREPD, PRSVD. NES	147	66	41	531 SYNTH. COLOURS, LAKES, ETC.	459	1 024	630
054 VEGETABLES	425 917	31 919	19 197	532 DYEING, TANNING MATERIALS	101	51	30
057 FRUIT, NUTS EXCL. OIL NUTS	220 717	20 468	12 449	533 PIGMENTS, PAINTS, ETC.	4 127	2 767	1 702
058 FRUIT, PRESERVED, PREPARED	2 079	330	209	541 MEDICINES, ETC. EXC. GRP542	413	1 303	807
059 FRUIT, VEGETABLE JUICES	15 129	4 162	2 554	542 MEDICAMENTS	2 523	7 314	4 541
112 ALCOHOLIC BEVERAGES	273 740	11 665	7 610	551 ESSNTL. OIL, PERFUME, FLAVR	404	1 404	875
211 HIDES, SKINS (EX. FURS), RAW	358	739	456	553 PERFUMERY, COSMETICS, ETC.	1 232	1 671	1 030
278 OTHER CRUDE MINERALS	1 066	63	39	554 SOAP, CLEANERS, POLISH, ETC	19 996	5 077	3 178
283 COPPER ORES, CONCENTRATES	10 800	1 286	788	562 FERTILIZER, EXCEPT GRP272	2 739	148	91
288 NON-FERROUS WASTE, SCRAP	4 065	1 610	989	571 POLYMERS OF ETHYLENE	5 853	916	550
515 ORGANO-INORGANIC COMPNDS	6	147	90	572 POLYMERS OF STYRENE	923	422	257
541 MEDICINES, ETC. EXC. GRP542	6	61	38	573 POLYMERS, VINYL CHLORIDE	657	310	188
551 ESSNTL. OIL, PERFUME, FLAVR	507	145	95	574 POLYACETAL, POLYCARBONATE	1 689	941	575
611 LEATHER	76	78	47	575 OTH. PLASTIC, PRIMARY FORM	5 190	2 616	1 613
625 RUBBER TYRES, TUBES, ETC.	104	50	30	581 PLASTIC TUBE, PIPE, HOSE	353	513	312
642 PAPER, PAPERBOARD, CUT ETC	62	88	52	582 PLASTIC PLATE, SHEETS, ETC	3 352	3 072	1 892
651 TEXTILE YARN	123	54	35	583 MONOFILAMENT OF PLASTICS	102	97	61
653 FABRICS, MAN-MADE FIBRES	134	172	103	591 INSECTICIDES, ETC.	930	1 370	851
655 KNIT, CROCHET, FABRIC NES	121	101	60	592 STARCHES, INULIN, ETC.	7 920	1 411	875
658 TEXTILE ARTICLES NES	7 182	9 845	6 108	593 EXPLOSIVES, PYROTECHNICS	171	237	146
674 FLAT-ROLLED PLATED IRON	541	60	37	597 PREP'D ADDITIVES, LIQUIDS	1 781	948	579
676 IRON, STL. BAR, SHAPES ETC.	722	61	38	598 MISC. CHEMICAL PRODTS. NES	6 664	3 144	1 945
683 NICKEL	50	92	60	611 LEATHER	62	55	33
713 INTRNL COMBUS PSTN ENGIN	599	369	228	612 MANUFACT. LEATHER ETC. NES	8	52	33
714 ENGINES, MOTORS NON-ELECT	6	908	610	621 MATERIALS OF RUBBER	195	199	120
741 HEATING, COOLING EQUIP, PART	6	97	61	625 RUBBER TYRES, TUBES, ETC.	1 990	1 540	953
743 PUMPS NES, CENTRIFUGS ETC	875	696	437	629 ARTICLES OF RUBBER, NES	789	715	442
745 OTH. NONELEC MCH, TOOL, NES	20	127	77	634 VENEERS, PLYWOOD, ETC.	3 293	1 251	769
748 TRANSMISSIONS SHAFTS ETC	59	151	96	635 WOOD MANUFACTURES, NES	336	175	109
759 PARTS, FOR OFFICE MACHINS	7	195	123	641 PAPER AND PAPERBOARD	60 189	9 992	6 177
764 TELECOMM. EQUIP, PARTS NES		64	39	642 PAPER, PAPERBOARD, CUT ETC	19 388	6 228	3 853
776 TRANSISTORS, VALVES, ETC.	3	85	55	651 TEXTILE YARN	739	1 907	1 181
778 ELECTRIC MACH. APPART. NES	98	268	163	653 FABRICS, MAN-MADE FIBRES	3 722	8 053	4 958
781 PASS. MOTOR VEHCLS. EX. BUS	39	149	92	654 OTH. TEXTILE FABRIC, WOVEN	2 390	8 821	5 455
792 AIRCRAFT, ASSOC'D. EQUIPNT		888	562	655 KNIT, CROCHET, FABRIC NES	212	899	549
793 SHIP, BOAT, FLOAT, STRUCTRS	136 876	7 124	4 251	656 TULLE, LACE, EMBROIDRY, ETC	347	1 316	791
821 FURNITURE, CUSHIONS, ETC.	194	193	123	657 SPECIAL YARN, TEXT. FABRIC	50	326	207
831 TRUNK, SUIT-CASES, BAG, ETC	58	46	32	658 TEXTILE ARTICLES NES	2 975	2 654	1 652
841 MENS, BOYS CLOTHING, X-KNIT	2 172	6 670	4 114	659 FLOOR COVERINGS, ETC.	765	1 473	926
842 WOMEN, GIRL CLOTHING, X-KNIT	1 534	13 802	8 621	662 CLAY, REFRCT. CONSTR. MATRL	298	337	205
843 MENS, BOYS CLOTHING, KNIT	165	813	500	663 MINERAL MANUFACTURES, NES	16 241	1 800	1 107
844 WOMEN, GIRLS CLOTHING, KNIT	277	1 515	954	664 GLASS	9 802	1 449	894
845 OTHR. TEXTILE APPAREL, NES	632	2 954	1 772	665 GLASSWARE	8 516	1 152	707
851 FOOTWEAR	90	415	256	666 POTTERY	1 231	605	370
874 MEASURE, CONTROL INSTRMNT	1	933	565	667 PEARLS, PRECIOUS STONES	886	1 273	775
896 WORKS OF ART, ANTIQUE ETC		388	239	673 FLAT-ROLLED IRON ETC.			
EXPORTS	938 629	418 160	258 448	674 FLAT-ROLLED PLATED IRON	1 547	183	116
022 MILK AND CREAM	786	182	115	675 FLAT-ROLLED, ALLOY STEEL	13 603	1 735	1 060
023 BUTTER, OTHER FAT OF MILK	795	286	172	676 IRON, STL. BAR, SHAPES ETC.	667	206	122
024 CHEESE AND CURD	5 866	3 025	1 904	677 WIRE OF IRON OR STEEL	11 129	970	605
				678 TUBES, PIPES, ETC. IRON, STL	932	131	84
				679 SILVER, PLATINUM, ETC.	1 439	369	227
				682 COPPER	1 137	1 064	661
				683 NICKEL	178	258	155
				684 ALUMINIUM	1 134	1 171	711
				691 METALLIC STRUCTURES NES	956	824	520
				692 CONTAINERS, STORAGE, TRNSP	446	607	375
				693 WIRE PRODUCTS EXCL. ELECT	530	211	125
				694 NAILS, SCREWS, NUTS, ETC.	667	519	320

7 IMPORTS AND EXPORTS (SPECIAL TRADE) BY COUNTRIES OF PRODUCTION AND CONSUMPTION AND BY GROUPS OF THE SITC-REV. III 1990

GROUP DESCRIPTION	DT = 100 KG	1 000 DM	1 000 \$	GROUP DESCRIPTION	DT = 100 KG	1 000 DM	1 000 \$
695 TOOLS	1 331	2 572	1 589	658 TEXTILE ARTICLES NES	9	102	61
696 CUTLERY	360	1 838	1 146	663 MINERAL MANUFACTURES,NES	390	66	44
697 HOUSEHOLD EQUIPMENT,NES	1 482	1 890	1 167	667 PEARLS,PRECIOUS STONES	-	-	-
699 MANUFACTS.BASE METAL,NES	2 988	3 385	2 089	684 ALUMINIUM	182	87	52
711 STEAM GENER.BUILDERS,ETC.	450	228	137	685 LEAD	1 095	146	88
712 STEAM TURBINES	2	75	50	696 CUTLERY	99	1 079	674
713 INTRNL COMBUS PSTN ENGIN	1 944	4 321	2 682	699 MANUFACTS.BASE METAL,NES	666	351	212
714 ENGINES,MOTORS NON-ELECT	3	713	427	713 INTRNL COMBUS PSTN ENGIN	44	74	45
716 ROTATING ELECTRIC PLANT	213	548	332	771 ELECT POWER MACHNY,PARTS	45	253	149
718 OTH.POWR.GENRTNG.MACHNRY	14	138	85	778 ELECTRIC MACH.APPART,NES	171	205	122
721 AGRIC.MACHINES,EX.TRACTR	388	839	509	821 FURNITURE,CUSHIONS,ETC.	114	183	116
722 TRACTORS	133	49	32	841 MENS,BOYS CLOTHNG,X-KNIT	39	135	88
723 CIVIL ENGINEERING EQUIPT	1 461	1 517	954	842 WOMEN,GIRL CLOTHNG,XKNIT	18	69	46
724 TEXTILE,LEATHER MACHINES	1 342	7 853	4 821	843 MENS,BOYS CLOTHING,KNIT	46	192	122
725 PAPER,PULP MILL MACHINES	84	244	152	844 WOMEN,GIRLS CLOTHNG,KNIT	72	287	174
726 PRINTNG,BOOKBINDNG MACHS	633	3 123	1 868	845 OTHR.TEXTILE APPAREL,NES	260	1 160	707
727 FOOD-PROCESS.MCH.NON DOM	99	618	373	848 CLOTHNG,NONTXTL;HEADGEAR	10	61	42
728 OTH.MACH,PTS,SPCL INDUST	1 979	4 508	2 768	882 PHOTO.CINEMATOGRPH.SUPPL	187	863	531
735 PARTS,NES,FOR MACH-TOOLS	21	77	49	892 PRINTED MATTER	170	337	207
737 METALWORKING MACHNRY NES	158	719	434	896 WORKS OF ART,ANTIQUE ETC	3	66	41
741 HEATING,CODLNG EQUIP,PART	-	-	-	897 GOLD,SILVERWARE,JEWL NES	-	259	161
742 PUMPS FOR LIQUIDS,PARTS	686	1 928	1 196	961 COIN NONGOLD NONCURRENT	185	98	64
743 PUMPS,NES,CENTRIFUGS ETC	1 378	3 317	2 064				
744 MECHANICAL HANDLING EQUIP	670	1 338	842	EXPORTS	697 970	221 659	137 084
745 OTH.NONELEC MCH, TOOL,NES	1 016	4 270	2 667				
746 BALL OR ROLLER BEARINGS	38	134	81	001 LIVE ANIMALS	1 966	374	239
747 TAPS,COCKS,VALVES,ETC.	1 036	2 881	1 811	011 BOVINE MEAT	349	57	37
748 TRANSMISSIONS SHAFTS ETC	149	1 121	677	012 OTHER MEAT, MEAT OFFAL	579	108	70
749 NON-ELECT MACH,PARTS,ETC	417	1 050	675	022 MILK AND CREAM	21 187	6 396	3 852
751 OFFICE MACHINES	164	786	484	024 CHEESE AND CURD	8 073	3 934	2 383
752 AUTOMATC.DATA PROC.EQUIP	164	2 222	1 357	046 MEAL,FLOUR OF WHEAT,MSLN	12 907	738	460
759 PARTS,FOR OFFICE MACHINES	27	476	301	048 CEREAL PREPARATIONS	588	433	268
761 TELEVISION RECEIVERS ETC	1 902	4 957	3 085	054 VEGETABLES	742	77	46
762 RADIO-BROADCAST RECEIVER	107	559	343	058 FRUIT,PRESERVED,PREPARED	524	160	98
763 SOUND RECORDER,PHONOGRPH	23	207	132	061 SUGARS,MOLASSES,HONEY	277 288	15 993	10 006
764 TELECOMM.EQUIP,PARTS NES	191	2 143	1 316	062 SUGAR CONFECTIONERY	324	163	99
771 ELECT POWER MACHNY,PARTS	180	289	180	073 CHOCOLATE,OTH.COCOA PREP	323	200	128
772 ELEC.SWITCH.RELAY.CIRCUIT	512	2 403	1 485	081 ANIMAL FEED STUFF	4 063	331	197
773 ELECTR DISTRIBT.EQPT NES	719	506	313	098 EDIBLE PROD.PREPRNTS,NES	888	891	536
774 ELECTRO-MEDCL,XRAY EQUIP	57	657	400	111 NON-ALCOHOL.BEVERAGE,NES	616	67	41
775 DOM.ELEC.NON-ELEC.EQUIPT	8 686	12 898	8 013	122 TOBACCO, MANUFACTURED	139	155	96
776 TRANSISTORS,VALVES,ETC.	2	113	70	266 SYNTHETIC FIBRES	456	111	70
778 ELECTRIC.MACH.APPART,NES	1 943	4 072	2 524	268 WOOL, OTHER ANIMAL HAIR	70	96	64
781 PASS.MOTOR VEHCLS,EX.BUS	27 305	72 951	45 157	269 WORN CLOTHING,TEXTL.ARTL	14 271	2 517	1 567
782 GOODS,SPCL TRANSPORT VEH	2 152	982	601	278 OTHER CRUDE MINERALS	3 787	479	292
783 ROAD MOTOR VEHICLES NES	717	1 220	716	292 CRUDE VEG.MATERIALS, NES	422	132	79
784 PARTS,TRACTORS,MOTOR VEH	5 918	13 492	8 345	322 BRIQUETTES,LIGNITE,PEAT	7 562	175	109
785 CYCLES,MOTORCYCLES,ETC.	39	181	117	334 PETROLEUM PRODUCTS	8 707	1 550	975
786 TRAILERS,SEMI-TRAILR,ETC	1 024	375	238	335 RESIDUAL PETROL.PRODUCTS	2 715	283	177
791 RAILWAY VEHICLES.EQUIPNT	756	846	515	431 ANIMAL,VEG.FATS,OILS,NES	2 759	422	266
792 AIRCRAFT,ASSTC.D.EQUIPNT	16	2 685	1 669	511 HYDROCARBONS,NES,DERIVTS	1 028	192	119
793 SHIP,BOAT,FLOAT,STRUCTRS	159 581	44 557	26 969	512 ALCOHOL,PHENOL,ETC.DERIV	115	62	39
812 PLUMBNG,SANITRY,EQPT,ETC	1 789	1 270	790	513 CARBOXYLIC ACIDS,DERIVTS	528	151	97
813 LIGHTNG FIXTURES ETC,NES	434	1 308	824	514 NITROGEN-FUNCT.COMPOUNDS	844	400	247
821 FURNITURE,CUSHIONS,ETC.	774	936	585	515 ORGANO-INORGANIC COMPNDS	26	87	58
831 TRUNK,SUIT-CASES,BAG,ETC	34	137	83	516 OTHER ORGANIC CHEMICALS	223	184	110
841 MENS,BOYS CLOTHNG,X-KNIT	189	1 078	663	522 INORGANIC CHEM.ELEMENTS	2 057	306	187
842 WOMEN,GIRL CLOTHNG,XKNIT	64	799	490	523 METAL.SALTS,INDORGAN.ACID	14 172	1 128	710
843 MENS,BOYS CLOTHING,KNIT	4	56	34	531 SYNTH.COLOURS,LAKES,ETC.	238	483	295
844 WOMEN,GIRLS CLOTHING,KNIT	20	81	45	532 DYEING,TANNING MATERIALS	927	246	152
845 OTHR.TEXTILE APPAREL,NES	74	557	342	533 PIGMENTS, PAINTS, ETC.	4 926	2 031	1 265
846 CLOTHING ACCESSRS,FABRIC	139	1 085	676	541 MEDICINES,ETC.EXC.GRP542	118	843	520
848 CLOTHNG,NONTXTL;HEADGEAR	61	183	111	542 MEDICAMENTS	898	6 830	4 206
851 FOOTWEAR	131	493	312	551 ESSNTL.OIL,PERFUME,FLAVR	396	1 206	735
871 OPTICAL INSTRUMENTS,NES	3	168	106	553 PERFUMERY,COSMETICS,ETC.	3 374	3 313	2 074
872 MEDICAL INSTRUMENTS NES	251	2 179	1 350	554 SOAP,CLEANERS,POLISH,ETC	7 865	2 373	1 464
873 METERS,COUNTERS,NES	37	135	88	562 FERTILIZER,EXCEPT GRP272	5 335	252	154
874 MEASURE,CONTROL INSTRMNT	124	2 588	1 612	571 POLYMERS OF ETHYLENE	2 910	574	348
881 PHOTOGRAPH APPAR.ETC,NES	86	762	467	573 POLYMERS,VINYL CHLORIDE	1 851	487	299
882 PHOTO.CINEMATOGRPH.SUPPL	1 369	2 106	1 293	574 POLYACETAL,POLYCARBONATE	930	288	178
884 OPTICAL GOODS NES	1	868	541	575 OTH.PLASTIC,PRIMARY FORM	17 221	2 690	1 638
885 WATCHES AND CLOCKS	30	588	359	581 PLASTIC TUBE,PIPE,HOSE	658	219	133
891 ARMS AND AMMUNITION	190	651	396	582 PLASTIC PLATE,SHEETS,ETC	1 041	695	440
892 PRINTED MATTER	956	1 377	846	583 MONOFILAMENT OF PLASTICS	46	61	39
893 ARTICLES,NES,OF PLASTICS	3 151	3 399	2 090	591 INSECTICIDES, ETC.	538	967	596
894 BABY CARRIAGE,TOYS,GAMES	802	1 002	623	592 STARCHES,INULIN,ETC.	1 151	753	459
895 OFFICE,STATIONERY SUPPLS	889	1 820	1 135	597 PREPRD ADDITIVES,LIQUIDS	1 925	801	499
896 WORKS OF ART,ANTIQUE ETC	4	98	60	598 MISC.CHEMICAL PRODTS,NES	3 412	1 585	968
897 GOLD,SILVERWARE,JEWL NES	1	306	192	621 MATERIALS OF RUBBER	80	103	64
898 MUSICAL INSTRUMENTS,ETC.	83	385	239	625 RUBBER TYRES,TUBES,ETC.	15 108	1 311	812
899 MISC MANUFCTRD GOODS NES	464	1 383	841	629 ARTICLES OF RUBBER, NES	319	719	452
971 GOLD,NONMONTRY EXCL ORES	6	15 194	5 464	634 VENEERS, PLYWOOD, ETC.	508	147	87
				635 WOOD MANUFACTURES, NES	85	55	32
LEBANON				641 PAPER AND PAPERBOARD	30 193	5 071	3 124
IMPORTS	23 968	17 979	11 160	642 PAPER,PAPERBOARD,CUT ETC	944	597	368
036 CRUSTACEANS,MOLLUSCS ETC	133	174	117	651 TEXTILE YARN	1 886	1 857	1 163
054 VEGETABLES	2 617	316	195	652 COTTON FABRICS, WOVEN	1 314	1 970	1 200
056 VEGETABLES,PRPD,PRSD,NES	1 808	241	149	653 FABRICS,MAN-MADE FIBRES	1 234	3 671	2 251
057 FRUIT,NUTS EXCL.OIL NUTS	202	72	43	654 OTH.TEXTILE FABRIC,WOVEN	137	443	276
058 FRUIT,PRESERVED,PREPARED	469	80	46	655 KNIT,CROCHET,FABRIC NES	111	316	193
062 SUGAR CONFECTIONERY	147	52	33	656 TULLE,LACE,EMBROIDRY,ETC	21	69	39
098 EDIBLE PROD.PREPRNTS,NES	1 874	442	269	657 SPECIAL YARN,TXTL.FABRIC	1 990	1 358	834
112 ALCOHOLIC BEVERAGES	174	72	44	658 TEXTILE ARTICLES NES	365	374	230
211 HIDES,SKINS(EX.FURS),RAW	164	240	151	659 FLOOR COVERINGS, ETC.	105	154	98
288 NON-FERROUS WASTE,SCRAP	9 593	3 342	2 098	662 CLAY,REFRCT,CONSTR.MATRL	2 278	335	203
291 CRUDE ANIMAL MATERLS,NES	755	4 637	2 887	663 MINERAL MANUFACTURES,NES	991	681	425
592 STARCHES,INULIN,ETC.	92	53	33	664 GLASS	3 956	325	206
				665 GLASSWARE	707	696	433
				666 POTTERY	288	294	181

7 IMPORTS AND EXPORTS (SPECIAL TRADE) BY COUNTRIES OF PRODUCTION AND CONSUMPTION AND BY GROUPS OF THE SITC-REV. III 1990

GROUP DESCRIPTION	DT = 100 KG	1 000 DM	1 000 \$	GROUP DESCRIPTION	DT = 100 KG	1 000 DM	1 000 \$
667 PEARLS,PRECIOUS STONES	*	*	*	652 COTTON FABRICS, WOVEN	146	60	35
673 FLAT-ROLLED IRON ETC.	314	52	32	658 TEXTILE ARTICLES NES	1 096	1 309	828
674 FLAT-ROLLED PLATED IRON	13 609	2 031	1 223	716 ROTATING ELECTRIC PLANT	100	50	30
675 FLAT-ROLLED, ALLOY STEEL	541	326	194	742 PUMPS FOR LIQUIDS,PARTS	22	123	73
676 IRON, STL. BAR, SHAPES ETC.	543	111	69	781 PASS.MOTOR VEHCLS,EX.BUS	84	264	160
678 WIRE OF IRON OR STEEL	310	82	52	831 TRUNK,SUIT-CASES,BAG,ETC	118	251	160
679 TUBES,PIPES,ETC.IRON,STL	20 860	2 001	1 187	841 MENS,BOYS CLOTHNG,X-KNIT	525	2 680	1 754
681 SILVER,PLATINUM,ETC.		75	45	842 WOMEN,GRIL CLOTHNG,XKNIT	312	1 009	619
682 COPPER	306	411	261	843 MENS,BOYS CLOTHNG,KNIT	460	1 215	758
684 ALUMINIUM	1 626	1 376	839	844 WOMEN,GIRLS CLOTHNG,KNIT	151	433	282
685 LEAD	183	48	31	845 OTHR.TEXTILE APPAREL,NES	2 694	4 824	3 031
691 METALLIC STRUCTURES NES	32	82	55	846 CLOTHING ACCESSRS,FABRIC	203	329	213
692 CONTAINERS,STORAGE,TRNSP	1 002	373	231	851 FOOTWEAR	146	317	194
694 NAILS,SCREWS,NUTS,ETC.	476	248	151	874 MEASURE,CONTROL INSTRMNT		74	44
695 TOOLS	407	954	594				
696 CUTLERY	571	1 812	1 134	EXPORTS	1 618 895	389 861	240 940
697 HOUSEHOLD EQUIPMENT,NES	255	403	249				
699 MANUFACTS.BASE METAL,NES	1 537	1 098	675	001 LIVE ANIMALS	7 678	1 884	1 196
713 INTRNL COMBUS PSTN ENGIN	771	2 864	1 796	022 MILK AND CREAM	203	104	68
716 ROTATING ELECTRIC PLANT	1 423	2 814	1 689	023 BUTTER,OTHER FAT OF MILK	109	55	33
721 AGRIC.MACHINES,EX.TRACTR	695	383	231	034 FISH,FRESH,CHILLED,FROZN	54	86	57
722 TRACTORS	1 179	203	126	035 FISH,DRIED,SALTED,SMOKED	40	84	52
723 CIVIL ENGINEERING EQUIPT	128	192	123	036 CRUSTACEANS,MOLLUSCS ETC	36	86	52
724 TEXTILE,LEATHER MACHINES	203	1 710	1 079	037 FISH ETC.PRPD,PRSD,NES	60	64	39
725 PAPER,PULP MILL MACHINES	82	254	154	041 WHEAT, MESLIN, UNMILLED	519 353	13 244	7 921
726 PRINTNG,BOOKBINDNG MACHS	483	1 965	1 182	046 MEAL,FLOUR OF WHEAT,MSLN	196 194	7 247	4 295
727 FOOD-PROCESS.MCH,NON DOM	43	285	178	048 CEREAL PREPARATIONS	506	226	141
728 OTH.MACH,PTS,SPCL INDUST	1 215	1 356	837	054 VEGETABLES	10 200	911	542
735 PARTS,NES,FOR MACH-TOOLS	89	363	217	056 VEGETABLES,PRPD,PRSD,NES	240	65	40
741 HEATING,COOLNG EQUIP,PART	*	*	058	058 FRUIT,PRESERVED,PREPARED	234	96	59
742 PUMPS FOR LIQUIDS,PARTS	786	2 831	1 811	061 SUGARS,MOLASSES,HONEY	168 659	12 638	8 287
743 PUMPS NES,CENTRIFUGS ETC	662	1 804	1 136	081 ANIMAL FEED STUFF	22 904	1 498	919
744 MECHANICAL HANDLING EQUIP	329	463	290	091 MARGARINE AND SHORTENING	964	151	93
745 OTH,NONELEC MCH,TDDL,NES	351	1 466	912	098 EDIBLE PRD.PREPRTRS,NES	501	669	409
746 BALL OR ROLLER BEARINGS	124	429	267	112 ALCOHOLIC BEVERAGES	553	120	77
747 TAPS,COCKS,VALVES,ETC.	1 777	4 779	3 010	232 SYNTHETIC RUBBER, ETC.	805	211	135
748 TRANSMISSIONS SHAFTS ETC	394	1 694	1 036	251 PULP AND WASTE PAPER	7 553	416	253
749 NON-ELECT MACH.PARTS,ETC	165	970	607	267 OTHER MAN-MADE FIBRES	4 462	3 732	2 377
751 OFFICE MACHINES	105	3 710	2 480	269 WORN CLOTHING,TEXTL.ARTL	240	48	31
752 AUTOMATC.DATA PROC.EQUIP	22	706	424	273 STONE, SAND AND GRAVEL	539	82	52
759 PARTS,FOR OFFICE MACHINS	38	596	361	277 NATURAL ABRASIVES, NES	1 025	99	64
761 TELEVISION RECEIVERS ETC	119	336	204	278 OTHER CRUDE MINERALS	1 708	70	45
762 RADIO-BROADCAST RECEIVER	2	52	30	291 CRUDE ANIMAL MATERLS,NES	501	1 384	829
764 TELECOMM.EQUIP.PARTS NES	386	1 082	663	292 CRUDE VEG.MATERIALS, NES	2 586	2 135	1 361
771 ELECT POWER MACHNY,ETC	285	175	107	322 BRIQUETTES,LIGNITE,PEAT	5 818	155	93
772 ELEC.SWITCH.RELAY.CIRCUIT	172	994	612	334 PETROLEUM PRODUCTS	475	127	82
774 ELECTRO-MEDCL,XRAY EQUIP	160	2 436	1 507	335 RESIDUAL PETROL.PRODUCTS	2 296	223	139
775 DOM.ELEC,NON-ELEC.EQUIPT	1 055	2 259	1 399	431 ANIMAL,VEG.FATS,OILS,NES	6 753	933	601
776 TRANSISTORS,VALVES,ETC.	7	376	229	511 HYDROCARBONS,NES,DERIVTS	1 110	320	190
778 ELECTRIC.MACH,APPART,NES	6 231	4 932	3 065	512 ALCOHOL,PHENOL,ETC.DERIV	1 988	769	472
781 PASS.MOTOR VEHCLS,EX.BUS	94 842	24 800	15 127	513 CARBOXYLIC ACIDS,DERIVTS	5 290	1 362	857
782 GOODS,SPCL TRANSPORT VEH	6 381	759	471	514 NITROGEN-FUNCT.COMPOUNDS	6 220	1 885	1 182
783 ROAD MOTOR VEHICLES NES	501	50	30	515 ORGANO-INORGANIC COMPNDS	562	905	542
784 PARTS,TRACTORS,MOTOR VEH	11 734	24 954	15 448	516 OTHER ORGANIC CHEMICALS	241	218	135
785 CYCLES,MOTORCYCLES ETC.	10	56	33	522 INORGANIC CHEM.ELEMENTS	28 569	1 955	1 193
812 PLUMBNG,SANITRY,EQPT,ETC	255	109	67	523 METAL.SALTS,INORGAN.ACID	41 519	2 659	1 637
813 LIGHTNG FIXTURES,ETC,NES	90	268	160	524 OTHER CHEMICAL COMPOUNDS	3 722	578	358
821 FURNITURE,CUSHIONS,ETC.	1 601	2 110	1 281	531 SYNTH.COLOURS,LAKES,ETC.	1 715	4 093	2 488
831 TRUNK,SUIT-CASES,BAG,ETC	56	201	124	532 DYEING,TANNING MATERIALS	3 850	609	381
841 MENS,BOYS CLOTHNG,X-KNIT	136	2 275	1 453	533 PIGMENTS, PAINTS, ETC.	7 746	3 047	1 914
842 WOMEN,GIRL CLOTHNG,XKNIT	132	2 815	1 764	541 MEDICINES,ETC.EXC.GRPS42	629	6 018	3 744
843 MENS,BOYS CLOTHNG,KNIT	9	79	51	542 MEDICAMENTS	207	748	472
844 WOMEN,GIRLS CLOTHNG,KNIT	20	302	186	551 ESSNTL.OIL,PERFUME,FLAVR	1 257	9 648	5 775
845 OTHR.TEXTILE APPAREL,NES	148	2 017	1 271	553 PERFUMERY,COSMETICS,ETC.	59	82	48
846 CLOTHING ACCESSRS,FABRIC	56	251	153	554 SOAP,CLEANERS,POLISH,ETC	21 287	7 519	4 520
848 CLOTHNG,NONXTXL;HEADGEAR	75	398	259	562 FERTILIZER,EXCEPT GRP272	390	169	109
851 FOOTWEAR	201	745	465	571 POLYMERS OF ETHYLENE	500	69	41
871 OPTICAL INSTRUMENTS,NES	4	163	99	572 POLYMERS OF STYRENE	974	222	141
872 MEDICAL INSTRUMENTS NES	458	2 642	1 657	573 POLYMERS,VINYL CHLORIDE	5 599	1 490	899
874 MEASURE,CONTROL INSTRMNT	108	1 365	834	574 POLYACETAL,POLYCARBONATE	4 734	1 490	913
881 PHOTOGRAPH APPAR,ETC,NES	32	140	87	575 OTH.PLASTIC,PRIMARY FORM	28 374	6 212	3 855
882 PHOTO.CINEMATOGRPH.SUPPL	3 094	3 894	2 448	581 PLASTIC TUBE,PIPE,HOSE	23	175	110
884 OPTICAL GOODS NES	4	175	104	582 PLASTIC PLATE,SHEETS,ETC	6 718	1 659	1 010
885 WATCHES AND CLOCKS		85	51	583 MONOFILAMENT OF PLASTICS	38	73	45
891 ARMS AND AMMUNITION	63	55	32	591 INSECTICIDES, ETC.	3 601	5 309	3 422
892 PRINTED MATTER	428	1 216	750	592 STARCHES,INULIN,ETC.	1 596	525	333
893 ARTICLES,NES,OF PLASTICS	628	770	488	593 EXPLOSIVES,PYROTECHNICS	273	418	281
894 BABY CARRIAGE,TOYS,GAMES	329	656	422	597 PREPRD ADDITIVES,LIQUIDS	3 984	1 281	815
895 OFFICE,STATIONERY SUPPLS	266	748	467	598 MISC.CHEMICAL PROOTS,NES	9 111	4 535	2 802
898 MUSICAL INSTRUMENTS,ETC.	102	410	255	600 CPL IND PLANT CHAP 69-76	501	742	443
899 MISC MANUFACTRD GOODS NES	265	747	459	611 LEATHER	298	61	37
971 GOLD,NONMONTY EXCL DRES	1	2 223	1 314	621 MATERIALS OF RUBBER	1 452	606	378
				625 RUBBER TYRES,TUBES,ETC.	417	230	146
				629 ARTICLES OF RUBBER, NES	1 267	1 927	1 186
				634 VENEERS, PLYWOOD, ETC.	1 071	608	363
				635 WOOD MANUFACTURES, NES	1 205	77	50
				641 PAPER AND PAPERBOARD	17 898	2 688	1 667
				642 PAPER,PAPERBOARD,CUT ETC	724	308	185
				651 TEXTILE YARN	13 143	5 553	3 424
				652 COTTON FABRICS, WOVEN	586	2 042	1 273
				653 FABRICS,MAN-MADE FIBRES	883	2 337	1 467
				654 OTH.TEXTILE FABRIC,WOVEN	55	175	109
				655 KNIT,CROCHET,FABRIC NES	699	303	187
				656 TULLE,LACE,EMBROIDRY,ETC	73	170	104
				657 SPECIAL YARN,XTXL.FABRIC	3 389	2 098	1 298
				658 TEXTILE ARTICLES NES	26	47	31
				662 CLAY,REFRCT.CONSTR.MATRL	22 307	2 711	1 652
				663 MINERAL MANUFACTURES,NES	2 129	1 414	862
				664 GLASS	149	221	137
SYRIA							
IMPORTS	35 389 754	978 250	613 986				
054 VEGETABLES	27 060	1 709	1 011				
056 VEGETABLES,PRPD,PRSD,NES	6 275	1 730	1 090				
057 FRUIT,NUTS EXCL.OIL NUTS	1 070	180	110				
075 SPICES	528	107	71				
121 TOBACCO, UNMANUFACTURED	56	46	31				
231 NATURAL RUBBER, ETC.	380	60	40				
263 COTTON	100 922	12 640	8 025				
288 NON-FERROUS WASTE,SCRAP	198	63	38				
291 CRUDE ANIMAL MATERLS,NES	3 119	20 581	12 864				
333 PETROLEUM OILS, CRUDE	35 133 967	923 209	579 507				
334 PETROLEUM PRODUCTS	106 193	1 789	1 052				
651 TEXTILE YARN	1 925	1 266	777				

7 IMPORTS AND EXPORTS (SPECIAL TRADE) BY COUNTRIES OF PRODUCTION AND CONSUMPTION AND BY GROUPS OF THE SITC-REV. III 1990

GROUP DESCRIPTION	DT = 100 KG	1 000 DM	1 000 \$	GROUP DESCRIPTION	DT = 100 KG	1 000 DM	1 000 \$
665 GLASSWARE	172	502	324	659 FLOOR COVERINGS, ETC.	122	539	337
666 POTTERY	87	234	143	695 TOOLS	15	90	57
667 PEARLS, PRECIOUS STONES	.	.	.	716 ROTATING ELECTRIC PLANT	177	144	86
673 FLAT-ROLLED IRON ETC.	121 328	5 893	3 714	723 CIVIL ENGINEERING EQUIPT	7	47	30
674 FLAT-ROLLED PLATED IRON	43 967	3 541	2 254	741 HEATING, COOLING EQUIP, PART	9	62	37
675 FLAT-ROLLED, ALLOY STEEL	3 454	882	574	764 TELECOMM. EQUIP. PARTS NES	4	84	50
676 IRON, STL. BAR, SHAPES ETC.	22 897	2 888	1 813	778 ELECTRIC. MACH. APPART. NES	9	65	39
678 WIRE OF IRON OR STEEL	3 529	338	211	784 PARTS, TRACTORS, MOTOR VEH	56	126	81
679 TUBES, PIPES, ETC. IRON, STL	88 209	14 656	8 858	848 CLOTHNG, NONTXLT, HEADGEAR	67	462	282
682 COPPER	343	224	140	872 MEDICAL INSTRUMENTS NES	469	331	213
683 NICKEL	51	122	81				
684 ALUMINIUM	1 893	1 705	1 083	EXPORTS	2 256 140	1 229 673	737 138
689 MISC. NON-FERR. BASE METAL	10	97	62				
691 METALLIC STRUCTURES NES	799	3 015	1 916	001 LIVE ANIMALS	9	100	59
692 CONTAINERS, STORAGE, TRNSP	792	1 532	958	011 BOVINE MEAT	39 692	12 904	7 704
693 WIRE PRODUCTS EXCL. ELECT	412	131	80	022 MILK AND CREAM	57 269	29 505	17 650
694 NAILS, SCREWS, NUTS, ETC.	1 970	620	370	025 EGGS, BIRDS, YOLKS, ALBUMIN	2 267	1 321	787
695 TOOLS	1 493	3 920	2 448	041 WHEAT, MESLIN, UNMILLED	302 134	7 370	4 597
696 CUTLERY	202	583	364	054 VEGETABLES	33	81	52
697 HOUSEHOLD EQUIPMENT, NES	158	158	101	061 SUGARS, MOLASSES, HONEY	427 650	28 486	16 980
699 MANUFACT. BASE METAL, NES	2 164	1 615	1 010	072 COCOA	779	173	103
700 CPL IND PLANT (84/85/87)	2 803	12 534	7 424	098 EDIBLE PROD. PREPRTNS, NES	18 253	11 215	6 781
711 STEAM GENER. BOILERS, ETC.	161	223	136	112 ALCOHOLIC BEVERAGES	4 561	661	395
712 STEAM TURBINES	47	825	498	122 TOBACCO, MANUFACTURED	4 765	817	495
713 INTRNL COMBUS PSTN ENGIN	6 021	7 664	4 682	248 WOOD, SIMPLY WORKED	1 089	245	147
714 ENGINES, MOTORS NON-ELECT		317	188	251 PULP AND WASTE PAPER	2 326	606	360
716 ROTATING ELECTRIC PLANT	1 374	3 965	2 555	266 SYNTHETIC FIBRES	538	349	207
718 OTH. POWR. GENRTRNG. MACHNRY	8	167	103	278 OTHER CRUDE MINERALS	7 613	319	190
721 AGRIC. MACHINES, EX. TRACTR	7 053	2 372	1 443	292 CRUDE VEG. MATERIALS, NES	33	225	144
722 TRACTORS	8 793	2 020	1 254	322 BRIQUETTES, LIGNITE, PEAT	3 739	156	92
723 CIVIL ENGINEERING EQUIPT	2 571	3 629	2 226	334 PETROLEUM PRODUCTS	2 067	686	415
724 TEXTILE, LEATHER MACHINES	10 171	33 039	20 350	335 RESIDUAL PETROL. PRODUCTS	753	93	55
725 PAPER, PULP MILL MACHINES	64	419	256	421 FIXED VEG. FAT, OILS, SOFT	308	79	46
726 PRINTING, BOOKBINDING MACHS	325	949	608	431 ANIMAL, VEG. FATS, OILS, NES	3 322	1 085	644
727 FOOD-PROCESS. MCH. NON DOM	178	888	572	511 HYDROCARBONS, NES, DERIVTS	321	215	134
728 OTH. MACH. PTS, SPCL. INDUST	1 912	3 680	2 270	512 ALCOHOL, PHENOL, ETC. DERIV	1 442	367	223
731 METAL REMOVAL WORK TOOLS	687	3 716	2 275	513 CARBOXYLIC ACIDS, DERIVTS	7 850	1 731	1 028
733 MACH-TOOLS, METAL-WORKING	663	1 723	1 057	514 NITROGEN-FUNCT. COMPOUNDS	8 014	2 235	1 329
735 PARTS, NES, FOR MACH-TOOLS	54	222	137	515 ORGANO-INORGANIC COMPNDS	108	193	118
737 METALWORKING MACHNRY NES	194	644	388	516 OTHER ORGANIC CHEMICALS	894	992	590
741 HEATING, COOLING EQUIP, PART	.	.	.	522 INORGANIC CHEM. ELEMENTS	13 781	2 077	1 243
742 PUMPS FOR LIQUIDS, PARTS	2 448	6 834	4 241	523 METAL, SALTS, INORGAN. ACID	16 222	1 760	1 040
743 PUMPS NES, CENTRIFUGS ETC	1 820	6 871	4 328	524 OTHER CHEMICAL COMPOUNDS	4 035	2 201	1 321
744 MECHANICAL HANDLING EQUIP	1 337	2 292	1 450	531 SYNTH. COLOURS, LAKES, ETC.	1 242	2 063	1 236
745 OTH. NONELEC MCH. TOOL, NES	496	2 529	1 549	532 DYEING, TANNING MATERIALS	7 264	1 534	924
746 BALL OR ROLLER BEARINGS	163	494	303	533 PIGMENTS, PAINTS, ETC.	3 772	2 010	1 195
747 TAPS, COCKS, VALVES, ETC.	2 578	7 613	4 843	541 MEDICINES, ETC. EXC. GRP542	239	2 760	1 637
748 TRANSMISSIONS SHAFTS ETC	893	3 001	1 856	542 MEDICAMENTS	6 451	21 185	12 936
749 NON-ELECT MACH. PARTS, ETC	331	1 295	799	551 ESSENT. OIL, PERFUME, FLAVR	128	342	205
751 OFFICE MACHINES	111	336	210	553 PERFUMERY, COSMETICS, ETC.	134	370	219
752 AUTOMATC. DATA PROC. EQUIP	120	3 814	2 321	554 SOAP, CLEANERS, POLISH, ETC	2 334	1 197	716
759 PARTS, FOR OFFICE MACHINES	13	279	172	562 FERTILIZER, EXCEPT GRP272	10 660	281	168
762 RADIO-BROADCAST RECEIVER		92	55	571 POLYMERS OF ETHYLENE	968	359	227
763 SOUND RECORDER, PHONOGRPH		53	32	572 POLYMERS OF STYRENE	17 891	4 889	2 905
764 TELECOMM. EQUIP. PARTS NES	30	941	579	573 POLYMERS, VINYL CHLORIDE	4 737	1 330	800
771 ELECT POWER MACHNRY, PARTS	68	283	170	574 POLYACETAL, POLYCARBONATE	1 928	1 470	884
772 ELEC. SWITCH, RELAY, CIRCUIT	397	3 849	2 490	575 OTH. PLASTIC, PRIMARY FORM	8 149	3 308	1 979
773 ELECTR. DISTRIB. EQPT NES	613	465	277	581 PLASTIC TUBE, PIPE, HOSE	1 879	1 332	790
774 ELECTRO-MEDCL. XRAY EQUIP	52	2 336	1 390	582 PLASTIC PLATE, SHEETS, ETC	1 581	2 465	1 481
775 DOM. ELEC. NON-ELEC. EQUIPT	190	495	311	583 MONOFILAMENT OF PLASTICS	130	145	85
776 TRANSISTORS, VALVES, ETC.	161	1 389	870	591 INSECTICIDES, ETC.	191	471	287
778 ELECTRIC. MACH. APPART. NES	2 541	3 794	2 378	592 STARCHES, INULIN, ETC.	3 575	1 795	1 064
781 PASS. MOTOR VEHCLS. EX. BUS	8 936	41 927	25 811	593 EXPLOSIVES, PYROTECHNICS	13	244	145
782 GOODS, SPCL. TRANSPORT VEH	2 314	519	312	597 PREPRO. ADDITIVES, LIQUIDS	12 658	6 082	3 627
783 ROAD MOTOR VEHICLES NES	1 764	453	275	598 MISC. CHEMICAL PRODTS, NES	23 639	12 606	7 575
784 PARTS, TRACTORS, MOTOR VEH	14 594	9 779	6 069	600 CPL IND PLANT CHAP 69-76	7 322	6 447	3 820
786 TRAILERS, SEMI-TRAILER, ETC	513	94	59	621 MATERIALS OF RUBBER	532	1 149	694
800 CPL IND PLANT CHAP 90/94	6	368	218	625 RUBBER TYRES, TUBES, ETC.	3 616	1 57	1 903
811 PREFABRICATED BUILDINGS	2 205	1 111	739	629 ARTICLES OF RUBBER, NES	523	3 378	822
812 PLUMBING, SANITRY, EQPT, ETC	1 716	453	276	634 VENEERS, PLYWOOD, ETC.	700	1 194	117
813 LIGHTING FIXTURES ETC. NES	70	224	136	635 WOOD MANUFACTURES, NES	3 104	3 685	2 229
821 FURNITURE, CUSHIONS, ETC.	284	297	178	641 PAPER AND PAPERBOARD	4 046	2 964	1 761
841 MENS. BOYS CLOTHING, X-KNIT	2	68	41	642 PAPER, PAPERBOARD, CUT ETC	895	850	510
842 WOMEN, GIRL CLOTHING, X-KNIT	3	99	59	651 TEXTILE YARN	3 037	3 076	1 830
871 OPTICAL INSTRUMENTS, NES	1	77	46	652 COTTON FABRICS, WOVEN	160	179	108
872 MEDICAL INSTRUMENTS NES	763	2 241	1 384	653 FABRICS, MAN-MADE FIBRES	289	842	507
874 MEASURE, CONTROL INSTRMNT	556	5 931	3 634	655 KNIT, CROCHET, FABRIC NES	389	330	198
881 PHOTOGRAPH APPAR. ETC. NES	32	196	116	656 TULLE, LACE, EMBROIDRY, ETC	22	86	51
882 PHOTO. CINEMATOGPH. SUPPL	1 369	1 271	775	657 SPECIAL YARN, TXLT. FABRIC	3 998	2 373	1 426
884 OPTICAL GOODS NES		88	54	658 TEXTILE ARTICLES NES		889	527
885 WATCHES AND CLOCKS	6	69	41	659 FLDR COVERINGS, ETC.	52	71	43
892 PRINTED MATTER	785	387	240	661 LIME, CEMENT, CONSTR. MATRL	974	170	101
893 ARTICLES, NES, OF PLASTICS	277	570	352	662 CLAY, REFRCT. CONSTR. MATRL	80 483	13 208	7 894
895 OFFICE, STATIONERY SUPPLS	181	549	331	663 MINERAL MANUFACTURES, NES	4 514	3 379	2 017
898 MUSICAL INSTRUMENTS, ETC.	256	456	277	664 GLASS	4 701	2 142	1 280
899 MISC MANUFACTRD GOODS NES	512	963	592	665 GLASSWARE	3 025	2 104	1 275
941 COMPL IND PLANT CHAPT 99	193	588	349	666 POTTERY	7	109	65
				671 PIG IRON, SPIEGELEISN, ETC	6 120	1 858	1 124
IRAQ				672 INGOTS ETC. IRON OR STEEL	603	102	61
IMPORTS	2 218 123	92 133	56 404	673 FLAT-ROLLED IRON ETC.	323 832	30 772	18 563
057 FRUIT, NUTS EXCL. OIL NUTS	1 131	370	229	674 FLAT-ROLLED PLATED IRON	6 998	1 418	840
267 OTHER MAN-MADE FIBRES	2 231	576	340	675 FLAT-ROLLED, ALLOY STEEL	107 780	21 470	13 082
289 PREC. METAL ORES, CONCRTRS		188	112	676 IRON, STL. BAR, SHAPES ETC.	54 650	9 864	5 916
291 CRUDE ANIMAL MATERLS, NES		580	346	677 RAILWAY TRACK IRON, STEEL	132	84	50
333 PETROLEUM OILS, CRUDE	2 198 731	57 441	34 832	678 WIRE OF IRON OR STEEL	11 697	2 640	1 596
335 RESIDUAL PETROL. PRODUCTS	4 451	587	352	679 TUBES, PIPES, ETC. IRON, STL	218 514	46 651	27 981
571 POLYMERS OF ETHYLENE	734	115	74	681 SILVER, PLATINUM, ETC.	16	505	302
				682 COPPER	1 204	1 611	957
				683 NICKEL	2 940	10 819	6 454

7 IMPORTS AND EXPORTS (SPECIAL TRADE) BY COUNTRIES OF PRODUCTION AND CONSUMPTION AND BY GROUPS OF THE SITC-REV. III 1990

GROUP DESCRIPTION	DT = 100 KG	1 000 DM	1 000 \$	GROUP DESCRIPTION	DT = 100 KG	1 000 DM	1 000 \$
684 ALUMINIUM	7 555	6 205	3 727	292 CRUDE VEG.MATERIALS, NES	9 252	4 890	3 010
686 ZINC	82	109	64	333 PETROLEUM OILS, CRUDE	27 448 550	627 482	387 216
689 MISC.NON-FERR.BASE METAL	121	323	194	513 CARBOXYLIC ACIDS, DERIVTS	4 904	578	387
691 METALLIC STRUCTURES NES	21 564	13 299	7 986	611 LEATHER	95	334	204
692 CONTAINERS, STORAGE, TRNSP	3 564	6 291	3 751	635 WOOD MANUFACTURES, NES	24	71	42
693 WIRE PRODUCTS EXCL.ELECT	2 376	4 186	2 496	652 COTTON FABRICS, WOVEN	1 349	751	463
694 NAILS, SCREWS, NUTS, ETC.	2 130	3 168	1 912	654 OTH.TEXTILE FABRIC, WOVEN	3	50	30
695 TOOLS	1 680	28 256	16 760	658 TEXTILE ARTICLES NES	584	621	394
697 HOUSEHOLD EQUIPMENT, NES	249	644	380	659 FLOOR COVERINGS, ETC.	38 071	374 727	233 823
699 MANUFACTS.BASE METAL, NES	11 037	10 778	6 420	661 LIME, CEMENT, CONSTR.MATRL	1 098	137	86
700 CPL IND PLANT (84/85/87)	53 017	124 794	74 885	679 TUBES, PIPES, ETC. IRON, STL	1 880	144	87
711 STEAM GENER. BOILERS, ETC.	876	1 652	982	682 COPPER	14 953	6 497	4 295
712 STEAM TURBINES	12	577	348	694 NAILS, SCREWS, NUTS, ETC.	462	127	88
713 INTRNL COMBUS PSTN ENGIN	2 279	11 152	6 739	697 HOUSEHOLD EQUIPMENT, NES	76	247	138
714 ENGINES, MOTORS NON-ELECT	138	14 749	9 014	712 STEAM TURBINES	52	420	262
716 ROTATING ELECTRIC PLANT	3 506	9 288	5 552	715 ROTATING ELECTRIC PLANT	9	56	34
718 OTH. POWR. GENRTNG. MACHNRY	241	1 008	610	742 PUMPS FOR LIQUIDS, PARTS	24	65	40
721 AGRIC. MACHINES, EX. TRACTR	23 159	28 476	17 184	743 PUMPS NES, CENTRIFUGS ETC	22	75	48
723 CIVIL ENGINEERING EQUIPT	6 820	19 717	11 840	744 MECHANICAL HANDLING EQUIP	60	63	38
724 TEXTILE, LEATHER MACHINES	3 362	13 398	8 077	764 TELECOMM. EQUIP. PARTS NES	7	98	59
725 PAPER, PULP MILL MACHINES	445	1 923	1 143	774 ELECTRO-MEDCL. XRAY EQUIP	2	53	35
726 PRINTNG, BOOKBINDNG MACHS	290	2 037	2 218	781 PASS. MOTOR VEHCLS. EX. BUS	87	98	60
727 FOOD-PROCESS. MCH. NON DOM	386	3 582	2 133	782 GOODS, SPCL TRANSPORT VEH	87	114	70
728 OTH. MACH. PTS, SPCL INDUSTR	10 742	39 274	23 493	811 PREFABRICATED BUILDINGS	44	206	139
731 METAL REMOVAL WORK TOOLS	9 535	37 277	22 209	841 MENS, BOYS CLOTHING, X-KNIT	1 613	3 867	2 450
733 MACH-TOOLS, METAL-WORKING	2 834	11 689	6 992	842 WOMEN, GIRL CLOTHING, X-KNIT	40	81	53
735 PARTS, NES, FOR MACH-TOOLS	1 169	10 485	6 286	843 MENS, BOYS CLOTHING, KNIT	60	193	116
737 METALWORKING MACHNRY NES	5 082	6 846	4 116	844 WOMEN, GIRLS CLOTHING, KNIT	91	171	108
741 HEATING, COOLING EQUIP, PART	.	.	.	845 OTHR. TEXTILE APPAREL, NES	398	835	537
742 PUMPS FOR LIQUIDS, PARTS	4 235	18 676	11 175	874 MEASURE, CONTROL INSTRMNT	12	296	183
743 PUMPS NES, CENTRIFUGS ETC	6 097	19 715	11 769	896 WORKS OF ART, ANTIQUE ETC	27	889	550
744 MECHANICAL HANDLING EQUIP	15 879	27 393	16 401				
745 OTH. NONELEC MCH, TOOL, NES	4 473	21 367	12 755	EXPORTS	8 900 213	4 171 809	2 617 931
746 BALL OR ROLLER BEARINGS	150	1 053	633	001 LIVE ANIMALS	63	4 035	2 451
747 TAPS, COCKS, VALVES, ETC.	2 832	13 092	7 916	011 BOVINE MEAT	465 953	159 987	101 864
748 TRANSMISSIONS SHAFTS ETC	671	4 036	2 432	022 MILK AND CREAM	1 676	219	137
749 NON-ELECT MACH. PARTS, ETC	1 416	7 082	4 246	023 BUTTER, OTHER FAT OF MILK	25 916	12 895	8 525
751 OFFICE MACHINES	239	922	553	024 CHEESE AND CURD	182 522	36 925	23 595
752 AUTOMATC. DATA PROC. EQUIP	23	894	131	025 EGGS, BIRDS, YOLKS, ALBUMIN	151	342	210
759 PARTS, FOR OFFICE MACHINS	7	223	139	041 WHEAT, MESLIN, UNMILLED	6 454	194	118
761 TELEVISION RECEIVERS ETC	6	230	222	043 BARLEY, UNMILLED	248 779	4 963	3 026
763 SOUND RECORDER, PHONOGRAPH	9	374	4 012	054 VEGETABLES	3 400	443	263
764 TELECOMM. EQUIP. PARTS NES	187	6 723	2 988	057 FRUIT, NUTS EXCL. OIL NUTS	200	86	51
771 ELECT. POWER MACHNRY, PARTS	1 527	4 956	2 888	058 FRUIT, PRESERVED, PREPARED	1 902	456	283
772 ELEC. SWITCH. RELAY. CIRCUIT	5 346	29 971	18 033	061 SUGARS, MOLASSES, HONEY	236 564	15 843	9 979
773 ELECTR. DISTRIBUT. EQUIP NES	22 702	18 425	11 063	072 COCOA	1 825	1 541	916
774 ELECTRO-MEDCL. XRAY EQUIP	400	9 095	5 426	075 SPICES	103	81	55
775 DOM. ELEC. NON-ELEC. EQUIPT	123	518	306	081 ANIMAL FEED STUFF	29 853	4 334	2 636
776 TRANSISTORS, VALVES, ETC.	36	1 458	867	098 EDIBLE PROD. PREPRTNS, NES	444	349	213
778 ELECTRIC MACH. APPART. NES	10 495	13 694	8 171	112 ALCOHOLIC BEVERAGES	252	72	46
781 PASS. MOTOR VEHCLS. EX. BUS	8 518	36 337	21 999	122 TOBACCO, MANUFACTURED	14 454	22 401	14 695
782 GOODS, SPCL TRANSPORT VEH	25 821	44 202	26 161	231 NATURAL RUBBER, ETC.	1 413	555	357
783 ROAD MOTOR VEHICLES NES	30 101	48 555	28 949	232 SYNTHETIC RUBBER, ETC.	12 400	5 258	3 286
784 PARTS, TRACTORS, MOTOR VEH	3 370	18 229	10 893	251 PULP AND WASTE PAPER	6 608	1 141	698
786 TRAILERS, SEMI-TRAILER, ETC	4 210	3 915	2 325	266 SYNTHETIC FIBRES	106 288	35 827	22 510
791 RAILWAY VEHICLES. EQUIPNT	201	412	322	267 OTHER MAN-MADE FIBRES	4 819	4 162	2 582
792 AIRCRAFT, ASSOCTD. EQUIPNT	47	5 566	199	268 WOOL, OTHER ANIMAL HAIR	2 643	3 630	2 174
812 PLUMBING, SANITARY, EQUIP. ETC	298	337	2 905	273 STONE, SAND AND GRAVEL	3 297	112	73
813 LIGHTING FIXTURES ETC. NES	519	4 843	1 258	274 SULPHUR, UNRSTD. IRON PYRS	225	63	39
821 FURNITURE, CUSHIONS, ETC.	2 211	2 096	299	277 NATURAL ABRASIVES, NES	3	206	123
841 MENS, BOYS CLOTHING, X-KNIT	44	497	77	278 OTHER CRUDE MINERALS	41 802	3 921	2 384
842 WOMEN, GIRL CLOTHING, X-KNIT	7	138	219	285 ALUMINIUM ORE, CONCTR. ETC	762	177	106
846 CLOTHING ACCESSRS, FABRIC	77	361	810	291 CRUDE ANIMAL MATERLS. NES	41	64	38
871 OPTICAL INSTRUMENTS, NES	17	1 340	2 684	292 CRUDE VEG. MATERIALS, NES	1 312	854	546
872 MEDICAL INSTRUMENTS NES	81	4 503	337	325 COKE, SEMI-COKE, RET. CARBN	3 529	187	126
873 METERS, COUNTERS, NES	31	565	15 943	334 PETROLEUM PRODUCTS	9 498	2 348	1 459
874 MEASURE, CONTROL INSTRMNT	2 846	26 584	546	335 RESIDUAL PETROL. PRODUCTS	126 836	5 693	3 622
881 PHOTOGRAPH APPAR. ETC. NES	69	917	2 011	411 ANIMAL OILS AND FATS	53 834	5 184	3 210
882 PHOTO. CINEMATOGRPH. SUPPL	2 394	3 359	188	422 FIXED VEG. FAT, OILS, OTHER	1 839	331	199
884 OPTICAL GOODS NES	2	315	30	431 ANIMAL, VEG. FATS, OILS, NES	195 572	21 561	13 536
885 WATCHES AND CLOCKS	1	52	53	511 HYDROCARBONS, NES, DERIVTS	21 689	4 469	2 710
891 ARMS AND AMMUNITION	2	91	348	512 ALCOHOL, PHENOL, ETC. DERIV	157 561	24 828	15 270
892 PRINTED MATTER	81	592	2 428	513 CARBOXYLIC ACIDS, DERIVTS	131 982	23 761	14 477
893 ARTICLES, NES, OF PLASTICS	1 385	4 031	2 09	514 NITROGEN-FUNCT. COMPOUNDS	72 261	31 148	19 845
895 OFFICE, STATIONERY SUPPLS	290	357	1 234	515 ORGANO-INORGANIC COMPNDS	20 742	23 626	14 777
897 GOLD, SILVERWARE, JEWEL NES	7	2 094	1 133	516 OTHER ORGANIC CHEMICALS	24 803	10 283	6 251
898 MUSICAL INSTRUMENTS, ETC.	21	221	343	522 INORGANIC CHEM. ELEMENTS	62 364	15 774	9 701
899 MISC MANUFCTRD GOODS NES	215	574	3 696	523 METAL. SALTS, INORGAN. ACID	150 510	21 208	13 257
941 COMPL IND PLANT CHAPT 99	6 349	6 193		524 OTHER CHEMICAL COMPOUNDS	19 756	5 071	3 215
IRAN				525 RADIO-ACTIVE MATERIALS	2	2 089	1 331
IMPORTS	27 999 328	1 283 966	797 338	531 SYNTH. COLOURS, LAKES, ETC.	15 467	39 937	24 975
034 FISH, FRESH, CHILLED, FROZEN	68	66	42	532 DYEING, TANNING MATERIALS	12 578	3 379	2 086
035 FISH, DRIED, SALTED, SMOKED	41	194	122	533 PIGMENTS, PAINTS, ETC.	44 741	29 117	18 454
036 CRUSTACEANS, MOLLUSCS ETC	2 855	2 258	1 459	541 MEDICINES, ETC. EXC. GRP542	6 003	51 467	31 650
037 FISH ETC. PREPD, PRSVD. NES	329	10 507	6 628	542 MEDICAMENTS	18 825	29 488	18 325
054 VEGETABLES	8 498	1 524	945	543 ESSENTL. OIL, PERFUME, FLAVR	2 779	5 132	3 217
056 VEGETABLES, PRPD, PRSVD, NES	817	208	128	544 SOAP, CLEANERS, POLISH, ETC	73 522	21 611	13 546
057 FRUIT, NUTS EXCL. OIL NUTS	342 714	180 239	112 549	562 FERTILIZER, EXCEPT GRP272	99 574	3 527	2 093
058 FRUIT, PRESERVED, PREPARED	20 849	17 973	11 372	571 POLYMERS OF ETHYLENE	44 953	8 234	5 072
075 SPICES	59	860	541	572 POLYMERS OF STYRENE	38 621	11 268	6 869
232 SYNTHETIC RUBBER, ETC.	2 004	203	126	573 POLYMERS, VINYL CHLORIDE	104 276	21 956	13 498
263 COTTON	74 405	3 843	2 307	574 POLYACETAL, POLYCARBONATE	49 513	20 777	12 798
268 WOOL, OTHER ANIMAL HAIR	417	2 187	1 355	575 OTH. PLASTIC, PRIMARY FORM	197 689	59 758	37 202
287 ORE, CONCENTR. BASE METALS	4 064	1 671	1 049	579 PLASTIC WASTE, SCRAP ETC	114	56	35
289 PREC. METAL ORES, CONCENTRS		74	48	581 PLASTIC TUBE, PIPE, HOSE	1 330	2 394	1 466
291 CRUDE ANIMAL MATERLS. NES	7 257	23 987	14 858	582 PLASTIC PLATE, SHEETS, ETC	35 690	21 471	13 385
				583 MONOFILAMENT OF PLASTICS	281	699	437

7 IMPORTS AND EXPORTS (SPECIAL TRADE) BY COUNTRIES OF PRODUCTION AND CONSUMPTION AND BY GROUPS OF THE SITC-REV. III 1990

GROUP DESCRIPTION	DT = 100 KG	1 000 DM	1 000 \$	GROUP DESCRIPTION	DT = 100 KG	1 000 DM	1 000 \$
591 INSECTICIDES, ETC.	79 761	108 670	67 272	791 RAILWAY VEHICLES.EQUIPNT	76 252	56 393	35 741
592 STARCHES,INULIN,ETC.	21 056	5 549	3 454	792 AIRCRAFT,ASOCTD.EQUIPNT	15	1 457	916
597 PREPRED ADDITIVES,LIQUIDS	17 704	8 768	5 487	800 CPL IND PLANT CHAP 90/94	67	1 206	787
598 MISC.CHEMICAL PRODTS.NES	156 856	58 857	36 537	811 PREFABRICATED BUILDINGS	3 070	1 578	1 007
600 CPL IND PLANT CHAP 69-76	4 494	6 914	4 457	812 PLUMBING,SANITRY,EQPT.ETC	18	121	79
621 MATERIALS OF RUBBER	1 933	3 233	1 996	813 LIGHTING FIXTURES ETC.NES	1 794	3 443	2 188
625 RUBBER TYRES,TUBES,ETC.	32 224	17 206	11 062	821 FURNITURE,CUSHIONS,ETC.	434	1 658	1 044
629 ARTICLES OF RUBBER, NES	6 366	10 122	6 324	831 TRUNK,SUIT-CASES,BAG,ETC	8	47	30
633 CORK MANUFACTURES	73	252	162	841 MENS,BOYS CLOTHNG,X-KNIT	14	125	76
634 VENEERS, PLYWOOD, ETC.	2 996	1 047	658	845 OTHR.TEXTILE APPAREL,NES	36	155	99
635 WOOD MANUFACTURES, NES	674	311	191	846 CLOTHING ACCESSRS,FABRIC	39	159	100
641 PAPER AND PAPERBOARD	117 554	39 394	24 618	848 CLOTHNG,NONTXTL;HEADGEAR	266	540	324
642 PAPER,PAPERBOARD,CUT ETC	11 950	6 263	3 920	851 FOOTWEAR	8	49	30
651 TEXTILE YARN	1 492	2 052	1 282	871 OPTICAL INSTRUMENTS,NES	141	6 448	3 963
652 COTTON FABRICS, WOVEN	126	236	143	872 MEDICAL INSTRUMENTS,NES	14 102	48 816	30 107
653 FABRICS,MAN-MADE FIBRES	4 600	2 828	1 770	873 METERS,COUNTERS,NES	9 923	9 371	6 080
654 OTH.TEXTILE FABRIC,WOVEN	107	261	161	874 MEASURE,CONTROL INSTRMNT	4 261	85 174	53 070
655 KNIT,CROCHET,FABRIC,NES	73	150	95	881 PHOTOGRAPH APPAR.ETC.NES	4 476	7 602	4 810
656 TULLE,LACE,EMBROIDRY,ETC	202	354	225	882 PHOTO.CINEMATOGRPH.SUPPL	13 617	14 596	9 116
657 SPECIAL YARN,TXTL.FABRIC	16 769	21 933	13 807	884 OPTICAL GOODS,NES	122	4 382	2 676
658 TEXTILE ARTICLES,NES	463	649	396	885 WATCHES AND CLOCKS	265	2 493	1 493
659 FLOOR COVERINGS, ETC.	681	1 434	892	892 PRINTED MATTER	1 288	7 760	4 827
662 CLAY,REFRCT,CONSTR,MATRL	360 974	44 275	27 548	893 ARTICLES,NES,OF PLASTICS	5 379	7 657	4 764
663 MINERAL MANUFACTURES,NES	32 000	28 082	17 609	894 BABY CARRIAGE,TOYS,GAMES	2 632	3 004	1 914
664 GLASS	33 492	9 678	5 919	895 OFFICE,STATIONERY SUPPLS	5 632	9 027	5 615
665 GLASSWARE	20 913	16 484	10 241	897 GOLD,SILVERWARE,JEWEL,NES	2 529	308	187
671 PIG IRON,SPIEGELEISN,ETC	6 045	1 161	727	898 MUSICAL INSTRUMENTS,ETC.	1 907	9 347	5 778
672 INGOTS ETC.IRON OR STEEL	4 677	591	375	899 MISC MANUFACTRD GOODS,NES	1 174	4 822	2 978
673 FLAT-ROLLED IRON ETC.	2 754 781	231 779	144 751	941 COMPL IND PLANT CHAPT 99			
674 FLAT-ROLLED PLATED IRON	328 419	43 254	26 796				
675 FLAT-ROLLED, ALLOY STEEL	120 542	29 036	18 152	ISRAEL			
676 IRON,STL,BAR,SHAPES ETC.	179 107	28 018	17 729	IMPORTS	5 558 053	1 542 626	952 707
677 RAILWAY TRACK IRON,STEEL	3 263	763	493				
678 WIRE OF IRON OR STEEL	45 400	7 240	4 568	011 BOVINE MEAT	221	75	49
679 TUBES,PIPES,ETC.IRON,STL	297 633	64 940	40 223	012 OTHER MEAT, MEAT OFFAL	614	2 201	1 368
681 SILVER,PLATINUM,ETC.	150	3 581	2 208	017 MEAT,OFFL,PRPD,PRSD,NES	4 594	2 827	1 718
682 COPPER	12 342	11 632	7 396	025 EGGS,BIRDS,YOLKS,ALBUMIN	1 728	2 273	1 392
683 NICKEL	221	1 102	688	034 FISH,FRESH,CHILLED,FROZD	199	736	442
684 ALUMINIUM	38 750	36 703	23 163	044 MAIZE UNMILLED	907	133	86
685 LEAD	1 056	229	149	048 CEREAL PREPARATIONS	6 656	2 008	1 246
686 ZINC	2 375	672	398	054 VEGETABLES	258 075	29 008	17 619
687 TIN	134	268	173	056 VEGETABLES,PRPD,PRSD,NES	62 395	11 091	6 885
689 MISC.NON-FERR.BASE METAL	76	934	571	057 FRUIT,NUTS EXCL.OIL NUTS	805 446	91 013	55 525
691 METALLIC STRUCTURES,NES	7 800	7 131	4 352	058 FRUIT,PRESERVED,PREPARED	11 937	2 784	1 718
692 CONTAINERS,STORAGE,TRNSP	4 252	7 044	4 522	059 FRUIT, VEGETABLE JUICES	203 582	44 432	27 449
693 WIRE PRODUCTS EXCL.ELECT	6 982	2 736	1 693	061 SUGARS,MOLASSES,HONEY	3 654	873	542
694 NAILS,SCREWS,NUTS,ETC.	2 714	4 749	2 955	062 SUGAR CONFECTIONERY	393	100	59
695 TOOLS	10 444	63 910	39 751	071 COFFEE,COFFEE SUBSTITUTE	270	87	51
696 CUTLERY	245	958	619	075 SPICES	234	151	94
697 HOUSEHOLD EQUIPMENT,NES	234	452	277	081 ANIMAL FEED STUFF	39 026	4 698	2 959
699 MANUFACTS.BASE METAL,NES	27 675	25 189	15 792	098 EDIBLE PROD.PREPRTNS,NES	14 046	3 406	2 113
700 CPL IND PLANT (84/85/87)	4 634	22 268	14 332	111 NON-ALCOHOL.BEVERAGE,NES	67 757	3 792	2 487
711 STEAM GENER.BOILERS,ETC.	745	2 036	1 267	112 ALCOHOLIC BEVERAGES	808	365	221
712 STEAM TURBINES	414	5 534	3 470	222 DILSEED(SFT.FIX VEG.OIL)	12 407	2 736	1 737
713 INTRNL COMBUS PSTN ENGIN	41 989	115 270	73 202	248 WOOD, SIMPLY WORKED	258	126	77
714 ENGINES,MOTORS NON-ELECT	1 791	20 269	13 014	263 COTTON	69 879	28 544	17 648
716 ROTATING ELECTRIC PLANT	25 516	74 854	46 573	272 FERTILIZERS, CRUDE	2 026 738	18 639	11 447
718 OTH.POWR.GENRTNG.MACHNRY	744	4 016	2 514	277 NATURAL ABRASIVES, NES		204	133
721 AGRIC.MACHINES,EX.TRACTR	30 536	37 661	23 466	278 OTHER CRUDE MINERALS	166 152	14 942	9 275
722 TRACTORS	465	1 480	942	282 FERROUS WASTE AND SCRAP	4 526	622	377
723 CIVIL ENGINEERING EQUIPT	13 733	28 932	18 032	288 NON-FERROUS WASTE,SCRAP	43 374	12 318	7 585
724 TEXTILE,LEATHER MACHINES	39 527	138 852	87 261	299 PREC.METAL DRES.CONCTRTS	23	491	296
725 PAPER,PULP MILL MACHINES	689	4 632	2 936	291 CRUDE ANIMAL MATERLS,NES	1 047	224	140
726 PRINTNG,BDBKBDNG MACHS	1 421	10 834	6 867	292 CRUDE VEG.MATERIALS, NES	65 632	56 000	34 421
727 FOOD-PROCESS.MCH,NON DOM	1 234	5 228	3 375	334 PETROLEUM PRODUCTS	89 837	3 676	2 175
728 OTH.MACH,PTS,SPCL INDUST	24 877	100 623	63 589	335 RESIDUAL PETROL.PRODUCTS	5 117	461	288
731 METAL REMOVAL WORK TOOLS	22 810	145 002	90 775	422 FIXED VEG.FAT,OILS,OTHER	100	220	133
733 MACH-TOOLS,METAL-WORKING	7 122	28 925	18 068	511 HYDROCARBONS,NES,DERIVTS	544	227	140
735 PARTS,NES,FOR MACH-TOOLS	166	25 988	16 323	512 ALCOHOL,PHENOL,ETC.DERIV	792	649	388
737 METALWORKING MACHNRY,NES	3 381	16 849	10 536	513 CARBOXYLIC ACIDS,DERIVTS			
741 HEATING,COOLNG EQUIP,PART				514 NITROGEN-FUNCT.COMPOUNDS	7 155	8 388	5 095
742 PUMPS FOR LIQUIDS,PARTS	8 595	50 893	32 338	515 ORGANO-INDORGANIC COMPNDS	3 574	2 455	1 534
743 PUMPS,NES,CENTRIFUGS ETC	19 848	67 640	42 188	516 OTHER ORGANIC CHEMICALS	13 405	5 771	3 513
744 MECHANICAL HANDLNG EQUIP	22 875	41 614	25 879	522 INORGANIC CHEM.ELEMENTS	132 822	16 734	10 286
745 OTH.NONELEC MCH,TOOL,NES	5 631	35 385	22 020	523 METAL,SALTS,INORGAN.ACID	82 992	8 689	5 410
746 BALL OR ROLLER BEARINGS	3 321	13 206	8 374	525 RADIO-ACTIVE MATERIALS		72	45
747 TAPS,COCKS,VALVES,ETC.	12 423	39 201	24 549	531 SYNTH.COLOURS,LAKES,ETC.	711	534	349
748 TRANSMISSIONS SHAFTS ETC	11 766	48 374	15 711	532 DYEING,TANNING MATERIALS	9	107	63
749 NON-ELECT MACH,PARTS,ETC	6 094	25 216	15 711	533 PIGMENTS, PAINTS, ETC.	2 609	1 329	821
751 OFFICE MACHINES	523	4 967	3 197	541 MEDICINES,ETC.EXC.GRP542	526	6 042	3 761
752 AUTOMATC.DATA PROC.EQUIP	3 319	30 918	18 685	542 MEDICAMENTS	471	5 333	3 303
759 PARTS,FOR OFFICE MACHINS	7 168	6 418	3 839	551 ESSNTL.OIL,PERFUME,FLAVR	1 300	701	439
761 TELEVISION RECEIVERS ETC	7 41	315	195	553 PERFUMERY,COSMETICS,ETC.	2 176	1 355	830
762 RADIO-BROADCAST RECEIVER	70	231	138	562 FERTILIZER,EXCEPT GRP272	816 549	18 185	11 258
763 SOUND RECORDER,PHONOGRPH	12	282	170	571 POLYMERS OF ETHYLENE	989	361	237
764 TELECOMM.EQUIP,PARTS,NES	11 826	144 421	90 510	572 POLYMERS OF STYRENE	673	241	150
771 ELECT POWER MACHNRY,PARTS	2 953	8 796	5 535	573 POLYMERS,VINYL CHLORIDE	96 738	13 383	8 342
772 ELECT SWITCH,RELAY,CIRCUIT	8 273	64 424	39 695	574 POLYACETAL,POLYCARBONATE	560	591	356
773 ELECTR DISTRIB.EQPT,NES	56 050	39 868	25 357	575 OTH.PLASTIC,PRIMARY FORM	18 061	6 310	3 945
774 ELECTRO-MEDCL,XRAY EQUIP	802	19 903	12 540	581 PLASTIC TUBE,PIPE,HOSE	3 443	5 376	3 366
775 DOM.ELEC,NON-ELEC.EQUIPT	8 202	11 171	6 864	582 PLASTIC PLATE,SHEETS,ETC	33 021	24 158	15 097
776 TRANSISTORS,VALVES,ETC.	110	7 842	4 872	583 MONOFILAMENT OF PLASTICS	4 932	3 725	2 306
778 ELECTRIC MACH. APPART,NES	23 102	49 416	30 963	591 INSECTICIDES, ETC	281	369	231
781 PASS.MOTOR VEHCLS.EX.BUS	3 279	8 936	5 887	592 STARCHES,INULIN,ETC.	820	210	128
782 GOODS,SPCL TRANSPORT VEH	7 328	17 427	10 966	593 EXPLOSIVES,PYROTECHNICS	307	2 429	1 522
783 ROAD MOTOR VEHICLES,NES	21 638	5 544	3 392	598 MISC.CHEMICAL PRODTS,NES	5 179	1 837	1 178
784 PARTS,TRACTORS,MOTOR VEH	291 777	424 692	271 575	599 FURSKINS,TANNED,DRESSED	6	1 214	720
785 CYCLES,MOTORCYCLES ETC.	633	4 613	3 073	621 MATERIALS OF RUBBER	6 461	4 808	2 943
786 TRAILERS,SEMI-TRAILR,ETC	1 447	2 863	1 749				

7 IMPORTS AND EXPORTS (SPECIAL TRADE) BY COUNTRIES OF PRODUCTION AND CONSUMPTION AND BY GROUPS OF THE SITC-REV. III 1990

GROUP DESCRIPTION	DT = 100 KG	1 000 DM	1 000 \$	GROUP DESCRIPTION	DT = 100 KG	1 000 DM	1 000 \$
625 RUBBER TYRES, TUBES, ETC.	33 558	18 821	11 594	897 GOLD, SILVERWARE, JEWELRY, NES	26	26 235	16 496
629 ARTICLES OF RUBBER, NES	1 846	1 717	1 077	898 MUSICAL INSTRUMENTS, ETC.	1 055	5 637	3 475
634 VENEERS, PLYWOOD, ETC.	2 133	632	381	899 MISC MANUFACTURED GOODS, NES	36	325	201
635 WOOD MANUFACTURES, NES	91	253	164	961 COIN NONGOLD NONCURRENT	1	188	114
641 PAPER AND PAPERBOARD	2 823	1 367	876				
642 PAPER, PAPERBOARD, CUT ETC	3 825	2 526	1 618	EXPORTS	4 897 149	2 559 999	1 590 245
651 TEXTILE YARN	5 875	9 435	5 733	001 LIVE ANIMALS	127	145	85
652 COTTON FABRICS, WOVEN	1 318	1 710	1 064	011 BOVINE MEAT	243	115	69
653 FABRICS, MAN-MADE FIBRES	218	457	293	022 MILK AND CREAM	14 245	4 683	2 912
654 OTH. TEXTILE FABRIC, WOVEN	182	223	136	034 FISH, FRESH, CHILLED, FROZEN	6 829	1 331	834
655 KNIT, CROCHET, FABRIC, NES	135	439	67	037 FISH ETC. PREPARED, PRESERVED, NES	1 022	787	492
656 TULLE, LACE, EMBROIDERY, ETC.	27	110	122	041 WHEAT, MESLIN, UNMILLED	106 870	1 893	1 227
657 SPECIAL YARN, TEXTILE FABRIC	239	198	104	043 BARLEY, UNMILLED	165 856	2 981	1 974
658 TEXTILE ARTICLES, NES	5 761	16 471	10 478	047 OTHER CEREAL MEAL, FLOURS	288 675	5 267	3 239
659 FLOOR COVERINGS, ETC.	6 942	15 897	9 869	048 CEREAL PREPARATIONS	6 126	1 466	918
662 CLAY, REFRACTORY, CONSTRUCTION MATERIAL	1 792	2 525	1 556	054 VEGETABLES	2 023	515	322
663 MINERAL MANUFACTURES, NES	2 991	6 266	3 874	056 VEGETABLES, PREPARED, PRESERVED, NES	3 272	2 021	1 263
664 GLASS	606	279	176	057 FRUIT, NUTS EXCLUDING OIL NUTS	3 929	3 380	2 052
665 GLASSWARE	3 054	543	341	058 FRUIT, PRESERVED, PREPARED	457	332	203
667 PEARLS, PRECIOUS STONES	*	*	*	059 FRUIT, VEGETABLE JUICES	1 559	382	232
679 TUBES, PIPES, ETC. IRON, STEEL	3 117	3 397	2 101	061 SUGARS, MOLASSES, HONEY	533 419	30 659	18 984
682 COPPER	16 041	6 604	4 077	062 SUGAR CONFECTIONERY	6 796	3 600	2 231
684 ALUMINIUM	42 434	20 679	12 924	071 COFFEE, COFFEE SUBSTITUTE	7 216	5 256	3 256
689 MISC. NON-FERROUS BASE METAL	448	296	180	072 COCOA	2 096	904	573
691 METALLIC STRUCTURES, NES	16 163	6 555	4 323	073 CHOCOLATE, OTHER COCOA PREP	8 710	5 665	3 561
694 NAILS, SCREWS, NUTS, ETC.	892	828	503	074 TEA AND MATE	134	135	80
695 TOOLS	1 589	42 018	26 159	075 SPICES	100	119	77
696 CUTLERY	78	358	217	081 ANIMAL FEED STUFF	114 997	5 677	3 431
697 HOUSEHOLD EQUIPMENT, NES	30	383	252	098 EDIBLE PROD. PREPARATIONS, NES	190 102	14 983	9 090
699 MANUFACTURES, BASE METAL, NES	18 648	19 214	11 956	111 NON-ALCOHOLIC BEVERAGE, NES	750	134	82
712 STEAM TURBINES	39	395	245	112 ALCOHOLIC BEVERAGES	4 422	853	533
713 INTERNAL COMBUSTION ENGINE	284	800	481	122 TOBACCO, MANUFACTURED	201	302	183
714 ENGINES, MOTORS NON-ELECTRIC	64	5 739	3 531	121 HIDES, SKINS (EXCLUDING FURS), RAW	219	217	136
715 ROTATING ELECTRICAL PLANT	85	817	492	223 OILSEED (OTHER THAN FIX. VEG. OIL)	1 080	122	79
718 OTHER POWER GENERATING MACHINERY	10	70	42	232 SYNTHETIC RUBBER, ETC.	14 453	3 302	2 043
721 AGRIC. MACHINES, EXCEPT TRACTORS	436	647	396	246 WOOD IN CHIPS, PARTICLES	2 648	60	37
723 CIVIL ENGINEERING EQUIPMENT	45	73	47	247 WOOD ROUGH, ROUGH SQUARED	1 342	95	57
724 TEXTILE, LEATHER MACHINES	1 155	2 293	1 410	248 WOOD, SIMPLY WORKED	7 704	643	393
725 PAPER, PULP MILL MACHINES	17	75	48	251 PULP AND WASTE PAPER	2 690	521	325
726 PRINTING, BOOKBINDING MACHINES	550	2 711	1 666	263 COTTON	7 727	1 777	1 105
727 FOOD-PROCESSING MACH. NON DOM	331	394	238	266 SYNTHETIC FIBRES	18 485	4 299	2 647
728 OTHER MACH. PARTS, SPECIAL INDUST	895	11 723	7 282	267 OTHER MAN-MADE FIBRES	21 502	14 104	8 604
731 METAL REMOVAL WORK TOOLS	293	675	427	268 WOOL, OTHER ANIMAL HAIR	663	1 105	652
733 MACH-TOOLS, METAL-WORKING	1 742	1 530	926	273 STONE, SAND AND GRAVEL	22 545	658	403
735 PARTS, NES, FOR MACH-TOOLS	993	4 572	2 827	274 SULPHUR, UNREFINED, IRON PYRITS	2 180	137	86
737 METALWORKING MACHINERY, NES	66	759	467	278 OTHER CRUDE MINERALS	16 831	910	564
741 HEATING, COOLING EQUIP, PART	1 475	7 222	4 411	285 ALUMINUM ORE, CONCENTRATED, ETC.	1 230	395	244
742 PUMPS FOR LIQUIDS, PARTS	126	322	194	288 NON-FERROUS WASTE, SCRAP	780	140	86
743 PUMPS, NES, CENTRIFUGAL ETC	1 532	7 715	4 800	291 CRUDE ANIMAL MATERIALS, NES	6 514	592	353
744 MECHANICAL HANDLING EQUIP	1 016	423	258	292 CRUDE VEG. MATERIALS, NES	2 432	2 880	1 782
745 OTHER NON-ELECTRIC MACH. TOOLS, NES	1 187	5 536	3 494	322 BRIQUETTES, LIGNITE, PEAT	40 385	1 382	850
746 BALL OR ROLLER BEARINGS	14	57	36	334 PETROLEUM PRODUCTS	21 746	3 971	2 456
747 TAPS, COCKS, VALVES, ETC.	830	1 968	1 210	335 RESIDUAL PETROL. PRODUCTS	8 323	1 218	753
748 TRANSMISSION SHAFTS, ETC.	421	1 062	654	342 LIQUEFIED PROPANE, BUTANE	868	60	38
749 NON-ELECTRIC MACH. PARTS, ETC.	43	1 443	890	344 PETROLEUM GASES, NES	516	99	63
751 OFFICE MACHINES	4	133	79	411 ANIMAL OILS AND FATS	419	72	44
752 AUTOMATIC DATA PROCESSING EQUIP	918	46 392	29 127	421 FIXED VEG. FAT, OILS, SOFT	4 694	891	538
759 PARTS, FOR OFFICE MACHINES	565	8 314	5 175	422 FIXED VEG. FAT, OILS, OTHER	880	181	109
761 TELEVISION RECEIVERS, ETC.	2	112	69	431 ANIMAL VEG. FATS, OILS, NES	9 216	1 737	1 077
763 SOUND RECORDER, PHONOGRAPH	2	65	38	511 HYDROCARBONS, NES, DERIVATIVES	113 638	17 526	11 183
764 TELECOMM. EQUIP. PARTS, NES	536	30 055	18 922	512 ALCOHOL, PHENOL, ETC. DERIVATIVES	83 969	18 442	11 438
771 ELECTRIC POWER MACHINERY, PARTS	608	5 487	3 402	513 CARBOXYLIC ACIDS, DERIVATIVES	124 631	27 277	16 896
772 ELECTRIC SWITCH, RELAY, CIRCUIT	1 947	11 544	7 195	514 NITROGEN-FUNCTIONAL COMPOUNDS	56 664	35 392	21 921
773 ELECTRIC DISTRIBUTION EQUIPMENT, NES	2 105	9 338	2 051	515 ORGANIC-INORGANIC COMPOUNDS	17 992	17 969	11 103
774 ELECTRO-MEDICAL, X-RAY EQUIP	613	10 370	6 333	516 OTHER ORGANIC CHEMICALS	27 115	9 848	6 046
775 DOM. ELECT. NON-ELECTRIC EQUIP	201	1 045	633	522 INORGANIC CHEM. ELEMENTS	51 476	10 970	6 743
776 TRANSISTORS, VALVES, ETC.	184	1 176	794	523 METAL, SALTS, INORGANIC ACID	104 095	11 059	6 816
778 ELECTRIC MACH. APPARATUS, NES	2 600	23 379	14 487	524 OTHER CHEMICAL COMPOUNDS	3 170	1 818	1 109
781 PASS. MOTOR VEHICLES EXCEPT BUSES	140	412	269	525 RADIO-ACTIVE MATERIALS	18	95	58
782 GOODS, SPECIAL TRANSPORT VEH	38	122	74	531 SYNTH. COLOURS, LAKES, ETC.	11 512	21 924	13 679
784 PARTS, TRACTORS, MOTOR VEH	1 157	1 194	686	532 DYEING, TANNING MATERIALS	2 656	863	526
785 CYCLES, MOTORCYCLES, ETC.	55	283	184	533 PIGMENTS, PAINTS, ETC.	49 575	26 410	16 463
786 TRAILERS, SEMI-TRAILERS, ETC.	9 635	2 420	1 463	541 MEDICINES, ETC. EXCLUDING GROUP 542	2 810	21 942	13 631
792 AIRCRAFT, ASSOCIATED EQUIPMENT	23	2 192	1 320	542 MEDICAMENTS	2 806	26 022	16 109
813 LIGHTING FIXTURES, ETC., NES	87	311	198	551 ESSENTIAL OIL, PERFUME, FLAVOR	1 765	4 915	3 045
821 FURNITURE, CUSHIONS, ETC.	7 919	5 005	3 126	553 PERFUMERY, COSMETICS, ETC.	2 577	6 091	3 791
831 TRUNK, SUIT-CASES, BAGS, ETC.	1 805	5 210	3 159	554 SOAP, CLEANERS, POLISH, ETC.	73 662	23 007	14 217
841 MENS, BOYS CLOTHING, EXCEPT KNIT	1 506	9 384	5 924	562 FERTILIZER, EXCEPT GROUP 272	1 294	145	85
842 WOMEN, GIRL CLOTHING, EXCEPT KNIT	2 483	21 877	13 516	571 POLYMERS OF ETHYLENE	42 786	9 456	5 895
843 MENS, BOYS CLOTHING, KNIT	754	4 825	2 983	572 POLYMERS OF STYRENE	34 316	8 356	5 209
844 WOMEN, GIRLS CLOTHING, KNIT	4 535	25 301	15 610	573 POLYMERS, VINYL CHLORIDE	13 450	2 653	1 638
845 OTHER TEXTILE APPAREL, NES	5 780	51 293	31 905	574 POLYACETAL, POLYCARBONATE	80 070	31 663	19 433
846 CLOTHING ACCESSORIES, FABRIC	3 846	18 621	11 580	575 OTHER PLASTIC, PRIMARY FORM	90 827	33 479	20 743
848 CLOTHING, NONTEXTILE, HEADGEAR	228	1 504	915	579 PLASTIC WASTE, SCRAP ETC.	1 156	155	97
851 FOOTWEAR	2 063	4 136	2 600	581 PLASTIC TUBE, PIPE, HOSE	2 420	4 142	2 584
871 OPTICAL INSTRUMENTS, NES	16	1 225	767	582 PLASTIC PLATE, SHEETS, ETC.	29 220	25 267	15 602
872 MEDICAL INSTRUMENTS, NES	178	4 006	2 478	583 MONOFILAMENT OF PLASTICS	1 022	1 166	718
873 METERS, COUNTERS, NES	81	2 362	1 507	591 INSECTICIDES, ETC.	6 766	8 421	5 220
874 MEASURE, CONTROL INSTRUMENT	1 717	30 890	19 117	592 STARCHES, INULIN, ETC.	24 347	7 127	4 404
881 PHOTOGRAPH APPARATUS, ETC., NES	129	4 616	2 815	593 EXPLOSIVES, PYROTECHNICS	340	528	320
882 PHOTO. CINEMATOGRAPH. SUPPL	162	1 090	690	597 PREPARED ADDITIVES, LIQUIDS	12 311	6 208	3 835
884 OPTICAL GOODS, NES	143	3 568	2 181	598 MISC. CHEMICAL PRODUCTS, NES	127 243	59 039	36 680
885 WATCHES AND CLOCKS	2	152	97	611 LEATHER	1 624	2 840	1 782
891 ARMS AND AMMUNITION	5 472	7 310	4 461	612 MANUFACT. LEATHER ETC., NES	58	254	153
892 PRINTED MATTER	3 744	2 585	1 609	613 FURSKINS, TANNED, DRESSED	15	171	102
893 ARTICLES, NES, OF PLASTICS	28 716	21 801	13 663	621 MATERIALS OF RUBBER	9 476	5 370	3 335
894 BABY CARRIAGE, TOYS, GAMES	426	772	485	625 RUBBER TYRES, TUBES, ETC.	7 401	4 802	2 988
895 OFFICE, STATIONERY SUPPLIES	67	156	95	629 ARTICLES OF RUBBER, NES	2 454	7 519	4 659
896 WORKS OF ART, ANTIQUE ETC.	23	3 519	2 151				

7 IMPORTS AND EXPORTS (SPECIAL TRADE) BY COUNTRIES OF PRODUCTION AND CONSUMPTION AND BY GROUPS OF THE SITC-REV. III 1990

GROUP DESCRIPTION	DT = 100 KG	1 000 DM	1 000 \$	GROUP DESCRIPTION	DT = 100 KG	1 000 DM	1 000 \$
633 CORK MANUFACTURES	54	296	179	821 FURNITURE, CUSHIONS, ETC.	10 020	10 076	6 232
634 VENEERS, PLYWOOD, ETC.	23 145	3 877	2 423	831 TRUNK, SUIT-CASES, BAG, ETC	642	1 330	844
635 WOOD MANUFACTURES, NES	9 038	1 896	1 191	841 MENS, BOYS CLOTHING, X-KNIT	38	421	256
641 PAPER AND PAPERBOARD	193 563	43 619	27 097	842 WOMEN, GIRL CLOTHING, X-KNIT	305	4 316	2 580
642 PAPER, PAPERBOARD, CUT ETC	40 479	22 225	13 787	844 WOMEN, GIRLS CLOTHING, KNIT	37	365	222
651 TEXTILE YARN	62 486	51 040	31 407	845 OTHR. TEXTILE APPAREL, NES	561	4 445	2 736
652 COTTON FABRICS, WOVEN	3 315	7 982	4 961	846 CLOTHING ACCESSRS, FABRIC	513	3 005	1 882
653 FABRICS, MAN-MADE FIBRES	9 868	27 228	16 589	848 CLOTHING, NONTEXTL; HEADGEAR	207	706	437
654 OTH. TEXTILE FABRIC, WOVEN	743	2 240	1 415	851 FOOTWEAR	798	3 153	1 938
655 KNIT, CROCHET, FABRIC NES	3 481	9 735	6 006	871 OPTICAL INSTRUMENTS, NES	100	5 015	3 127
656 TULLE, LACE, EMBROIDRY, ETC	1 638	6 164	3 810	872 MEDICAL INSTRUMENTS NES	1 917	17 349	10 833
657 SPECIAL YARN, TEXTL. FABRIC	13 765	16 056	10 009	873 METERS, COUNTERS, NES	520	1 592	983
658 TEXTILE ARTICLES NES	1 153	1 447	907	874 MEASURE, CONTROL INSTRMNT	1 916	37 068	22 941
659 FLOOR COVERINGS, ETC.	876	471	292	881 PHOTOGRAPH APPAR. ETC. NES	615	5 087	3 172
661 LIME, CEMENT, CONSTR. MATRL	10 108	674	422	882 PHOTO. CINEMATOGPH. SUPPL	15 025	20 107	12 365
662 CLAY, REFRCT. CONSTR. MATRL	18 697	2 195	1 357	883 CINE. FILM EXPOS. DEVELOP	5	77	45
663 MINERAL MANUFACTURES, NES	13 215	11 438	7 065	884 OPTICAL GOODS NES	81	6 790	4 237
664 GLASS	41 831	9 359	5 793	885 WATCHES AND CLOCKS	382	4 095	2 507
665 GLASSWARE	9 733	7 020	4 333	891 ARMS AND AMMUNITION	202	767	477
666 POTTERY	12 973	10 396	6 373	892 PRINTED MATTER	6 099	10 393	6 396
667 PEARLS, PRECIOUS STONES	.	.	.	893 ARTICLES, NES, OF PLASTICS	23 205	26 784	16 567
671 PIC IRON, SPIEGELEISN, ETC	4 504	631	392	894 BABY CARRIAGE, TOYS, GAMES	3 383	4 906	3 030
672 INGOTS ETC. IRON OR STEEL	5 935	711	430	895 OFFICE, STATIONERY SUPPLS	2 012	7 450	4 845
673 FLAT-ROLLED IRON ETC	154 238	13 929	8 420	896 WORKS OF ART, ANTIQUE ETC	11	2 654	1 627
674 FLAT-ROLLED ALLOY IRON	245 991	37 743	23 526	897 GOLD, SILVERWARE, JEWEL NES	77	6 356	3 863
675 FLAT-ROLLED, ALLOY STEEL	38 162	10 801	6 701	898 MUSICAL INSTRUMENTS, ETC.	4 675	12 216	7 617
676 IRON, STL. BAR, SHAPES ETC.	48 344	8 474	5 226	899 MISC. MANUFACT. GOODS NES	3 358	5 438	5 839
677 RAILWAY TRACK IRON, STEEL	26 554	4 226	2 831	901 COIN NONGOLD NONCURRENT	1 911	2 952	1 766
678 WIRE OF IRON OR STEEL	36 761	8 348	5 164	971 GOLD, NONMONTY EXCL DRES	.	816	486
679 TUBES, PIPES, ETC. IRON, STL	45 398	28 629	17 768				
681 SILVER, PLATINUM, ETC.	827	1 879	1 177	JORDAN			
682 COPPER	21 583	19 040	11 795	IMPORTS	93 850	43 075	26 796
683 NICKEL	1 455	287	178	054 VEGETABLES	3 981	936	584
684 ALUMINIUM	9 388	2 773	1 693	272 FERTILIZERS, CRUDE	31 851	275	185
685 LEAD	141	110	110	278 OTHER CRUDE MINERALS	2 000	127	76
686 ZINC	9 141	629	387	288 NON-FERROUS WASTE, SCRAP	22 800	3 790	2 388
687 TIN	9 884	10 362	6 321	289 RUBBER TYRES, TUBES, ETC.	364	423	250
689 MISC. NON-FERR. BASE METAL	2 879	1 963	1 220	651 TEXTILE YARN	98	56	33
691 METALLIC STRUCTURES NES	1 713	2 036	1 257	679 TUBES, PIPES, ETC. IRON, STL	1 701	174	117
692 CONTAINERS, STORAGE, TRNSP	4 388	4 685	2 912	682 COPPER	801	232	151
693 WIRE PRODUCTS EXCL. ELECT	8 425	23 414	14 467	685 LEAD	464	55	36
694 NAILS, SCREWS, NUTS, ETC.	736	3 889	2 394	723 CIVIL ENGINEERING EQUIPT	1 144	555	339
695 TOOLS	2 602	3 550	2 198	735 PARTS, NES, FOR MACH-TOOLS	3	67	39
696 CUTLERY	48 097	42 347	26 228	742 PUMPS FOR LIQUIDS, PARTS	.	118	70
697 HOUSEHOLD EQUIPMENT, NES	344	464	293	752 AUTOMATC. DATA PROC. EQUIP	3	63	41
699 MANUFACTS. BASE METAL, NES	241	2 113	1 300	781 PASS. MOTOR VEHCLS. EX. BUS	113	12 174	7 754
711 STEAM GENER. BOILERS, ETC.	3 708	12 852	7 849	782 GOODS, SPCL. TRANSPORT VEH	8 026	11 206	6 891
712 STEAM TURBINES	38	1 551	974	792 AIRCRAFT, ASSOCTD. EQUIPNT	11	841	513
713 INTRNL COMBUS PSTN ENGIN	2 274	12 908	8 160	821 FURNITURE, CUSHIONS, ETC.	46	69	45
714 ENGINES, MOTORS NON-ELECT	174	881	546	831 TRUNK, SUIT-CASES, BAG, ETC	207	291	173
716 ROTATING ELECTRIC PLANT	2 337	3 690	2 237	841 MENS, BOYS CLOTHING, X-KNIT	421	913	572
718 OTH. POWR. GENRTNG. MACHNRY	1 631	1 761	1 052	842 WOMEN, GIRL CLOTHING, X-KNIT	42	156	82
721 AGRIC. MACHINES, EX. TRACTR	11 269	15 362	9 601	843 MENS, BOYS CLOTHING, KNIT	50	94	62
722 TRACTORS	8 892	39 375	24 468	846 CLOTHING, NONTEXTL; HEADGEAR	54	121	75
723 CIVIL ENGINEERING EQUIPT	1 215	5 390	3 404	871 OPTICAL INSTRUMENTS, NES	.	194	114
724 TEXTILE, LEATHER MACHINES	5 169	19 444	12 434	874 MEASURE, CONTROL INSTRMNT	1	1 122	673
725 PAPER, PULP MILL MACHINES	2 309	13 036	7 967	893 ARTICLES, NES, OF PLASTICS	86	72	43
726 PRINTNG, BOOKBINDNG MACHS	20 938	64 713	40 458	EXPORTS	790 456	245 427	151 154
727 FOOD-PROCESS. MCH. NON DOM	1 952	7 269	4 481	001 LIVE ANIMALS	12 255	5 242	3 210
728 OTH. MACH. PTS, SPCL INDUST	2 716	8 757	5 592	011 BOVINE MEAT	11 251	1 846	1 163
731 METAL REMOVAL WORK TOOLS	808	6 144	3 849	012 OTHER MEAT, MEAT OFFAL	408	45	30
733 MACH-TOOLS, METAL-WORKING	673	3 604	2 246	022 MILK AND CREAM	2 183	412	250
735 PARTS, NES, FOR MACH-TOOLS	.	.	.	023 BUTTER, OTHER FAT OF MILK	571	224	135
737 METALWORKING MACHNRY NES	4 509	16 587	10 384	024 CHEESE AND CURD	1 278	569	355
741 HEATING, COOLNG EQUIP, PART	9 536	27 408	17 003	025 EGGS, BIRDS, YOLKS, ALBUMIN	69	57	36
742 PUMPS FOR LIQUIDS, PARTS	25 685	39 784	24 786	041 WHEAT, MESLIN, UNMILLED	138 990	3 284	2 008
743 PUMPS NES, CENTRIFUGS ETC	4 634	25 654	15 925	048 CEREAL PREPARATIONS	516	355	219
744 MECHANICAL HANDLING EQUIP	1 372	6 699	4 156	051 SUGARS, MOLASSES, HONEY	86 602	6 670	3 966
745 OTH. NONELEC MCH, TOOL, NES	5 464	14 889	9 227	071 COFFEE, COFFEE SUBSTITUTE	174	215	133
746 BALL OR ROLLER BEARINGS	2 913	17 885	11 035	081 ANIMAL FEED STUFF	74 336	4 979	3 148
747 TAPS, COCKS, VALVES, ETC.	3 573	17 047	10 604	081 MARGARINE AND SHORTENING	205	70	42
748 TRANSMISSIONS SHAFTS ETC	820	2 763	1 740	098 EDIBLE PROD. PREPRTRS, NES	1 313	1 209	735
749 NON-ELECT MACH. PARTS, ETC	1 005	11 999	7 465	091 SYNTHETIC RUBBER, ETC.	1 353	285	182
751 OFFICE MACHINES	281	5 036	3 123	248 WOOD, SIMPLY WORKED	571	67	39
752 AUTOMATC. DATA PROC. EQUIP	6 805	17 054	10 531	268 SYNTHETIC FIBRES	1 777	474	281
759 PARTS, FOR OFFICE MACHINS	85	639	391	269 WORN CLOTHING, TEXTL. ARTL	18 366	3 986	2 451
761 TELEVISION RECEIVERS ETC	100	3 726	2 324	322 BRIQUETTES, LIGNITE, PEAT	69 586	1 020	619
762 RADIO-BROADCAST RECEIVER	1 227	20 287	12 617	334 PETROLEUM PRODUCTS	2 327	403	244
763 SOUND RECORDER, PHONOGRPH	5 663	10 109	6 270	335 RESIDUAL PETROL. PRODUCTS	972	155	90
764 TELECOMM. EQUIP. PARTS NES	15 873	87 602	54 704	411 ANIMAL OILS AND FATS	3 021	238	150
771 ELECT POWER MACHNY, PARTS	13 608	13 820	8 597	431 ANIMAL, VEG. FATS, OILS, NES	3 604	729	445
772 ELEC. SWITCH, RELAY, CIRCUIT	336	6 476	4 017	511 HYDROCARBONS, NES, DERIVTS	1 970	307	187
773 ELECTR. DISTRIB. EQPT NES	46 469	47 943	29 880	512 ALCOHOL, PHENOL, ETC. DERIV	3 761	869	550
774 ELECTRO-MEDCL. XRAY EQUIP	409	13 880	8 634	513 CARBOXYLIC ACIDS, DERIVTS	887	509	311
775 DOM. ELEC. NON-ELEC. EQUIPT	25 473	42 609	26 394	514 NITROGEN-FUNCT. COMPOUNDS	3 703	1 116	682
776 TRANSISTORS, VALVES, ETC.	64 056	112 716	70 677	515 ORGANO-INORGANIC COMPNDS	260	309	188
778 ELECTRIC. MACH. APPART. NES	36 074	53 617	33 909	516 OTHER ORGANIC CHEMICALS	1 034	855	549
781 PASS. MOTOR VEHCLS. EX. BUS	2 967	9 922	5 897	522 INORGANIC CHEM. ELEMENTS	8 881	1 276	769
782 GOODS, SPCL. TRANSPORT VEH	42 177	97 952	61 467	523 METAL, SALTS, INORGAN. ACID	20 136	841	516
783 ROAD MOTOR VEHICLES NES	380	1 579	974	524 OTHER CHEMICAL COMPOUNDS	355	130	76
784 PARTS, TRACTORS, MOTOR VEH	10 310	9 656	5 954	531 SYNTH. COLOURS, LAKES, ETC.	127	326	200
785 CYCLES, MOTORCYCLES ETC.	363	8 720	4 562	532 DYEING, TANNING MATERIALS	281	107	67
786 TRAILERS, SEMI-TRAILR, ETC	92	8 733	5 219	533 PIGMENTS, PAINTS, ETC.	2 570	1 295	801
791 RAILWAY VEHICLES, EQUIPNT	104 614	207 757	129 723	541 MEDICINES, ETC. EXC. GRP542	313	1 520	938
792 AIRCRAFT, ASSOCTD. EQUIPNT	1 898	836	521	542 MEDICAMENTS	1 648	8 713	5 460
793 SHIP, BOAT, FLOAT, STRUCTRS	1 613	1 637	1 047				
811 PREFABRICATED BUILDINGS	2 452	6 342	3 929				
812 PLUMBNG, SANITRY, EQPT, ETC							
813 LIGHTING FIXTURES ETC. NES							

7 IMPORTS AND EXPORTS (SPECIAL TRADE) BY COUNTRIES OF PRODUCTION AND CONSUMPTION AND BY GROUPS OF THE SITC-REV. III 1990

GROUP DESCRIPTION	DT = 100 KG	1 000 DM	1 000 \$	GROUP DESCRIPTION	DT = 100 KG	1 000 DM	1 000 \$
551 ESSNTL.OIL,PERFUME,FLAVR	284	930	585	841 MENS,BOYS CLOTHNG,X-KNIT	19	264	165
553 PERFUMERY,COSMETICS,ETC.	2 179	2 125	1 295	842 WOMEN,GIRL CLOTHNG,XKNIT	50	1 233	759
554 SOAP,CLEANERS,POLISH,ETC	8 085	2 105	1 314	843 MENS,BOYS CLOTHING,KNIT	3	76	45
562 FERTILIZER,EXCEPT GRP272	5 563	379	243	844 WOMEN,GIRLS CLOTHNG,KNIT	5	62	35
572 POLYMERS OF STYRENE	3 966	833	559	845 OTHR.TEXTILE APPAREL,NES	19	399	248
573 POLYMERS,VINYL CHLORIDE	1 444	334	207	846 CLOTHING ACCESSRS,FABRIC	20	106	58
574 POLYACETAL,POLYCARBONATE	602	412	250	848 CLOTHNG,NONTXTL;HEADGEAR	97	311	182
575 OTH.PLASTIC,PRIMARY FORM	9 424	3 130	1 945	851 FOOTWEAR	12	70	42
581 PLASTIC TUBE,PIPE,HOSE	97	175	112	871 OPTICAL INSTRUMENTS,NES	3	103	62
582 PLASTIC PLATE,SHEETS,ETC	4 494	2 111	1 306	872 MEDICAL INSTRUMENTS NES	193	1 005	618
583 MONOFILAMENT OF PLASTICS	136	49	31	873 METERS,COUNTERS,NES	5	106	66
591 INSECTICIDES, ETC.	1 874	1 180	727	874 MEASURE,CONTROL INSTRMNT	100	4 799	2 938
592 STARCHES,INULIN,ETC.	2 740	928	585	881 PHOTOGRAPH APPAR,ETC.NES	26	242	148
597 PREPRD ADDITIVES,LIQUIDS	1 018	361	231	882 PHOTO.CINEMATOGRPH.SUPPL	1 236	1 514	949
598 MISC.CHEMICAL PRODS,NES	9 387	3 664	2 289	884 OPTICAL GOODS NES	3	53	30
621 MATERIALS OF RUBBER	1 104	704	429	885 WATCHES AND CLOCKS	3	137	83
625 RUBBER TYRES,TUBES,ETC.	15 015	1 980	1 209	891 ARMS AND AMMUNITION	10	140	87
629 ARTICLES OF RUBBER, NES	536	1 449	889	892 PRINTED MATTER	299	616	377
634 VENEERS, PLYWOOD, ETC.	443	103	61	893 ARTICLES,NES,OF PLASTICS	885	1 411	873
635 WOOD MANUFACTURES, NES	933	349	219	894 BABY CARRIAGE,TOYS,GAMES	86	188	115
641 PAPER AND PAPERBOARD	73 219	8 142	5 054	895 OFFICE,STATIONERY SUPPLS	519	714	434
642 PAPER,PAPERBOARD,CUT ETC	2 161	1 540	964	897 GOLD,SILVERWARE,JEWEL NES	264	162	162
651 TEXTILE YARN	5 691	2 207	1 350	899 MISC MANUFCTRD GOODS NES	122	486	302
652 COTTON FABRICS, WOVEN	496	490	306				
653 FABRICS,MAN-MADE FIBRES	597	773	468	SAUDI ARABIA			
654 OTH.TEXTILE FABRIC,WOVEN	37	55	31	IMPORTS	64 045 815	1 873 644	1 168 385
657 SPECIAL YARN,TXTL.FABRIC	1 285	775	480	034 FISH,FRESH,CHILLED,FROZN	285	256	157
658 TEXTILE ARTICLES NES	238	284	181	048 CEREAL PREPARATIONS	1 229	174	105
662 CLAY,REFRCT.CONSTR.MATRL	21 566	2 193	1 368	054 VEGETABLES	351	69	43
663 MINERAL MANUFACTURES,NES	2 086	1 450	887	282 FERROUS WASTE AND SCRAP	594	91	56
664 GLASS	321	124	74	288 NON-FERROUS WASTE,SCRAP	28 040	16 521	10 417
665 GLASSWARE	1 014	1 325	823	289 PREC.METAL DRES,CONCTRYS	40	915	560
666 POTTERY	213	393	241	291 CRUDE ANIMAL MATERLS,NES	361	1 511	930
673 FLAT-ROLLED IRON ETC.	18 656	1 463	959	292 CRUDE VEG.MATERIALS, NES	108	51	31
674 FLAT-ROLLED PLATED IRON	7 832	913	572	335 RESIDUAL PETROL. PRODUCTS	60 085 827	1 549 961	965 829
675 FLAT-ROLLED, ALLOY STEEL	2 857	544	354	336 PETROLEUM PRODUCTS	2 340 314	98 362	62 659
676 IRON,STL,BAR,SHAPES ETC.	17 847	1 555	983	339 PETROLEUM OILS, CRUDE	14 881	1 077	648
678 WIRE OF IRON OR STEEL	2 638	314	203	342 LIQUEFIED PROPANE,BUTANE	149 125	5 447	3 355
679 TUBES,PIPES,ETC.IRON,STL	2 575	950	576	351 HYDROCARBONS,NES,DERIVTS	44 555	3 588	2 230
682 COPPER	261	346	220	512 ALCOHOL,PHENOL,ETC.DERIV	356 935	11 648	7 201
683 NICKEL	7	55	35	515 ORGANO-INORGANIC COMPNDS	41 020	9 456	5 858
684 ALUMINIUM	462	591	363	516 OTHER ORGANIC CHEMICALS	10 192	781	466
691 METALLIC STRUCTURES NES	66	72	45	522 INORGANIC CHEM.ELEMENTS	82 534	1 538	925
692 CONTAINERS,STORAGE,TRNSP	565	414	254	571 POLYMERS OF ETHYLENE	646 000	105 622	65 852
693 WIRE PRODUCTS EXCL.ELECT	223	72	43	572 POLYMERS OF STYRENE	8 092	1 760	1 074
694 NAILS,SCREWS,NUTS,ETC.	326	210	127	573 POLYMERS,VINYL CHLORIDE	13 814	2 129	1 334
695 TOOLS	1 199	2 170	1 338	575 OTH.PLASTIC,PRIMARY FORM	979	166	105
696 CUTLERY	44	300	182	642 PAPER,PAPERBOARD,CUT ETC	4 772	2 133	1 431
697 HOUSEHOLD EQUIPMENT,NES	238	439	273	641 SILVER,PLATINUM,ETC.	66	1 645	988
699 MANUFACTS.BASE METAL,NES	1 273	1 530	932	682 COPPER	941	355	227
711 STEAM GENER. BOILERS,ETC.	151	141	92	2 710 684 ALUMINIUM	1 094	553	344
712 STEAM TURBINES	4	167	101	699 MANUFACTS.BASE METAL,NES	4 242	4 656	2 911
713 INTRNL COMBUS PSTN ENGIN	3 485	4 400	2 710	713 INTRNL COMBUS PSTN ENGIN	74	454	289
714 ENGINES,MOTORS NON-ELECT	9	2 591	1 562	714 ENGINES,MOTORS NON-ELECT	37	237	155
716 ROTATING ELECTRIC PLANT	885	1 367	827	716 ROTATING ELECTRIC PLANT	389	722	428
718 OTH.POWR.GENRTNG.MACHNRY	8	230	140	723 CIVIL ENGINEERING EQUIPT	2 170	495	299
721 AGRIC.MACHINES,EX.TRACTR	235	500	299	728 OTH.MACH,PTS,SPCL INDUST	63	172	108
722 TRACTORS	304	56	33	733 MACH-TOOLS,METAL-WORKING	53	173	105
723 CIVIL ENGINEERING EQUIPT	1 672	5 082	3 158	741 HEATING,COOLNG EQUIP,PART	29	177	117
724 TEXTILE,LEATHER MACHINES	1 276	4 089	2 474	742 PUMPS FOR LIQUIDS,PARTS	50	433	276
725 PAPER,PULP MILL MACHINES	88	281	181	743 PUMPS NES,CENTRIFUGS ETC	104	1 042	629
726 PRINTNG,BOOKBINDNG MACHS	302	1 474	935	744 MECHANICAL HANDLING EQUIP	1 691	536	341
727 FOOD-PROCESS,MCH,NON DOM	177	871	538	745 OTH.NONELEC MCH,TOOL,NES	69	144	80
728 OTH.MACH,PTS,SPCL INDUST	4 156	9 640	2 240	747 TAPS,COCKS,VALVES,ETC.	54	131	88
731 METAL REMOVAL WORK TOOLS	879	455	266	748 TRANSMISSIONS SHAFTS ETC	54	246	158
733 MACH-TOOLS,METAL-WORKING	860	532	333	749 NON-ELECT MACH,PARTS,ETC	40	128	78
735 PARTS,NES,FOR MACH-TOOLS	123	188	119	752 AUTOMATC DATA PROC.EQUIP	63	428	269
737 METALWORKING MACHNRY NES	145	241	146	759 PARTS,FOR OFFICE MACHINS	1	98	58
741 HEATING,COOLNG EQUIP,PART	4	167	101	774 TELECOMM.EQUIP,PARTS NES	6	809	509
742 PUMPS FOR LIQUIDS,PARTS	542	2 746	1 698	777 ELECT POWER MACHNRY,PARTS	1 871	4 156	2 482
743 PUMPS NES,CENTRIFUGS ETC	732	2 244	1 377	778 ELECT SWITCH,RELAY,CIRCUT	282	3 551	2 290
744 MECHANICAL HANDLING EQUIP	1 919	2 775	1 727	773 ELECTR DISTRIBT.EQPT NES	6	65	43
745 OTH.NONELEC MCH,TOOL,NES	353	2 304	1 400	774 ELECTRO-MEDCL,XRAY EQUIP	2	68	38
746 BALL OR ROLLER BEARINGS	188	596	361	776 TRANSISTORS,VALVES,ETC.	161	1 013	644
747 TAPS,COCKS,VALVES,ETC.	722	2 008	1 271	778 ELECTRIC MACH,APPART,NES	110	266	159
748 TRANSMISSIONS SHAFTS ETC	626	2 503	1 541	781 PASS.MOTOR VEHCLS,EX.BUS	357	614	385
749 NON-ELECT MACH,PARTS,ETC	538	2 314	1 434	782 GOODS,SPCL TRANSPORT VEH	1 457	1 894	1 145
751 OFFICE MACHINES	49	167	101	783 ROAD MOTOR VEHICLES NES	216	285	170
752 AUTOMATC DATA PROC.EQUIP	32	524	329	785 CYCLES,MOTORCYCLES ETC.	35	89	53
759 PARTS,FOR OFFICE MACHINS	15	245	148	792 AIRCRAFT, ASSOCTD.EQUIPNT	10	625	394
761 TELEVISION RECEIVERS ETC	39	115	73	793 SHIP,BOAT,FLOAT. STRUCTRS	186 365	9 538	5 691
762 RADIO-BROADCAST RECEIVER	5	83	53	844 WOMEN,GIRLS CLOTHNG,KNIT	27	75	45
764 TELECOMM.EQUIP,PARTS NES	126	1 784	1 070	845 OTHR.TEXTILE APPAREL,NES	566	881	561
771 ELECT POWER MACHNRY,PARTS	36	109	66	872 MEDICAL INSTRUMENTS NES	2	111	67
772 ELECT SWITCH,RELAY,CIRCUT	529	2 125	1 326	874 MEASURE,CONTROL INSTRMNT	34	901	578
773 ELECTR DISTRIBT.EQPT NES	2 819	1 685	1 024	881 PHOTOGRAPH APPAR,ETC.NES	2	72	44
774 ELECTRO-MEDCL,XRAY EQUIP	21	516	322	882 PHOTO.CINEMATOGRPH.SUPPL	5	56	33
775 DOM.ELEC,NON-ELEC.EQUIPT	302	508	305	884 OPTICAL GOODS NES	5	54	34
776 TRANSISTORS,VALVES,ETC.	11	99	62	891 ARMS AND AMMUNITION	680	560	375
778 ELECTRIC MACH,APPART,NES	5 827	4 065	2 525	892 PRINTED MATTER	127	186	115
781 PASS.MOTOR VEHCLS,EX.BUS	8 031	19 723	12 074	893 ARTICLES,NES,OF PLASTICS	354	52	31
782 GOODS,SPCL TRANSPORT VEH	14 609	18 362	11 321	894 ARTICLES,NES,OF PLASTICS	5	52	31
783 ROAD MOTOR VEHICLES NES	1 873	2 517	1 516	897 GOLD,NONMONTNRY EXCL DRES	•	•	•
784 PARTS,TRACTORS,MOTOR VEH	10 652	14 150	8 748	EXPORTS	5 603 257	2 671 732	1 657 337
786 TRAILERS,SEMI-TRAIL,ETC	836	351	207	001 LIVE ANIMALS	9 336	3 270	2 043
792 AIRCRAFT, ASSOCTD.EQUIPNT	31	10 303	6 132	011 BOVINE MEAT	29 271	8 117	5 115
812 PLUMBNG,SANITRY,EQPT,ETC	655	469	289				
813 LIGHTNG FIXTURES ETC,NES	93	169	99				
821 FURNITURE,CUSHIONS,ETC.	766	749	469				

7 IMPORTS AND EXPORTS (SPECIAL TRADE) BY COUNTRIES OF PRODUCTION AND CONSUMPTION AND BY GROUPS OF THE SITC-REV. III 1990

GROUP DESCRIPTION	DT = 100 KG	1 000 DM	1 000 \$	GROUP DESCRIPTION	DT = 100 KG	1 000 DM	1 000 \$
017 MEAT, OFFL. PRPD, PRSVD, NES	653		302	673 FLAT-ROLLED IRON ETC.	505 827	34 427	21 864
022 MILK AND CREAM	183 148	61 257	37 580	674 FLAT-ROLLED PLATED IRON	85 760	11 456	7 166
023 BUTTER, OTHER FAT OF MILK	2 216	599	376	675 FLAT-ROLLED, ALLOY STEEL	18 315	2 072	1 317
024 CHEESE AND CURD	27 133	12 627	7 842	676 IRON, STL, BAR, SHAPES ETC.	106 033	8 243	5 331
025 EGGS, BIRDS, YOLKS, ALBUMIN	891	429	261	677 RAILWAY TRACK IRON, STEEL	964	149	92
037 FISH ETC. PREPD, PRSVD, NES	21	286	176	678 WIRE OF IRON OR STEEL	1 540	381	236
043 BARLEY, UNMILLED	1 352 603	28 333	17 358	679 TUBES, PIPES, ETC. IRON, STL	414 822	53 216	33 227
048 CEREAL PREPARATIONS	18 588	9 446	5 896	681 SILVER, PLATINUM, ETC.	214	1 153	711
056 VEGETABLES, PRPD, PRSVD, NES	629	309	196	682 COPPER	12 801	9 464	5 850
058 FRUIT, PRESERVED, PREPARED	3 781	1 438	886	683 NICKEL	142	568	351
059 FRUIT, VEGETABLE JUICES	970	185	116	684 ALUMINIUM	104 192	65 243	40 120
061 SUGARS, MOLASSES, HONEY	289 347	20 895	13 197	685 LEAD	1 362	289	172
062 SUGAR CONFECTIONERY	1 631	865	536	686 ZINC	395	142	88
071 COFFEE, COFFEE SUBSTITUTE	1 570	1 628	1 001	689 MISC. NON-FERR. BASE METAL	10	80	50
072 COCOA	1 874	528	326	691 METALLIC STRUCTURES NES	19 080	23 040	14 041
073 CHOCOLATE, OTH. COCOA PREP	1 829	1 428	885	692 CONTAINERS, STORAGE, TRNSP	2 306	1 512	912
075 SPICES	106	148	85	693 WIRE PRODUCTS EXCL. ELECT	6 208	2 515	1 549
081 ANIMAL FEED STUFF	10 284	2 299	1 376	694 NAILS, SCREWS, NUTS, ETC.	4 947	5 147	3 143
091 MARGARINE AND SHORTENING	1 920	430	262	695 TOOLS	7 118	18 780	11 545
098 EDIBLE PRPD. PREPRTNS, NES	13 620	10 602	6 600	696 CUTLERY	1 203	6 138	3 749
111 NON-ALCOHOL. BEVERAGE, NES	12 695	3 212	1 982	697 HOUSEHOLD EQUIPMENT, NES	3 825	7 354	4 510
112 ALCOHOLIC BEVERAGES	5 326	8 526	318	699 MANUFACT. BASE METAL, NES	26 054	27 931	17 185
122 TOBACCO, MANUFACTURED	45	102	65	700 CPL IND PLANT (84/85/87)	5 532	45 365	27 879
222 OILSEED (SFT. FIX VEG. OIL)	200	112	74	711 STEAM GENER. BOILERS, ETC.	774	1 076	662
231 NATURAL RUBBER, ETC.	5 455	712	441	712 STEAM TURBINES	30	1 367	884
232 SYNTHETIC RUBBER, ETC.	81	49	30	713 INTRNL COMBUS PSTN ENGIN	9 809	42 171	26 077
248 WOOD, SIMPLY WORKED	5 370	672	30	714 ENGINES, MOTORS NON-ELECT	5 355	36 409	21 760
269 WORN CLOTHING, TEXTL. ARTL	14 782	364	416	716 ROTATING ELECTRIC PLANT	6 895	21 437	13 647
273 STONE, SAND AND GRAVEL	51 960	1 942	1 181	721 OTH. POWR. GENRTNG. MACHNRY	434	2 889	1 774
278 OTHER CRUDE MINERALS	1 012	162	722	722 TRACTORS	25 653	32 736	20 450
285 ALUMINIUM ORE, CONCTR. ETC	1 450	358	212	723 CIVIL ENGINEERING EQUIPT	19 352	26 353	16 027
287 ORE, CONCENTR. BASE METALS	907	1 208	762	724 TEXTILE, LEATHER MACHINES	8 585	14 220	8 832
288 NON-FERROUS WASTE, SCRAP	62	356	214	725 PAPER, PULP MILL MACHINES	903	7 183	4 529
291 CRUDE ANIMAL MATERLS, NES	74 565	2 574	1 548	726 PRINTNG, BOOKBINDNG MACHS	816	3 087	1 883
322 BRIQUETTES, LIGNITE, PEAT	6 335	2 186	1 354	727 FOOD-PROCESS. MCH. NON DOM	2 946	14 745	9 061
334 PETROLEUM PRODUCTS	37 392	2 252	1 370	728 OTH. MACH, PTS, SPCL INDUST	303	1 999	1 228
335 RESIDUAL PETROL. PRODUCTS	34 879	3 740	2 290	731 METAL REMOVAL WORK TOOLS	17 205	57 053	35 198
421 FIXED VEG. FAT, OILS, SOFT	497	71	45	733 MACH-TOOLS, METAL-WORKING	554	2 000	1 241
422 FIXED VEG. FAT, OILS, OTHER	30 738	5 431	3 358	735 PARTS, NES, FOR MACH-TOOLS	7 690	15 947	10 105
431 ANIMAL, VEG. FATS, OILS, NES	28 728	6 060	3 771	737 METALWORKING MACHNRY NES	719	4 265	2 632
511 HYDROCARBONS, NES, DERIVTS	5 624	1 160	722	741 HEATNG, COOLNG EQUIP, PART	1 013	2 897	1 791
512 ALCOHOL, PHENOL, ETC. DERIV	7 209	1 733	1 068	742 PUMPS FOR LIQUIDS, PARTS	6 783	26 821	16 497
513 CARBOXYLIC ACIDS, DERIVTS	31 817	11 716	7 395	743 PUMPS NES, CENTRIFUGS ETC	9 590	33 218	20 596
514 NITROGEN-FUNCT. COMPOUNDS	6 875	3 418	2 081	744 MECHANICAL HANDLING EQUIP	28 408	44 215	27 507
515 ORGANIC-INORGANIC COMPOUNDS	14 215	6 286	3 885	745 OTH. NONELEC MCH. TOOL, NES	7 265	27 248	16 914
516 OTHER ORGANIC CHEMICALS	19 555	7 653	4 724	746 BALL OR ROLLER BEARINGS	2 368	6 667	4 109
522 INORGANIC CHEM. ELEMENTS	237 223	15 342	9 490	747 TAPS, COCKS, VALVES, ETC.	18 323	52 590	32 657
523 METAL. SALTS, INORGAN. ACID	3 800	1 163	712	748 TRANSMISSIONS SHAFTS ETC	3 071	12 821	7 996
524 OTHER CHEMICAL COMPOUNDS	676	1 561	959	749 NON-ELECT MACH. PARTS, ETC	3 815	15 106	9 394
531 SYNTH. COLOURS, LAKES, ETC.	6 364	988	607	751 OFFICE MACHINES	841	3 589	2 224
532 DYEING, TANNING MATERIALS	29 379	15 693	9 668	752 AUTOMATC. DATA PROC. EQUIP	380	16 157	10 418
533 PIGMENTS, PAINTS, ETC.	3 054	14 627	9 036	759 PARTS, FOR OFFICE MACHINS	308	3 196	1 965
541 MEDICINES, ETC. EXC. GRP542	18 991	85 672	53 182	761 TELEVISION RECEIVERS ETC	197	789	477
542 MEDICAMENTS	2 713	6 637	4 061	762 RADIO-BROADCAST RECEIVER	150	1 170	723
551 ESSENTL. OIL, PERFUME, FLAVR	38 311	38 470	23 721	763 SOUND RECORDER, PHONOGRPH	16	231	143
553 PERFUMERY, COSMETICS, ETC.	32 686	9 637	5 971	764 TELECOMM. EQUIP. PARTS NES	2 245	29 679	18 416
554 SOAP, CLEANERS, POLISH, ETC	33 867	3 980	2 490	771 ELECT POWER MACHNRY, PARTS	38 577	51 555	31 820
562 FERTILIZER, EXCEPT GRP272	16 735	4 046	2 528	772 ELEC. SWITCH, RELAY, CIRCUT	13 512	70 019	44 211
571 POLYMERS OF ETHYLENE	6 591	1 403	885	773 ELECTR. DISTRIKT. EQPT NES	6 471	14 434	8 949
572 POLYMERS OF STYRENE	2 663	899	558	774 ELECTRO-MEDCL. XRAY EQUIP	681	14 543	9 057
573 POLYMERS, VINYL CHLORIDE	12 531	5 633	3 469	775 DOM. ELEC. NON-ELEC. EQUIPT	7 026	13 872	8 495
574 POLYACETAL, POLYCARBONATE	57 234	14 006	8 578	776 TRANSISTORS, VALVES, ETC.	16	1 651	1 010
575 OTH. PLASTIC, PRIMARY FORM	3 508	368	229	778 ELECTRIC. MACH. APPART. NES	36 117	50 951	31 679
579 PLASTIC WASTE, SCRAP ETC	1 878	2 152	1 335	781 PASS. MOTOR VEHCLS, EX. BUS	32 025	124 928	77 253
581 PLASTIC TUBE, PIPE, HOSE	50 494	38 916	24 081	782 GOODS, SPCL TRANSPORT VEH	57 653	80 778	51 262
582 PLASTIC PLATE, SHEETS, ETC	341	436	262	783 ROAD MOTOR VEHICLES NES	37 676	53 498	33 477
583 MONOFILAMENT OF PLASTICS	26 409	36 633	23 669	784 PARTS, TRACTORS, MOTOR VEH	69 837	145 404	89 803
591 INSECTICIDES, ETC.	12 209	6 270	3 851	785 CYCLES, MOTORCYCLES ETC.	232	177	109
592 STARCHES, INULIN, ETC.	8 913	2 112	1 304	786 TRAILERS, SEMI-TRAILR, ETC	27 256	11 154	6 971
597 PREPRED ADDITIVES, LIQUIDS	136 144	43 460	27 051	791 RAILWAY VEHICLES, EQUIPNT	128	422	266
598 MISC. CHEMICAL PRDCTS, NES	1 035	1 246	817	792 AIRCRAFT, ASSOCTD. EQUIPNT	30	2 509	1 544
600 CPL IND PLANT CHAP 69-76	88	150	95	793 SHIP, BOAT, FLOAT. STRUCTRS	472	2 998	1 795
611 LEATHER	41	148	89	800 CPL IND PLANT CHAP 90/94	175	3 997	2 404
612 MANUFACT. LEATHER ETC. NES	1 696	2 501	1 549	811 PREFABRICATED BUILDINGS	238	124	80
621 MATERIALS OF RUBBER	32 301	18 532	11 438	812 PLUMBNG, SANITRY, EQPT, ETC	2 840	1 907	1 163
625 RUBBER TYRES, TUBES, ETC.	3 249	7 126	4 396	813 LIGHTNG FIXTURES ETC. NES	4 634	18 811	11 638
629 ARTICLES OF RUBBER, NES	5	49	30	821 FURNITURE, CUSHIONS, ETC.	33 499	24 074	15 093
633 CORK MANUFACTURES	30 020	4 231	2 622	831 TRUNK, SUIT-CASES, BAG, ETC	165	2 247	1 377
634 VENEERS, PLYWOOD, ETC.	4 730	1 881	1 145	841 MENS, BOYS CLOTHNG, X-KNIT	263	3 420	2 100
635 WOOD MANUFACTURES, NES	145 158	32 529	20 183	842 WOMEN, GIRL CLOTHNG, XKNIT	308	5 755	3 524
641 PAPER AND PAPERBOARD	20 399	9 250	5 731	843 MENS, BOYS CLOTHNG, KNIT	51	341	211
642 PAPER, PAPERBOARD, CUT ETC	3 101	4 422	2 734	844 WOMEN, GIRLS CLOTHNG, KNIT	310	2 278	1 399
651 TEXTILE YARN	520	1 814	1 112	845 OTHR. TEXTILE APPAREL, NES	284	3 505	2 151
652 COTTON FABRICS, WOVEN	2 127	5 819	3 498	846 CLOTHING ACCESSRS, FABRIC	84	921	564
653 FABRICS, MAN-MADE FIBRES	108	656	398	848 CLOTHING, NONXTL; HEADGEAR	432	930	580
654 OTH. TEXTILE FABRIC, WOVEN	322	786	478	851 FOOTWEAR	329	2 156	1 305
655 KNIT, CROCHET, FABRIC NES	88	405	243	871 OPTICAL INSTRUMENTS, NES	53	2 132	1 319
656 TULLE, LACE, EMBROIDRY, ETC	9 058	8 078	5 004	872 MEDICAL INSTRUMENTS NES	4 223	48 330	30 706
657 SPECIAL YARN, TXTL. FABRIC	1 263	6 254	3 941	873 METERS, COUNTERS, NES	759	1 326	823
658 TEXTILE ARTICLES NES	3 748	4 269	2 566	874 MEASURE, CONTROL INSTRMNT	2 010	31 803	19 871
659 FLOOR COVERINGS, ETC.	12 103	1 087	650	881 PHOTOGRAPH APPAR. ETC. NES	423	5 023	3 210
661 LIME, CEMENT, CONSTR. MATRL	171 152	20 401	12 534	882 PHOTO. CINEMATOGRPH. SUPPL	5 665	6 979	4 309
662 CLAY, REFRACT. CONSTR. MATRL	14 221	11 089	7 058	884 OPTICAL GOODS NES	32	3 251	1 983
663 MINERAL MANUFACTURES, NES	42 334	6 500	3 985	885 WATCHES AND CLOCKS	194	4 366	2 882
664 GLASS	20 224	6 483	4 031	891 ARMS AND AMMUNITION	2 352	6 651	4 045
665 GLASSWARE	1 083	2 519	1 526	892 PRINTED MATTER	2 019	4 694	2 910
666 POTTERY				893 ARTICLES, NES, OF PLASTICS	27 047	30 452	18 896
667 PEARLS, PRECIOUS STONES				894 BABY CARRIAGE, TOYS, GAMES	1 796	2 857	1 709
671 PIG IRON, SPIEGELEISN, ETC	180	53	33				

7 IMPORTS AND EXPORTS (SPECIAL TRADE) BY COUNTRIES OF PRODUCTION AND CONSUMPTION AND BY GROUPS OF THE SITC-REV. III 1990

GROUP DESCRIPTION	DT = 100 KG	1 000 DM	1 000 \$	GROUP DESCRIPTION	DT = 100 KG	1 000 DM	1 000 \$
895 OFFICE, STATIONERY SUPPLS	3 570	9 904	6 136	635 WOOD MANUFACTURES, NES	1 927	1 083	656
897 GOLD, SILVERWARE, JEWEL NES	79	3 982	2 425	641 PAPER AND PAPERBOARD	33 969	5 743	3 452
898 MUSICAL INSTRUMENTS, ETC.	495	1 923	1 214	642 PAPER, PAPERBOARD, CUT ETC	4 843	2 339	1 403
899 MISC MANUFACTURED GOODS NES	1 379	3 610	2 214	651 TEXTILE YARN	135	211	124
941 COMPL IND PLANT CHAPT 99	1 445	9 493	5 686	652 COTTON FABRICS, WOVEN	375	1 191	716
971 GOLD, NONMONETARY EXCL ORES	23	44 779	27 680	653 FABRICS, MAN-MADE FIBRES	1 133	3 861	2 303
KUWAIT							
IMPORTS	6 343 575	182 844	110 659	654 OTH. TEXTILE FABRIC, WOVEN	146	371	223
036 CRUSTACEANS, MOLLUSCS ETC	75	174	110	655 KNIT, CROCHET, FABRIC NES	222	785	468
288 NON-FERROUS WASTE, SCRAP	6 058	1 795	1 074	657 SPECIAL YARN, TEXTILE FABRIC	764	1 014	605
291 CRUDE ANIMAL MATERIALS, NES	240	437	278	658 TEXTILE ARTICLES NES	80	402	242
333 PETROLEUM OILS, CRUDE	3 956 447	79 957	48 325	659 FLOOR COVERINGS, ETC.	192	348	205
334 PETROLEUM PRODUCTS	2 339 832	70 835	42 333	661 LIME, CEMENT, CONSTR. MATRL	1 157	251	150
335 RESIDUAL PETROL. PRODUCTS	12 411	386	231	662 CLAY, REFRACT. CONSTR. MATRL	13 055	3 056	1 839
511 HYDROCARBONS, NES, DERIVTS	10 650	728	438	663 MINERAL MANUFACTURES, NES	2 857	1 489	883
531 SYNTH. COLOURS, LAKES, ETC.	56	511	305	664 GLASS	5 005	703	422
553 PERFUMERY, COSMETICS, ETC.	7	47	30	665 GLASSWARE	513	815	485
664 GLASS	2 603	1 325	816	666 POTTERY	273	656	396
716 ROTATING ELECTRIC PLANT	20	131	78	667 PEARLS, PRECIOUS STONES	*	*	*
728 OTH. MACH. PTS, SPCL INDUST	23	128	79	673 FLAT-ROLLED IRON ETC.	34 207	2 770	1 668
741 HEATING, COOLING EQUIP, PART	26	52	33	676 IRON, STL. BAR, SHAPES ETC.	6 694	757	451
742 PUMPS FOR LIQUIDS, PARTS	12	50	31	679 TUBES, PIPES, ETC. IRON, STL	193 184	46 658	28 109
743 PUMPS NES, CENTRIFUGS ETC	10	152	90	681 SILVER, PLATINUM, ETC.	5	233	139
744 MECHANICAL HANDLING EQUIP	3 410	2 366	1 424	682 COPPER	3 313	2 998	1 796
764 TELECOMM. EQUIP. PARTS NES	207	207	123	684 ALUMINIUM	1 330	1 639	991
771 ELECT POWER MACHNY. PARTS	12	262	158	686 ZINC	451	128	77
772 ELEC. SWITCH, RELAY, CIRCUIT	20	311	188	691 METALLIC STRUCTURES NES	10 777	3 886	2 327
776 TRANSISTORS, VALVES, ETC.	1	154	91	692 CONTAINERS, STORAGE, TRNSP	685	487	291
781 PASS. MOTOR VEHCLS. EX. BUS	148	1 170	697	693 WIRE PRODUCTS EXCL. ELECT	854	490	294
792 AIRCRAFT, ASSOC. EQUIPNT	2	1 590	978	694 NAILS, SCREWS, NUTS, ETC.	663	688	407
842 WOMEN, GIRL CLOTHING, X-KNIT	22	226	139	695 TOOLS	1 272	3 089	1 853
874 MEASURE, CONTROL INSTRMNT	11	451	269	696 CUTLERY	252	1 137	682
971 GOLD, NONMONETARY EXCL ORES		344	202	697 HOUSEHOLD EQUIPMENT, NES	593	1 092	651
EXPORTS							
001 LIVE ANIMALS	10 565	4 745	2 818	699 MANUFACT. BASE METAL, NES	3 944	5 031	3 012
011 BOVINE MEAT	8 419	2 913	1 734	700 CPL IND PLANT (84/85/87)	2 029	15 035	8 917
017 MEAT, OFFL. PRPD, PRSVD, NES	305	277	170	712 STEAM TURBINES	732	738	440
022 MILK AND CREAM	9 954	3 501	2 125	713 INTRNL COMBUS PSTN ENGIN	3	307	181
023 BUTTER, OTHER FAT OF MILK	1 621	404	245	714 ENGINES, MOTORS NON-ELECT	1 307	7 011	4 192
024 CHEESE AND CURD	12 906	6 112	3 644	716 ROTATING ELECTRIC PLANT	21	5 252	3 129
025 EGGS, BIRDS, YOLKS, ALBUMIN	3 598	1 953	1 165	718 OTH. POWR. GENRTNG. MACHNRY	148	1 053	638
048 CEREAL PREPARATIONS	5 040	3 763	2 247	721 AGRIC. MACHINES, EX. TRACTR	368	393	233
056 VEGETABLES, PRPD, PRSVD, NES	161	80	52	723 CIVIL ENGINEERING EQUIPT	1 227	1 606	958
058 FRUIT, PRESERVED, PREPARED	276	156	92	724 TEXTILE, LEATHER MACHINES	47	198	116
061 SUGARS, MOLASSES, HONEY	356 336	24 806	14 890	725 PAPER, PULP MILL MACHINES	367	538	325
062 SUGAR CONFECTIONERY	732	369	225	726 PRINTING, BOOKBINDING MACHS	860	4 309	2 596
071 COFFEE, COFFEE SUBSTITUTE	74	75	44	727 FOOD-PROCESS. MCH. NON DOM	219	1 418	861
073 CHOCOLATE, OTH. COCOA PREP	726	576	345	728 OTH. MACH. PTS, SPCL INDUST	2 696	6 810	4 067
075 SPICES	87	111	67	731 METAL REMOVAL WORK TOOLS	24	161	95
081 ANIMAL FEED STUFF	5 117	473	283	733 MACH-TOOLS, METAL-WORKING	87	262	158
091 MARGARINE AND SHORTENING	410	81	49	735 PARTS, NES, FOR MACH-TOOLS	26	199	121
098 EDIBLE PRD. PREPRTNS, NES	3 155	2 706	1 617	737 METALWORKING MACHNRY NES	54	217	131
111 NON-ALCOHOL. BEVERAGE, NES	1 523	281	167	741 HEATING, COOLING EQUIP, PART	*	*	*
122 TOBACCO, MANUFACTURED	50	166	97	742 PUMPS FOR LIQUIDS, PARTS	732	4 984	2 990
232 SYNTHETIC RUBBER, ETC.	484	267	160	743 PUMPS NES, CENTRIFUGS ETC	1 271	4 349	2 590
278 OTHER CRUDE MINERALS	2 938	1 08	63	744 MECHANICAL HANDLING EQUIP	1 791	3 173	1 905
292 CRUDE VEG. MATERIALS, NES	277	344	206	745 OTH. NONELEC MCH, TOOL, NES	1 138	4 342	2 585
322 BRIQUETTES, LIGNITE, PEAT	19 633	486	292	746 BALL OR ROLLER BEARINGS	310	1 056	631
334 PETROLEUM PRODUCTS	5 160	1 117	666	747 TAPS, COCKS, VALVES, ETC.	2 152	5 965	3 582
335 RESIDUAL PETROL. PRODUCTS	2 274	996	236	748 TRANSMISSIONS SHAFTS ETC	554	2 796	1 662
421 FIXED VEG. FAT, OILS, SOFT	6 519	804	480	749 NON-ELECT MACH. PARTS, ETC	507	2 491	1 504
422 FIXED VEG. FAT, OILS, OTHER	1 738	413	245	751 OFFICE MACHINES	180	783	469
431 ANIMAL, VEG. FATS, OILS, NES	680	85	50	752 AUTOMATC. DATA PROC. EQUIP	117	2 976	1 794
511 HYDROCARBONS, NES, DERIVTS	3 571	801	475	759 PARTS, FOR OFFICE MACHINS	36	698	408
512 ALCOHOL, PHENOL, ETC. DERIV	3 357	737	440	761 TELEVISION RECEIVERS ETC	84	313	188
513 CARBOXYLIC ACIDS, DERIVTS	1 522	377	225	762 RADIO-BROADCAST RECEIVER	45	564	341
514 NITROGEN-FUNCT. COMPOUNDS	9 754	2 974	1 769	763 SOUND RECORDER, PHONOGRPH	22	1 584	944
515 ORGANO-INORGANIC COMPNDS	69	172	104	764 TELECOMM. EQUIP. PARTS NES	218	3 324	1 996
516 OTHER ORGANIC CHEMICALS	114	343	207	771 ELECT POWER MACHNY. PARTS	6 053	10 534	6 284
522 INORGANIC CHEM. ELEMENTS	4 216	972	581	772 ELEC. SWITCH, RELAY, CIRCUIT	1 472	10 800	6 440
523 METAL. SALTS, INORGAN. ACID	9 562	800	472	773 ELECTR DISTRIB. EQPT NES	30 341	24 823	14 787
524 OTHER CHEMICAL COMPOUNDS	372	108	68	774 ELECTRO-MEDCL. XRAY EQUIP	94	1 905	1 133
531 SYNTH. COLOURS, LAKES, ETC.	265	458	272	775 DOM. ELEC. NON-ELEC. EQUIPT	1 549	3 598	2 139
533 PIGMENTS, PAINTS, ETC.	11 080	3 516	2 099	776 TRANSISTORS, VALVES, ETC.	2	137	84
541 MEDICINES, ETC. EXC. GRPS 42	983	3 379	2 008	778 ELECTRIC MACH. APPART. NES	5 213	7 179	4 294
542 MEDICAMENTS	1 168	7 877	4 678	781 PASS. MOTOR VEHCLS. EX. BUS	18 792	63 760	38 082
551 ESSENTL. OIL, PERFUME, FLAVR	37	119	71	782 GOODS, SPCL TRANSPORT VEH	2 574	2 792	1 667
553 PERFUMERY, COSMETICS, ETC.	6 588	9 623	5 753	783 ROAD MOTOR VEHICLES NES	3 846	9 620	5 655
554 SOAP, CLEANERS, POLISH, ETC	4 611	2 181	1 301	784 PARTS, TRACTORS, MOTOR VEH	10 104	28 318	16 971
573 POLYMERS, VINYL CHLORIDE	683	326	193	786 TRAILERS, SEMI-TRAILR, ETC	2 954	2 539	1 560
574 POLYACETAL, POLYCARBONATE	1 907	811	485	792 AIRCRAFT, ASSOC. EQUIPNT	19	3 121	1 867
575 OTH. PLASTIC, PRIMARY FORM	7 908	2 900	1 730	812 PLUMBING, SANITRY, EQPT. ETC	586	589	355
581 PLASTIC TUBE, PIPE, HOSE	529	556	332	813 LIGHTNG FIXTURES ETC. NES	1 411	4 017	2 393
582 PLASTIC PLATE, SHEETS, ETC	2 367	2 791	1 668	821 FURNITURE, CUSHIONS, ETC.	3 808	5 468	3 275
583 MONOFILAMENT OF PLASTICS	379	181	108	831 TRUNK, SUIT-CASES, BAG, ETC	34	638	376
591 INSECTICIDES, ETC.	435	379	226	841 MENS, BOYS CLOTHING, X-KNIT	348	4 404	2 607
592 STARCHES, INULIN, ETC.	1 528	1 110	665	842 WOMEN, GIRL CLOTHING, X-KNIT	290	4 980	2 954
597 PREP. ADDITIVES, LIQUIDS	5 153	2 400	1 414	843 MENS, BOYS CLOTHING, KNIT	4	51	31
598 MISC. CHEMICAL PRODS. NES	18 077	4 684	2 805	844 WOMEN, GIRLS CLOTHING, KNIT	50	784	454
611 LEATHER	15	117	70	845 OTHR. TEXTILE APPAREL, NES	111	1 885	1 112
621 MATERIALS OF RUBBER	349	451	266	846 CLOTHING ACCESSRS, FABRIC	40	277	164
625 RUBBER TYRES, TUBES, ETC.	4 201	1 818	1 079	848 CLOTHING, NONTEXTL; HEADGEAR	92	244	147
629 ARTICLES OF RUBBER, NES	819	1 456	873	851 FOOTWEAR	195	1 218	713
634 VENEERS, PLYWOOD, ETC.	1 798	289	176	871 OPTICAL INSTRUMENTS, NES	2	150	91
				872 MEDICAL INSTRUMENTS NES	274	4 426	2 619
				873 METERS, COUNTERS, NES	19	326	196
				874 MEASURE, CONTROL INSTRMNT	290	6 602	3 939
				881 PHOTOGRAPH APPAR. ETC. NES	62	614	363
				882 PHOTO. CINEMATOGRPH. SUPPL	2 350	3 603	2 157
				884 OPTICAL GOODS NES	10	946	568

7 IMPORTS AND EXPORTS (SPECIAL TRADE) BY COUNTRIES OF PRODUCTION AND CONSUMPTION AND BY GROUPS OF THE SITC-REV. III 1990

GROUP DESCRIPTION	DT = 100 KG	1 000 DM	1 000 \$	GROUP DESCRIPTION	DT = 100 KG	1 000 DM	1 000 \$
885 WATCHES AND CLOCKS	17	859	510	694 NAILS, SCREWS, NUTS, ETC.	602	442	267
892 PRINTED MATTER	653	1 518	907	695 TOOLS	522	1 109	672
893 ARTICLES, NES, OF PLASTICS	3 248	4 635	2 787	696 CUTLERY	56	435	267
894 BABY CARRIAGE, TOYS, GAMES	1 047	1 122	673	697 HOUSEHOLD EQUIPMENT, NES	120	265	160
895 OFFICE, STATIONERY SUPPLS	573	1 614	965	699 MANUFACTS. BASE METAL, NES	2 187	2 366	1 469
897 GOLD, SILVERWARE, JEWEL NES	10	507	302	711 STEAM GENER. BOILERS, ETC.	381	233	139
898 MUSICAL INSTRUMENTS, ETC.	294	984	581	713 INTRNL COMBUS PSTN ENGIN	207	1 075	656
899 MISC MANUFACTRD GOODS NES	428	1 269	757	714 ENGINES, MOTORS NON-ELECT	108	7 110	4 358
971 GOLD, NONMONTRY EXCL DRES	10	23 230	13 881	716 ROTATING ELECTRIC PLANT	85	416	251
BAHRAIN				718 OTH. POWR. GENRTNG. MACHNRY	24	78	49
IMPORTS	24 744	12 631	7 866	723 CIVIL ENGINEERING EQUIPT	425	495	305
288 NON-FERROUS WASTE, SCRAP	624	218	136	724 TEXTILE, LEATHER MACHINES	2 041	1 931	1 235
611 LEATHER	16	78	51	725 PAPER, PULP MILL MACHINES	26	241	142
683 NICKEL	75	106	71	726 PRINTNG, BOOKBINDNG MACHS	243	1 169	745
684 ALUMINIUM	23 054	9 008	5 634	727 FOOD-PROCESS. MCH. NON DOM	37	183	114
723 CIVIL ENGINEERING EQUIPT	31	52	31	728 OTH. MACH, PTS, SPCL INDUST	1 121	4 683	2 950
764 TELECOMM. EQUIP. PARTS NES	13	50	30	731 METAL REMOVAL WORK TOOLS	166	491	318
772 ELEC. SWITCH, RELAY, CIRCUIT	1	114	67	733 MACH-TOOLS, METAL-WORKING	104	164	105
831 TRUNK, SUIT-CASES, BAG, ETC	10	48	31	735 PARTS, NES, FOR MACH-TOOLS	13	144	91
845 OTHR. TEXTILE APPAREL, NES	62	110	32	737 METALWORKING MACHNRY NES	23	134	85
846 CLOTHING ACCESSRS, FABRIC	6	47	51	741 HEATING, COOLNG EQUIP, PART			
871 OPTICAL INSTRUMENTS, NES		80	53	742 PUMPS FOR LIQUIDS, PARTS	628	2 251	1 412
885 WATCHES AND CLOCKS	40	81	53	743 PUMPS NES, CENTRIFUGS ETC	233	2 557	1 612
892 PRINTED MATTER		52	31	744 MECHANICAL HANDLING EQUIP	854	1 410	894
897 GOLD, SILVERWARE, JEWEL NES		51	30	745 OTH. NONELEC MCH, TOOL, NES	389	2 473	1 539
EXPORTS	515 202	178 693	109 510	747 TAPS, COCKS, VALVES, ETC.	491	1 482	923
001 LIVE ANIMALS	10	68	41	748 TRANSMISSIONS SHAFTS ETC	69	232	142
011 BOVINE MEAT	204	121	75	749 NON-ELECT MACH. PARTS, ETC	183	533	322
012 OTHER MEAT, MEAT OFFAL	421	186	117	751 OFFICE MACHINES	73	235	144
017 MEAT, OFFL. PRPD, PRSVD, NES	106	108	69	752 AUTOMATC. DATA PROC. EQUIP	39	879	532
022 MILK AND CREAM	11 295	1 912	1 181	759 PARTS, FOR OFFICE MACHINS	9	211	129
024 CHEESE AND CURD	3 328	1 946	1 185	764 TELECOMM. EQUIP. PARTS NES	50	2 504	1 542
049 CEREAL PREPARATIONS	2 229	1 600	994	771 ELECT POWER MACHNRY, PARTS	324	292	173
056 VEGETABLES, PRPD, PRSVD, NES	131	75	47	772 ELEC. SWITCH, RELAY, CIRCUIT	512	2 153	1 324
058 FRUIT, PRESERVED, PREPARED	104	81	48	773 ELECTR. DISTRIBUT. EQPT NES	174	185	114
061 SUGARS, MOLASSES, HONEY	204 458	12 895	7 877	774 ELECTRO-MEDCL, XRAY EQUIP	7	157	95
073 CHOCOLATE, OTH. COCOA PREP	180	142	89	776 DOM. ELEC. NON-ELEC. EQUIPT	645	1 282	775
091 MARGARINE AND SHORTENING	298	73	45	778 TRANSISTORS, VALVES, ETC.	2	89	65
098 EDIBLE PROD. PREPRTNS, NES	291	281	169	779 ELECTRIC MACH. APPART. NES	12 609	5 904	3 622
111 NON-ALCOHOL. BEVERAGE, NES	733	71	43	781 PASS. MOTOR VEHCL. EX. BUS	6 789	27 060	16 325
112 ALCOHOLIC BEVERAGES	1 830	403	253	782 GOODS, SPCL. TRANSPORT VEH	3 187	2 895	1 874
122 TOBACCO, MANUFACTURED	267	532	330	783 ROAD MOTOR VEHICLES NES	706	220	132
273 STONE, SAND AND GRAVEL	808	51	32	784 PARTS, TRACTORS, MOTOR VEH	1 425	6 039	3 708
322 BRIQUETTES, LIGNITE, PEAT	1 813	62	39	786 TRAILERS, SEMI-TRAILR, ETC	240	181	107
395 RESIDUAL PETROL. PRODUCTS	51 771	1 632	1 006	792 AIRCRAFT, ASSOCTD. EQUIPNT		406	250
511 HYDROCARBONS, NES, DERIVTS	1 498	391	235	812 PLUMBNG, SANITRY, EQPT. NES	93	95	57
514 NITROGEN-FUNCT. COMPOUNDS	951	244	150	813 LIGHTNG FIXTURES ETC. NES	202	879	536
516 OTHER ORGANIC CHEMICALS	46	88	52	821 FURNITURE, CUSHIONS, ETC.	1 408	1 399	865
522 INORGANIC CHEM. ELEMENTS	1 122	247	147	831 TRUNK, SUIT-CASES, BAG, ETC	51	371	228
523 METAL SALTS, INORGAN. ACID	11 408	1 246	763	841 MENS, BOYS CLOTHNG, X-KNIT	15	423	267
524 OTHER CHEMICAL COMPOUNDS	91	70	46	842 WOMEN, GIRL CLOTHNG, XKNIT	8	564	349
533 PIGMENTS, PAINTS, ETC.	3 282	824	518	844 WOMEN, GIRLS CLOTHNG. KNIT	3	76	46
541 MEDICINES, ETC. EXC. GRP542	92	694	427	845 OTHR. TEXTILE APPAREL, NES	11	251	148
542 MEDICAMENTS	1 201	2 766	1 688	846 CLOTHING ACCESSRS, FABRIC	6	128	79
551 ESSNTL. OIL, PERFUME, FLAVR	16	106	66	848 CLOTHNG, NONTXTL; HEADGEAR	96	1 233	736
553 PERFUMERY, COSMETICS, ETC.	2 142	2 648	1 610	851 FOOTWEAR	24	265	167
554 SOAP, CLEANERS, POLISH, ETC	818	380	232	871 OPTICAL INSTRUMENTS, NES		75	45
572 POLYMERS OF STYRENE	382	68	44	872 MEDICAL INSTRUMENTS NES	230	1 750	1 084
574 POLYACETAL, POLYCARBONATE	102	65	40	873 METERS, COUNTERS, NES	20	81	46
575 OTH. PLASTIC, PRIMARY FORM	4 111	818	498	874 MEASURE, CONTROL INSTRMNT	685	5 529	3 312
581 PLASTIC TUBE, PIPE, HOSE	80	65	39	881 PHOTOGRAPH APPAR. ETC. NES	46	626	410
582 PLASTIC PLATE, SHEETS, ETC	325	368	233	882 PHOTO. CINEMATOGPH. SUPPL	460	893	556
591 INSECTICIDES, ETC.	129	124	76	884 OPTICAL GOODS NES	1	282	170
592 STARCHES, INULIN, ETC.	743	306	183	885 WATCHES AND CLOCKS	9	2 168	1 311
597 PREPRO ADDITIVES, LIQUIDS	72	60	36	891 ARMS AND AMMUNITION	5	719	3 380
598 MISC. CHEMICAL PRODS. NES	13 172	3 071	1 868	892 PRINTED MATTER	174	386	244
621 MATERIALS OF RUBBER	133	252	162	893 ARTICLES, NES, OF PLASTICS	881	901	553
625 RUBBER TYRES, TUBES, ETC.	4 674	4 130	2 523	894 BABY CARRIAGE, TOYS, GAMES	158	289	177
629 ARTICLES OF RUBBER, NES	93	418	257	895 OFFICE, STATIONERY SUPPLS	167	764	464
634 VENEERS, PLYWOOD, ETC.	824	289	180	897 GOLD, SILVERWARE, JEWEL NES	2	805	489
641 PAPER AND PAPERBOARD	5 603	1 184	727	898 MUSICAL INSTRUMENTS, ETC.	10	115	73
642 PAPER, PAPERBOARD, CUT ETC	3 211	1 066	654	899 MISC MANUFACTRD GOODS NES	192	387	231
651 TEXTILE YARN	12	191	115	QATAR			
652 COTTON FABRICS, WOVEN	32	151	91	IMPORTS	1 265 468	59 868	36 198
653 FABRICS, MAN-MADE FIBRES	70	377	234	333 PETROLEUM OILS, CRUDE	1 260 863	31 916	18 888
657 SPECIAL YARN, TXTL. FABRIC	115	163	100	659 FLOOR COVERINGS, ETC.	42	55	36
658 TEXTILE ARTICLES NES	388	627	384	714 ENGINES, MOTORS NON-ELECT	421	19 638	12 051
662 CLAY, REFRCT. CONSTR. MATRL	23 002	2 048	1 354	743 PUMPS NES, CENTRIFUGS ETC	67	978	584
663 MINERAL MANUFACTURES, NES	365	318	191	764 TELECOMM. EQUIP. PARTS NES		63	39
664 GLASS	721	128	77	841 MENS, BOYS CLOTHNG, X-KNIT	420	1 429	939
665 GLASSWARE	109	155	90	842 WOMEN, GIRL CLOTHNG, XKNIT	7	49	31
666 POTTERY	80	172	106	845 OTHR. TEXTILE APPAREL, NES	31	108	65
667 PEARLS, PRECIOUS STONES				848 CLOTHNG, NONTXTL; HEADGEAR	9	133	83
671 PIG IRON, SPIEGELEISN, ETC	555	74	47	874 MEASURE, CONTROL INSTRMNT	32	492	299
673 FLAT-ROLLED IRON ETC.	48 435	3 609	2 178	882 PHOTO. CINEMATOGPH. SUPPL	52	243	143
674 FLAT-ROLLED PLATED IRON	8 728	910	576	885 WATCHES AND CLOCKS		132	79
676 IRON, STL. BAR, SHAPES ETC.	12 654	998	608	EXPORTS	145 876	145 186	88 970
679 TUBES, PIPES, ETC. IRON, STL	30 066	5 875	3 571	001 LIVE ANIMALS	74	128	79
682 COPPER	192	207	130	011 BOVINE MEAT	863	463	287
684 ALUMINIUM	174	260	159	022 MILK AND CREAM	2 232	393	243
689 MISC. NON-FERR. BASE METAL	2 111	960	597	024 CHEESE AND CURD	558	330	206
691 METALLIC STRUCTURES NES	2 974	1 439	895	048 CEREAL PREPARATIONS	958	666	407
692 CONTAINERS, STORAGE, TRNSP	185	318	198	061 SUGARS, MOLASSES, HONEY	7 480	610	386
693 WIRE PRODUCTS EXCL. ELECT	50	77	46	062 SUGAR CONFECTIONERY	77	100	62

7 IMPORTS AND EXPORTS (SPECIAL TRADE) BY COUNTRIES OF PRODUCTION AND CONSUMPTION AND BY GROUPS OF THE SITC-REV. III 1990

GROUP DESCRIPTION	DT = 100 KG	1 000 DM	1 000 \$	GROUP DESCRIPTION	DT = 100 KG	1 000 DM	1 000 \$
073 CHOCOLATE,OTH.COCOA PREP	102	57	37	821 FURNITURE,CUSHIONS,ETC.	1 001	880	540
081 ANIMAL FEED STUFF	496	195	116	831 TRUNK,SUIT-CASES,BAG,ETC	10	139	84
098 EDIBLE PROD.PREPRTHS,NES	504	540	326	841 MENS,BOYS CLOTHNG,X-KNIT	2	111	70
111 NON-ALCOHOL.BEVERAGE,NES	564	88	55	842 WOMEN,GIRL CLOTHNG,XKNIT	8	203	120
122 TOBACCO, MANUFACTURED	67	142	86	844 WOMEN,GIRLS CLOTHNG,KNIT	4	94	56
394 PETROLEUM PRODUCTS	1 192	56	35	845 OTHR.TEXTILE APPAREL,NES	18	290	173
395 RESIDUAL PETROL.PRODUCTS	1 224	91	55	846 CLOTHING ACCESSRS,FABRIC	7	53	32
511 HYDROCARBONS,NES,DERIVTS	543	75	46	848 CLOTHNG,NONTXTL;HEADGEAR	30	78	44
512 ALCOHOL,PHENOL,ETC.DERIV	341	181	110	851 FOOTWEAR	37	273	168
513 CARBOXYLIC ACIDS,DERIVTS	447	863	531	871 OPTICAL INSTRUMENTS,NES	2	135	87
514 NITROGEN-FUNCT.COMPOUNDS	1 063	511	321	872 MEDICAL INSTRUMENTS NES	74	1 193	735
515 ORGANO-INORGANIC COMPNDS	146	58	34	874 MEASURE,CONTROL INSTRMNT	143	3 811	2 333
516 OTHER ORGANIC CHEMICALS	8 253	687	432	881 PHOTOGRAPH APPAR,ETC.NES	11	93	57
522 INORGANIC CHEM.ELEMENTS	232	68	44	882 PHOTO.CINEMATOGRPH.SUPPL	739	715	439
523 METAL.SALTS,INORGAN.ACID	6 175	517	306	884 OPTICAL GOODS NES	1	331	205
524 OTHER CHEMICAL COMPOUNDS	87	152	90	885 WATCHES AND CLOCKS	3	13 474	8 536
531 SYNTH.COLOURS,LAKES,ETC.	22	112	67	892 PRINTED MATTER	67	207	122
533 PIGMENTS, PAINTS, ETC.	1 051	575	357	893 ARTICLES,NES,OF PLASTICS	1 392	1 327	820
541 MEDICINES,ETC.EXC.GRPS42	90	809	502	894 BABY CARRIAGE,TOYS,GAMES	165	96	59
542 MEDICAMENTS	368	1 595	991	895 OFFICE,STATIONERY SUPPLS	188	627	384
553 PERFUMERY,COSMETICS,ETC.	1 887	2 102	1 284	897 GOLD,SILVERWARE,JEWEL NES	3	1 251	808
554 SOAP,CLEANERS,POLISH,ETC	527	247	159	898 MUSICAL INSTRUMENTS,ETC.	17	155	96
574 POLYACETAL,POLYCARBONATE	760	313	190	899 MISC MANUFCTRD GOODS NES	104	311	192
575 OTH.PLASTIC,PRIMARY FORM	930	576	362				
582 PLASTIC PLATE,SHEETS,ETC	351	403	251	ARAB EMIRAT			
591 INSECTICIDES, ETC.	96	134	81				
592 STARCHES,INULIN,ETC.	669	190	120	IMPORTS	7 807 587	323 255	196 981
598 MISC.CHEMICAL PRODTS,NES	1 172	1 350	833				
621 MATERIALS OF RUBBER	55	70	43	057 FRUIT,NUTS EXCL.OIL NUTS	151	105	62
625 RUBBER TYRES,TUBES,ETC.	981	819	504	288 NON-FERROUS WASTE,SCRAP	33 123	10 334	6 622
629 ARTICLES OF RUBBER, NES	242	394	236	289 PREC.METAL ORES,CONCRTRTS			
635 WOOD MANUFACTURES, NES	103	117	70	291 CRUDE ANIMAL MATERLS,NES	331	2 505	1 553
641 PAPER AND PAPERBOARD	848	278	174	292 CRUDE VEG.MATERIALS, NES	66	177	110
642 PAPER,PAPERBOARD,CUT ETC	1 569	732	443	333 PETROLEUM OILS, CRUDE	7 436 373	176 112	105 208
652 COTTON FABRICS,WOVEN	29	144	90	334 PETROLEUM PRODUCTS	292 064	10 452	6 661
653 FABRICS,MAN-MADE FBRES	93	421	261	611 LEATHER	28	54	32
657 SPECIAL YARN,TXTL.FABRIC	132	193	121	625 RUBBER TYRES,TUBES,ETC.	1 846	821	504
658 TEXTILE ARTICLES NES	74	264	161	656 TULLE,LACE,EMBROIDRY.ETC	10	308	204
661 LIME,CEMENT,CONSTR.MATRL	35 096	616	388	658 TEXTILE ARTICLES NES	779	774	506
662 CLAY,REFRCT.CONSTR.MATRL	18 882	1 765	1 115	659 FLOOR COVERINGS, ETC.	14	270	163
663 MINERAL MANUFACTURES,NES	468	477	290	681 SILVER,PLATINUM,ETC.	5	104	67
664 GLASS	1 597	176	113	682 COPPER	201	83	54
665 GLASSWARE	318	241	145	684 ALUMINIUM	717	206	134
666 POTTERY	71	195	122	691 METALLIC STRUCTURES NES	3 362	815	522
667 PEARLS,PRECIOUS STONES				696 CUTLERY	33	126	85
673 FLAT-ROLLED IRON ETC.	1 025	79	51	699 MANUFACTS.BASE METAL,NES	133	114	72
674 FLAT-ROLLED PLATED IRON	550	66	39	712 STEAM TURBINES	360	3 054	1 792
679 TUBES,PIPES,ETC.IRON,STL	12 806	1 937	1 179	713 INTRNL COMBUS PSTN ENGIN	102	1 899	1 265
682 COPPER	201	171	112	714 ENGINES,MOTORS NON-ELECT	90	1 229	724
684 ALUMINIUM	210	177	111	716 ROTATING ELECTRIC PLANT	232	1 525	971
686 ZINC	470	174	105	718 OTH.POWR.GENRTNG.MACHNRY	9	87	57
691 METALLIC STRUCTURES NES	415	488	298	728 OTH.MACH.PTS,SPCL INDUST	51	104	66
692 CONTAINERS,STORAGE,TRNSP	46	49	31	741 HEATNG.COOLNG EQUIP,PART	1	95	59
693 WIRE PRODUCTS EXCL.ELECT	422	190	117	742 PUMPS FOR LIQUIDS,PARTS	507	783	479
694 NAILS,SCREWS,NUTS,ETC.	103	121	72	743 PUMPS NES,CENTRIFUGS ETC	120	1 693	1 019
695 TOOLS	493	1 139	692	744 MECHANICAL HANDLING EQUIP	240	66	42
696 CUTLERY	82	423	269	745 OTH.NONELEC MCH.TOOL,NES	8	50	31
697 HOUSEHOLD EQUIPMENT,NES	182	318	198	748 TRANSMISSIONS SHAFTS ETC	249	621	404
699 MANUFACTS.BASE METAL,NES	350	768	466	749 NON-ELECT MACH.PARTS,ETC	1	73	44
711 STEAM GENER.BOILERS,ETC.	1 218	765	469	751 OFFICE MACHINES	18	288	176
712 STEAM TURBINES		58	38	759 PARTS,FOR OFFICE MACHINS	4	125	74
713 INTRNL COMBUS PSTN ENGIN	521	1 431	885	762 RADIO-BROADCAST RECEIVER	307	118	72
714 ENGINES,MOTORS NON-ELECT	74	12 723	7 517	764 TELECOMM.EQUIP.PARTS NES	9	538	336
716 ROTATING ELECTRIC PLANT	141	534	338	771 ELECT POWER MACHNRY,PARTS	677	88	458
718 OTH.POWR.GENRTNG.MACHNRY	11	89	55	772 ELEC.SWITCH.RELAY.CIRCUIT	7	88	52
721 AGRIC.MACHINES,EX.TRACTR	24	133	83	775 OTH.ELEC.NON-ELEC.EQUIPT	8	54	33
723 CIVIL ENGINEERING EQUIPT	138	419	256	776 TRANSISTORS,VALVES,ETC.		56	33
724 TEXTILE,LEATHER MACHINES	21	258	166	778 ELECTRIC.MACH.APPART,NES	2	110	68
726 PRINTNG,BOOKBINDNG MACHS	50	123	75	781 PASS.MOTOR VEHCLS.EX.BUS	409	1 458	905
727 FOOD-PROCESS.MCH.NON DOM	12	71	44	782 GOODS,SPCL TRANSPORT VEH	126	82	52
728 OTH.MACH.PTS,SPCL INDUST	198	980	603	792 AIRCRAFT,ASSOCTD.EQUIPNT	26	1 054	643
735 PARTS,NES,FOR MACH-TOOLS	14	60	36	821 FURNITURE,CUSHIONS,ETC.	41	289	178
737 METALWORKING MACHNRY NES	228	481	286	831 TRUNK,SUIT-CASES,BAG,ETC	30	76	49
741 HEATNG.COOLNG EQUIP,PART				841 MENS,BOYS CLOTHNG,X-KNIT	11 727	32 078	20 203
742 PUMPS FOR LIQUIDS,PARTS	210	1 658	1 037	842 WOMEN,GIRL CLOTHNG,XKNIT	2 521	8 342	5 236
743 PUMPS NES,CENTRIFUGS ETC	152	3 061	1 867	843 MENS,BOYS CLOTHNG,KNIT	1 327	2 338	1 419
744 MECHANICAL HANDLING EQUIP	75	117	75	844 WOMEN,GIRLS CLOTHNG,KNIT	381	1 066	649
745 OTH.NONELEC MCH.TOOL,NES	195	891	559	845 OTHR.TEXTILE APPAREL,NES	13 005	23 510	14 543
746 BALL OR ROLLER BEARINGS	19	92	54	874 MEASURE,CONTROL INSTRMNT	8	1 861	1 163
747 TAPS,COCKS,VALVES,ETC.	319	1 228	767	881 PHOTOGRAPH APPAR,ETC.NES	2	235	145
748 TRANSMISSIONS SHAFTS ETC	35	285	170	882 PHOTO.CINEMATOGRPH.SUPPL	166	998	615
749 NON-ELECT MACH.PARTS,ETC	103	431	266	885 WATCHES AND CLOCKS	1	150	93
751 OFFICE MACHINES	36	174	102	897 GOLD,SILVERWARE,JEWEL NES	4	312	194
752 AUTOMATC.DATA PROC.EQUIP	33	1 011	620	898 MUSICAL INSTRUMENTS,ETC.	38	202	133
759 PARTS,FOR OFFICE MACHINS	18	324	198	971 GOLD,NONMONTY EXCL ORES			
761 TELEVISION RECEIVERS ETC	83	242	145				
764 TELECOMM.EQUIP.PARTS NES	113	1 506	927	EXPORTS	3 570 006	1 832 980	1 142 003
771 ELECT POWER MACHNRY,PARTS	48	161	100				
772 ELEC.SWITCH.RELAY.CIRCUIT	157	1 588	980	001 LIVE ANIMALS	8 813	3 831	2 417
773 ELECTR DISTRIBT.EQPT NES	396	510	309	011 BOVINE MEAT	6 692	2 532	1 572
774 ELECTRO-MEDCL.XRAY EQUIP	28	749	460	012 OTHER MEAT, MEAT OFFAL	151	51	31
775 DOM.ELEC.NON-ELEC.EQUIPT	381	1 033	627	017 MEAT,OFFL.PRPD,PRSV,D,NES	214	243	147
778 ELECTRIC.MACH.APPART,NES	1 139	2 435	1 486	022 MILK AND CREAM	21 550	3 274	2 019
781 PASS.MOTOR VEHCLS.EX.BUS	8 177	40 310	24 497	023 BUTTER,OTHER FAT OF MILK	793	295	184
782 GOODS,SPCL TRANSPORT VEH	979	928	564	024 CHEESE AND CURD	2 252	1 411	865
783 ROAD MOTOR VEHICLES NES	198	202	120	025 EGGS,BIRDS,YOLKS,ALBUMIN	2 825	548	359
784 PARTS,TRACTORS,MOTOR VEH	2 174	7 671	4 761	037 FISH ETC.PREPD,PRSV,D,NES	40	149	93
786 TRAILERS,SEMI-TRAILR,ETC	537	566	348	048 CEREAL PREPARATIONS	7 514	5 407	3 309
813 LIGHTNG FIXTURES ETC,NES	369	1 233	778	056 VEGETABLES,PRPD,PRSV,D,NES	1 289	545	331

7 IMPORTS AND EXPORTS (SPECIAL TRADE) BY COUNTRIES OF PRODUCTION AND CONSUMPTION AND BY GROUPS OF THE SITC-REV. III 1990

GROUP DESCRIPTION	DT = 100 KG	1 000 DM	1 000 \$	GROUP DESCRIPTION	DT = 100 KG	1 000 DM	1 000 \$
058 FRUIT, PRESERVED, PREPARED	205	113	69	700 CPL IND PLANT (84/85/87)	5 011	23 097	14 634
061 SUGARS, MOLASSES, HONEY	2 056 146	136 435	84 449	711 STEAM GENER. BOILERS, ETC.	411	1 295	779
062 SUGAR CONFECTIONERY	507	285	175	712 STEAM TURBINES	38	1 604	1 010
071 COFFEE, COFFEE SUBSTITUTE	279	298	181	713 INTRNL COMBUS PSTN ENGIN	7 461	21 957	13 579
072 COCOA	110	89	55	714 ENGINES, MOTORS NON-ELECT	240	12 284	7 681
073 CHOCOLATE, OTH. COCOA PREP	1 138	720	439	716 ROTATING ELECTRIC PLANT	4 190	11 245	7 090
081 ANIMAL FEED STUFF	5 218	912	563	718 OTH. POWR. GENRTNG. MACHNRY	772	5 441	3 411
091 MARGARINE AND SHORTENING	679	153	92	721 AGRIC. MACHINES, EX. TRACTR	850	1 406	857
098 EDIBLE PROD. PREPRTNS, NES	5 662	5 057	3 096	722 TRACTORS	262	286	174
111 NON-ALCOHOL. BEVERAGE, NES	3 608	511	372	723 CIVIL ENGINEERING EQUIPT	10 643	12 107	7 513
112 ALCOHOLIC BEVERAGES	11 452	1 883	1 177	724 TEXTILE, LEATHER MACHINES	236	1 022	638
122 TOBACCO, MANUFACTURED	4 146	7 827	4 913	725 PAPER, PULP MILL MACHINES	2 975	8 487	5 046
232 SYNTHETIC RUBBER, ETC.	955	217	135	726 PRINTNG, BOOKBINDNG MACHS	2 337	11 098	6 748
278 OTHER CRUDE MINERALS	26 950	283	175	727 FOOD-PROCESS. MCH. NON DDM	149	992	612
288 NON-FERROUS WASTE, SCRAP	1 686	166	106	728 OTH. MACH. PTS, SPCL INDUST	7 732	14 134	8 622
322 BRIQUETTES, LIGNITE, PEAT	15 498	289	181	731 METAL REMOVAL WORK TOOLS	331	557	359
334 PETROLEUM PRODUCTS	2 977	822	515	733 MACH-TOOLS, METAL-WORKING	681	1 562	977
335 RESIDUAL PETROL. PRODUCTS	344	69	41	735 PARTS, NES, FOR MACH-TOOLS	62	464	290
431 ANIMAL, VEG. FATS, OILS, NES	2 903	510	313	737 METALWORKING MACHNRY NES	74	200	125
511 HYDROCARBONS, NES, DERIVTS	4 608	794	480	741 HEATING, COOLNG EQUIP, PART	.	.	.
512 ALCOHOL, PHENOL, ETC. DERIV	1 296	323	202	742 PUMPS FOR LIQUIDS, PARTS	2 594	13 274	8 193
513 CARBOXYLIC ACIDS, DERIVTS	4 046	790	509	743 PUMPS NES, CENTRIFUGS ETC	2 159	11 535	7 127
514 NITROGEN-FUNCT. COMPOUNDS	2 329	1 076	649	744 MECHANICAL HANDLNG EQUIP	10 927	17 318	10 915
515 ORGANO-INORGANIC COMPNDS	201	197	122	745 OTH. NONELEC MCH. TOOL, NES	2 993	9 358	5 766
516 OTHER ORGANIC CHEMICALS	2 122	1 542	930	746 BALL OR ROLLER BEARINGS	1 959	5 087	3 203
522 INORGANIC CHEM. ELEMENTS	9 658	2 394	1 476	747 TAPS, COCKS, VALVES, ETC.	5 996	16 828	10 378
523 METAL, SALTS, INORGAN. ACID	76 601	3 236	1 997	748 TRANSMISSIONS SHAFTS ETC	1 102	5 251	3 217
524 OTHER CHEMICAL COMPOUNDS	747	319	195	749 NON-ELECT MACH. PARTS, ETC	1 704	5 746	3 522
525 RADIO-ACTIVE MATERIALS		359	201	751 OFFICE MACHINES	1 061	3 609	2 244
531 SYNTH. COLOURS, LAKES, ETC.	315	854	524	752 AUTOMATC. DATA PROC. EQUIP	239	5 023	3 052
532 DYEING, TANNING MATERIALS	186	51	30	753 PARTS, FOR OFFICE MACHINS	81	1 384	846
533 PIGMENTS, PAINTS, ETC.	22 989	9 827	6 155	761 TELEVISION RECEIVERS ETC	472	1 653	1 017
541 MEDICINES, ETC. EXC. GRP542	891	3 580	2 266	762 RADIO-BROADCAST RECEIVER	75	611	374
542 MEDICAMENTS	5 141	15 116	9 294	763 SOUND RECORDER, PHONOGRPH	180	1 547	964
551 ESSENT. OIL, PERFUME, FLAVR	111	528	320	764 TELECOMM. EQUIP. PARTS NES	1 796	11 991	7 502
553 PERFUMERY, COSMETICS, ETC.	10 715	13 607	8 380	771 ELECT. POWER MACHNRY. PARTS	4 766	5 553	3 377
554 SOAP, CLEANERS, POLISH, ETC	7 621	3 235	1 970	772 ELEC. SWITCH, RELAY, CIRCUIT	5 441	29 931	18 332
562 FERTILIZER, EXCEPT GRP272	9 516	523	327	773 ELECT. DISTRIB. EQPT NES	14 983	11 590	7 219
571 POLYMERS OF ETHYLENE	1 220	426	271	774 ELECTRO-MEDCL. XRAY EQUIP	230	4 279	2 611
572 POLYMERS OF STYRENE	3 507	743	484	775 DOM. ELEC. NON-ELEC. EQUIPT	7 851	15 466	9 478
573 POLYMERS, VINYL CHLORIDE	537	358	219	776 TRANSISTORS, VALVES, ETC.	10	611	383
574 POLYACETAL, POLYCARBONATE	28 117	8 188	5 075	778 ELECTRIC. MACH. APPART. NES	14 158	17 724	10 965
575 OTH. PLASTIC, PRIMARY FORM	19 171	7 158	4 401	781 PASS. MOTOR VEHCLS. EX. BUS	48 283	186 559	114 640
579 PLASTIC WASTE, SCRAP ETC	1 011	104	62	782 GOODS, SPCL TRANSPORT VEH	30 803	43 363	27 372
581 PLASTIC TUBE, PIPE, HOSE	3 474	2 392	1 476	783 ROAD MOTOR VEHICLES NES	3 235	4 037	2 489
582 PLASTIC PLATE, SHEETS, ETC	4 336	3 968	2 434	784 PARTS, TRACTORS, MOTOR VEH	29 515	74 769	45 915
583 MONOFILAMENT OF PLASTICS	195	301	186	785 CYCLES, MOTORCYCLES ETC.	22	130	81
591 INSECTICIDES, ETC.	2 393	2 586	1 613	786 TRAILERS, SEMI-TRAILR, ETC	2 775	2 363	1 438
592 STARCHES, INULIN, ETC.	6 441	2 577	1 585	792 AIRCRAFT, ASSOCTD. EQUIPNT	515	50 000	30 705
593 EXPLOSIVES, PYROTECHNICS	35	164	99	793 SHIP, BOAT, FLOAT. STRUCTRS	35	131	84
597 PREPRD ADDITIVES, LIQUIDS	3 267	1 480	922	800 CPL IND PLANT CHAP 90/94	9	173	111
598 MISC. CHEMICAL PRODTS, NES	20 071	6 030	3 738	812 PLUMBNG, SANITRY, EQPT. ETC	1 610	1 052	650
611 LEATHER	63	163	87	813 LIGHTNG FIXTURES ETC. NES	5 607	12 464	7 675
621 MATERIALS OF RUBBER	1 531	1 716	1 059	821 FURNITURE, CUSHIONS, ETC.	7 255	6 249	3 792
625 RUBBER TYRES, TUBES, ETC.	14 205	8 998	5 507	831 TRUNK, SUIT-CASES, BAG, ETC	87	817	501
629 ARTICLES OF RUBBER, NES	2 300	3 382	2 080	841 MENS, BOYS CLOTHNG, X-KNIT	158	2 655	1 615
634 VENEERS, PLYWOOD, ETC.	447	309	187	842 WOMEN, GIRL CLOTHNG, XKNIT	586	3 005	1 841
635 WOOD MANUFACTURES, NES	4 607	1 380	841	843 MENS, BOYS CLOTHNG, KNIT	7	67	41
641 PAPER AND PAPERBOARD	49 039	10 132	6 189	844 WOMEN, GIRLS CLOTHNG, KNIT	67	640	389
642 PAPER, PAPERBOARD, CUT ETC	10 088	4 352	2 671	845 OTHR. TEXTILE APPAREL, NES	166	1 524	926
651 TEXTILE YARN	78	243	147	846 CLOTHING ACCESSRS, FABRIC	112	736	455
652 COTTON FABRICS, WOVEN	653	1 867	1 145	848 CLOTHNG, NONTXLT; HEADGEAR	237	549	333
653 FABRICS, MAN-MADE FIBRES	1 834	5 513	3 445	851 FOOTWEAR	347	1 913	1 154
654 OTH. TEXTILE FABRIC, WOVEN	147	402	257	871 OPTICAL INSTRUMENTS, NES	23	1 060	663
655 KNIT, CROCHET, FABRIC NES	721	2 075	1 289	872 MEDICAL INSTRUMENTS NES	529	4 908	3 061
656 TULLE, LACE, EMBROIDRY, ETC	81	232	144	873 METERS, COUNTERS, NES	123	458	281
657 SPECIAL YARN, TXTL. FABRIC	1 532	2 344	1 475	874 MEASURE, CONTROL INSTRMNT	785	16 862	10 532
658 TEXTILE ARTICLES NES	311	1 269	778	881 PHOTOGRAPH APPAR. ETC. NES	347	2 901	1 791
659 FLOOR COVERINGS, ETC.	848	1 425	854	882 PHOTO. CINEMATOGRPH. SUPPL	8 746	11 448	7 048
661 LIME, CEMENT, CONSTR. MATRL	154 819	2 409	1 540	884 OPTICAL GOODS NES	24	1 813	1 101
662 CLAY, REFRCT. CONSTR. MATRL	77 254	8 631	5 299	885 WATCHES AND CLOCKS	109	6 445	3 895
663 MINERAL MANUFACTURES, NES	6 169	3 225	1 985	891 ARMS AND AMMUNITION	257	1 199	742
664 GLASS	4 744	1 331	801	892 PRINTED MATTER	594	1 281	798
665 GLASSWARE	812	1 534	949	893 ARTICLES, NES, OF PLASTICS	5 507	6 171	3 807
666 POTTERY	663	986	609	894 BABY CARRIAGE, TOYS, GAMES	1 080	1 875	1 143
667 PEARLS, PRECIOUS STONES	.	.	.	895 OFFICE, STATIONERY SUPPLS	1 999	4 651	2 886
671 PIG IRON, SPIEGELEISEN, ETC	10 562	477	291	897 GOLD, SILVERWARE, JEWL NES	4	12 604	7 694
672 INGOTS ETC. IRON OR STEEL	693	74	45	898 MUSICAL INSTRUMENTS, ETC.	250	1 702	1 055
673 FLAT-ROLLED IRON ETC.	202 123	14 959	9 410	899 MISC MANUFCTRD GOODS NES	771	2 710	1 644
674 FLAT-ROLLED PLATED IRON	12 257	2 250	1 409	941 COMPL IND PLANT CHAPT 99	8	159	101
675 FLAT-ROLLED, ALLOY STEEL	5 676	2 042	1 235	971 GOLD, NONMONTRY EXCL ORES	24	50 170	29 999
676 IRON, STL. BAR, SHAPES ETC.	30 796	2 992	1 857				
677 RAILWAY TRACK IRON, STEEL	837	152	89	OMAN			
678 WIRE OF IRON OR STEEL	958	214	131				
679 TUBES, PIPES, ETC. IRON, STL	180 539	34 685	21 360	IMPORTS	832 457	26 262	15 729
681 SILVER, PLATINUM, ETC.	1 809	53 552	31 874				
682 COPPER	2 196	2 049	1 263	034 FISH, FRESH, CHILLED, FROZN	1 000	427	265
683 NICKEL	73	233	141	036 CRUSTACEANS, MOLLUSCS ETC	216	827	526
684 ALUMINIUM	2 742	2 609	1 609	333 PETROLEUM OILS, CRUDE	773 720	19 338	11 423
685 LEAD	759	187	112	667 PEARLS, PRECIOUS STONES	.	.	.
686 ZINC	312	124	77	679 TUBES, PIPES, ETC. IRON, STL	56 282	1 692	1 000
691 METALLIC STRUCTURES NES	6 249	4 609	2 816	742 PUMPS FOR LIQUIDS, PARTS	23	98	57
692 CONTAINERS, STORAGE, TRNSP	1 579	1 794	1 106	764 TELECOMM. EQUIP. PARTS NES	1	80	47
693 WIRE PRODUCTS EXCL. ELECT	2 295	992	620	778 ELECTRIC. MACH. APPART. NES	3	87	55
694 NAILS, SCREWS, NUTS, ETC.	2 624	3 107	1 910	781 PASS. MOTOR VEHCLS. EX. BUS	53	108	65
695 TOOLS	3 544	10 049	6 150	841 MENS, BOYS CLOTHNG, X-KNIT	18	53	36
696 CUTLERY	1 403	4 968	3 065	842 WOMEN, GIRL CLOTHNG, XKNIT	226	788	524
697 HOUSEHOLD EQUIPMENT, NES	3 431	5 100	3 139	874 MEASURE, CONTROL INSTRMNT		67	41
699 MANUFACTS. BASE METAL, NES	20 358	14 096	8 754	881 PHOTOGRAPH APPAR. ETC. NES		51	31

7 IMPORTS AND EXPORTS (SPECIAL TRADE) BY COUNTRIES OF PRODUCTION AND CONSUMPTION AND BY GROUPS OF THE SITC-REV. III 1990

GROUP DESCRIPTION	DT = 100 KG	1 000 DM	1 000 \$	GROUP DESCRIPTION	DT = 100 KG	1 000 DM	1 000 \$
885 WATCHES AND CLOCKS		168	111	749 NON-ELECT MACH.PARTS,ETC	330	763	474
EXPORTS	522 019	200 498	124 533	751 OFFICE MACHINES	223	764	485
001 LIVE ANIMALS	878	1 130	708	752 AUTOMATC.DATA PROC.EQUIP	58	1 183	748
011 BOVINE MEAT	311	101	60	759 PARTS, FOR OFFICE MACHINS	38	409	251
022 MILK AND CREAM	16 685	2 876	1 777	761 TELEVISION RECEIVERS ETC	47	132	86
023 BUTTER, OTHER FAT OF MILK	143	55	37	762 RADIO-BROADCAST RECEIVER	11	102	62
024 CHEESE AND CURD	473	291	175	763 SOUND RECORDER, PHONOGRPH	2	84	50
048 CEREAL PREPARATIONS	1 465	1 020	617	764 TELECOMM.EQUIP,PARTS NES	468	7 202	4 329
056 VEGETABLES, PRPD, PRSVD, NES	101	141	771	771 ELECT POWER MACHNY,PARTS	79	394	232
058 FRUIT, PRESERVED, PREPARED	109	53	617	772 ELEC.SWITCH, RELAY, CIRCUIT	1 031	3 331	2 062
061 SUGARS, MOLASSES, HONEY	184 296	11 882	86	773 ELECTR DISTRIBT, EQPT NES	3 625	3 430	2 107
071 COFFEE, COFFEE SUBSTITUTE	176	146	30	774 ELECTRO-MEDCL, XRAY EQUIP	30	889	578
081 ANIMAL FEED STUFF	2 404	267	7 366	775 DOM.ELEC, NON-ELEC, EQUIPT	379	807	480
098 EDIBLE PROD. PREPRTRS, NES	3 085	3 468	90	776 TRANSISTORS, VALVES, ETC.	2	174	108
112 ALCOHOLIC BEVERAGES	1 707	471	160	778 ELECTRIC, MACH. APPART, NES	1 561	2 702	1 666
122 TOBACCO, MANUFACTURED	187	365	2 099	781 PASS, MOTOR VEHCL, EX. BUS	9 142	36 567	22 659
227 WOOD, ROUGH, SQUARED	1 870	331	289	782 GOODS, SPCL TRANSPORT VEH	3 324	4 420	2 717
272 FERTILIZERS, CRUDE	2 000	218	228	783 ROAD MOTOR VEHICLES NES	1 046	1 454	917
278 OTHER CRUDE MINERALS	7 713	94	217	784 PARTS, TRACTORS, MOTOR VEH	3 308	10 953	6 764
322 BRIQUETTES, LIGNITE, PEAT	6 793	211	131	786 TRAILERS, SEMI-TRAILR, ETC	325	526	325
334 PETROLEUM PRODUCTS	365	149	57	792 AIRCRAFT, ASSOCTD. EQUIPNT		52	35
335 RESIDUAL PETROL, PRODUCTS	585	90	132	812 PLUMBNG, SANITRY, EQPT, ETC	140	146	95
511 HYDROCARBONS, NES, DERIVTS	946	229	87	813 LIGHTNG FIXTURES ETC, NES	498	1 573	973
513 CARBOXYLIC ACIDS, DERIVTS	102	77	57	821 FURNITURE, CUSHIONS, ETC.	1 681	1 223	749
514 NITROGEN-FUNCT. COMPOUNDS	2 238	726	137	831 TRUNK, SUIT-CASES, BAG, ETC	7	103	63
515 ORGANO-INORGANIC COMPNDS	1 024	446	48	841 MENS, BOYS CLOTHNG, X-KNIT	8	149	92
516 OTHER ORGANIC CHEMICALS	322	222	449	842 WOMEN, GIRL CLOTHNG, XKNIT	2	172	102
522 INORGANIC CHEM. ELEMENTS	3 557	671	277	851 FOOTWEAR	36	234	143
523 METAL, SALTS, INORGAN. ACID	9 344	727	146	871 OPTICAL INSTRUMENTS, NES	2	125	75
531 SYNTH. COLOURS, LAKES, ETC.	70	186	422	872 MEDICAL INSTRUMENTS NES	287	1 178	745
533 PIGMENTS, PAINTS, ETC.	946	756	456	873 METERS, COUNTERS, NES	86	308	184
541 MEDICINES, ETC. EXC. GRP542	220	822	113	874 MEASURE, CONTROL INSTRMNT	113	2 476	1 538
542 MEDICAMENTS	1 640	3 649	463	881 PHOTOGRAPH APPAR. ETC, NES	47	574	349
553 PERFUMERY, COSMETICS, ETC.	3 381	3 361	504	882 PHOTO. CINEMATOGPH. SUPPL	605	571	351
554 SOAP, CLEANERS, POLISH, ETC	2 306	902	2 233	884 OPTICAL GOODS NES	5	247	155
562 FERTILIZER, EXCEPT GRP272	13 864	715	2 066	885 WATCHES AND CLOCKS	10	477	288
572 POLYMERS OF STYRENE	1 040	235	555	892 PRINTED MATTER	118	231	140
573 POLYMERS, VINYL CHLORIDE	175	50	463	893 ARTICLES, NES, OF PLASTICS	622	808	503
574 POLYACETAL, POLYCARBONATE	446	170	150	894 BABY CARRIAGE, TOYS, GAMES	66	178	110
575 OTH. PLASTIC, PRIMARY FORM	1 696	578	31	895 OFFICE, STATIONERY SUPPLS	106	425	265
581 PLASTIC TUBE, PIPE, HOSE	304	141	108	897 GOLD, SILVERWARE, JEWEL NES		315	194
582 PLASTIC PLATE, SHEETS, ETC	2 735	1 531	358	898 MUSICAL INSTRUMENTS, ETC.	45	502	312
591 INSECTICIDES, ETC.	394	555	89	899 MISC MANUFCTRD GOODS NES	41	157	97
592 STARCHES, INULIN, ETC.	522	401	952	971 GOLD, NONMONTRY EXCL DRES	138		86
593 EXPLOSIVES, PYROTECHNICS	23	131	341				
598 MISC. CHEMICAL PRODTS, NES	2 489	1 120	246	NORTH YEMEN			
612 MANUFACT. LEATHER ETC, NES	48	195	85	IMPORTS	27 061 504	771 092	475 779
621 MATERIALS OF RUBBER	149	181	118				
625 RUBBER TYRES, TUBES, ETC.	1 396	1 036	110	333 PETROLEUM OILS, CRUDE	27 060 677	769 973	475 089
629 ARTICLES OF RUBBER, NES	105	237	653	542 MEDICAMENTS	5	126	82
635 WOOD MANUFACTURES, NES	194	83	149	652 COTTON FABRICS, WOVEN	110	59	36
641 PAPER AND PAPERBOARD	1 390	969	50	727 FOOD-PROCESS. MCH. NON DOM	9	105	63
642 PAPER, PAPERBOARD, CUT ETC	1 999	1 303	220	764 TELECOMM.EQUIP,PARTS NES		89	53
651 TEXTILE YARN	188	175	803	778 ELECTRIC, MACH. APPART, NES	3	107	68
652 COTTON FABRICS, WOVEN	40	222	108	782 GOODS, SPCL TRANSPORT VEH	537	347	214
653 FABRICS, MAN-MADE FBRES	30	105	63	EXPORTS	763 777	103 853	64 949
657 SPECIAL YARN, TXTL. FABRIC	47	93	55				
658 TEXTILE ARTICLES NES	23	90	55	022 MILK AND CREAM	3 524	1 168	757
661 LIME, CEMENT, CONSTR. MATRL	410	72	44	024 CHEESE AND CURD	608	293	186
662 CLAY, REFRCT. CONSTR. MATRL	5 696	815	495	025 EGGS, BIRDS, YOLKS, ALBUMIN	269	135	83
663 MINERAL MANUFACTURES, NES	312	241	148	041 WHEAT, MESLIN, UNMILLED	109 443	2 599	1 655
664 GLASS	2 627	183	107	046 MEAL, FLOUR OF WHEAT, MSLN	308 440	8 843	5 838
665 GLASSWARE	3 782	680	413	061 SUGARS, MOLASSES, HONEY	101 930	5 174	3 432
667 PEARLS, PRECIOUS STONES				081 ANIMAL FEED STUFF	39	52	33
673 FLAT-ROLLED IRON ETC.	2 190	140	88	266 SYNTHETIC FIBRES	996	305	182
674 FLAT-ROLLED PLATED IRON	231	49	31	334 PETROLEUM PRODUCTS	4 497	638	391
676 IRON, STL. BAR, SHAPES ETC.	1 613	119	79	511 HYDROCARBONS, NES, DERIVTS	1 270	107	68
679 TUBES, PIPES, ETC. IRON, STL	169 409	25 092	16 098	512 ALCOHOL, PHENOL, ETC. DERIV	515	118	77
682 COPPER	491	392	236	513 CARBOXYLIC ACIDS, DERIVTS	99	84	52
684 ALUMINIUM	220	293	174	514 NITROGEN-FUNCT. COMPOUNDS	5 834	1 820	1 145
691 METALLIC STRUCTURES NES	470	179	110	515 ORGANO-INORGANIC COMPNDS	50	305	193
692 CONTAINERS, STORAGE, TRNSP	37	63	39	516 OTHER ORGANIC CHEMICALS	85	61	38
693 WIRE PRODUCTS EXCL. ELECT	91	70	46	522 INORGANIC CHEM. ELEMENTS	8 052	657	418
694 NAILS, SCREWS, NUTS, ETC.	82	98	60	523 METAL, SALTS, INORGAN. ACID	19 945	1 169	734
695 TOOLS	314	775	477	531 SYNTH. COLOURS, LAKES, ETC.	273	975	595
696 CUTLERY	111	509	312	533 PIGMENTS, PAINTS, ETC.	4 285	1 711	1 114
697 HOUSEHOLD EQUIPMENT, NES	253	463	279	541 MEDICINES, ETC. EXC. GRP542	151	1 040	627
699 MANUFACT. BASE METAL, NES	4 490	6 038	3 690	542 MEDICAMENTS	2 288	4 951	3 113
712 STEAM TURBINES	24	683	430	551 ESSNTL. OIL, PERFUME, FLAVR	783	995	630
713 INTRNL COMBUS PSTN ENGIN	479	2 492	1 534	553 PERFUMERY, COSMETICS, ETC.	14	72	45
716 ROTATING ELECTRIC PLANT	89	321	198	554 SOAP, CLEANERS, POLISH, ETC	21 194	3 802	2 438
721 AGRIC. MACHINES, EX. TRACTR	58	103	63	571 POLYMERS OF ETHYLENE	1 350	245	149
722 TRACTORS	176	230	139	572 POLYMERS OF STYRENE	1 200	460	285
723 CIVIL ENGINEERING EQUIPT	712	1 632	1 000	575 OTH. PLASTIC, PRIMARY FORM	3 265	566	351
724 TEXTILE, LEATHER MACHINES	17	119	71	582 PLASTIC PLATE, SHEETS, ETC	1 913	1 440	893
726 PRINTNG, BOOKBINDNG MACHS	184	581	366	592 INSECTICIDES, ETC.	1 475	332	206
727 FOOD-PROCESS. MCH. NON DOM	3	63	39	592 STARCHES, INULIN, ETC.	2 449	641	409
728 OTH. MACH. PTS, SPCL INDUST	2 222	4 094	2 570	593 EXPLOSIVES, PYROTECHNICS	9 789	3 038	1 950
737 METALWORKING MACHNRY NES	95	343	204	598 MISC. CHEMICAL PRODTS, NES	6 182	1 960	1 221
741 HEATING, COOLNG EQUIP, PART				621 MATERIALS OF RUBBER	70	71	43
742 PUMPS FOR LIQUIDS, PARTS	491	2 636	1 622	625 RUBBER TYRES, TUBES, ETC.	59	50	31
743 PUMPS NES, CENTRIFUGS ETC	1 147	2 956	1 856	629 ARTICLES OF RUBBER, NES	110	263	168
744 MECHANICAL HANDLING EQUIP	612	1 328	810	641 PAPER AND PAPERBOARD	7 037	917	600
745 OTH. NONELEC MCH, TOOL, NES	247	1 001	613	642 PAPER, PAPERBOARD, CUT ETC	9 999	7 232	4 393
746 BALL OR ROLLER BEARINGS	16	115	76	651 TEXTILE YARN	94	76	45
747 TAPS, COCKS, VALVES, ETC.	1 029	2 787	1 738	655 KNIT, CROCHET, FABRIC NES	20	101	64
748 TRANSMISSIONS SHAFTS ETC	269	1 424	889	657 SPECIAL YARN, TXTL. FABRIC	8	50	32

GROUP DESCRIPTION	DT = 100 KG	1 000 DM	1 000 \$	GROUP DESCRIPTION	DT = 100 KG	1 000 DM	1 000 \$
661 LIME,CEMENT,CONSTR.MATRL	52 857	808	492	716 ROTATING ELECTRIC PLANT	8	111	66
662 CLAY,REFRCT.CONSTR.MATRL	3 718	453	288	723 CIVIL ENGINEERING EQUIPT	1 667	1 126	676
664 GLASS	53	69	41	726 PRINTNG,BOOKBINDNG MACHS	19	57	35
665 GLASSWARE	31	56	36	728 OTH.MACH,PTS,SPCL INDUST	121	923	490
666 POTTERY	85	244	155	735 PARTS,NES,FOR MACH-TOOLS	3	58	36
674 FLAT-ROLLED PLATED IRON	30 647	5 471	3 450	741 HEATING,COOLING EQUIP, PART	3	.	.
676 IRON, STL.BAR, SHAPES ETC.	14 848	2 221	1 313	742 PUMPS FOR LIQUIDS,PARTS	32	506	318
679 TUBES,PIPES,ETC.IRON,STL	1 397	702	431	743 PUMPS NES,CENTRIFUGS ETC	55	280	170
682 COPPER	1 022	630	370	744 MECHANICAL HANDLING EQUIP	59	155	91
691 METALLIC STRUCTURES NES	40	66	39	745 OTH.NONELEC MCH,TOOL,NES	220	504	312
692 CONTAINERS,STORAGE,TRNSP	332	431	266	747 TAPS,COCKS,VALVES,ETC.	24	101	66
694 NAILS,SCREWS,NUTS,ETC.	16	102	60	751 OFFICE MACHINES	6	61	35
695 TOOLS	65	225	136	764 TELECOMM.EQUIP.PARTS NES	.	112	70
697 HOUSEHOLD EQUIPMENT,NES	442	136	83	772 ELEC.SWITCH.RELAY.CIRCUIT	15	91	56
699 MANUFACTS.BASE METAL,NES	2 744	833	513	774 ELECTRO-MEDCL,XRAY EQUIP	33	150	94
713 INTRNL COMBUS PSTN ENGIN	460	809	484	781 PASS.MOTOR VEHCLS.EX.BUS	151	429	260
714 ENGINES,MOTORS NON-ELECT	2	442	267	782 GOODS,SPCL TRANSPORT VEH	360	480	284
716 ROTATING ELECTRIC PLANT	807	1 866	1 108	784 PARTS,TRACTORS,MOTOR VEH	234	801	479
723 CIVIL ENGINEERING EQUIPT	732	627	401	821 FURNITURE,CUSHIONS,ETC.	75	81	48
725 PAPER,PULP MILL MACHINES	12	55	33	872 MEDICAL INSTRUMENTS NES	84	308	197
726 PRINTNG,BOOKBINDNG MACHS	141	829	508	873 METERS,COUNTERS,NES	19	71	44
727 FOOD-PROCESS.MCH.NON DCM	159	329	202	874 MEASURE,CONTROL INSTRMNT	51	558	341
728 OTH.MACH,PTS,SPCL INDUST	713	1 630	1 016	881 PHOTOGRAPH APPAR.ETC.NES	18	144	95
731 METAL REMOVAL WORK TOOLS	83	211	127	882 PHOTO.CINEMATOGRPH.SUPPL	46	154	100
733 MACH-TOOLS,METAL-WORKING	259	1 836	1 102	893 ARTICLES,NES,OF PLASTICS	57	103	66
735 PARTS,NES,FOR MACH-TOOLS	11	129	77				
741 HEATING,COOLING EQUIP.PART	.	.	.	AFGHANISTAN			
742 PUMPS FOR LIQUIDS,PARTS	55	325	198				
743 PUMPS NES,CENTRIFUGS ETC	80	402	258	IMPORTS	18 288	42 444	26 404
744 MECHANICAL HANDLING EQUIP	258	578	379				
745 OTH.NONELEC MCH,TOOL,NES	711	3 479	2 155	036 CRUSTACEANS,MOLLUSCS ETC	73	161	102
747 TAPS,COCKS,VALVES,ETC.	217	405	260	054 VEGETABLES	843	173	105
748 TRANSMISSIONS SHAFTS ETC	13	65	39	057 FRUIT,NUTS EXCL.DIL NUTS	282	65	42
749 NON-ELECT MACH.PARTS,ETC	78	142	86	211 HIDES,SKINS(EX.FURSI,RAW	62	89	56
751 OFFICE MACHINES	27	95	60	212 FURSKINS, RAW	135	982	590
752 AUTOMATC.DATA PROC.EQUIP	5	72	44	268 WOOL, OTHER ANIMAL HAIR	52	522	344
764 TELECOMM.EQUIP.PARTS NES	7	326	197	291 CRUDE ANIMAL MATERLS,NES	967	4 956	3 061
772 ELEC.SWITCH.RELAY.CIRCUIT	717	1 969	1 205	292 CRUDE VEG.MATERIALS,NES	1 354	181	108
773 ELECTR.DISTRIB.EQPT NES	713	974	586	625 RUBBER TYRES,TUBES,ETC.	166	73	43
774 ELECTRO-MEDCL,XRAY EQUIP	18	378	242	658 TEXTILE ARTICLES NES	76	258	162
775 DOM.ELEC,NON-ELEC.EQUIPT	140	185	111	659 FLOOR COVERINGS, ETC.	12 901	33 658	20 964
776 TRANSISTORS,VALVES,ETC.	1	288	177	667 PEARLS,PRECIOUS STONES	.	.	.
778 ELECTRIC.MACH.APPART.NES	227	680	428	841 MENS,BOYS CLOTHING,X-KNIT	17	130	87
781 PASS.MOTOR VEHCLS.EX.BUS	473	1 896	1 188	848 CLOTHING,NONTXTL;HEADGEAR	44	67	42
782 GOODS,SPCL TRANSPORT VEH	1 885	3 273	2 017	899 MISC MANUFCTRD GOODS NES	31	87	53
783 ROAD MOTOR VEHICLES NES	730	754	449				
784 PARTS,TRACTORS,MOTOR VEH	182	925	556	EXPORTS	168 360	32 498	20 061
786 TRAILERS,SEMI-TRAILER,ETC	629	2 470	1 467				
813 LIGHTNG FIXTURES ETC.NES	315	577	348	0			

7 IMPORTS AND EXPORTS (SPECIAL TRADE) BY COUNTRIES OF PRODUCTION AND CONSUMPTION AND BY GROUPS OF THE SITC-REV. III 1990

GROUP DESCRIPTION	DT = 100 KG	1 000 DM	1 000 \$	GROUP DESCRIPTION	DT = 100 KG	1 000 DM	1 000 \$
784 PARTS, TRACTORS, MOTOR VEH	5 269	1 882	1 162	263 COTTON	384	124	84
786 TRAILERS, SEMI-TRAILER, ETC	1 260	114	70	266 SYNTHETIC FIBRES	20 387	5 766	3 562
813 LIGHTING FIXTURES ETC. NES	3 009	4 328	2 750	267 OTHER MAN-MADE FIBRES	129	68	40
851 FOOTWEAR	40	186	115	269 WORN CLOTHING, TEXTL. ARTL	68 282	5 136	3 208
872 MEDICAL INSTRUMENTS NES	13	190	119	274 SULPHUR, UNRSTD. IRON PYRS	1 445	89	57
873 METERS, COUNTERS, NES	8	184	117	278 OTHER CRUDE MINERALS	10 845	561	346
874 MEASURE, CONTROL INSTRMNT	15	120	76	287 ORE, CONCENTR. BASE METALS	1 260	98	59
881 PHOTOGRAPH APPAR. ETC. NES	4	60	39	288 NON-FERROUS WASTE, SCRAP	39 785	4 458	2 763
882 PHOTO. CINEMATOGRPH. SUPPL	96	335	206	292 CRUDE VEG. MATERIALS, NES	2 661	684	423
892 PRINTED MATTER	38	143	89	334 PETROLEUM PRODUCTS	2 097	482	304
893 ARTICLES, NES, OF PLASTICS	303	497	314	335 RESIDUAL PETROL. PRODUCTS	4 010	723	442
899 MISC MANUFCTRD GOODS NES	82	234	147	411 ANIMAL OILS AND FATS	115	111	66
PAKISTAN							
IMPORTS	2 357 693	740 966	459 281	421 FIXED VEG. FAT, OILS, SOFT	25 533	3 203	2 077
034 FISH, FRESH, CHILLED, FROZEN	2 177	1 569	873	431 ANIMAL, VEG. FATS, OILS, NES	3 213	623	387
036 CRUSTACEANS, MOLLUSCS ETC	1 127	1 103	686	511 HYDROCARBONS, NES, DERIVTS	6 186	967	601
042 RICE	893	130	81	512 ALCOHOL, PHENOL, ETC. DERIV	21 890	2 576	1 620
056 VEGETABLES, PRPD, PRSVD, NES	43	310	191	513 CARBOXYLIC ACIDS, DERIVTS	124 638	15 731	9 698
057 FRUIT, NUTS EXCL. OIL NUTS	1 902	727	453	514 NITROGEN-FUNCT. COMPOUNDS	12 561	6 943	4 265
059 FRUIT, VEGETABLE JUICES	1 263	472	295	515 ORGANO-INORGANIC COMPNDS	4 005	16 731	10 367
061 SUGARS, MOLASSES, HONEY	1 687 174	20 702	12 603	516 OTHER ORGANIC CHEMICALS	7 821	5 139	3 174
075 SPICES	647	168	101	522 INORGANIC CHEM. ELEMENTS	15 504	3 661	2 243
222 OILSEED (SFT. FIX VEG. OIL)	608	80	48	523 METAL. SALTS, INORGAN. ACID	14 780	2 315	1 443
223 OILSEED (OTH. FIX. VEG. OIL)	389	70	42	524 OTHER CHEMICAL COMPOUNDS	722	213	129
263 COTTON	99 635	23 333	14 131	531 SYNTH. COLOURS, LAKES, ETC.	8 516	19 955	12 362
267 OTHER MAN-MADE FIBRES	356	58	36	532 DYING, TANNING MATERIALS	56 898	11 781	7 280
268 WOOL, OTHER ANIMAL HAIR	3 308	593	367	533 PIGMENTS, PAINTS, ETC.	9 360	5 326	3 299
269 WORN CLOTHING, TEXTL. ARTL	921	366	226	541 MEDICINES, ETC. EXC. GRP542	2 174	15 884	9 839
289 PREC. METAL ORES, CONCTRTS	1	6 284	3 991	542 MEDICAMENTS	5 952	21 366	13 143
291 CRUDE ANIMAL MATERIALS, NES	5 741	13 364	8 324	551 ESSENT. OIL, PERFUME, FLAVR	832	2 203	1 363
292 CRUDE VEG. MATERIALS, NES	40 360	5 534	3 438	554 SOAP, CLEANERS, POLISH, ETC	17 583	5 313	3 264
325 COKE, SEMI-COKE, RET. CARBN	81 139	1 297	801	562 FERTILIZER, EXCEPT GRP272	363 654	11 749	6 961
531 SYNTH. COLOURS, LAKES, ETC.	43	120	76	571 POLYMERS OF ETHYLENE	34 111	5 231	3 275
592 STARCHES, INULIN, ETC.	880	629	388	572 POLYMERS OF STYRENE	15 094	3 118	1 935
611 LEATHER	7 336	48 597	30 101	573 POLYMERS, VINYL CHLORIDE	7 023	1 805	1 095
612 MANUFACT. LEATHER ETC. NES	216	427	268	574 POLYACETAL, POLYCARBONATE	6 797	2 770	1 724
635 WOOD MANUFACTURES, NES	253	173	108	575 OTH. PLASTIC, PRIMARY FORM	39 796	14 273	8 813
651 TEXTILE YARN	31 264	15 936	9 721	581 PLASTIC TUBE, PIPE, HOSE	95	224	142
652 COTTON FABRICS, WOVEN	60 476	37 725	23 103	582 PLASTIC PLATE, SHEETS, ETC	7 729	4 861	3 022
653 FABRICS, MAN-MADE FIBRES	34 333	17 151	10 755	583 MONOFILAMENT OF PLASTICS	53	67	42
655 KNIT, CROCHET, FABRIC NES	141	84	54	591 INSECTICIDES, ETC.	10 795	8 702	5 356
656 TULLE, LACE, EMBROIDRY, ETC	727	1 853	1 141	592 STARCHES, INULIN, ETC.	2 215	823	503
657 SPECIAL YARN, TEXTL. FABRIC	285	129	77	597 PREPRED ADDITIVES, LIQUIDS	31 624	8 403	5 219
658 TEXTILE ARTICLES NES	72 522	70 194	43 747	598 MISC. CHEMICAL PRODS. NES	44 688	14 061	8 741
659 FLOOR COVERINGS, ETC.	13 071	56 887	35 197	600 CPL IND PLANT CHAP 69-76	114	62	37
661 LIME, CEMENT, CONSTR. MATRL	148	92	56	611 LEATHER	58	107	63
667 PEARLS, PRECIOUS STONES				621 MATERIALS OF RUBBER	2 820	3 030	1 876
689 MISC. NON-FERR. BASE METAL	201	134	85	625 RUBBER TYRES, TUBES, ETC.	274	138	87
693 WIRE PRODUCTS EXCL. ELECT	14 979	2 707	1 698	629 ARTICLES OF RUBBER, NES	406	732	464
695 TOOLS	139	440	270	641 PAPER AND PAPERBOARD	40 300	7 148	4 437
696 CUTLERY	725	1 867	1 163	642 PAPER, PAPERBOARD, CUT ETC	3 197	1 402	889
697 HOUSEHOLD EQUIPMENT, NES	325	308	188	651 TEXTILE YARN	2 358	1 045	650
699 MANUFACT. BASE METAL, NES	84	162	98	652 COTTON FABRICS, WOVEN	95	138	83
712 STEAM TURBINES	9	120	72	653 FABRICS, MAN-MADE FIBRES	42	83	50
714 ENGINES, MOTORS NON-ELECT	43	487	287	655 KNIT, CROCHET, FABRIC NES	72	165	101
743 PUMPS NES, CENTRIFUGS ETC	14	53	35	656 TULLE, LACE, EMBROIDRY, ETC	48	130	78
762 RADIO-BROADCAST RECEIVER	63	135	85	657 SPECIAL YARN, TEXTL. FABRIC	715	1 793	1 102
764 TELECOMM. EQUIP. PARTS NES	2	111	67	658 TEXTILE ARTICLES NES	696	475	289
778 ELECTRIC MACH. APPART. NES	10	99	63	661 LIME, CEMENT, CONSTR. MATRL	32 435	574	360
813 LIGHTING FIXTURES ETC. NES	86	88	53	662 CLAY, REFRCT. CONSTR. MATRL	37 258	5 066	3 121
821 FURNITURE, CUSHIONS, ETC.	361	245	159	663 MINERAL MANUFACTURES, NES	11 255	4 766	2 896
831 TRUNK, SUIT-CASES, BAG, ETC	19 953	15 737	9 935	664 GLASS	5 573	1 885	1 154
841 MENS, BOYS CLOTHING, X-KNIT	16 897	34 318	21 338	665 GLASSWARE	540	806	502
842 WOMEN, GIRL CLOTHING, XKNIT	34 089	77 641	47 839	671 PIG IRON, SPIEGELEISN, ETC	11 953	1 114	670
843 MENS, BOYS CLOTHING, KNIT	7	11 864	7 327	672 INGOTS ETC. IRON OR STEEL	4 085	349	220
844 WOMEN, GIRLS CLOTHING, KNIT	19 881	29 598	18 275	673 FLAT-ROLLED IRON ETC.	218 082	12 914	7 988
845 OTHR. TEXTILE APPAREL, NES	35 613	55 332	34 543	674 FLAT-ROLLED PLATED IRON	100 501	5 688	3 510
846 CLOTHING ACCESSRS, FABRIC	19 637	13 455	8 298	675 FLAT-ROLLED, ALLOY STEEL	16 979	4 810	2 912
848 CLOTHING, NONTEXTL; HEADGEAR	21 564	109 757	68 427	676 IRON, STL. BAR, SHAPES ETC.	34 744	4 556	2 826
851 FOOTWEAR	2 059	4 255	2 649	677 RAILWAY TRACK IRON, STEEL	5 654	761	452
872 MEDICAL INSTRUMENTS NES	1 782	13 343	8 354	678 WIRE OF IRON OR STEEL	79	53	33
874 MEASURE, CONTROL INSTRMNT	6	335	207	679 TUBES, PIPES, ETC. IRON, STL	16 292	4 265	2 618
882 PHOTO. CINEMATOGRPH. SUPPL	6	83	55	681 SILVER, PLATINUM, ETC.	3 296	514	303
893 ARTICLES, NES, OF PLASTICS	46	48	31	682 COPPER	3 020	3 020	1 851
894 BABY CARRIAGE, TOYS, GAMES	14 322	31 283	19 349	683 NICKEL	81	1 030	654
896 WORKS OF ART, ANTIQUE ETC	31	154	96	684 ALUMINIUM	12 922	9 171	5 686
897 GOLD, SILVERWARE, JEWEL NES	44	203	129	687 TIN	60	78	48
898 MUSICAL INSTRUMENTS, ETC.	131	217	139	691 METALLIC STRUCTURES NES	1 560	1 233	775
899 MISC MANUFCTRD GOODS NES	24	139	92	692 CONTAINERS, STORAGE, TRNSP	1 508	1 006	632
EXPORTS							
001 LIVE ANIMALS	89	479	300	693 WIRE PRODUCTS EXCL. ELECT	769	454	288
022 MILK AND CREAM	1 500	461	275	694 NAILS, SCREWS, NUTS, ETC.	282	631	391
023 BUTTER, OTHER FAT OF MILK	1 600	1 440	863	695 TOOLS	1 241	5 774	3 568
024 CHEESE AND CURD	204	122	72	696 CUTLERY	370	738	442
041 WHEAT, MESLIN, UNMILLED	299 893	7 617	4 853	697 HOUSEHOLD EQUIPMENT, NES	80	106	72
061 SUGARS, MOLASSES, HONEY	37 532	2 860	1 778	699 MANUFACT. BASE METAL, NES	4 644	5 120	3 110
073 CHOCOLATE, OTH. COCOA PREP	125	120	72	700 CPL IND PLANT (84/85/87)	41 759	50 287	30 738
081 ANIMAL FEED STUFF	2 277	363	241	711 STEAM GENER. BOILERS, ETC.	868	1 660	1 015
098 EDIBLE PRDD. PREPRTNS, NES	769	503	305	712 STEAM TURBINES	564	2 913	1 743
112 ALCOHOLIC BEVERAGES	487	113	65	713 INTRNL COMBUS PSTN ENGIN	633	2 657	1 629
211 HIDES, SKINS (EX. FURS), RAW	895	260	155	714 ENGINES, MOTORS NON-ELECT	1 474	11 076	6 710
232 SYNTHETIC RUBBER, ETC.	21 835	4 270	2 684	716 ROTATING ELECTRIC PLANT	3 791	8 190	5 037
245 FUEL WOOD, WOOD CHARCOAL	108	63	38	718 OTH. POWR. GENRTNG. MACHNRY	30	278	175
251 PULP AND WASTE PAPER	8 466	1 335	820	721 AGRIC. MACHINES, EX. TRACTR	707	2 410	1 517
				722 TRACTORS	430	571	338
				723 CIVIL ENGINEERING EQUIPT	6 645	12 738	7 926
				724 TEXTILE, LEATHER MACHINES	65 627	117 064	72 195
				725 PAPER, PULP MILL MACH. NES	2 727	1 842	1 121
				726 PRINTNG, BOOKBINDNG MACHS	3 534	3 515	2 135
				727 FOOD-PROCESS. MCH. NON DOM	760	1 282	781
				728 OTH. MACH. PTS, SPCL INDUST	5 483	18 268	11 249

7 IMPORTS AND EXPORTS (SPECIAL TRADE) BY COUNTRIES OF PRODUCTION AND CONSUMPTION AND BY GROUPS OF THE SITC-REV. III 1990

GROUP DESCRIPTION	DT - 100 KG	1 000 DM	1 000 \$	GROUP DESCRIPTION	DT - 100 KG	1 000 DM	1 000 \$
731 METAL REMOVAL WORK TOOLS	1 324	9 153	5 520	431 ANIMAL, VEG. FATS, OILS, NES	7 331	1 709	1 067
733 MACH-TOOLS, METAL-WORKING	1 263	3 559	2 148	511 HYDROCARBONS, NES, DERIVTS	213	74	45
735 PARTS, NES, FOR MACH-TOOLS	220	1 852	1 150	512 ALCOHOL, PHENOL, ETC. DERIV	4 382	2 518	1 529
737 METALWORKING MACHNRY NES	17 644	2 320	1 470	513 CARBOXYLIC ACIDS, DERIVTS	8 664	2 316	1 446
741 HEATING, COOLING EQUIP, PART	.	.	514	514 NITROGEN-FUNCT. COMPOUNDS	13 945	16 312	10 012
742 PUMPS FOR LIQUIDS, PARTS	325	2 540	1 583	515 ORGANO-INORGANIC COMPNDS	11 879	21 250	13 148
743 PUMPS NES, CENTRIFUGS ETC	2 297	9 622	5 927	516 OTHER ORGANIC CHEMICALS	8 042	8 610	5 346
744 MECHANICAL HANDLING EQUIP	1 509	3 124	1 977	522 INORGANIC CHEM. ELEMENTS	2 419	262	161
745 OTH. NONELEC MCH, TOOL, NES	3 224	10 071	6 174	523 METAL, SALTS, INORGAN. ACID	2 009	3 201	1 990
746 BALL OR ROLLER BEARINGS	1 210	2 295	1 425	525 RADIO-ACTIVE MATERIALS	1 923	531	323
747 TAPS, COCKS, VALVES, ETC.	711	2 761	1 724	531 SYNTH. COLOURS, LAKES, ETC.	9 802	17 470	10 811
748 TRANSMISSIONS SHAFTS ETC	792	3 083	1 919	532 DYEING, TANNING MATERIALS	2 289	988	609
749 NON-ELECT MACH. PARTS, ETC	890	3 033	1 842	533 PIGMENTS, PAINTS, ETC.	353	622	385
751 OFFICE MACHINES	214	521	322	541 MEDICINES, ETC. EXC. GRP542	1 514	12 413	7 634
752 AUTOMATC. DATA PROC. EQUIP	128	4 235	2 622	542 MEDICAMENTS	560	1 383	867
759 PARTS, FOR OFFICE MACHINS	138	674	407	551 ESSENT. OIL, PERFUME, FLAVR	1 038	3 044	1 875
761 TELEVISION RECEIVERS ETC	4	55	37	553 PERFUMERY, COSMETICS, ETC.	302	443	278
764 TELECOMM. EQUIP. PARTS NES	5 878	98 718	60 266	554 SOAP, CLEANERS, POLISH, ETC.	76	65	35
771 ELECT POWER MACHNRY, PARTS	3 534	5 240	3 290	574 POLYACETAL, POLYCARBONATE	3 175	786	468
772 ELEC. SWITCH, RELAY, CIRCUIT	4 621	24 114	14 675	575 OTH. PLASTIC, PRIMARY FORM	651	323	202
773 ELECTR. DISTRIB. EQPT NES	6 311	11 177	6 776	579 PLASTIC WASTE, SCRAP ETC	177	132	82
774 ELECTRO-MEDCL, XRAY EQUIP	593	7 329	4 517	581 PLASTIC TUBE, PIPE, HOSE	38	81	41
775 DOM. ELEC. NON-ELEC. EQUIP	924	1 784	1 086	582 PLASTIC PLATE, SHEETS, ETC	142	82	56
776 TRANSISTORS, VALVES, ETC.	13	847	525	591 INSECTICIDES, ETC.	3	359	235
778 ELECTRIC. MACH. APPART. NES	2 053	6 117	3 783	598 MISC. CHEMICAL PRODTS. NES	3 961	377	238
781 PASS. MOTOR VEHCLS. EX. BUS	2 244	8 135	5 002	611 LEATHER	16 089	87 350	54 141
782 GOODS, SPCL. TRANSPORT VEH	4 213	2 345	1 511	612 MANUFACT. LEATHER ETC. NES	4 240	11 457	7 125
783 ROAD MOTOR VEHICLES NES	1 443	1 318	819	621 MATERIALS OF RUBBER	157	72	45
784 PARTS, TRACTORS, MOTOR VEH	2 318	4 186	2 573	625 RUBBER TYRES, TUBES, ETC.	2 323	1 045	639
786 TRAILERS, SEMI-TRAILR, ETC	3 012	2 373	1 436	629 ARTICLES OF RUBBER, NES	2 275	1 935	1 201
791 RAILWAY VEHICLES, EQUIPNT	189	955	599	634 VENEERS, PLYWOOD, ETC.	2 481	442	269
792 AIRCRAFT, ASSCCTD. EQUIPNT	8	1 699	1 046	635 WOOD MANUFACTURES, NES	2 091	2 516	1 571
793 SHIP, BOAT, FLAT, STRUCTRS	254 571	9 070	5 398	642 PAPER, PAPERBOARD, CUT ETC	476	778	491
812 PLUMBING, SANITRY, EQPT, ETC	19	53	33	651 TEXTILE YARN	108 308	48 980	30 368
813 LIGHTING FIXTURES ETC. NES	161	1 110	680	652 COTTON FABRICS, MOVEN	99 649	72 645	44 670
821 FURNITURE, CUSHIONS, ETC.	90	389	244	653 FABRICS, MAN-MADE FIBRES	9 336	6 778	4 130
845 OTHR. TEXTILE APPAREL, NES	211	446	267	654 OTH. TEXTILE FABRIC, MOVEN	10 204	30 239	18 727
846 CLOTHING ACCESSRS, FABRIC	34	210	133	656 TULLE, LACE, EMBROIDRY, ETC	337	5 837	3 655
848 CLOTHING, NONTEXTL, HEADGEAR	28	171	105	657 SPECIAL YARN, TEXTL. FABRIC	2 019	842	530
851 FOOTWEAR	29	130	81	658 TEXTILE ARTICLES NES	57 240	78 952	49 372
871 OPTICAL INSTRUMENTS, NES	11	562	346	659 FLOOR COVERINGS, ETC.	163 706	308 769	191 049
872 MEDICAL INSTRUMENTS NES	1 297	10 171	6 353	661 LIME, CEMENT, CONSTR. MATRL	141 218	5 266	3 307
873 METERS, COUNTERS, NES	194	1 507	910	662 CLAY, REFRCT. CONSTR. MATRL	1	164	96
874 MEASURE, CONTROL INSTRMNT	1 089	15 880	9 818	663 MINERAL MANUFACTURES, NES	694	1 491	913
881 PHOTOGRAPH APPAR. ETC. NES	122	2 046	1 238	665 GLASSWARE	11 251	8 139	5 023
882 PHOTO. CINEMATOGRAPH. SUPPL	4 677	6 061	3 757	666 POTTERY	395	323	192
884 OPTICAL GOODS NES	15	332	204	667 PEARLS, PRECIOUS STONES	.	.	.
885 WATCHES AND CLOCKS	9	254	154	671 PIG IRON, SPIEGELEISN, ETC	811	99	65
891 ARMS AND AMMUNITION	119	661	403	672 INGOTS ETC. IRON OR STEEL	769	2 007	1 212
892 PRINTED MATTER	564	1 486	941	673 FLAT-ROLLED IRON ETC.	226 360	15 894	9 881
893 ARTICLES, NES, OF PLASTICS	764	1 029	633	675 FLAT-ROLLED, ALLOY STEEL	131	57	35
895 OFFICE, STATIONERY SUPPLS	1 193	2 508	1 580	676 IRON, STL. BAR, SHAPES ETC.	165 896	19 115	11 613
897 GOLD, SILVERWARE, JEWEL NES	.	5 406	3 315	678 WIRE OF IRON OR STEEL	2 050	1 012	618
898 MUSICAL INSTRUMENTS, ETC.	6	216	128	679 TUBES, PIPES, ETC. IRON, STL	397	217	134
899 MISC MANUFCTRD GOODS NES	91	604	378	682 COPPER	71	71	44
941 COMPL. IND. PLANT CHAPT 99	107	513	306	684 ALUMINIUM	1 946	757	475
INDIA				691 METALLIC STRUCTURES NES	907	156	93
IMPORTS	4 951 143	2 510 083	1 552 194	693 WIRE PRODUCTS EXCL. ELECT	4 106	975	592
001 LIVE ANIMALS	43	87	53	694 NAILS, SCREWS, NUTS, ETC.	3 745	1 267	798
034 FISH, FRESH, CHILLED, FROZN	18	51	30	695 TOOLS	27 695	21 055	13 032
036 CRUSTACEANS, MOLLUSCS ETC	6 952	5 144	3 298	696 CUTLERY	43	163	100
037 FISH ETC. PREPD, PRSVD. NES	582	610	371	697 HOUSEHOLD EQUIPMENT, NES	10 949	14 889	9 365
042 RICE	12 523	2 384	1 478	699 MANUFACTS. BASE METAL. NES	8 646	4 854	2 995
054 VEGETABLES	3 880	832	509	713 INTRNL COMBUS PSTN ENGIN	1 175	2 433	1 506
056 VEGETABLES, PRPD, PRSVD, NES	9 559	3 476	2 144	714 ENGINES, MOTORS NON-ELECT	36	1 597	1 036
057 FRUIT, NUTS EXCL. OIL NUTS	29 396	23 352	14 443	716 ROTATING ELECTRIC PLANT	83	186	117
058 FRUIT, PRESERVED, PREPARED	20 839	4 158	2 579	718 OTH. POWR. GENRTNG. MACHNRY	37	104	64
059 FRUIT, VEGETABLE JUICES	856	210	127	723 CIVIL ENGINEERING EQUIPT	84	172	101
061 SUGARS, MOLASSES, HONEY	72 674	915	540	724 TEXTILE, LEATHER MACHINES	934	2 311	1 428
071 COFFEE, COFFEE SUBSTITUTE	46 924	10 417	6 515	725 PAPER, PULP MILL MACHINES	9	79	49
072 COCOA	168	92	55	726 PRINTNG, BOOKBINDNG MACHS	119	288	193
074 TEA AND MATE	63 203	53 361	33 281	727 FOOD-PROCESS. MCH. NON DOM	103	141	88
075 SPICES	17 295	5 038	3 081	728 OTH. MACH. PTS, SPCL. INDUST	982	817	510
081 ANIMAL FEED STUFF	40 902	642	378	731 METAL REMOVAL WORK TOOLS	1 524	1 857	1 190
098 EDIBLE PROD. PREPRTNS, NES	2 036	424	267	733 MACH-TOOLS, METAL-WORKING	768	646	383
121 TOBACCO, UNMANUFACTURED	5 780	3 178	1 983	735 PARTS, NES, FOR MACH-TOOLS	1 557	3 420	2 136
222 OILSEED (SFT. FIX VEG. OIL)	11 384	1 994	1 193	737 METALWORKING MACHNRY NES	57	235	150
223 OILSEED (OTH. FIX. VEG. OIL)	5 358	587	355	741 HEATING, COOLING EQUIP, PART	116	542	329
232 SYNTHETIC RUBBER, ETC.	1 601	159	102	742 PUMPS FOR LIQUIDS, PARTS	3 607	13 319	8 247
248 WOOD, SIMPLY WORKED	973	611	372	743 PUMPS NES, CENTRIFUGS ETC	470	1 475	899
261 SILK	226	459	282	744 MECHANICAL HANDLING EQUIP	627	168	103
263 COTTON	1 169	251	155	745 OTH. NONELEC MCH, TOOL, NES	142	100	60
266 SYNTHETIC FIBRES	22 384	5 223	3 241	746 BALL OR ROLLER BEARINGS	52	100	65
267 OTHER MAN-MADE FIBRES	38 032	2 384	1 479	747 TAPS, COCKS, VALVES, ETC.	497	920	574
268 WOOD, OTHER ANIMAL HAIR	2 020	2 630	1 552	748 TRANSMISSIONS SHAFTS ETC	3 820	2 040	1 251
269 WORN CLOTHING, TEXTL. ARTL	285	125	80	751 OFFICE MACHINES	131	597	368
273 STONE, SAND AND GRAVEL	418 563	17 385	10 770	752 AUTOMATC. DATA PROC. EQUIP	14	76	45
277 NATURAL ABRASIVES, NES	6 977	359	216	759 PARTS, FOR OFFICE MACHINS	12	145	87
278 OTHER CRUDE MINERALS	254 853	6 052	3 774	762 RADIO-BROADCAST RECEIVER	589	2 240	1 375
281 IRON ORE, CONCENTRATES	1 177 825	8 347	4 939	764 TELECOMM. EQUIP. PARTS NES	327	1 761	1 088
287 ORE, CONCENTR. BASE METALS	135 163	2 844	1 712	771 ELECT POWER MACHNRY, PARTS	811	3 439	2 163
289 PREC. METAL ORES, CONCTRITS	.	204	137	772 ELEC. SWITCH, RELAY, CIRCUIT	997	548	353
291 CRUDE METAL MATERIALS, NES	35 644	4 266	2 637	773 ELECTR. DISTRIB. EQPT NES	17	319	208
292 CRUDE VEG. MATERIALS, NES	157 792	27 753	17 160	774 ELECTRO-MEDCL, XRAY EQUIP	9	295	184
293 CRUDE PETROLEUM PRODUCTS	778 003	12 779	7 909	776 TRANSISTJRS, VALVES, ETC.	2 069	1 429	897
422 FIXED VEG. FAT, OILS, OTHER	61 035	9 876	5 975	782 GOODS, SPCL. TRANSPORT VEH	283	190	116
				784 PARTS, TRACTORS, MOTOR VEH	10 465	4 576	2 827

7 IMPORTS AND EXPORTS (SPECIAL TRADE) BY COUNTRIES OF PRODUCTION AND CONSUMPTION AND BY GROUPS OF THE SITC-REV. III 1990

GROUP DESCRIPTION	DT = 100 KG	1 000 DM	1 000 \$	GROUP DESCRIPTION	DT = 100 KG	1 000 DM	1 000 \$
785 CYCLES, MOTORCYCLES ETC.	6 776	4 042	2 520	621 MATERIALS OF RUBBER	1 276	1 488	907
786 TRAILERS, SEMI-TRAILER, ETC	510	178	107	625 RUBBER TYRES, TUBES, ETC.	71	144	89
791 RAILWAY VEHICLES, EQUIPNT	83	166	103	629 ARTICLES OF RUBBER, NES	781	2 793	1 737
792 AIRCRAFT, ASSCOTO, EQUIPNT	22	6 449	4 191	635 WOOD MANUFACTURES, NES	149	113	74
811 PREFABRICATED BUILDINGS	9	45	30	641 PAPER AND PAPERBOARD	32 246	11 610	7 129
813 LIGHTING FIXTURES ETC. NES	3 261	4 087	2 610	642 PAPER, PAPERBOARD, CUT ETC	9 567	3 952	2 425
821 FURNITURE, CUSHIONS, ETC.	1 127	3 836	2 469	651 TEXTILE YARN	8 687	6 210	3 854
831 TRUNK, SUIT-CASES, BAG, ETC	15 104	76 573	47 893	652 COTTON FABRICS, WOVEN	140	444	285
841 MENS, BOYS CLOTHING, X-KNIT	59 090	233 084	144 045	653 FABRICS, MAN-MADE FIBRES	1 546	1 786	1 129
842 WOMEN, GIRL CLOTHING, X-KNIT	69 990	329 840	202 513	654 OTH. TEXTILE FABRIC, WOVEN	76	248	150
843 MENS, BOYS CLOTHING, KNIT	2 483	6 031	3 669	655 KNIT, CROCHET, FABRIC NES	73	166	108
844 WOMEN, GIRLS CLOTHING, KNIT	11 370	31 926	19 404	656 TULLE, LACE, EMBROIDRY, ETC	92	739	454
845 OTH. TEXTILE APPAREL, NES	41 321	127 523	77 868	657 SPECIAL YARN, TXTL. FABRIC	2 738	7 915	4 831
846 CLOTHING ACCESSORS, FABRIC	8 013	45 204	27 885	658 TEXTILE ARTICLES NES	51	267	165
848 CLOTHING, NONTXL; HEADGEAR	30 006	224 658	139 933	659 FLOOR COVERINGS, ETC.	394	687	454
851 FOOTWEAR	32 147	134 709	83 130	661 LIME, CEMENT, CONSTR. MATRL	9 040	206	131
872 MEDICAL INSTRUMENTS NES	20	203	132	682 CLAY, REFRCT. CONSTR. MATRL	56 874	12 256	7 446
874 MEASURE, CONTROL INSTRMNT	215	6 127	3 829	663 MINERAL MANUFACTURES, NES	6 880	11 979	7 367
882 PHOTO, CINEMATOGPH. SUPPL	37	148	88	664 GLASS	12 772	4 956	3 059
884 OPTICAL GOODS NES	22	289	178	665 GLASSWARE	1 965	2 470	1 524
885 WATCHES AND CLOCKS	22	122	75	667 PEARLS, PRECIOUS STONES	.	.	.
891 ARMS AND AMMUNITION	166	337	213	671 PIG IRON, SPIEGELEISN, ETC	7 149	2 878	1 745
892 PRINTED MATTER	354	528	321	672 INGOTS ETC. IRON OR STEEL	16 605	1 627	991
893 ARTICLES, NES, OF PLASTICS	1 693	1 154	723	673 FLAT-ROLLED IRON ETC.	3 427 200	281 444	173 678
894 BABY CARRIAGE, TOYS, GAMES	3 792	4 280	2 623	674 FLAT-ROLLED PLATED IRON	135 449	12 415	7 787
895 OFFICE, STATIONERY SUPPLS	101	670	411	675 FLAT-ROLLED, ALLOY STEEL	436 762	75 847	47 237
896 WORKS OF ART, ANTIQUE ETC	90	387	240	676 IRON, STL. BAR, SHAPES ETC.	113 824	16 747	10 255
897 GOLD, SILVERWARE, JEWEL NES	1 074	9 782	6 078	677 RAILWAY TRACK IRON, STEEL	789	108	65
898 MUSICAL INSTRUMENTS, ETC.	334	1 008	613	678 WIRE OF IRON OR STEEL	4 879	4 345	2 699
899 MISC MANUFCTRD GOODS NES	2 948	4 025	2 490	679 TUBES, PIPES, ETC. IRON, STL	217 398	59 785	36 660
EXPORTS	11 839 468	2 731 606	1 692 345	681 SILVER, PLATINUM, ETC.	6	310	191
001 LIVE ANIMALS	628	254	152	682 COPPER	9 651	10 369	6 401
022 MILK AND CREAM	9 850	2 891	1 712	683 NICKEL	2 842	5 557	3 442
024 CHEESE AND CURD	97	91	55	684 ALUMINIUM	25 556	11 068	6 764
054 VEGETABLES	885	1 416	849	686 ZINC	1 022	323	204
061 SUGARS, MOLASSES, HONEY	4 387	471	289	687 TIN	2 305	2 911	1 744
081 ANIMAL FEED STUFF	3 117	579	353	689 MISC. NON-FERR. BASE METAL	551	2 499	1 537
098 EDIBLE PROD. PREPRTNS, NES	40	64	41	691 METALLIC STRUCTURES NES	5 195	5 849	3 640
111 NON-ALCOHOL. BEVERAGE, NES	722	77	48	692 CONTAINERS, STORAGE, TRNSP	764	1 339	833
112 ALCOHOLIC BEVERAGES	2 042	655	403	693 WIRE PRODUCTS EXCL. ELECT	722	748	462
211 HIDES, SKINS (EX. FURS), RAW	95	77	46	694 NAILS, SCREWS, NUTS, ETC.	934	2 515	1 561
232 SYNTHETIC RUBBER, ETC.	31 279	7 762	4 846	695 TOOLS	3 722	14 412	8 946
247 WOOD ROUGH, ROUGH SQUARED	7 794	221	140	699 MANUFACT. BASE METAL, NES	19 240	24 473	15 208
251 PULP AND WASTE PAPER	582	150	93	700 CPL IND PLANT (84/85/87)	12 238	54 031	34 071
265 SYNTHETIC FIBRES	10 069	2 096	1 292	711 STEAM GENER. BOILERS, ETC.	6 757	10 192	6 339
268 WOOL, OTHER ANIMAL HAIR	22 833	358	216	712 STEAM TURBINES	7 079	30 840	18 803
269 WORN CLOTHING, TEXTL. ARTL	22 435	1 746	1 067	713 INTRNL COMBUS PSTN ENGIN	9 480	32 704	20 340
273 STONE, SAND AND GRAVEL	7 173	76	47	714 ENGINES, MOTORS NON-ELECT	371	11 876	7 086
274 SULPHUR, UNRSTD. IRON PYRS	1 748	504	310	716 ROTATING ELECTRIC PLANT	6 569	21 035	12 981
277 NATURAL ABRASIVES, NES	21	1 664	1 031	718 OTH. POWDR. GENRTNG. MACHNRY	1 574	6 429	4 025
278 OTHER CRUDE MINERALS	10 514	1 012	622	721 AGRIC. MACHINES, EX. TRACTR	27	141	91
282 FERROUS WASTE AND SCRAP	876 217	18 986	11 865	722 TRACTORS	220	267	159
285 ALUMINIUM ORE, CONCTR. ETC	6 495	928	574	723 CIVIL ENGINEERING EQUIPT	12 318	24 187	14 865
287 ORE, CONCENTR. BASE METALS	184	961	574	724 TEXTILE LEATHER MACHINES	41 842	168 687	105 791
288 NON-FERROUS WASTE, SCRAP	103 399	14 130	8 888	725 PAPER, PULP MILL MACHINES	2 380	8 346	5 103
291 CRUDE ANIMAL MATERIALS, NES	350	396	247	726 PRINTING BOOKBINDNG MACHS	4 816	14 341	8 904
292 CRUDE VEG. MATERIALS, NES	480	768	476	727 FOOD-PROCESS. MCH. NON DOM	427	2 299	1 423
321 COAL, NOT AGLOMERATED	645	55	34	728 OTH. MACH. PTS, SPCL. INDUST	41 957	132 348	83 254
334 PETROLEUM PRODUCTS	4 828	1 206	770	731 METAL REMOVAL WORK TOOLS	25 963	69 720	43 208
335 RESIDUAL PETROL. PRODUCTS	103 123	9 215	5 780	733 MACH-TOOLS, METAL-WORKING	22 533	57 870	34 870
431 ANIMAL, VEG. FATS, OILS, NES	2 230	406	250	735 PARTS, NES, FOR MACH-TOOLS	3 657	37 108	23 012
511 HYDROCARBONS, NES, DERIVTS	23 629	4 610	2 897	737 METALWORKING MACHNRY NES	11 122	17 473	10 727
512 ALCOHOL, PHENOL, ETC. DERIV	64 581	19 351	12 054	741 HEATING, COOLNG EQUIP. PART	40	567	344
513 CARBOXYLIC ACIDS, DERIVTS	166 225	32 558	20 218	742 PUMPS FOR LIQUIDS, PARTS	5 971	45 392	27 580
514 NITROGEN-FUNCT. COMPOUNDS	50 708	50 272	31 175	743 PUMPS NES, CENTRIFUGS ETC	8 718	49 296	30 683
515 ORGANO-INORGANIC COMPNDS	31 355	32 054	19 587	744 MECHANICAL HANDLING EQUIP	22 229	32 444	20 432
516 OTHER ORGANIC CHEMICALS	24 416	34 445	21 201	745 OTH. NONELEC MCH. TOOL, NES	3 900	19 279	12 067
522 INORGANIC CHEM. ELEMENTS	67 401	17 109	10 564	746 BALL OR ROLLER BEARINGS	14 766	34 960	21 740
523 METAL, SALTS, INORGAN. ACID	16 453	3 487	2 148	747 TAPS, COCKS, VALVES, ETC.	3 407	19 545	12 160
524 OTHER CHEMICAL COMPOUNDS	3 475	4 264	2 641	748 TRANSMISSIONS SHAFTS ETC	25 653	56 044	34 797
525 RADIO-ACTIVE MATERIALS	2	84	51	749 NON-ELECT MACH. PARTS, ETC	9 687	23 348	14 547
531 SYNTH. COLOURS, LAKES, ETC.	2 627	12 640	7 839	751 OFFICE MACHINES	40	567	344
532 DYEING, TANNING MATERIALS	3 219	1 303	808	752 AUTOMATC. DATA PROC. EQUIP	240	8 575	5 282
533 PIGMENTS, PAINTS, ETC.	16 014	9 570	5 889	759 PARTS, FOR OFFICE MACHINS	211	2 700	1 656
541 MEDICINES, ETC. EXC. GRP542	1 617	25 758	15 850	761 TELEVISION RECEIVERS ETC	3	65	42
542 MEDICAMENTS	1 935	6 875	4 304	763 SOUND RECORDER, PHONOGRPH.	3	191	121
551 ESSNTL. OIL, PERFUME, FLAVR	1 043	4 122	2 627	764 TELECOMM. EQUIP. PARTS NES	839	29 720	18 271
553 PERFUMERY, COSMETICS, ETC.	1 172	1 482	922	771 ELECT POWER MACHNRY, PARTS	2 425	13 387	8 336
554 SOAP, CLEANERS, POLISH, ETC	18 024	5 019	3 097	772 ELEC. SWITCH, RELAY, CIRCUIT	5 380	63 978	39 625
562 FERTILIZER, EXCEPT GRP272	3 493 372	61 066	38 033	773 ELECTR DISTRIB. EQPT NES	7 711	13 818	8 911
571 POLYMERS OF ETHYLENE	38 549	7 004	4 306	774 ELECTRO-MEDCL. XRAY EQUIP	2 065	36 077	22 273
572 POLYMERS OF STYRENE	3 127	736	463	775 DOM. ELEC. NON-ELEC. EQUIPT	218	1 065	653
573 POLYMERS, VINYL CHLORIDE	37 614	6 283	3 933	776 TRANSISTORS, VALVES, ETC.	1 948	18 636	11 517
574 POLYACETAL, POLYCARBONATE	19 916	7 813	4 797	778 ELECTRIC MACH. APPART. NES	4 262	19 409	12 069
575 OTH. PLASTIC, PRIMARY FORM	48 587	17 123	10 515	781 PASS. MOTOR VEHCLS. EX. BUS	1 651	5 517	3 613
579 PLASTIC WASTE, SCRAP ETC	13 065	861	531	782 GOODS, SPCL. TRANSPORT VEH	808	2 018	1 238
581 PLASTIC TUBE, PIPE, HOSE	1 186	4 424	2 657	784 PARTS, TRACTORS, MOTOR VEH	10 583	21 067	13 141
582 PLASTIC PLATE, SHEETS, ETC	5 839	8 462	5 235	785 CYCLES, MOTORCYCLES ETC.	183	209	136
583 MONOFILAMENT OF PLASTICS	50	79	49	786 TRAILERS, SEMI-TRAILR, ETC	342	1 051	626
591 INSECTICIDES, ETC.	1 185	1 236	763	791 RAILWAY VEHICLES, EQUIPNT	954	1 908	1 189
592 STARCHES, INULIN, ETC.	2 113	1 318	809	792 AIRCRAFT, ASSCOTO, EQUIPNT	230	26 832	16 784
593 EXPLOSIVES, PYROTECHNICS	83	314	198	793 SHIP, BOAT, FLOAT. STRUCTRS	1 337 891	59 354	36 758
597 PREPRO ADDITIVES, LIQUIDS	28 528	9 495	5 911	800 CPL IND PLANT CHAP 90/94	14	334	211
598 MISC. CHEMICAL PRODS. NES	109 588	36 951	22 922	813 LIGHTING FIXTURES ETC. NES	378	2 384	1 484
600 CPL IND PLANT CHAP 69-76	12 198	6 430	3 894	821 FURNITURE, CUSHIONS, ETC.	398	1 463	909
611 LEATHER	1 278	5 297	3 270	831 TRUNK, SUIT-CASES, BAG, ETC	15	50	30
613 FURSKINS, TANNED, DRESSED	11	50	30	846 CLOTHING ACCESSORS, FABRIC	41	193	121
				848 CLOTHING, NONTXL; HEADGEAR	12	143	89
				851 FOOTWEAR	1 852	3 199	1 997

7 IMPORTS AND EXPORTS (SPECIAL TRADE) BY COUNTRIES OF PRODUCTION AND CONSUMPTION AND BY GROUPS OF THE SITC-REV. III 1990

GROUP DESCRIPTION	DT = 100 KG	1 000 DM	1 000 \$	GROUP DESCRIPTION	DT = 100 KG	1 000 DM	1 000 \$
871 OPTICAL INSTRUMENTS,NES	169	8 989	5 535	664 GLASS	1 464	473	285
872 MEDICAL INSTRUMENTS NES	987	26 193	16 124	665 GLASSWARE	91	208	128
873 METERS,COUNTERS,NES	115	2 068	1 264	673 FLAT-ROLLED IRON ETC.	62 241	5 557	3 302
874 MEASURE,CONTROL INSTRMNT	5 384	112 761	69 567	674 FLAT-ROLLED PLATED IRON	2 509	170	102
881 PHOTOGRAPH APPAR.ETC.NES	161	3 628	2 326	676 IRON,STL.BAR,SHAPES ETC.	13 294	1 205	717
882 PHOTO.CINEMATOGRPH.SUPPL	12 148	18 487	11 491	679 TUBES,PIPES,ETC.IRON,STL	1 475	362	222
884 OPTICAL GOODS NES	95	7 918	4 939	681 SILVER,PLATINUM,ETC.		51	30
885 WATCHES AND CLOCKS	542	4 196	2 554	682 COPPER	672	376	241
891 ARMS AND AMMUNITION	130	1 143	683	684 ALUMINIUM	336	262	161
892 PRINTED MATTER	2 009	10 567	6 465	692 CONTAINERS,STORAGE,TRNSP	115	201	127
893 ARTICLES,NES,OF PLASTICS	2 702	7 193	4 416	695 TOOLS	578	694	415
894 BABY CARRIAGE,TOYS,GAMES	12	61	37	699 MANUFACTS.BASE METAL,NES	348	1 060	681
895 OFFICE,STATIONERY SUPPLS	704	2 296	1 429	700 CPL IND PLANT (84/85/87)	354	1 931	1 298
896 WORKS OF ART,ANTIQUE ETC	10	121	72	711 STEAM GENER.BOILERS,ETC.	196	342	212
897 GOLD,SILVERWARE,JEWEL NES	4	163	99	712 STEAM TURBINES	45	1 173	737
898 MUSICAL INSTRUMENTS,ETC.	24	752	457	713 INTRNL COMBUS PSTN ENGIN	3 045	6 193	3 870
899 MISC MANUFCTRD GOODS NES	926	4 262	2 640	716 ROTATING ELECTRIC PLANT	348	1 042	663
941 COMPL IND PLANT CHAPT 99	6 884	2 380	1 440	721 AGRIC.MACHINES,EX.TRACTR	3	52	33
971 GOLD,NONMONTY EXCL DRES		500	303	723 CIVIL ENGINEERING EQUIPT	2 276	2 489	1 630
BANGLADESH							
IMPORTS	262 541	203 995	127 460	724 TEXTILE,LEATHER MACHINES	1 272	3 887	2 443
036 CRUSTACEANS,MOLLUSCS ETC	15 430	31 827	19 842	725 PAPER,PULP MILL MACHINES	124	430	251
037 FISH ETC.PREPD,PRSD,NES	54	51	31	726 PRINTNG,BOOKBINDNG MACHS	358	1 158	717
074 TEA AND MATE	776	449	284	727 FOOD-PROCESS.MCH.NON DDM	1 659	5 484	3 372
081 ANIMAL FEED STUFF	15 358	320	215	728 OTH.MACH,PTS,SPCL INDUST	1 694	4 956	3 006
264 JUTE,OTH.TEXTL.BAST FIBR	18 565	995	598	731 METAL REMOVAL WORK TOOLS	31	102	67
611 LEATHER	1 341	3 802	2 369	735 PARTS,NES,FOR MACH-TOOLS	2	196	124
651 TEXTILE YARN	58 192	9 142	5 706	737 METALWORKING MACHNRY NES	9	128	80
654 OTH.TEXTILE FABRIC,WOVEN	12 919	1 709	1 070	741 HEATING,COOLING EQUIP,PART	164	1 137	702
657 SPECIAL YARN,TXTL.FABRIC	346	82	54	742 PUMPS FOR LIQUIDS,PARTS	385	2 077	1 294
658 TEXTILE ARTICLES NES	62 070	9 202	5 761	743 PUMPS NES,CENTRIFUGS ETC	1 232	2 062	1 291
659 FLOOR COVERINGS, ETC.	340	287	178	744 MECHANICAL HANDLING EQUIP	794	1 221	731
666 POTTERY	587	209	135	745 OTH.NONELEC MCH,TOOL,NES	16	117	74
714 ENGINES,MOTORS NON-ELECT	6	749	504	746 BALL OR ROLLER BEARINGS	1 667	3 868	2 538
748 TRANSMISSIONS SHAFTS ETC	43	275	176	747 TAPS,COCKS,VALVES,ETC.	53	388	246
831 TRUNK,SUIT-CASES,BAG,ETC	237	367	232	748 TRANSMISSIONS SHAFTS ETC	26	142	86
841 MENS,BOYS CLOTHNG,X-KNIT	40 370	82 296	51 534	751 OFFICE MACHINES	9	48	31
842 WOMEN,GIRL CLOTHNG,XKNIT	5 883	17 028	10 747	752 AUTOMATC.DATA PROC.EQUIP	3	97	60
843 MENS,BOYS CLOTHING,KNIT	905	1 649	1 019	764 TELECOMM.EQUIP.PARTS NES	427	6 295	3 907
844 WOMEN,GIRLS CLOTHNG,KNIT	370	668	411	771 ELECT POWER MACHNY,PARTS	376	727	449
845 OTHR.TEXTILE APPAREL,NES	25 102	39 528	24 485	772 ELEC. SWITCH. RELAY.CIRCUT	371	2 930	1 825
846 CLOTHING ACCESSRS,FABRIC	1 646	1 746	1 094	773 ELECTR DISTRIB. EQPT NES	128	214	129
848 CLOTHING,NONTXTL;HEADGEAR	12	126	80	774 ELECTRO-MEDCL,XRAY EQUIP	85	1 847	1 147
894 BABY CARRIAGE,TOYS,GAMES	58	58	38	776 TRANSISTORS,VALVES,ETC.	4	96	57
899 MISC MANUFCTRD GOODS NES	560	543	349	778 ELECTRIC. MACH. APPART. NES	321	1 921	1 240
EXPORTS	1 542 835	177 024	110 346	781 PASS.MOTOR VEHCLS.EX.BUS	148	546	340
001 LIVE ANIMALS	3	73	43	782 GOODS,SPCL TRANSPORT VEH	278	722	468
022 MILK AND CREAM	450	125	77	784 PARTS,TRACTORS,MOTOR VEH	118	518	317
024 CHEESE AND CURD	209	94	59	791 RAILWAY VEHICLES,EQUIPNT	379	903	547
041 WHEAT, MESLIN, UNMILLED	113 498	2 694	1 716	793 SHIP,BOAT,FLOAT.STRUCTRS	662 368	29 234	18 181
061 SUGARS,MOLASSES,HONEY	12 464	1 065	659	800 CPL IND PLANT CHAP 90/94	24	160	107
081 ANIMAL FEED STUFF	1 103	71	45	813 LIGHTNG FIXTURES ETC.NES	25	284	171
098 EDIBLE PROD.PREPRNTS,NES	353	280	169	848 CLOTHNG,NONTXTL;HEADGEAR	1	61	35
112 ALCOHOLIC BEVERAGES	932	148	95	871 OPTICAL INSTRUMENTS,NES	6	343	206
232 SYNTHETIC RUBBER, ETC.	290	103	61	872 MEDICAL INSTRUMENTS NES	110	1 714	1 043
267 OTHER MAN-MADE FIBRES	193	124	75	874 MEASURE,CONTROL INSTRMNT	47	1 836	1 121
278 OTHER CRUDE MINERALS	4 367	98	61	881 PHOTOGRAPH APPAR.ETC.NES	21	327	208
334 PETROLEUM PRODUCTS	623	112	72	882 PHOTO.CINEMATOGRPH.SUPPL	554	391	239
335 RESIDUAL PETROL. PRODUCTS	613	99	61	884 OPTICAL GOODS NES	13	64	41
421 FIXED VEG.FAT,OILS, SOFT	50 006	3 606	2 151	891 ARMS AND AMMUNITION	4	105	63
431 ANIMAL,VEG.FATS,OILS,NES	382	78	48	892 PRINTED MATTER	29	228	133
511 HYDROCARBONS,NES,DERIVTS	210	72	44	893 ARTICLES,NES,OF PLASTICS	430	339	211
512 ALCOHOL,PHENOL,ETC.DERIV	3 979	630	390	895 OFFICE,STATIONERY SUPPLS	532	1 135	704
513 CARBOXYLIC ACIDS,DERIVTS	27 066	3 655	2 252	898 MUSICAL INSTRUMENTS,ETC.	20	71	39
514 NITROGEN-FUNCT.COMPOUNDS	600	509	310	941 COMPL IND PLANT CHAPT 99	125	731	492
515 ORGANO-INORGANIC COMPNDS	211	1 743	1 085	MALDIVES			
516 OTHER ORGANIC CHEMICALS	441	563	351	IMPORTS	10 814	5 403	3 335
522 INORGANIC CHEM.ELEMENTS	20 491	2 423	1 478	037 FISH ETC.PREPD,PRSD,NES	9 831	4 116	2 542
523 METAL.SALTS,INORGAN.ACID	5 980	776	487	843 MENS,BOYS CLOTHING,KNIT	51	120	78
524 OTHER CHEMICAL COMPOUNDS	75	159	94	845 OTHR.TEXTILE APPAREL,NES	360	901	553
531 SYNTH.COLOURS,LAKES,ETC.	1 292	3 268	2 055	874 MEASURE,CONTROL INSTRMNT	93	57	57
532 DYEING,TANNING MATERIALS	14 572	2 932	1 837	EXPORTS	30 576	12 631	7 695
533 PIGMENTS, PAINTS, ETC.	2 059	1 486	927	046 MEAL,FLOUR OF WHEAT,MSLN	21 446	655	397
541 MEDICINES,ETC.EXC.GRP542	3 517	13 299	8 152	061 SUGARS,MOLASSES,HONEY	4 452	204	137
542 MEDICAMENTS	142	875	535	112 ALCOHOLIC BEVERAGES	1 335	172	110
551 ESSNTL.OIL, PERFUME, FLAVR	391	806	499	531 SYNTH.COLOURS,LAKES,ETC.	114	71	45
554 SOAP,CLEANERS,POLISH,ETC	3 881	1 009	628	553 PERFUMERY,COSMETICS,ETC.	175	243	156
562 FERTILIZER,EXCEPT GRP272	439 269	10 915	7 335	699 MANUFACTS.BASE METAL,NES	10	60	38
571 POLYMERS OF ETHYLENE	4 403	796	484	723 CIVIL ENGINEERING EQUIPT	57	69	41
572 POLYMERS OF STYRENE	1 411	352	209	742 PUMPS FOR LIQUIDS,PARTS	1	54	35
574 POLYACETAL,POLYCARBONATE	166	85	54	743 PUMPS NES,CENTRIFUGS ETC	25	126	80
575 OTH.PLASTIC,PRIMARY FORM	11 876	2 614	1 611	772 ELEC. SWITCH. RELAY.CIRCUT	77	77	48
582 PLASTIC PLATE,SHEETS,ETC	5 336	2 531	1 546	778 ELECTRIC. MACH. APPART. NES	58	311	193
591 INSECTICIDES, ETC.	1 395	1 119	712	782 GOODS,SPCL TRANSPORT VEH	520	765	513
592 STARCHES, INULIN, ETC.	5 966	441	270	784 PARTS,TRACTORS,MOTOR VEH	57	270	164
597 PREPRD ADDITIVES,LIQUIDS	4 830	1 060	658	792 AIRCRAFT,ASSOCTD.EQUIPNT	34	7 598	4 516
598 MISC.CHEMICAL PRODTS,NES	20 917	3 366	2 079	874 MEASURE,CONTROL INSTRMNT	2	230	142
600 CPL IND PLANT CHAP 69-76	276	332	223	885 WATCHES AND CLOCKS		131	78
621 MATERIALS OF RUBBER	148	105	61	892 PRINTED MATTER	32	179	111
641 PAPER AND PAPERBOARD	4 930	485	299	893 ARTICLES,NES,OF PLASTICS	46	66	42
642 PAPER,PAPERBOARD,CUT ETC	213	64	39	894 BABY CARRIAGE,TOYS,GAMES	35	218	133
657 SPECIAL YARN,TXTL.FABRIC	98	419	263				
662 CLAY,REFRCT.CONSTR.MATR.	960	266	164				
663 MINERAL MANUFACTURES,NES	885	217	128				

7 IMPORTS AND EXPORTS (SPECIAL TRADE) BY COUNTRIES OF PRODUCTION AND CONSUMPTION AND BY GROUPS OF THE SITC-REV. III 1990

GROUP DESCRIPTION	DT = 100 KG	1 000 DM	1 000 \$	GROUP DESCRIPTION	DT = 100 KG	1 000 DM	1 000 \$
SRI LANKA				542 MEDICAMENTS			
IMPORTS				551 ESSENTL. OIL, PERFUME, FLAVR	749	2 974	1 809
001 LIVE ANIMALS	21	97	60	553 PERFUMERY, COSMETICS, ETC.	216	542	343
034 FISH, FRESH, CHILLED, FROZEN	42	420	259	554 SOAP, CLEANERS, POLISH, ETC.	60	81	49
035 FISH, DRIED, SALTED, SMOKED	52	47	30	562 FERTILIZER, EXCEPT GRP272	1 058	497	302
036 CRUSTACEANS, MOLLUSCS ETC	73	139	83	571 POLYMERS OF ETHYLENE	5 791	2 263	1 339
042 RICE	380	50	30	572 POLYMERS OF STYRENE	2 378	933	574
047 OTHER CEREAL MEAL, FLOURS	378	58	39	573 POLYMERS, VINYL CHLORIDE	2 185	563	349
056 VEGETABLES, PRPD, PRSD, NES	30	69	41	574 POLYACETAL, POLYCARBONATE	5 088	526	329
057 FRUIT, NUTS EXCL. OIL NUTS	87 818	10 875	6 867	575 OTH. PLASTIC, PRIMARY FORM	5 241	1 367	852
059 FRUIT, VEGETABLE JUICES	4 025	683	409	582 PLASTIC PLATE, SHEETS, ETC	5 688	1 208	738
071 COFFEE, COFFEE SUBSTITUTE	1 423	203	11 181	591 INSECTICIDES, ETC.	5 824	1 063	672
074 TEA AND MATE	30 719	17 968	1 124	592 STARCHES, INULIN, ETC.	3 616	2 212	85
075 SPICES	2 538	1 787	1 791	593 EXPLOSIVES, PYROTECHNICS	189	137	100
121 TOBACCO, UNMANUFACTURED	2 146	1 253	9 020	597 PREPDR ADDITIVES, LIQUIDS	407	409	257
231 NATURAL RUBBER, ETC.	87 731	14 566	109	598 MISC. CHEMICAL PRODS. NES	3 357	1 270	783
232 SYNTHETIC RUBBER, ETC.	1 081	174	88	600 CPL IND PLANT CHAP 69-76	574	152	91
245 FUEL WOOD, WOOD CHARCOAL	2 918	132	88	611 LEATHER	42	676	447
248 WOOD, SIMPLY WORKED	2 468	1 609	993	613 FURSKINS, TANNED, DRESSED	10	190	113
265 VEGETABLE TEXTILE FIBRES	130 883	5 379	5 768	621 MATERIALS OF RUBBER	17	54	33
278 OTHER CRUDE MINERALS	3 089	858	5 621	629 ARTICLES OF RUBBER, NES	26	128	78
287 ORE, CONCENTR. BASE METALS	114 226	2 011	1 253	634 VENEERS, PLYWOOD, ETC.	1 299	388	241
288 NON-FERROUS WASTE, SCRAP	180	72	521	641 PAPER AND PAPERBOARD	3 444	1 067	658
292 CRUDE VEG. MATERIALS, NES	8 098	2 231	1 380	642 PAPER, PAPERBOARD, CUT ETC	803	715	440
551 ESSENTL. OIL, PERFUME, FLAVR	66	301	1 380	651 TEXTILE YARN	7 205	9 220	5 691
613 FURSKINS, TANNED, DRESSED	16	457	269	652 COTTON FABRICS, WOVEN	2 169	5 383	3 358
621 MATERIALS OF RUBBER	141	52	34	653 FABRICS, MAN-MADE FIBRES	4 129	14 549	9 040
625 RUBBER TYRES, TUBES, ETC.	5 762	2 338	1 445	654 OTH. TEXTILE FABRIC, WOVEN	559	1 804	1 079
629 ARTICLES OF RUBBER, NES	7 730	2 623	1 625	655 KNIT, CROCHET, FABRIC NES	644	1 643	997
635 WOOD MANUFACTURES, NES	586	630	395	656 TULLE, LACE, EMBROIDRY, ETC	163	975	598
651 TEXTILE YARN	1 331	298	184	657 SPECIAL YARN, TXTL. FABRIC	1 318	5 217	3 234
657 SPECIAL YARN, TXTL. FABRIC	188	114	72	663 MINERAL MANUFACTURES, NES	550	1 905	1 197
658 TEXTILE ARTICLES NES	676	2 621	1 620	664 GLASS	55	69	40
659 FLOOR COVERINGS, ETC.	3 674	1 027	641	665 GLASSWARE	228	464	282
663 MINERAL MANUFACTURES, NES	6	49	31	667 PEARLS, PRECIOUS STONES	226	56	34
666 POTTERY	741	1 156	741	671 PIG IRON, SPIEGELEISEN, ETC	6 447	539	325
667 PEARLS, PRECIOUS STONES	6	49	674	673 FLAT-ROLLED IRON ETC.	6 537	752	459
694 NAILS, SCREWS, NUTS, ETC.	14 532	6 081	3 739	674 FLAT-ROLLED PLATED IRON	42	49	30
695 TOOLS	2 486	835	536	675 FLAT-ROLLED, ALLOY STEEL	210	75	43
699 MANUFACT. BASE METAL, NES	19	181	113	676 IRON, STL. BAR, SHAPES ETC.	120	74	44
723 CIVIL ENGINEERING EQUIPT	393	110	65	678 WIRE OF IRON OR STEEL	478	230	138
744 MECHANICAL HANDLING EQUIP	304	173	106	681 SILVER, PLATINUM, ETC.	8	220	135
752 AUTOMATC. DATA PROC. EQUIP	28	465	304	682 COPPER	468	375	235
759 PARTS, FOR OFFICE MACHINS	5	321	199	684 ALUMINIUM	293	255	157
764 TELECOMM. EQUIP. PARTS NES	61	444	268	691 METALLIC STRUCTURES NES	131	322	203
771 ELECT. POWER MACHNY, PARTS	36	105	63	692 CONTAINERS, STORAGE, TRNSP	62	66	41
778 ELECTRIC. MACH. APPART. NES	154	2 614	1 685	693 WIRE PRODUCTS EXCL. ELECT	14	107	62
781 PASS. MOTOR VEHCLS. EX. BUS	59	131	78	694 NAILS, SCREWS, NUTS, ETC.	20	82	51
785 CYCLES, MOTORCYCLES ETC.	156	64	40	695 TOOLS	1 070	1 536	941
813 LIGHTING FIXTURES ETC. NES	407	720	452	696 CUTLERY	89	200	117
821 FURNITURE, CUSHIONS, ETC.	341	195	121	697 HOUSEHOLD EQUIPMENT, NES	101	142	84
831 TRUNK, SUIT-CASES, BAG, ETC	195	457	286	699 MANUFACT. BASE METAL, NES	863	635	378
841 MENS, BOYS CLOTHING, X-KNIT	15 567	42 424	26 442	700 CPL IND PLANT (84/85/87)	58	544	329
842 WOMEN, GIRL CLOTHING, X-KNIT	11 272	55 636	34 553	711 STEAM GENER. BOILERS, ETC.	168	180	112
843 MENS, BOYS CLOTHING, KNIT	2 254	4 665	2 805	712 STEAM TURBINES	4	144	86
844 WOMEN, GIRLS CLOTHING, KNIT	1 276	4 960	3 067	713 INTRNL COMBUS PSTN ENGIN	195	1 659	1 048
845 OTH. TEXTILE APPAREL, NES	8 447	23 638	14 596	714 ENGINES, MOTORS NON-ELECT	4	95	56
846 CLOTHING ACCESSRS, FABRIC	10 940	29 490	18 441	716 ROTATING ELECTRIC PLANT	975	1 282	790
848 CLOTHING, NONTXTL; HEADGEAR	5 074	10 010	6 248	718 OTH. POWR. GENERTING. MACHNRY	35	219	139
851 FOOTWEAR	109	204	124	721 AGRIC. MACHINES, EX. TRACTR	104	69	45
892 PRINTED MATTER	71	102	68	723 CIVIL ENGINEERING EQUIPT	210	380	228
893 ARTICLES, NES, OF PLASTICS	66	94	58	724 TEXTILE, LEATHER MACHINES	967	4 380	2 718
894 BABY CARRIAGE, TOYS, GAMES	1 686	6 153	3 835	725 PAPER, PULP MILL MACHINES	276	1 028	629
897 GOLD, SILVERWARE, JEWEL NES	15	2 409	1 504	726 PRINTING, BOOKBINDING MACHS	1 009	4 256	2 753
898 MUSICAL INSTRUMENTS, ETC.	51	200	134	727 FOOD-PROCESS. MCH. NON DOM	154	380	231
899 MISC MANUFCTRD GOODS NES	2 384	2 032	1 274	728 OTH. MACH. PTS, SPCL INDUST	521	1 570	954
EXPORTS				731 METAL REMOVAL WORK TOOLS	74	359	227
001 LIVE ANIMALS	18	178	112	735 PARTS, NES, FOR MACH-TOOLS	18	153	93
024 CHEESE AND CURD	164	75	45	737 METALWORKING MACHNRY NES	149	223	141
035 FISH, DRIED, SALTED, SMOKED	4 352	2 341	1 488	741 HEATING, COOLING EQUIP, PART	6	154	699
048 CEREAL PREPARATIONS	1 900	119	73	742 PUMPS FOR LIQUIDS, PARTS	583	1 277	783
054 VEGETABLES	7 019	1 004	589	743 PUMPS NES, CENTRIFUGS ETC	277	411	257
061 SUGARS, MOLASSES, HONEY	4 694	473	305	744 MECHANICAL HANDLING EQUIP	138	5 087	3 184
081 ANIMAL FEED STUFF	2 447	171	110	745 OTH. NONELEC MCH. TOOL, NES	347	225	141
098 EDIBLE PRODD. PREPRTNS, NES	96	105	63	746 BALL OR ROLLER BEARINGS	91	304	183
112 ALCOHOLIC BEVERAGES	1 436	245	149	747 TAPS, COCKS, VALVES, ETC.	73	520	314
232 SYNTHETIC RUBBER, ETC.	438	216	134	748 TRANSMISSIONS SHAFTS ETC	371	836	521
267 OTHER MAN-MADE FIBRES	216	79	47	749 NON-ELECT MACH. PARTS, ETC	72	637	399
273 STONE, SAND AND GRAVEL	10 528	313	194	751 OFFICE MACHINES	79	1 415	877
278 OTHER CRUDE MINERALS	9 967	48	30	752 AUTOMATC. DATA PROC. EQUIP	21	788	492
292 CRUDE VEG. MATERIALS, NES	93	146	91	759 PARTS, FOR OFFICE MACHINS	67	906	584
334 PETROLEUM PRODUCTS	520	170	108	771 ELECT. POWER MACHNY, PARTS	529	666	409
335 RESIDUAL PETROL. PRODUCTS	1 739	248	153	772 ELEC. SWITCH, RELAY, CIRCUIT	229	1 299	799
511 HYDROCARBONS, NES, DERIVTS	308	111	72	773 ELECTR. DISTRIB. EQPT NES	116	135	81
512 ALCOHOL, PHENOL, ETC. DERIV	917	396	250	774 ELECTRO-MEDCL. XRAY EQUIP	96	1 289	762
513 CARBOXYLIC ACIDS, DERIVTS	3 095	735	447	775 DOM. ELEC. NON-ELEC. EQUIPT	44	139	85
514 NITROGEN-FUNCT. COMPOUNDS	974	470	289	776 TRANSISTORS, VALVES, ETC.	21	432	262
515 ORGANO-INDORGANIC COMPNDS	585	874	538	778 ELECTRIC. MACH. APPART. NES	501	1 824	1 154
516 OTHER ORGANIC CHEMICALS	167	237	144	781 PASS. MOTOR VEHCLS. EX. BUS	1 742	5 273	3 293
522 INORGANIC CHEM. ELEMENTS	23 429	2 395	1 493	784 PARTS, TRACTORS, MOTOR VEH	7 287	12 168	7 325
523 METAL SALTS, INORGAN. ACID	8 083	652	407	791 RAILWAY VEHICLES, EQUIPNT	95	994	625
531 SYNTH. COLOURS, LAKES, ETC.	1 136	2 456	1 520	813 LIGHTING FIXTURES ETC. NES	147	893	580
532 DYEING, TANNING MATERIALS	2 012	414	258	821 FURNITURE, CUSHIONS, ETC.	383	510	310
533 PIGMENTS, PAINTS, ETC.	8 230	2 526	1 566	846 CLOTHING ACCESSRS, FABRIC	181	702	443
541 MEDICINES, ETC. EXC. GRP542	323	1 978	1 214	848 CLOTHING, NONTXTL; HEADGEAR	75	685	429
				871 OPTICAL INSTRUMENTS, NES	1	91	59
				872 MEDICAL INSTRUMENTS NES	45	476	295

7 IMPORTS AND EXPORTS (SPECIAL TRADE) BY COUNTRIES OF PRODUCTION AND CONSUMPTION AND BY GROUPS OF THE SITC-REV. III 1990

GROUP DESCRIPTION	DT = 100 KG	1 000 DM	1 000 \$	GROUP DESCRIPTION	DT = 100 KG	1 000 DM	1 000 \$
874 MEASURE, CONTROL INSTRMNT	198	2 156	1 346	872 MEDICAL INSTRUMENTS NES	17	112	71
881 PHOTOGRAPH APPAR. ETC. NES	18	144	90	874 MEASURE, CONTROL INSTRMNT	38	539	328
882 PHOTO. CINEMATOGRAPH. SUPPL	1 546	2 206	1 367	891 ARMS AND AMMUNITION	4	84	54
884 OPTICAL GOODS NES		130	79	892 PRINTED MATTER	34	77	47
895 WATCHES AND CLOCKS	14	179	110	895 OFFICE, STATIONERY SUPPLS	86	506	320
891 ARMS AND AMMUNITION	5	82	50				
892 PRINTED MATTER	383	493	311	BHUTAN			
893 ARTICLES, NES, OF PLASTICS	664	459	274	IMPORTS		29	20
894 BABY CARRIAGE, TOYS, GAMES	46	147	92	EXPORTS	376	1 207	752
895 OFFICE, STATIONERY SUPPLS	122	366	229				
898 MUSICAL INSTRUMENTS, ETC.	14	119	72	726 PRINTNG, BOOKBINDNG MACHS	26	165	111
899 MISC MANUFCTRD GOODS NES	317	2 278	1 416	728 OTH. MACH, PTS, SPCL INDUST	50	143	86
941 COMPL IND PLANT CHAPT 99	193	186	111	743 PUMPS NES, CENTRIFUGS ETC	7	53	32
				747 TAPS, COCKS, VALVES, ETC.	32	94	56
NEPAL				781 PASS. MOTOR VEHCLS. EX. BUS	79	308	187
IMPORTS	44 609	142 716	88 626	874 MEASURE, CONTROL INSTRMNT	13	89	53
074 TEA AND MATE	85	144	83	MYANMAR			
223 OILSEED (OTH. FIX. VEG. OIL)	517	76	51	IMPORTS	108 407	16 822	10 366
611 LEATHER	94	737	455				
658 TEXTILE ARTICLES NES	281	387	234	036 CRUSTACEANS, MOLLUSCS ETC	2 247	4 797	3 011
659 FLOOR COVERINGS, ETC.	42 600	137 877	85 628	081 ANIMAL FEED STUFF	29 899	548	323
697 HOUSEHOLD EQUIPMENT, NES	45	158	97	247 WOOD ROUGH, ROUGH SQUARED	37 004	7 246	4 448
699 MANUFACTS. BASE METAL, NES	17	94	58	248 WOOD, SIMPLY WORKED	4 296	1 179	733
749 NON-ELECT MACH. PARTS, ETC	2	105	69	287 ORE, CONCENTR. BASE METALS	33 604	1 716	1 033
764 TELECOMM. EQUIP. PARTS NES		69	43	634 VENEERS, PLYWOOD, ETC.	289	118	70
841 MENS, BOYS CLOTHNG, X-KNIT	26	62	36	667 PEARLS, PRECIOUS STONES			
842 WOMEN, GIRL CLOTHNG, X-KNIT	132	480	296	687 TIN	249	268	160
845 OTHR. TEXTILE APPAREL, NES	402	594	371	791 METAL REMOVAL WORK TOOLS	130	155	102
846 CLOTHING ACCESSRS, FABRIC	43	109	70	841 MENS, BOYS CLOTHNG, X-KNIT	156	187	125
886 WORKS OF ART, ANTIQUE ETC	7	535	335				
897 GOLD, SILVERWARE, JEWEL NES	10	373	231	EXPORTS	79 518	64 955	40 531
EXPORTS	30 086	27 077	16 839	274 SULPHUR, UNRSTD. IRON PYRS	1 500	92	55
				278 OTHER CRUDE MINERALS	691	78	47
022 MILK AND CREAM	1 000	363	217	334 PETROLEUM PRODUCTS	927	315	193
061 SUGARS, MOLASSES, HONEY	3 874	253	153	511 HYDROCARBONS, NES, DERIVTS	184	53	34
263 COTTON	120	62	39	513 CARBOXYLIC ACIDS, DERIVTS	84	60	40
395 RESIDUAL PETROL. PRODUCTS	554	77	50	514 NITROGEN-FUNCT. COMPOUNDS	118	334	202
511 HYDROCARBONS, NES, DERIVTS	160	61	36	515 ORGANIC-INORGANIC COMPNDS	328	150	93
512 ALCOHOL, PHENOL, ETC. DERIV	122	105	65	516 OTHER ORGANIC CHEMICALS	1 085	783	474
513 CARBOXYLIC ACIDS, DERIVTS	1 267	221	140	522 INORGANIC CHEM. ELEMENTS	3 566	466	280
516 OTHER ORGANIC CHEMICALS	1 104	86	54	523 METAL. SALTS, INORGAN. ACID	4 050	481	291
522 INORGANIC CHEM. ELEMENTS	6 036	365	220	531 SYNTH. COLOURS, LAKES, ETC.	405	1 580	1 045
523 METAL. SALTS, INORGAN. ACID	490	63	34	532 DYEING, TANNING MATERIALS	823	147	88
531 SYNTH. COLOURS, LAKES, ETC.	373	2 154	1 342	533 PIGMENTS, PAINTS, ETC.	2 115	4 362	2 698
532 DYEING, TANNING MATERIALS	295	66	39	541 MEDICINES, ETC. EXC. GRP542	34	200	130
533 PIGMENTS, PAINTS, ETC.	163	64	39	542 MEDICAMENTS	143	814	510
541 MEDICINES, ETC. EXC. GRP542	25	200	123	551 ESSNTL. OIL, PERFUME, FLAVR	71	348	207
551 ESSNTL. OIL, PERFUME, FLAVR	68	210	135	554 SOAP, CLEANERS, POLISH, ETC	379	162	100
553 PERFUMERY, COSMETICS, ETC.	541	348	212	572 POLYMERS OF STYRENE	71	58	34
554 SOAP, CLEANERS, POLISH, ETC	346	116	71	574 POLYACETAL, POLYCARBONATE	45	85	53
571 POLYMERS OF ETHYLENE	3 040	670	400	575 OTH. PLASTIC, PRIMARY FORM	13 578	2 722	1 691
575 OTH. PLASTIC, PRIMARY FORM	252	78	48	581 PLASTIC TUBE, PIPE, HOSE	695	203	135
591 INSECTICIDES, ETC.	73	57	36	582 PLASTIC PLATE, SHEETS, ETC	71	254	148
598 MISC. CHEMICAL PRODS. NES	321	97	58	591 INSECTICIDES, ETC.	111	239	145
635 WOOD MANUFACTURES, NES	393	51	31	592 STARCHES, INULIN, ETC.	1 766	787	509
641 PAPER AND PAPERBOARD	377	59	38	597 PREPRD ADDITIVES, LIQUIDS	423	118	75
654 OTH. TEXTILE FABRIC, WOVEN	4	46	31	598 MISC. CHEMICAL PRODS. NES	2 566	954	586
661 LIME, CEMENT, CONSTR. MATRL	878	62	41	629 ARTICLES OF RUBBER, NES	9	141	83
664 GLASS	49	68	46	641 PAPER AND PAPERBOARD	3 675	1 601	1 041
671 PIG IRON, SPIEGELEISN, ETC	1 000	59	37	642 PAPER, PAPERBOARD, CUT ETC	223	91	55
676 IRON, STL. BAR, SHAPES ETC.	598	44	30	651 TEXTILE YARN	55	552	354
684 ALUMINIUM	41	72	45	652 COTTON FABRICS, WOVEN	7	81	49
691 METALLIC STRUCTURES NES	219	595	394	653 FABRICS, MAN-MADE FIBRES	6	56	33
692 CONTAINERS, STORAGE, TRNSP	282	766	468	656 TULLE, LACE, EMBROIDRY, ETC	39	115	68
695 TOOLS	58	121	75	657 SPECIAL YARN, TXTL. FABRIC	335	642	413
699 MANUFACTS. BASE METAL, NES	859	426	262	658 TEXTILE ARTICLES NES	11	96	64
700 CPL IND PLANT (84/85/87)	249	5 380	3 359	662 CLAY, REFRCT. CONSTR. MATRL	3 368	464	295
711 STEAM GENER. BOILERS, ETC.	45	134	82	663 MINERAL MANUFACTURES, NES	253	615	373
716 ROTATING ELECTRIC PLANT	42	94	58	665 GLASSWARE	203	296	175
718 OTH. POWR. GENRTNG. MACHNRY	1	107	72	671 PIG IRON, SPIEGELEISN, ETC	1 200	211	126
721 AGRIC. MACHINES, EX. TRACTR	119	191	128	672 INGOTS ETC. IRON OR STEEL	822	136	80
723 CIVIL ENGINEERING EQUIPT	1 227	1 389	851	673 FLAT-ROLLED IRON ETC.	1 863	436	269
724 TEXTILE, LEATHER MACHINES	7	69	43	674 FLAT-ROLLED PLATED IRON	2 310	1 448	890
726 PRINTNG, BOOKBINDNG MACHS	98	515	337	676 IRON, STL. BAR, SHAPES ETC.	12 616	2 839	1 738
727 FOOD-PROCESS. MCH. NON DOM	316	1 243	759	678 WIRE OF IRON OR STEEL	227	72	45
728 OTH. MACH, PTS, SPCL INDUST	69	553	349	679 TUBES, PIPES, ETC. IRON, STL	2 302	922	560
733 MACH-TOOLS, METAL-WORKING	34	86	51	682 COPPER	2 429	1 515	919
735 PARTS, NES, FOR MACH-TOOLS	4	54	33	684 ALUMINIUM	207	520	310
741 HEATNG, COOLNG EQUIP, PART			75	686 ZINC	342	166	106
742 PUMPS FOR LIQUIDS, PARTS	65	121	75	687 TIN	17	99	59
743 PUMPS NES, CENTRIFUGS ETC	23	134	84	691 METALLIC STRUCTURES NES	30	121	71
744 MECHANICAL HANDLNG EQUIP	136	232	136	692 CONTAINERS, STORAGE, TRNSP	538	216	129
745 OTH. NONELEC MCH. TOOL, NES	337	2 788	1 748	693 WIRE PRODUCTS EXCL. ELECT	83	68	43
747 TAPS, COCKS, VALVES, ETC.	26	101	67	694 NAILS, SCREWS, NUTS, ETC.	15	54	33
748 TRANSMISSIONS SHAFTS ETC	37	147	87	695 TOOLS	150	716	436
752 AUTOMATC. DATA PROC. EQUIP	2	57	34	699 MANUFACTS. BASE METAL, NES	1 769	1 570	1 025
763 SOUND RECORDER, PHONOGRPH		45	30	713 INTRNL COMBUS PSTN ENGIN	70	393	237
764 TELECOMM. EQUIP. PARTS NES	1	82	53	716 ROTATING ELECTRIC PLANT	25	135	83
772 ELEC. SWITCH, RELAY, CIRCUIT	119	1 095	700	723 CIVIL ENGINEERING EQUIPT	32	254	150
773 ELECTR. DISTRTB. EQPT NES	658	418	265	724 TEXTILE, LEATHER MACHINES	113	856	553
774 ELECTRO-MEDCL. XRAY EQUIP	6	74	46	725 PAPER, PULP MILL MACHINES	145	613	384
775 DOM. ELEC. NON-ELEC. EQUIPT	27	66	41	726 PRINTNG, BOOKBINDNG MACHS	39	679	418
778 ELECTRIC MACH. APPART. NES	14	96	62	727 FOOD-PROCESS. MCH. NON DOM	2	44	30
781 PASS. MOTOR VEHCLS. EX. BUS	133	367	224	728 OTH. MACH, PTS, SPCL INDUST	1 010	4 353	2 777
784 PARTS, TRACTORS, MOTOR VEH	48	222	137				
793 SHIP, BOAT, FLOAT, STRUCTRS	23	121	75				

7 IMPORTS AND EXPORTS (SPECIAL TRADE) BY COUNTRIES OF PRODUCTION AND CONSUMPTION AND BY GROUPS OF THE SITC-REV. III 1990

GROUP DESCRIPTION	DT - 100 KG	1 000 DM	1 000 \$	GROUP DESCRIPTION	DT - 100 KG	1 000 DM	1 000 \$
731 METAL REMOVAL WORK TOOLS	256	3 005	1 977	654 OTH. TEXTILE FABRIC, WOVEN	1 009	1 122	701
733 MACH-TOOLS, METAL-WORKING	301	1 096	715	656 TULLE, LACE, EMBROIDRY, ETC	754	954	585
735 PARTS, NES, FOR MACH-TOOLS	136	2 262	1 408	657 SPECIAL YARN, TXTL. FABRIC	714	501	310
737 METALWORKING MACHNRY NES	50	320	1 198	658 TEXTILE ARTICLES NES	11 648	11 454	7 117
741 HEATING, COOLING EQUIP, PART	.	.	659	659 FLOOR COVERINGS, ETC.	142	290	179
742 PUMPS FOR LIQUIDS, PARTS	276	468	290	661 LIME, CEMENT, CONSTR. MATRL	1 045	156	96
743 PUMPS NES, CENTRIFUGS ETC	99	1 388	843	662 CLAY, REFRCT. CONSTR. MATRL	77 883	8 991	5 518
744 MECHANICAL HANDLING EQUIP	43	113	69	663 MINERAL MANUFACTURES, NES	7 054	919	568
745 OTH. NONELEC MCH, TOOL, NES	542	1 071	635	664 GLASS	418	283	181
746 BALL OR ROLLER BEARINGS	15	60	42	665 GLASSWARE	3 235	2 806	1 780
747 TAPS, COCKS, VALVES, ETC.	74	347	217	666 POTTERY	27 355	7 234	4 501
748 TRANSMISSIONS SHAFTS ETC	12	92	59	667 PEARLS, PRECIOUS STONES	.	.	.
749 NON-ELECT MACH. PARTS, ETC	26	156	101	679 TUBES, PIPES, ETC. IRON, STL	1 311	567	369
752 AUTOMATC. DATA PROC. EQUIP	21	475	279	684 ALUMINIUM	444	235	146
759 PARTS, FOR OFFICE MACHINS	7	367	224	687 TIN	17 767	20 316	12 465
772 ELEC. SWITCH, RELAY, CIRCUIT	248	1 469	869	692 CONTAINERS, STORAGE, TRNSP	82	78	48
773 ELECTR. DISTRIB. EQPT NES	253	232	143	693 WIRE PRODUCTS EXCL. ELECT	2 590	600	375
774 ELECTRO-MEDCL. XRAY EQUIP	144	3 819	2 498	694 NAILS, SCREWS, NUTS, ETC.	8 907	4 840	3 041
778 ELECTRIC MACH. APPART. NES	2 095	869	535	695 TOOLS	254	202	123
781 PASS. MOTOR VEHCLS. EX. BUS	80	242	152	696 CUTLERY	120	209	131
782 GOODS, SPCL. TRANSPORT VEH	100	151	125	697 HOUSEHOLD EQUIPMENT, NES	3 851	5 120	3 202
784 PARTS, TRACTORS, MOTOR VEH	41	159	126	699 MANUFACTS. BASE METAL, NES	4 504	5 257	3 268
791 RAILWAY VEHICLES, EQUIPNT	64	769	477	713 INTRNL. COMBUS. PSTN. ENGIN	84	63	39
792 AIRCRAFT, ASSOCTD. EQUIPNT	.	49	31	714 ENGINES, MOTORS NON-ELECT	3 566	2 338	1 780
821 FURNITURE, CUSHIONS, ETC.	104	116	70	716 ROTATING ELECTRIC PLANT	1 990	8 519	5 216
872 MEDICAL INSTRUMENTS NES	61	2 259	1 372	726 PRINTING, BOOKBINDING MACHS	45	70	43
874 MEASURE, CONTRL. INSTRMNT	41	651	399	728 OTH. MACH. PTS. SPCL. INDUST	28	115	69
882 PHOTO. CINEMATOGRPH. SUPPL	78	152	93	731 METAL REMOVAL WORK TOOLS	1 165	4 134	2 647
892 PRINTED MATTER	72	145	90	741 HEATING, COOLING EQUIP, PART	359	692	427
893 ARTICLES, NES, OF PLASTICS	259	664	398	743 PUMPS NES, CENTRIFUGS ETC	1 650	4 493	2 785
895 OFFICE, STATIONERY SUPPLS	48	60	32	745 OTH. NONELEC MCH, TOOL, NES	24	64	38
899 MISC. MANUFACTRD GOODS NES	8	325	209	746 BALL OR ROLLER BEARINGS	954	12 846	8 339
				748 TRANSMISSIONS SHAFTS ETC	395	219	138
				749 NON-ELECT MACH. PARTS, ETC	96	200	130
				751 OFFICE MACHINES	262	1 686	1 103
				752 AUTOMATC. DATA PROC. EQUIP	5 111	81 494	50 656
				759 PARTS, FOR OFFICE MACHINS	1 329	9 282	5 946
				761 TELEVISION RECEIVERS ETC	31 723	62 764	40 365
				762 RADIO-BROADCAST RECEIVER	12 057	28 133	17 713
				763 SOUND RECORDER, PHONOGRPH	2 061	9 421	6 055
				764 TELECOMM. EQUIP. PARTS NES	10 780	21 023	13 073
				771 ELECT. POWER MACHNRY, PARTS	847	3 758	2 323
				772 ELEC. SWITCH, RELAY, CIRCUIT	507	12 027	7 580
				773 ELECTR. DISTRIB. EQPT NES	1 740	4 603	2 874
				775 DOM. ELEC. NON-ELEC. EQUIPT	38 004	45 708	28 275
				776 TRANSISTORS, VALVES, ETC.	927	55 377	34 212
				778 ELECTRIC MACH. APPART. NES	7 002	5 492	3 420
				781 PASS. MOTOR VEHCLS. EX. BUS	150	125	81
				784 PARTS, TRACTORS, MOTOR VEH	394	1 166	738
				785 CYCLES, MOTORCYCLES ETC.	2 535	2 060	1 340
				786 TRAILERS, SEMI-TRAILR, ETC	322	282	187
				792 AIRCRAFT, ASSOCTD. EQUIPNT	53	1 718	1 093
				813 LIGHTING FIXTURES ETC. NES	2 385	4 025	2 543
				821 FURNITURE, CUSHIONS, ETC.	25 569	18 212	11 282
				831 TRUNK, SUIT-CASES, BAG, ETC	14 454	61 027	38 087
				841 MENS, BOYS CLOTHING, X-KNIT	33 625	98 245	60 936
				842 WOMEN, GIRL CLOTHING, X-KNIT	29 074	113 673	70 080
				843 MENS, BOYS CLOTHING, KNIT	7 781	24 932	15 192
				844 WOMEN, GIRLS CLOTHING, KNIT	8 910	29 353	18 180
				845 OTH. TEXTILE APPAREL, NES	39 356	128 557	79 498
				846 CLOTHING ACCESSRS, FABRIC	4 290	11 237	6 551
				848 CLOTHING, NONTXTL, HEADGEAR	35 392	32 731	20 347
				851 FOOTWEAR	54 053	104 297	63 895
				872 MEDICAL INSTRUMENTS NES	91	409	262
				873 METERS, COUNTERS, NES	.	100	60
				874 MEASURE, CONTROL INSTRMNT	58	1 602	977
				881 PHOTOGRAPH APPAR. ETC. NES	1 064	9 478	5 877
				882 PHOTO. CINEMATOGRPH. SUPPL	25	186	114
				884 OPTICAL GOODS NES	1 586	14 320	8 902
				885 WATCHES AND CLOCKS	650	18 496	11 531
				892 PRINTED MATTER	775	936	578
				893 ARTICLES, NES, OF PLASTICS	44 973	18 594	11 493
				894 BABY CARRIAGE, TOYS, GAMES	41 582	59 242	37 746
				895 OFFICE, STATIONERY SUPPLS	2 190	2 722	1 687
				896 WORKS OF ART, ANTIQUE ETC	130	878	548
				897 GOLD, SILVERWARE, JEWEL NES	565	107 897	67 383
				898 MUSICAL INSTRUMENTS, ETC.	3 852	5 929	3 754
				899 MISC. MANUFACTRD GOODS NES	11 085	18 170	11 364
				EXPORTS	3 409 026	2 240 171	1 388 894
				001 LIVE ANIMALS	46	262	163
				016 MEAT, ED. OFFL, DRY, SMK	34	76	50
				022 MILK AND CREAM	1 140	278	167
				048 CEREAL PREPARATIONS	159 764	12 266	7 528
				054 VEGETABLES	5 954	22 803	14 219
				061 SUGARS, MOLASSES, HONEY	5 555	726	455
				073 CHOCOLATE, OTH. COCOA PREP	878	583	382
				081 ANIMAL FEED STUFF	6 596	2 268	1 397
				098 EDIBLE PROD. PREPRTNS, NES	851	931	599
				112 ALCOHOLIC BEVERAGES	1 186	368	226
				211 HIDES, SKINS (EX. FURS), RAW	4 598	1 928	1 206
				232 SYNTHETIC RUBBER, ETC.	8 741	2 838	1 743
				251 PULP AND WASTE PAPER	13 602	1 427	889
				263 COTTON	830	222	142
				273 STONE, SAND AND GRAVEL	18 815	582	362
				274 SULPHUR, UNRSTD. IRON PYRS	4 394	1 001	624
				277 NATURAL ABRASIVES, NES	19	46	30
				278 OTHER CRUDE MINERALS	5 378	723	432

7 IMPORTS AND EXPORTS (SPECIAL TRADE) BY COUNTRIES OF PRODUCTION AND CONSUMPTION AND BY GROUPS OF THE SITC-REV. III 1990

GROUP DESCRIPTION	DT = 100 KG	1 000 DM	1 000 \$	GROUP DESCRIPTION	DT = 100 KG	1 000 DM	1 000 \$
282 FERROUS WASTE AND SCRAP	13 500	532	358	721 AGRIC.MACHINES,EX. TRACTR	1 137	2 557	1 570
285 ALUMINIUM ORE,CONCTR.ETC	640	135	85	722 TRACTORS	4 171	3 517	2 165
288 NON-FERROUS WASTE,SCRAP	960	80	51	723 CIVIL ENGINEERING EQUIPT	16 275	29 788	18 884
291 CRUDE ANIMAL MATERIALS,NES	48	775	497	724 TEXTILE,LEATHER MACHINES	50 725	159,742	100 064
292 CRUDE VEG.MATERIALS, NES	845	697	430	725 PAPER,PULP MILL MACHINES	5 846	21 687	13 616
334 PETROLEUM PRODUCTS	13 073	2 538	1 573	726 PRINTNG,BOOKBINDNG MACHS	10 995	38 560	23 940
335 RESIDUAL PETROL. PRODUCTS	6 966	1 250	765	727 FOOD-PROCESS.MCH.NON DOM	1 962	8 033	5 171
411 ANIMAL OILS AND FATS	120	294	178	728 OTH.MACH,PTS,SPCL INDUST	74 102	162 790	100 874
421 FIXED VEG.FAT,OILS, SOFT	486	121	75	731 METAL REMOVAL WORK TOOLS	9 694	12 777	7 797
422 FIXED VEG.FAT,OILS,OTHER	2 030	324	198	733 MACH-TOOLS,METAL-WORKING	12 523	13 885	8 490
431 ANIMAL,VEG.FATS,OILS,NES	17 367	2 637	1 637	735 PARTS,NES,FOR MACH-TOOLS	792	3 930	2 401
511 HYDROCARBONS,NES,DERIVTS	12 720	3 159	1 970	737 METALWORKING MACHNRY NES	1 778	7 514	4 487
512 ALCOHOL,PHENOL,ETC.DERIV	50 568	7 837	4 863	741 HEATING,COOLNG EQUIP,PART	.	.	.
513 CARBOXYLIC ACIDS,DERIVTS	54 179	8 056	4 994	742 PUMPS,FOR LIQUIDS,PARTS	4 882	17 607	11 006
514 NITROGEN-FUNCT.COMPOUNDS	38 038	16 794	10 442	743 PUMPS NES,CENTRIFUGS ETC	8 851	27 004	16 786
515 ORGANO-INORGANIC COMPNDS	10 122	12 668	7 840	744 MECHANICAL HANDLING EQUIP	26 964	46 009	28 998
516 OTHER ORGANIC CHEMICALS	6 108	5 032	3 087	745 OTH.NONELEC MCH,TOOL,NES	8 456	37 089	23 370
522 INORGANIC CHEM.ELEMENTS	79 552	18 328	11 341	746 BALL OR ROLLER BEARINGS	586	1 378	831
523 METAL.SALTS,INORGAN.ACID	129 282	12 139	7 486	747 TAPS,COCKS,VALVES,ETC.	6 054	16 414	10 136
524 OTHER CHEMICAL COMPOUNDS	5 824	1 450	887	748 TRANSMISSIONS SHAFTS ETC	8 840	15 253	9 658
525 RADIO-ACTIVE MATERIALS	2	169	102	749 NON-ELECT MACH,PARTS,ETC	2 260	7 522	4 555
531 SYNTH.COLOURS,LAKES,ETC.	20 266	50 411	30 993	751 OFFICE MACHINES	686	3 555	2 218
532 DYEING,TANNING MATERIALS	26 557	4 880	2 999	752 AUTOMATC.DATA PROC.EQUIP	555	8 504	5 255
533 PIGMENTS, PAINTS, ETC.	29 310	24 039	14 915	759 PARTS,FOR OFFICE MACHINS	219	8 453	5 249
541 MEDICINES,ETC.EXC.GRPS42	7 078	24 647	15 209	761 TELEVISION RECEIVERS ETC	371	1 255	772
542 MEDICAMENTS	5 216	24 355	15 018	762 RADIO-BROADCAST RECEIVER	215	2 485	1 539
551 ESSENT. OIL,PERFUME,FLAVR	2 149	4 788	2 985	763 SOUND RECORDER,PHONOGRPH	22	985	635
553 PERFUMERY,COSMETICS,ETC.	1 691	2 068	1 284	764 TELECOMM.EQUIP,PARTS NES	1 065	21 723	13 457
554 SOAP,CLEANERS,POLISH,ETC	33 795	10 899	6 716	771 ELECT POWER MACHNY,PARTS	7 745	10 898	6 871
562 FERTILIZER,EXCEPT GRP272	157 498	4 816	2 977	772 ELECT. SWITCH,RELAY,CIRCUIT	7 733	38 078	23 596
571 POLYMERS OF ETHYLENE	19 998	3 923	2 423	773 ELECTR DISTRIB.EQPT NES	11 951	17 267	10 628
572 POLYMERS OF STYRENE	32 663	5 948	3 726	774 ELECTRO-MEDCL,XRAY EQUIP	277	5 104	3 228
573 POLYMERS,VINYL CHLORIDE	16 614	3 172	1 947	775 DOM.ELEC, NON-ELEC. EQUIPT	3 888	7 618	4 752
574 POLYACETAL, POLYCARBONATE	15 621	5 870	3 642	776 TRANSISTORS, VALVES, ETC.	358	51 781	32 250
575 OTH. PLASTIC, PRIMARY FORM	110 012	35 412	21 890	778 ELECTRIC. MACH. APPART. NES	12 499	24 990	15 518
579 PLASTIC WASTE, SCRAP ETC	35	64	38	781 PASS. MOTOR VEHCLS. EX. BUS	20 155	71 447	44 765
581 PLASTIC TUBE,PIPE,HOSE	542	1 674	1 022	782 GOODS, SPCL TRANSPORT VEH	20 331	46 009	27 539
582 PLASTIC PLATE, SHEETS, ETC	14 166	12 090	7 489	784 PARTS, TRACTORS, MOTOR VEH	81 503	163 120	101 421
583 MONOFILAMENT OF PLASTICS	562	590	364	786 TRAILERS, SEMI-TRAILR, ETC	5 461	3 624	2 425
591 INSECTICIDES, ETC.	18 462	16 129	9 322	791 RAILWAY VEHICLES, EQUIPNT	152	534	556
592 STARCHES, INULIN, ETC.	66 770	10 898	6 721	792 AIRCRAFT, ASSOC'D. EQUIPNT	90	8 246	5 106</

7 IMPORTS AND EXPORTS (SPECIAL TRADE) BY COUNTRIES OF PRODUCTION AND CONSUMPTION AND BY GROUPS OF THE SITC-REV. III 1990

GROUP DESCRIPTION	DT = 100 KG	1 000 DM	1 000 \$	GROUP DESCRIPTION	DT = 100 KG	1 000 DM	1 000 \$
054 VEGETABLES	969	67	44	841 MENS,BOYS CLOTHNG,X-KNIT	218	706	470
057 FRUIT,NUTS EXCL.OIL NUTS	801	607	378	842 WOMEN,GIRL CLOTHNG,XKNIT	54	115	77
071 COFFEE,COFFEE SUBSTITUTE	12 853	2 631	1 627	896 WORKS OF ART,ANTIQUE ETC	7	140	86
074 TEA AND MATE	4 306	1 206	749				
075 SPICES	493	160	98	EXPORTS	5 084	3 451	2 188
098 EDIBLE PROD.PREPRNTS,NES	225	111	70				
222 OILSEED(SFT.FIX VEG.OIL)	6 092	875	587	112 ALCOHOLIC BEVERAGES	3 826	571	368
248 WOOD, SIMPLY WORKED	14 378	778	504	581 PLASTIC TUBE,PIPE,HOSE	577	211	126
287 ORE,CONCENTR.BASE METALS	1 595	743	476	658 TEXTILE ARTICLES NES	100	50	33
291 CRUDE ANIMAL MATERLS,NES	3 866	1 780	1 081	723 CIVIL ENGINEERING EQUIPT	16	93	55
321 COAL,NOT AGGLOMERATED	5 994	69	45	726 PRINTNG,BOOKBINDNG MACHS	433	1 709	1 097
635 WOOD MANUFACTURES, NES	238	216	136	728 OTH.MACH,PTS,SPCL INDUST	13	112	66
658 TEXTILE ARTICLES NES	124	639	405	741 HEATNG,COOLNG EQUIP,PART	.	.	.
659 FLOOR COVERINGS, ETC.	690	2 762	1 744	872 MEDICAL INSTRUMENTS NES	12	421	273
666 POTTERY	1 955	514	322				
773 ELECTR DISTRIBT.EQPT NES	58	74	50	INDONESIA			
821 FURNITURE,CUSHIONS,ETC.	47	76	48				
831 TRUNK,SUIT-CASES,BAG,ETC	1 256	1 869	1 225	IMPORTS	10 873 025	1 471 916	917 174
841 MENS,BOYS CLOTHNG,X-KNIT	6 754	15 178	9 465				
842 WOMEN,GIRL CLOTHNG,XKNIT	6 793	24 893	15 814	001 LIVE ANIMALS	231	1 985	1 221
843 MENS,BOYS CLOTHNG,KNIT	38	53	35	012 OTHER MEAT, MEAT OFFAL	356	156	96
848 CLOTHNG,NONTXTL;HEADGEAR	98	97	59	025 EGGS,BIRDS,YOLKS,ALBUMIN	36	77	46
851 FOOTWEAR	1 485	1 062	632	034 FISH,FRESH,CHILLED,FROZN	158	1 254	786
896 WORKS OF ART,ANTIQUE ETC	1 96	517	317	035 FISH,DRIED,SALTED,SMOKED	39	71	45
899 MISC MANUFCTRD GOODS NES	1 475	607	376	036 CRUSTACEANS,MOLLUSCS ETC	3 627	6 534	4 039
				037 FISH ETC.PREPD,PRSD,NES	27 883	10 040	6 308
EXPORTS	41 708	37 825	23 493	048 CEREAL PREPARATIONS	187	85	54
022 MILK AND CREAM	3 150	911	580	054 VEGETABLES	144 210	4 448	2 654
023 BUTTER,OTHER FAT OF MILK	1 008	215	141	057 FRUIT,NUTS EXCL.OIL NUTS	4 469	804	507
048 CEREAL PREPARATIONS	3 600	232	138	058 FRUIT,PRESERVED,PREPARED	142 581	13 054	8 013
054 VEGETABLES	200	132	78	059 FRUIT, VEGETABLE JUICES	1 674	392	254
098 EDIBLE PROD.PREPRNTS,NES	82	90	55	061 SUGARS,MOLASSES,HONEY	19 041	306	196
112 ALCOHOLIC BEVERAGES	1 131	161	104	071 COFFEE,COFFEE SUBSTITUTE	595 851	96 733	60 328
334 PETROLEUM PRODUCTS	330	140	86	072 COCOA	203 098	47 905	29 816
512 ALCOHOL,PHENOL,ETC.DERIV	271	248	148	074 TEA AND MATE	14 668	4 283	4 866
515 ORGANO-INOORGANIC COMPNDS	1 418	1 370	818	075 SPICES	111 679	44 283	27 536
516 OTHER ORGANIC CHEMICALS	17	76	47	081 ANIMAL FEED STUFF	3 426 155	70 583	43 538
522 INORGANIC CHEM.ELEMENTS	6 052	530	321	098 EDIBLE PROD.PREPRNTS,NES	345	129	80
541 MEDICINES,ETC.EXC.GRPS42	40	265	167	112 ALCOHOLIC BEVERAGES	303	188	116
542 MEDICAMENTS	254	762	491	121 TOBACCO, UNMANUFACTURED	16 185	15 598	9 673
551 ESSNTL.OIL,PERFUME,FLAVR	47	125	74	211 HIDES,SKINS(EX.FURS),RAW	17	88	54
554 SOAP,CLEANERS,POLISH,ETC	224	87	53	231 NATURAL RUBBER, ETC.	342 580	51 254	31 725
575 OTH.PLASTIC,PRIMARY FORM	195	85	55	245 FUEL WOOD, WOOD CHARCOAL	21 050	1 244	748
582 PLASTIC PLATE,SHEETS,ETC	78	98	63	247 WOOD ROUGH,ROUGH SQUARED	2 512	409	244
592 STARCHES,INULIN,ETC.	8	61	36	248 WOOD, SIMPLY WORKED	226 306	37 718	23 163
598 MISC.CHEMICAL PRODTS,NES	274	255	160	251 PULP AND WASTE PAPER	7 201	831	526
651 TEXTILE YARN	563	1 477	924	278 OTHER CRUDE MINERALS	2 697	82	48
662 CLAY,REFRCT.CONSTR.MATRL	4 224	681	449	283 COPPER ORES,CONCENTRATES	436 241	65 940	41 445
665 GLASSWARE	44	183	110	288 NON-FERROUS WASTE,SCRAP	753	332	200
679 TUBES,PIPES,ETC. IRON, STL	8 455	1 827	1 151	289 PREC.METAL DRES,CONCRTS		66	44
684 ALUMINIUM	31	52	33	291 CRUDE ANIMAL MATERLS,NES	625	958	603
692 CONTAINERS, STORAGE, TRNSP	17	78	47	292 CRUDE VEG.MATERIALS, NES	33 246	5 170	3 202
695 TOOLS	23	91	53	321 COAL,NOT AGGLOMERATED	380 230	3 771	2 406
699 MANUFACTS.BASE METAL,NES	490	165	110	333 PETROLEUM OILS, CRUDE	625 313	29 521	19 380
716 ROTATING ELECTRIC PLANT	49	137	83	334 PETROLEUM PRODUCTS	244 355	10 387	6 962
721 AGRIC.MACHINES,EX.TRACTR	14	63	41	335 RESIDUAL PETROL.PRODUCTS	209 364	3 884	2 481
723 CIVIL ENGINEERING EQUIPT	43	988	648	421 FIXED VEG.FAT,OILS, SOFT	1 636	86	55
724 TEXTILE,LEATHER MACHINES	673	3 168	2 000	422 FIXED VEG.FAT,OILS,OTHER	2 080 681	119 991	74 459
725 PAPER,PULP MILL MACHINES	33	72	48	431 ANIMAL, VEG.FATS,OILS,NES	101 987	5 339	3 350
726 PRINTNG,BOOKBINDNG MACHS	590	2 869	1 845	512 ALCOHOL,PHENOL,ETC.DERIV	13 984	1 374	842
727 FOOD-PROCESS.MCH.NON DOM	114	413	245	513 CARBOXYLIC ACIDS,DERIVTS	7 936	1 516	920
728 OTH.MACH,PTS,SPCL INDUST	529	1 717	1 134	514 NITROGEN-FUNCT.COMPOUNDS	3 997	1 281	824
731 METAL REMOVAL WORK TOOLS	119	371	248	515 ORGANO-INOORGANIC COMPNDS	398	485	298
735 PARTS,NES,FOR MACH-TOOLS	131	684	445	516 OTHER ORGANIC CHEMICALS	286	168	100
741 HEATNG,COOLNG EQUIP,PART	.	.	.	531 SYNTH.COLOURS,LAKES,ETC.	478	1 355	865
742 PUMPS FOR LIQUIDS,PARTS	50	413	254	541 MEDICINES,ETC.EXC.GRPS42	736	6 779	4 102
743 PUMPS NES,CENTRIFUGS ETC	52	299	181	551 ESSNTL.OIL,PERFUME,FLAVR	2 109	3 447	2 156
744 MECHANICAL HANDLING EQUIP	332	959	566	554 SOAP,CLEANERS,POLISH,ETC	540	52	33
745 OTH.NONELEC MCH,TOOL,NES	101	1 726	1 049	582 PLASTIC PLATE,SHEETS,ETC	2 881	785	492
747 TAPS,COCKS,VALVES,ETC.	12	51	33	598 MISC.CHEMICAL PRODTS,NES	5 309	609	367
748 TRANSMISSIONS SHAFTS ETC	8	77	46	611 LEATHER	4 746	23 309	14 433
751 OFFICE MACHINES	10	76	48	625 RUBBER TYRES,TUBES,ETC.	6 844	2 012	1 241
771 ELECT POWER MACHNY,PARTS	94	257	171	629 ARTICLES OF RUBBER, NES	1 297	226	148
772 ELEC.SWITCH.RELAY,CIRCUIT	36	619	380	634 VENEERS, PLYWOOD, ETC.	725 238	95 088	59 258
773 ELECTR DISTRIBT.EQPT NES	174	156	105	635 WOOD MANUFACTURES, NES	187 497	36 196	22 576
774 ELECTRO-MEDCL.XRAY EQUIP	474	3 395	2 047	642 PAPER,PAPERBOARD,CUT ETC	2 240	843	531
778 ELECTRIC.MACH.APPART,NES	2 768	1 167	739	651 TEXTILE YARN	13 119	7 397	4 650
781 PASS.MOTOR VEHCLS.EX.BUS	172	281	181	652 COTTON FABRICS, WOVEN	25 566	23 206	14 383
782 GOODS,SPCL TRANSPORT VEH	325	840	498	653 FABRICS,MAN-MADE FIBRES	48 408	60 275	37 327
784 PARTS,TRACTORS,MOTOR VEH	14	86	53	655 KNIT.CROCHET.FABRIC NES	166	228	145
786 TRAILERS,SEMI-TRAILR,ETC	99	144	85	656 TULLE,LACE,EMBROIDRY,ETC	156	364	220
841 MENS,BOYS CLOTHNG,X-KNIT	5	86	47	658 TEXTILE ARTICLES NES	6 113	9 000	5 742
842 WOMEN,GIRL CLOTHNG,XKNIT	8	74	41	661 LIME,CEMENT,CONSTR.MATRL	508	48	30
848 CLOTHNG,NONTXTL;HEADGEAR	8	157	99	665 GLASSWARE	1 651	318	209
871 OPTICAL INSTRUMENTS,NES	5	163	99	666 POTTERY	2 074	782	488
872 MEDICAL INSTRUMENTS NES	20	397	233	671 PIG IRON,SPIEGELEISN,ETC	103 911	29 849	19 050
874 MEASURE,CONTROL INSTRMNT	31	1 212	743	687 TIN	11 706	12 442	7 963
881 PHOTOGRAPH APPAR.ETC,NES	39	453	276	694 NAILS,SCREWS,NUTS,ETC.	17	187	111
893 ARTICLES,NES,OF PLASTICS	51	130	77	695 TOOLS	351	727	455
895 OFFICE,STATIONERY SUPPLS	27	102	66	696 CUTLERY	3 551	4 001	2 559
899 MISC MANUFCTRD GOODS NES	46	178	115	697 HOUSEHOLD EQUIPMENT,NES	158	142	88
				699 MANUFACTS.BASE METAL,NES	438	625	404
CAMBODIA				711 STEAM GENER. BOILERS,ETC.	31	79	50
IMPORTS	1 449	1 226	800	713 INTRNL COMBUS PSTN ENGIN	59	89	53
231 NATURAL RUBBER, ETC.	600	84	50	714 ENGINES,MOTORS NON-ELECT	268	269	164
288 NON-FERROUS WASTE,SCRAP	380	98	65	716 ROTATING ELECTRIC PLANT	41	61	39
				718 OTH.POWR.GENRTNG.MACHNRY	65	132	81
				724 TEXTILE,LEATHER MACHINES	67	60	35
				725 PAPER,PULP MILL MACHINES	78	91	55

7 IMPORTS AND EXPORTS (SPECIAL TRADE) BY COUNTRIES OF PRODUCTION AND CONSUMPTION AND BY GROUPS OF THE SITC-REV. III 1990

GROUP DESCRIPTION	DT = 100 KG	1 000 DM	1 000 \$	GROUP DESCRIPTION	DT = 100 KG	1 000 DM	1 000 \$
737 METALWORKING MACHNRY NES	14	184	123	575 OTH. PLASTIC, PRIMARY FORM	169 973	47 390	29 212
741 HEATING, COOLING EQUIP, PART	8	126	85	579 PLASTIC WASTE, SCRAP ETC	47 196	1 583	970
743 PUMPS NES, CENTRIFUGS ETC	57	830	526	581 PLASTIC TUBE, PIPE, HOSE	174	388	237
744 MECHANICAL HANDLING EQUIP	7	161	98	582 PLASTIC PLATE, SHEETS, ETC	10 963	9 120	5 602
745 OTH. NONELEC MCH, TOOL, NES	165	187	113	583 MONOFILAMENT OF PLASTICS	555	650	398
748 TRANSMISSIONS SHAFTS ETC	16	74	44	591 INSECTICIDES, ETC.	14 625	10 292	6 344
749 NON-ELECT MACH. PARTS, ETC	7	142	92	592 STARCHES, INULIN, ETC.	40 094	6 831	4 264
751 OFFICE MACHINES	110	344	202	597 PREPRED ADDITIVES, LIQUIDS	17 413	6 639	4 164
752 AUTOMATC. DATA PROC. EQUIP	110	398	261	598 MISC. CHEMICAL PRODS. NES	110 540	40 693	25 189
761 TELEVISION RECEIVERS ETC	818	6 316	4 053	600 CPL IND PLANT CHAP 69-76	4 312	7 215	4 433
762 RADIO-BROADCAST RECEIVER	10 588	23 817	14 914	611 LEATHER	18	56	37
763 SOUND RECORDER, PHONOGRPH	65	112	75	612 MANUFACT. LEATHER ETC. NES	7	59	36
764 TELECOMM. EQUIP. PARTS NES	2 237	3 542	2 151	621 MATERIALS OF RUBBER	1 678	2 762	1 721
771 ELECT POWER MACHNRY, PARTS	1 379	2 722	1 720	625 RUBBER TYRES, TUBES, ETC.	1 323	1 246	799
772 ELEC. SWITCH, RELAY, CIRCUIT	21	127	75	629 ARTICLES OF RUBBER, NES	1 141	3 034	1 891
776 TRANSISTORS, VALVES, ETC.	3	126	77	634 VENEERS, PLYWOOD, ETC.	84	75	51
778 ELECTRIC MACH. APPART. NES	1 542	896	552	635 WOOD MANUFACTURES, NES	1 661	850	524
781 PASS. MOTOR VEHCLS. EX. BUS	96	131	81	641 PAPER AND PAPERBOARD	21 948	10 900	6 701
784 PARTS, TRACTORS, MOTOR VEH	9	47	30	642 PAPER, PAPERBOARD, CUT ETC	5 362	2 060	1 292
785 CYCLES, MOTORCYCLES ETC.	2 465	1 768	1 100	651 TEXTILE YARN	7 901	4 766	2 953
813 LIGHTING FIXTURES ETC. NES	74	130	81	652 COTTON FABRICS, WOVEN	234	513	312
821 FURNITURE, CUSHIONS, ETC.	58 056	28 896	18 028	653 FABRICS, MAN-MADE FIBRES	1 138	4 449	2 834
831 TRUNK, SUIT-CASES, BAG, ETC	3 347	4 535	2 876	654 OTH. TEXTILE FABRIC, WOVEN	140	289	171
841 MENS, BOYS CLOTHING, X-KNIT	25 937	70 970	44 278	655 KNIT, CROCHET, FABRIC NES	203	527	325
842 WOMEN, GIRL CLOTHING, X-KNIT	28 608	101 154	62 754	656 TULLE, LACE, EMBROIDRY, ETC	77	545	335
843 MENS, BOYS CLOTHING, KNIT	5 371	13 768	8 435	657 SPECIAL YARN, TXTL. FABRIC	2 740	6 455	4 008
844 WOMEN, GIRLS CLOTHING, KNIT	9 200	25 957	16 038	658 TEXTILE ARTICLES NES	59	227	144
845 OTHR. TEXTILE APPAREL NES	35 625	94 392	58 686	661 LIME, CEMENT, CONSTR. MATRL	2 256	270	169
846 CLOTHING ACCESSRS, FABRIC	1 855	4 007	2 492	662 CLAY, REFRACT. CONSTR. MATRL	246 123	35 231	21 731
848 CLOTHING, NONTXTL, HEADGEAR	590	1 300	822	663 MINERAL MANUFACTURES, NES	27 910	11 277	6 940
851 FOOTWEAR	33 466	61 158	37 861	664 GLASS	7 499	2 443	1 503
874 MEASURE, CONTROL INSTRUMNT	18	526	319	665 GLASSWARE	3 191	2 712	1 700
881 PHOTOGRAPH APPAR. ETC. NES	327	3 661	2 294	666 POTTERY	375	670	431
882 PHOTO. CINEMATOGRPH. SUPPL	100	1 161	716	667 PEARLS, PRECIOUS STONES	*	*	*
884 OPTICAL GOODS NES	39	253	161	671 PIG IRON, SPIEGELEISN, ETC	11 597	1 690	1 034
885 WATCHES AND CLOCKS	61	223	132	672 INGOTS ETC. IRON OR STEEL	15 013	327	194
891 ARMS AND AMMUNITION	10	416	268	673 FLAT-ROLLED IRON ETC.	29 277	3 019	1 902
892 PRINTED MATTER	263	256	161	674 FLAT-ROLLED ALLOYED IRON	358	54	52
893 ARTICLES, NES, OF PLASTICS	16 667	5 577	3 486	675 FLAT-ROLLED, ALLOY STEEL	5 890	1 694	1 031
894 BABY CARRIAGE, TOYS, GAMES	3 349	3 914	2 463	676 IRON, STL. BAR, SHAPES ETC.	77 505	6 800	4 228
896 WORKS OF ART, ANTIQUE ETC	85	111	69	678 WIRE OF IRON OR STEEL	3 070	877	536
897 GOLD, SILVERWARE, JEWEL NES	131	4 603	2 878	679 TUBES, PIPES, ETC. IRON, STL	169 776	27 714	17 078
898 MUSICAL INSTRUMENTS, ETC.	1 744	3 052	1 857	681 SILVER, PLATINUM, ETC.	23	656	392
899 MISC MANUFCTRD GOODS NES	9 165	7 649	4 747	682 COPPER	7 464	6 738	4 116
EXPORTS	2 731 217	2 417 950	1 509 215	683 NICKEL	419	1 083	669
001 LIVE ANIMALS	29	702	438	684 ALUMINIUM	9 626	8 256	5 104
022 MILK AND CREAM	26 035	7 834	4 637	685 LEAD	611	147	86
048 CEREAL PREPARATIONS	295	71	46	691 METALLIC STRUCTURES NES	7 969	3 932	2 447
054 VEGETABLES	1 523	379	231	692 CONTAINERS, STORAGE, TRNSP	2 070	3 301	2 079
056 VEGETABLES, PRPD, PRSVD, NES	575	362	236	693 WIRE PRODUCTS EXCL. ELECT	7 552	5 172	3 123
058 FRUIT, PRESERVED, PREPARED	138	90	56	694 NAILS, SCREWS, NUTS, ETC.	678	1 204	740
061 SUGARS, MOLASSES, HONEY	45 585	3 379	2 126	695 TOOLS	3 631	13 440	8 351
073 CHOCOLATE, OTH. COCOA PREP	67	48	30	696 CUTLERY	86	404	251
075 SPICES	139	68	30	697 HOUSEHOLD EQUIPMENT, NES	2 547	4 036	2 562
081 ANIMAL FEED STUFF	40 982	5 266	3 211	699 MANUFACTS. BASE METAL, NES	4 080	6 416	3 882
091 MARGARINE AND SHORTENING	228	63	38	700 CPL IND PLANT (84/85/87)	59 630	135 271	84 188
098 EDIBLE PROD. PREPRNS, NES	885	1 073	664	711 STEAM GENER. BOILERS, ETC.	22 821	15 499	5 595
112 ALCOHOLIC BEVERAGES	39	81	51	712 STEAM TURBINES	1 358	7 775	4 837
231 NATURAL RUBBER, ETC.	273	86	54	713 INTRNL COMBUS PSTN ENGIN	5 991	40 790	26 089
232 SYNTHETIC RUBBER, ETC.	22 173	5 574	3 459	714 ENGINES, MOTORS NON-ELECT	72	693	421
251 PULP AND WASTE PAPER	18 608	1 777	1 104	716 ROTATING ELECTRIC PLANT	7 978	27 408	17 408
266 SYNTHETIC FIBRES	505	177	108	718 OTH. POWR. GENRTNG. MACHNRY	182	720	457
273 STONE, SAND AND GRAVEL	25 586	507	314	721 AGRIC. MACHINES, EX. TRACTR	356	629	390
274 SULPHUR, UNRSTD. IRON PYRS	3 558	556	346	722 TRACTORS	88	238	153
278 OTHER CRUDE MINERALS	52 667	2 665	1 644	723 CIVIL ENGINEERING EQUIPT	14 654	18 401	11 397
282 FERROUS WASTE AND SCRAP	17 030	496	307	724 TEXTILE, LEATHER MACHINES	120 894	361 951	223 547
287 ORE, CONCENTR. BASE METALS	1 708	104	64	725 PAPER, PULP MILL MACHINES	8 909	18 822	12 061
292 CRUDE VEG. MATERIALS, NES	2 437	2 348	1 474	726 PRINTNG, BOOKBINONG MACHS	20 385	114 374	71 245
334 PETROLEUM PRODUCTS	7 866	1 745	1 074	727 FOOD-PROCESS. MCH. NON DOM	1 682	4 822	3 031
335 RESIDUAL PETROL. PRODUCTS	16 591	1 946	1 191	728 OTH. MACH. PTS, SPCL INDUST	35 737	121 577	75 715
411 ANIMAL OILS AND FATS	80	51	31	731 METAL REMOVAL WORK TOOLS	4 092	4 753	2 958
421 FIXED VEG. FAT, OILS, SOFT	3 537	593	361	733 MACH-TOOLS, METAL-WORKING	1 598	6 624	4 236
422 FIXED VEG. FAT, OILS, OTHER	1 068	179	106	735 PARTS, NES, FOR MACH-TOOLS	411	1 846	1 142
431 ANIMAL, VEG. FATS, OILS, NES	10 966	1 920	1 195	737 METALWORKING MACHNRY NES	47 460	20 425	12 731
511 HYDROCARBONS, NES, DERIVTS	7 718	2 776	1 722	741 HEATING, COOLING EQUIP, PART	*	*	*
512 ALCOHOL, PHENOL, ETC. DERIV	22 743	5 227	3 274	742 PUMPS FOR LIQUIDS, PARTS	2 026	8 825	5 479
513 CARBOXYLIC ACIDS, DERIVTS	41 244	9 951	6 181	743 PUMPS NES, CENTRIFUGS ETC	5 319	20 247	12 713
514 NITROGEN-FUNCT. COMPOUNDS	21 512	22 121	13 716	744 MECHANICAL HANDLING EQUIP	19 418	27 007	17 240
515 ORGANO-INORGANIC COMPNDS	12 548	25 294	15 618	745 OTH. NONELEC MCH, TOOL, NES	12 782	49 453	30 772
516 OTHER ORGANIC CHEMICALS	15 747	15 205	9 417	746 BALL OR ROLLER BEARINGS	257	804	497
522 INORGANIC CHEM. ELEMENTS	152 565	25 655	15 861	747 TAPS, COCKS, VALVES, ETC.	2 358	7 911	4 880
523 METAL. SALTS, INORGAN. ACID	130 011	14 965	9 197	748 TRANSMISSIONS SHAFTS ETC	3 146	9 385	5 896
524 OTHER CHEMICAL COMPOUNDS	2 119	920	562	749 NON-ELECT MACH. PARTS, ETC	1 885	5 889	3 641
525 RADIO-ACTIVE MATERIALS		99	58	751 OFFICE MACHINES	753	4 822	3 049
531 SYNTH. COLOURS, LAKES, ETC.	21 716	47 430	29 250	752 AUTOMATC. DATA PROC. EQUIP	91	2 350	1 453
532 DYEING, TANNING MATERIALS	19 580	3 507	2 173	759 PARTS, FOR OFFICE MACHINES	483	12 329	7 368
533 PIGMENTS, PAINTS, ETC.	22 085	13 968	8 732	761 TELEVISION RECEIVERS ETC	506	1 774	1 103
541 MEDICINES, ETC. EXC. GRP542	2 079	18 209	11 258	762 RADIO-BROADCAST RECEIVER	92	1 986	1 250
542 MEDICAMENTS	524	4 224	2 637	763 SOUND RECORDER, PHONOGRPH	3	242	159
551 ESSENTL. OIL, PERFUME, FLAVR	8 022	21 806	13 488	764 TELECOMM. EQUIP. PARTS NES	7 057	126 193	79 352
553 PERFUMERY, COSMETICS, ETC.	332	822	500	771 ELECT POWER MACHNRY, PARTS	8 925	14 318	8 880
554 SOAP, CLEANERS, POLISH, ETC	29 428	9 875	6 150	772 ELEC. SWITCH, RELAY, CIRCUIT	7 395	26 169	16 245
562 FERTILIZER, EXCEPT GRP272	14 358	2 103	1 312	773 ELECTR DISTRIB. EQPT NES	2 488	2 651	1 665
571 POLYMERS OF ETHYLENE	48 403	8 202	5 087	774 ELECTRO-MEDCL. XRAY EQUIP	393	5 369	3 382
572 POLYMERS OF STYRENE	49 881	7 773	4 814	775 DOM. ELEC. NON-ELEC. EQUIPT	893	2 233	1 382
573 POLYMERS, VINYL CHLORIDE	10 101	3 376	2 098	776 TRANSISTORS, VALVES, ETC.	687	1 240	781
574 POLYACETAL, POLYCARBONATE	12 130	5 067	3 117	778 ELECTRIC MACH. APPART. NES	13 835	22 954	14 131
				781 PASS. MOTOR VEHCLS. EX. BUS	31 555	113 382	71 504
				782 GOODS, SPCL TRANSPORT VEH	40 351	52 295	34 139

7 IMPORTS AND EXPORTS (SPECIAL TRADE) BY COUNTRIES OF PRODUCTION AND CONSUMPTION AND BY GROUPS OF THE SITC-REV. III 1990

GROUP DESCRIPTION	DT = 100 KG	1 000 DM	1 000 \$	GROUP DESCRIPTION	DT = 100 KG	1 000 DM	1 000 \$
784 PARTS,TRACTORS,MOTOR VEH	72 112	151 148	94 938	696 CUTLERY	49	287	179
785 CYCLES,MOTORCYCLES ETC.	124	89	52	697 HOUSEHOLD EQUIPMENT,NES	79	265	161
786 TRAILERS,SEMI-TRAILR,ETC	5 085	2 839	1 757	699 MANUFACTS,BASE METAL,NES	5 553	6 530	4 192
791 RAILWAY VEHICLES.EQUIPNT	1 846	3 158	1 949	714 ENGINES,MOTORS NON-ELECT	57	7 108	4 465
792 AIRCRAFT,ASSOCTD.EQUIPNT	194	8 331	5 080	716 ROTATING ELECTRIC PLANT	1 136	7 544	4 477
793 SHIP,BOAT,FLOAT.STRUCTRS	42 027	68 501	45 909	724 TEXTILE,LEATHER MACHINES	44	581	358
800 CPL IND PLANT CHAP 90/94	336	2 548	1 573	726 PRINTNG,BOOKBINDNG MACHS	70	64	40
812 PLUMBNG,SANITRY,EQPT.ETC	2 769	3 849	2 424	728 OTH.MACH,PTS,SPCL INDUST	120	110	72
813 LIGHTNG FIXTURES ETC.NES	569	1 630	1 017	741 HEATNG,COOLNG EQUIP,PART	425	592	367
821 FURNITURE,CUSHIONS,ETC.	1 819	2 448	1 530	743 PUMPS NES,CENTRIFUGS ETC	320	353	219
831 TRUNK,SUIT-CASES,BAG,ETC	23	244	156	749 NON-ELECT MACH.PARTS,ETC	11	381	242
841 MENS,BOYS CLOTHNG,X-KNIT	24	236	143	751 OFFICE MACHINES	514	3 111	1 960
842 WOMEN,GIRL CLOTHNG,XKNIT	4	530	362	752 AUTOMATC.DATA PROC.EQUIP	1 613	6 411	4 005
843 MENS,BOYS CLOTHING,KNIT	40	101	59	759 PARTS,FOR OFFICE MACHINS	4 742	14 966	9 431
845 OTHR.TEXTILE APPAREL,NES	3	109	67	761 TELEVISION RECEIVERS ETC	19 726	44 426	27 715
846 CLOTHING ACCESSRS,FABRIC	12	113	68	762 RADIO-BROADCAST RECEIVER	94 702	296 749	185 272
848 CLOTHNG,NONTXTL;HEADGEAR	20	157	94	763 SOUND RECORDER,PHONOGRPH	12 221	43 117	27 191
851 FOOTWEAR	86	252	159	764 TELECOMM.EQUIP.PARTS NES	15 955	57 301	36 022
871 OPTICAL INSTRUMENTS,NES	9	425	263	771 ELECT POWER MACHNY,PARTS	2 008	14 533	9 094
872 MEDICAL INSTRUMENTS NES	304	5 466	3 413	772 ELECT.SWITCH.RELAY.CIRCUT	3 452	30 040	18 527
873 METERS,COUNTERS,NES	511	2 336	1 450	773 ELECTR DISTRIBT.EQPT NES	1 836	6 214	3 905
874 MEASURE,CONTROL INSTRMNT	1 525	27 988	17 300	774 ELECTRD-MEDCL,XRAY EQUIP	45	438	273
881 PHOTOGRAPH APPAR.ETC.NES	324	4 770	2 872	775 DDM.ELEC,NON-ELEC.EQUIPT	65	370	229
882 PHOTO.CINEMATOGRPH.SUPPL	2 489	2 837	1 734	776 TRANSISTORS,VALVES,ETC.	2 428	330 155	205 544
884 OPTICAL GOODS NES	115	3 483	2 195	778 ELECTRIC.MACH.APPART.NES	2 039	29 574	18 405
885 WATCHES AND CLOCKS	135	706	441	784 PARTS,TRACTORS,MOTOR VEH	1 784	14 202	9 137
891 ARMS AND AMMUNITION	16	860	545	785 CYCLES,MOTORCYCLES ETC.	504	426	265
892 PRINTED MATTER	878	2 143	1 334	786 TRAILERS,SEMI-TRAILR,ETC	4 949	1 896	1 191
893 ARTICLES,NES,OF PLASTICS	3 155	4 665	2 884	792 AIRCRAFT,ASSOCTD.EQUIPNT	384	546	343
894 BABY CARRIAGE,TOYS,GAMES	895	558	344	793 SHIP,BOAT,FLOAT.STRUCTRS	227	171	103
895 OFFICE,STATIONERY SUPPLS	2 414	7 453	4 650	813 LIGHTING FIXTURES ETC.NES	392	430	277
897 GOLD,SILVERWARE,JEWEL NES		289	182	821 FURNITURE,CUSHIONS,ETC.	10 534	4 238	2 673
898 MUSICAL INSTRUMENTS,ETC.	34	511	315	831 TRUNK,SUIT-CASES,BAG,ETC	17	52	31
899 MISC MANUFCTRD GOODS NES	285	1 165	723	841 MENS,BOYS CLOTHNG,X-KNIT	11 378	33 143	20 503
941 COMPL IND PLANT CHAPT 99	3 474	4 405	2 799	842 WOMEN,GIRL CLOTHNG,XKNIT	10 363	44 590	27 540
				843 MENS,BOYS CLOTHING,KNIT	1 609	5 004	3 055
				844 WOMEN,GIRLS CLOTHNG,KNIT	8 298	23 285	14 293
				845 OTHR.TEXTILE APPAREL,NES	13 863	43 422	26 986
				846 CLOTHING ACCESSRS,FABRIC	5 126	20 535	12 753
				848 CLOTHNG,NONTXTL;HEADGEAR	54 043	57 892	36 059
				851 FOOTWEAR	3 613	5 553	3 430
				871 OPTICAL INSTRUMENTS,NES	11	350	222
				872 MEDICAL INSTRUMENTS NES	19 479	78 148	48 388
				873 METERS,COUNTERS,NES	453	1 358	829
				874 MEASURE,CONTROL INSTRMNT	1 737	12 266	7 610
				881 PHOTOGRAPH APPAR.ETC.NES	283	6 792	4 422
				882 PHOTO.CINEMATOGRPH.SUPPL	73	859	545
				884 OPTICAL GOODS NES	108	741	459
				885 WATCHES AND CLOCKS	308	6 481	4 046
				892 PRINTED MATTER	392	467	283
				893 ARTICLES,NES,OF PLASTICS	19 234	10 339	6 458
				894 BABY CARRIAGE,TOYS,GAMES	20 251	29 916	18 502
				895 OFFICE,STATIONERY SUPPLS	1 345	4 156	2 610
				897 GOLD,SILVERWARE,JEWEL NES		8 790	5 505
				898 MUSICAL INSTRUMENTS,ETC.	1 339	626	403
				899 MISC MANUFCTRD GOODS NES	1 791	5 679	3 486
				971 GOLD,NONMONTY EXCL ORES		65	38
MALAYSIA							
IMPORTS							
001 LIVE ANIMALS	14	213	130				
017 MEAT,OFFL.PRPD,PRSD,NES	183	67	40				
034 FISH,FRESH,CHILLED,FROZN	6	90	58				
036 CRUSTACEANS,MOLLUSCS ETC	2 830	3 082	1 911				
037 FISH ETC.PRPD,PRSD,NES	9 370	6 540	4 089				
056 VEGETABLES,PRPD,PRSD,NES	1 693	317	189				
057 FRUIT,NUTS EXCL.OIL NUTS	21 959	4 978	3 128				
058 FRUIT,PRESERVED,PREPARED	33 906	3 591	2 248				
059 FRUIT,VEGETABLE JUICES	268	106	63				
062 SUGAR CONFECTIONERY	122	119	72				
071 COFFEE,COFFEE SUBSTITUTE	513	171	106				
072 COCOA	506 600	118 096	73 347				
075 SPICES	20 988	7 088	4 416				
081 ANIMAL FEED STUFF	4 120 547	81 312	50 426				
098 EDIBLE PROD.PREPRNTS,NES	3 521	1 760	1 145				
223 OILSEED/OTH.FIX.VEG.OIL)	16 054	1 775	1 076				
231 NATURAL RUBBER, ETC.	1 147 037	173 163	106 960				
232 SYNTHETIC RUBBER, ETC.	2 757	412	249				
245 FUEL WOOD, WOOD CHARCOAL	46 340	323	198				
247 WOOD ROUGH,ROUGH SQUARED	23 094	1 158	726				
248 WOOD, SIMPLY WORKED	1 749 909	226 772	139 592				
263 COTTON	794	177	113				
288 NON-FERROUS WASTE,SCRAP	36 426	4 509	2 749				
289 PREC.METAL ORES,CONCRTS	5	71	43				
292 CRUDE VEG.MATERIALS, NES	9 228	636	402				
333 PETROLEUM OILS, CRUDE	598 577	25 713	16 880				
335 RESIDUAL PETROL.PRODUCTS	9 224	207	124				
422 FIXED VEG.FAT,OILS,OTHER	1 793 185	117 125	72 295				
431 ANIMAL,VEG.FATS,OILS,NES	520 220	27 610	17 116				
512 ALCOHOL,PHENOL,ETC.DERIV	18 160	1 429	910				
513 CARBOXYLIC ACIDS,DERIVTS	8 304	1 090	683				
541 MEDICINES,ETC.EXC.GRP542	375	2 437	1 500				
553 PERFUMERY,COSMETICS,ETC.	101	97	62				
562 FERTILIZER,EXCEPT GRP272	9 202	239	142				
574 POLYACETAL,POLYCARBONATE	201	93	62				
582 PLASTIC PLATE,SHEETS,ETC	1 128	274	169				
592 STARCHES,INULIN,ETC.	298	144	94				
598 MISC.CHEMICAL PRDCTS,NES	339	8 117	4 981				
621 MATERIALS OF RUBBER	16 472	6 318	3 948				
625 RUBBER TYRES,TUBES,ETC.	7 646	3 413	2 115				
629 ARTICLES OF RUBBER, NES	2 824	2 045	1 262				
634 VENEERS, PLYWOOD, ETC.	66 282	9 537	5 952				
635 WOOD MANUFACTURES, NES	135 231	29 268	18 146				
642 PAPER,PAPERBOARD,CUT ETC	1 251	617	381				
651 TEXTILE YARN	6 903	5 830	3 638				
652 COTTON FABRICS, WOVEN	11 774	9 207	5 735				
653 FABRICS,MAN-MADE FIBRES	14 685	15 256	9 402				
656 TULLE,LACE,EMBROIDRY.ETC	13	96	58				
657 SPECIAL YARN,TXTL.FABRIC	383	1 139	711				
658 TEXTILE ARTICLES NES	1 198	6 895	4 267				
661 LIME,CEMENT,CONSTR.MATRL	1 017	187	119				
663 MINERAL MANUFACTURES,NES	4 505	3 79	229				
665 GLASSWARE	528	3 836	2 382				
666 POTTERY	7 197	1 350	832				
679 TUBES,PIPES,ETC.IRON,STL	59	68	40				
684 ALUMINIUM	398	148	93				
687 TIN	19 370	22 251	13 848				
694 NAILS,SCREWS,NUTS,ETC.	41 155	10 760	6 706				
695 TOOLS	435	428	273				
				EXPORTS			
				001 LIVE ANIMALS	59	452	279
				022 MILK AND CREAM	1 207	449	299
				025 EGGS,BIRDS,YOLKS,ALBUMIN	530	590	385
				048 CEREAL PREPARATIONS	9 813	520	320
				054 VEGETABLES	60	72	46
				056 VEGETABLES,PRPD,PRSD,NES	358	262	156
				058 FRUIT,PRESERVED,PREPARED	126	95	56
				061 SUGARS,MOLASSES,HONEY	2 074	275	163
				071 COFFEE,COFFEE SUBSTITUTE	400	493	312
				073 CHOCOLATE,OTH.COCOA PREP	112	59	38
				074 TEA AND MATE	22	100	61
				081 ANIMAL FEED STUFF	8 422	2 336	1 453
				098 EDIBLE PROD.PREPRNTS,NES	4 448	3 036	1 890
				111 NON-ALCOHOL.BEVERAGE,NES	177	122	77
				112 ALCOHOLIC BEVERAGES	1 442	407	253
				231 NATURAL RUBBER, ETC.	988	234	144
				232 SYNTHETIC RUBBER, ETC.	8 250	2 436	1 509
				251 PULP AND WASTE PAPER	834	84	51
				266 SYNTHETIC FIBRES	1 095	209	130
				272 FERTILIZERS, CRUDE	1 055	58	35
				273 STONE, SAND AND GRAVEL	32 815	799	486
				274 SULPHUR,UNRSTD.IRON PYRS	5 875	337	207
				278 OTHER CRUDE MINERALS	794 149		
				285 ALUMINIUM ORE,CONCTR.ETC	206	67	40
				292 CRUDE VEG.MATERIALS, NES	276	573	358
				334 PETROLEUM PRODUCTS	10 579	1 736	1 093
				335 RESIDUAL PETROL. PRODUCTS	2 669	553	341
				421 FIXED VEG.FAT,OILS, SOFT	809	76	46
				431 ANIMAL,VEG.FATS,OILS,NES	2 603	484	299
				511 HYDROCARBONS,NES,DERIVTS	7 410	2 069	1 276
				512 ALCOHOL,PHENOL,ETC.DERIV	19 205	4 366	2 716
				513 CARBOXYLIC ACIDS,DERIVTS	25 477	3 172	1 983
				514 NITROGEN-FUNCT.COMPOUNDS	8 670	5 661	3 446
				515 ORGANO-INDORGANIC COMPNDS	9 244	10 402	6 420
				516 OTHER ORGANIC CHEMICALS	2 724	1 368	847
				522 INORGANIC CHEM.ELEMENTS	37 642	7 500	4 656
				523 METAL. SALTS,INDORGAN.ACID	53 667	5 242	3 233
				524 OTHER CHEMICAL COMPOUNDS	1 293	541	342
				531 SYNTH.COLOURS,LAKES,ETC.	9 282	23 491	14 533

7 IMPORTS AND EXPORTS (SPECIAL TRADE) BY COUNTRIES OF PRODUCTION AND CONSUMPTION AND BY GROUPS OF THE SITC-REV. III 1990

GROUP DESCRIPTION	DT = 100 KG	1 000 DM	1 000 \$	GROUP DESCRIPTION	DT = 100 KG	1 000 DM	1 000 \$
532 DYEING, TANNING MATERIALS	1 664	385	234	762 RADIO-BROADCAST RECEIVER	470	4 638	2 837
533 PIGMENTS, PAINTS, ETC.	14 516	8 634	5 381	763 SOUND RECORDER, PHONOGRAPH	265	1 312	816
541 MEDICINES, ETC., EXC. GRP 542	1 682	4 738	2 921	764 TELECOMM. EQUIP. PARTS NES	2 341	47 908	29 575
542 MEDICAMENTS	3 160	14 133	8 726	771 ELECT. POWER MACHIN. PARTS	2 932	6 547	4 068
551 ESSENTIAL OIL, PERFUME, FLAVOR	858	1 782	1 101	772 ELECT. SWITCH, RELAY, CIRCUIT	6 125	33 095	20 528
553 PERFUMERY, COSMETICS, ETC.	3 376	4 346	2 692	773 ELECT. DISTRIBUT. EQUIP. NES	1 126	4 295	2 686
554 SOAP, CLEANERS, POLISH, ETC.	13 200	5 459	3 373	774 ELECTRO-MECHAN. XRAY EQUIP	309	4 300	2 685
562 FERTILIZER, EXCEPT GRP 272	406 231	5 670	3 627	775 ODM. ELEC. NON-ELEC. EQUIP	1 435	2 259	1 397
571 POLYMERS OF ETHYLENE	24 962	4 829	2 992	776 TRANSISTORS, VALVES, ETC.	9 567	297 182	184 044
572 POLYMERS OF STYRENE	73 247	16 719	10 397	778 ELECTRIC MACH. APPART. NES	14 208	42 030	25 964
573 POLYMERS, VINYL CHLORIDE	4 881	1 590	980	781 PASS. MOTOR VEHICLES, EX. BUS	27 028	89 413	56 453
574 POLYACETAL, POLYCARBONATE	9 388	7 851	4 907	782 GOODS, SPCL. TRANSPORT VEH	15 369	21 169	12 859
575 OTH. PLASTIC, PRIMARY FORM	49 589	15 246	9 447	784 PARTS, TRACTORS, MOTOR VEH	47 228	95 104	59 208
581 PLASTIC TUBE, PIPE, HOSE	4 792	3 810	2 330	786 TRAILERS, SEMI-TRAILER, ETC	8 083	6 236	3 502
582 PLASTIC PLATE, SHEETS, ETC	7 418	5 393	3 353	791 RAILWAY VEHICLES, EQUIPNT	660	1 569	1 011
583 MONOPOLYMER OF PLASTICS	62	58	37	792 AIRCRAFT, ASSOC'D. EQUIPNT	12 155	82	7 547
591 INSECTICIDES, ETC.	4 680	5 344	3 285	812 PLUMBING, SANITRY, EQPT, ETC	132	1 648	1 012
592 STARCHES, INULIN, ETC.	7 672	3 307	2 057	813 LIGHTING FIXTURES ETC. NES	485	1 088	670
593 EXPLOSIVES, PYROTECHNICS	60	613	391	821 FURNITURE, CUSHIONS, ETC.	538	673	430
597 PREPRD ADDITIVES, LIQUIDS	3 650	1 564	966	831 TRUNK, SUIT-CASES, BAG, ETC	74	207	131
598 MISC. CHEMICAL PRODS. NES	53 954	17 684	10 939	841 MENS, BOYS CLOTHING, X-KNIT	6	170	100
600 CPL. IND. PLANT CHAP 69-76	600	1 131	760	842 WOMEN, GIRL CLOTHING, XKNIT	10	2	51
611 LEATHER	315	736	446	844 WOMEN, GIRLS CLOTHING, KNIT	2	138	83
612 MANUFACT. LEATHER ETC. NES	5	59	34	846 CLOTHING ACCESSORS, FABRIC	18	254	156
613 FURSKINS, TANNED, DRESSED	93	2 269	1 408	848 CLOTHING, NONTEXTL; HEADGEAR	29	446	275
621 MATERIALS OF RUBBER	1 510	1 622	1 008	851 FOOTWEAR	138	1 555	973
625 RUBBER TYRES, TUBES, ETC.	941	783	486	871 OPTICAL INSTRUMENTS, NES	45	11 971	7 409
629 ARTICLES OF RUBBER, NES	916	2 995	1 846	872 MEDICAL INSTRUMENTS NES	1 926	501	309
634 VENEERS, PLYWOOD, ETC.	192	137	86	873 METERS, COUNTERS, NES	109	29 322	17 912
635 WOOD MANUFACTURES, NES	88	158	98	874 MEASURE, CONTROL INSTRMNT	1 561	2 197	1 379
641 PAPER AND PAPERBOARD	83 834	14 376	8 895	881 PHOTOGRAPH APPAR. ETC. NES	268	8 099	5 006
642 PAPER, PAPERBOARD, CUT ETC	8 013	3 741	2 317	882 PHOTO. CINEMATOGRPH. SUPPL	6 555	1 284	177
651 TEXTILE YARN	1 249	2 351	1 447	884 OPTICAL GOODS NES	1	7 474	4 624
652 COTTON FABRICS, WOVEN	273	1 185	731	885 WATCHES AND CLOCKS	126	262	163
653 FABRICS, MAN-MADE FIBRES	1 091	2 960	1 838	891 ARMS AND AMMUNITION	12	2 865	1 783
654 OTH. TEXTILE FABRIC, WOVEN	50	225	134	892 PRINTED MATTER	1 519	8 236	5 131
655 KNIT, CROCHET, FABRIC NES	488	1 638	1 024	893 ARTICLES, NES, OF PLASTICS	6 176	768	480
656 TULLE, LACE, EMBROIDRY, ETC	317	1 649	1 021	894 BABY CARRIAGE, TOYS, GAMES	404	9 205	5 710
657 SPECIAL YARN, TEXTL. FABRIC	2 167	4 690	2 933	895 OFFICE, STATIONERY SUPPLS	3 677	2 231	1 381
658 TEXTILE ARTICLES NES	74	316	194	897 GOLD, SILVERWARE, JEWEL NES	3	1 046	655
659 FLOOR COVERINGS, ETC.	674	969	580	898 MUSICAL INSTRUMENTS, ETC.	222	1 544	967
662 CLAY, REFRACT. CONSTR. MATRL	77 704	12 982	7 973	899 MISC. MANUFACTURED GOODS NES	500	337	206
663 MINERAL MANUFACTURES, NES	4 615	8 990	5 533	971 GOLD, NONMONETARY EXCL. DRES			
664 GLASS	12 701	7 848	4 893				
665 GLASSWARE	3 996	3 152	1 910	BRUNEI			
666 POTTERY	113	1 253	760	IMPORTS	253	745	459
667 PEARLS, PRECIOUS STONES							
671 PIG IRON, SPIEGELEISEN, ETC	574	208	129	764 TELECOMM. EQUIP. PARTS NES		75	44
672 INGOTS ETC. IRON OR STEEL	247	65	43	778 ELECTRIC MACH. APPART. NES	3	97	60
673 FLAT-ROLLED IRON ETC.	125 392	7 125	4 568	792 AIRCRAFT, ASSOC'D. EQUIPNT		87	55
674 FLAT-ROLLED PLATED IRON	7 983	1 303	793	843 MENS, BOYS CLOTHING, KNIT	20	78	46
675 FLAT-ROLLED, ALLOY STEEL	5 948	1 982	1 229				
676 IRON, STL. BAR, SHAPES ETC.	74 254	6 166	3 895	EXPORTS	34 952	49 112	30 485
678 WIRE OF IRON OR STEEL	409	214	128				
679 TUBES, PIPES, ETC. IRON, STL	178 154	31 242	18 992	554 SOAP, CLEANERS, POLISH, ETC	107	139	91
681 SILVER, PLATINUM, ETC.	23	407	248	574 POLYACETAL, POLYCARBONATE	120	52	33
682 COPPER	15 301	9 245	5 737	575 OTH. PLASTIC, PRIMARY FORM	144	55	32
684 ALUMINIUM	13 959	10 454	6 450	582 PLASTIC PLATE, SHEETS, ETC	192	160	102
686 ZINC	161	66	40	598 MISC. CHEMICAL PRODS. NES	214	127	81
691 METALLIC STRUCTURES NES	2 191	1 855	1 180	629 ARTICLES OF RUBBER, NES	267	84	50
692 CONTAINERS, STORAGE, TRNSP	1 821	2 028	1 286	657 SPECIAL YARN, TEXTL. FABRIC	55	104	62
693 WIRE PRODUCTS EXCL. ELECT	442	744	462	662 CLAY, REFRACT. CONSTR. MATRL	15 852	1 653	1 008
694 NAILS, SCREWS, NUTS, ETC.	1 368	2 034	1 255	664 GLASS	471	66	42
695 TOOLS	2 659	7 646	4 715	679 TUBES, PIPES, ETC. IRON, STL	3 120	291	171
696 CUTLERY	88	918	564	691 METALLIC STRUCTURES NES	169	143	94
697 HOUSEHOLD EQUIPMENT, NES	577	1 742	1 079	695 TOOLS	12	84	48
699 MANUFACT. BASE METAL, NES	8 006	11 873	7 428	699 MANUFACT. BASE METAL, NES	76	138	86
700 CPL. IND. PLANT (84/85/87)	434	2 645	1 773	725 PAPER, PULP MILL MACHINES	22	137	87
711 STEAM GENER. BOILERS, ETC.	36	160	97	726 PRINTING, BOOKBINDING MACHS	68	414	263
712 STEAM TURBINES	600	2 538	1 558	728 OTH. MACH. PTS, SPCL. INDUST	39	118	77
713 INTRNL COMBUS. PSTN ENGIN	3 175	16 453	10 059	741 HEATING, COOLING EQUIP. PART			
714 ENGINES, MOTORS NON-ELECT	727	104 175	63 729	742 PUMPS FOR LIQUIDS, PARTS	20	330	204
716 ROTATING ELECTRIC PLANT	1 651	9 180	5 716	743 PUMPS NES, CENTRIFUGS ETC	259	651	411
718 OTH. POWR. GENRTNG. MACHNRY	316	1 169	733	744 OTH. NONELEC. MCH. TOOL, NES	362	1 202	748
721 AGRIC. MACHINES, EX. TRACTR	598	571	355	745 TAPS, COCKS, VALVES, ETC.	129	685	427
722 TRACTORS	2 302	2 164	1 394	764 TELECOMM. EQUIP. PARTS NES	76	556	350
723 CIVIL ENGINEERING EQUIPNT	13 132	11 917	7 316	771 ELECT. POWER MACHIN. PARTS	13	83	51
724 TEXTILE LEATHER MACHINES	18 161	55 177	34 178	772 ELECT. SWITCH, RELAY, CIRCUIT	164	695	414
725 PAPER, PULP MILL MACHINES	2 448	9 346	5 623	778 ELECTRIC MACH. APPART. NES	82	151	90
726 PRINTING, BOOKBINDING MACHS	11 346	58 823	36 706	781 PASS. MOTOR VEHICLES, EX. BUS	8 190	30 445	18 859
727 FOOD-PROCESS. MCH. NON DOM	1 356	5 216	3 343	782 GOODS, SPCL. TRANSPORT VEH	173	277	175
728 OTH. MACH. PTS, SPCL. INDUST	12 317	42 206	26 315	783 ROAD MOTOR VEHICLES NES	80	107	63
731 METAL REMOVAL WORK TOOLS	1 080	3 328	2 029	784 PARTS, TRACTORS, MOTOR VEH	302	1 045	645
733 MACH-TOOLS, METAL-WORKING	3 359	9 260	5 659	786 TRAILERS, SEMI-TRAILER, ETC	78	104	66
735 PARTS, NES, FOR MACH-TOOLS	330	3 437	2 137	792 AIRCRAFT, ASSOC'D. EQUIPNT	1	683	417
737 METALWORKING MACHNRY NES	807	7 993	4 949	812 PLUMBING, SANITRY, EQPT, ETC	16	68	41
741 HEATING, COOLING EQUIP. PART				813 LIGHTING FIXTURES ETC. NES	101	490	316
742 PUMPS FOR LIQUIDS, PARTS	1 187	7 590	4 710	842 WOMEN, GIRL CLOTHING, XKNIT		47	31
743 PUMPS NES, CENTRIFUGS ETC	2 668	10 009	6 187	872 MEDICAL INSTRUMENTS NES	5	100	64
744 MECHANICAL HANDLING EQUIP	5 446	9 739	6 007	874 MEASURE, CONTROL INSTRMNT	165	860	555
745 OTH. NONELEC. MCH. TOOL, NES	7 477	39 713	24 827	891 ARMS AND AMMUNITION	5	75	45
746 BALL OR ROLLER BEARINGS	149	653	398	892 PRINTED MATTER	7	58	36
747 TAPS, COCKS, VALVES, ETC.	3 968	10 661	6 794	893 ARTICLES, NES, OF PLASTICS	165	369	239
748 TRANSMISSIONS, SHAFTS ETC	2 801	7 017	4 392	894 BABY CARRIAGE, TOYS, GAMES	72	84	52
749 NON-ELECT. MACH. PARTS, ETC	1 482	8 090	4 999	898 MUSICAL INSTRUMENTS, ETC.	5	99	58
751 OFFICE MACHINES	464	2 541	1 614				
752 AUTOMATC. DATA PROC. EQUIP	362	8 529	5 323				
759 PARTS, FOR OFFICE MACHINS	73	3 817	2 372				
761 TELEVISION RECEIVERS ETC	134	577	347				

7 IMPORTS AND EXPORTS (SPECIAL TRADE) BY COUNTRIES OF PRODUCTION AND CONSUMPTION AND BY GROUPS OF THE SITC-REV. III 1990

GROUP DESCRIPTION	DT = 100 KG	1 000 DM	1 000 \$	GROUP DESCRIPTION	DT = 100 KG	1 000 DM	1 000 \$
SINGAPORE							
IMPORTS	1 091 392	2 934 641	1 826 241	773 ELECTR. DISTRI. EQPT. NES	1 473	14 410	9 026
001 LIVE ANIMALS	318	1 159	718	774 ELECTRO-MEDCL. XRAY EQUIP	2	59	39
034 FISH, FRESH, CHILLED, FROZEN	6 421	11 737	7 362	775 DOM. ELEC. NON-ELEC. EQUIPT	14 073	24 984	15 711
035 FISH, DRIED, SALTED, SMOKED	13	149	92	776 TRANSISTORS, VALVES, ETC.	5 055	321 721	198 871
036 CRUSTACEANS, MOLLUSCS ETC	1 961	2 427	1 514	778 ELECTRIC. MACH. APPART. NES	10 288	86 745	53 800
037 FISH ETC. PREP. PRSVD. NES	2 291	1 920	1 189	784 PARTS, TRACTORS, MOTOR VEH	198	209	132
048 CEREAL PREPARATIONS	1 099	385	247	785 CYCLES, MOTORCYCLES ETC.	5 729	8 439	5 231
056 VEGETABLES, PRPD, PRSVD, NES	1 174	173	107	792 AIRCRAFT, ASSOCTD. EQUIPNT	14	752	471
058 FRUIT, PRESERVED, PREPARED	2 647	348	213	793 SHIP, BOAT, FLDAT. STRUCTRS	694	1 883	1 189
072 COCOA	3 646	144	86	813 LIGHTING FIXTURES ETC. NES	387	741	473
075 SPICES	3 993	1 632	96	821 FURNITURE, CUSHIONS, ETC.	3 043	2 032	1 275
098 EDIBLE PROD. PREPRTNS, NES	8 214	3 305	2 058	831 TRUNK, SUIT-CASES, BAG, ETC	600	994	617
211 HIDES, SKINS (EX. FURS), RAW	114	133	83	841 MENS, BOYS CLOTHING, X-KNIT	7 744	21 371	13 349
231 NATURAL RUBBER, ETC.	19 062	2 988	1 802	842 WOMEN, GIRL CLOTHING, X-KNIT	4 882	16 567	10 299
246 WOOD IN CHIPS, PARTICLES	747	96	83	843 MENS, BOYS CLOTHING, KNIT	2 039	6 429	3 891
249 WOOD, SIMPLY WORKED	329 209	45 328	27 712	844 WOMEN, GIRLS CLOTHING, KNIT	3 224	9 829	6 068
251 PULP AND WASTE PAPER	556	72	46	845 OTHR. TEXTILE APPAREL, NES	15 080	52 921	32 565
278 OTHER CRUDE MINERALS	107	62	37	846 CLOTHING ACCESSRS, FABRIC	43	223	139
288 NON-FERROUS WASTE, SCRAP	6 588	2 270	1 430	851 FOOTWEAR	915	3 512	2 147
289 PREC. METAL ORES, CONCRTRS	60	3 918	2 520	871 OPTICAL INSTRUMENTS, NES	73	2 683	1 659
291 CRUDE ANIMAL MATERIALS, NES	229	139	90	872 MEDICAL INSTRUMENTS NES	113	485	299
292 CRUDE VEG. MATERIALS, NES	10 008	6 224	3 865	873 METERS, COUNTERS, NES	233	2 074	1 283
411 ANIMAL OILS AND FATS	1 493	582	367	874 MEASURE, CONTROL INSTRMNT	1 656	21 790	13 555
421 FIXED VEG. FAT, OILS, SOFT	225	163	98	901 PHOTOGRAPH APPAR. ETC. NES	93	1 781	1 103
422 FIXED VEG. FAT, OILS, OTHER	14 626	1 126	684	882 PHOTO. CINEMATOGRPH. SUPPL	1 391	10 536	6 593
512 ALCOHOL, PHENOL, ETC. DERIV	647	2 924	1 841	884 OPTICAL GOODS NES	192	4 106	2 575
515 ORGANO-INORGANIC COMPNDS	148	25 579	15 649	885 WATCHES AND CLOCKS	3 508	10 138	6 266
516 OTHER ORGANIC CHEMICALS	5 475	1 188	725	892 PRINTED MATTER	8 568	9 145	5 707
524 OTHER CHEMICAL COMPOUNDS	370	112	75	893 ARTICLES, NES, OF PLASTICS	23 149	22 260	13 802
533 PIGMENTS, PAINTS, ETC.	2 581	1 201	748	894 BABY CARRIAGE, TOYS, GAMES	21 636	56 276	35 854
542 MEDICAMENTS	342	1 857	1 141	895 OFFICE, STATIONERY SUPPLS	1 560	5 323	3 368
551 ESSNTL. OIL, PERFUME, FLAVR	267	462	293	896 WORKS OF ART, ANTIQUE ETC	23	603	371
553 PERFUMERY, COSMETICS, ETC.	111	969	232	897 GOLD, SILVERWARE, JEWEL NES	9	2 383	1 507
574 POLYACETAL, POLYCARBONATE	2 636	1 198	767	898 MUSICAL INSTRUMENTS, ETC.	3 711	8 465	5 425
575 OTH. PLASTIC, PRIMARY FORM	796	440	289	899 MISC MANUFCTRD GOODS NES	2 983	5 520	3 463
581 PLASTIC TUBE, PIPE, HOSE	219	134	86	900 COIN MANUFCTD NONCURRENT	24	1 477	925
582 PLASTIC PLATE, SHEETS, ETC	752	727	448	971 GOLD, NONMONTY EXCL ORES	17	5 652	3 385
593 EXPLOSIVES, PYROTECHNICS	99	404	256	972 MONETARY GOLD, GOLD COINS	209	209	128
598 MISC. CHEMICAL PRODS, NES	3 226	621	387	EXPORTS	3 724 539	3 291 559	2 036 972
625 RUBBER TYRES, TUBES, ETC.	4 006	2 803	1 799	017 MEAT, OFFL. PRPD, PRSVD, NES	87	78	46
629 ARTICLES OF RUBBER, NES	775	1 181	717	022 MILK AND CREAM	6 584	756	470
634 VENEERS, PLYWOOD, ETC.	44 252	8 900	5 525	024 CHEESE AND CURD	152	85	50
635 WOOD MANUFACTURES, NES	73 600	15 077	9 282	037 FISH ETC. PREP. PRSVD, NES	97	822	528
641 PAPER AND PAPERBOARD	300	101	59	048 CEREAL PREPARATIONS	2 007	662	413
642 PAPER, PAPERBOARD, CUT ETC	291	264	164	056 VEGETABLES, PRPD, PRSVD, NES	745	433	268
651 TEXTILE YARN	305	132	88	057 FRUIT, NUTS EXCL. OIL NUTS	168	119	74
658 TEXTILE ARTICLES NES	38	141	88	058 FRUIT, PRESERVED, PREPARED	288	141	87
663 MINERAL MANUFACTURES, NES	20	76	51	059 FRUIT, VEGETABLE JUICES	978	170	102
665 GLASSWARE	13	114	67	061 SUGARS, MOLASSES, HONEY	37 321	2 505	1 560
666 POTTERY	530	267	169	062 SUGAR CONFECTIONERY	1 122	599	374
667 PEARLS, PRECIOUS STONES	.	.	.	071 COFFEE, COFFEE SUBSTITUTE	612	472	293
679 TUBES, PIPES, ETC. IRON, STL	12	60	36	072 COCOA	812	208	123
681 SILVER, PLATINUM, ETC.	2	57	34	073 CHOCOLATE, OTH. COCOA PREP	3 023	2 437	1 520
682 COPPER	199	84	48	075 SPICES	346	295	183
684 ALUMINIUM	910	686	418	081 ANIMAL FEED STUFF	1 480	446	275
686 ZINC	100	94	50	091 MARGARINE AND SHORTENING	322	78	48
687 TIN	21 943	24 883	15 108	098 EDIBLE PROD. PREPRTNS, NES	2 671	1 912	1 186
692 CONTAINERS, STORAGE, TRNSP	162	79	48	111 NON-ALCOHOL. BEVERAGE, NES	2 417	891	560
693 WIRE PRODUCTS EXCL. ELECT	165	200	122	112 ALCOHOL. BEVERAGES	21 070	3 606	2 279
694 NAILS, SCREWS, NUTS, ETC.	28 340	13 504	8 362	122 TOBACCO, MANUFACTURED	676	1 196	75
695 TOOLS	585	2 877	1 767	232 SYNTHETIC RUBBER, ETC.	5 605	1 401	85
696 CUTLERY	3 181	18 454	11 487	247 WOOD ROUGH, ROUGH, SQUARED	3 274	283	177
697 HOUSEHOLD EQUIPMENT, NES	389	907	562	267 OTHER MAN-MADE FIBRES	270	58	35
699 MANUFACT. BASE METAL, NES	16 714	28 028	17 410	273 STONE, SAND AND GRAVEL	11 794	396	240
712 STEAM TURBINES	1	54	34	278 OTHER CRUDE MINERALS	621 570	10 575	6 479
713 INTRNL COMBUS PSTN ENGIN	801	5 509	3 359	291 CRUDE ANIMAL MATERIALS, NES	234	733	447
714 ENGINES, MOTORS NON-ELECT	100	7 836	4 896	292 CRUDE VEG. MATERIALS, NES	673	679	423
716 ROTATING ELECTRIC PLANT	3 742	11 280	6 979	325 COKE, SEMI-COKE, RET. CARBN	1 658	99	64
718 OTH. POWR. GENRTNG. MACHNRY	3	70	6 979	334 PETROLEUM PRODUCTS	139 553	9 057	5 762
723 CIVIL ENGINEERING EQUIPT	3 057	4 077	2 651	335 RESIDUAL PETROL. PRODUCTS	9 791	833	516
724 TEXTILE, LEATHER MACHINES	6 003	21 131	13 020	421 FIXED VEG. FAT, OILS, SOFT	1 746	214	130
725 PAPER, PULP MILL MACHINES	81	149	96	422 FIXED VEG. FAT, OILS, OTHER	8 491	1 190	750
726 PRINTNG, BOOKBINDNG MACHS	201	145	88	431 ANIMAL, VEG. FATS, OILS, NES	2 915	672	421
728 OTH. MACH. PTS, SPCL INDUST	157	1 206	742	511 HYDROCARBONS, NES, DERIVTS	8 426	2 686	1 645
731 METAL REMOVAL WORK TOOLS	4 084	6 950	4 307	512 ALCOHOL, PHENOL, ETC. DERIV	32 167	9 838	6 112
733 MACH-TOOLS, METAL-WORKING	58	91	56	513 CARBOXYLIC ACIDS, DERIVTS	85 164	12 173	7 609
735 PARTS, NES, FOR MACH-TOOLS	977	2 888	1 767	514 NITROGEN-FUNCT. COMPOUNDS	20 334	8 195	4 991
737 METALWORKING MACHNRY NES	91	269	159	515 ORGANO-INORGANIC COMPNDS	16 824	18 651	11 599
741 HEATING, COOLING EQUIP, PART	2 740	7 096	4 292	516 OTHER ORGANIC CHEMICALS	13 067	3 826	2 373
742 PUMPS FOR LIQUIDS, PARTS	202	786	483	522 INORGANIC CHEM. ELEMENTS	29 899	7 543	4 898
743 PUMPS NES, CENTRIFUGS ETC	54 223	40 843	25 445	523 METAL, SALTS, INORGAN. ACID	248 426	20 379	12 513
744 MECHANICAL HANDLING EQUIP	5 172	2 228	1 414	524 OTHER CHEMICAL COMPOUNDS	4 806	4 331	2 676
745 OTH. NONELEC MCH, TOOL, NES	236	1 746	1 079	531 SYNTH. COLOURS, LAKES, ETC.	8 917	16 641	10 329
746 BALL OR ROLLER BEARINGS	216	1 424	901	532 DYEING, TANNING MATERIALS	333	78	45
747 TAPS, COCKS, VALVES, ETC.	604	907	587	533 PIGMENTS, PAINTS, ETC.	33 130	15 866	9 921
748 TRANSMISSIONS SHAFTS ETC	1 567	5 384	3 275	541 MEDICINES, ETC. EXC. GRP542	1 178	8 130	5 045
749 NON-ELECT MACH. PARTS, ETC	107	908	586	542 MEDICAMENTS	1 426	9 997	6 202
751 OFFICE MACHINES	19 206	145 368	90 348	551 ESSNTL. OIL, PERFUME, FLAVR	2 236	5 289	3 324
752 AUTOMATC. DATA PROC. EQUIP	18 900	674 388	420 246	553 PERFUMERY, COSMETICS, ETC.	4 782	8 751	5 415
759 PARTS, FOR OFFICE MACHINS	12 671	176 929	109 244	554 SOAP, CLEANERS, POLISH, ETC	17 159	7 352	4 514
761 TELEVISION RECEIVERS ETC	76 743	260 170	163 430	562 FERTILIZER, EXCEPT GRP272	333 479	7 807	5 041
762 RADIO-BROADCAST RECEIVER	37 523	128 927	81 072	571 POLYMERS OF ETHYLENE	7 865	1 260	767
763 SOUND RECORDER, PHONOGRPH	18 794	94 546	59 672	572 POLYMERS OF STYRENE	92 706	24 772	15 284
764 TELECOMM. EQUIP. PARTS NES	19 373	95 780	60 176	573 POLYMERS, VINYL CHLORIDE	11 400	3 895	2 418
771 ELECT POWER MACHNRY, PARTS	6 500	27 765	17 339	574 POLYACETAL, POLYCARBONATE	56 994	21 604	13 482
772 ELEC. SWITCH, RELAY, CIRCUIT	10 295	141 319	87 911	575 OTH. PLASTIC, PRIMARY FORM	75 198	26 337	16 291
				579 PLASTIC WASTE, SCRAP ETC	4 142	211	130

7 IMPORTS AND EXPORTS (SPECIAL TRADE) BY COUNTRIES OF PRODUCTION AND CONSUMPTION AND BY GROUPS OF THE SITC-REV. III 1990

GROUP DESCRIPTION	DT - 100 KG	1 000 DM	1 000 \$	GROUP DESCRIPTION	DT - 100 KG	1 000 DM	1 000 \$
581 PLASTIC TUBE,PIPE,HOSE	2 471	2 932	1 818	776 TRANSISTORS, VALVES, ETC.	8 681	354 592	219 577
582 PLASTIC PLATE, SHEETS, ETC	22 120	16 123	10 000	778 ELECTRIC. MACH. APPART. NES	18 478	70 146	43 432
583 MONOFILAMENT OF PLASTICS	1 074	998	620	781 PASS. MOTOR VEHCLS. EX. BUS	42 182	122 353	75 521
591 INSECTICIDES, ETC.	1 901	1 213	747	782 GOODS, SPCL TRANSPORT VEH	17 946	20 591	12 726
592 STARCHES, INULIN, ETC.	8 778	3 405	2 127	783 ROAD MOTOR VEHICLES NES	111	158	104
593 EXPLOSIVES, PYROTECHNICS	760	4 367	2 753	814 PARTS, TRACTORS, MOTOR VEH	86 287	186 814	115 673
597 PREPRD ADDITIVES, LIQUIDS	54 430	14 944	9 195	785 CYCLES, MOTORCYCLES ETC.	32	171	105
598 MISC. CHEMICAL PRODS. NES	62 937	53 537	33 020	786 TRAILERS, SEMI-TRAILR, ETC	28 689	14 689	9 105
600 CPL IND PLANT CHAP 69-76	5 780	6 192	3 815	791 RAILWAY VEHICLES. EQUIPNT	476	1 080	672
611 LEATHER	1 291	6 069	3 809	792 AIRCRAFT, ASSOCTD. EQUIPNT	59	8 472	5 175
612 MANUFACT. LEATHER ETC. NES	25	349	216	793 SHIP, BOAT, FLOAT. STRUCTRS	952	8 216	4 886
621 MATERIALS OF RUBBER	6 324	6 289	3 880	812 PLUMBNG, SANITRY, EQPT. ETC	1 506	1 309	824
625 RUBBER TYRES, TUBES, ETC.	7 966	7 359	4 634	813 LIGHTING FIXTURES ETC. NES	3 395	12 457	7 752
629 ARTICLES OF RUBBER, NES	2 614	10 583	6 605	821 FURNITURE, CUSHIONS, ETC.	13 055	13 096	8 140
634 VENEERS, PLYWOOD, ETC.	4 014	1 139	706	831 TRUNK, SUIT-CASES, BAG, ETC	448	11 725	7 295
635 WOOD MANUFACTURES, NES	3 754	1 352	847	841 MENS, BOYS CLOTHNG, X-KNIT	35	1 040	647
641 PAPER AND PAPERBOARD	129 178	25 607	15 843	842 WOMEN, GIRL CLOTHNG, XKNIT	135	5 469	3 394
642 PAPER, PAPERBOARD, CUT ETC	17 390	7 498	4 666	843 MENS, BOYS CLOTHING, KNIT	5	88	54
651 TEXTILE YARN	884	3 225	2 002	844 WOMEN, GIRLS CLOTHING, KNIT	2	157	97
652 COTTON FABRICS, WOVEN	1 293	4 862	3 022	845 OTHR. TEXTILE APPAREL, NES	29	1 015	623
653 FABRICS, MAN-MADE FIBRES	3 316	11 899	7 386	846 CLOTHING ACCESSRS, FABRIC	99	796	487
654 OTH. TEXTILE FABRIC, WOVEN	134	878	535	848 CLOTHING, NONTXTL; HEADGEAR	227	2 973	1 846
655 KNIT, CROCHET, FABRIC NES	418	1 386	843	851 FOOTWEAR	623	4 755	2 970
656 TULLE, LACE, EMBROIDRY, ETC	121	538	332	871 OPTICAL INSTRUMENTS, NES	125	4 817	2 989
657 SPECIAL YARN, TXTL. FABRIC	5 032	8 398	5 222	872 MEDICAL INSTRUMENTS NES	956	11 342	7 018
658 TEXTILE ARTICLES NES	1 220	4 627	2 841	873 METERS, COUNTERS, NES	543	2 999	1 846
659 FLOOR COVERINGS, ETC.	1 099	1 542	961	874 MEASURE, CONTROL INSTRMNT	3 513	68 688	42 785
661 LIME, CEMENT, CONSTR. MATRL	865	175	106	881 PHOTOGRAPH APPAR. ETC. NES	2 176	18 635	11 488
662 CLAY, REFRCT, CONSTR. MATRL	130 896	15 422	9 512	882 PHOTO. CINEMATOGRPH. SUPPL	3 089	4 687	2 900
663 MINERAL MANUFACTURES, NES	11 585	13 017	8 046	884 OPTICAL GOODS NES	1 106	8 981	5 549
664 GLASS	15 262	5 068	3 127	885 WATCHES AND CLOCKS	1 299	37 793	23 356
665 GLASSWARE	3 612	6 249	3 830	891 ARMS AND AMMUNITION	176	862	537
666 POTTERY	820	2 233	1 405	892 PRINTED MATTER	3 466	6 849	4 235
667 PEARLS, PRECIOUS STONES				893 ARTICLES, NES, OF PLASTICS	15 040	18 226	11 260
671 PIG IRON, SPIEGELEISN, ETC	666	217	134	894 BABY CARRIAGE, TOYS, GAMES	2 914	4 781	2 902
672 INGOTS ETC. IRON OR STEEL	901	327	202	895 OFFICE, STATIONERY SUPPLS	2 113	10 344	6 465
673 FLAT-ROLLED IRON ETC.	50 910	5 951	3 694	896 WORKS OF ART, ANTIQUE ETC	30	661	419
674 FLAT-ROLLED ALLOY IRON	24 497	4 720	2 871	897 GOLD, SILVERWARE, JEWEL NES	32	10 444	6 451
675 FLAT-ROLLED, ALLOY STEEL	20 184	7 319	4 553	898 MUSICAL INSTRUMENTS, ETC.	1 617	13 161	8 060
676 IRON, STL. BAR, SHAPES ETC.	220 798	19 834	12 129	899 MISC. MANUFACTRD GOODS NES	2 274	6 736	4 180
677 RAILWAY TRACK IRON, STEEL	278	54	32	941 COMPL IND PLANT CHAPT 99	1 424	1 895	1 160
678 WIRE OF IRON OR STEEL	2 911	700	436	971 GOLD, NONMONTY EXCL ORES	4	6 024	3 722
679 TUBES, PIPES, ETC. IRON, STL	94 707	20 660	12 753	972 MONETARY GOLD, GOLD COINS		234	142
681 SILVER, PLATINUM, ETC.	1 068	31 033	18 815				
682 COPPER	22 177	22 023	13 624	PHILIPPINES			
683 NICKEL	295	1 052	638				
684 ALUMINIUM	28 851	16 962	10 608	IMPORTS	5 600 032	933 801	579 126
685 LEAD	410	163	101				
686 ZINC	346	149	94	001 LIVE ANIMALS	11	73	45
687 TIN	152	371	226	034 FISH, FRESH, CHILLED, FROZN	104	678	420
689 MISC. NON-FERR. BASE METAL	42	153	93	036 CRUSTACEANS, MOLLUSCS ETC	206	276	175
691 METALLIC STRUCTURES NES	21 391	37 255	22 514	037 FISH ETC. PREPRD, PRSVD. NES	121 058	45 670	28 253
692 CONTAINERS, STORAGE, TRNSP	629	1 972	1 240	048 CEREAL PREPARATIONS	176	68	42
693 WIRE PRODUCTS EXCL. ELECT	3 124	2 332	1 446	056 VEGETABLES, PRPD, PRSVD, NES	405	166	101
694 NAILS, SCREWS, NUTS, ETC.	3 123	6 550	4 080	057 FRUIT, NUTS EXCL. OIL NUTS	41 151	5 723	3 574
695 TOOLS	8 412	42 027	26 047	058 FRUIT, PRESERVED, PREPARED	131 776	20 147	12 220
696 CUTLERY	455	2 850	1 753	059 FRUIT, VEGETABLE JUICES	1 741	258	157
697 HOUSEHOLD EQUIPMENT, NES	3 404	6 339	3 940	061 SUGARS, MOLASSES, HONEY	300	76	47
699 MANUFACTS. BASE METAL, NES	34 588	49 365	30 561	071 COFFEE, COFFEE SUBSTITUTE	5 424	767	457
700 CPL IND PLANT (84/85/87)	14 665	49 627	29 858	072 COCOA	5 061	2 283	1 401
711 STEAM GENER. BOILERS, ETC.	2 312	3 130	1 931	081 ANIMAL FEED STUFF	2 667 119	57 089	34 914
712 STEAM TURBINES	277	2 158	1 343	098 EDIBLE PROD. PREPRTRS, NES	1 019	365	225
713 INTRNL COMBUS PSTN ENGIN	27 304	122 397	76 275	121 TOBACCO, UNMANUFACTURED	35 591	14 542	9 101
714 ENGINES, MOTORS NON-ELECT	1 602	37 805	23 005	122 TOBACCO, MANUFACTURED	30	103	64
716 ROTATING ELECTRIC PLANT	16 046	40 305	24 963	223 OILSEED (OTH. FIX. VEG. OIL)	202 372	10 612	6 311
718 OTH. POWR. GENRTNG. MACHNRY	1 495	8 814	5 442	231 NATURAL RUBBER, ETC.	3 333	507	317
721 AGRIC. MACHINES, EX. TRACTR	2181	946	580	248 WOOD, SIMPLY WORKED	1 449	235	141
722 TRACTORS	2 494	3 175	2 025	251 PULP AND WASTE PAPER	24 586	9 640	5 890
723 CIVIL ENGINEERING EQUIPT	32 783	36 734	22 767	265 VEGETABLE TEXTILE FIBRES	6 369	1 296	804
724 TEXTILE, LEATHER MACHINES	5 790	33 653	20 870	287 ORE, CONCENTR. BASE METALS	216 290	3 865	2 356
725 PAPER, PULP MILL MACHINES	2 834	9 910	6 074	288 NON-FERROUS WASTE, SCRAP	381	92	60
726 PRINTNG, BOOKBINDNG MACHS	10 465	49 900	30 860	289 PREC. METAL ORES, CONCTRTS		458	294
727 FOOD-PROCESS. MCH. NON DOM	3 738	26 263	16 188	291 CRUDE ANIMAL MATERLS. NES	1 059	348	214
728 OTH. MACH. PTS, SPCL INDUST	32 881	116 807	72 271	292 CRUDE VEG. MATERIALS, NES	6 452	4 662	2 870
731 METAL REMOVAL WORK TOOLS	6 044	27 478	17 116	421 FIXED VEG. FAT, OILS, SOFT	2 817	202	132
733 MACH-TOOLS, METAL-WORKING	7 835	10 529	6 464	422 FIXED VEG. FAT, OILS, OTHER	1 761 290	131 979	82 196
735 PARTS, NES, FOR MACH-TOOLS	2 658	9 540	5 931	431 ANIMAL, VEG. FATS, OILS, NES	87 108	9 221	5 650
737 METALWORKING MACHNRY NES	5 432	6 753	4 207	512 ALCOHOL, PHENOL, ETC. DERIV	65 052	9 326	5 739
741 HEATNG, COOLNG EQUIP, PART				513 CARBOXYLIC ACIDS, DERIVTS	884	194	115
742 PUMPS FOR LIQUIDS, PARTS	6 686	27 779	17 257	522 INORGANIC CHEM. ELEMENTS	25	71	45
743 PUMPS NES, CENTRIFUGS ETC	12 417	50 887	31 445	575 OTH. PLASTIC, PRIMARY FORM	280	144	88
744 MECHANICAL HANDLNG EQUIP	15 345	27 258	16 886	598 MISC. CHEMICAL PRODS. NES	5 784	833	505
745 OTH. NONELEC MCH, TOOL, NES	8 097	43 319	26 621	611 LEATHER	761	4 086	2 567
746 BALL OR ROLLER BEARINGS	37 057	75 998	47 217	634 VENEERS, PLYWOOD, ETC.	23 743	3 197	2 026
747 TAPS, COCKS, VALVES, ETC.	5 552	22 005	13 703	635 WOOD MANUFACTURES, NES	10 101	9 899	6 167
748 TRANSMISSIONS SHAFTS ETC	20 603	52 145	32 539	641 PAPER AND PAPERBOARD	236	110	70
749 NON-ELECT MACH. PARTS, ETC	5 530	17 035	10 513	642 PAPER, PAPERBOARD, CUT ETC	805	1 104	699
751 OFFICE MACHINES	3 577	17 415	10 931	652 COTTON FABRICS, WOVEN	1 297	814	489
752 AUTOMATC. DATA PRDC. EQUIP	946	26 449	16 444	653 FABRICS, MAN-MADE FIBRES	482	478	285
759 PARTS, FOR OFFICE MACHINS	2 650	31 598	19 616	654 OTH. TEXTILE FABRIC, WOVEN	29	85	54
761 TELEVISION RECEIVERS ETC	3 281	10 139	6 297	656 TULLE, LACE, EMBROIDRY, ETC	79	417	259
762 RADIO-BROADCAST RECEIVER	301	5 473	3 340	657 SPECIAL YARN, TXTL. FABRIC	2 977	644	394
763 SOUND RECORDER, PHONOGRPH	158	2 347	1 434	658 TEXTILE ARTICLES NES	4 970	21 525	13 378
764 TELECOMM. EQUIP. PARTS NES	3 883	30 104	18 682	659 FLOOR COVERINGS, ETC.	65	276	176
771 ELECT POWER MACHNY. PARTS	18 676	46 067	28 605	661 LIME, CEMENT, CONSTR. MATRL	83	115	72
772 ELEC. SWITCH. RELAY. CIRCUIT	22 545	163 697	101 476	663 MINERAL MANUFACTURES, NES	1 532	400	260
773 ELECTR DISTRIB. EQPT NES	26 071	35 014	21 981	664 GLASS	85	125	80
774 ELECTRO-MEDCL, XRAY EQUIP	707	9 859	6 063	666 POTTERY	10 329	4 874	3 070
775 DOM. ELEC, NON-ELEC. EQUIPT	5 325	12 655	7 825	667 PEARLS, PRECIOUS STONES			

7 IMPORTS AND EXPORTS (SPECIAL TRADE) BY COUNTRIES OF PRODUCTION AND CONSUMPTION AND BY GROUPS OF THE SITC-REV. III 1990

GROUP DESCRIPTION	DT = 100 KG	1 000 DM	1 000 \$	GROUP DESCRIPTION	DT = 100 KG	1 000 DM	1 000 \$
673 FLAT-ROLLED IRON ETC.	1 831	147	95	562 FERTILIZER, EXCEPT GRP272	3 961	411	254
683 NICKEL	480	604	354	571 POLYMERS OF ETHYLENE	28 620	3 102	1 850
687 TIN	150	167	99	572 POLYMERS OF STYRENE	1 930	510	313
694 NAILS, SCREWS, NUTS, ETC.	2 090	1 719	1 068	573 POLYMERS, VINYL CHLORIDE	12 806	3 012	1 865
696 CUTLERY	258	322	200	574 POLYACETAL, POLYCARBONATE	6 083	1 870	1 162
697 HOUSEHOLD EQUIPMENT, NES	136	651	407	575 OTH. PLASTIC, PRIMARY FORM	34 157	11 248	6 861
699 MANUFACT. BASE METAL, NES	192	416	258	579 PLASTIC WASTE, SCRAP ETC	32 291	1 181	743
712 STEAM TURBINES	14	179	106	581 PLASTIC TUBE, PIPE, HOSE	691	840	517
714 ENGINES, MOTORS NON-ELECT	66	8 379	5 198	582 PLASTIC PLATE, SHEETS, ETC	2 293	3 092	1 900
724 TEXTILE, LEATHER MACHINES	11	553	348	583 MONOFILAMENT OF PLASTICS	292	274	165
728 OTH. MACH. PTS, SPCL INDUST	61	340	208	591 INSECTICIDES, ETC.	5 706	7 117	4 386
737 METALWORKING MACHNRY NES	5	209	124	592 STARCHES, INULIN, ETC.	11 086	1 815	1 138
743 PUMPS NES, CENTRIFUGS ETC	88	67	41	593 EXPLOSIVES, PYROTECHNICS	75	305	182
747 TAPS, COCKS, VALVES, ETC.	11	858	533	597 PREPRD ADDITIVES, LIQUIDS	6 349	2 043	1 248
751 OFFICE MACHINES	48	291	180	598 MISC. CHEMICAL PRODS. NES	34 514	11 814	7 301
752 AUTOMATC. DATA PROC. EQUIP	401	14 183	9 051	600 CPL IND PLANT CHAP 69-76	146	666	408
759 PARTS, FOR OFFICE MACHINES	16	560	351	611 LEATHER	1 672	1 204	752
761 TELEVISION RECEIVERS ETC	585	3 534	2 195	613 FURSKINS, TANNED, DRESSED	5	55	33
762 RADIO-BROADCAST RECEIVER	971	2 401	1 507	621 MATERIALS OF RUBBER	679	1 322	808
763 SOUND RECORDER, PHONOGRPH	18	97	62	625 RUBBER TYRES, TUBES, ETC.	758	572	349
764 TELECOMM. EQUIP. PARTS NES	3 697	8 696	5 487	629 ARTICLES OF RUBBER, NES	752	1 404	845
771 ELECT POWER MACHNRY PARTS	50	816	529	634 VENEERS, PLYWOOD, ETC.	1 915	205	129
772 ELEC. SWITCH, RELAY, CIRCUIT	524	9 152	5 891	641 PAPER AND PAPERBOARD	24 201	5 029	3 071
773 ELECTR. DISTRIBUT. EQPT NES	2 739	4 944	3 055	642 PAPER, PAPERBOARD, CUT ETC	1 950	863	522
776 TRANSISTORS, VALVES, ETC.	3 126	153 294	94 806	651 TEXTILE YARN	1 013	2 776	1 710
778 ELECTRIC. MACH. APPART. NES	1 496	10 260	6 534	652 COTTON FABRICS, WOVEN	787	1 847	1 133
785 CYCLES, MOTORCYCLES ETC.	75	47	30	653 FABRICS, MAN-MADE FIBRES	1 030	3 186	1 985
792 AIRCRAFT, ASSOC'D. EQUIPNT	18	503	300	654 OTH. TEXTILE FABRIC, WOVEN	9	56	34
813 LIGHTING FIXTURES ETC. NES	5 269	9 955	6 249	655 KNIT, CROCHET, FABRIC NES	422	1 838	1 136
821 FURNITURE, CUSHIONS, ETC.	12 228	9 640	5 995	656 TULLE, LACE, EMBROIDRY ETC	81	583	359
831 TRUNK, SUIT-CASES, BAG, ETC	1 453	2 760	1 723	657 SPECIAL YARN, TXTL. FABRIC	1 948	7 168	4 497
841 MENS, BOYS CLOTHING, X-KNIT	13 435	35 564	22 021	658 TEXTILE ARTICLES NES	83	935	584
842 WOMEN, GIRL CLOTHING, XKNIT	17 265	60 498	37 810	659 FLOOR COVERINGS, ETC.	136	70	42
843 MENS, BOYS CLOTHING, KNIT	9 386	20 455	12 476	662 CLAY, REFRCT. CONSTR. MATRL	15 189	2 898	1 819
844 WOMEN, GIRLS CLOTHING, KNIT	7 169	15 875	9 819	663 MINERAL MANUFACTURES, NES	2 178	2 233	1 370
845 OTHR. TEXTILE APPAREL, NES	24 926	70 688	43 770	664 GLASS	2 835	697	434
846 CLOTHING ACCESSRS, FABRIC	1 408	4 554	2 895	665 GLASSWARE	512	677	418
848 CLOTHING, NONTXLT; HEADGEAR	989	2 968	1 890	666 POTTERY	122	467	281
851 FOOTWEAR	6 682	15 123	9 370	667 PEARLS, PRECIOUS STONES	-	-	-
871 OPTICAL INSTRUMENTS, NES	8	328	194	671 PIG IRON, SPIEGELEISN, ETC	1 596	513	314
874 MEASURE, CONTROL INSTRMNT	1 909	29 429	18 233	673 FLAT-ROLLED IRON ETC.	2 304	213	125
884 OPTICAL GOODS NES	3	119	76	674 FLAT-ROLLED PLATED IRON	5 473	745	445
885 WATCHES AND CLOCKS	72	2 520	1 591	675 FLAT-ROLLED, ALLOY STEEL	8 106	2 760	1 753
892 PRINTED MATTER	2 170	270	168	676 IRON, STL, BAR, SHAPES ETC.	6 829	1 498	924
893 ARTICLES, NES, OF PLASTICS	2 201	650	412	677 RAILWAY TRACK IRON, STEEL	742	402	238
894 BABY CARRIAGE, TOYS, GAMES	4 691	8 443	5 358	678 WIRE OF IRON OR STEEL	331	182	109
896 WORKS OF ART, ANTIQUE ETC	29	178	115	679 TUBES, PIPES, ETC. IRON, STL	16 904	3 015	1 877
897 GOLD, SILVERWARE, JEWEL NES	618	3 841	2 361	681 SILVER, PLATINUM, ETC.	11	319	196
898 MUSICAL INSTRUMENTS, ETC.	243	1 966	1 210	682 COPPER	1 100	1 410	900
899 MISC MANUFCTRD GOODS NES	12 528	16 654	10 340	683 NICKEL	44	167	107
971 GOLD, NONMONTRY EXCL DRES	29	10 914	6 749	684 ALUMINIUM	5 142	3 509	2 150
EXPORTS	1 171 290	971 092	599 299	691 METALLIC STRUCTURES NES	402	246	153
001 LIVE ANIMALS	6	140	86	692 CONTAINERS, STORAGE, TRNSP	125	215	128
011 BOVINE MEAT	12 385	1 850	1 136	693 WIRE PRODUCTS EXCL. ELECT	682	701	429
022 MILK AND CREAM	53 427	17 815	10 899	694 NAILS, SCREWS, NUTS, ETC.	251	332	204
025 EGGS, BIRDS, YOLKS, ALBUMIN	74	127	79	695 TOOLS	1 688	4 786	2 898
054 VEGETABLES	205	94	59	696 CUTLERY	88	472	285
056 VEGETABLES, PRPD, PRSD, NES	252	91	53	697 HOUSEHOLD EQUIPMENT, NES	273	552	337
061 SUGARS, MOLASSES, HONEY	171 264	7 285	4 487	699 MANUFACT. BASE METAL, NES	8 884	9 290	5 807
073 CHOCOLATE, OTH. COCOA PREP	175	112	70	700 CPL IND PLANT (84/85/87)	499	4 153	2 494
081 ANIMAL FEED STUFF	1 912	749	466	711 STEAM GENER. BOILERS, ETC.	1 868	2 470	1 479
098 EDIBLE PROD. PREPRTNS, NES	2 418	1 548	978	712 STEAM TURBINES	397	6 038	3 633
111 NON-ALCOHOL. BEVERAGE, NES	438	49	30	713 INTRNL COMBUS PSTN ENGIN	1 410	3 153	1 930
112 ALCOHOLIC BEVERAGES	517	165	97	714 ENGINES, MOTORS NON-ELECT	527	69 471	42 610
211 HIDES, SKINS (EX. FURS), RAW	512	615	388	716 ROTATING ELECTRIC PLANT	794	2 881	1 794
231 NATURAL RUBBER, ETC.	534	186	113	718 OTH. POWR. GENRTNG. MACHNRY	18	163	100
232 SYNTHETIC RUBBER, ETC.	10 460	3 124	1 948	721 AGRIC. MACHINES, EX. TRACTR	213	363	233
248 WOOD, SIMPLY WORKED	3 549	332	208	722 TRACTORS	300	414	266
251 PULP AND WASTE PAPER	55 433	620	385	723 CIVIL ENGINEERING EQUIPT	2 091	2 169	1 332
265 VEGETABLE TEXTILE FIBRES	478	113	72	724 TEXTILE, LEATHER MACHINES	15 552	51 491	31 443
266 SYNTHETIC FIBRES	769	185	121	725 PAPER, PULP MILL MACHINES	1 754	8 248	5 101
273 STONE, SAND AND GRAVEL	39 641	966	589	726 PRINTNG, BOOKBINDNG MACHS	2 151	7 309	4 418
278 OTHER CRUDE MINERALS	149 889	1 970	1 210	727 FOOD-PROCESS. MCH. NON DOM	2 313	11 918	7 224
285 ALUMINIUM ORE, CONCTR. ETC	342	65	39	728 OTH. MACH. PTS, SPCL INDUST	13 759	40 562	24 994
291 CRUDE ANIMAL MATERLS. NES	128	135	79	731 METAL REMOVAL WORK TOOLS	587	1 238	786
292 CRUDE VEG. MATERIALS, NES	416	729	455	733 MACH-TOOLS, METAL-WORKING	936	3 146	1 916
334 PETROLEUM PRODUCTS	13 922	1 985	1 214	735 PARTS, NES, FOR MACH-TOOLS	120	680	423
335 RESIDUAL PETROL. PRODUCTS	1 193	210	133	737 METALWORKING MACHNRY NES	1 273	2 664	1 709
431 ANIMAL, VEG. FATS, OILS, NES	2 592	423	259	741 HEATING, COOLNG EQUIP, PART	-	-	-
511 HYDROCARBONS, NES, DERIVTS	7 688	1 746	1 082	742 PUMPS FOR LIQUIDS, PARTS	719	6 170	3 892
512 ALCOHOL, PHENOL, ETC. DERIV	11 468	1 617	996	743 PUMPS NES, CENTRIFUGS ETC	1 185	8 365	5 113
513 CARBOXYLIC ACIDS, DERIVTS	21 437	4 980	3 053	744 MECHANICAL HANDLING EQUIP	7 572	19 246	12 157
514 NITROGEN-FUNCT. COMPOUNDS	14 605	6 668	4 062	745 OTH. NONELEC MCH, TOOL, NES	5 447	31 569	19 346
515 ORGANO-INORGANIC COMPNDS	5 787	8 865	5 450	746 BALL OR ROLLER BEARINGS	114	494	306
516 OTHER ORGANIC CHEMICALS	4 139	5 017	3 108	747 TAPS, COCKS, VALVES, ETC.	553	2 385	1 473
522 INORGANIC CHEM. ELEMENTS	28 227	6 204	3 823	748 TRANSMISSIONS SHAFTS ETC	869	2 843	1 727
523 METAL. SALTS, INORGAN. ACID	60 103	6 334	3 899	749 NON-ELECT MACH. PARTS, ETC	487	2 436	1 511
524 OTHER CHEMICAL COMPOUNDS	766	534	324	751 OFFICE MACHINES	1 293	13 382	8 154
525 RADIO-ACTIVE MATERIALS	1	140	84	752 AUTOMATC. DATA PROC. EQUIP	202	3 545	2 160
531 SYNTH. COLOURS, LAKES, ETC.	4 291	11 219	6 863	759 PARTS, FOR OFFICE MACHINES	319	2 330	1 428
532 DYEING, TANNING MATERIALS	4 927	799	491	764 TELECOMM. EQUIP. PARTS NES	5 317	101 968	63 491
533 PIGMENTS, PAINTS, ETC.	5 245	3 174	1 949	771 ELECT POWER MACHNRY PARTS	8 196	9 597	6 014
541 MEDICINES, ETC. EXC. GRP542	4 331	13 407	8 250	772 ELEC. SWITCH, RELAY, CIRCUIT	2 520	11 578	7 231
542 MEDICAMENTS	1 626	19 906	12 320	773 ELECTR. DISTRIBUT. EQPT NES	11 155	13 656	8 598
551 ESSENTL. OIL, PERFUME, FLAVR	1 721	3 341	2 063	774 ELECTRO-MEDCL, XRAY EQUIP	54	836	514
553 PERFUMERY, COSMETICS, ETC.	166	412	261	775 DOM. ELEC. NON-ELEC. EQUIPT	449	612	378
554 SOAP, CLEANERS, POLISH, ETC	10 777	2 823	1 748	776 TRANSISTORS, VALVES, ETC.	1 905	112 553	69 811
				778 ELECTRIC. MACH. APPART. NES	8 592	12 366	7 574
				781 PASS. MOTOR VEHCLS. EX. BUS	4 924	16 184	9 835

7 IMPORTS AND EXPORTS (SPECIAL TRADE) BY COUNTRIES OF PRODUCTION AND CONSUMPTION AND BY GROUPS OF THE SITC-REV. III 1990

GROUP DESCRIPTION	DT = 100 KG	1 000 DM	1 000 \$	GROUP DESCRIPTION	DT = 100 KG	1 000 DM	1 000 \$
782 GOODS, SPCL. TRANSPORT VEH	1 317	1 584	939	001 LIVE ANIMALS	20	402	244
783 ROAD MOTOR VEHICLES NES	3 351	4 372	2 634	012 OTHER MEAT, MEAT OFFAL	6 435	2 457	1 563
784 PARTS, TRACTORS, MOTOR VEH	10 091	19 301	11 923	025 EGGS, BTDRS, YOLKS, ALBUMIN	62	51	30
785 CYCLES, MOTORCYCLES ETC.	27	76	45	034 FISH, FRESH, CHILLED, FROZEN	77 896	20 533	12 754
786 TRAILERS, SEMI-TRAILER, ETC	1 269	600	371	036 CRUSTACEANS, MOLLUSCS ETC	7 715	11 854	7 305
791 RAILWAY VEHICLES, EQUIPNT	355	1 472	919	037 FISH ETC. PREPD, PRSVD. NES	592	1 715	1 089
792 AIRCRAFT, ASSOCTD. EQUIPNT	17	1 927	1 171	042 RICE	11 092	946	589
811 PREFABRICATED BUILDINGS	339	296	175	045 OTHER CEREALS, UNMILLED	25 355	2 828	1 750
812 PLUMBING, SANITRY, EQPT. ETC	99	122	78	048 OTHER CEREAL MEAL, FLOURS	516	63	38
813 LIGHTING FIXTURES ETC. NES	78	322	201	049 CEREAL PREPARATIONS	3 104	583	365
821 FURNITURE, CUSHIONS, ETC.	5 840	8 450	5 543	054 VEGETABLES	252 185	46 888	29 078
831 TRUNK, SUIT-CASES, BAG, ETC	18	1 090	682	056 VEGETABLES, PRPD, PRSVD, NES	834 179	221 836	138 332
842 WOMEN, GIRL CLOTHING, XKNIT	4	129	78	057 FRUIT, NUTS EXCL. OIL NUTS	16 788	6 604	4 135
845 OTHR. TEXTILE APPAREL, NES	55	115	69	058 FRUIT, PRESERVED, PREPARED	134 293	25 470	15 891
846 CLOTHING ACCESSRS, FABRIC	113	371	230	059 FRUIT, VEGETABLE JUICES	1 356	1 268	823
848 CLOTHING, NONTEXTL; HEADGEAR	8	121	69	061 SUGARS, MOLASSES, HONEY	16 086	3 117	1 956
851 FOOTWEAR	22	85	52	062 SUGAR CONFECTIONERY	413	115	75
871 OPTICAL INSTRUMENTS, NES	16	458	280	072 COCOA	2 487	1 511	953
872 MEDICAL INSTRUMENTS NES	245	2 663	1 617	073 CHOCOLATE, OTH. COCOA PREP	520	271	159
873 METERS, COUNTERS, NES	192	392	247	074 TEA AND MATE	25 888	13 382	8 278
874 MEASURE, CONTROL INSTRMNT	2 086	33 837	20 974	075 SPICES	28 452	6 611	4 087
881 PHOTOGRAPH APPAR. ETC. NES	96	577	363	081 ANIMAL FEED STUFF	15 845	2 799	1 749
882 PHOTO. CINEMATOGRPH. SUPPL	9 596	11 930	7 324	098 EDIBLE PROD. PREPRTNS, NES	17 089	4 258	2 653
884 OPTICAL GOODS NES	2	269	170	112 ALCOHOLIC BEVERAGES	3 321	1 314	823
885 WATCHES AND CLOCKS	11	130	78	121 TOBACCO, UNMANUFACTURED	9 896	4 031	2 571
891 ARMS AND AMMUNITION	87	461	281	211 HIDES, SKINS (EX. FURS), RAW	1 182	1 868	1 147
892 PRINTED MATTER	538	983	602	212 FURSKINS, RAW	86	1 129	682
893 ARTICLES, NES, OF PLASTICS	1 583	1 912	1 186	222 OILSEED (SPT. FIX VEG. OIL)	253 142	35 137	22 622
894 BABY CARRIAGE, TOYS, GAMES	73	276	167	223 OILSEED (OTH. FIX. VEG. OIL)	288 202	24 249	14 972
895 OFFICE, STATIONERY SUPPLS	893	3 802	2 325	232 SYNTHETIC RUBBER, ETC.	17 893	2 822	1 757
897 GOLD, SILVERWARE, JEWEL NES	1	1 054	652	248 WOOD, SIMPLY WORKED	5 725	944	598
898 MUSICAL INSTRUMENTS, ETC.	99	386	236	251 PULP AND WASTE PAPER	4 904	844	523
899 MISC MANUFCTRD GOODS NES	377	2 350	1 447	261 SILK	13 323	81 683	49 467
951 COIN NONGOLD NONCURRENT	168	147	94	263 COTTON	1 308	251	162
971 GOLD, NONMONTY EXCL DRES	2	3 459	2 088	264 JUTE, OTH. TEXTL. BAST FIBR	2 000	194	115
				265 VEGETABLE TEXTILE FIBRES	562	290	180
MONGOLIA				266 SYNTHETIC FIBRES	344	102	60
IMPORTS	4 953	4 033	2 435	268 WOOL, OTHER ANIMAL HAIR	6 918	19 970	12 264
212 FURSKINS, RAW	4	149	88	273 STONE, SAND AND GRAVEL	6 671	180	113
268 WOOL, OTHER ANIMAL HAIR	2 290	2 577	1 544	277 NATURAL ABRASIVES, NES	3 000	230	138
287 ORE, CONCENTR. BASE METALS	1 190	396	237	278 OTHER CRUDE MINERALS	3 155 113	69 171	42 795
291 CRUDE ANIMAL MATERLS, NES	291	355	221	281 IRON ORE, CONCENTRATES	19 661	98	58
899 MISC MANUFCTRD GOODS NES	7	284	181	285 ALUMINIUM ORE, CONCTR. ETC	2 015 530	38 266	23 737
EXPORTS	57 785	21 692	13 224	287 ORE, CONCENTR. BASE METALS	6 668	2 807	1 706
023 BUTTER, OTHER FAT OF MILK	4 000	920	619	288 NON-FERROUS WASTE, SCRAP	13 850	2 567	1 593
232 SYNTHETIC RUBBER, ETC.	130	58	34	291 CRUDE ANIMAL MATERLS, NES	196 736	144 813	89 866
421 FIXED VEG. FAT, OILS, SOFT	40 613	6 276	3 809	292 CRUDE VEG. MATERIALS, NES	71 765	23 421	14 504
511 HYDROCARBONS, NES, DERIVTS	3 010	226	139	321 COAL, NOT AGGLOMERATED	81 592	1 005	595
516 OTHER ORGANIC CHEMICALS	22	50	30	325 COKE, SEMI-COKE, RET. CARBN	102 736	2 021	1 226
531 SYNTH. COLOURS, LAKES, ETC.	20	77	45	335 RESIDUAL PETROL. PRODUCTS	25 794	2 368	1 538
532 DYEING, TANNING MATERIALS	559	165	102	421 FIXED VEG. FAT, OILS, SOFT	32 211	4 774	3 076
541 MEDICINES, ETC. EXC. GRP542	22	107	64	432 FIXED VEG. FAT, OILS, OTHER	5 417	1 259	799
554 SOAP, CLEANERS, POLISH, ETC	1 305	333	198	431 ANIMAL, VEG. FATS, OILS, NES	10 297	4 051	2 499
575 OTH. PLASTIC, PRIMARY FORM	2 112	692	418	511 HYDROCARBONS, NES, DERIVTS	1 856	1 354	810
591 INSECTICIDES, ETC.	95	152	90	512 ALCOHOL, PHENOL, ETC. DERIV	12 315	16 882	10 445
598 MISC. CHEMICAL PRODS, NES	404	259	155	513 CARBOXYLIC ACIDS, DERIVTS	60 465	21 654	13 374
635 WOOD MANUFACTURES, NES	79	480	288	514 NITROGEN-FUNCT. COMPOUNDS	14 539	11 119	6 851
651 TEXTILE YARN	25	128	81	515 ORGANIC-INORGANIC COMPNDS	47 107	58 817	36 408
657 SPECIAL YARN, TEXTL. FABRIC	242	865	516	516 OTHER ORGANIC CHEMICALS	8 965	6 433	4 018
658 TEXTILE ARTICLES NES	24	116	69	522 INORGANIC CHEM. ELEMENTS	157 540	32 933	20 243
659 FLOOR COVERINGS, ETC.	269	382	229	523 METAL, SALTS, INORGAN. ACID	97 744	8 501	5 237
662 CLAY, REFRCT. CONSTR. MATRL	1 486	230	144	524 OTHER CHEMICAL COMPOUNDS	147 983	20 203	12 631
663 MINERAL MANUFACTURES, NES	32	56	33	525 RADIO-ACTIVE MATERIALS	1 412	23 811	15 244
691 METALLIC STRUCTURES NES	470	538	329	531 SYNTH. COLOURS, LAKES, ETC.	1 939	1 628	1 011
695 TOOLS	22	105	64	532 DYEING, TANNING MATERIALS	17	306	181
699 MANUFACT. BASE METAL, NES	31	189	112	533 PIGMENTS, PAINTS, ETC.	47 203	4 075	2 521
724 TEXTILE, LEATHER MACHINES	326	1 881	1 149	541 MEDICAMENTS	36 193	120 997	74 847
726 PRINTNG, BOOKBINDNG MACHS	2	47	30	542 ESSENTL. OIL, PERFUME, FLAVR	101	190	115
727 FOOD-PROCESS. MCH. NON DOM	122	1 312	778	551 ESSENTL. OIL, PERFUME, FLAVR	10 873	12 850	7 914
728 OTH. MACH. PTS, SPCL. INDUST	109	861	529	552 PERFUMERY, COSMETICS, ETC.	1 954	2 751	1 703
741 HEATING, COOLING EQUIP, PART	-	-	-	554 SOAP, CLEANERS, POLISH, ETC	119	53	32
742 PUMPS FOR LIQUIDS, PARTS	26	51	31	562 FERTILIZER, EXCEPT GRP272	901	92	58
743 PUMPS NES, CENTRIFUGS ETC	13	119	71	571 POLYMERS OF ETHYLENE	1 940	436	264
744 MECHANICAL HANDLING EQUIP	165	300	187	573 POLYMERS, VINYL CHLORIDE	1 347	1 854	1 116
745 OTH. NONELEC. MCH. TOOL, NES	7	95	57	575 OTH. PLASTIC, PRIMARY FORM	-	-	-
752 AUTOMATC. DATA PROC. EQUIP	21	278	187	581 PLASTIC TUBE, PIPE, HOSE	313	251	160
763 SOUND RECORDER, PHONOGRPH	3	51	34	582 PLASTIC PLATE, SHEETS, ETC	6 816	3 090	1 934
774 ELECTRO-MEDCL. XRAY EQUIP	7	139	83	591 INSECTICIDES, ETC.	715	671	405
775 DOM. ELEC. NON-ELEC. EQUIPT	92	312	204	592 STARCHES, INULIN, ETC.	7 494	1 313	814
778 ELECTRIC. MACH. APPART. NES	4	73	44	593 EXPLOSIVES, PYROTECHNICS	136 281	48 866	31 184
781 PASS. MOTOR VEHCLS. EX. BUS	288	850	512	597 PREPD ADDITIVES, LIQUIDS	265	97	58
813 LIGHTING FIXTURES ETC. NES	49	268	157	598 MISC. CHEMICAL PRODS, NES	293 820	30 658	18 896
821 FURNITURE, CUSHIONS, ETC.	74	427	261	611 LEATHER	1 787	3 202	2 000
845 CLOTHING ACCESSRS, FABRIC	15	95	57	612 MANUFACT. LEATHER ETC. NES	471	281	174
848 CLOTHNG, NONTEXTL; HEADGEAR	21	83	47	613 FURSKINS, TANNED, DRESSED	401	1 766	1 082
871 OPTICAL INSTRUMENTS, NES	2	198	118	621 MATERIALS OF RUBBER	164	193	123
872 MEDICAL INSTRUMENTS NES	22	301	192	625 RUBBER TYRES, TUBES, ETC.	3 324	1 686	1 042
881 PHOTOGRAPH APPAR. ETC. NES	12	53	30	629 ARTICLES OF RUBBER, NES	1 369	894	555
882 PHOTO. CINEMATOGRPH. SUPPL	36	89	53	633 CORK MANUFACTURES	325	553	351
893 ARTICLES, NES, OF PLASTICS	125	503	304	634 VENEERS, PLYWOOD, ETC.	639	202	123
899 MISC MANUFCTRD GOODS NES				635 WOOD MANUFACTURES, NES	118 263	50 481	31 732
CHINA				641 PAPER AND PAPERBOARD	982	740	457
IMPORTS	14 095 626	7 660 328	4 781 093	642 PAPER, PAPERBOARD, CUT ETC	34 975	20 677	12 884
				651 TEXTILE YARN	20 853	17 154	10 510
				652 COTTON FABRICS, WOVEN	67 056	46 395	28 554
				653 FABRICS, MAN-MADE FIBRES	34 751	30 022	18 600
				654 OTH. TEXTILE FABRIC, WOVEN	10 553	138 344	85 473
				655 KNIT, CROCHET, FABRIC NES	219	1 297	788
				656 TULLE, LACE, EMBROIDRY, ETC	759	5 575	3 508

7 IMPORTS AND EXPORTS (SPECIAL TRADE) BY COUNTRIES OF PRODUCTION AND CONSUMPTION AND BY GROUPS OF THE SITC-REV. III 1980

GROUP DESCRIPTION	DT = 100 KG	1 000 DM	1 000 \$	GROUP DESCRIPTION	DT = 100 KG	1 000 DM	1 000 \$
657 SPECIAL YARN, TXTL. FABRIC	1 726	2 442	1 510	EXPORTS	7 645 036	3 878 853	2 405 717
658 TEXTILE ARTICLES NES	170 754	147 932	91 424	001 LIVE ANIMALS	587	652	422
659 FLOOR COVERINGS, ETC.	52 863	124 067	77 246	022 MILK AND CREAM	44 115	11 450	6 957
661 LIME, CEMENT, CONSTR. MATRL	107 493	4 237	2 650	041 WHEAT, MESLIN, UNMILLED	200 000	5 148	9 280
663 MINERAL MANUFACTURES, NES	4 524	1 423	888	056 VEGETABLES, PRPD, PRSD, NES	334	63	41
664 GLASS	8 409	4 275	2 668	071 COFFEE, COFFEE SUBSTITUTE	90	205	122
665 GLASSWARE	24 043	9 179	5 756	073 CHOCOLATE, OTH. COCOA PREP	614	238	146
666 POTTERY	140 298	40 167	25 268	081 ANIMAL FEED STUFF	13 203	2 438	1 493
667 PEARLS, PRECIOUS STONES	-	-	-	098 EDIBLE PROD. PREPRTNS, NES	49	91	56
671 PIG IRON, SPIEGELEISN, ETC	125 351	21 935	13 712	211 HIDES, SKINS (EX. FURS), RAW	765	200	122
676 IRON, STL. BAR, SHAPES ETC.	225	116	77	232 SYNTHETIC RUBBER, ETC.	4 588	1 649	1 022
678 WIRE OF IRON OR STEEL	32 659	3 540	2 175	266 SYNTHETIC FIBRES	52 231	10 635	6 624
679 TUBES, PIPES, ETC. IRON, STL	13 727	2 201	1 366	267 OTHER MAN-MADE FIBRES	14 421	12 397	7 610
681 SILVER, PLATINUM, ETC.	-	1 052	623	268 WOOL, OTHER ANIMAL HAIR	10 792	12 988	8 326
682 COPPER	799	512	308	278 OTHER CRUDE MINERALS	2 293	261	157
684 ALUMINIUM	235	95	60	287 ORE, CONCENTR. BASE METALS	1 048	416	247
686 ZINC	1 000	188	126	288 NON-FERROUS WASTE, SCRAP	2 006	211	126
687 TIN	6 709	8 241	5 015	291 CRUDE ANIMAL MATERIALS, NES	1 677	1 738	1 068
689 MISC. NON-FERR. BASE METAL	57 899	16 360	10 266	292 CRUDE VEG. MATERIALS, NES	731	427	272
691 METALLIC STRUCTURES NES	122	66	44	293 PETROLEUM PRODUCTS	5 800	1 452	902
692 CONTAINERS, STORAGE, TRNSP	1 262	422	263	335 RESIDUAL PETROL. PRODUCTS	9 186	1 620	1 060
693 WIRE PRODUCTS EXCL. ELECT	72 013	16 387	10 272	421 FIXED VEG. FAT, OILS, SOFT	1 440 686	100 529	61 715
694 NAILS, SCREWS, NUTS, ETC.	239 314	38 506	23 921	431 ANIMAL, VEG. FATS, OILS, NES	1 357	307	192
695 TOOLS	217 879	82 168	51 206	511 HYDROCARBONS, NES, DERIVTS	222 594	24 095	14 781
696 CUTLERY	32 550	38 710	24 260	512 ALCOHOL, PHENOL, ETC. DERIV	87 838	25 650	15 738
697 HOUSEHOLD EQUIPMENT, NES	86 671	44 483	27 695	513 CARBOXYLIC ACIDS, DERIVTS	99 266	14 321	8 850
699 MANUFACTS. BASE METAL, NES	183 723	50 070	31 017	514 NITROGEN-FUNCT. COMPOUNDS	133 420	45 919	28 837
713 INTRNL COMBUS PSTN ENGIN	232	202	122	515 ORGANO-INORGANIC COMPOUNDS	27 775	19 802	12 327
716 ROTATING ELECTRIC PLANT	34 133	50 871	31 589	516 OTHER ORGANIC CHEMICALS	5 941	3 128	1 914
721 AGRIC. MACHINES, EX. TRACTR	3 574	938	586	522 INORGANIC CHEM. ELEMENTS	38 413	7 503	4 578
723 CIVIL ENGINEERING EQUIPT	2 881	774	477	523 METAL. SALTS, INORGAN. ACID	14 383	2 469	1 549
724 TEXTILE, LEATHER MACHINES	487	412	254	524 OTHER CHEMICAL COMPOUNDS	21 274	2 842	1 815
726 PRINTING, BOOKBINDING MACHS	1 449	1 062	645	525 RADIO-ACTIVE MATERIALS	-	699	435
728 OTH. MACH. PTS, SPCL INDUST	3 104	1 461	917	531 SYNTH. COLOURS, LAKES, ETC.	2 015	8 235	5 100
731 METAL REMOVAL WORK TOOLS	52 436	27 251	16 927	532 DYEING, TANNING MATERIALS	3 686	912	559
733 MACH-TOOLS, METAL-WORKING	436	250	168	533 PIGMENTS, PAINTS, ETC.	10 532	7 676	4 796
735 PARTS, NES, FOR MACH-TOOLS	5 102	5 160	3 222	541 MEDICINES, ETC. EXC. GRP542	1 417	12 012	7 412
737 METALWORKING MACHNRY NES	1 884	2 316	1 407	542 MEDICAMENTS	48 857	28 493	17 469
741 HEATING, COOLING EQUIP, PART	1 476	2 636	1 600	551 ESSNTL. OIL, PERFUME, FLAVR	325	1 355	863
742 PUMPS FOR LIQUIDS, PARTS	8 430	1 845	1 122	553 PERFUMERY, COSMETICS, ETC.	97	70	45
743 PUMPS NES, CENTRIFUGS ETC	13 743	8 755	5 390	554 SOAP, CLEANERS, POLISH, ETC	33 872	8 569	5 269
744 MECHANICAL HANDLING EQUIP	21 875	6 328	3 939	555 FERTILIZER, EXCEPT GRP272	1 737 300	52 896	32 592
745 OTH. NONELEC MCH, TOOL, NES	2 185	4 889	3 054	571 POLYMERS OF ETHYLENE	180 686	21 990	13 437
746 BALL OR ROLLER BEARINGS	28 188	29 415	18 364	572 POLYMERS OF STYRENE	41 343	8 547	5 327
747 TAPS, COCKS, VALVES, ETC.	6 925	2 252	1 382	573 POLYMERS, VINYL CHLORIDE	20 091	5 352	3 351
748 TRANSMISSIONS SHAFTS ETC	68 551	26 490	15 376	574 POLYACETAL, POLYCARBONATE	24 047	6 224	3 749
749 NON-ELECT MACH. PARTS, ETC	471	286	177	575 OTH. PLASTIC, PRIMARY FORM	31 779	16 327	10 251
751 OFFICE MACHINES	10 387	47 784	30 161	579 PLASTIC WASTE, SCRAP ETC	1 074	422	263
752 AUTOMATC. DATA PROC. EQUIP	1 950	10 833	6 697	581 PLASTIC TUBE, PIPE, HOSE	8 725	4 424	2 625
759 PARTS, FOR OFFICE MACHINS	931	3 307	2 145	582 PLASTIC PLATE, SHEETS, ETC	4 509	4 473	2 763
761 TELEVISION RECEIVERS ETC	103 422	169 456	107 080	583 MONOFILAMENT OF PLASTICS	122	244	146
762 RADIO-BROADCAST RECEIVER	243 521	430 456	269 407	591 INSECTICIDES, ETC.	2 538	2 870	1 748
763 SOUND RECORDER, PHONOGRPH	29 094	79 927	50 289	592 STARCHES, INULIN, ETC.	405	404	250
764 ELECTCOMM. EQUIP, PARTS NES	34 127	68 729	43 296	597 PREPRED ADDITIVES, LIQUIDS	4 910	1 967	1 218
771 ELECT POWER MACHNRY, PARTS	14 764	17 186	10 745	598 MISC. CHEMICAL PRODTS, NES	34 307	17 987	11 070
772 ELEC. SWITCH, RELAY, CIRCUIT	6 507	14 432	9 062	600 CPL IND PLANT CHAP 69-76	48 320	33 354	21 045
773 ELECTR DISTRIB. EQPT NES	7 790	7 504	4 742	611 LEATHER	1 004	1 841	1 137
774 ELECTRO-MEDCL. XRAY EQUIP	5	64	43	619 FURSKINS, TANNED, DRESSED	41	120	72
775 DOM. ELEC. NON-ELEC. EQUIPT	52 297	82 598	52 110	621 MATERIALS OF RUBBER	430	902	555
776 TRANSISTORS, VALVES, ETC.	1 407	6 794	4 310	625 RUBBER TYRES, TUBES, ETC.	123	151	94
778 ELECTRIC MACH. APPART, NES	20 473	32 028	20 066	629 ARTICLES OF RUBBER, NES	452	2 653	1 652
781 PASS. MOTOR VEHCLS, EX. BUS	10 951	2 190	1 112	634 VENEERS, PLYWOOD, ETC.	200	115	75
784 PARTS, TRACTORS, MOTOR VEH	10 951	2 238	1 398	635 WOOD MANUFACTURES, NES	1 226	425	265
785 CYCLES, MOTORCYCLES ETC.	35 205	33 976	21 084	641 PAPER AND PAPERBOARD	180 537	29 528	18 509
786 TRAILERS, SEMI-TRAILR, ETC	15 015	3 420	2 188	642 PAPER, PAPERBOARD, CUT ETC	6 472	2 741	1 728
792 AIRCRAFT, ASSOC'D. EQUIPNT	1	101	63	651 TEXTILE YARN	2 906	3 873	2 454
793 SHIP, BOAT, FLOAT, STRUCTRS	38 526	3 102	1 984	652 COTTON FABRICS, WOVEN	634	2 870	1 757
813 LIGHTING FIXTURES ETC, NES	39 174	42 703	27 050	653 FABRICS, MAN-MADE FIBRES	1 773	7 025	4 286
821 FURNITURE, CUSHIONS, ETC.	72 966	50 467	31 049	654 OTH. TEXTILE FABRIC, WOVEN	2 143	2 744	1 676
831 TRUNK, SUIT-CASES, BAG, ETC	229 361	347 667	217 533	655 KNIT, CROCHET, FABRIC NES	555	2 077	1 255
841 MENS, BOYS CLOTHING, X-KNIT	163 717	674 353	422 735	656 TULLE, LACE, EMBROIDRY, ETC	104	595	373
842 WOMEN, GIRL CLOTHING, XKNIT	171 837	786 932	489 411	657 SPECIAL YARN, TXTL. FABRIC	6 807	15 571	9 557
843 MENS, BOYS CLOTHING, KNIT	36 272	73 217	45 899	658 TEXTILE ARTICLES NES	219	572	363
844 WOMEN, GIRLS CLOTHING, KNIT	32 674	73 906	46 277	659 FLOOR COVERINGS, ETC.	330	579	369
845 OTHR. TEXTILE APPAREL, NES	117 169	366 922	229 351	661 LIME, CEMENT, CONSTR. MATRL	1 398	248	157
846 CLOTHING ACCESSRS, FABRIC	24 010	59 654	37 169	662 CLAY, REFRACT. CONSTR. MATRL	17 059	4 084	2 443
848 CLOTHING, NONTXL; HEADGEAR	141 988	194 123	120 942	663 MINERAL MANUFACTURES, NES	5 413	8 099	5 039
851 FOOTWEAR	145 337	176 186	109 965	664 GLASS	4 292	3 552	2 192
871 OPTICAL INSTRUMENTS, NES	1 689	6 307	4 039	665 GLASSWARE	2 536	804	489
872 MEDICAL INSTRUMENTS NES	5 440	7 179	4 624	666 POTTERY	72	551	365
873 METERS, COUNTERS, NES	612	11 416	7 099	667 PEARLS, PRECIOUS STONES	-	-	-
874 MEASURE, CONTROL INSTRMNT	3 899	18 007	11 292	671 PIG IRON, SPIEGELEISN, ETC	381	429	255
881 PHOTOGRAPH APPAR. ETC, NES	3 650	15 436	9 690	673 FLAT-ROLLED IRON ETC.	234 529	26 643	16 015
882 PHOTO. CINEMATOGRPH. SUPPL	227	877	532	674 FLAT-ROLLED PLATED IRON	27 267	3 836	2 436
884 OPTICAL GOODS NES	1 427	7 425	4 657	675 FLAT-ROLLED, ALLOY STEEL	110 288	26 781	16 361
885 WATCHES AND CLOCKS	17 079	80 580	50 358	676 IRON, STL. BAR, SHAPES ETC.	79 117	9 258	5 826
891 ARMS AND AMMUNITION	1 356	967	608	678 WIRE OF IRON OR STEEL	10 992	2 529	1 641
892 PRINTED MATTER	6 991	6 111	3 881	679 TUBES, PIPES, ETC. IRON, STL	1 038 119	143 188	87 677
893 ARTICLES, NES, OF PLASTICS	219 322	102 501	64 071	681 SILVER, PLATINUM, ETC.	-	157	103
894 BABY CARRIAGE, TOYS, GAMES	499 776	602 704	378 377	682 COPPER	1 715	4 155	2 561
895 OFFICE, STATIONERY SUPPLS	7 390	5 181	3 235	683 NICKEL	63	111	73
896 WORKS OF ART, ANTIQUE ETC	505	1 851	1 143	684 ALUMINIUM	10 502	8 097	5 001
897 GOLD, SILVERWARE, JEWEL NES	2 152	26 378	16 822	689 MISC. NON-FERR. BASE METAL	22	194	118
898 MUSICAL INSTRUMENTS, ETC.	73 085	86 790	54 200	691 METALLIC STRUCTURES NES	7 666	8 070	4 908
899 MISC MANUFCTRD GOODS NES	351 199	321 730	200 370	692 CONTAINERS, STORAGE, TRNSP	3 723	2 731	1 701
961 COIN NONGOLD NONCURRENT	69	5 743	3 530	693 WIRE PRODUCTS EXCL. ELECT	1 607	858	523
971 GOLD, NONMONEY EXCL DRES	-	50	32	694 NAILS, SCREWS, NUTS, ETC.	1 442	1 777	1 102
972 MONETARY GOLD, GOLD COINS	1	6 987	4 235	695 TOOLS	866	5 219	3 225

7 IMPORTS AND EXPORTS (SPECIAL TRADE) BY COUNTRIES OF PRODUCTION AND CONSUMPTION AND BY GROUPS OF THE SITC-REV. III 1990

GROUP DESCRIPTION	DT = 100 KG	1 000 DM	1 000 \$	GROUP DESCRIPTION	DT = 100 KG	1 000 DM	1 000 \$
696 CUTLERY	137	584	344	728 OTH. MACH. PTS. SPCL INDUST	12	664	393
697 HOUSEHOLD EQUIPMENT, NES	220	312	185	731 METAL REMOVAL WORK TOOLS	254	84	56
699 MANUFACT. BASE METAL, NES	11 247	9 074	5 597	751 OFFICE MACHINES	169	596	366
700 CPL IND PLANT (84/85/87)	78 834	278 145	175 497	752 AUTOMAT. DATA PROC. EQUIP	16	58	41
711 STEAM GENER. BOILERS, ETC.	2 577	6 017	3 725	759 PARTS, FOR OFFICE MACHINES	31	554	367
712 STEAM TURBINES	960	6 670	4 122	761 TELEVISION RECEIVERS ETC	134	320	198
713 INTRNL COMBUS PSTN ENGIN	29 103	125 286	78 167	762 RADIO-BROADCAST RECEIVER	19	77	47
716 ROTATING ELECTRIC PLANT	36 866	88 851	54 093	764 TELECOMM. EQUIP. PARTS NES	127	192	120
718 OTH. POWER GENERATING MACHNRY	2 197	5 152	3 207	772 ELEC. SWITCH. RELAY. CIRCUIT	8	146	95
721 AGRIC. MACHINES, EX. TRACTOR	1 504	4 198	2 541	776 TRANSISTORS, VALVES, ETC.		136	81
722 TRACTORS	612	759	460	778 ELECTRIC. MACH. APPART. NES	80	173	107
723 CIVIL ENGINEERING EQUIPT	13 785	33 853	20 790	781 PASS. MOTOR VEHCLS. EX. BUS	47	52	32
724 TEXTILE, LEATHER MACHINES	62 752	233 579	143 672	831 TRUNK, SUIT-CASES, BAG, ETC	49	115	71
725 PAPER, PULP MILL MACHINES	6 513	35 264	21 343	841 MENS, BOYS CLOTHING, X-KNIT	5 586	18 595	11 623
726 PRINTING, BOOKBINDING MACHS	13 470	50 934	30 958	842 WOMEN, GIRL CLOTHING, XKNIT	7 306	25 038	15 587
727 FOOD-PROCESS. MCH. NON DOM	3 477	17 834	11 135	874 MEASURE, CONTROL INSTRMNT	1	63	38
728 OTH. MACH. PTS. SPCL INDUST	89 219	351 910	216 009	894 BABY CARRIAGE, TOYS, GAMES	22	83	51
731 METAL REMOVAL WORK TOOLS	23 396	142 594	89 173	898 MUSICAL INSTRUMENTS, ETC.	71	183	117
733 MACH-TOOLS, METAL-WORKING	13 396	48 252	29 885	899 MISC MANUFACTRD GOODS NES	21	62	41
735 PARTS, NES, FOR MACH-TOOLS	5 090	28 353	17 123	961 GOLD, NONMONETARY EXCL ORES	6	741	451
737 METALWORKING MACHNRY NES	59 882	43 002	26 947	971 GOLD, NONMONETARY EXCL ORES	9	20 775	12 280
741 HEATING, COOLING EQUIP, PART				972 MONETARY GOLD, GOLD COINS		255	153
742 PUMPS FOR LIQUIDS, PARTS	7 344	28 477	17 830	EXPORTS	370 886	79 205	49 808
743 PUMPS NES, CENTRIFUGS ETC	14 489	53 081	32 405				
744 MECHANICAL HANDLING EQUIP	14 272	38 120	23 497	041 WHEAT, MESLIN, UNMILLED	325 041	7 455	4 569
745 OTH. NONELEC MCH. TOOL, NES	11 690	79 543	49 249	111 NON-ALCOHOL. BEVERAGE, NES	435	64	42
746 BALL OR ROLLER BEARINGS	1 914	8 698	5 396	334 PETROLEUM PRODUCTS	286	55	35
747 TAPS, COCKS, VALVES, ETC.	4 071	20 834	12 766	335 RESIDUAL PETROL. PRODUCTS	960	166	108
748 TRANSMISSIONS SHAFTS ETC	10 362	26 382	16 210	515 ORGANIC-INORGANIC COMPNDS	372	229	142
749 NON-ELECT. MACH. PARTS, ETC	1 410	10 087	6 233	516 OTHER ORGANIC CHEMICALS	1 112	209	124
751 OFFICE MACHINES	172	1 739	1 090	522 INORGANIC CHEM. ELEMENTS	125	214	128
752 AUTOMAT. DATA PROC. EQUIP	408	12 350	7 710	523 METAL. SALTS, INORGAN. ACID	367	112	67
759 PARTS, FOR OFFICE MACHINES	115	2 763	1 719	533 PIGMENTS, PAINTS, ETC.	145	83	49
761 TELEVISION RECEIVERS ETC	104	503	318	541 MEDICINES, ETC. EXC. GRP542	42	267	171
762 RADIO-BROADCAST RECEIVER	40	110	74	542 MEDICAMENTS	88	362	230
763 SOUND RECORDER, PHONOGRPH	9	425	255	553 PERFUMERY, COSMETICS, ETC.	809	1 291	797
764 TELECOMM. EQUIP. PARTS NES	6 575	80 633	50 388	554 SOAP, CLEANERS, POLISH, ETC	829	143	86
771 ELECT. POWER MACHNRY, PARTS	9 335	20 423	12 348	571 POLYMERS OF ETHYLENE	1 010	151	94
772 ELEC. SWITCH. RELAY. CIRCUIT	7 881	95 240	59 248	574 POLYACETAL. POLYCARBONATE	30	59	35
773 ELECT. DISTRIBUT. EQPT NES	7 603	10 993	6 938	575 OTH. PLASTIC, PRIMARY FORM	465	250	147
774 ELECTRO-MEDCL. XRAY EQUIP	2 371	54 115	33 699	582 PLASTIC PLATE, SHEETS, ETC	246	543	337
775 DOM. ELEC. NON-ELEC. EQUIPT	744	3 831	1 735	587 PREPRD ADDITIVES, LIQUIDS	335	184	110
776 TRANSISTORS, VALVES, ETC.	647	3 771	2 349	598 MISC. CHEMICAL PRODS. NES	259	429	261
778 ELECTRIC. MACH. APPART. NES	15 817	28 589	17 830	600 CPL IND PLANT CHAP 69-76	80	976	652
781 PASS. MOTOR VEHCLS. EX. BUS	32 168	51 446	31 191	642 PAPER, PAPERBOARD, CUT ETC	188	94	58
782 GOODS, SPCL TRANSPORT VEH	9 894	19 054	11 772	652 COTTON FABRICS, WOVEN	47	208	136
783 ROAD MOTOR VEHICLES NES	180	412	244	657 SPECIAL YARN, TEXTL. FABRIC	34	98	61
784 PARTS, TRACTORS, MOTOR VEH	173 802	279 582	176 359	664 GLASS	144	432	271
786 TRAILERS, SEMI-TRAILER, ETC	988	1 593	951	665 GLASSWARE	68	75	51
791 RAILWAY VEHICLES, EQUIPMENT	30	52	34	679 TUBES, PIPES, ETC. IRON, STL	510	193	115
792 AIRCRAFT, ASSOC'D. EQUIPMENT	39	19 140	12 172	682 COPPER	119	161	96
793 SHIP, BOAT, FLOAT. STRUCTRS	291 650	200 743	127 376	683 NICKEL	357	1 452	917
800 CPL IND PLANT CHAP 90/94	456	6 611	4 203	689 MISC. NON-FERR. BASE METAL	4	339	222
811 PREFABRICATED BUILDINGS	2 112	1 153	757	692 CONTAINERS, STORAGE, TRANSP	55	107	70
813 LIGHTING FIXTURES ETC. NES	222	687	428	695 TOOLS	72	286	172
821 FURNITURE, CUSHIONS, ETC.	1 705	2 490	1 521	699 MANUFACT. BASE METAL, NES	396	315	196
831 TRUNK, SUIT-CASES, BAG, ETC	124	259	153	700 CPL IND PLANT (84/85/87)	2 658	7 398	4 975
841 MENS, BOYS CLOTHING, X-KNIT	1 160	1 570	989	713 INTRNL COMBUS PSTN ENGIN	42	330	207
842 WOMEN, GIRL CLOTHING, XKNIT	20	170	106	716 ROTATING ELECTRIC PLANT	88	281	166
843 MENS, BOYS CLOTHING, KNIT	17	76	46	722 TRACTORS	23 213	19 229	12 290
845 OTHR. TEXTILE APPAREL, NES	332	672	406	723 CIVIL ENGINEERING EQUIPT	25	444	283
846 CLOTHING ACCESSRS, FABRIC	39	210	131	724 TEXTILE, LEATHER MACHINES	61	324	195
848 CLOTHING, NONTEXTL.; HEADGEAR	64	435	272	726 PRINTING, BOOKBINDING MACHS	8	65	41
851 FOOTWEAR	10	119	68	728 OTH. MACH. PTS. SPCL INDUST	168	1 097	691
871 OPTICAL INSTRUMENTS, NES	116	6 394	3 981	731 METAL REMOVAL WORK TOOLS	250	1 200	759
872 MEDICAL INSTRUMENTS NES	385	6 926	4 290	733 MACH-TOOLS, METAL-WORKING	432	806	493
873 METERS, COUNTERS, NES	331	2 482	1 545	735 PARTS, NES, FOR MACH-TOOLS	917	2 675	1 657
874 MEASURE, CONTROL INSTRMNT	5 287	96 829	60 005	737 METALWORKING MACHNRY NES	2 826	1 629	1 001
881 PHOTOGRAPH APPAR. ETC. NES	417	3 322	2 065	741 HEATING, COOLING EQUIP, PART			
882 PHOTO. CINEMATOGPH. SUPPL	3 706	1 828	1 140	742 PUMPS FOR LIQUIDS, PARTS	5	87	54
884 OPTICAL GOODS NES	21	2 428	1 498	743 PUMPS NES, CENTRIFUGS ETC	33	290	174
885 WATCHES AND CLOCKS	73	530	328	744 MECHANICAL HANDLING EQUIP	180	565	367
891 ARMS AND AMMUNITION	171	1 031	633	745 OTH. NONELEC MCH. TOOL, NES	40	235	149
892 PRINTED MATTER	1 729	21 565	13 209	746 BALL OR ROLLER BEARINGS	35	148	91
893 ARTICLES, NES, OF PLASTICS	2 206	3 415	2 115	747 TAPS, COCKS, VALVES, ETC.	38	411	252
894 BABY CARRIAGE, TOYS, GAMES	161	504	317	748 TRANSMISSIONS SHAFTS ETC	65	89	54
895 OFFICE, STATIONERY SUPPLS	94	357	222	749 NON-ELECT. MACH. PARTS, ETC	428	2 325	1 521
896 WORKS OF ART, ANTIQUE ETC		233	140	752 AUTOMAT. DATA PROC. EQUIP	1	53	31
897 GOLD, SILVERWARE, JEWEL NES	1	240	156	759 PARTS, FOR OFFICE MACHINES	32	263	162
898 MUSICAL INSTRUMENTS, ETC.	133	2 824	1 756	761 TELEVISION RECEIVERS ETC	41	123	73
899 MISC MANUFACTRD GOODS NES	514	3 977	2 500	763 SOUND RECORDER, PHONOGRPH	6	247	148
941 COMPL IND PLANT CHAPT 99	5 410	6 381	3 857	764 TELECOMM. EQUIP. PARTS NES	84	996	606
971 GOLD, NONMONETARY EXCL ORES		1 441	961	771 ELECT. POWER MACHNRY, PARTS	47	105	65
				772 ELEC. SWITCH. RELAY. CIRCUIT	15	299	182
				774 ELECTRO-MEDCL. XRAY EQUIP	458	4 305	2 608
				776 TRANSISTORS, VALVES, ETC.	3	311	191
				778 ELECTRIC. MACH. APPART. NES	42	1 617	988
				781 PASS. MOTOR VEHCLS. EX. BUS	813	4 289	2 594
				784 PARTS, TRACTORS, MOTOR VEH	325	1 782	1 106
				831 TRUNK, SUIT-CASES, BAG, ETC	3	84	56
				842 WOMEN, GIRL CLOTHING, XKNIT	1	204	132
				851 FOOTWEAR	14	115	71
				871 OPTICAL INSTRUMENTS, NES	3	153	92
				872 MEDICAL INSTRUMENTS NES	15	531	344
				874 MEASURE, CONTROL INSTRMNT	46	1 322	838
				881 PHOTOGRAPH APPAR. ETC. NES	47	870	575
				882 PHOTO. CINEMATOGPH. SUPPL	31	49	30
				884 OPTICAL GOODS NES		51	31
NORTH KOREA							
IMPORTS							
054 VEGETABLES	400	78	50				
081 ANIMAL FEED STUFF	4	54	34				
278 OTHER CRUDE MINERALS	558 853	13 898	8 598				
291 CRUDE ANIMAL MATERIALS, NES	903	1 566	950				
292 CRUDE VEG. MATERIALS, NES	604	294	181				
524 OTHER CHEMICAL COMPOUNDS	40	119	70				
551 ESSNTL. OIL, PERFUME, FLAVR	156	208	136				
574 POLYACETAL. POLYCARBONATE	171	71	45				
689 MISC. NON-FERR. BASE METAL	60	179	105				
694 NAILS, SCREWS, NUTS, ETC.	1 501	248	160				
696 CUTLERY	160	307	191				

7 IMPORTS AND EXPORTS (SPECIAL TRADE) BY COUNTRIES OF PRODUCTION AND CONSUMPTION AND BY GROUPS OF THE SITC-REV. III 1990

GROUP DESCRIPTION	DT - 100 KG	1 000 DM	1 000 \$	GROUP DESCRIPTION	DT - 100 KG	1 000 DM	1 000 \$
893 ARTICLES,NES,OF PLASTICS	68	282	167	694 NAILS,SCREWS,NUTS,ETC.	7 081	3 489	2 177
894 BABY CARRIAGE,TOYS,GAMES	35	296	184	695 TOOLS	7 180	9 592	5 929
898 MUSICAL INSTRUMENTS,ETC.	106	386	231	696 CUTLERY	53 283	92 695	57 680
971 GOLD,NONMONTY EXCL DRES		584	344	697 HOUSEHOLD EQUIPMENT,NES	48 741	63 258	39 448
				699 MANUFACTS.BASE METAL,NES	11 006	10 657	6 644
				713 INTRNL COMBUS PSTN ENGIN	55 076	92 173	57 404
				714 ENGINES,MOTORS NON-ELECT	1	323	208
				716 ROTATING ELECTRIC PLANT	1 347	7 447	4 737
				718 OTH.POWR.GENRTNG.MACHNRY	80	433	256
				723 CIVIL ENGINEERING EQUIPT	4 081	1 473	908
				724 TEXTILE,LEATHER MACHINES	311	2 265	1 404
				726 PRINTNG,BOOKBINDNG MACHS	13	86	54
				728 OTH.MACH.PTS,SPCL INDUST	301	1 342	846
				731 METAL REMOVAL WORK TOOLS	4 979	9 384	5 787
				733 MACH-TOOLS,METAL-WORKING	511	437	294
				735 PARTS,NES,FOR MACH-TOOLS	146	1 119	689
				737 METALWORKING MACHNRY NES	116	144	92
				741 HEATNG,COOLNG EQUIP,PART	1 790	2 255	1 365
				742 PUMPS FOR LIQUIDS,PARTS	146	1 760	1 122
				743 PUMPS NES,CENTRIFUGS ETC	2 878	7 578	4 769
				744 MECHANICAL HANDLING EQUIP	662	412	260
				745 OTH.NONELEC MCH,TOOL,NES	1 322	2 957	1 843
				746 BALL OR ROLLER BEARINGS	3 153	5 524	3 502
				747 TAPS,COCKS,VALVES,ETC.	1 606	3 157	1 944
				748 TRANSMISSIONS SHAFTS ETC	1 485	1 448	896
				749 NON-ELECT MACH.PARTS,ETC	132	707	428
				751 OFFICE MACHINES	5 155	15 913	9 975
				752 AUTOMATC.DATA PROC.EQUIP	18 523	140 681	87 512
				759 PARTS,FOR OFFICE MACHINS	3 750	56 624	34 667
				761 TELEVISION RECEIVERS ETC	152 239	351 366	223 365
				762 RADIO-BROADCAST RECEIVER	80 594	263 078	165 022
				763 SOUND RECORDER,PHONOGRPH	22 623	87 007	54 829
				764 TELECOMM.EQUIP,PARTS NES	63 207	184 661	115 917
				771 ELECT POWER MACHNY,PARTS	2 638	9 412	5 912
				772 ELECT.SWITCH.RELAY.CIRCUT	3 680	25 729	16 146
				773 ELECTR DISTRIBT.EQPT NES	1 145	3 207	2 010
				774 ELECTRO-MEDCL,XRAY EQUIP	39	614	385
				775 DOM.ELEC,NON-ELEC.EQUIPT	84 193	82 144	51 634
				776 TRANSISTORS,VALVES,ETC.	4 085	288 955	177 628
				778 ELECTRIC.MACH.APART.NES	109 948	227 010	142 710
				781 PASS.MOTOR VEHCLS.EX.BUS	1 063	1 634	1 042
				784 PARTS,TRACTORS,MOTOR VEH	4 383	3 043	1 869
				785 CYCLES,MOTORCYCLES ETC.	220	369	217
				786 TRAILERS,SEMI-TRAILR,ETC	14 197	1 467	933
				792 AIRCRAFT,ASSDCTD.EQUIPNT	11	866	545
				813 LIGHTING FIXTURES ETC.NES	1 813	4 846	2 982
				821 FURNITURE,CUSHIONS,ETC.	3 939	4 355	2 727
				831 TRUNK,SUIT-CASES,BAG,ETC	64 876	144 040	89 292
				841 MENS,BOYS CLOTHNG,X-KNIT	55 949	245 835	153 049
				842 WOMEN,GIRL CLOTHNG,XKNIT	30 802	169 252	104 725
				843 MENS,BOYS CLOTHING,KNIT	6 427	19 645	12 038
				844 WOMEN,GIRLS CLOTHING,KNIT	2 261	9 539	5 955
				845 OTHR.TEXTILE APPAREL,NES	39 749	136 706	86 360
				846 CLOTHING ACCESSRS,FABRIC	22 168	76 534	47 452
				848 CLOTHNG,NONTXTL;HEADGEAR	38 868	360 582	224 076
				851 FOOTWEAR	77 939	244 282	150 838
				871 OPTICAL INSTRUMENTS,NES	850	9 338	5 732
				872 MEDICAL INSTRUMENTS NES	3 183	8 035	5 057
				873 METERS,COUNTERS,NES	78	163	102
				874 MEASURE,CONTROL INSTRMNT	3 313	23 980	14 800
				881 PHOTOGRAPH APPAR.ETC.NES	788	13 932	8 864
				882 PHOTO.CINEMATOGRPH.SUPPL	476	5 424	3 339
				883 CINE.FILM EXPOSD.DEVELOPD	1	75	45
				884 OPTICAL GOODS NES	1 390	26 157	16 414
				885 WATCHES AND CLCKS	2 171	13 806	8 672
				892 PRINTED MATTER	2 606	4 265	2 660
				893 ARTICLES,NES,OF PLASTICS	40 888	26 526	16 480
				894 BABY CARRIAGE,TOYS,GAMES	54 755	131 925	81 943
				895 OFFICE,STATIONERY SUPPLS	5 018	5 164	3 182
				896 WORKS OF ART,ANTIQUE ETC	54	504	314
				897 GOLD,SILVERWARE,JEHL NES	7 125	39 498	24 485
				898 MUSICAL INSTRUMENTS,ETC.	44 224	73 915	46 190
				899 MISC MANUFACTRD GOODS NES	14 792	56 396	35 048
				901 COIN NONGOLD NONCURRENT	5	702	426
				971 GOLD,NONMONTY EXCL DRES	20	905	551
				972 MONETARY GOLD,GOLD COINS		758	478
				EXPORTS	4 281 949	4 703 118	2 910 390
				001 LIVE ANIMALS	57	996	618
				025 EGGS,BIRDS,YOLKS,ALBUMIN	12 227	1 693	1 054
				037 FISH ETC. PREPD,PRSD,NES	15	142	89
				041 WHEAT, MESLIN, UNMILLED	296 069	2 423	1 629
				045 OTHER CEREALS, UNMILLED	164 854	946	636
				048 CEREAL PREPARATIONS	24 371	2 138	1 272
				054 VEGETABLES	438	398	243
				056 VEGETABLES,PRPD,PRSD,NES	119	54	33
				059 FRUIT, VEGETABLE JUICES	14	49	30
				061 SUGARS,MOLASSES,HONEY	3 535	404	247
				062 SUGAR CONFECTIONERY	2 108	1 017	609
				071 COFFEE,COFFEE SUBSTITUTE	1 168	1 256	780
				072 COCOA	2 700	1 053	645
				073 CHOCOLATE,OTH.COCOA PREP	4 063	1 886	1 153
				075 SPICES	40	103	60
				081 ANIMAL FEED STUFF	3 665	1 697	1 063
				098 EDIBLE PROD.PREPRNTS,NES	5 784	5 667	3 507
				111 NON-ALCOHOL.BEVERAGE,NES	5 095	740	450
				112 ALCOHOLIC BEVERAGES	3 845	1 727	1 069
				122 TOBACCO, MANUFACTURED	1 862	5 840	3 539

7 IMPORTS AND EXPORTS (SPECIAL TRADE) BY COUNTRIES OF PRODUCTION AND CONSUMPTION AND BY GROUPS OF THE SITC-REV. III 1990

GROUP DESCRIPTION	DT = 100 KG	1 000 DM	1 000 \$	GROUP DESCRIPTION	DT = 100 KG	1 000 DM	1 000 \$
211 HIDES,SKINS(EX.FURS),RAW	4 977	1 762	1 103	692 CONTAINERS,STORAGE,TRNSP	4 071	6 114	3 784
222 OILSEED(SFT.FIX VEG.OIL)	291	87	53	693 WIRE PRODUCTS EXCL.ELECT	1 198	2 953	1 827
232 SYNTHETIC RUBBER, ETC.	17 286	5 450	3 412	694 NAILS, SCREWS,NUTS,ETC.	1 027	3 535	2 178
249 WOOD, SIMPLY WORKED	1 246	143	87	695 TOOLS	6 493	33 366	20 800
251 PULP AND WASTE PAPER	95 039	1 159	715	696 CUTLERY	352	2 601	1 603
263 COTTON	1 852	774	480	697 HOUSEHOLD EQUIPMENT,NES	8 376	15 924	9 847
266 SYNTHETIC FIBRES	3 750	1 475	936	699 MANUFACTS.BASE METAL,NES	34 428	33 680	20 936
268 WOOL, OTHER ANIMAL HAIR	6 250	10 359	6 357	700 CPL IND PLANT (84/85/87)	12 658	80 487	48 530
272 FERTILIZERS, CRUDE	27 469	1 141	711	711 STEAM GENER.BUILDERS,ETC.	1 662	6 405	3 965
273 STONE, SAND AND GRAVEL	5 582	312	190	712 STEAM TURBINES	3 607	17 905	11 248
277 NATURAL ABRASIVES, NES	95	220	146	713 INTRNL COMBUS PSTN ENGIN	15 994	133 252	83 067
278 OTHER CRUDE MINERALS	18 537	1 740	1 072	714 ENGINES,MOTORS NON-ELECT	227	8 061	5 169
282 FERROUS WASTE AND SCRAP	196 148	28 433	18 061	716 ROTATING ELECTRIC PLANT	8 600	30 728	18 701
285 ALUMINIUM ORE,CONCTR,ETC	450	297	188	718 OTH.POWR.GENRTNG.MACHNRY	4 958	27 495	17 219
288 NON-FERROUS WASTE,SCRAP	9 802	2 420	1 551	721 AGRIC.MACHINES,EX.TRACTR	1 315	4 321	2 652
291 CRUDE ANIMAL MATERIALS,NES	3 702	10 818	6 657	722 TRACTORS	4 090	6 851	4 280
292 CRUDE VEG.MATERIALS, NES	1 709	5 810	3 565	723 CIVIL ENGINEERING EQUIPT	69 992	134 377	82 627
322 BRIQUETTES,LIGNITE,PEAT	1 720	69	42	724 TEXTILE,LEATHER MACHINES	55 745	219 738	136 301
334 PETROLEUM PRODUCTS	8 488	1 979	1 230	725 PAPER,PULP MILL MACHINES	4 453	24 352	15 358
335 RESIDUAL PETROL.PRODUCTS	23 023	2 244	1 379	726 PRINTNG,BOOKBINDNG MACHS	17 688	76 594	47 140
411 ANIMAL OILS AND FATS	45	61	37	727 FOOD-PROCESS.MCH.NON DOM	5 194	32 667	20 196
422 FIXED VEG.FAT,OILS,OTHER	2 553	465	288	728 OTH.MACH,PTS,SPCL INDUST	76 684	318 427	196 442
431 ANIMAL,VEG.FATS,OILS,NES	5 043	1 394	866	731 METAL REMOVAL WORK TOOLS	49 209	116 832	72 299
511 HYDROCARBONS,NES,DERIVTS	50 280	8 457	5 181	733 MACH-TOOLS,METAL-WORKING	20 089	63 771	39 457
512 ALCOHOL,PHENOL,ETC.DERIV	163 714	30 100	18 693	735 PARTS,NES,FOR MACH-TOOLS	1 769	11 876	11 097
513 CARBOXYLIC ACIDS,DERIVTS	185 004	36 171	22 541	737 METALWORKING MACHNRY NES	29 095	93 940	57 467
514 NITROGEN-FUNCT.COMPOUNDS	69 812	51 258	31 559	741 HEATING,COOLNG EQUIP,PART			
515 ORGANO-INORGANIC COMPNDS	35 156	62 454	38 689	742 PUMPS FOR LIQUIDS,PARTS	32 722	110 623	69 278
516 OTHER ORGANIC CHEMICALS	49 247	20 168	12 559	743 PUMPS NES,CENTRIFUGS ETC	16 927	82 388	50 789
522 INORGANIC CHEM.ELEMENTS	118 757	23 954	14 818	744 MECHANICAL HANDLING EQUIP	42 152	123 646	76 581
523 METAL,SALTS,INORGAN.ACID	290 588	28 853	17 729	745 OTH.NON-ELEC MCH,TOOL,NES	23 303	162 801	99 668
524 OTHER CHEMICAL COMPOUNDS	4 988	7 943	4 919	746 BALL DR ROLLER BEARINGS	18 535	39 897	24 869
525 RADIO-ACTIVE MATERIALS	419	83 592	50 240	747 TAPS,COCKS,VALVES,ETC.	12 173	58 589	36 939
531 SYNTH.COLOURS,LAKES,ETC.	20 535	80 893	50 613	748 TRANSMISSIONS SHAFTS ETC	21 336	58 592	36 358
532 DYEING,TANNING MATERIALS	83 712	15 040	9 324	749 NON-ELECT MACH.PARTS,ETC	8 621	24 249	15 467
533 PIGMENTS, PAINTS, ETC.	26 624	22 365	13 892	751 OFFICE MACHINES	272	2 707	1 705
541 MEDICINES,ETC.EXC.GRPS42	2 049	23 498	14 573	752 AUTOMATC.DATA PROC.EQUIP	475	21 203	13 306
542 MEDICAMENTS	2 772	16 710	10 320	759 PARTS,FOR OFFICE MACHINS	272	8 260	5 104
551 ESSNTL.OIL,PERFUME,FLAVR	5 969	13 941	8 547	761 TELEVISION RECEIVERS ETC	475	1 939	1 228
553 PERFUMERY,COSMETICS,ETC.	1 939	3 826	2 376	762 RADIO-BROADCAST RECEIVER	104	853	513
554 SOAP,CLEANERS,POLISH,ETC	55 733	19 769	12 252	763 SOUND RECORDER,PHONOGRPH	154	802	499
562 FERTILIZER,EXCEPT GRP272	3 553	697	430	764 TELECOMM.EQUIP.PARTS NES	908	28 008	17 543
571 POLYMERS OF ETHYLENE	92 560	16 602	10 250	771 ELECT POWER MACHNRY,PARTS	2 209	11 146	6 761
572 POLYMERS OF STYRENE	8 068	2 089	1 273	772 ELEC. SWITCH,RELAY,CIRCUIT	7 536	86 922	53 652
573 POLYMERS,VINYL CHLORIDE	32 931	14 162	8 715	773 ELECTR DISTRIB.EQPT NES	2 337	7 293	4 466
574 POLYACETAL,POLYCARBONATE	21 578	10 610	6 533	774 ELECTRO-MEDCL,XRAY EQUIP	1 343	15 172	9 430
575 OTH.PLASTIC,PRIMARY FORM	150 267	78 707	48 955	775 DOM.ELEC,NON-ELEC.EQUIPT	15 269	20 288	12 619
579 PLASTIC WASTE, SCRAP ETC	2 789	441	266	776 TRANSISTORS,VALVES,ETC.	4 549	30 882	19 136
581 PLASTIC TUBE,PIPE,HOSE	814	2 603	1 614	778 ELECTRIC.MACH.APPART.NES	9 628	55 322	34 144
582 PLASTIC PLATE,SHEETS,ETC	28 390	27 438	16 959	781 PASS.MOTOR VEHCLS.EX.BUS	5 301	20 442	12 678
583 MONOFILAMENT OF PLASTICS	531	622	391	782 GOODS,SPCL TRANSPORT VEH	27 414	49 384	30 643
591 INSECTICIDES, ETC.	6 663	6 927	4 256	784 PARTS,TRACTORS,MOTOR VEH	56 836	113 941	70 485
592 STARCHES,INULIN,ETC.	29 009	13 919	8 557	785 CYCLES,MOTORCYCLES ETC.	5	49	31
593 EXPLOSIVES,PIROTECHNICS	102	258	163	786 TRAILERS,SEMI-TRAILR,ETC	418	1 363	836
597 PREPRD ADDITIVES,LIQUIDS	75 798	23 236	14 287	771 RAILWAY VEHICLES,EQUIPNT	1 317	8 658	5 205
598 MISC.CHEMICAL PRODS,NES	132 798	84 226	52 017	782 AIRCRAFT,ASOCTD.EQUIPNT	86	2 588	1 608
600 CPL IND PLANT CHAP 69-76	2 874	9 866	5 960	793 SHIP,BOAT,FLOAT,STRUCTRS	200	815	502
611 LEATHER	11 017	6 232	3 830	800 CPL IND PLANT CHAP 90/94	150	2 647	1 584
613 FURSKINS,TANNED,DRESSED	4 149	1 615	999	811 PREFABRICATED BUILDINGS	108	79	49
621 MATERIALS OF RUBBER	1 429	3 734	2 337	812 PLUMBNG,SANITRY,EQPT,ETC	1 427	2 214	1 435
625 RUBBER TYRES,TUBES,ETC.	6 527	4 873	3 118	813 LIGHTNG FIXTURES ETC,NES	1 014	5 548	3 448
629 ARTICLES OF RUBBER, NES	2 166	7 850	4 859	821 FURNITURE,CUSHIONS,ETC.	9 971	7 286	4 546
633 CORK MANUFACTURES	32	182	110	831 TRUNK,SUIT-CASES,BAG,ETC	92	1 812	1 131
634 VENEERS, PLYWOOD, ETC.	2 288	975	609	841 MENS,BOYS CLOTHNG,X-KNIT	82	2 009	1 131
635 WOOD MANUFACTURES, NES	4 145	1 538	953	842 WOMEN,GIRL CLOTHNG,XKNIT	35	2 780	1 705
641 PAPER AND PAPERBOARD	38 569	14 178	8 711	844 WOMEN,GIRLS CLOTHNG,KNIT	3	142	84
642 PAPER,PAPERBOARD,CUT ETC	25 918	9 632	5 958	845 OTHR.TEXTILE APPAREL,NES	56	1 125	687
651 TEXTILE YARN	3 184	6 096	3 759	846 CLOTHING ACCESSRS,FABRIC	57	1 291	795
652 COTTON FABRICS, WOVEN	1 794	8 652	5 304	848 CLOTHING,NONXTL;HEADGEAR	74	1 101	691
653 FABRICS,MAN-MADE FIBRES	3 729	18 586	11 535	851 FOOTWEAR	1 291	3 893	2 411
654 OTH.TEXTILE FABRIC,WOVEN	1 903	14 725	8 954	871 OPTICAL INSTRUMENTS,NES	216	7 487	4 644
655 KNIT,CROCHET,FABRIC NES	670	2 080	1 270	872 MEDICAL INSTRUMENTS NES	1 173	23 710	14 674
656 TULLE,LACE,EMBROIDRY,ETC	81	619	380	873 METERS,COUNTERS,NES	1 294	7 755	4 768
657 SPECIAL YARN,TXTL,FABRIC	6 927	22 327	13 839	874 MEASURE,CONTROL INSTRMNT	10 550	162 314	100 647
658 TEXTILE ARTICLES NES	396	1 222	773	881 PHOTOGRAPH APPAR,ETC,NES	1 142	10 848	6 697
659 FLOOR COVERINGS, ETC.	1 322	1 877	1 153	882 PHOTO.CINEMATOGRPH.SUPPL	4 958	7 017	4 289
661 LIME,CEMENT,CONSTR.MATRL	1 516	177	108	883 CINE.FILM EXPOSD.DEVELOPD	6	188	113
662 CLAY,REFRCT.CONSTR.MATRL	165 262	24 446	15 128	884 OPTICAL GOODS NES	67	4 296	2 654
663 MINERAL MANUFACTURES,NES	21 185	16 371	10 134	885 WATCHES AND CLOCKS	514	7 727	4 830
664 GLASS	15 464	6 559	4 053	891 ARMS AND AMMUNITION	319	1 788	1 109
665 GLASSWARE	4 385	7 118	4 383	892 PRINTED MATTER	1 906	6 743	4 136
666 POTTERY	173	518	323	893 ARTICLES,NES,OF PLASTICS	12 175	16 546	10 266
667 PEARLS,PRECIOUS STONES				894 BABY CARRIAGE,TOYS,GAMES	7 465	16 219	10 115
671 PIG IRON,SPIEGELEISN,ETC	6 291	1 275	793	895 OFFICE,STATIONERY SUPPLS	1 726	9 100	5 673
673 FLAT-ROLLED IRON ETC.	9 959	2 225	1 395	896 WORKS OF ART,ANTIQUE ETC	24	2 110	1 311
674 FLAT-ROLLED PLATED IRON	16 712	2 088	1 274	897 GOLD,SILVERWARE,JEWEL NES	31	3 877	2 391
675 FLAT-ROLLED, ALLOY STEEL	32 684	11 910	7 312	898 MUSICAL INSTRUMENTS,ETC.	2 230	13 858	8 583
676 IRON,STL.BAR,SHAPES ETC.	136 880	13 477	8 528	899 MISC MANUFCTRD GOODS NES	588	7 942	4 915
677 RAILWAY TRACK IRON,STEEL	1 857	328	206	941 COMPL IND PLANT CHAPT 99	105	3 348	2 207
678 WIRE OF IRON OR STEEL	2 631	2 337	1 442	971 GOLD,NONMONTY EXCL ORES	7	17 541	10 622
679 TUBES,PIPES,ETC.IRON,STL	51 438	27 628	17 427				
681 SILVER,PLATINUM,ETC.	24	14 740	9 215	JAPAN			
682 COPPER	5 889	7 842	4 842				
683 NICKEL	392	2 474	1 511	IMPORTS	13 558 944	32 871 111	20 428 248
684 ALUMINIUM	66 264	40 100	24 898				
686 ZINC	51	66	40	001 LIVE ANIMALS	88	193	118
687 TIN	23	67	41	017 MEAT,OFFL.PRPD,PRSD,NES	78	90	55
689 MISC.NON-FERR.BASE METAL	171	1 188	755	034 FISH,FRESH,CHILLED,FROZN	13 005	10 452	6 485
691 METALLIC STRUCTURES NES	16 735	18 881	12 017	035 FISH,DRIED,SALTED,SMOKED	82	250	159

7 IMPORTS AND EXPORTS (SPECIAL TRADE) BY COUNTRIES OF PRODUCTION AND CONSUMPTION AND BY GROUPS OF THE SITC-REV. III 1990

GROUP DESCRIPTION	DT = 100 KG	1 000 DM	1 000 \$	GROUP DESCRIPTION	DT = 100 KG	1 000 DM	1 000 \$
036 CRUSTACEANS,MOLLUSCS ETC	135	332	211	665 GLASSWARE	3 816	12 318	7 638
037 FISH ETC.PRPD,PRSD,NES	5 325	3 940	2 459	666 POTTERY	19 269	29 354	18 423
046 MEAL,FLOUR OF WHEAT,MSLN	279	83	48	667 PEARLS,PRECIOUS STONES			
048 CEREAL PREPARATIONS	1 926	1 871	1 167	671 PIG IRON,SPIEGELEISN,ETC	6 697	2 361	1 441
054 VEGETABLES	251	410	251	672 INGOTS ETC.IRON OR STEEL	36	187	118
056 VEGETABLES,PRPD,PRSD,NES	1 025	1 083	666	673 FLAT-ROLLED IRON ETC.	43 803	12 982	7 997
057 FRUIT,NUTS EXCL.OIL NUTS	1 264	314	202	674 FLAT-ROLLED PLATED IRON	207 497	25 748	16 043
058 FRUIT,PRESERVED,PREPARED	3 343	1 022	633	675 FLAT-ROLLED, ALLOY STEEL	105 152	44 311	27 433
059 FRUIT, VEGETABLE JUICES	72	352	235	676 IRON,STL.BAR,SHAPES ETC.	143 949	35 972	22 361
061 SUGARS,MOLASSES,HONEY	16 401	7 613	4 719	678 WIRE OF IRON OR STEEL	16 780	12 016	7 425
062 SUGAR CONFECTIONERY	329	497	309	679 TUBES,PIPES,ETC.IRON,STL	37 016	37 931	23 507
071 COFFEE,COFFEE SUBSTITUTE	2 935	4 872	3 147	681 SILVER,PLATINUM,ETC.		3 593	2 337
074 TEA AND MATE	212	390	241	682 COPPER	13 337	17 885	11 015
075 SPICES	63	121	72	683 NICKEL	507	1 613	983
081 ANIMAL FEED STUFF	606	2 703	1 675	684 ALUMINIUM	58 778	33 676	21 094
098 EDIBLE PROD.PREPRTN,NES	9 832	6 603	4 133	687 TIN		357	216
111 NON-ALCOHOL.BEVERAGE,NES	460	93	59	689 MISC.NON-FERR.BASE METAL	16 811	30 886	19 144
112 ALCOHOLIC BEVERAGES	14 673	7 039	4 360	691 METALLIC STRUCTURES NES	1 533	2 065	1 285
121 TOBACCO, UNMANUFACTURED	2 343	695	692	692 CONTAINERS,STORAGE,TRNSP	368	1 147	711
231 NATURAL RUBBER, ETC.	572	164	98	693 WIRE PRODUCTS EXCL.ELECT	3 952	5 622	3 466
232 SYNTHETIC RUBBER, ETC.	102 832	33 853	20 883	694 NAILS,SCREWS,NUTS,ETC.	54 365	53 218	32 965
247 WOOD ROUGH,ROUGH SQUARED	39 201	17 552	10 563	695 TOOLS	32 251	190 026	117 773
248 WOOD, SIMPLY WORKED	1 763	723	442	696 CUTLERY	22 718	58 834	36 516
251 PULP AND WASTE PAPER	1 537	1 294	815	697 HOUSEHOLD EQUIPMENT,NES	9 019	11 551	7 336
261 SILK	1 505	4 536	2 769	699 MANUFACTS.BASE METAL,NES	46 979	85 729	53 251
263 COTTON	13 211	2 599	1 632	711 STEAM GENER. BOILERS,ETC.	79	216	136
266 SYNTHETIC FIBRES	40 851	29 746	18 555	712 STEAM TURBINES	57	593	348
267 OTHER MAN-MADE FIBRES	10 460	4 376	2 774	713 INTRNL COMBUS PSTN ENGIN	89 051	184 815	114 561
268 WOOL, OTHER ANIMAL HAIR	219	349	211	714 ENGINES,MOTORS NON-ELECT	2 096	118 277	70 508
269 WORN CLOTHING,TEXTL,ARTL	925	272	166	716 ROTATING ELECTRIC PLANT	23 574	101 582	63 078
273 STONE, SAND AND GRAVEL	627	49	30	718 OTH.POWR.GENRTNG.MACHNRY	1 727	7 117	4 423
278 OTHER CRUDE MINERALS	45 049	6 464	4 080	721 AGRIC.MACHINES,EX.TRACTR	15 458	27 973	17 528
282 FERROUS WASTE AND SCRAP	636	185	104	722 TRACTORS	13 135	18 072	11 287
285 ALUMINIUM ORE,CONCR.ETC	2 438	2 104	1 337	723 CIVIL ENGINEERING EQUIPT	133 322	156 831	98 120
288 NON-FERROUS WASTE, SCRAP	7 540	2 527	1 592	724 TEXTILE,LEATHER MACHINES	39 870	200 916	125 138
289 PREC.METAL ORES,CONCRTS	304	3 222	1 957	725 PAPER,PULP MILL MACHINES	13 527	36 008	22 296
291 CRUDE ANIMAL MATERLS,NES	522	1 518	956	726 PRINTING,BOOKBINDING MACHS	16 519	63 767	39 811
292 CRUDE VEG. MATERIALS, NES	1 211	9 288	5 887	727 FOOD-PROCESS.MCH.NON DOM	1 005	7 317	4 619
334 PETROLEUM PRODUCTS	50 902	5 309	3 159	728 OTH.MACH.PTS,SPCL INDUST	27 540	232 731	144 233
335 RESIDUAL PETROL.PRODUCTS	76 212	6 596	4 109	731 METAL REMOVAL WORK TOOLS	170 185	568 765	353 413
411 ANIMAL OILS AND FATS	306 316	12 539	7 996	733 MACH-TOOLS,METAL-WORKING	12 042	33 964	21 001
421 FIXED VEG.FAT,OILS, SOFT	54	49	30	735 PARTS,NES,FOR MACH-TOOLS	14 219	70 848	44 190
422 FIXED VEG.FAT,OILS,OTHER	220	242	149	737 METALWORKING MACHNRY NES	7 914	24 639	15 404
431 ANIMAL, VEG. FATS, OILS, NES	1 091	274	169	741 HEATING,COOLING EQUIP,PART	33 781	97 392	60 607
511 HYDROCARBONS,NES,DERIVTS	71 017	20 103	12 456	742 PUMPS FOR LIQUIDS,PARTS	10 089	39 165	24 332
512 ALCOHOL,PHENOL,ETC.DERIV	34 720	28 736	17 863	743 PUMPS NES,CENTRIFUGS ETC	104 893	349 167	215 963
513 CARBOXYLIC ACIDS,DERIVTS	109 963	53 833	33 396	744 MECHANICAL HANDLING EQUIP	159 440	116 335	72 690
514 NITROGEN-FUNCT.COMPOUNDS	119 124	145 341	90 018	745 OTH.NONELEC MCH,TOOL,NES	12 732	78 718	49 012
515 ORGANOD-INORGANIC COMPOUNDS	92 984	230 664	142 908	746 BALL OR ROLLER BEARINGS	136 217	289 486	179 021
516 OTHER ORGANIC CHEMICALS	45 739	55 507	34 357	747 TAPS,COCKS,VALVES,ETC.	10 516	53 142	32 895
522 INORGANIC CHEM.ELEMENTS	74 428	30 737	18 855	748 TRANSMISSIONS SHAFTS ETC	90 386	147 278	91 468
523 METAL.SALTS,INORGAN.ACID	17 949	7 530	4 628	749 NON-ELECT MACH.PARTS,ETC	5 847	34 164	21 075
524 OTHER CHEMICAL COMPOUNDS	7 242	6 447	4 027	751 OFFICE MACHINES	152 468	677 240	422 259
525 RADIO-ACTIVE MATERIALS	250	7 555	4 685	752 AUTOMATC.DATA PROC.EQUIP	160 123	2 606 450	1 621 432
531 SYNTH.COLOURS,LAKES,ETC.	29 556	50 888	31 628	759 PARTS,FOR OFFICE MACHINS	142 229	1 120 100	697 241
532 DYEING,TANNING MATERIALS	40	278	174	761 TELEVISION RECEIVERS ETC	127 012	817 794	514 993
533 PIGMENTS, PAINTS, ETC.	9 394	25 018	15 584	762 RADIO-BROADCAST RECEIVER	68 227	458 576	287 434
541 MEDICINES,ETC.EXC.GRP542	25 488	130 877	81 047	763 SOUND RECORDER,PHONOGRPH	128 809	884 000	554 777
542 MEDICAMENTS	759	17 210	10 749	764 TELECOMM.EQUIP,PARTS NES	257 693	2 656 534	1 655 246
551 ESSENTL.OIL,PERFUME,FLAVR	288	1 348	849	771 ELECT.POWER MACHNRY,PARTS	17 002	139 025	86 196
553 PERFUMERY,COSMETICS,ETC.	3 325	13 333	8 299	772 ELEC.SWITCH.RELAY.CIRCUIT	34 030	482 550	298 806
554 SOAP,CLEANERS,POLISH,ETC	6 103	5 109	3 203	773 ELECTR.DISTRIB.EQPT NES	11 035	52 248	32 390
562 FERTILIZER,EXCEPT GRP272			774	774 ELECTRO-MEDCL,XRAY EQUIP	4 783	113 295	70 974
571 POLYMERS OF ETHYLENE	38 913	14 791	9 238	775 ODM,ELEC,NON-ELEC.EQUIPT	57 110	121 626	75 502
572 POLYMERS OF STYRENE	4 357	2 391	1 460	776 TRANSISTORS, VALVES,ETC.	103 758	1 558 254	963 110
573 POLYMERS,VINYL CHLORIDE	6 702	19 228	11 884	778 ELECTRIC.MACH.APPART,NES	253 221	1 424 862	885 388
574 POLYACETAL,POLYCARBONATE	65 799	45 159	28 097	781 PASS.MOTOR VEHCLS.EX.BUS	5 478 951	7 419 556	4 538 362
575 OTH.PLASTIC,PRIMARY FORM	190 548	114 138	70 747	782 GOODS,SPCL TRANSPORT VEH	198 872	192 391	119 494
581 PLASTIC TUBE,PIPE,HOSE	3 200	10 320	6 404	784 PARTS,TRACTORS,MOTOR VEH	349 376	559 868	349 515
582 PLASTIC PLATE,SHEETS,ETC	233 017	230 827	143 330	785 CYCLES,MOTORCYCLES ETC.	273 681	758 899	466 947
583 MONOFILAMENT OF PLASTICS	366	2 638	1 617	786 TRAILERS,SEMI-TRAILR,ETC	19 130	3 320	2 053
591 INSECTICIDES, ETC.	3 167	9 310	5 678	791 RAILWAY VEHICLES.EQUIPNT	61	102	64
592 STARCHES,INULIN,ETC.	2 013	9 360	5 731	792 AIRCRAFT,ASSOCTD.EQUIPNT	278	13 076	8 114
593 EXPLOSIVES,PYROTECHNICS	148	430	260	793 SHIP,BOAT,FLOAT.STRUCTRS	46 602	3 163	1 972
597 PREPRD.ADDITIVES,LIQUIDS	1 116	3 678	2 273	811 PREFABRICATED BUILDINGS	199	241	162
598 MISC.CHEMICAL PRDTS,NES	70 944	134 642	83 477	812 PLUMBING,SANITRY,EQPT,ETC	369	1 259	801
611 LEATHER	2 798	15 146	9 361	813 LIGHTING FIXTURES ETC.NES	1 242	12 592	7 827
612 MANUFACT. LEATHER ETC.NES	175	758	469	821 FURNITURE,CUSHIONS,ETC.	5 177	9 459	5 872
621 MATERIALS OF RUBBER	7 512	30 654	19 010	831 TRUNK,SUIT-CASES,BAG,ETC	2 888	10 885	6 761
625 RUBBER TYRES,TUBES,ETC.	430 644	290 628	179 979	841 MENS,BOYS CLOTHNG,X-KNIT	22 961	82 566	51 339
629 ARTICLES OF RUBBER, NES	13 460	66 537	41 290	842 WOMEN,GIRL CLOTHNG,XKNIT	1 506	6 766	4 190
633 CORK MANUFACTURES	58	206	129	843 MENS,BOYS CLOTHNG,KNIT	14	207	123
634 VENEERS, PLYWOOD, ETC.	1 211	912	562	844 WOMEN,GIRLS CLOTHNG,KNIT	96	726	443
635 WOOD MANUFACTURES, NES	1 483	2 078	1 293	845 OTHR.TEXTILE APPAREL,NES	252	1 992	1 234
641 PAPER AND PAPERBOARD	63 459	52 668	32 575	846 CLOTHING ACCESSRS,FABRIC	3 185	23 735	14 763
642 PAPER,PAPERBOARD,CUT ETC	28 608	39 766	20 969	848 CLOTHNG,NONTXTL:HEADGEAR	3 080	17 517	10 697
651 TEXTILE YARN	46 459	61 979	38 403	851 FOOTWEAR	1 152	4 248	2 689
652 COTTON FABRICS, WOVEN	7 154	13 136	8 189	871 OPTICAL INSTRUMENTS,NES	10 831	133 303	82 757
653 FABRICS,MAN-MADE FIBRES	41 774	186 604	115 991	872 MEDICAL INSTRUMENTS NES	22 103	264 189	164 336
654 OTH.TEXTILE FABRIC,WOVEN	3 614	6 133	3 853	873 METERS,COUNTERS,NES	2 075	20 224	12 506
655 KNIT,CROCHET,FABRIC NES	1 659	5 843	3 612	874 MEASURE,CONTROL INSTRMNT	23 285	477 931	296 653
656 TULLE,LACE,EMBROIDRY,ETC	2 116	4 897	3 021	881 PHOTOGRAPH APPAR,ETC.NES	30 289	615 515	384 017
657 SPECIAL YARN,TXTL.FABRIC	36 384	60 075	37 416	882 PHOTO.CINEMATOGRPH.SUPPL	254 274	646 829	400 892
658 TEXTILE ARTICLES NES	1 098	4 871	3 061	883 CINE.FILM EXPOSD.DEVELOPD	6	173	107
659 FLOOR COVERINGS, ETC.	216	427	273	884 OPTICAL GOODS NES	7 080	253 125	157 498
661 LIME,CEMENT,CONSTR.MATRL	561	141	84	885 WATCHES AND CLOCKS	4 951	156 898	98 485
662 CLAY,REFRCT.CONSTR.MATRL	24 000	6 531	4 058	891 ARMS AND AMMUNITION	376	2 830	1 769
663 MINERAL MANUFACTURES,NES	17 062	85 186	52 958	892 PRINTED MATTER	25 751	62 626	38 900
664 GLASS	21 870	27 762	17 154	893 ARTICLES,NES,OF PLASTICS	19 717	58 945	36 600

7 IMPORTS AND EXPORTS (SPECIAL TRADE) BY COUNTRIES OF PRODUCTION AND CONSUMPTION AND BY GROUPS OF THE SITC-REV. III 1990

GROUP DESCRIPTION	DT = 100 KG	1 000 DM	1 000 \$	GROUP DESCRIPTION	DT = 100 KG	1 000 DM	1 000 \$
894 BABY CARRIAGE, TOYS, GAMES	21 770	151 652	96 448	591 INSECTICIDES, ETC.	46 074	68 807	42 589
895 OFFICE, STATIONERY SUPPLS	22 198	117 823	73 280	592 STARCHES, INULIN, ETC.	186 098	44 054	27 163
896 WORKS OF ART, ANTIQUE ETC	236	2 938	1 830	593 EXPLOSIVES, PYROTECHNICS	63 741	154	101
897 GOLD, SILVERWARE, JEWEL NES	138	12 648	7 881	597 PREPRED ADDITIVES, LIQUIDS	191 973	25 701	16 007
898 MUSICAL INSTRUMENTS, ETC.	323 894	916 346	573 252	598 MISC. CHEMICAL PRODS, NES	21 793	13 671	8 441
899 MISC MANUFACTD GOODS NES	39 330	103 602	64 620	611 LEATHER	203	1 547	956
961 COIN NONGOLD NONCURRENT	13	2 156	1 346	612 MANUFACT. LEATHER ETC. NES	154	4 212	2 574
971 GOLD, NONMONTY EXCL ORES	1	1 573	965	613 FURSKINS, TANNED, DRESSED	6 168	5 692	3 513
972 MONETARY GOLD, GOLD COINS		307	194	625 RUBBER TYRES, TUBES, ETC.	100 531	83 932	51 692
EXPORTS	10 385 931	17 415 476	10 801 447	629 ARTICLES OF RUBBER, NES	5 032	16 944	10 507
001 LIVE ANIMALS	276	1 813	1 118	633 CORK MANUFACTURES	78	384	241
012 OTHER MEAT, MEAT OFFAL	199	123	80	634 VENEERS, PLYWOOD, ETC.	10 314	4 581	2 825
017 MEAT, OFFL, PRPD, PRSVD, NES	1 345	1 458	895	635 WOOD MANUFACTURES, NES	10 088	9 222	5 729
022 MILK AND CREAM	11 768	9 381	5 829	641 PAPER AND PAPERBOARD	148 479	56 400	34 543
024 CHEESE AND CURD	52 654	20 762	12 868	642 PAPER, PAPERBOARD, CUT ETC	18 072	14 061	8 672
025 EGGS, BIRDS, YOLKS, ALBUMIN	15 694	13 472	8 367	651 TEXTILE YARN	27 887	79 242	49 209
034 FISH, FRESH, CHILLED, FROZEN	3 425	3 405	2 123	652 COTTON FABRICS, WOVEN	6 005	35 355	21 677
035 FISH, DRIED, SALTED, SMOKED	1 289	1 352	836	653 FABRICS, MAN-MADE FIBRES	4 956	28 532	17 689
037 FISH ETC. PRPD, PRSVD, NES	3 006	2 618	1 612	654 DTH. TEXTILE FABRIC, WOVEN	5 504	30 751	18 883
045 OTHER CEREALS, UNMILLED	950	1 465	88	655 KNIT, CROCHET, FABRIC NES	579	4 849	2 897
048 CEREAL PREPARATIONS	725 821	46 566	28 706	656 TULLE, LACE, EMBROIDRY, ETC	408	4 125	2 588
054 VEGETABLES	30 867	39 674	23 722	657 SPECIAL YARN, TXTL. FABRIC	65 062	62 896	39 023
056 VEGETABLES, PRPD, PRSVD, NES	31 075	8 137	4 983	658 TEXTILE ARTICLES NES	1 934	14 419	8 932
057 FRUIT, NUTS EXCL. OIL NUTS	481	395	247	659 FLOOR COVERINGS, ETC.	6 166	11 496	7 068
058 FRUIT, PRESERVED, PREPARED	647	468	281	661 LIME, CEMENT, CONSTR. MATRL	19 263	3 634	2 235
059 FRUIT, VEGETABLE JUICES	38 106	10 162	6 161	662 CLAY, REFECT. CONSTR. MATRL	50 707	10 408	6 392
061 SUGARS, MOLASSES, HONEY	180 049	20 033	12 275	663 MINERAL MANUFACTURES, NES	12 782	21 493	13 296
062 SUGAR CONFECTIONERY	4 277	2 524	1 567	664 GLASS	27 267	48 550	29 993
071 COFFEE, COFFEE SUBSTITUTE	23 167	24 243	15 089	665 GLASSWARE	18 567	46 613	28 760
072 COCOA	35 734	20 190	12 363	666 POTTERY	5 742	27 411	17 090
073 CHOCOLATE, OTH. COCOA PREP	15 790	11 851	7 521	667 PEARLS, PRECIOUS STONES			
074 TEA AND MATE	711	1 462	883	671 PIG IRON, SPIEGELEISN, ETC	26 621	10 377	6 441
075 SPICES	1 022	1 737	1 069	672 INGOTS ETC. IRON OR STEEL	11 400	885	529
081 ANIMAL FEED STUFF	53 088	20 401	12 581	673 FLAT-ROLLED IRON ETC.	404	638	388
091 MARGARINE AND SHORTENING	137	105	65	674 FLAT-ROLLED PLATED IRON	105 400	10 253	6 312
098 EDIBLE PRD. PREPRTNS, NES	26 980	13 626	8 412	675 FLAT-ROLLED, ALLOY STEEL	26 975	8 176	5 050
111 NON-ALCOHOL. BEVERAGE, NES	7 269	1 211	737	676 IRON, STL. BAR, SHAPES ETC.	223 313	17 909	10 689
112 ALCOHOLIC BEVERAGES	171 035	91 883	56 906	677 RAILWAY TRACK IRON, STEEL	1 977	345	209
122 TOBACCO, MANUFACTURED	3 741	6 661	4 115	678 WIRE OF IRON OR STEEL	1 360	3 683	2 242
211 HIDES, SKINS (EX. FURS), RAW	380	172	107	679 TUBES, PIPES, ETC. IRON, STL	12 395	5 065	3 109
212 FURSKINS, RAW	1	58	34	681 SILVER, PLATINUM, ETC.	1 105	63 170	39 834
222 OILSEED (SFT. FIX VEG. OIL)	515	80	49	682 COPPER	5 481	5 957	3 628
232 SYNTHETIC RUBBER, ETC.	47 252	15 769	9 702	683 NICKEL	3 142	8 987	5 546
245 FUEL WOOD, WOOD CHARCOAL	442	208	129	684 ALUMINIUM	113 750	50 187	31 653
246 WOOD IN CHIPS, PARTICLES	16 249	289	179	685 LEAD	906	789	490
247 WOOD ROUGH, ROUGH SQUARED	95 222	2 192	1 308	686 ZINC	3 497	2 678	1 688
248 WOOD, SIMPLY WORKED	14 238	6 497	3 993	689 MISC. NON-FERR. BASE METAL	4 790	22 887	14 144
251 PULP AND WASTE PAPER	4 528	942	584	691 METALLIC STRUCTURES NES	18 110	21 076	13 053
261 SILK	773	2 548	1 541	692 CONTAINERS, STORAGE, TRNSP	1 591	3 055	1 886
263 COTTON	3 485	1 044	658	693 WIRE PRODUCTS EXCL. ELECT	659	1 386	833
266 SYNTHETIC FIBRES	5 976	4 464	2 763	694 NAILS, SCREWS, NUTS, ETC.	2 907	5 995	3 705
267 OTHER MAN-MADE FIBRES	1 294	728	439	695 TOOLS	12 364	91 663	56 875
268 WOOL, OTHER ANIMAL HAIR	2 261	4 219	2 539	696 CUTLERY	2 518	19 803	12 213
269 WORN CLOTHING, TEXTL. ARTL	608	78	48	697 HOUSEHOLD EQUIPMENT, NES	6 708	13 084	8 033
272 FERTILIZERS, CRUDE	14 766	565	350	699 MANUFACT. BASE METAL, NES	45 072	84 179	52 282
273 STONE, SAND AND GRAVEL	13 950	205	126	700 CPL IND PLANT (84/85/87)	5 263	14 484	8 881
277 NATURAL ABRASIVES, NES	91	1 041	672	711 STEAM GENER. BOILERS, ETC.	238	627	385
278 OTHER CRUDE MINERALS	94 030	3 683	2 281	712 STEAM TURBINES	430	3 624	2 179
285 ALUMINIUM ORE, CONCTR. ETC	14 500	6 220	3 813	713 INTRNL COMBUS PSTN ENGIN	15 859	75 811	46 760
287 ORE, CONCENTR. BASE METAL	520	5	53	714 ENGINES, MOTORS NON-ELECT	136	7 440	4 603
288 NON-FERROUS WASTE, SCRAP	14 348	5 504	3 527	716 ROTATING ELECTRIC PLANT	6 455	23 747	14 551
291 CRUDE ANIMAL MATERIALS, NES	2 357	14 823	9 247	718 DTH. PWR. GENRTNG MACHNRY	1 415	5 189	5 708
292 CRUDE VEG. MATERIALS, NES	5 946	14 679	9 044	721 AGRIC. MACHINES, EX. TRACTR	57 733	45 699	27 955
322 BRIQUETTES, LIGNITE, PEAT	59 085	1 935	1 185	722 TRACTORS	36 505	40 647	25 813
325 COKE, SEMI-COKE, RET. CARBN	149 482	4 484	2 678	723 CIVIL ENGINEERING EQUIPT	31 315	53 763	33 506
334 PETROLEUM PRODUCTS	96 400	14 878	9 175	724 TEXTILE LEATHER MACHINES	72 279	312 405	192 766
335 RESIDUAL PETROL PRODUCTS	3 385	875	532	725 PAPER, PULP MILL MACHINES	38 762	168 583	103 134
342 LIQUEFIED PROPANE, BUTANE	374	1 031	643	726 PRINTING, BOOKBINDING MACHS	65 219	321 254	200 110
421 FIXED VEG. FAT, OILS, SOFT	3 308	264	175	727 FOOD-PROCESS. MCH. NON DOM	11 948	58 314	35 845
431 ANIMAL VEG. FATS, OILS, NES	14 216	4 931	3 030	728 OTH. MACH. PTS, SPCL INDUST	98 659	388 115	247 080
511 HYDROCARBONS, NES, DERIVS	73 586	20 143	12 349	731 METAL REMOVAL WORK TOOLS	33 721	183 935	113 415
512 ALCOHOL, PHENOL, ETC. DERIV	465 038	96 551	59 812	732 MACH-TOOLS, METAL-WORKING	34 073	107 061	67 262
513 CARBOXYLIC ACIDS, DERIVS	210 762	63 964	39 778	735 PARTS, NES, FOR MACH-TOOLS	4 382	47 715	29 556
514 NITROGEN-FUNCT. COMPOUNDS	272 672	233 466	144 992	737 METALWORKING MACHNRY NES	15 621	69 952	42 606
515 ORGANIC-INORGANIC COMPOUNDS	108 423	318 015	198 482	741 HEATING, COOLING EQUIP, PART			
516 OTHER ORGANIC CHEMICALS	78 208	51 828	32 217	742 PUMPS FOR LIQUIDS, PARTS	11 180	75 793	46 648
522 INORGANIC CHEM. ELEMENTS	168 940	120 040	74 502	743 PUMPS, NES, CENTRIFUGS ETC	15 978	94 309	58 372
523 METAL. SALTS, INORGAN. ACID	302 911	62 273	38 694	744 MECHANICAL HANDLING EQUIP	29 667	46 387	28 539
524 OTHER CHEMICAL COMPOUNDS	61 730	32 656	20 211	745 OTH. NONELEC MCH, TOOL, NES	45 039	241 638	147 654
525 RADIO-ACTIVE MATERIALS	795	134 902	82 374	746 BALL OR ROLLER BEARINGS	10 657	38 560	24 032
531 SYNTH. COLOURS, LAKES, ETC.	72 459	200 465	124 369	747 TAPS, COCKS, VALVES, ETC.	8 265	74 781	45 604
532 DYEING, TANNING MATERIALS	40 295	12 631	7 790	748 TRANSMISSIONS SHAFTS ETC	12 569	46 237	28 651
533 PIGMENTS, PAINTS, ETC.	148 916	73 214	45 382	749 NON-ELECT MACH. PARTS, ETC	5 372	24 086	14 936
541 MEDICINES, ETC. EXC. GRP542	24 326	557 061	346 645	751 OFFICE MACHINES	2 834	26 339	16 628
542 MEDICAMENTS	27 459	485 665	300 018	752 AUTOMATC. DATA PROC. EQUIP	3 524	65 119	40 194
551 ESSENT. OIL, PERFUME, FLAVR	4 567	11 699	7 223	759 PARTS, FOR OFFICE MACHINS	2 699	101 280	63 085
553 PERFUMERY, COSMETICS, ETC.	29 223	35 795	22 055	761 TELEVISION RECEIVERS ETC	72	905	559
554 SOAP, CLEANERS, POLISH, ETC	52 899	24 898	15 423	762 RADIO-BROADCAST RECEIVER	46	766	459
562 FERTILIZER, EXCEPT GRP272	1 077 481	33 036	20 396	763 SOUND RECORDER, PHONOGRPH	190	3 688	2 332
571 POLYMERS OF ETHYLENE	10 771	3 150	1 933	764 TELECOMM. EQUIP. PARTS NES	2 029	24 806	15 297
572 POLYMERS OF STYRENE	1 262	337	209	771 ELECT POWER MACHNRY, PARTS	2 979	44 104	27 949
573 POLYMERS, VINYL CHLORIDE	56 203	15 871	9 813	772 ELEC. SWITCH, RELAY, CIRCUIT	12 791	124 748	77 374
574 POLYACETAL, POLYCARBONATE	40 319	24 137	14 888	773 ELECTR DISTRIB. EQPT NES	1 672	10 256	6 390
575 OTH. PLASTIC, PRIMARY FORM	246 725	178 867	111 206	774 ELECTRO-MEDCL. XRAY EQUIP	10 159	122 524	76 035
581 PLASTIC TUBE, PIPE, HOSE	3 509	7 394	4 556	775 DOM. ELEC. NON-ELEC. EQUIPT	51 184	285 259	175 330
582 PLASTIC PLATE, SHEETS, ETC	40 711	54 973	34 000	776 TRANSISTORS, VALVES, ETC.	920	67 332	41 589
583 MONOFILAMENT OF PLASTICS	2 148	2 603	1 591	778 ELECTRIC, MACH. APPART. NES	48 073	289 694	179 401
				781 PASS. MOTOR VEHCLS. EX. BUS	1 751 484	6 275 052	3 904 878

7 IMPORTS AND EXPORTS (SPECIAL TRADE) BY COUNTRIES OF PRODUCTION AND CONSUMPTION AND BY GROUPS OF THE SITC-REV. III 1990

GROUP DESCRIPTION	DT = 100 KG	1 000 DM	1 000 \$	GROUP DESCRIPTION	DT = 100 KG	1 000 DM	1 000 \$
782 GOODS, SPCL TRANSPORT VEH	63 331	104 695	64 915	611 LEATHER	2 795	10 009	6 147
783 ROAD MOTOR VEHICLES NES	1 972	4 880	2 963	612 MANUFACT. LEATHER ETC. NES	1 067	1 828	1 124
784 PARTS, TRACTORS, MOTOR VEH	110 669	392 525	243 629	621 MATERIALS OF RUBBER	285	498	313
785 CYCLES, MOTORCYCLES ETC.	6 129	29 114	17 937	625 RUBBER TYRES, TUBES, ETC.	52 989	29 784	18 553
786 TRAILERS, SEMI-TRAILER, ETC	11 933	17 328	10 653	629 ARTICLES OF RUBBER, NES	12 281	16 200	10 020
791 RAILWAY VEHICLES, EQUIPNT	452	950	585	633 CORK MANUFACTURES	85	82	51
792 AIRCRAFT, ASSCCTD. EQUIPNT	751	69 697	42 786	634 VENEERS, PLYWOOD, ETC.	21 001	6 117	3 746
793 SHIP, BOAT, FLOAT, STRUCTRS	3 119	9 341	5 696	635 WOOD MANUFACTURES, NES	30 995	30 563	19 145
811 PREFABRICATED BUILDINGS	2 873	3 113	1 947	641 PAPER AND PAPERBOARD	738	802	511
812 PLUMBING, SANITRY, EOPT. ETC	2 485	3 306	2 030	642 PAPER, PAPERBOARD, CUT ETC	7 237	8 262	5 193
813 LIGHTING FIXTURES ETC. NES	3 494	16 698	10 403	651 TEXTILE YARN	21 738	12 938	8 101
821 FURNITURE, CUSHIONS, ETC.	70 443	119 048	73 574	652 COTTON FABRICS, WOVEN	28 910	37 726	23 383
831 TRUNK, SUIT-CASES, BAG, ETC	2 449	57 689	35 777	653 FABRICS, MAN-MADE FIBRES	132 911	141 982	87 756
841 MENS, BOYS CLOTHING, X-KNIT	645	14 306	8 894	654 OTH. TEXTILE FABRIC, WOVEN	1 354	1 189	772
842 WOMEN, GIRL CLOTHING, X-KNIT	1 090	54 190	33 473	655 KNIT, CROCHET, FABRIC NES	1 176	1 702	1 104
843 MENS, BOYS CLOTHING, KNIT	140	2 694	1 674	656 TULLE, LACE, EMBROIDRY, ETC	3 032	10 329	6 403
844 WOMEN, GIRLS CLOTHING, KNIT	156	4 851	3 029	657 SPECIAL YARN, TXTL. FABRIC	6 144	6 233	3 840
845 OTHR. TEXTILE APPAREL, NES	588	18 029	11 246	658 TEXTILE ARTICLES NES	15 714	25 065	15 470
846 CLOTHING ACCESSRS, FABRIC	431	8 982	5 583	661 LIME, CEMENT, CONSTR. MATRL	9 477	2 916	1 813
848 CLOTHING, NONTXTL; HEADGEAR	615	31 595	19 366	662 CLAY, REFRCT. CONSTR. MATRL	315	79	50
851 FOOTWEAR	2 064	12 295	7 646	663 MINERAL MANUFACTURES, NES	4 928	4 729	2 925
871 OPTICAL INSTRUMENTS, NES	1 528	46 523	28 745	664 GLASS	15 952	8 186	5 184
872 MEDICAL INSTRUMENTS NES	7 253	204 389	127 088	665 GLASSWARE	9 131	13 411	8 372
873 METERS, COUNTERS, NES	324	7 546	4 647	666 POTTERY	84 607	67 903	42 327
874 MEASURE, CONTROL INSTRMNT	13 761	322 348	199 915	667 PEARLS, PRECIOUS STONES	.	.	.
881 PHOTOGRAPH APPAR. ETC. NES	3 172	65 316	40 364	672 INGOTS ETC. IRON OR STEEL	221 661	52 153	30 935
882 PHOTO. CINEMATOGRPH. SUPPL	7 431	20 351	12 593	675 FLAT-ROLLED, ALLOY STEEL	39	67	41
883 CINE. FILM EXPOS. DEVELOPD	5	181	107	676 IRON, STL. BAR, SHAPES ETC.	110	144	91
884 OPTICAL GOODS NES	887	36 556	22 790	678 WIRE OF IRON OR STEEL	1 123	722	435
885 WATCHES AND CLOCKS	1 467	43 414	27 218	679 TUBES, PIPES, ETC. IRON, STL	16 066	8 035	4 943
891 ARMS AND AMMUNITION	352	2 193	1 362	682 COPPER	2 046	2 128	1 333
892 PRINTED MATTER	17 853	66 840	41 300	683 NICKEL	960	1 337	851
893 ARTICLES, NES, OF PLASTICS	19 949	54 180	33 667	684 ALUMINIUM	2 797	864	539
894 BABY CARRIAGE, TOYS, GAMES	25 525	84 200	51 807	688 MISC. NON-FERR. BASE METAL	235	716	430
895 OFFICE, STATIOENRY SUPPLS	5 356	41 648	25 930	691 METALLIC STRUCTURES NES	698	448	278
896 WORKS OF ART, ANTIQUE ETC	610	132 970	80 030	692 CONTAINERS, STORAGE, TRNSP	1 236	1 096	686
897 GOLD, SILVERWARE, JEWEL NES	246	72 644	44 679	693 WIRE PRODUCTS EXCL. ELECT	2 543	1 367	848
898 MUSICAL INSTRUMENTS, ETC.	11 100	104 452	64 520	694 NAILS, SCREWS, NUTS, ETC.	202 093	67 888	42 269
899 MISC MANUFACTD GOODS NES	3 646	35 496	21 976	695 TOOLS	175 196	125 743	78 503
961 COIN NONGOLD NONCURRENT	15	385	236	696 CUTLERY	10 048	16 245	10 148
971 GOLD, NONMONTRY EXCL ORES	3	4 905	3 134	697 HOUSEHOLD EQUIPMENT, NES	75 137	44 830	27 956
				699 MANUFACT. BASE METAL, NES	94 614	99 611	61 858
TAIWAN				711 STEAM GENER. BOILERS, ETC.	24	60	38
IMPORTS	3 729 317	6 139 836	3 823 867	713 INTRNL COMBUS PSTN ENGIN	212	428	267
025 EGGS, BIRDS, YOLKS, ALBUMIN	94	52	32	716 ROTATING ELECTRIC PLANT	3 769	14 836	9 131
034 FISH, FRESH, CHILLED, FROZEN	4 113	2 432	1 577	721 AGRIC. MACHINES, EX. TRACTR	578	556	336
037 FISH ETC. PREPD, PRSVD. NES	1 239	501	300	724 TEXTILE, LEATHER MACHINES	25 057	53 490	33 603
042 RICE	431	53	33	725 PAPER, PULP MILL MACHINES	1 238	854	532
048 CEREAL PREPARATIONS	2 482	1 119	695	726 PRNTNG, BOOKBINDNG MACHS	465	1 965	1 214
054 VEGETABLES	19 629	6 531	3 949	727 FOOD-PROCESS. MCH. NON DOM	455	286	180
056 VEGETABLES, PRPD, PRSVD, NES	25 390	8 566	5 318	728 OTH. MACH. PTS, SPCL INDUSTR	6 707	7 978	4 977
058 FRUIT, PRESERVED, PREPARED	1 420	509	309	731 METAL REMOVAL WORK TOOLS	51 820	64 177	40 028
062 SUGAR CONFECTIONERY	1 366	1 877	1 164	733 MACH-TOOLS, METAL-WORKING	1 892	2 912	1 781
074 TEA AND MATE	507	458	282	735 PARTS, NES, FOR MACH-TOOLS	3 051	5 242	3 246
081 ANIMAL FEED STUFF	320	398	252	737 METALWORKING MACHNRY NES	483	1 418	876
098 EDIBLE PROD. PREPRTNS, NES	4 800	1 649	1 030	741 HEATING, COOLNG EQUIP, PART	2 561	5 141	3 139
112 ALCOHOLIC BEVERAGES	797	449	277	742 PUMPS FOR LIQUIDS, PARTS	766	1 352	843
121 TOBACCO, UNMANUFACTURED	189	49	30	743 PUMPS NES, CENTRIFUGS ETC	23 693	22 130	13 643
223 OILSEED(OTH. FIX. VEG. OIL)	4	70	47	744 MECHANICAL HANDLING EQUIP	19 206	7 771	4 876
232 SYNTHETIC RUBBER, ETC.	27 270	6 230	3 800	745 OTH. NONELEC MCH, TOOL, NES	11 231	22 069	13 702
266 SYNTHETIC FIBRES	22 002	4 795	3 003	746 BALL OR ROLLER BEARINGS	15 531	25 174	15 599
269 WORN CLOTHING, TEXTL. ARTL	195	54	36	747 TAPS, COCKS, VALVES, ETC.	4 359	10 484	6 479
282 FERROUS WASTE AND SCRAP	2 666	399	246	748 TRANSMISSIONS SHAFTS ETC	11 973	8 272	5 142
284 NICKEL ORES, CONCTR, MATTE	640	885	574	749 NON-ELECT MACH. PARTS, ETC	1 021	3 589	2 242
288 NON-FERROUS WASTE, SCRAP	2 456	1 123	703	751 OFFICE MACHINES	7 261	44 532	27 825
291 CRUDE ANIMAL MATERIALS, NES	5 704	4 288	2 661	752 AUTOMATC. DATA PROC. EQUIP	93 259	895 519	559 677
292 CRUDE VEG. MATERIALS, NES	6 223	4 639	2 849	759 PARTS, FOR OFFICE MACHINS	97 505	377 707	236 455
411 ANIMAL OILS AND FATS	1 477	219	136	761 TELEVISION RECEIVERS ETC	37 232	110 259	68 854
511 HYDROCARBONS, NES, DERIVTS	1 990	1 309	786	762 RADIO-BROADCAST RECEIVER	54 869	152 228	95 050
512 ALCOHOL, PHENOL, ETC. DERIV	833	485	299	763 SOUND RECORDER, PHONOGRPH	15 344	68 661	42 695
513 CARBOXYLIC ACIDS, DERIVTS	11 418	2 900	1 837	764 TELECOMM. EQUIP, PARTS NES	96 988	211 272	132 205
514 NITROGEN-FUNCT. COMPOUNDS	12 673	4 337	2 748	771 ELECT POWER MACHNRY, PARTS	17 437	64 367	39 644
515 ORGANIC-INORGANIC COMPNDS	2 300	4 873	3 148	772 ELEC. SWITCH, RELAY, CIRCUIT	25 863	143 279	89 440
516 OTHER ORGANIC CHEMICALS	1 769	3 994	2 484	773 ELECTR. DISTRIBUT. EOPT NES	33 381	54 640	34 042
522 INORGANIC CHEM. ELEMENTS	41 690	6 353	3 938	774 ELECTRO-MEDCL. XRAY EQUIP	41	818	508
523 METAL. SALTS, INORGAN. ACID	8 450	2 088	1 295	775 DOM. ELEC. NON-ELEC. EQUIPT	9 365	17 762	10 929
524 OTHER CHEMICAL COMPOUNDS	495	121	74	776 TRANSISTORS, VALVES, ETC.	11 511	229 080	143 256
525 RADIO-ACTIVE MATERIALS	42	453	278	778 ELECTRIC MACH. APPART. NES	125 256	378 648	236 394
531 SYNTH. COLOURS, LAKES, ETC.	1 940	3 191	2 010	781 PASS. MOTOR VEHCLS, EX. BUS	210	394	252
532 DYEING, TANNING MATERIALS	81	898	531	782 GOODS, SPCL TRANSPORT VEH	162	218	131
533 PIGMENTS, PAINTS, ETC.	367	388	247	784 PARTS, TRACTORS, MOTOR VEH	7 922	7 577	4 716
541 MEDICINES, ETC. EXC. GRPS 42	2 978	5 544	3 440	785 CYCLES, MOTORCYCLES ETC.	136 010	196 340	121 653
551 ESSENTL. OIL, PERFUME, FLAVR	60	64	39	786 TRAILERS, SEMI-TRAILR, ETC	5 105	3 277	2 036
553 PERFUMERY, COSMETICS, ETC.	12 531	18 726	11 555	792 AIRCRAFT, ASSCCTD. EQUIPNT	1	203	130
554 SOAP, CLEANERS, POLISH, ETC	77	243	147	793 SHIP, BOAT, FLOAT, STRUCTRS	11 562	13 395	8 210
571 POLYMERS OF ETHYLENE	346	135	81	813 LIGHTING FIXTURES ETC. NES	46 944	66 364	41 505
572 POLYMERS OF STYRENE	48 650	11 731	7 291	821 FURNITURE, CUSHIONS, ETC.	143 651	76 348	47 600
574 POLYACETAL, POLYCARBONATE	15 927	4 329	2 691	831 TRUNK, SUIT-CASES, BAG, ETC	89 801	128 399	79 762
575 OTH. PLASTIC, PRIMARY FORM	47 205	18 351	11 363	841 MENS, BOYS CLOTHING, X-KNIT	17 699	61 594	38 222
579 PLASTIC WASTE, SCRAP ETC	455	298	186	842 WOMEN, GIRL CLOTHING, X-KNIT	27 578	135 530	82 996
581 PLASTIC TUBE, PIPE, HOSE	878	1 312	821	843 MENS, BOYS CLOTHING, KNIT	6 066	23 467	14 404
582 PLASTIC PLATE, SHEETS, ETC	15 736	9 168	5 719	844 WOMEN, GIRLS CLOTHING, KNIT	7 795	26 419	16 372
583 MONOFILAMENT OF PLASTICS	338	1 752	1 086	845 OTHR. TEXTILE APPAREL, NES	38 150	154 284	96 445
591 INSECTICIDES, ETC.	208	305	184	846 CLOTHING ACCESSRS, FABRIC	8 930	22 936	14 357
592 STARCHES, INULIN, ETC.	897	664	417	848 CLOTHING, NONTXTL; HEADGEAR	14 639	22 053	13 657
593 EXPLOSIVES, PYROTECHNICS	1 218	1 194	759	851 FOOTWEAR	111 404	290 656	180 035
598 MISC. CHEMICAL PRODS. NES	3 271	1 029	632	871 OPTICAL INSTRUMENTS, NES	879	4 468	2 822
				872 MEDICAL INSTRUMENTS NES	715	1 715	1 059
				873 METERS, COUNTERS, NES	881	8 591	5 329

7 IMPORTS AND EXPORTS (SPECIAL TRADE) BY COUNTRIES OF PRODUCTION AND CONSUMPTION AND BY GROUPS OF THE SITC-REV. III 1990

GROUP DESCRIPTION	DT = 100 KG	1 000 DM	1 000 \$	GROUP DESCRIPTION	DT = 100 KG	1 000 DM	1 000 \$
874 MEASURE, CONTROL INSTRMNT	8 141	40 551	24 796	641 PAPER AND PAPERBOARD	44 337	13 779	8 490
881 PHOTOGRAPH APPAR. ETC. NES	8 240	49 369	30 802	642 PAPER, PAPERBOARD, CUT ETC	41 389	30 728	18 870
882 PHOTO. CINEMATOGRPH. SUPPL	210	469	296	651 TEXTILE YARN	4 040	4 123	2 591
883 CINE. FILM EXPOSD. DEVELOPD		54	32	652 COTTON FABRICS, WOVEN	1 062	5 756	3 569
884 OPTICAL GOODS NES	5 145	27 092	16 594	653 FABRICS, MAN-MADE FIBRES	2 187	11 551	7 060
885 WATCHES AND CLOCKS	21 648	43 306	27 120	654 OTH. TEXTILE FABRIC, WOVEN	4 479	8 101	4 990
891 ARMS AND AMMUNITION	115	370	228	655 KNIT, CROCHET, FABRIC NES	308	2 212	1 365
892 PRINTED MATTER	3 901	6 035	3 772	656 TULLE, LACE, EMBROIDRY, ETC	61	513	318
893 ARTICLES, NES, OF PLASTICS	168 275	127 777	79 541	657 SPECIAL YARN, TXTL. FABRIC	9 552	15 211	9 412
894 BABY CARRIAGE, TOYS, GAMES	286 893	340 628	211 884	658 TEXTILE ARTICLES NES	398	855	536
895 OFFICE, STATIONERY SUPPLS	7 389	12 589	7 807	659 FLOOR COVERINGS, ETC.	1 136	613	376
896 WORKS OF ART, ANTIQUE ETC	1 074	1 898	1 203	661 LIME, CEMENT, CONSTR. MATRL	1 467	519	322
897 GOLD, SILVERWARE, JEWEL NES	3 357	29 494	18 299	662 CLAY, REFRCT. CONSTR. MATRL	85 849	12 500	7 747
898 MUSICAL INSTRUMENTS, ETC.	17 895	43 306	27 112	663 MINERAL MANUFACTURES, NES	26 780	17 616	10 886
899 MISC MANUFCTRD GOODS NES	52 551	81 527	50 742	664 GLASS	22 178	7 977	4 948
				665 GLASSWARE	1 481	2 916	1 812
EXPORTS	5 520 545	3 899 524	2 417 664	666 POTTERY	399	780	473
001 LIVE ANIMALS	52	558	346	667 PEARLS, PRECIOUS STONES			
016 MEAT, ED. OFFL, DRY, SLT, SMK	54	106	67	671 PIG IRON, SPIEGELEISN, ETC	8 316	1 823	1 121
022 MILK AND CREAM	14 768	1 025	682	672 INGOTS ETC. IRON OR STEEL	2 150	132	79
025 EGGS, BIRDS, YOLKS, ALBUMIN	203	133	90	673 FLAT-ROLLED IRON ETC.	10 301	2 297	1 431
034 FISH, FRESH, CHILLED, FROZEN	29	2 551	1 546	674 FLAT-ROLLED PLATED IRON	2 499	778	478
035 FISH, DRIED, SALTED, SMOKED	23	79	51	675 FLAT-ROLLED, ALLOY STEEL	384 192	101 083	60 757
037 FISH ETC. PREPD, PRSVD. NES	16	135	84	676 IRON, STL. BAR, SHAPES ETC.	741 447	55 002	33 458
048 CEREAL PREPARATIONS	1 080	470	286	677 RAILWAY TRACK IRON, STEEL	999	935	557
054 VEGETABLES	691	631	372	678 WIRE OF IRON OR STEEL	2 496	1 665	1 024
057 FRUIT, NUTS EXCL. OIL NUTS	1 337	1 486	885	679 TUBES, PIPES, ETC. IRON, STL	47 658	11 787	7 419
058 FRUIT, PRESERVED, PREPARED	2 592	2 174	1 355	681 SILVER, PLATINUM, ETC.	79	2 018	1 250
061 SUGARS, MOLASSES, HONEY	6 232	796	490	682 COPPER	32 284	22 602	13 843
062 SUGAR CONFECTIONERY	4 828	1 767	1 090	683 NICKEL	583	1 587	998
071 COFFEE, COFFEE SUBSTITUTE	1 347	2 001	1 238	684 ALUMINIUM	38 096	31 095	19 371
073 CHOCOLATE, OTH. COCOA PREP	2 055	1 587	990	685 LEAD	78	217	138
081 ANIMAL FEED STUFF	70 120	9 458	5 939	686 ZINC	1 207	585	366
091 MARGARINE AND SHORTENING	467	156	95	689 MISC. NON-FERR. BASE METAL	680	3 071	1 896
098 EDIBLE PROD. PREPRTNS, NES	1 748	1 365	838	691 METALLIC STRUCTURES NES	21 460	21 229	13 193
111 NON-ALCOHOL. BEVERAGE, NES	1 707	328	197	692 CONTAINERS, STORAGE, TRNSP	648	1 287	788
112 ALCOHOLIC BEVERAGES	17 697	2 807	1 698	693 WIRE PRODUCTS EXCL. ELECT	131	1 194	731
122 TOBACCO, MANUFACTURED	1 001	3 714	2 302	694 NAILS, SCREWS, NUTS, ETC.	396	1 025	626
211 HIDES, SKINS (EX. FURS), RAW	2 319	599	395	695 TOOLS	6 178	22 283	13 724
232 SYNTHETIC RUBBER, ETC.	16 921	3 684	2 296	696 CUTLERY	157	1 792	1 108
247 WOOD ROUGH, ROUGH SQUARED	2 025	183	112	697 HOUSEHOLD EQUIPMENT, NES	3 283	5 293	3 567
248 WOOD, SIMPLY WORKED	357	110	70	699 MANUFACT. BASE METAL, NES	11 360	18 258	11 323
251 PULP AND WASTE PAPER	186 747	7 720	4 788	700 CPL IND PLANT (84/85/87)	8 044	52 931	33 181
266 SYNTHETIC FIBRES	27 247	6 089	3 724	711 STEAM GENER. BOILERS, ETC.	2 366	2 114	1 293
268 WOOL, OTHER ANIMAL HAIR	465	684	429	712 STEAM TURBINES	4 588	18 042	11 030
272 FERTILIZERS, CRUDE	24 528	1 016	631	713 INTRNL COMBUS PSTN ENGIN	2 443	21 004	13 611
273 STONE, SAND AND GRAVEL	7 972	152	91	714 ENGINES, MOTORS NON-ELECT	9 106	17 288	10 451
278 OTHER CRUDE MINERALS	24 827	3 470	2 153	716 ROTATING ELECTRIC PLANT	14 898	42 362	26 484
282 FERROUS WASTE AND SCRAP	402	312	197	717 OTH. POWR. GENRTNG. MACHNRY	312	2 120	1 290
285 ALUMINIUM ORE, CONCTR, ETC	201	62	37	721 AGRIC. MACHINES, EX. TRACTR	2 834	4 464	2 751
288 NON-FERROUS WASTE, SCRAP	140 925	19 541	12 136	722 TRACTORS	3 016	3 443	2 150
291 CRUDE ANIMAL MATERIALS, NES	386	1 536	955	723 CIVIL ENGINEERING EQUIPT	13 922	21 734	13 268
292 CRUDE VEG. MATERIALS, NES	875	727	452	724 TEXTILE, LEATHER MACHINES	95 067	142 045	87 613
322 BRIQUETTES, LIGNITE, PEAT	3 579	135	85	725 PAPER, PULP MILL MACHINES	4 200	21 063	12 941
334 PETROLEUM PRODUCTS	45 573	10 066	6 304	726 PRINTING, BOOKBINDING MACHS	13 435	58 240	35 818
335 RESIDUAL PETROL. PRODUCTS	8 459	1 452	911	727 FOOD-PROCESS. MCH. NON DOM	1 463	5 508	4 003
421 FIXED VEG. FAT, OILS, SOFT	4 000	397	244	728 OTH. MACH. PTS, SPCL INDUST	46 901	185 990	114 611
431 ANIMAL, VEG. FATS, OILS, NES	2 353	423	265	731 METAL REMOVAL WORK TOOLS	6 067	22 492	13 918
511 HYDROCARBONS, NES, DERIVTS	42 172	10 924	6 731	732 MACH-TOOLS, METAL-WORKING	7 702	32 138	19 931
512 ALCOHOL, PHENOL, ETC. DERIV	778 059	78 463	48 570	733 PARTS, NES, FOR MACH-TOOLS	1 915	15 550	9 545
513 CARBOXYLIC ACIDS, DERIVTS	93 721	18 653	11 567	737 METALWORKING MACHNRY NES	9 076	17 453	10 912
514 NITROGEN-FUNCT. COMPOUNDS	103 606	42 818	26 466	741 HEATING, COOLING EQUIP. PART			
515 ORGANO-INORGANIC COMPOUNDS	18 907	28 687	17 520	742 PUMPS FOR LIQUIDS, PARTS	6 773	33 168	20 687
516 OTHER ORGANIC CHEMICALS	179 700	24 734	15 533	743 PUMPS NES, CENTRIFUGS ETC	26 043	86 723	52 955
522 INORGANIC CHEM. ELEMENTS	120 802	46 669	29 160	744 MECHANICAL HANDLING EQUIP	40 224	74 108	45 781
523 METAL, SALTS, INORGAN. ACID	250 724	25 864	15 946	745 OTH. NONELEC MCH. TOOL, NES	12 326	60 400	37 179
524 OTHER CHEMICAL COMPOUNDS	9 290	4 684	2 902	746 BALL OR ROLLER BEARINGS	2 679	10 374	6 437
525 RADIO-ACTIVE MATERIALS	2	201	118	747 TAPS, COCKS, VALVES, ETC.	6 498	27 700	17 159
531 SYNTH. COLOURS, LAKES, ETC.	26 376	84 480	52 920	748 TRANSMISSIONS SHAFTS ETC	5 984	19 427	11 894
532 DYEING, TANNING MATERIALS	65 089	12 333	7 614	749 NON-ELECT. MACH. PARTS, ETC	2 530	12 727	7 918
533 PIGMENTS, PAINTS, ETC.	75 691	44 390	27 718	751 OFFICE MACHINES	1 128	6 411	3 989
541 MEDICINES, ETC. EXC. GRP 542	2 296	16 299	10 086	752 AUTOMATC. DATA PROC. EQUIP	4 465	14 813	9 214
542 MEDICAMENTS	7 041	34 047	21 164	753 PARTS, FOR OFFICE MACHINS	2 805	33 090	20 704
551 ESSENT. OIL, PERFUME, FLAVR	1 407	3 977	2 452	761 TELEVISION RECEIVERS ETC	1 375	3 393	2 074
553 PERFUMERY, COSMETICS, ETC.	6 912	8 189	5 088	762 RADIO-BROADCAST RECEIVER	159	2 357	1 421
554 SOAP, CLEANERS, POLISH, ETC	40 794	21 926	13 589	763 SOUND RECORDER, PHONOGRPH	100	1 030	629
562 FERTILIZER, EXCEPT GRP 272	10 771	1 049	642	764 TELECOMM. EQUIP. PARTS NES	4 211	45 079	28 743
571 POLYMERS OF ETHYLENE	22 723	3 986	2 451	771 ELECT. POWER MACHNRY. PARTS	5 785	11 276	7 006
572 POLYMERS OF STYRENE	7 526	1 708	1 059	772 ELECT. SWITCH, RELAY, CIRCUIT	11 451	66 498	41 153
573 POLYMERS, VINYL CHLORIDE	10 760	4 686	2 918	773 ELECTR. DISTRIB. EQPT NES	5 243	7 272	4 565
574 POLYACETAL, POLYCARBONATE	35 310	14 548	9 200	774 ELECTRO-MEDCL. XRAY EQUIP	1 383	21 970	13 418
575 OTH. PLASTIC, PRIMARY FORM	229 847	97 430	60 384	775 DOM. ELEC. NON-ELEC. EQUIPT	5 576	9 718	5 980
581 PLASTIC TUBE, PIPE, HOSE	664	1 559	949	776 TRANSISTORS, VALVES, ETC.	9 271	167 556	104 208
582 PLASTIC PLATE, SHEETS, ETC	26 024	29 351	18 074	778 ELECTRIC. MACH. APPART. NES	27 013	64 098	39 451
583 MONOFILAMENT OF PLASTICS	3 521	1 802	1 123	781 PASS. MOTOR VEHCL. EX. BUS	159 497	339 816	241 682
591 INSECTICIDES, ETC.	12 393	17 976	10 981	782 GOODS, SPCL TRANSPORT VEH	10 509	17 465	11 155
592 STARCHES, INULIN, ETC.	152 893	12 079	7 393	783 ROAD MOTOR VEHICLES NES	3 164	5 100	3 065
593 EXPLOSIVES, PYROTECHNICS	368	370	231	784 PARTS, TRACTORS, MOTOR VEH	23 592	59 349	36 694
597 PREPD ADDITIVES, LIQUIDS	56 638	23 076	14 268	785 CYCLES, MOTORCYCLES ETC.	760	2 293	1 415
598 MISC. CHEMICAL PRODS. NES	186 704	75 569	46 970	786 TRAILERS, SEMI-TRAILR, ETC	11 638	6 803	4 199
600 CPL IND PLANT CHAP 69-76	1 190	6 554	4 048	791 RAILWAY VEHICLES. EQUIPNT	39	148	89
611 LEATHER	3 386	2 345	1 452	792 AIRCRAFT, ASSOCTD. EQUIPNT	13	2 446	1 531
612 MANUFACT. LEATHER ETC. NES	31	293	184	793 SHIP, BOAT, FLOAT. STRUCTRS	26 012	208 078	139 394
621 MATERIALS OF RUBBER	1 334	3 227	1 964	800 CPL IND PLANT CHAP 90/94	110	3 165	1 893
625 RUBBER TYRES, TUBES, ETC.	16 223	12 003	7 412	811 PREFABRICATED BUILDINGS	417	344	209
629 ARTICLES OF RUBBER, NES	815	2 838	1 767	812 PLUMBING, SANITRY, EQPT, ETC	1 130	1 062	657
634 VENEERS, PLYWOOD, ETC.	26 033	3 544	2 191	813 LIGHTING FIXTURES ETC. NES	1 040	3 721	2 305
635 WOOD MANUFACTURES, NES	4 228	1 546	949	821 FURNITURE, CUSHIONS, ETC.	14 139	11 745	7 211
				831 TRUNK, SUIT-CASES, BAG, ETC	164	1 745	1 075

7 IMPORTS AND EXPORTS (SPECIAL TRADE) BY COUNTRIES OF PRODUCTION AND CONSUMPTION AND BY GROUPS OF THE SITC-REV. III 1990

GROUP DESCRIPTION	DT = 100 KG	1 000 DM	1 000 \$	GROUP DESCRIPTION	DT = 100 KG	1 000 DM	1 000 \$
841 MENS,BOYS CLOTHNG,X-KNIT	113	2 126	1 322	653 MINERAL MANUFACTURES,NES	84	97	59
842 WOMEN,GIRL CLOTHNG,XKNIT	226	9 403	5 798	654 GLASS	1 134	1 676	1 038
843 MENS,BOYS CLOTHING,KNIT	11	171	106	655 GLASSWARE	756	757	481
844 WOMEN,GIRLS CLOTHNG,KNIT	21	714	450	656 POTTERY	8 780	2 641	1 658
845 OTHR.TEXTILE APPAREL,NES	95	2 400	1 509	657 PEARLS,PRECIOUS STONES			
846 CLOTHING ACCESSRS,FABRIC	137	2 748	1 676	671 PIG IRON,SPIEGELEISN,ETC	864	683	413
848 CLOTHING,NONTXTL;HEADGEAR	92	1 028	644	679 TUBES,PIPES,ETC.IRON,STL	109	361	241
851 FOOTWEAR	381	2 081	1 286	681 SILVER,PLATINUM,ETC.	24	656	389
871 OPTICAL INSTRUMENTS,NES	155	7 209	4 481	682 COPPER	1 830	641	409
872 MEDICAL INSTRUMENTS NES	808	18 073	11 221	684 ALUMINIUM	1 103	452	300
873 METERS,COUNTERS,NES	60	1 384	842	687 TIN	2 951	1 005	615
874 MEASURE,CONTROL INSTRMNT	4 913	94 658	58 664	689 MISC.NON-FERR.BASE METAL	2 951	1 031	639
881 PHOTOGRAPH APPAR.ETC.NES	766	5 978	3 686	692 CONTAINERS,STORAGE,TRNSP	871	715	450
882 PHOTO.CINEMATOGPH.SUPPL	4 866	7 889	4 870	693 WIRE PRODUCTS EXCL.ELECT	504	217	132
884 OPTICAL GOODS NES	44	2 296	2 682	694 NAILS,SCREWS,NUTS,ETC.	5 280	3 436	2 109
885 WATCHES AND CLOCKS	449	3 968	2 443	695 TOOLS	7 138	6 782	4 225
891 ARMS AND AMMUNITION	753	525	323	696 CUTLERY	3 025	4 801	3 008
892 PRINTED MATTER	1 889	4 350	2 709	697 HOUSEHOLD EQUIPMENT,NES	22 295	20 800	12 997
893 ARTICLES,NES,OF PLASTICS	8 282	13 347	8 251	699 MANUFACTS.BASE METAL,NES	5 416	7 806	4 839
894 BABY CARRIAGE,TOYS,GAMES	5 198	8 427	5 187	713 INTRNL COMBUS PSTN ENGIN	320	1 975	1 230
895 OFFICE,STATIONERY SUPPLS	2 144	9 989	6 170	714 ENGINES,MOTORS NON-ELECT	45	5 969	3 577
896 WORKS OF ART,ANTIQUE ETC	144	384	228	716 ROTATING ELECTRIC PLANT	6 244	17 499	10 836
897 GOLD,SILVERWARE,JEWEL NES	27	3 781	2 380	718 OTH.POWR.GENRTNG.MACHNRY	6	63	39
898 MUSICAL INSTRUMENTS,ETC.	1 889	10 853	6 741	723 CIVIL ENGINEERING EQUIPT	184	100	66
899 MISC MANUFCTRD GOODS NES	733	6 471	4 012	724 TEXTILE,LEATHER MACHINES	308	876	535
				725 PAPER,PULP MILL MACHINES	159	130	78
				726 PRINTNG,BOOKBINDNG MACHS	380	2 095	1 288
				728 OTH.MACH,PTS,SPCL INDUST	315	952	587
				731 METAL REMOVAL WORK TOOLS	97	158	100
				733 MACH-TOOLS,METAL-WORKING	43	584	372
				735 PARTS,NES,FOR MACH-TOOLS	70	200	122
				737 METALWORKING MACHNRY NES	379	958	585
				741 HEATING,COOLNG EQUIP,PART	214	291	174
				742 PUMPS FOR LIQUIDS,PARTS	270	346	213
				743 PUMPS NES,CENTRIFUGS ETC	2 637	2 112	1 290
				744 MECHANICAL HANDLING EQUIP	1 078	614	381
				745 OTH.NONELEC MCH,TOOL,NES	1 899	3 672	2 261
				746 BALL OR ROLLER BEARINGS	2 338	2 788	1 727
				747 TAPS,COCKS,VALVES,ETC.	115	335	205
				748 TRANSMISSIONS SHAFTS ETC	761	421	258
				749 NON-ELECT MACH,PARTS,ETC	179	1 218	769
				751 OFFICE MACHINES	16 660	72 346	45 401
				752 AUTOMATC.DATA PROC.EQUIP	33 120	566 061	353 653
				759 PARTS,FOR OFFICE MACHINS	7 276	75 753	47 165
				761 TELEVISION RECEIVERS ETC	60 694	125 950	80 235
				762 RADIO-BROADCAST RECEIVER	53 525	99 843	63 067
				763 SOUND RECORDER,PHONOGRPH	6 517	26 687	16 740
				764 TELECOMM.EQUIP,PARTS NES	10 970	52 938	33 049
				771 ELECT POWER MACHNRY,PARTS	17 067	54 484	34 231
				772 ELEC.SWITCH.RELAY.CIRCUT	6 463	64 298	40 394
				773 ELECTR DISTRIBT.EQPT NES	1 743	4 129	2 560
				774 ELECTRO-MEDCL,XRAY EQUIP	67	402	265
				775 OTH.ELEC,NON-ELEC.EQUIPT	24 268	58 708	36 642
				776 TRANSISTORS,VALVES,ETC.	2 313	92 386	57 122
				777 ELECTRIC MACH. APPART,NES	17 066	59 577	37 108
				784 PARTS,TRACTORS,MOTOR VEH	151	290	181
				785 CYCLES,MOTORCYCLES ETC.	315	235	148
				786 TRAILERS,SEMI-TRAILR,ETC	3 569	398	244
				791 RAILWAY VEHICLES,EQUIPNT	150	120	71
				792 AIRCRAFT,ASSOCTD.EQUIPNT	3	303	182
				813 LIGHTING FIXTURES ETC.NES	8 757	15 728	9 777
				821 FURNITURE,CUSHIONS,ETC.	4 056	4 215	2 631
				831 TRUNK,SUIT-CASES,BAG,ETC	26 669	49 027	30 657
				841 MENS,BOYS CLOTHNG,X-KNIT	220 997	756 443	470 271
				842 WOMEN,GIRL CLOTHNG,XKNIT	128 917	758 895	469 676
				843 MENS,BOYS CLOTHING,KNIT	21 025	79 498	48 942
				844 WOMEN,GIRLS CLOTHNG,KNIT	33 693	143 394	88 814
				845 OTHR.TEXTILE APPAREL,NES	115 523	650 300	405 682
				846 CLOTHING ACCESSRS,FABRIC	7 959	18 898	11 889
				848 CLOTHING,NONTXTL;HEADGEAR	8 858	30 653	19 076
				851 FOOTWEAR	9 829	16 831	10 432
				871 OPTICAL INSTRUMENTS,NES	1 705	15 591	9 777
				872 MEDICAL INSTRUMENTS NES	3 970	6 723	4 223
				873 METERS,COUNTERS,NES	410	6 531	4 043
				874 MEASURE,CONTROL INSTRMNT	2 095	20 461	12 750
				881 PHOTOGRAPH APPAR.ETC.NES	5 008	70 546	43 764
				882 PHOTO.CINEMATOGPH.SUPPL	2 087	9 989	6 181
				884 OPTICAL GOODS NES	1 347	13 379	8 378
				885 WATCHES AND CLOCKS	17 259	321 272	200 776
				892 PRINTED MATTER	13 511	13 508	8 501
				893 ARTICLES,NES,OF PLASTICS	58 207	41 160	25 564
				894 BABY CARRIAGE,TOYS,GAMES	45 583	80 150	50 094
				895 OFFICE,STATIONERY SUPPLS	2 353	3 479	2 111
				896 WORKS OF ART,ANTIQUE ETC	412	3 349	2 078
				897 GOLD,SILVERWARE,JEWEL NES	6 188	93 218	58 796
				898 MUSICAL INSTRUMENTS,ETC.	12 934	22 801	14 155
				899 MISC MANUFCTRD GOODS NES	29 182	49 596	30 896
				961 COIN NONGOLD NONCURRENT			
				971 GOLD,NONMONTY EXCL DRES			
				EXPORTS	3 446 035	3 143 514	1 949 234
				012 OTHER MEAT, MEAT OFFAL	32 610	5 200	3 225
				016 MEAT,ED.OFFL,DRY,SLT,SMK	261	293	182
				017 MEAT,OFFL,PRPD,PRSD,NES	353	465	287
				022 MILK AND CREAM	6 945	1 617	1 002
				024 CHEESE AND CURD	415	415	260
				025 EGGS,BIRDS,YOLKS,ALBUMIN	3 514	594	370
				034 FISH,FRESH,CHILLED,FROZN	40	304	186

HONG KONG

IMPORTS

001	LIVE ANIMALS	72	787	488	733 MACH-TOOLS,METAL-WORKING	43	584	372
034	FISH,FRESH,CHILLED,FROZN	546	1 030	648	735 PARTS,NES,FOR MACH-TOOLS	70	200	122
035	FISH,DRIED,SALTED,SMOKED	48	203	128	737 METALWORKING MACHNRY NES	379	958	585
036	CRUSTACEANS,MOLLUSCS ETC	481	301	191	741 HEATING,COOLING EQUIP,PART	214	291	174
037	FISH ETC.PRPD,PRSD,NES	75	65	35	742 PUMPS FOR LIQUIDS,PARTS	270	346	213
048	CEREAL PREPARATIONS	646	280	172	743 PUMPS NES,CENTRIFUGS ETC	2 637	2 112	1 290
054	VEGETABLES	3 868	1 029	630	744 MECHANICAL HANDLING EQUIP	1 078	614	381
056	VEGETABLES,PRPD,PRSD,NES	3 123	835	524	745 OTH.NONELEC MCH,TOOL,NES	1 899	3 672	2 261
058	FRUIT,PRESERVED,PREPARED	3 369	1 261	770	746 BALL OR ROLLER BEARINGS	2 338	2 788	1 727
062	SUGAR CONFECTIONERY	193	301	192	747 TAPS,COCKS,VALVES,ETC.	115	335	205
074	TEA AND MATE	160	95	58	748 TRANSMISSIONS SHAFTS ETC	761	421	258
075	SPICES	681	2 333	196	749 NON-ELECT MACH.PARTS,ETC	179	1 218	769
098	EDIBLE PROD.PREPRTNS,NES	6 304	2 269	1 405	751 OFFICE MACHINES	16 660	72 346	45 401
212	FURSKINS, RAW	45	413	249	752 AUTOMATC.DATA PROC.EQUIP	33 120	566 061	353 653
222	OILSEED(SFT.FIX VEG.OIL)	859	129	81	759 PARTS,FOR OFFICE MACHINS	7 276	75 753	47 165
223	OILSEED(OTH.FIX,VEG.OIL)	209	92	55	761 TELEVISION RECEIVERS ETC	60 694	125 950	80 235
232	SYNTHETIC RUBBER, ETC.	250	48	31	762 RADIO-BROADCAST RECEIVER	53 525	99 843	63 067
261	SILK	26	193	124	763 SOUND RECORDER,PHONOGRPH	6 517	26 687	16 740
263	COTTON	4 252	789	481	764 TELECOMM.EQUIP.PARTS NES	10 970	52 938	33 049
268	WOOL, OTHER ANIMAL HAIR	188	1 520	978	771 ELECT POWER MACHNY,PARTS	17 067	54 484	34 231
269	WORN CLOTHING,TEXTL,ARTL	13 126	868	532	772 ELEC.SWITCH.RELAY.CIRCUT	6 463	64 298	40 394
277	NATURAL ABRASIVES, NES		448	277	773 ELECTR DISTRIBT.EQPT NES	1 743	4 129	2 560
278	OTHER CRUDE MINERALS	899	115	68	774 ELECTRO-MEDCL,XRAY EQUIP	67	402	265
288	NON-FERROUS WASTE,SCRAP	14 338	4 387	2 779	775 OTH.ELEC,NON-ELEC.EQUIPT	24 268	58 708	36 642
289	PREC.METAL DRES,CONCTRTS		*	*	776 TRANSISTORS,VALVES,ETC.	2 313	92 386	57 122
291	CRUDE ANIMAL MATERLS,NES	1 616	1 363	844	777 ELECTRIC MACH. APPART,NES	17 066	59 577	37 108
292	CRUDE VEG.MATERIALS, NES	3 868	2 233	1 376	784 PARTS,TRACTORS,MOTOR VEH	151	290	181
334	PETROLEUM PRODUCTS	69	80	51	785 CYCLES,MOTORCYCLES ETC.	315	235	148
421	FIXED VEG.FAT,OILS, SOFT	177	131	79	786 TRAILERS,SEMI-TRAILR,ETC	3 569	398	244
512	ALCOHOL,PHENOL,ETC.DERIV	211	128	76	791 RAILWAY VEHICLES,EQUIPNT	150	120	71
513	CARBOXYLIC ACIDS,DERIVTS	1 113	748	463	792 AIRCRAFT,ASSOCTD.EQUIPNT	3	303	182
514	NITROGEN-FUNCT.COMPOUNDS	325	746	445	813 LIGHTING FIXTURES ETC.NES	8 757	15 728	9 777
515	ORGANO-INORGANIC COMPODS	456	491	317	821 FURNITURE,CUSHIONS,ETC.	4 056	4 215	2 631
522	INORGANIC CHEM.ELEMENTS	2 742	700	435	831 TRUNK,SUIT-CASES,BAG,ETC	26 669	49 027	30 657
523	METAL.SALTS,INORGAN.ACID	466	160	97	841 MENS,BOYS CLOTHING,X-KNIT	220 997	756 443	470 271
524	OTHER CHEMICAL COMPOUNDS	1 257	162	102	842 WOMEN,GIRL CLOTHING,XKNIT	128 917	758 895	469 676
531	SYNTH.COLOURS,LAKES,ETC.	185	507	304	843 MENS,BOYS CLOTHING,KNIT	21 025	79 498	48 942
532	DYEING,TANNING MATERIALS	345	146	94	844 WOMEN,GIRLS CLOTHNG,KNIT	33 693	143 394	88 814
533	PIGMENTS, PAINTS, ETC.	113	87	53	845 OTHR.TEXTILE APPAREL,NES	115 523	650 300	405 682
541	MEDICINES,ETC,EXC.GRPS42	263	1 273	789	846 CLOTHING ACCESSRS,FABRIC	7 959	18 898	11 889
551	ESSNTL.OIL,PERFUME,FLAVR	614	630	403	848 CLOTHING,NONTXTL;HEADGEAR	8 858	30 653	19 076
553	PERFUMERY,COSMETICS,ETC.	295	188	115	851 FOOTWEAR	9 829	16 831	10 432
554	SOAP,CLEANERS,POLISH,ETC	196	285	172	871 OPTICAL INSTRUMENTS,NES	1 705	15 591	9 777
574	POLYACETAL,POLYCARBONATE	10 411	4 809	3 007	872 MEDICAL INSTRUMENTS NES	3 970	6 723	4 223
575	OTH.PLASTIC,PRIMARY FORM	1 094	329	207	873 METERS,COUNTERS,NES	410	6 531	4 043
581	PLASTIC TUBE,PIPE,HOSE	302	174	110	874 MEASURE,CONTROL INSTRMNT	2 095	20 461	12 750
582	PLASTIC PLATE,SHEETS,ETC	967	587	370	881 PHOTOGRAPH APPAR.ETC.NES	5 008	70 546	43 764
591	INSECTICIDES, ETC.	153	243	152	882 PHOTO.CINEMATOGPH.SUPPL	2 087	9 989	6 181
593	EXPLOSIVES,PYROTECHNICS	286	112	74	884 OPTICAL GOODS NES	1 347	13 379	8 378
597	PREPD ADDITIVES,LIQUIDS	135	70	42	885 WATCHES AND CLOCKS	17 259	321 272	200 776
598	MISC.CHEMICAL PRODTS,NES	1 253	1 007	637	892 PRINTED MATTER	13 511	13 508	8 501
611	LEATHER	52	198	122	893 ARTICLES,NES,OF PLASTICS	58 207	41 160	25 564
612	MANUFACT. LEATHER ETC.NES	254	767	484	894 BABY CARRIAGE,TOYS,GAMES	45 583	80 150	50 094
613	FURSKINS,TANNED,DRESSED	11	400	249	895 OFFICE,STATIONERY SUPPLS	2 353	3 479	2 111
621	MATERIALS OF RUBBER	79	282	177	896 WORKS OF ART,ANTIQUE ETC	412	3 349	2 078
629	ARTICLES OF RUBBER, NES	249	431	269	897 GOLD,SILVERWARE,JEWEL NES	6 188	93 218	58 796
635	WOOD MANUFACTURES, NES	7 053	3 577	2 223	898 MUSICAL INSTRUMENTS,ETC.	12 934	22 801	14 155
641	PAPER AND PAPERBOARD	57	97	59	899 MISC MANUFCTRD GOODS NES	29 182	49 596	30 896
642	PAPER,PAPERBOARD,CUT ETC	3 869	3 112	1 922	961 COIN NONGOLD NONCURRENT			
651	TEXTILE YARN	104	270	167	971 GOLD,NONMONTRY EXCL ORES			
652	COTTON FABRICS, WOVEN	7 210	6 997	4 395	EXPORTS	3 446 035	3 143 514	1 949 234
653	FABRICS,MAN-MADE FIBRES	493	787	484				
654	OTH.TEXTILE FABRIC,WOVEN	1 226	19 370	12 138	012 OTHER MEAT, MEAT OFFAL	32 610	5 200	3 225
655	KNIT.CROCHET.FABRIC NES	147	350	219	016 MEAT,ED.OFFL,DRY,SLT,SMK	261	293	182
656	TULLE,LACE,EMBROIDRY,ETC	85	1 644	1 012	017 MEAT,OFFL,PRPD,PRSDV,NES	353	465	287
657	SPECIAL YARN,TXTL.FABRIC	278	508	317	022 MILK AND CREAM	6 945	1 617	1 002
658	TEXTILE ARTICLES NES	7 877	25 284	15 707	024 CHEESE AND CURD	415	415	260
659	FLOOR COVERINGS, ETC.	460	1 823	1 127	025 EGGS,BIRDS,YOLKS,ALBUMIN	3 514	594	370
661	LIME,CEMENT,CONSTR.MATRL	881	122	71	034 FISH,FRESH,CHILLED,FROZN	40	304	186

7 IMPORTS AND EXPORTS (SPECIAL TRADE) BY COUNTRIES OF PRODUCTION AND CONSUMPTION AND BY GROUPS OF THE SITC-REV. III 1990

GROUP DESCRIPTION	DT = 100 KG	1 000 DM	1 000 \$	GROUP DESCRIPTION	DT = 100 KG	1 000 DM	1 000 \$
037 FISH ETC. PREPD. PRSVD. NES	137	794	497	673 FLAT-ROLLED IRON ETC.	8 503	1 255	790
047 OTHER CEREAL MEAL, FLOURS	1 049	64	40	674 FLAT-ROLLED PLATED IRON	15 953	2 463	1 487
048 CEREAL PREPARATIONS	6 628	1 270	785	675 FLAT-ROLLED, ALLDY. STEEL	90 476	25 440	15 982
054 VEGETABLES	595	893	550	676 IRON, STL, BAR, SHAPES ETC.	132 505	10 881	6 522
056 VEGETABLES, PRPD, PRSVD, NES	1 264	303	187	678 WIRE OF IRON OR STEEL	1 323	536	330
057 FRUIT, NUTS EXCL. OIL NUTS	165	194	118	679 TUBES, PIPES, ETC. IRON, STL	15 070	5 867	3 657
058 FRUIT, PRESERVED, PREPARED	890	631	381	681 SILVER, PLATINUM, ETC.	249	15 110	9 460
059 FRUIT, VEGETABLE JUICES	1 229	269	166	682 COPPER	37 752	33 174	20 277
061 SUGARS, MOLASSES, HONEY	31 977	2 025	1 248	683 NICKEL	896	1 905	1 196
062 SUGAR CONFECTIONERY	6 049	2 768	1 712	684 ALUMINIUM	29 073	14 804	9 324
071 COFFEE, COFFEE SUBSTITUTE	3 472	2 420	1 490	685 LEAD	2 166	56	33
073 CHOCOLATE, OTH. COCOA PREP	4 151	3 516	2 201	686 ZINC	2 680	1 472	916
075 SPICES	86	68	44	689 MISC. NON-FERR. BASE METAL	2	60	39
081 ANIMAL FEED STUFF	10 247	5 531	3 472	691 METALLIC STRUCTURES NES	12 560	18 918	11 777
091 MARGARINE AND SHORTENING	915	220	136	692 CONTAINERS, STORAGE, TRNSP	1 512	3 893	2 405
098 EDIBLE PROD. PREPRTNS, NES	6 356	5 301	3 273	693 WIRE PRODUCTS EXCL. ELECT	6 388	3 101	1 915
111 NON-ALCOHOL. BEVERAGE, NES	1 995	406	249	694 NAILS, SCREWS, NUTS, ETC.	972	1 583	982
112 ALCOHOLIC BEVERAGES	12 859	3 306	2 036	695 TOOLS	4 302	20 394	12 639
122 TOBACCO, MANUFACTURED	2 351	4 817	2 996	696 CUTLERY	590	4 867	2 999
211 HIDES, SKINS (EX. FURS), RAW	18 719	9 949	6 126	697 HOUSEHOLD EQUIPMENT, NES	2 087	5 687	3 521
232 SYNTHETIC RUBBER, ETC.	17 512	5 441	3 408	699 MANUFACTS. BASE METAL, NES	9 825	18 579	11 474
246 WOOD IN CHIPS, PARTICLES	3 623	61	39	711 STEAM GENER. BOILERS, ETC.	3 950	4 314	2 689
251 PULP AND WASTE PAPER	1 151	255	152	713 INTRNL COMBUS PSTN ENGIN	3 586	18 983	11 779
266 SYNTHETIC FIBRES	10 225	1 928	1 287	714 ENGINES, MOTORS NON-ELECT	62	6 929	4 130
267 OTHER MAN-MADE FIBRES	35 840	25 335	15 740	716 ROTATING ELECTRIC PLANT	2 604	6 914	4 296
269 WORN CLOTHING, TEXTL. ARTL	3 895	448	276	718 OTH. POWR. GENRTNG. MACHNRY	528	2 402	1 478
273 STONE, SAND AND GRAVEL	14 527	501	313	721 AGRIC. MACHINES, EX. TRACTR	15	317	194
274 SULPHUR, UNRSTD. IRON PYRS	7 647	422	264	723 CIVIL ENGINEERING EQUIPT	17 474	27 345	16 995
277 NATURAL ABRASIVES, NES	3	95	61	724 TEXTILE, LEATHER MACHINES	16 129	101 018	62 288
278 OTHER CRUDE MINERALS	67 016	1 157	704	725 PAPER, PULP MILL MACHINES	4 325	12 868	7 890
285 ALUMINIUM ORE, CONCTR. ETC	54 846	3 646	2 171	726 PRINTNG, BOOKBINDNG MACHS	15 453	62 248	38 541
291 CRUDE ANIMAL MATERLS, NES	1 177	4 378	2 782	727 FOOD-PROCESS. MCH. NON DOM	498	3 113	1 954
292 CRUDE VEG. MATERIALS, NES	975	869	539	728 OTH. MACH. PTS, SPCL INDUST	9 931	47 854	29 357
322 BRIQUETTES, LIGNITE, PEAT	4 098	171	105	731 METAL REMOVAL WORK TOOLS	1 197	4 748	2 936
334 PETROLEUM PRODUCTS	12 892	2 761	1 736	733 MACH-TOOLS, METAL-WORKING	1 026	2 337	1 454
335 RESIDUAL PETROL. PRODUCTS	2 403	305	197	735 PARTS, NES, FOR MACH-TOOLS	402	4 169	2 554
421 FIXED VEG. FAT, OILS, SOFT	449 002	34 969	21 655	737 METALWORKING MACHNRY NES	530	4 119	2 533
431 ANIMAL, VEG. FATS, OILS, NES	16 080	2 618	1 618	741 HEATING, COOLING EQUIP, PART	.	.	.
511 HYDROCARBONS, NES, DERIVTS	32 856	5 044	3 078	742 PUMPS FOR LIQUIDS, PARTS	6 499	20 200	12 593
512 ALCOHOL, PHENOL, ETC. DERIV	17 795	5 231	3 230	743 PUMPS NES, CENTRIFUGS ETC	6 461	20 320	12 588
513 CARBOXYLIC ACIDS, DERIVTS	184 095	25 577	15 879	744 MECHANICAL HANDLING EQUIP	41 728	51 579	31 572
514 NITROGEN-FUNCT. COMPOUNDS	22 610	11 677	7 200	745 OTH. NONELEC MCH, TOOL, NES	4 387	27 907	17 205
515 ORGANO-INORGANIC COMPNDS	8 518	8 096	4 990	746 BALL OR ROLLER BEARINGS	914	3 638	2 238
516 OTHER ORGANIC CHEMICALS	12 143	3 896	2 435	747 TAPS, COCKS, VALVES, ETC.	4 838	20 782	12 956
522 INORGANIC CHEM. ELEMENTS	34 494	6 785	4 175	748 TRANSMISSIONS SHAFTS ETC	1 589	5 906	3 655
523 METAL, SALTS, INORGAN. ACID	38 262	9 188	5 667	749 NON-ELECT MACH. PARTS, ETC	1 462	5 872	3 642
524 OTHER CHEMICAL COMPOUNDS	624	49 593	30 699	751 OFFICE MACHINES	3 959	19 499	12 139
525 RADIO-ACTIVE MATERIALS	23	100	59	752 AUTOMATC. DATA PROC. EQUIP	435	17 272	10 778
531 SYNTH. COLOURS, LAKES, ETC.	50 507	156 936	96 750	759 PARTS, FOR OFFICE MACHINS	2 326	22 885	14 044
532 DYEING, TANNING MATERIALS	34 099	6 893	4 245	761 TELEVISION RECEIVERS ETC	640	2 303	1 421
533 PIGMENTS, PAINTS, ETC.	30 868	32 054	20 099	762 RADIO-BROADCAST RECEIVER	742	2 419	1 468
541 MEDICINES, ETC. EXC. GRP542	5 720	33 809	20 896	763 SOUND RECORDER, PHONOGRPH	163	1 133	711
542 MEDICAMENTS	11 142	42 354	26 230	764 TELECOMM. EQUIP. PARTS NES	2 031	15 910	9 980
551 ESSNTL. OIL, PERFUME, FLAVR	2 222	6 647	4 018	771 ELECT. POWER MACHNY. PARTS	7 454	10 193	6 332
553 PERFUMERY, COSMETICS, ETC.	11 038	14 544	9 010	772 ELEC. SWITCH, RELAY, CIRCUIT	11 291	69 075	43 077
554 SOAP, CLEANERS, POLISH, ETC	51 495	19 306	11 944	773 ELECTR. DISTRIB. EQPT NES	6 805	10 331	6 417
562 FERTILIZER, EXCEPT GRP272	10 411	502	315	774 ELECTRO-MEDCL. XRAY EQUIP	2 807	6 823	4 228
571 POLYMERS OF ETHYLENE	6 884	1 891	1 189	775 DOM. ELEC. NON-ELEC. EQUIPT	9 300	27 855	17 233
572 POLYMERS OF STYRENE	164 408	34 580	21 462	776 TRANSISTORS, VALVES, ETC.	5 414	139 302	87 095
573 POLYMERS, VINYL CHLORIDE	71 547	13 530	8 428	778 ELECTRIC, MACH. APPART. NES	18 283	55 831	34 909
574 POLYACETAL, POLYCARBONATE	48 012	21 471	13 414	781 PASS. MOTOR VEHCLS. EX. BUS	49 329	174 098	106 860
575 OTH. PLASTIC, PRIMARY FORM	128 411	46 101	28 606	782 GOODS, SPCL TRANSPORT VEH	5 205	10 082	6 046
579 PLASTIC WASTE, SCRAP ETC.	20 718	1 635	1 012	783 ROAD MOTOR VEHICLES NES	2 315	3 532	2 192
581 PLASTIC TUBE, PIPE, HOSE	665	1 259	781	784 PARTS, TRACTORS, MOTOR VEH	11 990	48 397	30 101
582 PLASTIC PLATE, SHEETS, ETC	36 944	30 250	18 788	785 CYCLES, MOTORCYCLES ETC.	393	649	399
583 MONOFILAMENT OF PLASTICS	623	499	307	786 TRAILERS, SEMI-TRAILER, ETC	1 284	880	538
591 INSECTICIDES, ETC.	1 180	1 585	1 002	791 RAILWAY VEHICLES, EQUIPNT	7 468	13 146	8 134
592 STARCHES, INULIN, ETC.	137 776	11 582	7 182	792 AIRCRAFT, ASSDOCTD. EQUIPNT	19	4 886	3 143
593 EXPLOSIVES, PYROTECHNICS	66	231	141	793 SHIP, BOAT, FLOAT. STRUCTRS	286	995	632
597 PREPRD. ADDITIVES, LIQUIDS	32 128	10 650	6 595	812 PLUMBNG, SANITRY, EQPT. ETC	765	1 015	638
598 MISC. CHEMICAL PRDCTS, NES	127 776	62 162	38 596	813 LIGHTNG FIXTURES ETC. NES	3 180	12 342	7 707
611 LEATHER	11 565	9 494	5 891	821 FURNITURE, CUSHIONS, ETC.	23 669	25 262	15 599
612 MANUFACT. LEATHER ETC. NES	56	703	437	831 TRUNK, SUIT-CASES, BAG, ETC	1 481	23 931	14 858
613 FURSKINS, TANNED, DRESSED	310	8 628	5 263	841 MENS, BOYS CLOTHNG, X-KNIT	522	8 665	5 457
621 MATERIALS OF RUBBER	10 690	3 806	2 378	842 WOMEN, GIRL CLOTHNG, XKNIT	1 027	34 914	21 709
625 RUBBER TYRES, TUBES, ETC.	1 476	1 533	963	843 MENS, BOYS CLOTHING, KNIT	16	194	117
629 ARTICLES OF RUBBER, NES	666	2 978	1 852	844 WOMEN, GIRLS CLOTHING, KNIT	29	624	386
634 VENEERS, PLYWOOD, ETC.	1 469	580	350	845 OTHR. TEXTILE APPAREL, NES	273	5 781	3 639
635 WOOD MANUFACTURES, NES	2 552	1 257	763	846 CLOTHING ACCESSRS, FABRIC	446	4 235	2 627
641 PAPER AND PAPERBOARD	117 277	27 403	16 973	848 CLOTHING, NONTXTL; HEADGEAR	374	5 803	3 572
642 PAPER, PAPERBOARD, CUT ETC	71 550	29 877	18 512	851 FOOTWEAR	591	3 376	2 372
651 TEXTILE YARN	3 427	8 040	4 990	871 OPTICAL INSTRUMENTS, NES	89	3 376	2 125
652 COTTON FABRICS, WOVEN	7 079	25 046	15 590	872 MEDICAL INSTRUMENTS NES	632	14 650	9 152
653 FABRICS, MAN-MADE FIBRES	10 136	38 448	24 061	873 METERS, COUNTERS, NES	56	918	561
654 OTH. TEXTILE FABRIC, WOVEN	3 190	11 587	7 152	874 MEASURE, CONTROL INSTRMNT	2 292	41 141	25 613
655 KNIT, CROCHET, FABRIC NES	1 633	7 440	4 669	881 PHOTOGRAPH APPAR. ETC. NES	1 167	15 752	9 769
656 TULLE, LACE, EMBROIDRY, ETC	751	4 948	3 088	882 PHOTO. CINEMATOGRPH. SUPPL	55 815	60 357	37 997
657 SPECIAL YARN, TXTL. FABRIC	28 196	77 337	48 266	883 CINE. FILM EXPOSD. DEVELPD	12	143	91
658 TEXTILE ARTICLES NES	653	2 490	1 569	884 OPTICAL GOODS NES	192	18 866	11 738
659 FLOOR COVERINGS, ETC.	2 423	2 868	1 797	885 WATCHES AND CLOCKS	904	123 338	76 835
661 LIME, CEMENT, CONSTR. MATRL	1 961	299	183	891 ARMS AND AMMUNITION	82	541	336
662 CLAY, REFRCT. CONSTR. MATRL	79 665	10 760	6 652	892 PRINTED MATTER	4 392	7 442	4 634
663 MINERAL MANUFACTURES, NES	13 491	5 953	3 654	893 ARTICLES, NES, OF PLASTICS	10 238	13 263	8 210
664 GLASS	51 775	14 606	9 035	894 BABY CARRIAGE, TOYS, GAMES	2 849	5 702	3 530
665 GLASSWARE	8 835	8 493	5 230	895 OFFICE, STATIONERY SUPPLS	2 211	22 511	13 786
666 POTTERY	1 702	3 906	2 448	896 WORKS OF ART, ANTIQUE ETC	15	1 700	1 042
667 PEARLS, PRECIOUS STONES	.	.	.	897 GOLD, SILVERWARE, JEWEL NES	201	29 344	18 225
671 PIG IRON, SPIEGELEISN, ETC	817	151	96	898 MUSICAL INSTRUMENTS, ETC.	3 795	14 323	8 958
672 INGOTS ETC. IRON OR STEEL	1 746	451	284	899 MISC MANUFCTRD GOODS NES	4 013	18 901	11 670

7 IMPORTS AND EXPORTS (SPECIAL TRADE) BY COUNTRIES OF PRODUCTION AND CONSUMPTION AND BY GROUPS OF THE SITC-REV. III 1990

GROUP DESCRIPTION	DT = 100 KG	1 000 DM	1 000 \$	GROUP DESCRIPTION	DT = 100 KG	1 000 DM	1 000 \$
941 COMPL IND PLANT CHAPT 99	650	1 376	818	325 COKE, SEMI-COKE, RET. CARBN	266 483	3 589	2 213
971 GOLD, NONMONTARY EXCL DRES	8	22 621	14 118	333 PETROLEUM OILS, CRUDE	1 054 231	37 541	24 459
972 MONETARY GOLD, GOLD COINS		84	50	421 FIXED VEG. FAT, OILS, SOFT	5 021	794	469
MACAO				431 ANIMAL, VEG. FATS, OILS, NES	1 412	742	455
IMPORTS	114 061	358 344	223 001	516 OTHER ORGANIC CHEMICALS	20	50	31
542 MEDICAMENTS	6	360	215	522 INORGANIC CHEM. ELEMENTS	153 757	26 405	16 314
612 MANUFACT. LEATHER ETC. NES	88	151	94	524 OTHER CHEMICAL COMPOUNDS	6	51	30
658 TEXTILE ARTICLES NES	13	50	32	525 RADIO-ACTIVE MATERIALS	684	7 053	4 186
759 PARTS, FOR OFFICE MACHINS	4	57	36	532 DYEING, TANNING MATERIALS	2	75	50
813 LIGHTING FIXTURES ETC. NES	198	317	200	541 MEDICINES, ETC. EXC. GRP542	89	2 412	1 521
831 TRUNK, SUIT-CASES, BAG, ETC	63	301	195	542 MEDICAMENTS	37	459	280
841 MENS, BOYS CLOTHING, X-KNIT	33 029	78 474	48 614	551 ESSNTL. OIL, PERFUME, FLAVR	106	443	268
842 WOMEN, GIRL CLOTHING, X-KNIT	18 405	51 695	31 903	553 PERFUMERY, COSMETICS, ETC.	32	58	37
843 MENS, BOYS CLOTHING, KNIT	4 952	17 133	10 582	582 PLASTIC PLATE, SHEETS, ETC	37	54	34
844 WOMEN, GIRLS CLOTHING, KNIT	4 042	14 994	9 273	581 INSECTICIDES, ETC.	154	273	166
845 OTHR. TEXTILE APPAREL, NES	33 826	160 644	100 531	592 STARCHES, INULIN, ETC.	106	49	32
846 CLOTHING ACCESSRS, FABRIC	2 243	5 596	3 546	598 MISC. CHEMICAL PRODS. NES	838	375	229
848 CLOTHING, NONTXLT; HEADGEAR	175	556	350	611 LEATHER	229	1 661	1 044
851 FOOTWEAR	318	391	205	612 MANUFACT. LEATHER ETC. NES	82	574	359
871 OPTICAL INSTRUMENTS, NES	158	515	326	613 FURSKINS, TANNED, DRESSED	126	317	208
881 PHOTOGRAPH APPAR. ETC. NES	56	335	215	625 RUBBER TYRES, TUBES, ETC.	313	297	177
885 WATCHES AND CLOCKS	84	106	63	629 ARTICLES OF RUBBER, NES	1 157	1 588	985
894 BABY CARRIAGE, TOYS, GAMES	15 792	25 542	15 884	641 PAPER AND PAPERBOARD	154	84	51
896 WORKS OF ART, ANTIQUE ETC		248	151	642 PAPER, PAPERBOARD, CUT ETC	49	62	35
898 MUSICAL INSTRUMENTS, ETC.	44	150	88	653 FABRICS, MAN-MADE FIBRES	26	92	55
899 MISC MANUFACTRD GOODS NES	397	503	325	654 OTH. TEXTILE FABRIC, WOVEN	73	201	118
EXPORTS	6 507	12 914	8 240	658 TEXTILE ARTICLES NES	15	116	75
098 EDIBLE PROD. PREPRTNS, NES	294	289	191	663 MINERAL MANUFACTURES, NES	462	1 121	679
542 MEDICAMENTS	22	69	43	664 GLASS	2 539	2 117	1 314
581 PLASTIC TUBE, PIPE, HOSE	210	440	289	667 PEARLS, PRECIOUS STONES			
642 PAPER, PAPERBOARD, CUT ETC	874	149	100	671 PIG IRON, SPIEGELEISN, ETC	8 480	904	580
651 TEXTILE YARN	132	404	246	674 FLAT-ROLLED PLATED IRON	63 499	6 595	4 133
652 COTTON FABRICS, WOVEN	23	63	41	681 SILVER, PLATINUM, ETC.	33	1 699	1 042
655 KNIT, CROCHET, FABRIC NES	17	77	46	682 COPPER	368 150	166 820	103 749
657 SPECIAL YARN, TXTL. FABRIC	59	142	88	683 NICKEL	42 559	58 850	36 539
724 TEXTILE, LEATHER MACHINES	23	85	54	684 ALUMINIUM	375	131	77
726 PRINTNG, BOOKBINDNG MACHS	68	251	164	685 LEAD	744	77	51
728 OTH. MACH. PTS, SPCL INDUST	640	1 755	1 152	687 TIN	514	529	315
741 HEATING, COOLNG EQUIP, PART				694 NAILS, SCREWS, NUTS, ETC.	83	83	51
743 PUMPS NES, CENTRIFUGS ETC	178	1 006	676	695 TOOLS	307	660	419
744 MECHANICAL HANDLING EQUIP	2 963	4 139	2 631	699 MANUFACT. BASE METAL, NES	4 221	2 021	1 250
747 TAPS, COCKS, VALVES, ETC.	20	85	56	713 INTRNL COMBUS PSTN ENGIN	112 616	119 358	74 892
764 TELECOMM. EQUIP. PARTS NES	169	937	590	714 ENGINES, MOTORS NON-ELECT	117	15 106	9 495
772 ELEC. SWITCH, RELAY, CIRCUIT	24	163	99	716 ROTATING ELECTRIC PLANT	2 811	2 492	1 532
775 DOM. ELEC. NON-ELEC. EQUIPT	106	249	165	718 OTH. POWR. GENRTNG. MACHNRY	62	615	381
778 ELECTRIC. MACH. APPART. NES	7	95	58	721 AGRIC. MACHINES, EX. TRACTR	68	62	41
781 PASS. MOTOR VEHCLS. EX. BUS	58	213	131	725 CIVIL ENGINEERING EQUIPT	57	283	172
782 GOODS, SPCL TRANSPORT VEH	217	773	474	724 TEXTILE, LEATHER MACHINES	519	405	245
842 WOMEN, GIRL CLOTHING, X-KNIT		122	70	726 PRINTNG, BOOKBINDNG MACHS	233	539	337
872 MEDICAL INSTRUMENTS NES	2	157	102	727 FOOD-PROCESS. MCH. NON DOM	51	430	260
874 MEASURE, CONTROL INSTRMNT	4	391	248	728 OTH. MACH. PTS, SPCL INDUST	429	1 783	1 118
891 ARMS AND AMMUNITION	26	62	38	731 METAL REMOVAL WORK TOOLS	308	1 015	626
893 ARTICLES, NES, OF PLASTICS	77	109	70	733 MACH-TOOLS, METAL-WORKING	634	4 299	2 785
896 WORKS OF ART, ANTIQUE ETC		55	35	735 PARTS, NES, FOR MACH-TOOLS	2 151	1 069	702
AUSTRALIA				737 METALWORKING MACHNRY NES	207	353	217
IMPORTS	84 331 144	2 186 129	1 355 143	741 HEATING, COOLNG EQUIP, PART	62	665	406
011 BOVINE MEAT	9 390	6 271	3 908	742 PUMPS FOR LIQUIDS, PARTS	413	1 067	570
012 OTHER MEAT, MEAT OFFAL	42 574	32 949	20 266	743 PUMPS NES, CENTRIFUGS ETC	71	533	333
024 CHEESE AND CURD	200	61	36	744 MECHANICAL HANDLING EQUIP	321	1 168	723
034 FISH, FRESH, CHILLED, FROZN	2 316	2 951	1 796	745 OTH. NONELEC MCH. TOOL, NES	71	114	71
036 CRUSTACEANS, MOLLUSCS ETC	27	68	42	746 BALL OR ROLLER BEARINGS	1 208	2 313	1 437
043 BARLEY, UNMILLED	8 770	285	182	747 TAPS, COCKS, VALVES, ETC.	114	1 061	660
045 OTHER CEREALS, UNMILLED	146 273	3 192	1 980	748 TRANSMISSIONS SHAFTS ETC	462	654	399
054 VEGETABLES	247 537	19 004	11 395	749 NON-ELECT MACH. PARTS, ETC	108	469	295
057 FRUIT, NUTS EXCL. OIL NUTS	152 563	37 913	23 704	752 AUTOMATC. DATA PROC. EQUIP	845	8 084	5 095
058 FRUIT, PRESERVED, PREPARED	47 553	6 450	4 094	759 PARTS, FOR OFFICE MACHINS	118	2 339	1 457
061 SUGARS, MOLASSES, HONEY	23 382	3 624	2 243	761 TELEVISION RECEIVERS ETC	9	69	42
062 SUGAR CONFECTIONERY	1 882	1 371	849	764 TELECOMM. EQUIP. PARTS NES	123	3 159	1 955
081 ANIMAL FEED STUFF	6 025	265	162	771 ELECT POWER MACHNRY. PARTS	1 715	1 475	911
098 EDIBLE PROD. PREPRTNS, NES	193	120	74	772 ELEC. SWITCH, RELAY, CIRCUIT	190	4 292	2 732
112 ALCOHOLIC BEVERAGES	2 589	1 648	1 024	775 ELECTR DISTRIBT. EQPT NES	75	919	556
211 HIDES, SKINS (EX. FURS), RAW	44 692	14 561	8 842	776 ELECTRO-MEDCL. XRAY EQUIP	8	790	483
212 FURSKINS, RAW	175	701	440	778 TRANSISTORS, VALVES, ETC.	14	57	34
222 OILSEED (SFT. FIX VEG. OIL)	12 410	878	529	778 ELECTRIC. MACH. APPART. NES	2 637	6 021	3 715
223 OILSEED (OTH. FIX. VEG. OIL)	6 356	1 048	654	781 PASS. MOTOR VEHCLS. EX. BUS	187	1 848	1 191
248 WOOD, SIMPLY WORKED	5 340	616	403	784 PARTS, TRACTORS, MOTOR VEH	2 940	2 479	1 528
263 COTTON	40 877	11 357	7 223	785 CYCLES, MOTORCYCLES ETC.	57	122	72
268 WOOL, OTHER ANIMAL HAIR	332 621	430 211	263 991	786 TRAILERS, SEMI-TRAILR, ETC	257	65	40
277 NATURAL ABRASIVES, NES	7 024	2 036	1 278	792 AIRCRAFT, ASSOCTD. EQUIPNT	143	7 375	4 534
278 OTHER CRUDE MINERALS	194 568	3 207	1 996	793 SHIP, BOAT, FLOAT, STRUCTRS	1 515	7 991	5 085
281 IRON ORE, CONCENTRATES	52 556 037	252 795	156 015	821 FURNITURE, CUSHIONS, ETC.	253	154	97
282 FERROUS WASTE AND SCRAP	9 688	975	593	845 OTHR. TEXTILE APPAREL, NES	1 567	3 477	2 149
283 COPPER DRES. CONCENTRATES	62 871	12 794	8 205	846 CLOTHING ACCESSRS, FABRIC	7	125	77
284 NICKEL DRES. CONCTR, MATTE	103 879	136 280	84 065	848 CLOTHING, NONTXLT; HEADGEAR	75	351	223
285 ALUMINIUM ORE, CONCTR. ETC	14 220 165	216 215	134 042	851 FOOTWEAR	14	50	32
287 ORE, CONCENTR. BASE METALS	2 259 129	122 440	75 434	871 OPTICAL INSTRUMENTS, NES	19	1 187	752
288 NON-FERROUS WASTE, SCRAP	146 438	10 083	6 407	872 MEDICAL INSTRUMENTS NES	78	1 150	712
289 PREC. METAL DRES. CONCTRSTS	296	5 715	3 542	873 METERS, COUNTERS, NES	4	57	34
291 CRUDE ANIMAL MATERLS. NES	9 061	18 820	11 828	874 MEASURE, CONTROL INSTRMNT	304	10 348	6 445
292 CRUDE VEG. MATERIALS, NES	40 609	7 020	4 349	881 PHOTOGRAPH APPAR. ETC. NES	166	1 008	675
321 COAL, NOT AGGLOMERATED	11 513 858	113 704	71 274	882 PHOTO. CINEMATOGRPH. SUPPL	265	2 942	1 836
				884 OPTICAL GOODS NES	376	4 444	2 787
				885 WATCHES AND CLOCKS	6	100	60
				891 ARMS AND AMMUNITION	1 019	1 153	706
				892 PRINTED MATTER	563	1 114	689
				893 ARTICLES, NES, OF PLASTICS	1 346	650	404
				894 BABY CARRIAGE, TOYS, GAMES	597	2 935	1 823

7 IMPORTS AND EXPORTS (SPECIAL TRADE) BY COUNTRIES OF PRODUCTION AND CONSUMPTION AND BY GROUPS OF THE SITC-REV. III 1980

GROUP DESCRIPTION	DT = 100 KG	1 000 DM	1 000 \$	GROUP DESCRIPTION	DT = 100 KG	1 000 DM	1 000 \$
896 WORKS OF ART, ANTIQUE ETC	42	1 329	816	656 KNIT, CROCHET, FABRIC NES	875	2 336	1 424
897 GOLD, SILVERWARE, JEWEL NES	2	81	54	656 TULLE, LACE, EMBROIDRY, ETC	483	2 648	1 625
898 MUSICAL INSTRUMENTS, ETC.	341	2 473	1 529	657 SPECIAL YARN, TEXTILE FABRIC	8 048	17 580	10 844
899 MISC MANUFACTURED GOODS NES	76	6 552	4 089	658 TEXTILE ARTICLES NES	1 172	2 450	1 527
961 COIN NONGOLD NONCURRENT	37	19 512	12 219	659 FLOOR COVERINGS, ETC.	1 859	1 550	934
971 GOLD, NONMONETARY EXCL ORES	98	19 863	12 172	661 CLAY, CEMENT, CONSTR. MATRL	1 433	382	232
972 MONETARY GOLD, GOLD COINS	24	50 517	31 690	662 CLAY, REFRCT. CONSTR. MATRL	69 462	11 197	6 935
EXPORTS	3 702 161	3 789 016	2 342 358	663 MINERAL MANUFACTURES, NES	22 858	18 760	11 601
017 MEAT, OFFL. PRPD, PRSVD, NES	302	390	250	664 GLASS	79 769	14 348	8 785
024 CHEESE AND CURD	11 472	8 545	5 299	665 GLASSWARE	19 297	17 647	10 865
034 FISH, FRESH, CHILLED, FROZEN	21	81	50	666 POTTERY	3 681	6 002	3 732
037 FISH ETC. PRPD, PRSVD, NES	5 124	3 761	2 312	667 PEARLS, PRECIOUS STONES	7 269	1 483	906
048 CEREAL PREPARATIONS	12 758	5 508	3 480	671 PIG IRON, SPIEGELEISEN, ETC	40 797	3 254	1 939
054 VEGETABLES	141	87	53	672 INGOTS ETC. IRON OR STEEL	4 296	1 337	818
056 VEGETABLES, PRPD, PRSVD, NES	6 901	3 192	1 936	673 FLAT-ROLLED IRON ETC.	24 400	4 165	2 542
057 FRUIT, NUTS EXCL. OIL NUTS	1 057	970	587	674 FLAT-ROLLED PLATED IRON	69 368	22 151	13 699
058 FRUIT, PRESERVED, PREPARED	1 286	531	327	675 FLAT-ROLLED, ALLOY STEEL	67 983	10 833	6 691
059 FRUIT, VEGETABLE JUICES	221	237	150	676 IRON, STL. BAR, SHAPES ETC.	653	385	242
061 SUGARS, MOLASSES, HONEY	18 031	1 344	828	677 WIRE OF IRON OR STEEL	20 865	9 827	6 048
062 SUGAR CONFECTIONERY	2 939	1 489	905	678 TUBES, PIPES, ETC. IRON, STL	222	4 120	2 502
071 COFFEE, COFFEE SUBSTITUTE	6 087	5 665	3 470	681 SILVER, PLATINUM, ETC.	7 878	7 547	4 766
072 COCOA	2 565	985	602	683 NICKEL	1 731	5 267	3 293
073 CHOCOLATE, OTH. COCOA PREP	16 942	11 071	6 803	684 ALUMINIUM	20 564	19 449	11 954
074 TEA AND MATE	100	107	64	686 ZINC	635	337	216
075 SPICES	461	591	358	687 TIN	60	142	86
081 ANIMAL FEED STUFF	1 485	760	464	689 MISC. NON-FERR. BASE METAL	74	373	234
088 EDIBLE PROD. PREPRTNS, NES	5 168	3 077	1 894	691 METALLIC STRUCTURES NES	34 474	14 855	9 134
111 NON-ALCOHOL. BEVERAGE, NES	1 214	165	104	692 CONTAINERS, STORAGE, TRNSP	9 581	9 663	6 065
112 ALCOHOLIC BEVERAGES	17 905	5 834	3 643	693 WIRE PRODUCTS EXCL. ELECT	1 936	2 295	1 438
122 TOBACCO, MANUFACTURED	227	409	254	694 NAILS, SCREWS, NUTS, ETC.	5 863	9 762	6 030
223 OILSEED (OTH. FIX. VEG. OIL)	176	77	45	695 TOOLS	8 220	31 285	19 308
232 SYNTHETIC RUBBER, ETC.	3 141	1 182	724	696 CUTLERY	2 364	11 838	7 296
246 WOOD IN CHIPS, PARTICLES	3 096	56	36	697 HOUSEHOLD EQUIPMENT, NES	3 856	5 826	3 611
248 WOOD, SIMPLY WORKED	876	189	118	699 MANUFACT. BASE METAL, NES	41 384	55 843	34 608
251 PULP AND WASTE PAPER	4 120	923	569	700 CPL IND PLANT (84/85/87)	2 206	10 629	6 843
266 SYNTHETIC FIBRES	15 956	7 299	4 505	711 STEAM GENER. BOILERS, ETC.	3 283	5 200	3 122
267 OTHER MAN-MADE FIBRES	258	87	52	712 STEAM TURBINES	151	1 540	984
269 WORN CLOTHING, TEXTIL. ARTL	353	302	187	713 INTRNL COMBUS PSTN ENGIN	26 590	80 841	50 002
272 FERTILIZERS, CRUDE	4 047	214	128	714 ENGINES, MOTORS NON-ELECT	204	9 368	5 810
273 STONE, SAND AND GRAVEL	4 426	260	165	716 ROTATING ELECTRIC PLANT	12 836	28 877	18 089
278 OTHER CRUDE MINERALS	30 441	2 473	1 542	718 OTH. POWR. GENRTNG. MACHNRY	921	6 222	3 842
285 ALUMINIUM ORE, CONCTR. ETC	971	134	79	721 AGRIC. MACHINES, EX. TRACTR	11 036	14 568	9 002
291 CRUDE ANIMAL MATERIALS, NES	30	108	65	722 TRACTORS	39 333	40 282	24 731
292 CRUDE VEG. MATERIALS, NES	2 947	4 093	2 538	723 CIVIL ENGINEERING EQUIPT	52 909	75 262	46 064
322 BRIQUETTES, LIGNITE, PEAT	89 732	2 458	1 517	724 TEXTILE, LEATHER MACHINES	9 746	50 784	31 682
334 PETROLEUM PRODUCTS	44 482	5 724	3 551	725 PAPER, PULP MILL MACHINES	5 108	21 137	12 929
335 RESIDUAL PETROL. PRODUCTS	268 479	8 176	5 094	726 PRINTNG, BOOKBINDNG MACHS	8 201	43 674	26 566
411 ANIMAL OILS AND FATS	100	85	49	727 FOOD-PROCESS. MCH. NON DOM	4 210	14 582	8 875
421 FIXED VEG. FAT, OILS, SOFT	6 021	479	296	728 OTH. MACH. PTS, SPCL INDUST	47 522	132 632	82 085
431 ANIMAL, VEG. FATS, OILS, NES	9 539	1 491	913	729 MACH. REMOVAL WORK TOOLS	3 741	14 227	8 906
511 HYDROCARBONS, NES, DERIVTS	6 413	1 075	674	733 MACH-TOOLS, METAL-WORKING	5 267	21 084	13 120
512 ALCOHOL, PHENOL, ETC. DERIV	33 502	8 159	5 035	735 PARTS, NES, FOR MACH-TOOLS	2 243	9 023	5 528
513 CARBOXYLIC ACIDS, DERIVTS	41 567	39 488	20 862	737 METALWORKING MACHNRY NES	4 872	14 126	8 599
514 NITROGEN-FUNCT. COMPOUNDS	27 067	13 567	8 359	741 HEATING, COOLING EQUIP, PART	7 141	33 684	20 885
515 ORGANIC-INORGANIC COMPOUNDS	13 342	39 813	24 989	742 PUMPS FOR LIQUIDS, PARTS	24 110	71 244	44 640
516 OTHER ORGANIC CHEMICALS	11 909	13 869	8 688	743 PUMPS NES, CENTRIFUGS ETC	41 761	59 081	36 577
522 INORGANIC CHEM. ELEMENTS	74 397	18 663	11 613	744 MECHANICAL HANDLING EQUIP	16 814	89 865	55 694
523 METAL. SALTS, INORGAN. ACID	170 228	26 970	16 851	745 OTH. NONELEC MCH. TOOL, NES	11 505	30 512	18 926
524 OTHER CHEMICAL COMPOUNDS	1 053	1 190	738	746 BALL OR ROLLER BEARINGS	6 447	38 104	23 636
525 RADIO-ACTIVE MATERIALS	3	751	465	747 TAPS, COCKS, VALVES, ETC.	19 564	49 043	30 213
531 SYNTH. COLOURS, LAKES, ETC.	11 505	26 252	16 243	748 TRANSMISSIONS SHAFTS ETC	8 781	23 825	14 720
532 DYEING, TANNING MATERIALS	10 640	3 262	2 028	749 NON-ELECT MACH. PARTS, ETC	2 422	14 822	9 224
533 PIGMENTS, PAINTS, ETC.	41 015	27 950	17 327	751 OFFICE MACHINES	2 670	44 443	27 156
541 MEDICINES, ETC. EXC. GRP542	8 795	74 877	46 582	752 AUTOMATC. DATA PROC. EQUIP	6 772	16 329	10 077
542 MEDICAMENTS	10 567	102 005	63 128	755 PARTS, FOR OFFICE MACHINS	6 439	17 061	10 352
551 ESSNTL. OIL, PERFUME, FLAVR	1 558	4 581	2 831	761 TELEVISION RECEIVERS ETC	150	3 567	2 145
553 PERFUMERY, COSMETICS, ETC.	7 937	14 708	9 111	762 RADIO-BROADCAST RECEIVER	480	3 071	1 878
554 SOAP, CLEANERS, POLISH, ETC	31 499	15 005	9 256	763 SOUND RECORDER, PHONOGRPH	2 491	70 146	43 158
562 FERTILIZER, EXCEPT GRP272	84 566	3 473	2 150	764 TELECOMM. EQUIP. PARTS NES	9 951	17 858	11 000
571 POLYMERS OF ETHYLENE	12 388	2 841	1 763	771 ELECT. SWITCH, RELAY, CIRCUIT	21 220	109 321	67 521
572 POLYMERS OF STYRENE	8 199	2 571	1 583	772 ELECT. SWITCH, RELAY, CIRCUIT	10 489	21 116	13 077
573 POLYMERS, VINYL CHLORIDE	17 991	3 877	2 405	773 ELECTRO-DISTRIB. EQPT NES	1 278	23 248	14 341
574 POLYACETAL, POLYCARBONATE	25 525	11 620	7 123	774 ELECTRO-MEDCL. XRAY EQUIP	23 448	43 837	26 876
575 OTH. PLASTIC, PRIMARY FORM	98 985	43 402	26 866	775 DDM, ELEC. NON-ELEC. EQUIPT	428	10 256	6 295
581 PLASTIC TUBE, PIPE, HOSE	2 965	9 951	6 186	776 TRANSISTORS, VALVES, ETC.	68 197	111 881	69 094
582 PLASTIC PLATE, SHEETS, ETC	37 024	29 728	18 292	778 ELECTRIC MACH. APPART. NES	100 479	308 381	190 747
583 MONOFILAMENT OF PLASTICS	1 243	1 059	662	781 PASS. MOTOR VEHCLS. EX. BUS	25 736	42 068	25 779
591 INSECTICIDES, ETC.	7 673	9 404	5 821	782 GOODS, SPCL. TRANSPORT VEH	1 543	3 108	1 904
592 STARCHES, INULIN, ETC.	21 180	7 343	4 591	783 ROAD MOTOR VEHICLES NES	48 841	127 733	78 738
593 EXPLOSIVES, PYROTECHNICS	175	537	336	784 PARTS, TRACTORS, MOTOR VEH	1 418	5 478	3 410
597 PREPRED ADDITIVES, LIQUIDS	12 193	5 974	3 681	785 CYCLES, MOTORCYCLES ETC.	20 322	12 953	8 057
598 MISC. CHEMICAL PRDCTS, NES	88 911	51 044	31 492	786 TRAILERS, SEMI-TRAILR, ETC	1 443	7 052	4 330
600 CPL IND PLANT CHAP 69-76	33	244	145	787 RAILWAY VEHICLES, EQUIPNT	87	9 253	5 763
611 LEATHER	1 380	1 317	820	793 SHIP, BOAT, FLOAT, STRUCTRS	399	1 621	984
612 MANUFACT. LEATHER ETC. NES	46	378	235	800 CPL IND PLANT CHAP 90/94	16	797	526
621 MATERIALS OF RUBBER	9 540	7 337	4 534	811 PREFABRICATED BUILDINGS	524	441	270
625 RUBBER TYRES, TUBES, ETC.	18 283	14 930	9 279	812 PLUMBNG, SANITRY, EQPT, ETC	1 989	1 535	944
629 ARTICLES OF RUBBER, NES	6 480	13 126	8 161	813 LIGHTNG FIXTURES ETC. NES	5 020	13 565	8 412
633 CORK MANUFACTURES	262	1 188	738	821 FURNITURE, CUSHIONS, ETC.	17 649	20 323	12 497
634 VENEERS, PLYWOOD, ETC.	6 138	3 376	2 052	831 TRUNK, SUIT-CASES, BAG, ETC	192	1 012	621
635 WOOD MANUFACTURES, NES	2 300	1 329	811	841 MENS, BOYS CLOTHING, X-KNIT	232	866	534
641 PAPER AND PAPERBOARD	607 827	134 713	83 234	842 WOMEN, GIRL CLOTHING, XKNIT	435	10 803	6 677
642 PAPER, PAPERBOARD, CUT ETC	34 389	18 317	11 251	844 WOMEN, GIRLS CLOTHING, KNIT	22	585	360
651 TEXTILE YARN	14 475	19 998	12 384	845 OTHR. TEXTILE APPAREL, NES	94	2 333	1 428
652 COTTON FABRICS, WOVEN	1 789	7 051	4 387	846 CLOTHING ACCESSRS, FABRIC	359	2 270	1 406
653 FABRICS, MAN-MADE FIBRES	3 331	16 809	10 313	848 CLOTHING, NONTEXTL; HEADGEAR	91	1 049	639
654 OTH. TEXTILE FABRIC, WOVEN	565	3 897	2 405	851 FOOTWEAR	772	4 731	2 907

7 IMPORTS AND EXPORTS (SPECIAL TRADE) BY COUNTRIES OF PRODUCTION AND CONSUMPTION AND BY GROUPS OF THE SITC-REV. III 1990

GROUP DESCRIPTION	DT = 100 KG	1 000 DM	1 000 \$	GROUP DESCRIPTION	DT = 100 KG	1 000 DM	1 000 \$
871 OPTICAL INSTRUMENTS, NES	215	6 508	4 047	642 PAPER, PAPERBOARD, CUT ETC	87	48	31
872 MEDICAL INSTRUMENTS, NES	1 846	30 804	19 203	772 ELEC. SWITCH, RELAY, CIRCUIT	3	126	86
873 METERS, COUNTERS, NES	396	6 258	3 834				
874 MEASURE, CONTROL INSTRMNT	6 532	103 070	63 635	NEW ZEALAND			
881 PHOTOGRAPH APPAR. ETC. NES	1 229	10 818	6 659	IMPORTS	1 889 376	577 155	356 778
882 PHOTO. CINEMATOGRAPH. SUPPL	23 242	27 900	17 334				
884 OPTICAL GOODS NES	383	16 066	9 999	011 BOVINE MEAT	26	50	31
885 WATCHES AND CLOCKS	1 602	14 366	8 958	012 OTHER MEAT, MEAT OFFAL	166 447	117 729	72 398
891 ARMS AND AMMUNITION	523	1 838	1 133	022 MILK AND CREAM	8 270	5 098	3 178
892 PRINTED MATTER	8 542	18 131	11 218	023 BUTTER, OTHER FAT OF MILK	201	128	78
893 ARTICLES, NES, OF PLASTICS	45 647	42 775	26 353	024 CHEESE AND CURD	20 121	10 118	6 281
894 BABY CARRIAGE, TOYS, GAMES	3 241	7 179	4 405	034 FISH, FRESH, CHILLED, FROZEN	4 334	3 243	2 020
895 OFFICE, STATIONERY SUPPLS	4 653	14 933	9 285	036 CRUSTACEANS, MOLLUSCS ETC	519	406	254
896 WORKS OF ART, ANTIQUE ETC	86	14 177	8 439	037 FISH ETC. PREPD, PRSVD, NES	169	143	89
897 GOLD, SILVERWARE, JEWEL NES	83	14 735	9 151	054 VEGETABLES	135 240	10 875	6 498
898 MUSICAL INSTRUMENTS, ETC.	12 870	39 197	24 348	056 VEGETABLES, PRPD, PRSVD, NES	255	169	105
899 MISC MANUFACTRD GOODS NES	2 145	11 339	7 031	057 FRUIT, NUTS EXCL. OIL NUTS	1 068 467	208 428	129 590
971 GOLD, NONMONTY EXCL DRES	1	1 489	883	058 FRUIT, PRESERVED, PREPARED	16 865	3 910	2 452
972 MONETARY GOLD, GOLD COINS		242	162	059 FRUIT, VEGETABLE JUICES	392	238	141
				061 SUGARS, MOLASSES, HONEY	3 868	1 213	773
PAPUA NEW G				071 COFFEE, COFFEE SUBSTITUTE	351	103	67
IMPORTS	1 964 957	331 444	207 692	112 ALCOHOLIC BEVERAGES	87	52	32
012 OTHER MEAT, MEAT OFFAL	100	72	48	211 HIDES, SKINS (EX. FURS), RAW	803	873	541
071 COFFEE, COFFEE SUBSTITUTE	325 906	102 072	64 000	212 FURS, SKINS, RAW	54	342	213
072 COCOA	144 199	31 314	19 519	222 OILSEED (SFT. FIX VEG. OIL)	1 284	182	113
075 SPICES	511	260	161	251 PULP AND WASTE PAPER	30 250	2 096	1 282
223 OILSEED (OTH. FIX. VEG. OIL)	194 105	9 043	5 526	268 WOOL, OTHER ANIMAL HAIR	98 888	79 446	48 967
231 NATURAL RUBBER, ETC.	17 630	2 402	1 484	287 ORE, CONCENTR. BASE METALS	200	166	109
247 WOOD ROUGH, ROUGH SQUARED	660	126	76	289 PREC. METAL DRES, CONCTRTS		107	63
283 COPPER DRES, CONCENTRATES	1 109 820	176 234	110 698	291 CRUDE ANIMAL MATERLS. NES	18 467	30 444	18 896
291 CRUDE ANIMAL MATERLS. NES	298	413	248	292 CRUDE VEG. MATERIALS, NES	8 897	3 945	2 436
422 FIXED VEG. FAT, OILS, OTHER	171 455	8 813	5 502	321 COAL, NOT AGGLOMERATED	92 342	1 664	987
635 WOOD MANUFACTURES, NES	20	45	30	411 ANIMAL OILS AND FATS	7 095	1 478	908
792 AIRCRAFT, ASSOCTD. EQUIPNT	59	92	60	431 ANIMAL, VEG. FATS, OILS, NES	201	116	68
896 WORKS OF ART, ANTIQUE ETC		393	239	511 HYDROCARBONS, NES, DERIVTS	181	90	57
EXPORTS	51 253	11 562	7 186	512 ALCOHOL, PHENOL, ETC. DERIV	102 262	2 090	1 242
278 OTHER CRUDE MINERALS	30 692	885	552	513 CARBOXYLIC ACIDS, DERIVTS	98	465	284
522 INORGANIC CHEM. ELEMENTS	4 092	353	229	541 MEDICINES, ETC. EXC. GRP542	123	1 284	799
523 METAL SALTS, INORGAN. ACID	799	114	71	592 STARCHES, INULIN, ETC.	95 541	63 702	39 360
533 PIGMENTS, PAINTS, ETC.	573	185	116	598 MISC. CHEMICAL PRODTS. NES	26	52	32
542 MEDICAMENTS	125	296	184	611 LEATHER	219	261	158
575 OTH. PLASTIC, PRIMARY FORM	3 074	1 229	755	613 FURS, SKINS, TANNED, DRESSED	479	1 889	1 189
582 PLASTIC PLATE, SHEETS, ETC	104	80	51	651 TEXTILE YARN	19	65	41
598 MISC. CHEMICAL PRODTS. NES	414	128	84	658 TEXTILE ARTICLES NES	11	109	67
625 RUBBER TYRES, TUBES, ETC.	74	69	42	684 ALUMINIUM	118	138	80
629 ARTICLES OF RUBBER, NES	20	99	61	693 WIRE PRODUCTS EXCL. ELECT	75	105	64
641 PAPER AND PAPERBOARD	2 181	446	270	695 TOOLS	47	182	113
662 CLAY, REFRCT. CONSTR. MATRL	5 583	1 086	714	718 OTH. POWR. GENRTNG. MACHNRY	7	59	37
663 MINERAL MANUFACTURES, NES	33	186	123	721 AGRIC. MACHINES, EX. TRACTR	91	456	271
664 GLASS	126	76	47	724 TEXTILE, LEATHER MACHINES	23	50	33
691 METALLIC STRUCTURES NES	401	65	37	727 FOOD-PROCESS. MCH. NON DOM	3	71	47
692 CONTAINERS, STORAGE, TRNSP	32	63	37	728 OTH. MACH. PTS, SPCL INDUST	92	107	65
695 TOOLS	46	129	84	742 PUMPS FOR LIQUIDS, PARTS	12	65	41
699 MANUFACT. BASE METAL NES	79	135	81	743 PUMPS NES, CENTRIFUGS ETC	103	477	291
718 OTH. POWR. GENRTNG. MACHNRY	170	592	351	744 MECHANICAL HANDLING EQUIP	5	71	43
723 CIVIL ENGINEERING EQUIP	69	213	130	745 OTH. NONELEC MCH, TOOL, NES	15	121	80
727 FOOD-PROCESS. MCH. NON DOM	33	186	112	747 TAPS, COCKS, VALVES, ETC.	11	89	54
728 OTH. MACH. PTS, SPCL INDUST	480	454	286	751 OFFICE MACHINES	27	66	41
733 MACH-TOOLS, METAL-WORKING	54	77	46	752 AUTOMATC. DATA PROC. EQUIP	24	485	303
741 HEATING, COOLING EQUIP, PART	*	*	*	759 PARTS, FOR OFFICE MACHINS	5	135	85
742 PUMPS FOR LIQUIDS, PARTS	37	159	98	764 TELECOMM. EQUIP. PARTS NES	7	57	37
744 MECHANICAL HANDLING EQUIP	32	94	60	771 ELECT POWER MACHNY, PARTS	3	105	65
745 OTH. NONELEC MCH, TOOL, NES	64	747	467	772 ELEC. SWITCH, RELAY, CIRCUIT	111	1 845	1 142
748 TRANSMISSIONS SHAFTS ETC	11	53	30	773 ELECTR. DISTRIB. EQPT NES	75	77	46
749 NON-ELECT MACH. PARTS, ETC	13	49	31	774 ELECTRO-MEDCL. XRAY EQUIP	5	135	83
764 TELECOMM. EQUIP. PARTS NES		52	31	778 ELECTRIC. MACH. APPART. NES	131	744	455
771 ELECT POWER MACHNY, PARTS	3	176	107	781 PASS. MOTOR VEHCLS. EX. BUS	262	320	195
775 DOM. ELEC. NON-ELEC. EQUIPT	6	51	34	792 AIRCRAFT, ASSOCTD. EQUIPNT	16	56	33
778 ELECTRIC. MACH. APPART. NES	44	200	117	813 LIGHTNG FIXTURES ETC. NES	3	65	43
782 GOODS, SPCL TRANSPORT VEH	154	221	135	821 FURNITURE, CUSHIONS, ETC.	55	174	111
792 AIRCRAFT, ASSOCTD. EQUIPNT		123	76	831 TRUNK, SUIT-CASES, BAG, ETC	39	257	159
813 LIGHTING FIXTURES ETC. NES	49	87	54	841 MENS, BOYS CLOTHNG, X-KNIT	18	117	75
821 FURNITURE, CUSHIONS, ETC.	51	217	137	845 OTHR. TEXTILE APPAREL, NES	13	114	70
874 MEASURE, CONTROL INSTRMNT	11	421	253	848 CLOTHNG, NONTXL; HEADGEAR	378	1 590	1 007
891 ARMS AND AMMUNITION	19	127	84	851 FOOTWEAR	19	68	43
892 PRINTED MATTER	202	269	160	872 MEDICAL INSTRUMENTS NES	30	911	565
				873 METERS, COUNTERS, NES	84	1 077	677
AUST OCEANIA				874 MEASURE, CONTROL INSTRMNT	32	651	414
IMPORTS	133	92	57	881 PHOTOGRAPH APPAR. ETC. NES		83	55
EXPORTS	471	1 269	779	884 OPTICAL GOODS NES	3	256	161
056 VEGETABLES, PRPD, PRSVD, NES	200	153	94	892 PRINTED MATTER	69	201	125
542 MEDICAMENTS	12	147	89	893 ARTICLES, NES, OF PLASTICS	183	272	171
713 INTRNL COMBUS PSTN ENGIN	10	310	193	894 BABY CARRIAGE, TOYS, GAMES	12	60	38
851 FOOTWEAR	9	64	39	896 WORKS OF ART, ANTIQUE ETC	2	175	107
				897 GOLD, SILVERWARE, JEWEL NES	15	455	285
NAURU				898 MUSICAL INSTRUMENTS, ETC.	7	49	32
IMPORTS	138	116	68	899 MISC MANUFACTRD GOODS NES	2	183	117
664 GLASS	137	101	60	961 COIN NONGOLD NONCURRENT	1	168	101
EXPORTS	209	348	225	971 GOLD, NONMONTY EXCL DRES	9	6 263	3 716
				EXPORTS	569 509	507 865	314 959
				024 CHEESE AND CURD	270	264	158
				037 F. SH ETC. PREPD, PRSVD, NES	43	77	49
				048 CEREAL PREPARATIONS	337	157	102
				056 VEGETABLES, PRPD, PRSVD, NES	418	360	221
				059 FRUIT, VEGETABLE JUICES	67	79	47

7 IMPORTS AND EXPORTS (SPECIAL TRADE) BY COUNTRIES OF PRODUCTION AND CONSUMPTION AND BY GROUPS OF THE SITC-REV. III 1990

GROUP DESCRIPTION	DT = 100 KG	1 000 DM	1 000 \$	GROUP DESCRIPTION	DT = 100 KG	1 000 DM	1 000 \$
061 SUGARS, MOLASSES, HONEY	3 237	244	145	713 INTRNL COMBUS PSTN ENGIN	717	2 676	1 668
062 SUGAR CONFECTIONERY	784	301	194	714 ENGINES, MOTORS NON-ELECT	12	751	444
071 COFFEE, COFFEE SUBSTITUTE	1 404	953	599	716 ROTATING ELECTRIC PLANT	930	1 948	1 197
073 CHOCOLATE, OTH. COCOA PREP	622	617	392	718 OTH. POWDR. GENRTRNG. MACHNRY	55	216	137
075 SPICES	152	140	81	721 AGRIC. MACHINES, EX. TRACTR	2 696	3 667	2 272
081 ANIMAL FEED STUFF	502	136	83	722 TRACTORS	8 319	7 739	4 748
098 EDIBLE PROD. PREPRPTS, NES	801	670	415	723 CIVIL ENGINEERING EQUIPT	1 996	2 528	1 571
111 NON-ALCOHOL. BEVERAGE, NES	3 484	562	350	724 TEXTILE, LEATHER MACHINES	732	4 181	2 567
112 ALCOHOLIC BEVERAGES	8 256	2 998	1 855	725 PAPER, PULP MILL MACHINES	1 122	4 364	2 637
232 SYNTHETIC RUBBER, ETC.	947	309	186	726 PRINTNG, BOOKBINDNG MACHS	883	5 772	3 575
251 PULP AND WASTE PAPER	459	85	54	727 FOOD-PROCESS. MCH. NON DOM	217	2 162	1 310
266 SYNTHETIC FIBRES	993	452	278	728 OTH. MACH. PTS, SPCL INDUST	15 682	37 302	23 834
267 OTHER MAN-MADE FIBRES	2 202	936	578	731 METAL REMOVAL WORK TOOLS	488	3 583	2 253
278 OTHER CRUDE MINERALS	22 816	835	522	733 MACH-TOOLS, METAL-WORKING	363	1 689	1 116
285 ALUMINIUM ORE, CONCTR. ETC	336	75	44	735 PARTS, NES, FOR MACH-TOOLS	59	641	394
292 CRUDE VEG. MATERIALS, NES	604	713	442	737 METALWORKING MACHNRY NES	443	1 870	1 164
334 PETROLEUM PRODUCTS	3 417	454	281	741 HEATNG, COOLNG EQUIP, PART	.	.	.
335 RESIDUAL PETROL. PRODUCTS	2 071	196	118	742 PUMPS FOR LIQUIDS, PARTS	1 570	4 629	2 886
421 FIXED VEG. FAT, OILS, SOFT	12 500	989	639	743 PUMPS NES, CENTRIFUGS ETC	3 423	9 914	6 170
431 ANIMAL, VEG. FATS, OILS, NES	882	142	91	744 MECHANICAL HANDLNG EQUIP	3 625	6 722	4 189
511 HYDROCARBONS, NES, DERIVTS	107	60	34	745 OTH. NONELEC MCH, TOOL, NES	2 136	13 119	8 063
512 ALCOHOL, PHENOL, ETC. DERIV	2 294	973	596	746 BALL OR ROLLER BEARINGS	84	338	211
513 CARBOXYLIC ACIDS, DERIVTS	8 649	1 543	968	747 TAPS, COCKS, VALVES, ETC.	869	5 475	3 396
514 NITROGEN-FUNCT. COMPOUNDS	5 309	2 006	1 236	748 TRANSMISSIONS SHAFTS ETC	1 515	3 051	1 895
515 ORGANO-INORGANIC COMPOUNDS	1 565	2 284	1 402	749 NON-ELECT MACH. PARTS, ETC	744	2 063	1 268
516 OTHER ORGANIC CHEMICALS	1 054	1 279	798	751 OFFICE MACHINES	444	2 565	1 596
522 INORGANIC CHEM. ELEMENTS	22 765	4 657	2 860	752 AUTOMATC. DATA PROC. EQUIP	222	3 352	2 067
523 METAL. SALTS, INORGAN. ACID	44 811	2 626	1 629	753 PARTS, FOR OFFICE MACHINS	1 121	1 261	791
524 OTHER CHEMICAL COMPOUNDS	405	102	60	761 TELEVISION RECEIVERS ETC	1 502	4 341	2 626
525 RADIO-ACTIVE MATERIALS		54	32	762 RADIO-BROADCAST RECEIVER	18	262	159
531 SYNTH. COLOURS, LAKES, ETC.	3 439	6 665	4 143	763 SOUND RECORDER, PHONOGRPH	26	178	111
532 DYEING, TANNING MATERIALS	6 673	1 331	824	764 TELECOMM. EQUIP. PARTS NES	142	5 168	3 177
533 PIGMENTS, PAINTS, ETC.	8 895	5 646	3 535	771 ELECT POWER MACHNRY. PARTS	483	1 136	692
541 MEDICINES, ETC. EXC. GRPS 42	1 410	9 480	5 897	772 ELECT. SWITCH, RELAY, CIRCUIT	1 938	8 738	5 472
542 MEDICAMENTS	1 097	14 269	8 817	773 ELECTR. DISTRIB. EQPT NES	554	1 388	858
551 ESSNTL. OIL, PERFUME, FLAVR	130	351	218	774 ELECTRO-MEDCL. XRAY EQUIP	49	1 409	874
553 PERFUMERY, COSMETICS, ETC.	603	904	567	775 DOM. ELEC. NON-ELEC. EQUIPT	5 633	9 260	5 717
554 SOAP, CLEANERS, POLISH, ETC	7 539	3 166	1 960	776 TRANSISTORS, VALVES, ETC.		400	250
562 FERTILIZER, EXCEPT GRP 272	3 625	613	379	778 ELECTRIC. MACH. APPART. NES	12 533	13 646	8 527
571 POLYMERS OF ETHYLENE	5 300	947	593	781 PASS. MOTOR VEHCLS. EX. BUS	12 289	36 071	22 381
572 POLYMERS OF STYRENE	12 967	2 683	1 645	782 GOODS, SPCL TRANSPORT VEH	5 250	6 408	3 832
573 POLYMERS, VINYL CHLORIDE	4 011	1 166	711	783 ROAD MOTOR VEHICLES NES	1 373	3 142	1 978
574 POLYACETAL, POLYCARBONATE	7 426	3 178	1 971	784 PARTS, TRACTORS, MOTOR VEH	3 257	10 424	6 434
575 OTH. PLASTIC, PRIMARY FORM	13 695	7 909	4 880	785 CYCLES, MOTORCYCLES ETC.	348	1 342	823
581 PLASTIC TUBE, PIPE, HOSE	220	401	247	786 TRAILERS, SEMI-TRAILR, ETC	1 063	1 349	821
582 PLASTIC PLATE, SHEETS, ETC	14 364	9 667	6 008	792 AIRCRAFT, ASSOCTD. EQUIPNT	71	3 776	2 539
583 MONOFILAMENT OF PLASTICS	530	448	283	793 SHIP, BOAT, FLOAT, STRUCTRS	48	221	138
591 INSECTICIDES, ETC.	5 428	8 133	4 933	812 PLUMBNG, SANITRY, EQPT, ETC	135	103	61
592 STARCHES, INULIN, ETC.	3 467	894	557	813 LIGHTNG FIXTURES ETC. NES	349	1 078	674
593 EXPLOSIVES, PYROTECHNICS	44	153	94	821 FURNITURE, CUSHIONS, ETC.	1 935	2 495	1 558
597 PREPRD ADDITIVES, LIQUIDS	5 067	1 874	1 153	831 TRUNK, SUIT-CASES, BAG, ETC	22	111	65
598 MISC. CHEMICAL PRODTS, NES	24 409	8 878	5 457	841 MENS, BOYS CLOTHNG, X-KNIT	20	528	321
612 MANUFACT. LEATHER ETC. NES	7	74	47	842 WOMEN, GIRL CLOTHNG, XKNIT	1	275	162
621 MATERIALS OF RUBBER	1 905	866	538	845 OTHR. TEXTILE APPAREL, NES	5	106	63
625 RUBBER TYRES, TUBES, ETC.	886	867	534	846 CLOTHING ACCESSRS, FABRIC	26	263	164
629 ARTICLES OF RUBBER, NES	636	2 152	1 330	848 CLOTHING, NONTXLT. HEADGEAR	20	137	84
633 CORK MANUFACTURES	125	582	359	851 FOOTWEAR	150	742	446
634 VENEERS, PLYWOOD, ETC.	1 118	646	389	871 OPTICAL INSTRUMENTS, NES	26	742	452
635 WOOD MANUFACTURES, NES	232	152	95	872 MEDICAL INSTRUMENTS NES	231	3 782	2 322
641 PAPER AND PAPERBOARD	89 695	22 618	13 848	873 METERS, COUNTERS, NES	59	308	188
642 PAPER, PAPERBOARD, CUT ETC	9 191	2 954	1 819	874 MEASURE, CONTROL INSTRMNT	708	11 708	7 352
651 TEXTILE YARN	770	1 887	1 158	881 PHOTOGRAPH APPAR. ETC. NES	211	2 193	1 336
652 COTTON FABRICS, MOVEN	457	1 953	1 201	882 PHOTO. CINEMATOGPH. SUPPL	4 791	7 824	4 875
653 FABRICS, MAN-MADE FIBRES	2 509	9 265	5 714	884 OPTICAL GOODS NES	34	3 242	2 009
654 OTH. TEXTILE FABRIC, MOVEN	399	1 847	1 150	885 WATCHES AND CLOCKS	247	2 426	1 502
655 KNIT CROCHET FABRIC NES	516	1 246	775	891 ARMS AND AMMUNITION	26	417	258
656 TULLE, LACE, EMBROIDRY, ETC	82	359	218	892 PRINTED MATTER	1 182	2 852	1 762
657 SPECIAL YARN, TXLT. FABRIC	1 192	2 540	1 561	893 ARTICLES, NES, OF PLASTICS	5 939	5 345	3 287
658 TEXTILE ARTICLES NES	173	494	293	894 BABY CARRIAGE, TOYS, GAMES	530	1 533	942
659 FLOOR COVERINGS, ETC.	28	76	45	895 OFFICE, STATIONERY SUPPLS	754	2 158	1 329
662 CLAY, REFRCT. CONSTR. MATRL	10 346	1 952	1 184	896 WORKS OF ART, ANTIQUE ETC	20	144	92
663 MINERAL MANUFACTURES, NES	3 912	2 080	1 273	897 GOLD, SILVERWARE, JEWEL NES	3	736	467
664 GLASS	7 300	1 554	958	898 MUSICAL INSTRUMENTS, ETC.	1 335	5 155	3 208
665 GLASSWARE	1 742	1 609	1 001	899 MISC MANUFACTRD GOODS NES	179	912	573
666 POTTERY	1 002	1 416	870
667 PEARLS, PRECIOUS STONES				SOLOMON IS			
671 PIG IRON, SPIEGELEISN, ETC	98	108	68				
672 INGOTS ETC. IRON OR STEEL	165	50	32	IMPORTS	31 657	4 519	2 848
674 FLAT-ROLLED PLATED IRON	4 222	787	484				
675 FLAT-ROLLED, ALLOY STEEL	1 476	612	365	072 COCOA	15 129	3 438	2 165
676 IRON, STL. BAR, SHAPES ETC.	4 663	2 176	1 348	211 HIDES, SKINS (EX. FURS), RAW	202	61	36
678 WIRE OF IRON OR STEEL	2 165	564	342	422 FIXED VEG. FAT, OILS, OTHR	16 242	866	553
679 TUBES, PIPES, ETC. IRON, STL	609	276	172	665 GLASSWARE	68	76	45
681 SILVER, PLATINUM, ETC.	12	131	80				
682 COPPER	435	634	389	EXPORTS	4 249	1 287	824
683 NICKEL	41	133	80				
684 ALUMINIUM	4 358	3 213	2 087	061 SUGARS, MOLASSES, HONEY	804	57	35
686 ZINC	338	162	103	278 OTHER CRUDE MINERALS	2 409	457	305
687 TIN	20	52	32	522 INORGANIC CHEM. ELEMENTS	750	67	43
689 MISC. NON-FERR. BASE METAL	403	191	113	542 MEDICAMENTS	13	482	305
691 METALLIC STRUCTURES NES	323	314	190				
692 CONTAINERS, STORAGE, TRNSP	109	215	132	TUVALU			
693 WIRE PRODUCTS EXCL. ELECT	1 803	989	604	EXPORTS	15	21	13
694 NAILS, SCREWS, NUTS, ETC.	938	626	383				
695 TOOLS	1 530	4 672	2 901	AMER OCEANIA			
696 CUTLERY	189	1 324	827				
697 HOUSEHOLD EQUIPMENT, NES	550	1 457	874	IMPORTS	269	905	561
699 MANUFACTS. BASE METAL, NES	4 048	4 449	2 741				
712 STEAM TURBINES	278	3 449	2 043				

7 IMPORTS AND EXPORTS (SPECIAL TRADE) BY COUNTRIES OF PRODUCTION AND CONSUMPTION AND BY GROUPS OF THE SITC-REV. III 1990

GROUP DESCRIPTION	DT = 100 KG	1 000 DM	1 000 \$	GROUP DESCRIPTION	DT = 100 KG	1 000 DM	1 000 \$
683 NICKEL	200	282	172	894 BABY CARRIAGE, TOYS, GAMES	21	67	39
759 PARTS, FOR OFFICE MACHINES	3	180	110	895 OFFICE, STATIONERY SUPPLS	80	353	220
851 FOOTWEAR	27	117	77	897 GOLD, SILVERWARE, JEWELRY		108	66
898 MUSICAL INSTRUMENTS, ETC.	13	317	196	898 MUSICAL INSTRUMENTS, ETC.	55	132	81
				899 MISC MANUFACTURED GOODS NES	11	50	31
EXPORTS	5 067	15 916	9 895	WALLIS FUTUNA			
061 SUGARS, MOLASSES, HONEY	1 215	63	42	IMPORTS	18	39	26
112 ALCOHOLIC BEVERAGES	358	213	132	EXPORTS	326	211	128
575 OTH. PLASTIC, PRIMARY FORM	184	100	59	722 TRACTORS	84	90	55
634 VENEERS, PLYWOOD, ETC.	316	102	62	KIRIBATI			
635 WOOD MANUFACTURES, NES	387	148	90	IMPORTS	30 590	1 489	918
665 GLASSWARE	60	68	44	223 OILSEED (OTH. FIX. VEG. OIL)	30 421	1 450	896
691 METALLIC STRUCTURES NES	518	315	193	EXPORTS	199	315	189
696 CUTLERY	9	81	48	542 MEDICAMENTS	25	144	86
699 MANUFACT. BASE METAL, NES	18	64	39	744 MECHANICAL HANDLING EQUIP	19	48	32
713 INTRNL COMBUS PSTN ENGIN	9	106	72	PITCAIRN			
724 TEXTILE, LEATHER MACHINES	33	637	428	IMPORTS		1	
725 PAPER, PULP MILL MACHINES	30	76	48	EXPORTS	144	90	60
742 PUMPS FOR LIQUIDS, PARTS	8	79	47	641 PAPER AND PAPERBOARD	142	88	59
772 ELEC. SWITCH, RELAY, CIRCUIT	3	123	73	N ZEALE OCEAN			
773 ELECTRIC DISTRIBUT. EQUIP NES	46	277	183	IMPORTS	428	399	244
774 ELECTRO-MEDICAL XRAY EQUIP	8	126	83	057 FRUIT, NUTS EXCL. OIL NUTS	293	53	33
781 PASS. MOTOR VEHICLES, EX. BUS	1 174	3 597	2 279	961 COIN NONGOLD NONCURRENT	2	239	146
784 PARTS, TRACTORS, MOTOR VEH	39	196	123	EXPORTS	2 995	1 323	828
792 AIRCRAFT, ASSOCIATED EQUIPMENT	62	8 037	4 901	054 VEGETABLES	1 426	188	126
831 TRUNK, SUIT-CASES, BAG, ETC	2	184	114	522 INORGANIC CHEM. ELEMENTS	144	50	30
845 OTH. TEXTILE APPAREL, NES		52	31	542 MEDICAMENTS	25	62	37
846 CLOTHING ACCESSORIES, FABRIC	2	47	30	641 PAPER AND PAPERBOARD	922	173	104
895 OFFICE, STATIONERY SUPPLS	1	230	149	722 TRACTORS	139	65	38
897 GOLD, SILVERWARE, JEWELRY		219	137	743 PUMPS NES, CENTRIFUGES ETC	18	61	36
				764 TELECOMM. EQUIP. PARTS NES	39	307	192
NEW CALEDON				885 WATCHES AND CLOCKS	1	79	51
IMPORTS	124 778	47 537	29 390	FIJI			
288 NON-FERROUS WASTE, SCRAP	246	67	40	IMPORTS	14 988	2 225	1 408
671 PIG IRON, SPITZGELEISN, ETC	124 408	46 795	28 927	058 FRUIT, PRESERVED, PREPARED	488	263	159
741 HEATING, COOLING EQUIP, PART	64	287	178	062 SUGAR CONFECTIONERY	722	310	196
743 PUMPS NES, CENTRIFUGES ETC	1	59	39	072 COCOA	2 680	632	400
EXPORTS	45 461	47 605	29 310	292 CRUDE VEG. MATERIALS, NES	361	381	242
061 SUGARS, MOLASSES, HONEY	23 223	1 563	980	422 FIXED VEG. FAT, OILS, OTHER	9 625	433	290
062 SUGAR CONFECTIONERY	163	87	52	EXPORTS	60 773	6 159	3 807
112 ALCOHOLIC BEVERAGES	335	58	37	278 OTHER CRUDE MINERALS	37 380	905	564
292 CRUDE VEG. MATERIALS, NES	21	61	40	421 FIXED VEG. FAT, OILS, SOFT	888	138	88
553 PERFUMERY, COSMETICS, ETC.	51	51	32	522 INORGANIC CHEM. ELEMENTS	2 313	234	144
582 PLASTIC PLATE, SHEETS, ETC	115	157	98	523 METAL. SALTS, INORGAN. ACID	10 994	352	220
583 MONOFILAMENT OF PLASTICS	101	90	55	531 SYNTH. COLOURS, LAKES, ETC.	14	51	32
591 INSECTICIDES, ETC.	90	144	88	533 PIGMENTS, PAINTS, ETC.	194	103	62
593 EXPLOSIVES, PYROTECHNICS	11	61	38	541 MEDICINES, ETC. EXC. GRP542	11	82	50
598 MISC. CHEMICAL PRODUCTS, NES	588	106	64	542 MEDICAMENTS	30	261	160
621 MATERIALS OF RUBBER	198	133	84	553 PERFUMERY, COSMETICS, ETC.	14	69	44
625 RUBBER TYRES, TUBES, ETC.	1 253	962	580	592 STARCHES, INULIN, ETC.	418	167	98
641 PAPER AND PAPERBOARD	1 652	521	324	629 ARTICLES OF RUBBER, NES	254	57	35
642 PAPER, PAPERBOARD, CUT ETC	929	287	176	641 PAPER AND PAPERBOARD	3 034	647	394
651 TEXTILE YARN	22	54	34	642 PAPER, PAPERBOARD, CUT ETC	252	85	53
657 SPECIAL YARN, TEXTILE FABRIC	23	173	102	651 TEXTILE YARN	25	61	39
663 MINERAL MANUFACTURES, NES	240	185	111	662 CLAY, REFRACT. CONSTR. MATRL	1 370	167	102
664 GLASS	740	95	56	665 GLASSWARE	39	56	37
691 METALLIC STRUCTURES NES	366	447	271	666 POTTERY	15	63	38
692 CONTAINERS, STORAGE, TRANSP	1 331	1 281	809	691 METALLIC STRUCTURES NES	559	106	64
695 TOOLS	74	217	132	695 TOOLS	305	339	206
699 MANUFACT. BASE METAL, NES	272	568	345	699 MANUFACT. BASE METAL, NES	77	152	93
713 INTRNL COMBUS PSTN ENGIN	54	159	103	724 TEXTILE, LEATHER MACHINES	4	71	45
722 TRACTORS	109	159	95	728 OTH. MACH. PTS, SPCL INDUST	45	147	94
723 CIVIL ENGINEERING EQUIPMENT	890	1 349	814	745 OTH. NONELEC MCH, TOOL, NES	41	207	132
724 TEXTILE, LEATHER MACHINES	29	86	54	747 TAPS, COCKS, VALVES, ETC.	27	69	42
726 PRINTING, BOOKBINDING MACHS	66	412	270	752 AUTOMATIC DATA PROC. EQUIP	3	62	37
728 OTH. MACH. PTS, SPCL INDUST	159	347	212	774 ELECTRO-MEDICAL XRAY EQUIP	33	135	81
737 METALWORKING MACHINERY NES	21	63	41	781 PASS. MOTOR VEHICLES, EX. BUS	13	49	32
741 HEATING, COOLING EQUIP, PART				874 MEASURE, CONTROL INSTRUMENT		103	65
743 PUMPS NES, CENTRIFUGES ETC	178	492	312	895 OFFICE, STATIONERY SUPPLS	10	70	43
744 MECHANICAL HANDLING EQUIP	361	445	273	897 GOLD, SILVERWARE, JEWELRY		143	88
745 OTH. NONELEC MCH, TOOL, NES	162	773	468	899 MISC MANUFACTURED GOODS NES	23	53	32
747 TAPS, COCKS, VALVES, ETC.	111	282	173				
749 NON-ELECT MACH. PARTS, ETC	18	80	47				
751 OFFICE MACHINES	54	233	144				
762 RADIO-BROADCAST RECEIVER	12	56	33				
764 TELECOMM. EQUIP. PARTS NES	26	80	51				
772 ELEC. SWITCH, RELAY, CIRCUIT	168	469	311				
774 ELECTRO-MEDICAL XRAY EQUIP	5	65	40				
775 DOM. ELEC. NON-ELEC. EQUIPMENT	115	212	132				
778 ELECTRIC MACH. APPARATUS NES	109	521	326				
781 PASS. MOTOR VEHICLES, EX. BUS	3 766	9 935	6 191				
782 GOODS, SPCL TRANSPORT VEH	1 259	2 142	1 270				
783 ROAD MOTOR VEHICLES NES	144	246	165				
784 PARTS, TRACTORS, MOTOR VEH	870	2 335	1 448				
792 AIRCRAFT, ASSOCIATED EQUIPMENT	68	15 283	9 327				
821 FURNITURE, CUSHIONS, ETC.	175	183	110				
871 OPTICAL INSTRUMENTS, NES		71	43				
872 MEDICAL INSTRUMENTS NES	10	178	114				
874 MEASURE, CONTROL INSTRUMENT	4	245	145				
881 PHOTOGRAPH APPAR. ETC. NES	16	60	37				
882 PHOTO. CINEMATOGRAPH. SUPPL	255	362	223				
891 ARMS AND AMMUNITION	53	184	113				
892 PRINTED MATTER	66	64	43				
893 ARTICLES, NES, OF PLASTICS	85	145	94				

7 IMPORTS AND EXPORTS (SPECIAL TRADE) BY COUNTRIES OF PRODUCTION AND CONSUMPTION AND BY GROUPS OF THE SITC-REV. III 1990

GROUP DESCRIPTION	DT = 100 KG	1 000 DM	1 000 \$	GROUP DESCRIPTION	DT = 100 KG	1 000 DM	1 000 \$
072 COCOA	790	141	90	751 OFFICE MACHINES	30	243	153
223 OILSEED(OTH.FIX.VEG.OIL)	253 218	11 400	7 076	764 TELECOMM.EQUIP.PARTS NES	14	69	41
292 CRUDE VEG.MATERIALS, NES	91	92	57	774 ELECTRO-MEDCL.XRAY EQUIP	1	129	79
EXPORTS	113	302	194	775 DOM.ELEC.NON-ELEC.EQUIPT	170	294	170
724 TEXTILE,LEATHER MACHINES	6	85	56	778 ELECTRIC.MACH.APPART.NES	2 643	2 263	1 404
TONGA				781 PASS.MOTOR VEHCLS.EX.BUS	2 796	7 484	4 632
IMPORTS	23	43	27	782 GOODS,SPCL TRANSPORT VEH	2 098	2 610	1 599
EXPORTS	706	657	413	783 ROAD MOTOR VEHICLES NES	130	267	171
554 SOAP,CLEANERS,POLISH,ETC	155	63	41	784 PARTS,TRACTORS,MOTOR VEH	581	2 454	1 516
723 CIVIL ENGINEERING EQUIPT	155	240	144	792 AIRCRAFT,ASSOCD.EQUIPNT	101	20 227	13 247
WEST SAMOA				813 LIGHTING FIXTURES,ETC.NES	29	91	57
IMPORTS	31 837	2 062	1 241	821 FURNITURE,CUSHIONS,ETC.	91	138	87
072 COCOA	1 473	310	188	874 MEASURE,CONTROL INSTRMNT	7	358	229
223 OILSEED(OTH.FIX.VEG.OIL)	30 298	1 647	985	881 PHOTOGRAPH APPAR.ETC.NES	11	53	33
784 PARTS,TRACTORS,MOTOR VEH	38	48	32	882 PHOTO.CINEMATGRPH.SUPPL	39	57	36
EXPORTS	25 688	4 073	2 586	892 PRINTED MATTER	56	83	52
046 MEAL,FLOUR OF WHEAT,MSLN	6 648	207	129	893 ARTICLES,NES,OF PLASTICS	227	309	191
061 SUGARS,MOLASSES,HONEY	5 536	406	251	894 BABY CARRIAGE,TOYS,GAMES	40	97	59
278 OTHER CRUDE MINERALS	9 081	102	64	895 OFFICE,STATIONERY SUPPLS	70	312	196
625 RUBBER TYRES,TUBES,ETC.	81	86	58	897 GOLD,SILVERWARE,JEWEL NES	7	410	252
695 TOOLS	128	99	65	898 MUSICAL INSTRUMENTS,ETC.	31	63	39
699 MANUFACTS.BASE METAL,NES	130	63	38	899 MISC MANUFCTRD GOODS NES		89	56
716 ROTATING ELECTRIC PLANT	103	88	58	POLAR REG			
723 CIVIL ENGINEERING EQUIPT	697	390	258	IMPORTS	42	698	437
727 FOOD-PROCESS.MCH.NON DOM	45	307	188	764 TELECOMM.EQUIP.PARTS NES	1	161	108
728 OTH.MACH,PTS,SPCL INDUST	68	126	79	EXPORTS	226	191	125
742 PUMPS FOR LIQUIDS,PARTS	7	48	32	SHIPS SUPPL			
744 MECHANICAL HANDLING EQUIP	32	83	55	IMPORTS	333 319	277 991	173 761
745 OTH.NONELEC MCH,TOOL,NES	74	373	233	334 PETROLEUM PRODUCTS	488	109	69
771 ELECT POWER MACHNY,PARTS	38	75	45	EXPORTS	27 236 347	1 040 220	650 692
774 ELECTRO-MEDCL.XRAY EQUIP	20	71	43	037 FISH ETC.PREPD,PRSDV.NES		159	97
782 GOODS,SPCL TRANSPORT VEH	1 204	534	350	062 SUGAR CONFECTIONERY	26	50	30
786 TRAILERS,SEMI-TRAILR,ETC	178	65	42	071 COFFEE,COFFEE SUBSTITUTE	63	188	117
821 FURNITURE,CUSHIONS,ETC.	43	66	42	073 CHOCOLATE,OTH.COCOA PREP	395	1 028	645
892 PRINTED MATTER	81	149	94	112 ALCOHOLIC BEVERAGES	3 181	4 964	3 084
FR POLYNESIA				122 TOBACCO, MANUFACTURED	973	14 125	8 766
IMPORTS	395	1 287	773	334 PETROLEUM PRODUCTS	24 751 646	899 488	563 448
072 COCOA	298	59	38	553 PERFUMERY,COSMETICS,ETC.	442	14 879	9 277
075 SPICES	33	628	378	554 SOAP,CLEANERS,POLISH,ETC	8	66	42
667 PEARLS,PRECIOUS STONES	.	.	.	666 POTTERY	235	365	230
EXPORTS	19 139	48 351	30 625	831 TRUNK,SUIT-CASES,BAG,ETC	1	346	214
058 FRUIT,PRESERVED,PREPARED	85	105	63	846 CLOTHING ACCESSRS,FABRIC		1 478	916
062 SUGAR CONFECTIONERY	158	105	65	848 CLOTHING,NONTXTL;HEADGEAR	1	82	50
122 TOBACCO, MANUFACTURED	1 225	1 831	1 112	884 OPTICAL GOODS NES		134	86
292 CRUDE VEG.MATERIALS, NES	20	60	38	885 WATCHES AND CLOCKS		1 638	1 023
533 PIGMENTS, PAINTS, ETC.	679	392	242	895 OFFICE,STATIONERY SUPPLS	3	339	207
553 PERFUMERY,COSMETICS,ETC.	48	67	42	897 GOLD,SILVERWARE,JEWEL NES		314	199
571 POLYMERS OF ETHYLENE	150	44	30	899 MISC MANUFCTRD GOODS NES		570	349
581 PLASTIC TUBE,PIPE,HOSE	23	90	54	UNID COUNTR			
582 PLASTIC PLATE,SHEETS,ETC	233	211	131	IMPORTS	69 544	10 178	6 284
583 MONOFILAMENT OF PLASTICS	25	100	61	071 COFFEE,COFFEE SUBSTITUTE	3 884	1 330	833
591 INSECTICIDES, ETC.	248	232	143	288 NON-FERROUS WASTE,SCRAP	192	51	30
625 RUBBER TYRES,TUBES,ETC.	387	320	193	511 HYDROCARBONS,NES,DERIVTS	47 870	3 362	1 992
641 PAPER AND PAPERBOARD	400	154	95	512 ALCOHOL,PHENOL,ETC.DERIV	1 810	342	220
642 PAPER,PAPERBOARD,CUT ETC	234	126	75	513 CARBOXYLIC ACIDS,DERIVTS	1 875	308	200
651 TEXTILE YARN	22	98	57	572 POLYMERS OF STYRENE	2 627	822	539
657 SPECIAL YARN,TXTL.FABRIC	26	70	44	574 POLYACETAL,POLYCARBONATE	3 818	1 892	1 198
662 CLAY,REFRCT.CONSTR.MATRL	207	83	51	575 OTH.PLASTIC,PRIMARY FORM	2 305	764	487
663 MINERAL MANUFACTURES,NES	62	92	56	682 COPPER	474	200	120
664 GLASS	667	123	75	684 ALUMINIUM	165	56	34
665 GLASSWARE	755	101	62	761 TELEVISION RECEIVERS ETC	141	274	162
666 POTTERY	57	60	36	764 TELECOMM.EQUIP.PARTS NES		132	80
671 PIG IRON,SPIEGELEISN,ETC	410	86	53	EXPORTS	2 123	1 177	719
679 TUBES,PIPES,ETC.IRON,STL	59	47	30	112 ALCOHOLIC BEVERAGES	437	107	65
694 NAILS,SCREWS,NUTS,ETC.	43	66	40	773 ELECTR.DISTRIB.EQPT NES	152	177	105
695 TOOLS	152	299	187	774 ELECTRO-MEDCL.XRAY EQUIP	2	53	33
697 HOUSEHOLD EQUIPMENT,NES	44	104	59	842 WOMEN,GIRL CLOTHING,XKNIT	6	54	34
699 MANUFACTS.BASE METAL,NES	188	307	189	885 WATCHES AND CLOCKS	5	68	43
713 INTRNL COMBUS PSTN ENGIN	26	207	127	892 PRINTED MATTER	89	188	113
716 ROTATING ELECTRIC PLANT	1	47	31	TOTAL IMPORTS	3 744 358 480 550 627 705 342 608 529		
721 AGRIC.MACHINES,EX.TRACTR	23	46	30	EXPORTS	1 989 755 083 642 784 701 398 447 510		
723 CIVIL ENGINEERING EQUIPT	476	642	409				
724 TEXTILE,LEATHER MACHINES	7	50	30				
726 PRINTING,BOOKBINDING MACHS	28	217	131				
728 OTH.MACH,PTS,SPCL INDUST	23	58	37				
733 MACH-TOOLS,METAL-WORKING	41	109	74				
741 HEATING,COOLING EQUIP,PART	.	.	.				
742 PUMPS FOR LIQUIDS,PARTS	93	342	206				
743 PUMPS NES,CENTRIFUGS ETC	59	295	180				
744 MECHANICAL HANDLING EQUIP	107	221	135				
745 OTH.NONELEC MCH,TOOL,NES	137	646	406				
747 TAPS,COCKS,VALVES,ETC.	71	168	101				
749 NON-ELECT MACH.PARTS,ETC	24	71	44				

IMPORTS AND EXPORTS (SPECIAL TRADE) 1990 BY GROUPS OF THE SITC
AND BY COUNTRIES OF PRODUCTION AND CONSUMPTION

GROUP COUNTRY	NUMBER	1 000 DM	1 000 \$
001 LIVE ANIMALS (ONLY HORSES)			
<u>IMPORTS</u>	14 140	40 211	25 222
France	289	2 027	1 281
Belgium Lux	184	741	464
Netherlands	887	3 428	2 126
Italy	214	1 029	650
United Kingdom	327	3 811	2 496
Ireland	147	839	533
Denmark	1 742	4 097	2 514
Iceland	626	1 336	846
Sweden	46	651	415
Finland	12	59	37
Switzerland	253	1 199	752
Austria	237	728	466
Yugoslavia	24	47	30
Sovietunion	850	1 590	1 002
Poland	5 003	5 997	3 687
Czechoslovakia	1 694	2 243	1 378
Hungary	127	365	232
Romania	26	113	73
Bulgaria	147	94	59
USA	995	8 029	5 079
Canada	167	942	589
Mexico	8	84	54
Brazil	19	131	82
Argentina	86	427	253
Japan	4	112	67
<u>EXPORTS</u>	11 698	59 278	36 656
France	3 190	7 805	4 838
Belgium Lux	1 765	4 293	2 643
Netherlands	584	3 849	2 431
Italy	3 279	8 551	5 230
United Kingdom	267	2 812	1 767
Ireland	12	63	37
Denmark	250	2 053	1 276
Greece	11	50	30
Portugal	16	98	62
Spain	40	300	187
Norway	6	71	41
Sweden	175	2 324	1 432
Finland	168	2 012	1 236
Switzerland	838	11 809	7 338
Austria	454	1 927	1 197
Sovietunion	2	110	68
Poland	19	150	92
Czechoslovakia	53	769	471
Morocco	4	126	84
Egypt	16	463	274
South Africa	9	244	157
USA	269	4 708	2 882
Canada	73	1 094	656
Mexico	10	119	74
Ecuador	18	305	198
Peru	9	177	111
Brazil	29	494	298
Bolivia	1	80	48
Israel	25	115	68
Jordan	1	70	45
Oman	18	901	574
Japan	48	1 173	706

Subject-Matter Series 7: Aussenhandel (Foreign Trade)

Series 1: Zusammenfassende Übersichten für den Außenhandel (Summary surveys of foreign trade)

This monthly publication, which appears approximately 6 weeks after the reference month, contains the most important import and export figures of special trade by commodity groups, by countries and groups of countries (EC countries, developing countries, state trading countries), as well as surveys of foreign trade volume and indices

In addition, monthly import and export trends are presented according to commodity groups of the food industry and the industrial economy in the delimitation of general trade

A survey of the foreign trade of OECD member countries appears in the form of an annex

The annual report with an enlarged programme of tabulations, inter alia, also contains data on customs storage trade and processing

Series 2: Außenhandel nach Waren und Ländern (Spezialhandel) – (Foreign trade by commodities and countries – special trade)

In the monthly report, import and export figures (quantity and value) are published according to nearly all nine-digit code numbers of the Commodity Classification for Foreign Trade Statistics in a breakdown by major countries of origin/destination. The December report at the same time also serves as the annual report

In a supplementary volume published annually (Series 2.1), data are provided on customs storage trade, transfer of goods from processing to free circulation, nominal customs revenue, and exports of goods of foreign origin

Series 3: Außenhandel nach Ländern und Warengruppen (Spezialhandel) – (Foreign trade by countries and commodity groups – special trade)

This series presents at semi-annual intervals the import and export figures by countries of origin/destination in a breakdown by commodity groups and sub-groups of the food industry and industrial economy

The report for the second half-year at the same time also serves as the annual report

Series 4: Außenhandel mit ausgewählten Waren (Foreign trade with selected commodities)

4.1. Ein- und Ausfuhr von Mineralöl (Generalhandel) – (Imports and exports of mineral oil – general trade)

This monthly report which becomes available approximately 8 weeks after the reference month contains the import and export figures for mineral oil by code numbers in a breakdown by countries of origin/destination

The December report at the same time contains the annual figures

Series 5: Außenhandel mit ausgewählten Ländern (Foreign trade with selected countries)

5.1: Außenhandel mit den Entwicklungsländern (Spezialhandel) – (Foreign trade with the developing countries – special trade)

This report provides an annual presentation of foreign trade of the Federal Republic of Germany with the developing countries as countries of origin/destination and countries of sale/purchase, respectively, with a subdivision according to major product/commodity groups of the food industry and the industrial economy for each country

5.2: Handel mit den Staatshandelsländern (Trade with the state trading countries)

This biennial publication contains data on foreign trade of the Federal Republic of Germany with the state trading countries in a breakdown by countries of origin/destination and countries of sale/purchase, respectively, as well as by major commodity groups and sub-groups of the food industry and the industrial economy

Series 6: Durchfuhr im Seeverkehr und Seeuumschlag (Transit trade in sea-borne transport and transshipment)

This annual publication covers the commodities which, both in-coming and out-going, were shipped in transit through the report area and via the major seaports of the Federal Republic of Germany, as well as transshipment. The tabulations are shown in a subdivision by seaports, commodity groups of the food industry and the industrial economy, as well as by countries of consignment/destination

Series 7: Außenhandel nach Ländern und Gütergruppen der Produktionsstatistiken (Spezialhandel) – (Foreign trade by countries and groups of goods of production statistics – special trade)

In this annual publication, imports and exports are shown by countries of origin/destination according to the definition and grouping of the groups/categories of goods of the Commodity Classification for Production Statistics. This provides for a commodity breakdown of foreign trade statistics according to the interrelations of production techniques.

Series 8: Außenhandel nach dem Internationalen Warenverzeichnis für den Außenhandel (SITC-Rev. 3) und Ländern (Spezialhandel) – (Foreign trade according to the Standard International Trade Classification (SITC-Rev. 3) and by countries – special trade) – until 1987 SITC-Rev. II –

In this annual report (since 1978), import and export figures are shown according to the five-digit items of the Standard International Trade Classification (SITC-Rev. 3) in a breakdown by major countries of origin/destination

The annex contains a confrontation of the items of the Standard International Trade Classification (SITC-Rev. 3) with the code numbers of the Commodity Classification for Foreign Trade Statistics

Series S: Sonderbeiträge (Special contributions)

S 3: Neuberechnung des Außenhandelsvolumens und der Außenhandelsindizes auf Basis 1980 – (New computation of the volume of foreign trade and of foreign trade indices, base 1980)

This report presents for the reporting period 1952 to 1983 the results of the new computation of the foreign trade volume and the foreign trade indices subsequent to the conversion to base year 1980.

S 5: Außenhandel nach dem Internationalen Warenverzeichnis für den Außenhandel (SITC-Rev. II) von 1978 bis 1987 (Foreign trade according to the Standard International Trade Classification (SITC-Rev. II) from 1978 to 1987)

This report contains the foreign trade figures (special trade) which are presented according to the five-digit items of the Standard International Trade Classification as "long-term series", comparable over a period of 10 reference years

S 6: Systematiken in der Außenhandelsstatistik (Classifications in foreign trade statistics)

This publication illustrates the hierarchical structure of the Commodity Classification for Foreign Trade Statistics. This classification provides the basis for the declaration of goods and the processing and publication of data on the frontier-crossing trade in goods between the Federal Republic of Germany and foreign countries. At the same time, the special contribution describes the conversions made for purposes of publication between the commodity classification and various other classifications of goods for which foreign trade figures are presented in the individual series of Subject-Matter Series 7. In addition, the publication contains the complete correlation tables between the different nomenclatures and the Commodity Classification for Foreign Trade Statistics, Position 1990

Foreign language publications

Foreign Trade according to the Standard International Trade Classification (SITC-Rev. 3) – Special Trade – until 1987 SITC-Rev. II –

This annual publication in the English language contains foreign trade figures according to the Standard International Trade Classification (SITC-Rev. 3) with data by countries of origin/destination

Classifications

Commodity Classification for Foreign Trade Statistics

Standard International Trade Classification (SITC-Rev. 3)

Confrontation of the Classification of Goods for Production Statistics (GP) with the Commodity Classification for Foreign Trade Statistics (WA)

Alphabetic Index of Countries for Foreign Trade Statistics

Confrontation of the commodity numbers of the Commodity Classification for Foreign Trade Statistics, 1987/1988

Comparison of the commodity numbers of the Commodity Classification for Foreign Trade Statistics, 1988/1987



STATISTISCHES BUNDESAMT
GUSTAV-STRESEMANN-RING 11
D-6200 WIESBADEN 1

Publications and prospectuses can be obtained from the publishers METZLER-POESCHEL,
Delivery: Messrs. Hermann Leins, P.O.B. 11 52,
in D-7408 Kusterdingen.

Veröffentlichungen mit gesamtdeutschen Ergebnissen bzw. Angaben für die neuen Bundesländer

1. Querschnittsveröffentlichungen:

- Ausgewählte Zahlen zur Energiewirtschaft
 - Konjunktur aktuell
 - Zur wirtschaftlichen und sozialen Lage in den neuen Bundesländern
- Erscheint im Oktober:
- Statistisches Jahrbuch 1991 für das vereinte Deutschland

2. Fachserien

Fachserie	Reihe	Titel
1	1	Gebiet und Bevölkerung
3	1	Ausgewählte Zahlen für die Agrarwirtschaft
	3.1.2	Landwirtschaftlich genutzte Flächen
	3.2.1	Wachstum und Ernte - Feldfrüchte, Obst, Trauben -
	4.1	Viehbestand
	4.5	Hochsee- und Küstenfischerei, Bodenseefischerei
4	2.1	Indizes der Produktion und der Arbeitsproduktivität, Produktion ausgewählter Erzeugnisse im Produzierenden Gewerbe
	2.2	Auftragseingang und Umsatz im Verarbeitenden Gewerbe, Auftragseingang und Auftragsbestand im Bauhauptgewerbe - Indizes -
	4.1.1	Beschäftigung, Umsatz und Energieversorgung der Unternehmen und Betriebe im Bergbau und im Verarbeitenden Gewerbe

Erscheint in Kürze:

4	3.S.1	Produktion im Produzierenden Gewerbe der neuen Bundesländer
---	-------	---

Erscheint in Kürze:

6	1.1	Beschäftigte und Umsatz im Großhandel
---	-----	---------------------------------------

7	1	Zusammenfassende Übersichten für den Außenhandel
	2	Außenhandel nach Waren und Ländern (Spezialhandel)
	4.1	Ein- und Ausfuhr von Mineralöl (Generalhandel)
8	7	Verkehrsunfälle
11	4.1	Studenten an Hochschulen (Vorbericht)

Erscheint in Kürze:

13	2.S.1	Sozialhilfe in den neuen Bundesländern 1990
----	-------	---

14	2	Vierteljährliche Kassenergebnisse der öffentlichen Haushalte
	9.1.1	Absatz von Tabakwaren und Zigarettenhüllen
	9.2.1	Absatz von Bier
	9.2.2	Brauwirtschaft
16	2.1	Arbeiterverdienste in der Industrie
	2.2	Angestelltenverdienste in Industrie und Handel

Erscheinen in Kürze mit Ergebnissen für Januar '91:

16	2.S.1	Arbeiterverdienste in der Industrie der neuen Bundesländer
	2.S.2	Angestelltenverdienste in Industrie und Handel der neuen Bundesländer
16	4.1	Tariflöhne
	4.2	Tarifgehälter
17	2	Preise und Preisindizes für gewerbliche Produkte
	7	Preise und Preisindizes für die Lebenshaltung (monatliche Eilberichte sowie Monatsberichte)

3. Systematische Verzeichnisse:

Ämtliche Schlüsselnummern und Bevölkerungsdaten der Gemeinden und Verwaltungsbezirke in der Bundesrepublik Deutschland

4. Ausgewählte Arbeitsunterlagen zur Bundesstatistik:

- Hefte 14, 15: Einnahmen und Ausgaben ausgewählter privater Haushalte im Gebiet der ehemaligen DDR
1. Hj. (H. 14) und 2. Hj. '90 (H. 15)
- Heft 16: Zeitverwendung der Personen in Arbeiter- und Angestelltenhaushalten im Gebiet der ehemaligen DDR 1974, 1980, 1985 und 1990