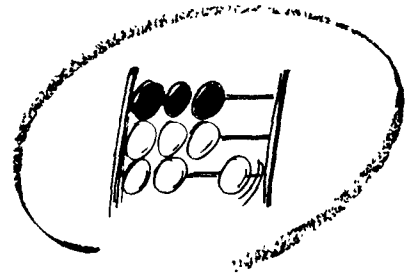


Statistisches Bundesamt

Foreign Trade according to the Standard International Trade Classification (SITC-Rev.3) – Special Trade

1989

Metzler - Poeschel Stuttgart



Statistisches Bundesamt
Federal Statistical Office

Foreign Trade according to the Standard International Trade Classification (SITC-Rev.3) – Special Trade

1989

Statistisches Bundesamt
Bibliothek - Dokumentation - Archiv

Metzler-Poeschel Stuttgart

Published by:
Federal Statistical Office
Gustav-Stresemann-Ring 11
D-6200 Wiesbaden 1
Telephone (0611) 752475

Distribution:
Verlag Metzler-Poeschel Stuttgart

Delivery:
Messrs. Hermann Leins
Holzwiesenstr. 2
D-7408 Kusterdingen
Telephone 07071/33046
Telex 7 262 891 mepo d
Telefax 07071/33653

Periodicity: annually
Published in Oktober 1990
Price: DM 25.50
Order Number: 6370010 - 89700

Copyright: Statistisches Bundesamt, Wiesbaden 1990

Reproduction of the contents of this publication permitted
- except for commercial purposes - subject to acknowledgement
of the source.

Contents

	Page
Introduction	4
Geographical Nomenclature for the Foreign Trade Statistics of the Federal Republic of Germany	6
Alphabetical Index of Countries for Table 7	7
Chart: Index of Current Value, Volume and Average Value of Imports and Exports (Special Trade)	8
Tables:	
1 Development of Current Value and Volume (Base 1980) of Imports and Exports (Special Trade) by Sections of the SITC-Rev. 3	
1.1 Imports by Groups of Countries in 1 000 DM	10
1.2 Exports by Groups of Countries in 1 000 DM	12
2 Index of Current Value, Volume and Average Value of Imports and Exports (Special Trade) by Sections of the SITC-Rev. 3 (1980 = 100)	
2.1 Total	14
2.2 EC-Countries	16
2.3 Other Countries	18
3 Imports and Exports (Special Trade) by Sections and Divisions of the SITC-Rev. 3	
3.1 Imports	20
3.2 Exports	21
4 Imports and Exports (Special Trade) by Groups and Subgroups of the SITC-Rev. 3	
4.1 Imports	22
4.2 Exports	38
5 Imports and Exports (Special Trade) by Continents and Countries (Countries of Production and Consumption)	54
6 Imports and Exports (Special Trade) by Groups of the SITC-Rev. 3 and by Countries of Production and Consumption	57
7 Imports and Exports (Special Trade) by Countries of Production and Consumption and by Groups of the SITC-Rev. 3	224

Data relate to the Federal Republic; they include Berlin (West)

Symbols and Abbreviations

- 0 = Less than half of 1 at the last occupied digit, but more than nil
- = Category not applicable
- . = Figure unknown or not to be disclosed
- X = Tabular group blocked, information not meaningful
- n.e.s. = Not elsewhere stated

Introduction

- 1 General explanations
 - 1.1 Legal foundations

The legal foundations of foreign trade statistics are:

 - The Law on Statistics for Federal Purposes (Federal Statistics Law - BStatG) as amended on 22 January 1987 (Bundesgesetzblatt I, p. 462), 565
 - the Law on Statistics on Frontier Crossing Trade in Goods (Foreign Trade Statistics Law - AHStatGes) of 1 May 1957 (Bundesgesetzblatt I, p. 413), amended by Article 9 of the 1st Law on the Adjustment of Statistics of 14 March 1980 (Bundesgesetzblatt I, p. 294),
 - the Ordinance for the Implementation of the Law on Statistics on Frontier Crossing Trade in Goods (Foreign Trade Statistics - Implementing Ordinance - AHStatDV) as amended on 8 February 1989 (Bundesgesetzblatt I, p. 203), amended by the 8th Ordinance amending the Ordinance on the Implementation of the Law on Statistics on Frontier Crossing Trade in Goods of 20 November 1989 (Bundesgesetzblatt I, p. 2042),
 - further the legal provisions of the EC as mentioned in Section I - Paragraph D of the Leaflet on the Single Document of 23 October 1987, published in the Federal Advertiser on 12 November 1987, No. 213 a.
 - 1.2 Subject matter

Subject matter of the foreign trade statistics of the Federal Republic of Germany is the frontier crossing trade in goods of the statistical territory with foreign countries.

Foreign countries for the purposes of foreign trade statistics are the territories outside the statistical territory and outside the German Democratic Republic and Berlin (East).

Foreign trade statistics do not include the trade in goods between the statistical territory and the German Democratic Republic and Berlin (East). It is shown in separate statistics published as Series 6 in Subject-Matter Series 6 (Commerce, Hotel and Restaurant Industry, Tourism).
 - 1.3 Statistical territory

The statistical territory of foreign trade statistics comprises the Federal Republic of Germany (excl. the customs enclave of Büsingen) incl. Berlin (West) and the Austrian communities of Jungholz and Mittelberg (as customs enclaves).
 - 1.4 Declaration

The results of foreign trade statistics are generally based on the data provided by importers and exporters. The declaration for purposes of foreign trade statistics is as a rule effected using the forms "Einfuhranmeldung" (Import declaration) and "Ausfuhrerklärung zugleich Ausfuhranmeldung" (Notification of exports and export declaration).
 - 1.5 Trade system

The frontier crossing goods traffic is shown in foreign trade statistics as general trade (see Section 3), as special trade and as transit (only transshipment and transit entering and leaving by sea; see Series 6). Special trade essentially comprises those commodities which entered the statistical territory for use, consumption, working or manufacturing, or which, respectively, originated from production, working or manufacturing in the statistical territory and have been exported.
- 2 Special trade
 - 2.1 The data of the present publication relate to special trade which comprises
 - 2.1.1 in imports
 - the direct importation of goods into free circulation, for inward processing under customs control ("Eigenveredelung" - processing of goods by Germans for German account - and "Lohnveredelung" - processing of goods by Germans for foreign account), after outward processing under customs control, and also repair trade,
 - the importation of foreign goods leaving customs warehouses into the above mentioned types of imports; as warehouses in the meaning of foreign trade statistics are considered free port stores and customs storage warehouses (incl. open customs storage warehouses), as well as some special cases.
 - 2.1.2 in exports

the exportation of goods from free circulation, after customs-approved inward processing ("Eigenveredelung" - processing of goods by Germans for German account - and "Lohnveredelung" - processing of goods by Germans for foreign account), for customs-approved outward processing, and also repair trade.
 - 2.2 Ships' and aircraft stores

As ships' and aircraft stores are shown in special trade the delivery of foreign goods leaving customs warehouses for the needs of outward-bound German sea-going vessels and aircraft (as imports), as well as the delivery of goods from free circulation and inward processing for the needs of outward-bound foreign ships and aircraft (as exports). Included among ships' and aircraft stores as imports is also the delivery of foreign goods leaving customs warehouses for the supply of German sea-going ships and aircraft in foreign ports/airports. The relevant data are included in the types of importation and/or exportation mentioned in Section 2.1.1 and 2.1.2, respectively.
- 2.3 Exemptions and simplifications

The results of foreign trade statistics do not comprise goods and transport operations which according to Art. 31 of the Ordinance for the Implementation of the Law on Statistics on Frontier Crossing Trade in Goods (AHStatDV) are exempted from declaration, such as since October 1989 shipments of industrial goods of a value of up to DM 1 000 inclusive (previously DM 500) and of food and agricultural goods of a value of up to DM 200 inclusive (previously DM 100), provided the weight of the shipment does not exceed 1,000 kg; presents of a value of DM 1 000 inclusive per shipment; silver and gold for international payments; diplomatic and consular goods; up to 1975 electric power.

Not included either are goods imported or exported by the foreign armed forces stationed in the Federal Republic of Germany.
- 2.4 Reference month

As far as the presentation of foreign trade as special trade is concerned, direct imports and exports are generally shown in the month they crossed the border, while importations of goods entering customs warehouses, on the other hand, are shown only at the time of their importation from customs warehouses. Due to unavoidable delays in the submission of the declaration, and also because of the necessity to clear up doubtful items, it is possible to some, though a rather small extent that imports and exports are shown in a later reporting period. On the other hand, the export figures may also comprise shipments which, with the combined shipping procedure, with the simplified combined shipping procedure by railway or with the TIR procedure, have not yet left the statistical territory.
- 2.5 Commodity classifications

The grouping of commodities is shown according to the Standard International Trade Classification, Revision 3 (abbreviated title: SITC-Rev. 3; Statistical Papers, Series M, No. 34/Rev. 3).

According to a decision of the Council of the European Communities taken on 9 December 1975 (75/767 EEC), this revised version of the SITC will be used in the member countries as of January 1978. It replaces the first revised 1961 version of the Standard International Trade Classification (SITC, Revised).

As against the first revised version, the SITC-Rev. 3 contains numerous changes and, in part, considerable extensions and has also been reconciled with the Nomenclature of the Customs Cooperation Council - CCCN - (formerly "Brussels Tariff Nomenclature") in such a manner that the smallest components (5 - digit SITC - positions) are corresponding to the tariff numbers of this nomenclature, or parts of such tariff numbers.

Details concerning the allocation of commodities can be seen from a correlation of the positions of the SITC-Rev. 3 with the Commodity Classification for Foreign Trade Statistics which can be obtained as a special print direct from the Federal Statistical Office, Postfach 55 28, D-6200 Wiesbaden 1. This correlation is further published as Annex 1 in the annual issue of Series 1 of Subject-Matter Series 7.

In the present report, the figures shown are for all reporting periods presented according to the new version of the SITC-Rev. II.

For many items the commodity descriptions have been abbreviated. The complete wording can be seen from the original version of the SITC, Rev. II, of the United Nations.

Deviating therefrom, postal packages (911) are classified in German foreign trade statistics according to their contents. Gold coins are covered by group 972; other coins (961) used as legal tender are not contained in the figures of foreign trade statistics.

Foreign Trade of electric energy comprises the financial settlements (incl. some special cases) and is shown throughout in MWh.

See also the article "Neue Warennomenklaturen für die Außenhandelsstatistik ab 1988" (New nomenclatures of goods for foreign trade statistics) in "Wirtschaft und Statistik" No. 5/1987, p. 396 ff. -

2.6 Presentation

In Table 6 only those countries for which the reported value of imports or exports was at least \$ 30,000 are presented under the individual groups.

Table 7 presents under the various countries merely those groups of the SITC, for which the reported value for imports or exports was at least \$ 30,000 in the year concerned.

Where the country of origin is not known, it will be replaced by the country of consignment. The country of consignment is the country from which the goods were shipped into the statistical territory without being subjected to consecutive stays or legal operations in the countries of transit other than those in connection with their shipment.

With regard to exports, that country is shown as the country of destination in which the goods shall be used or consumed, worked or manufactured. Where the country of destination is not known, it will be the last known country into which the goods are to be shipped that will be considered as the country of destination.

2.7 Partner countries

The "Alphabetic Index of Countries for Foreign Trade Statistics" as of January 1989 includes altogether 198 countries or areas, respectively. A detailed list of all countries is included in this publication.

With regard to imports, that country of origin as the country of production where goods were produced (country of origin), where the goods either were entirely extracted or manufactured, or where they underwent their last essential and economically justified working or stage of manufacture. There apply the conceptual definitions of Articles 4 to 7, Par. 1, of the Ordinance (EEC) No. 802/68 of the Council of 27 June 1968 (OJ Eur. Com., No. L 148, p. 1). As far as exports are concerned, that country is shown as the country of consumption (country of destination), in which the goods are to be used or consumed, worked or transformed.

2.8 Quantities

The quantity data (deciton - dt = 100 kg) refer to the net weight of the goods, or the net weight incl. retail packaging, respectively.

2.9 Values

The values are presented in DM 1,000 and in \$ 1,000. As a general principle, they relate to the value free at border which, independently of the currency shown on the invoice, must always be declared and recorded in DM. This is the value free at border of the statistical territory, and, as far as imports are concerned, the duties on entry are excluded. In the case of exportation or importation after processing, always the full value of the goods including processing and distribution costs is shown.

The values published in \$ 1,000 have been subsequently computed for imports and exports from the DM values. For this purpose, the following conversion rates were applied:

As from year, month	DM for 1 US-\$	As from year, month	DM for 1 US-\$
1984		1985	
January	2,81	January	3,17
February	2,71	February	3,29
March	2,60	March	3,31
April	2,64	April	3,08
May	2,75	May	3,11
June	2,74	June	3,06
July	2,89	July	2,92
August	2,89	August	2,79
October	3,02	September	2,84
November	3,07	October	2,64
December	2,99	November	2,59
		December	2,51
1986		1987	
January	2,44	January	1,86
February	2,33	February	1,83
March	2,26	April	1,81
April	2,27	May	1,79
May	2,23	June	1,82
June	2,24	July	1,85
July	2,15	August	1,86
August	2,06	September	1,81
September	2,04	October	1,80
October	2,00	November	1,68
November	2,03	December	1,63
December	1,99		
1988		1989	
January	1,65	January	1,83
February	1,70	February	1,85
March	1,68	March	1,87
April	1,67	April	1,87
May	1,69	May	1,95
June	1,76	June	1,98
July	1,84	July	1,89
August	1,89	August	1,93
September	1,87	September	1,95
October	1,82	October	1,87
November	1,75	November	1,83
December	1,76	December	1,74

Deviations from the specific conversion ratio may be due to rounding of the partial figures of which the figures shown here are composed.

2.10 Volume, indices, terms of trade

The volume is determined by multiplying the quantity of the reference month (per commodity number and group of countries) with the unit value of the base year (per commodity number and group of countries). The required base unit values are calculated by dividing the actual values of the base year (per commodity number and group of countries) by the relevant quantities. The volume indicates what the imports/exports would have been in the reference period if the unit values of the base year had remained constant.

The curru value index shows the development of the nominal values as related to the base period. The volume index (according to Laspeyres) represents the development of foreign trade, adjusted for changes of the unit value. The unit value index (according to Paasche) informs about the movement of import and export unit values on the basis of the frontier crossing values. The terms of trade indicate how the purchasing power of an export unit, as measured in import units, has changed against the base year.

Index formulae:

$$\text{Current value index: } V_{o,n} = \frac{P_n \cdot q_n}{P_o \cdot q_o} \cdot 100$$

$$\text{Volume index: (according to Laspeyres)} \quad Q_{o,n} = \frac{P_o \cdot q_n}{P_o \cdot q_o} \cdot 100$$

$$\text{Unit value index: (according to Paasche)} \quad P_{o,n} = \frac{P_n \cdot q_n}{P_o \cdot q_n} \cdot 100$$

(x)

$$\text{Terms of trade: (real exchange relationship)} \quad ToT = \frac{P_{o,n}}{P_{o,n}^{(m)}} \cdot 100$$

p = unit value per commodity number and group of countries, q = quantity per commodity number and group of countries, o = base period, n = reference period

$P_{o,n}^{(x)}$ = index of export unit values, $P_{o,n}^{(m)}$ = index of import unit values.

See in this connection the article: "Neuberechnung des Außenhandelsvolumens und der Außenhandelsindizes of Basis 1980" in: "Wirtschaft und Statistik", No. 2/1984, p. 155 ff.

2.11 Publications and information service

Rather detailed figures of foreign trade statistics are being published in Series 2 to 8 and S of Subject-Matter Series 7, entitled "Außenhandel" (Foreign trade).

Moreover, figures of still greater detail may be obtained against reimbursement of costs in the form of table extracts from the Federal Statistical Office, P.O.B. 5528, D-6200 Wiesbaden 1. Out of the great number of possible tabulations, the following should be mentioned:

Imports and exports by commodity numbers, countries of origin and of destination, types of imports and of exports,

Imports by code numbers, countries of origin and types of imports,

Imports/exports by sections, divisions, groups, sub-groups or items of the SITC and countries of origin/destination,

Imports/exports by trading countries and by countries of origin/destination as well as by commodity subgroups of food industry and the industrial economy,

Imports entering customs warehouses, imports leaving customs warehouses and exports leaving customs warehouses by commodity numbers and countries

Imports according to branches of transport, border sections, countries of origin and of destination as well as commodity subgroups of food industry and the industrial economy

A detailed description of the methodology of foreign trade statistics is contained in the publication "Außenhandel und Statistik" (Foreign Trade and Statistics) of the series "Zahl und Leben" (Figures and Life), No. 7, also published by Messrs. W. Kohlhammer.

See also the article "Methodische, systematische und anmeldetechnische Änderungen in der Außenhandelsstatistik ab 1988" (Changes of methodology, classification and declaration techniques in foreign trade statistics as from 1988) in "Wirtschaft und Statistik", No. 10/1986, p. 773 ff.

3 Notes

The figures for 1989 are definite results. For the results of earlier reference periods always applies the "Introductory Note" (Vormerkerkung) of the relevant report.

Geographical Nomenclature for the Foreign Trade Statistics of the Federal Republic of Germany

E U R O P E		328	Burundi	A S I A	
Community		329	St Helena a. dependencies	Near and Middle East	
001	France (incl. Monaco)	330	Angola	600	Cyprus
002	Belgium a. Luxembourg	334	Ethiopia	604	Lebanon
003	Netherlands	338	Djibouti	608	Syria
005	Italy (incl. San Marino)	342	Somalia	612	Iraq
006	United Kingdom (Great Britain, Northern Ireland, Isle of Man, British Channel Islands)	346	Kenya	616	Iran
007	Ireland	350	Uganda	624	Israel
008	Denmark	352	Tanzania	628	Jordan
009	Greece	355	Seychelles a. dependencies	632	Saudi Arabia
010	Portugal (incl. Azores a. Madeira)	357	British Indian Ocean Territory (Chagos Archipelago)	636	Kuwait
011	Spain	366	Mozambique	640	Bahrain
	Spanish territories not included in the customs or statistical territory	370	Madagascar	644	Qatar
021	Canary Islands	372	Réunion	647	United Arab Emirates
022	Ceuta a. Melilla	373	Mauritius	649	Oman
	Other European Countries	375	Comoros	652	North Yemen
024	Iceland	377	Mayotte	656	South Yemen
025	Faroe Islands	378	Zambia		
028	Norway (incl. Svalbard)	382	Zimbabwe		
030	Sweden	386	Malawi		
032	Finland	390	Republic of South Africa		Other Asian Countries
036	Switzerland (incl. Büsingen, Liechtenstein)	391	a. Namibia	660	Afghanistan
038	Austria (excl. Jungholz a. Mittelberg)	393	Botswana	662	Pakistan
043	Andorra	395	Swaziland	664	India (incl. Sikkim)
044	Gibraltar		Lesotho	666	Bangladesh
045	Vatican City State	A M E R I C A		667	Maldives
046	Malta	North America		669	Sri Lanka (Ceylon)
048	Yugoslavia	400	United States of America (incl. Puerto Rico)	672	Nepal
052	Turkey	404	Canada	675	Bhutan
056	Soviet Union	406	Greenland	676	Burma
060	Poland	408	St Pierre a. Miquelon	680	Thailand
062	Czechoslovakia		Central and South America	684	Laos
064	Hungary	412	Mexiko	690	Vietnam
066	Romania	413	Bermuda	696	Kampuchea (Cambodia)
068	Bulgaria	416	Guatemala	700	Indonesia
070	Albania	421	Belize	701	Malaysia (Malaya, Sabah, Sarawak)
	A F R I C A	424	Honduras	703	Brunei
	North Africa	428	El Salvador	706	Singapore
204	Morocco	432	Nicaragua	708	Philippines
208	Algeria	436	Costa Rica	716	Mongolia
212	Tunisia	442	Panama	720	China
216	Libya	446	Anguilla	724	North Korea
220	Egypt	448	Cuba	728	South Korea
224	Sudan	449	St. Christoph a. Nevis	732	Japan
	West Africa	452	Haiti	736	Taiwan
228	Mauritania	453	Bahamas	740	Hong Kong
232	Mali	454	Turks a. Caicos Islands	743	Macao
236	Burkina Faso	456	Dominican Republic		A U S T R A L A S I A ,
240	Niger	457	Virgin Islands of the United States		O C E A N I A A N D
244	Chad	458	Guadeloupe		O T H E R T E R R I T O R I E S
247	Republic of Cape Verde	459	Antigua a. Barbuda	800	Australia
248	Senegal	460	Dominica	801	Papua New Guinea
252	Gambia	461	British Virgin Islands	802	Australian Oceania (Heard a. McDonald Islands, Cocos Islands, Christmas a. Norfolk Islands)
257	Guinea Bissau	462	Martinique	803	Nauru
260	Guinea	463	Cayman Islands	804	New Zealand
264	Sierra Leone	464	Jamaica	806	Solomon Islands
268	Liberia	465	St Lucia	807	Tuvalu
272	Ivory Coast	467	St Vincent	808	American Oceania
276	Ghana	469	Barbados	809	New Caledonia a. dependencies
280	Togo	472	Trinidad a. Tobago	811	Wallis a. Futuna Islands
284	Benin	473	Grenada	812	Kiribati
288	Nigeria	474	Aruba	813	Pitcairn
	Central, East and South Africa	476	Netherlands Antilles (Curacao, etc.)	814	New Zealand Oceania (Tokelau a. Niue Islands); Cook Islands
302	Cameroon	480	Colombia	815	Fiji
306	Central African Republic	484	Venezuela	816	Vanuatu
310	Equatorial Guinea	488	Guyana	817	Tonga
311	Sao Tomé a. Principe	492	Suriname	819	Western Samoa
314	Gabon	496	French Guiana	822	French Polynesia
318	Congo	500	Ecuador	890	Polar Regions
322	Zaire	504	Peru		
324	Rwanda	508	Brazil		M I S C E L L A N E O U S
		512	Chile	950	Supplies for ships a. aircraft (imports for German a. exports resp. transit for foreign vessels a. aircraft)
		516	Bolivia	958	Unidentified countries
		520	Paraguay		
		524	Uruguay		
		528	Argentina		
		529	Falkland Islands a. dependencies		

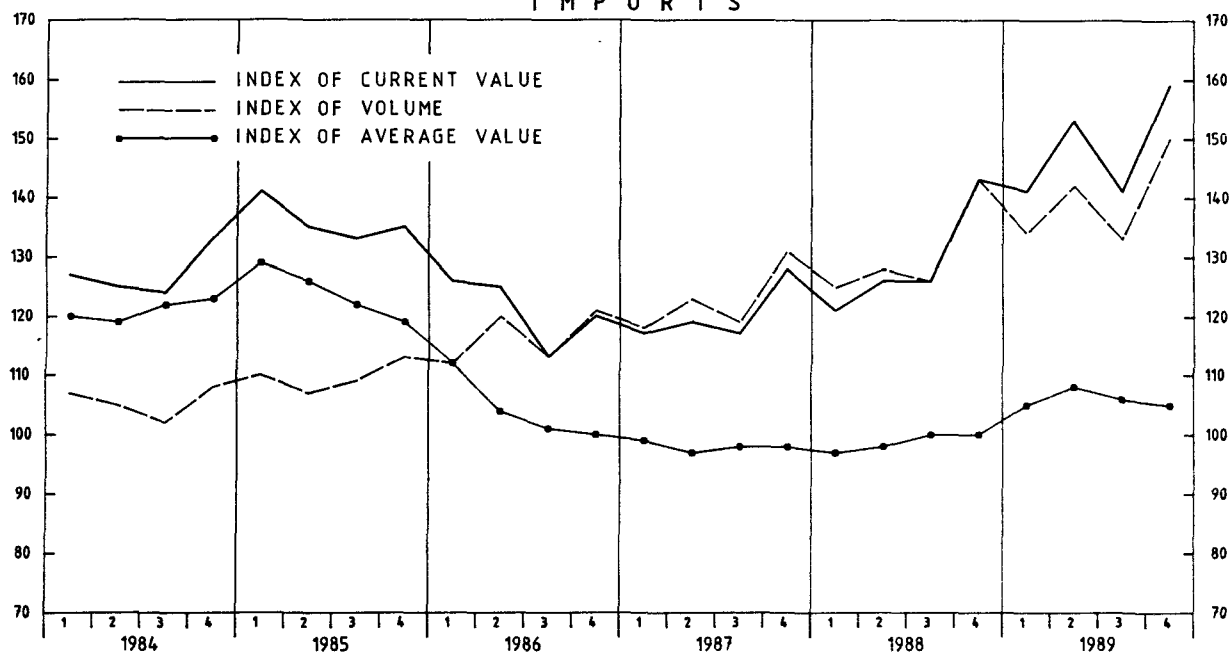
Neither the headings which make up this nomenclature nor the details used with them are to be taken as any expression of opinion on the political status of the countries or territories concerned.

Alphabetical Index of Countries for Table 7

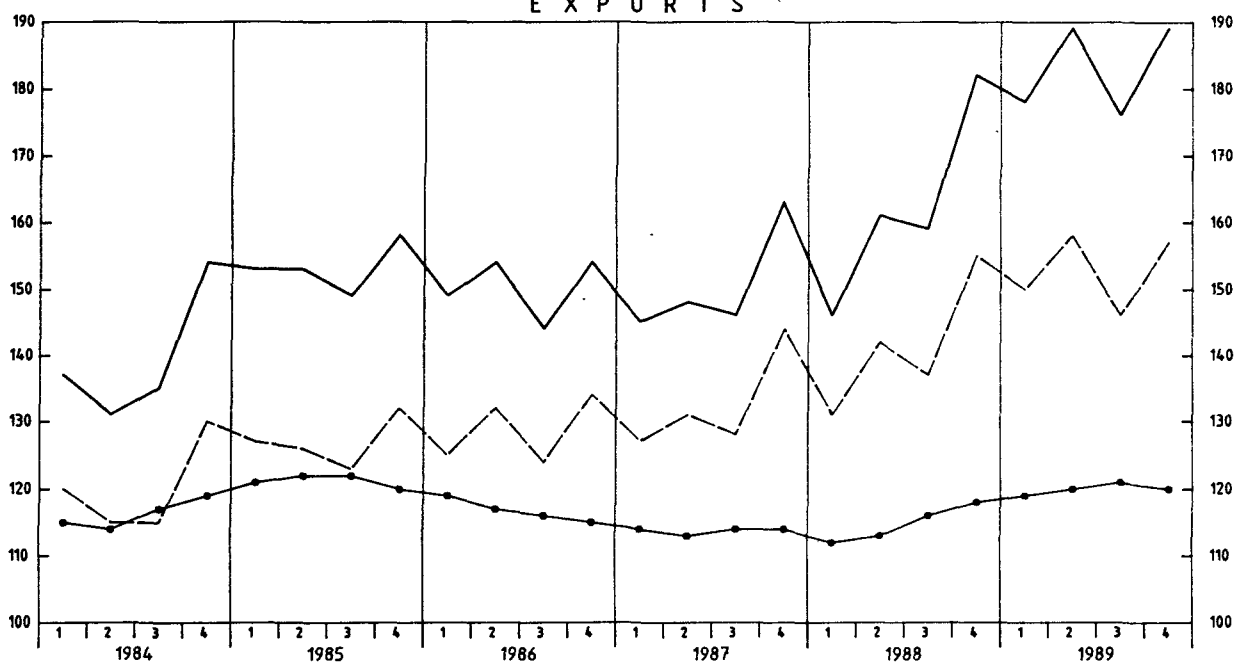
Country	Page	Country	Page
Afghanistan	354	Lesotho	311
Albania	280	Liberia	291
Algeria	282	Libya	285
American Oceania	384	Macao	380
Americ. Virgin Is.	324	Madagascar	305
Andorra	262	Malawi	308
Angola	300	Malaysia	364
Antigua & Barbuda	324	Maldives	358
Anguilla	322	Mali	288
Argentina	338	Malta	263
Aruba	327	Martinique	325
Australia	380	Mauritania	288
Austral. Oceania	382	Mauritius	306
Austria	260	Mayotte	307
Bahamas	323	Mexico	316
Bahrain	350	Mongolia	369
Bangladesh	358	Morocco	281
Barbados	326	Mozambique	304
Belgium & Luxembourg	226	Nauru	383
Belize	319	Nepal	360
Benin	294	Netherl. Antilles	327
Bermuda	318	Netherlands	229
Bhutan	360	New Caledonia	384
Bolivia	335	New Zealand	383
Botswana	311	N. Zealand Oceania	385
Brazil	332	Nicaragua	320
Brit. In. Oc. Terr.	304	Niger	289
British Virgin Islands	325	Nigeria	294
Brunei	366	North Korea	371
Bulgaria	279	North Yemen	353
Burkina Faso	288	Norway	250
Burma	360	Oman	353
Burundi	299	Pakistan	355
Cameroon	296	Panama	321
Canada	314	Papua New Guinea	382
Canary Islands	248	Paraguay	336
Cayman Islands	325	Peru	331
Central Afr. Rep.	296	Philippines	368
Ceuta and Melilla	249	Pitcairn	384
Chad	289	Poland	270
Chile	334	Polar Reg.	385
China	369	Portugal	243
Columbia	328	Qatar	351
Comoros	307	Rep. Cape Verde	289
Congo	297	Rep. South Africa & Namibia	309
Costa Rica	320	Réunion	305
Cuba	322	Romania	277
Cyprus	339	Rwanda	299
Czechoslovakia	273	S. Tomé & Principe	297
Denmark	239	Saudi Arabia	347
Djibouti	301	Senegal	289
Dominica	324	Seychelles	304
Dominican Republic	323	Ships suppl.	385
Ecuador	330	Sierra Leone	291
Egypt	286	Singapore	366
El Salvador	319	Solomon Islands	384
Equatorial Guinea	297	Somalia	301
Ethiopia	300	South Korea	372
Falkland Is.	339	South Yemen	354
Faroe Islands	250	Sovietunion	268
Finland	255	Spain	245
Fiji	385	Sri Lanka	359
France	224	St. Christoph a. Nevis	322
French Guiana	330	St. Helena	300
French Polynesia	385	St. Lucia	326
Gabon	297	St. Pierre & Miquelon	316
Gambia	290	St. Vincent	326
Ghana	293	Sudan	287
Gibraltar	263	Suriname	330
Greece	241	Swaziland	311
Greenland	316	Sweden	252
Grenada	327	Switzerland	257
Guadeloupe	324	Syria	341
Guatemala	318	Taiwan	376
Guinea	290	Tanzania	303
Guinea-Bissau	290	Thailand	361
Guyana	330	Togo	294
Haiti	322	Tonga	385
Honduras	319	Trinidad and Tobago	326
Hong Kong	378	Turks & Caicos Is.	323
Hungary	275	Tunisia	283
Iceland	249	Turkey	266
India	356	Tuvalu	384
Indonesia	363	Uganda	303
Iran	343	Unident. countries	386
Iraq	342	Unit. Arab. Emirates	351
Ireland	237	United Kingdom	234
Israel	345	Uruguay	337
Italy	231	USA	311
Ivory Coast	292	Vanuatu	385
Jamaica	325	Vatican City	263
Japan	374	Venezuela	329
Jordan	346	Vietnam	362
Kampuchea	363	Wallis & Futuna	384
Kenya	302	West. Samoa	385
Kiribati	384	Yugoslavia	264
Kuwait	349	Zaire	298
Laos	362	Zambia	307
Lebanon	340	Zimbabwe	307

INDEX OF CURRENT VALUE, VOLUME AND AVERAGE VALUE OF IMPORTS
AND EXPORTS (SPECIAL TRADE)
1980 = 100

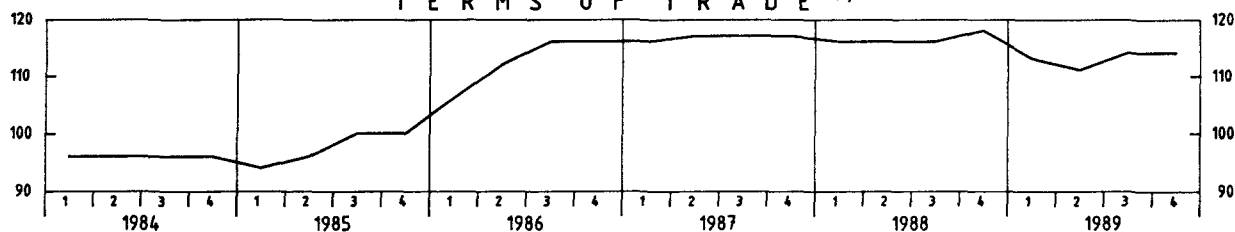
I M P O R T S



E X P O R T S



T E R M S O F T R A D E 1)



STAT. BUNDESAMT 907.603

1) INDEX OF AVERAGE VALUE OF EXPORTS IN %
OF THE INDEX OF AVERAGE VALUE OF IMPORTS

T a b l e s

1 Development of Current Value and Volume of Imports and Exports
(Special Trade) by Sections of the SITC - Rev. 3

1.1 Imports by Groups of Countries
- Countries of production -

Year Quarter	Total	Section									
		0	1	2	3	4	5	6	7	8	9
		Food and live animals	Beverages and tobacco	Crude materials, inedible	Mineral fuels, lubricants etc.	Animal and vegetable oils and fats	Chemicals	Manufactured goods classified chiefly by material	Machinery and transport equipment	Miscella- neous manufactured articles	Commodities and trans- actions not classified acc. to kind 1)
Current Value in 1 000 DM											
Total											
1985	463 810 992	44 320 161	4 602 199	31 881 101	92 181 868	2 754 681	41 259 571	74 921 487	105 954 405	52 904 413	13 031 106
1986	413 744 431	42 742 435	4 495 593	26 502 182	48 246 745	1 518 959	38 313 033	73 404 423	108 953 938	55 928 798	13 638 325
1987	409 641 283	40 147 293	4 472 414	25 111 842	39 508 418	1 173 220	38 512 189	71 642 811	114 475 484	61 537 596	13 060 016
1988	439 609 422	41 445 640	4 381 419	28 511 906	33 516 928	1 454 145	42 620 167	80 471 495	128 137 884	65 699 099	13 370 739
1989	506 464 705	43 764 669	4 697 953	33 393 370	38 344 662	1 729 856	47 700 968	94 630 997	154 364 755	73 320 272	14 517 203
1985 Q. 1	120 220 116	11 416 923	1 149 849	8 354 669	25 395 617	751 631	10 079 286	18 529 263	27 160 661	14 193 171	3 189 046
Q. 2	115 531 013	11 556 642	1 101 168	8 456 000	22 938 958	732 465	10 524 455	19 291 437	26 181 399	11 583 095	3 165 394
Q. 3	113 204 396	10 611 194	1 043 613	7 499 800	22 749 648	714 889	10 500 088	18 272 498	24 725 495	13 796 030	3 291 141
Q. 4	114 855 467	10 735 402	1 307 569	7 570 632	21 097 645	555 696	10 155 742	18 828 289	27 886 850	13 332 117	3 385 525
1986 Q. 1	107 752 297	10 587 192	1 110 627	7 048 133	17 561 033	436 911	9 551 478	18 360 420	26 072 042	13 806 483	3 217 978
Q. 2	106 862 708	11 690 163	1 030 080	6 895 305	12 505 117	404 670	9 933 821	19 622 279	28 125 334	12 721 875	3 934 064
Q. 3	96 507 113	9 938 950	1 092 247	5 876 574	9 066 790	358 962	9 603 671	17 275 075	25 434 548	14 737 443	3 122 853
Q. 4	102 622 313	10 526 130	1 262 639	6 682 170	9 113 805	318 416	9 224 063	18 146 649	29 322 014	14 662 997	3 363 430
1987 Q. 1	99 474 145	9 705 803	1 029 625	6 272 306	10 058 955	285 128	9 497 400	17 300 106	27 389 748	15 204 772	2 730 302
Q. 2	101 781 751	10 447 543	1 033 573	6 293 893	9 594 437	277 041	9 549 769	18 215 516	29 286 064	13 740 675	3 343 240
Q. 3	99 512 268	9 443 748	1 035 040	6 030 997	9 947 434	302 883	9 690 078	17 086 421	26 495 119	16 427 828	3 052 720
Q. 4	108 873 119	10 550 199	1 374 176	6 514 646	9 907 592	308 168	9 774 942	19 040 768	31 304 553	16 164 321	3 933 754
1988 Q. 1	102 956 035	9 785 155	977 793	6 520 958	8 686 672	276 699	10 129 226	18 204 974	29 241 993	16 449 938	2 682 627
Q. 2	107 159 655	10 615 190	1 030 886	7 201 282	8 028 894	322 460	10 233 967	20 084 943	31 969 281	14 224 939	3 447 813
Q. 3	107 174 961	9 877 156	1 027 050	6 975 154	8 478 838	431 911	10 548 535	19 328 803	29 881 596	17 403 662	3 222 256
Q. 4	122 318 771	11 168 139	1 345 690	7 814 512	8 322 524	423 075	11 708 439	22 852 775	37 045 014	17 620 560	4 018 043
1989 Q. 1	120 147 075	10 473 849	1 109 839	8 286 536	8 369 857	420 462	11 715 377	23 067 517	35 056 858	18 110 400	3 536 380
Q. 2	130 921 557	11 982 783	1 131 753	8 767 670	9 273 765	434 543	12 394 484	25 117 724	40 977 063	17 178 826	3 662 946
Q. 3	120 116 079	10 122 488	1 089 131	7 844 358	9 601 480	428 080	11 619 774	22 297 547	34 960 669	18 733 363	3 419 189
Q. 4	135 279 994	11 185 549	1 367 230	8 494 806	11 099 560	446 771	11 971 333	24 148 209	43 370 165	19 297 683	3 898 688
EC-Countries ²⁾											
1985	225 406 021	24 412 618	2 695 081	9 513 634	39 727 462	1 085 642	27 083 665	39 958 608	52 422 051	23 243 948	5 263 312
1986	206 022 336	24 129 013	2 749 520	8 500 244	22 195 123	669 549	25 388 927	39 870 372	53 061 666	24 418 799	5 039 123
1987	204 705 059	23 435 208	2 869 218	8 303 921	18 625 506	559 791	25 846 720	38 955 271	55 203 234	26 019 810	4 886 380
1988	215 435 117	24 140 311	3 052 029	9 587 572	14 486 169	703 420	28 698 822	42 997 233	60 940 841	26 235 996	4 592 724
1989	244 165 360	25 776 531	3 264 395	10 407 390	16 107 682	800 300	31 026 639	49 760 084	73 367 442	28 960 107	4 694 790
1985 Q. 1	58 942 640	6 096 788	679 336	2 437 391	12 196 369	311 378	6 449 900	9 548 979	13 835 325	5 901 357	1 485 817
Q. 2	55 345 140	6 598 968	639 250	2 461 115	8 913 176	275 814	6 722 941	10 398 753	12 874 812	5 107 247	1 353 064
Q. 3	54 292 137	6 095 033	570 409	2 099 297	9 200 364	279 427	7 035 251	9 742 259	11 884 458	6 143 956	1 241 683
Q. 4	56 826 104	5 621 829	806 086	2 515 831	9 417 553	219 023	6 875 573	10 268 617	13 827 456	6 091 388	1 182 748
1986 Q. 1	53 961 404	5 781 533	677 369	2 338 358	8 418 385	195 651	6 390 007	9 834 612	13 046 095	5 953 146	1 326 248
Q. 2	54 030 812	6 856 272	629 992	2 134 580	6 000 819	175 954	6 587 886	10 779 264	13 717 024	5 633 182	1 515 839
Q. 3	47 344 442	5 985 212	599 166	1 773 332	3 761 245	161 490	6 308 076	9 228 687	12 097 503	6 436 483	993 248
Q. 4	50 685 678	5 505 996	842 993	2 253 974	4 014 674	136 454	6 102 958	10 027 809	14 201 044	6 395 988	1 203 788
1987 Q. 1	49 612 670	5 295 283	655 571	2 070 348	5 053 329	140 083	6 476 135	9 363 509	13 132 161	6 431 668	994 583
Q. 2	51 967 258	6 245 001	667 210	2 121 955	4 495 620	135 043	6 335 426	10 097 068	14 823 882	5 840 028	1 206 025
Q. 3	48 776 523	5 884 999	651 143	1 853 113	4 436 361	142 487	6 454 101	9 057 003	12 469 001	6 837 220	991 095
Q. 4	54 348 608	6 009 925	895 294	2 258 505	4 640 196	142 178	6 581 058	10 437 691	14 778 190	6 910 894	1 694 677
1988 Q. 1	51 291 995	5 698 181	694 917	2 334 822	3 931 729	142 460	6 860 141	9 793 623	14 264 444	6 638 274	933 704
Q. 2	53 566 457	6 413 306	717 673	2 491 816	3 450 598	162 081	6 912 424	10 973 043	15 492 734	5 821 492	1 131 290
Q. 3	50 332 505	5 839 934	661 384	2 098 208	3 514 270	210 386	7 074 863	10 017 320	13 149 063	6 723 295	1 043 782
Q. 4	60 244 160	6 188 890	978 055	2 662 726	3 589 572	188 493	7 851 394	12 213 247	18 034 900	7 052 933	1 483 948
1989 Q. 1	57 861 807	5 901 281	777 986	2 798 839	3 585 689	189 535	7 712 805	11 829 799	16 800 930	7 103 133	1 161 810
Q. 2	63 723 936	7 187 324	786 073	2 763 491	3 638 921	209 339	8 015 048	13 355 710	19 697 030	6 852 887	1 218 113
Q. 3	56 869 289	6 216 449	720 093	2 189 797	4 068 628	192 798	7 526 018	11 492 126	16 243 560	7 201 661	1 018 159
Q. 4	65 710 328	6 471 477	980 243	2 655 263	4 814 444	208 628	7 772 768	13 082 449	20 625 922	7 802 426	1 296 708
Other Countries ³⁾											
1985	238 404 971	19 907 543	1 907 118	22 367 467	52 454 406	1 669 039	14 175 906	34 962 879	53 532 354	29 660 465	7 767 794
1986	207 722 095	18 613 422	1 746 073	18 001 938	26 051 622	849 410	12 924 106	33 534 051	55 892 272	31 509 999	8 599 202
1987	204 936 224	16 712 085	1 603 196	16 807 921	20 882 912	613 429	12 665 469	32 687 540	59 272 250	35 517 786	8 173 636
1988	224 174 305	17 305 329	1 329 390	18 924 334	19 030 759	750 725	13 921 345	37 474 262	67 197 043	39 463 103	8 778 015
1989	262 299 345	17 988 138	1 433 558	22 985 980	22 236 980	929 556	16 674 329	44 870 913	80 997 313	44 360 165	9 822 413
1985 Q. 1	61 277 476	5 320 135	470 513	5 917 278	13 199 248	440 253	3 629 386	8 980 284	13 325 336	8 291 814	1 703 229
Q. 2	60 185 873	4 957 674	461 918	5 994 885	14 025 782	456 651	3 801 514	8 892 684	13 306 587	6 475 848	1 812 330
Q. 3	58 912 259	4 516 161	473 204	5 400 503	13 549 284	435 462	3 464 837	8 530 239	12 841 037	7 652 074	2 049 458
Q. 4	58 029 363	5 113 573	501 483	5 054 801	11 680 092	336 673	3 280 169	8 559 672	14 059 394	7 240 729	2 202 777
1986 Q. 1	53 790 893	4 805 659	433 258	4 709 775	9 142 648	241 260	3 161 471	8 525 808	13 025 947	7 853 337	1 891 730
Q. 2	52 831 896	4 833 891									

1 Development of Current Value and Volume of Imports and Exports

(Special Trade) by Sections of the SITC - Rev. 3

1.1 Imports by Groups of Countries

- Countries of production -

Year Quarter	Total	Section									
		0 Food and live animals	1 Beverages and tobacco	2 Crude materials, inedible	3 Mineral fuels, lubricants etc.	4 Animal and vegetable oils and fats	5 Chemicals	6 Manufactured goods classified chiefly by material	7 Machinery and transport equipment	8 Miscella- neous manufactured articles	9 Commodities and trans- actions not classified acc. to kind 1)
Volume in 1 000 DM 2)											
Total											
1985	374 427 857	39 280 440	3 638 688	27 068 449	65 358 362	1 823 120	33 956 678	64 758 810	83 955 347	43 783 775	x
1986	397 505 996	40 346 720	3 539 744	27 469 372	68 457 769	1 922 312	35 399 374	68 944 262	89 440 676	49 870 802	x
1987	418 801 308	41 716 504	3 792 350	29 230 918	66 639 305	1 866 975	37 905 739	71 358 475	96 768 578	57 127 432	x
1988	445 382 304	43 312 941	3 745 337	29 277 595	67 580 395	1 925 364	41 993 709	77 351 185	107 604 414	59 615 557	x
1989	477 813 279	44 751 118	3 778 259	30 853 253	64 923 092	2 190 542	44 328 533	84 011 253	125 660 578	64 054 778	x
1985 Q. 1	93 533 575	9 806 208	944 216	6 561 878	16 431 632	432 900	8 293 797	15 893 180	21 427 217	11 282 405	x
Q. 2	91 639 186	9 849 211	877 841	6 970 881	15 801 694	434 919	8 590 045	16 459 551	20 401 604	9 661 726	x
Q. 3	92 715 702	9 617 820	808 351	6 511 554	17 190 600	480 548	8 610 135	15 817 174	19 682 245	11 238 672	x
Q. 4	96 539 394	10 007 201	1 008 280	7 024 136	15 934 436	474 753	8 462 701	16 588 905	22 444 281	11 600 972	x
1986 Q. 1	95 851 976	9 615 846	874 131	6 774 813	17 273 356	429 136	8 194 974	16 636 617	21 291 274	11 891 178	x
Q. 2	102 645 790	10 659 557	797 392	7 116 604	18 564 952	472 436	8 988 524	18 257 400	22 805 556	11 542 086	x
Q. 3	96 039 853	9 574 910	859 772	6 150 604	16 880 410	499 356	9 105 056	16 468 490	20 900 621	12 888 081	x
Q. 4	102 968 377	10 496 407	1 008 449	7 427 351	15 739 051	521 384	9 110 820	17 581 755	24 443 225	13 549 457	x
1987 Q. 1	100 745 434	9 771 287	870 749	6 961 446	16 636 964	462 251	9 364 197	17 276 634	22 968 342	13 810 638	x
Q. 2	104 662 041	10 527 929	880 155	7 660 158	16 445 443	453 796	9 445 943	18 348 570	24 624 555	13 057 493	x
Q. 3	101 744 099	10 044 122	892 404	7 141 399	16 563 293	475 805	9 443 704	16 988 956	22 323 890	14 981 997	x
Q. 4	111 649 734	11 373 166	1 149 042	7 467 915	16 993 605	475 123	9 651 895	18 744 315	26 851 791	15 277 304	x
1988 Q. 1	106 326 024	10 299 941	854 354	7 185 043	16 643 718	406 182	10 108 510	18 351 305	24 979 593	14 839 845	x
Q. 2	109 273 053	10 891 300	888 185	7 616 364	16 079 186	463 101	10 145 617	19 624 115	26 796 027	13 341 713	x
Q. 3	107 764 401	10 357 056	900 956	6 871 780	17 076 091	540 823	10 346 080	18 302 716	24 822 279	15 464 758	x
Q. 4	122 018 826	11 764 644	1 101 842	7 604 408	17 781 400	515 258	11 393 502	21 073 049	31 006 515	15 969 241	x
1989 Q. 1	114 613 611	10 703 791	911 241	7 767 875	15 394 084	519 484	10 735 829	20 606 414	28 904 840	15 892 154	x
Q. 2	121 464 665	11 825 874	927 842	7 987 490	15 016 250	539 516	11 298 366	22 119 712	33 164 013	15 264 798	x
Q. 3	113 388 758	10 442 035	884 994	7 147 816	16 476 663	541 095	10 998 181	19 784 420	28 129 505	15 877 808	x
Q. 4	128 346 245	11 779 418	1 054 182	7 950 072	18 036 095	590 447	11 296 157	21 500 707	35 462 220	17 020 018	x
EC-Countries ³⁾											
1985	188 909 430	22 334 605	2 348 272	8 524 197	28 440 462	717 561	22 524 883	34 542 378	45 126 294	20 049 761	x
1986	197 560 423	22 925 304	2 314 076	8 736 054	31 030 116	745 149	23 543 413	36 550 516	45 595 788	21 834 079	x
1987	206 118 211	22 825 581	2 478 304	9 367 455	31 987 918	800 358	25 309 432	37 679 951	47 740 087	23 549 698	x
1988	216 070 563	23 920 526	2 595 773	9 892 133	29 129 097	886 904	28 496 539	40 631 080	52 704 112	23 714 101	x
1989	230 741 149	24 567 793	2 583 546	10 200 999	26 899 927	958 827	29 065 263	44 202 062	62 684 846	25 520 157	x
1985 Q. 1	48 264 441	5 537 717	617 061	2 089 952	7 948 589	189 709	5 477 210	8 316 229	12 025 515	4 927 292	x
Q. 2	46 112 181	5 826 262	568 899	2 164 225	6 315 248	165 900	5 565 873	8 938 259	11 007 172	4 464 220	x
Q. 3	46 051 388	5 681 275	493 827	1 917 903	7 148 683	187 939	5 753 960	8 397 050	10 281 395	5 143 084	x
Q. 4	48 481 420	5 289 351	668 485	2 352 117	7 027 942	174 013	5 727 840	8 890 840	11 812 212	5 515 165	x
1986 Q. 1	48 130 290	5 318 420	580 777	2 211 772	8 266 646	176 598	5 493 986	8 662 614	11 146 451	5 155 992	x
Q. 2	51 868 027	6 333 141	524 703	2 203 050	8 766 043	185 843	5 962 166	9 805 578	11 684 591	5 177 696	x
Q. 3	47 145 452	5 806 235	512 070	1 852 232	7 105 377	197 634	6 048 994	8 650 469	10 534 572	5 558 329	x
Q. 4	50 416 654	5 467 508	696 526	2 469 000	6 892 050	185 074	6 038 267	9 431 855	12 230 174	5 942 062	x
1987 Q. 1	49 725 715	5 089 013	579 116	2 161 725	8 486 640	197 489	6 389 329	9 088 813	11 284 182	5 572 327	x
Q. 2	52 517 202	5 834 605	580 649	2 615 111	7 969 189	196 067	6 223 519	9 885 329	12 738 231	5 887 803	x
Q. 3	49 209 620	5 891 026	575 139	2 190 277	7 549 518	207 682	6 253 519	8 774 666	10 795 455	6 084 130	x
Q. 4	54 665 674	6 010 937	743 400	2 400 342	7 982 571	199 120	6 443 065	9 931 143	12 922 219	6 505 438	x
1988 Q. 1	51 875 572	5 586 161	609 058	2 445 498	7 649 292	190 864	6 835 828	9 598 124	12 331 186	5 799 008	x
Q. 2	53 845 550	6 223 635	611 735	2 635 157	6 956 281	221 833	6 905 251	10 548 656	13 299 535	5 427 479	x
Q. 3	50 680 210	5 934 771	588 911	2 144 787	7 005 891	252 937	6 988 692	9 376 735	11 443 809	5 998 692	x
Q. 4	59 669 231	6 175 959	786 069	2 666 691	7 517 633	221 270	7 766 768	11 107 565	15 629 582	6 488 922	x
1989 Q. 1	55 076 834	5 660 124	631 066	2 669 665	6 556 054	221 010	7 094 974	10 580 349	14 510 866	6 167 798	x
Q. 2	59 066 678	6 712 603	635 485	2 700 383	5 780 837	257 364	7 325 159	11 757 315	16 636 131	6 209 709	x
Q. 3	54 180 239	5 994 319	586 207	2 178 973	6 858 164	224 806	7 212 836	10 277 576	13 854 850	6 113 214	x
Q. 4	62 417 398	6 200 747	730 788	2 651 978	7 704 872	255 647	7 432 294	11 586 762	17 682 999	7 029 436	x
Other Countries ⁴⁾											
1985	185 518 427	16 945 835	1 290 416	18 544 252	36 917 900	1 105 559	11 431 795	30 216 432	38 829 053	23 734 014	x
1986	199 945 573	17 421 416	1 225 668	18 733 318	37 427 653	1 177 163	11 855 961	32 393 746	43 844 888	28 036 723	x
1987	212 683 097	18 890 923	1 314 046	19 863 463	34 651 387	1 066 617	12 596 307	33 678 524	49 028 491	33 577 734	x
1988	229 311 741	19 392 415	1 149 564	19 385 462	38 451 298	1 038 460	13 497 170	36 720 105	54 900 302	35 901 456	x
1989	247 072 130	20 183 325	1 194 713	20 652 254	38 023 165	1 231 715	15 263 270	39 809 251	62 975 732	38 534 621	x
1985 Q. 1	45 269 134	4 268 491	327 155	4 471 926	8 483 043	243 191	2 816 587	7 576 951	9 401 702	6 355 113	x
Q. 2	45 527 005	4 022 949	308 942	4 806 656	9 486 446	269 019	3 024 172	7 521 292	9 394 432	5 197 506	x
Q. 3	46 664 314	3 936 545	314 524	4 593 651	10 041 917	292 609	2 856 175	7 420 124	9 400 850	6 095 588	x
Q. 4	48 057 974	4 717 850	339 795	4 672 019	8 906 494	300 740	2 734 861	7 698 065	10 632 069	6 085 807	x
1986 Q. 1	47 721 686	4 297 426	293 354	4 563 041	9 006 710	252 538	2 700 988	7 974 003	10 144 823	6 735 186	x
Q. 2	50 777 763	4 326 416	272 689	4 913 554	9 798 909	286 593	3 026 358	8 451 822	11 120 965	6 364 390	x
Q. 3	48 894 401	3 768 675	347 702	4 298 372	9 775 033	301 722	3 056 062	7 818 021	10 366 049	7 329 752	x
Q. 4	52 551 723	5 028 899	311 923	4 958 351	8 847 001	336 310	3 072 553	8 149 900	12 213 051	7 607 395	x
1987 Q. 1	51 019 719	4 682 274	291 633	4 799 721	8 150 324	264 762	2 974 868	8 187 821	11 684 160	8 238 311	x
Q. 2	52 144 839	4 693 324	29								

1 Development of Current Value and Volume of Imports and Exports
(Special Trade) by Sections of the SITC - Rev. 3

1.2 Exports by Groups of Countries

- Countries of consumption -

Year Quarter	Total	Section									
		0	1	2	3	4	5	6	7	8	9
		Food and live animals	Beverages and tobacco	Crude materials, inedible	Mineral fuels, lubricants etc.	Animal and vegetable oils and fats	Chemicals	Manufactured goods classified chiefly by material	Machinery and transport equipment	Miscella- neous manufactured articles	Commodities and trans- actions not classified acc. to kind 1)
Current Value in 1 000 DM											
Total											
1985	537 164 225	21 540 560	3 510 885	10 727 982	15 284 115	2 795 279	71 143 347	100 311 312	246 715 223	53 625 182	11 510 340
1986	526 363 011	21 712 601	3 363 379	9 225 052	8 611 437	1 689 614	67 691 009	95 134 314	251 331 983	55 921 241	11 682 381
1987	527 376 738	21 103 052	3 095 612	9 240 763	7 103 936	1 322 247	68 485 171	93 344 291	255 132 293	56 837 432	11 711 941
1988	567 653 979	23 644 276	3 249 220	10 639 085	6 918 414	1 596 459	76 908 424	102 554 733	272 817 717	62 363 668	6 961 983
1989	641 040 721	25 995 394	3 617 104	12 368 593	7 884 077	1 817 681	83 082 559	117 154 583	311 684 432	69 706 114	7 730 184
1985 Q. 1	133 843 859	5 187 774	771 400	2 727 622	4 131 201	732 976	18 297 869	24 733 057	61 694 681	12 862 195	2 705 084
Q. 2	134 072 873	5 311 885	928 930	2 884 321	4 246 888	702 314	18 484 464	25 221 040	61 190 657	12 435 759	2 666 615
Q. 3	130 759 406	5 123 791	992 996	2 523 067	3 808 018	705 606	17 677 660	24 769 361	58 092 794	14 081 804	2 984 309
Q. 4	138 488 087	5 917 110	817 559	2 592 972	3 098 008	654 383	16 683 354	25 587 854	65 737 091	14 245 424	3 154 332
1986 Q. 1	130 303 048	5 391 060	773 390	2 401 226	2 684 011	522 630	17 700 078	23 637 602	60 819 996	13 685 279	2 687 776
Q. 2	135 004 665	5 394 506	859 114	2 409 171	2 161 685	409 049	17 582 283	24 967 797	64 896 132	13 226 467	3 098 461
Q. 3	125 929 129	5 157 936	955 723	2 074 178	1 841 977	386 875	16 259 781	22 788 927	59 035 012	14 592 749	2 835 971
Q. 4	135 126 169	5 769 099	775 152	2 340 477	1 923 764	371 060	16 148 867	23 739 988	66 580 843	14 416 746	3 060 173
1987 Q. 1	127 187 410	5 432 052	702 356	2 253 035	1 775 767	339 966	16 789 098	22 272 370	61 265 919	13 861 927	2 494 920
Q. 2	129 827 755	5 150 084	741 939	2 300 607	1 768 105	321 927	17 276 687	23 262 218	63 015 541	13 014 101	2 976 546
Q. 3	127 399 780	4 937 616	845 062	2 168 880	1 680 396	314 767	16 809 744	22 908 278	59 669 385	14 898 858	3 166 994
Q. 4	142 961 793	5 983 300	806 255	2 518 441	1 879 668	345 587	17 609 642	24 901 425	71 181 448	15 062 546	3 073 481
1988 Q. 1	128 147 300	5 360 572	664 748	2 441 701	1 623 855	346 287	18 835 884	22 971 136	59 932 777	14 312 700	1 657 640
Q. 2	141 199 455	5 630 750	866 121	2 662 476	1 748 773	364 864	19 316 451	25 605 854	68 199 150	14 931 170	1 873 846
Q. 3	138 854 475	5 986 533	862 915	2 522 558	1 780 341	436 678	18 889 757	25 237 475	65 396 762	16 067 096	1 674 360
Q. 4	159 452 749	6 666 421	855 436	3 012 350	1 765 445	448 630	19 866 332	28 740 268	79 289 028	17 052 702	1 756 137
1989 Q. 1	155 924 244	6 305 649	689 955	3 144 553	1 999 300	450 968	21 152 658	28 256 227	75 404 385	16 619 846	1 900 703
Q. 2	165 242 763	6 701 654	894 055	3 364 922	2 042 655	477 732	21 832 762	30 826 965	80 155 868	16 936 653	2 009 497
Q. 3	154 340 295	6 469 197	1 073 547	2 856 896	1 876 402	432 326	19 982 226	28 540 181	73 421 878	17 842 504	1 845 138
Q. 4	165 533 419	6 518 894	959 547	3 002 222	1 965 720	456 655	20 114 913	29 531 210	82 702 301	18 307 111	1 974 846
EC-Countries ²⁾											
1985	254 866 916	14 949 251	2 326 965	6 367 167	9 270 262	2 046 324	33 921 372	49 995 468	106 255 303	24 408 066	5 326 738
1986	252 394 936	15 154 937	2 231 279	5 597 775	4 834 269	1 194 435	32 647 596	49 454 183	109 886 112	26 424 747	4 969 603
1987	259 655 665	15 044 789	2 100 574	5 675 704	4 120 495	882 861	33 574 415	49 269 239	116 324 642	27 857 613	4 805 333
1988	286 273 757	16 715 115	2 235 181	6 387 823	4 011 719	1 121 084	37 789 528	54 376 537	130 577 385	30 293 291	5 766 094
1989	325 368 046	17 593 079	2 425 000	7 668 253	4 212 360	1 259 283	40 821 970	62 385 905	152 297 436	33 817 876	2 886 884
1985 Q. 1	64 937 368	3 586 458	519 978	1 669 188	2 671 673	544 350	8 739 756	12 532 003	27 471 898	6 098 600	1 103 464
Q. 2	64 422 671	3 611 917	592 324	1 677 552	2 639 085	524 901	8 893 110	12 623 023	26 985 245	5 592 198	1 283 316
Q. 3	60 489 530	3 602 592	645 887	1 476 352	2 250 332	497 189	8 256 358	12 069 083	23 714 876	6 405 420	1 571 441
Q. 4	65 017 347	4 148 284	568 776	1 544 075	1 709 172	479 884	8 032 148	12 771 359	28 083 284	6 311 848	1 368 517
1986 Q. 1	63 928 143	3 681 875	524 321	1 519 949	1 395 608	388 559	8 863 273	12 595 470	27 035 071	6 660 400	1 263 617
Q. 2	65 352 860	3 662 777	548 731	1 439 736	1 233 900	281 861	8 509 799	13 083 104	29 118 623	6 178 992	1 295 337
Q. 3	58 749 946	3 669 692	611 846	1 230 596	1 054 943	267 449	7 477 030	11 618 043	24 665 010	6 926 823	1 228 514
Q. 4	64 363 987	4 140 593	546 381	1 407 494	1 049 818	256 566	7 797 494	12 157 566	29 067 408	6 658 532	1 182 135
1987 Q. 1	63 439 763	3 700 750	468 170	1 415 438	1 074 231	227 760	8 540 107	12 103 733	27 872 065	6 965 754	1 071 755
Q. 2	64 900 520	3 593 939	500 833	1 402 991	1 051 818	222 293	8 708 929	12 389 324	29 574 650	6 327 562	1 128 181
Q. 3	62 086 590	3 607 457	570 802	1 296 053	933 785	216 329	7 909 640	11 888 862	27 060 121	7 333 681	1 269 860
Q. 4	69 228 792	4 142 643	560 769	1 561 222	1 060 661	216 479	8 415 739	12 887 320	31 817 806	7 230 616	1 335 537
1988 Q. 1	67 076 696	3 793 603	451 845	1 501 863	980 100	243 870	9 705 860	12 724 312	29 729 397	7 295 461	650 385
Q. 2	72 404 365	3 917 121	593 792	1 583 123	1 024 444	251 926	9 506 889	13 630 355	34 014 042	7 113 030	769 643
Q. 3	68 344 260	4 263 325	571 524	1 476 274	983 038	297 710	8 868 240	12 848 708	30 583 828	7 797 335	654 278
Q. 4	78 448 436	4 741 066	618 020	1 826 563	1 024 137	327 578	9 708 539	15 173 162	36 250 118	8 087 465	691 788
1989 Q. 1	80 665 592	4 176 093	476 066	1 961 365	1 073 802	307 643	10 631 911	15 271 383	37 718 863	8 334 096	714 370
Q. 2	84 887 506	4 433 601	599 302	2 061 127	1 139 192	323 988	10 747 231	16 545 342	40 180 811	8 146 289	710 623
Q. 3	76 471 517	4 454 835	699 975	1 761 761	954 206	296 789	9 457 389	14 869 462	34 623 077	8 603 785	750 238
Q. 4	83 343 431	4 528 550	649 657	1 884 000	1 045 160	330 863	9 985 439	15 699 718	39 774 685	8 733 706	711 653
Other Countries ³⁾											
1985	282 297 309	6 591 309	1 183 920	4 360 815	6 013 853	748 955	37 221 975	50 315 844	140 459 920	29 217 116	6 183 602
1986	273 968 075	6 557 664	1 132 100	3 627 277	3 777 168	495 179	35 043 413	45 680 131	141 445 871	29 496 494	6 712 778
1987	267 721 073	6 058 263	995 038	3 565 059	2 983 441	439 386	34 910 756	44 075 052	138 807 651	28 979 819	6 906 608
1988	281 380 222	6 929 161	1 014 039	4 251 262	2 906 695	475 375	39 118 896	48 178 196	142 240 332	32 070 377	4 195 889
1989	315 672 675	8 402 315	1 192 104	4 700 340	3 671 717	558 398	42 260 589	54 768 678	159 386 996	35 888 238	4 843 300
1985 Q. 1	68 906 491	1 601 316	251 422	1 058 434	1 459 528	188 626	9 558 113	12 201 054	34 222 783	6 763 595	1 601 620
Q. 2	69 650 202	1 699 968	336 606	1 206 769	1 607 803	177 413	9 591 354	12 598 017	34 205 412	6 843 561	1 383 299
Q. 3	70 269 876	1 521 199	347 109	1 046 715	1 557 686	208 417	9 421 302	12 700 278	34 377 918	7 676 384	1 412 868
Q. 4	73 470 740	1 768 826	248 783	1 048 897	1 388 836	174 499	8 651 206	12 816 495	37 653 807	7 933 576	1 785 815
1986 Q. 1	66 374 905	1 709 185	249 069	881 277	1 288 403	134 071	8 836 805	11 042 132	33 784 925	7 024 879	1 424 159
Q. 2	69 651 805	1 731 729	310 383	969 435	927 785	127 188	9 072 484	11 884 693	35 777 509	7 047 47	

1 Development of Current Value and Volume of Imports and Exports

(Special Trade) by Sections of the SITC - Rev. 3

1.2 Exports by Groups of Countries

- Countries of consumption -

Year Quarter	Total	Section									
		0 Food and live animals	1 Beverages and tobacco	2 Crude materials, inedible	3 Mineral fuels, lubricants etc.	4 Animal and vegetable oils and fats	5 Chemicals	6 Manufactured goods classified chiefly by material	7 Machinery and transport equipment	8 Miscella- neous manufactured articles	9 Commodities and trans- actions not classified acc. to kind 1)
Volume in 1 000 DM 2)											
Total											
1985	444 574 891	19 702 574	2 717 732	8 966 133	11 279 136	1 883 761	60 222 590	86 754 594	196 821 352	46 108 564	x
1986	450 479 258	21 874 453	2 634 278	8 662 201	8 569 981	2 011 613	61 768 656	85 663 502	200 076 746	48 399 718	x
1987	463 434 606	22 831 279	2 596 540	9 617 760	8 276 700	2 143 388	65 368 937	89 054 672	203 104 509	50 119 400	x
1988	494 264 546	24 314 814	2 784 328	10 155 439	9 058 819	2 250 342	71 131 890	96 177 003	217 617 189	54 092 293	x
1989	534 413 355	25 134 735	3 019 536	10 832 420	10 234 456	2 349 448	73 253 828	102 800 840	240 460 778	59 125 791	x
1985 Q. 1	110 802 440	4 633 384	599 298	2 209 915	2 982 473	446 589	15 390 739	21 389 753	49 732 187	10 996 525	x
Q. 2	110 300 051	4 735 379	712 998	2 390 948	3 074 151	418 433	15 502 978	21 696 507	48 757 263	10 678 849	x
Q. 3	107 538 445	4 731 737	768 116	2 118 361	2 793 872	481 726	14 804 108	21 412 740	45 790 376	12 043 868	x
Q. 4	115 933 955	5 602 074	637 320	2 246 909	2 428 640	537 013	14 524 765	22 255 594	52 541 526	12 389 322	x
1986 Q. 1	109 726 506	5 267 769	598 050	2 098 669	2 290 817	487 875	15 424 451	20 933 149	48 572 112	11 672 965	x
Q. 2	115 389 871	5 326 414	652 808	2 217 244	2 034 085	460 346	15 978 911	22 217 433	51 985 380	11 530 047	x
Q. 3	108 170 786	5 210 674	749 129	1 981 170	2 014 279	508 400	14 977 315	20 646 026	46 845 249	12 618 663	x
Q. 4	117 192 095	6 069 596	634 291	2 365 118	2 230 800	554 992	15 387 979	21 866 894	52 674 005	12 578 043	x
1987 Q. 1	111 148 347	5 981 261	574 932	2 270 521	2 027 167	550 821	15 983 971	21 037 287	48 583 761	11 923 662	x
Q. 2	114 647 263	5 623 552	619 287	2 441 186	1 994 130	519 400	16 478 760	22 300 626	50 388 019	11 649 822	x
Q. 3	111 787 200	5 229 614	700 057	2 280 269	1 994 716	506 585	15 997 615	21 904 857	47 336 111	13 050 065	x
Q. 4	125 851 796	5 996 852	702 264	2 625 784	2 260 687	566 582	16 908 591	23 811 902	56 796 618	13 495 851	x
1988 Q. 1	114 469 693	5 689 091	571 892	2 432 550	1 972 412	552 366	17 756 530	22 447 442	48 856 551	12 624 592	x
Q. 2	124 541 907	5 888 561	731 803	2 570 479	2 245 383	547 022	17 977 618	24 224 452	55 316 569	13 109 363	x
Q. 3	119 900 109	6 069 412	735 352	2 360 017	2 430 575	574 648	17 207 077	23 467 258	51 765 492	13 726 284	x
Q. 4	135 352 837	6 667 750	745 281	2 792 393	2 410 449	576 306	18 190 665	26 037 851	61 678 577	14 632 054	x
1989 Q. 1	131 225 013	6 179 897	554 838	2 757 255	2 762 342	573 179	18 592 527	25 137 349	58 876 217	14 010 623	x
Q. 2	138 114 863	6 434 986	727 954	2 910 235	2 634 308	614 890	19 077 081	27 090 034	62 150 990	14 550 333	x
Q. 3	127 507 549	6 175 239	890 645	2 506 564	2 416 764	554 956	17 526 820	24 721 984	56 024 073	14 998 091	x
Q. 4	137 565 930	6 344 613	846 099	2 658 366	2 421 042	606 423	18 057 400	25 851 473	63 409 498	15 566 744	x
EC-Countries ³⁾											
1985	213 636 772	13 231 715	1 798 180	5 341 017	6 559 332	1 353 862	29 259 768	43 437 559	86 694 606	21 331 385	x
1986	219 617 848	14 086 660	1 733 523	5 343 202	4 347 467	1 406 494	30 299 259	44 521 190	90 029 282	23 337 292	x
1987	230 822 846	14 710 262	1 738 599	5 987 895	4 136 661	1 413 155	32 322 942	46 368 140	94 837 853	24 990 903	x
1988	250 524 505	15 628 091	1 863 913	6 156 794	4 317 121	1 570 645	35 356 935	50 919 898	105 334 420	26 774 206	x
1989	271 570 960	16 023 870	1 976 068	6 793 903	4 785 213	1 656 007	36 540 698	55 011 489	117 233 345	28 968 941	x
1985 Q. 1	54 353 960	3 110 581	403 221	1 336 240	1 851 890	323 204	7 566 917	10 892 229	22 683 723	5 239 485	x
Q. 2	53 670 714	3 114 184	454 647	1 371 221	1 845 780	307 474	7 591 563	10 926 206	22 036 609	4 917 183	x
Q. 3	50 193 077	3 208 824	495 897	1 273 519	1 566 446	335 156	6 971 557	10 428 265	18 992 498	5 560 870	x
Q. 4	55 419 021	3 798 126	444 415	1 360 037	1 295 216	388 028	7 129 731	11 190 859	22 981 776	5 613 847	x
1986 Q. 1	54 532 125	3 318 125	403 265	1 339 739	1 144 805	366 463	7 750 849	11 174 093	22 152 362	5 744 927	x
Q. 2	56 681 716	3 302 712	406 198	1 341 436	1 062 389	310 704	7 889 977	11 658 849	23 971 988	5 564 941	x
Q. 3	51 322 639	3 406 922	473 553	1 207 604	975 494	354 421	7 051 732	10 545 041	20 106 111	6 070 966	x
Q. 4	57 081 368	4 058 901	450 507	1 454 423	1 164 779	374 906	7 606 701	11 143 207	23 798 821	5 956 458	x
1987 Q. 1	56 160 894	3 633 489	380 047	1 444 846	1 032 446	354 234	8 220 631	11 321 170	22 726 522	6 073 425	x
Q. 2	57 766 002	3 451 260	414 427	1 489 064	1 013 310	358 904	8 305 564	11 706 806	24 281 523	5 732 082	x
Q. 3	55 174 522	3 550 467	460 915	1 404 287	963 026	352 130	7 632 651	11 204 069	21 934 028	6 531 222	x
Q. 4	61 721 428	4 075 046	483 210	1 649 698	1 127 879	347 887	8 164 096	12 136 095	25 895 780	6 654 174	x
1988 Q. 1	60 226 953	3 623 228	376 780	1 515 784	982 617	378 173	9 196 687	12 287 933	24 669 426	6 571 562	x
Q. 2	63 701 089	3 698 008	482 571	1 533 867	1 071 894	378 025	9 910 459	12 802 033	27 746 064	6 339 214	x
Q. 3	59 045 085	3 926 971	476 766	1 402 461	1 098 899	389 337	8 196 255	11 964 017	24 225 679	6 770 443	x
Q. 4	67 551 378	4 379 884	527 796	1 704 682	1 163 711	425 110	9 053 534	13 865 915	28 693 251	7 092 987	x
1989 Q. 1	67 971 937	3 809 054	367 833	1 733 149	1 270 617	398 944	9 418 053	13 602 660	29 630 635	7 098 510	x
Q. 2	70 746 071	3 989 430	474 714	1 807 213	1 314 642	423 728	9 518 001	14 597 269	30 876 473	7 104 618	x
Q. 3	63 226 846	3 992 779	576 820	1 560 113	1 066 439	389 680	8 487 149	12 996 083	26 226 236	7 269 828	x
Q. 4	69 626 006	4 232 607	556 701	1 693 428	1 133 515	443 655	9 117 495	13 815 477	30 500 001	7 495 985	x
Other Countries ⁴⁾											
1985	230 938 119	6 470 859	919 552	3 625 116	4 719 804	529 899	30 962 822	43 317 035	110 126 746	24 777 179	x
1986	230 861 410	7 787 793	900 755	3 318 999	4 222 514	605 119	31 469 397	41 142 312	110 047 464	25 062 426	x
1987	232 611 760	8 121 017	857 941	3 629 865	4 140 039	730 233	33 045 995	42 686 532	108 266 656	25 128 497	x
1988	243 740 041	8 686 723	920 415	3 998 645	4 741 698	679 697	35 774 955	45 257 105	112 282 769	27 318 087	x
1989	262 842 395	9 110 865	1 043 468	4 038 517	5 449 243	693 441	36 713 130	47 789 351	123 227 433	30 156 850	x
1985 Q. 1	56 448 480	1 522 803	196 077	873 675	1 130 583	123 385	7 823 822	10 497 524	27 048 464	5 757 040	x
Q. 2	56 629 337	1 621 195	258 351	1 019 727	1 228 371	110 959	7 911 415	10 770 301	26 720 654	5 761 666	x
Q. 3	57 345 368	1 522 913	272 219	844 842	1 227 426	146 570	7 832 551	10 984 475	26 797 878	6 482 998	x
Q. 4	60 514 934	1 803 948	192 905	886 872	1 133 424	148 985	7 395 034	11 064 735	29 559 750	6 775 475	x
1986 Q. 1	55 194 381	1 949 644	194 785	758 930	1 146 012	121 412	7 673 602	9 759 056	26 419 750	5 928 038	x
Q. 2	58 708 155	2 023 702	246 610	875 808	971 696	149 642	8 088 934	10 558 584	28 013 392	5 965 106	x
Q. 3	56 848 147	1 803 752	275 576	773 566	1 038 785	153 979	7 925 583	10 100 985	26 739 138	6 547 697	x
Q. 4	60 110 727	2 010 695	183 784	910 695	1 066 021	180 086	7 781 278	10 723 687	28 875 184	6 621 585	x
1987 Q. 1	54 987 453	2 347 772	194 885	825 675	994 721	196 587	7 763 340	9 716 117	25 857 239	5 850 237	x
Q. 2	56 881 261	2 172 292	204 860	952 122	980 820	160 496	8 173 196	10 593 820	26 106 496	5 917 740	x

2 Index of Current Value, Volume and Average Value of Imports and Exports
(Special Trade) by Sections of the SITC - Rev. 3

1980 = 100

2.1 Total

Year Quarter	Imports										
	Section										
	Total	0 Food and live animals	1 Beverages and tobacco	2 Crude materials, inedible	3 Mineral fuels, lubricants etc.	4 Animal and vegetable oils and fats	5 Chemicals	6 Manufactured goods classified chiefly by material	7 Machinery and transport equipment	8 Miscella- neous manufactured articles	9 Commodities and trans- actions not classified acc. to kind 1)
Index of Current Value											
1985	135,9	133,3	135,1	120,3	120,9	190,8	170,8	122,8	166,3	134,1	x
1986	121,2	128,5	132,0	100,0	63,3	105,2	158,6	120,3	171,0	141,7	x
1987	120,0	120,7	131,3	94,7	51,8	81,3	159,4	117,4	179,7	155,9	x
1988	128,8	124,6	128,7	107,6	44,0	100,7	176,4	131,9	201,1	166,5	x
1989	148,4	131,6	138,0	126,0	50,3	119,8	197,4	155,1	242,3	185,8	x
1985 Q. 1	140,9	137,3	135,1	126,1	133,2	208,2	166,9	121,5	170,5	143,9	x
Q. 2	135,4	139,0	129,3	127,6	120,4	202,9	174,2	126,5	164,4	117,4	x
Q. 3	132,6	127,6	122,6	113,2	119,4	198,0	173,8	119,8	155,2	139,8	x
Q. 4	134,6	129,1	153,6	114,2	110,7	153,9	168,1	123,5	175,1	135,1	x
1986 Q. 1	126,3	127,3	130,5	106,4	92,1	121,0	158,1	120,4	163,7	139,9	x
Q. 2	125,2	140,6	121,0	104,1	65,6	112,1	164,5	128,7	176,6	129,0	x
Q. 3	113,1	119,5	128,3	88,7	47,6	99,4	159,0	113,3	159,7	149,4	x
Q. 4	120,2	126,6	148,3	100,8	47,8	88,2	152,7	119,0	184,1	148,6	x
1987 Q. 1	116,6	116,7	120,9	94,7	52,8	79,0	157,2	113,4	171,9	154,1	x
Q. 2	119,3	125,7	121,4	95,0	50,3	76,7	158,1	119,4	183,9	139,3	x
Q. 3	116,6	113,6	121,6	91,0	52,2	83,9	160,4	112,0	166,3	166,5	x
Q. 4	127,6	126,9	161,4	98,3	52,0	85,4	161,8	124,8	196,5	163,8	x
1988 Q. 1	120,6	117,7	114,8	98,4	45,6	76,7	167,7	119,4	183,6	166,7	x
Q. 2	125,6	127,7	121,1	108,7	42,1	89,3	169,4	131,7	200,7	144,2	x
Q. 3	125,6	118,8	120,6	105,3	44,5	119,7	174,6	126,7	187,6	176,4	x
Q. 4	143,3	134,3	158,1	117,9	43,7	117,2	193,8	149,8	232,6	178,6	x
1989 Q. 1	140,8	126,0	130,4	125,1	43,9	116,5	194,0	151,2	220,1	183,6	x
Q. 2	153,4	144,1	132,9	132,3	48,7	120,4	205,2	164,7	257,2	174,1	x
Q. 3	140,7	121,8	127,9	118,4	50,4	118,6	192,4	146,2	219,5	189,9	x
Q. 4	158,5	134,5	160,6	128,2	58,2	123,8	198,2	158,3	272,3	195,6	x
Index of Volume											
1985	109,7	118,1	106,8	102,1	85,7	126,3	140,5	106,2	131,8	111,0	x
1986	116,4	121,3	103,9	103,6	89,8	133,1	146,5	113,0	140,4	126,4	x
1987	122,7	125,4	111,4	110,3	87,4	129,3	156,9	117,0	151,9	144,8	x
1988	130,5	130,2	110,0	110,5	88,6	133,3	173,8	126,8	168,9	151,1	x
1989	140,0	134,6	110,9	116,4	85,2	151,7	183,5	137,7	197,2	162,3	x
1985 Q. 1	109,6	118,0	110,9	99,0	86,2	119,9	137,3	104,2	134,5	114,4	x
Q. 2	107,4	118,5	103,1	105,2	82,9	120,5	142,2	107,9	128,1	97,9	x
Q. 3	108,6	115,7	94,9	98,3	90,2	133,1	142,5	103,7	123,6	113,9	x
Q. 4	113,1	120,4	118,4	106,0	83,6	131,5	140,1	108,8	140,9	117,6	x
1986 Q. 1	112,3	115,7	102,7	102,2	90,6	118,9	135,7	109,1	133,7	120,5	x
Q. 2	120,3	128,2	93,7	107,4	97,4	130,9	148,8	119,7	143,2	117,0	x
Q. 3	112,5	115,2	101,0	92,8	88,6	138,3	150,7	108,0	131,2	130,6	x
Q. 4	120,6	126,3	118,5	112,1	82,6	144,4	150,8	115,3	153,5	137,3	x
1987 Q. 1	118,0	117,5	102,3	105,1	87,3	128,1	155,0	113,3	144,2	140,0	x
Q. 2	122,6	126,6	103,4	115,6	86,3	125,7	156,4	120,3	154,6	132,4	x
Q. 3	119,2	120,8	104,8	107,8	86,9	131,8	156,3	111,4	140,1	151,9	x
Q. 4	130,8	136,8	135,0	112,7	89,2	131,6	159,8	122,9	168,6	154,9	x
1988 Q. 1	124,6	123,9	100,4	108,4	87,3	112,5	167,4	120,3	156,8	150,4	x
Q. 2	128,0	131,0	104,3	114,9	84,4	128,3	168,0	128,7	168,2	135,2	x
Q. 3	126,3	124,6	105,8	103,7	89,6	149,8	171,3	120,0	155,8	156,8	x
Q. 4	143,0	141,5	129,4	114,8	93,3	142,7	188,6	138,2	194,7	161,9	x
1989 Q. 1	134,3	128,7	107,0	117,2	80,8	143,9	177,7	135,1	181,5	161,1	x
Q. 2	142,3	142,2	109,0	120,5	78,8	149,5	187,0	145,0	208,2	154,7	x
Q. 3	132,9	125,6	103,9	107,9	86,5	149,9	182,1	129,7	176,6	160,9	x
Q. 4	150,4	141,7	123,8	120,0	94,6	163,6	187,0	141,0	222,6	172,5	x
Index of Average Value											
1985	123,9	112,8	126,5	117,8	141,0	151,1	121,5	115,7	126,2	120,8	x
1986	104,1	105,9	127,0	96,5	70,5	79,0	108,2	106,5	121,8	112,1	x
1987	97,8	96,2	117,9	85,9	59,3	62,8	101,6	100,4	118,3	107,7	x
1988	98,7	95,7	117,0	97,4	49,6	75,5	101,5	104,0	119,1	110,2	x
1989	106,0	97,8	124,3	108,2	59,1	79,0	107,6	112,6	122,8	114,5	x
1985 Q. 1	128,5	116,4	121,8	127,3	154,6	173,6	121,5	116,6	126,8	125,8	x
Q. 2	126,1	117,3	125,4	121,3	145,2	168,4	122,5	117,2	128,3	119,9	x
Q. 3	122,1	110,3	129,1	115,2	132,3	148,8	122,0	115,5	125,6	122,8	x
Q. 4	119,0	107,3	129,7	107,8	132,4	117,0	120,0	113,5	124,2	114,9	x
1986 Q. 1	112,4	110,1	127,1	104,0	101,7	101,8	116,6	110,4	122,5	116,1	x
Q. 2	104,1	109,7	129,2	96,9	67,4	85,7	110,5	107,5	123,3	110,2	x
Q. 3	100,5	103,8	127,0	95,5	53,7	71,9	105,5	104,9	121,7	114,3	x
Q. 4	99,7	100,3	125,2	90,0	57,9	61,1	101,2	103,2	120,0	108,2	x
1987 Q. 1	98,7	99,3	118,2	90,1	60,5	61,7	101,4	100,1	119,3	110,1	x
Q. 2	97,2	99,2	117,4	82,2	58,3	61,0	101,1	99,3	118,9	105,2	x
Q. 3	97,8	94,0	116,0	84,5	60,1	63,7	102,6	100,6	118,7	109,7	x
Q. 4	97,5	92,8	119,6	87,2	58,3	64,9	101,3	101,6	116,6	105,8	x
1988 Q. 1	96,8	95,0	114,4	90,8	52,2	68,1	100,2	99,2	117,1	110,8	x
Q. 2	98,1	97,5	116,1	94,6	49,9	69,6	100,9	102,3	119,3	106,6	x
Q. 3	99,5	95,4	114,0	101,5	49,7	79,9	102,0	105,6	120,4	112,5	x
Q. 4	100,2	94,9	122,1	102,8	46,8	82,1	102,8	108,4	119,5	110,3	x
1989 Q. 1	104,8	97,9	121,8	106,7	54,4	80,9	109,1	111,9	121,3	114,0	x
Q. 2	107,8	101,3	122,0	109,8	61,8	80,5	109,7	113,6	123,6	112,5	x
Q. 3	105,9	96,9	123,1	109,7	58,3	79,1	105,7	112,7	124,3	118,0	x
Q. 4	105,4	95,0	129,7	106,9	61,5	75,7	106,0	112,3	122,3	113,4	x

1) Goods returned and replaced have not been allocated to the various sections according to their type but were as a whole included in Section 9.

2 Index of Current Value, Volume and Average Value of Imports and Exports

(Special Trade) by Sections of the SITC - Rev. 3

1980 = 100

2.1 Total

Year Quarter	Exports										
	Total	Section									
		0 Food and live animals	1 Beverages and tobacco	2 Crude materials, inedible	3 Mineral fuels, lubricants etc.	4 Animal and vegetable oils and fats	5 Chemicals	6 Manufactured goods classified chiefly by material	7 Machinery and transport equipment	8 Miscella- neous manufactured articles	9 Commodities and trans- actions not classified acc. to kind 1)
Index of Current Value											
1985	153,3	143,2	195,6	149,4	115,6	181,4	161,2	140,9	158,9	164,3	x
1986	150,2	144,4	187,3	128,5	65,1	109,7	153,4	133,7	161,9	171,3	x
1987	150,5	104,3	172,4	128,7	53,7	85,8	155,2	131,1	164,3	174,1	x
1988	162,0	157,2	181,0	148,2	52,3	103,6	174,3	144,1	175,7	191,0	x
1989	183,0	172,8	201,5	172,3	59,6	118,0	188,3	164,6	200,8	213,5	x
1985 Q. 1	152,8	138,0	171,9	152,0	125,0	190,3	165,9	139,0	159,0	157,6	x
Q. 2	153,1	141,3	207,0	160,7	128,5	182,3	167,6	141,7	157,7	152,4	x
Q. 3	149,3	136,3	221,2	140,6	115,2	183,2	160,2	139,2	149,7	172,6	x
Q. 4	158,1	157,4	182,1	144,5	93,7	169,9	151,2	143,8	169,4	174,6	x
1986 Q. 1	148,8	143,4	172,3	133,8	81,2	135,7	160,4	132,8	156,7	167,7	x
Q. 2	154,1	143,5	191,4	134,2	65,4	106,2	159,4	140,3	167,2	162,1	x
Q. 3	143,8	137,2	212,9	115,6	55,7	100,4	147,4	128,1	152,1	178,8	x
Q. 4	154,3	153,4	172,7	130,4	58,2	96,3	146,4	133,4	171,5	176,7	x
1987 Q. 1	145,2	144,5	156,5	125,5	53,7	88,3	152,2	125,2	157,8	169,9	x
Q. 2	148,2	137,0	165,3	128,2	53,5	83,6	156,6	130,7	162,4	159,5	x
Q. 3	145,5	131,3	188,3	120,8	50,8	81,7	152,4	128,7	153,7	182,6	x
Q. 4	163,2	148,5	179,6	140,3	56,9	89,7	159,6	139,9	183,4	184,6	x
1988 Q. 1	146,3	142,6	148,1	136,0	49,1	89,9	170,7	129,1	154,4	175,4	x
Q. 2	161,2	149,7	193,0	148,3	52,9	94,7	175,1	143,9	175,7	183,0	x
Q. 3	158,5	159,2	192,3	140,5	53,8	113,4	171,2	141,8	168,5	196,9	x
Q. 4	182,1	177,3	190,6	167,8	53,4	116,5	180,1	161,5	204,3	209,0	x
1989 Q. 1	178,0	167,7	153,7	175,2	60,5	117,1	191,7	158,8	194,3	203,7	x
Q. 2	188,7	178,2	199,2	187,5	61,8	124,0	197,9	173,2	206,5	207,5	x
Q. 3	176,2	172,0	239,2	159,2	56,8	112,2	181,1	160,4	189,2	218,6	x
Q. 4	189,0	173,4	213,8	167,3	59,5	118,5	182,3	165,9	213,1	224,3	x
Index of Volume											
1985	126,9	131,0	151,4	124,9	85,3	122,3	136,5	121,9	126,8	141,2	x
1986	128,6	145,4	146,7	120,7	64,8	130,5	140,0	120,3	128,9	148,3	x
1987	132,3	151,8	144,6	134,0	62,6	139,1	148,1	125,1	130,8	153,5	x
1988	141,1	161,7	155,1	141,5	68,5	146,0	161,2	135,1	140,2	165,7	x
1989	152,5	167,1	168,2	150,9	77,4	152,5	166,0	144,4	154,9	181,1	x
1985 Q. 1	126,5	123,2	133,5	123,1	90,2	115,9	139,5	120,2	128,1	134,7	x
Q. 2	125,9	125,9	158,9	133,2	93,0	108,6	140,5	121,9	125,6	130,9	x
Q. 3	122,8	125,8	171,1	118,0	84,5	125,1	134,2	120,3	118,0	147,6	x
Q. 4	132,4	149,0	142,0	125,2	73,5	139,4	131,7	125,1	135,4	151,8	x
1986 Q. 1	125,3	140,1	133,2	116,9	69,3	126,6	139,8	117,6	125,1	143,0	x
Q. 2	131,8	141,6	145,4	123,5	61,5	119,5	144,8	124,8	133,9	141,3	x
Q. 3	123,5	138,6	166,9	110,4	60,9	132,0	135,8	116,0	120,7	154,6	x
Q. 4	133,8	161,4	141,3	131,8	67,5	144,1	139,5	122,9	135,7	154,1	x
1987 Q. 1	126,9	159,1	128,1	126,5	61,3	143,0	144,9	118,2	125,2	146,1	x
Q. 2	130,9	149,5	138,0	136,0	60,3	134,8	149,4	125,3	129,8	142,8	x
Q. 3	127,6	139,1	156,0	127,0	60,3	131,5	145,0	123,1	122,0	159,9	x
Q. 4	143,7	159,5	156,5	146,3	68,4	147,1	153,3	133,8	146,3	165,4	x
1988 Q. 1	130,7	151,3	127,4	135,5	59,7	143,4	161,0	126,1	125,9	154,7	x
Q. 2	142,2	156,6	163,0	143,2	67,9	142,0	163,0	136,1	142,5	160,6	x
Q. 3	136,9	161,4	163,8	131,5	73,5	149,2	156,0	131,9	133,4	168,2	x
Q. 4	154,5	177,3	166,0	155,6	72,9	149,6	164,9	146,3	158,9	179,3	x
1989 Q. 1	149,8	164,3	123,6	153,6	83,5	148,8	168,5	141,3	151,7	171,7	x
Q. 2	157,7	171,1	162,2	162,1	79,7	159,6	172,9	152,2	160,1	178,3	x
Q. 3	145,6	164,2	198,4	139,7	73,1	144,1	158,9	138,9	144,3	183,8	x
Q. 4	157,1	168,7	188,5	148,1	73,2	157,4	163,7	145,3	163,4	190,7	x
Index of Average Value											
1985	120,8	109,3	129,2	119,7	135,5	148,4	118,1	115,6	125,3	116,3	x
1986	116,8	99,3	127,7	106,5	100,5	84,0	109,6	111,1	125,6	115,5	x
1987	113,8	92,4	119,2	96,1	85,8	61,7	104,8	104,8	125,6	113,4	x
1988	114,8	97,2	116,7	104,8	76,4	70,9	108,1	106,6	125,4	115,3	x
1989	120,0	103,4	119,8	114,2	77,0	77,4	113,4	114,0	129,6	117,9	x
1985 Q. 1	120,8	112,0	128,7	123,4	138,5	164,1	118,9	115,6	124,1	117,0	x
Q. 2	121,6	112,2	130,3	120,6	138,1	167,8	119,2	116,2	125,5	116,5	x
Q. 3	121,6	108,3	129,3	119,1	136,3	146,5	119,4	115,7	126,9	116,9	x
Q. 4	119,5	105,6	128,3	115,4	127,6	121,9	114,9	115,0	125,1	115,0	x
1986 Q. 1	118,8	102,3	129,3	114,4	117,2	107,1	114,8	112,9	125,2	117,2	x
Q. 2	117,0	101,3	131,6	108,7	106,3	88,9	110,0	112,4	124,8	114,7	x
Q. 3	116,4	99,0	127,6	104,7	91,4	76,1	108,6	110,4	126,0	115,6	x
Q. 4	115,3	95,0	122,2	99,0	86,2	66,9	104,9	108,6	126,4	114,6	x
1987 Q. 1	114,4	90,8	122,2	99,2	87,6	61,7	105,0	105,9	126,1	116,3	x
Q. 2	113,2	91,6	119,8	94,2	88,7	62,0	104,8	104,3	125,1	111,7	x
Q. 3	114,0	94,4	120,7	95,1	84,2	62,1	105,1	104,6	126,1	114,2	x
Q. 4	113,6	93,1	114,8	95,9	83,1	61,0	104,1	104,6	125,3	111,6	x
1988 Q. 1	111,9	94,2	116,2	100,4	82,3	62,7	106,1	102,3	122,7	113,4	x
Q. 2	113,4	95,6	118,4	103,6	77,9	66,7	107,4	105,7	123,3	113,9	x
Q. 3	115,8	98,6	117,3	106,9	73,2	76,0	109,8	107,5	126,3	117,1	x
Q. 4	117,8	100,0	114,8	107,9	73,2	77,8	109,2	110,4	128,6	116,5	x
1989 Q. 1	118,8	102,0	124,4	114,0	72,4	78,7	113,8	112,4	128,1	118,6	x
Q. 2	119,6	104,1	122,8	115,6	77,5	77,7	114,4	113,8	129,0	116,4	x
Q. 3	121,0	104,8	120,5	114,0	77,6	77,9	114,0	115,4	131,1	119,0	x
Q. 4	120,3	102,7	113,4	112,9	81,2	75,3	111,4	114,2	130,4	117,6	x

See footnote on page 14.

2 Index of Current Value, Volume and Average Value of Imports and Exports

(Special Trade) by Sections of the SITC - Rev. 3

1980 = 100

2.2 EC-Countries

Year Quarter	Imports										
	Total	Section									
		0 Food and live animals	1 Beverages and tobacco	2 Crude materials, inedible	3 Mineral fuels, lubricants etc.	4 Animal and vegetable oils and fats	5 Chemicals	6 Manufactured goods classified chiefly by material	7 Machinery and transport equipment	8 Miscella- neous manufactured articles	9 Commodities and trans- actions not classified acc. to kind 1)
Index of Current Value											
1985	140,7	135,9	129,5	143,2	158,7	193,4	165,8	120,3	147,6	121,7	x
1986	128,6	134,3	132,1	127,9	88,7	119,2	155,4	120,0	149,4	127,8	x
1987	127,8	130,5	137,8	125,0	74,4	99,7	158,2	117,3	155,4	136,2	x
1988	134,5	134,4	146,6	144,3	57,9	125,3	175,6	129,5	171,6	137,3	x
1989	152,5	143,5	156,8	156,6	64,4	142,5	189,9	149,8	206,6	151,6	x
1985 Q. 1	147,2	135,8	130,5	146,7	194,9	221,8	157,9	115,0	155,8	123,6	x
Q. 2	138,2	147,0	122,8	148,1	142,4	196,5	164,6	125,2	145,0	106,9	x
Q. 3	135,6	135,7	109,6	126,4	147,0	199,1	172,2	117,3	133,8	128,7	x
Q. 4	141,9	125,2	154,9	151,4	150,5	156,0	168,3	123,7	155,7	127,6	x
1986 Q. 1	134,8	128,8	130,2	140,7	134,5	139,4	156,4	118,4	146,9	124,7	x
Q. 2	134,9	152,7	121,0	128,5	95,9	125,4	161,3	129,8	154,5	118,0	x
Q. 3	118,2	133,3	115,1	106,7	60,1	115,0	154,4	111,1	136,2	134,8	x
Q. 4	126,6	122,6	162,0	135,7	64,2	97,2	149,4	120,8	159,9	133,9	x
1987 Q. 1	123,9	117,9	126,0	124,6	80,8	99,8	158,5	112,8	147,9	134,7	x
Q. 2	129,8	139,1	128,2	127,7	71,8	96,2	155,1	121,6	167,0	122,3	x
Q. 3	121,8	131,1	125,1	111,5	70,9	101,5	158,0	109,1	140,4	143,2	x
Q. 4	135,7	133,9	172,0	135,9	74,2	101,3	161,1	125,7	166,4	144,7	x
1988 Q. 1	128,1	126,9	133,5	140,5	62,8	101,5	167,9	117,9	160,7	139,0	x
Q. 2	133,8	142,8	137,9	150,0	55,1	115,5	169,2	132,1	174,5	121,9	x
Q. 3	125,7	130,1	127,1	126,3	56,2	149,9	173,2	120,6	148,1	140,8	x
Q. 4	150,5	137,8	187,9	160,3	57,4	134,3	192,2	147,1	203,1	147,7	x
1989 Q. 1	144,5	131,4	149,5	168,5	57,3	135,0	188,8	142,5	189,2	148,7	x
Q. 2	159,2	160,1	151,0	166,3	58,2	149,1	196,2	160,8	221,8	143,5	x
Q. 3	142,0	138,5	138,4	131,8	65,0	137,4	184,2	138,4	182,9	150,8	x
Q. 4	164,1	144,1	188,3	159,8	76,9	148,6	190,3	157,6	232,3	163,4	x
Index of Volume											
1985	118,0	124,4	112,8	128,3	113,6	127,8	137,9	104,0	127,1	105,0	x
1986	123,4	127,6	117,2	131,5	124,0	132,7	144,1	110,0	128,4	114,3	x
1987	128,7	127,1	119,0	141,0	127,8	142,5	154,9	113,4	134,4	123,3	x
1988	134,9	133,2	124,7	148,9	116,4	158,0	174,4	122,3	148,4	124,1	x
1989	144,1	136,8	124,1	153,5	107,5	170,8	177,9	133,1	176,5	133,6	x
1985 Q. 1	120,5	123,3	118,6	125,8	127,0	135,2	134,1	100,2	135,4	103,2	x
Q. 2	115,2	129,8	109,3	130,3	100,9	118,2	136,3	107,6	124,0	93,5	x
Q. 3	115,0	126,5	94,9	115,4	114,2	133,9	140,9	101,1	115,8	107,7	x
Q. 4	121,1	117,8	128,4	141,6	112,3	124,0	140,2	107,1	133,0	115,5	x
1986 Q. 1	120,2	118,5	111,6	133,1	132,1	125,8	134,5	104,3	125,5	108,0	x
Q. 2	129,5	141,0	100,8	132,6	140,1	132,4	146,0	118,1	131,6	108,4	x
Q. 3	117,8	129,3	98,4	111,5	113,6	140,8	148,1	104,2	118,6	116,4	x
Q. 4	125,9	121,8	133,8	148,6	110,1	131,8	147,8	113,6	137,7	124,4	x
1987 Q. 1	124,2	113,3	111,3	130,1	135,6	140,7	156,4	109,5	127,1	116,7	x
Q. 2	131,2	129,9	111,6	157,4	127,4	139,7	152,4	119,1	143,5	112,8	x
Q. 3	122,9	131,2	110,5	131,8	120,7	148,0	153,1	105,7	121,6	127,4	x
Q. 4	136,5	133,9	142,8	144,5	127,6	141,9	157,7	119,6	145,5	136,2	x
1988 Q. 1	129,6	124,4	117,0	147,2	122,2	136,0	167,3	115,6	138,9	121,4	x
Q. 2	134,5	138,6	117,5	158,6	111,2	158,0	169,0	127,0	149,8	113,6	x
Q. 3	126,6	132,2	113,2	129,1	112,0	180,2	171,1	112,9	128,9	125,6	x
Q. 4	149,0	137,5	151,0	160,5	120,1	157,6	190,1	133,8	176,0	135,9	x
1989 Q. 1	137,6	126,1	121,3	160,7	104,8	157,5	173,7	127,4	163,4	129,2	x
Q. 2	147,5	149,5	122,1	162,5	92,4	183,3	179,3	141,6	187,4	130,0	x
Q. 3	135,3	133,5	112,6	131,2	109,6	160,2	176,6	123,8	156,0	128,0	x
Q. 4	155,9	138,1	140,4	159,6	123,1	182,1	181,9	139,5	199,2	147,2	x
Index of Average Value											
1985	119,3	109,3	114,8	111,6	139,7	151,3	120,2	115,7	116,2	115,9	x
1986	104,3	105,3	118,8	97,3	71,5	89,9	107,8	109,1	116,4	111,8	x
1987	99,3	102,7	115,8	88,6	58,2	69,9	102,1	103,4	115,6	110,5	x
1988	99,7	100,9	117,6	96,9	49,7	79,3	100,7	105,8	115,6	110,6	x
1989	105,8	104,9	126,4	102,0	59,9	83,5	106,7	112,6	117,0	113,5	x
1985 Q. 1	122,1	110,1	110,1	116,6	153,4	164,1	117,8	114,8	115,0	119,8	x
Q. 2	120,0	113,3	112,4	113,7	141,1	166,3	120,8	116,3	117,0	114,4	x
Q. 3	117,9	107,3	115,5	109,5	128,7	148,7	122,3	116,0	115,6	119,5	x
Q. 4	117,2	106,3	120,6	107,0	134,0	125,9	120,0	115,5	117,1	110,4	x
1986 Q. 1	112,1	108,7	116,6	105,7	101,8	110,8	116,3	113,5	117,0	115,5	x
Q. 2	104,2	108,3	120,1	96,9	68,5	94,7	110,5	109,9	117,4	108,8	x
Q. 3	100,4	103,1	117,0	95,7	52,9	81,7	104,3	106,7	114,8	115,8	x
Q. 4	100,5	100,7	121,0	91,3	58,3	73,7	101,1	106,3	116,1	107,6	x
1987 Q. 1	99,8	104,1	113,2	95,8	59,5	70,9	101,4	103,0	116,4	115,4	x
Q. 2	99,0	107,0	114,9	81,1	56,4	68,9	101,8	102,1	116,4	108,4	x
Q. 3	99,1	99,9	113,2	84,6	58,8	68,6	103,2	103,2	115,5	112,4	x
Q. 4	99,4	100,0	120,4	94,1	58,1	71,4	102,1	105,1	114,4	106,2	x
1988 Q. 1	98,9	102,0	114,1	95,5	51,4	74,6	100,4	102,0	115,7	114,5	x
Q. 2	99,5	103,0	117,3	94,6	49,6	73,1	100,1	104,0	116,5	107,3	x
Q. 3	99,3	98,4	112,3	97,8	50,2	83,2	101,2	106,8	114,9	112,1	x
Q. 4	101,0	100,2	124,4	99,9	47,7	85,2	101,1	110,0	115,4	108,7	x
1989 Q. 1	105,1	104,3	123,3	104,8	54,7	85,8	108,7	111,8	115,8	115,2	x
Q. 2	107,9	107,1	123,7	102,3	62,9	81,3	109,4	113,6	118,4	110,4	x
Q. 3	105,0	103,7	122,8	100,5	59,3	85,8	104,3	111,8	117,2	117,8	x
Q. 4	105,3	104,4	134,1	100,1	62,5	81,6	104,6	112,9	116,6	111,0	x

See footnote on page 14.

2 Index of Current Value, Volume and Average Value of Imports and Exports
(Special Trade) by Sections of the SITC - Rev. 3

1980 = 100

2.2 EC-Countries

Year Quarter	Exports										
	Total	Section									
		0 Food and live animals	1 Beverages and tobacco	2 Crude materials, inedible	3 Mineral fuels, lubricants etc.	4 Animal and vegetable oils and fats	5 Chemicals	6 Manufactured goods classified chiefly by material	7 Machinery and transport equipment	8 Miscella- neous manufactured articles	9 Commodities and trans- actions not classified acc. to kind 1)
Index of Current Value											
1985	148,2	152,1	199,2	150,2	107,6	217,4	165,9	133,8	155,4	145,7	x
1986	146,7	154,1	191,0	132,0	56,1	126,9	159,7	132,3	160,7	157,8	x
1987	151,0	153,0	179,8	133,9	47,8	93,8	164,2	131,8	170,1	166,3	x
1988	166,4	170,0	191,4	150,7	46,6	119,1	184,8	145,5	190,9	180,9	x
1989	189,2	178,9	207,6	180,9	48,9	133,8	199,6	166,9	222,7	201,9	x
1985 Q. 1	151,0	145,9	178,1	157,5	124,0	231,4	171,0	134,1	160,7	145,6	x
Q. 2	149,8	147,0	202,8	158,3	122,5	223,1	174,0	135,1	157,8	133,6	x
Q. 3	140,7	146,6	221,2	139,3	104,5	211,3	161,5	129,2	138,7	153,0	x
Q. 4	151,2	168,8	194,8	145,7	79,3	204,0	157,1	136,7	164,2	150,7	x
1986 Q. 1	148,7	149,8	179,6	143,4	64,8	165,2	173,4	134,8	158,1	159,1	x
Q. 2	152,0	149,0	187,9	135,8	57,3	119,8	166,5	140,0	170,3	147,6	x
Q. 3	136,6	149,3	209,5	116,1	49,0	113,7	146,3	124,3	144,3	165,4	x
Q. 4	149,7	168,5	187,1	132,8	53,4	109,1	152,5	130,1	170,0	159,0	x
1987 Q. 1	147,5	150,6	160,3	133,6	49,9	96,8	167,1	129,5	163,0	166,4	x
Q. 2	150,9	146,2	171,5	132,4	48,8	94,5	170,4	132,6	173,0	151,1	x
Q. 3	144,4	146,8	195,5	122,3	43,4	92,0	154,7	127,2	158,3	175,1	x
Q. 4	161,0	168,5	192,0	147,3	49,2	92,0	164,6	137,9	186,1	172,7	x
1988 Q. 1	156,0	154,3	154,7	141,7	45,5	103,7	189,9	136,2	173,9	174,2	x
Q. 2	168,4	159,4	203,3	149,4	47,6	107,1	186,0	145,9	198,9	169,9	x
Q. 3	158,9	173,5	195,7	139,3	45,6	126,5	173,5	137,5	178,9	186,2	x
Q. 4	182,4	192,9	211,6	172,3	47,5	139,2	189,9	162,4	212,0	193,1	x
1989 Q. 1	187,6	169,9	163,0	185,1	49,9	130,8	208,0	163,4	220,6	199,0	x
Q. 2	197,4	180,4	205,2	194,5	52,9	137,7	210,2	177,1	235,0	194,5	x
Q. 3	177,8	181,3	239,7	166,2	44,3	126,2	185,0	159,1	202,5	205,5	x
Q. 4	193,8	184,2	222,5	177,8	48,5	140,6	195,3	168,0	232,6	208,6	x
Index of Volume											
1985	124,2	134,6	153,9	126,0	76,1	143,9	143,1	116,2	126,8	127,4	x
1986	127,7	143,3	148,4	126,0	50,5	149,5	148,2	119,1	131,6	139,3	x
1987	134,2	149,6	148,8	141,2	48,0	150,2	158,1	124,1	138,7	149,2	x
1988	145,7	159,0	159,6	145,2	50,1	166,9	172,9	136,2	154,0	159,9	x
1989	157,9	163,0	169,2	160,3	55,5	176,0	178,7	147,2	171,4	173,0	x
1985 Q. 1	126,4	126,6	138,1	126,1	86,0	137,4	148,0	116,6	132,7	125,1	x
Q. 2	124,8	126,7	155,7	129,4	85,7	130,7	148,5	116,9	128,9	117,4	x
Q. 3	116,7	130,6	169,8	120,2	72,7	142,5	136,4	111,6	111,1	132,8	x
Q. 4	128,9	154,5	152,2	128,3	60,1	164,9	139,5	119,8	134,4	134,1	x
1986 Q. 1	126,8	135,0	138,1	126,4	53,1	155,8	151,6	119,6	129,6	137,2	x
Q. 2	131,8	134,4	139,1	126,6	49,3	132,1	154,4	124,8	140,2	132,9	x
Q. 3	119,4	138,6	162,2	113,9	45,3	150,6	138,0	112,9	117,6	145,0	x
Q. 4	132,8	165,1	154,3	137,2	54,1	159,4	148,8	119,3	139,2	142,3	x
1987 Q. 1	130,6	147,8	130,1	136,3	47,9	150,6	160,8	121,2	132,9	145,0	x
Q. 2	134,3	140,4	141,9	140,5	47,0	152,6	162,5	125,3	142,0	136,9	x
Q. 3	128,3	144,5	157,8	132,5	44,7	149,7	149,3	119,9	128,3	156,0	x
Q. 4	143,5	165,8	165,5	155,7	52,4	147,9	159,7	129,9	151,4	158,9	x
1988 Q. 1	140,1	147,4	129,0	143,0	45,6	160,7	179,9	131,5	144,3	156,9	x
Q. 2	148,1	150,5	165,3	144,7	49,8	160,7	174,3	137,0	162,3	151,4	x
Q. 3	173,3	159,8	163,3	132,3	51,0	165,5	160,3	128,0	141,7	161,7	x
Q. 4	157,1	178,2	180,7	160,8	54,0	180,7	177,1	148,4	167,8	169,4	x
1989 Q. 1	158,1	155,0	126,0	163,5	59,0	169,6	184,2	145,6	173,3	169,5	x
Q. 2	164,5	162,3	162,6	170,5	61,0	180,1	186,2	156,2	180,6	169,7	x
Q. 3	147,0	162,5	197,5	147,2	49,5	165,6	166,0	139,1	153,4	173,6	x
Q. 4	161,9	172,2	190,6	159,8	52,6	188,6	178,4	147,9	178,4	179,0	x
Index of Average Value											
1985	119,3	113,0	129,4	119,2	141,3	151,1	115,9	115,1	122,6	114,4	x
1986	114,9	107,6	128,7	104,8	111,2	84,9	107,8	111,1	122,1	113,2	x
1987	112,5	102,3	120,8	94,8	99,6	62,5	103,9	106,3	122,7	111,5	x
1988	114,3	107,0	119,9	103,8	92,9	71,4	106,9	106,8	124,0	113,1	x
1989	119,8	109,8	122,7	112,9	88,0	76,0	111,7	113,4	129,9	116,7	x
1985 Q. 1	119,5	115,3	129,0	124,9	144,3	168,4	115,5	115,1	121,1	116,4	x
Q. 2	120,0	116,0	130,3	122,3	143,0	170,7	117,1	115,5	122,5	113,7	x
Q. 3	120,5	112,3	130,2	115,9	143,7	148,3	118,4	115,7	124,9	115,2	x
Q. 4	117,3	109,2	128,0	113,5	132,0	123,7	112,7	114,1	122,2	112,4	x
1986 Q. 1	117,2	111,0	130,0	113,5	121,9	106,0	114,4	112,7	122,0	115,9	x
Q. 2	115,3	110,9	135,1	107,3	116,1	90,7	107,9	112,2	121,5	111,0	x
Q. 3	114,5	107,7	129,2	101,9	108,1	75,5	106,0	110,2	122,7	114,1	x
Q. 4	112,8	102,0	121,3	96,8	98,7	68,4	102,5	109,1	122,1	111,8	x
1987 Q. 1	113,0	101,9	123,2	98,0	104,0	64,3	103,9	106,9	122,6	114,7	x
Q. 2	112,4	104,1	120,8	94,2	103,8	61,9	104,9	105,8	121,8	110,4	x
Q. 3	112,5	101,6	123,8	92,3	97,0	61,4	103,6	106,1	123,4	112,3	x
Q. 4	112,2	101,7	116,1	94,6	94,0	62,2	103,1	106,2	122,9	108,7	x
1988 Q. 1	111,4	104,7	119,9	99,1	99,7	64,5	105,5	103,6	120,5	111,0	x
Q. 2	113,7	105,9	123,0	103,2	95,6	66,6	106,7	106,5	122,6	112,2	x
Q. 3	115,7	108,6	119,9	105,3	89,5	76,5	108,2	107,4	126,2	115,2	x
Q. 4	116,1	108,2	117,1	107,1	88,0	77,1	107,2	109,4	126,3	114,0	x
1989 Q. 1	118,7	109,6	129,4	113,2	84,5	77,1	112,9	112,3	127,3	117,4	x
Q. 2	120,0	111,1	126,2	114,1	86,7	76,5	112,9	113,3	130,1	114,7	x
Q. 3	120,9	111,6	121,4	112,9	89,5	76,2	111,4	114,4	132,0	118,3	x
Q. 4	119,7	107,0	116,7	111,3	92,2	74,6	109,5	113,6	130,4	116,5	x

See footnote on page 14.

2 Index of Current Value, Volume and Average Value of Imports and Exports
(Special Trade) by Sections of the SITC - Rev. 3

1980 = 100
2.3 Other Countries

Year Quarter	Imports										
	Total	Section									
		0 Food and live animals	1 Beverages and tobacco	2 Crude materials, inedible	3 Mineral fuels, lubricants etc.	4 Animal and vegetable oils and fats	5 Chemicals	6 Manufactured goods classified chiefly by material	7 Machinery and transport equipment	8 Miscella- neous manufactured articles	9 Commodities and trans- actions not classified acc. to kind 1)
Index of Current Value											
1985	131,6	130,2	144,1	112,6	102,4	189,1	181,2	125,8	189,8	145,7	x
1986	114,6	121,7	131,9	90,6	50,9	96,3	165,2	120,7	198,2	154,8	x
1987	113,1	109,3	121,1	84,6	40,8	69,5	161,9	117,6	210,2	174,5	x
1988	123,7	113,1	100,4	95,3	37,2	85,1	178,0	134,8	238,3	193,8	x
1989	144,7	117,6	108,3	115,7	43,4	105,3	213,2	161,5	287,2	217,9	x
1985 Q. 1	135,2	139,1	142,2	119,2	103,1	199,6	185,6	129,2	189,0	162,9	x
Q. 2	132,8	129,7	139,6	120,7	109,6	207,0	194,4	128,0	188,7	127,2	x
Q. 3	130,0	118,1	143,0	108,8	105,8	197,4	177,2	122,8	182,1	150,3	x
Q. 4	128,1	133,7	151,5	101,8	91,2	152,6	167,8	123,2	199,4	142,3	x
1986 Q. 1	118,7	125,7	130,9	94,9	71,4	109,4	161,7	122,7	184,8	154,3	x
Q. 2	116,6	126,4	120,9	95,9	50,8	103,7	171,1	127,3	204,4	139,3	x
Q. 3	108,5	103,4	149,0	82,6	41,4	89,5	168,5	115,8	189,2	163,1	x
Q. 4	114,6	131,3	126,8	89,2	39,8	82,5	159,6	116,9	214,5	162,4	x
1987 Q. 1	110,1	115,3	113,0	84,6	39,1	65,8	154,5	114,2	202,2	172,4	x
Q. 2	109,9	109,9	110,7	84,0	39,8	64,4	164,4	116,8	205,1	155,2	x
Q. 3	112,0	93,1	116,0	84,1	43,0	72,7	165,5	115,6	199,0	188,4	x
Q. 4	120,3	118,7	144,7	85,7	41,1	75,2	163,3	123,8	234,4	181,8	x
1988 Q. 1	114,0	106,9	85,5	84,3	37,1	60,9	167,2	121,1	212,5	192,8	x
Q. 2	118,3	109,9	94,6	94,9	35,8	72,7	169,9	131,1	233,7	165,1	x
Q. 3	125,5	105,6	110,5	98,2	38,8	100,4	177,6	134,0	237,3	209,8	x
Q. 4	137,0	130,2	111,1	103,8	37,0	106,3	197,3	153,1	269,6	207,6	x
1989 Q. 1	137,5	119,6	100,3	110,5	37,4	104,7	204,7	161,7	259,0	216,3	x
Q. 2	148,3	125,4	104,5	120,9	44,0	102,1	224,0	169,3	301,8	202,9	x
Q. 3	139,6	102,2	111,5	113,9	43,2	106,7	209,4	155,5	265,5	226,6	x
Q. 4	153,6	123,3	116,9	117,6	49,1	108,0	214,7	159,3	322,6	225,8	x
Index of Volume											
1985	102,4	110,8	97,5	93,4	72,1	125,3	146,2	108,7	137,7	116,6	x
1986	110,3	113,9	92,6	94,3	73,1	133,4	151,6	116,6	155,5	137,7	x
1987	117,4	123,5	99,3	100,0	67,7	120,9	161,0	121,2	173,9	164,9	x
1988	126,5	126,8	86,8	97,6	75,1	117,7	172,6	132,1	194,7	176,3	x
1989	136,3	132,0	90,3	104,0	74,3	139,6	195,1	143,2	223,3	189,3	x
1985 Q. 1	99,9	111,6	98,9	90,1	66,3	110,2	144,0	109,1	133,4	124,9	x
Q. 2	100,5	105,2	93,4	96,8	74,1	121,9	154,7	108,3	133,3	102,1	x
Q. 3	103,0	102,9	95,0	92,5	78,4	132,6	146,1	106,8	133,3	119,8	x
Q. 4	106,1	123,4	102,7	94,1	69,6	136,3	139,9	110,8	150,8	119,6	x
1986 Q. 1	105,3	112,4	88,6	91,9	70,4	114,5	138,1	114,8	143,9	132,3	x
Q. 2	112,1	113,1	82,4	99,0	76,5	129,9	154,8	121,6	157,7	125,0	x
Q. 3	107,9	98,6	105,1	86,6	76,4	136,8	156,3	112,5	147,0	144,0	x
Q. 4	116,0	131,5	94,3	99,9	69,1	152,5	157,1	117,3	173,2	149,5	x
1987 Q. 1	112,6	122,5	88,1	96,7	63,7	120,0	152,1	117,8	165,7	161,9	x
Q. 2	115,1	122,7	90,5	101,6	66,2	116,8	164,8	121,8	168,6	150,7	x
Q. 3	116,0	108,6	95,9	99,7	70,4	121,5	163,1	118,2	163,5	174,8	x
Q. 4	125,8	140,2	122,6	102,1	70,4	125,1	164,1	126,8	197,6	172,3	x
1988 Q. 1	120,2	123,3	74,1	95,5	70,3	97,6	167,4	126,0	179,4	177,6	x
Q. 2	122,3	122,1	83,5	100,3	71,3	109,4	165,7	130,6	191,4	155,5	x
Q. 3	126,0	115,7	94,3	95,2	78,7	130,5	171,7	128,5	189,8	186,0	x
Q. 4	137,6	146,2	95,4	99,4	80,2	133,3	185,5	143,4	218,1	186,3	x
1989 Q. 1	131,4	131,9	84,7	102,7	69,0	135,3	186,2	144,3	204,2	191,1	x
Q. 2	137,7	133,7	88,3	106,5	72,1	127,9	203,2	149,1	234,4	177,9	x
Q. 3	130,7	116,3	90,3	100,1	75,1	143,4	193,6	136,8	202,5	191,8	x
Q. 4	145,5	145,9	97,7	106,7	80,7	151,8	197,6	142,7	252,2	196,3	x
Index of Average Value											
1985	128,5	117,5	147,8	120,6	142,1	151,0	124,0	115,7	137,9	125,0	x
1986	103,9	106,8	142,5	96,1	69,6	72,2	109,0	103,5	127,5	112,4	x
1987	96,4	88,5	122,0	84,6	60,3	57,5	100,5	97,1	120,9	105,8	x
1988	97,8	89,2	115,6	97,6	49,5	72,3	103,1	102,1	122,4	109,9	x
1989	106,2	89,1	120,0	111,3	58,5	75,5	109,2	112,7	128,6	115,1	x
1985 Q. 1	135,4	124,6	143,8	132,3	155,6	181,0	128,9	118,5	141,7	130,5	x
Q. 2	132,2	123,2	149,5	124,7	147,9	169,7	125,7	118,2	141,6	124,6	x
Q. 3	126,2	114,7	150,5	117,6	134,9	148,8	121,3	115,0	136,6	125,5	x
Q. 4	120,7	108,4	147,6	108,2	131,1	111,9	119,9	111,2	132,2	119,0	x
1986 Q. 1	112,7	111,8	147,7	103,2	101,5	95,5	117,0	106,9	128,4	116,6	x
Q. 2	104,0	111,7	146,7	96,9	66,4	79,8	110,6	104,6	129,6	111,4	x
Q. 3	100,5	104,9	141,8	95,5	54,3	65,4	107,8	102,9	128,7	113,3	x
Q. 4	98,8	99,8	134,5	89,3	57,6	54,1	101,6	99,6	123,8	108,7	x
1987 Q. 1	97,7	94,2	128,3	87,5	61,4	54,8	101,6	96,9	122,0	106,5	x
Q. 2	95,5	89,5	122,3	82,7	60,2	55,1	99,7	95,9	121,7	103,0	x
Q. 3	96,6	85,7	121,0	84,4	61,1	59,8	101,4	97,7	121,7	107,8	x
Q. 4	95,7	84,7	118,1	84,0	58,5	60,1	99,5	97,6	118,6	105,5	x
1988 Q. 1	94,9	86,7	115,3	88,3	52,9	62,3	99,9	96,1	118,4	108,5	x
Q. 2	96,7	90,0	113,3	94,5	50,2	66,5	102,5	100,4	122,1	106,2	x
Q. 3	99,6	91,3	117,2	103,2	49,3	76,9	103,5	104,3	125,1	112,8	x
Q. 4	99,6	89,1	116,4	104,3	46,1	79,8	106,4	106,8	123,6	111,5	x
1989 Q. 1	104,6	90,7	118,4	107,6	54,1	77,4	109,9	112,1	126,8	113,2	x
Q. 2	107,7	93,8	118,2	113,6	61,0	79,8	110,2	113,5	128,8	114,0	x
Q. 3	106,8	87,8	123,5	113,8	57,5	74,4	108,1	113,7	131,1	118,1	x
Q. 4	105,5	84,5	119,7	110,2	60,8	71,1	108,7	111,6	127,9	115,1	x

See footnote on page 14.

2 Index of Current Value, Volume and Average Value of Imports and Exports
(Special Trade) by Sections of the SITC - Rev. 3

1980 = 100

2.3 Other Countries

Year Quarter	Exports										
	Total	Section									
		0 Food and live animals	1 Beverages and tobacco	2 Crude materials, inedible	3 Mineral fuels, lubricants etc.	4 Animal and vegetable oils and fats	5 Chemicals	6 Manufactured goods classified chiefly by material	7 Machinery and transport equipment	8 Miscella- neous manufactured articles	9 Commodities and trans- actions not classified acc. to kind 1)
Index of Current Value											
1985	158,3	126,5	188,7	148,3	130,5	124,9	157,2	148,8	161,7	183,8	x
1986	153,6	125,9	180,5	123,4	82,0	82,6	148,0	135,1	162,8	185,6	x
1987	150,1	116,3	158,6	121,3	64,7	73,3	147,4	130,4	159,8	182,3	x
1988	157,8	133,0	161,7	144,6	63,1	79,3	165,2	142,5	163,8	201,8	x
1989	177,0	161,3	190,0	159,9	79,7	93,1	178,5	162,0	183,5	225,8	x
1985 Q. 1	154,6	122,9	160,3	144,0	126,7	125,8	161,5	144,4	157,6	170,2	x
Q. 2	156,2	130,5	214,6	164,2	139,5	118,3	162,0	149,1	157,5	172,2	x
Q. 3	157,6	116,8	221,3	142,4	135,2	139,0	159,1	150,3	158,3	193,2	x
Q. 4	164,8	135,8	158,6	142,7	120,5	116,4	146,1	151,6	173,4	199,7	x
1986 Q. 1	148,9	131,2	158,8	119,9	111,8	89,4	149,3	130,6	155,6	176,8	x
Q. 2	156,2	133,0	197,9	131,9	80,5	84,8	153,2	140,6	164,8	177,4	x
Q. 3	150,7	114,3	219,3	114,8	68,3	79,6	148,4	132,2	158,3	192,9	x
Q. 4	158,7	125,0	145,9	126,9	67,2	76,3	141,1	137,0	172,8	195,2	x
1987 Q. 1	143,0	132,9	149,3	114,0	60,9	74,8	139,3	120,3	153,8	173,5	x
Q. 2	145,6	119,5	153,7	122,1	62,2	66,4	144,7	128,6	154,0	168,3	x
Q. 3	146,5	102,1	174,9	118,7	64,8	65,6	150,3	130,4	150,2	190,4	x
Q. 4	165,4	110,6	156,5	130,2	71,1	86,1	155,3	142,1	181,3	197,1	x
1988 Q. 1	137,0	120,3	135,8	127,9	55,9	68,3	154,2	121,2	139,1	176,6	x
Q. 2	154,3	131,6	173,7	146,9	62,9	75,3	165,7	141,7	157,4	196,7	x
Q. 3	158,2	132,3	185,8	142,4	69,2	92,7	169,3	146,6	160,3	208,1	x
Q. 4	181,7	147,8	151,4	161,3	64,3	80,7	171,6	160,5	198,2	225,6	x
1989 Q. 1	168,8	163,5	136,4	161,0	80,3	95,6	177,7	153,6	173,5	208,5	x
Q. 2	180,2	174,1	188,0	177,4	78,4	102,5	187,3	169,0	184,1	221,2	x
Q. 3	174,7	154,7	238,2	149,0	80,0	90,4	177,8	161,7	178,7	232,5	x
Q. 4	184,3	152,8	197,6	152,1	79,9	83,9	171,1	163,7	197,7	240,9	x
Index of Volume											
1985	129,5	124,2	146,6	123,3	102,4	88,3	130,8	128,1	126,8	155,9	x
1986	129,5	149,5	143,6	112,9	91,6	100,9	132,9	121,7	126,7	157,7	x
1987	130,4	155,9	136,8	123,5	89,8	121,7	139,5	126,3	124,6	158,1	x
1988	136,7	166,7	146,7	136,0	102,9	113,3	151,1	133,9	129,3	171,9	x
1989	147,4	174,9	166,3	137,4	118,2	115,6	155,0	141,4	141,9	189,7	x
1985 Q. 1	126,6	116,9	125,0	118,9	98,1	82,3	132,2	124,2	124,6	144,9	x
Q. 2	127,0	124,5	164,7	138,7	106,6	74,0	133,6	127,4	123,1	145,0	x
Q. 3	128,6	116,9	173,6	114,9	106,5	97,7	132,3	130,0	123,4	163,1	x
Q. 4	135,7	138,5	123,0	120,7	98,4	99,3	124,9	130,9	136,1	170,5	x
1986 Q. 1	123,8	149,7	124,2	103,3	99,5	81,0	129,6	115,5	121,7	149,2	x
Q. 2	131,7	155,4	157,3	119,2	84,3	99,8	136,6	124,9	129,0	150,1	x
Q. 3	127,5	138,5	175,7	105,2	90,2	102,7	133,9	119,5	123,1	164,8	x
Q. 4	134,8	154,4	117,2	123,9	92,5	120,1	131,4	126,9	133,0	166,6	x
1987 Q. 1	123,3	180,2	124,3	112,3	86,3	131,1	131,1	115,0	119,1	147,2	x
Q. 2	127,6	166,8	130,6	129,5	85,1	107,0	138,1	125,3	120,2	148,9	x
Q. 3	127,0	128,9	152,5	119,2	89,5	103,0	141,3	126,6	117,0	164,1	x
Q. 4	143,8	147,5	139,7	132,8	98,3	145,8	147,7	138,1	142,3	172,2	x
1988 Q. 1	121,7	158,6	124,4	124,7	85,9	116,2	144,6	120,2	111,4	152,3	x
Q. 2	136,5	168,2	158,9	141,0	101,8	112,7	153,2	135,1	127,0	170,4	x
Q. 3	136,5	164,5	164,9	130,3	115,6	123,6	152,2	136,1	126,8	175,0	x
Q. 4	152,1	175,6	138,7	148,0	108,2	100,8	154,3	144,0	151,9	189,7	x
1989 Q. 1	141,9	182,0	119,2	139,3	129,5	116,2	155,0	136,5	134,7	173,9	x
Q. 2	151,1	187,8	161,5	150,1	114,5	127,5	161,5	147,8	144,0	187,4	x
Q. 3	144,2	167,6	200,1	128,8	117,2	110,2	152,7	138,7	137,2	194,5	x
Q. 4	152,4	162,1	184,5	131,3	111,7	108,5	151,0	142,4	151,6	203,1	x
Index of Average Value											
1985	122,2	101,9	128,7	120,3	127,4	141,3	120,2	116,2	127,5	117,9	x
1986	118,7	84,2	125,7	109,3	89,5	81,8	111,4	111,0	128,5	117,7	x
1987	115,1	74,6	116,0	98,2	72,1	60,2	105,6	103,3	128,2	115,3	x
1988	115,4	79,8	110,2	106,3	61,3	69,9	109,3	106,5	126,7	117,4	x
1989	120,1	92,2	114,2	116,4	67,4	80,5	115,1	114,6	129,3	119,0	x
1985 Q. 1	122,1	105,2	128,2	121,1	129,1	152,9	122,2	116,2	126,5	117,5	x
Q. 2	123,0	104,9	130,3	118,3	130,9	159,9	121,2	117,0	128,0	118,8	x
Q. 3	122,5	99,9	127,5	123,9	126,9	142,2	120,3	115,6	128,3	118,4	x
Q. 4	121,4	98,1	129,0	118,3	122,5	117,1	117,0	115,8	127,4	117,1	x
1986 Q. 1	120,3	87,7	127,9	116,1	112,4	110,4	115,2	113,1	127,9	118,5	x
Q. 2	118,6	85,6	125,9	110,7	95,5	85,0	112,2	112,6	127,7	118,1	x
Q. 3	118,2	82,5	124,8	109,1	75,8	77,6	110,8	110,6	128,5	117,1	x
Q. 4	117,7	81,0	124,5	102,4	72,6	63,6	107,3	108,0	129,9	117,2	x
1987 Q. 1	115,9	73,7	120,2	101,4	70,5	57,1	106,3	104,7	129,1	117,9	x
Q. 2	114,1	71,6	117,7	94,3	73,0	62,1	104,8	102,6	128,1	113,0	x
Q. 3	115,4	79,2	114,7	99,6	72,4	63,7	106,4	103,0	128,4	116,1	x
Q. 4	115,0	75,0	112,1	98,1	72,3	59,0	105,1	102,9	127,4	114,5	x
1988 Q. 1	112,6	75,9	109,1	102,5	65,0	58,8	106,7	100,9	124,9	115,9	x
Q. 2	113,1	78,2	109,3	104,1	61,7	66,8	108,2	104,8	124,0	115,5	x
Q. 3	115,9	80,4	112,7	109,3	59,9	75,0	111,2	107,7	126,4	118,9	x
Q. 4	119,5	84,2	109,2	109,0	59,5	80,1	111,2	111,5	130,5	118,9	x
1989 Q. 1	119,0	89,8	114,4	115,5	62,0	82,3	114,7	112,6	128,9	119,9	x
Q. 2	119,3	92,7	116,4	118,2	68,5	80,4	116,0	114,3	127,8	118,1	x
Q. 3	121,1	92,3	119,0	115,7	68,3	82,0	116,4	116,6	130,2	119,5	x
Q. 4	121,0	94,2	107,1	115,9	71,5	77,3	113,3	114,9	130,4	118,6	x

See footnote on page 14.

3 IMPORTS AND EXPORTS (SPECIAL TRADE) BY SECTIONS AND DIVISIONS OF THE SITC-REV. III
3.1 IMPORTS

SECT AND DIV	1989 DT = 100 KG	1988	1989 1 000 DM	1988	1989 1 000 \$	1988
0 FOOD AND LIVE ANIMALS...	291 286 827	289 488 891	43 764 669	41 445 640	23 298 178	23 645 282
00 LIVE ANIMALS.....	1 914 281	2 232 071	724 800	714 404	384 453	406 567
01 MEAT, MEAT PREPARATIONS.	12 467 096	12 240 483	6 723 819	5 857 058	3 583 047	3 336 681
02 DAIRY PRODUCTS,BIRD EGGS	11 876 931	11 700 854	4 901 076	4 600 048	2 612 238	2 622 203
03 FISH,CRUSTACEANS,MOLLUSC	5 268 750	4 729 080	2 322 987	2 120 632	1 240 983	1 210 554
04 CEREALS,CEREAL PREPRTN.	51 330 883	47 540 584	3 335 619	3 180 152	1 771 325	1 614 440
05 VEGETABLES AND FRUIT....	111 843 379	111 186 687	14 694 228	14 224 231	7 817 558	8 138 936
06 SUGAR,SUGR.PREPTNS,HONEY	11 024 467	10 986 165	1 145 871	1 021 909	609 478	582 224
07 COFFEE,TEA,COCOA,SPICES.	12 070 292	11 293 375	5 678 592	5 678 036	3 023 221	3 230 730
08 ANIMAL FEED STUFF.....	70 725 004	75 105 545	3 023 328	2 960 994	1 608 425	1 681 617
09 MISC.EDIBLE PRODUCTS ETC	2 665 744	2 474 047	1 214 249	1 088 176	647 446	621 320
1 BEVERAGES AND TOBACCO...	18 357 151	18 124 551	4 697 953	4 381 419	2 508 738	2 497 656
11 BEVERAGES.....	16 765 778	16 635 080	3 364 213	3 115 811	1 798 450	1 777 524
12 TOBACCO,TOBACCO MANUFACT	1 591 373	1 489 471	1 333 740	1 265 608	710 288	720 132
2 CRUDE MATERIALS,INEDIBLE	967 709 054	938 993 758	33 393 370	28 511 906	17 782 531	16 245 753
21 HIDES,SKINS,FURSKINS,RAW	889 616	878 573	524 362	691 435	279 238	399 399
22 OIL SEED,OLEAGINUS FRUIT	44 453 044	49 977 655	3 010 634	3 111 769	1 607 844	1 776 957
23 CRUDE RUBBER.....	5 953 749	5 871 869	1 420 453	1 427 816	754 667	813 929
24 CORK AND WOOD.....	56 832 645	50 838 211	3 265 457	2 713 003	1 738 487	1 543 974
25 PULP AND WASTE PAPER....	43 812 196	41 593 254	5 438 265	4 290 712	2 893 098	2 437 993
26 TEXTILE FIBRES.....	7 941 746	7 035 686	3 386 700	2 829 818	1 803 234	1 616 646
27 CRUDE FERTILIZER,MINERAL	232 849 645	234 112 292	2 234 104	1 907 419	1 187 962	1 083 641
28 METALLIFEROUS ORE,SCRAP.	564 493 381	538 888 618	9 667 938	7 336 831	5 145 918	4 165 777
29 CRUDE ANIMAL,VEG.MATERL.	10 483 032	9 797 600	4 445 457	4 203 103	2 372 083	2 407 437
3 FUELS, LUBRICANTS, ETC..	1 528 521 645	1 578 461 664	38 344 662	33 516 928	20 433 312	19 118 111
32 COAL, COKE, BRIQUETTES..	94 570 537	100 947 670	904 969	887 051	482 278	505 911
33 PETROLEUM,PETROL,PRODUCT	1 077 721 819	1 147 631 915	30 315 404	25 738 941	16 133 060	14 654 491
34 GAS,NATURAL,MANUFACTURED	356 229 289	329 882 078	6 041 589	5 747 453	3 241 921	3 304 067
35 ELECTRIC CURRENT, MWH ..	11 178 505	11 559 723	1 082 700	1 143 483	576 053	653 642
4 ANIMAL,VEG.OILS,FATS,WAX	18 456 045	16 383 336	1 729 856	1 454 145	921 293	823 887
41 ANIMAL OILS AND FATS....	3 807 828	3 197 212	222 737	226 872	118 301	128 870
42 FIXED VEG. FATS AND OILS	10 604 189	9 314 550	1 112 283	885 236	593 096	501 144
43 ANIMAL,VEG.FATS,OILS,NES	4 244 028	3 871 574	394 836	341 037	209 896	193 873
5 CHEMICALS,RELTD.PROD.NES	228 572 419	213 055 217	47 700 968	42 620 167	25 387 483	24 273 765
51 ORGANIC CHEMICALS.....	68 747 942	61 986 015	13 167 513	11 005 116	7 006 211	6 269 606
52 INORGANIC CHEMICALS.....	29 674 713	30 464 157	4 308 231	4 499 856	2 294 746	2 549 329
53 DYES,COLOURING MATERIALS	5 266 377	5 452 073	2 457 724	2 129 659	1 307 016	1 213 640
54 MEDICINAL,PHARM.PRODUCTS	697 198	667 327	4 973 610	4 391 804	2 650 220	2 503 870
55 ESSENTL.OILS,PERFUME,ETC	3 957 374	3 885 562	2 453 214	2 235 936	1 305 176	1 273 597
56 FERTILIZER,EXCEPT GRP272	53 250 424	50 479 091	1 267 396	1 208 276	677 328	690 186
57 PLASTICS IN PRIMARY FORM	38 935 809	35 890 364	10 116 893	9 196 947	5 379 731	5 239 176
58 PLASTIC,NON-PRIMARY FORM	5 738 106	5 131 306	3 902 830	3 450 181	2 075 665	1 965 462
59 CHEMICAL MATERIALS NES..	22 304 476	19 099 322	5 053 757	4 502 392	2 691 390	2 568 899
6 MANUFACTURED GOODS.....	390 391 940	357 819 613	94 630 997	80 471 495	50 343 878	45 837 945
60 CPL IND PLANT CHAP 69,70,72,76	-	-	-	-	-	-
61 LEATHER, LEATHER GOODS..	6 434 405	6 414 800	1 623 856	1 735 743	864 097	993 934
62 RUBBER MANUFACTURES, NES	6 661 808	6 253 586	4 851 727	4 524 914	2 580 487	2 578 912
63 CORK, WOOD MANUFACTURES.	20 908 874	18 581 935	3 117 448	2 642 738	1 659 144	1 506 695
64 PAPER,PAPERBOARD,ETC....	65 464 165	61 909 823	11 402 015	10 292 400	6 065 701	5 863 630
65 TEXTILE YARN,FABRIC,ETC.	12 725 856	11 606 613	16 921 090	15 175 329	9 017 021	8 666 536
66 NON-METAL.MINERAL MANFACT	83 773 855	73 971 918	8 255 487	7 270 682	4 390 695	4 138 163
67 IRON AND STEEL.....	154 538 635	144 225 179	20 185 033	16 402 509	10 731 941	9 338 932
68 NON-FERROUS METALS.....	28 386 837	25 214 134	17 352 203	13 257 190	9 222 555	7 532 073
69 METALS MANUFACTURES,NES.	17 497 505	15 641 625	10 922 138	9 169 990	5 812 337	5 219 063
7 MACHINES,TRANSPORT EQUIP	65 759 863	59 676 658	154 364 755	128 137 884	82 234 083	73 027 215
70 CPL IND PLANT (84/85/87)	-	-	-	-	-	-
71 POWER GENERATING MACHINES	4 687 786	4 131 724	10 032 969	8 520 750	5 338 070	4 854 701
72 SPECIAL INDUST.MACHINERY	6 341 439	5 264 525	10 332 546	8 589 711	5 502 941	4 889 777
73 METALWORKING MACHINERY..	1 992 670	1 653 293	4 256 512	3 529 000	2 273 643	2 008 752
74 GENERAL INDUSTL.MACH.NES	8 752 067	7 580 278	15 487 939	12 946 795	8 246 555	7 375 780
75 OFFICE MACHINES,ADP MACH	1 502 006	1 303 683	22 633 905	18 257 958	12 075 109	10 386 829
76 TELECOMM.SOUND EQUIP ETC	2 460 352	2 281 000	12 812 736	11 494 499	6 836 382	6 543 132
77 ELEC MCH APPAR,PARTS,NES	9 514 467	8 563 579	26 474 336	22 726 842	14 089 555	12 937 030
78 ROAD VEHICLES.....	28 210 635	25 716 212	36 129 491	31 225 196	19 243 079	17 830 549
79 OTHR. TRANSPORT EQUIPMENT	2 298 441	3 182 364	16 204 321	10 847 133	8 628 749	6 200 565
8 MISC MANUFACTURED ARTCLS	32 614 657	29 559 070	73 320 272	65 699 099	39 042 657	37 368 194
80 CPL IND PLANT CHAP 90/94	-	-	-	-	-	-
81 PREFAB BUILDOGS,FTING ETC	3 303 574	2 861 261	2 053 397	1 703 021	1 093 412	969 661
82 FURNITURE,BEDDING,ETC...	8 692 496	7 618 143	5 810 503	4 885 852	3 097 331	2 790 820
83 TRAVEL GOODS,HANDBGS ETC	596 975	674 801	1 331 302	1 191 633	708 280	677 532
84 CLOTHING AND ACCESSORIES	5 806 619	5 503 625	27 491 721	25 536 634	14 639 207	14 508 350
85 FOOTWEAR.....	1 874 023	1 718 931	6 453 082	5 688 857	3 431 571	3 240 437
87 SCIENTIFIC EQUIPMENT NES	642 358	579 212	8 077 712	7 000 465	4 301 995	3 986 629
88 PHOTO.APPARAT.NES;CLOCKS	1 078 945	991 286	6 207 719	5 814 655	3 303 746	3 308 351
89 MISC MANUFACTRD GOODS NES	10 619 667	9 711 811	15 894 836	13 867 982	8 467 115	7 886 414
9 GOODS NOT CLASSD BY KIND ¹⁾	5 148 630	4 910 454	14 517 203	13 370 739	7 728 107	7 605 584
91 MAIL NOT CLASSD BY KIND	-	-	-	-	-	-
93 SPEC.TRANSACT.NOT CLASSD	5 143 457	4 897 318	12 197 854	10 684 168	6 491 525	6 072 291
94 COMPL IND PLANT CHAPT 99	-	-	-	-	-	-
96 COIN NONGOLD NONCURRENT.	927	3 489	98 247	122 556	52 604	69 638
97 GOLD,NONMONTY EXCL ORES	4 246	9 647	2 221 102	2 564 015	1 183 978	1 463 655
TOTAL	3 546 818 231	3 506 473 212	506 464 705	439 609 422	269 680 360	250 443 392

1) INCL. COMPLETE INDUSTRIAL PLAN N.E.S.

3 IMPORTS AND EXPORTS (SPECIAL TRADE) BY SECTIONS AND DIVISIONS OF THE SITC-REV. III
3.2 EXPORTS

SECT AND DIV	1989 DT = 100 KG	1988	1989 1 000 DM	1988	1989 1 000 \$	1988
0 FOOD AND LIVE ANIMALS...	182 851 867	178 817 607	25 995 394	23 644 276	13 825 267	13 446 518
00 LIVE ANIMALS.....	2 183 345	1 639 439	1 035 716	735 462	551 344	419 041
01 MEAT, MEAT PREPARATIONS...	8 019 768	6 587 896	4 049 186	3 209 368	2 149 633	1 822 339
02 DAIRY PRODUCTS, BIRD EGGS	30 506 013	36 486 350	6 863 690	7 489 459	3 648 672	4 260 442
03 FISH, CRUSTACEANS, MOLLUSC	1 525 560	1 220 685	724 916	623 132	385 685	355 011
04 CEREALS, CEREAL PREPRNTS...	68 836 521	61 400 753	3 752 191	2 859 845	1 990 393	1 631 448
05 VEGETABLES AND FRUIT....	15 592 969	15 468 979	2 288 974	2 093 873	1 219 587	1 193 735
06 SUGAR, SUGR. PREPRNTS, HONEY	13 979 962	13 755 058	1 233 676	1 042 293	658 421	587 775
07 COFFEE, TEA, COCOA, SPICES...	4 042 101	3 620 879	2 635 137	2 482 757	1 403 899	1 410 203
08 ANIMAL FEED STUFF.....	34 494 145	35 323 861	2 084 644	1 999 438	1 111 911	1 137 082
09 MISC. EDIBLE PRODUCTS ETC	3 671 483	3 273 707	1 327 264	1 108 649	705 722	630 442
1 BEVERAGES AND TOBACCO...	89 070 266	83 636 980	3 617 104	3 249 220	1 921 113	1 846 774
11 BEVERAGES.....	88 240 142	82 811 480	2 071 549	1 796 695	1 098 643	1 020 499
12 TOBACCO, TOBACCO MANUFACT	830 124	825 500	1 545 555	1 452 525	822 470	826 275
2 CRUDE MATERIALS, INEDIBLE	530 118 066	465 393 808	12 368 593	10 639 085	6 577 098	6 061 509
21 HIDES, SKINS, FURSKINS, RAW	1 307 054	1 364 094	506 042	517 258	269 857	296 147
22 OIL SEED, OLEAGINUS FRUIT	3 028 486	1 850 430	293 724	171 475	154 642	96 171
23 CRUDE RUBBER.....	4 111 877	4 112 594	939 287	900 326	498 873	513 690
24 CORK AND WOOD.....	46 846 615	41 161 907	1 361 519	1 220 434	724 022	696 013
25 PULP AND WASTE PAPER....	14 554 923	13 684 759	536 454	472 448	285 231	267 974
26 TEXTILE FIBRES.....	7 367 435	7 221 574	2 592 497	2 346 824	1 379 727	1 339 073
27 CRUDE FERTILIZER, MINERAL	390 042 746	336 413 678	1 550 516	1 292 264	824 217	735 572
28 METALLIFEROUS ORE, SCRAP...	59 590 111	56 663 122	3 274 633	2 527 158	1 739 600	1 436 729
29 CRUDE ANIMAL, VEG. MATERL.	3 268 819	2 921 650	1 313 921	1 190 898	700 929	680 140
3 FUELS, LUBRICANTS, ETC..	253 005 815	218 899 753	7 884 077	6 918 414	4 196 598	3 941 211
32 COAL, COKE, BRIQUETTES...	133 657 254	111 337 956	2 737 430	2 573 690	1 455 454	1 467 307
33 PETROLEUM, PETROL, PRODUCT	104 267 412	92 984 164	3 886 743	3 058 146	2 066 597	1 733 003
34 GAS, NATURAL, MANUFACTURED	15 081 149	14 577 595	396 529	380 879	212 348	217 913
35 ELECTRIC CURRENT, MWH ..	14 073 333	14 470 290	863 375	905 699	462 199	522 988
4 ANIMAL, VEG. OILS, FATS, WAX	18 617 296	17 880 267	1 817 681	1 596 459	966 227	905 079
41 ANIMAL OILS AND FATS....	2 846 237	3 059 396	221 034	231 332	117 570	131 396
42 FIXED VEG. FATS AND OILS	10 531 821	10 169 821	996 384	846 798	529 403	479 296
43 ANIMAL, VEG. FATS, OILS, NES	5 239 238	4 651 110	600 263	518 329	319 254	294 387
5 CHEMICALS, RELTD. PROD. NES	302 005 660	304 573 885	83 082 559	76 908 424	44 186 717	43 848 495
51 ORGANIC CHEMICALS.....	69 803 540	70 224 261	19 510 663	18 314 918	10 377 027	10 448 366
52 INORGANIC CHEMICALS.....	66 906 076	63 899 975	6 266 940	5 500 264	3 332 509	3 132 873
53 DYES, COLOURING MATERIALS	13 822 952	13 221 254	8 688 743	7 960 194	4 617 883	4 539 809
54 MEDICINAL, PHARM. PRODUCTS	1 287 333	1 274 195	8 904 883	8 195 210	4 738 352	4 663 024
55 ESSENTIAL OILS, PERFUME, ETC	10 197 840	9 944 630	4 388 561	4 054 090	2 394 633	2 309 393
56 FERTILIZER, EXCEPT GRP272	41 007 264	48 265 267	1 055 952	1 188 973	562 298	681 155
57 PLASTICS IN PRIMARY FORM	49 740 367	50 199 070	15 177 388	14 556 039	8 068 911	8 298 453
58 PLASTIC, NON-PRIMARY FORM	10 461 941	9 708 418	7 540 654	6 798 724	4 008 601	3 874 616
59 CHEMICAL MATERIALS NES..	38 778 347	37 836 815	11 548 775	10 340 012	6 146 503	5 900 806
6 MANUFACTURED GOODS.....	433 648 231	405 645 067	117 154 583	102 554 733	62 304 645	58 381 930
60 CPL IND PLANT CHAP 69, 70, 72, 76	348 734	305 724	175 842	363 295	255 362	206 352
61 LEATHER, LEATHER GOODS...	531 803	445 968	1 572 470	1 553 012	835 368	883 982
62 RUBBER MANUFACTURES, NES	6 819 189	6 427 184	5 300 512	5 164 755	2 995 177	2 943 449
63 CORK, WOOD MANUFACTURES...	13 980 267	12 643 583	2 346 784	2 063 153	1 247 831	1 176 632
64 PAPER, PAPERBOARD, ETC....	55 200 233	50 646 277	13 790 426	11 993 265	7 334 824	6 828 776
65 TEXTILE YARN, FABRIC, ETC.	13 061 433	12 081 972	20 800 523	18 455 700	11 072 699	10 528 581
66 NON-METAL. MINERAL MANFACT	93 371 907	80 957 719	10 867 490	9 938 943	5 776 097	5 657 646
67 IRON AND STEEL.....	207 200 825	201 650 558	27 790 574	23 835 316	14 774 185	13 542 150
68 NON-FERROUS METALS.....	18 873 961	18 617 020	13 574 431	11 316 499	7 216 910	6 441 447
69 METALS MANUFACTURES, NES.	24 259 879	21 869 062	20 305 531	17 870 795	10 796 192	10 172 915
7 MACHINES, TRANSPORT EQUIP	135 677 307	125 206 366	311 684 432	272 817 717	166 005 243	155 403 634
70 CPL IND PLANT (84/85/87)	1 268 135	1 078 627	3 699 628	4 160 164	1 971 114	2 363 594
71 POWER GENERATING MACHINES	7 711 414	7 468 733	18 018 789	16 175 300	9 591 262	9 219 545
72 SPECIAL INDUST. MACHINERY	18 265 156	16 380 467	41 847 474	36 638 439	22 293 096	20 827 750
73 METALWORKING MACHINERY...	3 615 425	3 166 528	11 209 660	9 917 377	5 975 447	5 627 866
74 GENERAL INDUSTL. MACH. NES	16 919 810	15 476 161	42 262 913	37 011 200	22 498 793	21 051 747
75 OFFICE MACHINES, ADP MACH	1 099 120	1 046 422	15 984 412	13 895 320	8 526 138	7 903 871
76 TELECOMM. SOUND EQUIP ETC	1 665 727	1 487 392	11 702 598	10 659 779	6 241 632	6 074 314
77 ELEC MCH APPAR, PARTS, NES	14 586 572	12 834 550	42 145 940	36 809 858	22 431 682	20 942 411
78 ROAD VEHICLES.....	63 683 771	58 052 581	108 192 712	95 745 783	57 634 636	54 677 761
79 OTHR. TRANSPORT EQUIPMENT	6 862 177	8 214 905	16 620 306	11 804 497	8 841 443	6 714 775
8 MISC MANUFACTURED ARTCLS	31 897 781	29 264 379	69 706 114	62 363 668	37 092 806	35 469 865
80 CPL IND PLANT CHAP 90/94	9 740	7 509	144 862	117 185	77 156	66 293
81 PREFAB BLDGS, FITNG ETC...	2 655 611	2 287 892	2 842 642	2 444 249	1 513 257	1 390 293
82 FURNITURE, BEDDING, ETC...	8 529 431	7 741 721	6 902 690	6 189 668	3 674 052	3 528 233
83 TRAVEL GOODS, HANDBGS ETC	130 865	147 413	521 877	451 088	277 752	256 348
84 CLOTHING AND ACCESSORIES	1 236 102	1 130 215	10 587 293	9 477 122	5 631 686	5 374 420
85 FOOTWEAR.....	484 406	389 749	1 929 341	1 536 446	1 026 587	874 005
87 SCIENTIFIC EQUIPMENT NES	1 056 807	1 035 105	15 318 482	14 325 464	8 158 482	8 146 079
88 PHOTO. APPARAT. NES; CLOCKS	1 541 870	1 553 009	7 023 600	6 398 184	3 736 427	3 642 781
89 MISC MANUFACTURED GOODS NES	16 252 949	14 971 766	24 435 327	21 424 262	12 997 397	12 191 413
9 GOODS NOT CLASSD BY KIND ¹⁾	5 704 247	5 292 840	7 730 184	6 961 983	4 115 045	3 972 126
91 MAIL NOT CLASSD BY KIND	-	-	-	-	-	-
93 SPEC. TRANSACT. NOT CLASSD	5 411 068	5 149 641	6 192 549	5 441 341	3 299 432	3 100 821
94 COMPL IND PLANT CHAPT 99	263 311	135 970	236 132	234 993	125 812	133 521
96 COIN NONGOLD NONCURRENT...	27 882	4 267	66 685	27 378	35 550	15 597
97 GOLD, NONMONTY EXCL OREF	1 986	2 962	1 234 818	1 258 271	654 251	722 087
TOTAL	1 982 596 536	1 834 610 952	641 040 721	567 653 979	341 190 759	323 277 141

1) INCL. COMPLETE INDUSTRIAL PLAN N.E.S.

4 IMPORTS AND EXPORTS (SPECIAL TRADE) BY GROUPS AND SUBGROUPS OF THE SITC-REV. III
4.1 IMPORTS

GROUP / SUBGROUP	1989 DT = 100 KG	1988	1989 1 000 DM	1988	1989 1 000 \$	1988
001 LIVE ANIMALS	1 914 281	2 232 071	724 800	714 404	384 453	406 567
1 BOVINE ANIMALS, LIVE	501 706	563 331	286 684	305 330	152 575	174 517
2 SHEEP AND GOATS, LIVE	116 911	109 670	35 028	31 381	18 726	18 056
3 SWINE, LIVE	1 079 069	1 355 078	304 782	297 725	160 902	168 552
4 POULTRY, LIVE	147 767	162 007	26 163	31 571	13 896	17 894
5 EQUINE SPECIES, LIVE	56 785	31 174	42 524	23 657	22 640	13 486
9 LIVE ANIMALS, NES	12 043	10 811	29 619	24 740	15 714	14 062
011 BOVINE MEAT	2 280 516	2 249 982	1 900 810	1 738 557	1 012 902	992 184
1 BOVINE MEAT,FRSH,CHILLED	1 719 679	1 717 683	1 485 470	1 391 920	792 813	794 776
2 BOVINE MEAT, FROZEN	560 837	532 299	415 340	346 637	220 089	197 408
012 OTHER MEAT, MEAT OFFAL	8 879 408	8 714 270	3 946 524	3 294 453	2 103 368	1 874 712
1 MEAT OF SHEEP OR GOATS	291 113	236 574	180 767	130 698	96 283	74 647
2 MEAT OF SWINE	5 230 710	5 268 366	2 297 823	1 850 552	1 221 970	1 053 758
3 POULTRY, MEAT AND OFFAL	2 670 579	2 536 697	1 201 035	1 088 395	642 547	619 072
4 MEAT OF HORSES,MULES,ETC	7 292	3 792	2 498	1 016	1 335	575
5 EDIBLE OFFAL	484 403	471 223	102 883	76 985	54 773	44 020
9 MEAT,EDIBLE OFFAL, NES	195 311	197 618	161 518	146 807	86 460	82 640
016 MEAT,ED.OFFL,DRY,SLT,SMK	76 783	75 367	118 571	110 683	62 970	63 078
1 PIGMEAT,DRY,SALT,SMOKED	65 146	65 381	100 447	96 053	53 327	54 755
8 OTH.MEAT,OFF,DRY,SMK,SLT	11 637	9 986	18 124	14 630	9 643	8 323
017 MEAT,OFFL,PRPD,PRSRVD,NES	1 230 389	1 200 864	757 914	713 365	403 807	406 717
1 EXTRACT, JUICE MEAT, FISH	8 671	13 660	14 119	24 864	7 526	14 204
2 SAUSAGE OF MEAT, OFFL, ETC	143 532	146 582	134 492	128 961	71 701	73 447
3 LIVER, PREPRD, PRSRVD, NES	47 845	47 525	35 569	33 658	19 104	19 196
4 POULTRY, PRPRD, PRSRVD, NES	357 103	321 316	186 606	158 560	99 245	90 442
5 PORK, PREPRD, PRSRVD, NES	336 444	335 519	236 900	223 135	126 177	127 147
6 BOV. MEAT, PRPD, PRSRVD, NES	327 636	329 341	143 172	140 134	76 264	79 971
9 OTH. MEAT, PRPD, PRSRVD NES	9 158	6 921	7 056	4 053	3 790	2 310
022 MILK AND CREAM	4 311 466	3 963 584	783 973	664 250	416 765	378 771
1 MILK EX. CONCENTD. SWEETND	1 337 542	1 402 445	118 649	115 597	63 350	66 019
2 MILK CONCENTD., SWEETENED	1 002 376	839 100	413 542	315 388	220 064	180 369
3 MILK PRODUCTS	522 782	465 594	131 622	112 195	69 421	63 565
4 WHEY, MILK PRODUCTS NES	1 448 766	1 256 445	120 160	121 070	63 930	68 818
023 BUTTER, OTHER FAT OF MILK	1 121 161	1 348 487	771 644	810 137	410 926	460 650
024 CHEESE AND CURD	3 353 452	3 160 573	2 704 061	2 504 083	1 441 656	1 427 454
1 CHEESE, POWDERED, GRATED	77 114	69 718	72 589	64 099	38 659	36 553
2 PROCESSED CHEESE, WHOLE	47 007	33 956	45 117	33 179	24 167	18 940
3 BLUE-VEINED CHEESE	61 687	54 927	74 788	65 129	39 966	37 117
9 OTHER CHEESE; CURD	3 167 644	3 001 932	2 511 567	2 341 676	1 338 864	1 334 844
025 EGGS, BIRDS, YOLKS, ALBUMIN	3 090 852	3 228 210	641 398	621 578	342 891	355 328
1 BIRDS' EGGS, IN SHELL	2 855 376	2 971 585	571 565	551 878	305 646	315 655
2 BIRD EGGS UNSHELLED; YOLKS	193 804	222 752	53 538	54 798	28 510	31 215
3 EGG ALBUMIN	41 672	33 873	16 295	14 902	8 735	8 458
034 FISH, FRESH, CHILLED, FROZEN	3 832 790	3 406 740	1 364 249	1 237 740	727 576	707 155
1 FISH, FRESH, CHILLED, WHOLE	1 494 445	1 519 436	632 015	593 441	337 419	338 523
2 FISH, FROZEN EX. FILLETS	491 481	683 186	176 442	188 763	94 033	107 615
4 FISH FILLETS, FROZEN	1 139 441	1 009 121	405 342	383 643	216 007	219 971
5 FISH FILLETS, FRSH, CHILLED	707 423	194 957	150 450	71 893	80 111	41 046
035 FISH, DRIED, SALTED, SMOKED	249 087	217 432	179 041	178 026	96 770	101 743
1 FISH, DRIED, SALTED	68 374	61 930	37 333	34 630	19 959	19 800
2 FISH SALTED OR IN BRINE	124 537	99 396	33 473	23 783	17 901	13 563
3 FISH, SMOKED	49 207	48 135	101 161	111 703	55 165	63 949
4 FISH LIVER, RDE, DRD, SMKD.	6 586	7 542	5 909	6 764	3 129	3 779
5 FISH MEAL, FIT FOR FOOD	383	429	1 165	1 146	616	652
036 CRUSTACEANS, MOLLUSCS ETC	297 127	313 842	235 177	215 671	125 614	122 722
1 CRUSTACEANS, FROZEN	91 808	76 072	136 353	127 551	72 894	72 451
2 CRUSTACEANS, NOT FROZEN	32 986	36 903	39 974	34 634	21 331	19 725
3 MOLLUSCS	172 333	200 867	58 850	53 486	31 389	30 546
037 FISH ETC. PREPRD, PRSRVD, NES	889 746	791 066	544 520	489 195	291 023	278 934
1 FISH, PREPRD, PRSRVD, NES	724 730	638 860	365 618	319 596	195 358	182 054
2 CRUSTACEA, MOLL. PRPD NES	165 016	152 206	178 902	169 599	95 665	96 880
041 WHEAT, MESLIN, UNMILLED	20 386 231	16 130 537	867 007	684 020	456 515	388 534
1 DURUM WHEAT, UNMILLED	1 467 198	1 270 935	89 028	78 474	47 466	44 489
2 OTH. WHEAT, MESLIN, UNMILLED	18 919 033	14 859 602	777 979	605 546	409 049	344 045
042 RICE	2 038 623	2 065 504	249 685	240 387	133 375	137 281
1 RICE IN THE HUSK	8 033	7 267	1 293	1 173	676	681
2 RICE HUSKED	1 061 115	1 072 235	92 694	83 072	49 662	47 487
3 RICE, MILLED, SEMI-MILLED	969 475	986 002	155 698	156 142	83 037	89 113
043 BARLEY, UNMILLED	6 665 720	8 143 959	278 208	364 609	148 100	208 636
044 MAIZE UNMILLED	13 009 073	11 698 501	614 071	611 074	328 230	350 783
1 MAIZE SEED	294 268	318 776	118 598	129 187	64 511	76 183
9 MAIZE, OTHER UNMILLED	12 714 805	11 379 725	495 473	481 887	263 719	274 600
045 OTHER CEREALS, UNMILLED	1 685 533	2 218 840	82 642	98 265	43 926	56 776

4 IMPORTS AND EXPORTS (SPECIAL TRADE) BY GROUPS AND SUBGROUPS OF THE SITC-REV. III
4.1 IMPORTS

GROUP / SUBGROUP	1989 DT = 100 KG	1988	1989 1 000 DM	1988	1989 1 000 \$	1988
0451 RYE, UNMILLED	595 318	1 408 729	26 029	58 076	13 858	33 750
2 OATS, UNMILLED	624 412	270 083	24 060	12 559	12 793	7 307
3 GRAIN SORGHUM, UNMILLED	91 039	119 118	3 957	5 497	2 109	3 173
9 BUCKWHEAT ETC. UNMILLED	374 764	420 910	28 596	22 133	15 166	12 546
046 MEAL, FLOUR OF WHEAT, MSLN	1 047 372	1 108 472	76 646	80 963	40 767	46 245
1 FLOUR OF WHEAT, MESLIN	753 662	795 776	51 519	55 094	27 397	31 407
2 GROATS, MEAL, PELLTS, WHEAT	293 710	312 696	25 127	25 869	13 370	14 838
047 OTHER CEREAL MEAL, FLOURS	298 662	269 486	16 487	15 623	8 756	8 851
1 OTHER CEREAL FLOURS	163 738	140 865	8 802	7 706	4 668	4 347
2 CEREAL GROAT, MEAL, PELLTS	134 924	128 621	7 685	7 917	4 088	4 504
048 CEREAL PREPARATIONS	6 199 669	5 905 285	1 150 873	1 085 211	611 656	617 334
1 CEREAL GRAINS, PREPRD NES	531 313	338 182	64 645	42 886	34 333	24 313
2 MALT, INCL. MALT FLOUR	3 059 865	3 045 694	230 654	228 287	122 412	130 016
3 PASTA, UNCOOKED, UNPREPRD.	802 075	752 016	161 518	145 787	85 097	83 102
4 BREAD, BAKED GOODS	1 436 473	1 411 110	608 814	592 082	323 375	336 529
5 MIXES, DOUGHS FOR 048.4	369 943	358 283	85 242	76 159	45 439	43 374
054 VEGETABLES	50 519 172	51 575 530	4 796 976	4 643 822	2 546 763	2 673 812
1 POTATOES, FRESH, CHILLED	8 773 418	9 288 548	363 963	316 323	190 975	183 558
2 LEGUMES, DRIED, SHELLED	7 044 751	6 832 306	401 187	412 445	214 345	235 690
4 TOMATOES, FRESH, CHILLED	4 181 184	4 104 428	754 455	774 630	396 661	443 306
5 OTH. FRSH, CHLL. VEGETABLES	17 034 509	17 252 727	2 443 175	2 339 195	1 300 041	1 353 005
6 VEGETABLES FROZEN	2 454 360	2 364 910	356 773	339 008	190 499	194 110
7 VEGETABLES PROV. PRESERVD	236 791	182 319	89 559	67 439	47 676	38 495
8 VEG. PRODUCTS, ROOTS, TUBRS	10 794 159	11 550 292	387 864	394 782	206 566	225 648
056 VEGETABLES, PRPD, PRSVD, NES	10 224 441	10 331 133	1 897 699	1 789 997	1 013 478	1 022 337
1 VEGETABLES, DRIED	229 119	204 370	134 070	119 857	71 388	68 264
4 FRUIT, VEG. FLOUR, MEAL, FLK	137 706	145 043	43 852	49 112	23 497	27 895
6 VEGETABLE, UNPICKLED FRZN	1 522 913	1 534 829	190 007	190 856	101 326	108 636
7 VEG. PREPARED, PRESERVD, NES	8 334 703	8 446 891	1 529 770	1 430 172	817 267	817 542
057 FRUIT, NUTS EXCL. OIL NUTS	39 030 495	37 827 125	5 624 763	5 474 789	2 992 652	3 122 729
1 ORANGES, ETC.	8 298 736	8 184 535	790 076	707 826	433 442	410 758
2 OTH. CITRUS, FRESH, DRIED	2 145 952	2 044 325	213 576	192 881	114 083	110 215
3 BANANAS, FRESH OR DRIED	8 715 114	7 677 884	790 626	787 183	419 620	455 225
4 APPLES, FRESH	6 191 315	6 343 251	577 307	640 284	304 549	369 584
5 GRAPES, FRESH OR DRIED	3 290 149	3 409 669	543 690	523 401	287 768	291 837
6 FIGS, FRESH OR DRIED	77 228	82 148	23 910	20 678	12 884	11 606
7 EDIBLE NUTS FRESH, DRIED	1 813 279	1 795 130	976 351	978 148	523 812	557 614
8 FRUIT, FRESH, DRIED, NES	8 498 722	8 290 183	1 709 227	1 614 388	896 494	915 490
058 FRUIT, PRESERVED, PREPARED	6 662 329	6 368 408	1 177 154	1 143 341	627 678	652 823
1 JAMS, JELLIES, MARMALADES	493 488	470 871	119 832	114 304	63 689	65 205
2 FRUIT, NUTS PROV. PRESERVD	43 318	48 036	6 281	7 420	3 340	4 256
3 FRUIT, NUTS, FROZEN	1 436 939	1 299 372	278 213	266 331	148 259	151 643
9 FRUIT, NUTS, PRSVD, PP, NES	4 688 564	4 545 129	772 828	755 286	412 390	431 719
059 FRUIT, VEGETABLE JUICES	5 506 942	5 084 491	1 197 636	1 172 282	636 987	667 235
1 ORANGE JUICE	2 212 669	2 053 505	698 743	691 474	371 328	393 723
2 GRAPEFRUIT JUICE	134 014	132 973	41 324	39 265	21 986	22 304
3 JUICE, OTHER CITRUS FRUIT	167 051	153 347	42 365	37 003	22 491	21 103
9 JUICES, OTHER THAN CITRUS	2 993 198	2 744 666	415 204	404 540	221 182	230 105
061 SUGARS, MOLASSES, HONEY	10 397 565	10 397 063	829 185	726 520	441 145	414 109
1 SUGARS, BEET OR CANE, RAW	63 883	64 664	10 436	10 539	5 555	6 023
2 OTHER BEET, CANE SUGAR	2 002 011	1 324 570	281 814	179 729	149 829	101 933
5 MOLASSES	4 663 088	5 353 016	69 836	80 423	37 136	45 806
6 NATURAL HONEY	844 475	844 375	150 013	147 667	80 216	84 600
9 OTHER SUGARS	2 824 108	2 810 438	317 086	308 162	168 409	175 747
062 SUGAR CONFECTIONERY	626 902	589 102	316 786	295 389	168 333	168 115
1 FRUIT, ETC. PRSVD. BY SUGAR	86 951	87 285	33 124	31 607	17 565	17 591
2 SUGAR CONFECTIONERY	539 951	501 817	283 662	263 782	150 768	150 524
071 COFFEE, COFFEE SUBSTITUTE	6 931 158	6 595 081	3 558 767	3 445 450	1 892 418	1 958 809
1 COFFEE, NOT ROASTED	6 764 975	6 415 915	3 377 581	3 269 982	1 796 075	1 858 746
2 COFFEE, ROASTED	35 939	31 317	38 593	33 820	20 538	19 298
3 EXTRACTS, ETC. OF COFFEE	130 244	147 849	142 593	141 648	75 805	80 765
072 COCOA	3 183 001	2 797 250	1 047 430	1 104 144	558 964	630 386
1 COCOA BEANS	2 500 815	2 223 117	700 618	782 976	373 341	447 190
2 COCOA POWDER, UNSWEETENED	184 707	164 611	45 480	46 176	24 315	26 382
3 COCOA PASTE	39 687	36 259	12 858	12 494	6 850	7 165
4 COCOA BUTTER, FAT OR OIL	417 629	329 322	287 234	261 652	153 801	149 172
5 COCOA SHELLS, HUSKS, SKINS	40 163	43 941	1 240	846	657	477
073 CHOCOLATE, OTH. COCOA PREP	1 298 220	1 292 737	739 664	794 208	394 218	451 452
1 COCOA POWDER, SWEETENED	1 943	2 866	869	1 189	455	687
2 OTH. COCOA PREP. OVER 2KG.	372 262	356 046	173 799	173 026	92 591	98 439
3 OTH. COCOA PREP. LESS 2KG.	595 189	609 634	328 201	378 949	174 484	215 162
9 FOOD PREP. WITH COCOA, NES	328 826	324 191	236 795	241 044	126 688	137 164
074 TEA AND MATE	213 595	196 178	118 078	112 054	63 066	63 716
1 TEA	207 381	188 953	114 393	107 210	61 102	60 988
3 MATE; EXTRACTS, ETC. OF TEA	6 214	7 225	3 685	4 844	1 964	2 728
075 SPICES	444 318	412 129	214 653	222 180	114 555	126 367
1 PEPPER, DRY, CRUSHD, GROUND	253 300	225 631	119 791	134 031	64 018	76 251

4 IMPORTS AND EXPORTS (SPECIAL TRADE) BY GROUPS AND SUBGROUPS OF THE SITC-REV. III
4.1 IMPORTS

GROUP / SUBGROUP	1989 DT = 100 KG	1988	1989 1 000 DM	1988	1989 1 000 \$	1988
0752 SPICES, EX. PEPPER, PIMENTO	191 018	186 498	94 862	88 149	50 537	50 116
081 ANIMAL FEED STUFF	70 725 004	75 105 545	3 023 328	2 960 994	1 608 429	1 681 617
1 HAY, FODDER, GREEN OR DRY	9 605 358	10 403 675	262 699	277 130	140 112	158 190
2 BRAN, SHARPS, OTH. RESIDUES	563 464	525 675	15 461	13 944	8 227	7 905
3 OIL-CAKE, OILSEED RESIDUE	42 851 568	45 257 296	1 584 435	1 579 446	843 569	895 353
4 FLR. ETC. MEAT, FSH, AN. FEED	4 692 285	3 407 105	373 412	294 489	197 611	166 366
5 VEGETABLE RESIDUES, WASTE	9 522 622	12 381 962	278 969	345 448	148 180	197 222
9 FOOD WASTE, ANIMAL FEEDS	3 489 707	3 129 832	508 352	450 537	270 730	256 581
091 MARGARINE AND SHORTENING	210 174	149 317	32 500	24 064	17 364	13 735
098 EDIBLE PROD. PREPRTNS, NES	2 455 570	2 324 730	1 181 749	1 064 112	630 082	607 585
1 HOMOGENIZED FOOD PREPRTNS	26 826	25 877	5 869	5 790	3 152	3 293
4 SAUCE, SEASONING, CONDIMENT	644 570	607 378	184 285	169 261	98 297	96 735
5 SOUPS AND BROTHS	84 356	78 872	36 668	32 360	19 684	18 492
6 YEASTS	288 520	283 957	42 753	38 716	22 769	22 064
9 FOOD PREPARATIONS, NES	1 411 298	1 327 646	912 174	817 985	486 180	467 001
111 NON-ALCOHOL. BEVERAGE, NES	5 233 592	4 972 188	282 318	238 301	149 400	135 139
112 ALCOHOLIC BEVERAGES	11 532 186	11 662 892	3 081 895	2 877 510	1 649 050	1 642 385
1 WINE OF FRESH GRAPES	8 820 904	9 239 564	2 088 417	2 007 539	1 118 518	1 146 091
2 FERMENTED BEVERAGES, NES	64 788	51 498	14 556	11 813	7 701	6 700
3 BEER ETC. MADE FROM MALT	1 359 910	1 121 503	163 502	134 730	86 931	77 306
4 SPIRITS	1 286 584	1 250 327	815 420	723 428	435 900	412 288
121 TOBACCO, UNMANUFACTURED	1 244 837	1 168 297	907 165	866 794	483 248	493 169
1 TOBACCO, NOT STRIPPED, ETC	281 171	340 325	180 608	234 225	96 568	133 935
2 TOBACCO, STEMMED, STRIPPED	810 703	711 843	712 089	620 311	378 970	352 280
3 TOBACCO REFUSE	152 963	116 129	14 468	12 258	7 710	6 954
122 TOBACCO, MANUFACTURED	346 536	321 174	426 575	398 814	227 040	226 963
1 CIGARS, CHEROOT, CIGARILLO	4 216	4 270	41 203	38 592	21 927	21 977
2 CIGARETTES CONTG. TOBACCO	66 742	58 619	156 893	136 050	83 495	77 343
3 OTH. MANUFACTURED TOBACCO	275 578	258 285	228 479	224 172	121 618	127 643
211 HIDES, SKINS (EX. FURS), RAW	878 321	862 124	276 258	290 299	147 394	166 270
1 BOVINE, EQUINE HIDES, SKIN	538 712	524 807	183 781	188 649	98 139	108 232
2 WHOLE BOVIN. HIDE < 8KG DRY	78 203	82 633	32 557	35 998	17 373	20 582
4 GOAT, KID SKIN, EX. FURSKIN	3 004	3 927	4 443	4 672	2 355	2 658
6 SHEEP SKIN, EXCEPT. FURSKIN	60 662	73 321	22 628	28 978	12 020	16 540
7 SHEEP SKIN WITHOUT WOOL	12 869	15 872	16 500	20 112	8 808	11 495
9 HIDE, SKIN NES, LTHR. WASTE	184 871	161 564	16 349	11 890	8 699	6 763
212 FURSKINS, RAW	11 295	16 449	248 104	401 136	131 844	233 129
1 MINK SKINS, RAW, WHOLE	5 950	6 174	187 582	267 606	99 810	156 342
2 OTHER RAW FURSKINS	5 331	10 230	59 581	131 476	31 538	75 633
3 FUR PCS. ETC. FURRIER USE	14	45	941	2 054	496	1 154
222 OILSEED (SFT. FIX VEG. OIL)	41 826 754	47 195 273	2 817 255	2 954 115	1 504 216	1 687 453
1 GROUNDNUTS (PEANUTS)	970 065	816 535	138 488	100 558	74 375	57 011
2 SOYA BEANS	25 388 574	28 396 178	1 344 703	1 374 895	716 504	784 661
3 COTTON SEEDS	642	327	30	26	16	15
4 SUNFLOWER SEEDS	3 933 182	4 412 229	419 620	432 671	225 115	248 889
5 SESAME (SESAMUM) SEEDS	114 038	105 862	25 464	15 910	13 430	9 031
6 RAPE, COLZA, MUSTARD SEEDS	11 408 834	13 449 573	888 004	1 029 006	474 276	587 253
7 SAFFLOWER SEEDS	11 419	14 559	946	1 049	500	593
223 OILSEED (OTH. FIX. VEG. OIL)	2 626 290	2 782 382	193 379	157 654	103 628	89 504
1 COPRA	563 258	552 793	41 526	36 704	22 094	20 753
2 PALM NUTS, PALM KERNELS	4 172	4 556	901	868	484	511
4 LINSEED	1 702 687	1 736 212	109 138	72 749	58 461	41 237
5 CASTOR OIL SEEDS	222 799	339 111	20 314	21 754	11 134	12 388
7 OIL SEEDS, ETC. NES	105 421	129 059	17 956	22 911	9 575	13 112
9 FLOUR, MEAL, FROM OILSEEDS	27 953	20 651	3 544	2 668	1 880	1 503
231 NATURAL RUBBER, ETC.	2 437 691	2 260 599	481 626	477 347	255 675	271 704
1 NATURAL RUBBER LATEX	368 541	397 004	75 260	72 642	39 960	41 375
2 NATURAL RUBBER EXC. LATEX	2 068 978	1 863 057	406 319	404 548	215 689	230 243
3 OTHER NATURAL GUMS	172	538	47	157	26	86
232 SYNTHETIC RUBBER, ETC.	3 516 058	3 611 270	938 827	950 469	498 992	542 225
1 SYNTHETIC RUBBER	3 119 655	3 262 581	916 795	929 993	487 335	530 614
2 RECLMD. UNHD. RUBBER; WASTE	396 403	348 689	22 032	20 476	11 657	11 611
244 CORK, NATURAL, RAW; WASTE	73 020	60 664	15 164	8 168	8 090	4 633
245 FUEL WOOD, WOOD CHARCOAL	787 693	694 606	34 517	30 671	18 161	17 443
246 WOOD IN CHIPS, PARTICLES	7 954 640	7 111 268	46 319	44 812	24 655	25 543
1 WOOD IN CHIPS, PARTICLES	501 222	515 771	2 918	3 864	1 549	2 185
2 SANDUST, WOOD WASTE, SCRAP	7 453 418	6 595 497	43 401	40 948	23 106	23 358
247 WOOD ROUGH, ROUGH SQUARED	17 335 219	15 862 820	618 343	539 414	329 435	108 478
248 WOOD, SIMPLY WORKED	30 682 073	27 108 853	2 551 114	2 089 938	1 358 146	1 187 877
1 RAILWAY, TRAMWAY SLEEPERS	376 687	288 735	14 749	9 457	7 873	5 400
2 WOOD, CONIFER, SAWN	23 090 696	20 340 585	1 670 015	1 376 815	888 855	782 223

4 IMPORTS AND EXPORTS (SPECIAL TRADE) BY GROUPS AND SUBGROUPS OF THE SITC-REV. III
4.1 IMPORTS

GROUP / SUBGROUP	1989 DT = 100 KG	1988	1989 1 000 DM	1988	1989 1 000 \$	1988
2483 WOOD, CONIF, WORKED, SHAPED	734 407	372 202	97 079	58 911	51 763	33 522
4 WOOD, NON-CONIFER, SAWN	6 253 339	5 926 620	689 859	586 271	367 377	333 394
5 WOOD, NON-CONIF. WRKD, SHPD	226 944	180 711	79 412	58 484	42 278	33 338
251 PULP AND WASTE PAPER	43 812 196	41 593 254	5 438 265	4 290 712	2 893 098	2 437 993
1 WASTE, SCRAP PAPER, PBOARD	7 041 054	6 795 011	252 785	231 977	134 675	131 897
2 MECHANICAL WOOD PULP	935 847	800 236	77 491	57 656	41 267	32 666
3 CHEM. WOOD PULP, DISSOLVING	2 075 260	1 843 486	325 951	239 736	173 726	136 244
4 CHEM. WOOD PULP, SODA, UNBL	676 907	543 459	78 890	53 888	42 176	30 728
5 CHEM. WOOD PULP, SODA, BLCH	30 324 656	28 887 637	4 337 373	3 404 662	2 306 004	1 934 418
6 CHEM. WOOD PULP, SULPHITE	2 163 742	2 219 464	305 291	253 626	163 117	144 141
9 SEMI-CHEMICAL PULPS	594 730	503 961	60 484	49 127	32 133	27 899
261 SILK	23 289	12 079	169 200	32 410	90 035	18 444
263 COTTON	3 770 893	3 048 538	791 065	623 634	420 775	357 267
1 COTTON, NOT CARDED, COMBED	2 449 303	1 905 054	674 502	533 676	358 947	306 014
2 COTTON LINTERS	762 146	728 522	55 285	41 437	29 195	23 581
3 COTTON WASTE	558 246	412 886	59 977	46 069	31 931	26 257
4 COTTON, CARDED OR COMBED	1 198	2 076	1 301	2 452	702	1 415
264 JUTE, OTH. TEXTL. BAST FIBR	77 580	63 999	4 891	3 594	2 607	2 049
1 JUTE, TEXTL. BAST FIBR. RAW	38 467	25 400	2 307	1 407	1 230	800
9 OTHER JUTE ETC.	39 113	38 599	2 584	2 187	1 377	1 249
265 VEGETABLE TEXTILE FIBRES	220 024	191 896	29 563	24 198	15 735	13 812
1 FLAX, WASTE FLAX	30 109	32 481	10 601	10 917	5 639	6 264
2 TRUE HEMP, WASTE TRUE HMP	889	1 511	535	1 076	287	608
4 SISAL, AGAVE FIBRES, WASTE	39 149	20 534	4 921	1 730	2 613	981
5 ABACA, MANILA HEMP, WASTE	5 363	4 083	1 329	860	712	485
7 COCONUT FIBRE AND WASTE	141 648	129 579	10 884	8 112	5 788	4 613
8 VEG. TEXTILE FIBRES, NES	2 866	3 308	1 293	1 503	696	861
266 SYNTHETIC FIBRES	1 428 241	1 312 483	570 015	497 602	303 248	284 248
267 OTHER MAN-MADE FIBRES	1 041 118	987 960	307 491	251 811	163 835	143 259
1 ARTIFICIAL FIBR, SPINNING	639 374	583 536	259 212	207 126	138 111	117 795
2 WASTE, MAN-MADE FIBRES	401 744	404 424	48 275	44 685	25 724	25 464
268 WOOL, OTHER ANIMAL HAIR	1 096 699	1 103 696	1 487 252	1 369 939	792 514	782 393
1 WOOL, GREASY	564 005	552 900	777 640	732 683	414 619	418 477
2 OTHER WOOL, UNPROCESSED	185 092	206 290	144 062	150 774	76 671	86 083
3 FINE ANIMAL HAIR, UNPROCD	28 122	23 519	76 240	71 017	40 649	40 608
5 HORSEHAIR, CRSE. ANML. HAIR	31 027	30 667	17 589	17 698	9 383	10 084
6 WASTE WOOL, ANIMAL HAIR	39 323	43 758	20 748	21 858	11 053	12 492
7 WOOL, ANIMAL HAIR, CARDED	249 130	246 562	450 973	375 909	240 139	214 649
269 WORN CLOTHING, TEXTL. ARTL	283 902	315 035	27 223	26 630	14 485	15 174
272 FERTILIZERS, CRUDE	12 687 601	12 198 073	132 516	107 928	70 583	61 413
1 ANIMAL, VEG., FERTILIZERS	552 987	561 418	10 347	8 910	5 520	5 122
2 SODIUM NITRATE	52 949	58 088	2 548	2 763	1 358	1 570
3 NATURAL CALC. PHOSPHATES	12 081 000	11 575 694	119 583	96 207	63 686	54 694
4 CRUDE NATRL. POTASS. SALTS	665	1 873	38	48	19	27
273 STONE, SAND AND GRAVEL	142 546 881	144 480 495	462 306	419 256	245 506	237 651
1 BUILDING, DIMENSION STONE	5 615 977	6 094 727	159 664	156 216	84 563	88 569
2 GYPSUM, LIMESTONE ETC.	16 256 853	17 369 922	37 365	35 702	19 905	20 309
3 SANDS, NATRL. NOT MTL. BRNG	32 767 893	33 861 228	65 403	53 250	34 748	30 273
4 GRAVEL, CRUSHD. STONE, AGGR	87 906 158	87 154 618	199 874	174 088	106 290	98 500
274 SULPHUR, UNRSTD. IRON PYRS	1 965 101	3 354 196	39 200	46 332	20 924	26 199
1 SULPHUR, EXCLDNG. PURIFIED	1 313 341	1 761 865	31 160	32 760	16 666	18 549
2 IRON PYRITES, UNROASTED	651 760	1 592 331	8 040	13 572	4 258	7 650
277 NATURAL ABRASIVES, NES	715 874	662 555	162 466	122 074	86 592	69 416
1 INDUSTRIAL DIAMONDS	-	-	35 593	24 809	18 939	14 089
2 NATURAL ABRASIVES, NES	715 874	662 555	126 873	97 265	67 653	55 327
278 OTHER CRUDE MINERALS	74 934 188	73 416 973	1 437 616	1 211 829	764 357	688 962
281 IRON ORE, CONCENTRATES	472 828 938	452 717 998	2 500 090	2 059 392	1 331 450	1 169 710
282 FERROUS WASTE AND SCRAP	12 334 392	14 069 971	562 471	467 126	299 551	264 893
1 WASTE, SCRAP OF CAST IRON	1 126 341	1 370 466	23 331	23 591	12 424	13 423
2 WASTE, SCRAP, ALLOY STEEL	1 764 151	1 735 851	335 014	231 161	178 579	131 108
3 OTHR. FERROUS WASTE, SCRAP	9 443 900	10 963 654	204 126	212 374	108 548	120 362
283 COPPER ORES, CONCENTRATES	6 301 618	5 664 918	1 042 238	724 130	557 819	415 370
1 COPPER ORES, CONCENTRATES	6 216 188	5 536 001	1 008 909	683 984	540 146	392 348
2 COPPER MATTES, ETC.	85 430	128 917	33 329	40 146	17 673	23 022
284 NICKEL ORES, CONCTR, MATTE	121 370	146 726	240 048	241 192	12 658	136 338
1 NICKEL ORES, CONCENTRATES	2 018	884	114	300	59	163
2 NICKEL MATTES, SINTRS, ETC	119 352	145 842	239 934	240 892	127 599	136 175
285 ALUMINIUM ORE, CONCTR, ETC	39 128 947	34 286 503	845 783	498 355	448 697	282 643
1 ALUMINIUM ORE, CONCENTRAT	28 796 749	25 769 921	225 477	177 172	119 500	101 099

4 IMPORTS AND EXPORTS (SPECIAL TRADE) BY GROUPS AND SUBGROUPS OF THE SITC-REV. III
4.1 IMPORTS

GROUP / SUBGROUP	1989 DT = 100 KG	1988	1989 1 000 DM	1988	1989 1 000 \$	1988
2852 ALUMINA(ALUMINIUM OXIDE)	10 332 198	8 516 582	620 306	321 183	329 197	181 544
286 URANIUM, THORIUM ORES, ETC	-	-	-	-	-	-
1 URANIUM ORE, CONCENTRATES	-	-	-	-	-	-
2 THORIUM ORE, CONCENTRATES	-	-	-	-	-	-
287 ORE, CONCENTR. BASE METALS	22 711 889	21 801 324	1 184 721	845 504	627 495	479 209
288 NON-FERROUS WASTE, SCRAP	10 991 561	10 157 261	2 812 068	2 109 244	1 496 643	1 194 472
1 ASH, RESIDUES METALS NES	3 899 383	3 657 934	596 343	470 092	317 274	265 971
2 OTH. NON-FERR. METAL WASTE	7 092 178	6 499 327	2 215 725	1 639 152	1 179 369	928 501
289 PREC. METAL ORES, CONCENTRATES	74 666	43 917	480 519	391 888	256 605	223 142
1 PREC. METAL ORE, CONCENTRATES	40 480	19 286	31 157	31 849	16 549	18 415
2 PREC. METAL WASTE, SCRAP	34 186	24 631	449 362	360 039	240 056	204 727
291 CRUDE ANIMAL MATERIALS, NES	3 477 975	3 353 430	912 637	813 766	486 552	463 616
1 BONE, HORN, IVORY, CORAL, ETC	700 794	549 719	40 102	30 733	21 310	17 404
9 OTH. ANIMAL MATERIALS, NES	2 777 181	2 803 711	872 535	783 033	465 242	446 212
292 CRUDE VEG. MATERIALS, NES	7 005 057	6 444 170	3 532 820	3 389 337	1 885 531	1 943 821
321 COAL, NOT AGGLOMERATED	64 082 553	71 681 627	625 769	621 851	333 373	354 613
1 ANTHRACITE, NOT AGGLOMERATED	728 026	755 174	15 670	14 755	8 360	8 325
2 OTH. COAL, NOT AGGLOMERATED	63 354 527	70 926 453	610 099	607 096	325 013	346 288
322 BRIQUETTES, LIGNITE, PEAT	21 407 569	20 391 705	105 067	100 528	56 049	57 554
1 BRIQUETTES, COAL	8 644	37 499	264	1 098	139	627
2 LIGNITE	20 131 999	19 050 971	88 414	82 337	47 213	47 168
3 PEAT	1 266 926	1 303 235	16 389	17 093	8 697	9 759
325 COKE, SEMI-COKE, RET. CARBON	9 080 415	8 874 338	174 133	164 672	92 856	93 744
333 PETROLEUM OILS, CRUDE	663 268 998	720 369 508	17 046 361	14 830 263	9 077 713	8 441 883
334 PETROLEUM PRODUCTS	374 660 415	389 642 310	12 062 664	9 912 584	6 414 700	5 646 012
1 MOTOR GASOLINE, LIGHT OIL	138 626 441	127 864 803	4 883 127	3 675 343	2 646 459	2 095 617
2 KEROSENE, MEDIUM OILS	27 818 432	26 778 647	1 018 065	786 887	542 108	447 224
3 GAS OILS	152 951 675	173 899 390	4 708 375	4 248 470	2 507 786	2 418 013
4 FUEL OILS, NES	50 519 969	56 505 926	1 024 932	903 060	543 521	514 795
5 LUBRICANTS	4 743 898	4 593 544	328 165	298 824	174 826	170 363
335 RESIDUAL PETROL. PRODUCTS	39 792 406	37 620 097	1 206 379	996 094	640 647	566 596
1 PETROLEUM JELLY, WAX ETC	2 820 579	2 723 359	167 906	145 489	89 582	82 821
2 MINERAL TARS AND PRODUCTS	16 743 604	17 772 083	621 416	533 027	329 517	303 825
3 MINERAL TAR PITCH, P. COKE	1 243 872	1 001 062	39 362	33 730	20 935	19 285
4 PETROLEUM BITUMEN, COKE, ETC	18 984 351	16 123 593	377 695	283 848	200 613	160 665
342 LIQUEFIED PROPANE, BUTANE	6 853 839	5 694 810	187 837	141 987	100 840	81 742
1 PROPANE, LIQUEFIED	4 398 125	4 022 032	119 628	97 842	64 570	56 552
5 BUTANES, LIQUEFIED	2 455 714	1 672 778	68 209	44 145	36 270	25 190
343 NATURAL GAS	346 539 435	321 428 283	5 750 507	5 518 989	3 086 016	3 173 260
1 NATURAL GAS, LIQUEFIED	-	-	-	-	-	-
2 NATURAL GAS, GASEOUS	346 539 435	321 428 283	5 750 507	5 518 989	3 086 016	3 173 260
344 PETROLEUM GASES, NES	2 836 015	2 758 985	103 245	86 477	55 065	49 065
1 ETHYLENE, ETC., LIQUEFIED	2 732 681	2 702 435	98 434	83 910	52 485	47 629
2 GAS. HYDROCARBON, LIQ., NES	99 819	55 128	4 412	1 985	2 370	1 108
9 GAS. HYDROCARBON, GAS., NES	3 515	1 422	399	582	210	328
345 COAL GAS, WATER GAS, ETC.	-	-	-	-	-	-
351 ELECTRIC CURRENT, MWH	11 178 585	11 559 723	1 082 700	1 143 483	576 053	653 642
411 ANIMAL OILS AND FATS	3 607 828	3 197 212	222 737	226 872	118 301	128 870
1 FAT, OIL, FISH, MAR. MAMMALS	1 940 426	1 372 795	82 687	87 271	43 703	49 431
2 LARD; OTH. PIG, POULTRY FAT	114 834	91 108	9 517	8 194	5 087	4 648
3 ANIMAL OIL, FAT, GREASE, NES	1 552 568	1 733 309	130 533	131 407	69 511	74 791
421 FIXED VEG. FAT, OILS, SOFT	4 162 813	3 852 318	450 882	375 441	240 309	211 162
1 SOYA BEAN OIL, FRACTIONS	1 258 818	1 247 670	111 059	104 883	59 296	58 839
2 COTTON SEED OIL, FRACTIONS	11 842	10 462	1 431	1 177	765	673
3 GROUNDNUT OIL, FRACTIONS	211 306	199 227	30 374	20 382	16 311	11 410
4 OLIVE OIL ETC.	68 105	56 057	38 910	27 517	20 759	15 576
5 SUNFLOWER SEED OIL, ETC.	1 515 809	1 271 069	171 207	132 991	91 066	74 816
6 MAIZE (CORN) OIL, FRACTIONS	61 272	100 924	7 885	11 731	4 196	6 612
7 RAPE, COLZA, MUSTARD OIL	1 025 522	956 733	86 059	74 247	45 813	41 811
8 SESAME OIL, FRACTIONS	10 139	10 176	3 957	2 513	2 103	1 425
422 FIXED VEG. FAT, OILS, OTHER	6 441 376	5 462 232	661 401	510 795	352 787	289 982
1 LINSEED OIL, FRACTIONS	160 683	110 765	19 961	10 487	10 478	5 802
2 PALM OIL, FRACTIONS	2 810 748	2 299 050	245 432	196 295	131 002	111 223
3 COCONUT OIL, FRACTIONS	1 332 618	1 658 771	136 113	145 140	73 007	82 852
4 PALM KERNEL OIL, FRACTIONS	1 824 329	1 203 211	178 518	110 897	94 528	62 883
5 CASTOR OIL, FRACTIONS	236 098	125 307	45 500	22 149	24 252	12 546
9 OTH. FIXED VEG. FAT, EX. SOFT	76 900	65 128	35 877	25 827	19 120	14 676

4 IMPORTS AND EXPORTS (SPECIAL TRADE) BY GROUPS AND SUBGROUPS OF THE SITC-REV. III
4.1 IMPORTS

GROUP / SUBGROUP	1989 DT = 100 KG	1988	1989 1 000 DM	1988	1989 1 000 \$	1988
431 ANIMAL, VEG. FATS, OILS, NES	4 244 028	3 871 574	394 836	341 037	209 896	193 873
1 FAT, OIL, ANIMAL, VEG. PROCD	178 594	137 870	22 885	15 652	12 225	8 866
2 FAT, OIL, AN, VG, PRTLY, PROCD	544 215	400 361	72 079	51 006	38 380	28 932
3 FATTY ACID, ETC. FROM WAX	3 487 652	3 305 391	284 512	261 353	151 133	148 649
4 WAXES, ANIMAL, VEG. ORIGIN	33 567	27 952	15 360	13 026	8 158	7 426
511 HYDROCARBONS, NES, DERIVTS	29 018 015	28 097 435	2 982 968	2 466 346	1 585 004	1 406 946
1 ACYCLIC HYDROCARBONS	12 140 422	12 876 177	1 225 273	971 249	650 652	556 621
2 CYCLIC HYDROCARBONS	10 418 378	9 388 357	1 084 839	918 608	576 805	521 538
3 HALOGEN. DERV. HYDROCARBON	5 863 274	5 211 904	581 033	501 142	308 700	285 843
4 SULPH. ETC. DERV. HYDROCARB	595 941	620 997	91 823	75 347	48 847	42 944
512 ALCOHOL, PHENOL, ETC. DERIV	13 372 365	12 149 554	1 368 581	1 145 570	726 758	651 916
1 ACYCLIC MONOHYDRIC ALCHL	10 041 600	8 868 054	522 865	487 004	277 864	277 429
2 OTH. ACYCLIC ALCOHOL, DERV	2 134 361	2 143 826	446 269	315 212	236 587	178 747
3 CYCLIC ALCOHOLS, DERIVATS	41 339	68 963	59 146	51 148	31 355	29 066
4 PHENOLS, PHENOL-ALCH. DERV	1 155 065	1 068 711	340 301	292 206	180 952	166 674
513 CARBOXYLIC ACIDS, DERIVTS	8 045 394	7 105 603	1 780 865	1 485 248	946 372	846 335
514 NITROGEN-FUNCT. COMPOUNDS	6 268 671	5 729 928	3 238 755	2 935 412	1 725 405	1 671 537
515 ORGANO-INORGANIC COMPND	2 245 189	2 116 950	2 196 904	1 844 357	1 170 840	1 051 832
516 OTHER ORGANIC CHEMICALS	9 798 308	6 786 545	1 599 440	1 128 183	851 832	641 040
1 ETHER, ALCHL PEROXIDE, ETC	5 971 500	3 822 130	598 700	417 940	318 148	237 486
2 ALDEHYDE ETC FNCT CMPNDS	3 603 298	2 765 813	562 077	448 163	298 912	254 503
3 ESTRS, INORGANIC ACID, ETC	129 475	114 858	80 609	69 385	43 022	39 552
9 ORGANIC CHEMICALS, NES	94 035	83 744	358 054	192 695	191 750	109 499
522 INORGANIC CHEM. ELEMENTS	18 275 659	19 385 706	1 635 139	1 489 755	869 053	848 785
1 CARBON NES, CARBON BLACK	735 828	814 539	104 774	103 693	55 596	59 336
2 OTH. CHEMICAL ELEMENTS	2 978 483	3 187 615	510 628	487 049	271 449	277 631
3 INORGANIC ACID, OXIDE ETC	6 640 633	6 812 763	303 996	293 628	161 576	167 231
4 HALOG. SULPH. COMP. NON-MTL	153 316	159 827	20 077	21 835	10 689	12 469
5 ZINC, CHROM. IRON ETC. OXID	1 034 536	826 956	287 464	208 562	152 929	118 577
6 OTH. INORGAN. BASES, OXIDES	6 732 863	7 584 006	408 200	374 988	216 814	213 541
523 METAL. SALTS, INORGAN. ACID	9 453 228	9 075 754	652 262	616 188	347 281	351 008
1 FLUORIDES ETC.	211 272	204 934	38 233	33 488	20 399	19 057
2 CHLORIDE, BROMIDE, IODIDES	869 784	806 536	75 656	69 894	40 165	39 695
3 HYPOCHLORITES, ETC.	174 495	197 555	17 514	19 282	9 295	10 989
4 SULPHIDES, SULPHATES ETC.	1 881 961	1 720 235	97 051	82 095	51 584	46 767
5 NITRATES; NITRATES	185 019	199 719	15 818	15 717	8 413	8 955
6 PHOSPHATES, PHOSPHATE, ETC	1 086 097	1 187 151	96 203	100 377	51 198	57 253
7 CARBONATES, PERCARBONATES	2 492 751	2 391 147	130 752	107 068	69 710	60 830
8 OTH. METL. SALT, INORG. ACID	2 551 849	2 368 477	181 035	188 267	96 517	107 462
524 OTHER CHEMICAL COMPOUNDS	1 900 687	1 947 527	397 811	322 734	211 466	183 891
525 RADIO-ACTIVE MATERIALS	45 139	55 170	1 623 019	2 071 179	866 946	1 165 645
1 RADIO-ACTIVE CHEMICALS	18 739	26 421	1 553 660	1 996 635	830 114	1 123 183
9 STBL. ISOTOPE; RARE EARTHS	26 400	28 749	69 359	74 544	36 832	42 462
531 SYNTH. COLOURS, LAKES, ETC.	412 604	371 206	724 197	653 568	385 004	373 384
1 SYNTH. ORGANIC DYE STUFFS	341 453	302 041	635 668	563 846	338 047	322 156
2 SYNTH. BRIGHTENERS, LAKES	71 151	69 165	88 529	89 722	46 957	51 228
532 DYEING, TANNING MATERIALS	117 954	91 113	45 814	40 495	24 341	22 999
533 PIGMENTS, PAINTS, ETC.	4 735 819	4 989 754	1 687 713	1 435 596	897 671	817 257
1 OTHER COLOURING MATTER	1 339 205	1 161 365	571 641	473 249	304 043	269 360
2 PRINTING INK	110 598	97 028	113 309	91 178	60 332	51 928
4 PAINTS, VARNISHES ETC.	921 729	828 934	552 350	473 273	293 484	269 730
5 GLAZE, ENAMEL, DRIERS ETC.	2 364 287	2 902 427	450 413	397 896	239 812	226 239
541 MEDICINES, ETC. EXC. GRP542	274 331	271 709	2 159 645	1 979 531	1 150 686	1 128 533
1 PROVITAMINS, VITAMINS, ETC	91 163	81 683	330 781	299 048	176 745	170 561
3 ANTIBIOTICS, EXCEPT GRP542	39 586	41 145	425 120	413 831	226 679	236 125
4 VEG. ALKALOIDS, EXC. GRP542	11 877	9 954	161 388	180 094	85 774	102 752
5 HORMONES, ETC. EXCEPT GRP542	478	161	116 124	106 616	61 992	61 209
6 GLYCOSIDES; GLANDS ETC.	29 368	32 719	738 679	625 668	392 800	355 941
9 PHARM. GOODS, EXC. MEDICINETS	101 859	106 047	387 553	354 274	206 696	201 945
542 MEDICAMENTS	422 867	395 618	2 813 965	2 412 273	1 499 534	1 375 337
1 MEDICAMENTS, ANTIBIOTICS	27 432	23 695	296 479	245 357	157 974	139 481
2 MEDICAMENTS, HORMONES ETC	14 259	14 774	380 540	282 480	202 902	160 826
3 MEDICAMENTS, ALKALOID, ETC	9 594	16 904	100 726	101 292	53 606	57 559
9 MEDICAMENTS, NES	371 582	340 245	2 036 220	1 783 144	1 085 052	1 017 471
551 ESSENTL. OIL, PERFUME, FLAVR	243 233	234 940	487 636	464 116	259 217	264 340
553 PERFUMERY, COSMETICS, ETC.	653 052	571 224	1 285 324	1 122 452	683 739	638 929
1 PERFUMES, TOILET WATERS	68 921	65 533	350 503	323 778	186 492	183 726
2 COSMETICS, MAKE-UP ETC.	232 908	203 873	561 117	492 548	298 558	281 021
3 PREPARATIONS FOR HAIR	120 282	97 831	89 348	74 373	47 495	42 449
4 PREP. ORAL, DENTAL HYGIENE	50 456	41 488	59 009	49 741	31 411	28 450
5 TOILETRIES, ETC.	180 485	162 499	225 347	182 012	119 783	103 283

4 IMPORTS AND EXPORTS (SPECIAL TRADE) BY GROUPS AND SUBGROUPS OF THE SITC-REV. III
4.1 IMPORTS

GROUP / SUBGROUP	1985 DT = 100 KG	1988	1989 1 000 DM	1988	1989 1 000 \$	1988
554 SOAP, CLEANERS, POLISH, ETC	3 061 089	3 079 398	680 254	649 368	362 220	370 328
1 SOAP	154 990	157 381	66 879	64 389	35 632	36 549
2 DETERGENTS, EXCEPT SOAP	2 689 442	2 668 680	560 739	529 914	298 623	302 407
3 POLISHES, CREAMS, ETC.	216 657	253 337	52 636	55 065	27 965	31 372
562 FERTILIZER, EXCEPT GRP272	53 250 424	50 479 091	1 267 396	1 208 276	677 328	690 186
1 NITROGENOUS CHEM. FERTILZRS	26 444 335	24 605 475	547 616	527 731	292 085	299 329
2 PHOSPHATIC CHEM. FERTILZRS	6 586 451	5 637 435	93 775	80 448	49 622	45 249
3 POTASSIC CHEM. FERTILIZER	1 199 592	1 091 821	27 069	20 238	14 364	11 363
9 FERTILIZERS, NES	19 020 046	19 144 360	598 936	579 859	321 257	334 245
571 POLYMERS OF ETHYLENE	11 414 914	11 019 027	2 197 409	2 219 819	1 168 299	1 262 562
1 POLYETHYLENE	10 714 745	10 370 539	1 989 994	2 033 012	1 058 048	1 156 120
2 ETHYL-VINYL ACET. COPOLYM	390 806	376 494	101 241	94 105	53 809	53 610
9 OTH. POLYMERS OF ETHYLENE	309 363	271 994	106 174	92 702	56 442	52 832
572 POLYMERS OF STYRENE	4 595 095	4 569 841	1 298 852	1 262 679	690 717	720 136
1 POLYSTYRENE	3 001 957	2 995 980	720 345	698 952	383 217	398 613
9 OTHER STYRENE POLYMERS	1 593 138	1 573 861	578 507	563 727	307 500	321 523
573 POLYMERS, VINYL CHLORIDE	4 703 686	4 292 015	1 025 151	893 768	545 088	508 901
1 POLYVINYL CHLORIDE	4 343 934	4 016 671	766 314	677 471	407 383	385 626
9 OTH. VINYL CHLD. COPOLYMER	359 752	275 344	258 837	216 297	137 705	123 275
574 POLYACETAL, POLYCARBONATE	4 088 820	3 373 617	1 763 458	1 413 398	937 083	805 765
1 POLYACETAL, OTH. POLYETHRS	1 720 304	1 556 586	568 255	501 680	302 161	286 247
2 EPOXIDE RESINS	441 584	410 316	254 568	215 383	135 483	122 565
3 POLYCARBONATES, ETC.	1 926 932	1 406 715	940 635	696 335	499 439	396 953
575 OTH. PLASTIC, PRIMARY FORM	13 559 584	12 114 599	3 762 913	3 348 932	2 001 710	1 908 672
1 PROPYLENE POLYMERS ETC.	5 012 410	4 429 899	980 620	893 704	521 891	509 555
2 ACRYLIC POLYMERS	1 252 152	952 483	451 220	343 573	239 841	195 376
3 POLYAMIDES	1 796 893	1 682 787	802 085	734 490	426 781	419 262
4 AMINO, PHENOLIC RESIN ETC	3 662 123	3 353 758	555 785	488 410	296 040	278 525
5 CELLULOSE ETC. NES	382 272	381 826	223 904	207 400	119 129	117 855
9 PLASTICS, NES	1 453 734	1 313 846	748 299	681 355	398 028	388 099
579 PLASTIC WASTE, SCRAP ETC	573 710	521 265	69 110	58 351	36 834	33 140
1 WASTE, ETHYLENE POLYMERS	131 156	111 759	12 603	8 569	6 705	4 872
2 WASTE, STYRENE POLYMERS	35 865	30 697	5 792	4 006	3 084	2 281
3 WASTE, VINYL CHLORIDE POL	182 185	140 153	13 179	9 346	7 004	5 315
9 OTH. PLASTIC WASTE, SCRAP	224 504	238 656	37 536	36 430	20 041	20 672
581 PLASTIC TUBE, PIPE, HOSE	516 122	412 979	479 005	394 433	254 731	224 501
1 ARTIFIC. SAUSAGE CASINGS	19 276	17 983	52 121	46 212	27 777	26 288
2 TUBES, PIPES, HOSES, RIGID	181 220	120 674	122 747	90 427	65 289	51 537
3 FLEXIBLE TUBE, PIPE, HOSES	15 165	11 115	16 803	13 595	8 930	7 711
4 TUBE, NOT REINF. NO FITTINGS	173 684	157 288	121 680	107 993	64 741	61 404
5 TUBE, NOT REINF., FITTINGS	9 319	8 487	11 157	8 935	5 932	5 088
6 OTH. TUBES, PIPES, HOSES	42 493	34 596	46 647	36 361	24 800	20 710
7 FITTINGS FOR TUBE, PLASTIC	74 965	62 894	107 850	90 910	57 262	51 763
582 PLASTIC PLATE, SHEETS, ETC	5 017 069	4 520 870	3 299 500	2 937 114	1 754 955	1 673 220
1 PLSTC SHEET ETC. SELF-ADH	557 230	525 820	511 441	457 087	271 698	260 615
2 OTH. PLATE, SHEET, ETC.	3 377 690	3 081 558	2 016 222	1 830 414	1 072 834	1 042 648
9 OTH. PLATES, ETC. PLASTIC	1 082 149	913 492	771 837	649 613	410 423	369 957
583 MONOFILAMENT OF PLASTICS	204 915	197 457	124 125	118 634	65 979	67 741
1 MONOFILAMENT, OF ETHYLENE	6 869	6 800	7 005	6 480	3 729	3 698
2 MONOFILAMENT, VINYL CHLRO	131 646	130 927	63 397	63 805	33 697	36 519
9 MONOFILAMENT, OTH. PLASTIC	66 400	59 730	53 723	48 349	28 553	27 524
591 INSECTICIDES, ETC.	638 529	546 214	732 405	629 875	393 030	364 287
1 INSECTICIDES, RETAIL SALE	61 169	48 627	97 481	77 754	52 120	45 193
2 FUNGICIDES, RETAIL SALE	169 983	153 130	235 410	209 878	127 225	122 012
3 HERBICIDES, RETAIL SALE	296 358	264 437	322 992	273 968	173 155	158 290
4 DISINFECTANT, ETC. RETAIL	111 019	80 020	76 522	68 275	40 530	38 792
592 STARCHES, INULIN, ETC.	3 147 081	3 016 798	817 692	733 823	434 852	417 279
1 STARCHES, INULIN, GLUTEN	1 366 555	1 288 194	124 051	110 076	65 742	62 838
2 ALBUMINOIDAL SUBSTS. ETC	1 780 526	1 728 604	693 641	623 747	369 110	354 441
593 EXPLOSIVES, PYROTECHNICS	152 592	125 090	134 670	118 332	72 098	67 005
1 PROPELLNT, PRPD. EXPLOSIVE	45 095	48 780	53 126	61 035	28 350	34 960
2 DETONATORS, FUSES ETC.	4 082	2 670	33 554	20 957	17 968	11 831
3 FIREWORKS, FLARES, ETC.	103 415	73 640	47 990	36 340	25 780	20 214
597 PREPRD ADDITIVES, LIQUIDS	1 848 145	1 945 153	549 648	497 035	292 460	282 292
598 MISC. CHEMICAL PRODTS. NES	16 518 129	13 466 067	2 819 342	2 523 327	1 498 950	1 438 036
1 WOOD-, RESIN-BASE CHEM. PR	1 565 646	1 633 983	188 106	173 387	99 932	98 911
3 ARTIFICIAL, PREPARED WAXS	230 909	223 839	76 874	66 081	40 907	37 675
4 MIXED ALKYL BENZS. ETC. NES	355 494	307 237	44 534	37 973	23 664	21 639
5 CHEM. ELMENTS FOR ELECTRONC	1 097	873	139 704	115 925	74 200	66 020
6 ORGANIC CHEM. PRODCTS, NES	1 265 559	1 096 686	532 163	490 608	283 005	279 151
8 CATALYSTS, ETC. NES	244 856	188 983	419 625	353 732	223 206	200 900
9 CHEM. PRODUCTS ETC. NES	12 854 568	10 014 466	1 418 336	1 285 621	754 036	733 700
600 CPL IND PLANT CHAP 69-76	-	-	-	-	-	-

4 IMPORTS AND EXPORTS (SPECIAL TRADE) BY GROUPS AND SUBGROUPS OF THE SITC-REV. III
4.1 IMPORTS

GROUP / SUBGROUP	1989 DT = 100 KG	1988	1989 1 000 DM	1988	1989 1 000 \$	1988
6535 FABRIC,ARTIF.FILMNT YARN	76 634	61 984	296 421	225 224	158 828	128 258
2 FABRIC,85%+ART. STPL.FIBR	237 271	162 626	419 972	264 243	223 970	150 174
8 FABRIC,85%+ART. STPL.FIBR	194 912	165 705	501 772	392 555	268 480	223 454
9 PILE,CHNLE.FABRC,M-MADE	59 254	50 585	133 738	109 748	71 307	62 824
654 OTH.TEXTILE FABRIC,WOVEN	525 164	516 928	1 734 009	1 622 195	922 089	928 442
1 FABRIC,OF SILK,SILK WSTE	18 713	19 713	330 512	270 407	176 702	154 878
2 FABRIC85%+WOOL,FINE HAIR	115 082	105 901	655 876	607 986	347 593	348 750
3 FABRIC,WOOL,FNE.HAIR,NES	99 232	103 659	338 098	329 764	178 424	188 124
4 FABRICS,WOVEN, OF FLAX	36 349	44 808	162 212	191 823	87 657	110 039
5 FABRIC,WVN.JUTE,OTH.TXTL	44 179	43 977	10 636	10 898	5 685	6 214
6 FABRIC,WOVEN GLASS FIBRE	203 414	193 544	220 987	197 309	117 629	112 402
9 FABRICS,WOVEN, NES	8 195	5 316	15 688	14 008	8 399	8 035
655 KNIT,CROCHET.FABRIC NES	288 695	261 004	656 920	591 207	350 381	337 293
1 PILE FABRIC,KNIT,CROCHET	106 018	97 416	177 006	161 192	94 271	91 691
2 OTH.KNIT.CROCHET.FABRICS	182 677	163 588	479 914	430 015	256 110	245 602
656 TULLE,LACE,EMBROIDRY.ETC	106 052	94 595	431 727	387 330	229 867	221 549
1 NARROW FABRIC,WOVEN,OTHR	52 461	42 033	114 780	97 182	61 077	55 529
2 LABELS,BADGE ETC.NOT EMB	1 731	1 742	14 289	10 728	7 588	6 133
3 GIMPED YARN, ETC.	37 423	36 165	86 668	81 834	46 154	46 888
4 TULLES,NET FABRIC, LACE	1 903	2 209	27 445	24 779	14 618	14 102
5 EMBROIDERY	12 534	12 446	188 545	172 807	100 430	98 897
657 SPECIAL YARN,TXTL.FABRIC	1 485 540	1 324 306	1 567 277	1 407 858	834 284	803 354
1 FELT	154 985	134 022	82 076	67 399	43 644	38 372
2 NONWOVEN FABRICS NES	462 843	377 620	441 428	378 378	234 843	215 635
3 COATED,IMPRGTD TXTLS,NES	300 238	267 522	439 410	416 644	234 148	238 225
4 QUILTED TEXTILE PRODUCTS	1 353	1 826	3 425	3 387	1 817	1 997
5 TWINE,CORDAGE,ETC. PROCTS	238 302	288 810	78 092	84 341	41 304	48 247
6 HAT-SHAPES,FORMS,BODIES	402	407	2 906	2 923	1 547	1 665
7 WADDING,ETC.MACHINE USE	179 145	148 646	371 639	335 013	197 772	191 020
8 RUBBR,TXTL.YARN,CORD ETC	4 905	6 314	5 314	6 375	2 814	3 646
9 SPECIAL TEXTILE PRODUCTS	123 367	99 139	142 987	113 398	76 395	64 607
658 TEXTILE ARTICLES NES	986 427	940 796	1 397 882	1 285 351	745 355	732 491
0 CPL IND PLANT CHAPTER 63	-	-	-	-	-	-
1 SACKS,BAGS,TXTL.MATERIAL	194 269	202 676	77 192	72 003	41 097	40 941
2 TARPULINS,SAILS,AWNINGS	101 929	113 689	123 699	136 160	65 602	78 697
3 BLANKETS,TRAVELLING RUGS	36 080	33 857	42 269	40 433	22 574	22 908
4 HOUSEHOLD LINENS	504 405	465 159	838 159	767 380	447 402	436 905
5 CURTAINS,OTH.FURNISHINGS	50 779	46 770	129 965	113 269	69 331	64 468
6 MADE-UP ARTICLES,TXTL,NES	98 965	78 645	186 598	156 106	99 349	88 572
659 FLOOP COVERINGS, ETC.	2 640 250	2 387 254	2 871 014	2 580 107	1 530 933	1 472 095
1 LINOLEUM ETC.	24 508	15 441	9 245	5 973	4 927	3 396
2 CARPETS ETC.KNOTTED	312 038	301 354	1 412 159	1 252 787	753 085	714 077
3 HAND-WOVEN RUGS	12 109	12 360	18 854	19 995	10 058	11 445
4 CARPETS ETC.TUFTED	1 664 884	1 458 609	1 005 719	885 374	536 771	505 802
5 CARPETS,ETC.WOVEN	305 097	324 835	277 825	284 350	148 239	162 143
6 CARPETS,ETC.NES	321 614	274 655	146 212	131 628	77 853	75 236
660 CPL IND PLANT CHAPTER 68	-	-	-	-	-	-
661 LIME,CEMENT,CONSTR.MATRL	35 774 574	32 530 955	1 197 011	1 070 588	635 316	606 873
1 QUICKLIME ETC.EXCL.522.6	5 267 476	4 596 688	58 302	48 716	31 106	27 709
2 PORTLAND CEMENT, ETC.	17 089 060	15 237 821	132 633	176 341	102 192	99 844
3 BUILDING STONE,WORKD.ETC	11 670 868	11 215 117	793 300	711 243	421 180	403 421
8 ASBESTOS-CEMNT.MATRL.ETC	1 747 170	1 481 329	152 776	134 288	80 838	75 899
662 CLAY,REFRCT.CONSTR.MATRL	21 952 769	18 639 384	1 506 466	1 300 458	801 276	740 030
663 MINERAL MANUFACTURES,NES	11 869 552	9 873 799	1 461 956	1 318 379	777 466	750 686
1 MILL,GRINDSTONES,ETC.	106 233	98 568	216 599	195 372	115 207	111 308
2 ABRASIVE CLOTHS,ETC.	143 108	135 703	183 553	161 520	97 609	92 023
3 NON-CERAMIC MINERAL MANF	8 744 394	7 082 640	402 754	355 457	214 283	202 054
5 MINERL.INSULAT.PROD.NES	2 375 803	2 039 715	251 644	219 789	133 709	125 064
7 REFRACTORY CERAMIC GOODS	102 761	84 454	78 454	65 040	41 846	36 913
8 ASBESTOS MANF.FRICT.MTRL	143 384	157 613	208 967	208 633	110 960	119 203
9 ARTCLS.CERAMIC MATRL,NES	253 869	275 106	119 985	112 568	63 852	64 121
664 GLASS	8 114 632	7 555 001	1 464 218	1 288 304	778 465	733 810
1 GLASS,BULK,UNWRKD,WASTE	1 049 746	967 738	74 361	65 577	39 566	37 303
3 DRAWN,BLOWN GLASS,SHEETS	762 799	671 159	54 506	48 812	28 212	27 913
4 FLOAT,GROUND,PLSHD.GLASS	4 158 286	4 039 251	402 038	364 766	213 281	207 687
5 CAST,ROLLED GLASS,SHEETS	285 094	269 241	38 154	35 094	20 368	19 933
7 SAFETY GLASS	845 807	697 892	414 888	349 640	220 639	199 355
8 GLASS MIRRORS	228 089	200 427	122 912	101 837	65 402	57 998
9 GLASS, NES	784 811	709 293	356 959	322 578	189 997	183 621
665 GLASSWARE	4 989 097	4 331 697	1 002 048	923 226	533 845	526 458
1 CONTAINERS, OF GLASS	3 630 197	3 051 867	312 183	267 104	166 308	151 963
2 GLASSWARE,HOUSEHOLD ETC.	1 176 869	1 122 899	505 346	472 853	269 273	270 008
9 GLASS ARTICLES, NES	182 031	156 941	184 519	183 269	98 264	104 487
666 POTTERY	1 060 496	1 029 173	616 398	579 267	328 353	329 977
1 CERAMIC HOUSEHOLD ARTCLS	641 223	631 448	357 705	340 929	190 553	194 128
2 ORNAMENTAL CERAMIC ARTCL	419 273	397 725	258 693	238 338	137 800	135 849
667 PEARLS,PRECIOUS STONES	12 735	11 909	1 007 390	790 460	535 974	450 329
1 PEARLS	106	119	71 304	63 360	37 827	35 997
2 DIAMONDS.EXCL.INDUSTRIAL	-	-	665 989	530 399	354 534	302 117

4 IMPORTS AND EXPORTS (SPECIAL TRADE) BY GROUPS AND SUBGROUPS OF THE SITC-REV. III
4.1 IMPORTS

GROUP / SUBGROUP	1989 DT = 100 KG	1988	1989 1 000 DM	1988	1989 1 000 \$	1988
611 LEATHER	382 195	362 835	1 407 672	1 452 294	749 258	831 870
612 MANUFACT. LEATHER ETC. NES	34 816	32 591	64 876	55 888	34 524	31 783
1 LEATHER BELTING ETC.	242	515	1 826	2 263	959	1 305
2 SADDLERY AND HARNESS	10 461	9 877	31 468	26 070	16 787	14 799
9 OTH. LEATHER ARTICLES NES	24 113	22 199	31 582	27 555	16 778	15 679
613 FURSKINS, TANNED, DRESSED	17 394	19 374	151 308	227 561	80 315	130 281
1 WHOLE FURS, NOT ASSEMBLED	10 350	9 779	86 734	127 729	46 001	73 236
2 HEADS, TAILS, PAWS ETC.	2 934	3 227	957	1 021	500	578
3 WHOLE FURS ETC. ASSEMBLED	4 110	6 368	63 617	98 811	33 814	56 467
621 MATERIALS OF RUBBER	1 320 213	1 196 008	783 873	720 476	416 963	410 654
1 COMPOUNDED RUBBER, UNVULC	633 385	565 945	221 264	200 311	117 619	114 137
2 OTH. FORMS UNVULC. RUBBER	62 859	43 375	35 701	29 275	18 951	16 728
3 VULCANIZED RUBBER	335 071	321 553	236 527	234 172	125 794	133 250
4 VULC. RUBBER TUBES, PIPES	288 898	256 135	290 381	256 718	154 599	146 539
625 RUBBER TYRES, TUBES, ETC.	4 704 533	4 455 996	3 022 307	2 861 319	1 606 933	1 630 136
1 TYRES, PNEUMATIC, NEW, CAR	1 996 480	1 978 469	1 569 895	1 536 406	834 565	874 061
2 TYRES, PNEUMATIC, NEW, BUS	1 134 344	1 051 179	792 993	729 886	421 758	416 430
3 TYRES, PNEUM. NEW, AIRCRAFT	4 986	3 179	8 082	5 132	4 303	2 904
4 TYRES, PNEUM. NEW, CYCLES	106 613	102 187	77 378	72 450	41 084	41 415
5 OTHER PNEUMATIC TYRES	620 648	543 056	354 118	309 084	188 228	176 723
9 OTHER TYRES, TUBES ETC.	841 462	777 926	219 841	208 361	116 995	118 603
629 ARTICLES OF RUBBER, NES	637 062	601 582	1 045 547	943 119	556 591	538 122
1 HYGIENIC, PHARM. RUBBR. ART	24 676	26 816	51 353	53 784	27 369	30 721
2 VULC. RUBBER BELTING	128 125	123 052	193 980	176 466	103 220	100 690
9 HARD RUBBER ETC., NES	484 261	451 714	800 214	712 869	426 002	406 711
633 CORK MANUFACTURES	165 349	158 538	170 026	120 961	90 529	69 171
1 ARTICLES OF NATURAL CORK	50 589	43 528	100 859	71 312	53 654	40 836
2 AGGLMRD. CORK, CORK ARTCL	114 760	115 010	69 167	49 649	36 875	28 335
634 VENEERS, PLYWOOD, ETC.	15 284 926	13 877 121	1 730 664	1 519 036	921 322	867 177
1 VENEER, PLYWOOD SHEETS	1 029 036	891 979	434 240	367 798	230 864	209 551
2 DENSIFIED, RECONSTIT. WOOD	8 144 565	7 365 010	462 851	418 927	246 307	239 154
3 PLYWOOD, SOLELY OF WOOD	2 926 303	2 471 837	458 173	385 083	244 473	219 911
4 OTH. PLYWOOD, VENRD. PANELS	999 296	1 014 982	220 144	195 351	117 183	111 815
5 FIBREBOARD	2 067 332	2 025 403	149 339	146 006	79 349	83 391
9 WOOD, SIMPLY SHAPED, NES	118 394	107 910	5 917	5 871	3 146	3 355
635 WOOD MANUFACTURES, NES	5 458 599	4 546 276	1 216 758	1 002 741	647 293	570 337
1 PACKINGS, PALLETES ETC.	2 484 197	2 063 908	155 250	116 827	82 502	66 397
2 CASKS, BARRELS, ETC. STAVES	13 663	17 502	3 191	3 918	1 701	2 238
3 BUILDERS. JOINERY, WOOD ETC	1 368 821	1 198 597	584 404	493 729	310 983	280 674
4 WOOD, DOMEST. USE EX. FURNIT	238 826	235 198	220 574	198 064	117 406	112 488
9 MANUFACT. ARTCL. WOOD, NES	1 953 092	1 031 071	253 399	190 203	134 701	108 540
641 PAPER AND PAPERBOARD	58 559 614	55 724 661	9 288 038	8 505 833	4 940 093	4 846 096
1 NEWSPRINT, ROLLS, SHEETS	10 643 888	9 993 735	1 222 950	1 131 110	649 715	644 427
2 PAPER, PAPERBD, UNCOATED	11 019 435	9 949 477	1 809 617	1 546 876	962 462	882 533
3 PAPER, PAPERBD, COATED, ETC	10 132 232	10 302 813	2 266 660	2 235 360	1 206 095	1 273 339
4 KRAFT PAPER, BRD, UNCOATED	9 860 498	9 921 817	1 232 637	1 158 987	655 408	659 705
5 PAPER, PAPERBD, UNCTD, BULK	8 311 814	7 789 091	857 891	764 615	456 722	435 236
6 PAPER, PAPERBD, CORRGE, ETC	1 360 127	1 530 568	284 358	304 123	151 211	173 048
7 PAPER, PAPERBD, COATED NES	6 278 684	5 494 243	1 422 741	1 204 847	756 687	686 545
9 CONVRTD. PAPER, PPRBD, NES	952 936	742 917	191 184	159 915	101 793	91 265
642 PAPER, PAPERBOARD, CUT ETC	6 904 551	6 185 162	2 113 977	1 786 567	1 125 608	1 017 534
1 CONTAINERS, ETC. OF PAPER	1 852 140	1 571 947	517 585	420 117	275 511	239 221
2 STATIONERY, ETC.	52 694	56 870	31 706	33 627	16 906	19 128
3 REGISTERS, ACCT. BOOKS, ETC	255 337	239 075	150 321	131 666	80 209	74 894
4 PAPER, PAPERBOARD, CUT, NES	2 595 434	2 276 223	632 214	519 599	336 443	295 830
9 ARTCLS, PULP, PAPER, BRD NES	2 148 946	2 041 047	782 151	681 558	416 539	388 461
651 TEXTILE YARN	4 611 164	4 281 659	4 042 971	3 758 017	2 152 207	2 147 479
1 YARN, OF WOOL, ANIMAL HAIR	144 904	142 316	423 808	414 756	225 679	237 050
2 COTTON SEWING THREAD	4 939	5 313	10 243	11 684	5 457	6 718
3 COTTON YARN, EXCL. THREAD	1 375 370	1 316 342	1 018 809	1 009 008	542 943	578 430
4 THREAD OF MAN-MADE FIBRE	16 964	19 973	39 613	40 914	21 063	23 303
5 SYNTH. FILAMENT YARN, BULK	432 126	355 818	395 769	314 836	210 413	179 832
6 OTH. SYNTH. FILAMENT YARN	613 173	560 664	651 278	560 660	346 732	319 744
7 ARTIF. FILAMENT YARN, NES	288 135	231 532	324 528	247 217	172 745	140 995
8 YARN, STAPLE FIBRES, ETC.	649 960	714 634	666 653	737 567	354 642	421 580
9 YARN, TEXTILE FIBRES, NES	1 085 593	935 067	512 270	421 375	272 533	239 826
652 COTTON FABRICS, WOVEN	963 931	845 194	1 527 215	1 378 035	815 676	789 491
1 COTTON GAUZE, ETC. WOVEN	32 983	28 420	55 163	47 991	29 355	27 549
2 COTTON FABRIC, WVN, UNBLCH	499 001	432 678	430 586	386 138	230 019	221 502
3 OTH85%+COTTN. FABRIC<200G	199 167	190 203	557 461	520 632	298 311	298 023
4 OTH85%+COTTN. FABRIC<200G+	158 996	131 361	253 671	218 408	135 194	125 141
5 OTH<85% COTTN. FABRIC<200G	36 237	31 646	107 074	97 988	57 152	56 067
6 OTH<85% COTTN. FABRIC<200G+	24 398	15 969	78 061	52 824	41 501	30 174
9 OTH. WOVEN FABRICS, COTTON	13 149	14 917	45 199	54 054	24 204	31 035
653 FABRICS, MAN-MADE FIBRES	1 138 633	954 877	2 692 075	2 165 229	1 436 229	1 234 355
1 FABRIC, SYNTH. FILMNT. YARN	266 745	224 576	643 149	537 414	342 674	306 200
2 FABRIC, 85%+SYN. STPL. FIBR	77 590	64 891	219 054	175 513	116 559	100 052
3 FABRIC<85%SYN. STP. FBR+CTN	131 895	133 184	190 882	189 973	101 713	109 140
4 FABRIC<85%SYN. STP. FBR+UTHR	94 532	91 326	287 087	270 559	152 698	154 213

4 IMPORTS AND EXPORTS (SPECIAL TRADE) BY GROUPS AND SUBGROUPS OF THE SITC-REV. III
4.1 IMPORTS

GROUP / SUBGROUP	1989 DT = 100 KG	1988	1989 1 000 DM	1988	1989 1 000 \$	1988
6673 PRECIOUS, SEMIPREC. STONES 4 SYNTH. ETC. PREC. STONES	12 239 390	11 459 331	233 028 37 069	164 574 32 127	123 914 19 699	93 889 18 326
671 PIG IRON, SPIEGELEISN, ETC	13 175 827	12 436 118	2 548 134	1 862 813	1 354 217	1 055 560
672 INGOTS ETC. IRON OR STEEL	12 134 546	11 288 780	1 975 230	1 385 811	1 048 957	788 017
673 FLAT-ROLLED IRON ETC.	46 605 790	44 106 386	4 111 553	3 623 246	2 186 231	2 070 449
1 FLAT, HOT-ROLLED, PROD. IRON	4 468 633	4 833 708	378 907	362 680	201 016	207 620
2 FLAT, HOT-ROLLED, PROD. IRON	25 853 651	23 471 244	2 076 603	1 713 379	1 104 539	979 144
3 FLAT, COLD-ROLLED, PROD. IRON	1 328 697	1 693 118	150 665	169 493	80 017	96 984
4 FLAT, COLD-ROLLED, PROD. IRON	14 697 371	13 841 235	1 452 735	1 325 956	772 650	759 540
5 FLAT-ROLLED, PROD. IRON NES	257 438	267 081	52 643	47 738	28 009	27 161
674 FLAT-ROLLED PLATED IRON	12 463 259	11 761 945	1 656 285	1 474 729	881 882	840 148
1 FLAT-ROLLED, IRON, ZINC PLT	8 568 871	8 093 786	1 044 619	908 703	556 815	517 787
2 FLAT-ROLLED, IRON, TIN PLTD	1 753 444	1 872 165	278 011	306 378	147 706	174 452
3 FLAT-ROLLED, IRON, PNTD, ETC	717 719	536 324	122 226	83 653	65 019	47 530
4 FLAT-ROLLED, IRON 600+MM, PLT	1 172 730	1 034 062	168 002	138 446	89 283	78 873
5 FLAT-ROLLED, IRON 600+MM, PLT	250 495	225 608	43 427	37 549	23 059	21 506
675 FLAT-ROLLED, ALLOY STEEL	4 681 848	4 794 627	1 929 220	1 666 656	1 023 874	945 950
1 FLAT-ROLLED, SILC-ELEC. STL	696 061	654 477	137 608	120 343	73 247	68 618
2 FLAT-ROLLED, HI-SPEED STL	13 086	12 516	16 126	13 140	8 547	7 529
3 FLAT, HOT-ROLLED, S. STEEL	914 675	1 280 461	498 135	505 580	264 128	284 736
4 FLAT, HOT-ROLLED, ALLOY STL	1 280 655	981 752	190 150	137 336	101 284	78 588
5 FLAT, COLD-ROLLED, S. STEEL	1 590 504	1 609 021	939 584	758 473	498 154	431 274
6 FLAT, COLD-ROLLED, ALLOY STL	69 943	55 589	65 670	45 088	34 886	25 688
7 FLAT-ROLLED, ALLOY STL NES	116 924	200 811	81 947	86 696	43 628	49 517
676 IRON, STL, BAR, SHAPES ETC.	45 599 464	44 793 228	4 821 215	3 763 494	2 564 557	2 142 823
1 BAR, ROD IRON, HOT-FD, COIL	12 974 812	11 037 574	1 155 160	857 649	614 072	487 565
2 BAR, ROD IRON, STL, HOT-FD	18 190 904	17 302 564	1 559 221	1 296 293	828 783	737 565
3 BAR, ROD IRON, STL, COLD-FD	2 769 506	2 266 852	589 710	410 442	313 744	233 739
4 OTH. BAR, ROD IRON, STEEL	952 217	804 657	221 877	159 001	117 985	90 729
8 ANGLES, SHAPED, IRON, STEEL	14 711 925	13 391 581	1 295 247	1 040 109	689 973	553 225
677 RAILWAY TRACK IRON, STEEL	416 558	249 670	36 278	20 577	19 291	11 721
678 WIRE OF IRON OR STEEL	3 652 923	3 710 763	686 289	599 480	365 057	342 126
1 WIRE, IRON, NON-ALLOY STL	3 112 965	3 158 556	406 960	369 649	216 510	210 929
2 WIRE, S. STL, OTH. ALLOY STL	539 958	552 207	279 329	229 831	148 547	131 197
679 TUBES, PIPES, ETC. IRON, STL	11 808 420	11 083 662	2 420 829	2 005 703	1 287 875	1 142 138
1 TUBE, ETC. SEAMLESS, IRON, STL	3 226 134	2 909 252	769 894	588 832	409 843	335 061
3 OTH. TUBE, D406.4MM+, IF, ST	355 310	279 881	38 244	33 847	20 339	19 229
4 OTH. TUBE, PIPE, IRON, STEEL	431 654	7 148 395	1 163 675	1 003 806	618 853	571 970
5 TUBE, PIPE, FITTINGS, IRON, STL	795 322	749 134	449 016	379 218	238 840	215 878
681 SILVER, PLATINUM, ETC.	21 307	14 390	1 607 784	1 354 481	854 033	776 146
1 SILVER	20 849	13 920	685 779	491 523	363 856	280 063
2 PLATINUM	458	470	922 005	872 958	490 177	496 083
682 COPPER	8 625 421	7 916 699	5 093 955	3 774 275	2 707 639	2 147 123
1 COPPER; ANODES; ALLOYS	5 601 893	5 102 861	2 997 671	2 183 631	1 593 805	1 241 295
3 COPPER BARS, RODS, PROFILES	591 449	571 789	323 607	238 139	172 125	135 978
4 COPPER WIRE	1 548 319	1 447 111	909 299	683 686	483 391	389 796
5 COPPER PLATE, ETC. 15MM+ TH	462 661	397 318	356 563	244 936	188 758	136 656
6 COPPER FOIL, POWDER, FLAKES	142 057	130 777	225 539	197 004	119 995	112 354
7 COPPER TUBE, PIPE, FITTINGS	279 042	266 833	281 276	226 879	149 565	129 044
683 NICKEL	662 931	641 384	1 655 861	1 190 774	878 109	676 009
1 NICKEL, NCKL. ALLOY, UNWRGHT	573 701	562 450	1 399 075	1 017 425	741 487	577 325
2 NICKEL, NICKEL ALLOY, WRKD	89 230	78 934	256 786	173 349	136 622	98 684
684 ALUMINIUM	14 441 801	12 400 946	7 072 512	5 520 269	3 761 285	3 132 946
1 ALUM., ALUM. ALLOY, UNWRGHT	9 254 359	7 859 451	3 707 643	2 828 105	1 972 973	1 603 471
2 ALUMINIUM, ALUM. ALLOY, WRK	5 187 442	4 541 495	3 364 869	2 692 164	1 788 312	1 529 475
685 LEAD	1 428 004	1 150 385	204 703	151 157	108 987	86 297
1 LEAD, LEAD ALLOY, UNWRGHT.	1 373 392	1 101 347	194 325	142 481	103 482	81 360
2 LEAD, LEAD ALLOYS, WORKED	54 612	49 038	10 378	8 676	5 505	4 937
686 ZINC	2 474 645	2 384 038	828 802	529 043	441 100	299 523
1 ZINC, ZINC ALLOY, UNWRGHT.	2 020 597	1 930 467	652 965	406 898	347 295	230 190
3 ZINC, ZINC ALLOYS, WORKED	454 048	453 571	176 837	122 145	93 805	69 333
687 TIN	207 864	214 601	330 126	267 076	174 734	152 359
1 TIN, TIN ALLOYS, UNWROUGHT	205 935	213 148	327 359	265 200	173 262	151 295
2 TIN, TIN ALLOYS, WORKED	1 929	1 453	2 767	1 876	1 472	1 064
689 MISC. NON-FERR. BASE METAL	524 864	491 691	557 460	460 115	296 668	261 670
1 TUNGSTEN, ETC. UNWROUGHT	292 484	292 295	262 946	221 383	139 942	125 869
8 COBALT, CADMIUM, ETC. UNWRGHT	82 304	72 151	172 445	135 395	91 867	77 087
9 BASE METAL NES, WST, SCRAP	150 076	127 245	122 069	103 337	64 859	58 714
691 METALLIC STRUCTURES NES	4 525 265	4 171 520	1 542 365	1 295 678	821 478	735 870
1 METAL STRUCTURES, PARTS	4 190 551	3 882 271	1 165 610	989 549	620 887	561 470
2 ALUMINIUM STRUCTURE, PRTS	334 714	289 249	376 755	306 129	200 591	174 400

4 IMPORTS AND EXPORTS (SPECIAL TRADE) BY GROUPS AND SUBGROUPS OF THE SITC-REV. III
4.1 IMPORTS

GROUP / SUBGROUP	1989 DT = 100 KG	1988	1989 1 000 DM	1988	1989 1 000 \$	1988
692 CONTAINERS, STORAGE, TRNSP	1 075 876	976 284	546 907	466 270	290 603	265 434
1 RESERVOIR, TANKS, VATS, ETC	214 724	180 266	113 596	85 537	60 530	48 606
4 TANKS, CASKS, DRUMS, ETC.	861 152	796 018	433 311	380 733	230 073	216 828
693 WIRE PRODUCTS EXCL. ELECT	2 135 216	1 946 150	443 180	376 910	235 685	214 819
1 STRANDED WIRE, CABLE, ETC.	531 681	472 384	239 058	204 809	127 064	116 849
2 BARBED WIRE, ETC. IRON, STL	43 581	49 882	6 903	6 766	3 702	3 912
5 METAL FENCING, GAUZE ETC.	1 559 954	1 423 884	197 219	165 335	104 918	94 058
694 NAILS, SCREWS, NUTS, ETC.	2 629 890	2 191 636	1 210 319	956 451	643 530	544 108
1 NAILS, TACKS, ETC. IRON, STL	489 000	427 982	107 131	87 441	56 971	49 822
2 SCREWS, BOLTS, NUTS, IRN. ST	2 111 105	1 730 929	1 044 735	823 138	555 482	468 244
3 NAILS, TACKS, ETC. COPPER	18 820	25 167	34 486	27 962	18 340	15 884
4 NAILS, TACKS, ETC. ALUMINUM	10 965	7 558	23 957	17 910	12 737	10 158
695 TOOLS	865 895	790 267	2 186 381	1 887 448	1 163 487	1 075 321
0 CPL IND PLANT CHAPTER 82	-	-	-	-	-	-
1 HAND TOOLS	69 275	64 900	48 316	40 421	25 753	23 191
2 HAND SAW, FILE, RASP, ETC.	74 409	76 842	103 870	94 335	55 211	53 642
3 SPANNERS, WRENCHES, ETC.	80 176	94 582	79 492	77 463	42 287	44 057
4 HAND TOOLS, ETC. NES	313 650	288 789	256 807	220 122	136 671	125 309
5 SAW BLADES	41 799	39 365	170 657	161 677	90 760	92 289
6 KNIVES, CUTTING BLADES	254 809	199 511	1 491 528	1 257 696	793 809	716 512
7 TOOL SETS, RETAIL SALE	31 777	26 278	35 711	35 734	18 996	20 321
696 CUTLERY	168 995	164 837	464 263	391 957	247 026	222 840
697 HOUSEHOLD EQUIPMENT, NES	1 033 205	1 017 621	986 471	884 822	525 995	503 338
699 MANUFACT. BASE METAL, NES	5 063 163	4 383 310	3 542 252	2 910 454	1 884 533	1 657 333
1 LOCKS, SAFES, STRONG BOXES	780 646	705 855	843 522	716 298	448 675	408 317
2 CHAIN, IRON, STEEL	139 483	127 943	45 619	46 290	24 297	26 266
3 PINS, NEEDLES, IRN. STL, ETC	73 744	64 057	153 873	126 105	81 848	71 847
4 SPRINGS, LEAVES, METAL	251 210	240 366	143 170	129 927	76 189	74 105
5 MISC. ARTICLES, BASE METAL	218 355	210 271	214 268	179 001	113 922	101 917
6 ARTICLES IRON, STEEL, NES	3 018 806	2 499 795	1 190 240	932 508	633 675	530 840
7 ARTICLES NES, COPPER, ETC.	488 749	442 779	641 670	535 186	341 170	304 500
8 ARTICLES COBALT, ETC., NES	20 600	18 026	154 159	118 221	82 012	67 348
9 ARTICLES TUNGSTEN, ETC. NES	77 570	74 178	155 731	126 918	82 745	72 193
700 CPL IND PLANT (84/85/87)	-	-	-	-	-	-
711 STEAM GENER. BOILERS, ETC.	115 321	118 867	66 332	78 086	35 015	44 445
1 STEAM, SUPER-HEAT BOILERS	13 131	12 587	14 943	11 358	7 927	6 424
2 AUX. BOILR PLANT, CONDENSER	27 472	20 981	14 084	11 170	7 432	6 314
9 PARTS FOR STEAM BOILERS	74 718	85 299	37 305	55 558	19 656	31 707
712 STEAM TURBINES	25 391	32 482	113 051	115 233	60 086	65 654
1 STEAM, VAPOUR TURBINES	2 057	2 683	5 960	5 664	3 186	3 322
8 PARTS FOR STEAM TURBINES	23 334	29 799	107 091	109 569	56 900	62 332
713 INTRNL COMBUS PSTN ENGIN	2 931 570	2 604 967	5 281 869	4 596 883	2 810 952	2 620 434
1 AIRCRAFT PISTON ENGINES	3 283	3 081	24 212	20 214	12 930	11 485
2 INTRNL COMB. ENGINE VEHCL	2 046 827	1 816 165	3 528 830	3 076 713	1 877 709	1 752 552
3 MARINE PISTON ENGINES	73 353	138 459	132 690	185 002	70 519	106 237
8 PISTON ENGINES, NES	228 808	167 970	364 023	250 650	194 102	142 766
9 PARTS, NES. IC. PISTON ENGS	579 299	479 292	1 232 114	1 064 304	655 692	607 394
714 ENGINES, MOTORS NON-ELECT	52 262	39 459	2 104 307	1 588 583	1 118 998	902 580
716 ROTATING ELECTRIC PLANT	1 436 533	1 234 305	1 999 209	1 647 839	1 064 205	938 713
1 ELECTRIC. MOTORS <= 37.5W	58 024	49 363	294 956	222 195	157 172	126 219
2 ELEC. MOTORS, GENRATORS, DC	77 108	68 548	300 095	253 546	159 518	144 499
3 ELEC. MOTORS, GENRATORS, AC	637 265	524 853	790 717	654 666	421 006	373 203
4 ELECTR. ROTARY CONVERTERS	1 926	1 590	9 779	9 087	5 163	5 254
5 GENERATING SETS	40 171	23 467	76 228	48 125	40 560	27 448
9 PARTS, NES. ROT. ELEC. PLANT	622 099	566 484	527 434	460 220	280 786	262 090
718 DTH. POWR. GENRTNG. MACHNRY	126 709	101 644	468 201	494 126	248 814	282 875
1 HYDRLC. TURBINE, WTR. WHEEL	8 218	5 886	16 976	12 915	9 136	7 406
7 NUCLEAR REACTORS, PTS NES	3 036	6 524	82 422	181 825	43 243	105 386
9 ENGINES, MOTORS NES, PARTS	115 455	89 234	368 803	299 386	196 435	170 083
721 AGRIC. MACHINES, EX. TRACTR	939 360	777 894	942 904	763 241	500 633	435 432
1 CULTIVATING MACHNRY, ETC	349 824	275 549	220 301	179 224	116 958	102 095
2 HARVESTING ETC. MACHINES	470 806	406 893	517 948	436 936	274 518	249 953
3 DAIRY MACHINERY ETC. PARTS	32 837	19 916	113 902	64 908	60 871	36 906
9 AGRIC. HORT. ETC. MACHS. NES	85 893	75 536	90 753	82 173	48 286	46 478
722 TRACTORS	301 697	306 178	324 638	307 163	172 647	174 946
723 CIVIL ENGINEERING EQUIPT	2 236 067	1 771 875	1 778 799	1 417 585	945 780	805 883
1 SELF-PROPELLD. LOZERS ETC	101 732	100 144	87 653	86 339	46 615	48 981
2 MECH. SHOVEL ETC. S-PROPLD	918 257	744 370	845 883	668 705	448 836	380 172
3 CONSTR. MINING MACHNRY ETC	57 118	67 116	60 735	73 083	32 218	41 702
4 CONST. & MINING MACHS. NES	92 782	92 076	145 321	122 504	77 449	69 507
9 PTS NES, CVL. ENGINEING. MACH	1 066 178	768 169	639 207	466 954	340 662	265 521
724 TEXTILE, LEATHER MACHINES	641 369	588 487	1 526 977	1 401 945	813 628	799 082

4 IMPORTS AND EXPORTS (SPECIAL TRADE) BY GROUPS AND SUBGROUPS OF THE SITC-REV. III
4.1 IMPORTS

GROUP / SUBGROUP	1989 DT = 100 KG	1988	1989 1 000 DM	1988	1989 1 000 \$	1988
725 PAPER,PULP MILL MACHINES	378 235	291 932	835 861	687 908	444 397	391 306
1 PAPER,PULP,MAKING MACHRY	36 476	20 210	95 671	55 897	50 565	32 296
2 OTH.PULP,PAPER,MAKNG MCH	72 544	77 118	265 214	270 552	141 258	153 451
9 PARTS,PAPER MILL ETC.MCH	269 215	194 604	474 976	361 459	252 574	205 559
726 PRINTNG,BOOKBINDNG MACHS	356 832	316 836	1 056 933	951 319	564 701	540 714
727 FOOD-PROCESS.MCH.NON DOM	152 311	129 747	422 378	331 022	225 578	187 971
1 GRAIN WORKNG MACHS,PARTS	43 057	31 209	45 071	33 395	24 065	18 904
2 OTH.FOOD-PROC.MACH PARTS	109 254	98 538	377 307	297 627	201 513	169 067
728 OTH.MACH,PTS,SPCL INDUST	1 335 568	1 081 576	3 444 056	2 729 528	1 835 577	1 554 443
1 MCH-TOOLS,SPECIAL INDUST	282 189	254 034	556 835	442 769	296 980	252 122
3 OTH.MINERAL WORKING MACH	310 655	241 231	287 631	209 352	153 221	119 216
4 MACH,APPL.SPCL INDUS NES	441 448	380 058	1 672 136	1 366 636	891 667	778 676
5 PARTS PUBLIC WRK MACH ETC	301 276	206 253	927 454	710 771	493 709	404 429
731 METAL REMOVAL WORK TOOLS	716 735	573 585	2 071 792	1 649 654	1 107 904	939 774
1 MACH.TOOLS,METAL REMOVAL	48 017	34 112	311 958	210 767	166 990	120 114
2 MCH-TL,WRKNG MTL,NOLATHS	98 488	65 820	322 320	243 553	171 761	137 786
3 LATHES,METAL-WORKING	215 573	156 445	555 744	393 439	296 809	223 611
4 UNIT HEAD,DRILL,ETC.MACH	134 594	125 952	246 887	199 587	132 067	114 391
5 METAL MILLING MACHNS,ETC	78 202	65 016	189 885	166 740	101 538	95 257
6 MTL.SURFC.FINISHNG TOOLS	98 096	91 838	338 226	339 365	181 745	193 771
7 MTL.SHAPING,CUTNG.TOOLS	43 665	34 402	106 772	96 203	56 994	54 844
733 MACH-TOOLS,METAL-WORKING	333 432	270 777	588 531	481 510	314 894	274 375
1 METAL FORMING MACH.TOOLS	296 083	235 617	487 116	384 862	260 864	219 154
9 OTH.MACH-TOOL,METALWRKNG	37 349	35 160	101 415	96 648	54 030	55 221
735 PARTS,NES,FOP MACH-TOOLS	416 438	374 999	944 102	829 885	503 004	471 851
1 WORK-HOLDERS,TOOL HOLDER	51 098	42 863	266 756	229 223	142 074	130 626
9 PARTS,NES,MCH-TOOL W.MTL	365 340	332 136	677 346	600 662	360 930	341 225
737 METALWORKING MACHNRY NES	526 065	433 932	652 087	567 951	347 841	322 752
1 FOUNDRY EQUIPMT PTS NES	72 328	62 553	82 011	110 940	43 959	62 897
2 MTL-ROLLING MILLS,ROLLS	344 832	274 934	165 539	134 191	88 311	76 253
3 WELDING,BRAZING ETC.MACH	98 847	85 914	370 000	290 550	197 203	165 341
4 SOLDERING MACHINES ETC.	10 058	10 531	34 537	32 270	18 368	18 261
741 HEATNG,COOLNG EQUIP,PART	1 028 105	948 322	2 176 196	1 876 423	1 159 251	1 067 553
742 PUMPS FOR LIQUIDS,PARTS	693 596	580 584	1 404 745	1 161 178	747 327	662 297
1 PUMPS W.MEASURING DEVICE	4 171	3 895	16 694	13 814	8 921	7 837
2 FUEL PUMPS,IC.PISTON ENG	40 814	31 473	210 892	159 152	111 979	90 925
3 CONCRETE PUMPS	1 807	1 991	2 427	2 377	1 295	1 369
4 RECIPROCATING PUMPS,NES	36 322	31 794	144 430	128 410	76 934	73 281
5 ROTARY PUMPS, NES	68 207	53 842	205 069	151 452	109 160	86 303
6 CENTRIFUGAL PUMPS, NES	137 624	119 152	219 598	192 005	116 732	109 529
7 PUMPS,LIQUID ELEVATF ETC	81 332	61 890	165 324	142 123	87 796	81 223
9 PARTS,PUMPS,LIQ.ELEVATOR	323 319	276 547	440 311	371 845	234 510	211 829
743 PUMPS NES,CENTRIFUGS ETC	1 453 795	1 331 895	2 602 763	2 237 335	1 384 944	1 273 785
1 AIR,VACUUM PUMP,COMPRESS	549 757	511 075	906 044	777 114	482 144	442 923
4 FANS,COOKER HOODS W.FAN	144 193	134 912	230 163	198 298	122 409	112 762
5 CENTRIFUGES NES	14 032	11 849	69 180	57 785	36 939	32 719
6 MACHS.FILTER GAS,LIQUIDS	331 462	281 889	726 476	578 640	386 546	329 848
8 PARTS,AIR PUMPS,FANS ETC	237 172	203 500	294 180	279 108	156 628	158 598
9 PART,CENTRIFUGE,FILT.ETC	177 179	188 670	376 720	346 390	200 278	196 915
744 MECHANICAL HANDLNG EQUIP	1 915 729	1 593 838	1 875 132	1 495 675	999 134	850 988
1 WORK TRUCKS,TPACTORS,ETC	536 840	405 360	473 196	347 683	252 566	197 362
2 PULLEY TACKLE,WINCHS,ETC	37 100	28 841	59 110	46 712	31 521	26 607
3 DERRICKS; CRANES ETC.	281 401	200 408	218 912	161 084	116 575	91 750
4 JACKS,HOISTS FOP VEHICLE	143 520	144 450	113 704	102 760	60 451	58 608
7 GOODS ETC.ELEVATORS ETC.	109 931	95 705	191 847	164 292	102 292	93 384
8 LIFTING ETC.MACHINES NES	143 435	105 906	215 832	165 962	114 890	94 388
9 PARTS,HOISTS,LIFTS EQUIP	663 502	613 188	602 531	507 202	320 839	288 879
745 OTH.NONELEC MCH,TOOL,NES	580 935	563 328	1 749 369	1 476 954	931 420	841 557
1 NON-ELEC HAND TOOL,PARTS	40 237	37 761	213 240	176 534	113 415	100 466
2 INDUS WASHNG,BOTTLNG MCH	128 836	120 521	679 213	563 388	361 967	320 824
3 WEIGHING MCH,WEIGHTS,PTS	64 238	54 740	190 471	154 926	101 463	88 307
6 SPRAYING MACHINERY ETC.	163 047	130 603	401 836	325 743	213 502	185 591
9 OTH.NON-ELECT MACH,PARTS	184 577	219 703	264 609	256 363	141 073	146 369
746 BALL OR ROLLER BEARINGS	805 371	635 781	1 619 862	1 294 981	863 496	738 644
1 BALL BEARINGS	336 013	281 724	844 520	690 294	450 368	393 708
2 TAPERD ROLLER BEARNG ETC	126 080	103 888	204 617	175 604	109 006	100 247
3 SPHERICAL ROLLER BEARINGS	62 764	50 442	125 016	97 497	66 757	55 707
4 NEEDLE ROLLER BEARINGS	18 357	13 049	70 069	48 594	37 292	27 719
5 OTHER CYL.ROLLER BEARING	28 399	16 733	79 120	48 688	42 237	27 726
6 OTHR.BALL,ROLLER BEARING	11 932	8 186	33 374	23 202	17 727	13 228
9 PARTS,BALL,ROLLER BEARING	221 826	161 759	263 146	211 102	140 109	120 309
747 TAPS,COCKS,VALVES,ETC.	674 509	608 458	1 770 670	1 499 635	941 856	854 817
1 PRESSURE-REDUCING VALVES	18 663	21 822	83 429	83 326	44 410	47 288
2 OLEOHYDRAULIC ETC.VALVES	36 349	33 738	228 151	188 550	121 428	107 358
3 CHECK VALVES	9 751	8 792	28 856	22 543	15 405	12 848
4 SAFETY, RELIEF VALVES	18 336	12 523	69 342	51 280	36 834	29 290
8 TAPS,COCKS,VALVE.ETC.NES	435 735	412 930	1 052 351	918 820	559 599	524 175

4 IMPORTS AND EXPORTS (SPECIAL TRADE) BY GROUPS AND SUBGROUPS OF THE SITC-REV. III
4.1 IMPORTS

GROUP / SUBGROUP	1989 DT = 100 KG	1988	1989 1 000 DM	1988	1989 1 000 \$	1988
7479 PARTS FOR TAPS, COCKS, ETC	155 675	118 653	308 541	235 116	164 280	133 858
748 TRANSMISSIONS SHAFTS ETC	1 218 055	986 370	1 329 747	1 064 456	707 931	606 728
1 TRANSMISSN SHAFTS, CRANKS	305 137	284 859	201 593	191 830	107 298	109 393
2 BEARING HOUSNG, SHFT BRNGS	116 344	72 957	175 312	141 099	53 496	80 310
3 ARTICULD LINK CHAIN, PTS	117 440	92 525	75 375	60 424	40 035	34 409
4 GEAR, GEAR BOX, PARTS, ETC.	148 685	103 885	333 473	229 931	177 580	131 060
5 FLYWHEELS AND PULLEYS	149 371	112 069	87 953	70 475	46 769	40 223
6 CLUTCHES, SHAFT COUPLINGS	14 315	13 662	47 106	40 195	25 059	22 929
9 PART, NES, SHAFTS, ETC.	366 763	306 413	408 935	330 502	217 694	188 404
749 NON-ELECT. MACH. PARTS, ETC	381 972	331 702	959 455	840 158	511 096	479 411
1 MOULDNGS FOR MTL. FOUNDRY	179 735	162 672	622 856	583 339	331 844	333 082
2 GASKETS, ETC.	11 717	9 668	73 270	52 872	38 940	30 041
9 MACH PARTS, NON-ELECT NES	190 520	159 362	263 329	203 947	140 312	116 288
751 OFFICE MACHINES	332 479	295 513	1 842 866	1 548 127	980 357	880 021
1 TYPEWRITRS, WD-PROC MACHS	47 668	44 503	194 823	202 674	103 926	114 812
2 CALCULATNG, ACCTG, ETC. MCH	50 224	46 524	396 163	311 313	211 014	176 932
9 PHOTD, THERMOCOPY APPARAT	204 549	178 402	1 060 131	875 383	562 827	498 206
9 OTHER OFFICE MACHINE NES	30 038	26 084	191 749	158 757	102 490	90 071
752 AUTOMATC. DATA PROC. EQUIP	737 871	658 146	12 994 663	10 629 282	6 942 268	6 045 686
1 ANALOG OR HYBRID COMPUTR	1 253	1 070	27 962	27 591	14 912	15 686
2 DIGITAL COMPUTERS	60 779	85 856	1 189 365	1 358 523	634 761	773 897
3 DIGTL PROC. STORAGE UNITS	164 347	112 547	4 502 892	3 190 853	2 410 797	1 810 100
6 INPUT OR OUTPUT UNITS	318 270	272 521	3 160 897	2 718 611	1 686 567	1 549 787
7 STORAGE UNITS, DATA PROC.	95 986	114 313	2 323 787	2 050 076	1 240 426	1 167 154
9 DATA PROC EQUIPMENT, NES	97 236	71 839	1 789 760	1 283 628	954 805	729 062
759 PARTS, FOR OFFICE MACHINS	431 656	350 024	7 796 376	6 080 549	4 152 484	3 461 222
1 PARTS, OF COPYING MACHINE	144 184	121 639	851 867	689 160	453 275	391 420
9 PARTS, DATA PROC. ETC. MCH	287 472	228 385	6 944 509	5 391 389	3 699 209	3 069 802
761 TELEVISION RECEIVERS ETC	833 887	797 764	2 677 108	2 326 698	1 432 263	1 324 971
1 COLOUR TELEVISN RECEIVER	811 700	765 061	2 635 758	2 271 843	1 410 284	1 293 769
2 BLACK, WHITE TV RECEIVERS	22 187	32 703	41 350	54 855	21 979	31 202
762 RADIO-BROADCAST RECEIVER	482 764	453 896	1 874 621	1 657 656	1 001 159	943 499
1 MOTOR VEH. RADIO RECEIVER	74 117	71 965	740 613	651 135	394 013	371 495
2 PORTABLE RADIO RECEIVERS	174 931	167 486	500 797	460 446	267 837	261 795
8 OTHER RADIO RECEIVERS	233 716	214 445	633 211	546 075	339 309	310 209
763 SOUND RECORDER, PHONOGRPH	283 980	298 666	1 871 760	2 004 985	998 731	1 140 220
764 TELECOMM. EQUIP. PARTS NES	859 721	730 674	6 389 247	5 505 160	3 404 229	3 134 442
1 LINE TELEPHONE ETC. EQUIP	70 412	50 393	1 092 134	829 748	581 223	471 579
2 MICROPH. LOUDSPKRS, AMPLIF	373 376	323 231	859 579	748 366	458 194	425 047
3 TV, RADIO TRANSMITTRS ETC	10 824	9 844	277 101	187 394	147 511	107 212
8 TELECOMMUN. EQUIPMENT, NES	28 627	22 574	1 396 659	1 219 461	744 541	693 593
9 PARTS, TELECOMMUN. EQUIPT	376 482	324 632	2 763 780	2 520 191	1 472 760	1 437 011
771 ELECT POWER MACHNY. PARTS	543 375	474 278	1 333 377	1 096 746	710 114	624 721
1 TRANSFORMERS, ELECTRICAL	178 431	153 515	324 059	279 322	172 636	159 514
2 OTH. ELEC POWER MACH, PART	364 944	320 763	1 009 318	817 424	537 478	465 207
772 ELEC. SWITCH. RELAY. CIRCUIT	623 431	541 791	4 794 965	4 086 349	2 550 914	2 327 654
773 ELECTR. DISTRIBUT. EQPT NES	1 729 467	1 508 869	2 264 731	1 802 849	1 205 559	1 026 425
1 INSULTD WIRE, ETC. CONDUCTR	1 649 963	1 434 419	2 051 417	1 611 281	1 092 112	917 452
2 ELECTRC. INSULATING EQUIP	79 504	74 450	213 314	191 568	113 447	108 973
774 ELECTRO-MEDCL. XRAY EQUIP	48 105	53 553	923 017	815 346	490 683	465 037
1 ELECTRO-MEDICAL EQUIPMNT	13 615	21 170	396 455	355 817	210 595	202 780
2 X-RAY APPARATUS ETC. PART	34 490	32 383	526 562	459 529	280 088	262 257
775 DOM. ELEC. NON-ELEC. EQUIPT	2 719 705	2 555 757	3 325 589	2 970 887	1 770 997	1 692 062
1 HOUSEHOLD LAUNDRY EQUIPT	564 748	562 992	375 588	371 864	200 427	212 180
2 DOM. REFRIGERATRS, FREEZRS	631 683	578 403	525 651	469 317	279 441	267 360
3 DOMESTIC DISHWASHNG MACH	46 438	59 380	46 774	60 495	24 959	34 603
4 ELEC. SHAVERS, CLIPPERS, PTS	11 461	8 724	123 326	96 653	65 635	55 019
7 DOM. ELECT-MECHANICL APPL	288 634	250 707	513 121	438 455	273 613	250 349
8 ELECTRO-THERMIC APPL NES	1 176 741	1 095 551	1 741 129	1 534 103	926 922	872 551
776 TRANSISTORS, VALVES, ETC.	541 742	494 841	7 335 910	6 555 989	3 899 760	3 726 798
1 TV PICTURE TUBES, CRT, ETC	329 253	303 225	418 622	404 805	222 859	230 309
2 OTH. ELECTRONC VALV, TUBES	107 026	87 607	409 123	371 135	217 695	211 264
3 DIODES, TRANSISTORS ETC.	43 333	38 380	1 232 203	1 115 561	654 972	634 922
4 ELECTRONIC MICROCIRCUITS	51 337	54 638	5 061 833	4 478 601	2 690 592	2 544 520
8 ELCTRN COMP PTS, CRYSTALS	10 793	10 991	214 129	185 887	113 642	105 783
778 ELECTRIC. MACH. APPART. NES	3 308 642	2 934 490	6 496 747	5 398 676	3 461 528	3 074 333
1 BATTERIES, ACCUMULATORS	837 821	778 880	773 160	694 216	411 883	394 420
2 ELECTRIC LAMPS, BULBS ETC	232 555	207 868	592 082	525 149	315 533	300 190
3 AUTOMOTIVE ELECTRC. EQUIP	604 419	511 293	1 156 483	951 082	615 829	544 155
4 ELECTRO-MECH. HAND TOOLS	162 241	148 372	525 561	469 531	280 227	267 964
6 ELECTRICAL CAPACITORS	63 330	58 398	687 160	606 190	365 630	345 154
7 ELEC MCH WTH INDIV FUNCT	232 015	158 504	1 655 446	1 227 667	883 561	697 362
8 ELECT MACHNERY, EQUIP, NES	1 176 261	1 071 175	1 106 855	924 841	588 865	525 088
781 PASS. MOTOR VEHCLS. EX. BUS	13 514 413	12 677 908	20 369 602	18 223 150	10 854 846	10 407 535

4 IMPORTS AND EXPORTS (SPECIAL TRADE) BY GROUPS AND SUBGROUPS OF THE SITC-REV. III
4.1 IMPORTS

GROUP / SUBGROUP	1989 DT = 100 KG	1988	1989 1 000 DM	1988	1989 1 000 \$	1988
7811 SNOW VEHCL,GOLF CARS ETC 2 PASS.TRANSPORT VEHICLES	918 13 513 495	1 559 12 676 349	2 244 20 367 358	3 682 18 219 468	1 183 10 853 663	2 134 10 405 401
782 GOODS,SPCL TRANSPORT VEH 1 GOODS VEHICLES 2 SPECIAL PURPOSE VEHICLES	2 215 429 2 045 237 170 192	1 874 226 1 714 059 160 167	2 803 574 2 595 109 208 465	2 289 691 2 112 989 176 702	1 493 665 1 382 372 111 293	1 304 790 1 204 220 100 570
783 ROAD MOTOR VEHICLES NES 1 PUB-TRANSPORT PASS VEHCL 2 ROAD TRACTOR,SEMITRAILER	191 759 74 997 116 762	160 919 70 445 90 474	271 240 151 805 118 435	215 943 118 147 97 796	144 863 81 102 63 761	123 583 67 924 55 659
784 PARTS,TRACTORS,MOTOP VEH 1 MOTOR VEHICLE CHASSIS 2 MOTOR VEHICLE BODIES 3 OTHER PARTS,MOTOR VEHCL	10 047 758 139 193 84 531 9 824 034	9 150 967 60 652 69 024 9 021 291	10 424 422 170 841 90 981 10 162 600	8 748 411 86 550 75 797 8 586 064	5 546 806 91 257 48 428 5 407 121	4 991 867 48 481 43 264 4 899 122
785 CYCLES,MOTORCYCLES ETC. 1 MOTORCYCLES ETC. 2 BICYCLES ETC.NON-MOTORZD 3 INVALID CARRIAGES,PARTS	810 129 256 276 144 731 409 122	697 911 233 577 102 820 361 514	1 573 307 666 387 287 027 618 893	1 201 427 548 806 186 900 464 721	836 999 355 483 152 421 329 095	690 334 318 289 107 040 265 005
786 TRAILERS,SEMI-TRAILR,ETC 1 HOUSING,CAMPING,TRAILERS 2 TRAILERS,TRANSPORT GOODS 3 TRANSPORT CONTAINERS 8 OTH.NONMOTR VEH,TRLR PTS	1 431 147 85 800 336 113 427 651 581 583	1 154 281 80 662 267 260 330 504 475 855	687 346 94 763 216 941 97 226 279 016	546 574 85 562 168 229 58 924 233 859	365 900 50 646 115 051 151 764 148 438	312 440 48 981 96 429 33 397 133 633
791 RAILWAY VEHICLES,EQUIPNT 0 CPL IND PLANT CHAPTER 86 1 ELEC.LOCOS NON-SELF-GENP 2 OTHR.LOCOMOTIVES,TENDERS 6 SLF-PROP.RAIL,TRAM,COACH 7 RAIL,TRAM,COACH,ETC.N.SP 8 RAIL,TRAM,FRGHT CARS ETC 9 RAIL,TRACK FIXTURES,PRTS	208 064 - 1 833 9 211 943 6 839 50 224 139 014	237 780 - 418 12 001 1 813 2 850 39 307 181 391	162 699 - 1 705 2 240 406 12 338 25 716 120 294	127 080 - 2 094 1 971 761 3 616 15 937 102 701	86 174 - 911 1 181 207 6 377 13 371 64 127	72 142 - 1 231 1 129 454 1 953 8 927 58 448
792 AIRCRAFT,ASSOCTD.EQUIPNT 1 HELICOPTERS 2 AIRCRAFT ETC.ULW <=2000KG 3 AIRCRAFT,ULW 2001-15000KG 4 AIRCRAFT ETC.ULW >15000KG 5 SPACECRAFT ETC.LAUNCH VEH 6 AIRCRAFT NES,ASSOC EQUIP 9 PARTS,NES,AIRCRAFT,EQUIP	207 680 530 2 683 3 190 83 464 - 2 469 115 344	163 344 560 3 351 3 478 53 951 45 3 002 98 957	15 518 977 38 502 37 593 301 521 10 806 553 - 98 205 4 236 203	10 260 548 57 534 41 530 276 738 6 394 704 25 072 102 392 3 361 578	8 265 447 20 381 19 868 161 613 5 754 961 - 52 667 2 255 957	5 868 120 33 269 23 682 157 861 3 667 587 14 412 59 152 1 912 157
793 SHIP,BOAT,FLOAT,STRUCTRS 1 YACHTS,SPORTS VESSLS,ETC 2 SHIPS,BOATS,OTHR.VESSELS 3 VESSELS,OTH.FLOAT,STRUCT 5 SPEC.PURPOSE VESSELS ETC 7 TUGS AND PUSHER CRAFT 9 OTHR.FLOATING STRUCTURES	1 882 697 157 465 1 597 274 2 112 297 536 15 123	2 781 240 158 645 2 560 705 555 39 267 4 107 17 960	522 645 337 061 171 731 17 5 706 129 8 001	459 505 337 649 107 846 26 5 176 2 367 6 441	277 128 177 783 92 023 9 3 019 70 4 224	260 303 192 541 59 841 14 2 882 1 366 3 659
800 CPL IND PLANT CHAP 90/94	-	-	-	-	-	-
811 PREFABRICATED BUILDINGS	747 296	654 581	223 708	188 670	118 860	107 566
812 PLUMBING,SANITRY,EOPT.ETC 1 BOILRS,RADIATRS,ETC.N.EL 2 CERAMIC PLUMBING FIXTURES	1 972 764 1 553 089 419 675	1 674 305 1 306 319 365 986	817 063 657 997 159 066	673 924 539 407 134 517	435 339 350 631 84 708	384 261 307 390 76 871
813 LIGHTNG FIXTURES ETC.NES 1 LAMPS,LIGHT FITTINGS NES 2 ILLUMINATED SIGNS ETC. 8 PARTS,POPTABLE ELEC LAMP 9 PARTS,LIGHT FITTING,SIGNS	583 514 410 221 5 138 435 167 720	532 375 364 504 5 026 487 162 358	1 012 626 787 185 16 459 2 279 206 723	840 427 643 500 14 746 1 668 180 513	539 213 419 042 8 754 1 211 110 206	477 834 365 760 8 391 946 102 737
821 FURNITURE,CUSHIONS,ETC. 1 CONVERTIBLE SEATS,PARTS 2 MATTRESSES, ETC. 3 METAL FURNITURE NES 5 FURNITURE,NES,OF WOOD 7 FURNITURE NES,OTHR.MLTR 8 PARTS,MTL,WOOD FURNITURE	8 692 496 2 233 917 338 669 705 067 4 131 689 134 137 1 149 017	7 618 143 1 966 702 286 834 577 517 3 667 282 129 529 990 279	5 810 503 1 895 115 323 880 445 554 2 455 533 112 094 578 327	4 885 852 1 559 688 283 052 341 232 2 112 782 95 383 493 715	3 097 331 1 009 664 172 695 237 269 1 309 854 59 633 308 216	2 790 820 892 538 161 501 194 274 1 205 871 54 631 282 005
831 TRUNK,SUIT-CASES,BAG,ETC 1 HANDBAGS,NES 2 TRUNKS, SUIT-CASES,ETC. 3 TRAVEL SET,TOILT,SEW,ETC 9 TRAVEL GOODS NES	596 975 90 808 196 730 5 227 304 210	574 801 87 339 188 661 4 507 294 294	1 331 302 415 371 278 977 9 352 627 602	1 191 633 370 478 257 044 7 344 556 767	708 280 221 285 148 456 4 968 333 571	677 532 210 755 146 164 4 133 316 480
841 MENS,BOYS CLOTHNG,X-KNIT 1 OVERCOATS, OUTERWEAR,ETC. 2 SUITS AND ENSEMBLES 3 JACKETS AND BLAZERS 4 TROUSERS,BREECHES,ETC. 5 SHIRTS 6 UNDERWEAR,NIGHTWEAR ETC.	1 388 095 220 078 97 298 117 303 597 087 327 933 28 396	1 282 586 234 640 101 182 120 035 490 422 306 277 30 030	5 991 647 1 135 941 427 017 744 630 2 165 047 1 431 417 87 595	5 307 803 1 111 522 403 032 712 017 1 781 249 1 208 633 91 350	3 191 550 603 258 227 559 397 002 1 153 374 763 890 46 667	3 015 461 625 358 229 315 404 873 1 015 568 688 247 52 100
842 WOMEN,GIRL CLOTHNG,XKNIT 1 OVERCOATS,OTH.COATS ETC.	1 323 439 239 791	1 186 455 229 473	7 950 271 1 340 766	6 758 196 1 206 382	4 232 916 711 671	3 840 427 677 245

4 IMPORTS AND EXPORTS (SPECIAL TRADE) BY GROUPS AND SUBGROUPS OF THE SITC-REV. III
4.1 IMPORTS

GROUP / SUBGROUP	1989 DT = 100 KG	1988	1989 1 000 DM	1988	1989 1 000 \$	1988
8422 SUITS AND ENSEMBLES	107 904	93 364	684 493	562 385	364 803	321 137
3 JACKETS	148 683	149 495	993 328	957 534	529 635	544 371
4 DRESSES	58 605	67 090	477 421	500 853	254 264	287 530
5 SKIRTS & DIVIDED SKIRTS	167 023	161 875	1 028 420	911 435	547 937	520 658
6 TROUSERS, BREECHES ETC.	336 939	260 649	1 523 000	1 132 770	810 756	645 029
7 BLOUSES, SHIRT-BLOUSE, ETC.	224 028	183 620	1 756 542	1 354 801	935 918	769 558
8 UNDERWEAR, NIGHTWEAR ETC.	40 466	40 889	146 301	132 036	77 932	74 899
843 MENS, BOYS CLOTHING, KNIT	239 850	260 442	837 132	882 112	445 922	505 278
1 OVERCOATS, OUTERWEAR ETC.	4 872	5 972	34 358	35 270	18 243	20 038
2 SUITS, JACKETS, TROUSERS ETC.	29 195	34 363	125 607	149 315	66 827	85 205
7 SHIRTS, MENS BOYS, KNIT	74 645	92 194	285 666	344 186	152 194	199 060
8 UNDERWEAR, NIGHTWEAR ETC.	131 138	127 913	391 501	353 341	208 658	200 975
844 WOMEN, GIRLS CLOTHING, KNIT	433 336	424 625	1 832 792	1 799 956	975 429	1 026 484
1 OVERCOATS, OTH. COATS ETC.	6 256	6 407	34 085	33 876	18 089	19 060
2 SUITS, DRESSES SKIRTS ETC.	188 029	196 688	827 323	894 420	440 006	510 549
7 BLOUSES, SHIRT-BLOUSE, ETC.	65 129	62 335	306 468	290 721	163 245	166 990
8 UNDERWEAR, NIGHTWEAR ETC.	173 922	159 195	664 906	580 939	354 089	329 885
845 OTHR. TEXTILE APPAREL, NES	1 497 677	1 438 032	7 082 671	6 830 317	3 772 151	3 872 800
1 BABIES' GARMENTS, CLTHS ACC	83 817	68 589	342 917	274 802	182 485	155 737
2 GARMENT, FELT, TXTL FABRIC	34 989	41 824	148 090	146 817	78 769	83 579
3 JERSYS, PULLOVERS, ETC. KNIT	662 685	730 837	3 599 040	3 954 630	1 915 915	2 227 512
4 T-SHIRTS, OTHR. VESTS KNIT	361 870	246 983	1 330 660	962 673	709 212	554 960
5 BRASSIERES, CORSETS, ETC.	40 432	35 713	390 922	311 830	208 071	177 601
6 SWIMWEAR	14 042	13 704	174 096	158 252	93 546	92 481
8 OTH. GARMENTS, NOT KNITTED	150 572	140 636	619 341	534 755	329 876	302 929
9 OTHER GARMENTS KNITTED	149 270	159 746	477 605	486 558	254 277	278 001
846 CLOTHING ACCESSRS, FABRIC	426 808	406 802	1 529 450	1 376 603	814 759	782 112
1 ACCESSORIES, NOT KNITTED	63 453	55 671	427 329	343 961	227 663	194 103
2 HOSIERY, ETC. KNITTED	322 980	310 561	970 027	908 790	516 890	518 400
9 OTH. MADE-UP CLOTH. ACCESS	40 375	40 570	132 094	123 852	70 206	69 609
848 CLOTHING, NONTEXTL; HEADGEAR	497 414	504 683	2 267 758	2 581 647	1 206 480	1 465 788
1 LEATHER APPAREL, ACCESSRS	232 743	243 549	1 473 171	1 673 775	783 846	953 156
2 PLASTC, RUBBR, APPAREL, ETC	211 799	202 823	276 987	267 290	147 536	151 793
3 ARTICLES, ACCESSORIES, FUR	15 978	23 483	330 121	471 846	175 590	265 576
4 HEADGEAR, FITTINGS, NES	36 894	34 828	187 479	168 736	99 506	95 263
851 FOOTWEAR	1 874 023	1 718 931	6 453 082	5 698 857	3 431 571	3 240 437
1 FOOTWEAR, W. METAL TOE-CAP	39 035	36 486	89 158	81 406	47 489	46 428
2 SPORTS FOOTWEAR	201 689	192 768	549 718	490 840	232 137	278 606
3 FOOTWEAR, NES, RUBBER, PLST	204 695	202 962	354 410	343 776	188 289	195 770
4 OTH. FOOTWEAR, LTHR. UPPERS	1 039 999	944 379	4 396 911	3 936 300	2 337 640	2 238 274
5 OTH. FOOTWEAR, TEXTLE UPPP	201 027	180 308	355 416	261 072	189 060	148 097
7 FOOTWEAR, NES	9 827	10 780	18 036	17 728	9 530	9 919
9 PARTS FOOTWEAR, ETC.	177 751	151 248	689 433	567 735	367 426	323 343
871 OPTICAL INSTRUMENTS, NES	22 093	19 566	519 181	464 366	276 545	265 467
1 BINOCULARS, TELESCOPE ETC	6 800	5 626	66 398	54 697	35 634	31 107
2 NON-OPTIC. MICROSCOPE ETC	1 864	1 540	49 927	34 064	26 666	19 664
4 COMPOD OPTIC. MICROSCOPES	4 058	3 711	65 904	57 497	35 077	32 730
9 LIQ. CRYSTAL DEVS; LASERS	9 371	8 689	336 952	318 108	179 168	181 966
872 MEDICAL INSTRUMENTS NES	216 093	185 710	1 634 571	1 417 601	870 479	806 917
1 DENTAL INSTRUMENTS NES	7 095	6 353	95 472	88 639	50 929	50 464
2 OTHR. MEDICAL INSTRUMENTS	158 154	134 372	1 320 635	1 152 541	703 154	655 928
3 THERAPEUTIC APPARATUS	27 248	23 685	141 753	114 719	75 527	65 264
4 MEDICAL, BARBER'S FURNITRE	23 596	21 300	76 511	61 702	40 869	35 261
873 METERS, COUNTERS, NES	41 340	43 820	220 351	204 192	117 156	116 293
1 GAS, LIQUID, ELECTR. METERS	26 777	31 230	82 651	85 136	43 977	48 590
2 REV. COUNTERS, METERS ETC.	14 563	12 590	137 700	119 056	73 179	67 703
874 MEASURE, CONTROL INSTRMNT	362 832	330 116	5 703 609	4 914 306	3 037 815	2 797 952
1 COMPASSES, SURVEY INSTRMNT	6 606	5 219	390 770	313 859	208 195	179 267
2 DRAWING, MEASURG. INSTRMNT	112 567	104 683	1 401 463	1 239 896	747 195	706 092
3 GAS, LIQ. MEAS. CONTRL. INST	41 159	35 970	512 274	408 967	272 697	233 005
4 INSTRUMENTS, ANALYSIS ETC	29 685	29 492	934 066	854 749	497 931	485 663
5 MEAS. CONTRL. SCI INST. NES	48 685	41 740	477 066	407 696	254 169	231 904
6 AUTOMATIC CONTROL INSTRMT	88 699	76 434	833 374	642 541	443 075	366 177
7 OSCILLOSCOPES, ETC.	29 665	30 393	1 071 909	968 453	570 568	551 201
9 PARTS, MACH, INSTRMNT, NES	5 766	6 185	82 687	78 145	43 985	44 643
881 PHOTOGRAPH APPAR. ETC. NES	103 040	102 507	1 313 177	1 225 147	699 406	696 159
1 CAMERAS, FLASH EQUIPT, ETC	40 575	40 836	848 837	786 809	452 153	446 275
2 CINE. CAMERAS, PROJECT. ETC	3 569	2 826	34 507	32 809	18 530	18 640
3 PHOTO. CINE. EQUIPMENT NES	58 896	58 845	429 493	405 529	228 723	231 244
882 PHOTO. CINEMATOGRPH. SUPPL	852 777	758 467	2 440 679	2 256 649	1 298 257	1 283 998
1 PHOTO CHEM. GOODS, RETAIL	330 859	324 340	411 071	369 713	218 637	210 655
2 PHOTO FILM FLAT UNEXPOSD	136 188	129 174	610 703	592 418	325 127	337 312
3 PHOTO FILM ROLL UNEXPOSD	136 037	109 663	879 280	788 157	467 425	447 899
4 PHOTO PAPER ETC. UNEXPOSD	243 850	189 826	423 107	384 364	225 056	218 617
5 PHOTO FILM, EXPOSD, UNDEVD	3 099	3 528	9 169	18 868	4 667	10 679
6 PHOTO FILM, EXPOSED DEVPD	2 744	1 936	107 349	103 129	57 145	58 736
883 CINE. FILM EXPOSD. DEVELOPD	2 519	2 848	36 323	40 708	19 390	23 183
1 CINE FILM, 35MM+, DEVELOPED	2 416	2 690	32 608	36 396	17 420	20 744
9 OTH. CINE FILM EXPSD, DEVD	103	159	3 715	4 312	1 970	2 439
884 OPTICAL GOODS NES	34 192	35 986	976 970	991 423	519 979	565 330

4 IMPORTS AND EXPORTS (SPECIAL TRADE) BY GROUPS AND SUBGROUPS OF THE SITC-REV. III
4.1 IMPORTS

GROUP / SUBGROUP	1989 DT = 100 KG	1988	1989 1 000 DM	1988	1989 1 000 \$	1988
8841 OPTC.FIBR.LENS ETC.UNMNT	11 188	12 098	258 748	240 400	137 653	136 837
2 SPECTACLES AND FRAMES	15 816	16 727	426 901	450 303	227 183	257 273
3 LENSES, PRISMS, ETC. MOUNTD	7 188	7 161	291 321	300 720	155 143	171 220
885 WATCHES AND CLOCKS	86 417	91 477	1 440 570	1 300 728	766 714	739 681
891 ARMS AND AMMUNITION	63 276	47 703	172 054	122 967	92 045	70 206
1 ARMD.FIGHT.VEHCL.WEAPONS	1 226	1 278	23 534	22 230	12 542	12 676
2 BOMB,MINES,MISSL.AMM.ETC	54 789	38 711	89 727	43 940	48 175	25 109
3 NON-MILITARY ARMS	4 832	5 005	40 603	41 982	21 663	23 955
9 PARTS,ACCESSOR.OF WEAPON	2 419	2 709	18 190	14 815	9 665	8 466
892 PRINTED MATTER	2 287 937	2 096 891	1 937 621	1 710 640	1 032 797	972 554
1 PRINTED BOOKS,GLOBES ETC	619 122	573 265	706 790	617 620	376 623	351 108
2 NEWSPAPER,PERIODICAL,ETC	549 554	552 214	330 595	337 028	176 021	191 875
4 POSTCARDS,TRANSFERS ETC.	39 219	35 634	103 257	90 524	54 985	51 547
8 PRINTED MATTER, NES	1 080 042	935 778	796 979	665 468	425 168	378 024
893 ARTICLES,NES,OF PLASTICS	4 296 302	3 734 914	3 576 855	3 042 552	1 903 649	1 733 201
1 PLASTIC CONTAINERS ETC.	1 711 403	1 425 910	1 022 332	852 858	544 540	485 754
2 BUILDERS'WARE, PLASTICS	441 432	383 263	454 923	379 481	241 766	215 898
3 PLASTIC FLR.WALL,COVERNG	991 377	900 791	658 232	581 337	350 283	331 867
9 PLASTIC ARTICLES NES	1 152 090	1 024 950	1 441 368	1 228 876	767 060	699 682
894 BABY CARRIAGE,TOYS,GAMES	1 674 844	1 586 343	2 752 078	2 466 345	1 465 086	1 398 107
1 BABY CARRIAGES,PARTS,NES	45 022	29 428	52 992	33 523	28 126	19 048
2 CHILDREN'S TOYS	819 522	772 775	1 378 256	1 258 431	794 071	713 118
3 FUNFAIR, TABLE GAME ARTCL	172 468	157 534	362 579	315 283	193 489	179 052
4 FESTIVE ARTICLES ETC.NES	121 610	105 601	194 745	172 979	103 315	96 832
6 FAIRGROUND AMUSEMNTS ETC	23 013	16 676	23 324	14 241	12 456	8 076
7 SPORTS GOODS	493 209	500 329	740 182	671 888	393 629	381 981
895 OFFICE,STATIONERY SUPPLS	205 057	206 737	506 037	484 006	270 175	275 532
1 BASE METAL OFFICE SUPPLS	71 486	71 802	49 229	45 050	26 195	25 657
2 PENS,PENCILS,FOUNTN.PENS	63 775	59 763	232 467	206 982	123 761	117 636
9 OTH.OFFICE, STATURY. SUPPL	69 796	75 172	224 341	231 974	120 219	132 239
896 WORKS OF ART,ANTIQUE ETC	39 602	41 179	759 863	642 644	405 562	365 571
1 HAND PAINTNGS,DRAWNG ETC	4 052	3 865	326 170	240 215	174 483	136 407
2 ORIGINAL PRINTS ETC.	302	255	36 176	26 353	19 277	15 003
3 ORIGINAL SCULPTURES ETC.	4 450	4 785	62 883	61 381	33 302	34 834
4 STAMPS FOR PHILATELY	2 590	2 919	123 287	124 885	65 634	71 351
5 COLLECTIONS SCIENTFC.ETC	2 811	2 535	85 522	78 318	45 718	44 431
6 ANTIQUES OVER 100YRS OLD	25 397	26 820	125 825	111 492	67 148	63 545
897 GOLD,SILVERWARE,JEWL NES	26 033	25 951	1 103 143	906 216	587 947	514 331
898 MUSICAL INSTRUMENTS,ETC.	912 355	835 405	3 276 352	2 789 659	1 746 039	1 587 900
1 STRING MUSICAL INSTRUMNT	40 374	44 259	84 003	80 049	44 924	45 567
2 MUSICAL INSTRUMENTS NES	63 142	55 509	321 448	285 676	172 080	162 754
4 MAGNETIC TAPE,UNRECORDED	512 196	484 822	1 120 903	1 043 753	596 736	595 065
5 OTH.BLANK RECORDNG MEDIA	70 114	62 085	368 606	330 201	195 770	188 123
6 MAGNETIC TAPES, RECORDED	36 284	30 580	251 882	212 538	134 235	120 760
7 OTHER RECORDED MEDIA	171 361	137 746	1 065 058	777 838	568 042	441 705
9 PARTS,MUSICAL INSTRUMENT	18 864	20 404	64 452	59 604	34 252	33 926
899 MISC MANUFCTRD GOODS NES	1 114 261	1 136 688	1 810 833	1 702 953	963 765	969 012
1 CARVED,MOULDED GOODS NES	6 608	6 825	32 638	33 587	17 367	19 105
2 ARTIFICIAL FLOWERS ETC.	75 748	59 128	158 494	124 875	84 152	70 840
3 CANDLES,MATCHES,ETC.	419 765	422 116	301 351	270 844	160 454	153 955
4 UMBRELLAS,WALKING-STICKS	167 174	174 374	186 923	181 057	99 650	103 175
6 ARTIFICIAL AIDS,DISABLED	9 271	8 807	542 139	562 544	288 873	319 735
7 BASKETS,BROOMS,BRUSH,ETC	336 350	372 096	250 526	239 758	133 368	136 665
8 SMALL-WARES,TOILETRS NES	67 103	59 909	235 938	199 598	125 413	113 780
9 MANUFACTURED GOODS,NES.	32 242	33 433	102 824	90 690	54 488	51 757
911 MAIL NOT CLASSED BY KIND ¹⁾	-	-	-	-	-	-
931 SPEC.TRANSACTION NOT CLASSD ²⁾	5 143 457	4 897 318	12 197 854	10 684 168	6 491 525	6 072 291
941 COMPL IND PLANT CHAPT 99	-	-	-	-	-	-
961 COIN NONGOLD NONCURRENT ¹⁾	927	3 489	98 247	122 556	52 604	69 638
971 GOLD,NONMONTRY EXCL ORES	4 179	9 561	2 027 402	2 303 226	1 079 528	1 313 494
972 1)	67	86	193 700	260 789	104 450	150 161
TOTAL	9 546 818 231	9 506 473 212	506 464 705	439 609 422	269 680 360	250 443 392

1) SEE INTRODUCTION, CIPHER 2.3.

2) INCL. COMPLETE INDUSTRIAL PLANT N.E.S.

4. IMPORTS AND EXPORTS (SPECIAL TRADE) BY GROUPS AND SUBGROUPS OF THE SITC-REV. III
4.2 EXPORTS

GROUP / SUBGROUP	1989 DT = 100 KG	1988	1989 1 000 DM	1988	1989 1 000 \$	1988
001 LIVE ANIMALS	2 183 345	1 699 439	1 035 716	735 462	551 344	418 041
1 BOVINE ANIMALS, LIVE	1 407 781	1 021 399	669 213	456 955	355 944	259 227
2 SHEEP AND GOATS, LIVE	90 265	90 481	34 945	34 068	18 596	19 331
3 SWINE, LIVE	445 058	410 301	180 248	123 719	101 387	70 537
4 POULTRY, LIVE	162 938	111 850	57 293	53 005	30 572	30 248
5 EQUINE SPECIES, LIVE	74 897	62 881	68 792	52 689	36 738	30 135
9 LIVE ANIMALS, NES	2 406	2 527	15 225	15 026	8 107	8 565
011 BOVINE MEAT	5 639 285	4 313 951	2 900 146	2 256 144	1 539 009	1 280 511
1 BOVINE MEAT, FRSH, CHILLED	3 053 234	2 637 253	2 214 826	1 805 428	1 175 699	1 023 767
2 BOVINE MEAT, FROZEN	2 586 051	1 676 698	685 320	450 716	363 310	256 744
012 OTHER MEAT, MEAT OFFAL	1 763 460	1 702 159	668 051	545 873	355 192	310 427
1 MEAT OF SHEEP OR GOATS	19 503	20 391	14 417	11 452	7 691	6 495
2 MEAT OF SWINE	918 927	1 000 812	411 276	364 598	218 813	207 849
3 POULTRY, MEAT AND OFFAL	312 927	243 364	88 834	53 881	47 166	30 375
4 MEAT OF HORSES, MULES, ETC	1 107	1 206	516	511	275	292
5 EDIBLE OFFAL	479 992	406 007	115 095	83 179	61 189	47 406
9 MEAT, EDIBLE OFFAL, NES	31 004	30 379	37 913	32 252	20 058	18 010
016 MEAT, ED. OFFL, DRY, SLT, SMK	175 876	166 806	126 398	107 491	67 008	61 020
1 PIGMEAT, DRY, SALT, SMOKED	173 863	164 177	125 473	106 383	66 523	60 386
8 OTH. MEAT, OFF. DRY, SMK, SLT	2 013	2 629	925	1 108	485	634
017 MEAT, OFFL, PRPD, PRSVD, NES	441 147	384 980	354 591	299 860	188 424	170 381
1 EXTRACT, JUICE MEAT, FISH	814	684	1 556	1 364	825	778
2 SAUSAGE OF MEAT, OFFL, ETC	230 863	222 355	182 297	163 129	96 920	92 664
3 LIVER, PREPRD, PRSRVD, NES	4 541	4 699	5 263	5 228	2 788	2 967
4 POULTRY, PRPD, PRSRVD, NES	76 814	51 259	63 089	42 152	33 480	23 955
5 PORK, PREPRD, PRSRVD, NES	105 679	86 267	86 745	74 556	46 068	42 370
6 BVD. MEAT, PRPD, PRSRVD, NES	20 855	16 215	14 175	11 635	7 562	6 628
9 OTH. MEAT, PRPD, PRSRVD NES	1 581	3 491	1 466	1 796	781	1 019
022 MILK AND CREAM	25 745 988	30 294 252	4 160 661	4 908 451	2 210 219	2 790 329
1 MILK EX. CONCENTD. SWEETND	15 862 137	16 814 693	1 287 178	1 252 011	685 207	710 275
2 MILK CONCENTD., SWEETENED	7 026 619	11 012 140	2 463 812	3 323 627	1 307 611	1 890 836
3 MILK PRODUCTS	983 875	697 503	256 329	172 558	135 740	98 287
4 WHEY, MILK PRODUCTS NES	1 873 357	1 769 916	153 342	160 255	81 661	90 931
023 BUTTER, OTHER FAT OF MILK	1 059 342	2 557 206	507 676	530 898	270 713	303 403
024 CHEESE AND CURD	3 153 704	3 157 365	2 062 101	1 945 726	1 096 716	1 107 389
1 CHEESE, POWDERED, GRATED	7 271	5 810	8 545	6 970	4 520	3 974
2 PROCESSED CHEESE, WHOLE	573 352	552 967	393 352	360 193	209 497	205 260
3 BLUE-VEINED CHEESE	85 023	79 480	80 720	74 005	43 070	42 259
9 OTHER CHEESE; CURD	2 488 058	2 519 108	1 579 484	1 504 558	839 629	855 896
025 EGGS, BIRDS, YOLKS, ALBUMIN	546 979	477 527	133 252	104 384	71 024	59 321
1 BIRDS' EGGS, IN SHELL	453 427	393 165	94 136	73 610	50 245	41 914
2 BIRD EGGS UNSHELLED; YOLKS	60 360	60 840	19 734	20 374	10 488	11 562
3 EGG ALBUMIN	33 192	23 522	19 382	10 400	10 291	5 845
034 FISH, FRESH, CHILLED, FROZEN	842 740	565 163	311 567	235 412	165 536	134 677
1 FISH, FRESH, CHILLED, WHOLE	89 870	90 246	52 165	42 270	27 742	24 286
2 FISH, FROZEN EX. FILLETS	344 208	145 627	51 539	35 716	27 523	20 374
4 FISH FILLETS, FROZEN	346 573	270 235	183 377	137 280	97 255	78 516
5 FISH FILLETS, FRSH, CHILLD	62 089	59 055	24 486	20 146	13 016	11 501
035 FISH, DRIED, SALTED, SMOKED	34 034	27 196	25 994	24 238	13 880	13 798
1 FISH, DRIED, SALTED	14 969	15 943	8 372	9 197	4 470	5 209
2 FISH SALTED OR IN BRINE	3 189	980	464	436	249	253
3 FISH, SMOKED	6 090	4 188	14 314	10 657	7 635	6 059
4 FISH LIVER, RDE, DRD, SMKD.	1 674	3 280	1 959	3 546	1 058	2 046
5 FISH MEAL, FIT FOR FOOD	8 112	2 805	885	402	468	231
036 CRUSTACEANS, MOLLUSCS ETC	94 745	137 935	44 868	38 615	23 784	21 707
1 CRUSTACEANS, FROZEN	24 418	21 255	25 029	15 860	13 360	8 932
2 CRUSTACEANS, NOT FROZEN	22 448	28 097	14 632	14 025	7 698	7 830
3 MOLLUSCS	47 879	88 583	5 207	8 730	2 726	4 945
037 FISH ETC. PREPRD, PRSVD, NES	554 041	490 391	342 487	324 867	182 485	184 829
1 FISH, PREPRD, PRSRVD, NES	520 916	456 520	305 433	286 761	162 742	163 225
2 CRUSTACEA, MOLLC. PRPD NES	33 125	33 871	37 054	38 106	19 743	21 604
041 WHEAT, MESLIN, UNMILLED	39 993 605	31 814 440	1 364 644	800 283	720 211	462 090
1 DURUM WHEAT, UNMILLED	69 556	209 393	2 653	7 030	1 404	4 080
2 OTH. WHEAT, MESLIN, UNMILLED	39 924 049	31 605 047	1 361 991	793 253	718 807	458 010
042 RICE	319 025	350 632	51 093	52 439	27 199	29 853
1 RICE IN THE HUSK	269	969	71	174	32	95
2 RICE HUSKED	18 514	15 315	2 792	2 632	1 477	1 488
3 RICE, MILLD, SEMI-MILLED	300 242	334 348	48 230	49 633	25 690	28 270
043 BARLEY, UNMILLED	13 781 609	12 135 945	353 606	217 976	188 569	123 126
044 MAIZE UNMILLED	1 338 622	2 652 345	67 767	123 091	36 180	70 716
1 MAIZE SEED	34 586	23 445	12 211	9 876	6 492	5 747
9 MAIZE, OTHER UNMILLED	1 304 036	2 628 900	55 556	113 215	29 688	64 969
045 OTHER CEREALS, UNMILLED	1 406 403	2 407 636	54 100	63 512	28 308	36 248

4 IMPORTS AND EXPORTS (SPECIAL TRADE) BY GROUPS AND SUBGROUPS OF THE SITC-REV. III
4.2 EXPORTS

GROUP / SUBGROUP	1989 DT = 100 KG	1988	1989 1 000 DM	1988	1989 1 000 \$	1988
0451 RYE, UNMILLED	975 961	1 921 057	34 890	39 999	18 215	23 078
2 OATS, UNMILLED	418 001	475 108	17 776	22 254	9 335	12 456
3 GRAIN SORGHUM, UNMILLED	1 209	404	73	28	41	17
9 BUCKWHEAT ETC. UNMILLED	11 232	11 067	1 361	1 231	717	697
046 MEAL, FLOUR OF WHEAT, MSLN	4 544 731	4 607 407	236 078	178 304	125 932	101 708
1 FLOUR OF WHEAT, MESLIN	4 389 992	4 452 118	220 523	162 467	117 673	92 641
2 GROATS, MEAL, PELLTS, WHEAT	154 739	155 289	15 555	15 837	8 259	9 067
047 OTHER CEREAL MEAL, FLOURS	1 286 691	1 594 644	52 067	54 131	27 642	30 713
1 OTHER CEREAL FLOURS	90 417	94 513	5 531	6 245	2 931	3 550
2 CEREAL GROAT, MEAL, PELLTS	1 196 274	1 500 131	46 536	47 886	24 711	27 153
048 CEREAL PREPARATIONS	6 165 835	5 837 704	1 572 836	1 370 109	836 352	776 994
1 CEREAL GRAINS, PREPRD NES	812 197	1 021 831	268 386	252 101	142 906	141 805
2 MALT, INCL. MALT FLOUR	2 625 730	2 380 689	166 988	121 767	88 417	69 166
3 PASTA, UNCOOKED, UNPREPRD.	136 346	145 549	30 516	32 690	16 251	18 665
4 BREAD, BAKED GOODS	2 402 136	2 130 367	1 061 230	928 647	564 463	527 436
5 MIXES, DOUGHS FOR 048.4	189 426	159 268	45 716	34 904	24 315	19 922
054 VEGETABLES	7 664 890	8 290 310	516 110	476 553	275 914	273 734
1 POTATOES, FRESH, CHILLED	5 301 576	5 912 444	105 960	98 388	56 502	55 045
2 LEGUMES, DRIED, SHELLED	164 967	140 317	23 116	21 470	12 437	12 473
4 TOMATOES, FRESH, CHILLED	24 528	27 922	4 159	3 930	2 240	2 219
5 OTH. FRSH, CHLL. VEGETABLES	903 602	813 814	81 302	68 781	43 127	39 123
6 VEGETABLES FROZEN	240 039	211 715	38 303	33 619	20 416	19 213
7 VEGETABLES PROV. PRESVRD	32 618	23 689	13 212	10 405	7 048	5 890
8 VEG. PRODUCTS, ROOTS, TUBRS	957 560	1 160 409	250 058	239 960	134 144	139 771
056 VEGETABLES, PRPD, PRSVD, NES	1 491 662	1 323 950	440 748	375 501	234 712	213 697
1 VEGETABLES, DRIED	112 253	102 334	87 928	76 793	46 858	43 803
4 FRUIT, VEG. FLOUR, MEAL, FLK	40 504	47 349	10 482	13 303	5 585	7 629
6 VEGETABLE, UNPICKLED FRZN	394 945	359 415	69 525	51 511	37 085	29 369
7 VEG. PREPARED, PRESVRD, NES	943 960	814 852	272 813	233 894	145 184	132 896
057 FRUIT, NUTS EXCL. OIL NUTS	1 965 983	1 747 463	380 592	365 542	202 618	207 042
1 ORANGES, ETC.	224 124	204 226	22 336	19 443	12 178	11 140
2 OTH. CITRUS, FRESH, DRIED	172 835	157 300	22 129	18 386	11 775	10 333
3 BANANAS, FRESH OR DRIED	359 038	296 274	38 300	35 024	20 317	19 999
4 APPLES, FRESH	499 337	358 391	38 113	31 570	20 404	18 003
5 GRAPES, FRESH OR DRIED	84 212	114 770	17 431	19 571	9 219	10 813
6 FIGS, FRESH OR DRIED	5 640	3 315	2 161	999	1 156	556
7 EDIBLE NUTS FRESH, DRIED	262 964	290 544	150 805	164 723	80 585	93 757
9 FRUIT, FRESH, DRIED, NES	357 833	322 643	89 317	75 826	46 984	42 441
058 FRUIT, PRESERVED, PREPARED	1 156 908	1 052 875	404 124	371 249	215 121	211 164
1 JAMS, JELLIES, MARMALADES	209 397	188 384	53 301	49 247	28 348	28 046
2 FRUIT, NUTS PROV. PRESVRD	8 777	5 765	1 907	1 451	1 004	823
3 FRUIT, NUTS, FROZEN	245 690	180 788	59 272	48 820	31 558	27 822
9 FRUIT, NUTS, PRSVD, PPD, NES	693 044	677 938	289 644	271 731	154 211	154 473
059 FRUIT, VEGETABLE JUICES	3 313 526	3 054 381	547 400	505 028	291 222	288 098
1 ORANGE JUICE	1 076 503	1 034 789	169 846	141 458	90 658	80 815
2 GRAPEFRUIT JUICE	74 626	81 632	13 622	15 211	7 262	8 769
3 JUICE, OTHER CITRUS FRUIT	16 222	11 308	4 191	5 230	2 240	2 959
9 JUICES, OTHER THAN CITRUS	2 144 175	1 926 652	359 741	343 129	191 062	195 555
061 SUGARS, MOLASSES, HONEY	13 273 968	13 146 025	915 535	774 722	489 164	435 731
1 SUGARS, BEET OR CANE, RAW	316 794	199 276	14 392	8 803	7 581	4 686
2 OTHER BEET, CANE SUGAR	10 041 693	10 525 911	634 490	534 569	339 681	299 653
5 MOLASSES	701 360	295 924	11 746	5 099	6 297	2 886
6 NATURAL HONEY	157 832	152 713	48 491	48 809	25 893	27 808
9 OTHER SUGARS	2 056 289	1 972 201	206 416	177 442	109 712	100 698
062 SUGAR CONFECTIONERY	705 994	609 033	318 141	267 571	169 257	152 044
1 FRUIT, ETC. PRSVD. BY SUGAR	2 481	2 477	1 717	1 744	905	988
2 SUGAR CONFECTIONERY	703 513	606 556	316 424	265 827	168 352	151 056
071 COFFEE, COFFEE SUBSTITUTE	1 576 771	1 399 301	1 247 057	1 176 653	663 467	669 154
1 COFFEE, NOT ROASTED	912 314	745 660	501 974	424 417	266 274	241 783
2 COFFEE, ROASTED	466 671	439 443	361 040	360 066	192 689	204 531
3 EXTRACTS, ETC. OF COFFEE	197 786	214 198	384 043	392 170	204 524	222 840
072 COCOA	1 021 180	927 756	455 331	451 192	242 649	256 699
1 COCOA BEANS	8 005	18 244	1 735	6 351	923	3 625
2 COCOA POWDER, UNSWEETENED	343 150	321 821	91 971	92 273	49 018	52 368
3 COCOA PASTE	301 809	255 232	126 700	122 915	67 436	69 726
4 COCOA BUTTER, FAT OR OIL	311 840	256 300	233 600	227 893	124 560	129 967
5 COCOA SHELLS, HUSKS, SKINS	56 376	76 159	1 325	1 760	712	1 013
073 CHOCOLATE, OTH. COCOA PREP	1 286 350	1 157 913	789 945	717 315	421 892	406 688
1 COCOA POWDER, SWEETENED	42 279	34 837	16 112	13 010	8 584	7 443
2 OTH. COCOA PREP. OVER 2KG.	228 748	272 902	97 793	121 504	52 175	69 139
3 OTH. COCOA PREP. LESS 2KG.	317 520	231 457	220 603	172 398	117 944	97 916
9 FOOD PREP. WITH COCOA, NES	697 803	618 717	455 437	410 403	243 189	232 190
074 TEA AND MATE	62 629	53 876	62 583	59 580	33 334	33 509
1 TEA	61 609	53 062	61 143	56 341	32 576	31 689
3 MATE; EXTRACTS, ETC. OF TEA	1 020	814	1 440	3 239	758	1 820
075 SPICES	95 171	82 033	80 221	78 017	42 557	44 153
1 PEPPER, DRY, CRUSHD, GROUND	43 499	34 826	28 546	28 300	15 203	16 096

4 IMPORTS AND EXPORTS (SPECIAL TRADE) BY GROUPS AND SUBGROUPS OF THE SITC-REV. III
4.2 EXPORTS

GROUP / SUBGROUP	1988 DT = 100 KG	1988	1989 1 000 DM	1988	1989 1 000 \$	1988
0752 SPICES, EX. PEPPER, PIMENTO	51 672	47 207	51 675	49 717	27 354	28 057
081 ANIMAL FEED STUFF	34 494 145	35 323 861	2 084 644	1 999 438	1 111 911	1 137 082
1 HAY, FODDER, GREEN OR DRY	2 415 481	2 998 250	41 213	50 637	21 924	28 816
2 BRAN, SHARPS, OTH. RESIDUES	1 842 222	1 887 953	53 591	53 043	28 588	30 067
3 OIL-CAKE, OILSEED RESIDUE	13 642 462	16 044 133	595 288	645 819	317 356	367 734
4 FLR. ETC. MEAT, FSH, AN. FEED	3 428 139	2 543 801	286 793	222 703	152 696	125 844
5 VEGETABLE RESIDUES, WASTE	3 070 799	3 382 683	50 160	52 364	26 873	29 645
9 FOOD WASTE, ANIMAL FEEDS	10 095 042	8 467 041	1 057 599	974 872	564 474	554 976
091 MARGARINE AND SHORTENING	681 438	608 196	125 000	104 155	66 661	59 061
098 EDIBLE PROD. PREPRTNS, NES	2 990 045	2 665 511	1 202 264	1 004 494	639 061	571 381
1 HOMOGENIZED FOOD PREPRTNS	136 375	33 982	46 908	12 914	24 924	7 297
4 SAUCE, SEASONING, CONDIMENT	645 245	529 555	143 906	116 660	76 347	66 356
5 SOUPS AND BROTHS	90 708	69 836	44 113	37 135	23 614	21 189
6 YEASTS	79 835	88 046	17 810	14 997	9 451	8 475
9 FOOD PREPARATIONS, NES	2 037 882	1 943 992	949 527	822 788	504 725	468 064
111 NON-ALCOHOL. BEVERAGE, NES	79 582 689	74 533 467	321 760	242 329	170 484	137 927
112 ALCOHOLIC BEVERAGES	8 657 453	8 278 013	1 749 789	1 554 372	928 159	882 572
1 WINE OF FRESH GRAPES	2 944 272	2 792 818	823 112	757 935	437 443	430 390
2 FERMENTED BEVERAGES, NES	77 729	55 874	16 088	10 113	8 694	5 733
3 BEER ETC. MADE FROM MALT	5 302 596	5 271 643	701 184	665 761	371 287	378 105
4 SPIRITS	332 856	157 678	209 405	120 563	110 735	68 344
121 TOBACCO, UNMANUFACTURED	172 694	197 695	79 252	65 513	42 167	37 362
1 TOBACCO, NOT STRIPPED, ETC	78 403	108 186	18 458	13 353	9 899	7 688
2 TOBACCO, STEMMED, STRIPPED	61 456	53 067	58 328	48 287	30 953	27 487
3 TOBACCO REFUSE	32 835	36 442	2 466	3 873	1 315	2 187
122 TOBACCO, MANUFACTURED	657 430	627 805	1 466 303	1 387 012	780 303	788 913
1 CIGARS, CHEROOT, CIGARILLO	4 494	5 301	34 858	34 510	18 458	19 611
2 CIGARETTES CONTG. TOBACCO	542 393	533 314	1 306 563	1 218 725	695 360	693 112
3 OTH. MANUFACTURED TOBACCO	110 543	89 190	125 082	133 777	66 485	76 190
211 HIDES, SKINS (EX. FURS), RAW	1 304 362	1 361 116	478 536	479 693	255 047	274 292
1 BOVINE, EQUINE HIDES, SKIN	1 133 149	1 082 929	403 348	382 654	215 018	218 815
2 WHOLE BOVIN. HIDE < 8KG DRY	52 843	159 586	31 135	54 198	16 581	31 101
4 GOAT, KID SKIN, EX. FURSKIN	243	502	210	358	110	201
6 SHEEP SKIN, EXCEPT FURSKIN	75 781	68 646	27 223	28 561	14 471	16 288
7 SHEEP SKIN WITHOUT WOOL	2 891	2 104	2 353	3 569	1 253	2 017
9 HIDE, SKIN NES, LTHR. WASTE	39 455	47 349	14 267	10 353	7 614	5 870
212 FURSKINS, RAW	2 692	2 978	27 506	37 565	14 810	21 855
1 MINK SKINS, RAW, WHOLE	677	706	21 435	28 231	11 574	16 495
2 OTHER RAW FURSKINS	2 014	2 270	6 060	9 317	3 230	5 352
3 FUR PCS. ETC. FURRIER USE	1	2	11	17	6	8
222 OILSEED (SFT. FIX VEG. OIL)	2 919 225	1 742 710	278 268	156 779	146 440	87 848
1 GROUNDNUTS (PEANUTS)	72 201	69 509	11 100	10 712	5 887	6 080
2 SOYA BEANS	38 833	36 946	3 931	3 217	2 070	1 827
3 COTTON SEEDS	38	-	8	-	4	-
4 SUNFLOWER SEEDS	130 317	39 284	13 493	3 606	7 240	2 060
5 SESAME (SESAMUM) SEEDS	10 337	8 580	2 725	1 441	1 456	821
6 RAPE, COLZA, MUSTARD SEEDS	2 667 164	1 588 389	246 969	137 801	129 762	77 059
7 SAFFLOWER SEEDS	335	2	42	2	21	1
223 OILSEED (OTH. FIX. VEG. OIL)	109 261	107 720	15 456	14 696	8 202	8 323
1 COPRA	858	-	57	-	33	-
2 PALM NUTS, PALM KERNELS	-	258	-	19	-	10
4 LINSEED	15 469	11 892	2 735	2 290	1 448	1 301
5 CASTOR OIL SEEDS	80	160	14	18	7	9
7 OIL SEEDS, ETC. NES	15 696	13 411	4 149	3 637	2 188	2 070
9 FLOUR, MEAL, FROM OILSEEDS	77 158	81 999	8 501	8 732	4 526	4 933
231 NATURAL RUBBER, ETC.	83 698	78 140	19 526	19 750	10 384	11 196
1 NATURAL RUBBER LATEX	16 485	23 204	5 124	6 785	2 726	3 829
2 NATURAL RUBBER EXC. LATEX	67 157	54 600	14 296	12 862	7 602	7 311
3 OTHER NATURAL GUMS	56	336	106	103	56	56
232 SYNTHETIC RUBBER, ETC.	4 028 179	4 034 454	919 761	880 576	488 489	502 494
1 SYNTHETIC RUBBER	3 751 693	3 661 697	899 445	851 755	477 716	486 116
2 RECLMD. UNHD. RUBBER; WASTE	276 486	372 757	20 316	28 821	10 773	16 378
244 CORK, NATURAL, RAW; WASTE	1 320	1 617	527	545	274	292
245 FUEL WOOD, WOOD CHARCOAL	81 827	137 231	7 205	7 629	3 795	4 346
246 WOOD IN CHIPS, PARTICLES	8 373 622	7 698 180	99 975	87 574	53 178	49 554
1 WOOD IN CHIPS, PARTICLES	2 948 551	2 250 603	33 834	26 585	17 982	15 059
2 SAWDUST, WOOD WASTE, SCRAP	5 425 071	5 447 577	66 141	60 989	35 196	34 495
247 WOOD ROUGH, ROUGH SQUARED	28 654 297	23 653 532	462 857	383 471	245 882	218 347
248 WOOD, SIMPLY WORKED	9 735 549	9 671 347	790 955	741 215	420 893	423 474
1 RAILWAY, TRAMWAY SLEEPERS	256 617	259 610	11 810	12 637	6 257	7 152
2 WOOD, CONIFER, SAWN	5 630 924	5 626 366	372 766	350 572	198 097	200 132

4 IMPORTS AND EXPORTS (SPECIAL TRADE) BY GROUPS AND SUBGROUPS OF THE SITC-REV. III
4.2 EXPORTS

GROUP / SUBGROUP	1989 DT = 100 KG	1988	1989 1 000 DM	1988	1989 1 000 \$	1988
2483 WOOD, CONIF, WORKED, SHAPED	509 307	507 819	111 063	102 967	59 066	58 851
4 WOOD, NON-CONIFER, SAWN	3 229 583	3 163 200	243 822	223 928	130 061	128 100
5 WOOD, NON-CONIF. WRKD, SHPD	109 118	114 352	51 494	51 111	27 412	29 239
251 PULP AND WASTE PAPER	14 554 923	13 684 759	536 454	472 448	285 231	267 874
1 WASTE, SCRAP PAPER, PBOARD	12 726 133	11 646 466	246 721	210 353	131 272	119 205
2 MECHANICAL WOOD PULP	8 836	14 356	1 085	685	580	389
3 CHEM. WOOD PULP, DISSOLVING	563 867	549 218	84 519	68 098	44 845	38 608
4 CHEM. WOOD PULP, SODA, UNBL	4 999	3 268	674	472	369	275
5 CHEM. WOOD PULP, SODA, BLCH	116 931	59 228	17 565	7 507	9 257	4 231
6 CHEM. WOOD PULP, SULPHITE	997 035	1 312 391	153 215	164 145	81 524	93 191
9 SEMI-CHEMICAL PULPS	137 122	99 832	32 675	21 188	17 384	12 075
261 SILK	15 198	6 215	129 240	19 427	68 611	11 105
263 COTTON	776 633	648 651	182 556	134 007	97 206	76 340
1 COTTON, NOT CARDED, COMBED	291 548	184 505	93 716	54 662	49 845	31 049
2 COTTON LINTERS	221 232	232 393	53 267	47 595	28 376	27 124
3 COTTON WASTE	260 652	227 234	34 459	30 488	18 396	17 449
4 COTTON, CARDED OR COMBED	3 200	4 519	1 114	1 262	589	718
264 JUTE, OTH. TEXTL. BAST FIBR	6 823	5 075	467	364	242	212
1 JUTE, TEXTL. BAST FIBR. RAW	1 077	2 427	112	162	56	95
9 OTH. JUTE ETC.	5 746	2 648	355	202	186	117
265 VEGETABLE TEXTILE FIBRES	25 719	18 796	4 057	2 636	2 141	1 499
1 FLAX, WASTE FLAX	16 171	10 058	2 148	1 083	1 132	614
2 TRUE HEMP, WASTE TRUE HMP	181	186	538	507	283	285
4 SISAL, AGAVE FIBRES, WASTE	4 374	5 861	502	520	262	297
5 ABACA, MANILA HEMP, WASTE	538	705	127	165	67	97
7 COCONUT FIBRE AND WASTE	4 282	1 903	574	266	306	152
8 VEG. TEXTILE FIBRES, NES	173	83	168	95	91	54
266 SYNTHETIC FIBRES	3 231 383	3 357 391	1 236 120	1 230 758	657 833	703 204
267 OTH. MAN-MADE FIBRES	1 079 414	1 084 200	423 123	344 670	224 975	196 498
1 ARTIFICIAL FIBR, SPINNING	649 170	642 309	364 330	292 508	193 715	166 734
2 WASTE, MAN-MADE FIBRES	430 244	441 891	58 793	52 162	31 260	29 764
268 WOOL, OTH. ANIMAL HAIR	331 894	374 281	450 099	464 142	239 926	264 108
1 WOOL, GREASY	30 730	35 903	13 201	17 116	6 964	9 535
2 OTH. WOOL, UNPROCESSED	47 085	64 677	45 344	56 628	24 188	32 502
3 FINE ANIMAL HAIR, UNPROCD	8 086	7 919	38 549	33 839	20 560	19 275
5 HORSEHAIR, CRSE. ANML. HAIR	3 066	3 131	3 011	3 598	1 616	2 039
6 WASTE WOOL, ANIMAL HAIR	78 424	75 258	41 280	34 851	22 045	19 942
7 WOOL, ANIMAL HAIR, CARDED	164 503	187 393	308 714	318 110	164 553	180 815
269 WORN CLOTHING, TEXTL. APTL	1 900 371	1 726 965	166 835	150 820	88 793	86 107
272 FERTILIZERS, CRUDE	954 465	1 068 987	27 153	27 326	14 457	15 654
1 ANIMAL, VEG., FERTILIZERS	192 979	328 380	7 599	9 878	4 035	5 709
2 SODIUM NITRATE	275 132	258 545	14 824	13 095	7 899	7 457
3 NATURAL CALC. PHOSPHATES	50 894	51 891	948	929	503	527
4 CRUDE NATRL. POTASS. SALTS	435 460	430 171	3 782	3 424	2 020	1 961
273 STONE, SAND AND GRAVEL	256 426 318	218 142 379	448 751	375 079	238 175	212 644
1 BUILDING, DIMENSION STONE	4 552 405	3 860 739	26 616	21 863	14 083	12 351
2 GYPSUM, LIMESTONE ETC.	5 021 602	4 641 989	59 152	51 689	31 472	29 487
3 SANDS, NATRL. NOT MTL. BRNG	100 423 111	85 942 176	116 439	98 175	61 853	55 734
4 GRAVEL, CRUSHD. STONE, AGGR	145 429 200	123 697 475	246 544	203 952	130 767	115 072
274 SULPHUR, UNPRSTD. IRON PYRS	6 275 874	6 984 241	144 353	138 274	76 507	78 980
1 SULPHUR, EXCLDNG. PURIFIED	6 260 880	6 971 060	142 376	136 509	75 457	77 971
2 IRON PYRITES, UNROASTED	14 994	13 181	1 977	1 765	1 050	1 008
277 NATURAL ABRASIVES, NES	3 614 127	2 930 546	77 276	62 717	41 279	35 642
1 INDUSTRIAL DIAMONDS	28	122	13 794	9 236	7 337	5 222
2 NATURAL ABRASIVES, NES	3 614 099	2 930 424	63 482	53 481	33 942	30 420
278 OTHER CRUDE MINERALS	122 771 962	107 287 525	852 983	688 868	453 799	392 652
281 IRON ORE, CONCENTRATES	361 428	377 274	1 895	2 348	1 012	1 363
282 FERROUS WASTE AND SCRAP	48 466 118	45 968 873	1 581 261	1 270 764	839 029	722 334
1 WASTE, SCRAP OF CAST IRON	1 135 402	1 180 344	27 610	24 147	14 616	13 706
2 WASTE, SCRAP, ALLOY STEEL	2 117 704	2 182 646	524 112	405 408	277 978	230 015
3 OTH. FERROUS WASTE, SCRAP	45 213 012	42 605 883	1 029 539	841 209	546 435	478 613
283 COPPER ORES, CONCENTRATES	17 934	59 510	2 196	9 678	1 177	5 527
1 COPPER ORES, CONCENTRATES	1 492	59 438	201	9 620	104	5 492
2 COPPER MATTES, ETC.	16 442	72	1 995	58	1 073	35
284 NICKEL ORES, CONCTR, MATTE	476	778	128	132	68	75
1 NICKEL ORES, CONCENTRATES	476	772	84	103	43	58
2 NICKEL MATTES, SINTRS. ETC	-	6	44	29	25	17
285 ALUMINIUM ORE, CONCTR. ETC	3 185 175	3 399 078	238 121	233 190	126 791	132 955
1 ALUMINIUM ORE, CONCENTRAT	609 818	553 776	15 086	13 959	8 035	8 001

4 IMPORTS AND EXPORTS (SPECIAL TRADE) BY GROUPS AND SUBGROUPS OF THE SITC-REV. III
4.2 EXPORTS

GROUP / SUBGROUP	1989 DT = 100 KG	1988	1989 1 000 DM	1988	1989 1 000 \$	1988
2852 ALUMINA (ALUMINIUM OXIDE)	2 575 357	2 845 302	223 035	219 231	118 756	124 954
286 URANIUM, THORIUM ORES, ETC	73 868	27	147	68	78	38
1 URANIUM ORE, CONCENTRATES	73 868	27	147	68	78	38
2 THORIUM ORE, CONCENTRATES	-	-	-	-	-	-
287 ORE, CONCENTR. BASE METALS	1 084 388	1 084 144	120 231	73 549	63 681	42 170
288 NON-FERROUS WASTE, SCRAP	6 385 338	5 757 816	1 303 817	915 086	693 473	519 831
1 ASH, RESIDUES METALS NES	2 823 120	2 643 747	262 382	159 837	139 144	90 790
2 OTH. NON-FERR. METAL WASTE	3 562 218	3 114 069	1 041 435	755 249	554 329	429 041
289 PREC. METAL ORES, CONCENTRATES	15 386	15 622	26 837	22 343	14 291	12 436
1 PREC. MET. ORE, CONCENTRATES	5	-	4	2	2	1
2 PREC. METAL WASTE, SCRAP	15 381	15 622	26 833	22 341	14 289	12 435
291 CRUDE ANIMAL MATERIALS, NES	2 074 022	1 893 165	436 195	380 111	231 831	216 148
1 BONE, HORN, IVORY, CORAL, ETC	1 027 578	923 467	44 260	30 213	23 592	17 133
9 OTH. ANIMAL MATERIALS NES	1 046 444	969 698	391 935	349 898	208 239	199 015
292 CRUDE VEG. MATERIALS, NES	1 194 797	1 028 485	877 726	810 787	469 098	463 992
321 COAL, NOT AGGLOMERATED	57 830 343	47 011 792	1 031 440	990 641	549 731	564 661
1 ANTHRACITE, NOT AGGLOMERATED	11 831 291	10 729 256	398 366	385 050	212 366	218 908
2 OTH. COAL, NOT AGGLOMERATED	45 999 052	36 282 536	633 074	605 591	337 365	345 753
322 BRIQUETTES, LIGNITE, PEAT	30 522 801	28 803 565	437 698	428 769	232 799	244 388
1 BRIQUETTES, COAL	3 101 410	3 113 402	94 200	98 095	49 961	55 845
2 LIGNITE	7 727 400	7 930 506	111 517	121 243	59 414	69 028
3 PEAT	19 693 991	17 759 657	231 981	209 431	123 424	119 515
325 COKE, SEMI-COKE, RET. CARBON	45 304 110	35 522 599	1 268 292	1 154 280	672 924	658 258
333 PETROLEUM OILS, CRUDE	602	202 494	35	4 179	18	2 467
334 PETROLEUM PRODUCTS	83 696 961	74 579 037	3 021 936	2 312 859	1 607 250	1 310 315
1 MOTOR GASOLINE, LIGHT OIL	16 261 065	13 932 049	695 510	475 404	368 332	268 497
2 KEROSENE, MEDIUM OILS	17 348 852	16 858 169	718 877	608 578	382 027	343 707
3 GAS OILS	24 571 371	17 601 204	779 782	473 701	416 082	269 974
4 FUEL OILS, NES	21 694 789	22 374 924	373 779	344 240	199 001	194 887
5 LUBRICANTS	3 820 884	3 812 691	453 988	410 936	241 808	233 250
335 RESIDUAL PETROL. PRODUCTS	20 569 849	18 202 633	864 772	741 108	459 329	420 221
1 PETROLEUM JELLY, WAX ETC	2 227 916	1 972 772	263 824	229 353	140 448	130 061
2 MINERAL TARS AND PRODUCTS	4 368 937	3 791 499	163 749	129 705	87 198	73 875
3 MINERAL TAR PITCH, P. COKE	2 356 230	2 435 323	100 216	115 692	53 273	65 998
4 PETROL. BITUMEN, COKE, ETC	11 616 706	10 003 039	336 983	266 358	178 410	150 287
342 LIQUEFIED PROPANE, BUTANE	3 728 586	3 774 433	105 842	96 538	56 522	55 041
1 PROPANE, LIQUEFIED	1 472 280	1 794 068	43 258	46 768	23 204	26 747
5 BUTANES, LIQUEFIED	2 256 306	1 980 365	62 584	49 770	33 318	28 294
343 NATURAL GAS	9 377 203	9 425 688	234 072	249 688	125 686	143 473
1 NATURAL GAS, LIQUEFIED	226	719	54	108	30	62
2 NATURAL GAS, GASEOUS	9 376 977	9 424 969	234 018	249 580	125 656	143 411
344 PETROLEUM GASES, NES	1 975 360	1 377 474	56 615	34 653	30 140	19 399
1 ETHYLENE, ETC., LIQUEFIED	1 157 543	808 326	46 892	28 188	24 949	15 734
2 GAS. HYDROCARBON, LIQ., NES	129 435	50 774	4 906	2 452	2 623	1 374
9 GAS. HYDROCARBON, GAS., NES	688 382	518 374	4 817	4 013	2 568	2 291
345 COAL GAS, WATER GAS, ETC.	-	-	-	-	-	-
351 ELECTRIC CURRENT, MWH	14 073 333	14 470 239	863 375	905 699	462 199	522 988
411 ANIMAL OILS AND FATS	2 846 237	3 059 336	221 034	231 332	117 570	131 396
1 FAT, OIL, FISH, MAR. MAMMALS	113 133	64 964	7 895	7 258	4 228	4 114
2 LARD; OTH. PIG, POULTRY FAT	730 386	784 632	55 025	58 646	29 305	33 367
3 ANIMAL OIL, FAT, GREASE, NES	2 002 718	2 209 680	158 114	165 428	84 037	93 915
421 FIXED VEG. FAT, OILS, SOFT	9 657 244	9 299 999	866 185	744 851	460 034	421 536
1 SOYA BEAN OIL, FRACTIONS	1 799 372	1 862 000	161 105	149 126	85 538	85 107
2 COTTON SEED OIL, FRACTIONS	751	312	170	91	88	48
3 GROUNDNUT OIL, FRACTIONS	20 884	14 312	3 351	2 236	1 770	1 248
4 OLIVE OIL ETC.	4 022	5 308	1 962	2 384	1 037	1 339
5 SUNFLOWER SEED OIL, ETC.	861 751	842 780	109 194	85 500	57 800	48 573
6 MAIZE (CORN) OIL, FRACTIONS	135 832	170 490	18 008	21 812	9 630	12 271
7 RAPE, COLZA, MUSTARD OIL	6 830 233	6 400 697	570 658	482 357	303 238	272 189
8 SESAME OIL, FRACTIONS	4 399	4 100	1 737	1 345	933	761
422 FIXED VEG. FAT, OILS, OTHER	874 577	869 822	130 199	101 947	69 369	57 760
1 LINSEED OIL, FRACTIONS	333 400	377 518	47 801	31 591	25 601	17 786
2 PALM OIL, FRACTIONS	174 710	168 712	18 893	18 670	10 047	10 557
3 COCONUT OIL, FRACTIONS	270 341	222 225	34 885	26 608	18 489	15 138
4 PALM KERNEL OIL, FRACTIONS	28 405	20 026	4 029	2 435	2 149	1 377
5 CASTOR OIL, FRACTIONS	52 574	59 681	13 737	13 237	7 315	7 550
9 OTH. FIXED VEG. FAT, EX. SOFT	15 147	21 660	10 854	9 406	5 768	5 352

4 IMPORTS AND EXPORTS (SPECIAL TRADE) BY GROUPS AND SUBGROUPS OF THE SITC-REV. III
4.2 EXPORTS

GROUP / SUBGROUP	1989 DT = 100 KG	1988	1989 1 000 DM	1988	1989 1 000 \$	1988
431 ANIMAL, VEG. FATS, OILS, NES	5 239 238	4 651 110	600 263	518 329	319 254	254 387
1 FAT, OIL, ANIMAL, VEG. PROCD	930 988	668 411	105 533	86 096	56 087	48 088
2 FAT, OIL, AN, VEG. PRTLY, PRCD	1 795 528	1 574 879	242 704	199 640	125 175	113 351
3 FATTY ACID, ETC. FROM WAX	2 502 543	2 398 614	245 869	227 670	171 324	128 162
4 WAXES, ANIMAL, VEG. ORIGIN	10 199	9 206	6 157	4 923	3 271	2 786
511 HYDROCARBONS, NES, DERIVTS	21 336 815	21 952 309	2 418 139	2 493 819	1 235 580	1 421 132
1 ACYCLIC HYDROCARBONS	3 395 560	3 610 810	312 754	308 987	166 407	176 013
2 CYCLIC HYDROCARBONS	8 928 125	9 360 572	1 040 932	1 163 357	554 493	663 723
3 HALOGEN. DERV. HYDROCARBON	8 490 000	8 286 655	918 900	863 634	488 210	491 785
4 SULPH. ETC. DERV. HYDROCARB	523 130	694 272	145 553	157 841	77 470	89 607
512 ALCOHOL, PHENOL, ETC. DERIV	14 998 687	14 435 576	3 092 898	2 716 154	1 643 660	1 547 201
1 ACYCLIC MONOHYDRIC ALCHL	7 349 440	7 426 284	1 175 750	1 113 725	625 175	635 580
2 OTH. ACYCLIC ALCOHOL, DERV	4 593 673	4 228 893	1 083 921	884 516	575 992	502 567
3 CYCLIC ALCOHOLS, DERIVTS	92 227	81 653	87 674	71 806	51 795	40 809
4 PHENOLS, PHENOL-ALCH. DERV	2 963 347	2 698 746	735 553	646 107	390 698	368 245
513 CARBOXYLIC ACIDS, DERIVTS	12 767 447	13 177 603	2 986 577	2 794 079	1 588 628	1 592 917
514 NITROGEN-FUNCT. COMPOUNDS	7 678 453	7 939 544	4 761 532	4 802 200	2 529 783	2 743 705
515 ORGANO-INORGANIC COMPNDS	2 785 349	2 737 164	3 831 498	3 379 584	2 040 462	1 931 303
516 OTHER ORGANIC CHEMICALS	10 235 789	9 982 065	2 420 019	2 129 082	1 287 914	1 212 108
1 ETHER, ALCHL PEROXIDE, ETC	6 134 898	5 623 823	1 063 769	868 497	565 896	495 110
2 ALDEHYDE ETC. FNCT. CMPNDS	3 552 206	3 838 757	772 124	722 528	411 313	410 649
3 ESTERS, INORGANIC ACID, ETC	467 268	444 750	284 540	277 577	151 193	158 056
9 ORGANIC CHEMICALS, NES	81 417	74 735	299 586	260 480	159 512	148 293
522 INORGANIC CHEM. ELEMENTS	41 457 213	41 955 241	2 953 902	2 753 466	1 570 342	1 568 510
1 CARBON, NES, CARBON BLACK	1 380 161	1 366 651	232 216	227 992	123 440	129 901
2 OTHER CHEMICAL ELEMENTS	2 143 685	1 954 285	294 668	258 776	156 543	147 259
3 INORGANIC ACID, OXIDE ETC	12 520 141	9 968 889	670 677	607 838	356 704	346 547
4 HALOS. SULPH. COMP. NON-MTL	737 587	745 055	118 321	115 757	62 888	65 995
5 ZINC, CHROM. IRON, ETC. OXID	2 713 580	2 616 956	707 552	628 445	376 044	358 718
6 OTH. INORGAN. BASES, OXIDES	21 961 659	25 303 395	930 068	914 658	494 723	520 090
523 METAL. SALTS, INORGAN. ACID	23 884 028	20 490 340	1 858 708	1 619 832	987 420	922 885
1 FLUORIDES ETC.	394 499	347 065	134 349	110 673	71 245	62 841
2 CHLORIDE, BROMIDE, IODIDES	4 014 620	4 057 113	191 932	176 314	101 983	100 385
3 HYPOCHLORITES, ETC.	157 759	146 107	15 157	14 356	7 996	8 128
4 SULPHIDES, SULPHATES ETC.	8 544 942	6 053 188	441 964	394 767	234 907	224 842
5 NITRITES; NITRATES	390 461	381 583	40 413	39 364	21 400	22 341
6 PHOSPHITES, PHOSPHATE, ETC	2 769 010	2 496 661	387 206	333 019	205 535	190 016
7 CARBONATES, PERCARBONATES	5 603 013	5 111 367	327 095	281 698	173 971	166 339
8 OTH. METAL. SALT, INORG. ACID	2 009 724	1 897 255	320 592	259 641	170 383	147 993
524 OTHER CHEMICAL COMPOUNDS	1 518 884	1 443 303	706 560	635 588	375 875	361 403
525 RADIO-ACTIVE MATERIALS	45 951	11 091	747 770	491 378	398 872	280 075
1 RADIO-ACTIVE CHEMICALS	43 845	8 795	736 946	476 293	393 137	271 656
9 STBL. ISOTOPE; RARE EARTHS	2 106	2 296	10 824	15 085	5 735	8 416
531 SYNTH. COLOURS, LAKES, ETC.	1 768 681	1 714 403	3 834 248	3 513 852	2 038 388	2 004 837
1 SYNTH. ORGANIC DYE STUFFS	1 287 695	1 262 026	3 486 767	3 194 941	1 853 863	1 822 905
2 SYNTH. BRIGHTENERS, LAKES	480 986	452 377	347 481	318 911	184 525	181 932
532 DYEING, TANNING MATERIALS	1 047 605	1 012 653	253 256	231 450	134 535	132 343
533 PIGMENTS, PAINTS, ETC.	11 006 666	10 494 198	4 601 239	4 214 892	2 444 960	2 402 629
1 OTHER COLOURING MATTER	2 967 640	2 997 945	1 331 155	1 235 703	707 319	705 087
2 PRINTING INK	590 887	526 317	457 397	402 326	243 613	229 168
4 PAINTS, VARNISHES ETC.	2 640 525	2 470 009	1 788 502	1 630 637	949 703	929 248
5 GLAZE, ENAMEL, DRIERS ETC.	4 807 614	4 499 927	1 024 185	946 226	544 325	539 126
541 MEDICINES, ETC. EXC. GRP542	480 375	491 776	3 796 860	3 555 933	2 017 970	2 021 594
1 PROVITAMINS, VITAMINS, ETC	198 709	209 598	712 733	749 451	379 236	427 749
3 ANTIBIOTICS, EXCEPT GRP542	22 616	25 913	271 139	311 723	144 314	177 752
4 VEG. ALKALOIDS, EXC. GRP542	87 852	93 625	526 647	487 348	279 503	277 867
5 HORMONES, ETC. EXCEPT GRP542	1 689	1 526	366 628	298 124	194 175	169 051
6 GLYCOSIDES; GLANDS ETC.	30 666	23 734	772 798	688 030	411 500	391 468
9 PHARM. GOODS, EXC. MEDICINTS	138 843	137 380	1 146 915	1 021 257	609 242	577 707
542 MEDICAMENTS	806 958	782 419	5 108 023	4 639 277	2 720 382	2 641 430
1 MEDICAMENTS, ANTIBIOTICS	27 093	32 857	346 565	343 228	184 262	195 736
2 MEDICAMENTS, HORMONES ETC	22 611	21 889	564 737	466 376	300 541	264 685
3 MEDICAMENTS, ALKALOID ETC.	15 731	19 411	144 159	141 864	76 710	81 158
9 MEDICAMENTS, NES	741 523	708 262	4 052 562	3 687 809	2 158 869	2 099 851
551 ESSENT. OIL, PERFUME, FLAVR	233 853	233 870	571 625	511 730	303 699	291 353
553 PERFUMERY, COSMETICS, ETC.	1 237 157	1 035 697	1 466 589	1 288 510	780 568	732 910
1 PERFUMES, TOILET WATERS	29 081	30 992	132 852	133 619	70 579	75 735
2 COSMETICS, MAKE-UP ETC.	246 131	246 356	580 499	539 452	309 258	307 672
3 PREPARATIONS FOR HAIR	356 328	287 040	283 824	236 081	150 801	134 109
4 PREP. ORAL, DENTAL HYGIENE	289 369	190 001	202 728	145 135	108 160	82 494
5 TOILETRIES, ETC.	316 248	281 308	266 686	234 223	141 770	132 900

4 IMPORTS AND EXPORTS (SPECIAL TRADE) BY GROUPS AND SUBGROUPS OF THE SITC-REV. III
4.2 EXPORTS

GROUP / SUBGROUP	1989 DT = 100 KG	1988	1989 1 000 DM	1988	1989 1 000 \$	1988
554 SOAP, CLEANERS, POLISH, ETC	8 726 830	8 675 063	2 350 347	2 253 850	1 250 366	1 285 130
1 SOAP	452 189	334 358	168 573	126 607	89 743	71 660
2 DETERGENTS, EXCEPT SOAP	7 923 744	8 026 458	2 044 737	2 003 739	1 087 771	1 143 136
3 POLISHES, CREAMS, ETC.	350 897	314 247	137 037	123 504	72 852	70 334
562 FERTILIZER, EXCEPT GRP272	41 007 264	48 265 267	1 055 952	1 188 973	562 298	681 155
1 NITROGENOUS CHEM. FERTILZR	11 650 738	14 834 936	265 433	326 380	141 422	186 645
2 PHOSPHATIC CHEM. FERTILZRS	653 531	817 721	11 609	13 881	6 175	7 965
3 POTASSIC CHEM. FERTILIZER	23 783 535	23 173 941	570 752	523 098	303 602	298 736
9 FERTILIZERS, NES	4 919 460	9 438 669	208 158	325 614	111 099	187 809
571 POLYMERS OF ETHYLENE	8 606 725	9 134 147	1 828 976	1 943 868	973 010	1 107 741
1 POLYETHYLENE	7 152 482	7 777 282	1 456 403	1 604 555	774 518	914 738
2 ETHYL-VINYL ACET. COPOLYM	319 284	217 311	85 855	63 490	45 750	36 014
9 OTH. POLYMERS OF ETHYLENE	1 134 959	1 139 554	286 718	275 823	152 742	156 989
572 POLYMERS OF STYRENE	6 134 789	6 344 908	1 852 529	1 829 393	984 862	1 043 178
1 POLYSTYRENE	3 606 358	3 885 279	1 023 495	1 053 015	543 946	600 211
9 OTHER STYRENE POLYMERS	2 528 431	2 459 629	829 034	776 378	440 916	442 967
573 POLYMERS, VINYL CHLORIDE	7 776 139	7 950 281	1 788 811	1 698 859	951 235	968 115
1 POLYVINYL CHLORIDE	6 509 766	6 826 805	1 330 815	1 311 398	707 674	747 383
9 OTH. VINYL CHLD. COPOLYMER	1 266 373	1 123 476	457 996	387 461	243 561	220 732
574 POLYACETAL, POLYCARBONATE	6 408 855	6 328 138	2 830 743	2 607 197	1 504 353	1 487 466
1 POLYACETAL, OTH. POLYETHRS	1 911 764	1 907 560	788 430	747 464	419 245	427 305
2 EPOXIDE RESINS	710 447	598 561	391 025	324 176	207 810	184 607
3 POLYCARBONATES, ETC.	3 786 644	3 822 017	1 651 288	1 535 557	877 298	875 554
575 OTH. PLASTIC, PRIMARY FORM	19 210 798	18 927 993	6 744 708	6 364 571	3 585 378	3 628 074
1 PROPYLENE POLYMERS ETC.	3 355 706	3 646 054	682 902	758 831	363 606	432 188
2 ACRYLIC POLYMERS	4 349 959	4 278 751	1 269 675	1 159 097	674 648	660 550
3 POLYAMIDES	2 027 520	1 853 295	1 127 871	1 029 506	599 898	587 175
4 AMINO, PHENOLIC RESIN ETC	4 973 942	4 738 396	1 268 825	1 196 517	674 584	683 036
5 CELLULOSE ETC. NES	707 874	680 567	446 909	415 594	237 209	236 479
9 PLASTICS, NES	3 795 797	3 730 930	1 948 526	1 805 026	1 035 433	1 028 646
579 PLASTIC WASTE, SCRAP ETC	1 603 061	1 513 603	131 621	112 151	70 073	63 879
1 WASTE, ETHYLENE POLYMERS	649 736	641 181	40 899	36 706	21 773	20 835
2 WASTE, STYRENE POLYMERS	66 930	59 025	8 214	6 664	4 368	3 785
3 WASTE, VINYL CHLORIDE POL	324 510	309 844	16 890	15 272	8 968	8 718
9 OTHR. PLASTIC WASTE, SCRAP	561 885	503 553	65 618	53 509	34 964	30 541
581 PLASTIC TUBE, PIPE, HOSE	1 189 655	1 096 593	1 098 455	961 738	583 247	547 375
1 ARTIFIC. SAUSAGE CASINGS	80 101	82 731	206 710	208 232	109 786	118 533
2 TUBES, PIPES, HOSES, RIGID	584 031	525 109	303 240	259 575	160 865	147 596
3 FLEXIBLE TUBE, PIPE, HOSES	17 697	12 364	24 504	18 616	13 022	10 613
4 TUBE, NOT REINF. NO FITTINGS	232 504	209 700	206 219	168 744	109 596	95 914
5 TUBE, NOT REINF., FITTINGS	42 592	38 331	31 927	22 976	16 969	12 969
6 OTH. TUBES, PIPES, HOSES	70 164	58 686	71 149	44 142	37 790	25 183
7 FITTINGS FOR TUBE, PLASTIC	162 566	169 672	254 706	239 453	135 219	136 567
582 PLASTIC PLATE, SHEETS, ETC	8 111 885	7 522 229	5 657 614	5 119 231	3 008 033	2 918 415
1 PLSTC SHEET ETC. SELF-ADH	415 903	389 067	466 890	401 349	248 232	228 316
2 OTH. PLATE, SHEET, ETC.	6 138 478	5 762 662	3 765 463	3 467 345	2 002 188	1 977 897
9 OTH. PLATES, ETC. PLASTIC	1 557 504	1 370 500	1 425 261	1 250 537	757 613	712 202
583 MONOFILAMENT OF PLASTICS	1 160 401	1 089 596	784 585	717 755	417 321	408 826
1 MONOFILAMENT, OF ETHYLENE	17 511	20 065	18 089	18 413	9 614	10 586
2 MONOFILAMENT, VINYL CHLRO	1 031 920	967 737	618 658	564 174	329 046	321 202
9 MONOFILAMENT, OTH. PLASTIC	110 970	101 794	147 838	135 168	78 661	77 038
591 INSECTICIDES, ETC.	1 826 365	1 713 826	2 297 031	1 967 459	1 226 835	1 133 043
1 INSECTICIDES, RETAIL SALE	226 853	232 365	405 661	396 799	215 430	227 450
2 FUNGICIDES, RETAIL SALE	589 573	581 565	777 425	621 387	416 070	359 586
3 HERBICIDES, RETAIL SALE	557 912	490 220	840 500	686 521	450 190	396 435
4 DISINFECTANT, ETC. RETAIL	452 027	409 676	273 445	262 752	145 145	149 572
592 STARCHES, INULIN, ETC.	4 923 995	4 732 304	1 215 158	1 055 947	645 874	600 704
1 STARCHES, INULIN, GLUTEN	2 089 882	2 034 453	188 864	145 710	100 513	82 925
2 ALBUMINOIDAL SUBSTS. ETC	2 834 113	2 697 851	1 026 294	910 237	545 361	517 779
593 EXPLOSIVES, PYROTECHNICS	166 724	120 239	174 133	148 011	92 492	83 834
1 PROPELLNT, PRPD. EXPLOSIVE	96 620	65 169	41 988	30 589	22 278	17 335
2 DETONATORS, FUSES ETC.	8 906	9 641	45 399	46 419	24 135	26 376
3 FIREWORKS, FLARES, ETC.	61 198	45 429	86 746	71 003	46 079	40 123
597 PREPRD ADDITIVES, LIQUIDS	2 867 796	2 890 485	1 044 361	970 649	556 397	551 676
598 MISC. CHEMICAL PRODTS. NES	28 993 467	28 379 961	6 818 092	6 197 946	3 624 905	3 531 549
1 WOOD-, RESIN-BASE CHEM. PR	1 173 769	1 231 630	90 173	86 377	47 845	49 151
3 ARTIFICIAL, PREPARED WAXS	649 767	658 200	284 246	275 723	151 217	157 381
4 MIXED ALKYL BENZS. ETC. NES	509 516	578 359	73 210	81 490	38 878	46 490
5 CHEM. ELMNTS FOR ELECTRONC	1 417	1 362	295 181	279 592	15 253	158 613
6 ORGANIC CHEM. PRODCTS. NES	2 071 120	2 056 568	1 025 182	984 071	544 485	561 032
8 CATALYSTS, ETC. NES	525 633	503 382	543 755	483 384	289 094	275 426
9 CHEM. PRODUCTS ETC. NES	24 062 245	23 350 460	4 506 345	4 007 309	2 396 133	2 283 456
600 CPL IND PLANT CHAP 69-76	348 734	305 724	475 842	363 295	255 362	206 352

4 IMPORTS AND EXPORTS (SPECIAL TRADE) BY GROUPS AND SUBGROUPS OF THE SITC-REV. III
4.2 EXPORTS

GROUP / SUBGROUP	1989 DT = 100 KG	1988	1989 1 000 DM	1988	1989 1 000 \$	1988
611 LEATHER	485 896	404 974	1 088 961	961 264	579 427	548 210
612 MANUFACT. LEATHER ETC. NES	18 904	17 906	91 217	85 552	48 508	48 538
1 LEATHER BELTING ETC.	1 141	1 981	15 652	22 349	8 317	12 666
2 SADDLERY AND HARNESS	9 938	9 072	42 286	36 717	22 514	20 816
9 OTH. LEATHER ARTICLES NES	7 825	6 853	33 279	26 486	17 677	15 056
613 FURSKINS, TANNED, DRESSED	27 003	23 088	392 292	506 196	207 433	287 234
1 WHOLE FURS, NOT ASSEMBLED	15 887	13 023	344 409	446 247	182 111	253 032
2 HEADS, TAILS, PAWS ETC.	10 050	8 844	15 133	24 075	8 008	13 719
3 WHOLE FURS ETC. ASSEMBLED	1 066	1 221	32 750	35 874	17 314	20 483
621 MATERIALS OF RUBBER	1 691 968	1 591 506	1 160 966	1 033 229	617 265	588 397
1 COMPOUNDED RUBBER, UNVULC	930 949	897 325	323 622	293 250	172 228	167 429
2 OTH. FORMS UNVULC. RUBBER	40 630	52 017	49 973	56 775	26 582	32 342
3 VULCANIZED RUBBER	504 617	461 119	347 593	317 420	184 665	180 470
4 VULC. RUBBER TUBES, PIPES	215 772	181 045	439 838	365 784	233 790	208 156
625 RUBBER TYRES, TUBES, ETC.	4 468 810	4 206 749	3 063 911	2 854 096	1 630 207	1 627 613
1 TYRES, PNEUMATIC, NEW, CAR	2 081 929	1 987 278	1 729 358	1 615 054	920 310	923 318
2 TYRES, PNEUMATIC, NEW, BUS	1 214 518	1 119 085	842 645	773 858	448 504	441 508
3 TYRES, PNEUM. NEW, AIRCRAFT	1 492	1 062	3 279	2 303	1 735	1 295
4 TYRES, PNEUM. NEW, CYCLES	66 097	67 818	82 639	79 512	43 846	45 307
5 OTH. PNEUMATIC TYRES	244 878	240 551	152 194	145 609	80 928	83 085
9 OTHER TYRES, TUBES ETC.	859 896	790 955	253 796	233 760	134 884	133 100
629 ARTICLES OF RUBBER, NES	658 411	628 929	1 405 635	1 277 430	747 705	727 439
1 HYGIENIC, PHARM. RUBBER ART	23 151	27 931	77 695	83 827	41 219	47 773
2 VULC. RUBBER BELTING	193 846	165 963	325 361	277 800	173 059	158 260
9 HARD RUBBER ETC., NES	441 414	435 035	1 002 579	915 803	533 427	521 406
633 CORK MANUFACTURES	25 740	26 029	55 122	44 585	29 216	25 451
1 ARTICLES OF NATURAL CORK	9 926	8 483	31 942	23 263	16 962	13 339
2 AGGLMERD. CORK, CORK ARTCL	15 814	17 546	23 180	21 322	12 254	12 112
634 VENEERS, PLYWOOD, ETC.	11 200 638	10 259 972	1 375 141	1 248 806	731 369	712 594
1 VENEER, PLYWOOD SHEETS	642 585	569 926	324 757	289 541	172 621	165 216
2 DENSIFIED, RECONSTIT. WOOD	8 294 895	7 651 651	741 839	676 984	394 483	387 087
3 PLYWOOD, SOLELY OF WOOD	210 790	279 753	58 661	66 459	31 203	38 104
4 OTH. PLYWOOD, VENEER, PANELS	523 782	496 950	118 655	104 618	63 106	59 782
5 FIBREBOARD	1 067 645	758 039	106 534	83 956	56 786	47 934
9 WOOD, SIMPLY SHAPED, NES	460 941	503 653	24 695	25 248	13 170	14 471
635 WOOD MANUFACTURES, NES	2 753 889	2 357 582	916 521	769 762	487 246	438 587
1 PACKINGS, PALLETS ETC.	824 498	710 635	75 370	63 249	40 046	36 088
2 CASKS, BARRELS, ETC. STAVES	14 621	11 507	5 464	5 596	2 930	3 203
3 BUILDERS' JOINERY, WOOD ETC	1 322 910	1 164 930	553 963	464 427	294 379	264 338
4 WOOD, DOMEST. USE EX. FURIT	66 052	66 826	82 733	75 750	44 064	43 046
9 MANUFACT. ARTCL. WOOD, NES	525 808	403 684	198 991	160 740	105 827	91 918
641 PAPER AND PAPERBOARD	43 640 685	40 826 587	9 004 275	8 061 982	4 788 165	4 589 186
1 NEWSPRINT, ROLLS, SHEETS	3 595 470	3 549 342	421 177	404 423	204 053	229 983
2 PAPER, PAPERBOARD, UNCOATED	8 212 719	8 210 923	1 618 192	1 489 567	860 547	847 576
3 PAPER, PAPERBOARD, COATED, ETC	14 414 000	12 790 518	3 165 581	2 798 654	1 683 209	1 593 919
4 KRAFT PAPER, BOARD, UNCOATED	485 568	437 860	112 421	97 216	59 981	55 536
5 PAPER, PAPERBOARD, UNCTD, BULK	9 427 975	8 800 964	1 180 187	1 041 073	627 592	593 075
6 PAPER, PAPERBOARD, CORR. ETC	1 386 388	1 379 205	324 731	304 687	172 650	173 541
7 PAPER, PAPERBOARD, COATED NES	5 163 960	4 679 981	1 763 211	1 522 938	937 450	865 350
9 CONVERT. PAPER, PAPERBOARD, NES	954 605	977 794	418 775	403 424	222 683	230 206
642 PAPER, PAPERBOARD, CUT ETC	11 559 548	9 819 690	4 786 151	3 931 283	2 546 659	2 239 590
1 CONTAINERS, ETC. OF PAPER	4 271 447	3 764 596	1 490 774	1 291 622	792 234	735 882
2 STATIONERY, ETC.	259 905	201 407	137 047	108 905	72 875	61 917
3 REGISTERS, ACCT. BOOKS, ETC	333 246	293 447	240 274	202 883	128 160	114 988
4 PAPER, PAPERBOARD, CUT, NES	2 190 705	1 953 117	822 382	703 321	437 475	400 674
9 ARTCL. PULP, PAPER, BOARD NES	4 504 245	3 607 123	2 095 674	1 624 552	1 115 915	926 129
651 TEXTILE YARN	5 353 395	5 158 230	5 472 463	5 056 088	2 913 734	2 888 984
1 YARN, OF WOOL, ANIMAL HAIR	204 492	195 114	515 587	490 883	274 135	280 510
2 COTTON SEWING THREAD	3 750	3 456	12 867	12 063	6 841	6 885
3 COTTON YARN, EXCL. THREAD	684 713	657 796	510 917	452 299	272 680	259 401
4 THREAD OF MAN-MADE FIBRE	57 997	56 929	292 086	265 725	155 494	151 638
5 SYNTH. FILAMENT YARN, BULK	1 138 650	1 154 051	911 970	864 814	485 565	493 862
6 OTH. SYNTH. FILAMENT YARN	1 651 873	1 674 519	1 457 750	1 379 575	776 306	788 364
7 ARTIF. FILAMENT YARN, NES	411 585	407 414	573 491	542 822	304 934	309 901
8 YARN, STAPLE FIBRES, ETC.	908 192	845 124	1 001 060	893 083	533 133	510 051
9 YARN, TEXTILE FIBRES, NES	292 143	263 827	196 735	154 824	104 646	88 372
652 COTTON FABRICS, WOVEN	1 356 011	1 251 636	2 625 866	2 451 151	1 399 768	1 401 588
1 COTTON GAUZE, ETC. WOVEN	88 307	81 821	242 842	215 578	128 612	122 764
2 COTTON FABRIC, WVN, UNBLCH	478 728	461 096	443 003	432 826	235 875	248 185
3 OTH. 85%+COTTON FABRIC<200G	310 451	304 513	969 016	947 366	517 644	541 551
4 OTH. 85%+COTTON FABRIC<200G	337 774	281 126	489 534	437 917	260 640	250 556
5 OTH. 85%+COTTON FABRIC<200G	81 802	73 852	299 382	260 917	159 877	149 174
6 OTH. 85%+COTTON FABRIC<200G	35 557	24 382	100 956	73 025	53 571	41 460
9 OTH. WOVEN FABRICS, COTTON	23 392	24 846	81 133	83 527	43 549	47 898
653 FABRICS, MAN-MADE FIBRES	1 661 813	1 451 836	4 648 833	3 807 391	2 478 402	2 168 512
1 FABRIC, SYNTH. FILMNT. YARN	440 510	409 397	882 232	789 180	470 050	449 516
2 FABRIC, 85%+SYN. STPL. FIBR	110 924	109 394	320 305	289 817	170 510	165 600
3 FABRIC<85%SYN. STPL. FBR+CTN	191 388	204 518	374 847	400 147	199 873	228 897
4 FABRIC<85%SYN. STPL. FBR+OTHR	170 094	151 836	607 598	528 016	324 078	300 208

4 IMPORTS AND EXPORTS (SPECIAL TRADE) BY GROUPS AND SUBGROUPS OF THE SITC-REV. III
4.2 EXPORTS

GROUP / SUBGROUP	1989 DT = 100 KG	1988	1989 1 000 DM	1988	1989 1 000 \$	1988
6535 FABRIC, ARTIF. FILMNT YARN	164 134	151 619	669 592	562 978	356 911	320 434
6 FABRIC, 85%+ART. STPL. FIBR	247 966	172 786	804 384	510 074	428 582	290 216
8 FABRIC, <85%ART. STPL. FIBR	283 007	193 152	800 649	538 764	427 803	306 266
9 PILE, CHNLLE. FABRC, M-MADE	53 790	59 134	189 226	188 415	100 595	107 375
654 OTH. TEXTILE FABRIC, WOVEN	383 863	370 887	1 293 114	1 152 452	684 342	657 112
1 FABRIC, OF SILK, SILK WSTE	9 315	8 011	153 634	113 862	81 900	65 512
2 FABRIC 85%+WOOL, FINE HAIR	111 237	106 942	594 591	530 252	313 067	301 816
3 FABRIC, WOOL, FNE. HAIR, NES	62 547	60 396	236 833	219 737	124 258	124 709
4 FABRICS, WOVEN, OF FLAX	23 476	23 719	101 037	100 298	54 981	57 828
5 FABRIC, WVN. JUTE, OTH. TXTL	26 554	27 211	10 199	10 428	5 436	5 928
6 FABRIC, WOVEN GLASS FIBRE	141 688	136 756	178 779	160 960	95 115	91 696
9 FABRICS, WOVEN, NES	9 046	7 852	18 041	16 915	9 585	9 623
655 KNIT, CROCHET, FABRIC NES	495 777	438 725	1 206 269	1 071 049	641 488	611 233
1 PILE FABRIC, KNIT, CROCHET	89 281	81 956	206 000	182 810	109 347	104 306
2 OTH. KNIT, CROCHET, FABRICS	406 496	356 769	1 000 269	888 239	532 141	506 927
656 TULLE, LACE, EMBROIDRY, ETC	112 237	101 826	481 206	412 721	255 999	235 115
1 NARROW FABRIC, WOVEN, OTHR	71 364	62 499	221 609	196 055	117 874	111 521
2 LABELS, BADGE ETC. NOT EMB	5 742	5 586	70 087	59 177	37 132	33 678
3 GIMPED YARN, ETC.	30 036	28 719	129 153	106 415	68 824	60 809
4 TULLES, NET FABRIC, LACE	1 526	1 694	16 424	13 787	8 725	7 827
5 EMBROIDERY	3 569	3 328	43 933	37 287	23 444	21 280
657 SPECIAL YARN, TXTL. FABRIC	2 202 498	1 984 572	3 027 554	2 668 069	1 610 429	1 520 631
1 FELT	247 606	210 842	203 690	178 404	108 379	101 853
2 NONWOVEN FABRICS NES	800 327	743 220	889 217	793 214	472 654	451 734
3 COATED, IMPRGTD. TXTLS. NES	657 333	599 802	882 524	790 539	469 916	451 233
4 QUILTED TEXTILE PRODUCTS	23 949	16 276	76 101	48 924	40 371	27 947
5 TWINE, CORDAGE, ETC. PROCTS	105 107	98 346	86 582	75 851	45 951	43 239
6 HAT-SHAPES, FORMS, BODIES	541	529	4 841	4 898	2 568	2 792
7 WADDING, ETC. MACHINE USE	189 970	163 954	601 773	534 591	319 993	304 049
8 RUBBR, TXTL. YARN, CORD ETC	13 803	13 959	23 294	22 994	12 386	13 157
9 SPECIAL TEXTILE PRODUCTS	163 862	137 644	259 532	218 654	138 211	124 627
658 TEXTILE ARTICLES NES	497 701	458 387	933 676	853 899	496 730	485 446
0 CPL IND PLANT CHAPTER 63	-	-	1	3	-	2
1 SACKS, BAGS, TXTL. MATERIAL	99 180	99 656	41 563	42 387	22 122	23 985
2 TARPULINS, SAILS, AWINGS	65 787	62 857	109 911	101 646	58 168	58 248
3 BLANKETS, TRAVELLING RUGS	28 478	27 070	65 013	61 626	34 597	34 804
4 HOUSEHOLD LINENS	155 963	143 163	357 591	334 895	190 540	190 241
5 CURTAINS, OTH. FURNISHINGS	31 324	29 729	117 401	108 999	62 463	62 045
9 MADE-UP ARTCLS, TXTL. NES	116 969	95 912	242 196	204 343	128 840	116 123
659 FLOOR COVERINGS, ETC.	998 138	865 873	1 111 542	982 880	591 807	559 958
1 LINOLEUM ETC.	92 472	84 225	49 885	42 728	26 528	24 416
2 CARPETS ETC. KNOTTED	36 937	30 986	231 486	191 270	123 710	108 717
3 HAND-WOVEN RUGS	2 647	1 946	6 214	4 491	3 311	2 549
4 CARPETS ETC. TUFTED	675 855	566 975	643 019	565 050	342 025	322 032
5 CARPETS, ETC. WOVEN	60 823	60 705	83 626	83 984	44 469	47 823
6 CARPETS, ETC. NES	129 404	121 036	97 312	95 357	51 764	54 421
660 CPL IND PLANT CHAPTER 68	126	778	13	105	7	60
661 LIME, CEMENT, CONSTR. MATRL	36 713 642	30 388 873	664 697	596 586	352 934	339 076
1 QUICKLIME ETC. EXCL. 522.6	4 960 257	4 803 179	63 231	60 606	33 568	34 536
2 PORTLAND CEMENT, ETC.	29 203 641	23 137 375	312 641	267 880	166 041	152 180
3 BUILDING STONE, WORKD. ETC	754 717	670 583	93 606	85 211	49 723	48 525
8 ASBESTOS-CEMNT. MATRL. ETC	1 795 027	1 777 736	195 219	182 889	103 602	103 835
662 CLAY, REFRCT. CONSTR. MATRL	16 341 330	15 068 542	1 899 663	1 739 448	1 009 771	989 356
663 MINERAL MANUFACTURES, NES	22 520 910	18 951 695	2 706 270	2 463 841	1 438 321	1 401 433
1 MILL, GRINDSTONES, ETC.	196 504	171 588	357 087	315 040	189 960	178 878
2 ABRASIVE CLOTHS, ETC.	268 678	259 772	399 513	375 954	212 306	213 768
3 NON-CERAMIC MINERAL MANF	18 333 552	15 214 978	658 492	551 838	349 410	313 319
5 MINERL. INSULAT. PROD. NES	2 262 845	1 959 227	338 260	319 132	179 820	181 859
7 REFRACTORY CERAMIC GOODS	447 631	400 778	274 754	241 732	146 233	137 958
8 ASBESTOS MANF, FRICT. MTRL	235 543	254 137	298 239	301 633	158 429	171 875
9 ARTCLS. CERAMIC MATRL, NES	776 157	691 215	379 925	358 512	202 163	203 776
664 GLASS	8 710 218	8 074 305	2 344 944	2 147 852	1 247 127	1 224 918
1 GLASS, BULK, UNWRKD. WASTE	653 796	710 094	309 083	266 691	164 500	151 861
3 DRAWN, BLOWN GLASS, SHEETS	377 955	308 814	73 359	71 465	38 988	40 667
4 FLOAT, GROUND, PLSHD. GLASS	3 923 940	3 560 167	439 264	397 876	233 487	226 417
5 CAST, ROLLED GLASS, SHEETS	545 770	612 818	66 585	79 062	35 439	45 124
7 SAFETY GLASS	499 972	415 750	268 596	239 145	142 784	136 204
8 GLASS MIRRORS	589 892	530 218	326 339	293 831	173 469	167 782
9 GLASS, NES	2 118 893	1 936 444	861 718	799 782	458 460	456 863
665 GLASSWARE	8 332 234	7 739 289	1 667 026	1 598 374	886 392	909 413
1 CONTAINERS, OF GLASS	7 204 834	6 663 545	624 625	575 460	331 631	327 870
2 GLASSWARE, HOUSEHOLD ETC.	851 177	726 795	630 647	629 238	335 751	356 748
9 GLASS ARTICLES, NES	276 223	348 949	411 754	393 676	219 010	224 795
666 POTTERY	748 577	728 993	883 833	845 617	470 317	481 238
1 CERAMIC HOUSEHOLD ARTCLS	611 485	604 300	707 163	673 369	376 151	383 196
2 ORNAMENTAL CERAMIC ARTCL	137 092	124 693	176 670	172 248	94 166	98 042
667 PEARLS, PRECIOUS STONES	4 870	5 244	701 044	547 120	371 228	312 152
1 PEARLS	30	104	47 354	28 360	25 180	16 116
2 DIAMONDS, EXCL. INDUSTRIAL	-	96	196 569	160 745	104 610	92 045

4 IMPORTS AND EXPORTS (SPECIAL TRADE) BY GROUPS AND SUBGROUPS OF THE SITC-REV. III
4.2 EXPORTS

GROUP / SUBGROUP	1989 DT = 100 KG	1988	1989 1 000 DM	1988	1989 1 000 \$	1988
6673 PRECIOUS, SEMIPREC. STONES 4 SYNTH. ETC. PREC. STONES	4 446 394	4 720 324	421 578 35 543	326 103 31 912	222 546 18 892	185 829 18 162
671 PIG IRON, SPIEGELEISN, ETC	6 859 405	6 562 728	843 975	689 942	448 059	392 577
672 INGOTS ETC. IRON OR STEEL	14 776 183	18 186 059	1 050 865	1 122 785	560 104	640 120
673 FLAT-ROLLED IRON ETC.	76 985 231	72 407 678	7 207 714	6 034 311	3 832 200	3 428 681
1 FLAT, HOT-ROLLED, PROD. IRON	8 664 858	7 842 178	773 844	629 801	411 330	357 039
2 FLAT, HOT-ROLLED, PROD. IRON	36 012 975	33 975 807	2 927 137	2 431 292	1 557 667	1 380 734
3 FLAT, COLD-ROLLED, PROD. IRON	4 603 329	5 536 741	573 063	599 096	304 424	343 832
4 FLAT, COLD-ROLLED, PROD. IRON	27 330 801	24 690 429	2 846 618	2 305 641	1 512 414	1 308 068
5 FLAT-ROLLED, PROD. IRON NES	373 268	362 523	87 052	68 481	46 365	39 008
674 FLAT-ROLLED PLATED IRON	21 072 340	19 448 499	2 908 812	2 489 322	1 546 875	1 419 426
1 FLAT-ROLLED, IRON, ZINC PLT	11 826 355	10 037 803	1 399 047	1 068 265	743 644	608 325
2 FLAT-ROLLED, IRON, TIN PLTD	3 987 672	4 001 442	596 042	547 749	317 379	312 387
3 FLAT-ROLLED, IRON, PNTD, ETC	2 154 375	2 158 904	386 532	362 342	205 461	207 308
4 FLAT-ROLLED, IRON 600+MM, PLT	2 341 853	2 462 310	337 349	316 484	179 549	180 560
5 FLAT-ROLLED, IRON 600MM, PLT	762 085	788 040	189 842	194 482	100 842	110 846
675 FLAT-ROLLED, ALLOY STEEL	16 464 340	14 457 132	4 786 342	3 748 111	2 540 178	2 124 262
1 FLAT-ROLLED, SILC-ELEC. STL	3 023 556	2 827 924	452 785	376 229	240 972	214 487
2 FLAT-ROLLED, HI-SPEED STL	11 175	19 688	13 533	17 077	7 168	9 764
3 FLAT, HOT-ROLLED S. STEEL	5 968 455	5 545 171	1 993 760	1 538 319	1 057 793	868 735
4 FLAT, HOT-ROLLED, ALLOY STL	4 093 458	2 769 911	551 918	371 293	292 255	210 266
5 FLAT, COLD-ROLLED S. STEEL	2 855 732	2 766 873	1 547 350	1 233 513	821 514	700 601
6 FLT, COLD-ROLLED, ALLOY STL	385 248	329 475	121 717	94 418	64 567	53 797
7 FLAT-ROLLED, ALLOY STL NES	126 716	198 089	105 279	117 262	55 909	66 612
676 IRON, STL. BAR, SHAPES ETC.	33 897 367	31 406 725	3 836 700	3 227 248	2 039 154	1 834 111
1 BAR, ROD IRON, HOT-FD, COIL	12 674 893	11 913 328	1 052 602	864 846	559 125	491 142
2 BAR, ROD IRON, STL, HOT-FD	5 522 214	6 246 743	768 677	685 347	408 509	389 620
3 BAR, ROD IRON, STL, COLD-FD	2 192 284	2 000 530	424 258	354 064	225 507	201 332
4 DTH. BAR, ROD IRON, STEEL	1 373 146	1 284 895	388 033	300 310	206 394	187 282
8 ANGLES, SHAPED, IRON, STEEL	11 734 830	9 861 229	1 203 130	992 681	639 619	564 735
677 RAILWAY TRACK IRON, STEEL	1 408 340	1 459 761	160 025	155 029	85 229	88 263
678 WIRE OF IRON OR STEEL	3 341 065	3 274 088	685 099	595 334	364 185	339 203
1 WIRE, IRON, NON-ALLOY STL	2 876 375	2 928 556	446 122	418 035	237 124	238 414
2 WIRE, S. STL, DTH. ALLOY STL	464 690	345 532	238 977	177 299	127 061	100 789
679 TUBES, PIPES, ETC. IRON, STL	32 396 554	34 447 888	6 311 042	5 773 234	3 358 201	3 275 507
1 TUBE, ETC. SEAMLESS, IRON, ST	15 714 307	17 269 973	3 034 723	2 943 620	1 612 507	1 673 504
3 DTH. TUBE, 0406.4MM, IR, ST	9 334 296	10 485 985	1 159 392	1 048 833	620 867	587 849
4 DTH. TUBE, PIPE, IRON, STEEL	6 229 302	5 665 986	1 169 862	975 143	621 513	555 699
5 TUBE, PIPE FTNGS, IRON, STL	1 118 649	1 025 944	947 065	805 638	503 314	458 455
681 SILVER, PLATINUM, ETC.	17 951	13 754	1 020 238	848 115	543 422	482 575
1 SILVER	17 681	13 476	988 785	320 214	206 641	183 098
2 PLATINUM	270	278	631 453	527 901	336 781	299 477
682 COPPER	6 237 333	5 940 900	4 775 490	3 822 763	2 539 430	2 176 508
1 COPPER; ANODES; ALLOYS	598 492	609 185	332 501	268 877	176 930	153 582
3 COPPER BARS, RODS, PROFILES	815 501	700 133	502 881	343 884	267 227	195 821
4 COPPER WIRE	2 012 506	1 834 313	1 267 201	941 854	674 428	535 558
5 COPPER PLATE, ETC. 15MM+TH	1 450 167	1 418 964	1 128 447	906 101	599 656	515 542
6 COPPER FOIL, POWDR, FLAKES	356 112	344 958	536 115	512 152	284 819	291 933
7 COPPER TUBE, PIPE, FTNGS	1 004 555	1 033 347	1 008 345	849 895	536 370	484 072
683 NICKEL	193 103	210 251	632 127	484 409	335 861	275 539
1 NICKEL, NCKL. ALLOY, UNWRGT	77 467	93 565	183 192	159 212	97 617	91 070
2 NICKEL, NICKEL ALLOY, WRKD	115 636	116 686	448 935	325 197	238 244	184 469
684 ALUMINIUM	9 838 051	9 696 980	6 143 975	5 394 654	3 265 216	3 070 829
1 ALUM., ALUM. ALLOY, UNWRGHT	3 249 685	3 216 379	1 327 409	1 161 621	704 140	660 895
2 ALUMINIUM, ALUM. ALLOY, WRK	6 588 366	6 480 601	4 816 566	4 233 033	2 561 076	2 409 934
685 LEAD	974 990	1 123 352	174 737	192 259	93 189	109 449
1 LEAD, LEAD ALLOY, UNWRGHT.	772 785	898 329	121 673	131 918	64 979	75 054
2 LEAD, LEAD ALLOYS, WORKED	202 205	225 023	53 064	60 341	28 210	34 395
686 ZINC	1 450 834	1 500 488	506 169	331 024	269 028	188 319
1 ZINC, ZINC ALLOY, UNWRGHT.	1 136 487	1 175 142	359 187	221 499	190 957	126 001
3 ZINC, ZINC ALLOYS, WORKED	314 347	325 346	146 982	109 525	78 071	62 318
687 TIN	35 724	32 829	54 562	42 852	28 947	24 412
1 TIN, TIN ALLOYS, UNWROUGHT	18 404	15 593	25 493	18 189	13 508	10 354
2 TIN, TIN ALLOYS, WORKED	17 320	17 236	29 069	24 663	15 439	14 058
689 MISC. NON-FERR. BASE METAL	125 975	98 466	267 133	200 423	141 817	113 816
1 TUNGSTEN, ETC. UNWROUGHT	57 015	50 051	105 046	83 720	55 818	47 633
8 COBALT, CADMIUM, ETC. UNWRT	41 896	30 616	86 709	65 171	46 988	36 897
9 BASE METAL NES, WST, SCRAP	27 064	17 799	73 378	51 532	39 011	29 286
691 METALLIC STRUCTURES NES	5 402 358	4 711 482	2 701 476	2 272 063	1 435 837	1 292 134
1 METAL STRUCTURES, PARTS	4 789 210	4 188 639	1 839 832	1 565 799	978 078	890 983
2 ALUMINIUM STRUCTURE, PRTS	613 148	522 843	861 644	706 264	457 759	401 151

4 IMPORTS AND EXPORTS (SPECIAL TRADE) BY GROUPS AND SUBGROUPS OF THE SITC-REV. III
4.2 EXPORTS

GROUP / SUBGROUP	1989 DT = 100 KG	1988	1989 1 000 DM	1988	1989 1 000 \$	1988
692 CONTAINERS, STORAGE, TRNSP	2 515 759	2 108 148	1 432 240	1 145 967	760 919	652 311
1 RESERVOIR, TANKS, VATS, ETC	405 413	377 757	290 525	241 254	154 289	136 708
4 TANKS, CASKS, DRUMS, ETC.	2 110 346	1 730 381	1 141 715	904 713	606 630	515 603
693 WIRE PRODUCTS EXCL. ELECT	3 801 889	3 576 400	963 812	840 443	512 482	478 185
1 STRANDED WIRE, CABLE, ETC.	1 218 007	1 135 369	539 402	464 465	287 079	264 497
2 BARBED WIRE, ETC. IRON, STL	14 826	19 000	4 304	5 899	2 287	3 375
5 METAL FENCING, GAUZE ETC.	2 569 056	2 422 031	420 106	370 079	223 116	210 313
694 NAILS, SCREWS, NUTS, ETC.	2 249 288	1 964 775	1 826 292	1 577 631	970 602	897 653
1 NAILS, TACKS, ETC. IRON, STL	231 031	203 269	126 822	104 282	67 344	59 321
2 SCREWS, BOLTS, NUTS, IRON, ST	1 978 159	1 715 329	1 598 034	1 374 766	849 348	782 214
3 NAILS, TACKS, ETC. COPPER	31 480	32 871	76 319	70 225	40 550	39 970
4 NAILS, TACKS, ETC. ALUMINUM	8 618	13 306	25 117	28 358	13 360	16 148
695 TOOLS	1 090 529	985 849	4 057 705	3 627 727	2 159 440	2 065 365
0 CPL IND PLANT CHAPTER 82	317	492	1 243	1 461	673	858
1 HAND TOOLS	59 994	55 608	82 326	73 335	43 857	42 149
2 HAND SAW, FILE, RASP, ETC.	67 000	61 442	190 769	177 464	101 436	101 107
3 SPANNERS, WRENCHES, ETC.	53 595	49 930	117 117	108 953	62 287	62 062
4 HAND TOOLS, ETC. NES	216 355	202 044	446 023	402 044	237 061	228 519
5 SAW BLADES	125 925	106 551	340 376	302 134	181 078	171 949
6 KNIVES, CUTTING BLADES	361 875	327 423	2 413 878	2 149 667	1 285 212	1 223 722
7 TOOL SETS, RETAIL SALE	205 468	182 359	465 973	412 669	247 836	234 999
696 CUTLERY	148 003	135 435	756 548	691 837	401 910	392 871
697 HOUSEHOLD EQUIPMENT, NES	892 386	857 705	1 023 936	916 752	544 852	521 725
699 MANUFACTS. BASE METAL, NES	8 159 667	7 529 268	7 543 522	6 798 375	4 010 150	3 872 671
1 LOCKS, SAFES, STRONG BOXES	1 623 897	1 557 877	2 736 532	2 504 902	1 455 280	1 427 753
2 CHAIN, IRON, STEEL	329 455	276 552	164 138	136 219	87 414	77 495
3 PINS, NEEDLES, IRON, STL, ETC	92 267	79 205	217 536	186 467	115 593	106 129
4 SPRINGS, LEAVES, METAL	626 726	601 319	491 740	451 518	261 551	257 526
5 MISC. ARTICLES, BASE METAL	609 577	548 555	590 856	510 223	314 111	290 459
6 ARTICLES IRON, STEEL, NES	4 078 498	3 538 923	2 110 222	1 823 842	1 121 975	1 038 362
7 ARTICLES NES, COPPER, ETC.	770 202	897 099	1 054 843	1 036 491	560 109	530 456
8 ARTICLES COBALT, ETC., NES	13 066	13 471	105 497	80 449	56 020	45 762
9 ARTICLES TUNGSTEN, ETC. NES	15 979	16 287	71 758	68 264	38 097	38 729
700 CPL IND PLANT (84/85/87)	1 268 135	1 078 627	3 699 628	4 160 164	1 971 114	2 363 594
711 STEAM GENER. BOILERS, ETC.	237 419	244 367	454 614	329 398	241 859	187 743
1 STEAM, SUPER-HEAT BOILERS	131 102	122 775	276 724	162 310	147 305	92 955
2 AUX. BOILER PLANT, CONDENSER	23 551	29 870	39 915	40 840	21 162	23 322
9 PARTS FOR STEAM BOILERS	82 766	91 722	137 975	126 248	73 392	71 466
712 STEAM TURBINES	97 701	95 601	555 572	557 561	295 860	316 873
1 STEAM, VAPOUR TURBINES	33 814	37 636	199 423	225 969	105 299	129 238
8 PARTS FOR STEAM TURBINES	63 887	57 965	356 149	331 592	190 561	187 635
713 INTRNL COMBUS PSTN ENGIN	5 539 739	5 479 229	9 013 926	9 030 227	4 800 298	5 154 769
1 AIRCRAFT PISTON ENGINES	2 281	2 773	24 547	23 090	13 051	13 287
2 INTRNL COMB. ENGINE VEHCL	1 715 662	2 101 578	3 033 962	3 555 939	1 615 251	2 035 719
3 MARINE PISTON ENGINES	71 915	83 996	386 206	444 463	207 657	250 979
8 PISTON ENGINES, NES	469 848	397 750	951 375	836 373	506 175	475 723
9 PARTS, NES. IC. PISTON ENGS	3 280 033	2 893 131	4 617 836	4 170 362	2 458 164	2 379 061
714 ENGINES, MOTORS NON-ELECT	50 941	43 851	2 473 444	1 973 586	1 312 273	1 120 013
716 ROTATING ELECTRIC PLANT	1 440 944	1 308 090	3 539 568	3 236 332	1 883 130	1 841 448
1 ELECTRIC. MOTORS <= 37.5W	132 508	124 462	580 200	497 081	308 637	282 846
2 ELEC. MOTORS, GENERATORS. DC	160 781	152 252	594 771	546 406	316 344	310 532
3 ELEC. MOTORS, GENERATORS. AC	753 134	660 283	1 477 725	1 263 357	786 173	718 708
4 ELECT. ROTARY CONVERTERS	31 850	29 203	83 990	87 134	44 733	49 541
5 GENERATING SETS	84 252	81 403	214 624	238 743	114 350	135 883
9 PARTS, NES. ROT. ELEC. PLANT	278 419	260 487	588 258	603 611	312 893	343 938
718 OTH. POWR. GENRTNG. MACHNRY	344 670	297 595	1 981 665	1 048 196	1 057 842	598 699
1 HYDRLC. TURBINE, WTR. WHEEL	34 376	31 180	101 811	90 771	53 593	52 109
7 NUCLEAR REACTORS, PTS NES	8 126	2 959	935 962	160 714	501 916	92 960
9 ENGINES, MOTORS NES, PARTS	302 168	263 456	943 892	796 711	502 333	453 630
721 AGRIC. MACHINES, EX. TRACTR	2 147 102	1 927 547	2 451 241	2 161 095	1 301 587	1 232 222
1 CULTIVATING MACHINERY, ETC	418 149	371 448	397 316	351 142	211 045	199 728
2 HARVESTING ETC. MACHINES	1 449 320	1 315 756	1 612 744	1 447 853	855 943	828 013
3 DAIRY MACHINERY ETC. PARTS	55 084	37 877	202 073	149 255	107 634	84 357
9 AGRIC. HORT. ETC. MACHS. NES	224 549	202 466	239 108	212 845	126 965	120 124
722 TRACTORS	2 082 854	1 849 250	2 170 512	1 846 765	1 155 758	1 051 758
723 CIVIL ENGINEERING EQUIPT	4 783 920	4 318 618	5 021 913	4 296 224	2 669 502	2 444 129
1 SELF-PROPELLED. DOZERS ETC	125 138	120 947	73 201	70 026	38 896	39 794
2 MECH. SHOVEL ETC. S-PROPLD	1 999 506	1 761 581	1 627 901	1 349 143	866 595	766 605
3 CONSTR. MINING MACHNRY ETC	531 238	492 099	684 339	612 564	362 276	349 240
4 CONST. & MINING MACHS. NES	414 980	336 433	771 624	624 917	409 576	356 585
9 PTS NES, CVL. ENGINEING. MACH	1 713 058	1 607 558	1 864 848	1 639 574	992 159	931 905
724 TEXTILE, LEATHER MACHINES	2 393 789	2 318 272	9 051 311	8 432 310	4 821 322	4 793 406

4 IMPORTS AND EXPORTS (SPECIAL TRADE) BY GROUPS AND SUBGROUPS OF THE SITC-REV. III
4.2 EXPORTS

GROUP / SUBGROUP	1989 DT = 100 KG	1988	1989 1 000 DM	1988	1989 1 000 \$	1988
725 PAPER,PULP MILL MACHINES	726 936	625 739	2 422 623	2 100 551	1 291 715	1 191 292
1 PAPER,PULP,MAKING MACHRY	114 485	106 210	307 112	288 997	163 745	163 269
2 OTH.PULP,PAPER,MAKNG MCH	341 407	307 343	1 288 850	1 111 180	687 524	630 161
9 PARTS,PAPER MILL ETC.MCH	271 044	212 186	826 661	700 374	440 446	357 862
726 PRINTNG,BOOKBINDNG MACHS	1 564 022	1 242 092	6 767 074	5 157 637	3 611 297	2 932 622
727 FOOD-PROCESS.MCH.NON DOM	344 533	346 107	1 503 172	1 390 490	800 832	788 377
1 GRAIN WORKNG MACHS,PARTS	39 084	51 765	76 362	79 466	40 727	45 195
2 OTH.FOOD-PROC.MACH PARTS	305 449	294 342	1 426 810	1 311 024	760 105	743 182
728 OTH.MACH,PTS,SPCL INDUST	4 222 000	3 752 842	12 459 628	11 253 367	6 641 083	6 393 944
1 MCH-TOOLS,SPECIAL.INDUST	707 827	635 550	1 973 403	1 714 664	1 051 382	972 557
3 OTH.MINERAL WORKING MACH	927 270	820 568	1 478 145	1 204 226	786 752	684 198
4 MACH,APPL.SPCL INDUS NES	2 189 770	1 946 929	7 083 681	6 605 737	3 777 614	3 755 387
5 PARTS PUBLIC WRK MACH ETC	397 133	349 795	1 924 399	1 728 740	1 025 335	981 802
731 METAL REMOVAL WORK TOOLS	1 270 496	1 129 288	5 206 347	4 622 064	2 778 666	2 619 721
1 MACH.TOOLS,METAL REMOVAL	35 013	25 115	286 923	203 050	153 318	114 241
2 MCH-TL,WRKNG MTL,NOLATHS	227 095	192 674	1 105 263	900 705	587 941	509 349
3 LATHES,METAL-WORKING	292 090	269 940	1 195 547	1 105 136	639 986	627 564
4 UNIT HEAD,DRILL,ETC.MACH	135 439	124 654	328 979	330 448	175 851	187 689
5 METAL MILLING MACHNS,ETC	192 597	157 619	705 000	608 051	375 431	344 557
6 MTL.SURFC.FINISHING TOOLS	210 720	202 184	1 069 329	996 787	570 814	564 872
7 MTL.SHAPING,CUTTING TOOLS	173 542	157 102	515 306	477 887	275 325	271 449
733 MACH-TOOLS,METAL-WORKING	876 563	749 645	2 139 000	1 876 649	1 139 435	1 064 162
1 METAL FORMING MACH.TOOLS	722 018	611 513	1 526 811	1 353 232	812 777	768 299
9 OTH.MACH-TOOL,METALWRKNG	154 545	138 132	612 189	523 417	326 658	295 863
735 PARTS,NES,FOR MACH-TOOLS	422 619	374 599	1 840 596	1 681 321	981 158	955 399
1 WORK-HOLDERS,TOOL HOLDER	97 687	91 397	637 998	562 568	339 846	320 132
9 PARTS,NES,MCH-TOOL W.MTL	324 932	283 202	1 202 598	1 118 753	641 312	635 267
737 METALWORKING MACHNRY NES	1 045 747	912 996	2 023 717	1 737 343	1 076 188	988 584
1 FOUNDRY EQUIPMT PTS NES	214 178	221 715	222 006	217 681	118 070	123 282
2 MTL-ROLLING MILLS,ROLLS	624 669	507 448	634 455	449 021	335 651	254 570
3 WELDING,BRAZING ETC.MACH	179 618	155 993	994 435	910 991	530 390	520 090
4 SOLDERING MACHINES ETC.	27 282	27 840	172 821	159 650	92 077	90 642
741 HEATHNG,COOLNG EQUIP,PART	2 116 638	2 024 925	5 320 618	4 820 654	2 831 405	2 737 641
742 PUMPS FOR LIQUIDS,PARTS	1 075 246	946 726	4 855 171	4 109 518	2 586 590	2 339 133
1 PUMPS W.MEASURING DEVICE	13 968	14 910	73 206	78 565	38 965	44 891
2 FUEL PUMPS,IC.PISTON ENG	174 342	167 948	1 377 705	1 190 947	734 797	679 964
3 CONCRETE PUMPS	47 090	38 058	100 118	82 245	53 211	46 562
4 RECIPROCATING PUMPS,NES	157 938	137 608	743 170	659 757	395 634	375 370
5 ROTARY PUMPS, NES	126 550	109 093	644 928	516 551	342 965	294 065
6 CENTRIFUGAL PUMPS, NES	311 166	267 703	815 945	674 912	435 854	383 301
7 PUMPS,LIQUID ELEVATR ETC	30 003	25 904	145 273	82 297	76 862	46 766
9 PARTS,PUMPS,LIQ.ELEVATOR	214 189	185 502	954 826	824 244	508 302	468 214
743 PUMPS NES,CENTRIFUGS ETC	2 284 849	2 084 906	5 833 524	5 155 951	3 106 244	2 933 738
1 AIR,VACUUM PUMP,COMPRESS	734 847	678 254	1 640 780	1 436 513	873 420	818 107
4 FANS,COOKER HOODS W.FAN	322 125	295 668	796 794	728 159	424 287	414 123
5 CENTRIFUGES NES	80 296	81 664	434 558	381 681	231 552	217 236
6 MACHS.FILTER GAS,LIQUIDS	635 688	566 105	1 538 734	1 334 589	819 654	759 027
8 PARTS,AIR PUMPS,FANS ETC	203 645	178 383	637 614	584 331	339 099	332 364
9 PART,CENTRIFUGE,FILT.ETC	308 248	284 832	785 044	690 678	418 232	392 881
744 MECHANICAL HANDLNG EQUIP	4 014 280	3 557 853	5 596 229	4 838 079	2 978 860	2 750 390
1 WORK TRUCKS,TRACTORS,ETC	1 234 426	1 087 139	1 302 910	1 099 951	693 704	626 207
2 PULLEY TACKLE,WINCHS,ETC	116 561	111 208	252 093	229 196	134 033	130 291
3 DERRICKS; CRANES ETC.	720 819	571 052	557 335	419 441	296 829	238 884
4 JACKS,HOISTS FOR VEHICLE	186 129	172 521	203 238	182 107	108 169	103 594
7 GOODS ETC.ELEVATORS ETC.	461 884	414 531	1 015 922	889 112	541 708	504 226
8 LIFTING ETC.MACHINES NES	627 174	574 523	1 082 730	972 203	575 290	552 084
9 PARTS,HOISTS,LIFTS EQUIP	667 287	626 879	1 182 001	1 046 069	629 127	595 104
745 OTH.NONELEC MCH,TOOL,NES	1 703 241	1 507 168	6 990 803	6 177 519	3 721 937	3 516 275
1 NON-ELEC HAND TOOL,PARTS	86 555	84 026	580 572	550 461	308 794	312 079
2 INDUS WASHNG,BOTTLNG MCH	541 324	491 405	3 538 644	3 242 268	1 886 490	1 847 445
3 WEIGHING MCH,WEIGHTS,PTS	135 023	123 241	525 095	439 339	279 615	249 622
6 SPRAYING MACHINERY ETC.	557 219	468 758	1 646 552	1 352 740	874 227	769 028
9 OTH.NON-ELECT MACH,PARTS	383 120	339 738	699 940	592 711	372 811	338 101
746 BALL OR ROLLER BEARINGS	1 092 165	1 008 922	2 791 819	2 425 584	1 486 244	1 382 160
1 BALL BEARINGS	329 958	331 534	1 038 763	947 800	552 942	540 261
2 TAPERED ROLLER BEARNG ETC	230 470	219 809	475 191	419 713	252 948	239 334
3 SPHERICAL ROLLER BEARNGS	97 241	89 088	195 520	165 812	104 201	94 262
4 NEEDLE ROLLER BEARINGS	54 559	47 788	296 990	250 193	157 963	142 589
5 OTHER CYL.ROLLER BEARING	121 160	111 168	370 884	310 195	197 893	176 710
8 OTHR.BALL,ROLLER BEARING	22 215	17 793	86 395	71 539	45 857	40 655
9 PARTS,BALL,ROLLR BEARING	236 562	191 742	328 076	260 332	174 440	148 349
747 TAPS,COCKS,VALVES,ETC.	1 110 010	1 038 101	4 195 979	3 625 915	2 232 115	2 061 885
1 PRESSURE-REDUCING VALVES	18 664	34 013	89 725	79 310	47 740	45 155
2 OLEOHYDRAULIC ETC.VALVES	114 757	101 697	825 038	690 537	438 911	392 565
3 CHECK VALVES	33 117	43 877	104 194	94 222	55 360	53 548
4 SAFETY, RELIEF VALVES	25 492	24 521	143 773	131 100	76 414	74 460
8 TAPS,COCKS,VALVE.ETC.NES	774 893	725 863	2 604 293	2 287 059	1 385 367	1 300 959

4 IMPORTS AND EXPORTS (SPECIAL TRADE) BY GROUPS AND SUBGROUPS OF THE SITC-REV. III
4.2 EXPORTS

GROUP / SUBGROUP	1989 DT = 100 KG	1988	1989 1 000 DM	1988	1989 1 000 \$	1988
7479 PARTS FOR TAPS,COCKS,ETC	143 087	108 130	428 956	343 687	228 323	195 198
748 TRANSMISSIONS SHAFTS ETC	2 558 829	2 367 523	4 032 122	3 588 474	2 145 854	2 041 546
1 TRANSMISSN SHAFTS,CRANKS	888 553	817 202	654 717	576 687	348 209	328 430
2 BEARING HOUSNG, SHFT BRNGS	198 813	176 398	607 418	527 789	323 265	300 563
3 ARTICULTD LINK CHAIN,PTS	236 248	209 764	224 552	197 728	119 354	112 528
4 GEAR,GEAR BOX,PARTS,ETC.	478 825	420 913	1 279 950	1 091 477	681 533	620 053
5 FLYWHEELS AND PULLEYS	156 563	141 088	127 698	114 206	67 967	65 159
6 CLUTCHES,SHAFT COUPLINGS	75 114	72 102	299 423	266 808	159 462	151 757
9 PART,NES,SHAFTS,ETC.	524 713	530 056	838 364	813 779	446 064	463 056
749 NON-ELECT MACH.PARTS,ETC	964 552	940 037	2 646 648	2 269 506	1 409 544	1 288 979
1 MOULDNGS FOR MTL.FOUNDRY	263 476	283 282	1 056 749	964 722	562 879	548 808
2 GASKETS,ETC.	44 174	39 568	319 947	302 339	170 154	172 069
9 MACH PARTS,NON-ELECT NES	656 902	617 187	1 269 952	1 002 445	676 511	568 102
751 OFFICE MACHINES	361 101	327 420	2 258 306	1 924 642	1 204 608	1 095 786
1 TYPEWRITRS,MD-PROC MACHS	51 773	65 075	275 257	343 827	146 675	157 072
2 CALCULATNG,ACCTG,ETC.MCH	22 233	22 505	300 217	294 405	160 239	167 004
3 PHOTO,THERMOCOPY APPARAT	184 820	166 044	1 033 781	911 242	551 488	519 807
9 OTHER OFFICE MACHINE NES	102 275	73 796	649 051	375 168	346 206	212 903
752 AUTOMATC.DATA PROC.EQUIP	460 883	450 692	8 847 269	7 671 888	4 722 491	4 360 333
1 ANALOG OR HYBRID COMPUTR	10	204	1 082	7 989	572	4 519
2 DIGITAL COMPUTERS	25 323	45 662	625 465	1 027 155	333 614	586 376
3 DIGTL PROC.STORAGE UNITS	129 966	108 941	2 842 691	1 826 891	1 517 287	1 030 854
6 INPUT OR OUTPUT UNITS	163 430	129 770	2 133 710	1 753 920	1 138 344	997 056
7 STORAGE UNITS,DATA PROC.	119 901	150 662	2 787 089	2 703 296	1 489 148	1 540 546
9 DATA PROC EQUIPMENT,NES	22 253	15 453	457 232	352 637	243 526	200 982
759 PARTS,FOR OFFICE MACHINS	277 136	268 310	4 878 837	4 298 790	2 599 039	2 446 752
1 PARTS,OF COPYING MACHINE	85 459	68 897	502 461	450 499	267 914	257 034
9 PARTS,DATA PROC. ETC.MCH	191 677	199 413	4 376 376	3 848 291	2 331 125	2 189 718
761 TELEVISION RECEIVERS ETC	822 424	664 675	3 420 401	2 519 614	1 829 924	1 432 281
1 COLOUR TELEVISN RECEIVER	815 366	656 421	3 391 419	2 490 573	1 814 523	1 415 658
2 BLACK,WHITE TV RECEIVERS	7 058	8 254	28 982	29 041	15 401	16 623
762 RADIO-BROADCAST RECEIVER	106 040	110 232	783 863	743 543	417 520	425 104
1 MOTOR VEH.RADIO RECEIVER	42 114	39 175	565 081	522 279	300 674	299 142
2 PORTABLE RADIO RECEIVERS	28 284	31 462	106 312	107 528	56 686	61 121
8 OTHER RADIO RECEIVERS	35 642	39 595	112 470	113 736	60 160	64 841
763 SOUND RECORDER,PHONOGRPH	86 881	130 733	810 517	1 151 546	431 294	659 543
764 TELECOMM.EQUIP.PARTS NES	650 382	581 752	6 687 817	6 245 076	3 562 894	3 557 386
1 LINE TELEPHONE ETC.EQUIP	69 649	62 116	1 683 907	1 573 665	895 301	895 079
2 MICROPH.LOUDSPKRS,AMPLIF	139 864	105 864	417 518	330 603	222 316	188 078
3 TV,RADIO TRANSMITTRS ETC	14 668	16 119	637 007	675 032	339 500	386 743
8 TELECOMMUN.EQUIPMENT,NES	12 508	10 053	726 405	691 448	386 983	394 024
9 PARTS,TELECOMMUN. EQUIPT	413 693	387 600	3 222 980	2 974 328	1 718 794	1 693 462
771 ELECT POWER MACHNY.PARTS	864 201	820 870	2 324 319	1 997 099	1 237 684	1 135 810
1 TRANSFORMERS, ELECTRICAL	331 263	348 410	602 359	584 097	320 420	332 219
2 OTH.ELEC POWER MACH,PART	532 938	472 460	1 721 960	1 413 002	917 264	803 591
772 ELEC.SWITCH.RELAY.CIRCUT	1 794 616	1 547 562	11 268 220	9 876 093	5 993 676	5 618 071
773 ELECTR DISTRIBT.EQPT NES	2 030 391	1 836 093	2 757 600	2 315 262	1 467 078	1 317 376
1 INSULTD WIRE,ETC.CONDUCTR	1 864 669	1 677 995	2 362 159	1 953 594	1 256 806	1 111 340
2 ELECTRC.INSULATING EQUIP	165 722	158 098	395 441	361 668	210 272	206 036
774 ELECTRO-MEDCL,XRAY EQUIP	140 309	132 342	2 782 260	2 443 244	1 482 486	1 388 213
1 ELECTRO-MEDICAL EQUIPMNT	38 451	37 532	699 985	599 638	372 436	341 820
2 X-RAY APPARATUS ETC.PART	101 858	94 810	2 082 275	1 843 606	1 110 050	1 046 393
775 DOM.ELEC,NON-ELEC.EQUIPT	4 480 048	3 940 550	6 332 138	5 486 313	3 371 805	3 123 772
1 HOUSEHOLD LAUNDRY EQUIPT	1 362 812	1 218 618	1 346 894	1 197 050	718 312	683 919
2 DOM.REFRIGERATRS,FREEZRS	863 442	784 624	842 127	760 655	448 094	432 901
3 DOMESTIC DISHWASHNG MACH	747 440	635 057	861 146	829 037	458 705	473 058
4 ELEC.SHAVERS,CLIPPRS,PTS	33 340	26 818	426 252	349 041	227 016	197 438
7 DOM.ELECT-MECHANICL APPL	380 427	345 249	793 567	706 397	422 051	401 589
8 ELECTRO-THERMIC APPL NES	1 092 587	930 184	2 062 152	1 644 133	1 097 627	934 467
776 TRANSISTORS,VALVES,ETC.	575 929	538 549	6 655 759	6 044 671	3 540 227	3 434 599
1 TV PICTURE TUBES,CRT,ETC	454 917	418 490	516 945	474 324	275 876	271 319
2 OTH.ELECTRONC VALV,TUBES	36 936	45 739	268 897	272 299	143 103	155 012
3 DIODES,TRANSISTORS ETC.	34 200	29 546	955 841	871 104	508 509	495 927
4 ELECTRONIC MICROCIRCUITS	27 738	24 611	4 655 654	4 182 480	2 475 096	2 373 449
8 ELCTRN COMP PTS,CRYSTALS	22 138	20 163	258 422	244 464	137 643	138 892
778 ELECTRIC.MACH.APPART.NES	4 701 078	4 018 584	10 025 644	8 647 176	5 338 726	4 924 570
1 BATTERIES,ACCUMULATORS	1 139 465	1 041 050	907 898	810 808	484 223	460 539
2 ELECTRIC LAMPS,BULBS ETC	361 361	314 487	1 208 349	1 032 780	644 748	588 158
3 AUTOMOTIVE ELECTRC.EQUIP	1 058 888	973 012	2 559 626	2 297 705	1 362 216	1 311 486
4 ELECTRO-MECH.HAND TOOLS	326 847	290 941	1 283 885	1 136 616	683 679	648 239
6 ELECTRICAL CAPACITORS	73 278	68 476	635 171	558 692	337 873	317 827
7 ELEC MCH WTH INDIV FUNCT	173 335	168 331	1 557 403	1 287 336	829 044	731 239
8 ELECT MACHNERY,EQUIP,NES	1 567 904	1 162 287	1 873 312	1 523 239	996 943	867 082
781 PASS.MOTOR VEHCLS.EX.BUS	31 874 720	28 401 361	66 475 485	58 213 454	35 433 183	33 264 725

4 IMPORTS AND EXPORTS (SPECIAL TRADE) BY GROUPS AND SUBGROUPS OF THE SITC-REV. III
4.2 EXPORTS

GROUP / SUBGROUP	1989 DT = 100 KG	1988	1989 1 000 DM	1988	1989 1 000 \$	1988
7811 SNOW VEHCL,GOLF CARS ETC 2 PASS. TRANSPORT VEHICLES	86 31 874 634	160 28 401 201	205 66 475 280	416 58 213 038	111 35 433 072	242 33 264 483
782 GOODS, SPCL TRANSPORT VEH	7 754 441	6 876 092	9 751 291	8 374 501	5 191 538	4 774 500
1 GOODS VEHICLES 2 SPECIAL PURPOSE VEHICLES	6 672 973 1 081 468	5 937 701 938 391	8 298 661 1 452 630	7 203 629 1 170 872	4 417 076 774 462	4 109 530 664 970
783 ROAD MOTOR VEHICLES NES	1 659 288	1 401 441	2 617 297	2 213 313	1 396 702	1 262 932
1 PUB-TRANSPORT PASS VEHCL 2 ROAD TRACTOR, SEMITRAILER	463 978 1 195 310	426 264 975 177	946 132 1 671 165	910 725 1 302 588	506 309 890 393	522 301 740 631
784 PARTS, TRACTORS, MOTOR VEH	19 051 765	18 447 684	26 133 407	24 319 024	13 901 236	13 875 289
1 MOTOR VEHICLE CHASSIS 2 MOTOR VEHICLE BODIES 3 OTHER PARTS, MOTOR VEHICL	250 273 129 114 18 672 378	242 250 105 275 18 100 159	477 191 174 410 25 481 806	429 254 162 291 23 727 479	255 674 92 859 13 552 703	243 973 92 429 13 538 897
785 CYCLES, MOTORCYCLES ETC.	353 200	312 403	807 642	626 530	429 975	357 910
1 MOTORCYCLES ETC. 2 BICYCLES ETC. NON-MOTORIZED 3 INVALID CARRIAGES, PARTS	84 782 107 018 161 400	53 009 104 202 155 192	324 347 163 967 319 328	205 295 144 522 276 713	172 918 87 170 169 887	116 361 83 474 158 075
786 TRAILERS, SEMI-TRAILER, ETC	2 990 357	2 613 600	2 407 590	1 998 961	1 282 002	1 142 395
1 HOUSING, CAMPING, TRAILERS 2 TRAILERS, TRANSPORT GOODS 3 TRANSPORT CONTAINERS 8 OTH. NONMOTR VEH, TRLR PTS	347 501 731 569 247 053 1 664 234	320 208 632 491 154 335 1 506 566	482 509 538 598 237 452 1 149 031	435 243 439 341 119 759 1 004 618	257 557 287 156 126 519 610 770	250 185 250 249 68 198 573 763
791 RAILWAY VEHICLES, EQUIPNT	846 596	917 467	1 078 882	988 963	576 150	561 817
0 CPL IND PLANT CHAPTER 86 1 ELEC. LOCOS NON-SELF-GENR 2 OTHR. LDCOMOTIVES, TENDERS 6 SLF-PROP. RAIL, TRAM, COACH 7 RAIL, TRAM, COACH, ETC. N. SP 8 RAIL, TRAM, FRGHT CARS ETC 9 RAIL, TRACK FIXTURES, PRTS	3 778 1 236 74 804 53 896 37 741 266 740 408 401	380 1 848 71 623 22 728 45 847 367 930 407 111	22 424 1 194 105 571 133 821 24 954 118 622 672 296	568 7 417 84 867 66 912 64 358 135 021 629 820	12 037 624 56 566 71 252 13 176 63 683 358 812	344 4 303 47 509 38 451 36 629 77 327 357 254
792 AIRCRAFT, ASSOCTD. EQUIPNT	134 566	99 033	13 621 139	8 939 308	7 243 758	5 093 110
1 HELICOPTERS 2 AIRCRAFT ETC. ULW <=2000KG 3 AIRCRAFT, ULW 2001-15000KG 4 AIRCRAFT ETC. ULW >15000KG 5 SPACECRAFT ETC. LAUNCH VEH 8 AIRCRAFT NES, ASSOC EQUIP 9 PARTS, NES, AIRCRAFT, EQUIP	1 092 1 236 2 305 68 166 1 114 2 290 58 363	1 511 780 1 736 48 464 487 1 368 44 687	161 783 22 897 178 159 8 820 541 630 523 35 643 3 771 593	221 783 13 933 153 775 5 267 536 139 887 30 477 3 111 917	85 413 12 208 95 601 4 689 076 333 315 18 699 2 009 446	124 254 7 943 87 757 3 009 369 78 063 17 236 1 768 488
793 SHIP, BOAT, FLOAT. STRUCTRS	5 881 015	7 198 405	1 920 285	1 876 226	1 021 535	1 059 848
1 YACHTS, SPORTS VESSLS, ETC 2 SHIPS, BOATS, OTHR. VESSELS 3 VESSELS, OTH. FLO-T. STRUCT 5 SPEC. PURPOSE VESSELS ETC 7 TUGS AND PUSHER CRAFT 9 OTHR. FLOATING STRUCTURES	64 417 3 902 955 1 535 828 306 050 56 389 15 376	58 492 4 231 707 2 777 517 77 100 38 872 14 717	176 508 1 547 379 63 231 79 757 24 604 28 806	155 057 1 573 011 92 517 15 537 14 243 25 861	93 358 822 748 33 371 42 600 13 980 15 478	88 604 887 193 52 197 8 960 8 156 14 738
800 CPL IND PLANT CHAP 90/94	9 740	7 509	144 862	117 185	77 156	66 293
811 PREFABRICATED BUILDINGS	955 780	669 574	289 513	193 914	153 973	110 299
812 PLUMBNG, SANITRY, EOPT, ETC	1 139 478	1 098 375	1 156 895	1 023 030	615 864	581 289
1 BOILRS, RADIATRS, ETC. N. EL 2 CERAMIC PLUMBNG FIXTURES	943 435 196 043	918 842 179 533	1 011 274 145 621	883 542 139 488	538 472 77 392	501 755 79 534
813 LIGHTNG FIXTURES ETC. NES	560 353	519 943	1 396 234	1 227 305	743 420	698 705
1 LAMPS, LIGHT FITTINGS NES 2 ILLUMINATED SIGNS ETC. 8 PARTS, PORTABLE ELEC LAMP 9 PARTS, LIGHT FITTING, SIGNS	403 311 11 662 202 145 178	375 637 11 132 473 132 701	1 086 605 34 783 2 398 272 448	960 413 30 512 2 655 233 725	578 686 18 545 1 267 144 922	546 685 17 376 1 502 133 142
821 FURNITURE, CUSHIONS, ETC.	8 529 431	7 741 721	6 902 690	6 189 668	3 674 052	3 528 233
1 CONVERTIBLE SEATS, PARTS 2 MATTRESSES, ETC. 3 METAL FURNITURE NES 5 FURNITURE, NES, OF WOOD 7 FURNITURE NES, OTHR. MATRL 8 PARTS, MTL, WOOD FURNITURE	1 680 389 202 108 922 931 4 734 155 112 416 877 432	1 486 212 202 712 804 196 4 355 448 99 406 793 747	2 281 764 306 503 685 626 2 978 021 170 086 480 690	2 044 705 317 040 570 834 2 692 798 135 808 428 483	1 214 959 163 615 365 236 1 583 766 90 552 255 924	1 167 601 180 641 325 238 1 533 154 77 512 244 087
831 TRUNK, SUIT-CASES, BAG, ETC	130 865	147 413	521 877	451 088	277 752	256 348
1 HANDBAGS, NES 2 TRUNKS, SUIT-CASES, ETC. 3 TRAVEL SET, TOILT, SEW, ETC 9 TRAVEL GOODS NES	9 625 47 506 1 383 72 351	9 576 63 052 757 74 028	124 864 127 517 5 177 264 319	107 340 126 450 2 893 214 405	66 470 67 761 2 737 140 784	61 066 71 810 1 614 121 858
841 MENS, BOYS CLOTHING, X-KNIT	279 507	243 712	2 134 526	1 861 995	1 135 456	1 057 116
1 OVERCOATS, OUTERWEAR, ETC. 2 SUITS AND ENSEMBLES 3 JACKETS AND BLAZERS 4 TROUSERS, BREECHES, ETC. 5 SHIRTS 6 UNDERWEAR, NIGHTWEAR ETC.	45 206 37 101 31 961 109 916 48 663 6 660	39 399 33 437 30 046 92 969 41 288 6 573	377 944 473 882 397 236 580 990 271 959 22 515	318 637 420 275 341 037 524 939 233 068 24 039	200 054 252 403 211 381 314 666 144 972 11 980	178 718 239 089 193 935 289 014 132 674 13 685
842 WOMEN, GIRL CLOTHING, XKNIT	342 669	305 787	4 198 560	3 547 572	2 233 898	2 010 810
1 OVERCOATS, OTH. COATS ETC.	64 612	58 685	578 850	534 265	305 726	298 164

4 IMPORTS AND EXPORTS (SPECIAL TRADE) BY GROUPS AND SUBGROUPS OF THE SITC-REV. III
4.2 EXPORTS

GROUP / SUBGROUP	1989 DT = 100 KG	1988	1989 1 000 DM	1988	1989 1 000 \$	1988
8422 SUITS AND ENSEMBLES	24 794	24 687	393 617	360 075	209 930	205 080
3 JACKETS	45 165	40 222	693 668	570 642	369 468	322 919
4 DRESSES	18 841	20 351	357 280	373 122	190 348	213 700
5 SKIRTS & DIVIDED SKIRTS	75 284	70 907	868 340	747 584	462 513	424 697
6 TROUSERS, BREECHES ETC.	64 518	50 377	556 552	386 306	296 313	219 324
7 BLOUSES, SHIRT-BLOUSE, ETC.	40 685	31 725	706 265	533 605	376 188	303 041
8 UNDERWEAR, NIGHTWEAR ETC.	8 770	8 833	43 988	41 973	23 411	23 885
843 MENS, BOYS CLOTHING, KNIT	31 680	33 813	146 687	154 398	77 953	88 059
1 OVERCOATS, OUTERWEAR ETC.	889	1 650	8 737	12 364	4 634	7 045
2 SUITS, JACKETS, TROUSERS ETC.	5 156	5 448	29 925	33 357	15 880	19 017
7 SHIRTS, MENS BOYS, KNIT	6 113	6 730	30 379	33 575	16 158	19 413
8 UNDERWEAR, NIGHTWEAR ETC.	19 522	19 985	77 646	75 102	41 281	42 584
844 WOMEN, GIRLS CLOTHNG. KNIT	98 572	96 120	716 108	729 936	380 289	415 064
1 OVERCOATS, OTH. COATS ETC.	1 233	1 023	15 790	14 274	8 389	7 995
2 SUITS, DRESSES SKIRTS ETC.	40 652	42 947	358 731	394 878	190 310	224 526
7 BLOUSES, SHIRT-BLOUSE, ETC.	7 055	7 232	65 015	66 153	34 584	38 060
8 UNDERWEAR, NIGHTWEAR ETC.	49 632	44 918	276 572	254 631	147 006	144 483
845 OTHR. TEXTILE APPAREL, NES	207 742	197 009	1 699 867	1 597 437	904 127	906 248
1 BABIES' GARMNTS, CLTHS ACC	15 568	13 569	102 928	86 004	54 814	48 732
2 GARMENT, FELT, TXTL FABRIC	6 902	8 114	41 086	46 759	21 901	26 651
3 JERSYS, PULLOVS, ETC. KNIT	80 231	84 308	776 525	796 130	412 411	448 061
4 T-SHIRTS, OTHR. VESTS KNIT	45 437	33 811	282 942	212 192	150 772	121 699
5 BRASSIERES, CORSETS, ETC.	18 646	16 413	183 207	163 195	97 566	92 827
6 SWIMWEAR	4 653	4 193	91 246	80 797	48 742	47 250
8 OTH. GARMENTS, NOT KNITTED	18 682	18 075	125 536	107 873	66 775	61 419
9 OTHER GARMENTS KNITTED	17 623	18 526	96 397	104 487	51 146	59 609
846 CLOTHING ACCESSRS, FABRIC	169 188	158 785	871 959	794 483	464 110	449 723
1 ACCESSORIES, NOT KNITTED	42 852	37 945	336 077	281 847	178 643	158 599
2 HOSIERY, ETC. KNITTED	109 831	107 303	436 304	433 951	232 495	246 730
9 OTH. MADE-UP CLOTH. ACCESS	16 505	13 537	99 578	78 685	52 972	44 394
848 CLOTHNG, NONTXL; HEADGEAR	106 744	94 989	819 586	791 301	435 863	447 400
1 LEATHER APPAREL, ACCESSRS	28 415	26 761	328 423	302 982	174 783	171 264
2 PLASTC, RUBBR, APPAREL, ETC	58 185	49 697	135 715	121 827	72 058	69 482
3 ARTICLES, ACCESSORIES, FUR	7 001	6 923	277 709	296 668	147 772	167 238
4 HEADGEAR, FITTINGS, NES	13 143	11 608	77 739	69 824	41 250	39 416
851 FOOTWEAR	484 406	389 749	1 929 341	1 536 446	1 026 587	874 005
1 FOOTWEAR, W. METAL TOE-CAP	11 539	11 259	37 229	35 211	19 788	20 099
2 SPORTS FOOTWEAR	32 082	23 717	148 391	102 007	78 692	58 236
3 FOOTWEAR, NES, RUBBER, PLST	35 583	33 215	75 562	72 752	39 827	41 416
4 OTH. FOOTWEAR, LTHR. UPPERS	236 494	171 517	1 275 936	974 897	679 710	554 149
5 OTH. FOOTWEAR, TEXTLE UPPR	26 402	19 410	77 470	56 633	41 152	32 000
7 FOOTWEAR, NES	823	715	3 474	3 180	1 848	1 779
9 PARTS FOOTWEAR, ETC.	141 483	129 916	311 279	291 766	165 570	166 326
871 OPTICAL INSTRUMENTS, NES	26 110	23 670	877 791	872 853	467 185	496 147
1 BINOCULARS, TELESCOPE, ETC	2 754	2 370	60 807	62 803	32 332	35 586
3 NON-OPTIC. MICROSCOPE ETC	921	938	42 033	39 847	22 317	22 752
4 COMPD OPTIC. MICROSCOPES	9 128	8 227	345 443	320 803	183 976	183 174
9 LIQ. CRYSTAL DEVS; LASERS	13 307	12 135	429 508	449 400	228 560	254 635
872 MEDICAL INSTRUMENTS NES	291 288	246 870	2 909 807	2 653 295	1 551 504	1 508 152
1 DENTAL INSTRUMENTS NES	24 571	20 532	495 828	434 116	264 357	246 904
2 OTHR. MEDICAL INSTRUMENTS	183 852	148 228	1 925 172	1 765 309	1 026 145	1 003 054
3 THERAPEUTIC APPARATUS	35 328	32 510	322 961	294 782	172 473	167 450
4 MEDICAL, BARBER'S FURNITRE	47 537	45 600	165 846	159 088	88 529	90 744
873 METERS, COUNTERS, NES	108 745	116 803	803 296	767 693	427 438	437 479
1 GAS, LIQUID, ELECTR. METERS	78 856	89 222	314 591	318 118	167 442	181 087
2 REV. COUNTERS, METERS ETC.	29 889	27 581	488 705	449 575	259 996	256 392
874 MEASURE, CONTROL INSTRMNT	630 664	647 762	10 727 588	10 031 623	5 712 355	5 704 301
1 COMPASSES, SURVEY INSTRMT	13 217	11 624	539 378	506 796	287 367	287 605
2 DRAWING, MEASURG. INSTRMNT	230 466	225 581	3 009 416	2 884 127	1 601 743	1 638 116
3 GAS, LIQ. MEAS. CONTRL. INST	85 111	84 094	993 068	890 829	528 483	507 251
4 INSTRUMENTS, ANALYSIS ETC	61 979	59 731	1 657 320	1 438 195	882 571	817 428
5 MEAS. CONTRL. SCI. INST. NES	77 621	88 544	1 132 699	1 177 620	603 798	670 309
6 AUTOMATIC CONTROL INSTRT	128 284	134 939	1 750 919	1 595 607	932 419	908 016
7 OSCILLOSCOPES, ETC.	29 056	38 551	1 539 710	1 433 716	819 959	815 874
9 PARTS, MACH, INSTRMNT, NES	4 930	4 698	105 078	104 733	56 015	59 702
881 PHOTOGRAPH APPAR. ETC. NES	151 997	148 679	1 579 090	1 416 855	841 107	806 711
1 CAMERAS, FLASH EQUIPT, ETC	36 882	33 569	637 594	544 421	339 184	308 781
2 CINE. CAMERAS, PROJECT. ETC	4 369	4 346	128 622	120 193	68 469	68 324
3 PHOTO, CINE. EQUIPMENT NES	110 746	110 764	812 874	752 241	433 454	429 606
882 PHOTO. CINEMATOGRPH. SUPPL	1 245 972	1 260 287	2 623 985	2 385 425	1 393 926	1 357 961
1 PHOTO CHEM. GOODS, RETAIL	410 061	370 049	316 080	283 635	168 201	161 533
2 PHOTO FILM FLAT UNEXPOSD	356 891	443 721	832 794	789 189	442 976	449 753
3 PHOTO FILM ROLL UNEXPOSD	111 927	128 480	747 473	680 731	396 596	387 593
4 PHOTO PAPER ETC. UNEXPOSD	361 678	314 419	605 869	534 848	321 473	304 013
5 PHOTO FILM, EXPOSD, UNDEVD	348	429	3 943	3 172	2 083	1 783
6 PHOTO FILM, EXPOSED DEVPD	4 967	3 189	117 826	93 850	62 597	53 286
883 CINE. FILM EXPOSD. DEVELOPD	942	1 734	12 107	10 929	6 465	6 140
1 CINE FILM, 35MM+, DEVELOPED	812	1 449	8 749	8 060	4 667	4 545
9 OTH. CINE FILM EXPOSD, DEVD	130	285	3 358	2 869	1 798	1 595
884 OPTICAL GOODS NES	23 907	27 737	1 302 725	1 196 037	693 212	681 756

4 IMPORTS AND EXPORTS (SPECIAL TRADE) BY GROUPS AND SUBGROUPS OF THE SITC-REV. III
4.2 EXPORTS

GROUP / SUBGROUP	1989 DT = 100 KG	1988	1989 1 000 DM	1988	1989 1 000 \$	1988
8841 OPTC.FIBR.LENS ETC.UNMNT	9 944	11 150	397 290	355 183	211 049	202 654
2 SPECTACLES AND FRAMES	10 550	9 990	557 995	518 167	297 030	295 102
3 LENSES,PRISMS,ETC.MOUNTD	3 413	6 597	347 440	322 687	185 133	184 000
885 WATCHES AND CLOCKS	119 052	114 572	1 505 693	1 388 938	801 717	790 213
891 ARMS AND AMMUNITION	62 889	60 814	303 720	292 104	161 856	165 995
1 ARMD.FIGHT.VEHCL.WEAPONS	1 818	2 121	71 454	63 517	38 227	36 019
2 BOMB,MINES,MISSL.AMM.ETC	50 120	47 879	110 970	116 270	58 085	66 184
3 NON-MILITARY ARMS	9 029	8 652	94 894	86 552	50 486	49 228
9 PARTS,ACCESSOR.OF WEAPON	1 922	2 162	26 402	25 765	14 058	14 564
892 PRINTED MATTER	6 502 994	6 166 435	5 208 133	4 709 980	2 774 094	2 677 597
1 PRINTED BOOKS,GLOBES ETC	894 850	784 953	1 373 946	1 208 358	731 942	687 668
2 NEWSPAPER,PERIODICAL,ETC	2 004 179	1 987 824	1 366 624	1 329 389	727 695	757 075
4 POSTCARDS,TRANSFERS ETC.	94 470	61 527	187 585	158 797	99 782	90 265
8 PRINTED MATTER, NES	3 509 495	3 332 131	2 279 978	2 013 436	1 214 675	1 142 589
893 ARTICLES,NES,OF PLASTICS	6 484 220	5 848 282	6 379 168	5 623 292	3 391 905	3 204 020
1 PLASTIC CONTAINERS ETC.	3 046 033	2 794 005	2 267 938	2 001 616	1 205 816	1 140 850
2 BUILDERS'WARE, PLASTICS	796 362	661 521	904 892	744 780	481 015	423 311
3 PLASTIC FLR,WALL,COVERNG	918 863	839 995	629 107	561 806	334 560	320 123
9 PLASTIC ARTICLES NES	1 722 962	1 553 761	2 577 231	2 315 090	1 370 514	1 319 736
894 BABY CARRIAGE,TOYS,GAMES	958 194	904 932	1 796 931	1 593 300	956 166	902 871
1 BABY CARRIAGES,PARTS,NES	29 343	29 496	43 107	41 047	22 947	23 544
2 CHILDREN'S TOYS	421 272	400 232	855 436	768 661	454 883	434 899
3 FUNFAIR,TABLE GAME ARTCL	129 110	108 380	213 445	175 243	113 621	99 143
4 FESTIVE ARTICLES ETC.NES	38 243	30 630	112 400	91 215	59 760	50 915
6 FAIRGROUND AMUSEMNTS ETC	43 258	48 458	72 189	71 678	38 346	41 384
7 SPORTS GOODS	296 968	287 736	500 354	445 456	266 609	252 986
895 OFFICE,STATIONERY SUPPLS	415 039	388 590	1 355 388	1 171 392	720 308	664 981
1 BASE METAL OFFICE SUPPLS	151 649	149 239	102 831	97 681	54 670	55 636
2 PENS,PENCILS,FOUNTN.PENS	154 008	141 790	877 783	751 859	466 335	426 416
9 OTH.OFFICE,STATNRY.SUPPL	109 382	97 561	374 774	321 852	199 303	182 929
896 WORKS OF ART,ANTIQUE ETC	16 900	13 107	2 631 293	2 381 567	1 391 647	1 358 759
1 HAND PAINTNGS,DRAWNG ETC	2 870	2 470	1 922 256	1 837 244	1 015 202	1 049 888
2 ORIGINAL PRINTS ETC.	306	286	135 925	71 994	72 174	40 902
3 ORIGINAL SCULPTURES ETC.	7 203	5 522	243 394	165 277	128 438	93 044
4 STAMPS FOR PHILATELY	941	821	62 663	63 716	33 317	36 355
5 COLLECTIONS SCIENTFC.ETC	1 106	862	159 486	100 413	85 481	56 543
6 ANTIQUES OVER 100YRS OLD	4 474	3 146	107 568	142 923	57 035	82 027
897 GOLD,SILVERWARE,JEWEL NES	9 972	10 988	1 368 757	1 178 832	729 930	670 371
898 MUSICAL INSTRUMENTS,ETC.	1 073 428	897 202	3 595 298	2 901 439	1 915 893	1 653 385
1 STRING MUSICAL INSTRUMNT	30 364	29 685	171 343	158 083	91 318	90 089
2 MUSICAL INSTRUMENTS NES	16 702	15 151	137 837	121 793	73 488	69 198
4 MAGNETIC TAPE,UNRECORDED	616 727	505 998	1 421 799	1 138 744	757 555	650 458
5 OTH.BLANK RECORDNG MEDIA	39 317	40 212	215 069	219 039	114 656	125 026
6 MAGNETIC TAPES, RECORDED	58 343	37 549	294 173	207 843	155 808	118 494
7 OTHER RECORDED MEDIA	295 826	252 411	1 232 434	940 132	656 774	534 302
9 PARTS,MUSICAL INSTRUMENT	16 149	16 196	122 643	115 805	65 294	65 878
899 MISC MANUFCTRD GOODS NES	729 313	680 416	1 795 639	1 571 356	955 598	893 434
1 CARVED,MOULDED GOODS NES	6 315	6 035	26 593	22 953	14 134	13 084
2 ARTIFICIAL FLOWERS ETC.	10 112	7 521	41 983	39 125	22 376	22 180
3 CANDLES,MATCHES,ETC.	313 664	296 649	222 982	204 430	118 780	116 003
4 UMBRELLAS,WALKING-STICKS	89 692	82 366	86 644	79 381	46 092	45 255
6 ARTIFICIAL AIDS,DISABLED	11 842	11 114	542 107	458 550	288 693	260 332
7 BASKETS,BROOMS,BRUSH,ETC	178 662	172 694	354 101	317 369	188 307	180 421
8 SMALL-WARES,TOILETRS NES	86 518	76 871	443 081	380 718	235 584	216 926
9 MANUFACTURED GOODS,NES.	32 508	27 166	78 148	68 830	41 632	39 233
911 MAIL NOT CLASSED BY KIND ¹⁾	-	-	-	-	-	-
931 SPEC.TRANSACTION NOT CLASSD ²⁾	5 411 068	5 149 641	6 192 549	5 441 341	3 299 432	3 100 921
941 COMPL IND PLANT CHAPT 99	263 311	135 970	236 132	234 993	125 812	133 521
961 COIN NONGOLD NONCURRENT ¹⁾	27 882	4 267	66 685	27 378	35 550	15 597
971 GOLD,NONMONTRY EXCL DRES	1 917	2 562	1 062 785	1 115 754	562 325	641 059
972 1)	69	400	172 033	142 517	91 926	81 028
TOTAL	1 982 596 536	1 834 610 952	641 040 721	567 653 979	341 190 759	323 277 141

1) SEE INTRODUCTION, CIPHER 2.3.

2) INCL. COMPLETE INDUSTRIAL PLANT N.E.S.

5 IMPORTS AND EXPORTS (SPECIAL TRADE) BY CONTINENTS AND COUNTRIES
(COUNTRIES OF PRODUCTION AND CONSUMPTION)

COUNTRY	IMPORTS		EXPORTS	
	1989 1 000 DM	1989 1 000 \$	1989 1 000 DM	1989 1 000 \$
EUROPE	357 259 799	190 283 405	495 054 840	263 494 271
FRANCE	60 403 119	32 197 620	84 313 627	44 885 245
BELGIUM LUX	34 967 882	18 599 675	45 978 768	24 461 542
NETHERLANDS	51 902 601	27 637 475	54 395 270	28 952 473
ITALY	45 189 138	24 066 294	59 807 030	31 838 021
UNITED KINGDOM	34 687 468	18 476 142	59 358 544	31 568 847
IRELAND	4 365 107	2 327 436	2 977 432	1 583 370
DENMARK	9 237 117	4 920 215	12 102 664	6 437 822
GREECE	3 412 928	1 817 333	6 434 711	3 426 416
PORTUGAL	3 992 274	2 126 999	5 543 320	2 953 589
SPAIN	10 502 588	5 603 214	21 756 186	11 579 168
CANARY IS	99 682	54 213	549 975	292 827
CEUTA MEL	414	215	35 236	18 695
ICELAND	325 631	173 362	284 986	151 112
FAROE IS	103 827	55 299	5 052	2 649
NORWAY	7 240 498	3 859 999	5 233 299	2 785 328
SWEDEN	12 793 288	6 811 784	18 352 903	9 782 455
FINLAND	5 176 380	2 754 616	7 679 566	4 087 601
SWITZERLAND	21 237 034	11 317 812	38 147 150	20 292 424
AUSTRIA	20 995 305	11 172 485	35 268 573	18 765 231
ANDORRA	3 017	1 611	96 208	51 980
GIBRALTAR	1 197	647	45 236	23 704
VATICAN CITY	1 801	939	2 321	1 230
MALTA	358 178	190 478	369 112	196 213
YUGOSLAVIA	6 350 062	3 379 840	7 266 114	3 867 563
TURKEY	4 670 273	2 490 536	4 534 386	2 419 014
SOVIET UNION	8 556 079	4 553 968	11 525 910	6 146 590
POLAND	3 580 047	1 907 942	4 470 395	2 380 792
CZECHOSLOVAKIA	2 493 123	1 328 173	2 734 383	1 462 465
HUNGARY	2 686 626	1 491 369	3 651 160	1 943 868
ROMANIA	1 538 786	818 367	583 818	310 679
BULGARIA	326 837	174 665	1 471 193	783 896
ALBANIA	61 492	32 682	78 312	41 462
AFRICA	15 412 778	8 203 616	17 038 464	9 069 254
MOROCCO	789 984	421 827	910 470	483 883
ALGERIA	1 470 450	781 615	1 451 092	775 370
TUNISIA	824 862	439 478	915 849	487 484
LIBYA	3 142 096	1 671 368	1 316 922	701 091
EGYPT	525 996	278 818	1 957 664	1 041 197
SUDAN	40 902	21 799	145 722	77 453
MAURITANIA	1 822	949	43 900	23 510
MALI	19 870	10 552	57 373	30 670
BURKINA FASO	7 969	4 235	26 248	13 822
NIGER	785	428	32 282	17 271
CHAD	22 813	12 119	12 375	6 503
CAPE VERDE	421	225	8 295	4 359
SENEGAL	28 652	15 356	63 303	33 455
GAMBIA	1 240	660	29 055	15 501
GUINEA-BISSAU	259	138	5 462	2 898
GUINEA	103 678	54 724	50 852	27 082
SIERRA LEONE	74 950	39 976	47 275	25 044
LIBERIA	357 479	190 066	118 896	64 537
IVORY COAST	428 823	227 795	174 572	92 912
GHANA	476 686	255 589	188 666	100 718
TOGO	20 749	11 048	74 980	35 795
BENIN	3 790	1 981	30 502	16 201
NIGERIA	1 305 693	697 403	997 934	533 481
CAMEROON	259 786	138 400	164 452	87 447
CENT AFR REP	7 819	4 184	17 079	9 092
EQUAT GUINEA	7 524	4 039	3 306	1 756
S. TOPE PRINC	7 221	3 868	2 987	1 582
GABON	24 657	13 071	59 287	31 594
CONGO	42 148	22 519	43 799	23 164
ZAIRE	411 171	218 004	206 394	109 426
RWANDA	79 857	42 440	33 629	17 772
BURUNDI	81 573	43 577	40 978	21 793
ST HELENA	3	2	36	21
ANGOLA	77 908	42 011	165 339	87 833
ETHIOPIA	181 975	96 218	218 448	118 690
DJIBOUTI	974	513	6 044	3 234
SOMALIA	957	506	25 291	13 419
KENYA	301 742	160 706	323 126	171 448
UGANDA	50 249	26 925	90 626	48 345
TANZANIA	135 237	71 777	152 256	81 078
SEYCHELLES	2 894	1 529	6 887	3 622
BRIT IND OC	-	-	28	15
MOZAMBIQUE	21 486	11 511	59 309	31 648
MADAGASCAR	57 107	30 484	34 197	18 215
REUNION	4 800	2 581	73 747	39 215
MAURITIUS	187 928	100 049	155 416	82 055
COMOROS	4 328	2 306	2 427	1 301
MAYOTTE	64	35	336	178
ZAMBIA	28 223	14 868	120 637	63 932
ZIMBABWE	493 673	262 831	169 904	90 417
MALAWI	53 751	28 801	42 820	22 826
REP S AFRICA	3 184 051	1 693 276	6 128 272	3 257 221
BOTSWANA	38 777	20 518	16 047	8 497
SWAZILAND	9 410	5 002	11 070	5 993
LESOTHO	5 516	2 916	4 201	2 188
AMERICA	58 113 330	30 898 053	63 357 931	33 713 537
USA	31 265 150	20 358 847	46 624 083	24 812 188
CANADA	1 356 140	2 317 621	5 116 412	2 722 332
GREENLAND	97 118	51 710	4 434	2 261
ST PIERRE	1 261	672	841	438
MEXICO	933 843	495 030	2 592 168	1 380 388

5 IMPORTS AND EXPORTS (SPECIAL TRADE) BY CONTINENTS AND COUNTRIES
(COUNTRIES OF PRODUCTION AND CONSUMPTION)

COUNTRY	IMPORTS		EXPORTS	
	1989 1 000 DM	1989 1 000 \$	1989 1 000 DM	1989 1 000 \$
BERMUDA	445	236	18 071	9 567
GUATEMALA	173 984	92 544	125 789	66 581
BELIZE	2 125	1 136	1 871	999
HONDURAS	159 463	84 814	41 732	22 132
EL SALVADOR	212 520	112 095	73 304	38 837
NICARAGUA	98 385	51 832	33 189	17 773
COSTA RICA	337 626	180 462	110 136	58 455
PANAMA	291 589	154 544	147 588	77 559
ANGUILLA	-	-	260	135
CUBA	57 060	30 280	234 016	124 389
ST CHRISTOPH	4	1	285	151
HAITI	12 958	6 883	45 265	23 903
BAHAMAS	12 223	6 514	35 827	19 067
TURKS CAICOS	12	5	487	254
DOMINIC REP	69 862	37 247	71 968	38 163
AM VIRGIN IS	204	108	4 002	2 147
GUADELOUPE	642	352	56 986	30 197
ANTIGUA	12 581	6 479	7 647	4 086
DOMINICA	327	174	2 639	1 393
BRIT VIRG IS	1 097	585	6 905	3 657
MARTINIQUE	35 648	19 101	55 143	29 382
CAYMAN IS	1 563	844	1 468	777
JAMAICA	132 963	70 651	47 427	25 238
ST LUCIA	938	496	10 894	5 705
ST VINCENT	6 036	3 229	39 025	20 807
BARBADOS	2 509	1 342	23 366	12 418
TRINIDAD TOB	35 421	18 562	41 224	21 874
GRENADE	5 193	2 756	1 296	685
ARUBA	608	326	7 446	3 931
NETH ANTILL	14 514	7 719	52 300	27 783
COLOMBIA	1 268 699	674 213	701 610	372 645
VENEZUELA	1 334 186	708 037	800 720	427 705
GUYANA	30 052	15 981	7 188	3 760
SURINAME	90 847	48 213	12 848	6 856
FRENCH GUIAN	35 093	17 823	572 318	301 838
ECUADOR	217 155	115 438	230 788	122 559
PERU	688 951	362 486	231 966	123 330
BRAZIL	5 657 143	3 005 078	3 167 465	1 689 660
CHILE	1 468 229	780 536	826 894	439 334
BOLIVIA	40 052	21 234	66 951	35 463
PARAGUAY	123 006	64 106	67 550	35 878
URUGUAY	209 407	111 315	155 745	82 826
ARGENTINA	1 613 959	855 978	879 868	465 756
FALKLAND IS	4 539	2 418	526	275
ASIA	71 751 722	38 201 010	59 175 206	31 502 002
CYPRUS	85 749	45 687	423 025	225 368
LEBANON	24 112	12 805	266 150	142 619
SYRIA	554 123	298 365	447 868	239 134
IRAQ	279 614	149 029	2 199 036	1 170 858
IRAN	1 182 369	627 900	2 521 470	1 345 789
ISRAEL	1 364 716	726 534	2 379 767	1 268 103
JORDAN	31 302	16 590	310 071	164 915
SAUDI ARABIA	1 508 760	800 085	2 807 783	1 493 595
KUWAIT	297 940	158 192	860 370	457 656
BAHRAIN	16 767	8 857	291 580	155 254
QATAR	35 575	19 525	165 341	87 943
ARAB EMIRAT	378 687	204 309	1 330 169	707 629
OMAN	5 101	2 741	186 437	99 076
NORTH YEMEN	647 900	344 758	124 858	66 667
SOUTH YEMEN	133 907	70 914	37 143	19 917
AFGHANISTAN	51 389	27 433	32 715	17 496
PAKISTAN	597 127	318 147	957 839	508 803
INDIA	2 287 992	1 216 975	3 043 311	1 621 338
BANGLADESH	163 272	86 998	174 628	93 155
MALDIVES	4 763	2 533	12 177	6 772
SRI LANKA	255 054	135 873	180 770	95 596
NEPAL	134 753	71 869	25 112	13 286
BHUTAN	2	1	1 586	864
BURMA	16 321	8 680	61 233	32 697
THAILAND	1 961 033	1 042 939	1 822 259	974 264
LAOS	1 954	1 032	3 454	1 819
VIETNAM	43 136	22 838	28 146	14 982
KAMPUCHEA	728	388	1 704	907
INDONESIA	1 182 676	630 119	1 661 082	883 450
MALAYSIA	2 182 490	1 163 054	1 268 699	677 852
BRUNEI	1 496	806	44 409	23 628
SINGAPORE	2 493 643	1 328 834	3 065 588	1 631 512
PHILIPPINES	930 127	495 463	842 235	448 398
MONGOLIA	7 467	3 916	11 375	6 029
CHINA	5 797 373	3 087 708	4 613 284	2 454 362
NORTH KOREA	52 533	27 994	138 339	74 129
SOUTH KOREA	4 235 151	2 255 369	4 173 466	2 221 845
JAPAN	32 143 267	17 118 746	15 267 849	8 127 439
TAIWAN	5 596 789	2 979 170	3 988 660	2 122 138
HONG KONG	4 702 931	2 500 890	3 398 605	1 801 737
MACAO	351 633	186 884	5 613	2 981
AUSTRALIA AND OCEANIA	3 602 601	1 922 158	5 404 266	2 875 103
AUSTRALIA	2 248 298	1 196 459	4 739 036	2 522 056
PAPUA NEW G	650 591	352 531	14 569	7 736
AUST OCEANIA	172	91	967	501
NAURU	9	3	328	177
NEW ZEALAND	497 574	263 612	545 527	289 612
SOLOMON IS	3 265	1 737	602	317
TUVALU	3	1	42	23
AMER OCEANIA	5 513	2 825	8 605	4 583

5 IMPORTS AND EXPORTS (SPECIAL TRADE) BY CONTINENTS AND COUNTRIES
(COUNTRIES OF PRODUCTION AND CONSUMPTION)

COUNTRY	IMPORTS		EXPORTS	
	1989 1 000 DM	1989 1 000 \$	1989 1 000 DM	1989 1 000 \$
NEW CALEDON	162 018	86 269	46 446	24 593
HALLIS FUTUN	-	-	6	3
KIRIBATI	6 884	3 665	213	111
PITCAIRN	7	4	1	1
N ZEAL OCEAN	1 602	853	1 434	757
FIJI	1 608	856	5 098	2 703
VANUATU	20 007	10 568	249	130
TONGA	17	9	7 878	4 221
WEST SAMOA	3 973	2 119	2 979	1 589
FR POLYNESIA	879	461	28 072	14 847
POLAR REG	181	95	2 214	1 143
MISCELLANEOUS	324 475	172 118	1 010 014	536 592
SHIPS SUPPL	318 824	169 215	1 007 753	535 395
UNID COUNTR	5 651	2 903	2 261	1 197
TOTAL	506 464 705	269 680 360	641 040 721	341 190 759

6 IMPORTS AND EXPORTS (SPECIAL TRADE) BY GROUPS OF THE SITC-REV. III AND BY COUNTRIES OF PRODUCTION AND CONSUMPTION 1989

GROUP COUNTRY	DT - 100 KG	1 000 DM	1 000 \$	GROUP COUNTRY	DT - 100 KG	1 000 DM	1 000 \$
001 LIVE ANIMALS ¹⁾							
IMPORTS	1 914 281	724 800	384 453	CANADA	513	1 997	1 074
FRANCE	235 741	157 038	83 605	MEXICO	126	223	120
BELGIUM LUX	166 804	59 300	31 309	COLOMBIA	4 197	4 356	2 304
NETHERLANDS	1 108 601	332 620	176 029	ECUADOR	32	78	40
ITALY	1 156	1 316	700	BRAZIL	41	819	506
UNITED KINGDOM	27 496	23 571	12 597	BOLIVIA	5	68	36
IRELAND	417	799	422	ARGENTINA	76	397	215
DENMARK	43 612	15 877	8 435	CYPRUS	10	100	54
SPAIN	435	102	55	LEBANON	86	133	71
ICELAND	1 179	732	387	SYRIA	231	733	388
SWEDEN	168	518	284	IRAQ	120	472	246
SWITZERLAND	6 243	3 561	1 905	IRAN	70	3 985	2 103
AUSTRIA	82 118	22 310	11 874	ISRAEL	157	283	153
YUGOSLAVIA	403	156	82	JORDAN	2 633	1 468	783
SOVIET UNION	1 640	1 330	714	SAUDI ARABIA	14 382	7 034	3 732
POLAND	183 668	64 884	34 365	KUWAIT	15 643	6 793	3 715
CZECHOSLOVAKIA	11 674	5 698	3 045	BAHRAIN	15	88	47
HUNGARY	36 516	11 507	6 149	QATAR	292	378	203
EGYPT	27	81	43	ARAB EMIRAT	6 902	3 567	1 942
SENEGAL	36	406	215	PAKISTAN	123	998	539
GUINEA	18	279	148	INDIA	1 650	1 057	567
LIBERIA	2	103	56	SRI LANKA	14	199	103
IVORY COAST	5	124	67	THAILAND	46	332	175
TOGO	23	154	82	INDONESIA	4	375	201
CAMEROON	17	671	356	MALAYSIA	50	379	204
ZAIRE	2	58	31	SINGAPORE	2	93	49
KENYA	43	107	57	PHILIPPINES	20	137	73
TANZANIA	49	511	272	CHINA	23	808	459
MADAGASCAR	2	84	46	SOUTH KOREA	59	745	386
ZIMBABWE	68	130	67	JAPAN	203	1 910	1 005
REP S AFRICA	23	138	74	TAIWAN	181	990	532
BOTSWANA		67	35	AUSTRALIA	188	341	193
USA	2 521	7 982	4 288	011 BOVINE MEAT			
CANADA	1 524	2 694	1 404	IMPORTS	2 280 516	1 900 810	1 012 902
MEXICO	23	63	33	FRANCE	740 913	539 752	287 678
BELIZE		79	42	BELGIUM LUX	97 292	83 157	44 272
HONDURAS	41	777	410	NETHERLANDS	376 761	266 925	142 304
NICARAGUA	5	422	226	ITALY	48 194	31 695	16 788
GUYANA	14	531	284	UNITED KINGDOM	42 917	39 013	20 634
SURINAME	3	94	52	IRELAND	101 082	105 124	56 073
PERU	1	145	79	DENMARK	255 562	141 491	75 693
BRAZIL	91	97	50	GREECE		125	68
CHILE	63	286	153	SPAIN	44 384	14 867	7 966
ARGENTINA	373	850	450	SWITZERLAND		41	39
PAKISTAN	8	62	33	AUSTRIA	33 739	14 941	8 036
INDIA	18	197	104	YUGOSLAVIA	4 864	3 699	2 002
SRI LANKA	39	101	55	POLAND	2 785	2 492	1 323
THAILAND	29	315	165	CZECHOSLOVAKIA	44 965	45 763	24 222
INDONESIA	352	2 013	1 065	HUNGARY	1 625	1 490	789
MALAYSIA	12	183	97	ROMANIA	5 964	4 867	2 565
SINGAPORE	397	1 244	663	ZIMBABWE	6 934	6 414	3 429
PHILIPPINES	20	367	199	REP S AFRICA	360	374	201
CHINA	10	332	178	BOTSWANA	38 080	27 093	14 381
SOUTH KOREA	3	89	47	USA	2 332	3 040	1 638
JAPAN	31	228	120	ECUADOR		99	45
HONG KONG	59	731	389	BRAZIL	86 708	94 701	50 438
EXPORTS	2 183 345	1 035 716	551 344	PARAGUAY	907	912	479
FRANCE	201 857	98 834	52 334	URUGUAY	29 648	30 079	15 864
BELGIUM LUX	489 514	188 686	100 438	ARGENTINA	303 369	433 161	230 899
NETHERLANDS	488 407	176 378	93 826	AUSTRALIA	10 208	8 826	4 718
ITALY	506 514	260 949	139 047	NEW ZEALAND	383	545	299
UNITED KINGDOM	1 922	3 850	2 073	EXPORTS	5 639 285	2 900 146	1 539 009
DENMARK	1 933	4 573	2 433	FRANCE	1 059 157	761 441	404 176
GREECE	6 916	4 462	2 374	BELGIUM LUX	31 337	20 129	10 720
PORTUGAL	37 929	20 929	11 186	NETHERLANDS	27 454	19 571	10 369
SPAIN	247 540	132 323	70 464	ITALY	1 254 112	967 449	513 341
NORWAY	59	239	129	UNITED KINGDOM	129 648	72 806	38 369
SWEDEN	530	1 593	853	IRELAND	3 086	2 100	1 121
FINLAND	912	3 388	1 805	DENMARK	153 645	110 398	58 720
SWITZERLAND	8 475	21 719	11 673	GREECE	515 957	352 502	187 491
AUSTRIA	4 538	6 848	3 643	PORTUGAL	7 207	4 884	2 561
ANDORRA	382	85	44	SPAIN	10 576	6 704	3 517
YUGOSLAVIA	5 226	1 761	937	CANARY IS	5 238	3 341	1 758
TURKEY	70 771	29 242	12 235	CEUTA MEL	313	230	119
SOVIET UNION	37 410	17 130	9 032	SWEDEN		112	61
POLAND	2 233	1 155	613	FINLAND	732	972	521
CZECHOSLOVAKIA	2 673	2 007	1 064	SWITZERLAND	537	663	356
HUNGARY	537	527	278	AUSTRIA	788	170	89
BULGARIA	1 755	1 063	592	MALTA	11 345	3 068	1 605
ALBANIA	2 163	888	510	YUGOSLAVIA	263 743	55 726	29 372
MOROCCO	37	401	215	TURKEY	15 998	4 784	2 568
ALGERIA	438	419	226	SOVIET UNION	221 875	47 606	26 169
TUNISIA	946	308	162	POLAND	660 045	192 674	101 427
LIBYA	1 517	1 303	696	CZECHOSLOVAKIA	793	180	95
EGYPT	879	4 865	2 585	HUNGARY	95 020	16 795	8 888
SUDAN	3 840	2 269	1 204	ROMANIA	286 899	52 805	27 819
NIGERIA	1 148	497	259	BULGARIA	161 755	27 576	14 720
KENYA	13	166	86	ALBANIA	5 373	882	449
UGANDA	3 616	2 041	1 109	TUNISIA	11 489	2 929	1 589
REUNION	255	175	88	LIBYA	4 247	1 536	822
REP S AFRICA	790	2 167	1 155	EGYPT	450 859	104 649	55 304
USA	1 466	6 662	3 561	LIBERIA	1 928	252	137

1) NUMBERS OF HORSES SEE PAGE 387.

6 IMPORTS AND EXPORTS (SPECIAL TRADE) BY GROUPS OF THE SITC-REV. III AND BY COUNTRIES OF PRODUCTION AND CONSUMPTION 1989

GROUP COUNTRY	DT = 100 KG	1 000 DM	1 000 \$	GROUP COUNTRY	DT = 100 KG	1 000 DM	1 000 \$
IVORY COAST	30 001	3 550	1 906	EQUAT GUINEA	1 025	99	54
GHANA	1 041	123	66	GABON	1 276	120	64
TOGO	2 645	261	144	CONGO	2 887	348	181
EQUAT GUINEA	315	63	34	ZAIRE	18 018	2 158	1 131
GABON	7 037	1 036	554	DJIBOUTI	183	102	52
CONGO	5 572	870	462	REP S AFRICA	15 869	3 514	1 869
ZAIRE	14 198	1 690	905	BRAZIL	8 003	1 254	662
ANGOLA	346	129	68	ARGENTINA	106	56	30
DJIBOUTI	265	60	33	SAUDI ARABIA	15 939	2 397	1 238
MAURITIUS	275	88	46	BAHRAIN	582	189	101
COMOROS	11 196	1 669	899	SINGAPORE	68	55	30
MAYOTTE	1 976	268	142	PHILIPPINES	1 596	171	90
REP S AFRICA	5 854	678	364	CHINA	1 318	256	138
CHILE	58	103	58	JAPAN	575	159	83
ARGENTINA	254	234	127	HONG KONG	39 379	7 783	4 114
IRAQ	16 815	4 547	2 471				
IRAN	43 813	16 953	9 117	016 MEAT, ED. OFFL, DRY, SLT, SMK			
JORDAN	19 326	5 856	3 071	IMPORTS	76 783	118 571	62 970
SAUDI ARABIA	49 310	15 210	8 026	FRANCE	7 256	8 397	4 474
KUWAIT	10 820	3 369	1 782	BELGIUM LUX	28 253	33 140	17 614
QATAR	1 305	688	367	NETHERLANDS	7 184	11 651	6 201
ARAB EMIRAT	9 270	4 492	2 367	ITALY	26 251	54 568	28 934
OMAN	357	266	140	UNITD KINGDOM	383	386	206
SINGAPORE	59	65	34	DENMARK	3 850	4 527	2 386
PHILIPPINES	14 193	2 590	1 385	SPAIN	194	332	178
				SWEDEN	69	179	94
012 OTHER MEAT, MEAT OFFAL				SWITZERLAND	1 904	4 464	2 385
IMPORTS	8 879 408	3 946 524	2 103 368	AUSTRIA	65	100	54
FRANCE	627 396	321 949	172 027	YUGOSLAVIA	240	291	158
BELGIUM LUX	851 763	415 339	220 412	TURKEY	160	98	55
NETHERLANDS	4 799 194	1 883 992	1 002 696	HUNGARY	910	348	182
ITALY	93 880	47 088	25 145	EXPORTS	175 876	126 398	67 008
UNITD KINGDOM	505 766	211 228	112 629	FRANCE	23 526	30 146	16 017
IRELAND	82 852	36 140	19 263	BELGIUM LUX	6 268	8 758	4 647
DENMARK	784 319	370 521	197 402	NETHERLANDS	3 288	3 504	1 858
GREECE	3 216	1 628	872	ITALY	2 862	2 797	1 485
PORTUGAL	420	185	100	UNITD KINGDOM	124 568	70 004	37 060
SPAIN	17 272	13 959	7 453	IRELAND	7 034	4 396	2 329
SWEDEN	1 448	494	261	DENMARK	3 175	3 179	1 693
FINLAND	815	240	128	PORTUGAL	789	121	66
SWITZERLAND	789	182	99	SPAIN	160	270	139
AUSTRIA	6 036	6 505	3 655	CANARY IS	204	379	205
YUGOSLAVIA	33 870	20 383	10 805	SWEDEN	544	888	471
TURKEY	855	290	154	SWITZERLAND	169	331	177
POLAND	199 340	121 000	66 331	YUGOSLAVIA	383	100	54
CZECHOSLOVA	94 972	53 260	28 333	POLAND	1 057	106	58
HUNGARY	302 996	149 508	79 803	REP S AFRICA	283	76	42
ROMANIA	37 428	21 095	11 223	USA	336	410	221
BULGARIA	998	625	342	THAILAND	79	209	109
REP S AFRICA	2 496	3 542	1 840	TAIWAN	49	92	48
USA	16 007	4 650	2 487	HONG KONG	288	288	151
CANADA	2 225	944	503				
MEXICO	510	131	69	017 MEAT, OFFL, PRPD, PRSD, NES			
BRAZIL	35 791	25 778	13 725	IMPORTS	1 230 389	757 914	403 807
CHILE	1 898	636	332	FRANCE	87 316	87 193	46 553
PARAGUAY	239	92	48	BELGIUM LUX	166 076	112 793	60 115
URUGUAY	28 790	16 077	8 743	NETHERLANDS	219 116	123 497	65 768
ARGENTINA	84 252	47 538	25 265	ITALY	67 445	81 708	43 612
ISRAEL	983	2 820	1 519	UNITD KINGDOM	8 824	7 642	346
THAILAND	35 990	26 137	14 004	IRELAND	8 512	7 279	3 892
INDONESIA	175	168	89	DENMARK	165 095	94 297	50 154
CHINA	12 567	6 426	3 462	SPAIN	282	329	169
AUSTRALIA	40 049	30 277	16 269	NORWAY	103	81	41
NEW ZEALAND	171 642	105 226	55 846	SWEDEN	11 653	5 822	3 111
EXPORTS	1 763 460	668 051	355 192	SWITZERLAND	186	353	190
FRANCE	209 690	94 337	50 054	AUSTRIA	933	697	367
BELGIUM LUX	90 908	14 435	7 634	YUGOSLAVIA	47 735	15 933	8 456
NETHERLANDS	258 572	82 201	43 715	POLAND	93 811	37 047	19 780
ITALY	535 687	247 315	131 802	CZECHOSLOVA	19 560	8 152	4 306
UNITD KINGDOM	100 713	29 847	15 797	HUNGARY	132 269	72 600	38 698
IRELAND	2 089	975	513	ROMANIA	43 559	12 030	6 422
DENMARK	96 001	41 932	22 265	USA	1 923	711	386
GREECE	172 189	76 230	40 618	BRAZIL	77 009	45 641	24 237
PORTUGAL	8 096	2 560	1 374	URUGUAY	470	593	312
SPAIN	21 749	8 165	4 324	ARGENTINA	72 390	41 840	22 312
CANARY IS	16 201	2 218	1 141	ISRAEL	13 174	8 323	4 374
NORWAY	171	326	183	CHINA	336	140	72
SWEDEN	30 897	1 447	768	JAPAN	106	143	77
FINLAND	200	179	98	EXPORTS	441 147	354 591	188 424
SWITZERLAND	35 469	19 676	10 403	FRANCE	92 024	81 816	43 423
AUSTRIA	36 937	21 400	11 355	BELGIUM LUX	55 620	49 342	26 207
YUGOSLAVIA	7 918	1 065	575	NETHERLANDS	102 112	70 743	37 614
TURKEY	594	70	37	ITALY	13 703	11 135	5 927
SOVIET UNION	10 863	1 916	1 064	UNITD KINGDOM	84 922	69 929	37 116
POLAND	6 366	908	472	IRELAND	358	429	227
CZECHOSLOVA	1 472	150	78	DENMARK	22 765	14 663	7 781
ALBANIA	1 179	223	122	GREECE	4 257	3 437	1 856
LIBYA	409	385	208	PORTUGAL	1 725	1 185	624
GUINEA	1 603	107	58	SPAIN	9 704	7 899	4 194
IVORY COAST	4 728	434	230				
GHANA	2 380	267	142				
TOGO	1 660	147	77				
NIGERIA	108	61	31				

6 IMPORTS AND EXPORTS (SPECIAL TRADE) BY GROUPS OF THE SITC-REV. III AND BY COUNTRIES OF PRODUCTION AND CONSUMPTION 1989

GROUP COUNTRY	DT = 100 KG	1 000 DM	1 000 \$	GROUP COUNTRY	DT = 100 KG	1 000 DM	1 000 \$
CANARY IS	4 130	3 456	1 844	GUINEA	17 435	2 854	1 512
SWEDEN	10 612	11 488	6 123	SIERRA LEONE	1 557	276	145
FINLAND	894	912	488	LIBERIA	6 040	928	491
SWITZERLAND	11 255	12 325	6 549	IVORY COAST	63 092	11 367	6 011
AUSTRIA	527	756	398	GHANA	12 801	3 996	2 142
ANDORRA	444	279	150	TOGO	726	79	40
SOVIET UNION	854	461	252	BENIN	2 003	560	290
POLAND	5 029	2 463	1 339	NIGERIA	35 900	11 210	6 056
CZECHOSLOVAKIA	970	1 173	631	GABON	2 526	386	203
HUNGARY	204	191	99	CONGO	761	98	52
ROMANIA	283	319	166	ZAIRE	6 457	1 088	566
EGYPT	492	145	79	RWANDA	694	192	99
SUDAN	114	64	34	BURUNDI	600	227	124
ANGOLA	66	95	52	ANGOLA	14 535	6 447	3 388
ETHIOPIA	11	77	41	ETHIOPIA	10 480	3 728	2 067
MOZAMBIQUE	102	96	45	DJIBOUTI	871	154	84
REP S AFRICA	5 950	2 556	1 358	SOMALIA	7 980	2 464	1 314
USA	1 723	1 098	587	UGANDA	9 350	3 190	1 767
CANADA	166	159	83	TANZANIA	5 031	1 855	1 058
CUBA	182	145	76	MOZAMBIQUE	9 206	3 138	1 678
LEBANON	289	140	75	MADAGASCAR	650	246	133
JORDAN	59	67	33	MAURITIUS	3 483	948	492
SAUDI ARABIA	585	510	272	COMOROS	150	55	31
KUWAIT	528	505	272	REP S AFRICA	109	104	56
BAHRAIN	59	76	42	SWAZILAND	1 500	515	296
ARAB EMIRAT	92	117	71	USA	8 065	3 681	1 948
SINGAPORE	1 445	795	427	CANADA	341	391	203
JAPAN	1 276	1 385	734	MEXICO	209 149	71 607	37 370
TAIWAN	115	214	111	BERMUDA	575	78	41
HONG KONG	481	747	394	HONDURAS	500	198	108
AUSTRALIA	480	651	349	NICARAGUA	2 300	870	474
				HAITI	22 232	4 174	2 232
022 MILK AND CREAM				BAHAMAS	3 254	464	245
IMPORTS	4 311 466	783 973	416 765	DOMINIC REP	2 550	804	412
FRANCE	795 601	155 881	83 220	ANTIGUA	7 055	615	329
BELGIUM LUX	1 055 943	177 435	94 311	MARTINIQUE	422	81	43
NETHERLANDS	1 086 450	221 471	117 898	CAYMAN IS	543	63	34
ITALY	219 274	14 493	7 663	JAMAICA	9 750	2 688	1 417
UNITED KINGDOM	159 953	41 862	22 209	ST LUCIA	1 474	216	115
IRELAND	55 993	21 687	11 476	BARBADOS	1 033	70	37
DENMARK	244 368	46 929	24 666	TRINIDAD TOB	1 109	263	142
GREECE	5 459	2 138	1 140	NETH ANTILL	3 996	603	321
SPAIN	17 630	9 820	5 213	COLOMBIA	12 140	4 388	2 315
SWITZERLAND	49 880	12 364	6 526	GUYANA	4 178	1 621	837
AUSTRIA	406 552	16 687	8 801	ECUADOR	6 000	2 196	1 188
SOVIET UNION	853	242	130	PERU	26 925	8 080	4 204
POLAND	13 074	3 523	1 851	BRAZIL	82 445	29 953	15 547
CZECHOSLOVAKIA	74 990	9 238	4 835	CHILE	13 253	4 262	2 294
HUNGARY	9 478	2 953	1 538	BOLIVIA	11 800	4 280	2 312
REP S AFRICA	170	92	51	URUGUAY	600	229	125
USA	84 633	34 498	18 515	CYPRUS	1 426	255	132
CANADA	15 225	6 109	3 205	LEBANON	6 309	2 122	1 157
ARGENTINA	6 703	1 157	632	IRAQ	105 596	52 473	27 948
NEW ZEALAND	8 737	5 285	2 833	ISRAEL	16 446	7 416	3 992
EXPORTS	25 745 988	4 160 661	2 210 219	JORDAN	3 068	792	424
FRANCE	710 829	146 704	78 298	SAUDI ARABIA	268 070	96 322	51 398
BELGIUM LUX	1 173 950	222 160	118 288	KUWAIT	25 564	11 245	5 986
NETHERLANDS	7 342 220	1 100 095	584 557	BAHRAIN	16 977	2 892	1 541
ITALY	12 824 017	1 647 148	874 792	QATAR	6 710	1 367	718
UNITED KINGDOM	376 059	101 317	53 756	ARAB EMIRAT	29 622	4 076	2 173
IRELAND	3 198	1 442	747	OMAN	34 212	5 642	3 036
DENMARK	102 095	28 987	15 389	NORTH YEMEN	1 730	535	285
GREECE	477 736	132 735	70 646	SOUTH YEMEN	4 650	1 583	848
PORTUGAL	14 313	4 997	2 684	PAKISTAN	4 130	1 171	640
SPAIN	171 922	39 343	20 892	INDIA	63 020	21 722	11 359
CANARY IS	227 393	24 607	13 149	SRI LANKA	4 057	1 543	828
CEUTA MEL	22 348	1 589	843	BHUTAN	140	55	30
SWEDEN	383	104	53	THAILAND	9 350	2 595	1 416
FINLAND	1 567	481	255	VIETNAM	4 200	1 246	639
SWITZERLAND	33 255	11 538	6 098	INDONESIA	12 249	4 163	2 201
AUSTRIA	18 212	3 424	1 811	MALAYSIA	8 826	3 140	1 635
GIBRALTAR	1 656	233	125	SINGAPORE	30 172	6 494	3 447
MALTA	15 026	2 691	1 425	PHILIPPINES	29 820	12 550	6 635
YUGOSLAVIA	450	116	64	CHINA	74 750	24 737	13 056
TURKEY	4 505	869	455	JAPAN	17 470	11 553	6 186
SOVIET UNION	163 510	66 536	35 147	TAIWAN	2 525	322	171
POLAND	9 525	2 665	1 425	HONG KONG	5 384	1 016	543
ROMANIA	95	120	65				
BULGARIA	40 061	5 457	2 842	023 BUTTER, OTHER FAT OF MILK			
MOROCCO	8 038	1 333	712	IMPORTS	1 121 161	771 644	410 926
ALGERIA	125 103	42 385	22 725	FRANCE	36 064	25 375	13 635
TUNISIA	21 001	8 187	4 242	BELGIUM LUX	81 737	47 436	25 328
LIBYA	209 300	45 292	23 841	NETHERLANDS	587 418	414 482	220 705
EGYPT	38 742	12 599	6 994	ITALY	6 189	4 258	2 257
SUDAN	13 030	4 653	2 455	UNITED KINGDOM	74 849	50 959	27 350
MAURITANIA	120 807	13 207	7 000	IRELAND	234 434	164 368	87 392
MALI	3 454	1 114	607	DENMARK	71 148	53 560	28 290
BURKINA FASO	1 350	327	171	SPAIN	26 781	10 364	5 520
NIGER	8 000	2 333	1 264	SWEDEN	1 472	530	283
CHAD	7 130	1 817	981	CZECHOSLOVAKIA	1 000	254	136
CAPE VERDE	4 000	1 526	817	EXPORTS	1 059 342	507 676	270 713
SENEGAL	8 358	1 231	642	FRANCE	11 544	8 476	4 532
GAMBIA	9 677	2 003	1 054	BELGIUM LUX	99 797	75 240	39 889

6 IMPORTS AND EXPORTS (SPECIAL TRADE) BY GROUPS OF THE SITC-REV. III AND BY COUNTRIES OF PRODUCTION AND CONSUMPTION 1989

GROUP COUNTRY	DT = 100 KG	1 000 DM	1 000 \$	GROUP COUNTRY	DT = 100 KG	1 000 DM	1 000 \$
NETHERLANDS	107 505	79 628	41 892	LIBERIA	262	168	89
ITALY	147 063	107 696	57 299	IVORY COAST	187	72	36
UNITED KINGDOM	3 800	4 008	2 132	TOGO	132	77	34
DENMARK	19 478	14 633	7 673	NIGERIA	164	118	62
GREECE	7 408	6 121	3 241	REP S AFRICA	1 316	794	417
PORTUGAL	824	624	339	USA	25 183	14 831	7 891
SPAIN	438	418	214	CANADA	8 926	8 441	4 509
CANARY IS	4 523	1 509	798	MEXICO	135	124	71
SWITZERLAND	19 524	5 463	3 065	PANAMA	3 371	1 154	623
AUSTRIA	396	218	125	BAHAMAS	259	110	60
YUGOSLAVIA	1 800	562	288	JAMAICA	2 220	752	409
TURKEY	411	146	72	BARBADOS	329	166	89
SOVIET UNION	501 366	151 348	81 646	TRINIDAD TOB	2 164	748	412
POLAND	64 713	19 452	10 450	VENEZUELA	320	308	164
CZECHOSLOVAKIA	5 200	1 624	828	CYPRUS	7 434	3 419	1 835
BULGARIA	21 750	9 461	5 092	LEBANON	10 205	5 027	2 658
ALGERIA	7 000	6 440	3 315	IRAN	117 640	24 824	13 397
LIBYA	9 475	5 658	3 032	JORDAN	1 724	810	427
EGYPT	922	216	116	SAUDI ARABIA	33 192	14 510	7 734
IVORY COAST	4 252	1 444	766	KUWAIT	18 587	9 396	4 973
NIGERIA	375	99	53	BAHRAIN	4 469	2 441	1 306
ETHIOPIA	1 381	535	291	QATAR	3 138	1 696	903
USA	124	119	65	ARAB EMIRAT	7 346	3 999	2 145
AM VIRGIN IS	615	204	110	OMAN	1 058	551	294
CHILE	1 830	584	301	NORTH YEMEN	262	158	85
CYPRUS	919	277	148	PAKISTAN	189	55	30
LEBANON	620	255	137	INDIA	149	143	81
IRAN	5 509	2 274	1 223	SRI LANKA	238	111	56
JORDAN	408	116	62	SINGAPORE	57	54	30
SAUDI ARABIA	1 690	484	257	JAPAN	107 856	39 404	20 833
ARAB EMIRAT	1 111	495	260	TAIWAN	150	87	50
INDIA	5 089	1 649	898	HONG KONG	347	376	197
SOUTH KOREA	301	120	62	AUSTRALIA	12 626	9 578	5 072
				NEW ZEALAND	508	440	230
				NEW CALEDON	105	75	38
024 CHEESE AND CURD				025 EGGS, BIRDS, YOLKS, ALBUMIN			
IMPORTS	3 353 452	2 704 061	1 441 656	IMPORTS	3 090 852	641 398	342 891
FRANCE	817 191	726 618	388 145	FRANCE	34 538	12 186	6 479
BELGIUM LUX	40 014	36 126	19 328	BELGIUM LUX	175 695	36 063	19 259
NETHERLANDS	1 697 348	1 259 677	670 847	NETHERLANDS	2 765 049	559 810	299 404
ITALY	155 925	164 661	87 792	ITALY	7 885	5 061	2 705
UNITED KINGDOM	40 459	28 004	14 895	UNITED KINGDOM	32 798	11 272	5 988
IRELAND	4 911	3 620	1 941	IRELAND	232	70	37
DENMARK	370 422	287 249	153 126	DENMARK	18 118	5 292	2 814
GREECE	46 092	37 711	20 022	NORWAY	5 889	356	193
SPAIN	1 507	1 889	1 006	SWEDEN	429	189	104
ICELAND	563	143	73	FINLAND	1 865	154	85
NORWAY	8 323	5 188	2 773	SOVIET UNION	4 760	284	151
SWEDEN	243	255	136	POLAND	8 791	554	290
FINLAND	3 258	2 440	1 294	CZECHOSLOVAKIA	28 851	1 787	940
SWITZERLAND	93 563	110 722	59 115	HUNGARY	246	197	110
AUSTRIA	24 775	12 856	6 875	USA	848	1 041	554
TURKEY	1 566	801	425	CANADA	1 864	3 064	1 637
SOVIET UNION	262	104	57	IRAN	90	139	76
CZECHOSLOVAKIA	8 661	2 308	1 225	ISRAEL	2 184	3 360	1 789
HUNGARY	1 442	840	444	CHINA	317	258	138
ROMANIA	2 069	810	429	TAIWAN	153	112	62
BULGARIA	16 097	11 395	6 062	EXPORTS	546 979	133 252	71 024
USA	122	152	80	FRANCE	38 739	6 600	3 510
THAILAND	83	63	34	BELGIUM LUX	5 892	1 967	1 046
AUSTRALIA	5 982	1 736	954	NETHERLANDS	46 761	14 611	7 750
NEW ZEALAND	12 430	8 589	4 527	ITALY	232 258	46 192	24 681
EXPORTS	3 153 704	2 062 101	1 096 716	UNITED KINGDOM	40 766	11 644	6 205
FRANCE	168 901	123 223	65 661	DENMARK	7 025	1 809	962
BELGIUM LUX	286 469	197 429	105 049	GREECE	845	514	280
NETHERLANDS	145 507	70 054	37 371	PORTUGAL	88	159	85
ITALY	1 370 483	989 313	525 773	SPAIN	4 990	1 845	978
UNITED KINGDOM	330 267	231 520	122 668	FINLAND	122	172	93
IRELAND	4 183	2 999	1 592	SWITZERLAND	83 153	12 933	6 911
DENMARK	37 778	25 507	13 591	AUSTRIA	23 661	7 079	3 781
GREECE	151 030	116 469	62 039	YUGOSLAVIA	2 990	420	220
PORTUGAL	2 558	2 011	1 062	ALGERIA	1 901	875	482
SPAIN	41 371	32 640	17 420	LIBYA	338	80	42
CANARY IS	13 903	7 237	3 866	EGYPT	1 588	702	378
NORWAY	1 446	1 800	957	SUDAN	519	271	145
SWEDEN	17 914	11 294	6 023	REP S AFRICA	35	61	33
FINLAND	3 152	3 102	1 655	IRAQ	8 273	4 390	2 315
SWITZERLAND	6 788	6 603	3 515	IRAN	336	531	278
AUSTRIA	76 928	49 237	26 192	SAUDI ARABIA	2 736	760	409
ANDORRA	1 144	575	304	KUWAIT	4 787	2 519	1 342
VATICAN CITY	592	313	167	ARAB EMIRAT	371	90	49
MALTA	9 995	5 497	2 940	OMAN	639	70	38
YUGOSLAVIA	2 352	1 181	634	NORTH YEMEN	885	438	238
TURKEY	790	307	167	SINGAPORE	145	94	49
SOVIET UNION	6 334	2 373	1 234	PHILIPPINES	106	137	74
POLAND	36 977	13 324	7 093	SOUTH KOREA	9 637	1 473	774
CZECHOSLOVAKIA	4 578	2 594	1 415	JAPAN	15 567	12 631	6 712
HUNGARY	156	78	42	TAIWAN	500	136	75
ROMANIA	38	82	42	HONG KONG	10 825	1 636	870
BULGARIA	28 551	7 020	3 931				
ALGERIA	8 120	2 486	1 262				
LIBYA	20 166	9 259	4 995				
EGYPT	2 122	997	524				
SENEGAL	135	63	34				

6 IMPORTS AND EXPORTS (SPECIAL TRADE) BY GROUPS OF THE SITC-REV. III AND BY COUNTRIES OF PRODUCTION AND CONSUMPTION 1989

GROUP COUNTRY	DT = 100 KG	1 000 DM	1 000 \$	GROUP COUNTRY	DT = 100 KG	1 000 DM	1 000 \$
034 FISH,FRESH,CHILLED,FROZEN				035 FISH,DRIED,SALTED,SMOKED			
IMPORTS	3 832 790	1 364 249	727 576	IMPORTS	249 087	179 041	96 770
FRANCE	82 441	62 386	33 314	FRANCE	1 373	4 757	2 612
BELGIUM LUX	16 224	10 410	5 544	BELGIUM LUX	119	186	95
NETHERLANDS	257 216	112 733	60 335	NETHERLANDS	96 555	37 622	20 073
ITALY	23 666	17 615	9 434	ITALY	212	199	108
UNITED KINGDOM	105 614	26 356	14 138	UNITED KINGDOM	2 907	1 605	863
IRELAND	172 415	22 543	12 032	IRELAND	24 238	7 869	4 339
DENMARK	958 946	325 253	173 342	DENMARK	64 184	85 198	46 367
GREECE	2 002	2 704	1 445	GREECE	719	468	257
PORTUGAL	3 957	1 416	749	SPAIN	2 488	2 262	1 210
SPAIN	6 107	3 247	1 741	ICELAND	26 528	15 067	8 028
ICELAND	484 859	137 867	73 517	FAROE IS	7 810	3 637	1 934
FAROE IS	221 286	93 933	50 017	NORWAY	14 956	11 549	6 232
NORWAY	505 927	217 514	116 289	SWEDEN	836	1 356	757
SWEDEN	25 922	12 482	6 584	FINLAND	16	60	35
SWITZERLAND	434	341	183	SWITZERLAND	54	228	123
AUSTRIA	899	903	481	SOVIET UNION	438	808	458
YUGOSLAVIA	4 328	2 271	1 219	POLAND	539	716	397
TURKEY	10 170	3 864	2 070	USA	186	981	532
SOVIET UNION	14 664	6 748	3 572	CANADA	4 217	3 141	1 655
POLAND	279 795	82 569	43 837	IRAN	10	63	34
CZECHOSLOVAKIA	15 110	7 465	4 048	THAILAND	227	253	128
HUNGARY	5 510	2 818	1 509	INDONESIA	25	63	32
ROMANIA	246	281	150	SINGAPORE	14	144	75
BULGARIA	1 235	610	338	SOUTH KOREA	83	89	49
MOROCCO	2 212	2 623	1 395	JAPAN	90	348	185
TUNISIA	104	186	97	HONG KONG	24	197	103
SENEGAL	4 052	4 201	2 243	EXPORTS	34 034	25 994	13 880
GAMBIA	128	128	68	FRANCE	1 491	4 745	2 516
LIBERIA	46	74	41	BELGIUM LUX	1 318	1 046	561
GHANA	160	104	57	NETHERLANDS	2 907	679	359
NIGERIA	46	410	221	ITALY	1 565	3 183	1 689
ZAIRE	26	631	339	UNITED KINGDOM	1 860	180	87
BURUNDI	10	291	156	DENMARK	859	1 113	593
KENYA	911	769	406	GREECE	4 565	477	249
TANZANIA	13	170	89	PORTUGAL	61	61	33
SEYCHELLES	211	204	106	SPAIN	1 274	1 363	740
MAURITIUS	483	253	133	SWEDEN	1 115	120	65
MALAWI	29	363	194	SWITZERLAND	1 214	3 140	1 688
REP S AFRICA	19 111	7 621	4 041	AUSTRIA	1 682	1 915	1 036
USA	18 232	13 589	7 258	HUNGARY	43	101	51
CANADA	100 382	27 317	14 500	GHANA	900	471	244
GREENLAND	226 574	45 444	24 011	CENT AFF REP	2 400	1 253	684
ST PIERRE	2 014	824	440	CONGO	435	196	105
CUBA	10	61	34	ZAIRE	150	75	39
TRINIDAD TOB	228	72	36	TANZANIA	600	313	171
COLOMBIA	13	1 644	878	REUNION	260	172	88
VENEZUELA	7	116	61	ZIMBABWE	5 250	2 725	1 445
GUYANA	5	98	51	SWAZILAND	1 600	832	445
PERU	3 689	1 146	613	USA	50	192	102
BRAZIL	285	2 341	1 257	DOMINIC REP	150	61	32
CHILE	12 296	4 839	2 598	SRI LANKA	1 900	996	541
PARAGUAY	2	80	42	JAPAN	350	371	200
URUGUAY	32 258	11 515	6 082	036 CRUSTACEANS,MOLLUSCS ETC			
ARGENTINA	60 010	17 054	9 195	IMPORTS	297 127	235 177	125 614
IRAN	50	94	52	FRANCE	20 476	20 017	10 694
ISRAEL	264	859	451	BELGIUM LUX	5 201	9 895	5 291
SAUDI ARABIA	57	68	38	NETHERLANDS	33 380	22 970	12 283
OMAN	1 470	650	344	ITALY	7 916	5 864	3 130
PAKISTAN	993	964	519	UNITED KINGDOM	6 776	9 650	5 142
INDIA	83	122	65	IRELAND	1 094	1 524	803
SRI LANKA	50	344	183	DENMARK	75 050	7 850	4 190
THAILAND	755	1 218	646	GREECE	233	275	152
VIETNAM	184	123	67	PORTUGAL	533	289	152
INDONESIA	146	1 287	685	SPAIN	24 171	10 240	5 488
MALAYSIA	20	139	74	ICELAND	1 050	980	538
SINGAPORE	1 358	10 361	5 528				
PHILIPPINES	110	800	427				
CHINA	90 673	22 958	12 218				
SOUTH KOREA	35 172	10 509	5 614				
JAPAN	11 981	9 153	4 885				
TAIWAN	1 993	1 090	576				
HONG KONG	84	676	360				
AUSTRALIA	1 652	2 111	1 128				
NEW ZEALAND	2 478	1 770	940				
EXPORTS	842 740	311 567	165 536				
FRANCE	221 970	114 556	60 713				
BELGIUM LUX	28 844	18 084	9 630				
NETHERLANDS	181 361	48 817	26 004				
ITALY	26 015	20 765	11 108				
UNITED KINGDOM	66 225	30 759	16 328				
IRELAND	758	158	86				
DENMARK	45 219	12 371	6 555				
GREECE	6 584	2 426	1 304				
PORTUGAL	2 864	2 055	1 085				
SPAIN	4 207	2 789	1 489				
ICELAND	334	183	98				
FAROE IS	220	88	44				
NORWAY	1 254	719	376				
SWEDEN	4 218	2 369	1 242				
FINLAND	2 803	1 458	778				
SWITZERLAND	12 751	11 747	6 208				

6 IMPORTS AND EXPORTS (SPECIAL TRADE) BY GROUPS OF THE SITC-REV. III AND BY COUNTRIES OF PRODUCTION AND CONSUMPTION 1989

GROUP COUNTRY	DT = 100 KG	1 000 DM	1 000 \$	GROUP COUNTRY	DT = 100 KG	1 000 DM	1 000 \$
FAROE IS	12 162	4 303	2 309	SOVIET UNION	398	9 794	5 302
NORWAY	1 396	909	484	POLAND	7 924	1 050	572
SWEDEN	365	56	35	BULGARIA	656	273	146
TURKEY	3 180	1 052	551	MOROCCO	40 276	23 022	12 313
SOVIET UNION	1 032	298	157	IVORY COAST	704	422	221
MOROCCO	481	374	195	SEYCHELLES	4 681	2 637	1 397
ALGERIA	39	76	39	MAURITIUS	369	197	103
TUNISIA	1 815	1 270	678	USA	1 757	5 458	2 918
MAURITANIA	105	178	95	CANADA	2 127	3 435	1 840
NIGER	32	73	39	GREENLAND	604	993	531
CAPE VERDE	76	321	174	CUBA	1 235	555	314
SENEGAL	3 537	2 565	1 363	CHILE	2 835	4 816	2 574
GAMBIA	658	1 003	533	ARGENTINA	177	295	154
LIBERIA	152	146	78	IRAN	291	9 889	5 337
TOGO	169	291	157	INDIA	347	208	106
NIGERIA	317	493	262	MALDIVES	7 113	3 745	1 998
CAMEROON	120	230	117	SRI LANKA	45	61	33
SOMALIA	72	123	67	THAILAND	163 625	70 594	37 615
KENYA	239	398	211	VIETNAM	622	512	270
TANZANIA	116	166	88	INDONESIA	15 889	6 845	3 655
MOZAMBIQUE	1 129	1 416	751	MALAYSIA	10 086	6 999	3 736
MADAGASCAR	105	140	75	SINGAPORE	997	876	493
REP S AFRICA	189	386	208	PHILIPPINES	119 735	54 058	28 665
USA	5 984	4 692	2 522	CHINA	655	3 091	1 658
CANADA	13 497	14 902	7 984	SOUTH KOREA	2 684	1 832	971
GREENLAND	977	844	450	JAPAN	4 987	4 094	2 165
CUBA	600	2 696	1 440	TAIWAN	1 227	610	331
COLOMBIA	126	170	93	NEW ZEALAND	16	56	30
VENEZUELA	81	157	84				
ECUADOR	124	241	130	EXPORTS	554 041	342 487	182 485
BRAZIL	352	805	444	FRANCE	157 898	84 020	44 772
CHILE	808	1 131	605	BELGIUM LUX	45 405	29 112	15 465
ARGENTINA	300	70	35	NETHERLANDS	83 932	60 531	32 281
IRAN	1 403	957	528	ITALY	92 760	56 861	30 279
SAUDI ARABIA	110	116	65	UNITD KINGDOM	18 258	12 066	6 422
OMAN	146	296	158	IRELAND	820	271	146
PAKISTAN	675	903	479	DENMARK	12 848	9 692	5 163
INDIA	4 759	3 699	1 979	GREECE	6 158	4 483	2 361
BANGLADESH	10 977	27 520	14 741	PORTUGAL	329	220	123
SRI LANKA	45	96	52	SPAIN	8 382	5 513	2 954
THAILAND	30 559	33 265	17 744	CANARY IS	540	439	237
VIETNAM	2 754	7 123	3 790	NORWAY	1 334	635	339
INDONESIA	4 190	8 760	4 654	SWEDEN	4 453	2 409	1 291
MALAYSIA	2 371	2 542	1 369	FINLAND	12 640	4 801	2 550
SINGAPORE	1 729	2 434	1 283	SWITZERLAND	6 896	6 501	3 456
PHILIPPINES	87	194	99	AUSTRIA	57 944	32 530	17 409
CHINA	8 100	12 286	6 537	ANDORRA	65	117	61
SOUTH KOREA	320	296	160	MALTA	232	135	74
JAPAN	153	434	230	SOVIET UNION	189	90	47
TAIWAN	943	662	348	POLAND	276	277	152
HONG KONG	223	371	194	CZECHOSLOVA	6 192	3 856	2 073
MACAO	62	84	46	HUNGARY	2 399	1 309	710
AUSTRALIA	110	280	150	GUINEA	270	126	69
NEW ZEALAND	769	776	396	GHANA	5 803	2 690	1 417
NEW CALEDON	78	98	55	BENIN	1 000	461	239
				UGANDA	1 440	677	370
EXPORTS	94 745	44 868	23 784	REP S AFRICA	319	275	145
FRANCE	1 578	2 540	1 371	USA	3 826	5 116	2 727
BELGIUM LUX	2 405	2 136	1 142	CANADA	3 142	2 130	1 123
NETHERLANDS	76 626	25 483	13 433	TRINIDAD TOB	342	147	76
ITALY	1 061	1 573	838	VENEZUELA	19	57	31
UNITD KINGDOM	703	806	433	BRAZIL	63	64	33
DENMARK	2 225	3 284	1 750	PARAGUAY	48	81	43
GREECE	247	160	80	URUGUAY	150	165	89
PORTUGAL	3 281	3 217	1 743	ARGENTINA	7	125	65
SPAIN	3 052	1 100	606	ISRAEL	1 041	764	404
SWEDEN	292	70	36	SAUDI ARABIA	12	223	119
FINLAND	66	90	49	KUWAIT	15	133	70
SWITZERLAND	841	1 463	761	ARAB EMIRAT	20	222	118
AUSTRIA	1 226	1 424	735	THAILAND	64	381	202
YUGOSLAVIA	210	463	241	SINGAPORE	46	226	121
TURKEY	176	101	58	SOUTH KOREA	5	62	34
POLAND	104	295	156	JAPAN	7 992	5 671	2 991
HUNGARY	80	208	113	TAIWAN	9	81	46
ARGENTINA	134	77	40	HONG KONG	146	568	311
CYPRUS	107	174	89	AUSTRALIA	7 825	5 453	2 903
				NEW ZEALAND	54	77	41
				SHIPS SUPPL		148	74
037 FISH ETC.PREPD,PRSVD.NES				041 WHEAT, MESLIN, UNMILLED			
IMPORTS	889 746	544 520	291 023	IMPORTS	20 386 231	867 007	456 515
FRANCE	35 093	23 205	12 401	FRANCE	11 514 762	503 225	263 622
BELGIUM LUX	10 116	9 015	4 817	BELGIUM LUX	433 878	18 118	9 561
NETHERLANDS	136 699	80 932	43 295	NETHERLANDS	1 327 894	54 122	28 753
ITALY	21 124	17 430	9 323	ITALY	15 855	1 505	783
UNITD KINGDOM	8 533	7 525	4 027	UNITD KINGDOM	3 834 148	150 037	79 578
IRELAND	21 734	4 312	2 320	DENMARK	2 680 858	105 978	56 177
DENMARK	171 571	112 566	60 287	GREECE	291 888	19 086	10 035
GREECE	2 430	2 115	1 129	SWEDEN	2 389	165	87
PORTUGAL	23 494	15 168	8 155	AUSTRIA	632	115	62
SPAIN	32 637	19 104	10 169	YUGOSLAVIA	8 000	304	153
ICELAND	14 876	23 137	12 417	CZECHOSLOVA	3 722	170	92
FAROE IS	558	472	248	HUNGARY	3 581	196	105
NORWAY	16 028	10 226	5 455	USA	116 294	6 290	3 352
SWEDEN	2 168	2 467	1 310				
TURKEY	86	58	31				

6 IMPORTS AND EXPORTS (SPECIAL TRADE) BY GROUPS OF THE SITC-REV. III AND BY COUNTRIES OF PRODUCTION AND CONSUMPTION 1989

GROUP COUNTRY	DT = 100 KG	1 000 DM	1 000 \$	GROUP COUNTRY	DT = 100 KG	1 000 DM	1 000 \$
CANADA	148 869	7 401	3 999	NEW ZEALAND	65 385	2 807	1 512
AUSTRALIA	1 891	152	82				
EXPORTS	39 993 605	1 364 644	720 211	EXPORTS	13 781 609	353 606	188 569
FRANCE	1 682 933	81 080	43 114	FRANCE	45 631	2 297	1 220
BELGIUM LUX	2 901 869	127 818	67 764	BELGIUM LUX	1 035 542	46 968	24 744
NETHERLANDS	4 429 998	192 116	102 139	NETHERLANDS	424 280	16 092	8 744
ITALY	2 019 840	97 199	51 834	ITALY	133 077	5 695	3 024
UNITED KINGDOM	554 099	26 553	14 052	UNITED KINGDOM	2 593	232	121
DENMARK	148 407	6 736	3 552	DENMARK	56 169	3 532	1 857
PORTUGAL	49 412	1 827	966	GREECE	737	70	40
SPAIN	11 876	620	331	ICELAND	10 972	462	242
ICELAND	26 933	896	472	NORWAY	187 957	4 347	2 338
NORWAY	60 311	1 620	829	FINLAND	6 510	163	83
SWEDEN	39 948	1 252	699	SWITZERLAND	289 535	8 209	4 325
SWITZERLAND	414 539	13 684	7 161	AUSTRIA	1 046	92	50
MALTA	14 598	502	260	SOVIET UNION	3 114 797	68 426	36 966
YUGOSLAVIA	50	104	56	POLAND	2 010 020	47 309	25 197
TURKEY	312 798	5 404	4 992	ALGERIA	7 500	291	157
SOVIET UNION	8 981 149	259 589	135 294	LIBYA	1 108 420	22 386	12 135
POLAND	10 898 542	331 080	175 446	TANZANIA	49 400	1 490	855
LIBYA	186 798	6 672	3 464	CUBA	50 000	1 449	774
EGYPT	721 121	20 343	10 709	CYPRUS	133 727	2 415	1 319
RWANDA	47 257	1 604	857	ISRAEL	157 062	3 860	2 000
ETHIOPIA	399 920	12 450	6 522	SAUDI ARABIA	4 524 996	105 154	55 948
UGANDA	9 610	286	145	KUWAIT	320 888	8 504	4 293
CUBA	1 388 686	36 486	19 247	TAIWAN	110 000	4 085	2 094
HAITI	29 987	1 068	554				
PERU	80 000	2 335	1 276	044 MAIZE UNMILLED			
SYRIA	605 240	19 472	10 120	IMPORTS	13 009 073	614 071	328 230
IRAN	2 650 416	75 483	39 110	FRANCE	10 443 391	511 593	272 983
JORDAN	11 385	322	162	BELGIUM LUX	29 925	2 536	1 369
NORTH YEMEN	28 340	813	422	NETHERLANDS	39 316	1 776	950
SOUTH YEMEN	50 640	1 434	750	ITALY	59 770	3 174	1 700
PAKISTAN	250 000	7 478	3 834	DENMARK	4 276	184	105
INDIA	5 000	206	110	SPAIN	18 602	906	464
BANGLADESH	198 000	5 445	2 788	AUSTRIA	9 245	3 800	2 048
CHINA	199 966	6 427	3 445	YUGOSLAVIA	7 370	1 464	791
NORTH KOREA	582 950	14 110	7 662	CZECHOSLOVAKIA	1 043	505	276
				HUNGARY	69 701	16 327	8 958
042 RICE				ROMANIA	15 194	3 127	1 728
IMPORTS	2 038 623	249 685	133 375	USA	788 134	26 359	14 155
FRANCE	77 442	9 544	5 098	CANADA	2 391	1 094	584
BELGIUM LUX	239 185	65 968	35 176	BRAZIL	27 188	776	415
NETHERLANDS	18 472	3 512	1 873	CHILE	176	125	66
ITALY	471 863	62 375	33 223	ARGENTINA	1 491 287	40 094	21 516
UNITED KINGDOM	2 613	991	526	ISRAEL	1 145	139	74
DENMARK	183	65	35	EXPORTS	1 338 622	67 767	36 180
GREECE	2 868	255	138	FRANCE	71 474	6 878	3 646
SPAIN	29 029	3 598	1 978	BELGIUM LUX	11 010	1 395	737
TURKEY	422	57	31	NETHERLANDS	639 243	25 296	13 707
USA	919 842	75 442	40 480	ITALY	2 621	417	223
GUYANA	28 362	2 724	1 421	UNITED KINGDOM	42 145	2 757	1 433
SURINAME	134 035	13 112	6 958	DENMARK	290 668	17 931	9 520
BRAZIL	12 217	692	369	PORTUGAL	553	159	85
URUGUAY	18 930	1 679	917	SWITZERLAND	204 617	6 838	3 573
PAKISTAN	417	75	40	AUSTRIA	1 145	291	156
INDIA	11 823	2 861	1 530	YUGOSLAVIA	202	179	96
THAILAND	62 208	5 305	2 818	SOVIET UNION	1 680	297	153
INDONESIA	681	97	52	POLAND	45	64	34
CHINA	7 013	1 158	618	CZECHOSLOVAKIA	59 987	1 600	843
EXPORTS	319 025	51 093	27 199	HUNGARY	12 444	2 498	1 340
FRANCE	20 965	3 673	1 955	ARGENTINA	120	143	76
BELGIUM LUX	29 889	5 239	2 779	CHINA	313	965	528
NETHERLANDS	23 457	3 035	1 625				
ITALY	2 632	480	251	045 OTHER CEREALS, UNMILLED			
UNITED KINGDOM	19 816	4 746	2 501	IMPORTS	1 685 533	82 642	43 926
DENMARK	119 911	21 480	11 433	FRANCE	307 906	16 032	8 545
GREECE	8 245	2 512	1 344	BELGIUM LUX	83 698	3 388	1 754
NORWAY	5 485	517	277	NETHERLANDS	176 465	7 336	3 888
SWEDEN	15 202	1 415	741	ITALY	2 894	973	519
AUSTRIA	60 409	6 800	3 628	UNITED KINGDOM	17 872	809	434
SOVIET UNION	306	67	35	IRELAND	1 538	128	67
SUDAN	680	59	32	DENMARK	524 342	19 859	10 602
CAPE VERDE	9 110	645	370	SWEDEN	1 252	99	53
ANGOLA	800	77	43	AUSTRIA	1 905	258	137
				TURKEY	619	62	34
043 BARLEY, UNMILLED				SOVIET UNION	3 828	200	103
IMPORTS	6 665 720	278 208	148 100	POLAND	5 196	438	235
FRANCE	478 254	20 050	10 523	CZECHOSLOVAKIA	1 610	68	38
BELGIUM LUX	261 158	11 228	6 002	HUNGARY	41 057	2 065	1 110
NETHERLANDS	121 092	5 082	2 645	BULGARIA	3 295	147	78
UNITED KINGDOM	1 071 331	39 233	20 660	MOROCCO	2 377	152	82
IRELAND	540 827	25 283	13 481	SUDAN	27 868	1 207	641
DENMARK	3 430 546	149 558	79 748	USA	90 842	6 468	3 428
SPAIN	307 086	15 047	8 164	CANADA	55 997	5 307	2 826
SWEDEN	95 652	2 945	1 608	MEXICO	840	308	161
HUNGARY	187 747	4 368	2 369	ECUADOR	494	120	64
CANADA	96 479	2 268	1 215	PERU	550	108	56
AUSTRALIA	9 419	314	161	BRAZIL	19 417	1 194	621
				ARGENTINA	95 259	5 222	2 748

6 IMPORTS AND EXPORTS (SPECIAL TRADE) BY GROUPS OF THE SITC-REV. III AND BY COUNTRIES OF PRODUCTION AND CONSUMPTION 1989

GROUP COUNTRY	DT = 100 KG	1 000 DM	1 000 \$	GROUP COUNTRY	DT = 100 KG	1 000 DM	1 000 \$
CHINA	22 764	2 637	1 391	FRANCE	128 596	7 941	4 221
AUSTRALIA	193 108	7 878	4 215	BELGIUM LUX	18 776	1 103	591
EXPORTS	1 406 403	54 100	28 308	NETHERLANDS	128 142	7 816	4 157
FRANCE	4 676	789	418	ITALY	1 999	130	70
BELGIUM LUX	23 228	1 056	564	IRELAND	3 153	64	34
NETHERLANDS	336 013	14 393	7 558	DENMARK	328 676	20 734	10 972
ITALY	97 860	4 279	2 266	CANARY IS	925	74	40
UNITD KINGDOM	23 659	1 102	563	ICELAND	155 853	3 211	1 715
DENMARK	75 688	3 886	2 040	NORWAY	179 895	3 480	1 853
PORTUGAL	4 994	220	121	SWEDEN	115 367	2 471	1 317
ICELAND	6 069	662	350	POLAND	156 295	3 195	1 697
NORWAY	194 160	6 999	3 627	IVORY COAST	2 500	61	33
SWEDEN	59 178	2 848	1 471	ANGOLA	7 000	271	141
SWITZERLAND	23 377	753	397	USA	662	134	73
AUSTRIA	1 734	241	129	ISRAEL	55 644	1 059	562
YUGOSLAVIA	167	85	45				
SOVIET UNION	1 090	91	50	048 CEREAL PREPARATIONS			
POLAND	550 516	15 126	7 906	IMPORTS	6 199 669	1 150 873	611 656
CZECHOSLOVIA	2 449	1 211	621	FRANCE	2 509 125	323 152	171 757
HUNGARY	1 135	324	167	BELGIUM LUX	553 770	131 972	69 941
				NETHERLANDS	949 342	201 916	107 292
046 MEAL, FLOUR OF WHEAT, MSLN				ITALY	888 199	215 127	114 690
IMPORTS	1 047 372	76 646	40 767	UNITD KINGDOM	473 841	66 539	35 301
FRANCE	563 043	43 496	23 145	IRELAND	1 723	444	237
BELGIUM LUX	231 351	15 573	8 292	DENMARK	331 921	60 125	31 984
NETHERLANDS	162 844	8 890	4 712	GREECE	9 383	2 062	1 101
ITALY	63 183	5 606	2 988	PORTUGAL	120	76	43
UNITD KINGDOM	22 194	1 789	950	SPAIN	1 917	905	489
GREECE	992	112	61	NORWAY	1 266	512	272
SWITZERLAND	1 030	851	453	SWEDEN	104 582	37 544	19 927
CHINA	700	77	38	FINLAND	20 446	6 148	3 276
JAPAN	310	89	47	SWITZERLAND	57 887	25 181	13 442
EXPORTS	4 544 731	236 078	125 932	AUSTRIA	122 766	59 251	31 419
FRANCE	261 968	22 554	12 044	TURKEY	29 144	3 415	1 820
BELGIUM LUX	47 908	3 466	1 843	POLAND	10 712	1 173	622
NETHERLANDS	749 706	45 513	24 243	CZECHOSLOVIA	32 448	1 459	778
ITALY	1 088	106	57	HUNGARY	56 939	2 839	1 462
UNITD KINGDOM	1 467	105	54	USA	26 861	4 448	2 352
DENMARK	44 478	2 918	1 552	CANADA	2 200	298	158
CANARY IS	615	63	34	SYRIA	89	67	37
SWITZERLAND	944	96	53	ISRAEL	5 271	1 527	810
LIBYA	676 563	36 698	19 378	THAILAND	852	302	151
SUDAN	110 380	5 115	2 756	SINGAPORE	501	201	106
MAURITANIA	2 274	96	48	CHINA	2 322	528	272
NIGER	9 918	466	250	SOUTH KOREA	1 039	462	243
CHAD	7 946	290	154	JAPAN	1 627	1 937	1 019
GAMBIA	77 856	4 082	2 181	TAIWAN	1 923	844	444
GUINEA	57 196	2 239	1 204	HONG KONG	345	170	83
SIERRA LEONE	183 503	8 494	4 485	EXPORTS	6 165 835	1 572 836	836 352
LIBERIA	151 035	8 036	4 234	FRANCE	985 963	390 672	208 072
GHANA	67 466	2 878	1 528	BELGIUM LUX	355 177	118 959	63 353
NIGERIA	25 970	1 377	718	NETHERLANDS	551 386	149 743	79 774
CAMEROON	12 408	481	249	ITALY	445 959	170 353	90 426
CENT AFR REP	11 915	568	300	UNITD KINGDOM	436 408	132 370	70 512
S TOME PRINC	5 088	205	107	IRELAND	6 991	3 814	2 043
ZAIRE	4 991	163	87	DENMARK	313 480	65 981	35 102
ANGOLA	46 009	1 652	882	GREECE	74 027	23 091	12 247
ETHIOPIA	22 000	889	511	PORTUGAL	35 209	8 610	4 594
DJIBOUTI	12 153	507	269	SPAIN	107 981	39 951	21 241
SOMALIA	9 890	429	235	CANARY IS	99 041	9 263	4 878
TANZANIA	50 086	2 291	1 212	CEUTA MEL	421	172	91
HONDURAS	1 000	58	32	ICELAND	35 260	1 824	955
CUBA	822 092	35 582	18 975	FAROE IS	935	158	83
JAMAICA	11 676	484	264	NORWAY	112 795	14 463	7 690
GUYANA	3 650	213	114	SWEDEN	89 565	28 671	15 251
PERU	27 000	1 378	739	FINLAND	19 721	7 518	4 000
CHILE	186 183	9 062	4 851	SWITZERLAND	408 642	75 061	39 893
LEBANON	27 311	1 388	741	AUSTRIA	320 672	129 311	68 540
SYRIA	448 881	19 208	10 461	ANDORRA	879	335	178
NORTH YEMEN	267 000	12 543	6 760	GIBRALTAR	244	96	52
SOUTH YEMEN	49 124	2 400	1 267	MALTA	6 341	1 191	645
MALDIVES	25 737	1 027	549	YUGOSLAVIA	537	219	114
WEST SAMOA	16 592	619	331	TURKEY	886	386	206
				SOVIET UNION	31 471	2 739	1 457
047 OTHER CEREAL MEAL, FLOURS				POLAND	1 315	681	365
IMPORTS	298 662	16 487	8 756	CZECHOSLOVIA	8 386	5 067	2 680
FRANCE	163 165	6 813	3 640	HUNGARY	1 579	393	210
BELGIUM LUX	8 505	619	329	BULGARIA	171	89	47
NETHERLANDS	84 531	5 092	2 707	MOROCCO	548	457	245
ITALY	18 815	1 508	795	LIBYA	909	408	226
UNITD KINGDOM	7 871	612	326	LIBERIA	283	61	30
IRELAND	2 453	259	138	IVORY COAST	210	170	92
SWITZERLAND	284	148	77	GHANA	30 574	1 975	1 031
USA	9 716	985	515	TOGO	1 036	187	95
SURINAME	779	87	47	NIGERIA	30 762	2 053	1 052
THAILAND	500	65	31	CAMEROON	7 583	604	314
CHINA	851	99	52	RWANDA	729	102	55
EXPORTS	1 286 691	52 067	27 642	ANGOLA	235	121	63
				KENYA	39 160	2 444	1 259
				TANZANIA	418	82	45
				REUNION	157	92	47
				MAURITIUS	608	65	37
				MALAWI	840	106	58

6 IMPORTS AND EXPORTS (SPECIAL TRADE) BY GROUPS OF THE SITC-REV. III AND BY COUNTRIES OF PRODUCTION AND CONSUMPTION 1989

GROUP COUNTRY	DT = 100 KG	1 000 DM	1 000 \$	GROUP COUNTRY	DT = 100 KG	1 000 DM	1 000 \$
REP S AFRICA	143 167	10 147	5 395	CYPRUS	351 837	22 152	11 648
USA	130 197	47 398	25 127	LEBANON	712	65	32
CANADA	23 508	10 345	5 493	SYRIA	8 572	990	519
MEXICO	409	162	89	IRAN	2 536	508	264
GUATEMALA	5 012	265	151	ISRAEL	166 019	15 358	8 132
COSTA RICA	18 084	1 141	613	JORDAN	4 159	311	166
PANAMA	62 529	4 203	2 247	INDIA	2 486	633	332
ANGUILLA	2 000	146	74	THAILAND	10 312 376	279 812	148 590
CUBA	234	147	77	VIETNAM	5 231	147	73
HAITI	17 186	2 102	1 117	INDONESIA	90 678	2 634	1 382
DOMINIC REP	40 962	2 949	1 558	SINGAPORE	658	120	63
NETH ANTILL	9 832	586	317	PHILIPPINES	28 020	810	421
COLOMBIA	33 807	2 164	1 162	CHINA	210 128	40 092	21 276
VENEZUELA	115 595	7 114	3 814	SOUTH KOREA	180	57	30
ECUADOR	2 224	228	128	JAPAN	1 255	1 537	825
PERU	45 325	2 548	1 370	TAIWAN	29 382	11 397	6 034
BRAZIL	121 022	6 433	3 378	HONG KONG	4 510	1 822	947
ARGENTINA	298	88	50	AUSTRALIA	283 055	15 611	8 050
CYPRUS	5 791	3 903	2 087	NEW ZEALAND	70 791	4 929	2 567
LEBANON	915	566	304				
SYRIA	299	99	55	EXPORTS	7 664 890	516 110	275 914
ISRAEL	9 267	1 654	882	FRANCE	233 155	34 845	18 460
JORDAN	10 365	948	489	BELGIUM LUX	261 632	29 461	15 769
SAUDI ARABIA	14 483	7 620	4 113	NETHERLANDS	5 129 487	108 042	57 764
KUWAIT	8 220	5 642	3 000	ITALY	654 704	47 026	25 044
BAHRAIN	1 774	1 152	602	UNIT KINGDOM	85 506	18 569	10 088
QATAR	564	347	182	IRELAND	4 622	2 131	1 154
ARAB EMIRAT	6 277	4 263	2 253	DENMARK	498 227	33 227	17 612
OMAN	805	548	288	GREECE	52 977	5 519	2 901
THAILAND	108 499	8 464	4 536	PORTUGAL	16 719	2 331	1 247
INDONESIA	260	75	40	SPAIN	33 555	7 830	4 275
MALAYSIA	17 372	1 026	543	CANARY IS	797	996	523
SINGAPORE	2 317	684	358	ICELAND	5 866	626	322
CHINA	148	86	45	NORWAY	7 213	3 532	1 905
SOUTH KOREA	42 737	3 711	1 934	SWEDEN	211 902	12 211	6 479
JAPAN	571 268	36 827	19 453	FINLAND	8 354	4 635	2 438
TAIWAN	964	501	268	SWITZERLAND	28 265	13 086	7 029
HONG KONG	13 599	1 389	742	AUSTRIA	85 339	26 279	14 125
AUSTRALIA	10 700	4 298	2 259	MALTA	70	71	37
NEW ZEALAND	307	177	94	YUGOSLAVIA	3 805	1 375	734
				TURKEY	9 925	1 114	595
054 VEGETABLES				SOVIET UNION	2 996	1 408	714
IMPORTS	50 519 172	4 796 976	2 546 763	POLAND	2 060	267	143
FRANCE	3 807 997	502 218	268 653	CZECHOSLOVA	6 011	492	261
BELGIUM LUX	2 023 552	282 221	150 162	HUNGARY	16 794	1 642	864
NETHERLANDS	13 898 276	1 683 038	885 220	ALBANIA	20 156	384	197
ITALY	5 532 676	539 323	286 005	MOROCCO	593	320	171
UNIT KINGDOM	2 633 303	151 269	81 250	ALGERIA	60 752	3 397	1 794
IRELAND	1 668	1 158	621	TUNISIA	10 567	1 373	711
DENMARK	1 956 628	128 577	68 657	EGYPT	4 714	306	168
GREECE	681 492	121 526	65 086	SUDAN	2 807	268	151
PORTUGAL	21 982	3 429	1 845	SENEGAL	555	77	42
SPAIN	3 642 802	484 972	260 833	LIBERIA	65	103	53
CANARY IS	431 554	69 648	37 986	IVORY COAST	829	195	103
SWEDEN	36 385	5 173	2 780	GHANA	98	190	99
FINLAND	243	238	128	BENIN	100	110	59
SWITZERLAND	2 124	734	390	NIGERIA	785	986	532
AUSTRIA	150 332	20 109	10 625	CAMEROON	1 353	1 633	875
YUGOSLAVIA	116 388	42 299	22 660	CENT AFR REP	55	87	47
TURKEY	406 486	63 766	33 792	GABON	273	379	203
SOVIET UNION	31 147	9 988	5 290	CONGO	90	137	72
POLAND	1 129 426	78 160	41 526	ZAIRE	243	363	195
CZECHOSLOVA	225 297	30 930	16 662	ETHIOPIA	484	519	267
HUNGARY	1 165 804	64 129	34 108	KENYA	1 610	4 912	2 646
ROMANIA	100 892	8 549	4 440	UGANDA	313	489	255
BULGARIA	74 567	4 291	2 287	TANZANIA	258	166	87
ALBANIA	17 672	2 300	1 180	MADAGASCAR	90	108	58
MOROCCO	162 596	19 584	10 584	REUNION	52	77	41
TUNISIA	1 613	134	73	MAURITIUS	175	142	74
EGYPT	69 179	6 544	3 421	ZAMBIA	67	172	88
SUDAN	22 973	3 438	1 815	ZIMBABWE	258	439	228
SENEGAL	2 291	679	360	MALAWI	113	61	33
IVORY COAST	1 339	208	108	REP S AFRICA	2 704	1 968	1 036
GHANA	302	62	31	USA	50 013	50 970	27 747
Togo	277	85	45	CANADA	6 599	4 663	2 460
ETHIOPIA	7 994	2 091	1 131	MEXICO	500	513	277
KENYA	8 109	2 452	1 303	NICARAGUA	450	276	148
TANZANIA	53 384	1 781	959	PANAMA	3 498	680	366
MADAGASCAR	319	301	152	VENEZUELA	36 568	4 955	2 623
ZAMBIA	715	309	168	ECUADOR	150	327	179
ZIMBABWE	1 150	438	232	PERU	1 104	1 211	644
REP S AFRICA	80 047	13 356	7 136	BRAZIL	9 796	6 041	3 215
USA	77 783	13 051	6 998	CHILE	121	73	42
CANADA	185 008	11 549	6 122	PARAGUAY	94	113	61
MEXICO	7 028	2 456	1 273	URUGUAY	140	160	82
GUATEMALA	2 279	829	449	CYPRUS	2 593	327	173
COSTA RICA	1 545	118	54	LEBANON	2 375	186	95
VENEZUELA	931	249	134	SYRIA	12 332	951	502
ECUADOR	709	194	102	IRAQ	84	223	114
PERU	4 455	2 325	1 239	ISRAEL	9 807	1 273	682
BRAZIL	1 846	347	177	INDIA	298	371	201
CHILE	131 314	11 134	5 849	SRI LANKA	10 832	1 074	574
PARAGUAY	307	147	78	THAILAND	5 522	17 257	9 259
URUGUAY	1 528	95	50	INDONESIA	443	211	112
ARGENTINA	28 774	5 576	2 989	MALAYSIA	156	91	48
				SINGAPORE	67	71	37

6 IMPORTS AND EXPORTS (SPECIAL TRADE) BY GROUPS OF THE SITC-REV. III AND BY COUNTRIES OF PRODUCTION AND CONSUMPTION 1989

GROUP COUNTRY	DT = 100 KG	1 000 DM	1 000 \$	GROUP COUNTRY	DT = 100 KG	1 000 DM	1 000 \$
PHILIPPINES	830	239	128	TRINIDAD TOB	507	154	83
CHINA	150	120	65	SYRIA	365	134	71
SOUTH KOREA	432	440	231	ISRAEL	2 416	1 590	846
JAPAN	35 123	42 805	22 790	SAUDI ARABIA	2 182	390	205
TAIWAN	2 500	2 590	1 348	KUWAIT	557	247	135
HONG KONG	641	1 047	555	BAHRAIN	155	97	48
AUSTRALIA	138	114	58	ARAB EMIRAT	1 180	520	276
056 VEGETABLES, PRPD, PRSVD, NES				OMAN	77	95	52
IMPORTS	10 224 441	1 897 699	1 013 478	MALAYSIA	177	142	76
FRANCE	1 403 068	318 949	170 558	SINGAPORE	567	403	208
BELGIUM LUX	727 928	83 537	44 524	PHILIPPINES	199	72	40
NETHERLANDS	3 873 656	644 603	344 175	JAPAN	47 703	12 243	6 506
ITALY	1 782 386	273 185	146 134	HONG KONG	715	276	147
UNTD KINGDOM	70 307	11 445	6 097	AUSTRALIA	5 459	2 147	1 147
IRELAND	3 213	1 328	749	NEW ZEALAND	374	382	200
DENMARK	45 865	16 368	8 723	057 FRUIT, NUTS EXCL. OIL NUTS			
GREECE	206 404	45 116	24 190	IMPORTS	39 030 495	5 624 763	2 992 652
PORTUGAL	23 189	4 035	2 147	FRANCE	2 108 235	342 757	180 491
SPAIN	163 853	67 863	36 106	BELGIUM LUX	327 358	52 991	27 730
SWEDEN	6 508	1 677	892	NETHERLANDS	713 331	86 194	45 921
FINLAND	209	171	93	ITALY	7 632 179	1 174 839	619 913
SWITZERLAND	6 080	3 939	2 092	UNTD KINGDOM	69 526	2 899	1 545
AUSTRIA	6 474	1 165	618	DENMARK	21 534	2 474	1 301
YUGOSLAVIA	135 820	15 647	8 417	GREECE	1 482 402	195 883	103 936
TURKEY	261 333	52 852	28 467	PORTUGAL	14 730	5 053	2 675
SOVIET UNION	12 426	1 415	755	SPAIN	8 150 011	1 015 214	548 928
POLAND	42 630	5 378	2 871	CANARY IS	3 314	769	412
CZECHOSLOVA	56 763	7 196	3 837	SWEDEN	1 237	345	180
HUNGARY	317 607	38 650	20 653	FINLAND	559	239	124
ROMANIA	8 200	3 869	2 044	SWITZERLAND	3 164	872	462
BULGARIA	102 546	7 559	4 024	AUSTRIA	28 984	3 647	1 908
ALBANIA	2 167	627	335	YUGOSLAVIA	95 968	7 814	4 069
MOROCCO	23 494	4 339	2 313	TURKEY	990 205	333 682	179 888
EGYPT	18 732	6 161	3 264	SOVIET UNION	33 211	4 707	2 519
REP S AFRICA	16 092	5 718	3 029	POLAND	170 540	27 682	14 511
LESOTHO	2 559	886	476	CZECHOSLOVA	332 535	8 933	4 706
USA	108 637	31 567	16 859	HUNGARY	365 095	25 579	13 427
CANADA	25 806	6 203	3 295	ROMANIA	47 801	6 235	3 236
MEXICO	877	148	79	BULGARIA	35 206	3 351	1 723
VENEZUELA	57	55	31	ALBANIA	3 032	1 054	581
ECUADOR	4 515	2 260	1 198	MOROCCO	775 093	75 968	40 999
PERU	13 822	5 490	2 918	ALGERIA	878	453	246
BRAZIL	539	408	218	TUNISIA	10 918	4 666	2 520
CHILE	2 188	1 426	752	EGYPT	3 229	347	185
ARGENTINA	566	355	189	MALI	789	269	143
LEBANON	1 424	172	89	SENEGAL	1 494	452	242
SYRIA	1 626	506	271	IVORY COAST	190 299	21 256	11 357
IRAN	649	137	75	GHANA	5 657	763	405
ISRAEL	61 412	11 673	6 227	TOGO	1 172	317	168
PAKISTAN	68	543	288	ETHIOPIA	973	285	156
INDIA	9 237	2 758	1 458	KENYA	14 598	4 813	2 550
THAILAND	53 657	8 845	4 698	UGANDA	944	107	57
INDONESIA	4 238	1 370	719	TANZANIA	276	68	35
MALAYSIA	2 166	865	461	MOZAMBIQUE	41 844	6 079	3 287
PHILIPPINES	199	98	52	MADAGASCAR	451	350	192
CHINA	572 209	183 562	97 774	MAURITIUS	246	157	84
SOUTH KOREA	602	385	199	ZAMBIA	460	143	70
JAPAN	878	1 115	593	ZIMBABWE	46 593	4 646	2 444
TAIWAN	37 066	13 082	6 955	REP S AFRICA	1 218 589	180 871	94 631
HONG KONG	1 047	462	250	SWAZILAND	51 057	5 008	2 672
AUSTRALIA	140	88	45	USA	1 025 915	373 513	200 213
NEW ZEALAND	139	88	47	CANADA	756	337	181
EXPORTS	1 491 662	440 748	234 712	MEXICO	12 585	4 329	2 331
FRANCE	222 893	55 673	29 655	GUATEMALA	188 680	17 556	9 249
BELGIUM LUX	108 982	36 108	19 191	HONDURAS	882 930	91 815	48 647
NETHERLANDS	315 292	67 606	36 090	NICARAGUA	133 838	11 370	6 061
ITALY	220 055	99 823	53 122	COSTA RICA	2 244 411	188 298	100 430
UNTD KINGDOM	196 687	54 363	28 976	PANAMA	2 676 555	262 841	139 239
IRELAND	8 384	1 691	890	CUBA	1 996	173	90
DENMARK	118 294	23 301	12 407	DOMINIC REP	24 709	3 352	1 800
GREECE	41 200	5 886	3 130	ANTIGUA	447	143	79
PORTUGAL	2 816	1 611	859	DOMINICA	679	105	54
SPAIN	34 172	8 800	4 673	MARTINIQUE	1 170	288	149
CANARY IS	9 479	1 841	989	COLOMBIA	1 315 993	115 734	61 236
ICELAND	491	158	82	VENEZUELA	3 190	1 179	615
NORWAY	5 900	1 787	950	ECUADOR	1 561 080	141 327	74 897
SWEDEN	19 811	8 071	4 289	PERU	4 828	2 360	1 265
FINLAND	3 791	1 679	894	BRAZIL	192 277	38 338	20 514
SWITZERLAND	26 884	19 967	10 634	CHILE	824 208	149 777	78 775
AUSTRIA	31 714	14 452	7 706	BOLIVIA	269	145	80
ANDORRA	243	86	36	PARAGUAY	460	114	61
MALTA	1 469	564	300	URUGUAY	15 960	1 499	788
YUGOSLAVIA	15 432	2 362	1 285	ARGENTINA	634 955	79 902	41 546
TURKEY	285	101	55	CYPRUS	162 213	14 781	7 980
SOVIET UNION	438	120	61	SYRIA	141	87	48
POLAND	786	165	90	IRAQ	3 152	1 395	734
HUNGARY	3 729	822	438	IRAN	306 816	183 608	97 857
LIBYA	460	95	51	ISRAEL	699 703	79 729	43 008
REP S AFRICA	3 405	1 347	718	AFGHANISTAN	257	100	54
USA	20 523	9 788	5 212	PAKISTAN	1 234	453	239
CANADA	13 185	2 827	1 502	INDIA	27 508	25 974	13 813
GUATEMALA	47	81	42	SRI LANKA	57 355	8 834	4 707
				THAILAND	5 659	2 557	1 353
				VIETNAM	186	156	81

6 IMPORTS AND EXPORTS (SPECIAL TRADE) BY GROUPS OF THE SITC-REV. III AND BY COUNTRIES OF PRODUCTION AND CONSUMPTION 1989

GROUP COUNTRY	DT = 100 KG	1 000 DM	1 000 \$	GROUP COUNTRY	DT = 100 KG	1 000 DM	1 000 \$
INDONESIA	308	219	114	IRAN	13 215	10 228	5 493
MALAYSIA	19 564	5 005	2 692	ISRAEL	8 310	2 100	1 122
PHILIPPINES	53 220	8 419	4 448	INDIA	15 972	3 729	1 987
CHINA	17 981	7 385	3 892	THAILAND	495 953	50 847	27 367
SOUTH KOREA	1 023	175	94	INDONESIA	121 274	12 511	6 739
JAPAN	2 312	555	301	MALAYSIA	14 202	1 777	961
AUSTRALIA	169 351	41 745	22 175	SINGAPORE	359	122	63
NEW ZEALAND	754 006	148 027	77 517	PHILIPPINES	109 512	17 436	9 383
N ZEAL OCEAN	1 330	156	81	CHINA	159 255	22 114	11 763
EXPORTS	1 965 983	380 592	202 618	SOUTH KOREA	8 525	1 984	1 060
FRANCE	267 381	62 460	33 176	JAPAN	3 365	1 262	674
BELGIUM LUX	114 121	26 716	14 167	TAIWAN	2 390	790	416
NETHERLANDS	294 450	47 717	25 293	HONG KONG	4 038	1 381	732
ITALY	432 125	71 824	38 162	AUSTRALIA	11 711	1 743	931
UNTD KINGDOM	90 493	20 253	10 761	NEW ZEALAND	15 225	3 421	1 820
IRELAND	8 042	1 217	640	FIJI	562	363	192
DENMARK	278 687	40 965	21 844	EXPORTS	1 156 908	404 124	215 121
GREECE	3 975	1 146	609	FRANCE	371 010	143 388	76 243
PORTUGAL	3 245	2 333	1 261	BELGIUM LUX	134 796	46 662	24 811
SPAIN	54 031	24 765	13 236	NETHERLANDS	215 316	48 347	25 769
CANARY IS	226	66	36	ITALY	93 826	35 684	19 015
ICELAND	934	508	266	UNTD KINGDOM	89 716	28 389	15 126
NORWAY	38 207	5 145	2 740	IRELAND	294	145	77
SWEDEN	68 413	11 045	5 917	DENMARK	51 667	12 957	6 912
FINLAND	101 616	9 675	5 187	GREECE	11 831	4 510	2 422
SWITZERLAND	57 858	14 381	7 589	PORTUGAL	1 115	766	395
AUSTRIA	74 881	21 033	11 211	SPAIN	8 057	3 311	1 759
YUGOSLAVIA	3 096	732	388	CANARY IS	2 483	946	499
TURKEY	1 148	210	111	ICELAND	1 204	449	231
POLAND	52 726	6 776	3 758	NORWAY	12 283	3 733	1 986
CZECHOSLOVA	3 304	576	306	SWEDEN	21 247	8 762	4 668
HUNGARY	4 070	602	324	FINLAND	10 461	4 363	2 314
LIBYA	490	78	41	SWITZERLAND	35 630	22 135	11 815
TOGO	467	63	32	AUSTRIA	29 868	12 565	6 708
ANGOLA	750	194	111	MALTA	1 903	764	408
REP S AFRICA	62	65	33	YUGOSLAVIA	1 344	496	264
USA	2 395	2 484	1 334	TURKEY	317	172	89
CANADA	428	514	272	SOVIET UNION	779	985	511
MEXICO	1 690	1 286	711	POLAND	7 708	1 735	926
CYPRUS	423	356	188	CZECHOSLOVA	3 413	1 400	763
ISRAEL	2 409	2 325	1 254	HUNGARY	699	280	147
SINGAPORE	187	128	71	BULGARIA	1 391	1 009	542
JAPAN	357	255	137	LIBYA	359	113	57
TAIWAN	1 129	1 034	566	CAPE VERDE	98	61	34
HONG KONG	283	293	161	REP S AFRICA	404	185	92
AUSTRALIA	979	981	523	USA	25 429	8 041	4 277
058 FRUIT, PRESERVED, PREPARED				CANADA	5 285	3 841	2 044
IMPORTS	6 662 329	1 177 154	627 678	MEXICO	1 395	1 147	619
FRANCE	153 452	45 676	24 326	CUBA	114	123	68
BELGIUM LUX	215 643	53 632	28 486	BRAZIL	140	87	44
NETHERLANDS	615 717	120 216	63 925	LEBANON	376	82	43
ITALY	1 214 789	194 251	103 442	SYRIA	346	89	49
UNTD KINGDOM	60 583	24 413	13 012	IRAN	868	156	84
DENMARK	46 386	11 376	5 986	ISRAEL	311	176	96
GREECE	848 738	112 354	59 960	SAUDI ARABIA	5 055	1 449	769
SPAIN	525 878	92 133	49 212	KUWAIT	314	148	77
NORWAY	3 256	975	519	BAHRAIN	57	75	38
SWEDEN	19 831	8 270	4 397	ARAB EMIRAT	422	86	47
FINLAND	10 438	3 984	2 139	MALAYSIA	100	67	36
SWITZERLAND	5 896	2 291	1 216	SINGAPORE	444	253	138
AUSTRIA	19 008	4 569	2 463	JAPAN	1 176	831	445
YUGOSLAVIA	451 269	74 288	39 626	TAIWAN	1 173	991	528
TURKEY	163 404	66 888	35 620	HONG KONG	1 550	1 045	572
SOVIET UNION	1 025	146	80	AUSTRALIA	975	425	220
POLAND	318 778	57 823	30 828	NEW ZEALAND	71	67	35
CZECHOSLOVA	88 423	9 122	4 866	FR POLYNESIA	85	123	65
HUNGARY	217 855	35 291	18 809	059 FRUIT, VEGETABLE JUICES			
ROMANIA	4 151	603	322	IMPORTS	5 506 942	1 197 636	636 987
BULGARIA	13 709	1 264	684	FRANCE	486 098	35 196	18 706
MOROCCO	12 509	1 996	1 060	BELGIUM LUX	23 397	6 076	3 225
NIGERIA	735	193	102	NETHERLANDS	123 657	46 260	24 433
KENYA	94 816	15 390	8 112	ITALY	1 200 371	175 750	93 581
MADAGASCAR	213	72	38	UNTD KINGDOM	4 378	1 052	551
MAURITIUS	522	125	69	DENMARK	43 000	10 060	5 331
REP S AFRICA	391 392	56 004	29 906	GREECE	10 638	2 996	1 594
SWAZILAND	12 740	2 143	1 141	SPAIN	56 881	11 701	6 171
USA	57 239	15 074	8 085	FINLAND	256	71	38
CANADA	40 188	14 855	7 971	SWITZERLAND	71 196	9 404	4 899
MEXICO	1 383	210	112	AUSTRIA	24 070	6 651	3 480
GUATEMALA	759	166	86	MALTA	3 489	638	343
HONDURAS	20 118	3 103	1 648	YUGOSLAVIA	61 646	9 775	5 208
COSTA RICA	4 847	1 034	550	TURKEY	102 993	19 214	10 423
PANAMA	19 832	2 841	1 511	SOVIET UNION	51 568	5 762	3 120
HAITI	3 725	565	297	POLAND	649 069	84 738	45 411
DOMINIC REP	1 394	421	225	CZECHOSLOVA	60 127	6 903	3 764
COLOMBIA	1 384	261	138	HUNGARY	32 614	5 217	2 764
ECUADOR	2 159	306	164	ROMANIA	8 413	1 297	664
PERU	4 894	1 065	566	BULGARIA	36 650	4 861	2 646
BRAZIL	43 683	6 207	3 304	MOROCCO	115 518	36 071	19 104
CHILE	8 968	2 364	1 243	ALGERIA	752	321	175
ARGENTINA	4 615	928	488	IVORY COAST	391	104	57
CYPRUS	518	87	47	KENYA	1 118	230	130

6 IMPORTS AND EXPORTS (SPECIAL TRADE) BY GROUPS OF THE SITC-REV. III AND BY COUNTRIES OF PRODUCTION AND CONSUMPTION 1989

GROUP COUNTRY	DT = 100 KG	1 000 DM	1 000 \$	GROUP COUNTRY	DT = 100 KG	1 000 DM	1 000 \$
REP S AFRICA	122 389	22 698	11 983	REUNION	3 071	609	317
SWAZILAND	4 737	1 345	712	MAURITIUS	80 407	4 428	2 351
USA	63 974	18 874	10 053	USA	114 244	9 212	4 972
CANADA	217	309	167	CANADA	30 658	10 829	5 761
MEXICO	8 483	2 273	1 215	MEXICO	595 775	44 218	23 597
BELIZE	5 007	1 941	1 040	GUATEMALA	26 497	1 777	943
HONDURAS	201	82	44	EL SALVADOR	7 782	1 219	646
EL SALVADOR	212	81	44	CUBA	53 958	2 705	1 458
COSTA RICA	1 103	367	203	HAITI	277	77	40
CUBA	11 965	3 084	1 672	COLOMBIA	1 184	262	139
BAHAMAS	429	116	60	BRAZIL	406 760	7 901	4 172
DOMINIC REP	469	144	76	CHILE	18 724	2 879	1 593
DOMINICA	253	98	52	URUGUAY	26 628	4 070	2 167
COLOMBIA	23 226	5 139	2 730	ARGENTINA	125 572	18 939	10 105
VENEZUELA	6 202	1 509	800	ISRAEL	2 943	623	330
ECUADOR	3 958	2 174	1 151	PAKISTAN	1 312 877	17 600	9 319
PERU	4 048	1 061	563	INDIA	558 539	18 654	9 870
BRAZIL	1 709 287	559 854	297 550	THAILAND	579 224	7 793	4 097
CHILE	811	158	84	INDONESIA	40 178	577	311
URUGUAY	10 229	3 591	1 900	PHILIPPINES	325	99	53
ARGENTINA	89 876	28 576	15 164	CHINA	16 484	3 029	1 620
CYPRUS	7 082	1 882	987	JAPAN	14 499	8 228	4 412
ISRAEL	221 995	53 126	28 262	AUSTRALIA	222 778	8 393	4 548
SRI LANKA	2 075	381	200	NEW ZEALAND	2 911	1 007	542
THAILAND	33 539	6 148	3 244	EXPORTS	13 273 968	915 535	489 164
MALAYSIA	504	186	94	FRANCE	339 356	31 709	16 908
PHILIPPINES	3 447	594	313	BELGIUM LUX	94 477	15 401	8 205
CHINA	955	911	498	NETHERLANDS	1 111 654	106 473	56 942
AUSTRALIA	181	72	36	ITALY	202 973	33 724	17 970
NEW ZEALAND	273	165	87	UNTD KINGDOM	157 829	20 227	10 730
EXPORTS	3 313 526	547 400	291 222	IRELAND	13 737	1 959	1 032
FRANCE	371 897	59 577	31 783	DENMARK	382 539	25 311	13 457
BELGIUM LUX	582 925	65 376	34 711	GREECE	19 317	4 821	2 564
NETHERLANDS	1 119 679	136 746	72 608	PORTUGAL	3 468	821	437
ITALY	113 695	23 824	12 641	SPAIN	22 731	3 030	1 602
UNTD KINGDOM	308 284	83 632	44 654	CANARY IS	315 025	17 492	9 461
IRELAND	9 980	2 862	1 541	NORWAY	30 958	2 128	1 132
DENMARK	187 454	40 379	21 388	SWEDEN	7 701	1 241	649
GREECE	13 588	3 051	1 573	FINLAND	11 216	689	371
SPAIN	6 439	1 211	640	SWITZERLAND	1 114 762	54 250	28 812
CANARY IS	2 664	318	163	AUSTRIA	341 974	20 369	10 806
ICELAND	351	68	30	GIBRALTAR	8 385	537	285
NORWAY	14 854	4 205	2 215	VATICAN CITY	17 775	1 132	603
SWEDEN	15 280	4 523	2 407	MALTA	174	90	47
FINLAND	15 762	4 069	2 147	YUGOSLAVIA	304 924	17 760	9 503
SWITZERLAND	26 362	6 232	3 296	TURKEY	5 105	678	358
AUSTRIA	19 950	5 812	3 104	SOVIET UNION	190 059	16 543	8 487
YUGOSLAVIA	209	273	144	POLAND	305 195	18 353	9 525
SOVIET UNION	892	126	65	CZECHOSLOVA	1 046 951	53 068	27 835
POLAND	19 181	2 017	1 081	HUNGARY	3 552	358	189
CZECHOSLOVA	481	74	38	BULGARIA	1 687	289	158
HUNGARY	654	106	60	ALBANIA	117 257	6 502	3 467
LIBYA	651	124	65	MOROCCO	282 716	12 882	6 980
REUNION	567	76	39	ALGERIA	330 228	20 814	11 332
REP S AFRICA	370	325	183	TUNISIA	18 583	1 043	548
USA	380 705	79 561	42 567	EGYPT	350 864	22 453	11 952
CANADA	51 203	10 822	5 727	SUDAN	27 574	1 340	693
MEXICO	1 219	246	128	MALI	48 813	3 037	1 675
ANTIGUA	1 524	187	95	BURKINA FASO	4 500	208	112
TRINIDAD TOB	676	127	68	NIGER	17 175	843	455
NETH ANTILL	513	77	43	CHAD	3 504	260	142
BRAZIL	386	118	62	CAPE VERDE	28 410	1 744	895
ISRAEL	344	93	50	SENEGAL	20 098	1 604	860
SAUDI ARABIA	395	84	46	GAMBIA	126 900	8 048	4 362
KUWAIT	536	118	62	GUINEA	41 450	2 546	1 380
CHINA	809	111	59	SIERRA LEONE	35 525	2 478	1 361
JAPAN	37 237	9 379	4 962	LIBERIA	60 346	4 054	2 177
HONG KONG	1 211	220	116	IVORY COAST	47 244	2 476	1 318
AUSTRALIA	1 028	609	328	GHANA	195 550	13 654	7 297
061 SUGARS,MOLASSES,HONEY				TOGO	101 327	6 404	3 460
IMPORTS	10 397 565	829 185	441 145	NIGERIA	358 504	20 364	10 938
FRANCE	2 554 352	332 015	176 577	CAMEROON	2 569	863	452
BELGIUM LUX	723 190	75 606	40 083	S TOME PRINC	9 990	748	428
NETHERLANDS	2 009 880	143 268	76 113	RWANDA	32 187	2 031	1 074
ITALY	120 280	15 979	8 497	ANGOLA	12 758	727	383
UNTD KINGDOM	48 942	5 382	2 863	ETHIOPIA	12 726	911	474
IRELAND	506	70	37	DJIBOUTI	5 700	291	155
DENMARK	126 604	16 907	8 997	SOMALIA	2 390	177	100
GREECE	885	548	294	KENYA	19 655	1 621	897
SPAIN	6 239	2 325	1 245	UGANDA	6 695	404	212
FINLAND	21 595	4 198	2 244	TANZANIA	7 695	406	218
SWITZERLAND	434	203	105	SEYCHELLES	16 325	901	475
AUSTRIA	50 882	3 078	1 648	MADAGASCAR	54 737	3 290	1 810
YUGOSLAVIA	2 992	1 112	593	MAURITIUS	1 439	285	148
TURKEY	19 065	6 413	3 457	ZAMBIA	3 160	217	111
SOVIET UNION	101 428	11 375	6 071	REP S AFRICA	1 648	101	57
POLAND	190 017	7 659	4 104	USA	3 514	640	335
CZECHOSLOVA	43 588	8 613	4 611	CANADA	16 889	1 783	941
HUNGARY	85 131	14 468	7 709	MEXICO	65 618	4 587	2 426
ROMANIA	11 664	2 334	1 254	GUATEMALA	159 619	10 140	5 808
BULGARIA	10 944	1 683	902	HONDURAS	877	163	84
KENYA	24 464	349	187	EL SALVADOR	3 690	294	168
				NICARAGUA	367	83	44
				COSTA RICA	3 380	192	98
					1 267	210	109

6 IMPORTS AND EXPORTS (SPECIAL TRADE) BY GROUPS OF THE SITC-REV. III AND BY COUNTRIES OF PRODUCTION AND CONSUMPTION 1989

GROUP COUNTRY	DT = 100 KG	1 000 DM	1 000 \$	GROUP COUNTRY	DT = 100 KG	1 000 DM	1 000 \$
CUBA	4 549	463	240	EXPORTS	705 994	318 141	169 257
HAITI	2 690	191	100	FRANCE	33 484	17 178	9 152
BAHAMAS	7 955	422	227	BELGIUM LUX	64 711	29 590	15 772
DOMINIC REP	1 088	72	39	NETHERLANDS	134 427	54 268	28 869
AM VIRGIN IS	2 795	179	94	ITALY	51 237	26 838	14 288
ANTIGUA	2 305	169	92	UNTD KINGDOM	44 106	20 241	10 651
DOMINICA	10 290	621	337	IRELAND	1 773	735	397
JAMAICA	5 127	349	186	DENMARK	16 531	8 180	4 332
ST LUCIA	12 617	715	381	GREECE	5 452	3 462	1 827
ST VINCENT	12 000	814	435	PORTUGAL	1 103	856	452
NETH ANTILL	4 300	236	127	SPAIN	10 509	5 952	3 149
COLOMBIA	720	116	60	CANARY IS	1 360	739	386
VENEZUELA	2 113	382	203	ICELAND	1 161	643	342
SURINAME	70 235	4 085	2 210	NORWAY	11 929	6 748	3 586
ECUADOR	5 084	512	277	SWEDEN	10 408	5 677	3 015
PERU	10 450	715	389	FINLAND	4 078	2 333	1 246
BRAZIL	5 019	758	403	SWITZERLAND	30 100	16 846	8 962
CHILE	33 442	3 950	2 114	AUSTRIA	57 933	30 147	16 078
URUGUAY	531	98	53	ANDORRA	314	195	108
ARGENTINA	2 686	538	289	MALTA	682	277	148
CYPRUS	133 407	8 973	4 745	YUGOSLAVIA	229	250	135
LEBANON	298 023	16 312	8 550	SOVIET UNION	79	65	35
SYRIA	95 903	5 478	2 894	POLAND	7 288	4 632	2 500
IRAQ	308 152	18 449	9 728	CZECHOSLOVA	2 538	1 646	874
IRAN	327 506	22 178	12 423	HUNGARY	1 196	506	269
ISRAEL	481 540	29 374	15 489	BULGARIA	77	74	37
JORDAN	33 405	2 508	1 433	LIBYA	1 747	734	420
SAUDI ARABIA	213 558	15 229	8 301	CAPE VERDE	100	63	32
KUWAIT	398 103	25 814	13 741	GAMBIA	124	83	45
BAHRAIN	118 308	6 328	3 402	REUNION	179	93	49
QATAR	1 642	207	116	REP S AFRICA	150	96	49
ARAB EMIRAT	1 159 745	75 069	40 507	USA	156 447	53 220	28 287
OMAN	122 492	7 577	4 045	CANADA	8 410	4 024	2 138
NORTH YEMEN	28 411	1 618	871	MEXICO	381	240	127
SOUTH YEMEN	6 524	546	290	CUBA	106	113	59
AFGHANISTAN	436	132	68	GUADELOUPE	215	106	55
PAKISTAN	26 420	2 141	1 160	MARTINIQUE	130	88	48
INDIA	3 477	414	220	CYPRUS	483	224	119
BANGLADESH	11 593	1 115	588	LEBANON	992	418	224
MALDIVES	22 545	1 417	761	ISRAEL	7 163	3 300	1 764
SRI LANKA	3 018	184	101	SAUDI ARABIA	3 848	2 091	1 122
NEPAL	20 650	812	434	KUWAIT	992	649	350
BURMA	1 150	127	68	QATAR	179	121	62
THAILAND	3 709	581	310	ARAB EMIRAT	1 160	615	327
VIETNAM	530	109	59	THAILAND	89	77	39
INDONESIA	39 142	2 858	1 515	SINGAPORE	677	384	207
MALAYSIA	2 113	254	137	PHILIPPINES	366	180	94
SINGAPORE	22 313	1 602	885	CHINA	31	71	38
PHILIPPINES	147 332	7 385	3 953	SOUTH KOREA	2 191	1 041	551
SOUTH KOREA	4 709	570	303	JAPAN	3 714	2 224	1 177
JAPAN	194 458	23 814	12 667	TAIWAN	6 083	2 211	1 184
TAIWAN	15 716	1 505	807	HONG KONG	10 054	4 239	2 259
HONG KONG	50 500	2 814	1 529	AUSTRALIA	5 165	2 224	1 152
AUSTRALIA	2 899	427	223	NEW ZEALAND	616	218	115
NEW ZEALAND	18 436	1 150	608	NEW CALEDON	112	72	38
SOLOMON IS	1 938	127	68	FR POLYNESIA	190	122	64
NEW CALEDON	28 183	1 686	902				
FIJI	1 065	63	33				
WEST SAMOA	5 075	288	156				
				071 COFFEE, COFFEE SUBSTITUTE			
062 SUGAR CONFECTIONERY				IMPORTS	6 931 158	3 558 767	1 892 418
IMPORTS	626 902	316 786	168 333	FRANCE	97 577	43 631	23 343
FRANCE	92 535	57 997	30 860	BELGIUM LUX	25 177	39 179	20 837
BELGIUM LUX	82 735	33 704	17 930	NETHERLANDS	15 976	15 397	8 166
NETHERLANDS	232 784	102 576	54 456	ITALY	26 848	29 805	15 877
ITALY	29 552	17 360	9 178	UNTD KINGDOM	34 359	32 446	17 332
UNTD KINGDOM	33 253	21 437	11 405	IRELAND	192	816	437
IRELAND	5 370	2 693	1 426	DENMARK	156	72	40
DENMARK	25 483	13 427	7 101	GREECE	245	238	127
GREECE	14 484	5 826	3 077	PORTUGAL	118	169	88
SPAIN	10 382	7 459	3 963	CANARY IS	253	66	35
SWEDEN	1 637	1 038	551	SWEDEN	71	236	130
FINLAND	4 540	1 922	1 027	FINLAND	642	153	81
SWITZERLAND	36 498	28 476	15 216	SWITZERLAND	4 891	4 760	2 559
AUSTRIA	4 979	4 347	2 309	AUSTRIA	2 975	1 610	875
YUGOSLAVIA	12 149	2 943	1 562	HUNGARY	4 410	418	222
TURKEY	5 927	1 989	1 064	BURKINA FASO	2 368	729	398
POLAND	5 984	1 458	780	GUINEA	56 665	21 712	11 427
CZECHOSLOVA	3 091	1 014	544	SIERRA LEONE	8 095	2 610	1 391
HUNGARY	9 403	1 992	1 053	LIBERIA	29 658	10 618	5 549
MAURITIUS	275	103	56	IVORY COAST	94 666	30 932	16 349
REP S AFRICA	313	97	48	GHANA	1 133	411	217
USA	1 642	1 090	573	TOGO	24 177	8 743	4 660
MEXICO	301	128	67	BENIN	2 008	775	392
THAILAND	7 446	3 013	1 603	NIGERIA	3 756	1 238	663
MALAYSIA	167	170	89	CAMEROON	146 100	69 373	36 966
SINGAPORE	370	147	77	CENT AFR REP	10 122	2 867	1 538
CHINA	531	228	119	GABON	294	95	52
SOUTH KOREA	354	140	72	CONGO	612	179	95
JAPAN	176	322	172	ZAIRE	69 840	29 154	15 442
TAIWAN	1 660	1 788	951	RWANDA	144 778	78 898	41 929
HONG KONG	465	415	221	BURUNDI	158 430	79 028	42 225
AUSTRALIA	1 268	1 021	548	ANGOLA	3 543	1 274	689
FIJI	495	240	126	ETHIOPIA	279 329	170 661	90 206
				KENYA	378 729	218 756	116 429
				UGANDA	122 416	48 567	26 047

6 IMPORTS AND EXPORTS (SPECIAL TRADE) BY GROUPS OF THE SITC-REV. III AND BY COUNTRIES OF PRODUCTION AND CONSUMPTION 1989

GROUP COUNTRY	DT = 100 KG	1 000 DM	1 000 \$	GROUP COUNTRY	DT = 100 KG	1 000 DM	1 000 \$
TANZANIA	221 476	111 415	59 134	SINGAPORE	342	473	249
MADAGASCAR	12 982	3 998	2 144	CHINA	391	1 118	590
ZAMBIA	1 812	927	491	NORTH KOREA	48	111	64
ZIMBABWE	23 590	12 417	6 573	SOUTH KOREA	3 399	2 308	1 226
MALAWI	10 903	6 217	3 377	JAPAN	16 979	20 516	11 028
REP S AFRICA	238	82	47	TAIWAN	1 055	1 889	1 010
USA	492	546	285	HONG KONG	1 479	1 467	777
CANADA	370	214	108	AUSTRALIA	7 763	9 064	4 782
ST PIERRE	225	72	37	PAPUA NEW G	216	603	324
MEXICO	86 494	49 112	26 069	NEW ZEALAND	3 366	2 054	1 099
GUATEMALA	229 131	122 872	65 513	SHIPS SUPPL	84	228	124
HONDURAS	81 420	44 502	23 559				
EL SALVADOR	352 204	200 159	105 500	072 COCOA			
NICARAGUA	148 494	82 046	43 161	IMPORTS	3 183 001	1 047 430	558 964
COSTA RICA	224 793	118 254	63 451	FRANCE	43 616	23 542	12 603
PANAMA	15 581	8 278	4 360	BELGIUM LUX	6 518	3 010	1 590
CUBA	3 885	2 328	1 253	NETHERLANDS	456 305	222 754	119 205
HAITI	7 026	2 497	1 326	ITALY	23 621	9 706	5 174
DOMINIC REP	1 374	825	439	UNIT KINGDOM	4 979	2 957	1 569
BRIT VIRG IS	1 429	878	471	SPAIN	22 921	14 206	7 587
NETH ANTILL	119	57	31	SWEDEN	301	144	78
COLOMBIA	1 879 171	1 017 081	540 619	SWITZERLAND	1 912	592	311
VENEZUELA	15 057	8 542	4 565	POLAND	32 286	19 687	10 522
FRENCH GUIAN	240	92	47	HUNGARY	1 180	768	414
ECUADOR	100 524	47 414	25 416	ALBANIA	240	62	34
PERU	45 898	23 545	12 560	GUINEA	2 742	885	465
BRAZIL	908 684	436 524	232 775	SIERRA LEONE	25 800	7 912	4 212
CHILE	151	96	52	LIBERIA	15 033	4 198	2 336
BOLIVIA	4 176	2 052	1 107	IVORY COAST	893 413	246 148	130 770
PARAGUAY	8 269	2 717	1 440	GHANA	97 271	28 889	15 407
ARGENTINA	219	113	62	Togo	18 912	6 797	3 582
INDIA	68 713	30 652	16 210	NIGERIA	219 370	67 117	36 191
SRI LANKA	12 787	4 186	2 234	CAMEROON	177 972	58 221	30 881
BURMA	235	82	44	EQUAT GUINEA	1 794	600	328
THAILAND	14 743	4 707	2 474	S TOME PRINC	22 488	6 658	3 559
LAOS	1 123	330	180	GABON	2 006	639	340
VIETNAM	23 070	8 018	4 231	CONGO	7 426	2 338	1 247
INDONESIA	378 527	110 725	58 826	ZAIRE	7 399	1 673	875
MALAYSIA	3 131	1 060	569	UGANDA	2 522	598	315
PHILIPPINES	29 514	12 647	6 706	TANZANIA	8 633	2 554	1 326
CHINA	3 734	2 030	1 061	MADAGASCAR	3 572	1 145	607
JAPAN	932	2 249	1 166	USA	4 409	604	325
AUSTRALIA	524	233	125	MEXICO	7 227	4 898	2 634
PAPUA NEW G	256 164	130 037	69 642	COSTA RICA	2 218	812	439
NEW ZEALAND	170	86	44	CUBA	4 510	2 637	1 427
EXPORTS	1 576 771	1 247 057	663 467	HAITI	16 740	4 214	2 255
FRANCE	167 161	131 652	70 023	TRINIDAD TOB	263	116	62
BELGIUM LUX	269 017	199 460	106 363	GRENADA	540	155	83
NETHERLANDS	154 371	128 125	68 200	COLOMBIA	3 265	992	535
ITALY	8 713	9 935	5 282	VENEZUELA	559	234	123
UNIT KINGDOM	167 958	209 885	111 565	ECUADOR	34 879	11 576	6 151
IRELAND	1 351	3 238	1 731	BRAZIL	34 715	18 050	9 678
DENMARK	49 409	32 948	17 510	BOLIVIA	960	497	270
GREECE	8 772	10 630	5 686	THAILAND	624	159	84
PORTUGAL	6 399	5 580	2 968	INDONESIA	161 955	43 792	23 428
SPAIN	9 645	12 482	6 648	MALAYSIA	671 353	186 017	99 129
CANARY IS	1 676	2 328	1 246	SINGAPORE	519	159	85
CEUTA MEL	417	252	136	PHILIPPINES	2 992	1 092	584
ICELAND	231	180	102	CHINA	340	156	80
NORWAY	14 605	11 590	6 214	PAPUA NEW G	115 159	32 200	17 252
SWEDEN	19 772	23 545	12 625	SOLOMON IS	11 387	3 096	1 652
FINLAND	821	1 400	747	FIJI	2 942	849	455
SWITZERLAND	23 971	20 309	10 772	VANUATU	2 537	604	317
AUSTRIA	92 864	64 423	34 344	WEST SAMOA	1 173	381	202
MALTA	124	204	109	UNIT COUNTR	710	182	94
YUGOSLAVIA	646	1 646	878	EXPORTS	1 021 180	455 331	242 649
TURKEY	1 745	2 028	1 082	FRANCE	240 361	113 436	60 472
SOVIET UNION	2 042	2 550	1 381	BELGIUM LUX	103 849	60 406	32 124
POLAND	41 957	21 433	11 510	NETHERLANDS	125 092	32 302	17 203
CZECHOSLOVA	4 661	4 663	2 508	ITALY	84 338	32 060	17 158
HUNGARY	294	573	323	UNIT KINGDOM	42 694	24 013	12 879
ROMANIA	75	117	63	DENMARK	20 102	6 114	3 244
BULGARIA	607	894	460	GREECE	14 961	7 662	4 123
MOROCCO	171	86	47	PORTUGAL	2 515	793	424
LIBYA	25	64	34	SPAIN	31 979	11 318	6 039
EGYPT	176	205	113	ICELAND	2 207	1 405	747
NIGERIA	65	173	91	NORWAY	9 675	5 596	2 949
KENYA	202	105	61	SWEDEN	25 197	10 220	5 461
ZIMBABWE	207	108	62	FINLAND	12 960	5 993	3 176
REP S AFRICA	245	226	116	SWITZERLAND	73 104	53 361	28 383
USA	445 190	269 342	142 670	AUSTRIA	35 921	21 221	11 307
CANADA	35 159	24 159	12 786	YUGOSLAVIA	6 691	1 711	904
COLOMBIA	836	305	175	TURKEY	17 218	4 028	2 140
BRAZIL	22	58	31	SOVIET UNION	3 498	3 291	1 692
CYPRUS	6 672	889	473	POLAND	32 879	9 773	5 222
ISRAEL	6 648	5 378	2 871	HUNGARY	2 414	700	366
JORDAN	130	128	67	ROMANIA	204	97	53
SAUDI ARABIA	1 508	1 941	1 028	ALBANIA	262	98	51
KUWAIT	225	291	159	ALGERIA	350	79	42
BAHRAIN	55	61	32	TUNISIA	600	147	79
QATAR	56	92	50	EGYPT	7 671	1 998	1 075
ARAB EMIRAT	440	491	259	KENYA	250	64	34
OMAN	148	124	66	ZIMBABWE	250	66	36
INDONESIA	203	106	61				
MALAYSIA	311	535	284				

6 IMPORTS AND EXPORTS (SPECIAL TRADE) BY GROUPS OF THE SITC-REV. III AND BY COUNTRIES OF PRODUCTION AND CONSUMPTION 1989

GROUP COUNTRY	DT = 100 KG	1 000 DM	1 000 \$	GROUP COUNTRY	DT = 100 KG	1 000 DM	1 000 \$
REP S AFRICA	2 736	1 603	845	AUSTRALIA	9 779	7 751	4 181
USA	61 107	17 232	9 159	NEW ZEALAND	289	418	224
CANADA	4 494	2 404	1 284	SHIPS SUPPL	364	923	489
CYPRUS	248	65	33				
SYRIA	1 102	315	170	074 TEA AND MATE			
IRAQ	1 166	307	167				
IRAN	1 880	633	345	IMPORTS	213 595	118 078	63 066
ISRAEL	4 814	2 040	1 094				
SAUDI ARABIA	1 520	610	327	FRANCE	171	245	129
KUWAIT	81	73	39	BELGIUM LUX	1 456	1 032	550
ARAB EMIRAT	76	64	32	NETHERLANDS	28 040	8 799	4 665
SOUTH YEMEN	1 888	400	207	UNITD KINGDOM	14 071	10 417	5 566
SINGAPORE	605	147	75	DENMARK	371	140	76
PHILIPPINES	200	62	33	SPAIN	13	61	33
SOUTH KOREA	3 920	1 056	566	SWITZERLAND	98	56	32
JAPAN	30 628	18 785	10 051	TURKEY	1 512	533	283
AUSTRALIA	3 252	1 449	771	GUINEA	174	121	65
				ZAIRE	1 064	333	182
073 CHOCOLATE,OTH.COCCA PREP				RWANDA	150	60	33
IMPORTS	1 298 220	739 664	394 218	KENYA	3 018	1 523	805
FRANCE	250 722	156 444	83 462	TANZANIA	625	199	104
BELGIUM LUX	179 425	117 859	62 931	MOZAMBIQUE	223	76	42
NETHERLANDS	529 122	249 223	132 537	MAURITIUS	1 262	359	196
ITALY	136 686	75 666	40 332	ZIMBABWE	2 630	745	400
UNITD KINGDOM	44 348	29 847	15 997	MALAWI	7 890	2 355	1 264
IRELAND	950	242	128	BRAZIL	5 437	1 568	835
DENMARK	13 059	8 187	4 376	ARGENTINA	17 547	4 301	2 289
GREECE	555	197	104	SYRIA	131	99	54
SPAIN	521	262	139	BAHRAIN	106	86	48
SWEDEN	33 895	30 741	16 334	INDIA	52 458	46 523	24 864
FINLAND	12 714	7 642	4 085	BANGLADESH	935	381	202
SWITZERLAND	54 357	38 430	20 432	SRI LANKA	34 931	19 039	10 199
AUSTRIA	17 458	17 414	9 335	NEPAL	74	107	57
YUGOSLAVIA	3 672	1 084	582	VIETNAM	3 169	1 036	546
TURKEY	689	260	139	INDONESIA	14 590	6 190	3 299
POLAND	11 723	2 276	1 221	CHINA	19 851	10 159	5 440
CZECHOSLOVA	2 855	1 949	1 043	SOUTH KOREA	15	77	40
HUNGARY	4 013	1 261	691	JAPAN	134	323	167
REP S AFRICA	180	70	37	TAIWAN	515	472	252
USA	940	498	258	EXPORTS	62 629	62 583	33 334
EXPORTS	1 286 350	789 945	421 892	FRANCE	1 847	1 773	961
FRANCE	208 504	105 790	56 605	BELGIUM LUX	1 160	1 431	760
BELGIUM LUX	183 581	94 436	50 407	NETHERLANDS	5 062	3 786	2 010
NETHERLANDS	193 301	107 675	57 530	ITALY	1 382	2 305	1 234
ITALY	115 668	73 588	39 280	UNITD KINGDOM	826	1 196	639
UNITD KINGDOM	123 081	78 675	41 974	DENMARK	1 557	1 612	859
IRELAND	1 001	722	390	SPAIN	1 000	997	531
DENMARK	57 068	40 256	21 469	NORWAY	412	409	220
GREECE	12 992	9 841	5 280	SWEDEN	883	884	481
PORTUGAL	10 354	9 121	4 934	FINLAND	160	172	91
SPAIN	41 393	26 039	13 872	SWITZERLAND	771	1 110	594
CANARY IS	1 674	1 115	591	AUSTRIA	3 608	2 797	1 505
ICELAND	1 529	1 172	627	TURKEY	163	178	96
NORWAY	11 044	8 457	4 472	POLAND	5 289	3 008	1 608
SWEDEN	17 782	11 891	6 352	CANADA	3 302	3 318	1 798
FINLAND	13 724	9 949	5 279	ISRAEL	67	66	35
SWITZERLAND	49 448	27 352	14 544	KUWAIT	52	69	36
AUSTRIA	103 556	76 030	40 589	JAPAN	277	536	300
ANDORRA	1 276	1 009	540	AUSTRALIA	99	120	64
MALTA	1 296	1 228	659				
YUGOSLAVIA	5 912	5 833	3 172	075 SPICES			
TURKEY	303	322	180	IMPORTS	444 318	214 653	114 555
SOVIET UNION	790	1 064	559	FRANCE	13 833	6 303	3 361
POLAND	18 024	11 062	6 057	BELGIUM LUX	177	152	74
CZECHOSLOVA	4 237	3 976	2 146	NETHERLANDS	15 336	5 651	3 001
HUNGARY	2 420	1 497	799	ITALY	1 778	1 279	688
ROMANIA	105	100	51	UNITD KINGDOM	6 000	2 411	1 281
BULGARIA	3 433	1 924	1 068	DENMARK	1 356	761	405
LIBYA	3 517	1 280	690	GREECE	1 514	801	431
SUDAN	214	198	103	SPAIN	24 234	8 853	4 732
REP S AFRICA	665	578	310	SWITZERLAND	189	207	110
USA	26 535	21 950	11 646	AUSTRIA	380	168	90
CANADA	21 195	13 839	7 289	YUGOSLAVIA	14 052	4 651	2 520
MEXICO	335	286	160	TURKEY	16 310	7 548	4 055
CHILE	178	144	74	POLAND	16 628	2 534	1 358
CYPRUS	341	263	137	CZECHOSLOVA	3 032	644	347
LEBANON	174	106	57	HUNGARY	41 767	12 378	6 608
ISRAEL	9 476	5 973	3 224	ROMANIA	1 058	117	64
SAUDI ARABIA	1 921	1 369	738	BULGARIA	17 514	2 132	1 176
KUWAIT	712	647	345	ALBANIA	971	405	223
BAHRAIN	242	331	182	MOROCCO	5 900	694	367
QATAR	96	109	57	EGYPT	4 024	577	302
ARAB EMIRAT	1 129	804	436	TOGO	165	85	48
BANGLADESH	165	58	30	NIGERIA	637	149	78
THAILAND	171	167	86	CAMEROON	293	157	81
INDONESIA	372	196	104	TANZANIA	145	71	39
MALAYSIA	130	79	42	MADAGASCAR	9 062	20 002	10 662
SINGAPORE	1 966	1 712	908	REUNION	23	118	63
PHILIPPINES	55	62	33	COMOROS	1 279	4 158	2 217
SOUTH KOREA	865	489	264	MALAWI	333	174	88
JAPAN	20 475	14 508	7 687	USA	1 370	1 185	630
TAIWAN	2 012	1 637	875	MEXICO	2 315	667	358
HONG KONG	4 678	3 326	1 780	GUATEMALA	1 475	676	363

6 IMPORTS AND EXPORTS (SPECIAL TRADE) BY GROUPS OF THE SITC-REV. III AND BY COUNTRIES OF PRODUCTION AND CONSUMPTION 1989

GROUP COUNTRY	DT = 100 KG	1 000 DM	1 000 \$	GROUP COUNTRY	DT = 100 KG	1 000 DM	1 000 \$
COSTA RICA	290	98	51	ZAIRE	30 036	751	408
HAITI	668	96	50	REP S AFRICA	3 017 905	92 214	48 803
ANTIGUA	50	66	35	USA	15 081 641	476 464	252 793
JAMAICA	1 928	981	526	CANADA	182 280	5 155	2 787
GRENADA	2 642	4 881	2 589	MEXICO	5 084	1 072	587
BRAZIL	68 808	28 196	15 152	PERU	2 779 306	217 981	115 440
CHILE	812	744	401	BRAZIL	12 357 229	495 255	264 380
SYRIA	184	72	39	CHILE	1 839 689	146 409	77 430
IRAN	7	704	376	BOLIVIA	21 221	832	454
PAKISTAN	500	189	90	PARAGUAY	91 680	4 093	2 234
INDIA	13 868	5 120	2 722	URUGUAY	67 454	3 089	1 642
SRI LANKA	2 859	2 406	1 284	ARGENTINA	5 938 675	239 563	126 971
THAILAND	3 619	1 919	1 003	CYPRUS	92	100	53
VIETNAM	717	296	158	SYRIA	10 450	306	173
INDONESIA	82 378	57 002	30 366	ISRAEL	34 388	5 819	3 078
MALAYSIA	22 440	13 318	7 060	PAKISTAN	3 015	247	135
SINGAPORE	4 949	2 802	1 516	INDIA	112 048	4 178	2 197
CHINA	31 951	8 090	4 274	SRI LANKA	5 000	131	75
SOUTH KOREA	74	59	31	BURMA	38 944	797	427
JAPAN	89	167	85	THAILAND	349 056	15 588	8 258
HONG KONG	542	249	133	INDONESIA	2 878 811	76 747	40 734
PAPUA NEW G	732	549	297	MALAYSIA	3 738 941	89 812	47 712
AUST OCEANIA	3	63	36	PHILIPPINES	2 337 148	64 578	34 582
FR POLYNESIA	15	279	147	CHINA	350 901	13 784	7 302
EXPORTS	95 171	80 221	42 557	SOUTH KOREA	381	2 110	1 122
FRANCE	12 552	13 602	7 244	JAPAN	476	2 471	1 318
BELGIUM LUX	7 302	6 033	3 193	TAIWAN	1 133	575	304
NETHERLANDS	11 819	10 399	5 499	PAPUA NEW G	9 627	238	123
ITALY	9 753	7 723	4 110	EXPORTS	34 494 145	2 084 644	1 111 911
UNITD KINGDOM	8 429	6 313	3 355	FRANCE	1 244 758	113 482	60 396
IRELAND	582	515	269	BELGIUM LUX	1 651 137	138 425	73 800
DENMARK	8 522	6 859	3 640	NETHERLANDS	14 583 742	462 904	247 836
GREECE	399	342	180	ITALY	589 728	98 082	52 164
PORTUGAL	716	985	520	UNITD KINGDOM	1 416 645	110 718	58 756
SPAIN	5 276	3 203	1 693	IRELAND	312 669	10 650	5 639
CANARY IS	85	118	58	DENMARK	4 863 858	258 808	137 949
ICELAND	117	91	40	GREECE	94 189	15 278	8 122
NORWAY	2 335	2 085	1 112	PORTUGAL	5 614	3 015	1 593
SWEDEN	2 455	1 709	891	SPAIN	74 267	26 575	14 245
FINLAND	2 063	1 138	613	CANARY IS	260	193	105
SWITZERLAND	3 904	4 497	2 380	ICELAND	539	135	73
AUSTRIA	6 363	3 221	1 703	NORWAY	124 937	17 410	9 314
YUGOSLAVIA	1 797	1 440	784	SWEDEN	713 398	70 708	37 774
TURKEY	429	158	80	FINLAND	24 148	6 726	3 575
POLAND	2 104	1 040	581	SWITZERLAND	1 027 029	95 605	50 983
HUNGARY	549	353	185	AUSTRIA	4 172 364	254 348	135 552
BULGARIA	394	299	157	ANDORRA	20	58	31
REP S AFRICA	504	497	263	MALTA	27 765	1 674	880
USA	2 035	1 937	1 027	YUGOSLAVIA	111 712	8 485	4 398
CANADA	717	922	490	TURKEY	185 730	14 681	7 701
MEXICO	231	124	64	SOVIET UNION	211	437	237
HONDURAS	138	66	35	POLAND	777 578	61 660	32 779
VENEZUELA	172	70	39	CZECHOSLOVA	588 283	47 059	25 285
BRAZIL	91	109	59	HUNGARY	550 938	57 805	31 214
ARGENTINA	93	87	43	ROMANIA	24 999	2 235	1 148
IRAQ	47	74	40	BULGARIA	162 711	14 665	7 759
ISRAEL	104	112	61	MOROCCO	872	252	134
SAUDI ARABIA	43	119	66	ALGERIA	500	469	255
KUWAIT	136	175	91	TUNISIA	1 378	99	50
MALAYSIA	87	85	46	LIBYA	487 646	23 786	13 052
SINGAPORE	310	329	167	EGYPT	21 856	2 665	1 423
SOUTH KOREA	22	146	77	SUDAN	998	82	43
JAPAN	658	1 559	822	GAMBIA	7 250	365	193
HONG KONG	56	65	37	GHANA	3 493	396	210
AUSTRALIA	683	808	423	NIGERIA	2 670	378	203
081 ANIMAL FEED STUFF				ETHIOPIA	6 000	623	334
IMPORTS	70 725 004	3 023 328	1 608 429	KENYA	811	235	122
FRANCE	2 270 762	105 218	55 927	ZIMBABWE	2 636	671	354
BELGIUM LUX	1 552 547	69 397	36 992	REP S AFRICA	3 275	2 344	1 257
NETHERLANDS	11 315 840	659 583	351 968	USA	52 150	59 060	31 302
ITALY	157 721	6 017	3 194	CANADA	2 262	2 516	1 319
UNITD KINGDOM	382 913	91 854	48 544	MEXICO	7 047	4 079	2 177
IRELAND	994	434	236	GUATEMALA	420	240	128
DENMARK	1 569 472	48 414	25 781	EL SALVADOR	471	152	80
GREECE	6 097	491	255	COSTA RICA	930	267	145
SPAIN	40 226	2 095	1 103	PANAMA	335	121	62
ICELAND	1 468	163	83	DOMINIC REP	62	125	70
NORWAY	13 917	2 253	1 187	JAMAICA	740	102	57
SWEDEN	34 688	1 337	709	COLOMBIA	70	222	118
SWITZERLAND	30 982	3 935	2 090	VENEZUELA	1 887	1 044	562
AUSTRIA	164 693	6 503	3 541	ECUADOR	1 185	547	287
YUGOSLAVIA	288 949	9 455	5 132	PERU	975	496	262
TURKEY	4 530	248	131	BRAZIL	761	720	380
POLAND	522 682	15 392	8 288	CHILE	7 714	2 073	1 093
CZECHOSLOVA	201 446	6 930	3 734	BOLIVIA	438	78	43
HUNGARY	444 626	13 233	7 045	PARAGUAY	1 059	104	55
BULGARIA	9 697	8 554	4 566	URUGUAY	972	181	97
MOROCCO	17 018	579	297	ARGENTINA	1 627	449	237
SUDAN	15 447	481	245	CYPRUS	6 958	1 079	570
GUINEA	12 307	356	188	LEBANON	2 419	230	127
IVORY COAST	177 039	4 640	2 447	SYRIA	23 344	1 803	959
NIGERIA	202 872	5 246	2 740	IRAN	11 385	1 414	757
				ISRAEL	113 546	9 286	4 890
				JORDAN	17 554	1 618	859
				SAUDI ARABIA	27 075	5 222	2 718

6 IMPORTS AND EXPORTS (SPECIAL TRADE) BY GROUPS OF THE SITC-REV. III AND BY COUNTRIES OF PRODUCTION AND CONSUMPTION 1989

GROUP COUNTRY	DT = 100 KG	1 000 DM	1 000 \$	GROUP COUNTRY	DT = 100 KG	1 000 DM	1 000 \$
KUWAIT	8 417	988	531	USA	15 067	10 129	5 386
ARAB EMIRAT	2 991	567	303	CANADA	2 532	592	315
OMAN	54	56	30	MEXICO	573	544	287
NORTH YEMEN	80 090	4 254	2 254	BRAZIL	6 743	1 267	670
PAKISTAN	4 965	1 014	533	ARGENTINA	1 356	466	251
INDIA	1 994	725	392	LEBANON	611	122	64
BANGLADESH	276	106	56	ISRAEL	13 656	3 420	1 804
SRI LANKA	1 935	210	111	INDIA	604	181	96
THAILAND	14 510	3 712	1 967	THAILAND	9 989	2 810	1 491
INDONESIA	20 424	4 418	2 365	INDONESIA	187	73	39
MALAYSIA	9 084	2 313	1 223	MALAYSIA	354	175	90
SINGAPORE	4 383	1 157	613	SINGAPORE	6 679	2 874	1 521
PHILIPPINES	3 376	1 514	788	PHILIPPINES	640	159	81
CHINA	14 423	2 289	1 222	CHINA	16 844	5 115	2 715
SOUTH KOREA	2 053	1 262	670	SOUTH KOREA	4 064	1 640	860
JAPAN	86 389	27 805	14 705	JAPAN	9 400	7 230	3 851
TAIWAN	55 022	9 390	4 987	TAIWAN	2 428	954	501
HONG KONG	6 878	4 001	2 104	HONG KONG	4 984	1 871	994
AUSTRALIA	1 471	914	481	AUSTRALIA	130	416	220
NEW ZEALAND	531	184	98				
091 MARGARINE AND SHORTENING				EXPORTS	2 990 045	1 202 264	639 061
IMPORTS	210 174	32 500	17 364	FRANCE	518 300	183 822	97 741
FRANCE	380	124	67	BELGIUM LUX	247 691	100 860	53 644
BELGIUM LUX	143 704	19 340	10 337	NETHERLANDS	496 708	132 936	70 685
NETHERLANDS	61 467	11 754	6 275	ITALY	183 456	91 641	48 755
ITALY	545	147	79	UNITD KINGDOM	168 439	89 181	47 401
UNITD KINGDOM	974	281	152	IRELAND	23 133	7 246	3 847
DENMARK	1 690	357	193	DENMARK	102 346	29 239	15 539
SWEDEN	381	138	73	GREECE	31 870	25 043	13 333
SWITZERLAND	258	109	54	PORTUGAL	19 586	11 407	6 076
USA	502	183	98	SPAIN	62 837	27 041	14 336
EXPORTS	681 438	125 000	66 661	CANARY IS	7 327	2 705	1 440
FRANCE	196 312	31 162	16 616	ICELAND	54 914	4 713	2 527
BELGIUM LUX	42 017	8 991	4 780	FAROE IS	542	102	53
NETHERLANDS	83 395	13 731	7 329	NORWAY	63 215	10 875	5 802
ITALY	127 237	24 144	12 846	SWEDEN	57 862	23 565	12 525
UNITD KINGDOM	30 880	10 017	5 323	FINLAND	16 708	7 723	4 112
IRELAND	432	86	47	SWITZERLAND	198 270	101 210	53 748
DENMARK	44 110	5 730	3 064	AUSTRIA	150 019	133 595	70 867
GREECE	22 907	3 214	1 710	MALTA	2 675	2 222	1 165
SPAIN	706	163	88	YUGOSLAVIA	19 246	10 217	5 481
CANARY IS	3 044	819	432	TURKEY	14 438	5 648	2 991
NORWAY	536	183	98	SOVIET UNION	3 130	3 292	1 842
SWEDEN	7 181	1 134	605	POLAND	288 177	26 449	13 955
FINLAND	974	410	218	CZECHOSLOVA	5 364	3 843	2 052
SWITZERLAND	2 059	1 178	628	HUNGARY	3 637	1 736	922
AUSTRIA	23 351	4 209	2 235	ROMANIA	561	745	402
YUGOSLAVIA	12 336	1 887	998	BULGARIA	3 041	2 583	1 379
TURKEY	3 388	611	329	ALGERIA	21 309	6 231	3 343
SOVIET UNION	13 216	6 445	3 415	TUNISIA	180	402	213
POLAND	29 015	4 207	2 300	LIBYA	268	123	65
HUNGARY	11 314	1 827	1 001	EGYPT	4 403	3 081	1 630
EGYPT	228	62	32	SUDAN	2 495	1 624	848
MAURITANIA	2 102	483	257	CAPE VERDE	219	126	65
REUNION	296	57	30	SENEGAL	209	75	40
MAURITIUS	9 883	1 394	744	GAMBIA	93	52	30
REP S AFRICA	110	94	50	LIBERIA	213	136	72
CYPRUS	2 409	300	159	IVORY COAST	289	108	57
LEBANON	298	52	30	TOGO	1 986	1 146	602
IRAN	5 260	1 004	543	NIGERIA	2 867	2 268	1 224
SAUDI ARABIA	1 714	338	178	ANGOLA	1 438	412	215
KUWAIT	610	120	62	ETHIOPIA	126	93	50
ARAB EMIRAT	484	111	58	KENYA	140	76	40
AFGHANISTAN	1 319	248	142	TANZANIA	218	123	65
JAPAN	520	143	78	SEYCHELLES	104	79	43
098 EDIBLE PROD.PREPRNTS,NES				MOZAMBIQUE	1 119	359	190
IMPORTS	2 455 570	1 181 749	630 082	REUNION	1 232	882	476
FRANCE	417 803	206 217	110 917	MAURITIUS	397	366	193
BELGIUM LUX	372 037	94 342	50 321	REP S AFRICA	10 780	6 231	3 304
NETHERLANDS	683 631	232 901	124 073	USA	43 482	29 669	15 777
ITALY	957 154	149 080	79 499	CANADA	16 558	9 587	5 084
UNITD KINGDOM	92 310	53 185	28 306	MEXICO	190	519	273
IRELAND	62 485	242 154	128 445	GUATEMALA	634	235	122
DENMARK	148 888	56 117	29 814	HONDURAS	222	415	217
GREECE	10 534	4 287	2 295	NICARAGUA	214	64	33
PORTUGAL	2 749	682	361	PANAMA	62	108	57
SPAIN	6 141	1 286	686	CUBA	29	115	58
NORWAY	309	314	170	DOMINIC REP	396	504	264
SWEDEN	13 007	5 269	2 802	GUADELOUPE	547	174	94
FINLAND	4 275	1 327	703	MARTINIQUE	257	79	43
SWITZERLAND	80 147	56 356	30 054	BARBADOS	81	141	73
AUSTRIA	65 476	28 096	14 994	TRINIDAD TOB	67	83	43
YUGOSLAVIA	5 374	1 148	614	COLOMBIA	444	368	193
TURKEY	22 093	4 851	2 598	VENEZUELA	21	72	38
CZECHOSLOVA	311	65	36	ECUADOR	157	140	75
HUNGARY	5 502	1 102	586	PERU	556	247	129
ROMANIA	6 680	958	515	BRAZIL	637	2 721	1 454
MOROCCO	367	1 578	848	CHILE	131	146	77
TUNISIA	208	73	38	URUGUAY	705	355	192
				ARGENTINA	22	64	32
				CYPRUS	3 303	3 028	1 601
				LEBANON	1 443	1 076	574
				SYRIA	1 062	1 021	542
				IRAQ	11 791	7 497	4 025
				IRAN	11 428	7 913	4 202
				ISRAEL	4 024	2 820	1 506

6 IMPORTS AND EXPORTS (SPECIAL TRADE) BY GROUPS OF THE SITC-REV. III AND BY COUNTRIES OF PRODUCTION AND CONSUMPTION 1989

GROUP COUNTRY	DT = 100 KG	1 000 DM	1 000 \$	GROUP COUNTRY	DT = 100 KG	1 000 DM	1 000 \$
JORDAN	2 443	2 071	1 111	MALAYSIA	100	84	45
SAUDI ARABIA	17 859	13 411	7 116	SINGAPORE	18 367	2 160	1 110
KUWAIT	5 309	3 877	2 050	MONGOLIA	821	133	71
BAHRAIN	505	498	266	SOUTH KOREA	4 447	663	348
QATAR	333	278	148	JAPAN	4 397	790	416
ARAB EMIRAT	7 707	8 147	4 349	TAIWAN	2 300	424	222
OMAN	2 325	2 530	1 340	HONG KONG	2 287	441	233
NORTH YEMEN	138	369	208	AUSTRALIA	1 505	307	161
SOUTH YEMEN	225	81	47	NEW ZEALAND	1 453	252	133
PAKISTAN	338	274	148				
BANGLADESH	821	693	367	112 ALCOHOLIC BEVERAGES			
SRI LANKA	107	119	60	IMPORTS	11 532 186	3 081 895	1 649 050
THAILAND	675	402	219	FRANCE	3 426 268	1 375 738	737 596
INDONESIA	837	1 030	542	BELGIUM LUX	114 357	13 989	7 442
MALAYSIA	2 402	2 190	1 158	NETHERLANDS	153 961	34 984	18 634
SINGAPORE	1 821	1 226	651	ITALY	4 394 645	726 470	388 107
PHILIPPINES	2 635	1 810	955	UNTD KINGDOM	146 227	128 294	68 821
CHINA	155	94	49	IRELAND	104 274	59 764	32 034
SOUTH KOREA	6 814	5 208	2 759	DENMARK	914 770	130 040	69 021
JAPAN	25 575	13 716	7 297	GREECE	329 448	90 216	48 257
TAIWAN	2 644	1 259	669	PORTUGAL	106 231	42 850	22 765
HONG KONG	5 071	4 218	2 215	SPAIN	494 377	176 413	94 459
AUSTRALIA	6 647	4 327	2 315	NORWAY	4 110	3 569	1 922
NEW ZEALAND	3 531	1 066	569	SWEDEN	1 940	943	498
				FINLAND	1 104	773	409
111 NON-ALCOHOL. BEVERAGE, NES				SWITZERLAND	8 626	8 241	4 393
IMPORTS	5 233 592	282 318	149 400	AUSTRIA	36 070	18 108	9 663
FRANCE	2 179 319	103 198	54 788	YUGOSLAVIA	339 210	37 133	19 817
BELGIUM LUX	241 178	13 293	7 071	TURKEY	15 553	6 390	3 426
NETHERLANDS	1 511 392	58 768	31 005	SOVIET UNION	66 632	36 207	19 608
ITALY	139 895	15 548	8 241	POLAND	8 482	3 593	1 918
UNTD KINGDOM	7 960	996	526	CZECHOSLOVA	223 527	17 315	9 268
IRELAND	928	119	62	HUNGARY	129 565	15 296	8 177
DENMARK	11 850	1 150	614	ROMANIA	89 317	9 548	5 098
PORTUGAL	1 421	88	46	BULGARIA	64 438	6 015	3 208
SPAIN	451	88	47	ALGERIA	2 146	563	304
SWEDEN	908	125	66	TUNISIA	48 294	5 624	2 958
SWITZERLAND	223 841	11 960	6 320	REUNION	29 865	3 370	1 823
AUSTRIA	740 726	72 660	38 329	REP S AFRICA	9 279	5 169	2 717
YUGOSLAVIA	19 633	627	330	USA	62 703	34 208	18 278
TURKEY	60 555	2 249	1 188	CANADA	4 085	2 949	1 559
HUNGARY	7 758	201	106	MEXICO	13 794	5 454	2 900
USA	729	512	274	BERMUDA	196	142	75
ISRAEL	23	63	36	CUBA	465	173	92
JORDAN	90	111	57	BAHAMAS	7 128	4 974	2 670
JAPAN	452	93	49	GUADELOUPE	1 244	208	118
EXPORTS	79 582 689	321 760	170 484	BRIT VIRG IS	87	98	51
FRANCE	423 170	44 403	23 484	MARTINIQUE	53 434	34 763	18 632
BELGIUM LUX	2 053 026	60 898	32 266	JAMAICA	20 823	7 026	3 772
NETHERLANDS	75 892 797	46 903	24 945	BARBADOS	393	106	58
ITALY	78 662	13 124	6 950	TRINIDAD TOB	8 914	14 024	7 204
UNTD KINGDOM	346 852	44 707	23 705	NETH ANTILL	7 000	1 058	566
IRELAND	1 534	348	187	GUYANA	10 775	1 690	905
DENMARK	21 908	3 436	1 819	BRAZIL	2 689	1 459	776
GREECE	50 598	14 599	7 682	CHILE	2 363	1 078	581
PORTUGAL	3 998	795	418	ARGENTINA	5 597	1 957	1 057
SPAIN	81 119	13 055	6 925	CYPRUS	44 458	1 956	1 060
CANARY IS	38 633	3 702	1 977	LEBANON	132	150	77
NORWAY	6 307	2 212	1 174	ISRAEL	707	356	185
SWEDEN	22 519	6 295	3 353	THAILAND	1 118	315	166
FINLAND	10 457	2 157	1 152	INDONESIA	393	225	117
SWITZERLAND	91 642	12 307	6 500	CHINA	3 995	1 484	792
AUSTRIA	142 879	15 913	8 475	SOUTH KOREA	1 070	358	190
MALTA	689	74	40	JAPAN	12 473	7 137	3 803
YUGOSLAVIA	6 549	699	372	TAIWAN	607	394	206
SOVIET UNION	10 780	1 313	695	AUSTRALIA	1 681	1 115	593
POLAND	41 291	4 162	2 210	EXPORTS	8 657 453	1 749 789	928 159
CZECHOSLOVA	367	70	38	FRANCE	446 956	73 188	38 781
HUNGARY	3 130	391	204	BELGIUM LUX	173 730	39 380	21 023
MOROCCO	666	81	44	NETHERLANDS	430 999	123 321	65 453
EGYPT	960	131	70	ITALY	865 187	123 201	65 089
GAMBIA	788	66	36	UNTD KINGDOM	2 696 992	487 032	259 149
TOGO	840	64	34	IRELAND	31 709	8 576	4 559
NIGERIA	737	118	62	DENMARK	142 074	35 565	18 873
ANGOLA	27 047	2 564	1 345	GREECE	81 634	16 324	8 570
MADAGASCAR	666	74	40	PORTUGAL	9 518	1 877	984
REUNION	189	126	64	SPAIN	248 984	47 634	24 937
USA	94 332	13 969	7 363	CANARY IS	54 129	7 391	3 941
CANADA	12 057	1 413	764	CEUTA MEL	1 797	2	126
CUBA	4 073	424	226	ICELAND	9 512	2 125	1 125
DOMINIC REP	84	98	49	NORWAY	61 386	14 525	7 680
GUADELOUPE	9 249	1 284	685	SWEDEN	171 823	37 743	20 028
ANTIGUA	605	69	38	FINLAND	61 537	12 045	6 363
MARTINIQUE	3 487	476	252	SWITZERLAND	201 773	35 154	18 612
NETH ANTILL	2 882	437	233	AUSTRIA	221 876	28 748	15 318
CYPRUS	1 035	113	58	ANDORRA	2 844	1 042	552
IRAQ	2 071	251	132	GIBALTAR	1 784	394	210
ISRAEL	653	89	48	MALTA	1 083	271	142
SAUDI ARABIA	4 455	1 603	856	YUGOSLAVIA	8 098	1 989	1 041
KUWAIT	1 114	201	104	TURKEY	1 514	740	387
BAHRAIN	783	92	48	SOVIET UNION	14 750	2 617	1 370
ARAB EMIRAT	2 014	289	155	POLAND	311 005	57 544	31 130
INDIA	431	62	35	CZECHOSLOVA	312	109	51

6 IMPORTS AND EXPORTS (SPECIAL TRADE) BY GROUPS OF THE SITC-REV. III AND BY COUNTRIES OF PRODUCTION AND CONSUMPTION 1989

GROUP COUNTRY	DT = 100 KG	1 000 DM	1 000 \$	GROUP COUNTRY	DT = 100 KG	1 000 DM	1 000 \$
HUNGARY	32 052	4 136	2 179	121 TOBACCO, UNMANUFACTURED			
ROMANIA	1 112	171	89	IMPORTS	1 244 837	907 165	483 248
BULGARIA	2 310	429	222	FRANCE	46 014	28 187	15 184
MOROCCO	3 020	393	207	BELGIUM LUX	7 848	2 327	1 249
ALGERIA	451	117	63	NETHERLANDS	8 666	4 307	2 289
EGYPT	5 090	797	414	ITALY	93 951	49 797	26 562
GAMBIA	2 251	322	168	UNITD KINGDOM	280	462	243
GUIN BISSAU	1 493	213	114	GREECE	80 832	46 839	24 942
GUINEA	9 935	1 461	772	FINLAND	420	417	231
SIERRA LEONE	26 548	3 785	1 997	SWITZERLAND	7 650	5 241	2 776
LIBERIA	394	117	63	MALTA	103	715	385
IVORY COAST	503	76	41	YUGOSLAVIA	9 796	6 389	3 404
GHANA	618	150	78	TURKEY	63 388	40 659	21 739
Togo	830	133	70	POLAND	278	192	102
BENIN	1 492	235	125	HUNGARY	4 663	2 420	1 279
NIGERIA	20 975	4 366	2 333	BULGARIA	17 103	10 580	5 625
CAMEROON	865	141	77	CAMEROON	306	292	148
EQUAT GUINEA	3 256	463	247	KENYA	706	374	202
GABON	2 023	286	152	UGANDA	146	74	39
CONGO	2 005	297	160	TANZANIA	6 775	2 914	1 546
ZAIRE	9 436	1 635	877	ZAMBIA	3 118	2 318	1 248
BURUNDI	1 092	168	89	ZIMBABWE	83 070	49 991	26 987
ANGOLA	128 321	18 075	9 628	MALAWI	75 481	41 928	22 457
ETHIOPIA	611	122	63	REP S AFRICA	361	117	60
SOMALIA	728	116	60	USA	306 580	358 518	190 705
KENYA	533	238	124	CANADA	11 319	7 077	3 753
TANZANIA	588	128	69	MEXICO	14 470	11 539	6 161
MOZAMBIQUE	2 812	427	224	GUATEMALA	3 073	1 985	1 067
ZAMBIA	1 455	216	118	HONDURAS	69	165	87
ZIMBABWE	659	112	62	EL SALVADOR	117	98	51
REP S AFRICA	2 347	1 308	693	NICARAGUA	90	103	56
USA	1 475 724	319 518	169 156	CUBA	4 336	2 414	1 287
CANADA	144 958	46 884	24 732	DOMINIC REP	1 733	685	370
MEXICO	45 357	10 298	5 446	COLOMBIA	3 524	3 992	2 128
BERMUDA	19 461	3 060	1 619	PERU	804	313	168
GUATEMALA	993	185	99	BRAZIL	162 943	102 147	54 239
BELIZE	175	73	38	PARAGUAY	1 013	288	155
EL SALVADOR	631	113	58	ARGENTINA	28 067	11 680	6 202
NICARAGUA	650	113	59	SYRIA	80	68	36
COSTA RICA	3 826	706	375	INDIA	7 159	4 192	2 155
PANAMA	1 231	444	233	SRI LANKA	1 499	1 044	553
CUBA	4 864	812	421	THAILAND	45 459	20 950	11 057
HAITI	11 276	1 658	884	INDONESIA	14 793	13 124	6 989
BAHAMAS	74 633	11 083	5 895	PHILIPPINES	32 450	11 103	5 885
TURKS CAICOS	2 627	408	214	CHINA	3 455	1 533	814
DOMINIC REP	191	66	35	SOUTH KOREA	79 844	54 177	28 808
AM VIRGIN IS	4 671	751	405	JAPAN	9 793	3 007	1 596
GUADELOUPE	501	76	41	TAIWAN	596	190	103
CAYMAN IS	1 153	215	113	EXPORTS	172 694	79 252	42 167
JAMAICA	2 252	865	460	FRANCE	22 874	1 521	803
BARBADOS	471	217	119	BELGIUM LUX	10 094	5 489	2 910
TRINIDAD TOB	401	164	87	NETHERLANDS	26 864	10 661	5 722
NETH ANTILL	1 569	307	168	ITALY	5 728	1 673	867
COLOMBIA	181	217	107	UNITD KINGDOM	1 271	394	207
VENEZUELA	845	329	169	DENMARK	225	69	36
FRENCH GUIAN	868	133	72	GREECE	10 285	19 071	10 101
ECUADOR	575	187	101	SPAIN	308	401	217
BRAZIL	32 863	9 089	4 891	CANARY IS	523	58	31
CHILE	3 412	926	493	SWITZERLAND	26 208	22 560	11 973
BOLIVIA	260	97	52	AUSTRIA	5 060	3 561	1 911
PARAGUAY	3 713	706	373	ANDORRA	1 175	1 008	528
URUGUAY	864	130	71	YUGOSLAVIA	6 739	3 619	1 971
ARGENTINA	565	104	54	HUNGARY	1 163	1 354	710
CYPRUS	2 499	612	326	BULGARIA	7 570	116	62
LEBANON	373	70	38	EGYPT	439	145	77
SYRIA	766	217	114	REP S AFRICA	721	183	94
IRAC	2 759	373	203	USA	40 721	6 996	3 745
ISRAEL	5 187	896	471	CUBA	4 307	312	171
JORDAN	321	77	41	122 TOBACCO, MANUFACTURED			
SAUDI ARABIA	1 760	218	113	IMPORTS	346 536	426 575	227 040
BAHRAIN	2 906	606	325	FRANCE	43 652	37 179	19 827
ARAB EMIRAT	13 587	2 242	1 189	BELGIUM LUX	39 922	78 682	41 905
OMAN	1 970	355	187	NETHERLANDS	106 737	137 757	73 254
SOUTH YEMEN	5 099	866	467	ITALY	12	64	33
PAKISTAN	276	73	37	UNITD KINGDOM	4 131	11 078	5 862
INDIA	1 831	994	532	IRELAND	16 229	31 946	17 058
BANGLADESH	1 147	178	91	DENMARK	25 804	82 188	43 725
MALDIVES	1 061	146	77	GREECE	944	951	514
SRI LANKA	1 010	193	104	PORTUGAL	64	382	200
THAILAND	1 129	352	182	CANARY IS	295	574	308
INDONESIA	352	97	51	FINLAND	48	84	42
MALAYSIA	993	321	174	SWITZERLAND	304	391	209
SINGAPORE	13 403	2 721	1 441	AUSTRIA	2 159	861	454
PHILIPPINES	1 420	385	204	USA	102 839	35 759	19 033
MONGOLIA	584	115	60	HONDURAS	36	515	276
CHINA	291	138	74	CUBA	68	3 081	1 633
SOUTH KOREA	2 907	1 356	727	DOMINIC REP	20	230	121
JAPAN	168 148	105 379	55 469	JAMAICA	9	72	38
TAIWAN	16 894	2 630	1 377	BRAZIL	405	932	493
HONG KONG	12 864	3 438	1 826	PHILIPPINES	19	75	40
AUSTRALIA	20 071	6 730	3 547				
NEW ZEALAND	6 590	2 699	1 435				
NEW CALEDON	1 011	136	75				
SHIPS SUPPL	3 567	4 853	2 583				

6 IMPORTS AND EXPORTS (SPECIAL TRADE) BY GROUPS OF THE SITC-REV. III AND BY COUNTRIES OF PRODUCTION AND CONSUMPTION 1989

GROUP COUNTRY	DT = 100 KG	1 000 DM	1 000 \$	GROUP COUNTRY	DT = 100 KG	1 000 DM	1 000 \$
EXPORTS	657 430	1 466 303	780 303	CANADA	7 934	3 915	2 076
FRANCE	185 427	484 688	257 902	BRAZIL	6 196	563	296
BELGIUM LUX	61 474	82 852	44 096	PARAGUAY	170	292	156
NETHERLANDS	44 039	71 642	37 992	ARGENTINA	333	212	109
ITALY	134 768	436 603	232 102	CYPRUS	183	381	203
UNITD KINGDOM	98 124	126 688	67 661	LEBANON	820	612	323
IRELAND	591	1 235	654	ISRAEL	195	55	32
DENMARK	3 249	8 492	4 510	PAKISTAN	30	156	84
GREECE	20 711	38 937	20 742	THAILAND	302	209	111
PORTUGAL	101	349	182	INDONESIA	25	281	149
SPAIN	2 226	7 123	3 753	SINGAPORE	8	210	110
CANARY IS	2 947	4 647	2 454	CHINA	2 484	1 537	823
NORWAY	67	176	93	SOUTH KOREA	337	87	46
SWEDEN	2 420	5 184	2 768	AUSTRALIA	68 581	22 580	12 081
FINLAND	553	349	185	NEW ZEALAND	304	275	143
SWITZERLAND	17 330	26 574	14 175	EXPORTS	1 304 362	478 536	255 047
AUSTRIA	3 026	7 944	4 210	FRANCE	60 831	21 663	11 538
ANDORRA	1 454	4 459	2 344	BELGIUM LUX	24 394	8 476	4 513
MALTA	71	157	85	NETHERLANDS	246 983	85 624	45 614
YUGOSLAVIA	9 074	30 264	15 973	ITALY	419 295	167 461	89 220
TURKEY	2 238	7 094	3 745	UNITD KINGDOM	9 467	2 390	1 262
SOVIET UNION	447	1 185	645	DENMARK	20 555	8 473	4 510
POLAND	3 002	7 472	4 010	GREECE	10 226	3 210	1 705
CZECHOSLOVA	879	2 219	1 182	PORTUGAL	7 751	2 397	1 295
HUNGARY	1 892	4 334	2 284	SPAIN	116 967	27 098	14 482
BULGARIA	152	339	175	ICELAND	106	67	36
MOROCCO	14	61	32	NORWAY	499	205	106
TUNISIA	255	699	366	SWEDEN	7 256	3 252	1 716
MAURITANIA	250	296	157	FINLAND	11 851	4 217	2 283
MALI	180	310	167	SWITZERLAND	12 982	4 635	2 451
SENEGAL	1 355	1 666	886	AUSTRIA	191 179	73 409	38 971
GAMBIA	42	101	55	YUGOSLAVIA	25 239	5 284	2 841
GUINEA	1 494	1 796	960	TURKEY	11 067	3 350	1 781
LIBERIA	154	392	210	POLAND	17 358	11 247	5 962
IVORY COAST	176	171	90	CZECHOSLOVA	32 017	14 362	7 695
TOGO	31	76	42	HUNGARY	23 594	8 233	4 433
BENIN	116	151	82	ROMANIA	2 390	395	213
CAMEROON	9 923	18 587	9 874	BULGARIA	24 903	11 392	6 161
DJIBOUTI	179	303	162	REP S AFRICA	195	67	37
REUNION	241	477	255	USA	1 033	376	195
REP S AFRICA	115	305	164	ISRAEL	115	79	43
USA	468	1 865	993	PAKISTAN	1 039	151	81
CANADA	160	263	144	INDIA	13	55	30
GUADELOUPE	323	840	447	THAILAND	2 642	1 069	565
MARTINIQUE	143	415	216	CHINA	914	176	93
VENEZUELA	91	77	42	JAPAN	1 689	1 126	614
FRENCH GUIAN	133	377	202	HONG KONG	19 302	8 491	4 548
ARGENTINA	156	209	111	212 FURSKINS, RAW			
CYPRUS	4 265	5 569	2 971	IMPORTS	11 295	248 104	131 844
IRAQ	5 540	821	431	FRANCE	118	1 214	645
IRAN	10 687	14 807	8 194	BELGIUM LUX	25	102	55
ISRAEL	171	281	150	NETHERLANDS	684	9 013	5 018
SAUDI ARABIA	10 933	15 334	8 198	ITALY	5	113	58
KUWAIT	40	152	80	UNITD KINGDOM	422	10 045	5 950
BAHRAIN	309	556	301	IRELAND	52	220	119
QATAR	126	220	118	DENMARK	3 215	105 583	55 975
ARAB EMIRAT	2 669	4 305	2 275	GREECE	7	184	99
OMAN	200	343	183	SPAIN	14	217	116
SINGAPORE	125	399	215	NORWAY	496	9 034	4 700
SOUTH KOREA	867	2 487	1 340	SWEDEN	290	8 227	4 401
JAPAN	3 602	6 273	3 331	FINLAND	1 759	33 021	17 512
TAIWAN	2 096	5 847	3 097	SWITZERLAND	43	570	308
HONG KONG	1 014	2 643	1 415	AUSTRIA	3	71	38
AUSTRALIA	190	288	155	TURKEY	16	704	373
FR POLYNESIA	999	1 559	829	SOVIET UNION	814	21 712	11 611
SHIPS SUPPL	1 039	13 485	7 172	POLAND	145	2 392	1 269
211 HIDES, SKINS(EX.FURS), RAW				CZECHOSLOVA	83	2 128	1 139
IMPORTS	878 321	276 258	147 394	HUNGARY	41	492	254
FRANCE	48 591	17 821	9 509	REP S AFRICA	242	4 089	2 161
BELGIUM LUX	30 858	15 144	8 083	USA	1 435	23 563	12 447
NETHERLANDS	181 654	47 931	25 592	CANADA	497	8 490	4 530
ITALY	93 665	10 892	5 784	SYRIA	27	72	39
UNITD KINGDOM	26 100	12 792	6 839	AFGHANISTAN	333	2 279	1 237
IRELAND	8 797	2 874	1 570	CHINA	118	1 816	949
DENMARK	21 743	9 741	5 180	HONG KONG	18	442	227
PORTUGAL	854	85	43	AUSTRALIA	279	1 461	762
SPAIN	7 217	1 207	641	NEW ZEALAND	75	630	337
NORWAY	13 929	6 590	3 523	EXPORTS	2 692	27 506	14 810
SWEDEN	21 630	7 867	4 204	FRANCE	861	1 481	783
FINLAND	11 242	2 582	1 376	BELGIUM LUX	929	10 916	5 803
SWITZERLAND	76 825	36 573	19 477	NETHERLANDS	301	5 115	2 835
AUSTRIA	156 165	47 134	25 109	ITALY	53	2 331	1 243
YUGOSLAVIA	2 313	669	367	UNITD KINGDOM	2	69	35
TURKEY	39	66	38	DENMARK	176	3 847	2 101
SOVIET UNION	31 338	8 402	4 516	GREECE	28	384	198
POLAND	15 737	420	224	SPAIN	12	288	150
HUNGARY	3 661	241	129	FINLAND	5	83	45
SUDAN	23	234	125	SWITZERLAND	22	394	215
ETHIOPIA	251	725	388	AUSTRIA	2	78	42
DJIBOUTI	76	64	34	TURKEY	1	105	57
REP S AFRICA	15 822	8 467	4 536				
BOTSWANA	1 074	807	424				
USA	19 878	5 335	2 820				

6 IMPORTS AND EXPORTS (SPECIAL TRADE) BY GROUPS OF THE SITC-REV. III AND BY COUNTRIES OF PRODUCTION AND CONSUMPTION 1989

GROUP COUNTRY	DT = 100 KG	1 000 DM	1 000 \$	GROUP COUNTRY	DT = 100 KG	1 000 DM	1 000 \$
HUNGARY	14	78	42	DENMARK	5 740	1 242	657
USA	19	1 277	695	SWITZERLAND	332	92	47
CANADA	7	244	131	AUSTRIA	2 597	1 937	1 036
ARGENTINA	3	97	50	YUGOSLAVIA	6 093	1 067	565
CHINA	30	155	82	TURKEY	16 105	2 445	1 299
HONG KONG	13	401	217	SOVIET UNION	25 522	2 108	1 110
222 OILSEED (SFT. FIX VEG. OIL)				CZECHOSLOV	2 636	580	306
IMPORTS	41 826 754	2 817 255	1 504 216	HUNGARY	40 683	5 449	2 939
FRANCE	9 822 195	914 714	488 960	BULGARIA	1 341	77	42
BELGIUM LUX	40 996	3 644	1 895	MOROCCO	120	70	37
NETHERLANDS	116 022	11 944	6 363	NIGERIA	2 500	124	63
ITALY	12 155	810	432	S TOME PRINC	10 188	558	305
UNITED KINGDOM	605 609	51 645	27 905	ETHIOPIA	3 982	389	210
IRELAND	14 863	1 461	839	KENYA	1 029	93	51
DENMARK	1 389 127	132 652	71 146	TANZANIA	10 652	955	526
SWEDEN	75 274	3 490	1 917	MOZAMBIQUE	18 065	1 072	544
AUSTRIA	265 400	12 883	6 725	MADAGASCAR	396	248	133
YUGOSLAVIA	40 228	2 804	1 452	MALAWI	772	65	33
TURKEY	847	148	78	USA	6 149	814	437
SOVIET UNION	2 203	87	47	CANADA	1 466 718	91 158	48 826
POLAND	2 105 632	92 634	49 401	PARAGUAY	16 076	1 512	853
CZECHOSLOV	61 493	2 563	1 458	ARGENTINA	977	101	52
HUNGARY	284 043	23 022	12 444	PAKISTAN	16 773	1 691	887
ROMANIA	10 034	1 043	546	INDIA	6 710	802	427
BULGARIA	133 445	7 676	4 249	SINGAPORE	1 088	97	51
EGYPT	10 092	963	514	PHILIPPINES	29 991	2 245	1 200
SUDAN	18 186	2 362	1 276	CHINA	189 365	17 189	9 417
NIGERIA	20 384	1 197	644	TAIWAN	4	380	208
KENYA	3 521	444	237	HONG KONG	164	81	40
MOZAMBIQUE	1 147	119	63	AUSTRALIA	9 072	1 463	776
MALAWI	14 844	1 978	1 038	PAPUA NEW G	163 273	12 007	6 445
REP S AFRICA	119 474	15 873	8 528	KIRIBATI	89 221	6 879	3 664
BOTSWANA	690	64	33	VANUATU	206 989	15 340	8 104
USA	15 724 371	884 711	478 593	WEST SAMOA	44 352	3 353	1 792
CANADA	363 538	16 621	8 782	EXPORTS	109 261	15 456	8 202
MEXICO	18 095	4 163	2 209	FRANCE	14 460	1 722	918
GUATEMALA	49 898	11 582	6 085	BELGIUM LUX	7 366	993	528
EL SALVADOR	11 396	2 163	1 151	NETHERLANDS	38 891	4 553	2 421
NICARAGUA	4 947	1 266	662	ITALY	8 317	1 229	649
PANAMA	2 382	480	255	UNITED KINGDOM	8 821	1 421	757
COLOMBIA	4 949	1 243	653	DENMARK	4 116	499	267
BRAZIL	6 302 546	336 352	174 810	GREECE	379	65	35
BOLIVIA	145 506	8 281	4 305	SPAIN	3 275	599	316
PARAGUAY	1 472 218	82 901	42 820	NORWAY	2 313	312	164
URUGUAY	17 052	865	471	SWEDEN	4 510	536	282
ARGENTINA	2 376 490	156 082	82 278	FINLAND	381	80	43
ISRAEL	12 359	2 994	1 638	SWITZERLAND	4 877	1 229	646
PAKISTAN	653	135	70	AUSTRIA	7 302	1 422	750
INDIA	27 196	4 011	2 108	EGYPT	500	76	44
KAMPUCHEA	14 001	687	367	ISRAEL	1 884	350	189
CHINA	89 820	13 651	7 237	231 NATURAL RUBBER, ETC.			
JAPAN	72	64	33	IMPORTS	2 437 691	481 626	255 675
HONG KONG	2 585	468	241	FRANCE	7 202	1 815	965
AUSTRALIA	10 706	1 229	649	BELGIUM LUX	153	71	41
NEW ZEALAND	5 031	644	342	NETHERLANDS	1 718	632	334
EXPORTS	2 919 225	278 268	146 440	ITALY	1 390	590	313
FRANCE	30 443	5 858	3 074	UNITED KINGDOM	6 611	2 207	1 166
BELGIUM LUX	1 214 630	108 215	57 306	SPAIN	445	202	107
NETHERLANDS	899 743	84 291	44 145	SWEDEN	630	96	53
ITALY	10 780	1 787	938	AUSTRIA	682	156	81
UNITED KINGDOM	403 459	36 957	19 362	POLAND	4 942	855	456
IRELAND	688	146	79	LIBERIA	13 757	2 655	1 410
DENMARK	256 645	25 960	13 552	IVORY COAST	173 387	34 697	18 494
GREECE	673	203	110	GHANA	2 017	290	156
PORTUGAL	270	82	42	NIGERIA	40 842	6 518	3 456
SPAIN	1 159	210	110	CAMEROON	35 847	6 557	3 510
NORWAY	4 683	614	328	ZAIRE	22 956	4 457	2 359
SWEDEN	18 576	1 773	933	USA	2 850	729	391
FINLAND	4 272	504	265	SYRIA	1 646	393	156
SWITZERLAND	6 898	1 803	948	INDIA	320	77	40
AUSTRIA	39 698	5 849	3 111	SRI LANKA	76 649	16 598	8 807
YUGOSLAVIA	1 012	161	89	THAILAND	415 530	85 682	45 365
POLAND	9 519	1 497	797	INDONESIA	333 092	65 092	34 543
CZECHOSLOV	5 412	605	315	MALAYSIA	1 233 410	240 009	127 512
HUNGARY	1 708	263	138	SINGAPORE	30 536	5 386	2 868
USA	928	549	290	PHILIPPINES	8 478	1 760	916
CANADA	3 333	259	140	JAPAN	542	189	102
GUATEMALA	428	56	30	HONG KONG	384	72	38
ECUADOR	503	60	33	PAPUA NEW G	19 624	3 550	1 892
BRAZIL	681	77	42	EXPORTS	83 698	19 526	10 384
BOLIVIA	578	77	41	FRANCE	18 214	3 731	1 992
SOUTH KOREA	227	73	38	BELGIUM LUX	3 529	864	459
223 OILSEED (OTH. FIX. VEG. OIL)				NETHERLANDS	5 619	1 289	683
IMPORTS	2 626 290	193 379	103 628	ITALY	3 693	798	423
FRANCE	9 550	1 149	613	UNITED KINGDOM	2 808	556	293
BELGIUM LUX	170 188	12 886	6 910	DENMARK	2 445	579	310
NETHERLANDS	26 350	3 814	2 038	GREECE	1 064	261	136
ITALY	681	101	53	PORTUGAL	158	80	43
UNITED KINGDOM	20 275	1 378	737	SPAIN	831	155	88
				NORWAY	188	88	47

6 IMPORTS AND EXPORTS (SPECIAL TRADE) BY GROUPS OF THE SITC-REV. III AND BY COUNTRIES OF PRODUCTION AND CONSUMPTION 1989

GROUP COUNTRY	DT = 100 KG	1 000 DM	1 000 \$	GROUP COUNTRY	DT = 100 KG	1 000 DM	1 000 \$
SWEDEN	2 101	497	268	BERMUDA	25 957	6 497	3 449
FINLAND	1 446	288	156	GUATEMALA	1 466	469	252
SWITZERLAND	4 286	1 099	579	HONDURAS	372	162	86
AUSTRIA	19 795	4 692	2 489	EL SALVADOR	457	228	121
YUGOSLAVIA	1 096	394	212	COSTA RICA	489	233	121
TURKEY	6 344	1 074	571	CUBA	1 208	609	334
POLAND	577	295	155	COLOMBIA	10 858	3 611	1 904
HUNGARY	573	149	79	VENEZUELA	8 785	2 708	1 460
ROMANIA	280	226	120	ECUADOR	10 837	2 633	1 399
USA	290	111	57	PERU	3 888	1 143	601
CHILE	162	77	42	BRAZIL	34 869	17 989	9 482
IRAQ	200	96	52	CHILE	11 529	3 294	1 741
IRAN	1 324	513	276	BOLIVIA	339	101	53
MALAYSIA	1 025	225	121	URUGUAY	6 885	2 523	1 395
SINGAPORE	4 367	873	461	ARGENTINA	22 166	6 572	3 518
				CYPRUS	541	248	132
				SYRIA	658	188	100
				IRAQ	761	630	327
				IRAN	9 863	3 445	1 793
				ISRAEL	15 464	4 044	2 156
				JORDAN	1 251	306	168
				SAUDI ARABIA	2 793	380	204
				KUWAIT	784	250	133
				BAHRAIN	324	59	31
				ARAB EMIRAT	1 405	207	108
				AFGHANISTAN	2 792	104	56
				PAKISTAN	15 632	3 667	1 937
				INDIA	24 157	7 154	3 821
				BANGLADESH	303	136	71
				SRI LANKA	425	153	78
				BURMA	859	337	179
				THAILAND	10 576	3 346	1 772
				VIETNAM	100	65	34
				INDONESIA	19 179	4 858	2 577
				MALAYSIA	5 698	1 843	978
				BRUNEI	819	75	40
				SINGAPORE	5 572	1 572	838
				PHILIPPINES	9 221	3 536	1 864
				MONGOLIA	303	111	59
				CHINA	3 195	1 158	660
				SOUTH KOREA	13 065	4 745	2 547
				JAPAN	67 974	23 605	12 490
				TAIWAN	22 558	6 142	3 240
				HONG KONG	19 724	6 807	3 635
				AUSTRALIA	5 618	1 701	911
				NEW ZEALAND	1 921	691	367
				244 CORK, NATURAL, RAW; WASTE			
				IMPORTS	73 020	15 164	8 090
				FRANCE	8 577	836	442
				NETHERLANDS	923	781	420
				ITALY	493	107	56

6 IMPORTS AND EXPORTS (SPECIAL TRADE) BY GROUPS OF THE SITC-REV. III AND BY COUNTRIES OF PRODUCTION AND CONSUMPTION 1989

GROUP COUNTRY	DT = 100 KG	1 000 DM	1 000 \$	GROUP COUNTRY	DT = 100 KG	1 000 DM	1 000 \$
NORWAY	1 053	118	63	BELGIUM LUX	587 989	11 032	5 862
SWEDEN	1 801	214	109	NETHERLANDS	861 678	13 112	6 978
SWITZERLAND	34 001	1 389	739	ITALY	2 924 317	63 322	33 595
AUSTRIA	3 889	431	224	UNITD KINGDOM	6 725	587	312
MEXICO	150	83	43	IRELAND	17 812	333	173
BRAZIL	527	255	138	DENMARK	900 237	12 756	6 759
IRAN	627	340	181	GREECE	2 295	105	56
JAPAN	460	211	112	PORTUGAL	2 694	171	93
				SPAIN	13 102	1 178	627
246 WOOD IN CHIPS, PARTICLES				SWEDEN	9 693 932	102 140	54 350
IMPORTS	7 954 640	46 319	24 655	FINLAND	1 147 081	12 612	6 681
FRANCE	2 757 705	12 439	6 641	SWITZERLAND	1 195 622	24 078	12 809
BELGIUM LUX	1 081 980	6 375	3 357	AUSTRIA	10 360 276	190 735	101 269
NETHERLANDS	1 850 500	12 757	6 793	YUGOSLAVIA	130 932	1 821	971
ITALY	111 758	2 075	1 098	TURKEY	92 523	5 928	3 130
UNITD KINGDOM	19 822	129	65	SOVIET UNION	1 423	181	97
DENMARK	152 259	1 203	640	POLAND	637	104	55
SWEDEN	234 836	1 374	730	CZECHOSLOVA	44 847	3 101	1 664
SWITZERLAND	62 673	515	274	HUNGARY	94 646	3 388	1 809
AUSTRIA	393 756	2 833	1 506	ROMANIA	5 503	669	359
SOVIET UNION	113 599	674	347	EGYPT	11 891	780	418
POLAND	474 327	1 646	876	SUDAN	1 244	218	116
CZECHOSLOVA	672 809	3 131	1 667	BAHAMAS	1 595	122	66
HUNGARY	9 686	224	119	ARGENTINA	6 935	650	361
ZAIRE	1 639	188	98	OMAN	4 075	753	403
REP S AFRICA	324	79	44	SINGAPORE	2 745	278	144
USA	8 144	244	127	JAPAN	13 337	1 641	854
MEXICO	428	77	41	TAIWAN	961	115	59
MALAYSIA	1 557	135	74				
SINGAPORE	575	65	34	248 WOOD, SIMPLY WORKED			
EXPORTS	8 373 622	99 975	53 178	IMPORTS	30 682 073	2 551 114	1 358 146
FRANCE	1 908 375	22 915	12 199	FRANCE	1 376 039	114 085	60 712
BELGIUM LUX	354 412	5 191	2 770	BELGIUM LUX	271 563	25 794	13 785
NETHERLANDS	1 401 419	18 011	9 598	NETHERLANDS	267 957	40 668	21 672
ITALY	67 848	2 241	1 192	ITALY	58 684	25 585	13 623
UNITD KINGDOM	11 301	591	316	UNITD KINGDOM	6 138	1 385	732
DENMARK	260 019	2 723	1 451	IRELAND	206	163	86
SPAIN	2 138	101	53	DENMARK	255 061	24 106	12 827
NORWAY	115 456	1 174	619	PORTUGAL	461 593	16 476	8 767
SWEDEN	783 240	8 779	4 643	SPAIN	4 186	1 299	697
FINLAND	49 668	360	192	NORWAY	1 133 191	90 239	48 041
SWITZERLAND	1 052 804	14 075	7 490	SWEDEN	6 196 292	551 245	294 002
AUSTRIA	2 339 344	22 838	12 139	FINLAND	3 513 191	308 494	163 970
YUGOSLAVIA	5 709	65	36	SWITZERLAND	67 800	8 492	4 510
LIBYA	1 236	67	36	AUSTRIA	3 618 669	245 920	130 808
USA	604	218	117	YUGOSLAVIA	75 099	11 983	6 381
CANADA	2 279	133	73	TURKEY	3 632	1 189	648
				SOVIET UNION	3 510 203	226 906	120 617
247 WOOD ROUGH,ROUGH SQUARED				POLAND	1 555 220	59 646	31 768
IMPORTS	17 335 219	618 343	329 435	CZECHOSLOVA	2 427 318	84 654	45 111
FRANCE	3 238 133	112 586	60 038	HUNGARY	81 817	5 138	2 738
BELGIUM LUX	6 793 371	142 095	75 776	ROMANIA	277 490	16 502	8 783
NETHERLANDS	551 879	7 869	4 196	BULGARIA	3 581	230	117
ITALY	2 372	99	52	MOROCCO	148	75	40
UNITD KINGDOM	49 530	5 109	2 747	LIBERIA	14 447	1 311	706
DENMARK	112 444	4 483	2 381	IVORY COAST	81 356	13 215	7 029
NORWAY	26 234	753	405	GHANA	228 146	26 018	13 894
SWEDEN	25 916	1 122	602	NIGERIA	4 524	378	197
FINLAND	42 876	2 955	1 574	CAMEROON	46 979	3 740	1 976
SWITZERLAND	112 690	3 716	1 971	CENT AFR REP	1 409	173	96
AUSTRIA	120 204	5 385	2 873	EQUAT GUINEA	1 753	135	73
YUGOSLAVIA	3 874	358	192	CONGO	25 969	2 854	1 522
SOVIET UNION	38 065	557	296	ZAIRE	40 055	5 676	3 028
POLAND	333 877	6 041	3 211	TANZANIA	2 917	998	530
CZECHOSLOVA	1 798 964	18 737	9 985	REP S AFRICA	3 850	781	417
HUNGARY	3 913	128	66	USA	964 299	152 131	80 782
LIBERIA	884 763	43 206	22 996	CANADA	701 911	102 579	54 480
IVORY COAST	67 057	4 597	2 432	MEXICO	1 187	435	230
GHANA	720 837	34 982	18 795	GUATEMALA	493	135	72
NIGERIA	1 235	243	128	HONDURAS	8 683	1 047	550
CAMEROON	418 916	27 412	14 535	GUYANA	3 825	89	45
CENT AFR REP	14 929	1 185	634	ECUADOR	3 356	1 491	791
EQUAT GUINEA	159 096	6 751	3 617	BRAZIL	88 772	8 007	4 285
GABON	146 024	9 768	5 179	CHILE	434 901	18 812	9 970
CONGO	291 971	22 896	12 270	BOLIVIA	2 493	501	264
ZAIRE	134 109	10 697	5 660	PARAGUAY	553	85	46
MOZAMBIQUE	14 506	1 723	960	ARGENTINA	4 002	198	111
MADAGASCAR	1 663	213	122	INDIA	1 350	566	298
USA	1 107 889	119 446	63 532	SRI LANKA	2 112	1 116	594
CANADA	9 070	1 562	838	BURMA	4 577	1 228	660
MEXICO	621	142	77	THAILAND	1 246	280	156
SURINAME	21 516	926	500	INDONESIA	331 096	41 597	22 216
CHILE	2 203	127	67	MALAYSIA	2 010 450	243 659	129 962
BURMA	25 134	5 520	2 913	SINGAPORE	470 293	56 427	29 994
THAILAND	217	82	47	PHILIPPINES	18 499	2 064	1 090
MALAYSIA	23 504	1 566	824	CHINA	3 404	570	301
JAPAN	30 795	13 161	6 867	SOUTH KOREA	1 495	637	338
EXPORTS	28 654 297	462 857	245 882	JAPAN	2 494	1 136	604
FRANCE	516 753	10 699	5 681	TAIWAN	221	152	79
				AUSTRALIA	1 194	114	60
				NEW ZEALAND	424	59	32
				EXPORTS	9 735 549	790 955	420 893
				FRANCE	1 249 266	100 100	53 323

6 IMPORTS AND EXPORTS (SPECIAL TRADE) BY GROUPS OF THE SITC-REV. III AND BY COUNTRIES OF PRODUCTION AND CONSUMPTION 1989

GROUP COUNTRY	DT = 100 KG	1 000 DM	1 000 \$	GROUP COUNTRY	DT = 100 KG	1 000 DM	1 000 \$
BELGIUM LUX	803 637	62 265	33 069	SWEDEN	677 012	17 845	9 484
NETHERLANDS	1 966 666	124 702	66 285	FINLAND	88 188	9 661	5 150
ITALY	983 171	58 806	31 314	SWITZERLAND	899 989	29 865	15 888
UNTD KINGDOM	697 427	56 398	30 015	AUSTRIA	3 431 079	88 841	47 266
IRELAND	11 253	960	510	YUGOSLAVIA	106 575	3 858	2 047
DENMARK	255 905	23 830	12 663	TURKEY	15 146	2 076	1 109
GREECE	32 097	4 381	2 338	SOVIET UNION	373	113	57
PORTUGAL	7 682	750	402	POLAND	35 252	2 157	1 154
SPAIN	1 004 180	50 690	27 426	CZECHOSLOVA	9 947	1 851	984
ICELAND	7 197	1 170	620	HUNGARY	162 171	2 606	1 398
NORWAY	41 344	5 573	2 958	ROMANIA	250	90	47
SWEDEN	138 976	12 914	6 850	BULGARIA	447	80	43
FINLAND	64 910	7 733	4 094	EGYPT	855	157	83
SWITZERLAND	1 321 555	149 787	79 563	KENYA	2 120	169	88
AUSTRIA	875 895	100 643	53 466	REP S AFRICA	3 123	536	288
ANDORRA	451	65	36	USA	30 311	6 369	3 382
YUGOSLAVIA	19 646	1 925	1 013	MEXICO	3 222	688	372
TURKEY	12 564	1 030	552	COLOMBIA	2 114	523	281
SOVIET UNION	3 181	1 107	588	VENEZUELA	2 252	484	256
POLAND	5 027	1 418	752	ECUADOR	679	165	91
CZECHOSLOVA	2 273	949	508	PERU	840	167	89
HUNGARY	77 578	4 738	2 503	CHILE	771	238	125
ROMANIA	659	130	67	ARGENTINA	1 826	345	184
MOROCCO	6 103	508	268	CYPRUS	292	74	40
ALGERIA	4 562	207	111	LEBANON	1 744	288	149
TUNISIA	6 090	692	354	SYRIA	8 947	599	323
LIBYA	8 091	749	397	IRAN	3 918	737	401
EGYPT	56 551	3 289	1 737	ISRAEL	2 316	591	317
GUINEA	791	63	33	SOUTH YEMEN	989	153	82
LIBERIA	1 223	109	58	PAKISTAN	7 940	1 093	588
NIGERIA	433	83	45	INDIA	1 218	179	90
ETHIOPIA	814	101	52	BANGLADESH	34 422	5 621	2 937
REP S AFRICA	861	124	63	THAILAND	53 373	4 719	2 454
USA	15 103	3 984	2 100	INDONESIA	4 160	1 170	626
CANADA	894	230	118	PHILIPPINES	4 924	330	177
SYRIA	1 700	60	31	CHINA	365	70	36
IRAQ	8 890	553	300	SOUTH KOREA	600	198	105
IRAN	406	203	106	JAPAN	5 000	1 058	568
ISRAEL	11 329	1 093	583	TAIWAN	18 466	4 314	2 276
SAUDI ARABIA	81	111	59	AUSTRALIA	5 315	1 369	724
INDIA	318	143	80				
SINGAPORE	369	80	45				
PHILIPPINES	1 482	272	145				
SOUTH KOREA	3 145	573	297				
JAPAN	19 630	4 677	2 475				
TAIWAN	757	258	141				
AUSTRALIA	984	196	107				
NEW ZEALAND	325	79	41				
251 PULP AND WASTE PAPER				261 SILK			
IMPORTS	43 812 196	5 438 265	2 893 098	IMPORTS	23 289	169 200	90 035
FRANCE	1 124 466	96 296	51 210	BELGIUM LUX	60	129	70
BELGIUM LUX	1 343 077	85 974	45 852	ITALY	664	710	377
NETHERLANDS	3 235 653	109 290	58 069	UNTD KINGDOM	160	528	279
UNTD KINGDOM	750 418	31 328	16 657	SWITZERLAND	50	1 573	832
IRELAND	4 410	159	85	SOVIET UNION	1 439	3 544	1 909
DENMARK	896 495	38 654	20 645	BRAZIL	150	1 655	885
PORTUGAL	1 810 753	249 372	132 842	INDIA	377	638	344
NORWAY	1 203 987	143 141	76 410	CHINA	18 605	150 860	80 208
SWEDEN	8 443 682	1 206 132	642 478	SOUTH KOREA	300	225	125
FINLAND	4 850 536	674 651	358 955	JAPAN	1 245	7 458	3 985
SWITZERLAND	289 011	18 366	9 770	HONG KONG	195	1 721	936
AUSTRIA	162 850	17 649	9 430	EXPORTS	15 198	129 240	68 611
SOVIET UNION	766 073	81 869	43 507	FRANCE	664	2 638	1 404
POLAND	63 088	8 194	4 373	BELGIUM LUX	297	831	445
CZECHOSLOVA	291 655	41 193	21 892	NETHERLANDS	50	71	37
HUNGARY	1 556	140	73	ITALY	11 738	119 184	63 206
BULGARIA	1 619	201	108	UNTD KINGDOM	262	936	495
MOROCCO	20 306	2 683	1 439	SWITZERLAND	484	1 816	958
TUNISIA	11 476	1 942	1 040	AUSTRIA	200	412	218
TANZANIA	2 796	809	429	TURKEY	11	102	54
SWAZILAND	1 051	109	56	JAPAN	1 417	3 153	1 739
USA	6 588 031	939 468	498 817	263 COTTON			
CANADA	8 800 274	1 247 993	663 900	IMPORTS	3 770 893	791 065	420 775
BRAZIL	861 758	120 827	64 152	FRANCE	65 559	5 658	3 020
CHILE	487 174	70 631	37 649	BELGIUM LUX	22 849	2 031	1 081
ARGENTINA	25 383	3 365	1 832	NETHERLANDS	26 557	3 048	1 613
PHILIPPINES	16 488	6 908	3 604	ITALY	46 903	3 848	2 052
CHINA	3 801	617	325	UNTD KINGDOM	9 876	3 157	1 685
JAPAN	7 837	2 398	1 259	DENMARK	3 491	472	251
HONG KONG	1 882	164	88	GREECE	246 504	40 537	21 457
AUSTRALIA	1 040	94	53	PORTUGAL	879	80	43
NEW ZEALAND	20 638	1 588	841	SPAIN	55 293	10 981	5 782
EXPORTS	14 554 923	536 454	285 231	SWITZERLAND	53 478	6 400	3 411
FRANCE	2 035 139	81 586	43 368	AUSTRIA	27 096	2 457	1 306
BELGIUM LUX	274 991	33 560	17 846	TURKEY	540 880	81 192	43 283
NETHERLANDS	4 165 707	106 455	56 638	SOVIET UNION	350 536	86 375	45 969
ITALY	1 868 100	87 500	46 477	POLAND	7 156	406	218
UNTD KINGDOM	167 431	17 914	9 538	CZECHOSLOVA	15 200	660	350
DENMARK	344 199	10 683	5 688	HUNGARY	21 261	1 330	710
GREECE	1 245	207	109	BULGARIA	3 846	672	360
SPAIN	62 327	6 386	3 425	MOROCCO	572	88	46
NORWAY	1 184	239	125	TUNISIA	508	65	33
				EGYPT	23 120	13 285	7 064
				SUDAN	103 714	16 837	8 920
				MALI	54 601	15 019	7 961
				BURKINA FASO	26 897	6 299	3 336
				NIGER	858	276	156

6 IMPORTS AND EXPORTS (SPECIAL TRADE) BY GROUPS OF THE SITC-REV. III AND BY COUNTRIES OF PRODUCTION AND CONSUMPTION 1989

GROUP COUNTRY	DT = 100 KG	1 000 DM	1 000 \$	GROUP COUNTRY	DT = 100 KG	1 000 DM	1 000 \$
CHAD	91 723	22 653	12 035	265 VEGETABLE TEXTILE FIBRES			
SENEGAL	9 769	2 593	1 372	IMPORTS	220 024	29 563	15 735
GUIN BISSAU	555	165	87	FRANCE	2 350	816	431
IVORY COAST	55 697	14 438	7 752	BELGIUM LUX	38 742	9 378	4 997
TOGO	9 475	2 233	1 182	NETHERLANDS	6 009	911	486
BENIN	6 393	1 644	864	ITALY	2 589	1 354	723
NIGERIA	782	251	138	UNITED KINGDOM	77	90	46
CAMEROON	186 071	45 791	24 438	SPAIN	311	127	66
CENT AFR REP	8 644	1 990	1 050	SWITZERLAND	497	776	409
ETHIOPIA	1 100	58	31	AUSTRIA	3 955	1 416	749
UGANDA	1 480	532	277	YUGOSLAVIA	202	67	36
TANZANIA	3 298	991	515	SOVIET UNION	252	59	32
MOZAMBIQUE	203	73	40	MOROCCO	893	59	31
MADAGASCAR	2 059	505	270	KENYA	6 226	754	406
ZIMBABWE	140 654	37 864	20 260	TANZANIA	465	71	38
REP S AFRICA	17 956	1 356	725	MADAGASCAR	8 936	1 069	564
USA	515 173	132 144	70 817	GUATEMALA	225	69	35
CANADA	585	111	58	ECUADOR	1 313	381	207
MEXICO	33 583	9 316	4 972	BRAZIL	1 419	142	75
GUATEMALA	31 454	8 514	4 515	SRI LANKA	135 405	10 162	5 401
HONDURAS	538	177	91	THAILAND	4 221	308	165
EL SALVADOR	4 667	469	240	PHILIPPINES	4 058	933	499
NICARAGUA	10 205	1 862	985	CHINA	570	437	242
PANAMA	1 970	566	294	EXPORTS	25 719	4 057	2 141
HAITI	5 454	1 110	589	FRANCE	589	124	67
COLOMBIA	60 160	10 975	5 859	BELGIUM LUX	12 475	1 372	728
VENEZUELA	32 739	2 458	1 283	NETHERLANDS	2 575	367	195
PERU	41 185	13 395	7 075	ITALY	318	168	89
BRAZIL	66 944	12 562	6 720	UNITED KINGDOM	246	213	111
PARAGUAY	62 019	17 031	8 916	DENMARK	103	102	52
URUGUAY	3 543	904	489	SWEDEN	2 018	307	162
ARGENTINA	347 120	81 573	43 097	SWITZERLAND	211	125	65
SYRIA	65 896	5 919	3 149	AUSTRIA	3 298	754	398
IRAN	38 189	1 930	1 020	YUGOSLAVIA	2 617	177	90
ISRAEL	60 098	24 247	12 882	PHILIPPINES	520	97	52
PAKISTAN	95 829	21 435	11 237	266 SYNTHETIC FIBRES			
INDIA	1 318	295	158	IMPORTS	1 428 241	570 015	303 248
THAILAND	6 253	475	257	FRANCE	91 333	40 979	21 792
CHINA	7 265	2 088	1 072	BELGIUM LUX	73 821	24 443	13 004
SOUTH KOREA	766	121	64	NETHERLANDS	213 635	84 654	45 358
JAPAN	19 605	3 406	1 802	ITALY	304 825	111 689	59 434
HONG KONG	3 561	808	428	UNITED KINGDOM	62 258	29 299	15 531
AUSTRALIA	9 118	2 662	1 455	IRELAND	96 023	30 361	16 114
EXPORTS	776 633	182 556	97 206	DENMARK	44 166	12 754	6 822
FRANCE	208 678	46 034	24 504	GREECE	2 553	655	346
BELGIUM LUX	64 271	13 071	6 969	PORTUGAL	3 108	994	527
NETHERLANDS	65 455	13 145	7 030	SPAIN	12 839	5 407	2 894
ITALY	152 993	43 184	23 049	SWEDEN	1 295	403	210
UNITED KINGDOM	86 608	15 306	8 136	FINLAND	193	81	44
IRELAND	555	166	85	SWITZERLAND	175 303	69 693	36 959
DENMARK	2 980	512	274	AUSTRIA	87 463	32 301	17 160
GREECE	3 985	1 462	783	YUGOSLAVIA	35 911	10 474	5 500
PORTUGAL	4 921	1 221	653	TURKEY	22 625	7 987	4 243
SPAIN	18 846	4 330	2 307	SOVIET UNION	5 992	1 358	724
NORWAY	1 863	460	243	POLAND	1 675	345	185
SWEDEN	19 902	4 537	2 409	CZECHOSLOVAKIA	28 832	5 527	2 956
FINLAND	5 704	951	512	HUNGARY	2 452	379	200
SWITZERLAND	43 886	9 005	4 768	ROMANIA	40 654	11 358	6 063
AUSTRIA	26 883	8 886	4 745	BULGARIA	1 012	211	109
YUGOSLAVIA	19 007	4 836	2 568	REP S AFRICA	2 393	698	368
TURKEY	4 143	1 280	658	USA	39 380	41 320	21 938
SOVIET UNION	8 225	1 930	1 031	CANADA	179	78	39
POLAND	11 028	3 309	1 759	MEXICO	1 325	296	162
CZECHOSLOVAKIA	1 098	283	152	BRAZIL	2 302	535	285
HUNGARY	1 100	263	139	INDIA	9 540	3 245	1 713
EGYPT	239	56	31	SOUTH KOREA	21 155	6 145	3 244
REP S AFRICA	952	614	329	JAPAN	36 610	33 905	18 041
CHILE	413	114	58	TAIWAN	6 896	2 216	1 177
ISRAEL	759	183	94	SOLOMON IS	148	86	44
PAKISTAN	2 230	1 198	638	EXPORTS	3 231 383	1 236 120	657 833
NEPAL	115	63	33	FRANCE	351 059	142 592	75 966
BURMA	1 256	524	284	BELGIUM LUX	326 729	148 056	78 846
THAILAND	3 662	1 358	706	NETHERLANDS	124 241	48 304	25 552
CHINA	1 837	888	471	ITALY	706 415	247 565	131 895
SOUTH KOREA	282	70	36	UNITED KINGDOM	276 045	100 194	53 341
JAPAN	1 346	384	205	IRELAND	56 340	17 171	9 143
TAIWAN	1 322	678	362	DENMARK	22 813	8 161	4 343
HONG KONG	9 656	2 145	1 127	GREECE	69 761	24 804	13 167
264 JUTE, OTH. TEXTL. BAST FIBR				PORTUGAL	31 339	10 651	5 660
IMPORTS	77 580	4 891	2 607	SPAIN	222 770	81 853	43 566
BELGIUM LUX	30 372	2 037	1 087	NORWAY	13 675	4 960	2 649
NETHERLANDS	1 901	141	79	SWEDEN	41 327	12 075	6 435
ITALY	185	67	35	FINLAND	24 091	8 141	4 317
YUGOSLAVIA	69	58	30	SWITZERLAND	23 381	12 469	6 628
BANGLADESH	37 589	1 949	1 037	AUSTRIA	78 416	36 494	19 468
CHINA	5 996	526	278	YUGOSLAVIA	63 731	22 202	11 873
EXPORTS	6 823	467	242	TURKEY	34 167	10 586	5 662
BELGIUM LUX	1 647	108	56	SOVIET UNION	111 715	58 690	31 283
NETHERLANDS	191	76	40				
AUSTRIA	247	100	51				

6 IMPORTS AND EXPORTS (SPECIAL TRADE) BY GROUPS OF THE SITC-REV. III AND BY COUNTRIES OF PRODUCTION AND CONSUMPTION 1989

GROUP COUNTRY	DT = 100 KG	1 000 DM	1 000 \$	GROUP COUNTRY	DT = 100 KG	1 000 DM	1 000 \$
POLAND	5 709	1 791	955	AUSTRIA	22 578	12 886	6 842
CZECHOSLOVAKIA	13 348	5 416	2 913	YUGOSLAVIA	5 245	3 455	1 839
HUNGARY	54 640	18 609	9 906	TURKEY	44 583	31 507	16 729
BULGARIA	319	137	75	SOVIET UNION	178	95	49
ALBANIA	599	167	91	POLAND	748	363	190
MOROCCO	53 788	18 115	9 673	CZECHOSLOVAKIA	6 484	4 525	2 422
ALGERIA	14 765	4 982	2 657	HUNGARY	9 328	5 810	3 086
TUNISIA	1 818	520	277	BULGARIA	5 142	3 072	1 575
EGYPT	38 646	13 293	7 052	MOROCCO	3 396	1 829	978
NIGERIA	734	377	202	EGYPT	197	140	76
BURUNDI	1 484	430	227	NIGERIA	122	74	40
ANGOLA	1 146	514	272	ZAIRE	1 597	1 247	667
ETHIOPIA	3 206	1 131	579	RWANDA	394	307	164
KENYA	13 621	4 842	2 558	BURUNDI	401	314	166
UGANDA	720	219	110	ANGOLA	965	655	332
TANZANIA	1 422	353	203	KENYA	200	133	69
MADAGASCAR	1 063	479	260	MOZAMBIQUE	578	518	288
MAURITIUS	812	248	129	REP S AFRICA	21 588	11 134	5 925
ZAMBIA	1 799	713	372	USA	25 702	5 970	3 172
REP S AFRICA	55 131	19 096	10 134	CANADA	665	256	136
USA	81 209	39 866	21 102	GUATEMALA	200	138	75
CANADA	5 216	2 323	1 234	COLOMBIA	186	113	60
MEXICO	7 468	3 091	1 642	ECUADOR	324	141	74
GUATEMALA	789	175	94	CHILE	188	120	65
COLOMBIA	4 481	1 658	870	SYRIA	6 338	3 987	2 038
VENEZUELA	90	67	36	IRAN	5 788	4 919	2 641
ECUADOR	30 676	10 166	5 367	ISRAEL	17 240	11 076	5 917
PERU	1 434	567	305	PAKISTAN	428	207	109
BRAZIL	702	280	149	BANGLADESH	566	405	214
CHILE	32 545	12 707	6 753	SRI LANKA	233	90	46
BOLIVIA	9 499	3 182	1 695	INDONESIA	386	238	129
URUGUAY	1 385	626	331	CHINA	13 998	14 680	7 783
ARGENTINA	459	261	141	SOUTH KOREA	202	111	60
LEBANON	821	232	125	JAPAN	635	738	389
IRAQ	17 973	6 986	3 757	TAIWAN	678	107	56
IRAN	41 856	15 142	8 066	HONG KONG	19 299	14 703	7 733
ISRAEL	28 540	8 931	4 747	NEW ZEALAND	1 784	742	404
JORDAN	789	254	134				
SAUDI ARABIA	1 488	167	89				
NORTH YEMEN	1 935	700	363				
PAKISTAN	15 942	5 030	2 666				
INDIA	3 646	1 073	569				
MALAYSIA	1 085	258	139				
PHILIPPINES	362	128	65				
CHINA	16 292	4 806	2 497				
SOUTH KOREA	1 169	641	349				
JAPAN	8 315	6 083	3 223				
TAIWAN	56 041	16 162	8 569				
AUSTRALIA	14 850	7 157	3 789				
NEW ZEALAND	2 175	847	446				
267 OTHER MAN-MADE FIBRES							
IMPORTS	1 041 118	307 491	163 835	268 WOOL, OTHER ANIMAL HAIR			
FRANCE	25 191	5 054	2 703	IMPORTS	1 096 699	1 487 252	792 514
BELGIUM LUX	73 953	13 523	7 198	FRANCE	130 057	222 492	118 574
NETHERLANDS	66 917	11 118	5 909	BELGIUM LUX	80 469	124 358	65 985
ITALY	14 571	1 888	1 003	NETHERLANDS	24 021	14 107	7 495
UNITED KINGDOM	93 561	43 077	22 961	ITALY	13 445	22 189	11 845
DENMARK	2 993	258	138	UNITED KINGDOM	36 238	42 446	22 699
SPAIN	1 679	488	264	IRELAND	212	248	132
SWEDEN	15 501	4 979	2 649	DENMARK	434	541	284
FINLAND	173 326	65 625	34 964	GREECE	5 402	1 873	1 004
SWITZERLAND	24 662	2 643	1 406	PORTUGAL	1 117	1 123	597
AUSTRIA	220 450	85 898	45 761	SPAIN	9 318	7 501	3 974
YUGOSLAVIA	23 285	7 829	4 159	ICELAND	1 074	500	263
TURKEY	2 525	184	86	NORWAY	393	232	121
SOVIET UNION	52 403	4 157	2 218	SWEDEN	210	93	50
POLAND	24 920	2 764	1 480	FINLAND	104	98	51
CZECHOSLOVAKIA	9 951	1 047	561	SWITZERLAND	7 477	16 002	8 500
HUNGARY	42 358	5 772	3 085	AUSTRIA	2 080	634	338
ROMANIA	67 324	16 042	8 538	YUGOSLAVIA	1 258	543	286
BULGARIA	3 876	300	159	TURKEY	1 179	517	276
SUDAN	696	88	46	SOVIET UNION	5 281	6 230	3 288
REP S AFRICA	5 367	363	192	POLAND	5 728	3 878	2 059
USA	59 751	26 445	14 103	HUNGARY	578	277	150
CANADA	950	301	162	BULGARIA	161	68	37
INDIA	20 361	1 874	993	MOROCCO	126 341	181 710	97 867
JAPAN	13 603	5 644	3 022	LESOTHO	105	74	39
EXPORTS	1 079 414	423 123	224 975	USA	4 223	4 766	2 531
FRANCE	97 823	38 020	20 257	CANADA	62	131	68
BELGIUM LUX	133 659	37 097	19 707	COLOMBIA	128	61	32
NETHERLANDS	85 759	20 766	11 101	PERU	3 883	4 772	2 534
ITALY	244 275	69 675	37 141	BRAZIL	14 000	15 594	8 298
UNITED KINGDOM	95 314	41 486	22 066	CHILE	4 934	8 694	4 644
IRELAND	54 239	5 249	2 792	PARAGUAY	773	750	396
DENMARK	915	373	195	URUGUAY	42 861	44 615	23 750
GREECE	29 571	21 129	11 239	ARGENTINA	47 563	43 215	22 890
PORTUGAL	2 834	1 096	591	FALKLAND IS	4 612	4 463	2 379
SPAIN	56 711	25 568	13 563	IRAN	355	2 708	1 472
CANARY IS	4 589	3 184	1 697	AFGHANISTAN	82	1 441	773
SWEDEN	3 863	1 010	544	PAKISTAN	3 061	605	325
FINLAND	5 494	2 120	1 128	INDIA	1 227	1 492	809
SWITZERLAND	45 348	19 366	10 325	SINGAPORE	115	190	104
				MONGOLIA	2 147	4 913	2 556
				CHINA	9 033	35 632	19 028
				JAPAN	752	1 067	579
				TAIWAN	162	204	109
				HONG KONG	77	247	133
				AUSTRALIA	403 232	574 100	304 993
				NEW ZEALAND	100 104	89 607	48 064
				EXPORTS	331 894	450 099	239 926
				FRANCE	27 093	31 878	16 949
				BELGIUM LUX	45 259	21 975	11 650
				NETHERLANDS	4 181	3 759	2 003
				ITALY	112 032	163 217	87 228
				UNITED KINGDOM	16 986	25 562	13 576

6 IMPORTS AND EXPORTS (SPECIAL TRADE) BY GROUPS OF THE SITC-REV. III AND BY COUNTRIES OF PRODUCTION AND CONSUMPTION 1989

GROUP COUNTRY	DT = 100 KG	1 000 DM	1 000 \$	GROUP COUNTRY	DT = 100 KG	1 000 DM	1 000 \$
IRELAND	106	164	88	UGANDA	614	119	66
DENMARK	3 040	2 223	1 182	TANZANIA	4 289	576	308
GREECE	6 874	10 616	5 655	MOZAMBIQUE	833	1 176	607
PORTUGAL	1 243	1 173	613	REP S AFRICA	6 795	1 107	584
SPAIN	1 800	1 887	1 004	SWAZILAND	186	54	30
ICELAND	386	348	184	USA	10 503	3 395	1 792
NORWAY	1 337	1 602	852	CANADA	166	170	87
SWEDEN	1 185	1 275	675	CHILE	847	264	142
FINLAND	1 266	1 179	627	PARAGUAY	1 138	180	97
SWITZERLAND	23 088	40 996	21 844	CYPRUS	593	130	68
AUSTRIA	15 157	21 873	11 608	LEBANON	15 650	2 748	1 469
YUGOSLAVIA	17 516	29 799	15 824	JORDAN	15 879	3 225	1 716
TURKEY	7 685	13 452	7 090	SAUDI ARABIA	8 889	1 108	585
POLAND	2 425	2 244	1 223	AFGHANISTAN	14 243	1 216	652
CZECHOSLOVA	1 209	761	409	PAKISTAN	52 635	4 515	2 377
HUNGARY	611	1 075	560	INDIA	24 389	1 799	951
MOROCCO	1 578	1 562	841	JAPAN	121	100	52
REP S AFRICA	480	207	111	TAIWAN	1 649	93	50
USA	2 370	1 874	995	AUSTRALIA	171	127	67
CANADA	149	300	151				
MEXICO	156	117	58	272 FERTILIZERS, CRUDE			
PERU	118	130	71	IMPORTS	12 687 601	132 516	70 583
ARGENTINA	486	828	444	FRANCE	71 501	790	421
IRAN	1 236	2 289	1 237	BELGIUM LUX	140 577	2 494	1 329
ISRAEL	664	1 145	625	NETHERLANDS	448 609	7 143	3 816
INDIA	145	207	105	ITALY	19 861	534	281
CHINA	21 602	40 501	21 607	UNITD KINGDOM	456	63	34
NORTH KOREA	80	100	51	SWEDEN	4 521	90	50
SOUTH KOREA	7 771	16 966	9 141	POLAND	5 559	224	120
JAPAN	2 834	4 151	2 233	HUNGARY	1 925	58	33
TAIWAN	1 240	1 971	1 042	MOROCCO	789 148	8 031	4 238
HONG KONG	413	664	344	ALGERIA	248 051	2 055	1 100
				REP S AFRICA	2 427 272	28 880	15 407
269 WORN CLOTHING, TEXTL. ARTL				USA	6 265 733	57 876	30 821
IMPORTS	283 902	27 223	14 485	PERU	8 559	740	394
FRANCE	15 655	2 443	1 293	CHILE	31 400	1 554	830
BELGIUM LUX	33 998	1 436	767	SYRIA	107 608	1 139	591
NETHERLANDS	108 430	9 678	5 135	ISRAEL	1 993 651	19 425	10 347
ITALY	29 877	3 345	1 778	EXPORTS	954 465	27 153	14 457
UNITD KINGDOM	3 436	1 374	754	FRANCE	52 032	2 857	1 521
DENMARK	6 286	756	395	BELGIUM LUX	253 745	3 707	1 982
GREECE	2 738	402	213	NETHERLANDS	159 957	3 657	1 936
SPAIN	886	64	34	ITALY	31 377	1 801	964
SWEDEN	665	59	32	UNITD KINGDOM	143 802	1 588	853
SWITZERLAND	11 414	1 115	593	DENMARK	3 090	134	74
AUSTRIA	12 970	933	498	SPAIN	2 795	166	88
YUGOSLAVIA	3 485	282	149	NORWAY	2 111	175	90
POLAND	9 869	756	404	SWEDEN	7 132	457	248
CZECHOSLOVA	9 404	317	172	FINLAND	382	58	30
HUNGARY	3 006	238	127	SWITZERLAND	71 367	2 500	1 324
USA	5 685	1 688	857	AUSTRIA	65 093	1 773	943
PAKISTAN	282	108	58	YUGOSLAVIA	880	57	31
INDIA	1 065	508	272	MOROCCO	2 600	144	81
THAILAND	4 442	311	164	ALGERIA	3 000	160	86
JAPAN	1 010	303	159	NIGER	3 750	141	80
HONG KONG	16 653	912	484	NIGERIA	725	110	59
EXPORTS	1 900 371	166 835	88 793	REP S AFRICA	8 213	377	203
FRANCE	246 161	18 504	9 861	USA	17 086	1 155	615
BELGIUM LUX	339 704	18 886	10 042	CANADA	805	57	31
NETHERLANDS	539 319	33 362	17 763	SAUDI ARABIA	1 428	86	46
ITALY	367 259	27 571	14 655	OMAN	1 600	173	92
UNITD KINGDOM	12 492	4 828	2 622	MALAYSIA	1 462	89	48
IRELAND	886	286	148	SINGAPORE	950	78	41
DENMARK	6 985	521	277	PHILIPPINES	1 299	77	40
GREECE	3 067	810	429	SOUTH KOREA	63 290	2 864	1 519
PORTUGAL	991	155	81	JAPAN	19 080	907	479
SPAIN	38 440	5 001	2 657	TAIWAN	21 439	972	519
CEUTA MEL	16 504	2 452	1 302	AUSTRALIA	8 949	493	261
SWEDEN	833	273	145	273 STONE, SAND AND GRAVEL			
FINLAND	4 828	892	470	IMPORTS	142 546 881	462 306	245 506
SWITZERLAND	15 454	1 632	864	FRANCE	76 213 664	97 335	51 701
AUSTRIA	2 402	884	472	BELGIUM LUX	6 537 118	23 923	12 704
TURKEY	1 228	192	106	NETHERLANDS	6 230 207	23 881	12 772
SOVIET UNION	1 661	334	181	ITALY	1 612 349	45 284	24 031
POLAND	15 106	3 782	2 074	UNITD KINGDOM	4 687 836	8 466	4 493
CZECHOSLOVA	757	61	33	IRELAND	1 314 847	3 219	1 683
HUNGARY	22 781	4 069	2 172	DENMARK	7 386 676	14 540	7 754
MOROCCO	7 701	742	396	GREECE	45 240	2 416	1 278
TUNISIA	5 301	482	254	PORTUGAL	111 969	6 165	3 263
EGYPT	1 569	203	109	SPAIN	43 220	1 515	811
MAURITANIA	608	130	67	ICELAND	1 688	77	44
BURKINA FASO	195	68	37	NORWAY	15 335 859	68 957	36 696
SENEGAL	2 478	326	176	SWEDEN	4 491 248	29 134	15 380
GUINEA	2 273	539	286	FINLAND	42 856	1 722	914
SIERRA LEONE	1 143	283	150	SWITZERLAND	148 684	5 130	2 715
LIBERIA	997	143	75	AUSTRIA	13 720 565	59 360	31 574
GHANA	18 980	4 345	2 325	YUGOSLAVIA	19 739	751	398
TOGO	28 701	5 163	2 743	TURKEY	41 058	1 920	1 009
BENIN	5 261	1 158	619	SOVIET UNION	11 656	267	138
NIGERIA	20 500	4 998	2 671	POLAND	2 554 140	2 326	1 240
EQUAT GUINEA	2 458	593	322				
ZAIRE	515	104	54				
ANGOLA	679	175	94				

6 IMPORTS AND EXPORTS (SPECIAL TRADE) BY GROUPS OF THE SITC-REV. III AND BY COUNTRIES OF PRODUCTION AND CONSUMPTION 1989

GROUP COUNTRY	DT = 100 KG	1 000 DM	1 000 \$	GROUP COUNTRY	DT = 100 KG	1 000 DM	1 000 \$
CZECHOSLOVA	721 471	1 923	1 016	DENMARK	656 190	14 363	7 599
HUNGARY	4 634	238	124	PORTUGAL	480	54	30
BULGARIA	2 966	59	31	SPAIN	6 650	1 997	1 063
MOROCCO	25 132	287	148	SWEDEN	7 431	594	318
REP S AFRICA	298 612	11 226	5 924	FINLAND	208 639	4 297	2 284
USA	45 588	12 661	6 713	SWITZERLAND	560 206	14 464	7 648
CANADA	13 561	869	454	AUSTRIA	199 607	5 291	2 810
BRAZIL	285 082	13 546	7 206	YUGOSLAVIA	128 045	3 024	1 576
IRAN	3 473	93	49	TURKEY	502	86	47
QATAR	1 519	55	30	CZECHOSLOVA	2 300	799	425
INDIA	580 952	24 384	12 914	HUNGARY	866	88	46
CHINA	4 632	133	68	ROMANIA	620	148	80
EXPORTS	256 426 318	448 751	238 175	LIBYA	1 500	543	280
FRANCE	3 919 052	12 891	6 859	EGYPT	1 778	129	65
BELGIUM LUX	37 593 354	58 337	31 005	NIGERIA	5 233	260	139
NETHERLANDS	178 196 279	237 755	126 114	ZAIRE	1 398	115	61
ITALY	1 448 329	19 451	10 351	BURUNDI	1 150	65	34
UNTD KINGDOM	425 559	5 198	2 767	ETHIOPIA	16 955	670	354
IRELAND	23 798	258	139	KENYA	1 535	222	121
DENMARK	574 319	9 329	4 960	REP S AFRICA	4 438	1 193	629
GREECE	27 868	663	349	MEXICO	625	113	60
PORTUGAL	29 580	1 687	899	GUATEMALA	5 070	151	81
SPAIN	43 535	624	395	BRAZIL	1 915	257	135
CANARY IS	3 547	90	46	PARAGUAY	2 300	99	54
ICELAND	2 794	67	34	ISRAEL	1 860	122	66
NORWAY	44 498	1 818	967	INDIA	4 254	1 424	747
SWEDEN	165 455	4 082	2 168	BURMA	6 500	407	222
FINLAND	68 231	2 061	1 116	THAILAND	3 320	792	416
SWITZERLAND	29 652 123	61 079	32 398	INDONESIA	3 456	504	269
AUSTRIA	3 600 076	17 178	9 105	MALAYSIA	6 249	339	182
YUGOSLAVIA	185 872	2 906	1 544	HONG KONG	5 402	320	172
TURKEY	4 807	241	125	277 NATURAL ABRASIVES, NES			
SOVIET UNION	2 356	177	94	IMPORTS	715 874	162 466	86 592
POLAND	22 229	494	263	FRANCE	491	438	232
CZECHOSLOVA	9 734	366	192	BELGIUM LUX	220	7 632	4 039
HUNGARY	37 778	864	457	NETHERLANDS	58 387	2 976	1 582
LIBYA	3 898	273	153	ITALY	47 505	3 614	1 928
EGYPT	13 955	361	192	UNTD KINGDOM	4 754	6 437	3 403
LIBERIA	9 000	96	52	IRELAND	262	54 641	29 168
TOGO	5 475	57	31	GREECE	436 773	2 750	1 434
NIGERIA	6 406	202	107	SPAIN	5 580	273	143
KENYA	2 771	99	54	ICELAND	81 680	613	325
TANZANIA	2 005	57	30	SWEDEN	1 182	105	57
REP S AFRICA	57 107	1 383	736	SWITZERLAND	1	2 178	1 162
USA	6 899	683	365	AUSTRIA	2 978	203	106
CUBA	3 660	244	125	YUGOSLAVIA	6 897	797	425
JAMAICA	1 400	92	48	TURKEY	43 212	1 460	778
URUGUAY	4 383	116	59	SOVIET UNION	1 248	704	374
IRAQ	3 025	128	67	HUNGARY	245	245	129
IRAN	7 501	554	288	SENEGAL	73	73	40
ISRAEL	10 650	432	229	GHANA	1 066	555	555
SAUDI ARABIA	8 864	245	128	ZAIRE	2 724	1 444	1 444
INDIA	588	95	46	TANZANIA	349	188	188
BANGLADESH	9 845	300	156	REP S AFRICA	12 195	6 497	29 843
SRI LANKA	12 110	276	147	USA	55 859	1 982	1 073
THAILAND	19 177	598	318	BRAZIL	265	265	144
INDONESIA	17 895	411	218	INDIA	7 380	318	167
MALAYSIA	23 420	662	350	JAPAN	1	1 037	550
BRUNEI	1 215	78	41	HONG KONG	436	231	231
SINGAPORE	8 242	334	177	AUSTRALIA	3 903	960	504
PHILIPPINES	50 901	1 163	610	EXPORTS	3 614 127	77 276	41 279
CHINA	3 660	114	58	FRANCE	12 365	2 085	1 108
SOUTH KOREA	2 098	215	117	BELGIUM LUX	69 160	4 330	2 320
JAPAN	6 860	363	193	NETHERLANDS	3 256 526	7 171	3 799
TAIWAN	2 311	136	72	ITALY	583	914	480
HONG KONG	5 254	237	126	UNTD KINGDOM	336	6 810	3 820
AUSTRALIA	16 909	425	222	IRELAND	2	755	401
NEW ZEALAND	1 461	73	38	DENMARK	1 101	135	70
274 SULPHUR, UNRSTD. IRON PYRS				GREECE	88	13 015	6 928
IMPORTS	1 965 101	39 200	20 924	PORTUGAL	465	1 613	862
FRANCE	28 366	2 344	1 244	SPAIN	1 035	1 162	619
BELGIUM LUX	33 032	221	119	FINLAND	1 574	108	55
NETHERLANDS	46 984	948	506	SWITZERLAND	265 006	13 469	7 210
UNTD KINGDOM	4 513	475	250	AUSTRIA	1 679	13 377	7 078
DENMARK	62 482	337	180	YUGOSLAVIA	309	446	238
FINLAND	315 868	2 240	1 217	TURKEY	1 087	576	576
YUGOSLAVIA	293 606	2 510	1 296	POLAND	1 196	951	504
POLAND	43 024	1 021	563	CZECHOSLOVA	30	90	46
CZECHOSLOVA	22 002	568	305	HUNGARY	56	154	79
HUNGARY	1 030	60	31	REP S AFRICA	42	490	257
USA	201 649	5 084	2 672	USA	190	3 852	2 033
CANADA	868 014	19 866	10 670	CANADA	60	293	154
JAPAN	592	170	91	BRAZIL	14	1 852	983
EXPORTS	6 275 874	144 353	76 507	INDIA	2	1 578	850
FRANCE	1 039 312	21 581	11 453	NORTH KOREA	21	101	54
BELGIUM LUX	390 962	8 484	4 529	JAPAN	3	648	345
NETHERLANDS	1 733 150	35 268	18 690	HONG KONG		291	152
ITALY	10 145	569	302	278 OTHER CRUDE MINERALS			
UNTD KINGDOM	1 247 805	24 872	13 169	IMPORTS	74 934 188	1 437 616	764 357
IRELAND	1 583	130	69				

6 IMPORTS AND EXPORTS (SPECIAL TRADE) BY GROUPS OF THE SITC-REV. III AND BY COUNTRIES OF PRODUCTION AND CONSUMPTION 1989

GROUP COUNTRY	DT = 100 KG	1 000 DM	1 000 \$	GROUP COUNTRY	DT = 100 KG	1 000 DM	1 000 \$
FRANCE	10 844 044	132 356	70 537	ZIMBABWE	1 008	103	54
BELGIUM LUX	9 604 374	73 879	39 244	REP S AFRICA	29 031	2 238	1 185
NETHERLANDS	9 520 991	122 201	65 213	USA	130 837	4 254	2 259
ITALY	1 250 997	54 388	28 999	CANADA	8 532	575	303
UNITD KINGDOM	7 432 514	154 500	82 248	MEXICO	3 566	484	258
IRELAND	185 120	12 859	6 854	GUATEMALA	20 537	317	169
DENMARK	862 611	10 157	5 402	COSTA RICA	577	78	41
GREECE	2 759 696	58 156	30 867	CUBA	574	129	73
PORTUGAL	22 805	635	341	DOMINIC REP	929	56	31
SPAIN	1 853 443	39 630	21 088	GUADELOUPE	8 208	211	111
ICELAND	12 996	782	412	MARTINIQUE	18 463	627	332
NORWAY	8 086 693	47 833	25 510	NETH ANTILL	5 550	281	149
SWEDEN	479 449	3 468	1 825	COLOMBIA	1 394	185	96
FINLAND	595 049	17 422	9 301	VENEZUELA	14 444	2 863	1 525
SWITZERLAND	1 004 101	3 065	1 624	SURINAME	6 168	123	65
AUSTRIA	3 320 367	57 359	30 428	FRENCH GUIAN	2 989	116	62
YUGOSLAVIA	121 105	1 717	892	ECUADOR	2 632	547	296
TURKEY	1 753 814	58 353	30 861	PERU	1 466	279	148
SOVIET UNION	312 687	7 929	4 247	BRAZIL	11 334	1 912	1 021
POLAND	63 882	2 949	1 570	CHILE	3 683	667	346
CZECHOSLOV	2 831 469	52 269	27 851	URUGUAY	1 726	130	69
HUNGARY	200 327	3 356	1 773	ARGENTINA	16 566	5 096	2 688
ROMANIA	1 900	62	32	CYPRUS	3 371	118	62
BULGARIA	21 167	784	425	LEBANON	2 945	631	336
MOROCCO	115 667	1 896	984	SYRIA	1 901	116	62
TUNISIA	119 609	1 635	867	IRAQ	22 749	1 523	816
ZAIRE	2 565	231	121	IRAN	26 719	1 765	935
KENYA	187 139	4 528	2 407	ISRAEL	9 190	890	471
MADAGASCAR	34 270	5 622	3 011	JORDAN	5 951	207	109
ZIMBABWE	125 591	10 440	5 574	SAUDI ARABIA	38 760	1 683	893
REP S AFRICA	2 916 793	189 259	100 101	KUWAIT	4 898	232	125
USA	2 969 462	113 125	60 112	QATAR	9 836	146	77
CANADA	278 391	28 177	14 954	ARAB EMIRAT	8 761	281	149
MEXICO	460 710	20 221	10 683	PAKISTAN	17 803	751	396
TRINIDAD TOB	83 248	4 364	2 295	INDIA	8 201	1 316	697
BRAZIL	633 879	23 926	12 714	BANGLADESH	4 545	156	82
CYPRUS	3 555	144	77	BURMA	657	112	58
ISRAEL	167 054	15 933	8 425	THAILAND	3 608	475	250
INDIA	178 561	6 138	3 271	INDONESIA	16 842	1 936	1 018
BANGLADESH	5 300	174	90	MALAYSIA	450 737	8 148	4 323
SRI LANKA	3 004	753	403	SINGAPORE	692 546	13 078	7 021
THAILAND	132 307	6 399	3 412	PHILIPPINES	122 309	1 731	923
PHILIPPINES	2 680	81	41	CHINA	1 091	74	41
CHINA	2 542 883	61 168	32 708	SOUTH KOREA	19 148	1 566	833
NORTH KOREA	628 475	15 946	8 530	JAPAN	78 255	3 412	1 834
SOUTH KOREA	15 244	911	482	TAIWAN	24 970	3 826	2 019
JAPAN	23 795	5 355	2 852	HONG KONG	79 586	1 129	594
HONG KONG	11 393	532	273	AUSTRALIA	14 405	2 060	1 094
AUSTRALIA	145 849	4 142	2 214	PAPUA NEW G	34 663	1 056	556
EXPORTS	122 771 962	852 983	453 799	NEW ZEALAND	11 749	590	314
FRANCE	22 412 626	138 260	73 624	SOLOMON IS	2 725	75	37
BELGIUM LUX	20 661 585	78 587	41 860	NEW CALEDON	1 500	65	34
NETHERLANDS	45 998 228	120 565	64 080	FIJI	29 626	873	461
ITALY	15 649 722	161 024	85 702	WEST SAMOA	6 542	112	60
UNITD KINGDOM	1 511 770	20 884	11 073	FR POLYNESIA	25 758	484	252
IRELAND	245 154	2 948	1 574	281 IRON ORE, CONCENTRATES			
DENMARK	1 370 185	13 411	7 124	IMPORTS	472 828 938	2 500 090	1 331 450
GREECE	29 708	2 288	1 209	BELGIUM LUX	437 137	718	384
PORTUGAL	28 033	2 659	1 424	NETHERLANDS	422 441	2 985	1 599
SPAIN	776 262	29 740	15 876	ITALY	6 120	76	39
CANARY IS	1 208	59	32	UNITD KINGDOM	5 744	218	119
ICELAND	30 392	314	169	DENMARK	35 050	614	319
NORWAY	832 446	11 276	6 035	NORWAY	6 690 871	38 915	20 862
SWEDEN	3 111 478	34 668	18 445	SWEDEN	63 102 421	366 337	195 118
FINLAND	2 063 456	23 626	12 640	SOVIET UNION	308 971	2 418	1 240
SWITZERLAND	2 544 227	33 694	17 911	MAURITANIA	261 750	1 139	592
AUSTRIA	2 163 412	45 443	24 152	LIBERIA	53 017 123	282 065	149 860
MALTA	3 838	129	65	REP S AFRICA	18 451 966	81 640	43 860
YUGOSLAVIA	84 878	8 766	4 653	USA	230 200	805	413
TURKEY	58 819	7 444	3 932	CANADA	48 947 471	250 153	133 222
SOVIET UNION	13 770	585	306	VENEZUELA	6 383 410	27 612	14 627
POLAND	53 200	3 524	1 880	BRAZIL	199 974 757	1 067 351	567 419
CZECHOSLOV	73 663	10 684	5 659	CHILE	8 115 663	60 211	32 064
HUNGARY	76 199	3 443	1 818	INDIA	2 331 258	17 448	9 349
ROMANIA	20 374	4 159	2 178	AUSTRALIA	64 096 395	299 325	160 134
BULGARIA	23 455	2 059	1 081	EXPORTS	361 428	1 895	1 012
ALBANIA	1 389	108	54	FRANCE	85 914	310	166
MOROCCO	15 546	579	311	BELGIUM LUX	215 762	502	270
ALGERIA	12 193	585	313	NETHERLANDS	10 012	267	137
TUNISIA	2 559	224	122	SWITZERLAND	2 198	83	45
LIBYA	112 715	2 321	1 239	AUSTRIA	43 198	528	287
EGYPT	22 359	2 057	1 087	COLOMBIA	2 267	89	47
SIERRA LEONE	4 204	100	54	282 FERROUS WASTE AND SCRAP			
LIBERIA	55 824	1 415	748	IMPORTS	12 334 392	562 471	299 551
IVORY COAST	17 402	537	283	FRANCE	2 990 091	108 661	57 648
GHANA	1 843	114	60	BELGIUM LUX	931 990	27 423	14 671
TOGO	1 176	79	41	NETHERLANDS	4 150 685	118 012	63 133
NIGERIA	443 397	8 248	4 388	ITALY	173 643	43 435	23 301
CAMEROON	11 332	338	192	UNITD KINGDOM	499 409	36 271	19 346
GABON	85 108	1 935	1 036				
CONGO	30 288	790	417				
ANGOLA	7 786	101	55				
ETHIOPIA	6 080	117	60				
KENYA	790	95	51				
REUNION	14 844	405	217				

6 IMPORTS AND EXPORTS (SPECIAL TRADE) BY GROUPS OF THE SITC-REV. III AND BY COUNTRIES OF PRODUCTION AND CONSUMPTION 1989

GROUP COUNTRY	DT = 100 KG	1 000 DM	1 000 \$	GROUP COUNTRY	DT = 100 KG	1 000 DM	1 000 \$
IRELAND	2 049	491	258	284 NICKEL ORES,CONCTR,MATTE			
DENMARK	1 736 026	45 900	24 465	IMPORTS	121 370	240 048	127 658
GREECE	12 270	2 733	1 444	FRANCE	230	163	88
PORTUGAL	2 669	751	400	ITALY	59	151	82
SPAIN	25 598	6 753	3 615	UNITD KINGDOM	417	1 106	586
NORWAY	50 013	7 021	3 704	NORWAY	121	431	231
SWEDEN	140 954	7 743	4 106	FINLAND	193	215	114
FINLAND	6 359	1 725	915	SOVIET UNION	601	885	475
SWITZERLAND	168 519	29 801	15 852	USA	959	418	236
AUSTRIA	170 510	15 908	8 453	CANADA	13 083	30 468	16 147
MALTA	304	83	43	SOUTH KOREA	626	1 111	638
YUGOSLAVIA	18 609	3 608	1 924	TAIWAN	1 061	2 467	1 299
TURKEY	33 034	9 604	5 108	AUSTRALIA	102 982	202 600	107 740
SOVIET UNION	37 715	915	487	EXPORTS	476	128	68
POLAND	678 784	14 060	7 432	285 ALUMINIUM ORE,CONCTR.ETC			
CZECHOSLOVA	96 704	8 819	4 768	IMPORTS	39 128 947	845 783	442 697
HUNGARY	101 823	8 454	4 468	FRANCE	163 378	17 746	9 561
BULGARIA	14 823	2 916	1 563	BELGIUM LUX	5 913	299	155
EGYPT	6 168	1 423	756	NETHERLANDS	134 989	17 188	9 146
NIGERIA	8 709	134	68	ITALY	2 449 337	141 062	73 857
KENYA	236	76	43	UNITD KINGDOM	13 116	2 343	1 261
MOZAMBIQUE	13 586	3 903	2 056	IRELAND	1 665 657	97 261	51 824
REP S AFRICA	1 830	463	239	GREECE	226 040	1 904	1 023
SWAZILAND	495	101	55	SPAIN	695 955	30 996	16 405
USA	176 138	38 989	20 637	NORWAY	411	103	55
CANADA	16 720	3 857	2 015	SWEDEN	10 213	1 492	801
CUBA	2 484	745	400	FINLAND	847	87	45
TRINIDAD TOB	135	108	56	SWITZERLAND	1 373	426	229
VENEZUELA	369	76	44	AUSTRIA	2 153	250	134
ARGENTINA	490	252	138	HUNGARY	12 947	1 319	726
CYPRUS	217	72	38	GUINEA	11 096 633	79 456	41 960
ISRAEL	8 073	806	424	SIERRA LEONE	8 519 182	53 542	28 504
JORDAN	379	85	43	GHANA	988 153	6 953	3 665
KUWAIT	3 812	1 002	528	USA	12 414	5 313	2 830
MALAYSIA	1 141	298	157	CANADA	11 761	1 926	1 007
SINGAPORE	620	100	51	CUBA	9 709	220	111
SOUTH KOREA	1 037	179	95	JAMAICA	1 954 439	119 503	63 454
JAPAN	700	105	55	GUYANA	312 196	10 868	5 741
TAIWAN	3 076	791	426	SURINAME	696 846	35 960	19 170
AUSTRALIA	37 403	7 480	3 941	BRAZIL	798	87	46
UNITD COUNTR	6 931	183	98	CHINA	1 566 349	31 670	16 844
EXPORTS	48 466 118	1 581 261	839 029	JAPAN	671	888	474
FRANCE	3 545 742	91 186	48 095	AUSTRALIA	8 575 793	186 819	99 616
BELGIUM LUX	7 821 033	327 005	173 176	EXPORTS	3 185 175	238 121	126 791
NETHERLANDS	9 983 760	254 746	134 895	FRANCE	164 714	12 801	6 808
ITALY	20 120 705	550 829	293 284	BELGIUM LUX	112 248	7 156	3 812
UNITD KINGDOM	203 805	12 963	6 820	NETHERLANDS	61 668	4 077	2 169
DENMARK	612 427	15 202	7 957	ITALY	496 458	55 918	29 772
GREECE	56 681	1 532	820	UNITD KINGDOM	70 630	9 727	5 153
PORTUGAL	49 585	1 228	656	IRELAND	18	65	35
SPAIN	1 490 610	54 602	29 101	DENMARK	5 532	389	203
NORWAY	464 073	9 547	5 081	GREECE	698	125	66
SWEDEN	1 667 192	196 491	104 073	PORTUGAL	7 005	839	446
SWITZERLAND	1 018 310	24 382	12 940	SPAIN	64 801	6 572	3 490
AUSTRIA	512 553	17 634	9 403	NORWAY	12 324	783	421
GIBRALTAR	5 086	123	66	SWEDEN	253 420	3 051	1 629
YUGOSLAVIA	149 577	4 644	2 452	FINLAND	8 075	973	519
TURKEY	46 439	1 208	630	SWITZERLAND	68 618	5 970	3 178
POLAND	5 458	118	64	AUSTRIA	1 407 875	63 920	34 010
CZECHOSLOVA	95 670	1 201	645	YUGOSLAVIA	34 261	4 255	2 249
BULGARIA	6 751	63	33	TURKEY	17 114	2 157	1 145
USA	17 359	804	422	POLAND	29 881	3 145	1 689
BRAZIL	184 853	4 327	2 364	CZECHOSLOVA	2 186	487	258
INDIA	376 543	9 864	5 216	HUNGARY	5 260	442	232
THAILAND	21 670	838	458	ROMANIA	80 551	12 255	6 566
SOUTH KOREA	4 772	349	180	BULGARIA	576	148	78
TAIWAN	550	193	103	EGYPT	3 230	407	217
283 COPPER ORES,CONCENTRATES				LIBERIA	1 430	152	80
IMPORTS	6 301 618	1 042 238	557 819	REP S AFRICA	6 876	1 071	563
FRANCE	8 552	842	446	USA	45 795	15 509	8 254
BELGIUM LUX	762	391	202	CANADA	1 666	1 141	603
PORTUGAL	1 157 045	115 035	60 859	MEXICO	7 345	744	393
SPAIN	46 378	23 339	12 318	COLOMBIA	618	111	58
NORWAY	257 639	26 670	14 438	VENEZUELA	3 453	353	185
MOROCCO	85 411	13 803	7 390	BRAZIL	7 956	1 323	700
REP S AFRICA	1 752	1 232	631	CHILE	540	64	34
USA	1 200 544	168 180	88 672	ARGENTINA	3 960	658	352
MEXICO	105 000	14 282	7 711	IRAN	340	67	35
PERU	766 503	172 335	89 279	ISRAEL	1 307	265	138
BRAZIL	43 001	6 307	3 622	SAUDI ARABIA	457	65	35
CHILE	244 716	37 328	20 376	INDIA	9 200	1 224	652
CYPRUS	29 100	2 398	1 247	THAILAND	575	100	53
BURMA	2 742	553	317	PHILIPPINES	1 167	95	51
AUSTRALIA	21 715	5 845	3 156	SOUTH KOREA	315	543	294
PAPUA NEW G	2 330 448	453 624	247 115	JAPAN	10 841	6 082	3 236
EXPORTS	17 934	2 196	1 177	TAIWAN	248	103	53
BELGIUM LUX	16 209	1 967	1 058	HONG KONG	170 589	12 263	6 597
ITALY	1 250	181	94	AUSTRALIA	1 628	203	106

6 IMPORTS AND EXPORTS (SPECIAL TRADE) BY GROUPS OF THE SITC-REV. III AND BY COUNTRIES OF PRODUCTION AND CONSUMPTION 1989

GROUP COUNTRY	DT = 100 KG	1 000 DM	1 000 \$	GROUP COUNTRY	DT = 100 KG	1 000 DM	1 000 \$
286 URANIUM, THORIUM ORES, ETC				288 NON-FERROUS WASTE, SCRAP			
EXPORTS	73 868	147	78	IMPORTS	10 991 561	2 812 068	1 496 643
CZECHOSLOVAKIA	73 868	147	78	FRANCE	1 186 456	392 042	208 530
287 ORE, CONCENTR. BASE METALS				BELGIUM LUX	671 920	158 698	84 484
IMPORTS	22 711 889	1 184 721	627 495	NETHERLANDS	1 888 759	502 186	267 141
FRANCE	2 123	517	268	ITALY	434 405	93 150	49 546
BELGIUM LUX	46 606	31 722	16 894	UNITED KINGDOM	1 065 199	337 525	179 682
NETHERLANDS	41 076	20 555	10 935	IRELAND	43 813	14 893	7 336
ITALY	553	126	67	DENMARK	520 299	124 664	66 368
UNITED KINGDOM	7 716	3 522	1 878	GREECE	25 573	5 045	2 670
IRELAND	630 180	48 706	25 659	PORTUGAL	12 229	4 748	2 518
DENMARK	2 624	181	94	SPAIN	62 980	31 385	16 425
GREECE	19 115	726	391	ICELAND	2 006	508	269
PORTUGAL	3 302	2 826	1 504	NORWAY	296 702	63 155	33 590
SPAIN	49 935	2 915	1 547	SWEDEN	69 507	16 910	9 016
NORWAY	2 438 778	31 654	16 774	FINLAND	47 841	9 860	5 279
SWEDEN	945 359	81 096	43 007	SWITZERLAND	490 549	131 061	69 689
FINLAND	21 996	1 484	767	AUSTRIA	419 277	89 114	47 319
SWITZERLAND	665	59	31	GIBRALTAR	1 445	466	251
AUSTRIA	893	384	198	MALTA	1 225	377	202
YUGOSLAVIA	30 577	1 020	551	YUGOSLAVIA	24 911	8 545	4 654
TURKEY	602 979	22 040	11 624	TURKEY	15 255	4 056	2 145
SOVIET UNION	89 864	2 740	1 459	SOVIET UNION	85 195	27 804	14 881
POLAND	2 316	164	90	POLAND	62 358	15 494	8 236
CZECHOSLOVAKIA	76 262	6 308	3 365	CZECHOSLOVAKIA	111 568	15 043	7 909
HUNGARY	127	97	51	HUNGARY	152 205	31 071	16 749
ALBANIA	215 759	6 914	3 730	ROMANIA	2 115	858	457
MOROCCO	71 907	6 328	3 344	BULGARIA	18 516	7 021	3 875
EGYPT	45 400	396	209	ALBANIA	5 781	2 942	1 554
SIERRA LEONE	95 559	9 752	5 249	MOROCCO	11 790	4 418	2 369
NIGERIA	1 280	844	448	ALGERIA	5 437	1 912	997
GABON	453 676	9 254	4 846	TUNISIA	19 762	9 006	4 806
ZAIRE	6 288	4 163	2 233	LIBYA	2 609	818	435
BURUNDI	1 145	1 452	775	EGYPT	29 316	12 036	6 481
ZIMBABWE	86	66	35	SUDAN	600	183	94
REP S AFRICA	6 220 854	143 499	76 008	MAURITANIA	200	73	37
USA	133 273	64 711	34 379	LIBERIA	1 844	521	273
CANADA	4 784 597	312 538	165 068	IVORY COAST	380	166	90
GREENLAND	593 409	48 951	26 246	GHANA	7 840	2 503	1 336
MEXICO	269 014	25 146	13 140	TOGO	1 373	473	252
HONDURAS	114 240	10 511	5 681	BENIN	205	98	53
CUBA	83 062	2 136	1 107	NIGERIA	47 255	15 005	7 998
PERU	428 640	40 464	21 452	CAMEROON	338	96	52
BRAZIL	499 881	12 863	6 875	ZAIRE	1 589	1 146	613
CHILE	11 138	9 905	5 253	ANGOLA	297	97	53
BOLIVIA	40 961	4 272	2 320	DJIBOUTI	937	276	146
INDIA	277 199	7 134	3 817	KENYA	4 430	1 555	836
SRI LANKA	312 498	4 954	2 688	TANZANIA	1 025	338	181
BURMA	70 613	5 102	2 668	MAURITIUS	668	204	113
THAILAND	50 140	6 884	3 642	ZIMBABWE	10 029	6 082	3 183
VIETNAM	1 657	1 274	680	REP S AFRICA	104 392	82 561	43 731
MALAYSIA	7 382	1 902	1 025	USA	646 100	262 260	140 166
PHILIPPINES	197 696	4 604	2 437	CANADA	1 750 814	100 402	53 269
MONGOLIA	680	428	233	MEXICO	1 716	9 537	5 151
CHINA	35 087	22 937	12 211	GUATEMALA	733	198	108
JAPAN	250	66	36	NICARAGUA	1 560	307	156
HONG KONG	2 953	441	227	COSTA RICA	403	191	102
AUSTRALIA	2 672 035	155 948	82 257	PANAMA	929	235	128
EXPORTS	1 084 388	120 231	63 681	DOMINIC REP	1 552	608	317
FRANCE	263 194	25 164	13 293	TRINIDAD TOB	1 625	372	195
BELGIUM LUX	271 230	26 690	14 122	VENEZUELA	23 750	9 302	4 935
NETHERLANDS	266 478	25 473	13 429	SURINAME	869	292	155
ITALY	29 738	2 342	1 250	BRAZIL	49 484	4 120	2 109
UNITED KINGDOM	10 347	1 150	611	CHILE	2 289	836	450
DENMARK	8 314	317	170	BOLIVIA	84	125	65
SPAIN	27 937	1 722	916	URUGUAY	38	644	370
SWEDEN	4 732	498	267	ARGENTINA	2 046	625	337
FINLAND	663	222	119	CYPRUS	7 768	2 589	1 385
SWITZERLAND	8 396	593	313	LEBANON	15 863	5 782	3 096
AUSTRIA	55 646	10 485	5 575	SYRIA	1 097	377	192
YUGOSLAVIA	37 923	4 512	2 379	IRAQ	414	61	34
TURKEY	1 475	123	64	ISRAEL	51 904	16 970	9 014
POLAND	2 506	520	283	JORDAN	14 867	5 455	2 945
CZECHOSLOVAKIA	17 471	3 794	2 005	SAUDI ARABIA	64 310	47 654	25 315
HUNGARY	36 583	3 302	1 757	KUWAIT	21 390	8 342	4 445
ROMANIA	7 792	770	412	BAHRAIN	623	211	112
BULGARIA	1 204	183	99	ARAB EMIRAT	38 469	12 117	6 507
EGYPT	10 042	878	466	PAKISTAN	476	205	110
BURKINA FASO	2 782	164	87	INDIA	978	870	457
NIGERIA	619	87	48	SRI LANKA	892	419	232
USA	1 376	8 122	4 354	THAILAND	22 186	23 146	12 342
IRAN	3 570	154	81	INDONESIA	427	174	100
SAUDI ARABIA	4 750	1 482	789	MALAYSIA	74 723	18 508	9 970
PAKISTAN	2 314	161	87	SINGAPORE	8 342	4 704	2 518
INDIA	80	697	367	PHILIPPINES	442	1 861	939
INDONESIA	1 230	82	44	CHINA	4 501	1 798	948
AUSTRALIA	2 454	225	121	NORTH KOREA	390	137	75
				SOUTH KOREA	4 506	7 473	3 951
				JAPAN	5 003	8 158	4 270
				TAIWAN	17 141	6 399	3 372
				HONG KONG	24 222	8 772	4 603
				AUSTRALIA	162 324	10 314	5 479
				NEW ZEALAND	2 047	849	459
				NEW CALEDON	293	96	53

6 IMPORTS AND EXPORTS (SPECIAL TRADE) BY GROUPS OF THE SITC-REV. III AND BY COUNTRIES OF PRODUCTION AND CONSUMPTION 1989

GROUP COUNTRY	DT = 100 KG	1 000 DM	1 000 \$	GROUP COUNTRY	DT = 100 KG	1 000 DM	1 000 \$
EXPORTS	6 385 338	1 303 817	693 473	EXPORTS	15 386	26 837	14 291
FRANCE	785 780	102 195	54 264	FRANCE	81	1 127	604
BELGIUM LUX	1 838 377	228 423	120 980	BELGIUM LUX	5 267	11 677	6 276
NETHERLANDS	1 050 571	228 543	122 400	NETHERLANDS	460	1 403	754
ITALY	1 122 343	324 197	173 394	ITALY	28	74	37
UNITD KINGDOM	122 281	27 110	14 438	UNITD KINGDOM	7 171	8 768	4 641
DENMARK	53 605	12 273	6 486	SWITZERLAND	1 949	1 934	1 037
GREECE	5 452	2 405	1 254	USA	324	1 824	926
PORTUGAL	1 271	70	37				
SPAIN	110 736	21 070	11 195	291 CRUDE ANIMAL MATERLS.NES			
NORWAY	1 693	374	201	IMPORTS	3 477 975	912 637	486 552
SWEDEN	398 144	94 418	49 983	FRANCE	89 984	62 834	33 557
FINLAND	32 877	5 810	3 108	BELGIUM LUX	47 129	10 105	5 367
SWITZERLAND	59 748	17 647	9 414	NETHERLANDS	1 074 099	79 458	42 384
AUSTRIA	373 485	96 435	51 240	ITALY	170 036	17 952	9 570
YUGOSLAVIA	5 302	1 825	966	UNITD KINGDOM	19 341	15 427	8 226
TURKEY	925	195	106	IRELAND	6 928	2 762	1 476
SOVIET UNION	906	4 479	2 389	DENMARK	150 482	33 322	17 750
POLAND	23 498	2 997	1 573	GREECE	495	1 237	669
CZECHOSLOVA	5 843	972	517	PORTUGAL	9 366	15 070	8 028
HUNGARY	14 663	5 256	2 736	SPAIN	3 390	2 810	1 488
LIBYA	28 785	615	323	ICELAND	4 129	2 031	1 077
KENYA	2 295	911	481	NORWAY	1 411	483	258
REP S AFRICA	22 056	3 405	1 807	SWEDEN	9 863	2 436	1 300
USA	27 023	62 887	33 165	FINLAND	5 363	1 448	764
CANADA	22 470	9 751	5 278	SWITZERLAND	54 205	7 773	4 150
SAUDI ARABIA	106	184	106	AUSTRIA	288 871	9 738	5 181
ARAB EMIRAT	302	106	54	YUGOSLAVIA	29 541	13 023	7 017
PAKISTAN	42 437	5 550	2 945	TURKEY	13 063	52 352	27 966
INDIA	54 980	12 138	6 444	SOVIET UNION	264 771	23 173	12 324
CHINA	498	59	31	POLAND	104 864	34 140	18 254
SOUTH KOREA	676	116	63	CZECHOSLOVA	72 521	8 384	4 499
JAPAN	3 702	1 395	747	HUNGARY	48 817	60 917	32 721
TAIWAN	166 978	28 134	14 888	ROMANIA	8 178	5 560	2 971
HONG KONG	1 643	127	65	BULGARIA	5 321	683	370
AUSTRALIA	1 532	548	291	MOROCCO	92	277	147
289 PREC.METAL ORES,CONCRTTS				TUNISIA	10	168	91
IMPORTS	74 666	480 519	256 605	LIBYA	11	93	51
FRANCE	2 880	8 220	4 395	EGYPT	14 018	4 150	2 206
BELGIUM LUX	917	12 490	6 605	SUDAN	1 534	124	65
NETHERLANDS	3 166	31 437	16 710	ETHIOPIA	237	65	34
ITALY	86	749	397	ZIMBABWE	16	96	51
UNITD KINGDOM	4 364	14 666	7 864	REP S AFRICA	1 496	1 350	718
IRELAND	206	1 707	910	USA	281 244	66 341	35 313
DENMARK	386	6 189	3 308	CANADA	29 762	12 350	6 591
GREECE		291	156	MEXICO	7 791	1 303	696
SPAIN	181	7 844	4 293	HONDURAS	496	59	31
ICELAND		343	183	COSTA RICA	6 215	769	408
NORWAY	85	1 997	1 060	CUBA	3 500	1 475	789
SWEDEN	12 548	25 954	13 855	COLOMBIA	794	888	468
FINLAND	1 360	2 694	1 452	VENEZUELA	1 787	197	102
SWITZERLAND	3 357	6 374	3 432	PERU	1 112	3 755	1 998
AUSTRIA	519	11 931	6 367	BRAZIL	165 550	26 345	14 022
MALTA	9	55	31	CHILE	38 499	4 999	2 661
YUGOSLAVIA	418	3 078	1 651	PARAGUAY	3 806	458	245
TURKEY		386	211	URUGUAY	68 242	11 856	6 280
POLAND	69	1 860	1 016	ARGENTINA	84 859	11 179	5 933
CZECHOSLOVA	677	5 045	2 662	CYPRUS	41	155	81
HUNGARY	63	6 316	3 314	LEBANON	1 031	6 807	3 637
BULGARIA	4	407	215	SYRIA	2 559	15 581	8 271
ALBANIA		160	88	IRAQ	39	196	104
MOROCCO	15	475	259	ISRAEL	1 470	607	321
TUNISIA	1	2 514	1 269	SAUDI ARABIA	256	1 077	579
EGYPT		3 610	1 896	KUWAIT	81	137	74
MALI		64	34	ARAB EMIRAT	268	2 042	1 091
GHANA	2	4 296	2 302	AFGHANISTAN	1 178	6 169	3 299
MAURITIUS	2	138	73	PAKISTAN	1 218	10 166	5 352
ZIMBABWE	10	3 242	1 701	INDIA	30 403	3 622	1 913
REP S AFRICA	28	3 445	1 878	BANGLADESH	2 077	133	72
USA	13 312	179 499	95 354	THAILAND	1 629	1 616	861
CANADA	2 667	49 466	26 575	VIETNAM	2 105	1 495	791
MEXICO	1 009	23 073	12 298	INDONESIA	688	452	270
CUBA	3	4 399	2 358	SINGAPORE	245	130	70
COLOMBIA		589	306	PHILIPPINES	2 560	331	176
FRENCH GUIAN		61	33	MONGOLIA	1 968	1 575	828
PERU	64	2 412	1 310	CHINA	192 505	149 921	79 873
BRAZIL	109	1 143	652	NORTH KOREA	384	577	305
CHILE	25 375	19 604	10 469	SOUTH KOREA	579	261	137
BOLIVIA	81	3 312	1 808	JAPAN	428	1 121	592
IRAQ	1	436	228	TAIWAN	4 898	5 883	3 144
IRAN		394	215	HONG KONG	2 267	2 876	1 533
ISRAEL	196	285	153	AUSTRALIA	5 772	15 396	8 177
SAUDI ARABIA	32	968	517	PAPUA NEW G	267	382	200
PAKISTAN	2	2 212	1 187	NEW ZEALAND	18 694	41 922	22 251
INDIA		1 053	564	EXPORTS	2 074 022	436 195	231 831
THAILAND		60	31	FRANCE	755 844	85 984	45 600
MALAYSIA	9	204	104	BELGIUM LUX	600 461	26 778	14 248
SINGAPORE	7	700	353	NETHERLANDS	143 715	26 494	14 118
PHILIPPINES		549	297	ITALY	100 271	34 867	18 572
SOUTH KOREA		1 035	548	UNITD KINGDOM	44 542	11 330	6 022
JAPAN	231	2 710	1 442	IRELAND	166	108	57
TAIWAN		647	336				
AUSTRALIA	143	14 456	8 196				

6 IMPORTS AND EXPORTS (SPECIAL TRADE) BY GROUPS OF THE SITC-REV. III AND BY COUNTRIES OF PRODUCTION AND CONSUMPTION 1989

GROUP COUNTRY	DT = 100 KG	1 000 DM	1 000 \$	GROUP COUNTRY	DT = 100 KG	1 000 DM	1 000 \$
DENMARK	153 709	23 211	12 346	ZIMBABWE	478	349	191
GREECE	8 519	2 636	1 409	MALAWI	191	62	33
PORTUGAL	10 086	3 128	1 660	REP S AFRICA	46 690	19 594	10 438
SPAIN	25 288	13 263	7 107	USA	106 884	84 285	45 001
NORWAY	12 440	6 323	3 347	CANADA	11 476	5 164	2 796
SWEDEN	26 185	11 228	5 972	MEXICO	9 618	8 022	4 246
FINLAND	2 804	4 581	2 431	GUATEMALA	6 772	5 852	3 132
SWITZERLAND	27 675	29 309	15 591	HONDURAS	830	583	303
AUSTRIA	91 138	43 160	22 967	EL SALVADOR	203	391	206
YUGOSLAVIA	5 337	9 168	4 928	COSTA RICA	30 588	18 401	9 826
TURKEY	430	963	515	PANAMA	1 645	975	514
SOVIET UNION	3	638	336	HAITI	292	248	133
POLAND	324	1 300	699	DOMINIC REP	521	334	181
CZECHOSLOVA	493	404	222	GUADELOUPE	110	135	72
HUNGARY	1 634	660	352	JAMAICA	249	111	58
ROMANIA	7	63	34	BARBADOS	77	87	44
BULGARIA	32	273	147	COLOMBIA	20 133	19 211	10 309
MOROCCO	128	218	117	VENEZUELA	84	63	34
LIBYA		59	31	ECUADOR	2 455	2 467	1 342
EGYPT	168	162	86	PERU	3 140	3 258	1 754
KENYA	103	181	94	BRAZIL	8 194	5 378	2 887
ZAMBIA	20	66	35	CHILE	9 362	3 464	1 824
REP S AFRICA	9 377	10 172	5 417	PARAGUAY	1 680	875	464
USA	27 750	28 790	15 275	URUGUAY	612	1 087	575
CANADA	126	333	178	ARGENTINA	17 339	10 093	5 401
MEXICO	97	71	36	IRAN	11 533	6 444	3 395
COLOMBIA	52	206	106	ISRAEL	62 337	53 625	28 985
BRAZIL	10 812	7 182	3 781	SAUDI ARABIA	115	59	30
CHILE	59	67	36	SOUTH YEMEN	557	256	142
URUGUAY	345	95	50	AFGHANISTAN	3 819	615	329
CYPRUS	42	226	119	PAKISTAN	38 625	5 635	3 001
SYRIA	42	121	62	INDIA	166 334	30 837	16 402
ISRAEL	110	250	131	SRI LANKA	8 271	1 778	944
INDIA	171	315	168	THAILAND	13 945	7 894	4 227
BANGLADESH		75	40	INDONESIA	41 588	6 480	3 448
THAILAND	19	115	59	MALAYSIA	11 847	665	352
SINGAPORE	274	1 197	632	SINGAPORE	6 812	5 963	3 187
PHILIPPINES	73	74	39	PHILIPPINES	4 258	3 840	2 047
MONGOLIA	162	160	85	CHINA	65 032	19 709	10 484
CHINA	1 323	1 998	1 074	NORTH KOREA	362	175	96
SOUTH KOREA	3 403	14 680	7 757	SOUTH KOREA	3 501	6 902	3 706
JAPAN	2 839	24 715	13 082	JAPAN	1 211	8 604	4 583
TAIWAN	3 775	5 921	3 127	TAIWAN	5 547	3 504	1 874
HONG KONG	516	2 096	1 125	HONG KONG	3 597	2 354	1 256
NEW ZEALAND	71	150	77	AUSTRALIA	47 754	7 503	4 002
				NEW ZEALAND	5 785	2 800	1 497
				FIJI	84	72	39
292 CRUDE VEG.MATERIALS, NES				EXPORTS	1 194 797	877 726	469 098
IMPORTS	7 005 057	3 532 820	1 885 531	FRANCE	131 751	112 251	59 969
FRANCE	257 967	98 714	53 016	BELGIUM LUX	80 961	35 670	19 030
BELGIUM LUX	171 937	53 244	28 501	NETHERLANDS	232 626	121 170	64 902
NETHERLANDS	3 950 410	2 197 809	1 171 126	ITALY	100 998	79 153	42 865
ITALY	311 558	207 031	111 426	UNITD KINGDOM	46 710	43 962	23 466
UNITD KINGDOM	32 870	14 032	7 527	IRELAND	5 315	4 409	2 366
IRELAND	2 380	13 441	7 176	DENMARK	78 527	42 665	22 875
DENMARK	729 289	294 531	157 145	GREECE	3 552	3 422	1 820
GREECE	6 339	2 223	1 180	PORTUGAL	4 431	5 121	2 718
PORTUGAL	2 087	1 460	779	SPAIN	22 496	31 930	17 080
SPAIN	94 662	50 274	26 794	CANARY IS	515	673	351
CANARY IS	11 704	22 180	11 958	ICELAND	824	557	299
ICELAND	3 029	336	177	NORWAY	15 398	7 506	4 002
NORWAY	2 916	1 198	637	SWEDEN	58 885	25 278	13 486
SWEDEN	6 290	4 118	2 168	FINLAND	25 163	13 028	6 953
FINLAND	3 261	2 636	1 387	SWITZERLAND	157 690	98 965	52 814
SWITZERLAND	14 023	18 556	9 896	AUSTRIA	97 122	71 090	37 884
AUSTRIA	34 606	8 813	4 747	MALTA	57	57	31
YUGOSLAVIA	43 799	15 010	8 009	YUGOSLAVIA	4 850	5 867	3 112
TURKEY	59 254	10 183	5 439	TURKEY	2 429	2 326	1 246
SOVIET UNION	6 637	3 254	1 729	SOVIET UNION	10 659	15 830	8 503
POLAND	146 502	21 372	11 414	POLAND	5 788	4 992	2 709
CZECHOSLOVA	24 074	5 184	2 791	CZECHOSLOVA	3 899	3 747	1 993
HUNGARY	111 158	22 336	11 910	HUNGARY	4 143	7 187	3 818
ROMANIA	13 095	4 532	2 419	ROMANIA	560	981	504
BULGARIA	32 877	10 156	5 458	BULGARIA	5 723	747	401
ALBANIA	10 349	3 652	1 946	ALBANIA	40	111	59
MOROCCO	9 648	7 319	3 899	MOROCCO	4 543	4 071	2 110
TUNISIA	1 032	80	44	ALGERIA	1 493	649	348
EGYPT	19 363	7 125	3 730	TUNISIA	620	863	444
SUDAN	32 339	11 559	6 224	EGYPT	1 247	2 232	1 167
MALI	225	88	44	BURKINA FASO	55	157	84
CHAD	135	62	32	SENEGAL	30	98	49
SENEGAL	1 844	1 431	754	GUINEA	10	56	30
SIERRA LEONE	2 112	438	235	LIBERIA	62	169	87
IVORY COAST	5 067	2 716	1 446	GHANA	93	180	96
TOGO	191	310	167	TOGO	104	146	78
NIGERIA	8 728	2 486	1 316	NIGERIA	1 185	2 011	1 067
CAMEROON	197	144	72	CAMEROON	493	1 482	796
ZAIRE	4 645	13 119	7 020	CENT AFR REP	36	151	81
RWANDA	1 414	679	364	GABON	115	343	184
BURUNDI	985	251	136	CONGO	156	365	193
ETHIOPIA	4 791	1 865	975	ZAIRE	281	578	325
SOMALIA	921	610	324	RWANDA	187	370	193
KENYA	41 229	28 146	15 183	BURUNDI	125	254	131
TANZANIA	1 577	758	407	ANGOLA	45	57	31
MADAGASCAR	1 270	497	267	ETHIOPIA	157	291	149
MAURITIUS	53	113	61				

6 IMPORTS AND EXPORTS (SPECIAL TRADE) BY GROUPS OF THE SITC-REV. III AND BY COUNTRIES OF PRODUCTION AND CONSUMPTION 1989

GROUP COUNTRY	DT = 100 KG	1 000 DM	1 000 \$	GROUP COUNTRY	DT = 100 KG	1 000 DM	1 000 \$
KENYA	433	1 724	927	SWEDEN	17 516	712	376
UGANDA	40	120	61	SWITZERLAND	417 664	9 830	5 266
TANZANIA	57	219	111	AUSTRIA	696 678	11 832	6 988
MOZAMBIQUE	120	237	125	POLAND	9 202	255	133
MADAGASCAR	38	71	37	ALBANIA	19 648	535	285
REUNION	25	78	42	TUNISIA	2 020	80	42
MAURITIUS	58	159	84	EGYPT	8 109	650	348
ZAMBIA	55	189	102	NIGERIA	1 546	108	57
ZIMBABWE	179	703	372	BRAZIL	100 000	2 243	1 245
REP S AFRICA	7 755	12 336	6 600	ARGENTINA	6 000	157	90
USA	20 580	28 591	15 181	SAUDI ARABIA	20 000	482	263
CANADA	5 791	4 469	2 397	THAILAND	963	67	34
MEXICO	3 093	2 601	1 379	SINGAPORE	1 267	101	53
GUATEMALA	819	609	327				
HONDURAS	82	107	56	322 BRIQUETTES, LIGNITE, PEAT			
EL SALVADOR	55	61	32				
COSTA RICA	259	210	109	IMPORTS	21 407 569	105 067	56 049
PANAMA	80	113	57				
CUBA	1 017	967	512	FRANCE	23 508	417	221
HAITI	209	107	59	BELGIUM LUX	30 323	643	351
DOMINIC REP	203	186	98	NETHERLANDS	984 581	10 777	5 717
JAMAICA	104	414	216	IRELAND	3 897	58	30
COLOMBIA	1 233	2 033	1 081	SWEDEN	6 571	194	101
VENEZUELA	2 023	6 007	3 128	FINLAND	10 955	242	127
ECUADOR	79	351	187	AUSTRIA	101 520	1 280	683
PERU	240	1 501	827	SOVIET UNION	261 087	3 955	2 104
BRAZIL	6 470	8 012	4 244	POLAND	29 020	191	104
CHILE	1 348	2 625	1 384	CZECHOSLOVA	19 949 761	87 016	46 463
BOLIVIA	456	158	87	CANADA	1 557	109	57
PARAGUAY	50	106	59				
UPUGUAY	376	554	296	EXPORTS	30 522 801	437 698	232 799
ARGENTINA	3 530	2 001	1 058				
CYPRUS	35	71	33	FRANCE	4 525 813	90 328	48 144
LEBANON	52	93	50	BELGIUM LUX	4 204 735	58 307	31 104
SYRIA	1 495	1 682	865	NETHERLANDS	12 506 224	78 771	41 829
IRAQ	171	361	188	ITALY	2 882 884	52 644	28 052
IRAN	282	333	178	UNITD KINGDOM	1 592 171	45 904	24 313
ISRAEL	2 707	2 775	1 495	IRELAND	254 091	4 052	2 138
JORDAN	52	84	45	DENMARK	133 807	3 298	1 753
SAUDI ARABIA	22	64	31	GREECE	59 683	1 339	712
KUWAIT	83	98	49	PORTUGAL	44 894	1 391	740
ARAB EMIRAT	136	853	445	SPAIN	556 637	13 314	7 053
PAKISTAN	671	781	414	CANARY IS	13 346	275	145
INDIA	488	356	189	SWEDEN	13 420	1 697	906
BANGLADESH	65	55	30	SWITZERLAND	1 088 900	27 089	14 425
SRI LANKA	94	121	65	AUSTRIA	2 222 235	46 389	24 593
NEPAL	13	82	43	MOROCCO	71 041	1 707	896
BURMA	216	135	70	EGYPT	4 361	121	64
THAILAND	733	788	419	REUNION	2 810	78	40
INDONESIA	1 287	1 398	728	REP S AFRICA	6 040	208	112
MALAYSIA	213	397	217	CYPRUS	24 407	704	374
SINGAPORE	421	474	248	LEBANON	4 981	129	69
PHILIPPINES	551	2 043	1 106	SYRIA	6 676	196	103
CHINA	2 745	1 247	675	ISRAEL	32 279	1 155	609
SOUTH KOREA	1 952	4 850	2 584	JORDAN	10 664	497	266
JAPAN	5 620	20 136	10 775	SAUDI ARABIA	73 068	2 407	1 322
TAIWAN	365	529	286	KUWAIT	8 550	239	127
HONG KONG	753	806	424	BAHRAIN	1 620	68	38
AUSTRALIA	3 538	4 879	2 580	ARAB EMIRAT	11 925	256	138
NEW ZEALAND	483	742	391	OMAN	6 685	209	110
	28	97	52	JAPAN	35 620	1 326	719
				HONG KONG	3 392	136	71
				AUSTRALIA	109 557	3 110	1 649
321 COAL, NOT AGGLOMERATED							
IMPORTS	64 082 553	625 769	333 373	325 COKE, SEMI-COKE, RET. CARBN			
FRANCE	3 723 804	75 862	40 482	IMPORTS	9 080 415	174 133	92 856
BELGIUM LUX	1 078 949	15 544	8 391				
NETHERLANDS	358 025	2 067	1 108	FRANCE	949 742	21 536	11 525
UNITD KINGDOM	1 050 368	8 929	4 802	BELGIUM LUX	3 418 375	73 969	39 391
SPAIN	1 917	63	35	NETHERLANDS	1 057 239	19 361	10 371
NORWAY	1 331 633	19 574	10 351	ITALY	32 186	1 012	538
SWITZERLAND	8 231	75	40	UNITD KINGDOM	122 679	2 255	1 231
SOVIET UNION	4 237 268	39 331	20 947	SPAIN	18 754	585	314
POLAND	17 891 015	172 073	91 730	SWEDEN	132 593	1 843	991
CZECHOSLOVA	1 796 131	17 669	9 365	SWITZERLAND	6 548	130	73
REP S AFRICA	23 576 199	189 378	100 442	AUSTRIA	34 820	548	292
USA	2 878 916	29 316	15 638	POLAND	513 114	8 794	4 679
CANADA	229 976	2 957	1 566	CZECHOSLOVA	1 451 655	24 218	12 881
COLOMBIA	1 758 663	12 410	6 735	HUNGARY	59 510	1 061	554
VENEZUELA	109 012	1 173	614	USA	969 110	13 909	7 436
INDONESIA	761 666	7 678	4 083	CHINA	24 850	456	234
CHINA	1 080 296	12 077	6 415	AUSTRALIA	288 279	4 441	2 343
AUSTRALIA	2 086 488	17 058	9 275				
NEW ZEALAND	119 687	2 485	1 328	EXPORTS	45 304 110	1 268 292	672 924
EXPORTS	57 830 343	1 031 440	549 731				
FRANCE	13 612 554	294 984	158 279	FRANCE	6 127 872	156 774	83 325
BELGIUM LUX	16 343 743	367 535	195 501	BELGIUM LUX	15 776 837	600 597	319 402
NETHERLANDS	7 039 249	86 235	45 822	NETHERLANDS	981 304	20 346	10 842
ITALY	13 223 983	128 100	67 764	ITALY	3 056 607	72 993	38 502
UNITD KINGDOM	2 250 843	71 095	37 729	UNITD KINGDOM	1 313 732	27 061	14 310
IRELAND	33 400	1 323	729	DENMARK	64 329	2 172	1 155
DENMARK	35 878	982	526	PORTUGAL	5 221	178	92
SPAIN	3 586 948	42 899	22 771	SPAIN	21 273	594	321
NORWAY	460 503	1 039	5 923	NORWAY	1 590 166	30 913	16 361
				SWEDEN	1 647 180	36 192	19 192
				FINLAND	1 360 334	27 292	14 581

6 IMPORTS AND EXPORTS (SPECIAL TRADE) BY GROUPS OF THE SITC-REV. III AND BY COUNTRIES OF PRODUCTION AND CONSUMPTION 1989

GROUP COUNTRY	DT = 100 KG	1 000 DM	1 000 \$	GROUP COUNTRY	DT = 100 KG	1 000 DM	1 000 \$
SWITZERLAND	277 256	8 669	4 616	EXPORTS	83 696 961	3 021 936	1 607 250
AUSTRIA	1 424 089	37 886	19 969	FRANCE	9 467 055	306 796	163 835
YUGOSLAVIA	17 826	948	505	BELGIUM LUX	3 292 548	117 190	62 167
TURKEY	32 754	731	381	NETHERLANDS	7 873 285	259 913	137 707
HUNGARY	8 394	291	154	ITALY	2 578 846	71 204	37 949
TUNISIA	76 453	1 685	904	UNITD KINGDOM	663 475	49 825	26 647
NIGERIA	5 251	214	115	IRELAND	5 976	1 210	636
KENYA	4 892	179	97	DENMARK	528 815	35 960	19 130
USA	5 803 105	123 629	64 754	GREECE	43 592	10 236	5 456
CANADA	397 418	8 718	4 667	PORTUGAL	16 977	3 815	2 035
VENEZUELA	219 995	4 250	2 244	SPAIN	69 575	9 590	5 131
BRAZIL	4 901 355	100 183	53 478	CANARY IS	294 829	9 824	5 622
SYRIA	41 320	1 211	633	ICELAND	6 595	1 269	679
JORDAN	2 450	93	51	NORWAY	215 160	11 624	6 159
JAPAN	144 550	4 337	2 190	SWEDEN	622 853	36 271	19 372
				FINLAND	146 911	10 932	5 846
333 PETROLEUM OILS, CRUDE				SWITZERLAND	22 823 083	795 267	422 729
IMPORTS	663 268 998	17 046 361	9 077 713	AUSTRIA	7 051 221	250 756	133 425
NETHERLANDS	263 640	6 227	3 296	MALTA	431	105	53
ITALY	282 810	7 999	4 231	YUGOSLAVIA	43 279	11 618	6 171
UNITD KINGDOM	143 654 345	3 783 941	2 021 980	TURKEY	32 443	3 759	1 985
NORWAY	54 164 229	1 446 568	773 411	SOVIET UNION	31 399	4 932	2 605
SOVIET UNION	58 538 654	1 433 764	763 289	POLAND	46 720	5 194	4 927
ALGERIA	40 591 445	1 155 013	613 833	CZECHOSLOV	16 947	2 695	1 437
TUNISIA	1 353 330	31 717	16 547	HUNGARY	5 858	1 537	812
LIBYA	110 139 745	2 956 486	1 572 872	ROMANIA	9 652	3 040	1 610
EGYPT	6 666 207	155 546	81 826	BULGARIA	4 172	1 142	590
NIGERIA	44 090 326	1 179 080	629 536	MOROCCO	1 521	480	253
ANGOLA	2 497 856	63 440	34 254	ALGERIA	2 211	417	230
MEXICO	2 731 898	57 325	29 761	TUNISIA	3 967	498	266
VENEZUELA	47 440 660	1 097 492	581 978	LIBYA	10 446	1 616	868
SYRIA	23 409 379	519 457	274 863	EGYPT	45 756	5 723	2 993
IRAQ	8 627 817	216 040	115 556	MAURITANIA	319	219	115
IRAN	20 499 181	481 518	253 426	SENEGAL	175	98	55
SAUDI ARABIA	51 730 689	1 236 700	655 592	GUINEA	2 769	374	194
KUWAIT	6 570 329	150 144	79 524	SIERRA LEONE	1 803	271	143
QATAR	1 119 709	28 862	15 960	LIBERIA	37 211	4 080	2 179
ARAB EMIRAT	10 405 117	252 866	137 733	IVORY COAST	1 520	248	133
NORTH YEMEN	23 290 676	646 755	344 139	GHANA	4 637	651	351
SOUTH YEMEN	4 991 028	133 225	70 548	TOGO	515	61	32
INDIA	209 810	6 184	3 552	NIGERIA	29 586	4 401	2 356
EXPORTS	602	35	18	CAMEROON	766	109	59
				ETHIOPIA	479	153	80
334 PETROLEUM PRODUCTS				KENYA	14 611	1 717	903
IMPORTS	374 660 415	12 062 664	6 414 700	TANZANIA	2 920	340	181
FRANCE	14 098 149	553 927	295 327	MOZAMBIQUE	6 251	605	340
BELGIUM LUX	35 440 713	1 139 757	604 571	MAURITIUS	901	168	85
NETHERLANDS	175 329 867	5 806 364	3 090 884	ZAMBIA	1 033	180	98
ITALY	4 754 174	181 814	97 414	ZIMBABWE	3 382	859	457
UNITD KINGDOM	20 124 965	721 576	383 075	REP S AFRICA	44 988	8 312	4 425
IRELAND	344	319	170	USA	673 583	18 571	9 798
DENMARK	3 445 074	101 848	53 862	CANADA	5 560	1 232	652
GREECE	250 670	7 523	4 030	MEXICO	2 608	808	435
PORTUGAL	514 112	14 262	7 380	GUATEMALA	1 082	166	91
SPAIN	1 589 594	48 026	25 718	EL SALVADOR	783	147	77
NORWAY	10 405 088	329 987	176 013	COSTA RICA	356	75	40
SWEDEN	13 244 049	378 402	199 969	PANAMA	361	99	53
FINLAND	1 113 871	35 560	18 844	CUBA	4 064	752	392
SWITZERLAND	155 471	5 440	2 896	DOMINIC REP	1 297	253	131
AUSTRIA	950 335	37 829	20 191	JAMAICA	1 096	172	90
YUGOSLAVIA	1 308 718	43 232	23 068	COLOMBIA	1 993	267	142
SOVIET UNION	49 481 204	1 462 580	777 292	VENEZUELA	4 422	235	128
POLAND	3 290 264	73 390	39 044	ECUADOR	2 256	430	226
CZECHOSLOV	9 356 696	215 370	114 393	PERU	376	181	99
HUNGARY	3 130 589	90 305	47 771	BRAZIL	65 833	4 878	2 575
ROMANIA	249 720	11 249	6 026	CHILE	5 883	1 096	579
BULGARIA	91 429	3 005	1 644	URUGUAY	5 122	1 098	585
MOROCCO	120 688	4 386	2 345	ARGENTINA	1 332	277	151
ALGERIA	9 740 922	270 705	144 090	CYPRUS	5 916	954	501
TUNISIA	452 100	11 524	5 982	LEBANON	8 910	1 431	766
LIBYA	3 933 981	111 202	58 753	SYRIA	67 190	3 260	1 865
EGYPT	735 893	19 184	10 507	IRAQ	11 603	3 946	2 100
ANGOLA	511 449	12 633	6 769	IRAN	5 196	2 198	1 168
REUNION	5 103	153	88	ISRAEL	24 966	2 768	1 494
REP S AFRICA	643	186	100	JORDAN	5 488	823	433
USA	1 310 935	92 884	49 148	SAUDI ARABIA	6 078	1 655	882
CANADA	1 060	310	165	KUWAIT	6 843	1 852	979
NETH ANTILL	177 693	8 132	4 305	QATAR	401	82	44
VENEZUELA	1 667 952	28 926	15 575	ARAB EMIRAT	3 633	778	413
BRAZIL	149 362	4 724	2 498	OMAN	202	142	74
ARGENTINA	21 782	913	481	NORTH YEMEN	4 308	428	222
SYRIA	541 590	10 195	5 211	AFGHANISTAN	8 776	1 539	812
IRAQ	952 984	29 646	15 406	PAKISTAN	2 337	467	251
ISRAEL	17 065	468	238	INDIA	8 950	2 956	1 575
JORDAN	656	242	129	SRI LANKA	613	206	110
SAUDI ARABIA	701 616	22 313	11 753	BURMA	210	111	58
KUWAIT	3 623 424	113 669	60 483	THAILAND	15 937	2 870	1 511
ARAB EMIRAT	830 177	26 717	13 987	VIETNAM	114	68	36
INDIA	489 389	19 981	10 736	INDONESIA	4 229	1 045	556
JAPAN	178 829	6 076	3 436	MALAYSIA	8 061	1 366	734
HONG KONG	204	159	81	SINGAPORE	30 295	4 013	2 128
AMER OCEANIA	169 358	5 483	2 811	PHILIPPINES	25 957	2 811	1 486
				CHINA	4 224	862	460
				NORTH KOREA	678	246	132
				SOUTH KOREA	10 755	2 247	1 205
				JAPAN	215 752	19 241	10 216

6 IMPORTS AND EXPORTS (SPECIAL TRADE) BY GROUPS OF THE SITC-REV. III AND BY COUNTRIES OF PRODUCTION AND CONSUMPTION 1989

GROUP COUNTRY	DT = 100 KG	1 000 DM	1 000 \$	GROUP COUNTRY	DT = 100 KG	1 000 DM	1 000 \$
TAIWAN	33 685	7 519	4 020	ANGOLA	369	57	32
HONG KONG	11 276	2 344	1 236	ETHIOPIA	4 217	586	310
AUSTRALIA	35 370	5 246	2 831	KENYA	45 560	6 029	3 201
NEW ZEALAND	11 836	1 096	590	TANZANIA	4 279	567	301
SHIPS SUPPL	26 226 548	862 684	458 257	SEYCHELLES	572	74	40
335 RESIDUAL PETROL. PRODUCTS				MOZAMBIQUE	1 043	96	50
IMPORTS	39 792 406	1 206 379	640 647	MADAGASCAR	3 380	485	247
FRANCE	2 044 912	76 823	40 822	ZAMBIA	4 420	533	287
BELGIUM LUX	2 282 553	81 000	43 066	ZIMBABWE	4 418	584	313
NETHERLANDS	11 195 607	407 745	215 929	MALAWI	3 045	415	223
ITALY	170 040	7 018	3 756	REP S AFRICA	279 261	24 756	13 097
UNTD KINGDOM	1 891 775	77 615	41 258	BOTSWANA	3 192	364	194
IRELAND	2 985	314	167	SWAZILAND	4 589	513	277
DENMARK	241 592	8 950	4 761	USA	230 546	24 028	12 801
PORTUGAL	400 048	17 728	9 227	CANADA	64 275	3 091	1 648
SPAIN	301 693	7 722	7 722	MEXICO	2 925	648	347
CANARY IS	16 783	1 605	922	GUATEMALA	55 758	5 502	2 915
NORWAY	29 252	1 300	687	HONDURAS	5 289	583	317
SWEDEN	209 181	6 598	3 471	EL SALVADOR	16 895	1 732	920
FINLAND	48 333	1 068	564	COSTA RICA	12 737	1 307	697
SWITZERLAND	10 565	1 577	832	PANAMA	2 445	237	128
AUSTRIA	624 434	27 771	14 648	CUBA	29 288	3 214	1 796
YUGOSLAVIA	179 970	8 629	4 560	HAITI	1 987	229	121
TURKEY	29 072	1 748	913	DOMINIC REP	21 858	2 179	1 155
SOVIET UNION	974 642	28 560	15 158	JAMAICA	1 753	235	125
POLAND	2 025 244	49 330	26 219	TRINIDAD TOB	5 064	319	170
CZECHOSLOVA	617 281	20 879	11 041	COLOMBIA	462	121	63
HUNGARY	556 472	27 728	14 733	VENEZUELA	50 749	2 524	1 334
BULGARIA	55 105	3 216	1 705	ECUADOR	28 369	2 498	1 326
LIBYA	147 697	6 335	3 272	PERU	8 372	1 173	626
EGYPT	213 716	7 493	4 037	BRAZIL	93 215	4 267	2 283
REP S AFRICA	109 811	23 599	12 658	CHILE	23 438	2 503	1 311
LESOTHO	481	115	59	URUGUAY	644	112	50
USA	13 908 883	243 671	130 074	ARGENTINA	2 318	597	321
CANADA	146 747	9 223	4 903	FALKLAND IS	1 170	299	156
ARUBA	23 736	551	298	CYPRUS	1 214	156	85
VENEZUELA	8 465	663	335	LEBANON	2 351	282	155
BRAZIL	23 399	1 850	990	SYRIA	9 284	1 091	582
ARGENTINA	914 918	19 670	10 381	IRAQ	914	219	119
IRAQ	5 816	723	382	IRAN	16 287	2 308	1 239
ISRAEL	8 883	876	465	ISRAEL	7 685	1 093	583
KUWAIT	10 789	276	145	JORDAN	1 038	163	86
INDONESIA	201 861	5 581	3 035	SAUDI ARABIA	5 580	708	387
CHINA	49 306	5 278	2 862	KUWAIT	640	128	69
JAPAN	110 103	8 619	4 555	BAHRAIN	134 027	4 736	2 559
EXPORTS	20 569 849	864 772	459 329	ARAB EMIRAT	946	226	121
FRANCE	3 350 037	109 168	58 016	OMAN	378	56	30
BELGIUM LUX	1 870 236	66 562	35 322	AFGHANISTAN	1 210	176	93
NETHERLANDS	4 740 963	165 548	88 132	PAKISTAN	4 888	900	475
ITALY	702 515	43 251	23 025	INDIA	147 961	11 400	5 965
UNTD KINGDOM	254 811	16 934	8 990	BANGLADESH	1 005	141	75
IRELAND	8 411	1 252	650	SRI LANKA	1 322	215	118
DENMARK	1 353 341	43 428	22 937	BURMA	1 199	212	111
GREECE	32 200	3 048	1 633	THAILAND	5 248	971	520
PORTUGAL	12 981	1 345	710	INDONESIA	12 065	1 591	846
SPAIN	219 541	10 571	5 585	MALAYSIA	43 683	1 731	895
CANARY IS	1 546	160	86	SINGAPORE	7 772	770	410
ICELAND	101 114	1 711	876	PHILIPPINES	763	156	84
NORWAY	221 024	12 237	6 476	CHINA	10 982	1 727	920
SWEDEN	246 673	19 507	10 398	NORTH KOREA	2 184	521	280
FINLAND	105 631	10 928	5 806	SOUTH KOREA	14 658	1 343	715
SWITZERLAND	2 107 642	66 657	35 313	JAPAN	3 475	1 119	590
AUSTRIA	2 239 591	75 258	39 682	TAIWAN	18 377	1 983	1 054
MALTA	1 442	191	100	HONG KONG	1 317	209	114
YUGOSLAVIA	452 670	19 963	10 660	AUSTRALIA	292 979	10 059	5 331
TURKEY	60 844	4 305	2 291	NEW ZEALAND	995	127	67
SOVIET UNION	179 302	12 475	6 644	342 LIQUEFIED PROPANE, BUTANE			
POLAND	44 255	4 550	2 447	IMPORTS	6 853 839	187 837	100 840
CZECHOSLOVA	64 448	4 267	2 260	FRANCE	149 291	9 966	5 292
HUNGARY	7 075	799	421	BELGIUM LUX	1 153 797	31 818	17 158
ROMANIA	439	117	61	NETHERLANDS	2 399 328	64 893	34 679
BULGARIA	11 867	1 201	645	ITALY	1 420	283	153
ALBANIA	478	77	41	UNTD KINGDOM	1 238 025	34 283	18 599
MOROCCO	23 856	2 315	1 227	DENMARK	4 990	139	73
ALGERIA	11 473	1 408	763	GREECE	612	103	53
TUNISIA	7 280	773	415	NORWAY	696 027	18 422	9 930
LIBYA	20 996	1 703	887	SWITZERLAND	22 774	642	345
EGYPT	17 296	1 182	617	YUGOSLAVIA	4 849	166	86
SUDAN	1 548	259	133	SOVIET UNION	331 164	7 164	3 787
MAURITANIA	4 736	690	370	CZECHOSLOVA	564 111	12 479	6 658
SENEGAL	2 320	288	147	HUNGARY	19 195	644	342
GAMBIA	1 482	83	45	USA	617	105	58
GUINEA	567	77	39	SAUDI ARABIA	265 420	6 625	3 569
SIERRA LEONE	1 615	188	105	EXPORTS	3 728 586	105 842	56 522
LIBERIA	7 598	931	494	FRANCE	233 988	9 761	5 184
IVORY COAST	10 199	1 112	584	BELGIUM LUX	80 774	2 824	1 510
GHANA	153 588	4 963	2 701	NETHERLANDS	1 674 620	42 339	22 593
TOGO	386	56	30	ITALY	704 419	18 912	10 132
NIGERIA	65 134	8 889	4 814	UNTD KINGDOM	13 975	680	358
CAMEROON	60 739	2 923	1 559	DENMARK	38 304	1 091	580
ZAIRE	7 201	1 004	538	GREECE	4 500	188	101
RWANDA	6 535	930	493	SWEDEN	10 344	227	124

6 IMPORTS AND EXPORTS (SPECIAL TRADE) BY GROUPS OF THE SITC-REV. III AND BY COUNTRIES OF PRODUCTION AND CONSUMPTION 1989

GROUP COUNTRY	DT = 100 KG	1 000 DM	1 000 \$	GROUP COUNTRY	DT = 100 KG	1 000 DM	1 000 \$
SWITZERLAND	403 840	11 761	6 265	FINLAND	1 185	244	132
AUSTRIA	562 502	17 864	9 576	SWITZERLAND	24 640	2 386	1 270
343 NATURAL GAS				AUSTRIA	23 100	2 681	1 429
IMPORTS	346 539 435	5 750 507	3 086 016	YUGOSLAVIA	28 003	2 898	1 579
EXPORTS	9 377 203	234 072	125 686	TURKEY	2 205	403	216
344 PETROLEUM GASES, NES				POLAND	2 911	495	274
IMPORTS	2 836 015	103 245	55 065	CZECHOSLOVAKIA	2 876	544	290
FRANCE	519 090	18 059	9 536	HUNGARY	3 104	265	145
BELGIUM LUX	718 431	22 391	11 907	ROMANIA	12 381	851	453
NETHERLANDS	896 079	35 397	18 863	EGYPT	964	106	57
ITALY	41 985	1 838	1 047	SUDAN	6 201	782	402
UNITED KINGDOM	17 466	1 042	556	MAURITANIA	4 938	375	195
PORTUGAL	14 173	231	125	NIGERIA	4 397	526	285
NORWAY	265 538	9 595	5 140	BURUNDI	11 137	1 044	542
SWEDEN	9 706	202	108	TANZANIA	24 994	2 368	1 282
SWITZERLAND	69	211	121	REP. S. AFRICA	6 132	967	509
AUSTRIA	4 170	128	66	USA	2 438	2 154	1 173
YUGOSLAVIA	82 859	2 863	1 561	MEXICO	1 251	2 138	1 118
POLAND	144 455	5 066	2 683	GUATEMALA	55	130	70
CZECHOSLOVAKIA	58 411	1 802	962	DOMINIC REP	182	65	36
HUNGARY	79 105	2 504	1 371	COLOMBIA	307	83	43
USA	44 238	1 874	994	VENEZUELA	201	205	110
EXPORTS	1 975 360	56 615	30 140	BRAZIL	120	99	53
351 ELECTRIC CURRENT				CHILE	119	177	94
IMPORTS		1 082 700	576 053	ARGENTINA	50	76	39
FRANCE		13 431	6 917	IRAN	33 745	3 558	1 895
BELGIUM LUX		32 007	17 138	JORDAN	3 501	355	190
NETHERLANDS		3 154	1 791	THAILAND	431	125	65
ITALY		51 189	27 402	INDONESIA	141	76	41
SWITZERLAND		399 775	212 620	JAPAN	227	598	308
AUSTRIA		499 823	266 029	TAIWAN	31	57	30
EXPORTS		863 375	462 199	AUSTRALIA	72	85	45
FRANCE		14 998	8 023	NEW ZEALAND	10 028	910	482
NETHERLANDS		986	534	421 FIXED VEG.FAT.OILS, SOFT			
SWITZERLAND		145 271	78 403	IMPORTS	4 162 813	450 882	240 309
AUSTRIA		116 325	62 022	FRANCE	247 246	28 849	15 453
411 ANIMAL OILS AND FATS				BELGIUM LUX	457 964	45 977	24 527
IMPORTS	3 607 828	222 737	118 301	NETHERLANDS	1 820 532	174 763	93 339
FRANCE	175 730	13 777	7 318	ITALY	81 227	35 229	18 756
BELGIUM LUX	96 820	8 919	4 722	UNITED KINGDOM	8 341	1 371	719
NETHERLANDS	280 931	21 468	11 430	DENMARK	398 170	31 121	16 452
ITALY	153 804	21 240	11 331	GREECE	4 497	2 001	1 074
UNITED KINGDOM	31 240	9 701	5 194	PORTUGAL	905	554	299
IRELAND	4 063	381	201	SPAIN	7 630	3 359	1 803
DENMARK	203 477	14 293	7 605	SWEDEN	100 526	8 103	4 368
SPAIN	1 817	224	120	FINLAND	21 050	1 579	855
ICELAND	31 032	2 427	1 290	SWITZERLAND	89 818	9 687	5 133
NORWAY	59 755	3 540	1 891	AUSTRIA	1 728	398	213
SWEDEN	74 247	4 798	2 559	YUGOSLAVIA	20 087	1 660	851
SWITZERLAND	72 741	4 589	2 437	TURKEY	940	422	229
AUSTRIA	126 030	7 125	3 771	SOVIET UNION	42 566	4 326	2 285
YUGOSLAVIA	15 412	860	461	POLAND	98 402	9 194	4 911
SOVIET UNION	68 677	3 400	1 847	CZECHOSLOVAKIA	1 414	142	76
POLAND	16 987	885	474	HUNGARY	15 214	1 624	850
CZECHOSLOVAKIA	40 214	2 113	1 126	ROMANIA	14 712	1 452	742
HUNGARY	64 363	5 141	2 751	MOROCCO	340	191	101
BULGARIA	6 017	373	195	SENEGAL	89 394	14 092	7 631
REP. S. AFRICA	1 272	114	59	MOZAMBIQUE	510	93	51
USA	260 340	20 384	10 865	REP. S. AFRICA	5 976	950	531
CANADA	93 860	6 668	3 562	USA	111 645	18 626	9 935
PERU	1 190 921	44 211	23 201	CANADA	1 535	173	89
CHILE	247 373	10 047	5 232	MEXICO	25 631	4 467	2 452
ARGENTINA	517	119	64	ECUADOR	2 996	308	158
JAPAN	257 700	12 805	6 915	BRAZIL	146 293	13 835	7 373
TAIWAN	1 430	184	99	ARGENTINA	335 837	34 285	17 976
AUSTRALIA	10 312	684	366	VIETNAM	2 127	326	169
NEW ZEALAND	20 238	2 133	1 145	SINGAPORE	198	145	76
EXPORTS	2 846 237	221 034	117 570	CHINA	1 864	375	201
FRANCE	435 036	30 799	16 348	HONG KONG	142	105	56
BELGIUM LUX	285 684	21 094	11 240	AUSTRALIA	4 985	963	509
NETHERLANDS	1 295 620	89 146	47 453	EXPORTS	9 657 244	866 185	460 034
ITALY	55 423	4 913	2 627	FRANCE	652 707	64 723	34 324
UNITED KINGDOM	162 920	17 140	9 139	BELGIUM LUX	310 291	28 218	14 965
IRELAND	6 595	761	400	NETHERLANDS	4 223 211	340 676	181 080
DENMARK	238 664	15 364	8 114	ITALY	501 357	44 236	23 571
GREECE	3 282	656	349	UNITED KINGDOM	165 519	15 189	8 097
PORTUGAL	4 110	661	351	IRELAND	29 794	2 608	1 379
SPAIN	140 903	11 400	6 025	DENMARK	518 095	48 743	25 905
NORWAY	3 976	411	217	GREECE	17 203	1 100	589
SWEDEN	712	447	236	SPAIN	883	267	140

6 IMPORTS AND EXPORTS (SPECIAL TRADE) BY GROUPS OF THE SITC-REV. III AND BY COUNTRIES OF PRODUCTION AND CONSUMPTION 1989

GROUP COUNTRY	DT = 100 KG	1 000 DM	1 000 \$	GROUP COUNTRY	DT = 100 KG	1 000 DM	1 000 \$
CZECHOSLOVA	2 184	208	111	CHINA	2 052	598	324
HUNGARY	2 439	274	147	JAPAN	436	484	254
ROMANIA	2 163	218	112	AUSTRALIA	5 125	610	317
BULGARIA	1 020	100	53	PAPUA NEW G	161 467	14 021	7 450
MOROCCO	648	106	56	EXPORTS	874 577	130 199	69 369
ALGERIA	155 845	12 137	6 350	FRANCE	107 765	16 308	8 650
TUNISIA	88 201	7 124	3 782	BELGIUM LUX	47 380	6 982	3 682
EGYPT	2 077	375	202	NETHERLANDS	278 388	37 767	20 289
SUDAN	3 105	273	141	ITALY	132 256	21 226	11 294
MAURITANIA	5 850	745	405	UNITD KINGDOM	82 410	12 551	6 671
BURKINA FASO	500	79	42	IRELAND	3 433	466	241
SENEGAL	75 849	6 485	3 444	DENMARK	62 106	7 487	3 978
GAMBIA	19 120	2 101	1 117	GREECE	3 497	614	328
GUINEA	43 157	6 045	3 226	PORTUGAL	3 843	690	365
SIERRA LEONE	13 835	1 884	1 002	SPAIN	783	909	485
LIBERIA	23 403	2 952	1 573	NORWAY	1 333	276	144
IVORY COAST	1 110	167	85	SWEDEN	2 562	598	320
BENIN	1 000	113	60	FINLAND	6 795	1 141	605
CAMEROON	9 777	1 162	629	SWITZERLAND	27 811	4 735	2 531
S TOME PRINC	1 003	94	49	AUSTRIA	31 403	4 955	2 634
RWANDA	4 060	632	325	YUGOSLAVIA	3 662	631	339
ANGOLA	2 297	301	162	TURKEY	1 534	390	204
ETHIOPIA	10 788	1 467	784	POLAND	29 216	4 695	2 452
SOMALIA	1 700	252	130	CZECHOSLOVA	7 994	965	517
UGANDA	3 238	453	243	HUNGARY	1 982	438	234
MOZAMBIQUE	20 305	2 581	1 381	MOROCCO	1 283	192	104
MAURITIUS	1 908	265	141	TUNISIA	17 784	2 108	1 134
REP S AFRICA	41 534	3 706	2 001	LIBYA	48	63	33
BOTSWANA	2 150	322	165	EGYPT	63	60	32
SWAZILAND	1 900	284	146	NIGERIA	4 419	832	437
USA	77 360	6 352	3 340	MAURITIUS	1 606	246	132
MEXICO	50 508	3 308	2 112	REP S AFRICA	14	93	50
NICARAGUA	4 331	571	295	USA	87	67	36
HAITI	191 758	17 115	8 916	MEXICO	47	66	35
JAMAICA	1 032	141	74	BRAZIL	27	75	38
TRINIDAD TOB	5 352	498	256	ARGENTINA	1 318	543	296
GUYANA	445	63	33	IRAN	264	62	34
PERU	14 512	1 920	1 060	ISRAEL	420	114	58
CYPRUS	832	127	72	SAUDI ARABIA	370	115	61
LEBANON	4 214	524	300	KUWAIT	1 499	428	231
SYRIA	34 509	3 985	2 105	PHILIPPINES	170	76	40
IRAN	5 484	1 074	569	SOUTH KOREA	178	63	34
ISRAEL	18 424	2 247	1 161	TAIWAN	326	85	44
SAUDI ARABIA	20 663	2 492	1 375	HONG KONG	5 052	213	116
KUWAIT	11 663	1 367	722				
ARAB EMIRAT	10 523	1 092	579				
AFGHANISTAN	2 725	332	173				
PAKISTAN	18 007	1 846	990				
INDIA	77 200	11 596	6 306				
SRI LANKA	1 000	153	83				
THAILAND	176	53	30				
INDONESIA	3 557	571	304				
MALAYSIA	657	78	44				
SINGAPORE	39 184	3 261	1 759				
MONGOLIA	13 415	2 563	1 325				
CHINA	348 998	26 818	14 139				
TAIWAN	3 474	396	220				
HONG KONG	866 786	76 383	40 652				
AUSTRALIA	2 030	186	100				
NEW ZEALAND	19 064	1 707	898				
FIJI	902	102	54				
422 FIXED VEG.FAT,OILS,OTHER							
IMPORTS	6 441 376	661 401	352 787				
FRANCE	16 154	4 852	2 588				
BELGIUM LUX	52 252	7 769	4 120				
NETHERLANDS	669 944	82 001	43 684				
ITALY	91 997	22 971	12 228				
UNITD KINGDOM	8 943	3 550	1 890				
DENMARK	39 284	6 594	3 505				
SPAIN	478	278	148				
SWITZERLAND	927	775	414				
AUSTRIA	474	642	336				
TURKEY	1 232	261	140				
TUNISIA	5 199	502	268				
LIBERIA	18 854	1 625	844				
IVORY COAST	265 007	22 545	11 910				
BENIN	7 847	659	348				
CAMEROON	45 321	3 730	1 919				
ZAIRE	7 450	725	386				
MOZAMBIQUE	3 171	325	174				
REP S AFRICA	648	571	303				
USA	16 894	8 916	4 742				
HONDURAS	28 652	2 105	1 142				
PANAMA	1 545	105	56				
BRAZIL	183 803	34 493	18 479				
PARAGUAY	5 348	814	432				
ARGENTINA	98 466	11 198	5 862				
ISRAEL	128	119	64				
INDIA	28 845	5 954	3 119				
THAILAND	8 656	1 828	943				
INDONESIA	1 915 822	158 128	84 554				
MALAYSIA	1 679 072	156 563	83 419				
SINGAPORE	5 055	514	275				
PHILIPPINES	1 064 342	104 385	56 047				
431 ANIMAL,VEG.FATS,OILS,NES							
IMPORTS	4 244 028	394 836	209 896				
FRANCE	167 530	15 448	8 201				
BELGIUM LUX	447 534	42 729	22 751				
NETHERLANDS	1 299 391	126 977	67 532				
ITALY	363 732	32 531	17 276				
UNITD KINGDOM	255 778	25 618	13 645				
IRELAND	1 212	77	42				
DENMARK	147 993	20 056	10 684				
SPAIN	11 837	1 205	634				
NORWAY	28 361	3 613	1 918				
SWEDEN	139 650	13 951	7 395				
FINLAND	39 842	4 425	2 355				
SWITZERLAND	13 421	818	433				
AUSTRIA	69 355	3 820	2 019				
YUGOSLAVIA	91 760	6 186	3 282				
SOVIET UNION	2 773	303	159				
POLAND	88 591	5 112	2 711				
CZECHOSLOVA	69 106	3 972	2 130				
HUNGARY	8 724	523	276				
ROMANIA	2 116	98	54				
BULGARIA	1 146	59	32				
MOROCCO	514	288	152				
CENT AFR REP	492	285	155				
TANZANIA	438	246	132				
MADAGASCAR	130	65	34				
REP S AFRICA	6 255	258	130				
USA	65 425	7 121	3 835				
CANADA	1 146	659	350				
MEXICO	951	458	242				
PERU	4 755	179	96				
BRAZIL	68 381	10 733	5 657				
ARGENTINA	10 261	735	391				
INDIA	3 689	1 230	654				
INDONESIA	102 945	7 188	3 796				
MALAYSIA	619 398	40 972	21 737				
PHILIPPINES	89 872	10 224	5 463				
CHINA	7 000	3 098	1 644				
JAPAN	631	537	282				
AUSTRALIA	1 998	1 155	618				
NEW ZEALAND	521	303	158				
EXPORTS	5 239 238	600 263	319 254				
FRANCE	461 652	64 767	34 444				
BELGIUM LUX	317 821	40 591	21 600				
NETHERLANDS	1 545 433	139 753	74 413				
ITALY	243 580	41 809	22 195				

6 IMPORTS AND EXPORTS (SPECIAL TRADE) BY GROUPS OF THE SITC-REV. III AND BY COUNTRIES OF PRODUCTION AND CONSUMPTION 1989

GROUP COUNTRY	DT = 100 KG	1 000 DM	1 000 \$	GROUP COUNTRY	DT = 100 KG	1 000 DM	1 000 \$
UNITED KINGDOM	282 093	38 996	20 770	PORTUGAL	277 900	23 980	12 843
IRELAND	8 450	1 432	752	SPAIN	872 964	86 201	45 551
DENMARK	1 338 625	95 799	50 934	CANARY IS	7 962	515	282
GREECE	47 256	7 370	3 912	NORWAY	241 425	24 033	12 955
PORTUGAL	10 953	2 350	1 250	SWEDEN	231 677	15 113	8 082
SPAIN	33 395	6 773	3 593	FINLAND	248 572	24 182	12 803
ICELAND	1 658	295	155	SWITZERLAND	37 845	6 716	3 559
NORWAY	6 233	1 573	837	AUSTRIA	97 057	6 953	3 700
SWEDEN	81 807	9 931	5 303	YUGOSLAVIA	42 179	3 189	1 692
FINLAND	3 398	987	530	TURKEY	54 814	6 722	3 448
SWITZERLAND	64 655	12 954	6 898	SOVIET UNION	930 116	98 774	52 843
AUSTRIA	146 279	20 138	10 710	POLAND	114 932	9 234	4 919
MALTA	4 192	502	262	CZECHOSLOVAKIA	535 838	53 315	28 306
YUGOSLAVIA	30 626	6 007	3 194	HUNGARY	267 069	17 589	9 353
TURKEY	12 616	3 095	1 653	ROMANIA	400	75	41
SOVIET UNION	17 373	2 704	1 417	BULGARIA	14 802	1 057	534
POLAND	119 863	13 737	7 306	ALGERIA	30 376	3 530	1 808
CZECHOSLOVAKIA	8 210	1 713	907	LIBYA	556 985	53 566	28 784
HUNGARY	14 968	3 555	1 889	REP S AFRICA	287	63	35
ROMANIA	3 159	622	351	USA	2 564 722	254 498	135 607
BULGARIA	9 537	1 918	1 015	CANADA	134 807	13 395	7 056
MOROCCO	8 157	1 448	776	MEXICO	139 768	17 049	8 856
ALGERIA	6 840	1 224	630	PANAMA	1 010	84	45
TUNISIA	13 762	1 803	950	GUAYANA	25 744	1 267	692
LIBYA	6 146	885	464	BRAZIL	380 860	39 106	20 930
EGYPT	7 471	1 620	860	ARGENTINA	372	74	41
MALI	7 996	764	404	ISRAEL	600	387	204
SENEGAL	494	74	40	SAUDI ARABIA	1 279	210	108
GAMBIA	14 370	1 228	660	INDIA	621	237	125
IVORY COAST	3 077	490	265	CHINA	33 547	3 803	1 975
NIGERIA	2 678	561	293	JAPAN	84 034	18 885	10 086
CAMEROON	1 183	214	113	UNITED COUNTRY	30 705	2 060	1 140
CENT AFR REP	720	62	32				
ZAIRE	2 884	520	276	EXPORTS	21 336 815	2 418 139	1 286 580
ETHIOPIA	1 027	160	85	FRANCE	2 472 920	241 073	128 486
KENYA	537	121	63	BELGIUM LUX	3 826 208	535 073	284 872
MAURITIUS	4 933	763	407	NETHERLANDS	6 290 609	473 579	262 561
ZAMBIA	1 004	104	53	ITALY	1 110 357	145 864	77 617
ZIMBABWE	430	125	66	UNITED KINGDOM	1 446 192	149 321	79 370
REP S AFRICA	3 560	1 004	537	IRELAND	22 308	2 997	1 575
USA	32 167	10 389	5 524	DENMARK	54 162	10 987	5 814
CANADA	816	350	185	GREECE	75 049	8 196	4 288
MEXICO	2 341	650	338	PORTUGAL	390 859	44 022	23 177
GUATEMALA	1 105	215	111	SPAIN	387 437	61 905	32 920
EL SALVADOR	722	146	78	ICELAND	192	102	51
COSTA RICA	1 062	202	106	NORWAY	7 006	2 209	1 168
CUBA	638	149	78	SWEDEN	769 782	125 507	66 957
HAITI	686	105	55	FINLAND	84 424	11 185	5 855
DOMINIC REP	217	52	30	SWITZERLAND	759 333	102 619	54 640
JAMAICA	3 105	382	197	AUSTRIA	1 432 735	141 674	75 133
TRINIDAD TOB	2 883	935	493	MALTA	365	59	30
COLOMBIA	1 991	427	226	YUGOSLAVIA	68 701	10 645	5 623
VENEZUELA	1 924	573	307	TURKEY	17 883	4 823	2 543
ECUADOR	1 583	298	155	SOVIET UNION	470 274	39 532	21 004
PERU	494	103	55	POLAND	38 379	6 659	4 595
BRAZIL	4 636	935	491	CZECHOSLOVAKIA	24 277	6 077	3 248
CHILE	4 194	806	425	HUNGARY	20 909	5 246	2 772
BOLIVIA	217	75	42	ROMANIA	4 791	871	470
ARGENTINA	524	154	82	BULGARIA	13 793	1 831	960
CYPRUS	2 551	505	268	ALBANIA	224	91	45
LEBANON	2 568	382	199	MOROCCO	2 875	833	448
SYRIA	7 909	1 451	774	ALGERIA	27 717	2 710	1 515
IRAQ	1 616	422	224	TUNISIA	5 126	965	512
IRAN	75 448	9 815	5 292	LIBYA	1 970	739	415
ISRAEL	8 651	1 741	921	EGYPT	13 916	2 232	1 172
JORDAN	1 489	375	199	SENEGAL	267	60	31
SAUDI ARABIA	26 955	5 025	2 673	LIBERIA	90	58	31
KUWAIT	1 688	341	181	IVORY COAST	2 701	942	508
ARAB EMIRAT	60 967	10 747	5 700	GHANA	1 794	459	243
NORTH YEMEN	2 090	458	234	NIGERIA	5 737	1 458	770
PAKISTAN	2 575	576	301	CAMEROON	1 370	348	183
INDIA	4 441	757	406	ZAIRE	623	119	63
BURMA	301	72	37	BURUNDI	354	118	64
THAILAND	12 181	2 226	1 173	ETHIOPIA	434	138	72
INDONESIA	6 713	1 289	685	KENYA	4 233	521	278
MALAYSIA	2 905	634	338	TANZANIA	389	136	70
SINGAPORE	5 007	717	383	MOZAMBIQUE	546	263	140
PHILIPPINES	2 373	488	258	MADAGASCAR	366	99	53
CHINA	667	166	89	MAURITIUS	163	72	37
SOUTH KOREA	5 804	1 687	895	ZAMBIA	196	96	52
JAPAN	11 192	4 690	2 491	ZIMBABWE	3 413	525	280
TAIWAN	11 317	2 340	1 242	REP S AFRICA	42 696	8 163	4 336
HONG KONG	9 409	1 783	943	USA	665 426	86 395	45 868
AUSTRALIA	5 583	1 245	661	CANADA	1 792	2 509	1 322
NEW ZEALAND	1 418	263	135	MEXICO	12 768	4 596	2 465
				GUATEMALA	402	161	82
				HONDURAS	235	81	40
				EL SALVADOR	367	136	73
				CUBA	219	221	114
				JAMAICA	571	101	54
				TRINIDAD TOB	181	58	31
				COLOMBIA	3 276	1 095	579
				VENEZUELA	1 494	361	182
				ECUADOR	4 239	911	481
				PERU	341	194	101
				BRAZIL	62 251	18 152	9 638
511 HYDROCARBONS, NES, DERIVTS							
IMPORTS	29 018 015	2 982 968	1 585 004				
FRANCE	1 500 092	188 185	100 048				
BELGIUM LUX	2 986 278	307 088	163 139				
NETHERLANDS	12 263 990	1 280 565	679 454				
ITALY	1 181 336	125 367	66 373				
UNITED KINGDOM	3 121 922	294 943	157 048				
IRELAND	303	136	73				
DENMARK	2 265	607	323				

6 IMPORTS AND EXPORTS (SPECIAL TRADE) BY GROUPS OF THE SITC-REV. III AND BY COUNTRIES OF PRODUCTION AND CONSUMPTION 1989

GROUP COUNTRY	DT = 100 KG	1 000 DM	1 000 \$	GROUP COUNTRY	DT = 100 KG	1 000 DM	1 000 \$
CHILE	12 271	3 134	1 602	FRANCE	1 531 273	317 943	169 057
URUGUAY	297	74	39	BELGIUM LUX	1 382 619	236 552	126 096
ARGENTINA	2 329	720	384	NETHERLANDS	3 248 757	524 246	278 765
CYPRUS	618	174	93	ITALY	1 838 605	356 059	189 342
LEBANON	1 273	310	166	UNITD KINGDOM	1 103 661	228 510	121 395
SYRIA	435	210	110	IRELAND	63 048	14 328	7 649
IRAQ	1 430	681	356	DENMARK	261 204	55 041	29 246
IRAN	6 983	2 197	1 150	GREECE	35 574	9 629	5 110
ISRAEL	60 005	10 934	5 803	PORTUGAL	47 519	10 643	5 628
JORDAN	2 627	612	326	SPAIN	335 750	86 425	45 925
SAUDI ARABIA	32 407	6 632	3 493	CANARY IS	482	408	220
KUWAIT	7 700	1 947	1 027	ICELAND	184	106	56
BAHRAIN	1 376	353	186	NORWAY	46 765	10 230	5 426
QATAR	709	172	91	SWEDEN	179 195	38 859	20 664
ARAB EMIRAT	6 444	1 203	628	FINLAND	98 288	18 538	9 867
OMAN	989	138	74	SWITZERLAND	558 174	156 482	83 174
NORTH YEMEN	410	62	33	AUSTRIA	334 953	55 203	29 309
PAKISTAN	8 817	2 055	1 098	ANDORRA	195	72	37
INDIA	26 737	6 857	3 663	YUGOSLAVIA	145 202	30 600	16 246
BANGLADESH	419	156	78	TURKEY	106 431	21 654	11 463
THAILAND	12 701	3 639	1 918	SOVIET UNION	129 914	37 979	19 907
INDONESIA	5 995	2 222	1 169	POLAND	153 682	34 750	18 578
MALAYSIA	7 251	2 563	1 352	CZECHOSLOVA	114 401	31 762	16 855
SINGAPORE	9 480	3 626	1 928	HUNGARY	107 263	20 121	10 665
PHILIPPINES	8 700	1 999	1 063	ROMANIA	24 899	7 147	3 883
CHINA	279 424	45 241	24 183	BULGARIA	9 029	3 537	1 924
SOUTH KOREA	43 779	10 925	5 772	ALBANIA	811	281	152
JAPAN	78 294	24 060	12 782	MOROCCO	4 358	1 480	786
TAIWAN	41 995	10 466	5 506	ALGERIA	11 756	3 602	1 907
HONG KONG	8 989	2 775	1 479	TUNISIA	1 153	384	201
AUSTRALIA	4 583	1 069	565	LIBYA	234	148	80
NEW ZEALAND	199	118	61	EGYPT	14 826	3 058	1 649
512 ALCOHOL, PHENOL, ETC. DERIV				SUDAN	107	67	32
IMPORTS	13 372 365	1 368 581	726 758	SENEGAL	728	224	120
FRANCE	1 176 911	239 802	127 799	IVORY COAST	2 889	975	514
BELGIUM LUX	719 311	126 939	67 448	GHANA	245	139	72
NETHERLANDS	7 409 592	432 295	229 654	NIGERIA	15 933	5 744	3 034
ITALY	481 388	90 624	48 137	CAMEROON	5 988	1 668	888
UNITD KINGDOM	524 760	95 504	50 749	ZAIRE	2 462	842	450
IRELAND	876	324	171	RWANDA	284	85	43
DENMARK	2 314	528	279	ANGOLA	311	68	33
PORTUGAL	132	178	97	KENYA	8 478	2 073	1 100
SPAIN	63 989	16 614	8 865	TANZANIA	290	146	77
NORWAY	12 759	2 108	1 126	MADAGASCAR	457	88	48
SWEDEN	58 063	15 305	8 123	MAURITIUS	141	103	51
FINLAND	3 038	2 638	1 399	ZAMBIA	379	94	52
SWITZERLAND	113 239	34 520	18 368	ZIMBABWE	1 555	336	180
AUSTRIA	2 367	896	478	REP S AFRICA	85 744	20 371	10 817
YUGOSLAVIA	46 780	1 622	856	USA	834 825	247 023	131 301
TURKEY	94 781	27 202	14 089	CANADA	40 334	8 511	4 515
SOVIET UNION	672 087	27 650	14 763	MEXICO	41 126	14 359	7 581
POLAND	25 146	4 008	2 132	GUATEMALA	1 113	610	310
CZECHOSLOVA	74 340	14 514	7 746	HONDURAS	334	148	76
HUNGARY	28 175	2 211	1 175	EL SALVADOR	1 502	418	214
ROMANIA	1 151	641	338	NICARAGUA	77	80	43
BULGARIA	650	209	119	COSTA RICA	1 647	728	379
MOROCCO	2 285	336	179	CUBA	12 615	2 633	1 389
LIBYA	197 408	4 645	2 461	BAHAMAS	182	72	38
EGYPT	32 369	5 406	2 829	DOMINIC REP	2 453	490	263
SENEGAL	2 700	463	248	JAMAICA	1 052	229	120
IVORY COAST	26 091	4 492	2 402	COLOMBIA	9 707	3 099	1 631
NIGERIA	25 764	4 345	2 287	VENEZUELA	25 726	4 866	2 624
CAMEROON	2 310	403	213	ECUADOR	1 650	864	462
ZAIRE	3 344	557	292	PERU	2 802	1 238	653
KENYA	5 500	965	504	BRAZIL	111 945	35 723	18 988
MAURITIUS	1 020	142	77	CHILE	2 821	1 554	814
REP S AFRICA	279	9 851	5 221	BOLIVIA	403	308	162
USA	398 208	79 878	42 230	PARAGUAY	402	148	75
CANADA	87 492	2 698	1 406	URUGUAY	1 185	440	234
MEXICO	12 481	3 379	1 831	ARGENTINA	17 098	7 439	3 973
GUYANA	1 646	155	82	CYPRUS	1 480	232	124
PERU	730	176	94	LEBANON	147	68	36
BRAZIL	81 456	19 667	10 369	SYRIA	4 132	1 247	659
CHILE	302 396	8 162	4 301	IRAQ	19 043	3 298	1 763
PARAGUAY	10	78	42	IRAN	97 139	17 305	9 073
ARGENTINA	5 209	896	488	ISRAEL	81 847	21 090	11 268
ISRAEL	678	395	211	JORDAN	4 426	942	497
SAUDI ARABIA	476 095	15 789	8 326	SAUDI ARABIA	5 608	1 455	771
INDIA	8 496	2 784	1 492	KUWAIT	5 721	1 450	768
INDONESIA	4 025	679	359	QATAR	344	175	89
MALAYSIA	15 995	3 192	1 691	ARAB EMIRAT	3 505	824	438
SINGAPORE	315	704	368	AFGHANISTAN	286	137	74
PHILIPPINES	71 941	13 977	7 347	PAKISTAN	15 934	2 637	1 399
CHINA	6 741	19 085	10 095	INDIA	111 525	32 868	17 425
SOUTH KOREA	1 850	599	322	BANGLADESH	3 633	537	279
JAPAN	32 103	26 266	13 971	SRI LANKA	1 223	312	162
TAIWAN	879	519	281	NEPAL	200	72	38
HONG KONG	111	89	48	BURMA	446	128	66
PAPUA NEW G	7 469	358	196	THAILAND	27 551	6 170	3 257
NEW ZEALAND	44 801	879	458	VIETNAM	239	70	38
UNITD COUNTR	298	183	97	INDONESIA	18 685	7 157	3 830
EXPORTS	14 998 687	3 092 898	1 643 660	MALAYSIA	12 940	3 654	1 948
				SINGAPORE	27 351	11 136	5 795
				PHILIPPINES	16 560	2 921	1 549
				CHINA	126 028	40 121	21 227
				NORTH KOREA	107	86	44
				SOUTH KOREA	131 987	32 187	17 014

6 IMPORTS AND EXPORTS (SPECIAL TRADE) BY GROUPS OF THE SITC-REV. III AND BY COUNTRIES OF PRODUCTION AND CONSUMPTION 1989

GROUP COUNTRY	DT = 100 KG	1 000 DM	1 000 \$	GROUP COUNTRY	DT = 100 KG	1 000 DM	1 000 \$
JAPAN	464 263	121 093	64 054	ETHIOPIA	5 596	947	502
TAIWAN	632 259	87 105	46 577	KENYA	6 982	1 540	818
HONG KONG	15 701	4 972	2 606	UGANDA	78	72	38
AUSTRALIA	35 023	9 590	5 073	TANZANIA	373	180	94
NEW ZEALAND	5 263	1 674	881	REUNION	1 144	380	201
513 CARBOXYLIC ACIDS, DERIVATS				MAURITIUS	2 938	944	504
IMPORTS	8 045 394	1 780 865	946 372	ZAMBIA	311	98	51
FRANCE	2 053 763	423 667	225 356	ZIMBABWE	2 574	857	441
BELGIUM LUX	1 399 669	243 025	129 234	MALAWI	226	74	40
NETHERLANDS	1 474 837	262 531	139 646	REP S AFRICA	35 807	13 550	7 228
ITALY	566 684	136 300	72 488	USA	615 937	173 821	92 302
UNITED KINGDOM	790 146	180 793	95 979	CANADA	40 799	49 677	26 702
IRELAND	82 372	24 214	12 876	MEXICO	27 614	14 102	7 441
DENMARK	26 986	6 585	3 503	GUATEMALA	2 238	840	434
PORTUGAL	5 999	1 994	1 075	HONDURAS	366	147	77
SPAIN	107 415	29 991	15 963	EL SALVADOR	628	292	154
NORWAY	6 449	2 775	1 471	COSTA RICA	3 323	734	379
SWEDEN	72 981	23 044	12 283	PANAMA	509	168	88
FINLAND	7 448	1 399	746	CUBA	2 602	1 182	620
SWITZERLAND	115 064	93 152	49 589	HAITI	204	84	43
AUSTRIA	242 765	59 469	31 624	DOMINIC REP	4 177	868	457
YUGOSLAVIA	56 601	5 037	2 621	JAMAICA	2 201	596	313
TURKEY	10 382	1 733	924	TRINIDAD TOB	138	73	39
SOVIET UNION	13 708	2 111	1 128	NETH ANTILL	548	195	104
POLAND	12 093	3 211	1 899	COLOMBIA	29 456	8 893	4 692
CZECHOSLOVAKIA	69 382	12 176	6 501	VENEZUELA	7 432	2 401	1 271
HUNGARY	9 583	2 146	1 147	ECUADOR	2 775	5 276	2 778
ROMANIA	20 361	5 351	2 849	PERU	3 234	4 323	2 266
BULGARIA	8 388	2 064	1 102	BRAZIL	58 692	21 879	11 642
EGYPT	210	276	146	CHILE	16 879	4 840	2 549
REP S AFRICA	898	327	174	BOLIVIA	1 632	340	176
USA	616 663	162 679	85 922	PARAGUAY	1 744	352	181
CANADA	17 011	3 508	1 869	URUGUAY	10 697	1 755	939
MEXICO	6 870	1 584	837	ARGENTINA	44 251	9 868	5 275
PANAMA	234	563	300	CYPRUS	1 187	492	259
COLOMBIA	580	144	74	LEBANON	1 944	450	244
VENEZUELA	1 250	148	78	SYRIA	3 405	1 024	539
BRAZIL	35 169	6 331	3 314	IRAQ	8 299	3 000	1 595
ARGENTINA	10 785	3 752	1 981	IRAN	46 459	12 821	6 827
INDIA	6 638	2 582	1 356	ISRAEL	136 693	33 064	17 500
INDONESIA	10 609	2 166	1 166	JORDAN	1 956	686	363
MALAYSIA	8 595	1 536	811	SAUDI ARABIA	13 519	2 961	1 589
SINGAPORE	1 144	114	65	KUWAIT	4 953	1 666	883
PHILIPPINES	1 777	441	237	QATAR	683	1 237	661
CHINA	55 820	18 609	9 911	ARAB EMIRAT	3 099	722	389
SOUTH KOREA	1 393	392	207	OMAN	80	82	44
JAPAN	86 151	45 125	23 972	NORTH YEMEN	160	84	44
TAIWAN	5 655	1 849	987	AFGHANISTAN	365	260	137
HONG KONG	1 671	378	200	PAKISTAN	55 383	8 733	4 700
NEW ZEALAND	109	749	402	INDIA	113 625	29 945	16 045
EXPORTS	12 767 447	2 986 577	1 588 628	BANGLADESH	21 833	3 334	1 793
FRANCE	1 415 462	352 736	187 654	SRI LANKA	8 109	1 280	674
BELGIUM LUX	1 064 851	200 074	106 360	NEPAL	497	89	49
NETHERLANDS	2 256 299	386 120	205 433	BURMA	557	136	74
ITALY	1 333 729	299 511	159 196	THAILAND	27 870	5 593	2 960
UNITED KINGDOM	1 028 985	264 763	140 952	VIETNAM	398	89	48
IRELAND	68 233	13 456	7 135	INDONESIA	33 718	9 036	4 785
DENMARK	149 650	34 540	18 362	MALAYSIA	14 936	2 124	1 139
GREECE	125 534	27 393	14 597	SINGAPORE	64 995	9 452	5 025
PORTUGAL	36 817	10 619	5 670	PHILIPPINES	19 285	5 312	2 814
SPAIN	427 774	139 043	70 827	CHINA	113 937	23 474	12 500
CANARY IS	358	155	83	NORTH KOREA	419	91	48
ICELAND	643	269	136	SOUTH KOREA	154 053	34 791	18 472
NORWAY	207 734	22 602	11 979	JAPAN	203 661	69 702	37 021
SWEDEN	229 358	48 729	25 879	TAIWAN	103 873	22 642	11 985
FINLAND	141 457	27 135	14 447	HONG KONG	134 996	21 800	11 508
SWITZERLAND	843 706	191 711	102 110	AUSTRALIA	36 014	29 504	15 820
AUSTRIA	257 819	63 413	33 724	NEW ZEALAND	18 488	3 443	1 818
MALTA	236	147	79	514 NITROGEN-FUNCT. COMPOUNDS			
YUGOSLAVIA	152 489	35 237	18 746	IMPORTS	6 268 671	3 238 755	1 725 405
TURKEY	108 056	34 311	18 198	FRANCE	1 676 959	557 709	297 707
SOVIET UNION	235 344	67 232	35 891	BELGIUM LUX	1 199 578	351 675	187 137
POLAND	39 629	14 311	7 561	NETHERLANDS	821 171	195 724	104 376
CZECHOSLOVAKIA	51 905	21 513	11 461	ITALY	166 385	428 627	228 181
HUNGARY	59 152	21 835	11 674	UNITED KINGDOM	698 006	762 989	407 317
ROMANIA	18 715	4 380	2 297	IRELAND	21 993	27 885	14 758
BULGARIA	32 193	8 719	4 654	DENMARK	9 429	6 314	3 397
ALBANIA	1 606	421	219	GREECE	18	67	34
MOROCCO	33 162	5 903	3 104	PORTUGAL	3 728	1 076	575
ALGERIA	49 318	11 774	6 186	SPAIN	24 442	21 940	11 685
TUNISIA	13 387	4 726	2 567	NORWAY	4 709	45 124	23 835
LIBYA	1 845	637	348	SWEDEN	50 048	29 860	15 925
EGYPT	21 623	5 582	2 998	FINLAND	2 606	5 809	3 058
MALI	3 304	588	312	SWITZERLAND	70 687	213 079	113 628
SENEGAL	6 059	907	461	AUSTRIA	670 473	91 207	48 432
LIBERIA	4 536	455	241	YUGOSLAVIA	33 913	11 147	5 964
IVORY COAST	27 174	3 961	2 102	TURKEY	837	789	417
GHANA	428	117	63	SOVIET UNION	20 782	4 947	2 577
NIGERIA	26 208	5 465	2 890	POLAND	18 720	4 906	2 617
CAMEROON	1 585	220	118	CZECHOSLOVAKIA	55 929	19 476	10 463
ZAIRE	1 172	342	183	HUNGARY	17 510	9 444	5 085
ANGOLA	1 953	591	319	BULGARIA	245	58	30
				EGYPT	45	123	64
				USA	395 613	226 771	120 066

6 IMPORTS AND EXPORTS (SPECIAL TRADE) BY GROUPS OF THE SITC-REV. III AND BY COUNTRIES OF PRODUCTION AND CONSUMPTION 1989

GROUP COUNTRY	DT = 100 KG	1 000 DM	1 000 \$	GROUP COUNTRY	DT = 100 KG	1 000 DM	1 000 \$
CANADA	4 468	2 677	1 429	IRAN	24 842	14 315	7 678
MEXICO	5 872	3 695	1 952	ISRAEL	50 692	36 673	19 435
BRAZIL	89 654	22 618	12 062	JORDAN	3 405	1 536	818
ARGENTINA	28 620	5 107	2 740	SAUDI ARABIA	29 905	12 018	6 413
ISRAEL	6 113	8 194	4 384	KUWAIT	6 116	2 188	1 165
INDIA	11 846	16 497	8 734	BAHRAIN	823	401	209
THAILAND	2 822	1 199	637	QATAR	1 759	590	309
INDONESIA	2 710	756	405	ARAB EMIRAT	4 872	2 214	1 168
CHINA	15 681	13 547	7 222	OMAN	1 857	712	388
NORTH KOREA	68	72	39	NORTH YEMEN	3 843	1 550	815
SOUTH KOREA	29 329	16 208	8 603	AFGHANISTAN	97	232	121
JAPAN	97 649	128 193	68 112	PAKISTAN	13 863	8 600	4 575
TAIWAN	9 561	3 079	1 634	INDIA	63 467	61 110	32 454
EXPORTS	7 679 453	4 761 532	2 529 783	BANGLADESH	399	359	188
FRANCE	1 030 894	397 266	211 348	SRI LANKA	883	525	272
BELGIUM LUX	825 124	250 854	133 358	BURMA	420	540	285
NETHERLANDS	1 109 191	891 690	472 191	THAILAND	25 715	12 533	6 647
ITALY	625 757	356 305	189 291	VIETNAM	19	72	38
UNITED KINGDOM	525 685	272 970	145 258	INDONESIA	24 539	22 155	11 786
IRELAND	23 208	17 955	9 567	MALAYSIA	11 581	8 780	4 672
DENMARK	64 491	23 278	12 376	BRUNEI	161	111	61
GREECE	25 668	19 477	10 388	SINGAPORE	17 438	9 002	4 837
PORTUGAL	60 245	25 758	13 660	PHILIPPINES	7 708	4 522	2 373
SPAIN	246 624	160 063	85 052	CHINA	215 092	63 144	33 428
ICELAND	549	392	202	SOUTH KOREA	96 013	66 004	35 143
NORWAY	24 564	13 013	6 958	JAPAN	286 396	264 340	140 453
SWEDEN	76 410	42 923	22 849	TAIWAN	94 151	59 113	31 395
FINLAND	72 591	28 006	14 905	HONG KONG	11 671	8 480	4 537
SWITZERLAND	492 311	389 117	206 830	AUSTRALIA	31 528	16 813	8 973
AUSTRIA	77 989	55 449	29 300	NEW ZEALAND	9 690	4 034	2 138
MALTA	1 419	1 070	569	515 ORGANIC-INORGANIC COMPOUNDS			
YUGOSLAVIA	31 190	41 702	22 030	IMPORTS	2 245 189	2 196 904	1 170 840
TURKEY	58 581	40 912	21 802	FRANCE	306 109	195 330	104 215
SOVIET UNION	169 339	113 625	60 776	BELGIUM LUX	793 840	301 908	160 209
POLAND	32 428	29 864	16 073	NETHERLANDS	333 847	122 054	65 032
CZECHOSLOVAKIA	33 176	22 237	11 833	ITALY	95 106	63 747	44 677
HUNGARY	66 781	44 373	23 655	UNITED KINGDOM	134 423	236 492	126 328
ROMANIA	5 981	5 291	2 818	IRELAND	3 957	51 289	27 519
BULGARIA	14 671	10 664	5 709	DENMARK	23 878	16 387	8 725
ALBANIA	281	187	98	PORTUGAL	27	384	218
MOROCCO	3 572	1 887	1 006	SPAIN	21 062	40 465	21 511
ALGERIA	14 299	3 749	2 019	NORWAY	1 015	2 415	1 281
TUNISIA	2 738	1 359	726	SWEDEN	13 210	8 687	4 665
LIBYA	20 148	8 065	4 290	FINLAND	3 691	4 379	2 314
EGYPT	6 717	12 127	6 440	SWITZERLAND	52 835	314 389	167 872
MALI	165	327	175	AUSTRIA	58 966	26 057	13 839
NIGER	116	257	138	YUGOSLAVIA	21 243	6 783	3 570
SENEGAL	218	174	95	TURKEY	1 810	2 451	1 285
IVORY COAST	981	732	395	SOVIET UNION	10 159	7 032	3 733
GHANA	1 949	7 170	3 828	POLAND	48 674	13 545	7 205
NIGERIA	60 505	31 386	16 750	CZECHOSLOVAKIA	6 994	5 033	2 672
CAMEROON	1 871	3 918	2 130	HUNGARY	15 089	12 408	6 588
CENTRAL AFRICAN REP	76	198	110	ROMANIA	12 795	4 670	2 488
ZAIRE	2 288	3 320	1 774	BULGARIA	10 689	3 040	1 629
BURUNDI	575	900	470	EGYPT	14	84	47
ANGOLA	1 312	766	410	REP. S. AFRICA	884	488	255
ETHIOPIA	1 444	735	394	USA	99 063	320 742	171 355
KENYA	1 293	1 260	652	CANADA	448	2 165	1 134
UGANDA	1 007	524	278	MEXICO	1 845	3 350	1 778
TANZANIA	805	938	510	PANAMA	6	70	36
MOZAMBIQUE	849	898	488	BAHAMAS		110	59
MADAGASCAR	84	137	73	BRAZIL	5 255	10 497	5 590
REUNION	134	67	35	CHILE	67	142	78
MAURITIUS	702	859	457	ARGENTINA	7	172	91
ZAMBIA	1 318	861	459	ISRAEL	4 593	2 077	1 104
ZIMBABWE	459	528	277	SAUDI ARABIA	26 607	6 220	3 336
REP. S. AFRICA	48 144	26 793	14 129	INDIA	10 691	19 751	10 460
USA	402 018	428 984	227 932	INDONESIA	359	196	102
CANADA	176 913	40 446	21 427	SINGAPORE	297	82 776	43 598
MEXICO	18 734	44 017	23 464	CHINA	46 265	62 496	33 209
GUATEMALA	1 755	1 410	739	SOUTH KOREA	5 600	4 953	2 625
HONDURAS	61	87	46	JAPAN	70 214	216 369	115 592
EL SALVADOR	543	1 233	652	TAIWAN	2 739	4 537	2 416
COSTA RICA	418	372	187	HONG KONG	401	547	286
PANAMA	491	184	96	AUSTRALIA	55	119	61
CUBA	493	735	386	EXPORTS	2 785 349	3 831 498	2 040 462
DOMINICAN REP	153	147	78	FRANCE	263 354	309 139	164 720
DOMINICA	181	69	39	BELGIUM LUX	144 818	153 932	81 910
JAMAICA	70	60	34	NETHERLANDS	272 096	208 763	111 754
BARBADOS	65	768	402	ITALY	408 148	409 099	218 256
TRINIDAD TOB	182	64	33	UNITED KINGDOM	184 449	202 461	107 773
COLOMBIA	19 132	17 571	9 319	IRELAND	11 250	19 070	10 193
VENEZUELA	5 721	6 786	3 626	DENMARK	19 366	19 508	10 374
ECUADOR	1 273	5 082	2 682	GREECE	14 040	23 170	12 232
PERU	1 185	2 322	1 232	PORTUGAL	9 644	28 038	14 940
BRAZIL	94 524	118 821	62 986	SPAIN	79 437	145 695	77 527
CHILE	3 182	4 328	2 284	NORWAY	7 411	11 975	6 362
BOLIVIA	329	298	158	SWEDEN	19 941	20 596	10 989
PARAGUAY	128	109	57	FINLAND	7 696	7 312	3 889
URUGUAY	2 013	2 699	1 417	SWITZERLAND	235 719	261 096	139 163
ARGENTINA	17 795	27 698	14 820	AUSTRIA	53 179	50 615	27 004
CYPRUS	823	461	242	ANDORRA	7	400	208
LEBANON	1 451	651	346				
SYRIA	6 111	1 033	547				
IRAQ	15 209	7 574	4 109				

6 IMPORTS AND EXPORTS (SPECIAL TRADE) BY GROUPS OF THE SITC-REV. III AND BY COUNTRIES OF PRODUCTION AND CONSUMPTION 1989

GROUP COUNTRY	DT = 100 KG	1 000 DM	1 000 \$	GROUP COUNTRY	DT = 100 KG	1 000 DM	1 000 \$
MALTA	84	309	163	UNITED KINGDOM	288 880	96 405	51 154
YUGOSLAVIA	39 425	71 255	37 999	IRELAND	1 673	10 046	5 367
TURKEY	16 980	56 020	29 712	DENMARK	49 518	57 266	30 256
SOVIET UNION	58 104	61 773	32 925	PORTUGAL	345	802	431
POLAND	32 511	42 432	22 643	SPAIN	33 535	10 735	5 735
CZECHOSLOVAKIA	21 451	42 835	22 919	NORWAY	5 278	12 517	6 695
HUNGARY	44 214	45 251	24 307	SWEDEN	38 423	12 135	6 480
ROMANIA	4 983	4 523	2 400	FINLAND	109 778	15 018	7 960
BULGARIA	5 918	7 082	3 778	SWITZERLAND	40 728	200 465	108 065
ALBANIA	446	356	187	AUSTRIA	136 106	18 348	9 825
MOROCCO	510	2 708	1 451	YUGOSLAVIA	42 415	3 364	1 777
ALGERIA	1 172	1 477	766	TURKEY	5 380	552	317
TUNISIA	733	376	203	SOVIET UNION	7 636	1 440	770
LIBYA	10 501	2 495	1 320	POLAND	11 918	3 145	1 660
EGYPT	3 707	11 345	6 050	CZECHOSLOVAKIA	33 326	4 486	2 384
SUDAN	254	427	231	HUNGARY	33 047	2 588	1 393
BURKINA FASO	324	144	76	ROMANIA	10 375	986	508
SENEGAL	81	299	168	BULGARIA	9 787	864	456
IVORY COAST	678	1 481	786	ZAIRE	117	910	483
NIGERIA	2 492	4 161	2 211	REP S AFRICA	5	1 405	767
CAMEROON	67	78	42	USA	179 478	80 119	42 483
CENT AFR REP	323	556	303	CANADA	90	470	247
ZAIRE	1 513	403	214	MEXICO	132	4 954	2 587
BURUNDI	1 048	2 196	1 186	NETH ANTILL	1	3 493	1 842
ETHIOPIA	330	1 208	651	BRAZIL	8 329	2 030	1 084
KENYA	1 007	1 490	783	CHILE	209	429	228
UGANDA	67	150	82	URUGUAY	10	291	156
TANZANIA	587	576	298	ARGENTINA	94	1 732	914
MOZAMBIQUE	53	67	36	ISRAEL	3 022	5 781	3 083
ZAMBIA	10 007	1 810	978	SAUDI ARABIA	30 144	4 340	2 315
ZIMBABWE	940	3 122	1 639	INDIA	7 097	7 584	4 017
REP S AFRICA	23 983	32 649	17 131	THAILAND	105	1 272	674
BOTSWANA	96	96	52	INDONESIA	105	90	46
SWAZILAND	75	1 052	596	SINGAPORE	216	272	144
USA	283 773	643 137	342 618	CHINA	10 187	6 540	3 473
CANADA	18 541	31 758	16 921	SOUTH KOREA	462	496	260
MEXICO	18 565	61 797	33 003	JAPAN	35 079	57 987	30 924
GUATEMALA	1 539	4 590	2 422	TAIWAN	1 238	3 984	2 139
HONDURAS	395	210	112	AUSTRALIA	31	66	33
EL SALVADOR	1 747	7 682	4 067	UNIT COUNTR	3 067	231	120
COSTA RICA	1 065	1 971	1 030				
PANAMA	139	308	159	EXPORTS	10 235 789	2 420 019	1 287 914
CUBA	1 619	1 509	801	FRANCE	933 922	232 105	123 681
BAHAMAS	880	9 912	5 293	BELGIUM LUX	1 704 969	283 286	150 643
DOMINIC REP	853	581	316	NETHERLANDS	3 181 577	404 147	215 378
JAMAICA	99	69	36	ITALY	855 961	218 312	116 178
COLOMBIA	7 035	22 696	11 979	UNITED KINGDOM	764 168	169 301	90 052
VENEZUELA	4 561	11 250	6 031	IRELAND	16 546	9 453	5 001
SURINAME	205	130	70	DENMARK	84 151	17 197	9 150
ECUADOR	1 994	6 836	3 587	GREECE	11 136	5 449	2 910
PERU	6 394	8 604	4 578	PORTUGAL	17 972	8 256	4 403
BRAZIL	83 887	117 588	62 438	SPAIN	381 483	92 080	49 035
CHILE	4 293	8 308	4 395	ICELAND	182	120	63
BOLIVIA	151	285	152	NORWAY	29 743	11 427	6 085
PARAGUAY	612	1 381	737	SWEDEN	165 111	45 970	24 935
URUGUAY	471	2 094	1 113	FINLAND	27 732	12 289	6 513
ARGENTINA	17 054	29 375	15 613	SWITZERLAND	630 647	205 575	109 242
CYPRUS	362	272	146	AUSTRIA	230 771	45 851	24 380
LEBANON	197	212	114	YUGOSLAVIA	54 240	20 371	10 822
SYRIA	2 600	1 204	626	TURKEY	52 424	17 942	9 546
IRAQ	461	779	416	SOVIET UNION	95 136	28 913	15 377
IRAN	2 522	3 917	2 087	POLAND	22 184	8 996	4 783
ISRAEL	13 199	13 350	7 083	CZECHOSLOVAKIA	32 297	11 038	5 892
JORDAN	286	303	157	HUNGARY	45 724	20 159	10 710
SAUDI ARABIA	10 625	4 715	2 503	ROMANIA	10 136	2 995	1 572
KUWAIT	637	370	189	BULGARIA	26 689	8 151	4 325
QATAR	128	61	33	ALBANIA	117	140	72
ARAB EMIRAT	359	285	149	MOROCCO	2 277	688	365
OMAN	181	92	49	ALGERIA	2 906	1 466	781
AFGHANISTAN	209	663	361	TUNISIA	978	448	232
PAKISTAN	5 281	19 269	10 162	LIBYA	2 187	1 764	933
INDIA	37 640	33 467	17 710	EGYPT	8 486	4 917	2 622
BANGLADESH	356	1 693	899	SUDAN	167	269	145
SRI LANKA	281	329	172	SENEGAL	237	68	34
BURMA	70	214	110	IVORY COAST	4 534	1 942	1 039
THAILAND	5 149	12 852	6 853	GHANA	48	99	52
INDONESIA	13 867	24 114	12 781	NIGERIA	11 182	2 423	1 283
MALAYSIA	6 791	9 438	5 049	CAMEROON	67	182	101
SINGAPORE	11 815	9 247	4 892	ZAIRE	56	77	40
PHILIPPINES	5 070	10 571	5 636	ANGOLA	162	103	55
CHINA	14 934	13 664	7 222	ETHIOPIA	135	209	109
NORTH KOREA	1 229	783	419	KENYA	1 124	699	373
SOUTH KOREA	31 111	49 424	26 462	TANZANIA	178	149	79
JAPAN	109 775	304 806	161 867	MOZAMBIQUE	351	193	106
TAIWAN	18 087	22 916	12 092	MADAGASCAR	224	112	58
HONG KONG	5 440	5 960	3 155	REUNION	68	88	47
AUSTRALIA	13 724	37 955	20 208	MAURITIUS	920	135	70
NEW ZEALAND	1 692	2 806	1 483	ZIMBABWE	1 020	983	521
				REP S AFRICA	45 486	13 185	6 975
516 OTHER ORGANIC CHEMICALS				USA	270 141	218 667	116 322
IMPORTS	9 798 308	1 599 440	851 832	CANADA	32 936	12 316	6 607
FRANCE	1 319 010	171 790	91 512	MEXICO	11 739	11 261	6 017
BELGIUM LUX	1 646 813	229 315	122 314	GUATEMALA	1 009	1 288	682
NETHERLANDS	5 343 725	491 206	260 732	HONDURAS	78	109	59
ITALY	351 037	71 368	37 979	EL SALVADOR	1 684	819	436
				COSTA RICA	229	170	90

6 IMPORTS AND EXPORTS (SPECIAL TRADE) BY GROUPS OF THE SITC-REV. III AND BY COUNTRIES OF PRODUCTION AND CONSUMPTION 1989

GROUP COUNTRY	DT = 100 KG	1 000 DM	1 000 \$	GROUP COUNTRY	DT = 100 KG	1 000 DM	1 000 \$
CUBA	3 514	1 367	732	EXPORTS	41 457 213	2 953 902	1 570 342
DOMINIC REP	39	84	44	FRANCE	4 070 000	344 635	183 322
GUADELOUPE	160	80	43	BELGIUM LUX	7 490 258	248 716	132 328
NETH ANTILL	2 005	202	103	NETHERLANDS	8 548 709	294 940	156 988
COLOMBIA	19 366	9 623	5 045	ITALY	1 364 086	196 301	104 403
VENEZUELA	23 549	5 194	2 748	UNITD KINGDOM	5 367 159	266 477	141 544
ECUADOR	721	989	526	IRELAND	291 919	15 921	8 466
PERU	2 293	1 674	884	DENMARK	1 082 875	62 502	33 179
BRAZIL	47 615	28 304	14 961	GREECE	51 334	12 818	6 800
CHILE	2 910	2 191	1 157	PORTUGAL	118 590	16 286	8 647
BOLIVIA	84	271	141	SPAIN	590 327	67 664	36 045
PARAGUAY	472	281	155	CANARY IS	797	234	125
URUGUAY	1 516	818	427	ICELAND	666	345	174
ARGENTINA	9 454	7 150	3 803	NORWAY	205 466	21 063	11 156
CYPRUS	244	236	130	SWEDEN	1 497 052	95 208	50 709
LEBANON	377	225	121	FINLAND	2 149 749	71 446	38 076
SYRIA	1 777	560	291	SWITZERLAND	666 825	81 710	43 418
IRAQ	364	674	360	AUSTRIA	2 257 896	145 715	77 449
IRAN	7 863	7 002	3 766	MALTA	2 059	395	210
ISRAEL	22 108	9 381	4 975	YUGOSLAVIA	379 307	34 193	18 088
JORDAN	350	393	209	TURKEY	76 232	18 317	10 091
SAUDI ARABIA	7 620	4 968	2 615	SOVIET UNION	446 875	67 467	35 714
KUWAIT	821	562	300	POLAND	146 886	17 044	9 117
BAHRAIN	76	249	130	CZECHOSLOVA	307 132	30 811	16 380
CATAP	4 026	441	235	HUNGARY	363 890	22 681	12 005
ARAB EMIRAT	1 550	1 139	604	ROMANIA	43 080	8 815	4 690
OMAN	298	198	105	BULGARIA	20 543	8 316	4 493
PAKISTAN	4 857	2 655	1 394	ALBANIA	2 037	479	253
INDIA	27 746	34 777	18 394	MOROCCO	12 077	2 642	1 404
BANGLADESH	244	418	225	ALGERIA	24 653	3 847	2 051
SRI LANKA	163	221	120	TUNISIA	6 457	1 513	804
BURMA	363	208	114	LIBYA	11 136	2 534	1 368
THAILAND	6 052	4 561	2 408	EGYPT	31 203	6 645	3 526
INDONESIA	14 158	10 026	5 300	SUDAN	84 364	7 742	4 175
MALAYSIA	6 681	2 433	1 294	MALI	1 044	114	60
SINGAPORE	9 900	3 186	1 697	SENEGAL	2 045	262	134
PHILIPPINES	3 667	4 473	2 385	GAMBIA	2 257	201	104
CHINA	13 652	6 581	3 536	SIERRA LEONE	875	134	71
NORTH KOREA	1 119	550	307	LIBERIA	2 648	370	192
SOUTH KOREA	18 781	16 174	8 577	IVORY COAST	5 779	1 543	808
JAPAN	81 176	62 461	33 243	GHANA	7 021	1 202	642
TAIWAN	76 149	13 260	7 056	TOGO	2 905	353	187
HONG KONG	10 426	5 257	2 781	BENIN	4 047	314	164
AUSTRALIA	19 912	11 879	6 298	NIGERIA	168 911	14 938	7 973
NEW ZEALAND	2 245	1 465	775	CAMEROON	9 807	504	490
522 INORGANIC CHEM.ELEMENTS				CENT AFR REP	804	79	40
IMPORTS	18 275 659	1 635 139	869 053	GABON	267	59	31
FRANCE	2 369 185	232 544	123 590	ZAIRE	11 659	845	447
BELGIUM LUX	4 531 131	272 185	144 785	RWANDA	833	129	68
NETHERLANDS	5 623 890	327 273	174 138	BURUNDI	10 672	880	464
ITALY	455 482	62 773	33 498	ANGOLA	5 842	825	438
UNITD KINGDOM	317 944	92 699	49 252	ETHIOPIA	11 353	1 406	739
IRELAND	13 827	3 987	2 124	KENYA	21 721	2 898	1 548
DENMARK	141 713	6 836	3 649	UGANDA	2 094	181	97
GREECE	12 650	3 034	1 619	TANZANIA	12 304	1 579	851
PORTUGAL	465	83	44	MOZAMBIQUE	2 875	284	154
SPAIN	62 404	8 472	4 478	MADAGASCAR	6 043	491	264
NORWAY	442 877	77 246	41 078	MAURITIUS	2 610	310	160
SWEDEN	145 608	14 731	7 808	ZAMBIA	3 233	393	210
FINLAND	32 465	8 870	4 698	ZIMBABWE	14 673	2 101	1 121
SWITZERLAND	539 923	22 052	11 721	MALAWI	2 939	285	150
AUSTRIA	1 301 647	60 761	32 276	REP S AFRICA	141 231	29 468	15 677
YUGOSLAVIA	99 280	18 879	9 942	SWAZILAND	2 979	424	230
TURKEY	39 641	6 376	3 393	USA	1 377 691	248 331	131 947
SOVIET UNION	104 549	13 526	7 170	CANADA	41 842	11 508	6 092
POLAND	168 422	19 438	10 399	MEXICO	22 541	8 600	4 559
CZECHOSLOVA	129 676	13 057	6 915	GUATEMALA	7 771	1 979	1 049
HUNGARY	175 068	10 062	5 329	HONDURAS	1 557	459	243
ROMANIA	4 468	728	385	EL SALVADOR	3 744	677	347
BULGARIA	359	704	370	COSTA RICA	12 025	2 548	1 360
MOROCCO	84 656	3 492	1 872	PANAMA	552	151	76
ALGERIA	794	1 158	616	CUBA	3 303	1 081	576
ZAIRE	30	96	55	HAITI	774	144	74
REP S AFRICA	79 723	16 171	8 636	DOMINIC REP	2 777	1 229	647
USA	579 245	123 942	65 732	JAMAICA	2 950	735	387
CANADA	82 901	18 983	10 076	BARBADOS	887	129	67
MEXICO	39 430	4 098	2 155	COLOMBIA	52 918	8 311	4 399
BERMUDA	250	63	32	VENEZUELA	21 127	6 070	3 232
CUBA	1 409	911	470	FRENCH GUIAN	11	181	90
VENEZUELA	2 000	220	126	ECUADOR	8 018	1 914	1 017
PERU	4 129	1 439	759	PERU	19 133	2 970	1 592
BRAZIL	160 523	37 678	19 927	BRAZIL	119 391	25 502	13 585
CHILE	12 088	11 672	6 177	CHILE	31 657	5 897	3 105
BOLIVIA	800	514	267	BOLIVIA	1 885	373	197
ARGENTINA	31 175	4 745	2 541	PARAGUAY	371	132	69
ISRAEL	132 843	18 423	9 768	URUGUAY	1 138	428	231
INDIA	1 287	67	36	ARGENTINA	17 198	3 935	2 113
PHILIPPINES	1 176	591	312	CYPRUS	6 346	711	377
CHINA	172 054	71 472	37 893	LEBANON	26 752	1 200	637
SOUTH KOREA	137	331	174	SYRIA	35 627	2 998	1 599
JAPAN	76 346	33 032	17 528	IRAQ	26 745	4 957	2 606
TAIWAN	39 820	5 657	3 024	IRAN	24 770	7 955	4 201
HONG KONG	2 289	531	275	ISRAEL	62 858	12 770	6 793
AUSTRALIA	55 875	3 385	1 922	JORDAN	2 692	737	391
				SAUDI ARABIA	13 634	5 551	2 946
				KUWAIT	7 643	1 955	1 039

6 IMPORTS AND EXPORTS (SPECIAL TRADE) BY GROUPS OF THE SITC-REV. III AND BY COUNTRIES OF PRODUCTION AND CONSUMPTION 1989

GROUP COUNTRY	DT = 100 KG	1 000 DM	1 000 \$	GROUP COUNTRY	DT = 100 KG	1 000 DM	1 000 \$
524 OTHER CHEMICAL COMPOUNDS				DOMINIC REP			
IMPORTS	1 900 687	397 811	211 466	JAMAICA	611	84	44
FRANCE	57 368	11 924	6 395	TRINIDAD TOB	7 831	258	132
BELGIUM LUX	510 873	44 297	23 610	COLOMBIA	6 829	513	273
NETHERLANDS	390 459	58 226	31 079	VENEZUELA	147	99	50
ITALY	66 062	55 701	29 347	GUYANA	468	463	239
UNITED KINGDOM	58 445	30 132	16 054	SURINAME	3 900	191	101
IRELAND	808	6 522	3 456	ECUADOR	995	90	47
DENMARK	421	120	65	PERU	1 812	323	171
SPAIN	65 890	8 892	4 708	BRAZIL	300	338	180
NORWAY	271 102	36 745	19 529	CHILE	2 318	1 914	1 018
SWEDEN	110 391	12 774	6 820	ARGENTINA	2 974	1 305	673
FINLAND	41 027	6 860	3 628	SYRIA	246	678	357
SWITZERLAND	4 916	9 809	5 170	IRAQ	1 947	466	240
AUSTRIA	106 128	33 217	17 660	IRAN	320	381	199
YUGOSLAVIA	34 110	4 092	2 173	ISRAEL	16 155	2 854	1 502
TURKEY	5 000	1 038	548	JORDAN	4 941	1 395	743
SOVIET UNION	71 156	9 235	4 925	SAUDI ARABIA	2 400	499	270
POLAND	7 865	2 755	1 531	KUWAIT	264	154	84
CZECHOSLOVAKIA	4 784	699	364	BAHRAIN	478	82	43
HUNGARY	1 200	247	132	ARAB EMIRAT	57	71	37
ROMANIA	13 758	2 369	1 268	NORTH YEMEN	533	171	89
BULGARIA	74	254	137	PAKISTAN	783	106	56
EGYPT	1 070	58	32	INDIA	249	309	165
REP S AFRICA	963	4 570	2 407	BURMA	4 533	3 896	2 045
USA	10 369	26 531	14 043	THAILAND	310	64	35
CANADA	76	268	142	INDONESIA	2 105	1 145	615
MEXICO	5 661	1 080	570	MALAYSIA	2 021	877	460
BRAZIL	20 076	3 101	1 619	SINGAPORE	391	303	155
CHILE	571	1 060	555	PHILIPPINES	7 185	4 996	2 639
ARGENTINA	1 943	467	260	CHINA	120	364	191
CHINA	24 952	14 217	7 612	NORTH KOREA	6 739	1 662	888
SOUTH KOREA	600	1 876	1 002	SOUTH KOREA	41	75	41
JAPAN	5 698	5 964	3 166	JAPAN	9 867	7 779	4 118
TAIWAN	4 772	1 191	631	TAIWAN	67 398	36 164	19 197
HONG KONG	235	209	116	HONG KONG	6 544	3 741	1 970
AUSTRALIA	1 317	1 212	660	AUSTRALIA	2 186	46 101	24 583
EXPORTS	1 518 884	706 560	375 875	NEW ZEALAND	4 719	1 644	862
FRANCE	184 824	71 695	38 371	IMPORTS	2 935	1 224	641
BELGIUM LUX	91 902	41 349	22 048	FRANCE	45 139	1 623 019	866 946
NETHERLANDS	146 115	99 607	53 071	BELGIUM LUX	7 077	330 098	178 103
ITALY	267 233	81 752	43 470	NETHERLANDS	30	6 758	3 585
UNITED KINGDOM	96 260	45 885	24 484	ITALY	1 119	91 983	48 109
IRELAND	3 877	3 984	2 117	UNITED KINGDOM	3 449	7 503	3 986
DENMARK	49 317	6 424	3 391	IRELAND		302 833	162 277
GREECE	49 447	6 017	3 210	DENMARK		260	137
PORTUGAL	41 025	6 785	3 604	NORWAY		77	38
SPAIN	30 952	13 620	7 179	SWEDEN	1	57	30
NORWAY	4 440	2 965	1 544	FINLAND	756	89 800	47 712
SWEDEN	16 844	31 554	16 757	SWITZERLAND	3	312	163
FINLAND	8 552	4 915	2 623	AUSTRIA	40	4 583	2 436
SWITZERLAND	102 636	29 209	15 533	SOVIET UNION	4 941	4 458	2 386
AUSTRIA	39 524	32 536	17 261	CZECHOSLOVAKIA	3 151	213 386	112 606
MALTA	410	502	265	REP S AFRICA	342	1 421	767
YUGOSLAVIA	13 800	5 449	2 886	USA	2 174	17 312	9 328
TURKEY	37 559	6 328	3 357	CANADA	14 540	485 692	259 851
SOVIET UNION	11 304	1 291	665	BRAZIL	2 626	23 261	12 546
POLAND	6 467	2 897	1 547	INDIA	250	58	30
CZECHOSLOVAKIA	15 774	4 006	2 109	CHINA	1 250	337	210
HUNGARY	10 010	4 949	2 619	SOUTH KOREA	473	5 980	3 150
ROMANIA	707	929	494	JAPAN	7	162	87
BULGARIA	2 245	3 437	1 845	TAIWAN	176	6 577	3 482
ALBANIA	35	138	70	AUSTRALIA	10	228	122
MOROCCO	12	83	46	EXPORTS	2 723	29 735	15 759
ALGERIA	676	156	82	FRANCE	45 951	747 770	398 872
TUNISIA	6 327	607	330	BELGIUM LUX	34 767	207 519	112 128
LIBYA	151	126	67	NETHERLANDS	1 112	13 554	7 231
EGYPT	4 419	1 273	688	ITALY	211	5 626	3 008
SUDAN	2 331	194	105	UNITED KINGDOM	37	25 107	13 356
LIBERIA	1 234	100	54	DENMARK	2 938	48 372	25 524
IVORY COAST	2 710	205	110	GREECE	14	1 988	1 058
GHANA	2 646	182	96	PORTUGAL	8	614	328
TOGO	996	61	32	SPAIN	32	132	68
NIGERIA	11 951	937	488	NORWAY	46	3 765	1 994
ZAIRE	4 728	342	189	SWEDEN	6	1 020	543
ANGOLA	34	80	45	FINLAND	2 986	31 135	16 866
ETHIOPIA	1 039	86	46	SWITZERLAND	15	1 900	1 003
SOMALIA	1 165	104	54	AUSTRIA	43	6 670	3 554
KENYA	34	97	51	YUGOSLAVIA	243	12 038	6 404
UGANDA	198	159	83	TURKEY	85	2 400	1 275
TANZANIA	710	94	51	SOVIET UNION	2	109	57
MAURITIUS	1 207	108	60	POLAND	28	2 041	1 088
ZAMBIA	115	146	78	CZECHOSLOVAKIA	7	698	367
ZIMBABWE	258	100	55	HUNGARY	16	228	119
MALAWI	2 340	158	83	ROMANIA	10	385	205
REP S AFRICA	14 257	6 293	3 297	BULGARIA	12	69	36
USA	39 145	58 382	31 092	EGYPT	23	147	76
CANADA	3 130	1 951	1 040	REP S AFRICA		89	48
MEXICO	2 420	1 896	1 024	USA	17	238	124
GUATEMALA	66	60	31	CANADA	995	88 887	47 117
NICARAGUA	542	96	50	MEXICO		104	57
COSTA RICA	638	238	125			65	35
CUBA	5 230	642	340				

6 IMPORTS AND EXPORTS (SPECIAL TRADE) BY GROUPS OF THE SITC-REV. III AND BY COUNTRIES OF PRODUCTION AND CONSUMPTION 1989

GROUP COUNTRY	DT = 100 KG	1 000 DM	1 000 \$	GROUP COUNTRY	DT = 100 KG	1 000 DM	1 000 \$
COLOMBIA		80	40	NIGERIA	5 946	28 265	15 017
BRAZIL		142	73	CAMEROON	1 016	4 650	2 521
IRAQ		77	41	CENT AFR REP	117	531	282
IRAN	21	561	304	CONGO	258	1 568	830
INDIA	17	112	55	ZAIRE	644	4 026	2 144
THAILAND		134	70	BURUNDI	306	1 408	736
INDONESIA		365	195	ANGOLA	145	586	319
SINGAPORE	33	94	46	ETHIOPIA	1 248	3 909	2 098
CHINA		718	383	SOMALIA	125	122	63
SOUTH KOREA	1 520	214 090	112 945	KENYA	1 414	4 635	2 450
JAPAN	632	74 681	40 096	UGANDA	137	312	166
TAIWAN	1	139	73	TANZANIA	388	1 690	892
HONG KONG	51	176	98	MOZAMBIQUE	647	1 970	1 025
AUSTRALIA	1	683	361	MADAGASCAR	647	2 449	1 321
NEW ZEALAND		63	34	REUNION	48	173	92
				MAURITIUS	1 979	7 918	4 213
531 SYNTH.COLOURS,LAKES,ETC.				ZAMBIA	291	936	508
IMPORTS	412 604	724 197	385 004	ZIMBABWE	2 459	8 144	4 326
FRANCE	25 359	64 044	34 214	MALAWI	279	1 124	598
BELGIUM LUX	50 026	57 090	30 466	REP S AFRICA	22 323	61 383	32 628
NETHERLANDS	16 954	25 773	13 742	USA	140 135	427 785	227 357
ITALY	59 436	49 731	26 406	CANADA	31 236	85 298	45 293
UNITED KINGDOM	70 880	128 741	68 454	MEXICO	11 056	23 936	12 739
IRELAND	186	127	68	GUATEMALA	1 418	5 399	2 842
DENMARK	13 098	17 056	9 056	HONDURAS	317	798	424
GREECE	2 524	8 161	4 344	EL SALVADOR	336	1 260	661
SPAIN	16 683	16 995	9 063	NICARAGUA	8	55	31
SWEDEN	700	627	333	COSTA RICA	342	1 481	789
FINLAND	220	522	283	PANAMA	844	1 847	977
SWITZERLAND	87 518	233 024	123 525	CUBA	501	1 235	649
AUSTRIA	1 049	1 177	618	HAITI	38	87	45
SOVIET UNION	811	2 136	1 132	DOMINIC REP	452	1 124	594
POLAND	545	953	506	JAMAICA	187	533	284
CZECHOSLOVAKIA	3 122	7 393	3 947	TRINIDAD TOB	123	220	118
USA	13 209	32 077	17 055	COLOMBIA	7 367	21 175	11 253
CANADA	504	107	58	VENEZUELA	1 415	5 229	2 785
MEXICO	136	349	191	ECUADOR	1 272	4 084	2 183
BRAZIL	4 315	4 220	2 230	PERU	2 404	8 035	4 306
ARGENTINA	417	554	294	BRAZIL	9 966	41 686	22 160
ISRAEL	201	151	79	CHILE	2 969	8 659	4 602
PAKISTAN	22	71	36	BOLIVIA	259	947	501
INDIA	6 740	12 877	6 866	PARAGUAY	419	858	454
THAILAND	105	97	51	URUGUAY	3 434	9 211	4 887
CHINA	2 061	1 965	1 037	ARGENTINA	3 482	12 742	6 801
SOUTH KOREA	1 804	3 230	1 711	CYPRUS	392	1 101	587
JAPAN	32 768	52 612	27 995	LEBANON	231	518	281
TAIWAN	1 033	1 987	1 057	SYRIA	1 297	2 447	1 309
HONG KONG	40	104	55	IRAQ	1 083	2 578	1 390
EXPORTS	1 768 681	3 834 248	2 038 388	IRAN	8 055	19 954	10 588
FRANCE	162 505	268 410	143 293	ISRAEL	9 329	20 413	10 874
BELGIUM LUX	53 291	107 963	57 473	JORDAN	137	388	208
NETHERLANDS	64 777	114 208	60 727	SAUDI ARABIA	502	1 162	616
ITALY	236 944	417 571	222 115	KUWAIT	307	624	328
UNITED KINGDOM	123 055	213 894	113 678	QATAR	31	191	100
IRELAND	8 660	11 161	5 913	ARAB EMIRAT	748	1 086	573
DENMARK	22 970	49 044	26 016	OMAN	65	248	137
GREECE	13 121	27 932	14 870	NORTH YEMEN	368	872	466
PORTUGAL	29 238	81 104	43 181	SOUTH YEMEN	49	109	57
SPAIN	53 305	124 609	66 182	AFGHANISTAN	72	191	100
ICELAND	231	683	364	PAKISTAN	8 664	19 782	10 565
NORWAY	8 666	11 972	6 352	INDIA	2 757	10 165	5 403
SWEDEN	82 877	55 304	29 432	BANGLADESH	2 006	4 014	2 109
FINLAND	79 915	56 713	30 165	SRI LANKA	990	1 884	1 015
SWITZERLAND	71 669	169 761	90 441	NEPAL	309	1 590	854
AUSTRIA	57 540	67 672	36 078	BURMA	260	830	462
MALTA	67	171	92	THAILAND	16 770	45 263	24 009
YUGOSLAVIA	19 596	49 788	26 494	VIETNAM	24	309	168
TURKEY	41 678	101 942	54 366	INDONESIA	19 768	46 529	24 723
SOVIET UNION	26 365	74 950	39 698	MALAYSIA	6 936	21 305	11 364
POLAND	8 923	24 179	12 881	SINGAPORE	5 843	14 506	7 722
CZECHOSLOVAKIA	6 917	24 687	13 127	PHILIPPINES	5 617	12 084	6 427
HUNGARY	11 980	21 893	11 616	MONGOLIA	65	237	130
ROMANIA	3 574	17 307	9 150	CHINA	4 826	19 768	10 501
BULGARIA	4 201	13 310	7 085	SOUTH KOREA	6 050	24 691	13 130
ALBANIA	471	1 525	804	JAPAN	78 194	231 587	122 961
MOROCCO	5 116	10 096	5 383	TAIWAN	18 428	55 226	29 315
ALGERIA	5 878	14 330	7 607	HONG KONG	64 563	239 048	126 825
TUNISIA	2 615	5 825	3 099	MACAO	23	136	71
LIBYA	3 318	1 652	871	AUSTRALIA	16 362	39 667	21 094
EGYPT	5 840	18 443	9 775	NEW ZEALAND	4 606	10 210	5 413
SUDAN	55	231	124				
MAURITANIA	84	354	182	532 DYEING,TANNING MATERIALS			
MALI	422	2 008	1 055	IMPORTS	117 954	45 814	24 341
BURKINA FASO	23	74	39	FRANCE	21 079	4 946	2 634
NIGER	334	1 047	561	BELGIUM LUX	1 248	1 758	935
CHAD	157	637	338	NETHERLANDS	5 426	5 889	3 111
SENEGAL	943	2 975	1 570	ITALY	33 143	7 400	3 936
GAMBIA	127	519	287	UNITED KINGDOM	15 070	3 087	1 624
LIBERIA	191	700	365	DENMARK	269	161	83
IVORY COAST	3 133	9 589	5 083	PORTUGAL	304	58	30
GHANA	991	3 457	1 847	SPAIN	4 057	4 149	2 231
TOGO	210	523	492	NORWAY	210	61	33
BENIN	467	2 082	1 112	SWITZERLAND	1 093	4 744	2 527
				YUGOSLAVIA	7 741	1 716	907
				TURKEY	2 356	279	150

6 IMPORTS AND EXPORTS (SPECIAL TRADE) BY GROUPS OF THE SITC-REV. III AND BY COUNTRIES OF PRODUCTION AND CONSUMPTION 1989

GROUP COUNTRY	DT = 100 KG	1 000 DM	1 000 \$	GROUP COUNTRY	DT = 100 KG	1 000 DM	1 000 \$
CZECHOSLOVA	1 277	192	100	PHILIPPINES	5 757	1 215	640
ETHIOPIA	324	2 710	1 433	MONGOLIA	1 333	345	184
REP S AFRICA	994	195	101	CHINA	2 659	605	321
USA	797	834	443	SOUTH KOREA	84 914	16 811	8 912
CANADA	44	76	40	JAPAN	41 005	13 782	7 298
MEXICO	609	853	450	TAIWAN	59 672	12 384	6 589
ECUADOR	16	134	72	HONG KONG	20 619	5 311	2 803
PERU	57	1 202	637	AUSTRALIA	9 748	3 204	1 697
BRAZIL	7 322	1 521	812	NEW ZEALAND	7 966	1 638	859
PARAGUAY	6 579	1 077	574				
ARGENTINA	6 292	1 144	613	533 PIGMENTS, PAINTS, ETC.			
ISRAEL	1	188	100	IMPORTS	4 735 819	1 687 713	897 671
INDIA	1 066	329	173	FRANCE	609 896	278 882	148 353
CHINA	61	336	179	BELGIUM LUX	649 384	283 477	150 803
JAPAN	20	411	218	NETHERLANDS	1 533 337	352 760	187 631
TAIWAN	26	223	120	ITALY	119 046	57 407	30 630
EXPORTS	1 047 605	253 256	134 535	UNITD KINGDOM	471 741	232 115	123 444
FRANCE	58 358	9 821	5 228	IRELAND	7 748	6 374	3 374
BELGIUM LUX	13 067	3 339	1 780	DENMARK	53 138	27 670	14 623
NETHERLANDS	51 345	10 661	5 686	PORTUGAL	115	203	110
ITALY	184 307	43 594	23 203	SPAIN	34 294	19 636	10 494
UNITD KINGDOM	20 476	5 850	3 107	NORWAY	50 961	23 307	12 326
IRELAND	1 143	307	167	SWEDEN	55 306	16 430	8 595
DENMARK	4 377	2 507	1 322	FINLAND	83 228	41 419	22 009
GREECE	11 432	2 970	1 581	SWITZERLAND	212 222	146 237	77 693
PORTUGAL	13 063	3 763	2 013	AUSTRIA	595 424	47 568	25 291
SPAIN	22 348	6 217	3 307	YUGOSLAVIA	1	139	65
ICELAND	556	120	63	POLAND	1 194	338	175
NORWAY	2 280	773	406	CZECHOSLOVA	17 441	2 403	1 272
SWEDEN	3 844	1 380	729	HUNGARY	4 165	869	466
FINLAND	4 591	1 256	671	USA	162 833	115 796	61 725
SWITZERLAND	12 402	3 051	1 623	CANADA	1 176	1 954	1 029
AUSTRIA	15 872	4 038	2 154	ISRAEL	1 052	739	401
YUGOSLAVIA	20 233	5 763	3 076	INDIA	47	87	51
TURKEY	5 827	1 944	1 030	SINGAPORE	178	91	53
SOVIET UNION	19 886	5 741	3 058	CHINA	61 260	5 607	3 002
POLAND	7 545	2 077	1 109	JAPAN	8 411	25 453	13 544
CZECHOSLOVA	5 066	1 357	721	TAIWAN	104	204	105
HUNGARY	3 019	1 038	554	HONG KONG	95	90	50
ROMANIA	107	79	40	AUSTRALIA	580	300	159
BULGARIA	14 439	3 136	1 655	EXPORTS	11 006 666	4 601 239	2 444 960
MOROCCO	10 535	2 331	1 224	FRANCE	1 377 283	542 826	288 601
ALGERIA	11 686	2 594	1 384	BELGIUM LUX	913 774	359 382	190 959
TUNISIA	6 931	1 406	757	NETHERLANDS	1 643 382	436 893	232 177
LIBYA	3 598	696	377	ITALY	864 912	487 727	259 418
EGYPT	3 802	817	428	UNITD KINGDOM	662 391	318 648	169 194
SUDAN	3 399	706	369	IRELAND	31 065	12 933	6 917
MALI	1 260	199	109	DENMARK	197 395	102 562	54 498
NIGERIA	6 704	1 521	809	GREECE	155 824	80 523	42 861
ETHIOPIA	11 640	2 599	1 396	PORTUGAL	69 305	39 419	20 976
KENYA	7 683	1 747	916	SPAIN	285 695	160 004	85 100
MADAGASCAR	616	196	105	CANARY IS	3 121	2 465	1 312
MAURITIUS	80	65	35	CEUTA MEL	68	58	31
ZIMBABWE	2 246	771	412	ICELAND	8 539	3 329	1 763
REP S AFRICA	7 968	2 305	1 216	NORWAY	89 444	50 070	26 594
USA	29 592	7 198	3 797	SWEDEN	259 738	151 486	80 627
CANADA	10 643	2 391	1 268	FINLAND	125 993	64 627	34 348
MEXICO	180	539	284	SWITZERLAND	1 763 484	305 822	162 456
GUATEMALA	2 870	563	299	AUSTRIA	676 692	291 425	154 701
HONDURAS	2 650	597	316	MALTA	2 666	1 970	1 031
EL SALVADOR	1 387	313	166	YUGOSLAVIA	140 244	80 178	42 532
NICARAGUA	1 535	336	175	TURKEY	92 341	56 514	30 000
COSTA RICA	6 986	1 763	933	SOVIET UNION	158 970	105 922	56 115
PANAMA	936	208	111	POLAND	44 755	33 229	17 637
CUBA	254	157	81	CZECHOSLOVA	44 324	37 859	20 152
HAITI	214	67	35	HUNGARY	68 513	44 525	23 666
DOMINIC REP	2 474	592	316	ROMANIA	17 754	10 204	5 412
JAMAICA	660	126	66	BULGARIA	25 640	17 922	9 547
COLOMBIA	2 361	693	362	ALBANIA	109	177	95
VENEZUELA	9 901	2 781	1 513	MOROCCO	26 792	7 240	3 869
ECUADOR	635	219	117	ALGERIA	47 570	22 916	12 279
PERU	603	267	145	TUNISIA	13 893	7 486	3 965
BRAZIL	15 042	3 092	1 627	LIBYA	99 541	5 187	2 793
CHILE	5 136	1 591	846	EGYPT	53 701	18 232	9 685
BOLIVIA	1 919	390	209	SUDAN	1 293	859	448
PARAGUAY	201	85	46	MALI	1 446	161	85
URUGUAY	6 401	2 180	1 144	SENEGAL	1 253	457	239
ARGENTINA	2 161	917	484	GUINEA	709	154	82
LEBANON	936	183	101	SIERRA LEONE	352	82	44
SYRIA	1 950	319	167	LIBERIA	583	345	185
IRAQ	4 643	1 229	645	IVORY COAST	2 371	1 629	864
IRAN	12 901	3 160	1 675	GHANA	1 482	759	395
ISRAEL	2 980	834	443	BENIN	650	353	192
JORDAN	399	111	59	NIGERIA	17 073	6 285	3 338
SAUDI ARABIA	1 682	288	152	CAMEROON	2 808	1 078	575
AFGHANISTAN	1 380	205	111	CENT AFR REP	309	355	189
PAKISTAN	43 056	10 274	5 467	GABON	607	81	42
INDIA	6 434	2 011	1 072	CONGO	196	127	68
BANGLADESH	19 034	4 404	2 326	ZAIRE	1 653	1 002	533
SRI LANKA	1 898	385	207	RWANDA	107	144	77
NEPAL	332	92	51	BURUNDI	58	63	32
THAILAND	15 247	3 555	1 892	ANGOLA	616	402	213
INDONESIA	17 913	3 962	2 096	ETHIOPIA	1 370	740	396
MALAYSIA	2 819	633	337				
SINGAPORE	292	74	38				

6 IMPORTS AND EXPORTS (SPECIAL TRADE) BY GROUPS OF THE SITC-REV. III AND BY COUNTRIES OF PRODUCTION AND CONSUMPTION 1989

GROUP COUNTRY	DT = 100 KG	1 000 DM	1 000 \$	GROUP COUNTRY	DT = 100 KG	1 000 DM	1 000 \$
KENYA	2 314	1 460	780	FINLAND	2 067	19 533	10 390
UGANDA	107	112	56	SWITZERLAND	33 029	481 542	257 931
TANZANIA	1 214	553	296	AUSTRIA	13 734	184 194	97 893
MOZAMBIQUE	131	209	112	YUGOSLAVIA	11 551	23 547	12 549
MADAGASCAR	1 237	322	172	TURKEY	1 120	4 052	2 142
REUNION	101	129	66	SOVIET UNION	1 845	9 970	5 283
MAURITIUS	286	289	151	POLAND	103	1 495	792
ZAMBIA	321	173	89	CZECHOSLOVAKIA	983	13 811	7 367
ZIMBABWE	736	545	293	HUNGARY	147	3 779	2 060
MALAWI	50	70	34	ROMANIA	1 313	2 592	1 367
REP S AFRICA	44 651	28 395	15 057	BULGARIA	1 992	4 474	2 381
USA	248 467	148 054	78 501	REP S AFRICA	77	944	500
CANADA	25 379	16 596	8 814	USA	29 420	417 834	222 793
MEXICO	12 046	11 025	5 816	CANADA	92	10 021	5 308
GUATEMALA	2 068	1 860	986	MEXICO	321	6 312	3 303
HONDURAS	297	453	243	COSTA RICA	40	396	215
EL SALVADOR	3 438	2 638	1 439	PANAMA	76	764	403
COSTA RICA	2 465	2 109	1 125	BAHAMAS		6 574	3 489
PANAMA	1 558	1 067	560	ECUADOR	4	118	64
CUBA	4 228	2 861	1 506	PERU	1	216	118
HAITI	167	142	76	BRAZIL	2 661	29 193	15 483
DOMINIC REP	1 104	801	428	CHILE	49	589	311
GUADELOUPE	223	270	142	URUGUAY		263	140
MARTINIQUE	454	504	265	ARGENTINA	623	7 634	4 065
JAMAICA	369	343	180	CYPRUS	6	107	58
BARBADOS	645	843	451	ISRAEL	237	2 449	1 297
TRINIDAD TOB	57	67	35	SAUDI ARABIA	60	80	42
NETH ANTILL	492	66	34	INDIA	1 324	12 125	6 467
COLOMBIA	8 382	5 704	3 035	THAILAND	290	883	465
VENEZUELA	9 473	5 764	3 079	INDONESIA	763	8 162	4 287
GUYANA	135	129	65	MALAYSIA	374	2 357	1 256
FRENCH GUIAN	74	67	36	NORTH KOREA	8	103	53
ECUADOR	6 594	4 521	2 425	SOUTH KOREA	125	5 181	2 746
PERU	9 676	5 038	2 704	JAPAN	21 621	111 406	59 345
BRAZIL	82 166	53 349	28 242	TAIWAN	2 338	4 126	2 202
CHILE	9 155	7 623	4 050	HONG KONG	85	267	143
BOLIVIA	689	619	327	AUSTRALIA	57	1 918	1 025
PARAGUAY	933	554	295	NEW ZEALAND	83	936	489
URUGUAY	6 549	4 381	2 319	EXPORTS	480 375	3 796 860	2 017 970
ARGENTINA	16 250	10 647	5 694	FRANCE	50 178	361 858	192 180
CYPRUS	3 488	2 402	1 277	BELGIUM LUX	22 218	102 695	54 757
LEBANON	7 550	3 233	1 751	NETHERLANDS	27 355	162 399	86 475
SYRIA	5 756	2 545	1 372	ITALY	41 903	397 135	211 258
IRAQ	16 915	7 666	4 035	UNITED KINGDOM	23 254	140 706	74 783
IRAN	12 254	10 815	5 791	IRELAND	8 777	35 456	18 896
ISRAEL	54 907	30 027	15 936	DENMARK	16 816	81 554	43 251
JORDAN	5 898	3 603	1 917	GREECE	4 925	28 343	15 108
SAUDI ARABIA	42 476	22 507	11 974	PORTUGAL	3 834	33 452	17 782
KUWAIT	16 164	5 881	3 145	SPAIN	21 161	235 282	124 895
BAHRAIN	2 109	923	483	ICELAND		165	676
QATAR	790	512	264	NORWAY	3 047	15 898	8 444
ARAB EMIRAT	13 384	7 295	3 885	SWEDEN	8 003	44 359	23 616
OMAN	1 120	922	486	FINLAND	3 444	24 656	13 115
NORTH YEMEN	4 055	1 991	1 063	SWITZERLAND	15 239	140 307	74 758
SOUTH YEMEN	736	377	205	AUSTRIA	16 787	158 377	84 314
AFGHANISTAN	980	926	512	ANDORRA	10	266	137
PAKISTAN	9 136	5 528	2 934	MALTA	248	492	261
INDIA	18 089	12 886	6 833	YUGOSLAVIA	3 180	62 059	32 967
BANGLADESH	2 951	1 855	982	TURKEY	3 394	51 335	27 167
SRI LANKA	7 679	2 634	1 391	SOVIET UNION	1 215	11 045	5 995
NEPAL	193	120	67	POLAND	4 443	36 527	19 277
BURMA	749	2 293	1 181	CZECHOSLOVAKIA	1 353	11 497	6 119
THAILAND	26 188	20 219	10 737	HUNGARY	2 339	19 964	10 774
LAOS	231	112	61	ROMANIA	1 105	4 939	2 587
VIETNAM	336	1 008	524	BULGARIA	1 330	7 393	3 929
INDONESIA	20 476	12 287	6 503	ALBANIA	60	257	128
MALAYSIA	9 727	6 225	3 292	MOROCCO	520	2 447	1 303
SINGAPORE	18 168	14 302	7 601	ALGERIA	261	1 070	562
PHILIPPINES	11 554	8 275	4 343	TUNISIA	180	1 588	839
CHINA	11 096	8 949	4 779	LIBYA	166	1 372	747
NORTH KOREA	311	210	104	EGYPT	3 808	27 527	14 413
SOUTH KOREA	20 368	21 431	11 396	SUDAN	238	1 051	555
JAPAN	91 503	77 689	41 391	MALI	15	113	59
TAIWAN	61 122	44 035	23 328	BURKINA FASO	29	230	125
HONG KONG	29 820	26 448	14 011	CHAD	13	104	54
AUSTRALIA	64 321	30 627	16 282	CAPE VERDE	18	85	45
PAPUA NEW G	138	86	47	GUINEA	6	67	37
AUST OCEANIA	22	60	32	SIERRA LEONE	31	79	42
NEW ZEALAND	9 232	6 347	3 368	LIBERIA	29	197	99
FIJI	87	55	30	IVORY COAST	114	1 234	655
FR POLYNESIA	397	290	156	GHANA	133	1 560	843
541 MEDICINES, ETC. EXC. GRP542				Togo	22	171	92
IMPORTS	274 331	2 159 645	1 150 686	BENIN	52	269	141
FRANCE	33 941	137 462	72 911	NIGERIA	294	1 263	663
BELGIUM LUX	21 117	48 799	26 002	CAMEROON	6	114	62
NETHERLANDS	27 350	170 815	90 587	ZAIRE	49	469	250
ITALY	6 845	89 779	47 905	RWANDA	12	154	80
UNITED KINGDOM	17 370	117 951	62 571	BURUNDI	22	342	176
IRELAND	1 369	23 713	12 617	ANGOLA	188	1 253	677
DENMARK	9 506	42 029	22 380	ETHIOPIA	909	3 157	1 674
PORTUGAL	1 805	5 342	2 847	KENYA	680	3 673	1 938
SPAIN	1 037	19 341	10 249	UGANDA	53	622	337
NORWAY	478	5 143	2 748	TANZANIA	157	1 262	665
SWEDEN	944	16 062	8 588	MADAGASCAR	56	461	245
				MAURITIUS	23	177	92

6 IMPORTS AND EXPORTS (SPECIAL TRADE) BY GROUPS OF THE SITC-REV. III AND BY COUNTRIES OF PRODUCTION AND CONSUMPTION 1989

GROUP COUNTRY	DT = 100 KG	1 000 DM	1 000 \$	GROUP COUNTRY	DT = 100 KG	1 000 DM	1 000 \$
ZAMBIA	26	309	161	HUNGARY	181	879	467
ZIMBABWE	327	1 467	782	ROMANIA	65	587	307
MALAWI	21	161	87	BULGARIA	17	131	71
REP S AFRICA	3 204	27 202	14 488	REP S AFRICA	454	3 720	1 974
BOTSWANA	82	183	96	USA	3 758	93 815	49 846
SWAZILAND	5	88	45	CANADA	61	3 947	2 109
LESOTHO	8	72	36	MEXICO	12	199	102
USA	70 146	386 374	205 387	PANAMA	47	2 154	1 170
CANADA	6 556	32 864	17 524	BAHAMAS		72	37
MEXICO	12 823	53 690	28 484	BRAZIL	70	11 512	6 144
GUATEMALA	362	2 232	1 176	ISRAEL	584	5 655	3 024
HONDURAS	177	741	388	INDIA	535	920	490
EL SALVADOR	194	1 717	906	SINGAPORE	346	1 829	973
NICARAGUA	70	319	169	CHINA	188	705	377
COSTA RICA	596	2 079	1 107	SOUTH KOREA	23	2 576	1 341
PANAMA	326	7 487	3 943	JAPAN	1 127	31 738	16 880
CUBA	734	2 698	1 418	AUSTRALIA	34	379	204
HAITI	94	372	193				
DOMINIC REP	169	897	473	EXPORTS	806 958	5 108 023	2 720 382
JAMAICA	123	409	218	FRANCE	55 865	208 424	110 936
BARBADOS	32	107	57	BELGIUM LUX	44 044	368 743	196 588
NETH ANTILL	74	214	118	NETHERLANDS	51 790	221 870	118 059
COLOMBIA	1 380	14 092	7 471	ITALY	73 576	443 046	235 774
VENEZUELA	1 288	12 579	6 665	UNITD KINGDOM	73 977	542 898	289 414
GUYANA	8	97	52	IRELAND	10 768	46 179	24 399
SURINAME	30	161	87	DENMARK	10 645	53 811	28 646
ECUADOR	656	11 683	6 106	GREECE	8 211	75 578	40 293
PERU	815	7 546	4 040	PORTUGAL	8 438	55 515	29 534
BRAZIL	7 047	51 681	27 364	SPAIN	16 594	51 810	27 598
CHILE	2 066	7 638	4 038	CANARY IS	74	1 123	603
BOLIVIA	244	1 218	642	ICELAND	68	385	207
PARAGUAY	153	637	338	NORWAY	4 863	45 116	23 954
URUGUAY	259	3 849	1 939	SWEDEN	19 497	161 750	86 123
ARGENTINA	1 185	16 523	8 848	FINLAND	8 260	59 774	31 907
CYPRUS	354	1 278	680	SWITZERLAND	57 913	476 094	252 862
LEBANON	172	832	441	AUSTRIA	59 663	415 561	221 058
SYRIA	262	2 573	1 373	ANDORRA	29	150	77
IRAQ	416	4 617	2 457	VATICAN CITY	2	71	37
IRAN	1 959	24 481	13 386	MALTA	561	4 066	2 151
ISRAEL	2 274	19 809	10 525	YUGOSLAVIA	2 607	22 872	12 212
JORDAN	479	2 343	1 250	TURKEY	2 930	19 355	10 447
SAUDI ARABIA	2 432	10 586	5 567	SOVIET UNION	5 778	115 300	64 095
KUWAIT	513	4 131	2 217	POLAND	31 948	69 168	36 833
BAHRAIN	231	1 094	578	CZECHOSLOVA	725	14 791	7 919
QATAR	112	587	309	HUNGARY	2 487	28 321	15 054
ARAB EMIRAT	765	3 584	1 897	ROMANIA	688	2 309	1 248
OMAN	137	638	331	BULGARIA	1 615	16 040	8 478
NORTH YEMEN	54	940	500	MOROCCO	1 846	2 896	1 529
SOUTH YEMEN	412	581	304	ALGERIA	6 679	8 296	4 312
AFGHANISTAN	166	680	366	TUNISIA	154	255	138
PAKISTAN	2 481	16 441	8 787	LIBYA	6 174	8 348	4 495
INDIA	2 111	33 452	17 761	EGYPT	2 930	20 834	11 029
BANGLADESH	2 103	9 035	4 767	SUDAN	1 177	7 027	3 714
SRI LANKA	138	717	378	MALI	53	354	184
NEPAL	23	197	104	BURKINA FASO	89	312	164
BURMA	14	172	90	CHAD	40	94	50
THAILAND	6 192	23 949	12 726	SENEGAL	20	69	37
LAOS	5	55	30	GAMBIA	53	66	32
VIETNAM	91	594	323	GUIN BISSAU	23	96	52
KAMPUCHEA	44	302	166	SIERRA LEONE	219	235	124
INDONESIA	1 397	20 297	10 708	LIBERIA	318	817	425
MALAYSIA	2 068	7 811	4 131	IVORY COAST	383	914	495
SINGAPORE	1 432	7 897	4 175	GHANA	812	2 629	1 408
PHILIPPINES	3 696	12 634	6 702	TOGO	17	710	372
CHINA	1 166	12 823	6 793	BENIN	95	241	130
NORTH KOREA	87	379	203	NIGERIA	3 755	11 177	5 947
SOUTH KOREA	2 261	18 117	9 619	CAMEROON	28	163	83
JAPAN	22 049	558 618	296 379	CONGO	69	95	51
TAIWAN	2 151	17 538	9 372	ZAIRE	2 224	1 950	1 026
HONG KONG	4 272	23 539	12 504	RWANDA	92	566	303
AUSTRALIA	9 125	71 764	38 299	BURUNDI	108	713	371
NEW ZEALAND	1 289	10 725	5 697	ANGOLA	415	1 321	703
				ETHIOPIA	1 236	4 760	2 572
542 MEDICAMENTS	-			DJIBOUTI	21	108	59
IMPORTS	422 867	2 813 965	1 499 534	SOMALIA	360	618	332
FRANCE	78 807	512 386	272 831	KENYA	826	6 521	3 462
BELGIUM LUX	27 261	278 349	148 060	UGANDA	430	1 895	1 010
NETHERLANDS	29 539	132 121	70 485	TANZANIA	1 978	2 724	1 442
ITALY	106 148	235 593	125 780	SEYCHELLES	19	155	83
UNITD KINGDOM	33 133	360 182	192 284	MOZAMBIQUE	242	824	434
IRELAND	34 755	79 068	41 964	MADAGASCAR	28	103	56
DENMARK	4 615	103 235	55 165	MAURITIUS	373	1 534	818
GREECE	448	6 201	3 314	ZAMBIA	78	796	420
PORTUGAL	401	6 606	3 508	ZIMBABWE	213	2 172	1 148
SPAIN	8 198	79 556	42 345	MALAWI	62	657	348
NORWAY	316	584	308	REP S AFRICA	3 885	38 914	20 682
SWEDEN	16 711	245 362	131 226	BOTSWANA	91	207	109
FINLAND	244	10 206	5 426	USA	13 447	197 699	105 660
SWITZERLAND	52 665	527 816	280 959	CANADA	7 065	63 258	33 616
AUSTRIA	21 262	74 121	39 428	MEXICO	1 431	11 636	6 212
MALTA	230	1 019	536	GUATEMALA	659	3 807	2 015
YUGOSLAVIA	60	209	112	HONDURAS	465	2 751	1 455
TURKEY	114	116	61	EL SALVADOR	445	4 938	2 611
POLAND	280	109	58	NICARAGUA	354	764	408
CZECHOSLOVA	130	141	78	COSTA RICA	366	2 236	1 182
				PANAMA	1 933	20 719	11 032

6 IMPORTS AND EXPORTS (SPECIAL TRADE) BY GROUPS OF THE SITC-REV. III AND BY COUNTRIES OF PRODUCTION AND CONSUMPTION 1989

GROUP COUNTRY	DT = 100 KG	1 000 DM	1 000 \$	GROUP COUNTRY	DT = 100 KG	1 000 DM	1 000 \$
CUBA	1 427	3 644	1 929	GUATEMALA	5	72	39
HAITI	278	889	470	COSTA RICA	97	86	47
BAHAMAS	4	111	60	HAITI	10	93	51
DOMINIC REP	602	3 304	1 746	JAMAICA	8	61	33
DOMINICA	111	226	116	BRAZIL	31 515	12 507	6 673
JAMAICA	22	426	225	CHILE	202	365	194
BARBADOS	125	606	318	PARAGUAY	456	1 221	651
TRINIDAD TOB	380	660	351	ARGENTINA	798	1 385	725
ARUBA	40	361	191	CYPRUS	204	139	72
NETH ANTILL	52	673	352	ISRAEL	1 521	982	527
COLOMBIA	478	5 941	3 149	INDIA	350	2 254	1 199
VENEZUELA	409	4 127	2 189	SRI LANKA	56	308	166
SURINAME	28	210	108	VIETNAM	72	161	83
ECUADOR	974	11 952	6 360	INDONESIA	1 723	3 375	1 781
PERU	279	2 182	1 167	CHINA	10 915	17 619	9 387
BRAZIL	1 486	7 462	3 995	NORTH KOREA	55	140	76
CHILE	892	6 010	3 207	JAPAN	202	1 510	805
BOLIVIA	278	1 223	642	TAIWAN	83	115	61
PARAGUAY	156	1 263	679	HONG KONG	193	471	248
URUGUAY	284	2 094	1 105	AUSTRALIA	121	357	190
ARGENTINA	1 602	6 998	3 703	EXPORTS	233 853	571 625	303 699
CYPRUS	1 972	6 109	3 248	FRANCE	31 203	78 488	41 720
LEBANON	917	5 984	3 214	BELGIUM LUX	10 297	22 510	11 928
SYRIA	698	2 932	1 538	NETHERLANDS	11 856	26 284	14 029
IRAQ	9 168	26 236	13 795	ITALY	21 479	53 153	28 159
IRAN	31 357	35 190	18 702	UNIT KINGDOM	20 687	43 471	23 065
ISRAEL	1 906	29 157	15 481	IRELAND	403	881	468
JORDAN	2 587	10 247	5 436	DENMARK	4 933	6 944	3 686
SAUDI ARABIA	15 919	79 166	42 154	GREECE	2 932	7 160	3 799
KUWAIT	1 930	14 691	7 896	PORTUGAL	815	2 185	1 155
BAHRAIN	886	2 358	1 245	SPAIN	14 067	35 293	18 718
QATAR	674	2 745	1 479	CANARY IS	74	104	55
ARAB EMIRAT	4 236	14 306	7 622	ICELAND	32	62	33
OMAN	765	3 372	1 783	NORWAY	719	1 885	1 005
NORTH YEMEN	2 626	7 372	3 924	SWEDEN	2 101	5 669	3 013
SOUTH YEMEN	162	1 152	606	FINLAND	1 394	5 597	2 967
AFGHANISTAN	251	813	431	SWITZERLAND	8 398	24 200	12 861
PAKISTAN	4 927	20 770	11 026	AUSTRIA	8 014	23 095	12 285
INDIA	1 900	8 157	4 330	MALTA	341	1 139	606
BANGLADESH	1 030	1 800	9 350	YUGOSLAVIA	3 426	12 594	6 703
SRI LANKA	687	2 350	1 254	TURKEY	3 861	8 796	4 690
NEPAL	26	250	137	SOVIET UNION	2 041	11 081	5 886
BURMA	80	641	347	POLAND	4 117	11 853	6 308
THAILAND	4 748	24 031	12 766	CZECHOSLOV	655	4 627	2 450
VIETNAM	404	221	116	HUNGARY	2 067	6 840	3 612
INDONESIA	303	2 118	1 135	ROMANIA	82	447	247
MALAYSIA	2 294	19 199	7 000	BULGARIA	2 757	2 183	1 172
SINGAPORE	1 609	9 379	4 989	MOROCCO	1 098	2 530	1 346
PHILIPPINES	1 568	17 625	9 352	ALGERIA	2 008	4 336	2 343
MONGOLIA	6	110	60	TUNISIA	557	1 773	939
CHINA	22 904	14 624	7 744	LIBYA	27	69	36
NORTH KOREA	55	121	64	EGYPT	2 795	4 485	2 367
SOUTH KOREA	2 551	14 524	7 728	SUDAN	163	888	461
JAPAN	30 198	527 830	279 914	MALI	42	136	74
TAIWAN	5 949	32 054	17 053	BURKINA FASO	21	114	61
HONG KONG	8 473	38 057	20 180	SENEGAL	25	72	39
MACAO	39	129	70	SIERRA LEONE	16	60	31
AUSTRALIA	12 346	100 519	53 541	LIBERIA	77	150	78
PAPUA NEW G	37	345	185	IVORY COAST	155	553	296
NEW ZEALAND	1 267	15 834	8 414	NIGERIA	2 885	4 673	2 478
KIRIBATI	24	58	31	CAMEROON	29	94	51
FIJI	38	200	105	ZAIRE	179	375	203
TONGA	20	86	48	RWANDA	178	863	462
FR POLYNESIA	11	65	35	ANGOLA	204	526	280
551 ESSNTL.OIL,PERFUME,FLAVR				ETHIOPIA	23	62	33
IMPORTS	243 233	487 636	259 217	KENYA	404	1 155	616
FRANCE	34 474	123 773	65 802	TANZANIA	31	130	67
BELGIUM LUX	7 634	12 964	6 900	SEYCHELLES	30	83	43
NETHERLANDS	28 000	62 908	33 524	MAURITIUS	95	561	304
ITALY	29 478	17 620	9 396	ZAMBIA	136	243	125
UNIT KINGDOM	23 700	40 875	21 733	ZIMBABWE	19	72	41
IRELAND	8 033	34 387	18 254	MALAWI	27	69	36
DENMARK	777	1 121	599	REP S AFRICA	3 236	9 319	4 940
GREECE	753	699	372	SWAZILAND	537	693	358
PORTUGAL	272	477	250	USA	11 969	12 936	6 884
SPAIN	3 999	6 090	3 231	CANADA	3 078	1 025	548
SWEDEN	1 854	1 009	536	MEXICO	875	2 355	1 246
SWITZERLAND	20 427	97 203	51 573	GUATEMALA	335	1 242	663
AUSTRIA	3 405	4 873	2 575	HONDURAS	60	334	177
YUGOSLAVIA	1 509	1 662	880	EL SALVADOR	125	523	279
TURKEY	785	487	269	COSTA RICA	422	1 150	609
SOVIET UNION	139	526	279	PANAMA	59	174	93
POLAND	9 159	1 364	733	HAITI	75	163	87
HUNGARY	1 411	1 079	569	DOMINIC REP	270	501	263
BULGARIA	209	705	378	DOMINICA	10	67	37
ALBANIA	11	97	52	JAMAICA	36	102	52
MOROCCO	1 563	857	453	TRINIDAD TOB	62	114	63
TUNISIA	48	92	47	ARUBA	35	90	49
EGYPT	29	687	366	COLOMBIA	954	3 005	1 588
MADAGASCAR	585	277	144	VENEZUELA	2 185	6 672	3 534
REP S AFRICA	495	710	379	ECUADOR	210	889	474
USA	15 278	30 447	16 166	PERU	135	510	268
CANADA	66	420	222	BRAZIL	228	994	525
MEXICO	266	767	407	CHILE	1 073	3 816	2 016
				BOLIVIA	50	364	192

6 IMPORTS AND EXPORTS (SPECIAL TRADE) BY GROUPS OF THE SITC-REV. III AND BY COUNTRIES OF PRODUCTION AND CONSUMPTION 1989

GROUP COUNTRY	DT = 100 KG	1 000 DM	1 000 \$	GROUP COUNTRY	DT = 100 KG	1 000 DM	1 000 \$
PARAGUAY	104	235	125	MALTA	2 673	2 650	1 421
URUGUAY	66	395	211	YUGOSLAVIA	1 459	4 125	2 204
ARGENTINA	328	1 119	600	TURKEY	5 863	3 807	2 033
CYPRUS	305	1 263	667	SOVIET UNION	53 515	32 290	17 610
LEBANON	458	1 385	738	POLAND	18 808	17 049	9 168
SYRIA	1 858	9 466	5 089	CZECHOSLOVA	5 706	7 041	3 757
IRAQ	65	570	301	HUNGARY	10 163	9 461	5 056
IRAN	1 713	3 017	1 615	ROMANIA	30	154	79
ISRAEL	1 060	3 330	1 771	BULGARIA	1 059	1 944	1 044
JORDAN	192	571	312	MOROCCO	131	86	47
SAUDI ARABIA	2 077	5 266	2 790	ALGERIA	120	63	32
KUWAIT	92	227	118	TUNISIA	144	371	196
BAHRAIN	9	113	60	LIBYA	4 535	2 008	1 036
ARAB EMIRAT	55	235	127	EGYPT	3 197	2 636	1 386
NORTH YEMEN	201	468	247	SUDAN	156	184	100
SOUTH YEMEN	86	195	105	MAURITANIA	100	123	68
PAKISTAN	454	1 537	817	SIERRA LEONE	13	97	51
INDIA	114	500	265	LIBERIA	55	102	54
BANGLADESH	530	1 039	555	IVORY COAST	161	489	262
SRI LANKA	182	460	244	TOGO	61	99	50
NEPAL	32	103	54	BENIN	31	218	116
THAILAND	1 421	3 553	1 885	NIGERIA	817	1 015	549
VIETNAM	70	282	151	ZAIRE	72	73	36
INDONESIA	6 835	18 597	9 857	ANGOLA	3 211	1 546	797
MALAYSIA	750	1 679	889	DJIBOUTI	191	230	124
SINGAPORE	1 081	2 254	1 199	SOMALIA	50	99	54
PHILIPPINES	2 033	4 002	2 124	KENYA	161	232	118
CHINA	204	668	349	TANZANIA	117	172	92
NORTH KOREA	37	155	83	MADAGASCAR	74	61	33
SOUTH KOREA	5 098	13 584	7 241	REUNION	145	143	77
JAPAN	5 204	11 836	6 293	MAURITIUS	101	138	68
TAIWAN	1 369	3 696	1 973	REP S AFRICA	1 835	4 003	2 128
HONG KONG	1 751	5 478	2 907	USA	30 447	84 720	44 971
AUSTRALIA	1 745	5 417	2 878	CANADA	9 356	16 706	8 877
NEW ZEALAND	174	737	388	MEXICO	79	302	162
				GUATEMALA	187	126	66
				HONDURAS	105	109	54
				EL SALVADOR	121	168	88
				NICARAGUA	70	82	43
				PANAMA	696	1 172	625
				CUBA	580	508	269
				HAITI	153	287	155
				DOMINIC REP	63	188	100
				GUADELOUPE	52	67	39
				JAMAICA	67	232	168
				BARBADOS	42	72	36
				TRINIDAD TOB	64	81	43
				ARUBA	48	127	68
				NETH ANTILL	367	619	327
				COLOMBIA	33	274	145
				VENEZUELA	554	564	303
				ECUADOR	196	286	153
				PERU	149	854	457
				BRAZIL	197	442	233
				CHILE	931	2 372	1 274
				BOLIVIA	129	222	114
				PARAGUAY	1 318	1 577	844
				URUGUAY	172	291	150
				ARGENTINA	17	99	51
				CYPRUS	987	1 460	767
				LEBANON	3 950	3 333	1 767
				SYRIA	135	133	67
				IRAQ	469	808	434
				IRAN	15	95	48
				ISRAEL	3 315	5 577	2 963
				JORDAN	852	1 185	639
				SAUDI ARABIA	41 018	37 609	19 966
				KUWAIT	8 668	10 004	5 347
				BAHRAIN	2 277	2 585	1 367
				QATAR	1 518	1 897	1 009
				ARAB EMIRAT	11 440	14 882	7 910
				OMAN	3 040	2 669	1 413
				NORTH YEMEN	61	136	71
				AFGHANISTAN	792	535	288
				INDIA	352	1 524	802
				MALDIVES	54	85	43
				SRI LANKA	84	118	63
				NEPAL	633	490	264
				THAILAND	925	1 210	636
				VIETNAM	48	192	101
				INDONESIA	101	488	259
				MALAYSIA	2 604	3 501	1 855
				SINGAPORE	3 865	6 986	3 718
				PHILIPPINES	88	354	185
				CHINA	30	233	126
				NORTH KOREA	305	423	243
				SOUTH KOREA	1 674	3 037	1 621
				JAPAN	28 005	30 816	16 410
				TAIWAN	8 595	4 981	2 658
				HONG KONG	10 360	14 948	7 930
				AUSTRALIA	8 478	12 059	6 416
				NEW ZEALAND	575	1 226	653
				NEW CALEDON	74	104	55
				FJI	21	64	33
				SHIPS SUPPL	436	13 861	7 375
553 PERFUMERY, COSMETICS, ETC.							
IMPORTS	653 052	1 285 324	683 739				
FRANCE	225 383	705 397	375 591				
BELGIUM LUX	16 927	38 552	20 472				
NETHERLANDS	56 377	51 418	27 370				
ITALY	75 634	78 104	41 515				
UNITED KINGDOM	122 870	154 698	82 140				
IRELAND	44 728	66 928	35 570				
DENMARK	3 594	7 216	3 818				
GREECE	622	547	288				
PORTUGAL	1 892	714	379				
SPAIN	9 284	18 589	9 891				
CANARY IS	12	211	108				
NORWAY	361	927	494				
SWEDEN	1 489	3 749	1 976				
FINLAND	517	1 464	775				
SWITZERLAND	38 003	72 840	38 701				
AUSTRIA	20 858	15 533	8 266				
MALTA	1 439	955	507				
YUGOSLAVIA	3 402	1 433	764				
TURKEY	539	277	145				
POLAND	97	160	85				
HUNGARY	700	310	169				
BULGARIA	19	186	100				
USA	10 700	28 590	15 204				
CANADA	637	686	369				
CHILE	15	77	42				
ISRAEL	633	892	476				
INDIA	194	308	164				
THAILAND	47	214	117				
INDONESIA	56	66	35				
MALAYSIA	125	104	55				
SINGAPORE	58	790	414				
CHINA	1 791	3 258	1 732				
SOUTH KOREA	310	669	357				
JAPAN	2 791	12 131	6 465				
TAIWAN	10 643	16 605	8 803				
HONG KONG	96	263	137				
EXPORTS	1 237 157	1 466 589	780 568				
FRANCE	117 885	153 687	81 843				
BELGIUM LUX	109 581	81 817	43 509				
NETHERLANDS	141 186	144 037	76 724				
ITALY	122 659	134 463	71 375				
UNITED KINGDOM	108 133	123 246	65 558				
IRELAND	1 964	2 938	1 550				
DENMARK	24 849	30 136	16 004				
GREECE	7 853	9 381	5 014				
PORTUGAL	4 066	7 106	3 786				
SPAIN	18 992	28 798	15 284				
CANARY IS	326	759	406				
ICELAND	1 396	2 183	1 163				
NORWAY	17 935	20 468	10 897				
SWEDEN	29 553	33 262	17 695				
FINLAND	18 126	24 283	12 943				
SWITZERLAND	87 270	135 817	72 248				
AUSTRIA	122 861	148 296	78 898				
GIBRALTAR	138	150	80				

6 IMPORTS AND EXPORTS (SPECIAL TRADE) BY GROUPS OF THE SITC-REV. III AND BY COUNTRIES OF PRODUCTION AND CONSUMPTION 1989

GROUP COUNTRY	DT = 100 KG	1 000 DM	1 000 \$	GROUP COUNTRY	DT = 100 KG	1 000 DM	1 000 \$
554 SOAP, CLEANERS, POLISH, ETC				MAURITIUS			
IMPORTS	3 061 089	680 254	362 220	ZAMBIA	1 630	936	493
FRANCE	407 139	99 737	53 281	ZIMBABWE	388	288	156
BELGIUM LUX	890 449	159 195	84 673	MALAWI	3 105	1 102	590
NETHERLANDS	572 131	107 997	57 605	REP S AFRICA	109	143	76
ITALY	251 160	46 392	24 698	USA	45 054	19 242	10 177
UNITED KINGDOM	196 093	63 557	33 808	CANADA	104 909	49 965	26 689
IRELAND	6 598	6 727	3 592	MEXICO	20 300	12 054	6 383
DENMARK	67 612	12 570	6 699	GUATEMALA	6 381	3 401	1 816
PORTUGAL	913	215	110	HONDURAS	6 268	1 869	985
SPAIN	57 602	13 542	7 198	EL SALVADOR	1 700	769	402
NORWAY	21 123	3 858	2 070	COSTA RICA	1 847	546	291
SWEDEN	22 918	7 255	3 851	PANAMA	3 898	1 609	851
FINLAND	1 764	547	294	CUBA	547	219	114
SWITZERLAND	230 574	70 929	37 734	HAITI	1 832	620	327
AUSTRIA	174 722	35 755	19 028	DOMINIC REP	334	150	77
YUGOSLAVIA	58 000	6 305	3 347	GUADELOUPE	7 713	1 571	825
TURKEY	2 746	448	240	JAMAICA	345	88	45
POLAND	628	158	84	BARBADOS	3 170	651	350
CZECHOSLOVAKIA	10 506	1 357	719	NETH ANTILL	53	62	32
HUNGARY	11 717	2 265	1 199	COLUMBIA	545	200	103
BULGARIA	1 268	204	107	VENEZUELA	10 189	4 330	2 284
USA	66 175	35 312	18 731	ECUADOR	3 157	1 622	865
CANADA	4 173	2 134	1 131	PERU	4 553	1 610	851
INDIA	78	70	40	BRAZIL	5 899	2 627	1 418
CHINA	407	150	80	CHILE	15 002	8 340	4 456
JAPAN	3 908	3 039	1 619	BOLIVIA	28 042	9 569	5 078
TAIWAN	54	95	50	PARAGUAY	2 781	1 008	534
HONG KONG	104	137	74	URUGUAY	2 256	635	341
EXPORTS	8 726 830	2 350 347	1 250 366	ARGENTINA	7 287	2 598	1 375
FRANCE	1 244 100	299 738	159 328	CYPRUS	18 936	6 448	3 413
BELGIUM LUX	1 073 188	235 969	125 372	LEBANON	16 990	4 608	2 440
NETHERLANDS	817 376	182 691	97 142	SYRIA	7 530	2 429	1 299
ITALY	744 980	218 159	115 897	IRAQ	51 222	23 799	12 689
UNITED KINGDOM	486 352	134 806	71 664	IRAN	2 742	2 627	1 406
IRELAND	15 786	4 979	2 646	ISRAEL	32 280	8 495	4 577
DENMARK	152 651	41 355	22 008	JORDAN	72 201	22 129	11 779
GREECE	104 849	34 998	18 682	SAUDI ARABIA	6 172	1 858	984
PORTUGAL	52 607	21 924	11 644	KUWAIT	33 936	8 689	4 666
SPAIN	158 361	52 520	27 926	BAHRAIN	9 391	3 688	1 945
CANARY IS	627	409	218	QATAR	1 364	527	280
ICELAND	4 724	1 710	907	ARAB EMIRAT	1 029	418	221
NORWAY	39 108	16 762	8 917	OMAN	10 673	3 760	1 993
SWEDEN	170 154	54 872	29 161	NORTH YEMEN	1 927	730	386
FINLAND	78 139	26 885	14 288	SOUTH YEMEN	7 130	1 203	643
SWITZERLAND	531 957	143 377	76 252	AFGHANISTAN	137	119	62
AUSTRIA	583 995	159 249	84 752	PAKISTAN	879	298	158
ANDORRA	126	126	68	INDIA	11 058	3 967	2 102
MALTA	4 820	1 595	847	BANGLADESH	13 347	4 926	2 620
YUGOSLAVIA	135 648	41 564	22 159	SRI LANKA	4 058	1 175	622
TURKEY	53 021	16 572	8 852	NEPAL	1 017	437	230
SOVIET UNION	1 001 693	180 112	96 323	BURMA	564	127	67
POLAND	40 784	14 791	7 863	THAILAND	95	70	36
CZECHOSLOVAKIA	56 396	20 515	10 934	VIETNAM	19 518	7 384	3 917
HUNGARY	94 876	22 019	11 698	INDONESIA	642	400	213
ROMANIA	2 974	1 698	895	MALAYSIA	23 904	8 393	4 465
BULGARIA	29 681	10 158	5 388	SINGAPORE	14 458	5 022	2 665
ALBANIA	1 836	462	240	PHILIPPINES	16 503	6 733	3 552
MOROCCO	9 467	2 944	1 563	MONGOLIA	9 061	2 752	1 454
ALGERIA	34 854	8 618	4 756	CHINA	1 606	404	220
TUNISIA	10 240	3 278	1 722	NORTH KOREA	25 589	6 927	3 658
LIBYA	2 144	968	506	SOUTH KOREA	934	252	137
EGYPT	19 227	7 248	3 840	JAPAN	32 328	13 123	6 972
SUDAN	1 139	432	228	TAIWAN	55 235	30 441	16 166
MAURITANIA	193	117	62	HONG KONG	39 579	19 372	10 321
MALI	232	128	66	AUSTRALIA	50 368	18 146	9 592
BURKINA FASO	341	128	68	NEW ZEALAND	29 962	14 297	7 609
NIGER	473	164	90	FR POLYNESIA	14 969	5 124	2 708
SENEGAL	698	301	159		277	76	41
GUINEA	301	164	87	562 FERTILIZER, EXCEPT GRP272			
LIBERIA	2 435	779	416	IMPORTS	53 250 424	1 267 396	677 328
IVORY COAST	3 077	1 229	652	FRANCE	4 268 590	81 267	43 223
GHANA	1 580	887	469	BELGIUM LUX	8 031 406	158 282	84 150
TOGO	579	277	146	NETHERLANDS	12 964 998	314 044	168 238
BENIN	737	490	262	ITALY	3 194 476	73 185	39 447
NIGERIA	7 992	3 781	2 023	UNITED KINGDOM	230 728	7 646	4 116
CAMEROON	2 423	1 344	713	IRELAND	674 696	14 813	7 805
CENT AFR REP	229	155	83	DENMARK	1 825 296	39 017	20 577
GABON	684	294	154	GREECE	730 415	15 157	8 021
CONGO	455	277	146	PORTUGAL	544 121	11 000	5 825
ZAIRE	3 582	1 428	763	SPAIN	1 831 928	38 795	20 461
RWANDA	1 723	492	256	NORWAY	1 645 626	49 671	26 932
BURUNDI	188	97	54	SWEDEN	1 312 613	33 238	18 051
ANGOLA	1 665	769	409	SWITZERLAND	46 643	2 807	1 500
ETHIOPIA	2 474	579	306	AUSTRIA	3 264 036	89 310	47 596
SOMALIA	571	104	55	YUGOSLAVIA	3 403 293	85 860	45 354
KENYA	3 051	1 261	676	SOVIET UNION	556 978	17 370	9 364
UGANDA	183	193	104	POLAND	1 098 254	22 208	11 874
TANZANIA	1 337	748	398	CZECHOSLOVAKIA	434 019	7 300	3 913
SEYCHELLES	313	93	50	HUNGARY	1 319 169	32 240	17 526
Mozambique	486	319	173	ROMANIA	1 299 023	24 615	13 187
MADAGASCAR	771	367	195	BULGARIA	315 416	5 664	2 988
REUNION	252	120	64	MOROCCO	1 210 452	47 498	25 574
				TUNISIA	525 531	19 587	10 949
				NIGERIA	324 296	7 691	4 178

6 IMPORTS AND EXPORTS (SPECIAL TRADE) BY GROUPS OF THE SITC-REV. III AND BY COUNTRIES OF PRODUCTION AND CONSUMPTION 1989

GROUP COUNTRY	DT = 100 KG	1 000 DM	1 000 \$	GROUP COUNTRY	DT = 100 KG	1 000 DM	1 000 \$
REP S AFRICA	55 253	1 942	1 053	SOUTH KOREA	1 194	263	136
USA	786 811	32 758	17 409	JAPAN	1 182 429	40 365	21 472
CANADA	18 326	427	231	TAIWAN	17 874	1 764	932
TRINIDAD TOB	214 970	4 952	2 839	HONG KONG	10 270	484	256
BRAZIL	34 244	1 483	754	AUSTRALIA	48 615	2 720	1 447
ISRAEL	819 195	19 877	10 544	PAPUA NEW G	5 004	175	94
JORDAN	55 209	2 378	1 251	NEW ZEALAND	42 052	1 734	932
INDONESIA	205 443	4 026	2 312	FIJI	3 256	99	52
TAIWAN	1 431	149	81				
EXPORTS	41 007 264	1 055 952	562 298	571 POLYMERS OF ETHYLENE			
FRANCE	2 932 726	86 795	46 166	IMPORTS	11 414 914	2 197 409	1 168 299
BELGIUM LUX	10 369 841	202 115	107 249	FRANCE	2 002 482	374 903	199 429
NETHERLANDS	3 561 811	80 907	42 668	BELGIUM LUX	2 290 282	443 245	235 529
ITALY	1 884 922	84 459	45 317	NETHERLANDS	2 326 426	410 539	218 422
UNITD KINGDOM	2 212 224	46 601	24 831	ITALY	905 549	172 815	91 784
IRELAND	2 346 915	42 582	22 917	UNITD KINGDOM	186 875	46 957	24 944
DENMARK	1 096 642	29 568	15 813	IRELAND	350	75	43
GREECE	487 028	19 001	10 130	DENMARK	18 051	2 743	1 468
PORTUGAL	161 618	4 406	2 375	PORTUGAL	102 714	17 860	9 439
SPAIN	1 464 988	32 390	17 287	SPAIN	225 514	41 297	21 993
CANARY IS	5 039	134	70	NORWAY	328 570	60 424	32 125
NORWAY	784 850	17 174	9 262	SWEDEN	493 183	133 087	70 664
SWEDEN	1 352 103	31 390	16 679	FINLAND	70 406	14 250	7 590
FINLAND	9 724	1 497	809	SWITZERLAND	27 935	10 108	5 369
SWITZERLAND	830 511	27 875	14 779	AUSTRIA	631 169	113 534	60 373
AUSTRIA	1 114 933	34 823	18 640	YUGOSLAVIA	208 650	34 266	18 287
YUGOSLAVIA	2 818	571	301	TURKEY	58 508	10 329	5 863
TURKEY	64 375	2 880	1 551	SOVIET UNION	37 859	5 672	2 989
SOVIET UNION	57 424	4 919	2 584	POLAND	28 706	4 196	2 235
POLAND	110 094	3 940	2 086	CZECHOSLOVA	191 083	25 628	13 611
CZECHOSLOVA	12 796	1 001	536	HUNGARY	136 555	19 790	10 527
HUNGARY	38 823	3 148	1 652	REP S AFRICA	1 927	268	146
ROMANIA	137	58	32	USA	299 651	103 814	55 235
MOROCCO	829	178	96	CANADA	103 715	17 864	9 418
ALGERIA	48 985	1 468	782	MEXICO	757	213	117
TUNISIA	4 678	169	88	BRAZIL	44 868	8 370	4 426
LIBYA	4 454	290	153	ARGENTINA	24 024	4 389	2 328
EGYPT	682 137	24 764	13 269	ISRAEL	1 621	578	309
SUDAN	129 420	4 372	2 316	SAUDI ARABIA	634 493	105 476	56 144
MALI	165 170	3 606	1 970	SINGAPORE	468	91	46
GHANA	25 878	604	322	CHINA	596	180	99
NIGERIA	7 960	329	178	JAPAN	30 608	13 516	7 166
CAMEROON	25 910	489	264	TAIWAN	569	193	106
GABON	21 335	690	363				
CONGO	7 509	232	121	EXPORTS	8 606 725	1 828 976	973 010
Z-IRE	58 633	1 647	895	FRANCE	1 082 545	237 960	126 634
RWANDA	3 817	125	66	BELGIUM LUX	1 101 149	217 960	115 794
BURUNDI	4 003	109	56	NETHERLANDS	704 382	139 129	74 042
SOMALIA	3 550	100	54	ITALY	1 209 500	251 385	133 868
KENYA	140 410	6 304	3 379	UNITD KINGDOM	831 190	173 020	92 041
TANZANIA	2 497	84	43	IRELAND	98 225	20 108	10 700
MOZAMBIQUE	2 000	89	49	DENMARK	283 395	59 653	31 712
ZIMBABWE	93 998	3 551	1 897	GREECE	102 743	22 229	11 839
REP S AFRICA	468 032	11 671	6 208	PORTUGAL	41 818	10 130	5 389
USA	451 381	15 798	8 536	SPAIN	253 042	55 534	29 631
CANADA	4 596	302	157	ICELAND	11 234	2 911	1 547
MEXICO	620	75	40	NORWAY	98 021	21 220	11 269
GUATEMALA	95 351	3 255	1 685	SWEDEN	254 932	56 786	30 267
HONDURAS	226 727	5 615	3 012	FINLAND	203 192	44 511	23 677
EL SALVADOR	109 605	2 824	1 467	SWITZERLAND	460 982	98 152	52 252
COSTA RICA	5 101	727	385	AUSTRIA	292 603	71 490	38 000
PANAMA	100 948	2 360	1 254	MALTA	2 696	620	333
CUBA	445	131	67	YUGOSLAVIA	42 156	12 177	6 484
DOMINIC REP	86	59	32	TURKEY	20 894	5 344	2 838
TRINIDAD TOB	3 250	141	76	SOVIET UNION	138 287	36 990	19 817
COLOMBIA	371	426	222	POLAND	16 604	4 202	2 268
ECUADOR	5 718	577	304	CZECHOSLOVA	12 320	4 129	2 234
PERU	193	138	71	HUNGARY	11 854	2 920	1 543
BRAZIL	844 187	19 374	10 129	ROMANIA	202	58	30
CHILE	5 554	551	290	BULGARIA	10 925	2 638	1 372
BOLIVIA	1 359	57	30	MOROCCO	23 130	4 698	2 492
URUGUAY	45 194	1 252	655	ALGERIA	8 222	2 056	1 083
ARGENTINA	1 201	290	152	TUNISIA	10 861	2 100	1 111
CYPRUS	1 200	108	57	LIBYA	27 077	6 374	3 307
LEBANON	2 196	185	98	EGYPT	27 334	5 996	3 222
SYRIA	119	102	52	SUDAN	825	126	68
IRAQ	4 166	173	96	MALI	1 320	305	164
IRAN	823	192	103	SENEGAL	5 142	983	524
ISRAEL	711	104	53	LIBERIA	497	98	50
JORDAN	4 267	867	455	IVORY COAST	17 184	3 577	1 877
SAUDI ARABIA	13 053	3 069	1 660	GHANA	8 824	1 999	1 053
BAHRAIN	2 015	80	40	NIGERIA	78 138	16 461	8 832
ARAB EMIRAT	10 451	665	356	CAMEROON	952	202	106
OMAN	29 278	1 321	685	ZAIRE	9 609	2 319	1 236
PAKISTAN	400	79	42	RWANDA	977	216	124
INDIA	2 715 994	52 119	27 997	ANGOLA	28 734	7 415	3 955
BANGLADESH	491 765	15 531	8 435	ETHIOPIA	5 336	1 170	607
SRI LANKA	22 516	1 067	548	SOMALIA	1 980	487	245
NEPAL	2 880	188	101	KENYA	21 992	3 908	2 093
THAILAND	63 121	2 777	1 451	TANZANIA	5 566	1 529	808
INDONESIA	40 860	3 313	1 758	MOZAMBIQUE	1 120	291	155
MALAYSIA	455 811	11 616	6 176	MADAGASCAR	320	62	34
SINGAPORE	247 078	8 522	4 590	REUNION	2 360	398	211
PHILIPPINES	4 128	410	216	MAURITIUS	4 224	821	432
CHINA	870 918	32 192	17 414				

6 IMPORTS AND EXPORTS (SPECIAL TRADE) BY GROUPS OF THE SITC-REV. III AND BY COUNTRIES OF PRODUCTION AND CONSUMPTION 1989

GROUP COUNTRY	DT = 100 KG	1 000 DM	1 000 \$	GROUP COUNTRY	DT = 100 KG	1 000 DM	1 000 \$
ZAMBIA	6 380	1 754	936	PORTUGAL	45 571	14 265	7 620
ZIMBABWE	1 231	228	124	SPAIN	152 209	44 763	23 781
MALAWI	2 408	647	339	ICELAND	1 667	498	267
REP S AFRICA	80 209	16 012	8 389	NORWAY	85 068	27 771	14 766
USA	24 026	8 133	4 296	SWEDEN	142 593	49 981	26 579
CANADA	4 385	1 288	689	FINLAND	113 106	34 165	18 077
MEXICO	5 553	1 460	763	SWITZERLAND	401 058	134 650	71 499
GUATEMALA	5 826	1 205	633	AUSTRIA	388 046	119 152	63 307
EL SALVADOR	1 172	339	179	MALTA	8 715	3 460	1 842
CUBA	5 000	1 537	799	YUGOSLAVIA	62 362	21 606	11 440
DOMINIC REP	1 750	560	297	TURKEY	63 068	17 679	9 424
BARBADOS	2 133	435	232	SOVIET UNION	124 804	35 816	18 833
COLOMBIA	4 800	1 293	696	POLAND	17 875	5 930	3 146
VENEZUELA	463	219	118	CZECHOSLOV	28 176	10 002	5 309
SURINAME	3 250	883	474	HUNGARY	44 206	14 520	7 721
ECUADOR	8 218	1 922	1 016	ROMANIA	179	64	34
PERU	3 357	726	393	BULGARIA	11 503	3 275	1 756
BRAZIL	1 882	1 211	644	MOROCCO	7 575	2 143	1 137
CHILE	1 633	582	306	ALGERIA	20 399	6 581	3 533
BOLIVIA	658	184	97	TUNISIA	9 888	3 064	1 627
URUGUAY	745	156	82	LIBYA	1 352	475	254
ARGENTINA	19 588	4 892	2 588	EGYPT	35 775	10 516	5 588
CYPRUS	9 106	1 955	1 036	SENEGAL	2 024	971	522
LEBANON	2 130	460	247	IVORY COAST	2 140	683	363
SYRIA	790	128	65	GHANA	2 379	841	448
IRAQ	8 075	1 588	848	NIGERIA	3 865	1 093	589
IRAN	50 582	9 528	5 054	CAMEROON	224	78	42
ISRAEL	52 962	12 081	6 417	GABON	340	126	68
SAUDI ARABIA	15 429	4 074	2 143	ZAIRE	600	187	100
ARAB EMIRAT	405	97	51	ANGOLA	1 275	498	267
NORTH YEMEN	3 644	546	292	ETHIOPIA	1 200	408	221
PAKISTAN	18 263	3 747	2 000	KENYA	1 843	561	297
INDIA	24 425	5 108	2 706	MAURITIUS	182	56	30
BANGLADESH	2 534	598	319	ZIMBABWE	526	197	106
SRI LANKA	2 610	503	264	REP S AFRICA	36 566	12 600	6 678
NEPAL	11 026	2 677	1 429	USA	61 017	18 306	9 722
BHUTAN	1 280	310	171	CANADA	28 393	8 293	4 339
THAILAND	16 682	3 792	2 017	MEXICO	17 078	4 673	2 532
VIETNAM	1 013	299	163	GUATEMALA	877	270	141
INDONESIA	27 329	5 546	2 974	EL SALVADOR	1 413	620	332
MALAYSIA	15 767	3 833	2 046	COSTA RICA	3 469	1 048	560
SINGAPORE	8 844	1 887	997	PANAMA	1 281	386	207
PHILIPPINES	8 325	1 647	873	CUBA	1 030	442	230
CHINA	360 729	61 112	32 490	DOMINIC REP	457	132	69
SOUTH KOREA	75 913	19 631	10 433	TRINIDAD TOB	998	318	169
JAPAN	23 761	7 691	4 098	COLOMBIA	4 338	1 474	785
TAIWAN	14 632	3 331	1 742	VENEZUELA	1 180	381	207
HONG KONG	14 870	3 897	2 057	ECUADOR	805	277	148
AUSTRALIA	71 120	11 760	6 283	PERU	3 316	1 062	573
NEW ZEALAND	2 502	460	241	BRAZIL	1 367	659	346
				CHILE	6 077	2 275	1 208
				BOLIVIA	961	305	164
				URUGUAY	293	97	53
				ARGENTINA	1 980	851	452
				CYPRUS	1 157	490	270
				LEBANON	295	80	42
				SYRIA	3 495	887	485
				IRAQ	21 774	9 977	5 278
				IRAN	17 013	4 495	2 432
				ISRAEL	25 861	7 942	4 226
				JORDAN	5 680	1 672	876
				SAUDI ARABIA	3 985	1 166	626
				BAHRAIN	1 036	263	142
				ARAB EMIRAT	4 571	1 203	632
				OMAN	380	87	48
				PAKISTAN	12 478	3 499	1 868
				INDIA	3 989	1 235	666
				BANGLADESH	834	313	164
				SRI LANKA	2 495	746	396
				THAILAND	27 865	8 288	4 384
				INDONESIA	16 821	4 089	2 195
				MALAYSIA	51 643	15 507	8 296
				SINGAPORE	87 313	28 461	15 137
				PHILIPPINES	1 710	521	281
				CHINA	49 843	14 932	7 915
				SOUTH KOREA	29 183	7 778	4 132
				JAPAN	857	354	182
				TAIWAN	5 434	1 469	779
				HONG KONG	102 728	31 528	16 699
				AUSTRALIA	11 362	3 517	1 871
				NEW ZEALAND	13 330	3 523	1 873
572 POLYMERS OF STYRENE				573 POLYMERS, VINYL CHLORIDE			
IMPORTS	4 595 095	1 298 852	690 717	IMPORTS	4 703 686	1 025 151	545 088
FRANCE	1 078 291	280 684	149 399	FRANCE	876 126	194 105	103 232
BELGIUM LUX	1 132 287	294 115	156 212	BELGIUM LUX	666 764	120 449	64 006
NETHERLANDS	1 311 667	410 103	218 214	NETHERLANDS	1 329 491	291 417	154 934
ITALY	356 826	108 043	57 392	ITALY	390 742	84 040	44 673
UNITED KINGDOM	303 123	84 065	44 698	UNITED KINGDOM	51 376	29 035	15 416
IRELAND	1 286	699	371	IRELAND	133	182	97
DENMARK	3 058	1 275	682	DENMARK	1 318	989	523
PORTUGAL	263	55	31	GREECE	681	121	65
SPAIN	31 606	9 358	4 994	PORTUGAL	875	427	223
NORWAY	5 502	1 249	668	SPAIN	25 725	4 631	2 458
SWEDEN	102 786	26 669	14 218	NORWAY	20 028	3 200	1 687
FINLAND	10 770	3 400	1 833				
SWITZERLAND	11 345	2 962	1 582				
AUSTRIA	23 068	6 277	3 332				
YUGOSLAVIA	10 654	1 953	1 075				
SOVIET UNION	1 390	320	171				
POLAND	762	111	63				
CZECHOSLOV	28 806	5 736	3 060				
HUNGARY	4 515	576	313				
ROMANIA	3 882	984	525				
MAURITANIA	252	59	31				
USA	103 716	40 124	21 334				
CANADA	3 078	693	355				
MEXICO	5 139	1 126	596				
BRAZIL	25 124	6 530	3 369				
ISRAEL	287	145	77				
SAUDI ARABIA	8 403	2 031	1 083				
SOUTH KOREA	1 093	361	192				
JAPAN	4 588	2 209	1 172				
TAIWAN	20 713	6 737	3 563				
HONG KONG	192	63	33				
EXPORTS	6 134 789	1 852 529	984 862				
FRANCE	1 088 325	314 613	167 378				
BELGIUM LUX	509 075	132 249	70 252				
NETHERLANDS	594 743	169 127	89 905				
ITALY	845 825	247 119	131 581				
UNITED KINGDOM	402 229	132 472	70 483				
IRELAND	44 334	14 560	7 757				
DENMARK	147 721	54 929	29 240				
GREECE	43 726	12 637	6 726				

6 IMPORTS AND EXPORTS (SPECIAL TRADE) BY GROUPS OF THE SITC-REV. III AND BY COUNTRIES OF PRODUCTION AND CONSUMPTION 1989

GROUP COUNTRY	DT = 100 KG	1 000 DM	1 000 \$	GROUP COUNTRY	DT = 100 KG	1 000 DM	1 000 \$
SWEDEN	116 226	22 810	12 110	IRAN	41 239	9 570	5 080
FINLAND	2 962	854	458	ISRAEL	13 019	3 226	1 722
SWITZERLAND	200 358	46 160	24 500	JORDAN	2 998	670	346
AUSTRIA	48 421	9 665	5 141	SAUDI ARABIA	3 620	1 201	636
YUGOSLAVIA	27 395	4 531	2 410	KUWAIT	792	251	133
TURKEY	9 206	1 005	533	ARAB EMIRAT	353	216	116
SOVIET UNION	69 460	12 425	6 548	AFGHANISTAN	952	230	125
POLAND	125 232	17 665	9 425	PAKISTAN	10 519	2 850	1 517
CZECHOSLOVAKIA	251 023	37 157	19 758	INDIA	32 671	7 231	3 827
HUNGARY	111 915	17 553	9 410	BANGLADESH	1 040	240	132
ROMANIA	75 329	11 562	6 181	SRI LANKA	1 844	402	216
USA	54 800	56 741	30 225	THAILAND	16 751	3 936	2 095
CANADA	788	337	180	INDONESIA	7 965	2 773	1 478
MEXICO	83 382	13 185	7 026	MALAYSIA	5 429	1 696	900
COLOMBIA	708	109	59	SINGAPORE	9 049	3 223	1 727
BRAZIL	23 308	3 894	2 043	PHILIPPINES	7 764	1 830	978
CHILE	750	126	64	CHINA	12 862	3 826	2 030
ARGENTINA	4 443	682	359	NORTH KOREA	800	205	110
ISRAEL	94 256	15 821	8 434	SOUTH KOREA	23 478	11 982	6 375
SAUDI ARABIA	28 147	4 891	2 612	JAPAN	58 278	19 311	10 266
CHINA	2 795	3 037	1 612	TAIWAN	6 834	4 272	2 287
JAPAN	8 681	16 194	8 600	HONG KONG	40 784	9 330	4 941
EXPORTS	7 776 139	1 788 811	951 235	AUSTRALIA	21 665	4 889	2 597
FRANCE	1 015 230	227 831	121 146	NEW ZEALAND	2 855	774	416
BELGIUM LUX	670 243	148 596	79 094	574 POLYACETAL, POLYCARBONATE			
NETHERLANDS	749 378	159 108	84 602	IMPORTS	4 088 820	1 763 458	937 083
ITALY	1 104 817	243 001	129 266	FRANCE	171 692	61 866	32 931
UNITED KINGDOM	1 380 588	302 933	161 001	BELGIUM LUX	957 412	317 820	168 599
IRELAND	96 426	20 477	10 895	NETHERLANDS	1 462 941	698 905	371 551
DENMARK	193 649	47 245	25 130	ITALY	390 230	151 201	80 324
GREECE	18 823	4 849	2 601	UNITED KINGDOM	151 242	55 480	29 559
PORTUGAL	39 428	9 687	5 148	IRELAND	476	333	177
SPAIN	157 640	38 861	20 723	DENMARK	13 749	12 216	6 486
CANARY IS	1 026	178	95	GREECE	1 745	703	375
ICELAND	4 895	885	468	PORTUGAL	1 125	281	145
NORWAY	84 805	16 748	8 907	SPAIN	77 251	25 715	13 642
SWEDEN	301 613	60 169	32 046	NORWAY	25 037	9 686	5 178
FINLAND	46 633	11 163	5 903	SWEDEN	9 972	4 262	2 257
SWITZERLAND	297 275	66 175	35 117	FINLAND	302	113	63
AUSTRIA	214 161	53 264	28 256	SWITZERLAND	262 308	154 813	82 355
MALTA	2 423	461	240	AUSTRIA	79 733	37 506	19 859
YUGOSLAVIA	84 138	21 673	11 586	YUGOSLAVIA	41 727	8 943	4 768
TURKEY	17 438	4 939	2 646	POLAND	20 062	3 618	1 913
SOVIET UNION	285 617	61 108	32 302	CZECHOSLOVAKIA	3 739	1 502	791
POLAND	73 975	19 427	10 383	HUNGARY	7 153	1 605	844
CZECHOSLOVAKIA	63 493	16 536	8 830	USA	313 489	158 487	84 252
HUNGARY	29 759	11 575	6 163	CANADA	2 226	515	280
ROMANIA	1 141	923	501	MEXICO	11 722	3 485	1 830
BULGARIA	25 007	5 520	2 975	BRAZIL	3 229	2 087	1 096
MOROCCO	1 288	619	329	ISRAEL	692	772	407
ALGERIA	14 595	3 536	1 864	THAILAND	380	146	75
TUNISIA	15 572	3 566	1 899	SINGAPORE	2 285	1 150	599
LIBYA	489	129	73	SOUTH KOREA	638	433	230
EGYPT	36 130	8 596	4 581	JAPAN	39 310	34 543	18 407
IVORY COAST	2 179	671	353	TAIWAN	26 937	9 500	5 029
GHANA	1 844	406	217	HONG KONG	9 841	5 697	3 021
NIGERIA	28 608	6 416	3 424	EXPORTS	6 408 855	2 830 743	1 504 353
ZAIRE	167	71	37	FRANCE	929 802	426 039	226 638
BURUNDI	219	82	48	BELGIUM LUX	336 570	135 491	71 970
ANGOLA	8 798	2 649	1 398	NETHERLANDS	441 150	186 795	99 377
ETHIOPIA	217	82	44	ITALY	974 403	422 319	224 534
KENYA	20 863	4 135	2 187	UNITED KINGDOM	651 617	283 153	150 331
TANZANIA	2 581	735	386	IRELAND	32 893	14 796	7 865
SEYCHELLES	500	156	82	DENMARK	151 361	68 843	36 587
MOZAMBIQUE	378	84	47	GREECE	28 844	11 550	6 161
ZAMBIA	426	117	61	PORTUGAL	48 650	22 389	11 936
ZIMBABWE	3 546	864	460	SPAIN	261 503	122 892	65 242
MALAWI	3 806	889	474	CANARY IS	1 214	371	194
REP S AFRICA	94 512	23 255	12 348	ICELAND	621	325	168
USA	69 465	32 377	17 177	NORWAY	40 883	20 081	10 668
CANADA	36 335	11 410	6 065	SWEDEN	166 099	90 636	48 242
MEXICO	5 898	2 350	1 250	FINLAND	98 923	45 577	24 240
GUATEMALA	2 154	611	327	SWITZERLAND	384 879	168 801	89 714
HONDURAS	284	92	50	AUSTRIA	389 130	154 647	82 084
EL SALVADOR	195	65	35	MALTA	1 618	654	351
COSTA RICA	758	207	111	YUGOSLAVIA	98 770	51 735	27 555
PANAMA	670	199	102	TURKEY	96 641	32 098	17 075
HAITI	1 280	392	210	SOVIET UNION	202 056	91 706	48 578
DOMINIC REP	3 110	924	502	POLAND	27 854	15 662	8 359
GUADELOUPE	540	102	54	CZECHOSLOVAKIA	29 576	16 405	8 737
JAMAICA	185	123	70	HUNGARY	19 543	12 898	6 843
NETH ANTILL	446	105	55	ROMANIA	4 295	2 352	1 248
COLOMBIA	32 175	7 488	3 963	BULGARIA	31 405	15 337	8 196
VENEZUELA	1 939	592	316	ALBANIA	67	80	43
ECUADOR	17 695	3 921	2 093	MOROCCO	6 542	3 591	1 916
PERU	2 799	526	280	ALGERIA	8 829	3 435	1 852
BRAZIL	9 729	5 153	2 801	TUNISIA	6 081	2 411	1 275
CHILE	2 466	773	411	LIBYA	20 365	4 954	2 687
BOLIVIA	1 204	310	162	EGYPT	22 144	8 228	4 408
URUGUAY	4 855	1 165	629	BURKINA FASO	198	72	37
ARGENTINA	20 724	4 152	2 224	SENEGAL	237	90	50
CYPRUS	2 205	561	300	IVORY COAST	1 840	775	407
LEBANON	1 601	409	216				
SYRIA	19 680	4 688	2 447				
IRAQ	17 304	4 921	2 636				

6 IMPORTS AND EXPORTS (SPECIAL TRADE) BY GROUPS OF THE SITC-REV. III AND BY COUNTRIES OF PRODUCTION AND CONSUMPTION 1989

GROUP COUNTRY	DT = 100 KG	1 000 DM	1 000 \$	GROUP COUNTRY	DT = 100 KG	1 000 DM	1 000 \$
GHANA	910	198	107	MAURITIUS	6 433	2 108	1 124
NIGERIA	25 739	6 607	3 475	REP S AFRICA	756	319	170
CAMEROON	1 114	500	264	USA	577 635	353 054	187 447
GABON	906	366	194	CANADA	6 649	2 622	1 396
ZAIRE	2 317	807	437	MEXICO	7 589	2 862	1 512
RWANDA	915	360	194	VENEZUELA	222	115	58
BURUNDI	796	204	109	BRAZIL	9 331	2 911	1 549
ANGOLA	1 961	895	473	CHILE	84	90	49
SOMALIA	720	184	95	ARGENTINA	640	141	73
KENYA	58 865	11 954	6 314	ISRAEL	21 181	6 838	3 649
UGANDA	1 976	520	277	SAUDI ARABIA	2 274	393	211
TANZANIA	1 062	344	182	KUWAIT	406	126	71
MOZAMBIQUE	736	250	134	PAKISTAN	63	56	30
MADAGASCAR	1 876	526	285	INDIA	525	285	149
REUNION	767	194	102	INDONESIA	235	145	75
MAURITIUS	450	205	109	SINGAPORE	131	202	108
ZAMBIA	727	173	94	SOUTH KOREA	8 882	3 339	1 776
ZIMBABWE	2 374	1 193	627	JAPAN	181 075	116 516	61 877
REP S AFRICA	52 351	29 163	15 437	TAIWAN	35 995	13 456	7 188
USA	87 786	52 163	27 559	HONG KONG	193	159	82
CANADA	20 697	12 407	6 583	NEW ZEALAND	90	681	391
MEXICO	5 419	3 647	1 924	UNID COUNTR	944	297	157
GUATEMALA	106	87	39				
EL SALVADOR	433	163	85	EXPORTS	19 210 798	6 744 708	3 585 378
COSTA RICA	469	217	117	FRANCE	2 931 935	835 962	444 592
CUBA	3 272	1 060	553	BELGIUM LUX	1 940 981	434 801	231 199
DOMINIC REP	1 926	520	274	NETHERLANDS	1 465 134	440 485	234 468
DOMINICA	301	64	36	ITALY	2 827 222	986 861	524 939
COLOMBIA	6 632	2 846	1 510	UNTD KINGDOM	1 503 420	506 615	269 112
VENEZUELA	1 471	1 191	634	IRELAND	63 036	27 613	14 679
ECUADOR	879	491	259	DENMARK	397 931	133 548	71 006
PERU	468	374	200	GREECE	148 973	65 133	34 712
BRAZIL	21 944	14 041	7 497	PORTUGAL	151 020	63 997	34 050
CHILE	4 168	2 081	1 104	SPAIN	527 416	258 548	137 427
BOLIVIA	8 415	1 777	958	CANARY IS	1 476	1 315	690
URUGUAY	345	263	138	ICELAND	11 310	2 784	1 485
ARGENTINA	4 871	3 007	1 605	NORWAY	103 439	40 128	21 302
CYPRUS	1 694	791	424	SWEDEN	656 674	195 328	103 990
LEBANON	396	170	91	FINLAND	308 699	118 665	63 040
SYRIA	3 108	1 152	617	SWITZERLAND	935 955	327 149	173 713
IRAQ	8 948	4 840	2 587	AUSTRIA	1 115 072	326 775	173 540
IRAN	27 237	12 496	6 575	MALTA	13 706	6 527	3 493
ISRAEL	87 143	35 354	18 794	YUGOSLAVIA	241 680	105 192	55 922
JORDAN	2 565	706	375	TURKEY	132 413	61 898	32 974
SAUDI ARABIA	14 891	6 181	3 299	SOVIET UNION	431 140	195 149	103 370
KUWAIT	1 070	558	297	POLAND	171 000	64 305	34 174
BAHRAIN	1 583	491	258	CZECHOSLOVA	94 226	54 322	28 908
QATAR	1 619	610	320	HUNGARY	109 937	54 460	28 856
ARAB EMIRAT	14 608	4 903	2 635	ROMANIA	14 227	10 897	5 798
OMAN	812	373	193	BULGARIA	62 192	24 133	12 845
PAKISTAN	5 853	2 897	1 546	ALBANIA	3 206	1 144	607
INDIA	42 850	15 797	8 439	MOROCCO	26 036	9 979	5 317
BANGLADESH	422	148	80	ALGERIA	39 062	12 896	6 975
SRI LANKA	4 661	1 430	754	TUNISIA	42 872	9 410	4 989
THAILAND	15 459	5 927	3 137	LIBYA	12 813	5 878	3 120
VIETNAM	283	194	107	EGYPT	89 659	24 396	13 056
INDONESIA	9 188	4 262	2 278	SUDAN	450	186	99
MALAYSIA	6 860	4 075	2 166	MALI	196	83	45
SINGAPORE	46 474	19 906	10 587	BURKINA FASO	166	76	39
PHILIPPINES	4 905	2 128	1 125	NIGER	217	124	64
CHINA	97 383	27 608	14 662	CHAD	108	87	44
NORTH KOREA	113	132	70	SENEGAL	3 102	704	378
SOUTH KOREA	20 444	10 020	5 313	LIBERIA	256	166	88
JAPAN	37 503	25 823	13 756	IVORY COAST	11 200	3 339	1 773
TAIWAN	26 255	12 314	6 519	GHANA	3 275	1 219	641
HONG KONG	34 554	19 317	10 177	BENIN	1 782	574	306
AUSTRALIA	39 633	18 429	9 778	NIGERIA	16 715	8 154	4 319
NEW ZEALAND	6 975	3 132	1 661	CAMEROON	3 959	1 715	921
575 OTH.PLASTIC,PRIMARY FORM				CENT AFR REP	207	121	61
IMPORTS	13 559 584	3 762 913	2 001 710	GABON	313	102	51
FRANCE	1 903 795	598 669	318 681	CONGO	766	393	209
BELGIUM LUX	2 027 236	573 084	304 680	ZAIRE	7 246	2 702	1 413
NETHERLANDS	2 975 601	738 635	393 146	RWANDA	1 083	373	197
ITALY	1 686 179	418 208	222 539	BURUNDI	511	190	101
UNTD KINGDOM	800 307	317 204	168 857	ANGOLA	2 469	1 636	875
IRELAND	13 807	10 273	5 457	ETHIOPIA	10 748	1 542	829
DENMARK	93 369	22 390	11 892	KENYA	6 776	3 010	1 579
GREECE	519	149	76	UGANDA	632	163	86
PORTUGAL	17 891	3 506	1 864	TANZANIA	2 396	936	491
SPAIN	177 031	56 784	30 197	MOZAMBIQUE	1 487	516	276
CEUTA MEL	219	79	40	MADAGASCAR	4 163	1 676	900
ICELAND	605	107	55	REUNION	2 204	646	345
NORWAY	201 435	52 708	28 047	MAURITIUS	1 960	753	397
SWEDEN	191 076	43 623	23 149	ZAMBIA	781	357	183
FINLAND	72 599	15 856	8 451	ZIMBABWE	5 705	3 011	1 597
SWITZERLAND	276 368	161 195	85 662	MALAWI	616	169	92
AUSTRIA	1 542 172	187 957	100 050	REP S AFRICA	172 307	77 694	41 177
YUGOSLAVIA	159 079	7 260	3 873	SWAZILAND	1 035	219	111
TURKEY	445	88	48	USA	520 767	323 392	171 760
SOVIET UNION	8 416	1 360	714	CANADA	147 244	62 629	33 143
POLAND	217 006	10 541	5 626	MEXICO	37 921	23 408	12 428
CZECHOSLOVA	272 882	12 969	6 917	GUATEMALA	5 491	3 017	1 598
HUNGARY	19 831	3 018	1 653	HONDURAS	1 114	635	339
ROMANIA	12 955	3 921	2 063	EL SALVADOR	2 635	1 063	559
				COSTA RICA	18 805	2 760	1 478
				PANAMA	361	209	110

6 IMPORTS AND EXPORTS (SPECIAL TRADE) BY GROUPS OF THE SITC-REV. III AND BY COUNTRIES OF PRODUCTION AND CONSUMPTION 1989

GROUP COUNTRY	DT = 100 KG	1 000 DM	1 000 \$	GROUP COUNTRY	DT = 100 KG	1 000 DM	1 000 \$
CUBA	2 291	1 025	550	SWEDEN	22 004	1 515	808
DOMINIC REP	4 701	1 855	982	SWITZERLAND	121 220	8 026	4 257
JAMAICA	1 595	423	226	AUSTRIA	79 399	6 328	3 345
BARBADOS	557	175	94	YUGOSLAVIA	4 475	270	144
TRINIDAD TOB	324	105	57	TURKEY	30 886	1 451	771
NETH ANTILL	68	150	81	SOVIET UNION	58	162	85
COLOMBIA	10 707	8 597	4 550	POLAND	7 188	528	282
VENEZUELA	11 371	9 853	5 280	CZECHOSLOVA	465	95	50
ECUADOR	3 408	2 358	1 249	NIGERIA	1 041	114	60
PERU	7 862	3 815	2 060	ANGOLA	3 758	862	452
BRAZIL	50 081	42 905	22 784	USA	109 279	14 926	7 978
CHILE	26 093	13 602	7 211	CANADA	783	124	67
BOLIVIA	1 734	677	355	COLOMBIA	150	60	30
PARAGUAY	3 068	1 006	533	IRAQ	800	485	271
URUGUAY	10 128	5 149	2 724	ISRAEL	1 402	147	79
ARGENTINA	34 192	19 341	10 282	SAUDI ARABIA	2 046	72	39
CYPRUS	4 755	2 035	1 082	ARAB EMIRAT	2 232	94	50
LEBANON	4 638	1 486	798	PAKISTAN	2 577	138	73
SYRIA	14 900	4 058	2 168	INDIA	16 847	1 239	660
IRAQ	17 394	11 127	5 978	INDONESIA	39 689	1 412	742
IRAN	89 609	32 073	16 922	SINGAPORE	7 223	319	174
ISRAEL	93 393	33 929	18 120	PHILIPPINES	11 856	343	185
JORDAN	4 376	1 792	949	CHINA	1 220	482	261
SAUDI ARABIA	36 622	12 893	6 852	SOUTH KOREA	4 688	482	257
KUWAIT	7 341	3 158	1 686	TAIWAN	949	154	81
BAHRAIN	2 733	750	405	HONG KONG	37 174	2 516	1 334
QATAR	1 464	641	345				
ARAB EMIRAT	18 844	7 633	4 055	581 PLASTIC TUBE, PIPE, HOSE			
OMAN	1 655	687	371	IMPORTS	516 122	479 005	254 731
NORTH YEMEN	1 821	836	450	FRANCE	76 609	66 565	35 470
SOUTH YEMEN	111	111	58	BELGIUM LUX	38 745	36 890	19 722
AFGHANISTAN	48	83	44	NETHERLANDS	84 446	77 220	41 007
PAKISTAN	27 134	12 127	6 436	ITALY	89 961	65 950	35 042
INDIA	55 498	18 578	9 886	UNITO KINGDOM	20 265	32 014	17 062
BANGLADESH	12 196	2 788	1 478	IRELAND	1 185	5 807	3 088
SRI LANKA	8 150	1 379	740	DENMARK	18 561	11 677	6 173
NEPAL	493	140	77	GREECE	14 517	6 958	3 684
BURMA	1 159	382	200	PORTUGAL	63	86	46
THAILAND	63 561	26 996	14 376	SPAIN	1 181	2 328	1 248
VIETNAM	335	494	269	NORWAY	238	429	221
INDONESIA	127 026	41 460	22 088	SWEDEN	22 009	24 919	13 246
MALAYSIA	28 266	10 294	5 478	FINLAND	2 222	5 530	2 945
BRUNEI	574	231	119	SWITZERLAND	47 760	53 919	28 737
SINGAPORE	64 178	25 912	13 762	AUSTRIA	82 420	50 119	26 618
PHILIPPINES	27 983	10 392	5 522	YUGOSLAVIA	893	453	240
MONGOLIA	1 829	634	337	TURKEY	88	75	42
CHINA	22 584	13 942	7 346	CZECHOSLOVA	594	148	77
NORTH KOREA	874	481	248	HUNGARY	577	285	148
SOUTH KOREA	123 766	68 594	36 476	REP S AFRICA	19	97	50
JAPAN	216 495	174 453	92 846	USA	5 512	20 877	11 089
TAIWAN	138 773	70 570	37 410	CANADA	348	406	216
HONG KONG	128 265	47 689	25 285	ISRAEL	1 942	2 954	1 561
AUSTRALIA	99 487	46 960	24 926	THAILAND	1 261	852	450
NEW ZEALAND	20 408	9 441	5 019	SINGAPORE	209	165	85
				CHINA	125	161	82
579 PLASTIC WASTE, SCRAP ETC				SOUTH KOREA	217	962	507
IMPORTS	573 710	69 110	36 834	JAPAN	3 080	9 380	5 002
FRANCE	44 033	4 356	2 323	TAIWAN	680	1 341	714
BELGIUM LUX	70 389	7 465	3 970	HONG KONG	63	55	30
NETHERLANDS	175 599	26 076	13 953	AUSTRALIA	19	89	46
ITALY	19 779	4 621	2 448	EXPORTS	1 189 655	1 098 455	583 247
UNITO KINGDOM	30 991	3 501	1 855	FRANCE	185 442	126 356	67 010
DENMARK	28 059	2 985	1 587	BELGIUM LUX	102 473	81 518	43 296
PORTUGAL	988	74	41	NETHERLANDS	177 319	117 851	62 531
SPAIN	2 767	508	274	ITALY	104 331	120 269	63 840
NORWAY	2 019	165	88	UNITO KINGDOM	43 552	48 237	25 695
SWEDEN	28 757	3 760	2 006	IRELAND	3 659	2 431	1 282
FINLAND	15 368	1 685	891	DENMARK	32 568	27 369	14 521
SWITZERLAND	25 735	2 408	1 291	GREECE	10 723	14 370	7 635
AUSTRIA	23 781	2 386	1 262	PORTUGAL	8 136	9 814	5 198
YUGOSLAVIA	2 099	150	79	SPAIN	13 922	16 025	8 498
SOVIET UNION	12 892	1 607	855	CANARY IS	1 184	1 211	645
POLAND	8 127	1 088	576	ICELAND	2 165	1 526	793
CZECHOSLOVA	68 880	3 554	1 892	NORWAY	17 774	10 954	5 811
HUNGARY	5 314	566	303	SWEDEN	26 244	26 930	14 331
BULGARIA	425	81	43	FINLAND	19 653	20 364	10 866
REP S AFRICA	164	109	56	SWITZERLAND	143 154	119 799	63 658
USA	3 884	1 168	614	AUSTRIA	106 205	98 556	52 265
CANADA	1 750	277	150	MALTA	290	433	224
JAPAN	147	66	35	YUGOSLAVIA	5 768	14 465	7 664
TAIWAN	412	273	146	TURKEY	6 068	10 507	5 553
EXPORTS	1 603 061	131 621	70 073	SOVIET UNION	10 766	18 269	9 677
FRANCE	26 449	2 851	1 517	POLAND	514	1 691	893
BELGIUM LUX	203 173	15 441	8 244	CZECHOSLOVA	731	1 474	776
NETHERLANDS	333 197	26 155	13 919	HUNGARY	3 042	7 623	4 066
ITALY	381 793	33 543	17 844	ROMANIA	262	553	300
UNITO KINGDOM	6 121	753	406	BULGARIA	573	769	400
IRELAND	11 681	1 283	684	MOROCCO	148	205	110
DENMARK	24 924	1 288	686	ALGERIA	2 776	1 522	805
GREECE	48 907	3 860	2 046	TUNISIA	3 078	3 066	1 637
PORTUGAL	9 055	948	509	LIBYA	8 700	4 108	2 182
SPAIN	39 864	2 385	1 266	EGYPT	1 938	1 852	987
NORWAY	6 156	290	153	SUDAN	5 526	1 640	857

6 IMPORTS AND EXPORTS (SPECIAL TRADE) BY GROUPS OF THE SITC-REV. III AND BY COUNTRIES OF PRODUCTION AND CONSUMPTION 1989

GROUP COUNTRY	DT = 100 KG	1 000 DM	1 000 \$	GROUP COUNTRY	DT = 100 KG	1 000 DM	1 000 \$
MALI	1 080	386	207	BULGARIA	9 600	1 902	1 011
BURKINA FASO	532	211	115	REP S AFRICA	40	123	66
NIGER	6 222	1 985	1 075	USA	117 601	192 152	102 058
CAPE VERDE	284	113	60	CANADA	4 854	5 015	2 634
GUINEA	1 069	389	207	MEXICO	838	493	256
LIBERIA	302	165	88	BRAZIL	9 050	3 349	1 753
GHANA	664	232	125	ISRAEL	21 996	18 040	9 550
NIGERIA	10 582	5 825	3 082	SAUDI ARABIA	191	77	38
CAMEROON	7 475	6 341	3 370	INDONESIA	411	151	80
ZAIRE	512	262	141	MALAYSIA	438	198	106
RWANDA	221	126	70	SINGAPORE	388	303	162
BURUNDI	9 366	2 776	1 450	PHILIPPINES	863	321	169
ETHIOPIA	5 041	1 416	753	CHINA	1 573	1 010	536
SOMALIA	235	138	75	SOUTH KOREA	21 450	12 576	6 681
KENYA	835	352	184	JAPAN	211 651	237 820	126 572
UGANDA	1 359	497	277	TAIWAN	14 587	9 163	4 845
TANZANIA	1 202	466	246	HONG KONG	1 101	999	540
MOZAMBIQUE	477	182	97	AUSTRALIA	2 151	731	382
REUNION	56	82	44	EXPORTS	8 111 885	5 657 614	3 008 033
MAURITIUS	717	331	173	FRANCE	1 467 983	991 607	527 460
ZAMBIA	301	184	94	BELGIUM LUX	544 058	349 445	185 805
REP S AFRICA	1 763	4 138	2 186	NETHERLANDS	1 234 087	679 913	361 819
USA	28 859	64 139	34 059	ITALY	732 819	545 477	290 314
CANADA	6 265	11 592	6 172	UNITD KINGDOM	864 722	610 815	324 669
MEXICO	617	1 745	930	IRELAND	67 002	49 524	26 279
GUATEMALA	16	103	52	DENMARK	287 853	164 410	87 354
EL SALVADOR	33	150	81	GREECE	54 725	35 339	18 803
NICARAGUA	168	88	49	PORTUGAL	54 769	54 885	29 174
COSTA RICA	218	721	387	SPAIN	214 014	180 207	95 912
CUBA	68	461	249	CANARY IS	3 502	2 991	1 598
HAITI	1 854	755	402	ICELAND	5 279	4 193	2 229
BAHAMAS	34	103	55	NORWAY	59 642	41 372	21 995
DOMINIC REP	239	503	266	SWEDEN	237 976	183 905	97 858
JAMAICA	17	93	51	FINLAND	110 954	79 534	42 319
COLOMBIA	1 092	2 231	1 170	SWITZERLAND	510 864	335 102	178 090
VENEZUELA	388	820	439	AUSTRIA	420 202	289 566	153 875
ECUADOR	34	87	47	ANDORRA	267	234	127
PERU	31	136	71	MALTA	2 516	2 047	1 083
BRAZIL	1 553	3 354	1 790	YUGOSLAVIA	40 588	45 759	24 293
CHILE	1 478	4 223	2 266	TURKEY	29 391	21 717	11 577
BOLIVIA	61	265	145	SOVIET UNION	144 431	94 092	49 808
PARAGUAY	52	146	77	POLAND	17 457	18 897	10 005
URUGUAY	56	202	106	CZECHOSLOV	12 601	20 980	11 105
ARGENTINA	224	1 324	717	HUNGARY	28 090	27 833	14 766
CYPRUS	1 021	704	381	ROMANIA	2 844	3 904	2 070
LEBANON	351	193	102	BULGARIA	15 169	12 711	6 791
IRAQ	5 628	2 386	1 283	ALBANIA	80	263	145
IRAN	1 686	1 787	948	MOROCCO	2 468	1 877	994
ISRAEL	2 140	3 832	2 045	ALGERIA	1 262	1 469	785
JORDAN	40	108	57	TUNISIA	6 172	4 053	2 146
SAUDI ARABIA	2 213	3 510	1 835	LIBYA	6 144	3 673	1 951
KUWAIT	1 236	1 603	861	EGYPT	11 623	7 819	4 168
BAHRAIN	93	62	32	SUDAN	492	217	113
QATAR	47	118	62	MAURITANIA	53	71	38
ARAB EMIRAT	8 244	4 156	2 210	MALI	353	299	165
NORTH YEMEN	663	505	265	BURKINA FASO	346	427	223
PAKISTAN	414	226	121	CHAD	116	211	111
INDIA	1 415	8 590	4 595	SENEGAL	260	100	54
THAILAND	423	1 262	668	GUINEA	53	93	53
KAMPUCHEA	1 719	657	354	LIBERIA	222	172	93
INDONESIA	1 145	864	451	IVORY COAST	1 922	1 425	754
MALAYSIA	3 811	5 178	2 768	GHANA	534	235	123
SINGAPORE	2 060	1 966	1 048	NIGERIA	5 832	4 171	2 208
PHILIPPINES	257	811	432	CAMEROON	266	250	136
CHINA	2 464	880	476	GABON	414	238	124
SOUTH KOREA	912	1 558	834	CONGO	190	183	97
JAPAN	3 351	8 145	4 320	ZAIRE	834	512	277
TAIWAN	1 444	5 096	2 675	RWANDA	56	62	32
HONG KONG	570	1 344	709	ANGOLA	92	176	95
AUSTRALIA	2 955	10 123	5 381	ETHIOPIA	93	142	76
NEW ZEALAND	252	498	259	KENYA	1 678	1 327	708
582 PLASTIC PLATE, SHEETS, ETC				TANZANIA	122	364	196
IMPORTS	5 017 069	3 299 500	1 754 955	MOZAMBIQUE	326	338	183
FRANCE	554 982	358 521	190 695	REUNION	853	416	222
BELGIUM LUX	836 526	578 766	307 922	MAURITIUS	1 039	587	308
NETHERLANDS	963 995	566 655	301 250	ZIMBABWE	1 236	1 147	603
ITALY	843 300	468 947	249 563	REP S AFRICA	34 280	28 840	15 273
UNITD KINGDOM	238 440	214 002	113 857	USA	352 822	306 448	162 793
IRELAND	20 224	37 762	20 035	CANADA	63 638	42 683	22 574
DENMARK	113 208	49 860	26 491	MEXICO	8 708	11 357	6 028
GREECE	853	570	298	GUATEMALA	478	564	301
PORTUGAL	4 638	3 076	1 642	EL SALVADOR	207	176	93
SPAIN	31 160	18 867	10 065	COSTA RICA	2 329	2 441	1 194
NORWAY	26 205	9 406	4 990	PANAMA	648	443	236
SWEDEN	92 461	46 631	24 837	CUBA	66	243	127
FINLAND	50 942	26 592	14 140	DOMINIC REP	138	214	116
SWITZERLAND	288 435	186 897	99 399	GUADELOUPE	86	87	46
AUSTRIA	403 929	212 337	112 980	JAMAICA	287	254	132
MALTA	110	297	163	BARBADOS	178	141	74
YUGOSLAVIA	37 053	11 564	6 181	TRINIDAD TOB	474	465	240
TURKEY	2 798	1 202	637	NETH ANTILL	142	107	57
POLAND	15 639	3 261	1 742	COLOMBIA	1 525	1 368	723
CZECHOSLOV	55 761	14 351	7 672	VENEZUELA	719	1 164	618
HUNGARY	17 430	5 335	2 852	ECUADOR	1 469	1 394	741
				PERU	486	757	402

6 IMPORTS AND EXPORTS (SPECIAL TRADE) BY GROUPS OF THE SITC-REV. III AND BY COUNTRIES OF PRODUCTION AND CONSUMPTION 1989

GROUP COUNTRY	DT = 100 KG	1 000 DM	1 000 \$	GROUP COUNTRY	DT = 100 KG	1 000 DM	1 000 \$
BRAZIL	10 682	14 660	7 834	HUNGARY	391	668	358
CHILE	7 221	6 013	3 186	ROMANIA	81	55	32
BOLIVIA	124	182	89	BULGARIA	223	432	235
PARAGUAY	112	125	69	ALGERIA	493	477	261
URUGUAY	661	473	250	TUNISIA	27	76	41
ARGENTINA	2 590	3 215	1 713	LIBYA	66	97	52
CYPRUS	3 346	2 010	1 064	EGYPT	192	154	82
LEBANON	1 964	1 144	611	KENYA	187	234	127
SYRIA	5 583	1 698	904	MAURITIUS	88	90	47
IRAQ	5 097	5 266	2 764	REP S AFRICA	1 297	2 725	1 443
IRAN	26 686	13 687	7 293	USA	26 146	18 480	9 784
ISRAEL	26 442	21 117	11 229	CANADA	4 313	3 181	1 689
JORDAN	4 572	1 801	962	MEXICO	353	886	466
SAUDI ARABIA	54 955	38 507	20 481	COSTA RICA	43	58	30
KUWAIT	3 966	3 752	1 933	HAITI	293	470	250
BAHRAIN	917	1 023	547	BARBADOS	51	57	31
QATAR	233	285	153	VENEZUELA	68	214	114
ARAB EMIRAT	7 139	5 947	3 132	ECUADOR	24	58	32
OMAN	3 712	2 135	1 114	BRAZIL	2 309	2 345	1 240
NORTH YEMEN	368	429	231	CHILE	318	431	225
SOUTH YEMEN	776	335	176	URUGUAY	45	563	307
AFGHANISTAN	109	110	59	CYPRUS	60	90	48
PAKISTAN	7 350	4 688	2 497	IRAQ	232	615	318
INDIA	7 099	10 097	5 375	IRAN	204	432	235
BANGLADESH	3 214	1 548	826	ISRAEL	905	1 050	564
SRI LANKA	224	369	190	JORDAN	81	69	38
THAILAND	10 321	9 577	5 115	SAUDI ARABIA	491	536	285
VIETNAM	161	190	103	KUWAIT	512	236	124
INDONESIA	10 597	9 325	4 987	ARAB EMIRAT	224	306	161
MALAYSIA	6 946	6 906	3 659	PAKISTAN	80	68	38
BRUNEI	79	76	41	INDIA	138	290	155
SINGAPORE	17 028	13 452	7 175	SRI LANKA	44	100	52
PHILIPPINES	2 328	2 797	1 479	THAILAND	816	689	367
CHINA	4 116	4 519	2 399	INDONESIA	549	473	255
NORTH KOREA	334	604	317	MALAYSIA	75	86	46
SOUTH KOREA	26 801	28 179	14 925	SINGAPORE	1 274	1 238	654
JAPAN	45 760	55 001	29 252	PHILIPPINES	225	279	147
TAIWAN	23 928	27 011	14 336	CHINA	209	108	56
HONG KONG	29 612	28 504	15 183	SOUTH KOREA	815	816	434
AUSTRALIA	56 398	42 588	22 624	JAPAN	1 621	2 150	1 140
NAURU	47	59	32	TAIWAN	2 038	1 548	814
NEW ZEALAND	13 688	9 325	4 932	HONG KONG	890	640	344
NEW CALEDON	81	95	50	AUSTRALIA	2 372	2 033	1 076
FR POLYNESIA	180	190	100	NEW ZEALAND	403	335	181

583 MONOFILAMENT OF PLASTICS

IMPORTS	204 915	124 125	65 979
FRANCE	49 912	26 925	14 322
BELGIUM LUX	15 297	9 949	5 284
NETHERLANDS	10 791	7 640	4 050
ITALY	33 711	18 791	10 011
UNITED KINGDOM	14 258	9 858	5 269
IRELAND	78	160	82
DENMARK	2 528	1 658	878
PORTUGAL	755	1 029	545
SPAIN	4 930	2 019	1 079
NORWAY	319	115	58
SWEDEN	1 075	657	352
FINLAND	147	146	74
SWITZERLAND	23 066	14 392	7 658
AUSTRIA	43 011	21 485	11 388
CZECHOSLOVAKIA	160	121	65
BULGARIA	73	100	52
USA	680	2 877	1 532
CANADA	147	116	56
ISRAEL	3 143	2 108	1 109
SOUTH KOREA	112	146	74
JAPAN	284	1 858	977
TAIWAN	277	1 771	957
EXPORTS	1 160 401	784 585	417 321
FRANCE	181 477	107 019	56 966
BELGIUM LUX	97 434	77 913	41 436
NETHERLANDS	128 781	94 246	50 124
ITALY	26 900	32 654	17 394
UNITED KINGDOM	387 338	218 484	116 223
IRELAND	18 814	7 214	3 844
DENMARK	28 208	21 510	11 408
GREECE	7 237	5 310	2 829
PORTUGAL	1 044	1 115	593
SPAIN	57 276	40 947	21 832
CANARY IS	376	437	226
ICELAND	470	431	226
NORWAY	3 497	4 194	2 235
SWEDEN	11 744	13 551	7 213
FINLAND	6 208	6 120	3 255
SWITZERLAND	82 158	56 918	30 257
AUSTRIA	64 257	44 029	23 396
MALTA	280	220	119
YUGOSLAVIA	1 221	1 921	1 011
TURKEY	1 245	1 169	623
SOVIET UNION	510	590	311
POLAND	1 783	1 315	711
CZECHOSLOVAKIA	463	626	332

591 INSECTICIDES, ETC.

IMPORTS	638 529	732 405	393 030
FRANCE	181 075	203 041	110 245
BELGIUM LUX	62 052	78 493	41 709
NETHERLANDS	86 264	58 813	31 350
ITALY	11 468	21 535	11 311
UNITED KINGDOM	105 100	123 874	66 155
IRELAND	235	814	439
DENMARK	28 521	11 824	6 288
GREECE	111	328	177
SPAIN	2 921	3 009	1 603
NORWAY	760	280	151
SWEDEN	3 661	5 360	2 833
FINLAND	1 175	794	422
SWITZERLAND	103 693	166 750	89 833
AUSTRIA	19 860	13 833	7 389
YUGOSLAVIA	680	1 665	902
SOVIET UNION	400	69	37
CZECHOSLOVAKIA	2 187	540	290
HUNGARY	500	107	59
BULGARIA	1 346	267	144
REP S AFRICA	1 062	374	199
USA	15 399	22 804	11 953
CANADA	361	63	32
ISRAEL	383	738	395
NORTH YEMEN	270	176	96
INDIA	852	609	310
INDONESIA	10	292	156
CHINA	1 085	783	418
SOUTH KOREA	343	414	218
JAPAN	5 650	12 398	6 677
TAIWAN	81	125	68
AUSTRALIA	978	2 168	1 135
EXPORTS	1 826 365	2 297 031	1 226 835
FRANCE	510 051	682 797	366 746
BELGIUM LUX	65 749	84 316	44 856
NETHERLANDS	157 613	108 601	57 657
ITALY	122 755	120 844	65 185
UNITED KINGDOM	129 849	181 590	96 642
IRELAND	6 750	7 839	4 126
DENMARK	36 040	46 276	24 537
GREECE	26 068	42 654	22 891
PORTUGAL	27 689	32 746	17 556
SPAIN	58 559	70 582	37 627
CANARY IS	602	378	195
ICELAND	47	121	63
NORWAY	4 972	9 362	4 989
SWEDEN	20 355	29 580	15 796

6 IMPORTS AND EXPORTS (SPECIAL TRADE) BY GROUPS OF THE SITC-REV. III AND BY COUNTRIES OF PRODUCTION AND CONSUMPTION 1989

GROUP COUNTRY	DT = 100 KG	1 000 DM	1 000 \$	GROUP COUNTRY	DT = 100 KG	1 000 DM	1 000 \$
FINLAND	14 919	17 317	9 227	OMAN	794	1 061	563
SWITZERLAND	39 909	46 030	24 555	SOUTH YEMEN	33	146	79
AUSTRIA	54 392	47 142	25 103	PAKISTAN	12 362	11 042	5 807
MALTA	343	475	253	INDIA	1 301	926	499
YUGOSLAVIA	10 503	13 254	7 122	BANGLADESH	2 144	2 244	1 168
TURKEY	5 961	7 698	4 107	SRI LANKA	6 679	3 821	2 022
SOVIET UNION	28 201	95 504	50 738	NEPAL	80	124	67
POLAND	43 761	51 577	27 446	THAILAND	17 551	15 966	8 535
CZECHOSLOVAKIA	5 940	12 911	6 813	VIETNAM	73	142	75
HUNGARY	6 721	9 642	5 046	INDONESIA	11 079	7 459	3 930
ROMANIA	306	330	172	MALAYSIA	5 382	7 094	3 781
BULGARIA	5 897	10 849	5 779	SINGAPORE	3 286	2 261	1 204
ALBANIA	873	1 473	789	PHILIPPINES	6 670	10 543	5 572
MOROCCO	6 376	6 750	3 596	MONGOLIA	61	169	91
ALGERIA	1 485	2 238	1 188	CHINA	1 717	2 809	1 475
TUNISIA	905	1 084	569	SOUTH KOREA	8 588	5 346	2 894
LIBYA	2 372	3 288	1 732	JAPAN	43 990	67 479	36 132
EGYPT	7 811	11 732	6 271	TAIWAN	11 547	14 143	7 467
SUDAN	1 801	3 563	1 915	HONG KONG	720	1 037	542
MALI	190	337	183	AUSTRALIA	10 824	14 588	7 758
BURKINA FASO	192	463	246	NEW ZEALAND	3 856	6 400	3 357
NIGER	45	122	66	NEW CALEDONIA	112	141	75
CHAD	29	98	53	FR POLYNESIA	294	475	248
CAPE VERDE	105	159	82				
SENEGAL	1 082	1 228	651	592 STARCHES, INULIN, ETC.			
GUINEA	153	196	103	IMPORTS	3 147 081	817 692	434 852
LIBERIA	280	204	110	FRANCE	716 533	162 595	86 603
IVORY COAST	1 094	1 930	1 020	BELGIUM LUX.	302 704	80 646	42 831
GHANA	467	953	504	NETHERLANDS	1 488 187	242 226	128 597
TOGO	580	1 426	743	ITALY	76 155	17 943	9 548
BENIN	219	358	190	UNITED KINGDOM	37 947	30 065	15 985
NIGERIA	2 043	1 991	1 076	IRELAND	12 435	25 533	13 587
CAMEROON	4 254	2 990	1 588	DENMARK	42 431	15 988	8 572
CENT AFR REP	197	127	68	PORTUGAL	126	62	32
GABON	364	414	223	SPAIN	7 315	3 212	1 715
CONGO	58	78	42	NORWAY	80	186	98
ZAIRE	893	3 237	1 702	SWEDEN	54 409	15 014	8 003
RWANDA	24	59	30	FINLAND	12 141	2 775	1 486
BURUNDI	56	77	40	SWITZERLAND	59 374	30 190	16 033
ANGOLA	113	240	127	AUSTRIA	33 350	7 797	4 130
ETHIOPIA	4 554	5 128	2 752	YUGOSLAVIA	1 427	65	35
SOMALIA	267	561	302	SOVIET UNION	13 839	8 629	4 628
KENYA	16 372	10 255	5 436	POLAND	52 438	34 487	18 443
UGANDA	314	398	209	CZECHOSLOVAKIA	29 267	4 221	2 233
TANZANIA	14 517	14 191	7 385	HUNGARY	1 065	750	396
SEYCHELLES	68	61	34	BULGARIA	702	285	151
MOZAMBIQUE	728	1 940	1 020	REP S AFRICA	3	82	45
MADAGASCAR	262	439	243	USA	43 198	52 875	28 090
REUNION	1 270	665	357	CANADA	239	365	188
MAURITIUS	326	626	332	COLOMBIA	4 403	3 275	1 731
ZAMBIA	222	222	116	BRAZIL	13 529	7 924	4 214
ZIMBABWE	840	3 090	1 635	ISRAEL	988	179	96
REP S AFRICA	10 441	21 909	11 444	PAKISTAN	1 270	888	464
USA	53 172	65 759	35 637	INDIA	96	68	38
CANADA	9 942	6 730	3 608	THAILAND	78 210	7 520	4 007
MEXICO	4 866	9 858	5 279	CHINA	4 784	994	520
GUATEMALA	5 454	6 044	3 211	SOUTH KOREA	246	300	153
BELIZE	267	411	218	JAPAN	1 590	10 430	5 561
HONDURAS	1 242	1 846	972	TAIWAN	571	503	267
EL SALVADOR	601	1 069	561	NEW ZEALAND	54 134	49 349	26 234
NICARAGUA	2 302	3 293	1 789	EXPORTS	4 923 995	1 215 158	645 874
COSTA RICA	3 449	6 119	3 214	FRANCE	518 528	152 680	81 330
PANAMA	947	1 250	653	BELGIUM LUX	154 291	83 924	44 520
CUBA	11 060	10 673	5 807	NETHERLANDS	1 008 881	144 256	76 829
HAITI	27	78	41	ITALY	328 338	127 375	67 877
DOMINIC REP	1 822	2 511	1 338	UNITED KINGDOM	455 094	88 305	46 961
GUADELOUPE	68	118	63	IRELAND	24 904	5 100	2 721
DOMINICA	63	126	67	DENMARK	225 410	35 599	18 878
MARTINIQUE	134	227	121	GREECE	28 297	12 856	6 830
JAMAICA	273	477	250	PORTUGAL	39 118	11 927	6 356
ST LUCIA	113	211	111	SPAIN	108 074	37 397	19 833
ST VINCENT	54	104	57	CANARY IS	2 207	428	239
BARBADOS	265	489	263	ICELAND	2 963	884	467
TRINIDAD TOB	513	760	390	NORWAY	26 635	10 000	5 324
COLOMBIA	5 157	10 547	5 572	SWEDEN	247 793	36 048	19 192
VENEZUELA	1 897	1 513	806	FINLAND	81 970	15 148	8 101
SURINAME	763	1 258	675	SWITZERLAND	333 798	59 412	31 540
ECUADOR	5 164	5 902	3 152	AUSTRIA	120 100	44 606	23 769
PERU	4 756	5 896	3 120	MALTA	976	690	363
BRAZIL	1 290	3 778	2 009	YUGOSLAVIA	30 007	14 648	7 807
CHILE	9 467	14 855	7 749	TURKEY	36 186	8 238	4 392
BOLIVIA	622	503	268	SOVIET UNION	58 807	20 881	11 025
PARAGUAY	503	989	528	POLAND	23 665	6 119	3 238
URUGUAY	1 697	3 288	1 739	CZECHOSLOVAKIA	7 229	5 717	3 036
ARGENTINA	6 654	12 628	6 651	HUNGARY	16 748	8 845	4 681
CYPRUS	941	1 434	756	ROMANIA	11 118	2 763	1 464
LEBANON	684	1 213	648	BULGARIA	4 535	2 729	1 466
SYRIA	3 146	4 934	2 614	ALBANIA	155	153	81
IRAQ	384	371	199	MOROCCO	2 665	1 350	721
IRAN	39 253	54 780	29 515	ALGERIA	2 502	1 552	842
ISRAEL	4 471	7 435	3 946	TUNISIA	5 253	875	463
JORDAN	3 292	3 391	1 790	LIBYA	402	506	266
SAUDI ARABIA	19 396	27 468	14 814	EGYPT	3 963	2 594	1 396
KUWAIT	640	839	449				
BAHRAIN	57	64	33				
QATAR	268	240	127				
ARAB EMIRAT	1 658	2 091	1 111				

6 IMPORTS AND EXPORTS (SPECIAL TRADE) BY GROUPS OF THE SITC-REV. III AND BY COUNTRIES OF PRODUCTION AND CONSUMPTION 1989

GROUP COUNTRY	DT = 100 KG	1 000 DM	1 000 \$	GROUP COUNTRY	DT = 100 KG	1 000 DM	1 000 \$
SUDAN	903	417	220	FINLAND	1 511	1 141	604
NIGER	540	75	40	SWITZERLAND	308	1 120	599
SENEGAL	515	223	117	AUSTRIA	166	842	442
GUINEA	323	64	32	YUGOSLAVIA	16 491	4 041	2 139
LIBERIA	190	166	88	POLAND	4 803	698	373
IVORY COAST	5 066	1 015	532	CZECHOSLOVA	3 662	589	316
GHANA	1 711	298	155	USA	524	7 303	3 983
TOGO	233	110	58	CANADA	19	273	143
NIGERIA	19 138	2 753	1 494	BRAZIL	194	161	87
CAMEROON	3 608	1 755	933	ISRAEL	452	3 582	1 940
CENT AFR REP	651	124	65	SINGAPORE	285	707	380
GABON	445	212	111	CHINA	97 282	40 061	21 533
ZAIRE	2 758	1 140	611	SOUTH KOREA	129	142	75
RWANDA	393	162	83	JAPAN	147	542	284
ANGOLA	1 948	2 032	1 075	TAIWAN	3 308	1 936	1 037
ETHIOPIA	429	168	90	HONG KONG	357	176	90
SOMALIA	2 404	134	69				
KENYA	1 285	600	313	EXPORTS	166 724	174 133	92 492
TANZANIA	1 645	565	302	FRANCE	27 225	15 272	8 118
MADAGASCAR	76	54	30	BELGIUM LUX	16 279	8 053	4 286
REUNION	553	420	222	NETHERLANDS	4 526	10 074	5 433
MAURITIUS	182	138	76	ITALY	25 844	22 920	12 205
ZAMBIA	80	61	34	UNITED KINGDOM	8 047	10 595	5 608
ZIMBABWE	514	146	78	IRELAND	77	287	158
MALAWI	505	122	65	DENMARK	3 161	6 016	3 236
REP S AFRICA	44 516	9 366	5 010	GREECE	501	1 131	551
USA	308 584	91 813	48 445	PORTUGAL	185	1 359	715
CANADA	48 675	10 677	5 690	SPAIN	10 224	4 138	2 173
MEXICO	15 908	7 617	4 045	ICELAND	244	615	336
GUATEMALA	751	419	219	NORWAY	2 297	6 759	3 610
HONDURAS	115	153	81	SWEDEN	2 241	6 022	3 209
COSTA RICA	543	446	233	FINLAND	1 919	2 366	1 271
CUBA	61	98	49	SWITZERLAND	5 051	17 509	9 120
HAITI	439	146	80	AUSTRIA	14 874	19 269	10 259
DOMINIC REP	741	377	195	YUGOSLAVIA	15	233	123
JAMAICA	988	323	170	TURKEY	95	379	194
BARBADOS	283	159	81	POLAND	36	83	45
TRINIDAD TOB	300	78	39	CZECHOSLOVA	10 902	3 932	2 087
NETH ANTILL	155	75	40	MOROCCO	64	411	219
COLOMBIA	628	972	513	LIBYA	339	665	351
VENEZUELA	935	902	486	EGYPT	80	201	106
SURINAME	171	54	31	GUINEA	734	191	103
ECUADOR	833	734	386	GHANA	277	201	109
PERU	10 619	1 122	606	NIGERIA	9 368	8 073	4 258
BRAZIL	1 117	1 291	689	CAMEROON	1 076	1 913	1 023
CHILE	2 429	1 305	689	CONGO	411	177	95
BOLIVIA	461	338	181	ZAIRE	390	1 304	669
PARAGUAY	157	105	55	RWANDA	209	73	37
URUGUAY	196	164	86	TANZANIA	224	74	39
ARGENTINA	908	726	378	REP S AFRICA	107	255	132
CYPRUS	11 536	1 788	962	USA	3 344	9 652	5 163
LEBANON	1 580	841	448	CANADA	236	1 127	610
SYRIA	2 142	821	433	MEXICO	5	109	56
IRAQ	3 990	1 426	753	CHILE	69	272	142
IRAN	9 614	3 565	1 903	URUGUAY	14	61	33
ISRAEL	21 036	5 587	2 966	ARGENTINA	3	63	33
JORDAN	928	619	327	CYPRUS	203	276	150
SAUDI ARABIA	9 684	6 466	3 407	SYRIA	217	298	160
KUWAIT	2 418	1 845	980	ISRAEL	175	312	168
BAHRAIN	492	313	166	KUWAIT	8	60	32
QATAR	601	218	121	ARAB EMIRAT	42	118	61
ARAB EMIRAT	7 917	2 216	1 184	NORTH YEMEN	11 717	3 398	1 831
OMAN	209	217	116	SOUTH YEMEN	450	535	274
NORTH YEMEN	2 841	428	223	PAKISTAN	245	323	172
SOUTH YEMEN	943	349	189	INDIA	73	354	197
AFGHANISTAN	175	64	34	SRI LANKA	1 031	391	205
PAKISTAN	2 209	955	508	NEPAL	28	341	178
INDIA	1 483	1 018	541	THAILAND	122	697	372
BANGLADESH	13 179	907	492	MALAYSIA	43	344	184
SRI LANKA	421	165	86	SINGAPORE	538	2 220	1 166
BURMA	358	182	95	PHILIPPINES	22	89	47
THAILAND	41 986	7 191	3 797	SOUTH KOREA	129	281	147
INDONESIA	26 292	5 409	2 852	TAIWAN	307	471	248
MALAYSIA	3 527	1 422	755	HONG KONG	56	165	88
SINGAPORE	10 066	3 772	1 996	AUSTRALIA	188	552	293
PHILIPPINES	3 297	950	506	NEW ZEALAND	106	385	202
CHINA	652	504	270	FR POLYNESIA	63	61	30
SOUTH KOREA	20 989	15 798	8 336				
JAPAN	135 754	38 109	20 290				
TAIWAN	62 409	6 153	3 239				
HONG KONG	98 192	8 995	4 789				
AUSTRALIA	24 709	8 858	4 683				
NEW ZEALAND	3 492	1 204	641				
FIJI	268	107	56				
593 EXPLOSIVES, PYROTECNICS				597 PREPRD ADDITIVES, LIQUIDS			
IMPORTS	152 592	134 670	72 098	IMPORTS	1 848 145	549 648	292 460
FRANCE	1 295	12 676	6 725	FRANCE	531 975	161 808	86 108
BELGIUM LUX	3 871	7 941	4 229	BELGIUM LUX	491 676	125 295	66 761
NETHERLANDS	3 616	10 088	5 410	NETHERLANDS	284 610	77 782	41 287
ITALY	4 630	7 032	3 738	ITALY	52 853	17 443	9 274
UNITED KINGDOM	4 147	21 464	11 487	UNITED KINGDOM	302 338	82 685	43 975
SPAIN	701	1 031	570	IRELAND	646	638	339
NORWAY	3 802	9 301	4 941	DENMARK	45 960	12 487	6 623
SWEDEN	834	1 773	949	SPAIN	738	202	105
				NORWAY	532	182	102
				SWEDEN	3 712	1 357	732
				FINLAND	1 079	295	157
				SWITZERLAND	42 107	19 798	10 589
				AUSTRIA	7 696	5 108	2 732
				YUGOSLAVIA	275	75	40

6 IMPORTS AND EXPORTS (SPECIAL TRADE) BY GROUPS OF THE SITC-REV. III AND BY COUNTRIES OF PRODUCTION AND CONSUMPTION 1989

GROUP COUNTRY	DT = 100 KG	1 000 DM	1 000 \$	GROUP COUNTRY	DT = 100 KG	1 000 DM	1 000 \$
POLAND	1 001	115	62	BURMA	361	194	104
HUNGARY	1 234	306	163	THAILAND	21 466	6 262	3 317
REP S AFRICA	1 043	325	172	INDONESIA	15 981	6 286	3 369
USA	71 899	37 466	19 922	MALAYSIA	3 138	1 171	628
CANADA	4 018	877	471	SINGAPORE	63 424	16 514	8 870
MEXICO	1 193	703	363	PHILIPPINES	6 740	1 941	1 017
JAPAN	1 160	4 504	2 374	CHINA	6 139	2 418	1 312
EXPORTS	2 867 796	1 044 361	556 397	NORTH KOREA	201	68	35
FRANCE	239 152	89 010	47 421	SOUTH KOREA	77 643	25 275	13 442
BELGIUM LUX	208 592	68 378	36 476	JAPAN	49 384	20 802	11 046
NETHERLANDS	139 395	48 177	25 707	TAIWAN	62 171	25 858	13 805
ITALY	320 158	103 620	55 387	HONG KONG	30 756	11 381	6 019
UNTD KINGDOM	178 052	63 898	33 944	AUSTRALIA	14 057	6 908	3 682
IRELAND	5 159	1 914	1 005	NEW ZEALAND	3 654	1 319	697
DENMARK	50 915	19 596	10 448	598 MISC. CHEMICAL PRODS. NES			
GREECE	27 129	10 231	5 473	IMPORTS	16 518 129	2 819 342	1 498 950
PORTUGAL	34 788	11 484	6 133	FRANCE	2 568 107	305 219	162 699
SPAIN	72 170	29 046	15 514	BELGIUM LUX	5 027 245	323 652	172 047
CANARY IS	3 815	1 203	642	NETHERLANDS	4 059 891	448 915	238 546
ICELAND	1 550	495	263	ITALY	412 629	125 067	66 461
NORWAY	43 946	14 605	7 764	UNTD KINGDOM	564 442	329 763	175 678
SWEDEN	139 870	50 538	26 899	IRELAND	8 030	29 234	15 552
FINLAND	81 636	30 458	16 272	DENMARK	152 620	39 936	21 251
SWITZERLAND	94 000	37 107	19 717	GREECE	13 041	1 779	939
AUSTRIA	112 115	43 347	23 089	PORTUGAL	192 322	27 653	14 686
MALTA	191	150	80	SPAIN	167 338	39 562	20 997
YUGOSLAVIA	79 343	33 437	17 799	ICELAND	54 776	3 196	1 697
TURKEY	51 802	18 247	9 731	NORWAY	139 868	15 972	8 489
SOVIET UNION	197 072	74 998	39 877	SWEDEN	415 409	59 490	31 566
POLAND	30 039	10 990	5 863	FINLAND	112 578	21 529	11 491
CZECHOSLOVA	30 093	11 502	6 141	SWITZERLAND	456 070	133 735	71 189
HUNGARY	19 896	7 548	4 026	AUSTRIA	378 775	56 284	29 918
ROMANIA	13 979	5 430	2 897	MALTA	19	94	48
BULGARIA	12 930	5 859	3 095	YUGOSLAVIA	422 041	38 171	20 235
ALBANIA	363	87	47	TURKEY	366	102	53
MOROCCO	8 089	2 404	1 270	SOVIET UNION	74 198	5 551	2 990
ALGERIA	5 340	942	494	POLAND	57 449	3 089	1 629
TUNISIA	5 152	1 815	974	CZECHOSLOVA	52 840	13 232	7 062
LIBYA	1 420	676	360	HUNGARY	47 328	3 721	1 953
EGYPT	8 390	3 127	1 647	ROMANIA	15 519	2 453	1 303
SUDAN	1 008	249	131	BULGARIA	2 561	271	144
MAURITANIA	349	413	217	MAURITIUS	252	88	36
SENEGAL	603	288	158	REP S AFRICA	20 450	1 812	967
LIBERIA	290	140	76	USA	448 730	528 223	280 316
GHANA	261	168	87	CANADA	73 019	23 915	12 702
TOGO	567	310	165	MEXICO	3 484	1 099	593
NIGERIA	3 662	1 538	813	HONDURAS	23 320	2 774	1 479
CAMEROON	1 807	520	274	NICARAGUA	1 383	259	131
GABON	222	89	48	PANAMA	10	105	56
ZAIRE	379	152	82	CAYMAN IS	10 295	1 407	764
ANGOLA	184	160	82	COLOMBIA	232	145	74
ETHIOPIA	2 220	494	258	VENEZUELA	481	59	30
KENYA	5 726	1 674	888	BRAZIL	110 092	18 055	9 602
MOZAMBIQUE	306	122	68	ARGENTINA	30 678	4 478	2 354
MADAGASCAR	71	65	35	IRAQ	1 383	184	93
MAURITIUS	714	250	129	ISRAEL	1 102	701	369
ZIMBABWE	2 340	758	405	INDIA	874	132	71
REP S AFRICA	23 512	10 584	5 605	THAILAND	2 998	722	393
USA	42 296	19 477	10 405	INDONESIA	4 002	558	300
CANADA	22 906	8 633	4 585	MALAYSIA	16 501	18 244	9 709
MEXICO	3 266	2 340	1 237	SINGAPORE	265	502	266
GUATEMALA	348	132	73	PHILIPPINES	5 446	699	400
NICARAGUA	233	57	30	CHINA	281 189	34 978	18 648
COSTA RICA	727	183	94	SOUTH KOREA	31 523	3 146	1 677
PANAMA	483	127	72	JAPAN	50 544	147 638	78 352
CUBA	30	59	31	TAIWAN	3 218	1 082	569
DOMINIC REP	301	82	39	HONG KONG	213	158	88
JAMAICA	394	91	48	AUSTRALIA	26	318	167
NETH ANTILL	826	414	222	NEW ZEALAND	25	110	58
COLOMBIA	3 514	1 641	867	EXPORTS	28 993 467	6 818 092	3 624 905
VENEZUELA	3 055	1 741	917	FRANCE	4 360 375	896 795	477 776
ECUADOR	889	345	182	BELGIUM LUX	3 168 233	465 162	247 670
PERU	1 137	685	376	NETHERLANDS	4 365 631	488 912	259 880
BRAZIL	19 879	8 086	4 313	ITALY	1 983 217	683 186	363 439
CHILE	7 184	2 724	1 438	UNTD KINGDOM	2 461 158	501 160	265 986
BOLIVIA	296	104	56	IRELAND	36 775	20 950	11 159
PARAGUAY	1 457	450	238	DENMARK	638 860	116 399	61 886
URUGUAY	10 375	3 043	1 615	GREECE	167 411	65 796	34 942
ARGENTINA	9 971	3 667	1 943	PORTUGAL	142 520	64 165	34 181
CYPRUS	975	462	245	SPAIN	677 326	277 067	147 155
LEBANON	1 726	637	336	CANARY IS	2 613	1 175	628
SYRIA	1 743	512	268	CEUTA MEL	181	85	45
IRAQ	8 389	5 760	3 005	ICELAND	4 179	1 542	808
IRAN	18 516	7 209	3 858	NORWAY	278 280	67 465	35 910
ISRAEL	11 103	5 379	2 850	SWEDEN	608 073	165 915	88 380
JORDAN	781	279	152	FINLAND	358 621	90 449	48 069
SAUDI ARABIA	10 726	2 778	1 483	SWITZERLAND	3 205 213	357 845	190 285
KUWAIT	3 171	1 639	843	AUSTRIA	1 712 401	348 167	185 058
QATAR	1 447	327	173	ANDORRA	50	99	54
ARAB EMIRAT	5 591	2 815	1 512	GIBRALTAR	283	61	32
AFGHANISTAN	1 452	772	421	MALTA	2 560	3 102	1 640
PAKISTAN	23 182	6 756	3 588	YUGOSLAVIA	216 177	99 381	52 863
INDIA	25 418	8 216	4 379				
BANGLADESH	5 579	1 351	717				
SRI LANKA	457	145	78				

6 IMPORTS AND EXPORTS (SPECIAL TRADE) BY GROUPS OF THE SITC-REV. III AND BY COUNTRIES OF PRODUCTION AND CONSUMPTION 1989

GROUP COUNTRY	DT = 100 KG	1 000 DM	1 000 \$	GROUP COUNTRY	DT = 100 KG	1 000 DM	1 000 \$
TURKEY	166 513	52 510	27 957	NEPAL	89	87	47
SOVIET UNION	256 147	101 042	53 248	BURMA	1 417	642	343
POLAND	102 230	46 757	24 869	THAILAND	83 844	30 806	16 337
CZECHOSLOVA	100 936	53 244	28 178	LAOS	374	180	91
HUNGARY	139 534	49 183	26 205	VIETNAM	278	176	92
ROMANIA	82 444	19 865	10 556	INDONESIA	86 306	35 996	19 079
BULGARIA	81 378	26 786	14 356	MALAYSIA	45 118	15 175	8 073
ALBANIA	7 474	2 161	1 140	BRUNEI	195	90	48
MOROCCO	28 392	8 095	4 287	SINGAPORE	54 432	48 862	26 522
ALGERIA	56 078	17 674	9 390	PHILIPPINES	30 502	11 726	6 220
TUNISIA	39 656	9 620	5 101	MONGOLIA	930	355	190
LIBYA	23 049	6 638	3 526	CHINA	37 738	17 342	9 193
EGYPT	54 154	19 907	10 597	NORTH KOREA	1 999	1 400	738
SUDAN	1 604	450	234	SOUTH KOREA	121 049	89 326	47 532
MALI	4 454	715	378	JAPAN	203 781	244 025	129 599
BURKINA FASO	2 270	398	209	TAIWAN	146 880	76 422	40 530
NIGER	1 638	940	498	HONG KONG	120 982	63 962	33 921
CHAD	181	138	75	AUSTRALIA	102 625	56 954	30 232
SENEGAL	2 441	1 020	536	AUST OCEANIA	6	64	33
GUINEA	697	108	57	NEW ZEALAND	35 220	11 739	6 248
LIBERIA	664	292	154	NEW CALEDON	859	148	76
IVORY COAST	15 540	4 462	2 359				
GHANA	6 018	4 608	2 431	600 CPL IND PLANT CHAP 69-76			
TOGO	844	289	158	EXPORTS	348 734	475 842	255 362
BENIN	1 106	691	364	FRANCE	3 130	1 566	833
NIGERIA	16 355	7 732	4 093	BELGIUM LUX	17 195	4 111	2 246
CAMEROON	4 375	2 368	1 278	NETHERLANDS	101	115	62
CENT AFR REP	664	572	304	ITALY	3 314	13 766	7 370
GABON	100	97	50	UNTD KINGDOM	1 667	496	264
CONGO	1 624	1 206	630	SPAIN	493	913	497
ZAIRE	6 397	3 252	1 726	FINLAND	545	2 461	1 316
RWANDA	588	316	171	SWITZERLAND	628	740	399
BURUNDI	439	210	109	YUGOSLAVIA	321	3 656	1 965
ANGOLA	2 372	1 156	605	TURKEY	6 017	8 483	4 555
ETHIOPIA	4 010	2 279	1 204	SOVIET UNION	30 375	96 621	53 334
SOMALIA	670	77	40	POLAND	2 411	1 044	588
KENYA	9 471	3 640	1 926	CZECHOSLOVA	7 112	23 789	12 573
UGANDA	1 020	424	226	MOROCCO	22	126	65
TANZANIA	2 356	709	373	ALGERIA	13 245	8 927	4 939
MOZAMBIQUE	337	328	181	LIBYA	9 321	12 136	6 420
MADAGASCAR	2 894	1 829	1 003	EGYPT	36 354	50 799	26 667
REUNION	2 686	541	284	SUDAN	1 093	892	462
MAURITIUS	2 990	1 321	699	GHANA	120	784	272
ZAMBIA	9 414	3 389	1 757	NIGERIA	3 241	8 180	4 416
ZIMBABWE	7 087	3 075	1 628	ANGOLA	2 245	1 459	757
MALAWI	384	226	120	REP S AFRICA	22 996	44 344	23 497
REP S AFRICA	127 464	65 263	34 675	USA	4 145	5 640	3 046
USA	1 236 223	425 771	226 258	MEXICO	3 126	3 900	2 010
CANADA	81 194	53 506	28 358	HONDURAS	1 503	1 177	635
MEXICO	38 452	28 994	15 399	COLOMBIA	862	1 290	709
GUATEMALA	4 075	3 099	1 649	VENEZUELA	10 579	1 975	1 131
HONDURAS	1 098	795	411	CHILE	5 562	8 266	4 447
EL SALVADOR	1 493	1 212	635	BOLIVIA	898	1 003	521
NICARAGUA	198	543	294	ARGENTINA	1 259	6 074	3 095
COSTA RICA	5 515	2 857	1 512	SYRIA	1 427	1 503	811
PANAMA	468	830	436	IRAQ	13 762	20 553	10 852
CUBA	7 952	3 394	1 807	IRAN	12 259	12 474	6 580
HAITI	427	155	82	SAUDI ARABIA	1 747	1 672	873
BAHAMAS	100	76	39	ARAB EMIRAT	64	7 243	132
DOMINIC REP	7 508	2 234	1 187	PAKISTAN	10 944	7 768	4 141
GUADELOUPE	109	73	39	INDIA	76 106	29 172	15 630
JAMAICA	795	953	516	SRI LANKA	359	295	156
BARBADOS	55	67	34	NEPAL	186	1 011	518
TRINIDAD TOB	1 986	346	184	THAILAND	18 382	20 613	11 331
NETH ANTILL	280	138	71	INDONESIA	3 324	5 984	3 274
COLOMBIA	23 426	11 322	6 001	MALAYSIA	171	480	257
VENEZUELA	30 282	11 939	6 378	SINGAPORE	4 470	3 152	1 668
SURINAME	184	83	46	CHINA	12 960	47 708	25 179
FRENCH GUIAN	238	103	56	SOUTH KOREA	867	6 883	3 879
ECUADOR	10 300	4 404	2 321	TAIWAN	188	616	333
PERU	10 821	6 950	3 687	HONG KONG	130	532	276
BRAZIL	77 818	45 420	24 186				
CHILE	26 248	14 645	7 764	611 LEATHER			
BOLIVIA	1 583	795	417	IMPORTS	382 195	1 407 672	749 258
PARAGUAY	1 261	965	515	FRANCE	14 893	67 284	35 766
URUGUAY	8 054	4 612	2 441	BELGIUM LUX	9 883	30 824	16 425
ARGENTINA	28 545	11 526	6 144	NETHERLANDS	24 122	47 718	25 428
CYPRUS	6 549	2 834	1 496	ITALY	116 965	627 613	334 148
LEBANON	9 990	1 598	855	UNTD KINGDOM	7 302	25 093	13 335
SYRIA	12 377	4 942	2 645	DENMARK	6 943	10 944	5 840
IRAQ	32 827	17 462	9 319	GREECE	1 722	4 532	2 399
IRAN	77 630	37 300	19 875	PORTUGAL	946	4 380	2 335
ISRAEL	101 943	45 989	24 523	SPAIN	2 344	16 871	8 934
JORDAN	4 945	2 623	1 386	NORWAY	796	2 914	1 533
SAUDI ARABIA	88 428	33 114	17 614	SWEDEN	7 824	8 007	4 249
KUWAIT	23 393	6 843	3 667	FINLAND	12 527	18 161	9 699
BAHRAIN	12 611	3 239	1 685	SWITZERLAND	5 607	21 221	11 336
QATAR	1 424	955	503	AUSTRIA	25 083	141 824	75 486
ARAB EMIRAT	16 833	7 662	4 075	MALTA	30	70	38
OMAN	4 276	1 664	881	YUGOSLAVIA	7 179	19 187	10 226
NORTH YEMEN	2 644	1 216	654	TURKEY	211	1 448	753
SOUTH YEMEN	660	415	217	SOVIET UNION	3 699	4 027	2 165
AFGHANISTAN	486	170	89				
PAKISTAN	37 445	17 151	9 084				
INDIA	88 453	40 835	21 544				
BANGLADESH	21 441	3 576	1 917				
SRI LANKA	3 317	1 434	753				

6 IMPORTS AND EXPORTS (SPECIAL TRADE) BY GROUPS OF THE SITC-REV. III AND BY COUNTRIES OF PRODUCTION AND CONSUMPTION 1989

GROUP COUNTRY	DT = 100 KG	1 000 DM	1 000 \$	GROUP COUNTRY	DT = 100 KG	1 000 DM	1 000 \$
POLAND	10 710	2 969	1 572	FRANCE	386	2 014	1 074
CZECHOSLOVA	153	185	96	BELGIUM LUX	377	695	370
HUNGARY	4 416	6 654	3 593	NETHERLANDS	3 132	5 627	2 996
MOROCCO	147	643	346	ITALY	1 651	7 142	3 789
TUNISIA	17	111	59	UNTD KINGDOM	1 229	4 606	2 455
SUDAN	160	330	176	IRELAND	266	1 295	694
ETHIOPIA	377	1 010	531	DENMARK	539	1 247	660
REP S AFRICA	190	4 223	2 252	GREECE	43	84	43
USA	23 441	71 537	37 807	PORTUGAL	88	243	127
CANADA	15 127	12 574	6 789	SPAIN	168	1 468	785
EL SALVADOR	39	81	46	SWEDEN	165	510	271
PANAMA	13	69	38	FINLAND	15	155	83
COLOMBIA	528	1 111	592	SWITZERLAND	418	2 421	1 288
VENEZUELA	1	316	168	AUSTRIA	1 239	1 750	935
PERU	180	1 253	664	MALTA	13	122	68
BRAZIL	26 637	31 277	16 659	YUGOSLAVIA	166	248	135
BOLIVIA	13	162	84	TURKEY	30	222	120
PARAGUAY	347	949	510	SOVIET UNION		61	33
URUGUAY	3 633	13 926	7 403	POLAND	29	93	50
ARGENTINA	7 848	19 777	10 494	HUNGARY	29	141	76
CYPRUS	51	121	65	ROMANIA	410	1 588	848
ISRAEL	37	122	65	MOROCCO	34	127	68
PAKISTAN	5 523	34 287	18 311	REP S AFRICA	454	383	204
INDIA	17 891	85 441	45 491	USA	1 012	4 184	2 238
BANGLADESH	1 515	5 557	2 956	CANADA	20	105	57
NEPAL	84	546	294	MEXICO	391	848	452
THAILAND	3 736	11 900	6 336	BRAZIL	51	154	80
INDONESIA	3 436	17 740	9 388	PARAGUAY	37	216	115
PHILIPPINES	58	606	321	ARGENTINA	680	3 129	1 686
CHINA	361	530	285	PAKISTAN	122	282	149
SOUTH KOREA	53	424	227	INDIA	3 367	9 109	4 861
JAPAN	4 167	19 018	10 161	THAILAND	15 132	9 588	5 070
TAIWAN	2 105	7 580	4 044	CHINA	848	378	198
HONG KONG	180	400	209	SOUTH KOREA	1 029	1 093	576
AUSTRALIA	136	1 006	542	JAPAN	96	433	229
PAPUA NEW G		141	75	TAIWAN	738	1 516	805
NEW ZEALAND	732	676	357	HONG KONG	131	445	234
				MACAO	143	485	258
				AUSTRALIA	80	504	262
EXPORTS	485 896	1 088 961	579 427	EXPORTS	18 904	91 217	48 508
FRANCE	28 511	94 973	50 649	FRANCE	2 246	9 807	5 211
BELGIUM LUX	4 918	20 744	11 097	BELGIUM LUX	851	4 935	2 630
NETHERLANDS	48 090	72 083	38 401	NETHERLANDS	2 587	9 294	4 949
ITALY	126 681	102 521	54 590	ITALY	1 491	8 106	4 303
UNTD KINGDOM	10 042	18 897	10 043	UNTD KINGDOM	1 264	4 896	2 594
IRELAND	298	845	447	IRELAND	207	521	277
DENMARK	2 307	10 334	5 511	DENMARK	847	4 724	2 498
GREECE	5 770	7 842	4 175	GREECE	58	484	259
PORTUGAL	30 576	114 981	61 187	PORTUGAL	303	688	368
SPAIN	17 306	16 225	8 627	SPAIN	359	1 970	1 046
NORWAY	1 383	5 997	3 209	ICELAND	22	147	78
SWEDEN	2 048	8 114	4 319	NORWAY	173	774	413
FINLAND	2 347	1 615	870	SWEDEN	790	4 949	2 625
SWITZERLAND	9 549	38 718	20 598	FINLAND	251	1 315	699
AUSTRIA	27 012	72 228	38 331	SWITZERLAND	2 842	12 480	6 662
MALTA	2 790	21 492	11 491	AUSTRIA	1 985	7 821	4 166
YUGOSLAVIA	37 431	191 305	101 524	MALTA	26	142	75
TURKEY	2 931	18 328	9 753	YUGOSLAVIA	260	1 785	947
SOVIET UNION	2 051	7 261	3 986	TURKEY	42	637	339
POLAND	3 465	11 258	6 062	SOVIET UNION	10	128	69
CZECHOSLOVA	254	796	420	POLAND	33	166	86
HUNGARY	14 128	73 262	38 926	CZECHOSLOVA	48	171	93
ROMANIA	3 922	10 401	5 518	HUNGARY	46	374	199
BULGARIA	3 475	2 573	1 374	ROMANIA	19	76	40
ALBANIA	289	121	64	BULGARIA	15	203	109
MOROCCO	102	695	372	MOROCCO	10	118	61
ALGERIA	16	87	48	TUNISIA	54	282	149
TUNISIA	3 914	13 364	7 090	EGYPT	6	70	36
EGYPT	336	115	66	NIGERIA	5	71	36
REP S AFRICA	11 050	21 206	11 288	MADAGASCAR	2	87	47
USA	30 925	70 763	37 601	REP S AFRICA	93	1 119	597
CANADA	1 880	3 189	1 698	USA	1 148	6 594	3 517
VENEZUELA	20	163	91	CANADA	154	870	461
BRAZIL	2 023	5 581	2 947	MEXICO	7	58	33
URUGUAY	42	578	292	VENEZUELA	6	106	57
SYRIA	333	142	77	CHILE	30	78	40
ISRAEL	785	1 364	727	URUGUAY	7	58	31
SAUDI ARABIA	24	74	37	ISRAEL	25	147	78
KUWAIT	32	257	135	SAUDI ARABIA	21	243	131
PAKISTAN	33	134	69	BAHRAIN	4	64	35
INDIA	925	4 027	2 146	OMAN	24	145	74
THAILAND	1 294	1 662	881	THAILAND	36	104	56
MALAYSIA	551	856	470	INDONESIA	15	125	67
SINGAPORE	1 027	4 031	2 151	SINGAPORE	27	279	147
PHILIPPINES	669	630	344	PHILIPPINES	23	97	53
CHINA	1 150	2 115	1 115	SOUTH KOREA	12	84	43
SOUTH KOREA	9 260	7 763	4 101	JAPAN	155	1 614	856
JAPAN	19 697	13 914	7 433	TAIWAN	10	111	56
TAIWAN	2 016	2 125	1 139	HONG KONG	48	794	416
HONG KONG	7 931	8 588	4 545	AUSTRALIA	93	588	315
AUSTRALIA	1 648	2 104	1 118				
NEW ZEALAND	107	57	31				
612 MANUFACT. LEATHER ETC. NES				613 FURSKINS, TANNED, DRESSED			
IMPORTS	34 816	64 876	34 524	IMPORTS	17 394	151 308	80 315

6 IMPORTS AND EXPORTS (SPECIAL TRADE) BY GROUPS OF THE SITC-REV. III AND BY COUNTRIES OF PRODUCTION AND CONSUMPTION 1989

GROUP COUNTRY	DT = 100 KG	1 000 DM	1 000 \$	GROUP COUNTRY	DT = 100 KG	1 000 DM	1 000 \$
FRANCE	747	11 409	6 044	FINLAND	331	427	226
BELGIUM LUX	2 027	17 669	9 372	SWITZERLAND	19 396	17 678	9 409
NETHERLANDS	214	1 683	901	AUSTRIA	176 276	76 584	40 772
ITALY	2 310	7 012	3 705	YUGOSLAVIA	22 245	8 289	4 405
UNTD KINGDOM	912	13 513	7 205	TURKEY	10 220	4 439	2 362
DENMARK	139	2 524	1 349	SOVIET UNION	9 775	871	464
GREECE	1 000	31 273	16 585	POLAND	21 822	4 361	2 331
PORTUGAL	15	69	37	CZECHOSLOVA	22 865	4 767	2 526
SPAIN	820	11 510	6 100	HUNGARY	14 480	3 602	1 895
ICELAND	67	299	156	ROMANIA	7 738	1 364	721
NORWAY	21	164	86	USA	40 479	57 281	30 371
SWEDEN	82	647	349	CANADA	2 595	1 203	630
FINLAND	114	3 566	1 889	MEXICO	40	123	63
SWITZERLAND	34	1 322	692	BRAZIL	297	158	86
AUSTRIA	374	1 922	1 018	ISRAEL	8 146	5 611	2 994
MALTA	11	372	194	INDIA	255	76	41
YUGOSLAVIA	2 518	6 367	3 418	SRI LANKA	355	121	64
SOVIET UNION	149	2 768	1 479	THAILAND	1 104	388	208
POLAND	185	492	264	MALAYSIA	4 960	2 808	1 498
CZECHOSLOVA	48	789	416	SINGAPORE	35	159	87
HUNGARY	195	4 206	2 248	CHINA	63	263	142
REP S AFRICA	45	132	71	SOUTH KOREA	63	90	46
USA	101	3 253	1 733	JAPAN	6 054	28 851	15 323
CANADA	31	1 286	682	TAIWAN	346	449	235
PERU	25	72	38	HONG KONG	102	257	196
BRAZIL	1 547	5 149	2 712				
URUGUAY	1 647	5 600	2 959	EXPORTS	1 691 968	1 160 966	617 265
ARGENTINA	639	8 173	4 320	FRANCE	282 457	175 463	93 419
ISRAEL	3	757	399	BELGIUM LUX	205 956	118 705	63 203
AFGHANISTAN	13	256	137	NETHERLANDS	332 457	160 091	85 186
PAKISTAN	12	83	42	ITALY	93 790	78 789	41 835
SRI LANKA	26	1 244	661	UNTD KINGDOM	113 857	105 675	56 218
MALAYSIA	2	69	35	IRELAND	27 946	10 830	5 739
MONGOLIA	7	88	47	DENMARK	31 441	25 632	13 624
CHINA	380	1 887	1 011	GREECE	4 291	6 636	3 530
SOUTH KOREA	32	73	38	PORTUGAL	8 657	9 028	4 791
HONG KONG	171	1 460	767	SPAIN	31 766	37 328	19 869
AUSTRALIA	175	365	193	CANARY IS	31	65	30
NEW ZEALAND	434	1 677	894	CEUTA MEL	132	132	72
EXPORTS	27 003	392 292	207 433	ICELAND	1 189	1 078	567
FRANCE	290	5 774	3 044	NORWAY	13 275	15 835	8 336
BELGIUM LUX	366	1 980	1 049	SWEDEN	45 585	48 759	25 981
NETHERLANDS	272	5 123	2 762	FINLAND	29 559	16 141	8 566
ITALY	863	17 375	9 197	SWITZERLAND	85 767	56 917	30 300
UNTD KINGDOM	895	23 110	12 199	AUSTRIA	151 563	92 278	49 083
DENMARK	152	3 783	2 004	MALTA	65	147	82
GREECE	8 573	218 256	115 293	YUGOSLAVIA	12 505	15 248	8 112
PORTUGAL	702	3 586	1 870	TURKEY	3 018	4 904	2 583
SPAIN	559	12 548	6 651	SOVIET UNION	10 846	5 534	3 141
CANARY IS	14	609	322	POLAND	4 575	5 258	2 788
NORWAY	5	324	170	CZECHOSLOVA	2 548	7 214	3 834
SWEDEN	147	1 500	806	HUNGARY	4 173	5 287	2 806
FINLAND	40	1 735	926	ROMANIA	707	911	498
SWITZERLAND	631	22 993	12 227	BULGARIA	487	789	423
AUSTRIA	585	8 141	4 297	MOROCCO	2 914	2 124	1 128
ANDORRA		117	61	ALGERIA	2 265	3 945	2 070
MALTA	89	2 191	1 154	TUNISIA	592	499	264
YUGOSLAVIA	2 727	11 754	6 165	LIBYA	859	1 803	934
TURKEY	271	4 266	2 286	EGYPT	2 321	3 361	1 795
SOVIET UNION	35	273	147	SENEGAL	106	82	45
POLAND	1 305	3 051	1 636	SIERRA LEONE	128	170	90
CZECHOSLOVA	38	815	442	LIBERIA	386	563	298
HUNGARY	2 299	8 798	4 605	GHANA	396	272	147
ROMANIA	54	264	136	TOGO	67	87	45
TUNISIA	95	3 474	1 844	NIGERIA	1 950	1 891	1 003
REP S AFRICA	21	800	431	GABON	79	92	47
USA	108	3 330	1 747	ZAIRE	62	150	76
CANADA	39	1 620	881	ANGOLA	424	1 003	515
BRAZIL	66	150	77	ETHIOPIA	105	221	114
URUGUAY	41	380	194	KENYA	189	369	195
ARGENTINA	29	804	426	USAND	504	512	263
ISRAEL	65	587	314	MADAGASCAR	9	79	43
SRI LANKA	51	952	509	MAURITIUS	101	56	30
MALAYSIA	77	1 570	834	ZAMBIA	96	177	90
CHINA	44	168	88	ZIMBABWE	54	179	92
SOUTH KOREA	5 021	2 605	1 372	REP S AFRICA	5 616	11 508	6 105
JAPAN	95	5 036	2 682	USA	91 314	45 553	24 177
HONG KONG	243	12 243	6 474	CANADA	5 608	3 415	1 796
AUSTRALIA	4	102	56	MEXICO	3 071	8 706	4 623
				GUATEMALA	57	81	44
				COSTA RICA	105	92	46
				CUBA	29	113	58
621 MATERIALS OF RUBBER				DOMINIC REP	173	69	37
IMPORTS	1 320 213	783 873	416 963	TRINIDAD TOB	21	80	44
FRANCE	292 855	151 697	80 674	COLOMBIA	171	197	103
BELGIUM LUX	241 445	114 813	61 036	VENEZUELA	204	668	357
NETHERLANDS	77 330	43 944	23 419	ECUADOR	182	279	147
ITALY	176 999	127 943	68 074	PERU	425	734	388
UNTD KINGDOM	59 901	53 201	28 340	BRAZIL	3 479	3 960	2 096
IRELAND	25 398	26 803	14 262	CHILE	777	830	436
DENMARK	14 759	11 542	6 128	BOLIVIA	59	75	39
PORTUGAL	319	370	197	URUGUAY	13	61	30
SPAIN	18 388	10 990	5 878	ARGENTINA	611	997	530
NORWAY	423	649	341	CYPRUS	111	213	107
SWEDEN	42 051	21 571	11 509	LEBANON	148	133	68
				SYRIA	1 773	614	329

6 IMPORTS AND EXPORTS (SPECIAL TRADE) BY GROUPS OF THE SITC-REV. III AND BY COUNTRIES OF PRODUCTION AND CONSUMPTION 1989

GROUP COUNTRY	DT = 100 KC	1 000 DM	1 000 \$	GROUP COUNTRY	DT = 100 KG	1 000 DM	1 000 \$
IRAQ	3 472	5 949	3 118	SPAIN	170 286	120 923	64 318
IRAN	1 105	1 784	949	CANARY IS	5 153	3 664	1 951
ISRAEL	9 328	4 607	2 444	CEUTA MEL	1 438	135	69
JORDAN	1 488	814	432	ICELAND	1 639	781	419
SAUDI ARABIA	3 522	2 895	1 539	NORWAY	44 991	29 815	15 910
KUWAIT	619	770	411	SWEDEN	146 003	109 372	58 362
BAHRAIN	154	191	99	FINLAND	68 106	53 737	28 773
QATAR	24	60	31	SWITZERLAND	204 607	169 444	90 162
ARAB EMIRAT	1 127	1 229	651	AUSTRIA	220 297	165 292	87 978
OMAN	23	77	41	ANDORRA	40	57	31
NORTH YEMEN	104	58	32	MALTA	1 518	886	475
PAKISTAN	1 300	1 506	792	YUGOSLAVIA	10 595	9 109	4 871
INDIA	2 559	1 960	1 037	TURKEY	7 201	5 091	2 709
SRI LANKA	29	100	55	SOVIET UNION	1 366	1 057	567
BURMA	2 308	770	411	POLAND	22 008	7 151	3 803
THAILAND	831	1 419	756	CZECHOSLOVA	4 377	1 355	722
INDONESIA	1 239	1 974	1 051	HUNGARY	29 409	7 050	3 739
MALAYSIA	855	1 268	677	ROMANIA	163	86	45
SINGAPORE	7 267	5 760	3 084	BULGARIA	5 611	3 147	1 682
PHILIPPINES	447	1 460	772	ALBANIA	75	68	36
CHINA	414	966	507	MOROCCO	530	477	250
SOUTH KOREA	1 010	4 645	2 479	ALGERIA	6 987	5 462	2 931
JAPAN	5 441	4 771	2 557	TUNISIA	497	394	206
TAIWAN	761	1 890	1 006	LIBYA	4 645	3 895	2 142
HONG KONG	6 903	3 149	1 663	EGYPT	2 971	2 330	1 239
AUSTRALIA	10 125	7 740	4 131	SUDAN	858	462	249
NEW ZEALAND	2 022	888	469	MAURITANIA	338	350	189
NEW CALEDON	294	204	111	MALI	2 377	995	531
				BURKINA FASO	564	183	96
				NIGER	224	71	38
				CHAD	190	139	69
625 RUBBER TYRES, TUBES, ETC.				SENEGAL	3 027	593	364
IMPORTS	4 704 533	3 022 307	1 606 933	GAMBIA	346	231	120
FRANCE	1 196 481	825 945	439 453	GUIN BISSAU	112	112	60
BELGIUM LUX	405 642	243 575	129 648	GUINEA	1 916	634	334
NETHERLANDS	380 872	256 606	136 410	SIERRA LEONE	386	210	113
ITALY	338 980	261 904	139 041	LIBERIA	3 141	855	451
UNTD KINGDOM	564 843	394 852	209 734	IVORY COAST	943	710	377
IRELAND	54 962	36 451	19 359	GHANA	7 271	1 682	892
DENMARK	35 721	13 642	7 259	TOGO	1 515	433	231
GREECE	12 659	8 014	4 274	BENIN	14 852	1 181	621
PORTUGAL	1 958	1 332	714	NIGERIA	18 164	7 002	3 766
SPAIN	232 209	166 142	88 362	CAMEROON	6 147	1 822	979
NORWAY	26 169	16 572	8 852	CENT AFR REP	321	292	149
SWEDEN	47 277	27 553	14 616	GABON	736	280	147
FINLAND	8 344	5 485	2 902	CONGO	273	212	112
SWITZERLAND	89 894	15 991	8 524	ZAIRE	603	394	205
AUSTRIA	235 608	135 704	72 209	RWANDA	253	205	105
MALTA	684	593	315	BURUNDI	314	348	179
YUGOSLAVIA	125 041	57 366	30 483	ANGOLA	1 952	1 281	678
TURKEY	20 683	9 446	5 018	ETHIOPIA	360	426	228
SOVIET UNION	15 156	1 623	853	SOMALIA	187	243	129
POLAND	33 314	6 775	3 603	KENYA	1 457	676	355
CZECHOSLOVA	29 895	7 966	4 250	UGANDA	1 290	1 016	535
HUNGARY	64 201	20 753	11 103	TANZANIA	827	455	243
ROMANIA	23 776	6 926	3 690	MADAGASCAR	89	53	33
BULGARIA	2 054	652	361	REUNION	596	471	247
MOROCCO	549	302	163	MAURITIUS	462	81	43
REP S AFRICA	413	224	121	ZAMBIA	374	411	221
USA	98 977	69 993	36 990	MALAWI	514	416	226
CANADA	2 252	1 558	845	REP S AFRICA	12 739	10 599	5 620
COSTA RICA	204	86	47	USA	296 553	217 527	115 442
VENEZUELA	83	77	42	CANADA	34 953	26 444	13 966
BRAZIL	9 653	5 684	3 066	MEXICO	6 434	5 047	2 667
CHILE	92	65	35	NICARAGUA	351	138	74
URUGUAY	278	306	158	GUADELOUPE	2 847	2 349	1 258
ARGENTINA	9 540	5 029	2 693	MARTINIQUE	3 249	2 513	1 348
LEBANON	846	745	399	VENEZUELA	506	343	179
ISRAEL	31 354	17 185	9 117	FRENCH GUIAN	99	83	43
JORDAN	1 440	1 979	1 043	ECUADOR	279	256	135
KUWAIT	115	234	134	BRAZIL	72	76	41
ARAB EMIRAT	2 103	785	420	CHILE	1 295	915	488
INDIA	4 138	1 713	913	BOLIVIA	94	75	43
SRI LANKA	3 856	1 879	1 004	PARAGUAY	1 521	149	78
THAILAND	21 662	8 174	4 353	URUGUAY	518	413	219
INDONESIA	3 468	1 308	696	ARGENTINA	186	181	99
MALAYSIA	3 541	1 993	1 051	CYPRUS	1 846	1 296	689
SINGAPORE	1 718	1 213	639	LEBANON	6 258	844	448
CHINA	1 132	580	305	SYRIA	601	411	218
NORTH KOREA	569	235	128	IRAQ	5 457	4 736	2 513
SOUTH KOREA	116 379	70 051	37 329	IRAN	1 782	1 725	917
JAPAN	398 661	283 479	150 643	ISRAEL	7 598	5 666	3 040
TAIWAN	43 533	24 137	12 820	JORDAN	14 790	3 183	1 694
HONG KONG	71	182	97	SAUDI ARABIA	16 704	12 180	6 516
AUSTRALIA	1 353	1 085	577	KUWAIT	7 169	3 825	2 037
				BAHRAIN	5 918	4 814	2 585
EXPORTS	4 468 810	3 063 911	1 630 207	QATAR	544	514	269
FRANCE	776 672	500 997	266 788	ARAB EMIRAT	12 879	8 215	4 366
BELGIUM LUX	554 856	354 914	188 890	OMAN	1 378	1 129	602
NETHERLANDS	428 807	276 227	146 980	NORTH YEMEN	159	96	51
ITALY	475 480	342 823	182 599	AFGHANISTAN	251	86	48
UNTD KINGDOM	405 333	286 509	151 911	PAKISTAN	407	376	196
IRELAND	7 268	1 119	582	INDIA	416	536	284
DENMARK	83 006	53 527	28 434	SRI LANKA	138	115	61
GREECE	45 514	30 096	16 069	THAILAND	2 986	1 566	842
PORTUGAL	34 279	23 920	12 798	MALAYSIA	129	199	105
				SINGAPORE	10 434	9 409	5 041

6 IMPORTS AND EXPORTS (SPECIAL TRADE) BY GROUPS OF THE SITC-REV. III AND BY COUNTRIES OF PRODUCTION AND CONSUMPTION 1989

GROUP COUNTRY	DT = 100 KG	1 000 DM	1 000 \$	GROUP COUNTRY	DT = 100 KG	1 000 DM	1 000 \$
PHILIPPINES	957	689	366	BURKINA FASO	34	304	162
CHINA	199	208	110	SENEGAL	50	146	75
SOUTH KOREA	1 570	1 056	566	GUINEA	18	83	42
JAPAN	117 599	103 703	55 057	SIERRA LEONE	59	72	37
TAIWAN	10 701	8 199	4 372	LIBERIA	1 713	2 115	1 121
HONG KONG	1 405	1 331	707	IVORY COAST	76	241	126
AUSTRALIA	27 698	21 679	11 515	GHANA	107	264	138
NEW ZEALAND	602	454	242	NIGERIA	443	1 380	736
NEW CALEDON	1 576	1 463	789	CAMEROON	28	144	75
FR POLYNESIA	429	353	187	GABON	31	89	49
629 ARTICLES OF RUBBER, NES				ZAIRE	198	514	272
IMPORTS	637 062	1 045 547	556 591	RWANDA	32	167	85
FRANCE	94 453	185 450	98 801	BURUNDI	18	72	36
BELGIUM LUX	37 630	64 046	34 157	ANGOLA	407	1 211	629
NETHERLANDS	40 606	61 937	32 997	ETHIOPIA	143	345	182
ITALY	105 200	194 022	103 261	DJIBOUTI	2	111	57
UNITED KINGDOM	43 626	76 040	40 443	KENYA	785	2 053	1 093
IRELAND	15 139	29 629	15 765	UGANDA	50	183	97
DENMARK	4 490	9 425	5 007	TANZANIA	247	618	329
GREECE	133	108	58	MADAGASCAR	65	202	106
PORTUGAL	838	797	429	REUNION	24	84	42
SPAIN	16 243	27 417	14 615	MAURITIUS	13	82	40
NORWAY	1 860	1 450	767	ZAMBIA	35	130	66
SWEDEN	20 580	26 053	13 879	ZIMBABWE	61	330	174
FINLAND	2 207	2 353	1 253	MALAWI	52	157	78
SWITZERLAND	12 849	54 970	29 280	REP S AFRICA	10 225	23 113	12 246
AUSTRIA	64 297	76 630	40 832	USA	42 820	77 365	41 119
MALTA	881	14 514	7 726	CANADA	2 629	8 926	4 756
YUGOSLAVIA	58 231	22 359	11 904	MEXICO	10 676	23 227	12 389
TURKEY	1 681	1 212	645	GUATEMALA	195	608	322
SOVIET UNION	97	109	58	EL SALVADOR	142	251	135
POLAND	2 477	1 193	643	NICARAGUA	48	184	97
CZECHOSLOVAKIA	10 574	2 796	1 485	COSTA RICA	130	288	154
HUNGARY	10 510	4 826	2 585	PANAMA	193	539	279
ROMANIA	4 606	1 411	748	CUBA	92	168	95
BULGARIA	1 364	572	297	DOMINIC REP	156	388	207
REP S AFRICA	40	81	46	GUADALOUPE	23	60	30
USA	13 609	61 164	32 447	MARTINIQUE	18	96	48
CANADA	931	2 510	1 325	BARBADOS	27	134	73
MEXICO	595	2 086	1 098	TRINIDAD TOB	23	234	122
COSTA RICA	512	277	146	NETH ANTILL	9	84	45
PERU	30	62	32	COLOMBIA	398	811	430
BRAZIL	2 918	10 950	5 821	VENEZUELA	640	2 447	1 298
ISRAEL	2 765	1 782	955	SURINAME	43	104	55
INDIA	1 651	1 352	728	ECUADOR	486	936	493
SRI LANKA	7 263	2 227	1 193	PERU	636	1 818	963
THAILAND	12 513	3 423	1 819	BRAZIL	1 190	6 060	3 215
MALAYSIA	3 918	3 369	1 781	CHILE	1 654	2 941	1 570
SINGAPORE	1 714	2 168	1 151	BOLIVIA	85	245	129
CHINA	2 244	1 281	674	PARAGUAY	207	359	188
SOUTH KOREA	10 391	5 625	3 034	URUGUAY	342	947	496
JAPAN	13 124	72 317	38 471	ARGENTINA	1 772	2 809	1 476
TAIWAN	11 287	14 493	7 689	CYPRUS	164	530	279
HONG KONG	489	661	350	LEBANON	145	254	136
AUSTRALIA	33	119	59	SYRIA	1 913	2 054	1 105
UNIT COUNTR	34	70	36	IRAQ	1 844	5 034	2 656
EXPORTS	658 411	1 405 635	747 705	IRAN	2 018	4 587	2 440
FRANCE	78 955	191 947	102 193	ISRAEL	1 843	6 961	3 714
BELGIUM LUX	50 898	101 041	53 719	JORDAN	2 730	3 071	1 644
NETHERLANDS	59 373	113 552	60 401	SAUDI ARABIA	4 446	7 470	3 981
ITALY	26 510	84 757	45 106	KUWAIT	1 271	2 384	1 266
UNITED KINGDOM	64 412	133 796	71 130	BAHRAIN	310	486	256
IRELAND	2 667	6 386	3 399	QATAR	87	358	188
DENMARK	12 282	34 471	18 347	ARAB EMIRAT	2 317	2 562	1 356
GREECE	5 069	12 642	6 712	OMAN	322	318	174
PORTUGAL	5 175	14 115	7 481	NORTH YEMEN	36	75	37
SPAIN	24 423	67 367	35 808	AFGHANISTAN	40	125	66
CANARY IS	277	566	304	PAKISTAN	419	994	529
ICELAND	420	599	316	INDIA	23 365	27 809	14 887
NORWAY	7 551	16 159	8 608	BANGLADESH	50	68	39
SWEDEN	26 268	57 315	30 526	SRI LANKA	46	221	115
FINLAND	8 730	18 653	9 934	BURMA	11	53	33
SWITZERLAND	34 105	66 605	35 408	THAILAND	1 455	3 276	1 735
AUSTRIA	52 681	89 049	47 345	INDONESIA	926	1 957	1 050
MALTA	163	632	337	MALAYSIA	1 508	2 725	1 448
YUGOSLAVIA	7 280	20 567	10 948	BRUNEI	900	168	88
TURKEY	2 886	7 932	4 210	SINGAPORE	2 842	9 653	5 122
SOVIET UNION	6 796	12 352	6 608	PHILIPPINES	389	697	369
POLAND	5 059	9 341	4 967	CHINA	336	2 087	1 117
CZECHOSLOVAKIA	1 462	7 924	4 212	NORTH KOREA	36	281	152
HUNGARY	4 966	11 445	6 025	SOUTH KOREA	1 009	5 716	3 016
ROMANIA	331	1 362	733	JAPAN	3 457	14 057	7 494
BULGARIA	310	1 541	813	TAIWAN	997	2 290	1 217
ALBANIA	45	109	59	HONG KONG	817	2 825	1 506
MOROCCO	2 764	3 504	1 839	AUSTRALIA	21 358	26 455	14 159
ALGERIA	2 540	4 723	2 489	PAPUA NEW G	53	268	143
TUNISIA	285	1 318	703	NEW ZEALAND	462	1 632	872
LIBYA	1 437	2 077	1 102	NEW CALEDON	21	79	42
EGYPT	2 181	4 326	2 303	633 CORK MANUFACTURES			
SUDAN	230	511	270	IMPORTS	165 349	170 026	90 529
MAURITANIA	183	190	98	FRANCE	3 980	3 262	1 733
MALI	15	125	67	BELGIUM LUX	325	285	153
				NETHERLANDS	3 943	2 955	1 576
				ITALY	3 957	7 724	4 136

6 IMPORTS AND EXPORTS (SPECIAL TRADE) BY GROUPS OF THE SITC-REV. III AND BY COUNTRIES OF PRODUCTION AND CONSUMPTION 1989

GROUP COUNTRY	DT = 100 KG	1 000 DM	1 000 \$	GROUP COUNTRY	DT = 100 KG	1 000 DM	1 000 \$
UNTD KINGDOM	831	540	289	ARGENTINA	38 831	2 358	1 261
DENMARK	1 266	535	294	ISRAEL	480	155	85
PORTUGAL	122 227	133 585	71 090	INDIA	759	883	459
SPAIN	14 894	13 788	7 360	BURMA	147	71	38
SWEDEN	2 757	2 689	1 431	THAILAND	1 309	1 199	639
SWITZERLAND	256	270	138	INDONESIA	492 656	70 618	37 631
AUSTRIA	119	99	51	MALAYSIA	59 508	8 963	4 775
YUGOSLAVIA	209	77	40	SINGAPORE	43 456	8 192	4 340
MOROCCO	3 826	905	480	PHILIPPINES	19 016	2 571	1 367
TUNISIA	5 082	976	511	JAPAN	1 285	1 071	568
USA	135	331	174	TAIWAN	38 391	11 149	5 923
CHINA	665	889	468	EXPORTS	11 200 638	1 375 141	731 369
SOUTH KOREA	633	687	366	FRANCE	1 863 634	165 864	88 251
JAPAN	52	300	158	BELGIUM LUX	787 590	96 621	51 364
TAIWAN	42	99	52	NETHERLANDS	2 069 909	205 371	109 243
EXPORTS	25 740	55 122	29 216	ITALY	637 592	80 070	42 682
FRANCE	3 536	6 152	3 272	UNTD KINGDOM	1 619 592	191 466	101 735
BELGIUM LUX	1 568	2 175	1 154	IRELAND	52 567	9 538	5 056
NETHERLANDS	1 278	1 829	969	DENMARK	1 108 873	120 551	64 148
ITALY	752	2 457	1 305	GREECE	57 608	13 956	7 421
UNTD KINGDOM	1 569	5 411	2 866	PORTUGAL	8 059	2 379	1 266
DENMARK	1 755	1 988	1 047	SPAIN	176 956	29 076	15 436
GREECE	69	277	147	ICELAND	9 449	2 602	1 397
PORTUGAL	303	532	288	NORWAY	71 730	14 323	7 635
SPAIN	253	487	262	SWEDEN	244 907	47 782	25 488
ICELAND	181	145	76	FINLAND	69 957	16 270	8 657
FAROE IS	105	72	38	SWITZERLAND	887 130	129 029	68 600
NORWAY	419	750	401	AUSTRIA	1 159 091	137 286	72 888
SWEDEN	1 512	4 355	2 314	MALTA	3 337	801	426
FINLAND	221	764	407	YUGOSLAVIA	63 290	18 146	9 656
SWITZERLAND	2 329	4 472	2 375	TURKEY	10 970	3 103	1 657
AUSTRIA	5 178	7 119	3 785	SOVIET UNION	44 667	10 662	5 653
YUGOSLAVIA	111	225	118	POLAND	1 768	661	352
SOVIET UNION	76	79	42	CZECHOSLOVA	10 012	2 548	1 361
CZECHOSLOVA	74	152	83	HUNGARY	3 861	1 119	595
HUNGARY	714	1 932	1 019	ROMANIA	3 602	2 002	1 064
BULGARIA	21	73	39	ALGERIA	1 069	277	149
REP S AFRICA	832	4 054	2 147	LIBYA	2 414	743	389
USA	643	2 451	1 306	EGYPT	7 722	3 826	2 048
CANADA	288	1 097	579	NIGERIA	3 888	1 042	559
MEXICO	141	557	291	CAMEROON	632	158	83
BRAZIL	40	274	143	ETHIOPIA	604	154	84
CHILE	118	944	498	KENYA	552	202	103
CYPRUS	13	61	34	REP S AFRICA	5 987	1 398	743
IRAQ	432	210	111	USA	52 613	30 614	16 274
ISRAEL	84	502	269	CANADA	4 786	3 194	1 715
THAILAND	71	98	50	MEXICO	594	503	261
SOUTH KOREA	56	297	158	BRAZIL	307	164	88
JAPAN	313	639	332	CYPRUS	2 628	1 032	546
AUSTRALIA	413	1 960	1 030	LEBANON	731	427	230
NEW ZEALAND	31	126	67	SYRIA	358	113	61
634 VENEERS, PLYWOOD, ETC.				IRAQ	3 645	728	389
IMPORTS	15 284 926	1 730 664	921 322	ISRAEL	225	91	48
FRANCE	1 827 194	190 351	101 281	JORDAN	25 678	3 757	1 988
BELGIUM LUX	2 274 234	155 315	82 678	SAUDI ARABIA	776	158	88
NETHERLANDS	208 775	25 679	13 642	KUWAIT	34 414	4 095	2 191
ITALY	859 960	181 915	96 854	BAHRAIN	975	209	112
UNTD KINGDOM	45 209	5 090	2 718	ARAB EMIRAT	1 997	255	133
IRELAND	11 905	1 108	584	PAKISTAN	1 742	411	216
DENMARK	156 905	34 647	18 430	SRI LANKA	1 252	215	111
GREECE	15 745	3 158	1 676	THAILAND	1 890	489	263
PORTUGAL	31 825	4 320	2 311	MALAYSIA	1 172	387	205
SPAIN	34 789	7 376	3 919	SINGAPORE	152	94	51
NORWAY	11 252	1 698	921	PHILIPPINES	3 906	1 730	919
SWEDEN	180 126	20 756	11 037	CHINA	1 572	203	111
FINLAND	847 718	199 494	106 389	SOUTH KOREA	718	355	189
SWITZERLAND	1 345 947	110 788	58 923	JAPAN	5 458	2 517	1 356
AUSTRIA	3 324 184	243 905	129 712	TAIWAN	15 428	4 425	2 359
YUGOSLAVIA	308 075	33 364	17 746	HONG KONG	32 125	3 705	1 971
TURKEY	1 478	336	179	AUSTRALIA	1 462	394	208
SOVIET UNION	165 384	14 370	7 692	NEW ZEALAND	8 612	4 258	2 256
POLAND	251 161	12 977	6 885		995	611	321
CZECHOSLOVA	627 012	24 450	12 975	635 WOOD MANUFACTURES, NES			
HUNGARY	68 739	3 643	1 928	IMPORTS	5 458 599	1 216 758	647 293
ROMANIA	81 083	6 565	3 473	FRANCE	275 480	67 672	36 052
BULGARIA	1 764	129	70	BELGIUM LUX	205 106	58 785	31 294
TUNISIA	3 566	750	392	NETHERLANDS	567 735	104 399	55 503
LIBERIA	3 352	1 377	724	ITALY	125 780	119 596	63 669
IVORY COAST	176 318	26 221	13 911	UNTD KINGDOM	64 001	12 185	6 457
GHANA	38 708	8 170	4 357	IRELAND	1 044	485	264
CAMEROON	2 704	501	265	DENMARK	358 303	129 242	68 787
GABON	13 823	2 863	1 517	GREECE	1 125	457	241
CONGO	60 895	13 642	7 260	PORTUGAL	37 688	10 781	5 761
ZAIRE	26 639	6 388	3 386	SPAIN	16 897	11 642	6 183
REP S AFRICA	24 247	2 054	1 093	NORWAY	44 840	15 083	7 995
USA	894 037	191 762	102 242	SWEDEN	282 503	101 727	54 260
CANADA	189 159	30 136	16 151	FINLAND	85 789	37 382	19 891
PANAMA	2 548	818	433	SWITZERLAND	49 077	28 976	15 434
COLOMBIA	60	89	46	AUSTRIA	567 355	169 359	89 966
ECUADOR	384	466	249	YUGOSLAVIA	168 900	50 854	27 105
BRAZIL	435 383	54 361	28 909	TURKEY	2 923	1 957	1 038
CHILE	34 883	2 183	1 158	SOVIET UNION	6 608	813	433

6 IMPORTS AND EXPORTS (SPECIAL TRADE) BY GROUPS OF THE SITC-REV. III AND BY COUNTRIES OF PRODUCTION AND CONSUMPTION 1989

GROUP COUNTRY	DT = 100 KG	1 000 DM	1 000 \$	GROUP COUNTRY	DT = 100 KG	1 000 DM	1 000 \$
POLAND	535 603	32 745	17 293	ISRAEL	3 822	1 492	778
CZECHOSLOVA	788 214	30 569	16 267	JORDAN	1 104	325	172
HUNGARY	630 949	31 966	17 018	SAUDI ARABIA	5 483	2 106	1 118
ROMANIA	112 845	17 711	9 417	KUWAIT	3 774	1 105	585
BULGARIA	1 185	119	63	BAHRAIN	2 577	467	242
TUNISIA	150	158	84	ARAB EMIRAT	984	373	196
IVORY COAST	639	190	99	NORTH YEMEN	46	99	50
GHANA	511	156	84	PAKISTAN	1 908	547	290
KENYA	79	122	65	THAILAND	1 278	242	127
TANZANIA	193	125	68	INDONESIA	1 308	522	279
MAURITIUS	39	172	91	MALAYSIA	84	175	90
ZIMBABWE	763	75	40	SINGAPORE	1 778	804	434
MALAWI	293	60	32	PHILIPPINES	480	139	74
REP S AFRICA	10 008	3 572	1 889	CHINA	357	232	119
USA	15 436	5 146	2 729	SOUTH KOREA	1 188	426	227
CANADA	19 050	4 327	2 290	JAPAN	6 405	7 035	3 734
MEXICO	163	196	105	TAIWAN	4 183	814	430
ECUADOR	211	303	164	HONG KONG	2 821	1 245	688
PERU	76	143	76	AUSTRALIA	2 839	1 973	1 053
BRAZIL	38 179	9 588	5 096	NEW ZEALAND	144	139	76
CHILE	244	418	220	AMER OCEANIA	416	123	66
PARAGUAY	1 176	196	104				
ISRAEL	266	378	205				
INDIA	1 441	1 957	1 034				
SRI LANKA	1 064	628	336				
THAILAND	55 089	22 705	12 066				
VIETNAM	346	590	310				
INDONESIA	114 045	20 472	10 880				
MALAYSIA	87 884	17 483	9 341				
SINGAPORE	86 465	16 929	9 027				
PHILIPPINES	8 144	9 026	4 806				
CHINA	41 741	26 811	14 225				
SOUTH KOREA	13 049	6 548	3 500				
JAPAN	1 719	3 595	1 908				
TAIWAN	25 369	27 217	14 452				
HONG KONG	3 667	2 350	1 253				
EXPORTS	2 753 889	916 521	487 246				
FRANCE	301 063	79 913	42 559				
BELGIUM LUX	329 863	99 768	53 077				
NETHERLANDS	499 734	108 126	57 509				
ITALY	142 517	31 728	16 868				
UNTD KINGDOM	69 409	40 798	21 692				
IRELAND	12 121	3 829	2 031				
DENMARK	64 533	20 745	11 047				
GREECE	14 155	13 489	7 177				
PORTUGAL	6 567	3 327	1 779				
SPAIN	31 314	12 835	6 794				
CANARY IS	1 154	1 037	552				
ICELAND	2 198	1 013	535				
NORWAY	11 764	5 856	3 116				
SWEDEN	38 626	12 291	6 565				
FINLAND	47 195	25 254	13 434				
SWITZERLAND	755 940	242 794	128 920				
AUSTRIA	286 496	125 857	66 913				
MALTA	438	179	93				
YUGOSLAVIA	14 376	3 337	1 794				
TURKEY	9 148	4 219	2 240				
SOVIET UNION	4 013	3 991	2 082				
POLAND	3 182	1 723	923				
CZECHOSLOVA	2 121	578	305				
HUNGARY	3 045	1 186	640				
ROMANIA	771	154	81				
BULGARIA	513	189	101				
MOROCCO	1 551	1 204	635				
ALGERIA	1 027	633	338				
TUNISIA	118	164	88				
LIBYA	2 958	1 299	695				
EGYPT	1 401	400	218				
SUDAN	91	96	50				
SENEGAL	97	58	30				
GAMBIA	50	96	50				
GUINEA	42	65	32				
IVORY COAST	45	72	39				
NIGERIA	1 217	1 405	758				
ZAIRE	108	213	115				
UGANDA	95	107	54				
REUNION	241	105	55				
MALAWI	91	179	96				
REP S AFRICA	1 499	1 524	827				
USA	35 572	35 894	19 052				
CANADA	3 407	2 667	1 429				
MEXICO	402	259	136				
GUATEMALA	43	67	37				
EL SALVADOR	71	91	49				
CUBA	95	242	129				
NETH ANTILL	825	375	193				
VENEZUELA	90	122	65				
PERU	47	81	42				
BRAZIL	212	236	126				
CHILE	143	74	40				
CYPRUS	766	245	132				
LEBANON	193	114	62				
SYRIA	1 227	109	57				
IRAQ	3 246	2 502	1 336				
IRAN	166	90	48				
				641 PAPER AND PAPERBOARD			
				IMPORTS	58 559 614	9 288 038	4 940 093
				FRANCE	5 851 381	1 086 833	578 444
				BELGIUM LUX	1 913 446	553 562	294 547
				NETHERLANDS	5 994 762	914 425	486 373
				ITALY	3 432 784	664 982	354 033
				UNTD KINGDOM	1 261 409	352 028	187 591
				IRELAND	11 654	1 755	922
				DENMARK	537 217	60 655	32 242
				GREECE	393	115	60
				PORTUGAL	252 503	27 553	14 530
				SPAIN	359 584	60 710	32 285
				FAROE IS	249	56	32
				NORWAY	2 615 274	311 121	165 354
				SWEDEN	11 938 463	1 823 535	969 599
				FINLAND	10 539 945	1 519 374	808 466
				SWITZERLAND	1 941 268	288 598	153 556
				AUSTRIA	5 854 800	874 390	465 317
				YUGOSLAVIA	267 289	32 822	17 411
				TURKEY	524	129	69
				SOVIET UNION	351 172	25 049	13 234
				POLAND	362 501	29 221	15 500
				CZECHOSLOVA	535 721	46 016	24 545
				HUNGARY	173 858	15 068	8 009
				ROMANIA	250 933	31 412	16 631
				BULGARIA	10 490	1 435	762
				LIBERIA	206	98	49
				REP S AFRICA	192 200	17 983	9 637
				USA	1 432 188	196 291	104 003
				CANADA	1 680 232	173 951	91 989
				VENEZUELA	243	83	43
				BRAZIL	625 348	74 428	39 405
				CHILE	20 337	3 196	1 706
				ARGENTINA	4 135	558	297
				ISRAEL	8 018	3 781	2 048
				THAILAND	252	58	31
				SINGAPORE	3 694	611	325
				CHINA	683	527	281
				SOUTH KOREA	544	1 283	684
				JAPAN	111 121	91 399	48 530
				TAIWAN	477	714	376
				HONG KONG	20 885	1 961	1 053
				EXPORTS	43 640 685	9 004 275	4 788 165
				FRANCE	9 497 852	1 742 615	927 575
				BELGIUM LUX	3 852 028	685 459	364 630
				NETHERLANDS	5 626 868	1 016 673	540 710
				ITALY	4 282 501	815 674	433 805
				UNTD KINGDOM	5 188 957	1 163 690	617 964
				IRELAND	158 701	37 194	19 811
				DENMARK	725 395	143 928	76 594
				GREECE	343 310	67 382	35 819
				PORTUGAL	112 324	39 588	21 078
				SPAIN	1 656 239	346 981	184 809
				CANARY IS	3 763	1 833	980
				ICELAND	16 964	4 412	2 357
				NORWAY	145 756	41 680	22 219
				SWEDEN	439 832	133 558	71 061
				FINLAND	170 620	62 145	33 103
				SWITZERLAND	1 831 081	461 890	245 634
				AUSTRIA	2 070 893	431 855	229 716
				MALTA	6 271	1 662	871
				YUGOSLAVIA	158 241	55 838	29 633
				TURKEY	102 758	26 613	14 230
				SOVIET UNION	573 705	178 414	94 774
				POLAND	122 962	37 856	20 135
				CZECHOSLOVA	80 500	18 261	9 682
				HUNGARY	254 575	71 298	37 844
				ROMANIA	6 888	2 982	1 627
				BULGARIA	56 691	13 481	7 184
				ALBANIA	2 724	861	458
				MOROCCO	26 204	5 919	3 151

6 IMPORTS AND EXPORTS (SPECIAL TRADE) BY GROUPS OF THE SITC-REV. III AND BY COUNTRIES OF PRODUCTION AND CONSUMPTION 1989

GROUP COUNTRY	DT = 100 KG	1 000 DM	1 000 \$	GROUP COUNTRY	DT = 100 KG	1 000 DM	1 000 \$
ALGERIA	200 847	22 781	12 029	JAPAN	257 552	83 641	44 498
TUNISIA	16 810	4 879	2 571	TAIWAN	36 274	11 028	5 878
LIBYA	9 563	3 271	1 689	HONG KONG	171 985	35 742	18 925
EGYPT	160 819	28 162	15 024	AUSTRALIA	633 780	160 420	85 291
SUDAN	4 680	1 638	883	PAPUA NEW G	3 804	777	417
MAURITANIA	152	82	45	NEW ZEALAND	86 293	24 109	12 821
MALI	368	295	162	NEW CALEDON	2 290	688	366
BURKINA FASO	933	203	115	FIJI	1 866	508	274
NIGER	584	94	48	FR POLYNESIA	206	90	48
SENEGAL	1 997	482	252				
GAMBIA	181	85	35	642 PAPER, PAPERBOARD, CUT ETC			
SIERRA LEONE	995	167	86	IMPORTS	6 904 551	2 113 977	1 125 608
LIBERIA	389	188	98	FRANCE	1 083 355	361 354	192 698
IVORY COAST	4 341	1 290	684	BELGIUM LUX	261 346	105 909	56 408
GHANA	5 578	742	393	NETHERLANDS	1 057 250	301 525	160 702
TOGO	503	132	71	ITALY	839 951	267 908	142 769
NIGERIA	50 079	14 861	7 864	UNITO KINGDOM	170 159	88 053	46 832
CAMEROON	9 041	1 914	1 009	IRELAND	1 833	2 239	1 199
CENT AFR REP	135	93	50	DENMARK	296 368	77 195	41 131
GABON	392	312	166	GREECE	8 492	2 582	1 377
CONGO	315	139	75	PORTUGAL	8 749	5 905	3 133
ZAIRE	2 819	2 478	1 308	SPAIN	41 255	16 651	8 816
RWANDA	103	86	46	NORWAY	32 628	7 590	4 039
BURUNDI	327	66	35	SWEDEN	520 383	127 117	67 577
ANGOLA	253	119	62	FINLAND	287 944	54 132	28 848
ETHIOPIA	3 702	817	433	SWITZERLAND	325 478	102 566	54 607
DJIBOUTI	209	72	42	AUSTRIA	1 522 040	375 702	200 037
KENYA	43 448	6 473	3 424	YUGOSLAVIA	144 474	31 774	16 973
UGANDA	991	264	136	TURKEY	739	577	304
TANZANIA	5 164	921	488	SOVIET UNION	241	326	174
SEYCHELLES	115	58	32	POLAND	16 612	2 967	1 574
MOZAMBIQUE	774	461	245	CZECHOSLOVA	24 810	5 085	2 692
MADAGASCAR	64	71	33	HUNGARY	7 330	1 071	568
REUNION	747	218	111	ROMANIA	726	112	58
MAURITIUS	2 064	688	358	TUNISIA	3 668	2 930	1 551
ZAMBIA	1 911	427	220	REP S AFRICA	170	71	39
ZIMBABWE	3 807	1 787	964	USA	74 056	67 430	35 669
MALAWI	1 154	397	207	CANADA	451	477	249
REP S AFRICA	377 499	90 694	48 464	MEXICO	62	142	75
USA	2 044 077	441 397	234 231	BRAZIL	56 953	11 173	5 931
CANADA	180 788	59 962	31 856	ARGENTINA	7 744	1 392	744
MEXICO	8 441	5 196	2 737	ISRAEL	4 434	2 792	1 459
GUATEMALA	2 346	972	521	INDIA	182	520	279
EL SALVADOR	1 423	646	345	THAILAND	605	1 077	574
NICARAGUA	527	99	54	INDONESIA	459	217	116
COSTA RICA	1 753	1 072	564	MALAYSIA	1 497	1 040	548
PANAMA	1 141	622	332	SINGAPORE	450	418	221
CUBA	304	110	59	PHILIPPINES	305	529	279
HAITI	57	66	35	CHINA	24 973	16 727	8 855
DOMINIC REP	5 105	928	486	SOUTH KOREA	38 219	18 059	9 603
GUADELOUPE	368	156	84	JAPAN	20 682	32 789	17 428
JAMAICA	4 003	1 213	637	TAIWAN	6 895	8 560	4 537
BARBADOS	2 749	680	356	HONG KONG	9 633	8 694	4 630
TRINIDAD TOB	2 286	752	405	AUSTRALIA	74	160	79
NETH ANTILL	1 480	468	247				
COLOMBIA	4 178	1 964	1 033	EXPORTS	11 559 548	4 786 151	2 546 659
VENEZUELA	8 303	3 872	2 065	FRANCE	1 671 444	749 962	398 858
SURINAME	1 008	215	115	BELGIUM LUX	1 083 669	418 170	222 485
ECUADOR	3 196	1 341	700	NETHERLANDS	2 700 847	883 775	470 239
PERU	1 653	665	357	ITALY	799 951	348 398	185 763
BRAZIL	18 680	9 443	5 064	UNITO KINGDOM	1 413 969	662 215	352 258
CHILE	27 494	11 696	6 195	IRELAND	78 918	41 449	22 117
BOLIVIA	636	277	147	DENMARK	433 048	145 841	77 626
PARAGUAY	282	100	52	GREECE	167 208	81 037	42 979
URUGUAY	1 490	730	390	PORTUGAL	38 407	15 599	8 304
ARGENTINA	4 106	2 529	1 363	SPAIN	170 914	73 970	39 391
CYPRUS	39 492	7 246	3 864	CANARY IS	14 155	6 514	3 423
LEBANON	11 594	2 220	1 198	ICELAND	8 476	4 526	2 397
SYRIA	31 983	5 807	3 135	NORWAY	70 413	35 096	18 740
IRAQ	26 249	7 694	4 061	SWEDEN	191 662	108 334	57 736
IRAN	117 298	28 073	15 096	FINLAND	84 882	47 693	25 361
ISRAEL	243 478	50 811	27 058	SWITZERLAND	834 479	371 657	197 755
JORDAN	44 931	6 570	3 518	AUSTRIA	759 882	317 191	168 894
SAUDI ARABIA	139 586	32 553	17 280	ANDORRA	3 899	2 267	1 194
KUWAIT	37 428	8 325	4 389	MALTA	7 984	3 157	1 666
BAHRAIN	8 565	2 221	1 169	YUGOSLAVIA	57 190	22 357	11 911
QATAR	1 848	651	344	TURKEY	15 120	7 333	3 894
ARAB EMIRAT	38 190	9 507	5 042	SOVIET UNION	136 641	37 037	19 798
OMAN	4 157	844	439	POLAND	37 300	14 324	7 634
NORTH YEMEN	15 770	2 199	1 149	CZECHOSLOVA	15 600	7 832	4 146
SOUTH YEMEN	1 862	418	235	HUNGARY	47 853	18 465	9 840
AFGHANISTAN	1 416	353	196	ROMANIA	22 062	5 597	2 985
PAKISTAN	47 532	10 260	5 469	BULGARIA	23 069	10 029	5 376
INDIA	33 960	14 243	7 581	ALBANIA	2 460	950	493
BANGLADESH	2 428	521	280	MOROCCO	6 712	3 155	1 671
SRI LANKA	7 167	1 346	712	ALGERIA	1 925	1 073	580
NEPAL	662	126	68	TUNISIA	8 724	3 147	1 660
BURMA	1 647	470	257	LIBYA	35 557	12 569	6 739
THAILAND	68 439	18 334	9 664	EGYPT	9 948	3 386	1 803
INDONESIA	21 547	11 495	6 073	SUDAN	3 556	1 950	1 077
MALAYSIA	71 208	12 537	6 655	MALI	210	140	73
BRUNEI	1 791	275	158	BURKINA FASO	208	110	58
SINGAPORE	82 714	17 790	9 432	NIGER	157	111	57
PHILIPPINES	24 582	5 191	2 756	SENEGAL	355	221	115
CHINA	524 170	69 301	36 581				
NORTH KOREA	373	156	84				
SOUTH KOREA	27 091	14 416	7 593				

6 IMPORTS AND EXPORTS (SPECIAL TRADE) BY GROUPS OF THE SITC-REV. III AND BY COUNTRIES OF PRODUCTION AND CONSUMPTION 1989

GROUP COUNTRY	DT = 100 KG	1 000 DM	1 000 \$	GROUP COUNTRY	DT = 100 KG	1 000 DM	1 000 \$
GUINEA	401	174	97	651 TEXTILE YARN			
SIERRA LEONE	175	134	71				
LIBERIA	886	500	263	IMPORTS	4 611 164	4 042 971	2 152 207
IVORY COAST	1 235	1 106	577	FRANCE	345 536	404 978	215 651
GHANA	289	140	70	BELGIUM LUX	499 409	332 630	176 874
TOGO	250	125	67	NETHERLANDS	518 366	430 622	229 075
BENIN	83	68	37	ITALY	667 300	749 949	398 971
NIGERIA	3 938	1 596	847	UNITED KINGDOM	256 412	269 189	143 339
CAMEROON	1 733	1 081	568	IRELAND	11 985	19 427	10 345
CENT AFR REP	58	69	37	DENMARK	58 729	67 364	35 801
GABON	1 090	607	322	GREECE	214 018	156 277	83 194
CONGO	1 007	526	281	PORTUGAL	11 726	10 698	5 687
ZAIRE	2 062	799	422	SPAIN	136 752	85 741	45 790
RWANDA	538	370	196	NORWAY	4 395	2 057	1 101
BURUNDI	199	117	62	SWEDEN	17 231	10 223	5 462
ANGOLA	200	410	221	FINLAND	5 327	2 965	1 578
ETHIOPIA	2 294	1 717	927	SWITZERLAND	210 484	337 224	179 539
DJIBOUTI	92	66	35	AUSTRIA	197 607	195 655	104 153
KENYA	1 247	443	227	MALTA	38	84	47
UGANDA	115	80	42	YUGOSLAVIA	45 431	45 423	24 212
TANZANIA	1 246	408	210	TURKEY	357 689	190 828	101 950
MADAGASCAR	384	292	152	SOVIET UNION	5 488	4 899	2 649
REUNION	454	370	200	POLAND	6 585	1 630	866
MAURITIUS	255	149	80	CZECHOSLOVAKIA	126 330	38 621	20 553
ZAMBIA	65	64	31	HUNGARY	25 837	13 360	7 115
ZIMBABWE	398	400	212	ROMANIA	6 267	3 324	1 766
MALAWI	634	350	183	BULGARIA	3 093	1 290	700
REP S AFRICA	11 249	6 582	3 491	MOROCCO	2 031	2 240	1 186
USA	153 297	83 440	44 376	TUNISIA	18	278	147
CANADA	18 864	13 629	7 263	EGYPT	133 220	107 455	57 243
MEXICO	1 693	1 952	1 035	SUDAN	553	193	106
BERMUDA	789	229	119	SENEGAL	258	153	84
GUATEMALA	542	308	162	IVORY COAST	888	441	236
HONDURAS	106	69	35	BENIN	72	71	38
COSTA RICA	285	361	191	KENYA	826	344	188
PANAMA	695	504	266	TANZANIA	2 478	854	453
CUBA	794	635	341	MADAGASCAR	4 350	874	467
HAITI	81	175	95	ZAMBIA	973	462	252
BAHAMAS	1 659	398	204	ZIMBABWE	17 565	7 335	3 920
DOMINIC REP	613	592	323	REP S AFRICA	19 151	11 361	6 040
GUADELOUPE	921	307	160	CANADA	192 906	203 692	108 294
MARTINIQUE	667	253	132	MEXICO	20 889	19 593	10 419
JAMAICA	110	196	103	EL SALVADOR	5 043	2 753	1 477
ST VINCENT	291	165	86	COLOMBIA	8 001	3 934	2 101
BARBADOS	155	214	111	VENEZUELA	6 913	3 948	2 087
TRINIDAD TOB	224	209	109	PERU	1 298	1 801	965
NETH ANTILL	327	254	135	BRAZIL	26 947	30 356	16 125
COLOMBIA	260	520	276	CHILE	106 992	63 385	33 707
VENEZUELA	661	526	278	ARGENTINA	626	502	266
SURINAME	312	136	72	CYPRUS	14 244	8 446	4 512
FRENCH GUIAN	198	94	50	SYRIA	136	71	37
ECUADOR	440	417	221	ISRAEL	1 957	1 175	624
PERU	249	241	129	PAKISTAN	5 964	12 355	6 584
BRAZIL	2 366	2 309	1 240	INDIA	24 215	11 571	6 201
CHILE	12 807	4 877	2 573	BANGLADESH	63 463	26 553	14 147
BOLIVIA	369	294	152	SRI LANKA	58 204	9 641	5 117
PARAGUAY	128	80	47	THAILAND	874	230	122
URUGUAY	359	329	175	INDONESIA	21 983	10 143	5 303
ARGENTINA	2 031	1 554	824	MALAYSIA	10 722	6 658	3 536
CYPRUS	16 282	5 229	2 782	SINGAPORE	8 073	5 817	3 114
LEBANON	507	372	198	CHINA	730	360	190
SYRIA	601	478	263	SOUTH KOREA	18 077	31 994	17 077
IRAQ	8 661	6 000	3 217	JAPAN	39 685	24 834	13 247
IRAN	11 389	4 408	2 360	TAIWAN	40 006	42 071	22 413
ISRAEL	36 135	20 461	10 805	HONG KONG	18 236	12 497	6 663
JORDAN	3 367	1 880	1 002	NEW ZEALAND	275	1 558	832
SAUDI ARABIA	39 136	12 843	6 839		128	318	166
KUWAIT	7 680	4 196	2 216	EXPORTS	5 353 395	5 472 463	2 913 734
BAHRAIN	3 851	1 346	717	FRANCE	788 877	701 048	373 443
QATAR	689	419	225	BELGIUM LUX	589 293	480 370	255 814
ARAB EMIRAT	10 387	3 963	2 114	NETHERLANDS	607 369	515 466	274 399
OMAN	1 336	861	453	ITALY	674 984	908 788	484 209
NORTH YEMEN	15 459	10 718	5 697	UNITED KINGDOM	618 560	564 344	300 274
AFGHANISTAN	53	60	32	IRELAND	42 769	52 301	27 829
PAKISTAN	3 018	1 333	705	DENMARK	180 951	143 438	76 370
INDIA	6 664	3 393	1 799	GREECE	89 627	90 324	48 078
BANGLADESH	225	109	60	PORTUGAL	80 354	80 363	42 917
SRI LANKA	346	385	217	SPAIN	148 318	127 700	67 985
NEPAL	246	77	41	CANARY IS	74	241	128
BURMA	60	65	34	ICELAND	416	853	453
THAILAND	4 980	2 382	1 271	NORWAY	19 719	24 471	13 005
KAMPUCHEA	651	255	132	SWEDEN	106 526	110 196	58 757
INDONESIA	1 651	1 205	630	FINLAND	70 804	82 742	44 046
MALAYSIA	5 842	3 251	1 718	SWITZERLAND	112 231	168 299	89 487
SINGAPORE	14 045	6 563	3 474	AUSTRIA	289 757	354 904	189 095
PHILIPPINES	1 818	914	485	ANDORRA	105	166	86
CHINA	2 013	1 213	640	YUGOSLAVIA	61 541	103 566	55 195
SOUTH KOREA	27 041	12 268	6 490	TURKEY	85 809	70 939	37 653
JAPAN	19 826	16 956	9 003	SOVIET UNION	138 216	149 364	79 536
TAIWAN	28 074	20 085	10 549	POLAND	22 957	31 361	16 651
HONG KONG	55 228	23 125	12 252	CZECHOSLOVAKIA	24 872	29 653	15 723
MACAO	6 656	1 275	677	HUNGARY	66 401	65 351	34 720
AUSTRALIA	23 163	13 621	7 259	ROMANIA	2 023	6 339	3 364
NEW ZEALAND	6 544	2 746	1 452				
NEW CALEDON	684	222	115				
FIJI	209	82	45				
FR POLYNESIA	82	66	34				

6 IMPORTS AND EXPORTS (SPECIAL TRADE) BY GROUPS OF THE SITC-REV. III AND BY COUNTRIES OF PRODUCTION AND CONSUMPTION 1989

GROUP COUNTRY	DT = 100 KG	1 000 DM	1 000 \$	GROUP COUNTRY	DT = 100 KG	1 000 DM	1 000 \$
BULGARIA	5 315	10 233	5 417	CZECHOSLOVAKIA	32 117	35 252	18 851
ALBANIA	163	468	247	HUNGARY	3 644	4 054	2 156
MOROCCO	27 673	19 661	10 535	ROMANIA	1 657	1 796	954
ALGERIA	6 954	5 585	3 052	BULGARIA	3 047	1 384	759
TUNISIA	6 911	12 039	6 413	MOROCCO	66	539	280
LIBYA	6 973	2 592	1 886	TUNISIA	519	862	458
EGYPT	6 176	5 193	2 771	EGYPT	15 905	10 647	5 668
SUDAN	89	147	78	GUINEA	39	171	92
SENEGAL	19	82	43	IVORY COAST	198	133	73
IVORY COAST	266	568	302	CAMEROON	879	667	353
NIGERIA	148	582	307	TANZANIA	410	235	122
CAMEROON	100	394	214	MADAGASCAR	20 582	13 770	7 328
RWANDA	604	165	89	ZIMBABWE	741	375	200
ANGOLA	42	318	177	REP S AFRICA	339	281	146
TANZANIA	164	166	90	USA	7 365	18 480	9 833
MADAGASCAR	62	58	30	MEXICO	2 258	1 625	879
MAURITIUS	1 948	2 018	1 072	COLOMBIA	2 674	2 760	1 455
ZAMBIA	66	291	154	VENEZUELA	523	333	188
ZIMBABWE	80	146	78	PERU	12 214	9 528	5 061
MALAWI	89	82	44	BRAZIL	24 350	17 163	9 244
REP S AFRICA	35 643	31 798	16 802	PARAGUAY	162	86	49
USA	182 816	188 306	100 171	ARGENTINA	7 551	5 048	2 654
CANADA	25 737	42 310	22 508	CYPRUS	140	146	77
MEXICO	3 113	4 437	2 363	SYRIA	413	274	143
GUATEMALA	343	468	249	IRAQ	305	185	100
COSTA RICA	32	110	59	ISRAEL	546	744	402
PANAMA	204	244	131	PAKISTAN	45 525	29 054	15 568
DOMINIC REP	97	80	43	INDIA	85 356	62 052	33 260
BARBADOS	47	171	91	THAILAND	45 190	41 769	22 262
TRINIDAD TOB	89	344	183	INDONESIA	14 441	14 717	7 885
COLOMBIA	129	261	140	MALAYSIA	12 945	10 061	5 388
VENEZUELA	425	914	487	SINGAPORE	93	55	31
ECUADOR	87	163	88	PHILIPPINES	910	597	315
PERU	139	377	204	CHINA	38 865	30 343	16 252
BRAZIL	2 678	4 238	2 298	SOUTH KOREA	19 456	26 298	14 014
CHILE	3 467	3 700	1 979	JAPAN	4 541	10 217	5 453
PARAGUAY	30	110	57	TAIWAN	18 986	23 345	12 447
URUGUAY	244	314	164	HONG KONG	6 543	6 743	3 584
ARGENTINA	1 476	2 041	1 086	EXPORTS	1 356 011	2 625 866	1 399 768
CYPRUS	672	2 016	1 062	FRANCE	198 729	301 940	160 763
LEBANON	2 765	2 523	1 348	BELGIUM LUX	69 590	109 601	58 428
SYRIA	18 457	8 511	4 547	NETHERLANDS	160 822	238 646	127 077
IRAQ	6 934	9 987	5 368	ITALY	218 637	231 971	155 625
IRAN	270	247	130	UNITD KINGDOM	124 710	205 278	109 338
ISRAEL	82 775	68 588	36 572	IRELAND	3 939	6 095	3 245
JORDAN	3 225	1 439	780	DENMARK	28 329	47 629	25 478
SAUDI ARABIA	1 189	3 363	1 786	GREECE	38 273	86 995	46 494
KUWAIT	107	319	170	PORTUGAL	60 190	113 669	60 828
BAHRAIN	13	95	53	SPAIN	8 112	20 558	10 924
ARAB EMIRAT	182	743	388	CANARY IS	525	3 536	1 882
OMAN	7 236	143	76	ICELAND	355	937	492
PAKISTAN	7 757	4 380	2 341	NORWAY	2 307	8 697	4 630
INDIA	8 934	7 309	3 901	SWEDEN	10 638	25 999	13 883
SRI LANKA	4 382	5 709	3 001	FINLAND	9 411	21 161	11 257
BURMA	17	211	114	SWITZERLAND	37 526	94 894	50 537
THAILAND	2 691	3 225	1 717	AUSTRIA	62 793	169 827	90 500
VIETNAM	391	1 048	551	MALTA	11 251	21 157	11 238
INDONESIA	9 052	6 202	3 246	YUGOSLAVIA	81 054	252 771	134 935
MALAYSIA	1 507	3 018	1 623	TURKEY	16 153	32 711	17 539
SINGAPORE	550	2 866	1 528	SOVIET UNION	721	1 350	740
PHILIPPINES	612	2 114	1 125	POLAND	31 185	73 562	39 203
MONGOLIA	41	168	91	CZECHOSLOVAKIA	12 244	17 957	9 567
CHINA	5 586	6 357	3 358	HUNGARY	14 762	33 725	18 019
SOUTH KOREA	3 848	7 218	3 875	ROMANIA	11 613	33 790	18 023
JAPAN	26 304	76 410	40 517	BULGARIA	2 738	7 378	3 943
TAIWAN	3 287	3 275	1 741	ALBANIA	447	1 652	861
HONG KONG	2 299	5 970	3 159	MOROCCO	20 502	51 741	27 678
MACAO	22	136	74	ALGERIA	540	978	542
AUSTRALIA	19 441	27 468	14 579	TUNISIA	58 783	125 946	67 146
NEW ZEALAND	1 463	2 714	1 434	LIBYA	719	596	342
NEW CALEDON	16	82	42	EGYPT	528	766	415
FIJI	29	90	48	MAURITANIA	247	1 424	750
FR POLYNESIA	27	118	62	MALI	2 493	12 406	6 585
652 COTTON FABRICS, WOVEN				BURKINA FASO	291	421	223
IMPORTS	963 931	1 527 215	815 676	NIGER	1 979	7 899	4 186
FRANCE	100 593	201 786	107 650	SENEGAL	1 305	6 636	3 549
BELGIUM LUX	57 820	93 943	50 010	GAMBIA	163	640	335
NETHERLANDS	49 432	91 531	48 725	GUINEA	29	103	55
ITALY	88 583	286 064	153 463	IVORY COAST	341	771	413
UNITD KINGDOM	19 046	37 396	19 931	TOGO	577	551	307
IRELAND	8 510	9 735	5 104	BENIN	777	2 814	1 472
DENMARK	7 028	16 398	8 761	NIGERIA	1 614	6 274	3 369
GREECE	5 521	5 363	2 866	CAMEROON	100	541	289
PORTUGAL	3 048	8 043	4 299	GABON	55	294	153
SPAIN	3 991	9 794	5 211	CONGO	67	319	168
NORWAY	1 035	2 577	1 368	KENYA	102	280	152
SWEDEN	5 287	13 522	7 160	TANZANIA	140	192	103
FINLAND	1 725	4 436	2 371	REUNION	33	87	47
SWITZERLAND	33 183	132 369	70 772	MAURITIUS	1 119	3 202	1 695
AUSTRIA	44 139	139 652	74 401	COMOROS	67	101	55
YUGOSLAVIA	15 354	18 505	9 866	ZAMBIA	689	458	242
TURKEY	64 703	59 931	32 049	ZIMBABWE	38	99	50
SOVIET UNION	20 592	11 812	6 317	MALAWI	192	57	31
POLAND	2 629	2 322	1 236	REP S AFRICA	834	2 522	1 360
				USA	8 242	41 608	22 138

6 IMPORTS AND EXPORTS (SPECIAL TRADE) BY GROUPS OF THE SITC-REV. III AND BY COUNTRIES OF PRODUCTION AND CONSUMPTION 1989

GROUP COUNTRY	DT = 100 KG	1 000 DM	1 000 \$	GROUP COUNTRY	DT = 100 KG	1 000 DM	1 000 \$
CANADA	2 116	9 080	4 818	IRELAND	4 933	18 483	9 876
MEXICO	57	205	111	DENMARK	28 750	74 913	39 930
PANAMA	12	69	38	GREECE	78 970	280 955	149 780
COLOMBIA	26	82	44	PORTUGAL	50 723	197 393	105 525
VENEZUELA	163	987	523	SPAIN	30 140	78 652	41 852
BRAZIL	232	263	140	CANARY IS	95	347	184
CHILE	346	883	465	ICELAND	286	1 352	725
URUGUAY	76	153	82	NORWAY	7 706	22 920	12 200
CYPRUS	4 715	9 474	5 015	SWEDEN	22 194	67 121	35 819
LEBANON	1 056	2 142	1 140	FINLAND	20 111	60 146	32 149
SYRIA	747	1 352	735	SWITZERLAND	57 282	165 741	88 435
IRAQ	264	412	215	AUSTRIA	71 651	211 446	112 723
IRAN	101	148	78	GIBRALTAR	20	87	44
ISRAEL	2 261	5 320	2 838	MALTA	8 149	28 206	14 981
JORDAN	388	511	280	YUGOSLAVIA	126 871	480 766	256 749
SAUDI ARABIA	658	2 274	1 209	TURKEY	23 949	63 922	34 242
KUWAIT	539	1 656	883	SOVIET UNION	3 016	4 695	2 514
BAHRAIN	74	273	142	POLAND	36 373	133 150	71 120
QATAR	47	174	92	CZECHOSLOVA	7 964	22 183	11 873
ARAB EMIRAT	723	1 842	984	HUNGARY	24 423	99 215	52 905
OMAN	39	258	135	ROMANIA	29 651	99 864	53 323
PAKISTAN	354	360	190	BULGARIA	7 392	20 049	10 795
INDIA	97	182	97	ALBANIA	956	3 542	1 875
SRI LANKA	1 457	4 427	2 362	MOROCCO	26 697	92 365	49 226
THAILAND	749	2 330	1 228	ALGERIA	47	100	57
INDONESIA	219	468	248	TUNISIA	34 547	95 212	50 926
MALAYSIA	213	954	522	EGYPT	232	772	415
SINGAPORE	1 305	4 544	2 409	GUINEA	17	66	37
PHILIPPINES	638	1 606	849	IVORY COAST	663	1 066	559
CHINA	881	3 440	1 812	TOGO	76	87	46
SOUTH KOREA	1 471	7 343	3 880	BENIN	114	162	87
JAPAN	4 584	28 478	15 187	NIGERIA	747	275	144
TAIWAN	1 734	8 600	4 526	CAMEROON	292	266	143
HONG KONG	5 013	19 903	10 574	CENT AFR REP	23	80	42
AUSTRALIA	2 275	9 477	5 029	ZAIRE	53	145	77
NEW ZEALAND	458	2 245	1 196	BURUNDI	12	87	48
				ANGOLA	336	614	329
				KENYA	80	392	207
				MOZAMBIQUE	40	142	74
				REUNION	98	383	203
				MAURITIUS	651	2 241	1 190
				ZAMBIA	247	764	403
				ZIMBABWE	818	1 559	829
				REP S AFRICA	6 406	26 099	13 822
				BOTSWANA	60	285	151
				USA	39 244	146 871	78 072
				CANADA	6 090	26 662	14 208
				MEXICO	865	3 791	2 022
				GUADELOUPE	73	221	122
				MARTINIQUE	84	252	136
				JAMAICA	65	110	57
				TRINIDAD TOB	15	136	72
				COLOMBIA	44	221	115
				VENEZUELA	308	856	454
				FRENCH GUIAN	122	65	34
				ECUADOR	12	59	30
				PERU	21	100	54
				BRAZIL	321	1 007	537
				CHILE	646	1 984	1 044
				PARAGUAY	7	89	43
				URUGUAY	51	178	93
				ARGENTINA	48	227	127
				CYPRUS	2 396	7 870	4 195
				LEBANON	755	1 889	1 017
				SYRIA	725	1 470	787
				IRAQ	257	915	495
				IRAN	1 186	2 252	1 187
				ISRAEL	11 610	31 157	16 608
				JORDAN	428	763	404
				SAUDI ARABIA	1 792	6 004	3 191
				KUWAIT	1 125	3 730	2 000
				BAHRAIN	167	472	250
				QATAR	61	280	152
				ARAB EMIRAT	1 252	4 614	2 455
				OMAN	24	136	71
				INDIA	1 213	1 165	618
				SRI LANKA	3 207	10 727	5 698
				BURMA	6	65	35
				THAILAND	744	2 623	1 401
				INDONESIA	365	1 045	556
				MALAYSIA	789	1 980	1 062
				SINGAPORE	2 209	7 307	3 867
				PHILIPPINES	713	2 341	1 245
				CHINA	1 889	7 154	3 809
				SOUTH KOREA	4 152	22 323	11 871
				JAPAN	3 372	20 556	10 983
				TAIWAN	2 224	11 190	5 954
				HONG KONG	8 291	32 826	17 443
				MACAO	22	107	58
				AUSTRALIA	3 576	16 807	8 905
				NEW ZEALAND	2 378	8 610	4 565
653 FABRICS, MAN-MADE FIBRES				654 OTH. TEXTILE FABRIC, WOVEN			
IMPORTS	1 138 633	2 692 075	1 436 229	IMPORTS	525 164	1 734 009	922 089
FRANCE	160 615	429 744	229 139	FRANCE	118 272	171 825	91 429
BELGIUM LUX	126 796	248 756	132 615				
NETHERLANDS	60 357	129 814	69 274				
ITALY	214 204	796 423	425 846				
UNTD KINGDOM	71 988	67 717	36 085				
IRELAND	422	727	387				
DENMARK	3 455	7 447	3 989				
GREECE	8 164	6 528	3 480				
PORTUGAL	10 430	37 885	20 158				
SPAIN	15 627	46 858	24 988				
NORWAY	268	505	266				
SWEDEN	3 761	13 692	7 303				
FINLAND	771	3 089	1 639				
SWITZERLAND	28 280	123 747	65 984				
AUSTRIA	49 628	156 711	83 424				
MALTA	43	107	56				
YUGOSLAVIA	9 458	14 688	7 867				
TURKEY	11 535	27 128	14 503				
SOVIET UNION	8 107	5 999	3 202				
POLAND	2 282	2 302	1 230				
CZECHOSLOVA	16 037	23 167	12 378				
HUNGARY	20 968	11 388	6 086				
ROMANIA	3 050	2 284	1 220				
BULGARIA	707	1 211	634				
MOROCCO	233	482	256				
TUNISIA	79	187	96				
REP S AFRICA	82	210	112				
USA	8 725	34 731	18 482				
CANADA	101	312	167				
PERU	813	984	522				
BRAZIL	10 881	5 303	2 805				
ARGENTINA	723	258	137				
CYPRUS	134	183	105				
ISRAEL	96	138	72				
PAKISTAN	12 176	7 413	3 965				
INDIA	2 602	2 166	1 163				
THAILAND	27 217	26 126	13 986				
INDONESIA	24 069	34 941	18 627				
MALAYSIA	13 538	15 689	8 430				
SINGAPORE	117	145	78				
PHILIPPINES	571	690	371				
CHINA	32 020	29 291	15 586				
NORTH KOREA	33	59	31				
SOUTH KOREA	26 134	66 844	35 615				
JAPAN	34 070	171 858	91 579				
TAIWAN	116 759	134 784	71 578				
HONG KONG	429	1 137	594				
AUSTRALIA	32	101	52				
EXPORTS	1 661 813	4 648 833	2 478 402				
FRANCE	189 656	393 849	209 779				
BELGIUM LUX	95 712	167 704	89 384				
NETHERLANDS	213 447	474 870	252 829				
ITALY	149 714	368 338	196 235				
UNTD KINGDOM	194 164	494 016	253 146				

6 IMPORTS AND EXPORTS (SPECIAL TRADE) BY GROUPS OF THE SITC-REV. III AND BY COUNTRIES OF PRODUCTION AND CONSUMPTION 1989

GROUP COUNTRY	DT = 100 KG	1 000 DM	1 000 \$	GROUP COUNTRY	DT = 100 KG	1 000 DM	1 000 \$
BELGIUM LUX	34 073	51 344	27 311	MALAYSIA	55	330	174
NETHERLANDS	47 110	100 222	53 487	SINGAPORE	136	969	508
ITALY	168 616	904 700	481 042	PHILIPPINES	87	508	275
UNTD KINGDOM	19 309	85 323	45 172	CHINA	1 069	2 782	1 484
IRELAND	912	6 067	3 254	SOUTH KOREA	1 945	12 624	6 730
DENMARK	1 679	7 582	4 031	JAPAN	6 439	36 023	19 075
GREECE	825	1 550	819	TAIWAN	6 369	9 939	5 276
PORTUGAL	1 201	5 138	2 711	HONG KONG	2 077	9 692	5 157
SPAIN	2 528	13 638	7 254	AUSTRALIA	631	4 563	2 428
NORWAY	32	195	103	NEW ZEALAND	378	1 476	789
SWEDEN	4 777	7 210	3 870				
FINLAND	232	190	99	655 KNIT.CROCHET.FABRIC NES			
SWITZERLAND	19 200	84 435	44 688	IMPORTS	288 695	656 920	350 381
AUSTRIA	22 041	62 451	33 148	FRANCE	20 526	47 621	25 428
YUGOSLAVIA	5 757	8 747	4 657	BELGIUM LUX	15 163	31 847	17 046
TURKEY	2 929	8 352	4 404	NETHERLANDS	28 014	55 324	29 430
SOVIET UNION	303	458	245	ITALY	104 740	254 886	141 452
POLAND	2 791	4 297	2 292	UNTD KINGDOM	14 945	32 662	17 361
CZECHOSLOVA	13 125	9 144	4 861	IRELAND	16	64	36
HUNGARY	196	277	150	DENMARK	770	2 607	1 384
ROMANIA	31	105	57	GREECE	2 218	4 230	2 255
BULGARIA	316	971	512	PORTUGAL	480	1 003	530
REP S AFRICA	65	209	108	SPAIN	9 134	15 803	8 430
USA	5 898	10 351	5 472	SWEDEN	1 707	3 134	1 660
CANADA	4 314	4 971	2 697	FINLAND	152	340	177
PERU	165	962	504	SWITZERLAND	12 890	35 748	21 211
BRAZIL	1 045	284	150	AUSTRIA	41 274	111 217	59 209
URUGUAY	3 324	15 115	8 037	MALTA	510	573	302
ARGENTINA	10	58	30	YUGOSLAVIA	769	1 339	722
ISRAEL	145	757	391	TURKEY	12 281	10 995	5 902
INDIA	15 129	43 198	22 981	POLAND	5 929	4 770	2 535
BANGLADESH	9 991	1 473	782	CZECHOSLOVA	9 307	5 617	3 005
SRI LANKA	150	405	208	HUNGARY	716	529	284
THAILAND	1 381	1 427	755	USA	2 724	9 897	5 301
CHINA	8 465	96 736	51 652	CAYMAN IS	46	111	55
SOUTH KOREA	1 538	7 286	3 894	ISRAEL	185	402	214
JAPAN	1 312	4 544	2 421	PAKISTAN	114	70	37
TAIWAN	5 444	4 233	2 255	THAILAND	27	69	37
HONG KONG	484	7 575	4 050	INDONESIA	106	163	84
EXPORTS	383 863	1 293 114	684 342	MALAYSIA	126	169	91
FRANCE	19 929	53 037	28 213	CHINA	690	2 229	1 159
BELGIUM LUX	14 026	37 172	19 753	SOUTH KOREA	519	1 541	811
NETHERLANDS	47 979	87 279	46 379	JAPAN	1 708	6 399	3 355
ITALY	31 805	149 077	79 426	TAIWAN	291	414	221
UNTD KINGDOM	14 872	51 631	27 382	HONG KONG	452	915	492
IRELAND	3 403	6 847	3 616	EXPORTS	495 777	1 206 269	641 488
DENMARK	3 413	7 363	3 919	FRANCE	71 348	163 471	86 959
GREECE	14 716	62 625	32 891	BELGIUM LUX	36 131	65 659	34 959
PORTUGAL	12 149	53 415	28 188	NETHERLANDS	54 909	116 623	62 037
SPAIN	7 607	17 055	9 072	ITALY	31 713	71 194	38 035
CANARY IS	23	103	53	UNTD KINGDOM	37 446	102 524	54 473
ICELAND	125	233	120	IRELAND	5 838	17 154	9 148
NORWAY	3 354	5 144	2 728	DENMARK	5 484	14 149	7 546
SWEDEN	10 379	16 943	9 058	GREECE	21 513	52 801	28 057
FINLAND	1 856	7 632	4 048	PORTUGAL	9 367	28 635	15 263
SWITZERLAND	28 605	84 506	44 822	SPAIN	5 224	16 917	9 017
AUSTRIA	35 571	72 427	38 344	CANARY IS	69	226	115
MALTA	1 979	9 700	5 133	ICELAND	61	241	124
YUGOSLAVIA	50 384	250 462	131 977	NORWAY	1 332	3 663	1 953
TURKEY	7 639	33 416	17 621	SWEDEN	3 438	10 137	5 377
SOVIET UNION	450	304	164	FINLAND	3 026	5 977	3 176
POLAND	12 622	53 442	28 058	SWITZERLAND	24 992	64 566	34 805
CZECHOSLOVA	2 501	8 735	4 601	AUSTRIA	47 183	123 101	65 514
HUNGARY	7 443	37 455	19 673	MALTA	1 984	5 163	2 728
ROMANIA	5 688	20 624	10 742	YUGOSLAVIA	40 247	108 726	57 784
BULGARIA	568	1 338	705	TURKEY	6 730	10 440	5 571
ALBANIA	231	646	340	SOVIET UNION	1 538	4 210	2 245
MOROCCO	1 735	7 364	3 859	POLAND	10 159	24 548	13 076
TUNISIA	2 912	11 226	5 934	CZECHOSLOVA	1 861	6 070	3 229
LIBYA	91	77	41	HUNGARY	7 425	22 619	12 009
EGYPT	32	113	56	ROMANIA	3 616	9 494	5 038
NIGERIA	90	141	81	BULGARIA	1 156	2 748	1 458
MAURITIUS	1 102	10 249	5 447	MOROCCO	19 137	48 264	25 592
ZAMBIA	25	98	52	ALGERIA	79	253	137
ZIMBABWE	145	347	180	TUNISIA	10 755	23 085	12 253
REP S AFRICA	1 476	2 556	1 348	EGYPT	97	230	121
USA	11 228	33 961	18 055	BURKINA FASO	209	92	48
CANADA	1 420	9 093	4 822	NIGERIA	626	275	149
MEXICO	15	137	73	CAMEROON	78	64	36
VENEZUELA	36	212	115	KENYA	116	178	91
BRAZIL	2 349	2 337	1 254	UGANDA	13	93	50
CHILE	35	95	49	TANZANIA	41	141	75
ARGENTINA	17	182	97	MADAGASCAR	298	125	66
CYPRUS	163	617	330	MAURITIUS	1 074	3 806	2 004
LEBANON	1 71	347	187	ZAMBIA	33	115	59
IRAQ	271	623	325	ZIMBABWE	73	126	71
ISRAEL	726	1 630	864	MALAWI	491	227	120
JORDAN	18	131	69	REP S AFRICA	1 315	3 996	2 101
SAUDI ARABIA	480	1 320	703	USA	11 141	19 309	10 194
KUWAIT	61	204	106	CANADA	1 130	4 372	2 334
ARAB EMIRAT	217	699	373	MEXICO	456	1 717	894
INDIA	37	209	110	COLOMBIA	26	205	107
SRI LANKA	71	415	213	VENEZUELA	52	279	146
THAILAND	196	470	252				
INDONESIA	177	259	141				

6 IMPORTS AND EXPORTS (SPECIAL TRADE) BY GROUPS OF THE SITC-REV. III AND BY COUNTRIES OF PRODUCTION AND CONSUMPTION 1989

GROUP COUNTRY	DT = 100 KG	1 000 DM	1 000 \$	GROUP COUNTRY	DT = 100 KG	1 000 DM	1 000 \$
BRAZIL	53	103	53	MOROCCO	541	2 978	1 586
CHILE	39	96	48	ALGERIA	11	196	103
URUGUAY	52	97	51	TUNISIA	1 522	8 547	4 556
CYPRUS	427	1 105	578	LIBYA	37	114	59
LEBANON	145	269	143	EGYPT	25	87	45
SYRIA	380	166	90	NIGERIA	33	75	42
IRAQ	309	564	299	ANGOLA	31	113	62
IRAN	200	442	240	MAURITIUS	413	1 420	744
ISRAEL	3 837	11 511	6 165	ZAMBIA	37	249	130
JORDAN	46	76	39	REP S AFRICA	550	2 804	1 479
SAUDI ARABIA	356	902	482	USA	2 078	9 878	5 239
KUWAIT	237	803	423	CANADA	340	3 575	1 907
QATAR	16	59	31	MEXICO	18	236	123
ARAB EMIRAT	465	1 486	790	VENEZUELA	19	279	148
AFGHANISTAN	27	80	43	BRAZIL	57	973	529
PAKISTAN	69	122	63	CHILE	23	141	75
INDIA	53	95	52	ARGENTINA	47	164	87
SRI LANKA	403	1 058	556	CYPRUS	34	254	133
THAILAND	511	1 642	865	LEBANON	59	126	69
INDONESIA	62	213	113	IRAQ	432	940	492
MALAYSIA	402	1 738	919	ISRAEL	1 080	4 492	2 389
SINGAPORE	265	869	461	SAUDI ARABIA	104	243	130
PHILIPPINES	589	2 574	1 371	ARAB EMIRAT	23	86	47
CHINA	482	1 648	862	PAKISTAN	30	132	71
SOUTH KOREA	463	1 850	983	INDIA	176	1 064	562
JAPAN	909	4 610	2 445	SRI LANKA	126	875	455
TAIWAN	257	1 900	1 009	BURMA	23	70	37
HONG KONG	1 473	6 832	3 643	THAILAND	45	285	149
AUSTRALIA	1 079	3 052	1 626	INDONESIA	44	347	186
NEW ZEALAND	698	1 419	739	MALAYSIA	249	1 301	690
656 TULLE, LACE, EMBROIDRY, ETC				SINGAPORE	191	616	328
IMPORTS	106 052	431 727	229 867	PHILIPPINES	140	1 061	557
FRANCE	13 184	73 763	39 289	CHINA	139	951	499
BELGIUM LUX	11 622	20 093	10 709	SOUTH KOREA	156	1 244	661
NETHERLANDS	12 544	20 483	10 904	JAPAN	325	3 925	2 088
ITALY	12 094	29 326	15 637	TAIWAN	89	768	405
UNTD KINGDOM	7 455	17 166	9 109	HONG KONG	652	4 495	2 380
IRELAND	401	1 762	936	AUSTRALIA	674	2 495	1 327
DENMARK	133	516	277	NEW ZEALAND	63	369	189
GREECE	196	1 711	918	657 SPECIAL YARN, TXTL, FABRIC			
PORTUGAL	12 956	10 031	5 381	IMPORTS	1 465 540	1 567 277	834 284
SPAIN	1 223	3 074	1 631	FRANCE	231 654	213 470	113 702
SWEDEN	389	1 197	631	BELGIUM LUX	243 697	230 618	122 940
FINLAND	471	606	322	NETHERLANDS	240 772	260 923	138 759
SWITZERLAND	8 476	82 408	43 851	ITALY	164 541	202 943	107 995
AUSTRIA	12 003	120 367	64 099	UNTD KINGDOM	72 936	108 136	57 807
YUGOSLAVIA	72	196	105	IRELAND	3 358	9 536	5 065
TURKEY	3 209	4 034	2 156	DENMARK	22 750	18 582	9 924
POLAND	312	527	279	GREECE	246	426	227
CZECHOSLOVA	390	950	507	PORTUGAL	54 490	19 968	10 614
HUNGARY	25	174	94	SPAIN	22 448	26 386	14 031
USA	2 241	13 035	6 911	NORWAY	3 083	2 983	1 593
CANADA	64	404	216	SWEDEN	33 366	49 800	26 490
BRAZIL	349	1 822	974	FINLAND	19 753	15 071	8 012
PAKISTAN	407	1 497	796	SWITZERLAND	37 157	92 760	49 297
INDIA	256	3 133	1 688	AUSTRIA	51 118	59 290	31 516
THAILAND	600	780	416	MALTA	94	375	201
INDONESIA	190	371	198	YUGOSLAVIA	36 006	16 812	8 951
MALAYSIA	20	153	82	TURKEY	9 426	9 018	5 057
PHILIPPINES	19	186	99	POLAND	1 522	833	445
CHINA	351	2 843	1 508	CZECHOSLOVA	21 352	6 669	3 546
SOUTH KOREA	323	2 482	1 306	HUNGARY	14 142	4 947	2 636
JAPAN	2 124	5 608	2 977	ROMANIA	53	197	105
TAIWAN	1 634	8 788	4 678	BULGARIA	475	124	67
HONG KONG	273	1 999	1 063	MOROCCO	804	57	30
EXPORTS	112 237	481 206	255 999	TUNISIA	295	392	213
FRANCE	13 919	47 378	25 268	TANZANIA	26 658	4 225	2 213
BELGIUM LUX	11 297	28 757	15 274	MADAGASCAR	8 806	1 499	801
NETHERLANDS	10 615	40 058	21 277	USA	60 419	112 304	59 562
ITALY	13 749	76 631	40 811	CANADA	656	3 139	1 664
UNTD KINGDOM	5 252	25 169	13 426	MEXICO	652	361	194
IRELAND	673	3 536	1 887	CUBA	6 510	789	412
DENMARK	2 270	8 947	4 757	HAITI	2 041	309	165
GREECE	1 580	10 530	5 625	COLOMBIA	378	237	125
PORTUGAL	2 191	12 859	6 838	ECUADOR	6	55	30
SPAIN	2 448	7 941	4 212	BRAZIL	23 991	3 473	1 800
ICELAND	52	311	161	ARGENTINA	23	332	183
NORWAY	550	2 817	1 488	ISRAEL	1 684	1 970	1 034
SWEDEN	2 212	9 252	4 909	PAKISTAN	161	93	48
FINLAND	1 026	3 710	1 978	INDIA	1 141	489	261
SWITZERLAND	6 687	23 985	12 751	SRI LANKA	128	75	39
AUSTRIA	14 873	57 187	30 450	THAILAND	723	455	244
MALTA	209	1 394	714	MALAYSIA	234	862	454
YUGOSLAVIA	4 136	28 718	15 284	PHILIPPINES	2 035	542	283
TURKEY	992	5 430	2 897	CHINA	1 496	2 514	1 339
SOVIET UNION	50	193	99	SOUTH KOREA	3 627	3 600	1 897
POLAND	1 296	6 704	3 583	JAPAN	31 872	72 674	38 652
CZECHOSLOVA	569	2 469	1 305	TAIWAN	5 813	6 047	3 179
HUNGARY	3 613	11 676	6 219	HONG KONG	172	370	197
ROMANIA	582	4 636	2 472	EXPORTS	2 202 498	3 027 554	1 610 429
BULGARIA	473	2 061	1 094	FRANCE	382 578	378 646	201 597
ALBANIA	1	240	127	BELGIUM LUX	201 901	229 165	121 909

6 IMPORTS AND EXPORTS (SPECIAL TRADE) BY GROUPS OF THE SITC-REV. III AND BY COUNTRIES OF PRODUCTION AND CONSUMPTION 1989

GROUP COUNTRY	DT = 100 KG	1 000 DM	1 000 \$	GROUP COUNTRY	DT = 100 KG	1 000 DM	1 000 \$
NETHERLANDS	241 830	264 849	140 923	NORTH YEMEN	92	132	68
ITALY	248 412	301 902	160 562	PAKISTAN	705	1 664	879
UNITED KINGDOM	161 895	193 336	102 744	INDIA	1 966	5 592	2 977
IRELAND	9 723	5 590	2 961	BANGLADESH	157	340	177
DENMARK	62 852	76 402	40 660	SRI LANKA	1 148	3 220	1 714
GREECE	39 761	62 388	33 327	BURMA	3 198	5 579	2 969
PORTUGAL	22 598	54 222	28 820	THAILAND	5 831	9 067	4 826
SPAIN	64 312	77 747	41 403	INDONESIA	1 552	4 727	2 531
CANARY IS	349	729	383	MALAYSIA	1 288	3 670	1 969
CEUTA MEL	6	68	36	BRUNEI	103	209	113
ICELAND	750	1 239	663	SINGAPORE	3 059	6 861	3 646
NORWAY	24 126	39 628	21 053	PHILIPPINES	1 111	3 841	2 044
SWEDEN	46 031	91 191	48 577	MONGOLIA	7 225	845	458
FINLAND	33 605	85 209	45 865	CHINA	7 502	18 436	9 757
SWITZERLAND	79 835	123 921	65 894	NORTH KOREA	75	168	88
AUSTRIA	105 144	168 303	89 516	SOUTH KOREA	10 390	25 104	13 308
MALTA	3 222	8 709	4 592	JAPAN	41 063	53 416	28 552
YUGOSLAVIA	69 809	154 255	82 011	TAIWAN	5 557	11 459	6 079
TURKEY	11 761	23 676	12 582	HONG KONG	24 111	59 496	31 587
SOVIET UNION	34 898	50 963	27 000	MACAO	9	94	48
POLAND	20 473	32 135	17 075	AUSTRALIA	8 667	16 655	8 861
CZECHOSLOVAKIA	5 945	13 134	6 975	NEW ZEALAND	1 241	2 294	1 216
HUNGARY	15 262	33 143	17 598	FIJI	85	69	38
ROMANIA	6 818	23 699	12 568	FR POLYNESIA	49	125	67
BULGARIA	10 764	13 823	7 350				
ALBANIA	988	4 083	2 146	658 TEXTILE ARTICLES NES			
MOROCCO	2 324	6 374	3 402	IMPORTS	986 427	1 397 882	745 355
ALGERIA	1 719	5 161	2 734	FRANCE	33 771	65 667	34 990
TUNISIA	6 726	13 715	7 300	BELGIUM LUX	45 625	73 290	39 146
LIBYA	4 901	6 742	3 579	NETHERLANDS	41 758	51 086	27 170
EGYPT	2 725	5 276	2 817	ITALY	32 473	67 408	35 930
SUDAN	350	161	87	UNITED KINGDOM	15 929	33 158	17 663
MAURITANIA	103	155	85	IRELAND	1 914	3 853	2 068
SENEGAL	427	198	105	DENMARK	7 828	21 256	11 312
GUINEA	388	153	85	GREECE	51 116	68 513	36 576
LIBERIA	69	68	33	PORTUGAL	82 044	131 578	70 160
IVORY COAST	561	405	214	SPAIN	4 563	8 855	4 716
GHANA	429	420	227	ICELAND	27	117	63
NIGERIA	2 313	1 666	885	NORWAY	304	1 134	606
CAMEROON	541	899	475	SWEDEN	8 779	19 879	10 606
CONGO	84	119	63	FINLAND	1 811	4 504	2 400
ZAIRE	56	144	73	SWITZERLAND	9 680	42 212	22 482
RWANDA	73	83	44	AUSTRIA	27 158	62 076	33 075
ANGOLA	44	178	95	GIBALTAR	281	426	229
ETHIOPIA	79	109	60	YUGOSLAVIA	51 394	68 919	36 755
SOMALIA	191	70	37	TURKEY	94 042	100 213	53 477
KENYA	526	823	435	SOVIET UNION	541	648	344
UGANDA	14	51	30	POLAND	13 155	13 745	7 349
TANZANIA	1 972	2 613	1 455	CZECHOSLOVAKIA	33 810	33 926	18 109
MOZAMBIQUE	40	141	75	HUNGARY	15 541	17 526	9 323
MADAGASCAR	156	62	31	ROMANIA	5 228	6 563	3 509
MAURITIUS	557	711	379	BULGARIA	11 897	7 533	4 020
ZAMBIA	177	340	181	ALBANIA	453	337	181
ZIMBABWE	286	1 271	685	MOROCCO	181	178	98
MALAWI	277	113	61	TUNISIA	441	1 826	967
REP S AFRICA	12 492	28 907	15 317	EGYPT	3 403	3 166	1 675
BOTSWANA	30	284	146	TANZANIA	123	105	57
SWAZILAND	29	266	151	MADAGASCAR	267	212	117
USA	57 788	101 299	53 807	MAURITIUS	2 006	2 060	1 116
CANADA	8 666	11 295	6 027	ZIMBABWE	1 381	1 641	876
MEXICO	1 510	8 590	4 554	REP S AFRICA	949	1 217	646
GUATEMALA	646	647	336	USA	3 904	12 840	6 783
HONDURAS	87	87	55	CANADA	170	1 066	570
EL SALVADOR	120	104	187	MEXICO	160	598	320
COSTA RICA	244	356	94	EL SALVADOR	359	751	396
PANAMA	96	178	278	CUBA	99	72	39
CUBA	611	517	102	COLOMBIA	1 513	1 981	1 053
DOMINIC REP	72	286	154	PERU	232	489	259
AM VIRGIN IS	61	177	102	BRAZIL	34 626	59 017	31 408
GUADELOUPE	31	64	33	CHILE	6	71	38
JAMAICA	101	63	32	ARGENTINA	677	330	174
ST LUCIA	144	451	242	CYPRUS	5 874	7 722	4 140
TRINIDAD TOB	387	347	181	LEBANON	368	139	73
NETH ANTILL	130	88	47	SYRIA	1 122	1 324	706
COLOMBIA	240	1 705	902	IRAN	475	643	342
VENEZUELA	491	2 231	1 190	ISRAEL	6 412	12 595	6 766
SURINAME	16	65	35	ARAB EMIRAT	106	81	44
ECUADOR	412	647	343	NORTH YEMEN	223	244	136
PERU	219	689	364	AFGHANISTAN	54	279	145
BRAZIL	3 012	8 551	4 531	PAKISTAN	60 100	57 529	30 835
CHILE	7 694	6 396	3 373	INDIA	38 298	53 585	28 571
BOLIVIA	61	133	71	BANGLADESH	41 400	6 527	3 480
URUGUAY	216	591	313	SRI LANKA	1 471	2 452	1 308
ARGENTINA	1 121	2 319	1 232	THAILAND	8 542	10 368	5 512
CYPRUS	2 764	3 242	1 726	VIETNAM	20	85	45
LEBANON	2 332	1 597	862	INDONESIA	4 964	7 050	3 775
SYRIA	2 907	1 442	765	MALAYSIA	967	6 109	3 244
IRAQ	13 973	10 762	5 691	SINGAPORE	68	369	196
IRAN	8 955	11 561	6 247	PHILIPPINES	4 470	21 949	11 602
ISRAEL	9 093	14 778	7 885	CHINA	133 079	135 678	72 385
JORDAN	1 776	913	483	SOUTH KOREA	8 928	16 945	9 041
SAUDI ARABIA	7 998	6 764	3 526	JAPAN	805	3 427	1 810
KUWAIT	839	1 501	792	TAIWAN	15 059	27 683	14 716
BAHRAIN	289	364	194	HONG KONG	11 493	32 486	17 337
QATAR	66	107	61	MACAO	17	91	48
ARAB EMIRAT	1 357	1 929	1 029				
OMAN	126	225	120				

6 IMPORTS AND EXPORTS (SPECIAL TRADE) BY GROUPS OF THE SITC-REV. III AND BY COUNTRIES OF PRODUCTION AND CONSUMPTION 1989

GROUP COUNTRY	DT = 100 KG	1 000 DM	1 000 \$	GROUP COUNTRY	DT = 100 KG	1 000 DM	1 000 \$
AUSTRALIA	15	63	34	NORWAY	291	288	156
NEW ZEALAND	4	60	30	SWEDEN	2 387	2 559	1 368
UNID COUNTR	13	115	60	FINLAND	999	3 220	1 720
EXPORTS	497 701	933 676	496 730	SWITZERLAND	41 074	52 873	28 174
FRANCE	63 260	114 441	60 928	AUSTRIA	68 005	64 117	34 157
BELGIUM LUX	52 526	70 307	37 457	YUGOSLAVIA	1 790	1 308	702
NETHERLANDS	116 830	173 225	92 315	TURKEY	8 450	106 491	56 544
ITALY	56 462	84 853	45 077	SOVIET UNION	3 303	28 080	14 941
UNTD KINGDOM	20 860	34 911	18 581	POLAND	878	632	343
IRELAND	1 162	1 390	731	CZECHOSLOVA	5 305	4 224	2 249
DENMARK	21 553	29 229	15 575	HUNGARY	11 345	11 886	6 310
GREECE	5 148	7 578	4 244	ROMANIA	349	1 483	797
PORTUGAL	1 976	5 631	2 965	BULGARIA	1 080	2 052	1 100
SPAIN	4 679	10 614	5 650	ALBANIA	819	4 090	2 195
CANARY IS	475	1 004	535	MOROCCO	74 281	102 454	54 805
ICELAND	223	674	356	TUNISIA	2 280	19 858	10 610
NORWAY	3 041	7 059	3 739	EGYPT	1 601	2 723	1 457
SWEDEN	8 636	18 134	9 644	REP S AFRICA	94	336	179
FINLAND	3 845	7 638	4 073	USA	12 600	13 820	7 333
SWITZERLAND	40 405	124 759	66 353	CANADA	167	105	58
AUSTRIA	46 051	126 376	67 366	MEXICO	1 935	1 006	539
ANDORRA	65	175	92	COLOMBIA	119	82	44
MALTA	174	515	271	PERU	38	143	75
YUGOSLAVIA	4 077	9 198	4 912	BRAZIL	4 650	1 394	742
TURKEY	430	1 143	617	CYPRUS	14	116	61
SOVIET UNION	956	1 601	867	IRAN	40 616	433 328	231 648
POLAND	4 802	5 454	2 903	ISRAEL	3 476	9 173	4 960
CZECHOSLOVA	537	1 427	757	QATAR	106	139	72
HUNGARY	2 251	4 417	2 356	ARAB EMIRAT	77	1 524	797
ROMANIA	371	994	528	AFGHANISTAN	10 801	38 168	20 330
BULGARIA	84	719	378	PAKISTAN	14 082	78 131	41 687
MOROCCO	208	675	363	INDIA	168 112	368 167	195 925
ALGERIA	256	265	146	BANGLADESH	428	269	143
TUNISIA	351	1 442	759	SRI LANKA	2 487	880	463
LIBYA	262	4 109	2 176	NEPAL	35 239	130 888	69 811
EGYPT	66	170	90	THAILAND	171	450	240
CHAD	46	143	76	VIETNAM	619	2 702	1 434
NIGERIA	814	621	331	PHILIPPINES	78	352	187
CAMEROON	69	60	32	CHINA	48 304	140 982	75 193
CONGO	20	66	33	SOUTH KOREA	246	541	284
ZAIRE	23	74	38	JAPAN	408	467	243
ETHIOPIA	144	429	230	TAIWAN	58	94	50
KENYA	341	242	127	HONG KONG	495	2 144	1 141
TANZANIA	379	306	161	EXPORTS	998 138	1 111 542	591 807
ZIMBABWE	27	60	30	FRANCE	126 534	148 865	79 411
REP S AFRICA	1 596	2 770	1 492	BELGIUM LUX	106 789	127 703	67 879
USA	14 930	28 007	14 789	NETHERLANDS	205 473	190 791	101 564
CANADA	2 484	5 174	2 731	ITALY	46 093	48 974	26 132
MEXICO	41	120	59	UNTD KINGDOM	77 141	77 485	41 174
COLOMBIA	2	87	45	IRELAND	1 777	1 342	706
VENEZUELA	229	362	195	DENMARK	47 291	33 848	18 021
BRAZIL	160	346	183	GREECE	5 390	7 767	4 147
CHILE	122	219	112	PORTUGAL	2 865	4 173	2 213
ARGENTINA	64	142	76	SPAIN	13 493	23 047	12 290
CYPRUS	184	758	394	CANARY IS	2 325	4 470	2 357
LEBANON	1 045	831	444	ICELAND	1 172	886	468
IRAQ	90	821	437	FAROE IS	796	382	206
ISRAEL	1 361	1 955	1 043	NORWAY	12 957	12 967	6 893
JORDAN	153	164	90	SWEDEN	72 233	63 389	33 796
SAUDI ARABIA	672	2 259	1 194	FINLAND	6 505	6 880	3 664
KUWAIT	161	574	301	SWITZERLAND	115 107	172 601	91 925
BAHRAIN	601	947	507	AUSTRIA	81 579	99 092	52 651
QATAR	74	204	107	ANDORRA	133	418	224
ARAB EMIRAT	226	1 391	739	GIBRALTAR	10	74	40
OMAN	35	79	39	MALTA	73	126	67
NORTH YEMEN	3	200	102	YUGOSLAVIA	764	836	450
PAKISTAN	2 758	536	282	TURKEY	1 378	7 074	3 768
INDIA	16	160	83	SOVIET UNION	8 051	5 561	2 969
THAILAND	54	418	225	POLAND	22 860	12 691	6 861
INDONESIA	12	82	43	CZECHOSLOVA	332	217	115
MALAYSIA	42	385	210	HUNGARY	750	869	458
SINGAPORE	1 189	5 297	2 804	MOROCCO	44	72	38
PHILIPPINES	62	851	450	ALGERIA	1 800	3 127	1 669
CHINA	144	521	273	TUNISIA	59	197	108
SOUTH KOREA	533	1 083	570	LIBYA	229	528	272
JAPAN	1 895	16 841	8 898	EGYPT	30	130	69
TAIWAN	370	1 100	585	NIGERIA	107	125	66
HONG KONG	646	2 294	1 203	REP S AFRICA	2 844	2 926	1 527
AUSTRALIA	837	2 611	1 369	USA	9 686	15 296	8 123
NEW ZEALAND	184	422	222	CANADA	2 381	3 980	2 098
659 FLOOR COVERINGS, ETC.				BRAZIL	166	1 271	681
IMPORTS	2 640 250	2 871 014	1 530 933	CHILE	392	466	249
FRANCE	44 091	26 042	13 819	BOLIVIA	586	360	207
BELGIUM LUX	1 289 991	759 092	404 765	PARAGUAY	198	1 282	684
NETHERLANDS	538 874	274 521	146 353	ARGENTINA	3	66	34
ITALY	34 934	32 617	17 424	CYPRUS	189	252	135
UNTD KINGDOM	23 747	34 978	18 685	LEBANON	262	366	197
IRELAND	3 974	3 781	2 027	IRAQ	280	201	106
DENMARK	100 916	70 205	37 366	IRAN	44	509	272
GREECE	15 887	17 091	9 153	ISRAEL	874	679	370
PORTUGAL	13 666	12 126	6 470	SAUDI ARABIA	3 142	6 237	3 335
SPAIN	4 287	6 387	3 396	KUWAIT	321	514	271
				BAHRAIN	15	70	36
				QATAR	18	77	41
				ARAB EMIRAT	614	1 324	712

6 IMPORTS AND EXPORTS (SPECIAL TRADE) BY GROUPS OF THE SITC-REV. III AND BY COUNTRIES OF PRODUCTION AND CONSUMPTION 1989

GROUP COUNTRY	DT = 100 KG	1 000 DM	1 000 \$	GROUP COUNTRY	DT = 100 KG	1 000 DM	1 000 \$
AFGHANISTAN	50	265	141	GABON	45 520	776	419
INDIA	37	58	30	CONGO	39 608	704	382
SRI LANKA	105	76	39	ANGOLA	7 815	83	44
THAILAND	72	128	68	SOMALIA	10 005	167	87
INDONESIA	232	100	52	TANZANIA	303	80	41
SINGAPORE	1 285	1 406	760	REP S AFRICA	9 041	322	170
CHINA	1 022	1 525	823	USA	16 859	4 423	2 349
SOUTH KOREA	544	769	410	CANADA	5 190	1 451	762
JAPAN	4 770	7 688	4 080	JAMAICA	4 860	155	83
TAIWAN	1 513	912	477	TRINIDAD TOB	60 059	1 228	660
HONG KONG	1 987	3 315	1 759	CHILE	1 472	63	32
AUSTRALIA	1 592	1 888	993	IRAO	10 403	324	167
NEW ZEALAND	30	89	46	ISRAEL	7 729	657	345
				SAUDI ARABIA	53 462	5 098	2 672
660 CPL IND PLANT CHAPTER 68				KUWAIT	1 331	318	173
EXPORTS	126	13	7	QATAR	80 001	1 124	583
661 LIME, CEMENT, CONSTR. MATRL				ARAB EMIRAT	100 860	1 633	870
IMPORTS	35 774 574	1 197 011	635 316	OMAN	25 404	549	282
FRANCE	7 020 165	161 560	85 846	NORTH YEMEN	20 910	483	255
BELGIUM LUX	7 873 297	100 263	53 329	SOUTH YEMEN	7 200	126	65
NETHERLANDS	1 963 238	58 404	30 948	PAKISTAN	17 356	333	178
ITALY	5 541 646	529 649	281 255	INDONESIA	1 124	209	111
UNITD KINGDOM	76 248	13 199	7 021	SINGAPORE	8 806	475	248
IRELAND	7 131	836	444	SOUTH KOREA	5 176	527	276
DENMARK	496 474	15 446	8 179	JAPAN	15 969	3 270	1 733
GREECE	443 954	20 229	10 762	TAIWAN	1 742	364	192
PORTUGAL	3 194 119	73 831	39 041	HONG KONG	1 131	300	158
SPAIN	696 850	65 212	34 668	AUSTRALIA	1 553	407	216
NORWAY	8 670	1 227	645				
SWEDEN	29 765	3 574	1 892	662 CLAY, REFRCT. CONSTR. MATRL			
FINLAND	16 713	3 533	1 859	IMPORTS	21 952 763	1 506 466	801 276
SWITZERLAND	286 760	13 836	7 340	FRANCE	4 121 892	213 532	113 541
AUSTRIA	604 331	30 424	16 093	BELGIUM LUX	1 036 043	67 367	35 722
YUGOSLAVIA	701 134	9 931	5 216	NETHERLANDS	5 946 492	208 913	110 821
TURKEY	326 227	10 561	5 829	ITALY	7 587 517	747 411	397 718
POLAND	2 446 139	19 449	10 288	UNITD KINGDOM	180 659	26 432	14 052
CZECHOSLOVA	1 947 841	26 522	14 100	IRELAND	62 306	6 680	3 542
HUNGARY	845 624	7 302	3 805	DENMARK	740 762	13 959	7 404
ROMANIA	907 750	9 756	5 124	GREECE	43 177	5 955	3 164
BULGARIA	105 786	1 531	803	PORTUGAL	81 854	7 672	4 069
MOROCCO	398	178	98	SPAIN	530 621	51 282	27 267
EGYPT	19 521	305	164	NORWAY	27 251	1 795	961
REP S AFRICA	15 250	1 676	894	SWEDEN	82 642	5 076	2 698
USA	7 120	1 307	683	FINLAND	517	206	109
CANADA	13 415	1 086	582	SWITZERLAND	215 875	19 925	10 566
BRAZIL	19 193	1 015	537	AUSTRIA	490 609	50 920	27 267
ARGENTINA	866	150	81	YUGOSLAVIA	273 989	22 514	12 056
IRAN	1 402	163	88	TURKEY	65 487	4 149	2 204
PAKISTAN	236	119	66	POLAND	47 402	2 878	1 525
INDIA	106 448	3 921	2 100	CZECHOSLOVA	61 373	3 966	2 130
THAILAND	815	152	80	HUNGARY	104 716	6 960	3 738
MALAYSIA	838	180	95	ROMANIA	2 285	147	79
CHINA	22 251	1 960	1 050	BULGARIA	11 367	717	380
SOUTH KOREA	1 503	367	197	REP S AFRICA	20 453	1 632	859
JAPAN	680	156	81	USA	12 564	7 502	3 985
TAIWAN	22 800	7 056	3 752	CANADA	8 712	429	231
HONG KONG	835	250	130	BRAZIL	9 648	977	516
EXPORTS	36 713 642	664 697	352 934	URUGUAY	16 953	1 568	839
FRANCE	1 962 537	54 571	29 031	ARGENTINA	35 190	3 024	1 601
BELGIUM LUX	1 776 051	67 556	35 888	ISRAEL	1 759	2 688	1 436
NETHERLANDS	19 534 087	263 016	139 772	THAILAND	92 353	10 902	5 877
ITALY	94 045	8 330	4 402	CHINA	4 353	339	174
UNITD KINGDOM	8 536 994	92 863	49 164	SOUTH KOREA	7 626	925	495
IRELAND	111 810	7 289	3 855	JAPAN	25 516	7 867	4 169
DENMARK	406 714	17 098	9 078	TAIWAN	349	57	30
GREECE	2 471	304	158	EXPORTS	16 341 330	1 899 663	1 009 771
PORTUGAL	1 440	115	61	FRANCE	2 435 805	338 992	180 177
SPAIN	20 784	2 366	1 256	BELGIUM LUX	2 384 689	192 600	102 229
CANARY IS	469	137	71	NETHERLANDS	1 329 497	117 313	62 397
ICELAND	3 672	409	225	ITALY	1 098 487	133 474	71 015
NORWAY	339 278	5 688	3 037	UNITD KINGDOM	788 455	82 693	44 028
SWEDEN	427 388	4 637	2 473	IRELAND	29 846	4 778	2 545
FINLAND	15 977	1 534	807	DENMARK	252 310	28 949	15 369
SWITZERLAND	1 392 612	56 439	29 997	GREECE	84 620	14 604	7 774
AUSTRIA	309 278	33 857	17 920	PORTUGAL	47 946	11 424	6 097
YUGOSLAVIA	2 877	283	149	SPAIN	251 406	35 523	18 859
TURKEY	5 027	911	478	CANARY IS	3 477	1 760	942
SOVIET UNION	6 423	614	320	ICELAND	11 226	1 430	757
POLAND	2 266	214	112	NORWAY	149 315	18 656	9 537
CZECHOSLOVA	19 988	3 252	1 713	SWEDEN	326 909	41 890	22 257
HUNGARY	2 194	189	102	FINLAND	302 994	38 003	20 267
LIBYA	20 410	279	148	SWITZERLAND	1 657 718	106 409	56 542
EGYPT	236 805	4 845	2 596	AUSTRIA	1 271 316	113 443	60 119
SUDAN	22 306	246	127	ANDORRA	257	59	32
GUINEA	61 399	541	297	MALTA	4 349	688	367
SIERRA LEONE	8 368	150	81	YUGOSLAVIA	122 833	29 146	15 434
LIBERIA	9 458	161	84	TURKEY	141 634	24 437	13 124
IVORY COAST	3 000	56	32	SOVIET UNION	21 482	6 773	3 594
GHANA	225 664	2 849	1 524	POLAND	99 680	11 878	6 390
NIGERIA	568 080	7 555	4 058	CZECHOSLOVA	34 759	11 723	6 240
CAMEROON	16 298	207	107	HUNGARY	54 726	14 054	7 493
				ROMANIA	12 868	5 014	2 675
				BULGARIA	92 618	14 088	7 530

6 IMPORTS AND EXPORTS (SPECIAL TRADE) BY GROUPS OF THE SITC-REV. III AND BY COUNTRIES OF PRODUCTION AND CONSUMPTION 1989

GROUP COUNTRY	DT = 100 KG	1 000 DM	1 000 \$	GROUP COUNTRY	DT = 100 KG	1 000 DM	1 000 \$
ALBANIA	3 291	535	285	UNITD KINGDOM	176 794	135 769	72 248
MOROCCO	17 053	2 239	1 191	IRELAND	3 156	5 813	3 113
ALGERIA	49 923	5 311	2 845	DENMARK	1 612 917	62 257	33 097
TUNISIA	44 835	4 239	2 271	GREECE	5 599	12 330	6 598
LIBYA	91 125	11 011	5 878	PORTUGAL	33 634	9 430	5 042
EGYPT	136 502	17 324	9 117	SPAIN	75 585	27 684	14 793
SUDAN	2 704	335	172	NORWAY	101 297	13 424	7 160
BURKINA FASO	1 485	317	165	SWEDEN	47 889	8 355	4 434
SENEGAL	593	62	32	FINLAND	78 157	15 073	8 026
LIBERIA	3 968	479	261	SWITZERLAND	68 157	50 567	26 876
IVORY COAST	1 833	538	289	AUSTRIA	1 562 555	183 000	97 411
GHANA	1 448	237	126	MALTA	1 379	749	406
BENIN	1 148	78	42	YUGOSLAVIA	166 627	21 415	11 417
NIGERIA	39 527	6 440	3 472	TURKEY	155	90	49
CAMEROON	952	143	77	SOVIET UNION	65	65	34
GABON	2 020	382	198	POLAND	84 743	3 554	1 891
CONGO	453	93	51	CZECHOSLOVA	297 518	6 832	3 639
ZAIRE	6 242	909	481	HUNGARY	124 984	3 863	2 035
ANGOLA	3 075	438	227	TUNISIA	33	63	32
ETHIOPIA	5 160	585	300	REP S AFRICA	1 194	1 501	799
KENYA	7 659	1 110	593	USA	74 871	113 250	60 049
TANZANIA	8 784	1 210	637	CANADA	2 286	1 114	584
REUNION	3 196	530	282	MEXICO	40	285	154
ZAMBIA	6 139	1 207	662	VENEZUELA	364	1 145	78
ZIMBABWE	10 922	1 616	917	PERU	2 392	1 848	970
REP S AFRICA	129 081	18 598	9 912	BRAZIL	19 412	13 543	7 143
USA	303 399	50 628	26 943	ISRAEL	1 209	8 190	4 348
CANADA	195 208	25 350	13 407	INDIA	496	1 809	955
MEXICO	44 570	11 688	6 254	SRI LANKA	12	101	57
GUATEMALA	6 602	801	416	THAILAND	3 181	429	231
HONDURAS	1 152	160	82	MALAYSIA	2 402	236	125
NICARAGUA	905	152	81	SINGAPORE	177	91	47
COSTA RICA	725	92	50	PHILIPPINES	47	65	34
PANAMA	836	120	64	CHINA	3 181	1 208	649
CUBA	1 489	237	125	SOUTH KOREA	3 475	7 705	4 078
BAHAMAS	355	83	43	JAPAN	15 042	72 673	38 534
DOMINIC REP	1 623	262	136	TAIWAN	4 301	4 559	2 429
GUADELOUPE	2 443	349	187	HONG KONG	88	126	67
MARTINIQUE	2 376	428	227	AUSTRALIA	2 388	969	516
JAMAICA	6 045	829	438				
BARBADOS	8 490	60	31	EXPORTS	22 520 910	2 706 270	1 438 321
TRINIDAD TOB	8 560	1 435	731	FRANCE	5 556 110	372 176	197 878
COLOMBIA	15 343	3 101	1 609	BELGIUM LUX	2 441 843	170 123	90 376
VENEZUELA	51 146	4 805	2 651	NETHERLANDS	6 558 346	288 090	153 169
ECUADOR	8 523	1 228	675	ITALY	853 882	234 049	124 434
PERU	9 662	1 916	999	UNITD KINGDOM	769 360	236 812	125 839
BRAZIL	6 275	3 937	2 112	IRELAND	16 883	12 199	6 504
CHILE	132 168	17 792	9 428	DENMARK	293 097	50 480	26 870
BOLIVIA	859	140	73	GREECE	38 494	14 152	7 523
PARAGUAY	2 304	365	207	PORTUGAL	22 891	17 134	9 095
URUGUAY	1 933	200	108	SPAIN	150 963	78 383	41 716
ARGENTINA	41 368	18 107	9 625	CANARY IS	1 470	955	504
CYPRUS	15 075	1 744	934	ICELAND	2 050	986	523
LEBANON	5 886	567	291	NORWAY	83 725	28 480	15 162
SYRIA	18 572	2 891	1 552	SWEDEN	138 332	85 377	45 499
IRAQ	109 138	15 365	8 243	FINLAND	182 209	37 350	19 846
IRAN	140 636	21 856	11 583	SWITZERLAND	3 121 461	215 904	114 668
ISRAEL	29 821	4 242	2 256	AUSTRIA	1 563 255	202 506	107 603
JORDAN	3 767	711	379	MALTA	2 115	1 020	539
SAUDI ARABIA	192 830	23 673	12 546	YUGOSLAVIA	30 519	28 835	15 298
KUWAIT	19 430	2 692	1 429	TURKEY	39 029	23 275	12 482
BAHRAIN	5 129	728	384	SOVIET UNION	36 382	26 318	13 936
QATAR	18 527	2 508	1 538	POLAND	24 477	17 634	9 372
ARAB EMIRAT	60 685	5 750	3 081	CZECHOSLOVA	14 665	20 176	10 762
OMAN	4 635	784	406	HUNGARY	29 081	21 917	11 691
NORTH YEMEN	818	77	42	ROMANIA	4 958	3 892	2 107
PAKISTAN	33 642	4 759	2 500	BULGARIA	9 741	8 048	4 248
INDIA	51 808	11 660	6 175	ALBANIA	506	329	172
BANGLADESH	2 224	392	211	MOROCCO	759	960	513
SRI LANKA	1 190	206	110	ALGERIA	5 473	5 514	2 926
BURMA	1 829	186	97	TUNISIA	1 663	1 085	575
THAILAND	54 059	9 637	5 204	LIBYA	22 045	2 725	1 449
VIETNAM	6 064	803	419	EGYPT	12 830	6 722	3 555
INDONESIA	171 238	26 259	13 933	SUDAN	44	65	31
MALAYSIA	42 419	6 143	3 279	MAURITANIA	88	69	40
BRUNEI	16 329	1 645	877	MALI	45	59	30
SINGAPORE	99 832	11 866	6 282	SENEGAL	337	179	95
PHILIPPINES	12 608	2 159	1 143	LIBERIA	134	176	93
CHINA	18 608	4 330	2 324	IVORY COAST	419	290	153
NORTH KOREA	421	86	43	GHANA	208	322	173
SOUTH KOREA	443 890	56 606	29 924	TOGO	13	110	61
JAPAN	50 167	9 981	5 284	BENIN	38	67	33
TAIWAN	89 821	16 725	8 826	NIGERIA	10 065	2 870	1 533
HONG KONG	59 117	7 973	3 907	CAMEROON	490	383	201
AUSTRALIA	99 787	19 682	10 439	GABON	89	110	62
NEW ZEALAND	20 321	4 542	2 424	CONGO	97	134	70
FIJI	543	69	35	ZAIRE	563	248	132
FR POLYNESIA	950	96	52	RWANDA	250	177	95
				ANGOLA	169	363	195
663 MINERAL MANUFACTURES, NES				ETHIOPIA	438	455	238
IMPORTS	11 869 552	1 461 956	777 466	KENYA	1 220	580	306
FRANCE	1 661 601	232 055	123 458	TANZANIA	262	305	160
BELGIUM LUX	1 677 079	149 631	79 521	MADAGASCAR	153	215	112
NETHERLANDS	3 060 078	165 580	88 046	REUNION	27	62	34
ITALY	892 043	124 157	66 036	MAURITIUS	323	136	69
				ZAMBIA	75	170	90

6 IMPORTS AND EXPORTS (SPECIAL TRADE) BY GROUPS OF THE SITC-REV. III AND BY COUNTRIES OF PRODUCTION AND CONSUMPTION 1989

GROUP COUNTRY	DT = 100 KG	1 000 DM	1 000 \$	GROUP COUNTRY	DT = 100 KG	1 000 DM	1 000 \$
ZIMBABWE	3 258	1 202	626	PERU	139	205	110
REP S AFRICA	45 186	23 756	12 556	BRAZIL	4 969	750	395
USA	106 644	167 059	88 546	ISRAEL	838	590	316
CANADA	22 755	29 432	15 617	KUWAIT	5 733	3 022	1 600
MEXICO	9 802	11 880	6 337	THAILAND	481	193	102
GUATEMALA	1 002	1 082	576	CHINA	4 706	1 854	996
HONDURAS	152	141	73	SOUTH KOREA	556	380	196
EL SALVADOR	575	480	256	JAPAN	22 314	29 648	15 754
COSTA RICA	523	590	308	TAIWAN	9 172	7 306	3 872
PANAMA	56	91	49	HONG KONG	2 072	2 935	1 547
CUBA	279	528	282	AUSTRALIA	1 758	1 492	801
HAITI	956	262	142	EXPORTS	8 710 218	2 344 944	1 247 127
DOMINIC REP	1 409	1 310	696	FRANCE	1 187 596	320 715	170 744
GUADELOUPE	77	156	83	BELGIUM LUX	840 946	178 633	95 028
MARTINIQUE	49	80	42	NETHERLANDS	1 014 002	227 853	121 086
JAMAICA	366	270	144	ITALY	1 395 723	323 792	172 413
BARBADOS	54	254	134	UNITED KINGDOM	702 688	231 155	123 054
TRINIDAD TOB	6 337	1 169	611	IRELAND	35 399	12 443	6 658
COLOMBIA	1 685	1 325	699	DENMARK	108 963	34 454	18 346
VENEZUELA	8 750	4 397	2 326	GREECE	76 042	11 076	5 902
GUYANA	105	181	96	PORTUGAL	47 027	10 795	5 759
ECUADOR	2 235	962	510	SPAIN	123 215	56 192	29 909
PERU	1 572	1 321	697	CANARY IS	5 383	951	510
BRAZIL	7 741	12 068	6 447	ICELAND	5 272	2 399	1 246
CHILE	4 672	3 112	1 640	NORWAY	96 410	25 529	13 543
BOLIVIA	103	108	51	SWEDEN	254 161	83 109	44 318
PARAGUAY	137	166	89	FINLAND	251 555	47 496	25 284
URUGUAY	356	401	216	SWITZERLAND	625 724	148 840	79 176
ARGENTINA	8 690	8 948	4 756	AUSTRIA	670 587	185 627	98 608
CYPRUS	7 711	1 441	766	MALTA	499	107	57
LEBANON	1 260	669	364	YUGOSLAVIA	190 240	41 605	22 069
SYRIA	1 979	1 700	903	TURKEY	26 181	9 592	5 088
IRAQ	11 798	11 015	5 856	SOVIET UNION	6 250	8 082	4 242
IRAN	22 232	14 941	7 971	POLAND	7 165	5 706	3 052
ISRAEL	9 455	10 343	5 496	CZECHOSLOVAKIA	5 721	3 615	1 885
JORDAN	5 908	1 857	995	HUNGARY	50 348	13 414	7 128
SAUDI ARABIA	17 663	9 572	5 136	ROMANIA	2 830	1 027	542
KUWAIT	6 407	2 326	1 239	BULGARIA	15 132	3 511	1 877
BAHRAIN	1 795	582	310	ALBANIA	4 356	464	248
QATAR	1 522	1 308	690	MOROCCO	875	313	163
ARAB EMIRAT	10 509	3 117	1 660	ALGERIA	8 796	2 452	1 293
OMAN	795	380	200	TUNISIA	3 940	650	343
PAKISTAN	7 791	4 312	2 295	LIBYA	198	149	86
INDIA	13 288	14 097	7 442	EGYPT	6 623	1 936	1 040
BANGLADESH	248	268	142	SUDAN	1 361	178	94
SRI LANKA	442	996	531	BURKINA FASO	1 037	110	60
BURMA	64	178	95	SENEGAL	671	129	68
THAILAND	7 999	7 006	3 722	GUINEA	226	62	35
VIETNAM	21	85	45	LIBERIA	1 065	246	130
INDONESIA	14 626	8 176	4 353	IVORY COAST	3 046	308	167
MALAYSIA	3 902	8 549	4 574	NIGERIA	4 690	898	475
BRUNEI	579	87	47	CAMEROON	662	161	86
SINGAPORE	10 725	12 620	6 699	GABON	1 533	172	97
PHILIPPINES	3 207	2 136	1 133	ANGOLA	364	72	36
MONGOLIA	41	66	35	SOMALIA	376	61	33
CHINA	3 838	3 180	1 702	KENYA	9 926	796	425
SOUTH KOREA	17 839	17 254	9 132	TANZANIA	885	129	70
JAPAN	12 532	26 607	14 098	REUNION	467	88	43
TAIWAN	23 036	19 559	10 404	MAURITIUS	238	257	138
HONG KONG	4 483	5 818	3 088	REP S AFRICA	33 314	12 161	6 437
AUSTRALIA	20 593	18 351	9 776	USA	262 689	155 111	82 401
NEW ZEALAND	5 209	2 509	1 327	CANADA	36 389	7 391	3 905
NEW CALEDONIA	482	275	140	MEXICO	4 797	3 853	2 041
FR POLYNESIA	54	87	41	GUATEMALA	848	68	34
664 GLASS				COSTA RICA	424	88	49
IMPORTS	8 114 632	1 464 218	778 465	PANAMA	1 959	298	158
FRANCE	770 648	122 316	64 976	CUBA	421	410	219
BELGIUM LUX	3 230 040	452 855	241 037	HAITI	1 328	265	145
NETHERLANDS	811 133	97 421	51 813	DOMINIC REP	2 440	196	100
ITALY	687 567	249 208	132 402	ANTIGUA	826	173	88
UNITED KINGDOM	196 723	51 391	27 359	JAMAICA	945	223	117
IRELAND	7 144	13 537	7 214	ST LUCIA	216	59	32
DENMARK	74 810	11 933	6 350	BARBADOS	887	201	107
GREECE	95	65	34	TRINIDAD TOB	2 946	374	201
PORTUGAL	2 374	543	285	ARUBA	1 981	221	120
SPAIN	69 502	25 306	13 474	NETH ANTILL	4 389	584	310
NORWAY	2 328	977	525	COLOMBIA	2 184	850	445
SWEDEN	372 973	51 518	27 242	VENEZUELA	334	398	214
FINLAND	161 026	70 366	37 410	SURINAME	793	110	59
SWITZERLAND	81 190	29 859	15 883	FRENCH GUIAN	446	65	32
AUSTRIA	191 933	34 095	18 122	ECUADOR	1 382	643	342
MALTA	30	100	58	PERU	505	134	70
YUGOSLAVIA	82 446	23 918	12 725	BRAZIL	8 530	10 368	5 508
TURKEY	167 467	14 557	7 733	CHILE	402	524	270
SOVIET UNION	91 265	4 818	2 553	URUGUAY	388	59	31
POLAND	253 967	14 700	7 831	ARGENTINA	2 587	1 406	748
CZECHOSLOVAKIA	381 531	30 211	16 065	CYPRUS	7 210	1 056	560
HUNGARY	177 422	12 814	6 820	LEBANON	3 689	423	226
ROMANIA	163 303	13 208	7 002	IRAQ	6 154	1 202	636
BULGARIA	1 202	78	41	IRAN	5 733	2 662	1 437
REP S AFRICA	4 664	2 181	1 158	ISRAEL	46 536	9 981	5 309
USA	68 557	77 951	41 403	JORDAN	247	94	47
CANADA	9 052	9 214	4 894	SAUDI ARABIA	58 273	7 757	4 109
MEXICO	1 250	620	325	KUWAIT	6 785	1 159	618
				BAHRAIN	2 089	320	168

6 IMPORTS AND EXPORTS (SPECIAL TRADE) BY GROUPS OF THE SITC-REV. III AND BY COUNTRIES OF PRODUCTION AND CONSUMPTION 1989

GROUP COUNTRY	DT = 100 KG	1 000 DM	1 000 \$	GROUP COUNTRY	DT = 100 KG	1 000 DM	1 000 \$
QATAR	796	89	46	HUNGARY	15 486	4 276	2 294
ARAB EMIRAT	5 509	1 048	547	ROMANIA	593	553	293
OMAN	2 258	217	112	BULGARIA	413	970	514
PAKISTAN	5 047	1 779	939	ALBANIA	21	64	35
INDIA	26 283	6 329	3 351	MOROCCO	22 439	2 778	1 467
BANGLADESH	1 648	323	173	ALGERIA	186	803	433
SRI LANKA	86	62	33	TUNISIA	574	653	338
THAILAND	15 362	2 772	1 471	LIBYA	558	1 163	627
INDONESIA	3 370	750	397	EGYPT	2 039	1 544	808
MALAYSIA	6 626	4 233	2 249	SUDAN	663	298	157
SINGAPORE	13 479	5 610	2 967	MALI	10	269	142
PHILIPPINES	3 565	899	466	SENEGAL	39	55	31
CHINA	2 465	2 544	1 360	IVORY COAST	2 408	431	231
NORTH KOREA	359	891	474	GHANA	2 987	388	203
SOUTH KOREA	41 527	8 643	4 569	TOGO	4 685	470	246
JAPAN	29 083	42 263	22 451	NIGERIA	432	463	249
TAIWAN	30 917	10 720	5 672	CAMEROON	2 904	374	204
HONG KONG	56 894	11 790	6 264	ZAIRE	70	106	53
AUSTRALIA	120 007	20 601	10 935	BURUNDI	109	215	116
NEW ZEALAND	30 256	3 643	1 925	ANGOLA	66	181	102
NEW CALEDON	1 028	115	60	ETHIOPIA	120	219	118
FIJI	321	68	36	KENYA	537	555	293
FR POLYNESIA	1 107	245	129	MOZAMBIQUE	23	74	40
				MAURITIUS	381	264	142
				ZAMBIA	52	108	56
				ZIMBABWE	259	246	129
665 GLASSWARE				REP S AFRICA	10 194	8 503	4 514
IMPORTS	4 989 097	1 002 048	533 845	USA	178 916	191 573	101 760
FRANCE	772 559	234 309	125 002	CANADA	16 403	13 866	7 367
BELGIUM LUX	748 482	79 322	42 293	MEXICO	5 131	4 001	2 133
NETHERLANDS	1 003 605	85 540	45 641	BERMUDA	70	176	95
ITALY	409 275	137 103	73 019	GUATEMALA	569	411	213
UNTD KINGDOM	179 897	38 318	20 408	HONDURAS	23	62	32
IRELAND	933	364	192	COSTA RICA	224	274	147
DENMARK	77 243	13 931	7 409	PANAMA	495	514	274
GREECE	164	68	35	CUBA	625	1 064	559
PORTUGAL	10 981	5 725	3 071	HAITI	238	108	55
SPAIN	29 347	11 929	6 353	BAHAMAS	730	316	162
NORWAY	58	96	56	DOMINIC REP	10 401	846	451
SWEDEN	25 745	9 907	5 281	AM VIRGIN IS	30	85	44
FINLAND	3 623	1 416	753	CAYMAN IS	30	73	37
SWITZERLAND	155 731	21 445	11 391	JAMAICA	32	76	42
AUSTRIA	351 860	115 795	61 656	ST VINCENT	997	237	129
YUGOSLAVIA	34 603	15 570	8 307	BARBADOS	125	80	43
TURKEY	129 623	39 910	21 255	TRINIDAD TOB	235	132	69
SOVIET UNION	723	239	126	NETH ANTILL	420	172	89
POLAND	372 662	22 048	11 728	COLOMBIA	844	1 184	624
CZECHOSLOVA	338 940	38 114	20 324	VENEZUELA	222	597	315
HUNGARY	221 202	14 187	7 562	ECUADOR	470	387	198
ROMANIA	45 230	38 398	20 443	PERU	152	324	170
BULGARIA	1 549	540	289	BRAZIL	1 458	1 927	1 023
USA	9 780	16 566	8 781	CHILE	1 832	2 546	1 339
CANADA	343	175	92	BOLIVIA	71	117	63
MEXICO	7 588	3 566	1 889	PARAGUAY	261	387	209
BRAZIL	3 305	3 861	2 043	URUGUAY	146	209	109
ARGENTINA	28	85	44	ARGENTINA	329	392	213
ISRAEL	52	384	205	CYPRUS	1 853	950	503
INDIA	10 307	7 567	4 017	LEBANON	428	462	246
THAILAND	1 654	1 013	542	SYRIA	8 750	5 199	2 761
INDONESIA	3 371	685	356	IRAQ	1 052	2 142	1 141
MALAYSIA	423	2 746	1 464	IRAN	19 744	16 629	8 803
SINGAPORE	26	60	32	ISRAEL	41 323	8 301	4 403
PHILIPPINES	62	144	74	JORDAN	1 053	1 087	576
CHINA	18 483	8 806	4 706	SAUDI ARABIA	11 394	6 685	3 548
SOUTH KOREA	736	1 217	644	KUWAIT	990	1 458	774
JAPAN	3 794	12 438	6 604	BAHRAIN	185	240	130
TAIWAN	9 920	15 686	8 307	QATAR	122	251	131
HONG KONG	2 631	2 034	1 071	ARAB EMIRAT	4 615	1 634	870
AUSTRALIA	2 267	451	234	OMAN	3 626	766	396
EXPORTS	8 332 234	1 667 026	886 392	AFGHANISTAN	68	80	46
FRANCE	2 923 586	325 373	172 948	PAKISTAN	612	1 060	561
BELGIUM LUX	949 589	108 876	57 841	INDIA	1 480	1 966	1 036
NETHERLANDS	2 155 144	215 071	114 325	BANGLADESH	373	395	211
ITALY	286 435	95 750	50 937	SRI LANKA	392	277	148
UNTD KINGDOM	217 876	92 969	49 498	THAILAND	1 695	2 671	1 418
IRELAND	16 816	6 904	3 656	VIETNAM	13	75	39
DENMARK	253 150	46 562	24 824	INDONESIA	2 239	1 802	951
GREECE	156 580	25 552	13 623	MALAYSIA	4 105	3 970	2 102
PORTUGAL	3 778	6 021	3 214	SINGAPORE	2 852	4 237	2 269
SPAIN	77 460	41 324	21 998	PHILIPPINES	828	822	431
CANARY IS	1 530	999	526	CHINA	70	343	184
CEUTA MEL	115	104	56	NORTH KOREA	631	542	286
ICELAND	5 494	1 500	798	SOUTH KOREA	4 016	7 168	3 803
NORWAY	27 122	12 466	6 636	JAPAN	21 733	42 956	22 810
SWEDEN	82 295	44 654	23 808	TAIWAN	1 630	3 170	1 667
FINLAND	33 262	15 381	8 186	HONG KONG	7 830	10 480	5 553
SWITZERLAND	352 002	110 690	58 891	AUSTRALIA	19 897	19 728	10 460
AUSTRIA	285 766	94 922	50 569	NEW ZEALAND	1 837	2 171	1 153
ANDORRA	263	303	159	FR POLYNESIA	504	101	53
MALTA	283	597	314				
YUGOSLAVIA	24 573	8 756	4 682	666 POTTERY			
TURKEY	5 544	4 425	2 332	IMPORTS	1 060 496	616 398	328 353
SOVIET UNION	478	748	397	FRANCE	42 049	32 333	17 277
POLAND	12 696	5 714	3 133	BELGIUM LUX	25 288	46 777	24 889
CZECHOSLOVA	1 294	2 039	1 078	NETHERLANDS	69 322	39 222	20 931

6 IMPORTS AND EXPORTS (SPECIAL TRADE) BY GROUPS OF THE SITC-REV. III AND BY COUNTRIES OF PRODUCTION AND CONSUMPTION 1989

GROUP COUNTRY	DT = 100 KG	1 000 DM	1 000 \$	GROUP COUNTRY	DT = 100 KG	1 000 DM	1 000 \$
ITALY	235 518	115 051	61 343	NETH ANTILL	59	425	223
UNTD KINGDOM	109 955	72 737	38 678	COLOMBIA	21	304	158
IRELAND	123	168	86	VENEZUELA	106	251	133
DENMARK	3 110	11 311	6 036	ECUADOR	38	100	51
GREECE	6 451	3 429	1 827	BRAZIL	60	228	123
PORTUGAL	156 898	60 420	32 210	CHILE	106	167	87
SPAIN	13 657	8 693	4 616	URUGUAY	37	88	48
NORWAY	31	84	44	CYPRUS	562	904	479
SWEDEN	1 118	3 213	1 717	LEBANON	56	128	71
FINLAND	1 561	2 314	1 247	SYRIA	18	57	31
SWITZERLAND	1 817	5 880	3 149	IRAQ	62	242	133
AUSTRIA	3 232	5 549	2 947	ISRAEL	13 684	10 795	5 745
YUGOSLAVIA	13 422	6 037	3 226	JORDAN	56	82	44
TURKEY	1 691	819	444	SAUDI ARABIA	684	2 125	1 130
SOVIET UNION	1 807	888	468	KUWAIT	448	817	439
POLAND	5 132	1 670	888	BAHRAIN	83	158	85
CZECHOSLOVA	8 452	3 090	1 633	QATAR	51	242	127
HUNGARY	4 093	4 947	2 635	ARAB EMIRAT	581	1 284	684
ROMANIA	52 894	15 069	8 003	OMAN	133	447	237
BULGARIA	887	216	117	MALAYSIA	362	1 938	1 031
USA	1 663	2 892	1 532	SINGAPORE	537	1 600	845
CANADA	67	243	130	PHILIPPINES	388	1 110	595
MEXICO	785	782	417	CHINA	138	234	127
GRENADA	110	115	62	SOUTH KOREA	270	850	452
PERU	117	312	164	JAPAN	5 693	24 676	13 178
BRAZIL	18 912	4 480	2 375	TAIWAN	167	462	246
CHILE	355	572	306	HONG KONG	1 679	3 917	2 073
URUGUAY	71	221	120	AUSTRALIA	5 485	8 082	4 300
ARGENTINA	293	174	92	NEW ZEALAND	1 075	1 336	701
ISRAEL	19	68	38	NEW CALEDON	103	141	77
INDIA	215	127	68				
BANGLADESH	647	189	102				
SRI LANKA	520	821	437				
THAILAND	23 449	5 028	2 668	667 PEARLS, PRECIOUS STONES			
VIETNAM	1 079	498	263	IMPORTS	12 735	1 007 390	535 974
INDONESIA	2 230	709	379	EXPORTS	4 870	701 044	371 228
MALAYSIA	4 710	1 324	707				
SINGAPORE	347	180	93	671 PIG IRON, SPIEGELEISN, ETC			
PHILIPPINES	5 627	3 903	2 077	IMPORTS	13 175 827	2 548 134	1 354 217
CHINA	104 586	36 750	19 590	FRANCE	1 032 421	134 473	71 513
SOUTH KOREA	33 534	14 666	7 813	BELGIUM LUX	204 576	144 031	75 978
JAPAN	19 722	31 623	16 862	NETHERLANDS	133 334	5 110	2 707
TAIWAN	79 752	67 922	36 114	ITALY	408 407	46 696	24 782
HONG KONG	2 451	1 851	989	UNTD KINGDOM	185 751	113 510	60 203
MACAO	394	727	388	IRELAND	40	150	79
EXPORTS	748 577	883 833	470 317	DENMARK	338	78	40
FRANCE	84 537	87 879	46 772	GREECE	504 151	223 794	118 639
BELGIUM LUX	44 937	48 896	26 033	PORTUGAL	2 085	479	253
NETHERLANDS	92 767	67 902	36 256	SPAIN	375 436	48 448	25 925
ITALY	168 305	198 820	105 560	ICELAND	110 201	20 672	10 914
UNTD KINGDOM	23 073	30 558	16 197	NORWAY	1 909 318	307 460	163 207
IRELAND	5 965	4 888	2 614	SWEDEN	386 548	73 441	38 997
DENMARK	28 274	17 214	9 147	FINLAND	119 350	18 749	10 073
GREECE	14 470	9 959	5 311	SWITZERLAND	9 715	1 488	787
PORTUGAL	3 156	4 972	2 641	AUSTRIA	34 389	38 481	20 545
SPAIN	19 867	24 735	13 171	YUGOSLAVIA	261 324	117 674	62 473
CANARY IS	417	691	369	TURKEY	20 064	6 662	3 554
CEUTA MEL	22	94	49	SOVIET UNION	1 483 308	129 978	69 226
ICELAND	1 021	1 527	815	POLAND	34 498	3 757	1 973
NORWAY	9 923	10 623	5 648	CZECHOSLOVA	142 456	18 333	9 760
SWEDEN	34 661	37 905	20 237	HUNGARY	2 072	1 052	560
FINLAND	6 487	7 741	4 128	BULGARIA	22 809	2 776	1 443
SWITZERLAND	64 693	74 724	39 758	ALBANIA	55 996	9 997	5 296
AUSTRIA	60 860	64 400	34 321	EGYPT	37 045	5 642	2 947
ANDORRA	96	209	111	ZIMBABWE	581 187	112 532	59 874
MALTA	485	786	418	REP S AFRICA	2 436 382	389 924	206 892
YUGOSLAVIA	1 938	2 600	1 397	USA	103 484	17 141	9 106
TURKEY	3 742	3 485	1 858	CANADA	806 982	43 382	23 070
SOVIET UNION	2 215	2 227	1 193	DOMINIC REP	68 003	61 177	32 621
POLAND	313	257	137	COLOMBIA	35 415	37 503	19 855
CZECHOSLOVA	793	334	182	BRAZIL	1 039 831	149 413	79 995
HUNGARY	377	405	213	CHILE	1 934	2 019	1 091
ROMANIA	48	58	31	ARGENTINA	916	216	116
BULGARIA	584	609	313	INDIA	155 174	33 218	17 819
MOROCCO	376	591	312	THAILAND	400	66	34
LIBYA	264	808	428	INDONESIA	53 165	26 339	14 289
EGYPT	302	595	320	MALAYSIA	32 458	676	352
LIBERIA	8	57	30	SINGAPORE	1 802	277	151
IVORY COAST	67	89	48	PHILIPPINES	50 263	10 766	5 689
GHANA	80	295	154	CHINA	70 679	23 138	12 151
Togo	436	97	55	JAPAN	14 415	4 606	2 451
ETHIOPIA	43	153	82	TAIWAN	2 675	522	279
REP S AFRICA	1 343	1 777	944	HONG KONG	1 262	425	227
USA	32 888	98 585	52 490	NEW CALEDON	242 091	161 670	86 077
CANADA	4 203	7 990	4 239	EXPORTS	6 859 405	843 975	448 059
MEXICO	273	564	296	FRANCE	2 348 046	173 032	92 056
BERMUDA	118	757	394	BELGIUM LUX	582 757	102 117	54 289
PANAMA	172	890	471	NETHERLANDS	462 072	46 290	24 493
BAHAMAS	47	299	163	ITALY	1 060 003	89 231	47 435
DOMINIC REP	52	177	93	UNTD KINGDOM	222 661	52 885	28 033
AM VIRGIN IS	23	142	74	IRELAND	21 077	245	133
CAYMAN IS	17	170	90	DENMARK	2 277	4 269	2 277
JAMAICA	52	173	90	GREECE	28 179	3 554	2 057
BARBADOS	164	500	263				
ARUBA	38	145	75				

6 IMPORTS AND EXPORTS (SPECIAL TRADE) BY GROUPS OF THE SITC-REV. III AND BY COUNTRIES OF PRODUCTION AND CONSUMPTION 1989

GROUP COUNTRY	DT = 100 KG	1 000 DM	1 000 \$	GROUP COUNTRY	DT = 100 KG	1 000 DM	1 000 \$
PORTUGAL	27 047	2 130	1 122	UNITED KINGDOM	658 511	50 359	26 556
SPAIN	429 314	33 241	17 565	IRELAND	1 008	126	68
NORWAY	12 846	2 469	1 287	DENMARK	639 887	34 002	18 186
SWEDEN	115 294	50 961	27 171	GREECE	18 376	1 249	660
FINLAND	29 283	8 345	4 434	SPAIN	40 248	3 838	2 030
SWITZERLAND	378 223	30 982	16 479	NORWAY	16 820	1 079	580
AUSTRIA	349 160	47 265	25 144	SWEDEN	117 987	13 259	7 108
YUGOSLAVIA	35 331	9 868	5 239	FINLAND	530 674	30 877	16 371
TURKEY	50 956	6 748	3 545	SWITZERLAND	368 746	40 262	21 507
SOVIET UNION	3 957	2 748	1 487	AUSTRIA	1 535 054	149 333	79 366
POLAND	17 244	4 035	2 104	YUGOSLAVIA	4 448	616	332
CZECHOSLOVAKIA	20 149	6 995	3 705	TURKEY	16 403	1 326	733
HUNGARY	10 184	3 253	1 728	POLAND	6 375	1 219	651
ROMANIA	16 434	5 071	2 663	HUNGARY	589	71	36
BULGARIA	3 805	1 498	818	ROMANIA	92	79	42
ALBANIA	630	83	44	ALGERIA	2 304	263	141
MOROCCO	1 216	258	137	GHANA	64 711	3 843	2 112
ALGERIA	23 940	1 297	681	CAMEROON	1 521	100	53
TUNISIA	34 772	1 743	923	REP S AFRICA	13 417	1 871	981
LIBYA	2 720	537	283	USA	3 234 211	171 010	91 677
EGYPT	897	169	87	CANADA	18 491	1 342	713
SIERRA LEONE	400	80	41	MEXICO	18 043	1 718	890
NIGERIA	1 181	177	93	COLOMBIA	511	149	77
GABON	2 770	505	268	IRAQ	151	393	198
ZAIRE	1 532	656	357	ISRAEL	9 348	945	505
ANGOLA	3 006	676	357	INDIA	13 465	1 461	781
TANZANIA	10 150	584	322	BURMA	822	86	50
REP S AFRICA	3 081	1 293	677	THAILAND	307 652	15 506	8 245
USA	307 140	84 923	44 862	SINGAPORE	1 083	93	50
CANADA	76 564	15 567	8 335	SOUTH KOREA	25 529	9 568	5 165
MEXICO	3 369	997	523	JAPAN	5 313	548	294
EL SALVADOR	510	62	33	TAIWAN	20 082	1 014	521
COLOMBIA	3 447	567	302				
VENEZUELA	2 715	768	409	673 FLAT-ROLLED IRON ETC.			
PERU	3 166	729	378				
BRAZIL	20 986	4 499	2 383	IMPORTS	46 605 790	4 111 553	2 186 231
CHILE	8 379	1 302	693	FRANCE	5 806 844	557 186	295 936
ARGENTINA	6 651	1 280	674	BELGIUM LUX	15 999 302	1 430 005	760 876
IRAQ	18 726	5 636	2 966	NETHERLANDS	5 130 547	429 928	227 952
IRAN	4 337	665	353	ITALY	2 188 426	197 111	104 981
ISRAEL	4 156	518	269	UNITED KINGDOM	2 078 881	194 362	103 113
ARAB EMIRAT	4 701	223	118	IRELAND	665	118	59
PAKISTAN	5 669	1 146	615	DENMARK	1 262 786	103 839	55 260
INDIA	11 894	3 998	2 137	GREECE	66 688	7 308	3 853
BURMA	215	137	72	SPAIN	380 578	31 762	17 083
THAILAND	2 086	660	339	NORWAY	68 717	6 841	3 644
INDONESIA	3 917	925	484	SWEDEN	1 791 923	172 532	91 831
MALAYSIA	810	352	182	FINLAND	1 429 372	122 915	65 512
SINGAPORE	862	118	63	SWITZERLAND	476 357	44 747	23 834
PHILIPPINES	1 237	257	137	AUSTRIA	4 756 862	415 242	220 925
CHINA	1 851	443	232	YUGOSLAVIA	277 952	20 249	10 751
SOUTH KOREA	2 083	1 006	540	TURKEY	122 639	9 254	4 800
JAPAN	35 639	17 020	9 008	SOVIET UNION	108 692	7 274	3 827
TAIWAN	3 990	1 321	697	POLAND	973 854	68 686	36 535
AUSTRALIA	10 973	2 810	1 481	CZECHOSLOVAKIA	1 314 559	98 083	52 306
NEW ZEALAND	422	86	46	HUNGARY	439 359	34 322	18 248
				ROMANIA	622 239	48 962	25 864
672 INGOTS ETC. IRON OR STEEL				BULGARIA	636 634	23 864	12 848
IMPORTS	12 134 546	1 975 230	1 048 957	ALGERIA	60 929	3 522	1 905
FRANCE	1 184 225	92 872	49 338	LIBYA	2 510	137	75
BELGIUM LUX	2 864 003	706 517	374 631	EGYPT	19 835	1 538	828
NETHERLANDS	2 106 761	136 014	71 894	REP S AFRICA	88 322	7 189	3 833
ITALY	316 615	50 469	26 745	USA	23 308	2 279	1 214
UNITED KINGDOM	2 706 132	613 083	326 145	VENEZUELA	70 538	5 834	3 090
DENMARK	1 683	206	111	BRAZIL	366 016	27 699	14 916
PORTUGAL	347	62	33	INDIA	268 705	21 812	11 381
SPAIN	262 808	15 398	8 133	CHINA	551	80	44
SWEDEN	542 641	96 042	50 878	SOUTH KOREA	3 413	224	119
FINLAND	678	349	186	JAPAN	67 099	16 518	8 749
SWITZERLAND	1 759	637	343	EXPORTS	76 985 231	7 207 714	3 832 200
AUSTRIA	23 481	9 739	5 189	FRANCE	8 107 965	762 019	405 042
YUGOSLAVIA	31 376	2 105	1 057	BELGIUM LUX	4 471 018	425 687	226 007
TURKEY	168 471	15 086	7 958	NETHERLANDS	6 862 008	650 054	345 403
SOVIET UNION	553 568	28 127	15 106	ITALY	7 067 872	614 650	326 580
POLAND	125 262	12 764	6 771	UNITED KINGDOM	4 766 955	448 088	239 324
CZECHOSLOVAKIA	5 325	254	136	IRELAND	47 566	6 126	3 266
HUNGARY	280 620	18 356	9 694	DENMARK	1 208 376	119 254	63 572
BULGARIA	2 935	204	111	GREECE	1 328 194	94 074	49 346
EGYPT	12 256	786	408	PORTUGAL	2 504 041	199 988	105 902
REP S AFRICA	15 674	5 365	2 786	SPAIN	5 913 162	507 157	270 166
USA	3 430	1 459	783	CANARY IS	992	97	52
CANADA	174 554	10 431	5 372	ICELAND	1 850	270	146
MEXICO	2 132	255	129	NORWAY	1 044 594	83 773	44 794
BRAZIL	285 350	23 055	12 187	SWEDEN	1 746 183	167 693	89 311
ARGENTINA	103 960	5 956	3 091	FINLAND	88 970	8 837	4 721
INDIA	523	2 407	1 280	SWITZERLAND	2 749 492	277 207	147 153
JAPAN	888	611	323	AUSTRIA	1 327 087	149 178	79 202
TAIWAN	357 070	126 613	67 975	MALTA	4 482	486	259
EXPORTS	14 776 183	1 050 865	560 104	YUGOSLAVIA	929 754	109 588	58 080
FRANCE	2 682 542	212 695	113 606	TURKEY	341 950	31 621	16 916
BELGIUM LUX	1 224 138	67 854	36 273	SOVIET UNION	8 952 417	854 470	453 746
NETHERLANDS	931 191	56 084	29 586	POLAND	319 357	37 850	20 125
ITALY	2 244 554	176 213	93 337	CZECHOSLOVAKIA	34 100	9 316	4 952
				HUNGARY	41 811	5 989	3 187

6 IMPORTS AND EXPORTS (SPECIAL TRADE) BY GROUPS OF THE SITC-REV. III AND BY COUNTRIES OF PRODUCTION AND CONSUMPTION 1989

GROUP COUNTRY	DT = 100 KG	1 000 DM	1 000 \$	GROUP COUNTRY	DT = 100 KG	1 000 DM	1 000 \$
ROMANIA	19 186	5 212	2 764	FINLAND	168 908	20 485	11 084
BULGARIA	135 472	14 615	7 827	SWITZERLAND	25 720	4 612	2 449
ALBANIA	5 537	716	381	AUSTRIA	1 446 923	199 335	105 848
MOROCCO	399 189	35 595	18 830	YUGOSLAVIA	6 615	742	380
ALGERIA	75 546	8 250	4 391	TURKEY	52 479	5 340	2 858
TUNISIA	110 763	10 246	5 441	POLAND	92 681	10 617	5 596
LIBYA	446 463	36 388	18 669	CZECHOSLOVAKIA	40 150	4 443	2 384
EGYPT	316 253	28 911	15 551	ROMANIA	1 800	201	112
SUDAN	9 817	913	480	ALGERIA	102 504	12 372	6 576
MALI	10 813	1 814	980	REP S AFRICA	940	118	68
SENEGAL	3 800	391	203	USA	32 608	5 510	2 890
LIBERIA	5 223	627	330	CANADA	10 523	822	444
IVORY COAST	289 969	27 427	14 653	VENEZUELA	19 555	2 466	1 302
GHANA	4 989	547	291	BRAZIL	47 471	5 735	2 954
TOGO	75 676	7 569	4 035	ARGENTINA	42 785	5 804	3 179
NIGERIA	435 238	54 556	28 938	INDONESIA	2 070	275	150
CAMEROON	36 855	3 611	1 902	JAPAN	192 782	25 725	13 695
GABON	1 116	190	106	AUSTRALIA	585	98	50
CONGO	829	136	75				
ZAIRE	79 492	10 158	5 416	EXPORTS	21 072 340	2 908 812	1 546 875
BURUNDI	739	87	47				
ANGOLA	85 975	8 835	4 720	FRANCE	2 210 336	301 368	160 468
ETHIOPIA	55 301	6 604	3 542	BELGIUM LUX	647 786	100 719	53 484
SOMALIA	3 857	420	215	NETHERLANDS	2 547 105	373 056	198 210
KENYA	92 335	7 572	4 014	ITALY	1 504 478	188 659	100 232
UGANDA	650	126	69	UNITED KINGDOM	2 492 672	351 682	187 257
TANZANIA	78 827	7 118	3 740	IRELAND	16 231	3 183	1 688
MOZAMBIQUE	3 978	464	242	DENMARK	693 769	96 888	51 485
REUNION	957	85	44	GREECE	332 215	47 776	25 238
ZAMBIA	1 748	288	151	PORTUGAL	126 390	16 799	8 923
ZIMBABWE	21 758	2 380	1 248	SPAIN	1 007 834	134 697	71 654
REP S AFRICA	123 748	14 821	7 903	ICELAND	14 382	2 448	1 302
USA	4 868 546	446 567	237 575	NORWAY	105 204	14 686	7 813
CANADA	299 578	25 795	13 825	SWEDEN	982 458	124 790	66 397
MEXICO	989 441	98 893	52 357	FINLAND	197 483	28 437	15 173
GUATEMALA	20 941	2 289	1 214	SWITZERLAND	827 944	121 506	64 550
HONDURAS	1 328	226	121	AUSTRIA	741 601	112 780	59 816
EL SALVADOR	16 722	1 750	933	MALTA	13 394	1 707	903
NICARAGUA	3 920	375	201	YUGOSLAVIA	297 533	43 388	22 942
COSTA RICA	3 881	472	253	TURKEY	195 105	25 753	13 669
CUBA	50 285	6 892	3 615	SOVIET UNION	269 906	46 977	24 924
HAITI	22 321	2 380	1 257	POLAND	85 110	12 972	6 922
DOMINIC REP	25 279	2 228	1 200	CZECHOSLOVAKIA	31 207	4 575	2 418
TRINIDAD TOB	3 569	291	157	HUNGARY	155 957	24 410	12 885
COLOMBIA	36 926	3 773	2 034	ROMANIA	567	211	111
VENEZUELA	65 418	7 910	4 121	BULGARIA	3 563	615	323
SURINAME	1 113	104	55	ALBANIA	169	85	46
ECUADOR	44 154	4 814	2 554	MOROCCO	81 484	11 714	6 218
PERU	88 546	10 410	5 516	ALGERIA	59 070	11 661	6 189
BRAZIL	178 682	20 222	11 035	TUNISIA	13 856	1 878	1 038
CHILE	99 255	10 459	5 573	LIBYA	8 632	1 660	887
ARGENTINA	273 621	21 384	11 541	EGYPT	100 330	14 027	7 490
CYPRUS	8 538	947	509	SUDAN	6 840	1 447	754
SYRIA	138 105	9 075	4 884	SENEGAL	1 507	312	171
IRAQ	257 074	28 946	15 519	SIERRA LEONE	1 506	293	157
IRAN	236 130	28 160	15 023	LIBERIA	328	63	33
ISRAEL	150 450	15 675	8 286	IVORY COAST	2 720	399	209
JORDAN	48 184	4 408	2 341	GHANA	2 348	283	152
SAUDI ARABIA	274 998	21 993	11 776	NIGERIA	23 287	4 452	2 382
KUWAIT	41 397	3 770	1 993	CAMEROON	1 276	207	110
BAHRAIN	44 284	4 123	2 206	CONGO	1 757	340	176
QATAR	13 438	1 555	825	ZAIRE	5 582	1 048	553
ARAB EMIRAT	58 851	5 726	3 054	RWANDA	1 304	114	60
OMAN	3 876	411	222	ANGOLA	335	65	35
PAKISTAN	184 985	15 587	8 319	ETHIOPIA	19 142	2 495	1 341
INDIA	3 658 398	345 727	184 183	KENYA	70 174	9 219	4 916
BANGLADESH	30 047	3 152	1 732	TANZANIA	5 458	1 055	558
SRI LANKA	1 137	133	73	MADAGASCAR	2 885	767	416
NEPAL	3 079	287	156	MAURITIUS	393	87	46
BHUTAN	7 447	672	367	ZAMBIA	24 764	3 446	1 833
BURMA	5 945	1 118	601	ZIMBABWE	15 713	2 414	1 288
THAILAND	251 424	14 409	7 717	MALAWI	435	169	90
INDONESIA	19 410	2 058	1 093	REP S AFRICA	233 547	32 282	17 093
MALAYSIA	3 276	270	144	USA	2 564 117	306 558	162 720
SINGAPORE	24 168	4 195	2 250	CANADA	12 268	1 585	835
PHILIPPINES	10 219	973	511	MEXICO	198 533	27 497	14 607
CHINA	1 556 846	155 038	82 036	GUATEMALA	11 787	1 967	1 052
SOUTH KOREA	13 297	2 928	1 534	HONDURAS	2 063	249	134
JAPAN	476	1 247	663	EL SALVADOR	1 864	221	118
TAIWAN	11 761	2 574	1 363	COSTA RICA	33 247	4 367	2 325
HONG KONG	9 457	832	446	PANAMA	28 431	5 796	3 059
AUSTRALIA	9 081	2 794	1 485	DOMINIC REP	19 146	3 121	1 684
NEW ZEALAND	1 239	221	121	TRINIDAD TOB	1 665	199	114
				COLOMBIA	1 835	296	157
				VENEZUELA	1 293	305	165
674 FLAT-ROLLED PLATED IRON				ECUADOR	138 820	20 462	11 050
IMPORTS	12 463 259	1 656 285	881 882	PERU	44 344	7 194	3 823
FRANCE	3 415 636	449 543	239 228	BRAZIL	48 810	7 390	3 975
BELGIUM LUX	4 593 289	588 303	313 477	CHILE	21 167	2 672	1 426
NETHERLANDS	838 894	129 407	68 907	URUGUAY	1 886	289	155
ITALY	259 810	35 147	18 826	ARGENTINA	36 997	4 621	2 455
UNITED KINGDOM	714 230	104 784	55 704	CYPRUS	25 713	4 032	2 126
DENMARK	15 729	2 309	1 223	LEBANON	22 440	2 839	1 542
GREECE	68 478	8 403	4 473	SYRIA	44 831	3 224	1 704
SPAIN	102 298	11 562	6 224	IRAQ	47 426	9 271	4 958
SWEDEN	167 162	22 026	11 746	IRAN	253 056	35 524	19 195
				ISRAEL	251 365	38 581	20 481

6 IMPORTS AND EXPORTS (SPECIAL TRADE) BY GROUPS OF THE SITC-REV. III AND BY COUNTRIES OF PRODUCTION AND CONSUMPTION 1989

GROUP COUNTRY	DT = 100 KG	1 000 DM	1 000 \$	GROUP COUNTRY	DT = 100 KG	1 000 DM	1 000 \$
JORDAN	5 117	513	272	TANZANIA	171	143	77
SAUDI ARABIA	193 171	27 353	14 525	ZIMBABWE	9 515	1 761	950
BAHRAIN	3 212	443	233	REP S AFRICA	90 933	23 411	12 471
QATAR	1 230	185	96	USA	457 698	130 865	69 501
ARAB EMIRAT	16 101	3 003	1 628	CANADA	165 477	90 263	47 954
NORTH YEMEN	18 928	3 564	1 931	MEXICO	57 975	12 109	6 451
SOUTH YEMEN	3 788	1 028	550	HONDURAS	133	85	44
AFGHANISTAN	787	141	76	CUBA	4 438	1 403	731
PAKISTAN	126 679	9 991	5 365	DOMINIC REP	43	120	67
INDIA	185 857	20 034	10 890	COLOMBIA	3 636	1 250	656
BANGLADESH	3 963	334	178	VENEZUELA	25 789	6 839	3 633
SRI LANKA	4 845	840	445	PERU	15 591	2 443	1 315
BURMA	1 206	739	394	BRAZIL	77 968	31 004	16 738
THAILAND	24 801	3 251	1 721	CHILE	44 333	7 745	4 119
INDONESIA	2 664	481	256	PARAGUAY	76	58	31
MALAYSIA	5 927	756	408	URUGUAY	4 945	1 950	1 043
BRUNEI	300	82	43	ARGENTINA	20 576	8 397	4 406
SINGAPORE	35 654	6 471	3 494	CYPRUS	163	72	38
PHILIPPINES	3 635	512	270	LEBANON	954	556	292
CHINA	132 780	18 552	9 935	SYRIA	9 571	1 511	812
SOUTH KOREA	149 456	18 707	9 911	IRAQ	989 581	100 305	52 569
JAPAN	103 252	12 339	6 563	IRAN	60 809	15 161	7 574
TAIWAN	2 207	738	392	ISRAEL	26 807	6 202	3 272
HONG KONG	11 843	1 909	988	JORDAN	1 901	292	159
AUSTRALIA	28 705	5 048	2 645	SAUDI ARABIA	3 923	923	499
NEW ZEALAND	6 547	1 198	629	BAHRAIN	695	100	50
				ARAB EMIRAT	497	126	69
675 FLAT-ROLLED, ALLOY STEEL				PAKISTAN	30 604	9 469	4 997
IMPORTS	4 681 848	1 929 220	1 023 874	INDIA	720 965	151 363	80 522
FRANCE	1 019 507	398 579	211 402	BANGLADESH	3 933	525	291
BELGIUM LUX	810 868	379 370	201 547	THAILAND	49 699	23 235	12 318
NETHERLANDS	72 225	34 709	18 433	INDONESIA	6 874	3 515	1 877
ITALY	354 125	138 171	73 167	MALAYSIA	7 646	2 310	1 242
UNTD KINGDOM	295 929	144 222	76 554	SINGAPORE	13 622	6 548	3 492
DENMARK	2 574	1 017	537	PHILIPPINES	3 412	1 654	894
GREECE	107	62	32	CHINA	282 529	80 270	42 823
SPAIN	213 407	112 493	59 681	NORTH KOREA	31 467	8 897	4 494
FAROE IS	210	146	79	SOUTH KOREA	218 786	86 950	46 686
NORWAY	3 997	353	190	JAPAN	35 457	9 554	5 070
SWEDEN	949 088	393 716	209 009	TAIWAN	449 069	141 106	74 578
FINLAND	209 963	110 176	58 458	HONG KONG	47 041	18 796	9 988
SWITZERLAND	16 548	7 197	3 841	AUSTRALIA	215 846	74 821	39 229
AUSTRIA	567 448	134 837	71 634	NEW ZEALAND	1 119	485	262
YUGOSLAVIA	5 552	1 835	976	676 IRON, STL.BAR, SHAPES ETC.			
TURKEY	20 205	1 459	797	IMPORTS	49 599 464	4 821 215	2 564 557
SOVIET UNION	599	343	178	FRANCE	7 736 432	818 087	434 593
CZECHOSLOVA	1 506	452	244	BELGIUM LUX	7 418 081	622 377	332 045
HUNGARY	1 925	976	527	NETHERLANDS	3 074 544	270 332	143 808
REP S AFRICA	1 850	146	80	ITALY	9 415 373	928 723	494 029
USA	11 188	14 585	7 721	UNTD KINGDOM	2 471 015	240 085	127 549
CANADA	2 814	1 067	568	IRELAND	344 069	26 492	14 064
MEXICO	620	360	188	DENMARK	394 629	34 847	18 417
BRAZIL	2 695	1 000	528	PORTUGAL	10 755	791	417
INDIA	804	231	121	SPAIN	2 772 512	291 503	155 588
SOUTH KOREA	1 970	1 014	534	NORWAY	852 448	61 798	32 777
JAPAN	113 957	50 484	26 734	SWEDEN	1 807 790	294 311	156 809
EXPORTS	16 464 340	4 786 342	2 540 178	FINLAND	385 625	40 664	21 678
FRANCE	1 646 193	409 951	217 774	SWITZERLAND	2 562 981	222 207	118 253
BELGIUM LUX	2 682 230	797 394	422 550	AUSTRIA	1 325 272	232 084	123 471
NETHERLANDS	639 025	225 753	120 020	YUGOSLAVIA	713 494	65 969	35 048
ITALY	1 273 025	431 197	228 505	TURKEY	1 440 057	96 443	51 125
UNTD KINGDOM	2 608 438	687 615	365 500	SOVIET UNION	106 357	7 746	4 136
IRELAND	3 339	1 604	860	POLAND	1 860 770	120 742	64 011
DENMARK	179 996	74 548	39 602	CZECHOSLOVA	1 441 805	103 386	55 198
GREECE	78 082	30 562	16 067	HUNGARY	719 097	46 652	24 737
PORTUGAL	84 883	32 830	17 415	ROMANIA	562 008	37 434	19 891
SPAIN	317 091	87 915	46 743	BULGARIA	54 218	3 532	1 889
ICELAND	787	116	61	ALGERIA	208	125	67
NORWAY	130 096	35 313	18 847	EGYPT	607 373	37 830	19 872
SWEDEN	311 563	110 742	58 798	REP S AFRICA	134 040	11 895	6 354
FINLAND	198 100	54 424	28 896	USA	47 069	20 648	11 008
SWITZERLAND	491 796	195 881	104 123	CANADA	58 281	3 927	2 065
AUSTRIA	429 998	167 040	88 673	MEXICO	55 979	5 744	3 060
MALTA	7 850	4 216	2 227	TRINIDAD TOB	164 009	10 953	5 633
YUGOSLAVIA	143 238	56 887	30 235	VENEZUELA	104 972	6 385	3 457
TURKEY	178 859	57 264	30 395	BRAZIL	208 941	42 286	22 451
SOVIET UNION	418 266	86 332	45 779	ARGENTINA	451 437	29 368	15 560
POLAND	112 917	58 944	31 078	SYRIA	189	118	63
CZECHOSLOVA	2 904	5 840	3 103	SAUDI ARABIA	6 010	519	278
HUNGARY	54 675	29 228	15 592	INDIA	21 896	12 389	6 549
ROMANIA	20 503	4 903	2 581	CHINA	505	325	187
BULGARIA	170 091	49 581	26 492	SOUTH KOREA	56 739	23 734	12 541
ALBANIA	1 039	480	251	JAPAN	211 145	48 584	25 785
MOROCCO	6 220	1 377	752	TAIWAN	336	71	39
ALGERIA	37 868	10 655	5 606	EXPORTS	33 897 367	3 836 700	2 039 154
TUNISIA	1 248	476	251	FRANCE	6 550 368	721 733	384 168
EGYPT	37 453	11 143	5 905	BELGIUM LUX	2 906 839	295 752	156 964
LIBERIA	1 164	270	144	NETHERLANDS	6 460 877	602 613	320 115
NIGERIA	245	60	31	ITALY	3 368 479	405 828	215 496
CAMEROON	516	101	55	UNTD KINGDOM	1 828 274	208 394	110 840
ANGOLA	111	97	52	IRELAND	32 859	8 302	4 395
ETHIOPIA	205	83	43	DENMARK	794 289	108 439	57 549
KENYA	588	217	117				

6 IMPORTS AND EXPORTS (SPECIAL TRADE) BY GROUPS OF THE SITC-REV. III AND BY COUNTRIES OF PRODUCTION AND CONSUMPTION 1989

GROUP COUNTRY	DT = 100 KG	1 000 DM	1 000 \$	GROUP COUNTRY	DT = 100 KG	1 000 DM	1 000 \$
GREECE	80 802	10 984	5 833	FRANCE	5 847	1 054	554
PORTUGAL	121 355	20 578	10 910	BELGIUM LUX	135 032	11 154	5 918
SPAIN	968 471	111 335	59 207	NETHERLANDS	13 046	1 714	921
CANARY IS	262	109	58	ITALY	878	288	159
ICELAND	2 058	276	145	UNITD KINGDOM	14 737	2 039	1 087
NORWAY	395 446	45 317	24 225	DENMARK	2 183	462	241
SWEDEN	1 122 803	130 796	69 725	PORTUGAL	160	60	33
FINLAND	447 958	50 523	26 783	SPAIN	17 340	2 144	1 143
SWITZERLAND	1 800 411	267 666	142 278	NORWAY	18	58	31
AUSTRIA	1 459 083	189 298	100 565	SWEDEN	7 968	641	331
MALTA	185	169	88	SWITZERLAND	1 957	1 242	662
YUGOSLAVIA	199 285	26 328	13 965	AUSTRIA	32 043	3 863	2 037
TURKEY	255 211	25 059	13 340	CZECHOSLOVIA	19 382	1 467	775
SOVIET UNION	234 790	23 726	12 664	HUNGARY	570	133	69
POLAND	148 745	30 883	16 413	USA	98	85	46
CZECHOSLOVIA	7 283	2 044	1 077	CANADA	1 136	114	59
HUNGARY	39 125	8 488	4 501	BRAZIL	413	65	35
ROMANIA	6 243	2 121	1 149				
BULGARIA	94 308	11 908	6 378	EXPORTS	1 408 340	160 025	85 229
ALBANIA	919	258	138				
MOROCCO	12 913	1 087	582	FRANCE	19 844	4 359	2 319
ALGERIA	136 717	13 385	7 039	BELGIUM LUX	19 083	4 362	2 321
TUNISIA	7 106	1 078	558	NETHERLANDS	228 468	25 557	13 579
LIBYA	131 899	18 808	10 040	ITALY	497 869	19 798	10 618
EGYPT	50 170	6 706	3 540	UNITD KINGDOM	37 552	2 704	1 446
SUDAN	488	74	41	IRELAND	1 272	622	340
MALI	2 769	239	126	DENMARK	6 860	2 815	1 487
GUINEA	1 912	178	96	GREECE	2 041	510	268
SIERRA LEONE	682	146	77	PORTUGAL	1 529	478	262
LIBERIA	4 142	377	198	SPAIN	126 615	22 853	12 282
GHANA	13 231	1 312	697	NORWAY	5 063	1 128	597
NIGERIA	24 740	2 327	1 240	SWEDEN	14 838	4 232	2 233
CAMEROON	9 453	890	482	FINLAND	14 135	5 092	2 705
CENT AFR REP	878	145	73	SWITZERLAND	177 858	24 522	12 949
ZAIRE	3 310	1 861	984	AUSTRIA	33 534	6 754	3 576
RWANDA	357	69	36	YUGOSLAVIA	5 902	2 297	1 244
ANGOLA	1 860	291	150	TURKEY	2 530	1 255	656
ETHIOPIA	3 856	623	334	HUNGARY	504	657	355
KENYA	36 463	3 636	1 923	ALGERIA	1 475	201	105
TANZANIA	16 908	1 143	607	EGYPT	31 698	5 423	2 864
ZAMBIA	537	163	84	SENEGAL	353	99	53
ZIMBABWE	3 686	955	504	GUINEA	10 079	1 192	657
REP S AFRICA	28 318	9 447	5 026	LIBERIA	3 483	713	377
USA	1 706 813	174 779	92 343	NIGERIA	3 632	1 316	667
CANADA	279 171	33 184	17 611	CAMEROON	852	88	48
MEXICO	37 868	7 698	4 109	KENYA	2 263	127	70
GUATEMALA	2 569	213	113	REP S AFRICA	1 092	394	202
HONDURAS	1 020	135	71	USA	91 780	9 422	5 039
EL SALVADOR	12 520	1 141	606	CANADA	15 089	2 345	1 271
COSTA RICA	754	213	112	MEXICO	603	314	168
CUBA	19 523	2 895	1 545	VENEZUELA	2 385	349	184
BAHAMAS	50 878	5 000	2 670	FRENCH GUIAN	469	99	51
ANTIGUA	9 150	812	437	PERU	1 643	183	105
BARBADOS	990	76	40	BRAZIL	7 946	1 304	689
COLOMBIA	5 343	1 399	743	CHILE	932	143	73
VENEZUELA	7 844	1 450	778	IRAQ	628	114	63
ECUADOR	1 335	322	167	ISRAEL	603	185	104
PERU	7 006	1 010	541	SAUDI ARABIA	1 222	203	104
BRAZIL	7 795	2 046	1 102	PAKISTAN	19 185	596	326
CHILE	10 068	2 131	1 123	INDIA	3 615	1 067	572
ARGENTINA	18 188	5 620	2 952	THAILAND	1 013	144	83
CYPRUS	2 099	229	119	INDONESIA	1 179	217	115
LEBANON	424	126	68	SINGAPORE	756	275	147
SYRIA	25 030	2 504	1 327	SOUTH KOREA	1 723	1 764	921
IRAQ	143 378	18 581	9 908	JAPAN	3 710	590	314
IRAN	78 823	14 586	7 722	TAIWAN	713	261	137
ISRAEL	32 041	6 661	3 562	AUSTRALIA	284	313	160
JORDAN	11 071	1 098	583				
SAUDI ARABIA	110 965	10 110	5 285	678 WIRE OF IRON OR STEEL			
KUWAIT	5 159	645	337				
BAHRAIN	9 802	863	481	IMPORTS	3 652 923	686 289	365 057
QATAR	8 100	984	523				
ARAB EMIRAT	34 160	3 518	1 865	FRANCE	496 909	125 604	66 884
OMAN	572	61	34	BELGIUM LUX	865 310	183 294	97 508
PAKISTAN	46 963	7 060	3 766	NETHERLANDS	214 497	25 971	13 797
INDIA	198 870	24 969	13 361	ITALY	464 140	79 021	42 070
BANGLADESH	2 568	300	155	UNITD KINGDOM	133 667	29 699	15 814
SRI LANKA	154	55	30	IRELAND	2 637	483	250
BURMA	4 553	1 020	545	DENMARK	10 233	1 687	898
THAILAND	121 758	9 099	4 929	SPAIN	13 245	4 055	2 156
INDONESIA	44 040	5 804	3 137	NORWAY	7 288	1 028	545
MALAYSIA	56 985	5 299	2 857	SWEDEN	137 669	79 595	42 298
SINGAPORE	348 584	29 419	15 977	FINLAND	805	207	111
PHILIPPINES	2 118	745	395	SWITZERLAND	77 981	22 951	12 183
CHINA	227 468	22 528	11 697	AUSTRIA	298 508	45 814	24 399
SOUTH KOREA	23 153	6 956	3 665	YUGOSLAVIA	19 339	1 772	947
JAPAN	175 806	13 733	7 335	TURKEY	995	113	59
TAIWAN	136 125	18 335	9 740	SOVIET UNION	37 919	2 621	1 380
HONG KONG	61 865	6 063	3 253	POLAND	101 469	7 191	3 821
AUSTRALIA	33 346	7 959	4 223	CZECHOSLOVIA	581 564	36 887	19 479
PAPUA NEW G	2 913	249	132	HUNGARY	53 321	4 243	2 265
NEW ZEALAND	5 953	2 530	1 351	ROMANIA	22 343	2 028	1 071
				REP S AFRICA	64 999	5 096	2 721
677 RAILWAY TRACK IRON,STEEL				USA	6 678	4 529	2 401
IMPORTS	416 558	36 278	19 291	BRAZIL	7 058	759	405
				INDIA	1 507	786	423
				CHINA	31 757	3 575	1 907

6 IMPORTS AND EXPORTS (SPECIAL TRADE) BY GROUPS OF THE SITC-REV. III AND BY COUNTRIES OF PRODUCTION AND CONSUMPTION 1989

GROUP COUNTRY	DT = 100 KG	1 000 DM	1 000 \$	GROUP COUNTRY	DT = 100 KG	1 000 DM	1 000 \$
SOUTH KOREA	4 294	3 837	2 041	ITALY	2 626 777	488 990	260 322
JAPAN	14 353	12 610	6 684	UNTD KINGDOM	510 080	131 344	69 962
TAIWAN	1 020	805	426	IRELAND	3 210	1 853	988
EXPORTS	3 341 065	685 099	364 185	DENMARK	195 127	46 075	24 355
FRANCE	766 259	116 636	62 064	GREECE	999	188	100
BELGIUM LUX	331 881	62 032	32 967	PORTUGAL	10 262	4 522	2 431
NETHERLANDS	620 744	109 228	58 065	SPAIN	301 978	66 868	35 614
ITALY	126 676	26 386	14 052	NORWAY	10 842	2 822	1 493
UNTD KINGDOM	80 702	23 339	12 382	SWEDEN	487 841	255 693	135 909
IRELAND	13 177	4 517	2 397	FINLAND	107 592	36 112	19 252
DENMARK	130 500	20 742	11 000	SWITZERLAND	861 704	226 085	120 080
GREECE	6 501	1 438	757	AUSTRIA	1 115 246	251 962	139 916
PORTUGAL	12 905	6 766	3 601	MALTA	657	268	143
SPAIN	25 563	9 530	5 049	YUGOSLAVIA	447 586	47 162	25 072
NORWAY	10 566	1 906	1 011	TURKEY	659 609	6 543	3 458
SWEDEN	39 611	9 366	4 976	SOVIET UNION	143 249	9 505	5 062
FINLAND	28 701	8 348	4 431	POLAND	222 638	23 023	12 250
SWITZERLAND	243 010	60 774	32 241	CZECHOSLOVA	325 207	25 345	13 497
AUSTRIA	186 283	36 777	19 521	HUNGARY	343 284	28 484	15 226
MALTA	122	249	129	ROMANIA	118 637	10 155	5 397
YUGOSLAVIA	42 961	13 778	7 332	BULGARIA	20 483	2 050	1 086
TURKEY	19 492	3 693	1 942	REP S AFRICA	73 073	7 435	3 952
SOVIET UNION	23 879	6 659	3 607	USA	17 726	38 588	20 453
POLAND	57 591	15 477	8 282	CANADA	1 516	939	496
CZECHOSLOVA	6 296	4 594	2 442	MEXICO	191	141	73
HUNGARY	58 239	10 987	5 823	VENEZUELA	125 042	11 667	6 151
ROMANIA	3 876	2 175	1 168	BRAZIL	158 972	24 197	12 771
BULGARIA	20 844	4 747	2 517	ARGENTINA	92 353	14 601	7 705
ALBANIA	68	105	56	ISRAEL	6 365	2 832	1 515
MOROCCO	4 663	855	449	INDIA	182	75	38
ALGERIA	9 577	2 372	1 303	THAILAND	193	58	30
TUNISIA	3 873	795	415	SINGAPORE	59	167	86
LIBYA	128 932	22 301	11 880	CHINA	6 124	1 350	713
EGYPT	7 492	1 672	900	SOUTH KOREA	16 366	9 237	4 946
GHANA	5 113	790	424	JAPAN	31 443	34 074	18 206
NIGERIA	2 621	601	321	TAIWAN	18 191	7 648	4 063
CAMEROON	809	101	54	EXPORTS	32 396 554	6 311 042	3 358 201
ANGOLA	3 093	517	284	FRANCE	1 770 705	400 695	212 903
ETHIOPIA	319	133	72	BELGIUM LUX	815 883	241 156	128 147
KENYA	2 987	537	290	NETHERLANDS	3 415 981	653 213	347 344
TANZANIA	1 114	134	71	ITALY	1 683 335	321 599	171 079
MOZAMBIQUE	400	55	30	UNTD KINGDOM	2 195 097	421 447	225 528
ZIMBABWE	215	62	33	IRELAND	22 819	6 489	3 452
REP S AFRICA	6 452	3 891	2 082	DENMARK	826 022	188 452	100 038
USA	145 972	31 944	16 926	GREECE	143 363	24 079	12 833
CANADA	13 459	7 596	4 000	PORTUGAL	143 755	35 252	18 796
MEXICO	15 514	4 481	2 381	SPAIN	320 720	77 796	41 330
GUATEMALA	876	172	90	CANARY IS	6 449	1 204	640
COSTA RICA	179	108	56	ICELAND	23 443	3 485	1 853
CUBA	740	307	163	FAROE IS	639	121	66
JAMAICA	1 139	166	88	NORWAY	520 657	148 682	79 024
COLOMBIA	2 719	532	282	SWEDEN	790 969	206 485	109 836
VENEZUELA	1 704	1 172	638	FINLAND	345 067	96 639	51 331
ECUADOR	43	71	36	SWITZERLAND	891 203	265 655	141 245
PERU	758	248	129	AUSTRIA	989 431	284 513	151 039
BRAZIL	1 282	2 075	1 112	MALTA	511	204	106
CHILE	5 122	1 290	684	YUGOSLAVIA	153 386	47 365	25 171
URUGUAY	112	73	40	TURKEY	323 290	53 801	28 619
ARGENTINA	579	1 129	603	SOVIET UNION	6 882 955	972 318	519 513
CYPRUS	438	75	39	POLAND	257 155	51 483	27 252
SYRIA	3 025	417	226	CZECHOSLOVA	62 534	20 187	10 679
IRAQ	15 547	3 389	1 771	HUNGARY	101 225	30 350	16 133
IRAN	10 159	2 244	1 169	ROMANIA	7 200	4 914	2 546
ISRAEL	26 529	5 138	2 754	BULGARIA	52 395	14 838	7 918
JORDAN	4 849	594	316	ALBANIA	69 155	11 903	6 322
SAUDI ARABIA	1 722	493	232	MOROCCO	14 041	2 526	1 344
KUWAIT	549	130	68	ALGERIA	48 505	12 370	6 480
ARAB EMIRAT	638	136	75	TUNISIA	4 481	932	486
OMAN	86	89	46	LIBYA	185 325	37 191	19 715
NORTH YEMEN	1 390	160	86	EGYPT	238 904	38 890	20 766
PAKISTAN	206	131	69	SUDAN	1 276	307	162
INDIA	5 091	3 656	1 961	BURKINA FASO	315	98	51
BANGLADESH	930	182	94	NIGER	27 073	3 861	2 115
SRI LANKA	61	93	51	CHAD	506	251	130
BURMA	1 394	441	236	SENEGAL	376	164	85
THAILAND	677	280	148	GAMBIA	83	109	57
INDONESIA	2 803	838	451	GUINEA	77	59	31
MALAYSIA	360	164	88	SIERRA LEONE	142	230	120
SINGAPORE	3 886	1 000	599	LIBERIA	1 783	273	142
PHILIPPINES	124	113	56	IVORY COAST	209	94	51
CHINA	17 969	4 311	2 269	GHANA	39 414	4 949	2 655
SOUTH KOREA	2 703	2 776	1 467	TOGO	329	124	64
JAPAN	1 824	5 626	2 993	BENIN	15 350	1 883	1 071
TAIWAN	2 501	2 667	1 418	NIGERIA	153 613	23 985	13 087
HONG KONG	1 866	933	494	CAMEROON	1 818	338	178
AUSTRALIA	2 138	871	464	CENT AFR REP	160	231	119
NEW ZEALAND	4 912	1 123	603	GABON	38 095	5 195	2 900
679 TUBES,PIPES,ETC. IRON,STL				CONGO	312	295	156
IMPORTS	11 808 420	2 420 829	1 287 875	ZAIRE	14 228	2 621	1 365
FRANCE	1 384 741	290 528	154 735	RWANDA	825	125	68
BELGIUM LUX	697 286	98 712	52 617	BURUNDI	6 350	1 450	790
NETHERLANDS	1 255 182	213 422	113 660	ANGOLA	73 547	10 069	5 385
				ETHIOPIA	3 839	1 047	572
				KENYA	1 757	515	275
				UGANDA	1 426	250	129

6 IMPORTS AND EXPORTS (SPECIAL TRADE) BY GROUPS OF THE SITC-REV. III AND BY COUNTRIES OF PRODUCTION AND CONSUMPTION 1989

GROUP COUNTRY	DT = 100 KG	1 000 DM	1 000 \$	GROUP COUNTRY	DT = 100 KG	1 000 DM	1 000 \$
TANZANIA	24 189	3 989	2 101	BRAZIL	3	5 875	3 159
ZAMBIA	6 821	1 105	599	CHILE	438	27 403	14 415
ZIMBABWE	203	159	88	ISRAEL		168	91
REP S AFRICA	136 156	52 245	27 701	SAUDI ARABIA	5	161	85
BOTSWANA	29 114	3 995	2 133	BURMA	43	1 453	798
USA	1 883 477	304 191	161 567	CHINA		1 498	807
CANADA	166 124	48 761	25 978	JAPAN	2	927	483
MEXICO	302 614	48 562	26 552	TAIWAN	6	1 012	550
GUATEMALA	72	146	77	HONG KONG	80	2 769	1 499
NICARAGUA	341	87	48	AUSTRALIA	69	3 270	1 732
COSTA RICA	1 224	220	118	EXPORTS	17 951	1 020 238	543 422
PANAMA	743	178	94	FRANCE	631	47 479	25 340
CUBA	4 194	914	503	BELGIUM LUX	410	11 752	6 217
HAITI	1 285	370	197	NETHERLANDS	631	122 573	65 244
BRIT VIRG IS	165	123	65	ITALY	1 610	52 075	27 891
JAMAICA	190	63	34	UNITD KINGDOM	940	64 424	34 058
TRINIDAD TOB	12 952	2 839	1 514	IRELAND	24	321	171
NETH ANTILL	8 450	1 218	675	DENMARK	257	7 870	4 208
COLOMBIA	8 991	3 031	1 611	GREECE	173	5 349	2 847
VENEZUELA	81 020	24 221	12 702	PORTUGAL	814	24 497	13 054
GUYANA	2 939	317	170	SPAIN	1 641	32 437	17 203
FRENCH GUIAN	5 318	583	308	NORWAY	262	8 416	4 493
ECUADOR	1 370	581	309	SWEDEN	873	27 393	14 617
PERU	2 620	1 194	630	FINLAND	563	7 188	3 854
BRAZIL	84 919	20 707	10 786	SWITZERLAND	1 170	175 850	94 307
CHILE	9 034	3 287	1 724	AUSTRIA	1 231	45 696	24 487
BOLIVIA	221	139	75	MALTA	11	555	299
PARAGUAY	401	65	36	YUGOSLAVIA	59	3 710	1 975
ARGENTINA	10 509	3 385	1 801	TURKEY	79	3 162	1 686
CYPRUS	2 857	602	321	SOVIET UNION		551	286
LEBANON	611	167	86	POLAND	59	672	361
SYRIA	39 527	6 888	3 552	CZECHOSLOVA	46	11 037	5 916
IRAQ	1 225 192	232 173	122 444	HUNGARY	76	8 519	4 506
IRAN	147 280	38 067	20 064	BULGARIA	177	2 302	1 215
ISRAEL	26 627	8 312	4 416	MOROCCO	1	61	33
JORDAN	9 436	1 922	1 032	ALGERIA	73	1 092	575
SAUDI ARABIA	115 414	32 199	17 064	LIBYA	14	182	98
KUWAIT	219 975	38 705	20 199	EGYPT	131	719	377
BAHRAIN	81 344	13 105	6 812	REP S AFRICA	89	1 956	1 039
QATAR	47 786	6 565	3 518	USA	100	69 679	36 904
ARAB EMIRAT	202 508	35 289	18 842	CANADA	31	6 343	3 470
OMAN	7 082	1 498	791	MEXICO	2	372	193
NORTH YEMEN	23 377	3 141	1 695	EL SALVADOR	4	68	35
SOUTH YEMEN	4 184	557	302	CUBA	2	75	40
PAKISTAN	383 093	50 852	26 476	JAMAICA	2	61	31
INDIA	332 156	91 671	48 718	COLOMBIA		281	147
BANGLADESH	1 967	386	205	BRAZIL	36	8 855	4 699
SRI LANKA	339	217	117	CHILE	33	395	210
NEPAL	6 181	921	482	ARGENTINA	1	253	132
BURMA	4 040	1 391	754	CYPRUS	61	2 564	1 356
THAILAND	18 991	7 125	3 767	IRAQ	92	1 456	804
INDONESIA	207 019	32 176	16 997	IRAN	22	344	182
MALAYSIA	556 338	70 425	39 184	ISRAEL	286	9 366	4 971
BRUNEI	10 126	1 736	922	SAUDI ARABIA	197	1 223	649
SINGAPORE	144 806	28 171	14 983	KUWAIT	25	507	275
PHILIPPINES	18 570	4 659	2 476	ARAB EMIRAT	2 055	70 832	37 214
CHINA	1 887 425	283 053	149 783	OMAN	37	95	49
SOUTH KOREA	50 423	17 691	9 374	PAKISTAN	40	480	253
JAPAN	6 532	3 387	1 787	INDIA	15	594	309
TAIWAN	59 703	15 777	8 559	BANGLADESH	2	119	65
HONG KONG	35 829	7 917	4 179	SRI LANKA	5	115	62
AUSTRALIA	25 448	9 526	5 101	BURMA	2	88	50
NEW ZEALAND	17 463	2 598	1 328	THAILAND	501	14 270	7 552
NEW CALEDON	96	69	36	INDONESIA	10	345	183
681 SILVER, PLATINUM, ETC.				MALAYSIA	24	507	274
IMPORTS	21 307	1 607 784	854 033	SINGAPORE	784	25 096	13 332
FRANCE	550	29 721	15 801	PHILIPPINES	12	217	115
BELGIUM LUX	5 074	180 702	96 490	CHINA	4	219	117
NETHERLANDS	853	79 367	42 172	NORTH KOREA		98	52
ITALY	14	1 506	795	SOUTH KOREA	57	7 611	4 050
UNITD KINGDOM	6 477	368 179	194 059	JAPAN	176	97 157	51 977
IRELAND	21	541	293	TAIWAN	188	2 933	1 552
DENMARK	29	946	504	HONG KONG	457	24 247	12 830
SPAIN	45	1 548	816	AUSTRALIA	620	4 621	2 457
NORWAY		5 220	2 734	NEW ZEALAND	13	272	139
SWEDEN	1 441	49 593	26 335	682 COPPER			
FINLAND	30	895	463	IMPORTS	8 625 421	5 093 955	2 707 639
SWITZERLAND	1 236	152 115	81 005	FRANCE	858 114	539 979	287 142
AUSTRIA	1 783	60 308	32 137	BELGIUM LUX	1 372 912	860 438	457 481
YUGOSLAVIA	397	16 824	9 110	NETHERLANDS	173 497	99 245	52 782
TURKEY	23	740	409	ITALY	280 281	187 164	99 427
SOVIET UNION	78	91 052	48 559	UNITD KINGDOM	242 918	167 234	88 973
POLAND	1 604	54 991	29 188	IRELAND	2 626	1 755	937
CZECHOSLOVA	41	1 713	908	DENMARK	38 539	17 454	9 307
HUNGARY	34	1 399	739	GREECE	44 486	29 384	15 560
BULGARIA	7	196	105	PORTUGAL	1 004	797	430
MOROCCO	91	3 087	1 621	SPAIN	25 912	21 243	11 263
ZIMBABWE		171	90	NORWAY	68 932	43 065	22 900
REP S AFRICA	330	397 052	211 073	SWEDEN	120 901	83 569	44 179
USA	269	58 016	31 210	FINLAND	140 245	100 455	53 328
CANADA	174	5 172	2 686	SWITZERLAND	142 108	114 766	60 956
MEXICO	10	357	180	AUSTRIA	213 975	143 666	76 434
COLOMBIA		107	56				
PERU	50	1 659	838				

6 IMPORTS AND EXPORTS (SPECIAL TRADE) BY GROUPS OF THE SITC-REV. III AND BY COUNTRIES OF PRODUCTION AND CONSUMPTION 1989

GROUP COUNTRY	DT = 100 KG	1 000 DM	1 000 \$	GROUP COUNTRY	DT = 100 KG	1 000 DM	1 000 \$
YUGOSLAVIA	116 038	60 994	32 473	NETH ANTILL	68	71	39
TURKEY	4 736	2 863	1 515	COLOMBIA	1 563	1 297	688
SOVIET UNION	585 516	299 206	158 622	VENEZUELA	1 773	1 952	1 035
POLAND	887 092	468 870	250 005	ECUADOR	70	101	54
CZECHOSLOVA	7 064	3 771	1 970	PERU	338	273	145
HUNGARY	75 423	31 550	16 829	BRAZIL	9 544	14 261	7 538
ROMANIA	415	118	64	CHILE	265	558	294
BULGARIA	7 681	3 552	1 884	BOLIVIA	249	239	121
ALBANIA	14 243	7 452	3 989	URUGUAY	118	135	70
ALGERIA	583	293	148	ARGENTINA	1 450	1 610	856
EGYPT	5 004	2 160	1 172	CYPRUS	908	885	471
NIGERIA	2 243	991	537	LEBANON	177	225	119
ZAIRE	509 912	271 980	143 927	SYRIA	131	115	63
KENYA	519	208	115	IRAQ	16 811	12 066	6 190
TANZANIA	540	290	167	IRAN	11 042	10 748	5 649
MOZAMBIQUE	9 876	5 727	3 068	ISRAEL	46 512	33 922	17 964
ZAMBIA	31 064	15 910	8 281	JORDAN	515	508	275
ZIMBABWE	7 007	4 157	2 194	SAUDI ARABIA	15 435	13 256	7 051
REP S AFRICA	468 540	262 752	140 344	KUWAIT	5 029	4 388	2 309
BOTSWANA	19 781	9 844	5 182	BAHRAIN	101	114	59
USA	149 546	127 027	67 078	ARAB EMIRAT	4 350	3 529	1 855
CANADA	187 513	102 812	54 607	OMAN	1 443	1 195	640
MEXICO	100	77	43	NORTH YEMEN	629	462	239
VENEZUELA	8 622	3 487	1 882	PAKISTAN	12 722	8 943	4 783
PERU	158 215	82 460	43 241	INDIA	15 267	16 122	8 521
BRAZIL	12 097	6 497	3 343	BANGLADESH	1 026	566	309
CHILE	1 396 286	770 214	409 972	SRI LANKA	601	529	286
ARGENTINA	165	75	40	BURMA	1 429	1 032	558
CYPRUS	150	238	130	THAILAND	2 738	3 084	1 627
IRAQ	252	123	70	INDONESIA	6 306	6 092	3 232
ISRAEL	11 595	5 571	2 946	MALAYSIA	11 141	6 953	3 709
JORDAN	1 202	514	283	SINGAPORE	19 929	22 210	11 833
ARAB EMIRAT	300	113	65	PHILIPPINES	1 696	2 236	1 195
INDIA	179	84	43	CHINA	2 850	3 994	2 113
THAILAND	250	456	234	NORTH KOREA	46	81	42
INDONESIA	50	77	41	SOUTH KOREA	5 266	7 135	3 792
SINGAPORE	37	71	37	JAPAN	4 274	5 184	2 763
CHINA	6 631	4 821	2 565	TAIWAN	36 893	31 153	16 530
SOUTH KOREA	897	732	402	HONG KONG	33 593	32 303	17 172
JAPAN	13 289	20 903	11 086	AUSTRALIA	6 160	7 103	3 784
TAIWAN	658	805	434	NEW ZEALAND	594	848	451
HONG KONG	447	187	100				
AUSTRALIA	197 183	103 674	55 394	683 NICKEL			
EXPORTS	6 237 333	4 775 490	2 539 430	IMPORTS	662 931	1 655 861	878 109
FRANCE	857 146	674 422	358 613	FRANCE	65 873	146 045	77 934
BELGIUM LUX	404 749	286 173	152 574	BELGIUM LUX	2 675	7 511	3 986
NETHERLANDS	606 453	450 412	239 407	NETHERLANDS	1 013	3 766	2 004
ITALY	811 400	574 986	305 780	ITALY	588	2 000	1 057
UNTD KINGDOM	538 429	421 152	223 887	UNTD KINGDOM	61 904	179 864	95 742
IRELAND	23 507	18 931	10 072	IRELAND	473	2 011	1 063
DENMARK	181 724	134 746	71 709	DENMARK	210	702	377
GREECE	25 304	22 042	11 734	SPAIN	1 630	3 050	1 619
PORTUGAL	58 304	42 601	22 605	NORWAY	87 473	223 637	118 317
SPAIN	263 241	202 213	107 485	SWEDEN	4 970	17 377	9 234
CANARY IS	4 654	3 751	1 991	FINLAND	13 428	32 966	17 549
ICELAND	436	666	350	SWITZERLAND	999	4 106	2 195
NORWAY	55 418	46 976	24 989	AUSTRIA	3 123	8 645	4 550
SWEDEN	262 693	185 332	98 761	YUGOSLAVIA	1 051	3 334	1 709
FINLAND	127 313	92 210	48 942	SOVIET UNION	243 787	584 034	309 140
SWITZERLAND	540 563	401 109	213 335	POLAND	247	914	461
AUSTRIA	597 282	430 304	228 561	HUNGARY	3 833	7 510	4 079
MALTA	1 249	1 181	631	BULGARIA	937	1 510	814
YUGOSLAVIA	21 886	27 496	14 568	ALBANIA	5 181	12 117	6 373
TURKEY	104 435	65 920	35 646	TUNISIA	79	228	125
SOVIET UNION	20 323	38 207	20 166	NIGERIA	50	72	39
POLAND	10 739	15 199	8 081	CENT AFR REP	445	912	498
CZECHOSLOVA	12 425	13 208	6 903	ZAMBIA	130	281	151
HUNGARY	20 926	21 957	11 604	ZIMBABWE	24 773	63 640	33 894
ROMANIA	1 652	2 847	1 542	REP S AFRICA	31 043	76 071	40 395
BULGARIA	10 035	13 812	7 358	BOTSWANA	295	836	428
ALBANIA	2 058	2 128	1 123	USA	12 672	55 712	29 560
MOROCCO	11 167	7 028	3 730	CANADA	51 439	119 591	63 459
ALGERIA	6 307	4 522	2 420	VENEZUELA	1 994	840	431
TUNISIA	1 823	1 426	746	BRAZIL	2 135	3 168	1 647
LIBYA	1 403	1 120	596	THAILAND	250	448	230
EGYPT	5 921	4 967	2 654	INDONESIA	192	306	176
GHANA	3 025	2 245	1 200	CHINA	3 243	8 508	4 555
NIGERIA	13 659	12 537	6 673	JAPAN	308	1 078	570
CAMEROON	115	76	41	TAIWAN	486	1 032	552
ZAIRE	180	223	112	HONG KONG	84	300	159
RWANDA	38	253	145	AUSTRALIA	33 854	81 615	42 971
ANGOLA	624	892	460	EXPORTS	193 103	632 127	335 861
ETHIOPIA	431	452	243	FRANCE	50 258	121 218	64 765
KENYA	1 197	839	442	BELGIUM LUX	8 625	28 049	14 837
ZIMBABWE	61	79	42	NETHERLANDS	26 578	72 296	38 322
REP S AFRICA	22 234	29 099	15 462	ITALY	14 685	56 723	30 045
USA	293 036	232 724	123 922	UNTD KINGDOM	17 363	63 220	33 530
CANADA	23 372	22 340	11 869	IRELAND	1 328	4 675	2 495
MEXICO	6 081	5 749	3 065	DENMARK	691	3 407	1 813
GUATEMALA	63	76	42	GREECE	105	497	264
EL SALVADOR	72	74	44	PORTUGAL	919	2 971	1 566
COSTA RICA	68	87	44	SPAIN	2 406	9 647	5 137
PANAMA	149	113	59	NORWAY	436	2 806	1 482
CUBA	102	137	73				
HAITI	300	252	132				

6 IMPORTS AND EXPORTS (SPECIAL TRADE) BY GROUPS OF THE SITC-REV. III AND BY COUNTRIES OF PRODUCTION AND CONSUMPTION 1989

GROUP COUNTRY	DT = 100 KG	1 000 DM	1 000 \$	GROUP COUNTRY	DT = 100 KG	1 000 DM	1 000 \$
SWEDEN	3 855	13 475	7 166	VENEZUELA	260 006	102 684	54 464
FINLAND	454	2 333	1 231	SURINAME	105 479	40 218	21 248
SWITZERLAND	6 522	26 015	13 799	ECUADOR	1 010	375	189
AUSTRIA	6 151	22 216	11 808	BRAZIL	755 657	297 936	158 158
MALTA	55	337	178	ARGENTINA	111 335	46 917	24 731
YUGOSLAVIA	2 006	8 495	4 530	LEBANON	1 385	744	399
TURKEY	389	1 595	858	SYRIA	128	221	118
SOVIET UNION	207	840	426	ISRAEL	23 128	13 278	7 104
POLAND	444	1 796	960	SAUDI ARABIA	728	364	202
CZECHOSLOVA	251	1 378	741	BAHRAIN	22 158	10 521	5 565
HUNGARY	424	3 167	1 694	ARAB EMIRAT	12 848	4 844	2 541
ROMANIA	230	1 165	629	INDIA	2 253	1 021	545
BULGARIA	224	1 044	543	MALAYSIA	180	114	58
MOROCCO	36	189	101	SINGAPORE	174	187	105
TUNISIA	43	158	85	CHINA	533	322	173
LIBYA	29	149	79	SOUTH KOREA	137	226	122
EGYPT	331	1 115	601	JAPAN	28 506	20 813	11 170
ANGOLA	30	108	56	TAIWAN	221	290	153
MOZAMBIQUE	38	156	84	AUSTRALIA	808	374	202
ZIMBABWE	40	154	80	NEW ZEALAND	99	128	67
REP S AFRICA	1 312	6 257	3 364	EXPORTS	9 838 051	6 143 975	3 265 216
USA	26 233	86 572	46 041	FRANCE	1 632 987	1 037 462	551 118
CANADA	952	3 733	1 998	BELGIUM LUX	776 930	430 028	228 457
MEXICO	1 067	4 832	2 555	NETHERLANDS	854 289	538 222	285 983
GUATEMALA	22	118	64	ITALY	1 201 990	680 595	361 787
DOMINIC REP	4	119	64	UNTD KINGDOM	1 316 789	829 638	440 953
COLOMBIA	126	530	283	IRELAND	54 435	34 238	18 183
VENEZUELA	399	1 681	891	DENMARK	238 691	163 512	86 921
ECUADOR	5	68	33	GREECE	90 171	47 304	25 167
PERU	340	1 323	688	PORTUGAL	47 274	36 174	19 212
BRAZIL	1 948	12 017	6 264	SPAIN	161 630	128 892	68 484
CHILE	77	446	235	CANARY IS	3 650	3 729	1 978
ARGENTINA	248	1 188	637	ICELAND	1 515	1 522	803
CYPRUS	77	220	118	NORWAY	70 261	55 998	29 743
IRAQ	484	2 830	1 520	SWEDEN	326 705	203 624	108 439
IRAN	436	1 596	865	FINLAND	135 268	87 198	46 407
ISRAEL	522	1 594	847	SWITZERLAND	654 878	432 804	230 152
JORDAN	12	85	44	AUSTRIA	988 936	472 898	251 495
SAUDI ARABIA	1 535	6 085	3 189	ANDORRA	533	376	200
KUWAIT	81	357	184	MALTA	668	644	333
BAHRAIN	2 087	8 355	4 379	YUGOSLAVIA	32 471	26 048	13 870
QATAR	207	1 779	1 022	TURKEY	35 452	20 283	10 832
ARAB EMIRAT	19	136	69	SOVIET UNION	5 982	7 217	3 880
PAKISTAN	148	1 287	686	POLAND	9 349	7 307	3 856
INDIA	1 084	3 986	2 125	CZECHOSLOVA	4 327	5 062	2 688
THAILAND	14	233	124	HUNGARY	5 218	5 405	2 858
INDONESIA	344	1 262	671	ROMANIA	116	351	183
MALAYSIA	4	75	40	BULGARIA	14 403	14 452	7 721
SINGAPORE	772	2 676	1 412	ALBANIA	439	608	318
PHILIPPINES	26	111	59	MOROCCO	8 440	5 740	3 040
CHINA	285	1 687	917	ALGERIA	67 675	33 069	17 413
SOUTH KOREA	329	2 753	1 453	TUNISIA	1 964	1 998	1 048
JAPAN	2 962	11 135	5 901	LIBYA	2 642	3 164	1 684
TAIWAN	1 145	4 217	2 239	EGYPT	7 592	8 918	4 714
HONG KONG	561	1 560	833	SUDAN	325	459	246
AUSTRALIA	1 956	6 835	3 617	LIBERIA	686	305	163
NEW ZEALAND	45	138	69	IVORY COAST	1 951	2 194	1 150
584 ALUMINIUM				GHANA	58	69	38
IMPORTS	14 441 801	7 072 512	3 761 285	TOGO	66	183	93
FRANCE	1 397 951	831 524	442 283	NIGERIA	3 469	2 953	1 588
BELGIUM LUX	832 078	450 145	239 448	CAMEROON	982	5 191	2 686
NETHERLANDS	1 347 251	754 946	401 211	CENT AFR REP	45	73	39
ITALY	573 883	356 470	189 466	CONGO	24	65	33
UNTD KINGDOM	1 252 676	550 747	292 080	ZAIRE	142	303	160
IRELAND	3 121	3 449	1 837	RWANDA	147	657	348
DENMARK	206 064	107 084	56 914	ANGOLA	63	76	39
GREECE	130 003	77 501	41 250	ETHIOPIA	46	77	40
PORTUGAL	1 261	533	278	KENYA	1 120	1 041	551
SPAIN	306 070	133 542	71 075	UGANDA	404	335	174
ICELAND	265 519	105 999	56 327	TANZANIA	133	106	55
NORWAY	2 674 251	1 138 811	606 700	MADAGASCAR	103	111	59
SWEDEN	323 266	139 572	74 062	REUNION	338	505	268
FINLAND	94 899	37 271	19 844	MAURITIUS	137	194	103
SWITZERLAND	569 870	404 033	214 706	ZIMBABWE	1 018	697	363
AUSTRIA	639 913	421 465	223 777	REP S AFRICA	42 179	28 874	15 532
MALTA	192	125	66	USA	226 467	200 003	106 336
YUGOSLAVIA	243 109	110 048	58 454	CANADA	38 699	32 120	16 952
TURKEY	77 541	42 077	22 376	MEXICO	15 831	12 643	6 672
SOVIET UNION	181 666	68 360	36 194	GUATEMALA	2 536	1 748	938
POLAND	5 021	3 482	1 849	EL SALVADOR	3 648	2 974	1 567
CZECHOSLOVA	10 506	4 527	2 436	COSTA RICA	658	891	366
HUNGARY	96 441	43 585	23 108	PANAMA	599	824	439
ROMANIA	351 260	134 530	71 160	CUBA	443	551	300
ALGERIA	554	224	120	BAHAMAS	18	103	56
EGYPT	133 408	55 919	29 606	DOMINIC REP	862	1 038	546
SUDAN	479	236	129	MARTINIQUE	87	130	72
IVORY COAST	247	100	54	JAMAICA	1 158	978	527
GHANA	777 677	290 640	155 941	ARUBA	82	134	77
NIGERIA	636	209	106	NETH ANTILL	53	77	42
CAMEROON	98 917	38 926	20 943	COLOMBIA	2 972	2 220	1 169
REP S AFRICA	65 709	26 093	13 884	VENEZUELA	23 739	16 887	9 120
USA	177 020	93 598	50 038	ECUADOR	4 253	3 285	1 753
CANADA	275 073	104 351	55 830	PERU	246	444	239
MEXICO	1 422	739	380	BRAZIL	26 074	22 278	11 969
				CHILE	14 414	10 766	5 703

6 IMPORTS AND EXPORTS (SPECIAL TRADE) BY GROUPS OF THE SITC-REV. III AND BY COUNTRIES OF PRODUCTION AND CONSUMPTION 1989

GROUP COUNTRY	DT = 100 KG	1 000 DM	1 000 \$	GROUP COUNTRY	DT = 100 KG	1 000 DM	1 000 \$
BOLIVIA	54	71	36	GUATEMALA	300	64	36
PARAGUAY	186	557	297	COLOMBIA	70	75	38
ARGENTINA	1 676	1 500	787	VENEZUELA	519	146	79
CYPRUS	784	884	467	BRAZIL	1 432	662	345
LEBANON	924	592	318	CHILE	46	96	46
SYRIA	1 982	1 782	948	LEBANON	403	55	30
IRAQ	44 467	35 286	18 570	IRAQ	2 302	1 581	826
IRAN	17 511	15 280	8 140	ISRAEL	1 685	312	164
ISRAEL	28 500	24 142	12 808	SAUDI ARABIA	2 415	658	348
JORDAN	1 081	1 033	562	ARAB EMIRAT	310	87	46
SAUDI ARABIA	168 188	105 841	56 221	SOUTH YEMEN	150	147	78
KUWAIT	3 031	3 499	1 856	THAILAND	222	164	84
BAHRAIN	192	278	145	INDONESIA	2 636	746	391
QATAR	27	61	34	SINGAPORE	805	178	95
ARAB EMIRAT	4 747	4 777	2 561	JAPAN	308	264	143
NORTH YEMEN	557	631	338	TAIWAN	935	272	146
SOUTH YEMEN	301	360	193	HONG KONG	374	91	47
PAKISTAN	10 987	8 251	4 411				
INDIA	39 668	20 530	10 893	686 ZINC			
BANGLADESH	598	350	182				
SRI LANKA	348	407	215	IMPORTS	2 474 645	829 802	441 100
NEPAL	239	143	74				
BURMA	1 210	1 776	966	FRANCE	421 391	149 391	79 472
THAILAND	8 300	7 556	4 021	BELGIUM LUX	760 925	247 385	131 359
VIETNAM	330	190	104	NETHERLANDS	508 672	170 181	90 659
INDONESIA	5 045	4 257	2 268	ITALY	99 591	35 419	18 860
MALAYSIA	5 963	5 944	3 161	UNITD KINGDOM	18 529	5 295	2 796
BRUNEI	121	102	56	DENMARK	1 736	547	297
SINGAPORE	23 380	17 390	9 188	PORTUGAL	250	59	32
PHILIPPINES	5 747	3 941	2 112	SPAIN	82 504	25 712	13 810
CHINA	34 624	21 088	11 199	NORWAY	292 945	95 310	50 660
SOUTH KOREA	77 205	54 803	29 090	SWEDEN	504	159	85
JAPAN	89 075	51 717	27 282	FINLAND	133 519	44 018	23 363
TAIWAN	47 131	35 193	18 640	SWITZERLAND	1 506	551	286
HONG KONG	19 575	12 403	6 530	AUSTRIA	6 256	2 547	1 359
AUSTRALIA	21 630	19 575	10 478	YUGOSLAVIA	36 647	15 891	8 388
NEW ZEALAND	2 079	2 172	1 159	POLAND	7 100	2 077	1 115
NEW CALEDON	15	92	47	HUNGARY	226	83	43
				BULGARIA	250	87	44
685 LEAD				ALBANIA	659	185	96
IMPORTS	1 428 004	204 703	108 987	ALGERIA	19 838	6 675	3 486
				MAURITANIA	8 748	250	126
FRANCE	251 149	35 674	18 983	ZAIRE	8 177	2 582	1 375
BELGIUM LUX	229 241	31 489	16 780	TANZANIA	1 270	482	258
NETHERLANDS	157 247	23 075	12 272	REP S AFRICA	10 502	3 506	1 838
ITALY	9 318	1 684	885	USA	17 383	7 454	3 936
UNITD KINGDOM	514 217	76 037	40 500	CANADA	32 934	10 925	5 755
GREECE	223	63	33	PERU	250	80	46
SPAIN	26 039	3 529	1 867	BRAZIL	6 400	2 110	1 119
SWEDEN	93 545	13 494	7 170	ARGENTINA	1 250	429	219
SWITZERLAND	3 446	581	307	LEBANON	643	138	73
AUSTRIA	1 279	286	148	CHINA	1 004	241	129
YUGOSLAVIA	2 261	337	172	EXPORTS	1 450 834	506 169	269 028
SOVIET UNION	18 101	2 439	1 301				
POLAND	29 503	3 232	1 714	FRANCE	354 919	116 638	62 135
CZECHOSLOVA	47 096	5 708	3 042	BELGIUM LUX	151 407	48 715	25 874
MOROCCO	11 166	1 462	773	NETHERLANDS	152 241	52 626	28 077
TUNISIA	1 347	174	96	ITALY	242 624	86 707	46 078
KENYA	303	95	53	UNITD KINGDOM	183 713	60 048	31 937
REP S AFRICA	4 169	592	319	IRELAND	1 797	734	386
USA	8 269	1 471	825	DENMARK	20 910	8 341	4 430
CANADA	2 596	334	177	GREECE	9 896	3 510	1 859
PERU	14 552	2 497	1 327	PORTUGAL	15 138	5 865	3 120
ISRAEL	612	94	52	SPAIN	6 596	3 517	1 872
SAUDI ARABIA	421	56	32	ICELAND	335	129	69
BURMA	815	112	60	NORWAY	2 937	1 395	744
EXPORTS	974 990	174 737	93 189	SWEDEN	5 044	2 252	1 198
				FINLAND	1 211	645	347
FRANCE	169 330	25 792	13 785	SWITZERLAND	85 643	33 770	18 000
BELGIUM LUX	70 321	16 253	8 656	AUSTRIA	86 088	33 743	17 925
NETHERLANDS	48 840	11 215	5 962	YUGOSLAVIA	10 881	4 337	2 282
ITALY	162 343	24 744	13 248	TURKEY	4 866	1 852	992
UNITD KINGDOM	32 983	10 578	5 632	CZECHOSLOVA	28 415	8 286	4 235
IRELAND	6 118	749	400	HUNGARY	5 184	2 045	1 059
DENMARK	77 577	13 997	7 452	ROMANIA	1 216	408	212
GREECE	14 432	2 252	1 206	MOROCCO	197	79	41
PORTUGAL	1 391	318	172	TUNISIA	1 589	492	262
SPAIN	15 425	6 204	3 309	LIBYA	433	177	91
NORWAY	4 943	944	504	EGYPT	788	304	160
SWEDEN	9 168	2 937	1 558	SUDAN	1 100	483	252
FINLAND	7 080	1 356	718	NIGERIA	10 178	2 574	1 383
SWITZERLAND	25 158	4 488	2 381	KENYA	850	242	122
AUSTRIA	206 484	29 224	15 645	REP S AFRICA	228	98	52
YUGOSLAVIA	114	81	41	USA	34 451	11 746	6 148
TURKEY	7 091	993	524	CANADA	740	444	235
POLAND	443	276	145	VENEZUELA	748	280	147
CZECHOSLOVA	70 063	9 684	5 139	BRAZIL	94	134	70
HUNGARY	1 251	795	422	CHILE	1 130	494	254
ALBANIA	691	149	81	BOLIVIA	1 800	714	379
LIBYA	19 998	2 650	1 419	IRAQ	3 797	1 014	543
NIGERIA	3 156	398	217	IRAN	242	103	56
CAMEROON	397	67	35	ISRAEL	2 214	982	524
ZAMBIA	40	71	37	SAUDI ARABIA	2 111	852	457
USA	3 809	2 255	1 203	INDIA	2 199	763	419
MEXICO	265	61	31	BURMA	1 521	591	314
				THAILAND	1 295	607	320

6 IMPORTS AND EXPORTS (SPECIAL TRADE) BY GROUPS OF THE SITC-REV. III AND BY COUNTRIES OF PRODUCTION AND CONSUMPTION 1989

GROUP COUNTRY	DT = 100 KG	1 000 DM	1 000 \$	GROUP COUNTRY	DT = 100 KG	1 000 DM	1 000 \$
SINGAPORE	2 029	843	448	YUGOSLAVIA	17 391	12 394	6 566
PHILIPPINES	219	152	81	TURKEY	3 693	2 261	1 197
SOUTH KOREA	275	373	200	POLAND	90	137	74
JAPAN	1 827	1 960	1 045	CZECHOSLOVA	5	253	132
TAIWAN	1 986	984	516	HUNGARY	3 932	2 086	1 110
HONG KONG	2 667	1 372	733	ROMANIA	49	221	127
AUSTRALIA	1 432	916	505	BULGARIA	1 204	642	336
NEW ZEALAND	397	180	93	NIGERIA	932	285	155
687 TIN				ZAIRE	13 241	51 520	27 494
IMPORTS	207 864	330 126	174 734	TANZANIA	20	55	30
FRANCE	115	192	104	ZAMBIA	1 432	4 244	2 269
BELGIUM LUX	8 209	10 770	5 786	ZIMBABWE	70	217	116
NETHERLANDS	16 236	26 202	13 947	REP S AFRICA	26 661	11 197	5 970
UNITD KINGDOM	14 088	22 038	11 777	USA	83 380	91 197	48 442
SPAIN	116	73	41	CANADA	3 404	8 887	4 695
SWEDEN	236	276	148	MEXICO	307	664	354
SWITZERLAND	810	1 009	535	NICARAGUA	2	90	46
AUSTRIA	418	456	240	PERU	245	489	267
ANDORRA	155	479	261	BRAZIL	20	156	82
YUGOSLAVIA	23	64	35	ARGENTINA	3 852	2 624	1 393
POLAND	250	414	215	LEBANON	50	151	83
NIGERIA	1 085	1 689	901	ISRAEL	417	422	229
ZIMBABWE	558	1 063	559	ARAB EMIRAT	138	61	31
REP S AFRICA	679	911	497	THAILAND	14	96	51
USA	399	848	451	CHINA	41 438	21 095	11 203
BRAZIL	61 683	98 673	52 470	SOUTH KOREA	160	470	248
CHILE	154	307	160	JAPAN	20 254	32 103	17 159
BOLIVIA	3 496	5 407	2 820	TAIWAN	223	1 285	683
BURMA	449	683	362	HONG KONG	3 480	1 772	944
THAILAND	17 718	29 252	15 375	AUSTRALIA	239	702	376
INDONESIA	13 774	21 717	11 446	EXPORTS	125 975	267 133	141 817
MALAYSIA	31 928	50 052	26 245	FRANCE	8 668	24 008	12 784
BRUNEI	150	305	161	BELGIUM LUX	6 960	15 485	8 291
SINGAPORE	16 453	26 440	14 080	NETHERLANDS	15 667	19 862	10 567
CHINA	15 291	25 122	13 090	ITALY	18 394	14 385	7 627
SOUTH KOREA	202	381	204	UNITD KINGDOM	30 169	51 675	27 476
JAPAN	411	637	342	IRELAND	109	731	388
HONG KONG	2 574	4 398	2 338	DENMARK	73	340	171
AUSTRALIA	145	187	102	GREECE	125	1 414	748
EXPORTS	35 724	54 562	28 947	PORTUGAL	63	308	159
FRANCE	2 234	3 714	1 980	SPAIN	1 497	4 496	2 372
BELGIUM LUX	2 495	3 906	2 097	NORWAY	410	777	406
NETHERLANDS	4 204	5 154	2 724	SWEDEN	12 447	12 185	6 472
ITALY	3 460	5 103	2 713	FINLAND	141	734	386
UNITD KINGDOM	5 880	7 276	3 848	SWITZERLAND	1 163	9 845	5 232
IRELAND	136	187	95	AUSTRIA	7 019	12 965	6 926
DENMARK	1 884	2 428	1 273	YUGOSLAVIA	491	2 687	1 416
GREECE	480	1 005	531	TURKEY	533	1 018	545
PORTUGAL	489	836	443	POLAND	21	652	345
SPAIN	789	1 191	636	CZECHOSLOVA	268	1 660	883
NORWAY	411	736	391	HUNGARY	494	2 230	1 186
SWEDEN	505	1 023	540	ROMANIA	111	289	159
FINLAND	912	1 879	993	BULGARIA	25	697	368
SWITZERLAND	2 279	3 405	1 807	ALBANIA	82	54	30
AUSTRIA	4 745	7 324	3 899	ALGERIA	62	680	355
ANDORRA	100	150	82	REP S AFRICA	178	1 268	673
YUGOSLAVIA	2 107	3 816	2 039	USA	10 052	47 299	24 976
TURKEY	35	77	39	CANADA	351	1 922	1 023
POLAND	84	139	71	MEXICO	23	283	150
HUNGARY	93	219	116	CUBA	9	101	53
ALBANIA	701	1 395	699	COLOMBIA	8	122	65
ALGERIA	37	70	36	VENEZUELA	2 003	875	502
TUNISIA	106	157	84	BRAZIL	1 167	1 375	739
ZAIRE	45	91	51	ARGENTINA	28	155	81
REP S AFRICA	221	387	200	SYRIA	5	58	31
USA	155	413	224	IRAN	159	765	390
ARAB EMIRAT	117	247	125	ISRAEL	139	621	333
INDIA	392	741	401	SAUDI ARABIA	27	74	42
MALAYSIA	20	64	33	BAHRAIN	968	434	227
SINGAPORE	197	514	269	PAKISTAN	13	121	63
SOUTH KOREA	30	110	57	INDIA	611	3 297	1 745
TAIWAN	30	121	63	SINGAPORE	97	422	222
AUSTRALIA	29	78	40	CHINA	20	475	255
689 MISC. NON-FERR. BASE METAL				NORTH KOREA	4	244	128
IMPORTS	524 864	557 460	296 668	SOUTH KOREA	91	709	375
FRANCE	51 251	46 470	24 764	JAPAN	4 255	23 494	12 431
BELGIUM LUX	13 850	30 761	16 219	TAIWAN	654	2 529	1 390
NETHERLANDS	13 666	12 376	6 598	HONG KONG	70	421	220
ITALY	25 196	18 951	10 054	AUSTRALIA	27	332	177
UNITD KINGDOM	15 694	28 259	15 050	691 METALLIC STRUCTURES NES			
IRELAND	3	88	47	IMPORTS	4 525 265	1 542 365	821 478
DENMARK	558	407	216	FRANCE	637 204	185 383	98 847
GREECE	323	111	59	BELGIUM LUX	551 209	166 760	88 944
SPAIN	944	1 894	996	NETHERLANDS	1 203 144	345 724	184 356
NORWAY	108 092	79 294	42 100	ITALY	210 731	93 263	49 620
SWEDEN	11 195	6 104	3 256	UNITD KINGDOM	82 976	50 458	26 828
FINLAND	1 347	1 519	801	IRELAND	1 278	2 892	1 548
SWITZERLAND	3 003	5 892	3 146	DENMARK	305 230	133 872	71 285
AUSTRIA	18 921	42 013	22 488	GREECE	464	254	136
				PORTUGAL	71	62	33
				SPAIN	13 465	8 675	4 643
				NORWAY	12 428	23 745	12 758

6 IMPORTS AND EXPORTS (SPECIAL TRADE) BY GROUPS OF THE SITC-REV. III AND BY COUNTRIES OF PRODUCTION AND CONSUMPTION 1989

GROUP COUNTRY	DT = 100 KG	1 000 DM	1 000 \$	GROUP COUNTRY	DT = 100 KG	1 000 DM	1 000 \$
SWEDEN	88 664	39 382	21 010	GUATEMALA	84	121	69
FINLAND	11 177	7 179	3 817	COSTA RICA	141	89	46
SWITZERLAND	274 144	141 216	75 311	PANAMA	103	78	39
AUSTRIA	528 014	220 150	116 820	CUBA	26	93	49
YUGOSLAVIA	88 357	22 966	12 235	BAHAMAS	31	128	68
TURKEY	932	270	142	DOMINICA	30	160	87
SOVIET UNION	748	165	86	MARTINIQUE	2 228	721	379
POLAND	394 424	46 142	24 483	JAMAICA	308	342	182
CZECHOSLOVA	25 781	4 030	2 138	NETH ANTILL	531	202	105
HUNGARY	35 570	10 976	6 839	COLOMBIA	376	68	35
ROMANIA	9 928	2 346	1 269	VENEZUELA	696	577	318
BULGARIA	1 209	255	137	FRENCH GUIAN	1 162	760	405
REP S AFRICA	2 939	734	394	ECUADOR	420	131	70
USA	18 156	21 893	11 621	BRAZIL	136	338	180
CANADA	670	510	259	CHILE	28 472	5 611	2 945
BRAZIL	248	101	51	BOLIVIA	217	90	47
ARGENTINA	27	154	82	PARAGUAY	462	189	100
LEBANON	114	80	42	URUGUAY	147	80	43
IRAQ	4 338	156	79	ARGENTINA	319	971	498
ISRAEL	10 185	7 722	4 067	CYPRUS	1 386	824	440
SAUDI ARABIA	1 802	174	93	LEBANON	212	62	31
KUWAIT	6 481	714	390	SYRIA	1 227	699	371
MALAYSIA	21	83	42	IRAQ	124 177	36 149	19 104
SINGAPORE	185	294	158	IRAN	7 980	6 096	3 170
CHINA	520	152	83	ISRAEL	8 099	8 161	4 338
SOUTH KOREA	172	172	89	JORDAN	1 964	849	448
JAPAN	1 417	2 769	1 477	SAUDI ARABIA	34 676	25 150	13 434
TAIWAN	539	366	198	KUWAIT	12 445	6 876	3 661
EXPORTS	5 402 358	2 701 476	1 435 837	BAHRAIN	1 807	864	459
FRANCE	1 147 799	466 475	247 913	QATAR	1 435	411	217
BELGIUM LUX	507 097	212 357	112 796	ARAB EMIRAT	13 469	6 529	3 480
NETHERLANDS	812 828	339 536	180 587	OMAN	739	398	213
ITALY	194 207	109 050	58 030	NORTH YEMEN	2 136	1 093	577
UNITED KINGDOM	328 215	224 706	119 503	PAKISTAN	1 757	1 103	585
IRELAND	6 043	5 074	2 666	INDIA	2 965	2 675	1 420
DENMARK	215 541	84 155	44 672	SRI LANKA	210	144	75
GREECE	44 724	24 232	13 056	NEPAL	30	65	35
PORTUGAL	10 129	9 824	5 289	THAILAND	7 855	2 718	1 429
SPAIN	112 310	58 912	31 287	VIETNAM	64	69	37
CANARY IS	5 786	4 017	2 135	INDONESIA	4 352	5 093	2 746
ICELAND	6 640	4 710	2 482	MALAYSIA	1 350	1 532	832
FAROE IS	357	75	41	BRUNEI	244	141	76
NORWAY	69 819	38 314	20 308	SINGAPORE	17 597	37 478	19 785
SWEDEN	127 629	62 799	33 450	PHILIPPINES	7 065	1 104	587
FINLAND	50 293	24 371	12 906	CHINA	9 241	9 743	5 128
SWITZERLAND	635 800	364 171	193 146	NORTH KOREA	159	146	76
AUSTRIA	447 235	218 883	116 233	SOUTH KOREA	14 413	6 952	3 681
ANDORRA	231	225	122	JAPAN	8 416	9 802	5 222
GIBRALTAR	50	103	55	TAIWAN	16 665	15 425	8 306
MALTA	1 008	493	264	HONG KONG	19 135	13 519	7 222
YUGOSLAVIA	7 892	5 448	2 891	AUSTRALIA	15 284	11 812	6 280
TURKEY	21 631	20 308	10 757	NEW ZEALAND	493	372	196
SOVIET UNION	37 010	30 545	16 402	AMER OCEANIA	3 065	936	515
POLAND	15 074	13 987	7 489	NEW CALEDON	443	523	285
CZECHOSLOVA	8 790	7 751	4 107	692 CONTAINERS, STORAGE, TRNSP			
HUNGARY	8 620	5 995	3 221	IMPORTS	1 075 876	546 907	290 603
ROMANIA	1 752	259	131	FRANCE	118 600	63 209	33 624
BULGARIA	2 352	5 815	3 105	BELGIUM LUX	368 346	117 055	61 966
MOROCCO	3 596	2 428	1 262	NETHERLANDS	104 221	78 212	41 652
ALGERIA	9 220	7 300	4 007	ITALY	66 683	53 328	28 325
TUNISIA	1 077	397	205	UNITED KINGDOM	79 361	46 950	25 011
LIBYA	39 357	20 075	10 574	IRELAND	1 390	1 575	844
EGYPT	5 142	4 455	2 374	DENMARK	20 369	11 408	6 095
SUDAN	268	233	127	GREECE	473	188	103
MALI	379	194	107	PORTUGAL	239	71	39
SENEGAL	1 288	1 511	793	SPAIN	7 042	4 109	2 173
GAMBIA	139	62	32	NORWAY	1 208	1 280	698
GUINEA	3 221	3 110	1 641	SWEDEN	30 186	22 534	11 870
LIBERIA	553	213	110	FINLAND	660	760	397
IVORY COAST	798	162	86	SWITZERLAND	64 655	42 387	22 573
GHANA	2 849	1 728	943	AUSTRIA	100 535	55 609	29 561
TOGO	100	102	57	YUGOSLAVIA	29 047	8 318	4 415
BENIN	253	256	130	TURKEY	2 009	547	290
NIGERIA	12 231	6 751	3 605	SOVIET UNION	1 636	313	164
CAMEROON	2 183	771	410	POLAND	21 431	5 086	2 703
CENT AFR REP	1 644	492	252	CZECHOSLOVA	9 255	1 980	1 048
GABON	524	364	199	HUNGARY	21 232	7 847	4 171
CONGO	1 840	1 842	987	ROMANIA	3 369	538	284
ZAIRE	247	114	60	BULGARIA	1 844	281	145
RWANDA	111	184	96	EGYPT	2 320	87	47
BURUNDI	525	347	179	ETHIOPIA	1 580	74	39
ANGOLA	10	68	37	USA	12 188	19 363	10 305
ETHIOPIA	225	132	69	CANADA	75	77	40
SOMALIA	117	65	36	CHINA	1 740	332	180
KENYA	211	97	52	SOUTH KOREA	57	87	44
TANZANIA	151	134	73	JAPAN	722	1 936	1 034
MADAGASCAR	96	100	53	TAIWAN	579	481	256
REUNION	1 029	248	137	HONG KONG	716	530	286
MAURITIUS	310	436	225	EXPORTS	2 515 759	1 432 240	760 919
ZAMBIA	78	64	34	FRANCE	285 465	184 097	98 109
REP S AFRICA	8 681	16 986	9 133	BELGIUM LUX	294 779	126 145	67 032
USA	71 763	47 526	25 294	NETHERLANDS	736 170	301 975	160 252
CANADA	24 327	11 548	6 159				
MEXICO	1 301	1 486	790				
BERMUDA	55	147	79				

6 IMPORTS AND EXPORTS (SPECIAL TRADE) BY GROUPS OF THE SITC-REV. III AND BY COUNTRIES OF PRODUCTION AND CONSUMPTION 1989

GROUP COUNTRY	DT = 100 KG	1 000 DM	1 000 \$	GROUP COUNTRY	DT = 100 KG	1 000 DM	1 000 \$
ITALY	70 244	53 642	28 222	693 WIRE PRODUCTS EXCL.ELECT			
UNTD KINGDOM	236 262	137 084	72 752	IMPORTS	2 135 216	443 180	235 685
IRELAND	13 570	16 056	8 431	FRANCE	358 170	66 250	35 270
DENMARK	93 590	51 467	27 295	BELGIUM LUX	444 281	150 126	79 850
GREECE	9 337	5 032	2 673	NETHERLANDS	838 140	70 868	37 770
PORTUGAL	3 603	3 400	1 798	ITALY	217 733	53 124	28 211
SPAIN	57 432	40 403	21 389	UNTD KINGDOM	19 874	12 395	6 603
CANARY IS	1 834	2 581	1 384	IRELAND	4 620	4 056	2 148
ICELAND	2 569	2 126	1 146	DENMARK	1 283	1 175	619
NORWAY	12 530	9 441	5 034	GREECE	467	121	63
SWEDEN	33 211	23 679	12 606	PORTUGAL	154	292	159
FINLAND	13 351	11 050	5 838	SPAIN	15 958	6 935	3 667
SWITZERLAND	133 060	87 247	46 328	NORWAY	676	505	272
AUSTRIA	264 679	142 586	75 792	SWEDEN	872	622	331
MALTA	771	829	443	FINLAND	140	223	120
YUGOSLAVIA	12 985	7 299	3 898	SWITZERLAND	6 277	6 586	3 489
TURKEY	2 717	2 930	1 554	AUSTRIA	39 378	13 150	6 971
SOVIET UNION	29 501	8 956	4 738	YUGOSLAVIA	7 831	1 845	991
POLAND	9 255	4 541	2 433	TURKEY	5 215	2 857	1 575
CZECHOSLOV	2 389	4 896	2 645	POLAND	39 008	5 903	3 141
HUNGARY	5 638	3 144	1 664	CZECHOSLOV	14 095	2 048	1 094
ROMANIA	94	111	60	HUNGARY	142	60	30
BULGARIA	6 078	6 119	3 384	ROMANIA	17 447	3 698	1 952
ALBANIA	51	164	85	REP S AFRICA	897	184	97
MOROCCO	396	687	363	USA	5 375	8 241	4 345
ALGERIA	868	1 436	756	CANADA	20	145	77
TUNISIA	444	439	230	MEXICO	736	147	78
LIBYA	48 982	21 809	11 560	ISRAEL	125	92	45
EGYPT	5 089	4 182	2 281	PAKISTAN	9 982	1 764	938
SUDAN	342	245	128	INDIA	6 693	1 558	814
MAURITANIA	50	65	34	THAILAND	916	289	153
SENEGAL	303	221	116	SINGAPORE	268	157	83
IVORY COAST	103	78	43	CHINA	42 934	8 900	4 714
GHANA	635	672	356	SOUTH KOREA	29 099	12 149	6 448
NIGERIA	1 747	1 681	899	JAPAN	3 733	5 098	2 705
CAMEROON	77	262	147	TAIWAN	2 363	1 315	702
ZAIRE	50	63	34	HONG KONG	219	150	80
RWANDA	35	70	40	NEW ZEALAND	64	76	40
ANGOLA	379	834	451	EXPORTS	3 801 889	963 812	512 482
ETHIOPIA	186	149	76	FRANCE	763 496	135 036	71 771
SOMALIA	15	73	38	BELGIUM LUX	561 696	78 114	41 511
KENYA	383	232	127	NETHERLANDS	658 531	114 694	60 958
TANZANIA	2 177	3 258	1 799	ITALY	84 766	49 145	26 032
MOZAMBIQUE	915	379	207	UNTD KINGDOM	270 280	103 027	54 789
MAURITIUS	339	643	341	IRELAND	8 305	5 108	2 737
ZAMBIA	971	1 307	678	DENMARK	168 660	27 166	14 466
ZIMBABWE	80	79	42	GREECE	17 173	9 649	5 166
REP S AFRICA	15 902	11 504	6 027	PORTUGAL	10 060	7 380	3 932
USA	30 841	60 399	32 218	SPAIN	30 259	17 788	9 443
CANADA	2 741	3 035	1 616	CANARY IS	203	93	50
MEXICO	760	1 521	818	ICELAND	2 381	653	342
GUATEMALA	369	658	345	NORWAY	83 882	12 227	6 504
EL SALVADOR	76	172	91	SWEDEN	271 617	43 810	23 265
PANAMA	520	895	478	FINLAND	31 686	14 596	7 784
CUBA	238	432	234	SWITZERLAND	135 798	34 299	18 225
BAHAMAS	417	401	216	AUSTRIA	280 287	62 729	33 309
DOMINIC REP	40	91	47	MALTA	264	128	66
MARTINIQUE	373	82	43	YUGOSLAVIA	2 272	3 070	1 627
JAMAICA	111	195	111	TURKEY	3 453	3 986	2 141
COLOMBIA	118	116	59	SOVIET UNION	8 352	9 410	5 041
VENEZUELA	792	753	398	POLAND	42 485	17 298	9 270
PERU	114	163	90	CZECHOSLOV	2 297	2 464	1 310
BRAZIL	531	646	347	HUNGARY	2 289	2 250	1 194
CHILE	2 858	3 753	1 971	ROMANIA	477	1 356	736
BOLIVIA	72	187	99	BULGARIA	4 772	2 958	1 573
ARGENTINA	481	302	165	ALBANIA	465	383	206
CYPRUS	1 103	1 564	824	MOROCCO	305	190	100
LEBANON	303	158	84	ALGERIA	1 999	1 216	662
SYRIA	662	1 175	627	TUNISIA	1 320	636	335
IRAQ	2 363	3 797	2 054	LIBYA	36 328	5 664	3 012
IRAN	9 924	6 609	3 564	EGYPT	6 318	2 139	1 142
ISRAEL	3 047	2 288	1 233	SUDAN	521	366	195
JORDAN	462	684	363	MALI	37	69	36
SAUDI ARABIA	1 324	1 250	663	SENEGAL	1 378	312	162
KUWAIT	1 632	1 052	570	GAMBIA	774	88	43
BAHRAIN	65	75	37	GUINEA	533	130	70
ARAB EMIRAT	1 132	1 143	597	LIBERIA	1 847	701	373
OMAN	1 192	976	511	IVORY COAST	269	111	61
NORTH YEMEN	124	126	67	GHANA	527	242	129
PAKISTAN	496	510	271	NIGERIA	15 860	2 424	1 306
INDIA	1 301	1 530	809	CAMEROON	1 504	395	214
BANGLADESH	49	175	91	GABON	255	67	36
BURMA	15	84	45	ZAIRE	1 204	328	177
THAILAND	7 767	6 044	3 220	RWANDA	1 854	962	502
INDONESIA	1 553	3 448	1 818	BURUNDI	150	89	50
MALAYSIA	427	393	206	ANGOLA	40	106	60
SINGAPORE	715	1 067	569	ETHIOPIA	158	82	43
PHILIPPINES	151	338	175	KENYA	544	413	224
CHINA	5 821	9 803	5 199	TANZANIA	1 301	477	253
SOUTH KOREA	2 143	4 207	2 202	ZAMBIA	140	235	125
JAPAN	2 594	3 512	1 878	ZIMBABWE	24	133	70
TAIWAN	240	439	231	REP S AFRICA	10 731	7 560	4 019
HONG KONG	2 688	4 528	2 469	USA	144 161	101 180	53 670
AUSTRALIA	8 184	8 845	4 715				
NEW ZEALAND	3 811	3 906	2 004				
NEW CALEDON	589	547	297				

6 IMPORTS AND EXPORTS (SPECIAL TRADE) BY GROUPS OF THE SITC-REV. III AND BY COUNTRIES OF PRODUCTION AND CONSUMPTION 1989

GROUP COUNTRY	DT = 100 KG	1 000 DM	1 000 \$	GROUP COUNTRY	DT = 100 KG	1 000 DM	1 000 \$
CANADA	41 151	22 923	12 189	HONG KONG	2 732	2 419	1 293
MEXICO	4 700	4 864	2 603	NEW ZEALAND	343	391	204
GUATEMALA	330	152	82				
EL SALVADOR	199	118	63	EXPORTS	2 249 288	1 826 292	970 602
COSTA RICA	614	276	145	FRANCE	315 501	251 455	133 752
PANAMA	423	152	82	BELGIUM LUX	200 215	142 875	75 949
CUBA	275	381	203	NETHERLANDS	340 324	237 326	126 314
DOMINIC REP	258	136	69	ITALY	111 818	104 258	55 281
JAMAICA	885	280	148	UNITD KINGDOM	178 389	162 584	86 405
ARUBA	1 774	185	98	IRELAND	19 418	14 181	7 545
NETH ANTILL	937	730	386	DENMARK	89 370	60 994	32 380
COLOMBIA	782	437	230	GREECE	7 917	8 631	4 587
VENEZUELA	4 406	3 063	1 595	PORTUGAL	10 559	8 638	4 569
SURINAME	262	96	52	SPAIN	72 525	71 104	37 839
ECUADOR	152	164	86	CANARY IS	133	223	112
PERU	80	124	64	ICELAND	2 200	1 906	989
BRAZIL	3 865	2 117	1 099	NORWAY	28 397	21 650	11 511
CHILE	968	1 048	553	SWEDEN	143 202	121 936	64 966
BOLIVIA	284	131	68	FINLAND	74 226	50 460	26 908
PARAGUAY	1 942	1 536	787	SWITZERLAND	202 482	166 183	88 377
URUGUAY	520	207	109	AUSTRIA	199 453	146 598	77 891
ARGENTINA	572	586	324	MALTA	1 094	1 620	853
CYPRUS	442	253	132	YUGOSLAVIA	6 691	10 408	5 526
LEBANON	54	68	36	TURKEY	3 811	4 930	2 609
SYRIA	31	57	30	SOVIET UNION	803	1 152	619
IRAQ	7 313	2 011	1 054	POLAND	10 270	4 470	2 375
IRAN	4 341	1 977	1 045	CZECHOSLOVA	1 584	1 691	902
ISRAEL	1 248	1 320	697	HUNGARY	9 591	7 923	4 211
JORDAN	142	133	71	ROMANIA	313	433	225
SAUDI ARABIA	2 511	1 400	739	BULGARIA	2 124	1 571	840
KUWAIT	938	530	280	ALBANIA	277	129	69
BAHRAIN	274	102	51	MOROCCO	420	759	395
ARAB EMIRAT	4 240	1 389	744	ALGERIA	2 281	2 731	1 446
SOUTH YEMEN	87	87	46	TUNISIA	1 181	1 160	608
PAKISTAN	714	458	238	LIBYA	1 525	1 319	698
INDIA	1 285	1 110	590	EGYPT	4 681	3 276	1 726
SRI LANKA	381	164	90	MAURITANIA	55	61	32
BURMA	228	87	46	SENEGAL	378	203	106
THAILAND	460	710	376	SIERRA LEONE	43	55	30
INDONESIA	11 526	6 703	3 743	LIBERIA	1 011	370	196
MALAYSIA	2 827	2 842	1 491	GHANA	1 687	863	448
SINGAPORE	3 829	2 256	1 205	Togo	652	156	104
PHILIPPINES	459	517	275	NIGERIA	2 723	1 074	581
CHINA	2 248	1 245	676	CAMEROON	564	242	131
SOUTH KOREA	761	3 069	1 626	CENT AFR REP	55	81	44
JAPAN	1 116	2 018	1 084	GABON	27	63	34
TAIWAN	633	1 360	729	ZAIRE	145	150	74
HONG KONG	6 242	3 331	1 791	RWANDA	141	89	48
AUSTRALIA	2 489	2 310	1 223	ANGOLA	193	144	77
NEW ZEALAND	1 044	449	235	ETHIOPIA	109	203	106
				KENYA	210	224	112
				UGANDA	72	141	72
				TANZANIA	905	501	262
				REUNION	465	189	102
				ZAMBIA	299	158	84
				ZIMBABWE	57	77	44
				REP S AFRICA	21 114	19 606	10 404
				USA	75 646	82 535	43 782
				CANADA	6 270	5 058	2 674
				MEXICO	36 140	25 895	13 768
				GUATEMALA	214	212	111
				HONDURAS	130	88	45
				EL SALVADOR	365	249	131
				COSTA RICA	755	552	287
				PANAMA	69	59	31
				CUBA	424	241	130
				HAITI	531	300	161
				DOMINIC REP	297	165	85
				GUADELOUPE	314	139	77
				JAMAICA	1 212	606	325
				TRINIDAD TOB	144	76	38
				NETH ANTILL	111	108	54
				COLOMBIA	36	186	99
				VENEZUELA	419	854	469
				FRENCH GUIAN	290	108	59
				ECUADOR	726	579	302
				PERU	120	195	103
				BRAZIL	2 287	4 177	2 215
				CHILE	558	739	386
				PARAGUAY	11	88	45
				URUGUAY	112	176	89
				ARGENTINA	299	549	285
				CYPRUS	578	629	328
				LEBANON	492	351	186
				SYRIA	1 908	890	472
				IRAQ	3 036	4 379	2 315
				IRAN	2 184	2 939	1 549
				ISRAEL	3 815	4 209	2 225
				JORDAN	377	392	197
				SAUDI ARABIA	6 480	5 972	3 152
				KUWAIT	1 373	1 281	662
				BAHRAIN	662	504	261
				QATAR	135	109	56
				ARAB EMIRAT	1 064	1 586	854
				OMAN	206	183	93
				PAKISTAN	381	929	496
694 NAILS, SCREWS, NUTS, ETC.							
IMPORTS	2 629 880	1 210 319	643 530				
FRANCE	158 106	92 466	49 202				
BELGIUM LUX	156 234	39 827	21 190				
NETHERLANDS	200 787	66 022	35 071				
ITALY	687 409	312 299	166 255				
UNITD KINGDOM	57 503	66 793	35 482				
IRELAND	11 942	12 108	6 446				
DENMARK	49 259	20 309	10 766				
GREECE	51	65	34				
PORTUGAL	2 682	966	512				
SPAIN	96 979	37 753	20 119				
NORWAY	1 923	1 534	807				
SWEDEN	40 968	31 297	16 666				
FINLAND	1 463	765	408				
SWITZERLAND	87 275	155 136	82 575				
AUSTRIA	77 354	40 860	21 703				
MALTA	17	120	64				
YUGOSLAVIA	55 482	10 253	5 443				
TURKEY	6 169	1 654	876				
SOVIET UNION	919	131	66				
POLAND	160 532	16 446	8 744				
CZECHOSLOVA	60 882	6 066	3 234				
HUNGARY	20 363	3 386	1 807				
ROMANIA	75 268	8 261	4 382				
BULGARIA	14 675	1 590	846				
REP S AFRICA	4 938	1 052	554				
USA	23 912	75 481	40 066				
CANADA	967	2 149	1 136				
MEXICO	120	129	64				
BRAZIL	16 163	6 310	3 341				
ARGENTINA	76	129	69				
SYRIA	79	121	64				
IRAN	324	111	61				
ISRAEL	1 883	2 236	1 186				
INDIA	2 843	1 058	567				
SRI LANKA	14 162	9 001	4 770				
THAILAND	4 213	1 089	563				
MALAYSIA	26 073	5 344	2 845				
SINGAPORE	27 592	15 762	8 389				
CHINA	262 765	41 377	21 976				
SOUTH KOREA	6 934	3 917	2 067				
JAPAN	46 075	51 332	27 265				
TAIWAN	163 349	64 685	34 273				

6 IMPORTS AND EXPORTS (SPECIAL TRADE) BY GROUPS OF THE SITC-REV. III AND BY COUNTRIES OF PRODUCTION AND CONSUMPTION 1989

GROUP COUNTRY	DT = 100 KG	1 000 DM	1 000 \$	GROUP COUNTRY	DT = 100 KG	1 000 DM	1 000 \$
INDIA	6 761	5 491	2 919	POLAND	3 862	22 549	11 976
THAILAND	285	1 132	596	CZECHOSLOVA	2 057	25 021	13 466
INDONESIA	251	603	316	HUNGARY	6 745	34 061	18 091
MALAYSIA	956	1 685	887	ROMANIA	829	4 264	2 309
SINGAPORE	3 353	6 890	3 643	BULGARIA	1 508	14 212	7 567
PHILIPPINES	123	271	140	ALBANIA	146	234	126
CHINA	503	731	388	MOROCCO	786	2 097	1 112
SOUTH KOREA	696	2 703	1 421	ALGERIA	3 509	12 140	6 482
JAPAN	2 802	5 918	3 129	TUNISIA	498	1 446	773
TAIWAN	478	1 373	723	LIBYA	2 144	9 797	5 186
HONG KONG	985	2 035	1 060	EGYPT	3 746	10 889	5 774
AUSTRALIA	6 518	8 308	4 403	SUDAN	389	945	498
NEW ZEALAND	689	609	299	MAURITANIA	90	84	46
FR POLYNESIA	67	98	53	MALI	40	211	116
				BURKINA FASO	61	263	140
695 TOOLS				NIGER	23	70	37
IMPORTS	865 895	2 186 381	1 163 487	CHAD	42	88	45
FRANCE	48 910	174 498	92 970	CAPE VERDE	25	110	55
BELGIUM LUX	12 475	84 303	44 769	SENEGAL	40	165	84
NETHERLANDS	138 882	163 878	87 062	GAMBIA	102	217	117
ITALY	57 835	213 518	114 037	GUIN BISSAU	74	168	91
UNTD KINGDOM	25 127	115 308	61 355	GUINEA	131	321	170
IRELAND	9 770	34 435	18 306	SIERRA LEONE	86	327	172
DENMARK	7 860	23 406	12 468	LIBERIA	345	1 015	539
GREECE	162	2 906	1 541	IVORY COAST	231	495	266
PORTUGAL	1 700	7 581	4 038	GHANA	1 068	3 298	1 762
SPAIN	34 818	70 758	37 730	Togo	148	233	123
NORWAY	1 494	3 964	2 111	BENIN	63	275	144
SWEDEN	17 542	206 761	110 092	NIGERIA	4 858	7 254	3 872
FINLAND	4 229	5 454	2 901	CAMEROON	499	1 505	792
SWITZERLAND	34 743	277 902	148 018	CENT AFR REP	34	105	57
AUSTRIA	36 988	153 853	81 759	GABON	678	2 411	1 281
MALTA	64	780	410	CONGO	200	548	292
YUGOSLAVIA	17 733	34 154	18 185	ZAIRE	636	1 621	847
TURKEY	1 170	1 981	1 055	RWANDA	322	512	272
SOVIET UNION	5 718	6 165	3 268	BURUNDI	155	288	152
POLAND	13 563	9 023	4 816	ANGOLA	983	4 681	2 453
CZECHOSLOVA	4 383	5 178	2 752	ETHIOPIA	333	974	519
HUNGARY	6 132	7 448	3 971	SOMALIA	77	192	103
ROMANIA	2 957	2 514	1 332	KENYA	1 829	2 578	1 368
BULGARIA	56	332	174	UGANDA	181	559	300
TUNISIA	709	672	355	TANZANIA	981	2 008	1 066
EGYPT	27	138	74	SEYCHELLES	19	62	32
REP S AFRICA	242	1 599	851	MOZAMBIQUE	104	388	200
USA	19 074	131 791	70 101	MADAGASCAR	97	252	133
CANADA	2 692	9 205	4 890	REUNION	284	339	181
MEXICO	69	321	173	MAURITIUS	289	609	320
EL SALVADOR	103	112	59	ZAMBIA	1 394	6 393	3 408
BARBADOS	63	152	85	ZIMBABWE	450	807	434
VENEZUELA		79	43	MALAWI	235	454	239
BRAZIL	2 367	1 440	756	REP S AFRICA	9 480	38 392	20 347
ARGENTINA	113	343	178	BOTSWANA	49	85	48
IRAQ	14	57	31	USA	62 040	257 410	137 029
ISRAEL	1 579	34 418	18 324	CANADA	16 936	54 934	29 262
PAKISTAN	90	355	189	GREENLAND	11	83	42
INDIA	19 769	16 785	8 901	MEXICO	4 207	17 517	9 335
THAILAND	99	85	45	GUATEMALA	1 571	1 887	998
LAOS	1	60	30	HONDURAS	358	598	316
INDONESIA	197	230	123	EL SALVADOR	672	973	510
MALAYSIA	132	361	194	NICARAGUA	335	496	259
SINGAPORE	590	3 916	2 090	COSTA RICA	851	2 002	1 046
CHINA	152 146	54 472	29 003	PANAMA	524	1 419	746
SOUTH KOREA	7 160	9 309	4 965	CUBA	134	519	275
JAPAN	30 913	192 316	102 083	HAITI	412	494	255
TAIWAN	136 383	113 161	60 115	DOMINIC REP	866	1 228	654
HONG KONG	6 563	7 410	3 928	GUADELOUPE	112	162	83
AUSTRALIA	286	894	476	MARTINIQUE	53	147	79
NEW ZEALAND	68	249	130	JAMAICA	453	609	330
EXPORTS	1 090 529	4 057 705	2 159 440	ST LUCIA	76	125	64
FRANCE	103 684	432 637	230 362	BARBADOS	88	125	62
BELGIUM LUX	68 474	213 722	113 689	TRINIDAD TOB	75	296	159
NETHERLANDS	129 816	355 561	189 241	ARUBA	31	68	34
ITALY	76 916	340 021	180 885	NETH ANTILL	243	472	256
UNTD KINGDOM	72 825	291 558	155 178	COLOMBIA	3 210	5 686	3 022
IRELAND	9 287	22 274	11 799	VENEZUELA	2 010	5 248	2 789
DENMARK	30 427	100 779	53 628	GUYANA	82	267	144
GREECE	10 657	27 078	14 414	SURINAME	94	184	101
PORTUGAL	14 529	36 800	19 573	FRENCH GUIAN	35	94	48
SPAIN	62 888	136 324	72 525	ECUADOR	1 077	2 814	1 486
CANARY IS	1 322	3 160	1 670	PERU	808	2 254	1 199
CEUTA MEL	37	98	48	BRAZIL	2 474	17 241	9 152
ICELAND	916	2 621	1 366	CHILE	3 653	9 639	5 130
FAROE IS	20	64	34	BOLIVIA	540	1 129	598
NORWAY	9 495	40 781	21 659	PARAGUAY	686	1 410	746
SWEDEN	39 390	153 363	81 678	URUGUAY	333	743	388
FINLAND	19 301	71 623	38 165	ARGENTINA	581	2 513	1 340
SWITZERLAND	80 525	340 844	181 583	CYPRUS	1 214	2 299	1 207
AUSTRIA	67 857	260 916	138 834	LEBANON	658	1 332	722
ANDORRA	51	259	133	SYRIA	1 589	4 564	2 420
MALTA	859	5 602	2 958	IRAQ	6 044	85 688	45 859
YUGOSLAVIA	6 398	31 338	16 668	IRAN	12 552	50 892	27 029
TURKEY	4 149	16 373	8 738	ISRAEL	7 448	21 428	11 393
SOVIET UNION	4 393	47 405	25 281	JORDAN	929	2 718	1 439
				SAUDI ARABIA	8 797	18 834	10 010
				KUWAIT	1 903	4 473	2 360
				BAHRAIN	581	1 208	633
				QATAR	595	1 372	718

6 IMPORTS AND EXPORTS (SPECIAL TRADE) BY GROUPS OF THE SITC-REV. III AND BY COUNTRIES OF PRODUCTION AND CONSUMPTION 1989

GROUP COUNTRY	DT = 100 KG	1 000 DM	1 000 \$	GROUP COUNTRY	DT = 100 KG	1 000 DM	1 000 \$
ARAB EMIRAT	3 908	11 608	6 134	YUGOSLAVIA	771	5 666	3 016
OMAN	319	1 040	545	TURKEY	989	4 350	2 327
NORTH YEMEN	82	459	247	SOVIET UNION	39	329	172
SOUTH YEMEN	59	324	176	POLAND	1 451	3 204	1 741
AFGHANISTAN	16	73	37	CZECHOSLOVA	107	612	326
PAKISTAN	765	4 776	2 539	HUNGARY	1 345	4 730	2 523
INDIA	2 646	11 793	6 295	ROMANIA	190	397	199
BANGLADESH	468	417	219	BULGARIA	85	285	149
SRI LANKA	893	1 365	722	MOROCCO	288	1 119	581
NEPAL	52	163	84	TUNISIA	82	305	162
BHUTAN	52	111	61	LIBYA	30	154	82
BURMA	21	395	211	EGYPT	103	662	353
THAILAND	4 020	16 322	8 651	LIBERIA	73	167	88
VIETNAM	5	92	52	GHANA	82	131	73
INDONESIA	4 958	11 943	6 338	BENIN	99	248	131
MALAYSIA	1 962	6 513	3 469	NIGERIA	382	793	420
SINGAPORE	7 513	39 741	21 162	ANGOLA	78	315	171
PHILIPPINES	3 315	6 747	3 597	ETHIOPIA	15	213	118
MONGOLIA	14	107	55	KENYA	25	135	73
CHINA	5 979	12 729	6 762	TANZANIA	61	128	67
NORTH KOREA	91	164	91	MAURITIUS	7	67	34
SOUTH KOREA	6 534	31 603	16 802	REP S AFRICA	1 390	6 947	3 703
JAPAN	9 904	75 112	39 980	USA	13 102	91 274	48 479
TAIWAN	5 161	22 326	11 854	CANADA	1 803	10 951	5 825
HONG KONG	3 773	20 284	10 777	MEXICO	580	3 725	1 989
AUSTRALIA	10 077	39 250	20 849	GUATEMALA	134	412	219
PAPUA NEW G	273	667	354	HONDURAS	19	72	36
NEW ZEALAND	1 535	4 967	2 616	EL SALVADOR	5	68	34
NEW CALEDON	91	264	136	COSTA RICA	59	314	168
FIJI	518	518	275	PANAMA	111	544	289
TONGA	39	124	65	CUBA	10	96	51
FR POLYNESIA	127	325	171	HAITI	38	111	58
				DOMINIC REP	14	96	48
696 CUTLERY				JAMAICA	10	60	33
IMPORTS	168 995	464 263	247 026	ARUBA	2	70	36
FRANCE	5 602	22 211	11 885	NETH ANTILL	23	195	96
BELGIUM LUX	655	2 037	1 080	COLOMBIA	121	600	319
NETHERLANDS	3 560	14 088	7 505	VENEZUELA	245	1 284	681
ITALY	14 412	49 528	26 367	ECUADOR	93	387	205
UNITED KINGDOM	8 089	23 465	12 511	PERU	16	99	53
IRELAND	83	206	112	BRAZIL	21	172	94
DENMARK	348	1 752	945	CHILE	156	939	501
GREECE	30	64	34	BOLIVIA	15	91	48
PORTUGAL	845	1 738	920	PARAGUAY	25	273	140
SPAIN	2 198	8 767	4 668	URUGUAY	14	121	63
NORWAY	15	95	49	ARGENTINA	70	360	187
SWEDEN	109	644	343	CYPRUS	595	2 504	1 329
FINLAND	746	4 631	2 440	LEBANON	591	2 227	1 176
SWITZERLAND	3 641	41 147	21 880	SYRIA	33	108	57
AUSTRIA	571	1 938	1 021	IRAN	20	91	46
TURKEY	129	184	101	ISRAEL	799	4 223	2 243
POLAND	57	223	116	JORDAN	20	160	85
CZECHOSLOVA	69	289	153	SAUDI ARABIA	837	5 201	2 772
BULGARIA	87	190	104	KUWAIT	426	2 134	1 119
USA	5 863	44 337	23 781	BAHRAIN	161	1 160	604
CANADA	51	173	92	QATAR	88	490	256
MEXICO	940	2 566	1 371	ARAB EMIRAT	1 107	3 972	2 080
BRAZIL	4 244	8 485	4 473	OMAN	102	484	252
LEBANON	32	253	137	PAKISTAN	46	128	70
ISRAEL	138	122	63	INDIA	8	63	34
PAKISTAN	659	1 816	968	BANGLADESH	63	145	79
INDIA	43	115	57	THAILAND	109	1 080	578
THAILAND	102	211	110	INDONESIA	88	254	134
MALAYSIA	26	74	39	MALAYSIA	39	605	333
SINGAPORE	3 637	20 866	11 063	SINGAPORE	316	1 951	1 030
PHILIPPINES	131	209	109	PHILIPPINES	73	461	245
CHINA	24 071	31 865	16 992	CHINA	62	229	124
NORTH KOREA	241	377	203	SOUTH KOREA	274	2 161	1 138
SOUTH KOREA	45 306	78 993	41 911	JAPAN	2 024	18 345	9 761
JAPAN	27 945	75 523	40 149	TAIWAN	211	2 179	1 151
TAIWAN	10 287	17 359	9 173	HONG KONG	792	5 928	3 130
HONG KONG	3 913	7 441	3 947	AUSTRALIA	2 535	12 376	6 562
EXPORTS	148 003	756 548	401 910	NEW ZEALAND	196	1 342	712
FRANCE	24 908	111 855	59 285	697 HOUSEHOLD EQUIPMENT, NES			
BELGIUM LUX	7 168	41 766	22 088	IMPORTS	1 033 205	986 471	525 995
NETHERLANDS	14 070	67 327	35 794	FRANCE	99 274	89 098	47 445
ITALY	17 529	69 472	36 979	BELGIUM LUX	48 818	48 910	26 137
UNITED KINGDOM	12 858	62 168	33 065	NETHERLANDS	54 428	55 174	29 541
IRELAND	278	1 139	598	ITALY	277 446	292 590	156 187
DENMARK	4 304	18 725	9 974	UNITED KINGDOM	12 177	19 453	10 389
GREECE	2 469	11 119	5 902	IRELAND	1 382	4 192	2 217
PORTUGAL	369	2 534	1 344	DENMARK	28 025	29 790	15 925
SPAIN	7 009	31 718	16 854	GREECE	3 694	5 687	3 071
CANARY IS	48	357	189	PORTUGAL	1 408	2 845	1 518
CEUTA MEL	250	862	455	SPAIN	12 074	23 216	12 408
ICELAND	168	1 136	607	ICELAND	1 014	1 875	1 007
NORWAY	1 479	8 056	4 282	NORWAY	5 269	2 773	1 490
SWEDEN	2 520	15 668	8 333	SWEDEN	33 441	26 473	14 141
FINLAND	1 945	6 960	3 709	FINLAND	6 780	3 498	1 860
SWITZERLAND	7 338	48 913	26 089	SWITZERLAND	30 682	51 864	27 696
AUSTRIA	7 412	40 077	21 311	AUSTRIA	52 167	34 974	18 644
ANDORRA	118	1 231	645	YUGOSLAVIA	43 781	20 061	10 707
MALTA	226	1 106	595	TURKEY	13 053	15 464	8 253
				SOVIET UNION	500	338	180

6 IMPORTS AND EXPORTS (SPECIAL TRADE) BY GROUPS OF THE SITC-REV. III AND BY COUNTRIES OF PRODUCTION AND CONSUMPTION 1989

GROUP COUNTRY	DT = 100 KG	1 000 DM	1 000 \$	GROUP COUNTRY	DT = 100 KG	1 000 DM	1 000 \$
POLAND	10 497	3 518	1 880	QATAR	155	380	202
CZECHOSLOVAKIA	16 512	4 802	2 571	ARAB EMIRAT	3 771	4 881	2 612
HUNGARY	20 628	8 169	4 352	OMAN	242	386	206
ROMANIA	9 800	3 310	1 762	NORTH YEMEN	369	157	84
EGYPT	39	66	31	SOUTH YEMEN	169	150	80
REP S AFRICA	21	110	58	INDIA	27	80	43
SWAZILAND	177	143	75	SRI LANKA	91	87	45
USA	6 650	9 927	5 269	THAILAND	1 406	1 390	733
CANADA	926	1 570	834	INDONESIA	837	997	528
MEXICO	138	265	142	MALAYSIA	520	1 585	845
HAITI	836	2 124	1 121	SINGAPORE	3 828	6 918	3 672
BRAZIL	284	609	327	PHILIPPINES	199	346	184
IRAN	113	240	127	CHINA	3 191	4 416	2 384
PAKISTAN	179	215	114	SOUTH KOREA	6 423	13 338	7 132
INDIA	12 133	16 939	9 041	JAPAN	6 242	11 379	6 060
NEPAL	114	288	157	TAIWAN	1 870	3 858	2 068
THAILAND	3 595	4 500	2 384	HONG KONG	1 664	4 078	2 168
INDONESIA	105	76	39	AUSTRALIA	4 563	8 967	4 763
MALAYSIA	16	209	110	NEW ZEALAND	561	1 135	596
SINGAPORE	379	1 279	673	FR POLYNESIA	78	159	85
PHILIPPINES	35	266	141				
CHINA	67 599	36 647	19 405	699 MANUFACTS.BASE METAL,NES			
SOUTH KOREA	46 119	68 514	36 368	IMPORTS	5 063 163	3 542 252	1 884 533
JAPAN	11 824	13 368	7 113	FRANCE	711 257	461 543	245 818
TAIWAN	68 738	48 134	25 569	BELGIUM LUX	325 558	181 412	96 615
HONG KONG	30 018	32 484	17 303	NETHERLANDS	483 471	333 033	177 218
EXPORTS	892 386	1 023 936	544 852	ITALY	724 275	549 939	292 930
FRANCE	149 117	144 322	76 887	UNITD KINGDOM	242 501	195 052	103 820
BELGIUM LUX	83 472	81 634	43 386	IRELAND	27 914	30 731	16 439
NETHERLANDS	128 935	111 958	59 605	DENMARK	219 371	104 142	55 501
ITALY	43 507	92 721	49 388	GREECE	3 203	2 363	1 261
UNITD KINGDOM	60 639	58 162	30 905	PORTUGAL	35 835	17 682	9 446
IRELAND	3 044	3 210	1 723	SPAIN	108 680	67 438	35 942
DENMARK	14 626	15 521	8 240	ICELAND	225	67	34
GREECE	10 071	19 213	10 260	NORWAY	11 534	12 094	6 480
PORTUGAL	4 172	8 018	4 250	SWEDEN	105 569	120 565	63 996
SPAIN	20 444	33 023	17 565	FINLAND	9 381	8 866	4 703
CANARY IS	1 010	1 599	849	SWITZERLAND	237 609	305 073	162 375
ICELAND	2 065	2 167	1 052	AUSTRIA	454 973	442 068	234 896
NORWAY	7 829	9 442	5 123	MALTA	1 535	2 244	1 191
SWEDEN	9 938	15 473	8 246	YUGOSLAVIA	116 978	43 374	23 034
FINLAND	9 900	13 974	7 435	TURKEY	31 614	15 918	8 431
SWITZERLAND	110 183	114 754	60 968	SOVIET UNION	14 201	1 799	963
AUSTRIA	131 501	134 299	71 447	POLAND	331 943	42 351	22 560
ANDORRA	274	644	337	CZECHOSLOVAKIA	80 555	12 282	6 533
MALTA	924	788	415	HUNGARY	209 892	40 949	21 708
YUGOSLAVIA	6 487	10 647	5 652	ROMANIA	145 100	18 181	9 660
TURKEY	6 090	9 709	5 195	BULGARIA	3 988	870	456
SOVIET UNION	570	825	440	ALGERIA	137	106	54
POLAND	7 605	3 114	1 666	TUNISIA	114	377	198
CZECHOSLOVAKIA	292	309	171	EGYPT	20	58	30
HUNGARY	1 473	1 808	964	MAURITIUS	14	536	284
ROMANIA	133	127	70	REP S AFRICA	14 026	3 775	2 008
BULGARIA	91	215	110	USA	98 220	246 829	131 110
MOROCCO	1 087	1 109	582	CANADA	3 174	5 311	2 825
ALGERIA	1 234	2 133	1 140	MEXICO	2 337	2 488	1 319
TUNISIA	495	443	237	BRAZIL	5 649	6 352	3 363
LIBYA	475	498	270	ARGENTINA	348	261	142
EGYPT	194	458	244	LEBANON	190	76	38
SUDAN	52	62	34	ISRAEL	14 336	14 366	7 629
IVORY COAST	120	85	45	SAUDI ARABIA	3 521	4 044	2 067
GHANA	110	74	36	PAKISTAN	114	164	85
NIGERIA	88	148	72	INDIA	3 214	2 803	1 481
CAMEROON	654	406	217	SRI LANKA	18	214	113
CENT AFR REP	197	118	63	THAILAND	4 025	5 295	2 822
CONGO	191	114	60	INDONESIA	673	134	70
ANGOLA	70	105	54	MALAYSIA	828	1 076	573
KENYA	61	108	60	SINGAPORE	13 366	22 965	12 173
TANZANIA	119	130	66	PHILIPPINES	125	271	140
REUNION	304	146	75	CHINA	123 857	30 682	16 365
REP S AFRICA	1 048	2 224	1 182	SOUTH KOREA	10 673	9 352	4 982
USA	18 173	34 201	18 183	JAPAN	46 703	88 736	47 093
CANADA	3 263	4 881	2 584	TAIWAN	68 909	73 348	38 880
MEXICO	203	425	230	HONG KONG	7 186	10 710	5 678
GUATEMALA	221	313	169	AUSTRALIA	2 619	1 501	803
EL SALVADOR	143	134	72	NEW ZEALAND	96	70	35
COSTA RICA	130	210	108	EXPORTS	8 159 667	7 543 522	4 010 150
DOMINICA	45	58	30	FRANCE	1 134 076	972 433	517 313
BARBADOS	69	85	44	BELGIUM LUX	872 058	659 844	350 919
GRENADA	83	115	60	NETHERLANDS	997 983	850 131	451 860
NETH ANTILL	292	294	149	ITALY	480 584	503 650	267 640
ECUADOR	18	84	44	UNITD KINGDOM	644 387	724 898	385 115
CHILE	288	443	235	IRELAND	41 250	33 617	17 830
PARAGUAY	46	107	60	DENMARK	254 425	219 252	116 580
URUGUAY	37	63	36	GREECE	35 767	42 429	22 561
CYPRUS	1 509	2 274	1 215	PORTUGAL	23 027	29 569	15 710
LEBANON	242	462	249	SPAIN	211 862	214 669	114 185
SYRIA	671	318	166	CANARY IS	2 470	3 644	1 914
IRAQ	77	221	114	CEUTA MEL	96	93	47
IRAN	522	937	492	ICELAND	4 327	4 380	2 316
ISRAEL	2 797	4 231	2 245	NORWAY	38	118	64
JORDAN	677	408	219	SWEDEN	68 249	76 427	40 710
SAUDI ARABIA	4 629	9 345	5 000		388 694	407 650	216 965
KUWAIT	858	1 543	812				
BAHRAIN	183	549	288				

6 IMPORTS AND EXPORTS (SPECIAL TRADE) BY GROUPS OF THE SITC-REV. III AND BY COUNTRIES OF PRODUCTION AND CONSUMPTION 1989

GROUP COUNTRY	DT = 100 KG	1 000 DM	1 000 \$	GROUP COUNTRY	DT = 100 KG	1 000 DM	1 000 \$
FINLAND	109 063	107 021	56 905	SAUDI ARABIA	32 266	29 880	15 809
SWITZERLAND	497 604	545 120	289 968	KUWAIT	7 700	8 856	4 581
AUSTRIA	716 343	602 804	320 229	BAHRAIN	1 306	1 642	865
ANDORRA	93	152	79	QATAR	702	900	477
GIBRALTAR	1 241	337	177	ARAB EMIRAT	13 494	10 593	5 634
MALTA	3 751	6 759	3 577	OMAN	2 676	3 902	2 061
YUGOSLAVIA	70 900	69 370	36 878	NORTH YEMEN	281	448	240
TURKEY	25 163	32 260	17 024	SOUTH YEMEN	497	328	169
SOVIET UNION	151 984	42 053	22 386	AFGHANISTAN	120	127	67
POLAND	43 137	29 214	15 517	PAKISTAN	112 018	17 806	9 438
CZECHOSLOVAKIA	15 455	22 324	11 926	INDIA	31 695	28 685	15 275
HUNGARY	34 159	30 773	16 299	BANGLADESH	452	453	240
ROMANIA	9 006	8 774	4 668	MALDIVES	7	56	30
BULGARIA	10 977	10 648	5 645	SRI LANKA	886	596	316
ALBANIA	94	302	159	NEPAL	1 831	1 735	934
MOROCCO	4 985	4 743	2 524	BURMA	165	283	147
ALGERIA	35 482	29 394	15 560	THAILAND	23 507	20 737	11 248
TUNISIA	5 348	7 207	3 834	VIETNAM	19	60	31
LIBYA	14 483	14 155	7 484	INDONESIA	5 018	6 571	3 454
EGYPT	18 313	12 622	6 699	MALAYSIA	5 434	8 537	4 538
SUDAN	1 916	1 071	569	BRUNEI	30	64	33
MAURITANIA	23 167	2 837	1 495	SINGAPORE	32 726	50 703	26 945
MALI	751	290	156	PHILIPPINES	2 634	3 705	1 951
BURKINA FASO	345	691	365	MONGOLIA	21	54	30
NIGER	278	227	118	CHINA	4 410	7 827	4 157
SENEGAL	206	435	228	NORTH KOREA	574	590	311
GAMBIA	224	162	85	SOUTH KOREA	20 201	31 779	16 939
GUINEA	4 101	856	447	JAPAN	45 831	88 383	46 840
LIBERIA	28 548	3 664	1 954	TAIWAN	14 311	17 180	9 089
IVORY COAST	1 133	836	441	HONG KONG	9 769	17 215	9 113
GHANA	10 235	2 202	1 151	AUSTRALIA	50 413	61 800	32 807
TOGO	257	227	120	PAPUA NEW G	67	205	112
BEHIN	231	242	127	NEW ZEALAND	3 533	4 081	2 156
NIGERIA	12 851	8 055	4 268	NEW CALEDON	1 009	792	419
CAMEROON	608	411	214	FIJI	105	251	137
GABON	1 084	295	158	WEST SAMOA	386	146	77
CONGO	234	130	72	FR POLYNESIA	226	361	191
ZAIRE	3 218	1 109	590				
RWANDA	150	156	83	700 CPL IND PLANT (84/85/87)			
BURUNDI	98	160	89	EXPORTS	1 268 135	3 699 628	1 971 114
ANGOLA	1 502	1 167	627	FRANCE	14 301	28 927	15 379
ETHIOPIA	948	1 092	580	BELGIUM LUX	33 486	75 408	39 711
KENYA	1 333	2 157	1 122	NETHERLANDS	17 412	57 083	30 946
UGANDA	72	151	80	ITALY	20 546	80 317	42 534
TANZANIA	2 252	1 000	523	UNITED KINGDOM	11 674	21 210	11 518
MOZAMBIQUE	691	211	109	DENMARK	10 744	15 621	8 381
MADAGASCAR	208	244	128	GREECE	8 564	25 641	13 781
REUNION	306	406	210	PORTUGAL	855	1 465	763
MAURITIUS	413	1 221	645	SPAIN	2 597	14 713	7 829
ZAMBIA	2 268	1 125	604	CANARY IS	57	823	441
ZIMBABWE	1 478	1 246	657	SWEDEN	4 240	18 811	9 686
MALAWI	77	102	52	FINLAND	19 674	58 492	31 297
REP S AFRICA	31 927	47 323	25 116	SWITZERLAND	2 612	4 219	2 281
USA	365 578	413 524	219 891	AUSTRIA	3 642	19 728	10 952
CANADA	74 765	87 117	46 485	YUGOSLAVIA	8 213	19 220	10 431
ST PIERRE	305	148	84	TURKEY	57 318	150 537	79 576
MEXICO	36 503	47 302	25 149	SOVIET UNION	179 912	711 868	377 664
GUATEMALA	403	674	357	POLAND	1 804	1 244	667
HONDURAS	153	220	109	CZECHOSLOVAKIA	9 158	50 152	26 774
EL SALVADOR	130	271	137	HUNGARY	2 375	10 451	5 866
NICARAGUA	434	224	117	BULGARIA	19 565	53 419	28 485
COSTA RICA	465	694	362	MOROCCO	346	1 416	742
PANAMA	145	257	131	ALGERIA	20 281	77 821	41 500
CUBA	1 650	1 574	840	TUNISIA	471	494	273
HAITI	776	484	257	LIBYA	36 939	78 324	41 157
BAHAMAS	145	145	77	EGYPT	48 251	126 942	67 827
DOMINIC REP	132	238	121	SUDAN	1 261	1 006	516
GUADELOUPE	93	114	56	MALI	22	120	64
DOMINICA	61	62	32	SIERRA LEONE	2 459	2 019	1 071
BRIT VIRG IS	83	174	89	LIBERIA	235	115	60
MARTINIQUE	90	198	96	GHANA	5 130	3 990	2 132
JAMAICA	502	571	305	NIGERIA	1 374	2 416	1 291
ST LUCIA	54	64	33	ZAIRE	1 109	1 498	778
ST VINCENT	321	230	121	ANGOLA	3 629	2 434	1 271
BARBADOS	2 120	1 054	567	KENYA	423	496	284
TRINIDAD TOB	683	671	356	TANZANIA	6	95	52
ARUBA	16	80	40	ZAMBIA	83	534	289
NETH ANTILL	449	811	421	REP S AFRICA	16 645	105 463	55 659
COLOMBIA	2 212	1 679	892	USA	55 659	152 544	82 485
VENEZUELA	37 356	7 963	4 282	CANADA	7 723	22 237	11 966
SURINAME	206	178	94	MEXICO	10 037	44 443	23 678
FRENCH GUIAN	76	88	49	HONDURAS	1 378	3 064	1 568
ECUADOR	443	1 213	651	COLOMBIA	13 192	44 449	23 650
PERU	536	549	289	VENEZUELA	7 565	14 463	7 682
BRAZIL	9 742	22 431	11 870	BRAZIL	1 028	7 627	4 077
CHILE	9 740	10 900	5 757	CHILE	12 442	34 305	18 261
BOLIVIA	291	469	243	BOLIVIA	2 514	10 777	5 596
PARAGUAY	211	382	207	ARGENTINA	11 095	111 589	56 916
URUGUAY	1 779	702	372	SYRIA	6 829	33 513	18 353
ARGENTINA	2 609	3 650	1 943	IRAQ	57 453	195 297	104 726
CYPRUS	2 641	3 821	2 039	IRAN	42 487	130 337	68 658
LEBANON	659	801	426	ISRAEL	1 248	7 665	3 926
SYRIA	1 711	1 172	615	SAUDI ARABIA	7 347	74 422	39 296
IRAQ	50 890	43 900	23 381	KUWAIT	1 507	19 962	10 447
IRAN	12 530	11 274	6 028	ARAB EMIRAT	7 269	42 581	23 285
ISRAEL	50 750	44 875	23 872				
JORDAN	2 426	2 472	1 310				

6 IMPORTS AND EXPORTS (SPECIAL TRADE) BY GROUPS OF THE SITC-REV. III AND BY COUNTRIES OF PRODUCTION AND CONSUMPTION 1989

GROUP COUNTRY	DT = 100 KG	1 000 DM	1 000 \$	GROUP COUNTRY	DT = 100 KG	1 000 DM	1 000 \$
OMAN	1 125	6 633	3 623	COLOMBIA	192	295	151
PAKISTAN	6 796	19 966	10 789	VENEZUELA	259	3 453	1 791
INDIA	74 990	140 304	75 294	SURINAME	28	74	38
BANGLADESH	149	1 185	618	PERU	18	192	102
SRI LANKA	7 631	25 718	13 501	BRAZIL	126	307	162
NEPAL	351	755	400	CHILE	164	452	238
BHUTAN	114	215	116	BOLIVIA	161	516	282
BURMA	327	1 744	953	ARGENTINA	948	1 992	1 052
THAILAND	17 706	84 112	47 015	CYPRUS	26	71	39
INDONESIA	18 504	67 323	35 866	LEBANON	952	1 102	602
MALAYSIA	3 134	8 443	4 409	SYRIA	238	210	109
SINGAPORE	4 423	25 302	14 394	IRAQ	1 470	2 427	1 296
PHILIPPINES	763	2 504	1 355	IRAN	3 544	7 135	3 787
CHINA	291 707	362 363	192 980	ISRAEL	1 247	1 102	589
NORTH KOREA	403	1 475	779	JORDAN	34	100	53
SOUTH KOREA	14 742	118 101	63 045	SAUDI ARABIA	546	880	472
JAPAN	3 823	18 071	9 461	KUWAIT	1 822	5 833	3 178
TAIWAN	7 178	41 179	21 795	ARAB EMIRAT	1 227	1 467	792
HONG KONG	8	194	98	OMAN	42	97	50
NEW ZEALAND	1	93	49	NORTH YEMEN	74	135	71
711 STEAM GENER. BOILERS, ETC.				PAKISTAN	11 055	6 278	3 268
IMPORTS	115 321	66 332	35 015	INDIA	6 039	31 145	16 751
FRANCE	7 736	5 041	2 631	BANGLADESH	1 665	1 528	813
BELGIUM LUX	3 197	5 467	2 930	SRI LANKA	44	121	64
NETHERLANDS	14 758	9 966	5 289	BURMA	368	332	171
ITALY	804	1 473	790	THAILAND	7 065	7 494	4 089
UNITED KINGDOM	729	1 136	603	INDONESIA	11 227	10 062	5 334
IRELAND	120	104	55	MALAYSIA	70	140	74
DENMARK	26 529	9 115	4 829	BRUNEI	27	87	50
SPAIN	38 036	10 803	5 739	SINGAPORE	1 181	1 584	840
NORWAY	519	666	353	PHILIPPINES	2 039	2 318	1 230
SWEDEN	491	717	387	CHINA	5 398	6 481	3 443
FINLAND	8 041	10 241	5 294	SOUTH KOREA	1 520	5 084	2 706
SWITZERLAND	752	3 051	1 618	JAPAN	276	691	363
AUSTRIA	4 650	3 624	1 910	TAIWAN	1 537	1 750	942
YUGOSLAVIA	307	151	103	HONG KONG	6 280	6 944	3 707
POLAND	2 941	642	337	AUSTRALIA	340	677	357
CZECHOSLOVAKIA	1 801	948	497	712 STEAM TURBINES			
HUNGARY	3 496	1 678	874	IMPORTS	25 391	113 051	60 086
USA	232	832	442	FRANCE	354	2 335	1 243
JAPAN	83	480	251	BELGIUM LUX	690	3 371	1 813
EXPORTS	237 419	454 614	241 859	NETHERLANDS	5 798	31 311	16 730
FRANCE	7 648	10 039	5 350	ITALY	1 374	4 046	2 158
BELGIUM LUX	10 388	15 919	8 448	UNITED KINGDOM	446	3 860	2 021
NETHERLANDS	12 409	9 175	4 840	DENMARK	522	4 850	2 558
ITALY	10 623	16 515	8 947	GREECE	5	70	38
UNITED KINGDOM	5 320	4 171	2 201	PORTUGAL	312	577	305
IRELAND	1 101	1 948	1 026	SPAIN	185	1 059	572
DENMARK	11 809	9 358	4 863	NORWAY	19	108	57
GREECE	29 682	69 886	37 002	SWEDEN	78	877	465
PORTUGAL	2 065	5 383	2 787	FINLAND	665	326	174
SPAIN	1 990	3 887	2 094	SWITZERLAND	7 347	23 617	12 545
ICELAND	55	108	56	AUSTRIA	4 150	17 724	9 453
FAROE IS	70	90	46	YUGOSLAVIA	1 339	740	392
NORWAY	124	442	236	TURKEY	40	501	264
SWEDEN	10 720	73 957	39 585	POLAND	251	156	85
FINLAND	9 087	9 622	5 037	HUNGARY	10	144	79
SWITZERLAND	7 040	12 141	6 363	ALGERIA	205	1 200	643
AUSTRIA	5 484	8 272	4 386	LIBYA	20	402	215
YUGOSLAVIA	1 113	3 405	1 789	EGYPT	50	258	137
TURKEY	11 976	19 932	10 648	USA	1 230	12 113	6 282
SOVIET UNION	2 296	1 651	889	NETH ANTILL	14	78	42
POLAND	2 659	6 462	3 445	PERU	3	100	53
CZECHOSLOVAKIA	6 597	20 756	11 056	ISRAEL	12	244	125
HUNGARY	2 210	4 278	2 278	INDIA	45	1 275	705
BULGARIA	168	739	387	INDONESIA	27	772	420
MOROCCO	30	216	117	MALAYSIA	4	122	66
ALGERIA	574	1 332	707	JAPAN	107	544	304
TUNISIA	714	1 275	666	EXPORTS	97 701	555 572	295 860
LIBYA	3 017	3 548	1 880	FRANCE	4 933	25 353	13 517
EGYPT	2 471	5 198	2 706	BELGIUM LUX	1 057	8 747	4 754
SUDAN	94	301	169	NETHERLANDS	6 940	29 301	15 544
SENEGAL	931	1 019	515	ITALY	1 121	14 441	7 650
GHANA	10	101	52	UNITED KINGDOM	6 132	16 190	8 612
NIGERIA	1 268	1 603	866	IRELAND	11	126	68
CAMEROON	255	143	77	DENMARK	2 106	11 332	6 086
CONGO	42	60	33	GREECE	5 931	25 257	14 139
ZAIRE	29	71	38	PORTUGAL	2 704	5 247	2 795
KENYA	51	130	69	SPAIN	2 259	11 503	6 137
TANZANIA	207	277	154	NORWAY	42	604	321
MOZAMBIQUE	91	143	77	SWEDEN	2 532	7 143	3 816
MADAGASCAR	38	74	40	FINLAND	2 884	9 319	5 049
MAURITIUS	13	74	39	SWITZERLAND	6 642	27 326	14 590
ZAMBIA	132	191	101	AUSTRIA	1 930	14 800	7 714
REP S AFRICA	1 660	9 319	4 959	YUGOSLAVIA	789	4 281	2 230
BOTSWANA	17	113	63	TURKEY	1 828	9 191	4 858
USA	1 863	3 550	1 883	SOVIET UNION	168	1 049	565
CANADA	1 206	2 384	1 301	POLAND	211	1 439	758
MEXICO	2 420	3 730	1 956	CZECHOSLOVAKIA	1	77	42
PANAMA	17	140	75	HUNGARY	16	571	303
JAMAICA	76	158	90	BULGARIA	4	196	107
NETH ANTILL	236	433	221	MOROCCO	7	1 032	580

6 IMPORTS AND EXPORTS (SPECIAL TRADE) BY GROUPS OF THE SITC-REV. III AND BY COUNTRIES OF PRODUCTION AND CONSUMPTION 1989

GROUP COUNTRY	DT = 100 KG	1 000 DM	1 000 \$	GROUP COUNTRY	DT = 100 KG	1 000 DM	1 000 \$
ALGERIA	23	1 134	599	EXPORTS	5 539 739	9 013 926	4 800 298
TUNISIA	6	129	73	FRANCE	457 257	742 503	395 542
LIBYA	323	8 714	4 719	BELGIUM LUX	445 683	804 133	426 932
EGYPT	2 672	12 761	6 929	NETHERLANDS	205 779	285 475	152 041
IVORY COAST	4	302	161	ITALY	107 463	462 200	246 076
NIGERIA	15	702	393	UNTD KINGDOM	1 330 124	950 822	506 365
ZAIRE	1	85	46	IRELAND	1 188	4 003	2 122
SOMALIA	137	841	431	DENMARK	45 300	96 075	51 167
KENYA	97	431	232	GREECE	60 355	62 023	33 171
MOZAMBIQUE	84	1 888	1 025	PORTUGAL	9 253	34 998	18 677
ZIMBABWE	185	2 574	1 375	SPAIN	391 404	610 355	323 588
REP S AFRICA	13 215	112 513	58 649	CANARY IS	1 040	5 751	3 055
USA	1 460	14 846	8 045	CEUTA MEL	1 081	2 808	1 502
MEXICO	232	11 567	6 122	ICELAND	503	3 121	1 647
JAMAICA		152	81	NORWAY	12 791	59 158	31 575
TRINIDAD TOB	1	113	61	SWEDEN	171 023	367 246	195 854
NETH ANTILL	14	340	176	FINLAND	24 976	66 306	35 253
VENEZUELA	56	946	515	SWITZERLAND	50 781	137 151	73 181
PERU	2	123	66	AUSTRIA	782 766	673 074	358 383
BRAZIL	584	11 939	6 239	ANDORRA	42	104	55
CHILE	29	1 032	557	GIBRALTAR	29	324	171
ARGENTINA	313	5 928	3 190	MALTA	522	3 355	1 851
CYPRUS	3	179	95	YUGOSLAVIA	65 456	190 857	101 767
LEBANON	11	106	56	TURKEY	29 146	75 322	40 136
SYRIA	19	993	543	SOVIET UNION	29 968	157 725	84 384
IRAQ	30	880	474	POLAND	2 888	14 059	7 457
IRAN	945	16 267	8 701	CZECHOSLOVA	3 103	22 524	11 872
ISRAEL	226	1 054	555	HUNGARY	3 403	15 434	8 212
JORDAN	12	392	208	ROMANIA	179	1 708	896
SAUDI ARABIA	34	1 288	687	BULGARIA	1 218	5 736	3 054
KUWAIT	12	616	326	ALBANIA	5	60	32
BAHRAIN	8	103	55	MOROCCO	2 237	7 506	4 023
ARAB EMIRAT	54	1 210	657	ALGERIA	68 578	144 394	77 955
PAKISTAN	1 607	6 243	3 228	TUNISIA	3 783	11 714	6 227
INDIA	11 295	37 928	20 189	LIBYA	8 938	44 103	23 246
BANGLADESH	19	600	321	EGYPT	23 180	44 635	23 687
THAILAND	409	1 744	942	SUDAN	128	587	304
INDONESIA	1 249	8 023	4 168	MAURITANIA	194	768	404
MALAYSIA	1 131	4 383	2 354	MALI	43	267	140
SINGAPORE	527	1 783	960	BURKINA FASO	50	60	31
PHILIPPINES	1 733	14 280	7 994	CHAD	11	74	39
CHINA	1 620	7 656	4 145	CAPE VERDE	21	420	218
SOUTH KOREA	1 414	5 836	3 001	SENEGAL	217	899	478
JAPAN	276	3 023	1 643	GUIN BISSAU	38	248	132
TAIWAN	5 278	24 606	13 138	GUINEA	236	890	480
AUSTRALIA	52	2 100	1 127	SIERRA LEONE	127	915	481
713 INTRNL COMBUS PSTN ENGIN							
IMPORTS	2 931 570	5 281 869	2 810 952	LIBERIA	491	1 325	703
FRANCE	390 780	669 040	356 353	IVORY COAST	153	840	448
BELGIUM LUX	22 863	46 083	24 552	GHANA	962	2 681	1 442
NETHERLANDS	51 523	88 700	47 391	TOGO	149	345	184
ITALY	90 509	197 520	105 191	NIGERIA	6 467	12 211	6 564
UNTD KINGDOM	542 238	948 454	504 856	CAMEROON	239	1 390	737
IRELAND	981	5 129	2 715	EQUAT GUINEA	36	218	116
DENMARK	9 983	20 005	10 735	GABON	177	1 561	824
GREECE	282	342	177	CONGO	52	185	98
PORTUGAL	311	268	142	ZAIRE	261	1 207	636
SPAIN	299 137	417 694	222 617	RWANDA	55	322	168
CANARY IS	46	150	81	BURUNDI	35	195	102
NORWAY	3 073	7 083	3 787	ANGOLA	150	941	497
SWEDEN	17 036	35 259	18 845	ETHIOPIA	83	760	405
FINLAND	11 957	23 160	12 492	DJIBOUTI	100	150	81
SWITZERLAND	34 240	52 235	27 811	SOMALIA	46	263	139
AUSTRIA	663 913	1 584 707	843 062	KENYA	374	2 466	1 312
YUGOSLAVIA	91 510	73 328	38 975	UGANDA	588	2 156	1 136
TURKEY	4 714	23 431	12 494	TANZANIA	398	3 682	1 964
SOVIET UNION	1 269	1 645	869	SEYCHELLES	5	193	102
POLAND	25 709	33 177	17 411	MOZAMBIQUE	285	1 808	997
CZECHOSLOVA	1 201	1 670	894	MADAGASCAR	90	653	346
HUNGARY	2 490	2 980	1 538	REUNION	36	308	164
SIERRA LEONE	39	167	96	MAURITIUS	5 678	13 058	6 700
LIBERIA	53	58	31	ZAMBIA	113	690	373
REP S AFRICA	2 701	5 010	2 677	ZIMBABWE	518	2 026	1 093
USA	113 233	291 088	154 793	MALAWI	48	368	198
CANADA	1 303	2 745	1 480	REP S AFRICA	135 479	397 658	211 034
MEXICO	285 572	309 517	164 223	USA	750 650	1 282 804	688 733
MARTINIQUE	70	200	107	CANADA	18 103	59 601	31 756
ECUADOR	62	124	62	GREENLAND	11	98	52
PERU	87	137	70	MEXICO	33 468	94 727	50 461
BRAZIL	62 159	86 066	45 628	BERMUDA	3	171	89
URUGUAY	84	198	107	GUATEMALA	218	698	372
ARGENTINA	5 113	4 339	2 315	HONDURAS	62	254	134
ISRAEL	100	136	71	EL SALVADOR	1 212	588	317
SAUDI ARABIA	281	280	144	NICARAGUA	13	75	41
ARAB EMIRAT	61	151	79	COSTA RICA	151	570	304
INDIA	1 173	2 466	1 314	PANAMA	179	1 236	646
THAILAND	25	76	40	CUBA	96	987	518
SINGAPORE	1 297	3 555	1 900	BAHAMAS	15	195	111
CHINA	243	259	136	DOMINIC REP	218	330	176
SOUTH KOREA	6 028	10 421	5 701	GUADELOUPE	102	610	320
JAPAN	98 234	216 521	115 289	MARTINIQUE	18	222	119
TAIWAN	295	687	364	JAMAICA	44	226	117
HONG KONG	137	237	122	ST LUCIA	2 699	6 063	3 160
AUSTRALIA	86 503	114 773	60 890	BARBADOS	56	355	182
				TRINIDAD TOB	228	797	429
				NETH ANTILL	33	501	273
				COLOMBIA	1 560	4 465	2 379

6 IMPORTS AND EXPORTS (SPECIAL TRADE) BY GROUPS OF THE SITC-REV. III AND BY COUNTRIES OF PRODUCTION AND CONSUMPTION 1989

GROUP COUNTRY	DT = 100 KG	1 000 DM	1 000 \$	GROUP COUNTRY	DT = 100 KG	1 000 DM	1 000 \$
VENEZUELA	1 827	15 448	8 671	EXPORTS	50 941	2 473 444	1 312 273
GUYANA	15	68	36	FRANCE	9 405	434 231	228 973
SURINAME	5	65	34	BELGIUM LUX	253	14 919	7 939
FRENCH GUIAN	20	100	54	NETHERLANDS	2 042	108 926	57 872
ECUADOR	1 862	3 786	2 015	ITALY	842	35 037	18 664
PERU	1 427	7 490	4 014	UNTD KINGDOM	4 113	308 887	164 108
BRAZIL	14 375	81 715	43 236	IRELAND	15	1 947	1 000
CHILE	10 335	18 153	9 672	DENMARK	217	15 215	8 130
BOLIVIA	149	512	273	GREECE	26	5 850	3 114
PARAGUAY	29	337	177	PORTUGAL	43	5 281	2 805
URUGUAY	1 302	2 128	1 130	SPAIN	297	16 269	8 474
ARGENTINA	3 112	9 003	4 764	CANARY IS	3	152	81
CYPRUS	1 770	2 767	1 462	NORWAY	484	2 575	1 355
LEBANON	1 117	2 641	1 418	SWEDEN	188	17 517	9 352
SYRIA	5 997	5 603	2 978	FINLAND	74	11 843	6 252
IRAQ	7 699	35 463	18 899	SWITZERLAND	7 240	61 994	32 925
IRAN	40 534	86 194	46 258	AUSTRIA	279	13 313	7 149
ISRAEL	2 872	11 758	6 275	MALTA	13	2 031	1 096
JORDAN	3 866	5 851	3 101	YUGOSLAVIA	15	2 621	1 393
SAUDI ARABIA	8 927	45 338	24 175	TURKEY	251	8 473	4 498
KUWAIT	2 163	7 738	4 135	SOVIET UNION	20	252	137
BAHRAIN	121	4 006	2 142	ROMANIA	13	1 232	651
QATAR	162	1 030	548	MOROCCO	41	4 681	2 560
ARAB EMIRAT	7 550	22 781	12 089	ALGERIA	52	5 621	2 989
OMAN	645	5 416	2 894	TUNISIA	12	1 202	644
NORTH YEMEN	11	101	55	LIBYA	117	327	172
SOUTH YEMEN	1 967	5 885	3 208	EGYPT	1 695	29 574	15 829
AFGHANISTAN	147	129	70	SUDAN	1	860	494
PAKISTAN	926	2 900	1 532	NIGERIA	12	2 125	1 103
INDIA	4 544	34 866	18 767	CAMEROON	3	719	386
BANGLADESH	718	4 188	2 307	GABON	2	763	409
MALDIVES	11	68	36	CONGO	1	354	201
SRI LANKA	461	1 242	665	ZAIRE	2	141	77
BURMA	488	4 511	2 387	ANGOLA	3	62	34
THAILAND	3 348	12 450	6 667	ETHIOPIA	5	873	466
INDONESIA	4 370	12 110	6 507	SOMALIA		158	84
MALAYSIA	2 360	14 533	7 751	KENYA	36	6 331	3 258
SINGAPORE	23 561	126 414	67 310	SEYCHELLES	4	624	340
PHILIPPINES	356	1 961	1 044	MOZAMBIQUE	1	415	239
CHINA	13 228	50 248	27 006	MAURITIUS	4	112	60
NORTH KOREA	62	309	163	ZIMBABWE	3	460	239
SOUTH KOREA	14 818	130 046	69 578	MALAWI	2	390	212
JAPAN	14 100	91 755	49 082	REP S AFRICA	92	10 033	5 343
TAIWAN	2 597	4 829	2 567	USA	13 165	821 221	434 542
HONG KONG	2 595	17 478	9 288	CANADA	163	35 104	18 855
AUSTRALIA	27 621	92 150	49 055	MEXICO	105	12 040	6 257
PAPUA NEW G	7	107	56	GUADELOUPE		166	92
NEW ZEALAND	504	1 999	1 056	VENEZUELA	7	377	204
NEW CALEDON	70	248	130	FRENCH GUIAN	3	114	61
FR POLYNESIA	45	245	131	BRAZIL	11	1 730	892
714 ENGINES, MOTORS NON-ELECT				CHILE	2	145	76
IMPORTS	52 262	2 104 307	1 118 998	BOLIVIA	5	624	330
FRANCE	7 016	306 143	162 072	ARGENTINA	2 718	14 900	7 668
BELGIUM LUX	1 184	19 192	10 164	CYPRUS	56	8 716	4 817
NETHERLANDS	4 743	107 545	57 227	SYRIA	331	247	126
ITALY	2 714	21 328	11 423	IRAQ	135	16 603	8 933
UNTD KINGDOM	7 100	241 058	128 391	IRAN	148	12 062	6 504
IRELAND	9	163	88	ISRAEL	37	5 606	2 918
DENMARK	1 977	2 615	1 392	JORDAN	6	2 170	1 205
PORTUGAL	16	1 494	799	SAUDI ARABIA	814	32 472	17 346
SPAIN	55	6 809	3 703	KUWAIT	43	9 465	5 002
NORWAY	164	2 204	1 187	BAHRAIN	74	4 704	2 503
SWEDEN	826	20 371	10 909	QATAR	170	7 119	3 816
FINLAND	445	12 724	6 801	ARAB EMIRAT	320	29 661	15 479
SWITZERLAND	9 545	106 117	56 636	NORTH YEMEN	2	189	102
AUSTRIA	516	20 075	10 556	SOUTH YEMEN	3	242	127
MALTA	3	860	450	PAKISTAN	177	11 733	6 181
YUGOSLAVIA	145	184	98	INDIA	142	14 623	7 909
TURKEY	22	2 871	1 518	SRI LANKA	11	719	387
HUNGARY	256	174	89	THAILAND	66	12 314	6 508
EGYPT	8	458	245	INDONESIA	25	920	484
NIGERIA	6	127	67	MALAYSIA	800	113 224	60 279
REP S AFRICA	81	7 211	3 804	SINGAPORE	662	23 223	13 010
USA	13 270	1 057 412	562 860	PHILIPPINES	656	106 760	57 160
CANADA	299	42 506	22 767	CHINA	4	71	37
MEXICO	15	1 874	961	SOUTH KOREA	1 158	17 408	9 258
BRAZIL	4	281	148	JAPAN	765	2 445	1 298
IRAQ	105	6 349	3 263	TAIWAN	18	448	252
ISRAEL	58	4 818	2 609	HONG KONG	99	10 056	5 235
SAUDI ARABIA	2	151	81	AUSTRALIA	81	8 999	4 782
BAHRAIN	10	537	277	716 ROTATING ELECTRIC PLANT			
QATAR	71	1 225	657	IMPORTS	1 436 533	1 999 209	1 064 205
PAKISTAN	127	3 270	1 690	FRANCE	312 392	346 168	184 315
INDIA	74	6 285	3 345	BELGIUM LUX	23 494	77 360	41 153
INDONESIA	132	723	395	NETHERLANDS	43 652	82 006	43 468
MALAYSIA	142	16 385	8 745	ITALY	195 332	221 990	118 233
SINGAPORE	126	12 540	6 516	UNTD KINGDOM	117 669	76 328	40 667
PHILIPPINES	305	39 145	20 683	IRELAND	6 716	16 080	8 586
SOUTH KOREA		125	66	DENMARK	50 775	60 123	31 933
JAPAN	492	16 258	8 570	GREECE	187	457	241
TAIWAN	4	156	78	PORTUGAL	459	864	463
HONG KONG	71	10 160	5 283	SPAIN	84 721	102 870	54 837
AUSTRALIA	33	4 264	2 323	NORWAY	2 169	10 930	5 804

6 IMPORTS AND EXPORTS (SPECIAL TRADE) BY GROUPS OF THE SITC-REV. III AND BY COUNTRIES OF PRODUCTION AND CONSUMPTION 1989

GROUP COUNTRY	DT = 100 KG	1 000 DM	1 000 \$	GROUP COUNTRY	DT = 100 KG	1 000 DM	1 000 \$
SWEDEN	36 302	50 625	26 901	NIGERIA	1 108	4 212	2 211
FINLAND	15 145	24 879	13 239	CAMEROON	139	595	308
SWITZERLAND	110 623	249 157	132 774	CENT AFR REP	34	104	55
AUSTRIA	132 506	138 642	73 873	GABON	12	70	37
MALTA	1 358	264	137	CONGO	286	1 230	691
YUGOSLAVIA	81 087	75 982	40 567	ZAIRE	304	939	505
TURKEY	5 129	3 128	1 691	RWANDA	79	285	151
SOVIET UNION	3 965	1 682	886	BURUNDI	220	982	518
POLAND	12 439	6 966	3 713	ANGOLA	707	1 238	647
CZECHOSLOVAKIA	40 941	16 513	8 841	ETHIOPIA	103	439	231
HUNGARY	35 691	38 972	20 788	SOMALIA	46	246	133
ROMANIA	219	132	69	KENYA	421	1 409	743
BULGARIA	5 516	2 932	1 546	UGANDA	225	797	419
TUNISIA	11	218	114	TANZANIA	431	1 132	606
EGYPT	62	60	31	MOZAMBIQUE	142	384	201
GUINEA	280	164	89	MADAGASCAR	22	99	53
GHANA	96	62	34	MAURITIUS	1 388	4 831	2 576
NIGERIA	23	116	62	ZAMBIA	50	388	215
ETHIOPIA	59	65	34	ZIMBABWE	116	510	272
DJIBOUTI	23	358	189	REP S AFRICA	12 367	28 942	15 338
ZIMBABWE	5	65	33	USA	78 276	255 229	135 448
REP S AFRICA	104	576	313	CANADA	12 306	33 015	17 546
USA	41 107	162 526	86 465	MEXICO	2 474	6 806	3 623
CANADA	1 516	4 656	2 469	GUATEMALA	42	319	164
MEXICO	1 094	2 531	1 349	HONDURAS	48	70	37
VENEZUELA	3 322	3 868	2 009	EL SALVADOR	26	104	57
BRAZIL	3 389	2 590	1 393	NICARAGUA	217	423	221
CHILE	9	227	121	COSTA RICA	43	155	83
ARGENTINA	171	424	233	PANAMA	19	95	53
SYRIA	181	118	65	CUBA	24	231	127
ISRAEL	169	2 020	1 070	HAITI	101	291	152
JORDAN	520	60	30	DOMINIC REP	26	177	90
SAUDI ARABIA	258	821	436	MARTINIQUE		59	30
KUWAIT		90	47	ST LUCIA		85	46
ARAB EMIRAT	31	67	37	NETH ANTILL	176	465	264
INDIA	53	259	138	COLOMBIA	2 091	6 255	3 341
THAILAND	1 601	6 824	3 618	VENEZUELA	4 674	15 197	7 992
MALAYSIA	208	2 728	1 494	SURINAME	9	69	35
SINGAPORE	4 403	5 502	5 049	ECUADOR	953	1 341	713
PHILIPPINES	679	278	146	PERU	293	1 021	549
CHINA	22 916	34 253	18 161	BRAZIL	11 098	25 509	13 605
SOUTH KOREA	297	1 974	1 056	CHILE	3 526	6 786	3 611
JAPAN	21 358	109 081	57 948	BOLIVIA	26	152	81
TAIWAN	4 963	17 708	9 375	PARAGUAY	30	145	80
HONG KONG	10 555	27 309	14 503	URUGUAY	527	1 406	755
MACAO	46	88	47	ARGENTINA	1 566	6 696	3 594
AUSTRALIA	1 675	2 135	1 144	CYPRUS	146	611	323
EXPORTS	1 440 944	3 539 568	1 883 130	LEBANON	1 037	2 025	1 124
FRANCE	149 987	400 676	213 247	SYRIA	362	1 643	850
BELGIUM LUX	119 618	185 538	98 547	IRAQ	3 622	10 417	5 661
NETHERLANDS	132 120	274 071	145 886	IRAN	8 611	21 410	11 450
ITALY	144 028	354 132	188 503	ISRAEL	2 786	11 273	6 012
UNITED KINGDOM	122 333	351 716	186 944	JORDAN	703	439	235
IRELAND	4 113	7 270	3 873	SAUDI ARABIA	7 918	18 054	9 905
DENMARK	65 418	108 552	57 816	KUWAIT	618	2 232	1 190
GREECE	23 127	52 846	28 340	BAHRAIN	442	1 133	592
PORTUGAL	6 944	18 099	9 606	QATAR	31	166	88
SPAIN	41 476	93 381	49 739	ARAB EMIRAT	2 568	6 217	3 386
CANARY IS	239	620	320	OMAN	532	1 186	626
ICELAND	283	683	360	NORTH YEMEN	1 495	3 718	1 981
FAROE IS	101	225	121	SOUTH YEMEN	586	1 757	957
NORWAY	18 216	36 732	19 568	PAKISTAN	5 300	20 539	10 962
SWEDEN	55 722	135 368	72 111	INDIA	7 416	23 653	12 599
FINLAND	34 084	69 891	37 048	BANGLADESH	370	2 142	1 109
SWITZERLAND	127 184	346 237	184 266	SRI LANKA	898	1 154	604
AUSTRIA	75 314	157 667	83 841	THAILAND	4 229	11 067	5 893
MALTA	275	1 520	812	VIETNAM	81	326	170
YUGOSLAVIA	15 346	23 614	12 516	INDONESIA	7 001	16 465	8 679
TURKEY	18 337	61 367	32 416	MALAYSIA	823	4 332	2 329
SOVIET UNION	6 071	20 922	11 045	BRUNEI	122	217	111
POLAND	4 742	15 857	8 482	SINGAPORE	8 151	30 545	16 188
CZECHOSLOVAKIA	2 346	11 294	6 049	PHILIPPINES	1 160	3 462	1 840
HUNGARY	5 744	20 475	10 872	CHINA	5 244	14 820	7 955
ROMANIA	25	131	71	NORTH KOREA	33	162	87
BULGARIA	1 725	7 878	4 191	SOUTH KOREA	7 406	24 983	13 589
ALBANIA	35	71	36	JAPAN	5 112	21 335	11 330
MOROCCO	2 753	7 547	3 882	TAIWAN	5 960	19 170	10 124
ALGERIA	4 846	13 821	7 385	HONG KONG	2 523	8 808	4 669
TUNISIA	475	1 565	831	MACAO	29	84	43
LIBYA	2 520	7 673	3 989	AUSTRALIA	15 675	33 780	17 850
EGYPT	5 350	11 089	5 940	PAPUA NEW G	212	396	203
SUDAN	814	1 339	710	NEW ZEALAND	642	1 935	1 026
MAURITANIA	112	298	158	718 OTH. POWR. GENRTNG. MACHNRY			
MALI	387	1 241	644	IMPORTS	126 709	468 201	248 814
CHAD	129	297	158	FRANCE	18 727	77 478	41 133
CAPE VERDE	26	92	50	BELGIUM LUX	2 325	7 796	4 217
SENEGAL	212	696	357	NETHERLANDS	17 932	23 940	12 770
GUIN BISSAU	28	64	34	ITALY	7 510	15 310	8 154
GUINEA	594	1 373	734	UNITED KINGDOM	11 609	38 971	20 763
SIERRA LEONE	75	210	113	IRELAND	508	401	214
LIBERIA	363	890	474	DENMARK	12 182	34 843	18 517
IVORY COAST	61	122	63	SPAIN	629	1 288	676
GHANA	274	740	398	NORWAY	677	2 005	1 072
TOGO	41	125	67	SWEDEN	12 108	86 284	45 628
BENIN	141	400	217				

6 IMPORTS AND EXPORTS (SPECIAL TRADE) BY GROUPS OF THE SITC-REV. III AND BY COUNTRIES OF PRODUCTION AND CONSUMPTION 1989

GROUP COUNTRY	DT = 100 KG	1 000 DM	1 000 \$	GROUP COUNTRY	DT = 100 KG	1 000 DM	1 000 \$
ETHIOPIA	120	459	234	CANARY IS	67	135	78
KENYA	848	1 191	626	ICELAND	162	297	154
UGANDA	752	2 794	1 436	NORWAY	23 394	27 618	14 719
TANZANIA	412	431	172	SWEDEN	58 307	71 381	37 989
SEYCHELLES	161	339	172	FINLAND	57 464	63 442	33 778
MOZAMBIQUE	19	62	34	SWITZERLAND	54 141	73 295	38 969
MADAGASCAR	131	226	126	AUSTRIA	66 429	83 997	44 651
REUNION	174	154	80	ANDORRA	105	188	104
MAURITIUS	256	218	121	YUGOSLAVIA	2 986	3 265	1 748
ZAMBIA	638	992	536	TURKEY	861	1 385	749
ZIMBABWE	1 013	1 518	825	SOVIET UNION	249	822	460
REP S AFRICA	28 269	33 513	17 740	POLAND	906	1 259	657
USA	133 544	137 714	73 015	CZECHOSLOVAKIA	163	428	226
CANADA	15 005	17 117	9 044	HUNGARY	3 242	6 027	3 269
MEXICO	150	666	357	BULGARIA	109	97	52
HONDURAS	765	821	440	ALBANIA	186	74	40
CUBA	46	156	78	MOROCCO	8 995	10 284	5 509
DOMINIC REP	754	784	412	ALGERIA	87	140	80
GUADELOUPE	424	626	320	TUNISIA	585	1 284	716
MARTINIQUE	38	111	58	LIBYA	118	208	117
COLOMBIA	5 332	6 520	3 502	EGYPT	268	353	181
VENEZUELA	1 304	4 780	2 585	SUDAN	3 958	2 007	1 082
SURINAME	23	63	32	BURKINA FASO	320	114	59
FRENCH GUIAN	94	123	62	NIGER	63	117	63
ECUADOR	158	235	121	GUIN BISSAU	69	87	46
PERU	81	158	84	GUINEA	58	81	43
BRAZIL	488	1 768	938	IVORY COAST	710	674	352
CHILE	2 511	3 774	2 008	GHANA	659	703	360
PARAGUAY	69	150	79	TOGO	328	517	266
URUGUAY	1 025	1 180	624	NIGERIA	278	459	247
ARGENTINA	109	294	162	CAMEROON	106	166	95
CYPRUS	197	348	183	EQUAT GUINEA	360	421	218
LEBANON	996	341	185	ZAIRE	473	1 077	565
SYRIA	3 361	1 667	893	ANGOLA	226	364	196
IRAQ	2 092	6 882	3 649	ETHIOPIA	492	499	260
IRAN	61 053	67 140	35 585	KENYA	5 327	4 737	2 518
ISRAEL	1 391	3 226	1 697	UGANDA	410	431	230
JORDAN	577	931	496	TANZANIA	381	468	246
SAUDI ARABIA	14 732	16 663	9 063	SEYCHELLES	48	104	53
KUWAIT	574	811	437	MADAGASCAR	346	314	165
BAHRAIN	58	72	36	MAURITIUS	565	709	382
QATAR	30	210	108	ZAMBIA	856	1 102	579
ARAB EMIRAT	1 311	1 138	600	ZIMBABWE	2 442	2 795	1 579
OMAN	39	119	60	REP S AFRICA	14 841	15 334	8 023
NORTH YEMEN	145	345	177	USA	564 717	513 096	274 204
SOUTH YEMEN	71	196	105	CANADA	86 518	84 658	44 346
PAKISTAN	294	827	427	MEXICO	1 018	1 419	734
INDIA	355	1 272	670	GUATEMALA	81	181	93
SRI LANKA	72	271	141	HONDURAS	270	343	184
THAILAND	1 300	2 332	1 233	COSTA RICA	119	214	114
INDONESIA	495	1 056	547	MARTINIQUE	328	450	237
MALAYSIA	165	283	151	COLOMBIA	78	146	80
SINGAPORE	111	570	306	PERU	362	615	348
PHILIPPINES	88	395	210	CHILE	807	240	126
CHINA	2 493	6 900	3 625	LEBANON	1 441	472	254
SOUTH KOREA	806	3 997	2 109	SYRIA	3 155	831	432
JAPAN	42 821	39 871	21 278	IRAQ	808	2 659	1 400
TAIWAN	3 246	4 343	2 311	ISRAEL	3 085	2 882	1 537
HONG KONG	281	240	126	SAUDI ARABIA	6 496	9 724	5 152
AUSTRALIA	15 991	18 619	9 857	KUWAIT	42	85	46
NEW ZEALAND	2 241	3 439	1 833	ARAB EMIRAT	48	150	80
				OMAN	210	226	121
722 TRACTORS				PAKISTAN	1 085	1 318	717
IMPORTS	301 697	324 638	172 647	INDIA	1 500	1 317	720
FRANCE	48 417	51 292	27 077	THAILAND	2 920	4 359	2 323
BELGIUM LUX	2 298	2 080	1 103	MALAYSIA	256	444	242
NETHERLANDS	11 595	6 917	3 678	SINGAPORE	3 511	4 059	2 174
ITALY	129 609	129 026	68 947	CHINA	142	202	110
UNTD KINGDOM	19 161	18 481	9 826	NORTH KOREA	430	520	278
IRELAND	120	81	43	SOUTH KOREA	254	456	241
DENMARK	2 982	2 814	1 501	JAPAN	2 379	3 163	1 668
SPAIN	316	502	264	TAIWAN	1 772	2 271	1 221
SWEDEN	7 491	18 890	10 048	AUSTRALIA	73 027	73 154	39 154
FINLAND	890	1 993	1 059	NEW ZEALAND	222	252	133
SWITZERLAND	2 101	4 168	2 225	NEW CALEDON	111	147	78
AUSTRIA	28 158	37 474	19 833	N ZEAL OCEAN	82	94	50
YUGOSLAVIA	3 895	2 403	1 283				
SOVIET UNION	1 723	433	237	723 CIVIL ENGINEERING EQUIPT			
CZECHOSLOVAKIA	8 707	3 215	1 700	IMPORTS	2 236 067	1 778 799	945 780
USA	17 110	21 821	11 533	FRANCE	436 254	307 085	163 105
CANADA	466	692	360	BELGIUM LUX	316 126	273 013	144 735
JAPAN	14 789	22 185	11 840	NETHERLANDS	138 706	93 620	49 792
EXPORTS	2 082 854	2 170 512	1 155 758	ITALY	271 294	158 306	84 245
FRANCE	350 662	371 479	197 486	UNTD KINGDOM	168 281	144 442	76 927
BELGIUM LUX	64 758	74 461	39 633	IRELAND	5 548	4 274	2 262
NETHERLANDS	129 372	140 860	74 958	DENMARK	16 337	15 291	8 118
ITALY	64 450	75 070	39 957	GREECE	265	306	164
UNTD KINGDOM	221 203	229 893	122 275	PORTUGAL	117	151	80
IRELAND	6 342	7 027	3 736	SPAIN	7 216	5 688	3 054
DENMARK	43 469	51 344	27 569	ICELAND	12	70	36
GREECE	31 948	27 648	14 718	NORWAY	10 656	8 258	4 459
PORTUGAL	34 817	37 701	20 014	SWEDEN	95 553	101 558	54 180
SPAIN	66 130	65 497	34 873	FINLAND	7 077	28 016	14 874
				SWITZERLAND	31 603	43 595	23 218
				AUSTRIA	163 567	169 927	90 595

6 IMPORTS AND EXPORTS (SPECIAL TRADE) BY GROUPS OF THE SITC-REV. III AND BY COUNTRIES OF PRODUCTION AND CONSUMPTION 1989

GROUP COUNTRY	DT = 100 KG	1 000 DM	1 000 \$	GROUP COUNTRY	DT = 100 KG	1 000 DM	1 000 \$
YUGOSLAVIA	122 624	31 235	16 680	MAURITIUS	888	845	436
TURKEY	8 350	3 462	1 822	ZAMBIA	1 889	4 123	2 199
SOVIET UNION	8 623	3 177	1 706	ZIMBABWE	2 480	4 538	2 469
POLAND	23 621	5 668	3 017	MALAWI	1 376	834	449
CZECHOSLOVA	23 226	7 747	4 090	REP S AFRICA	54 128	85 724	45 672
HUNGARY	89 012	27 041	14 443	BOTSWANA	36	104	55
BULGARIA	282	73	40	LESOTHO	260	55	31
MOROCCO	42	64	33	USA	466 293	470 191	249 453
REP S AFRICA	207	459	243	CANADA	85 867	114 776	60 694
USA	114 478	132 816	70 586	MEXICO	2 740	5 573	2 946
CANADA	8 311	10 339	5 447	GUATEMALA	84	174	90
COLOMBIA	5	67	37	HONDURAS	725	427	226
BRAZIL	1 290	985	533	COSTA RICA	281	256	136
CYPRUS	140	60	33	CUBA	2 075	4 800	2 513
IRAQ	306	99	53	DOMINIC REP	441	844	441
ISRAEL	5 114	1 642	844	GUADELOUPE	662	901	476
JORDAN	137	105	56	DOMINICA	300	75	40
SAUDI ARABIA	111	353	191	MARTINIQUE	1 323	1 602	845
ARAB EMIRAT	586	281	148	JAMAICA	25	132	71
SINGAPORE	1 364	2 491	1 324	ST LUCIA	124	145	80
CHINA	1 201	556	300	BARBADOS	39	101	58
SOUTH KOREA	6 924	2 838	1 500	NETH ANTILL	306	409	221
JAPAN	150 039	191 994	101 930	COLOMBIA	4 750	11 790	6 292
TAIWAN	294	521	280	VENEZUELA	10 194	14 630	8 033
HONG KONG	112	118	62	GUYANA	389	1 193	630
AUSTRALIA	401	573	304	SURINAME	196	573	308
NEW ZEALAND	38	64	35	FRENCH GUIAN	507	418	215
EXPORTS	4 783 920	5 021 913	2 669 502	ECUADOR	338	985	518
FRANCE	725 200	630 226	334 633	PERU	1 228	2 183	1 161
BELGIUM LUX	265 951	200 289	106 330	BRAZIL	4 409	11 482	6 108
NETHERLANDS	471 098	343 787	182 242	CHILE	10 334	17 030	9 080
ITALY	297 203	280 878	149 159	BOLIVIA	887	955	490
UNTD KINGDOM	465 159	509 532	270 866	PARAGUAY	517	290	157
IRELAND	18 719	17 132	9 119	URUGUAY	1 315	2 024	1 079
DENMARK	67 547	76 790	40 816	ARGENTINA	733	1 189	624
GREECE	104 402	37 016	19 669	CYPRUS	1 769	2 638	1 403
PORTUGAL	65 982	63 560	33 714	LEBANON	527	321	173
SPAIN	255 280	245 097	130 352	SYRIA	1 490	2 271	1 222
CANARY IS	4 583	4 972	2 646	IRAQ	15 461	34 568	18 379
ICELAND	3 009	2 438	1 301	IRAN	22 285	41 464	22 169
NORWAY	42 249	54 950	29 154	ISRAEL	6 698	10 320	5 519
SWEDEN	145 813	148 936	79 127	JORDAN	11 803	16 057	8 670
FINLAND	44 744	48 695	25 901	SAUDI ARABIA	6 111	11 017	5 898
SWITZERLAND	215 406	275 176	145 860	KUWAIT	1 953	3 341	1 764
AUSTRIA	246 398	241 999	128 477	BAHRAIN	644	1 039	545
ANDORRA	19	75	37	QATAR	111	501	265
MALTA	598	821	440	ARAB EMIRAT	12 989	15 550	8 273
YUGOSLAVIA	51 027	71 724	38 140	OMAN	759	1 935	1 034
TURKEY	26 676	36 794	19 646	NORTH YEMEN	1 708	1 816	988
SOVIET UNION	48 044	76 980	41 011	SOUTH YEMEN	374	359	194
POLAND	13 774	28 413	15 069	AFGHANISTAN	23	144	73
CZECHOSLOVA	18 248	36 484	19 767	PAKISTAN	1 874	3 088	1 625
HUNGARY	24 584	42 894	22 812	INDIA	16 588	41 770	22 375
ROMANIA	32	288	154	BANGLADESH	774	704	374
BULGARIA	7 481	14 598	7 773	SRI LANKA	235	351	185
ALBANIA	199	99	52	NEPAL	298	509	270
MOROCCO	7 295	10 148	5 400	THAILAND	9 506	11 023	5 856
ALGERIA	26 245	40 344	21 398	VIETNAM	16	159	83
TUNISIA	5 670	7 569	4 012	INDONESIA	8 924	11 769	6 364
LIBYA	24 970	51 726	27 674	MALAYSIA	6 254	6 469	3 451
EGYPT	16 132	21 342	11 375	SINGAPORE	14 621	18 175	9 783
SUDAN	411	1 121	600	PHILIPPINES	2 855	1 877	1 015
MAURITANIA	980	1 611	858	CHINA	18 318	37 981	20 361
MALI	256	488	255	NORTH KOREA	1 303	3 114	1 735
BURKINA FASO	74	131	69	SOUTH KOREA	49 515	73 183	38 780
NIGER	190	183	95	JAPAN	31 640	49 366	26 280
CHAD	1 465	1 578	806	TAIWAN	8 787	15 631	8 243
SENEGAL	619	1 247	659	HONG KONG	10 354	20 407	10 891
GAMBIA	296	393	212	AUSTRALIA	82 269	106 500	57 144
GUIN BISSAU	153	171	94	PAPUA NEW G	426	613	326
GUINEA	1 789	2 173	1 153	NEW ZEALAND	4 011	3 897	2 095
SIERRA LEONE	1 507	1 891	993	NEW CALEDON	3 099	3 191	1 687
LIBERIA	1 150	2 182	1 151	WEST SAMOA	55	140	75
IVORY COAST	714	592	311	FR POLYNESIA	54	204	110
GHANA	4 092	5 739	3 035				
TOGO	6 529	7 914	4 156	724 TEXTILE, LEATHER MACHINES			
BENIN	210	295	154	IMPORTS	641 369	1 526 977	813 628
NIGERIA	12 229	11 888	6 314	FRANCE	44 751	122 285	65 164
CAMEROON	4 659	5 956	3 173	BELGIUM LUX	33 167	87 929	46 833
CENT AFR REP	1 386	1 812	968	NETHERLANDS	45 964	85 929	45 746
GABON	610	837	448	ITALY	124 683	230 234	122 848
CONGO	228	313	168	UNTD KINGDOM	28 984	77 087	41 092
ZAIRE	7 394	19 539	10 404	IRELAND	1 049	4 009	2 122
RWANDA	186	388	220	DENMARK	8 126	20 168	10 644
BURUNDI	23	66	36	GREECE	478	2 134	1 157
ANGOLA	2 193	3 302	1 883	PORTUGAL	8 897	45 506	24 245
ETHIOPIA	281	485	251	SPAIN	13 919	21 529	11 393
SOMALIA	213	391	207	NORWAY	532	2 019	1 123
KENYA	3 254	4 002	2 132	SWEDEN	7 063	31 840	17 004
UGANDA	904	1 619	852	FINLAND	3 738	3 499	1 841
TANZANIA	1 797	2 627	1 381	SWITZERLAND	126 795	372 524	198 877
SEYCHELLES	158	345	183	AUSTRIA	28 473	44 958	24 072
MOZAMBIQUE	514	383	203	MALTA	57	68	35
MADAGASCAR	86	173	89	YUGOSLAVIA	33 778	9 370	4 984
REUNION	2 908	3 059	1 659	TURKEY	594	754	399

6 IMPORTS AND EXPORTS (SPECIAL TRADE) BY GROUPS OF THE SITC-REV. III AND BY COUNTRIES OF PRODUCTION AND CONSUMPTION 1989

GROUP COUNTRY	DT = 100 KG	1 000 DM	1 000 \$	GROUP COUNTRY	DT = 100 KG	1 000 DM	1 000 \$
SOVIET UNION	2 176	3 334	1 772	MEXICO	33 159	130 490	69 546
POLAND	20 025	5 801	3 075	GUATEMALA	2 726	8 505	4 486
CZECHOSLOVA	3 764	2 284	1 219	HONDURAS	131	297	163
HUNGARY	8 706	6 932	3 688	EL SALVADOR	1 589	6 259	3 392
MOROCCO	208	206	108	NICARAGUA	37	589	317
TUNISIA	159	191	98	COSTA RICA	520	2 056	1 081
REP S AFRICA	19	98	52	PANAMA		69	37
USA	11 383	49 812	26 500	CUBA	240	1 309	696
CANADA	432	1 072	575	HAITI	30	131	71
MEXICO	66	211	116	DOMINIC REP	152	852	441
COLOMBIA	42	515	276	ST LUCIA	6	65	34
BRAZIL	5 828	10 045	5 351	NETH ANTILL	155	623	335
URUGUAY	5	68	37	COLOMBIA	34 081	56 049	29 608
ISRAEL	808	3 020	1 612	VENEZUELA	6 585	33 273	17 826
PAKISTAN	28	55	30	ECUADOR	1 751	7 329	3 921
INDIA	1 585	3 044	1 624	PERU	2 866	14 628	7 754
THAILAND	35	1 129	594	BRAZIL	30 582	167 875	89 668
MALAYSIA	42	276	150	CHILE	5 722	21 227	11 261
SINGAPORE	8 128	27 538	14 599	BOLIVIA	168	923	495
PHILIPPINES	12	413	226	PARAGUAY	197	1 030	552
CHINA	574	420	223	URUGUAY	1 030	5 672	3 048
SOUTH KOREA	646	5 107	2 727	ARGENTINA	9 403	43 116	23 134
JAPAN	40 881	189 966	101 052	CYPRUS	864	6 610	3 489
TAIWAN	24 060	51 583	27 309	LEBANON	424	2 445	1 298
HONG KONG	404	1 028	554	SYRIA	6 534	23 333	12 478
AUSTRALIA	89	528	287	IRAQ	4 489	22 351	11 905
NEW ZEALAND	27	68	39	IRAN	7 879	34 731	18 497
EXPORTS	2 393 789	9 051 311	4 821 322	ISRAEL	6 567	29 577	15 836
FRANCE	114 666	449 790	239 198	JORDAN	1 709	5 275	2 805
BELGIUM LUX	75 281	255 691	136 176	SAUDI ARABIA	763	4 239	2 240
NETHERLANDS	62 091	193 268	102 888	KUWAIT	37	268	140
ITALY	168 755	779 538	414 624	BAHRAIN	24	132	70
UNTD KINGDOM	89 853	309 552	164 537	QATAR	7	76	42
IRELAND	11 251	34 963	18 574	ARAB EMIRAT	519	2 153	1 153
DENMARK	11 521	55 323	29 422	OMAN	57	131	67
GREECE	24 925	102 322	54 698	NORTH YEMEN	7	94	50
PORTUGAL	60 562	251 161	133 726	SOUTH YEMEN	9	59	33
SPAIN	68 201	257 008	137 241	AFGHANISTAN	146	316	170
CANARY IS	141	357	187	PAKISTAN	49 305	99 018	52 729
CEUTA MEL	14	64	32	INDIA	36 010	139 488	73 344
ICELAND	180	1 077	569	BANGLADESH	3 681	5 938	3 167
FAROE IS	18	85	47	MALDIVES	860	87	52
NORWAY	5 693	18 797	9 989	SRI LANKA	1 154	3 258	1 717
SWEDEN	13 642	46 033	24 534	NEPAL	21	135	73
FINLAND	15 475	54 089	28 738	BURMA	4	170	89
SWITZERLAND	120 346	306 302	163 155	THAILAND	31 952	86 026	45 712
AUSTRIA	62 278	209 714	111 273	LAOS	130	534	281
MALTA	1 463	6 166	3 282	VIETNAM	500	3 151	1 687
YUGOSLAVIA	40 938	195 374	104 360	INDONESIA	49 744	149 940	80 066
TURKEY	84 266	262 602	140 637	MALAYSIA	6 212	28 701	15 331
SOVIET UNION	81 399	490 904	262 962	BRUNEI	2	66	34
POLAND	32 717	144 183	77 339	SINGAPORE	3 724	22 990	12 219
CZECHOSLOVA	20 811	112 682	60 707	PHILIPPINES	9 596	34 921	18 711
HUNGARY	27 504	89 367	47 487	MONGOLIA	223	1 469	767
ROMANIA	703	5 142	2 790	CHINA	158 187	489 672	260 338
BULGARIA	14 032	72 238	38 976	NORTH KOREA	45	343	176
ALBANIA	391	1 593	835	SOUTH KOREA	53 632	193 230	102 692
MOROCCO	13 594	47 016	24 965	JAPAN	60 687	290 402	154 243
ALGERIA	5 428	18 145	9 556	TAIWAN	66 874	217 457	115 797
TUNISIA	14 797	49 320	26 092	HONG KONG	22 154	118 822	62 884
LIBYA	248	4 227	2 270	AUSTRALIA	21 787	92 400	49 058
EGYPT	40 915	108 627	57 414	NEW ZEALAND	2 373	8 221	4 396
SUDAN	55	684	353	FIJI	26	265	136
MALI	14	180	95	725 PAPER,PULP MILL MACHINES			
BURKINA FASO	25	363	188	IMPORTS	378 235	835 861	444 397
NIGER	1	76	40	FRANCE	30 284	76 766	41 323
CHAD	6	99	51	BELGIUM LUX	9 258	17 120	9 139
SENEGAL	10	284	149	NETHERLANDS	41 247	49 069	26 194
IVORY COAST	1 382	6 704	3 509	ITALY	49 135	95 919	51 073
GHANA	257	1 613	877	UNTD KINGDOM	60 206	90 875	48 187
NIGERIA	10 520	38 667	20 703	IRELAND	764	2 347	1 315
CAMEROON	204	1 177	629	DENMARK	8 459	14 562	7 758
CENT AFR REP	32	237	122	GREECE	138	185	99
GABON	148	107	55	SPAIN	8 208	20 578	11 002
ZAIRE	2 647	11 439	6 137	NORWAY	1 952	6 464	3 360
RWANDA	110	215	117	SWEDEN	21 412	66 378	35 297
BURUNDI	7	82	46	FINLAND	22 513	52 007	27 556
ANGOLA	184	1 334	724	SWITZERLAND	43 253	147 271	78 405
ETHIOPIA	196	1 215	632	AUSTRIA	52 299	107 156	56 581
SOMALIA	16	143	77	YUGOSLAVIA	878	1 665	864
KENYA	1 954	8 555	4 570	TURKEY	120	215	122
UGANDA	27	176	93	POLAND	170	118	65
TANZANIA	4 435	16 607	8 900	CZECHOSLOVA	31	238	126
MOZAMBIQUE	188	677	355	HUNGARY	1 403	2 911	1 564
MADAGASCAR	981	3 854	1 998	BULGARIA	217	407	206
REUNION	43	142	74	REP S AFRICA	245	194	103
MAURITIUS	7 549	30 240	16 047	USA	10 426	46 039	24 242
ZAMBIA	1 623	8 474	4 557	CANADA	703	6 406	3 338
ZIMBABWE	2 601	12 292	6 546	MEXICO	8	106	55
MALAWI	166	1 182	629	TRINIDAD TOB	8	81	42
REP S AFRICA	31 669	120 503	64 311	COLOMBIA	114	87	47
BOTSWANA	376	491	262	BRAZIL	77	316	165
SWAZILAND	1 350	3 745	2 043	ARGENTINA	33	66	36
USA	281 671	1 157 624	616 981	ISRAEL	27	92	48
CANADA	19 138	68 085	36 100				

6 IMPORTS AND EXPORTS (SPECIAL TRADE) BY GROUPS OF THE SITC-REV. III AND BY COUNTRIES OF PRODUCTION AND CONSUMPTION 1989

GROUP COUNTRY	DT = 100 KG	1 000 DM	1 000 \$	GROUP COUNTRY	DT = 100 KG	1 000 DM	1 000 \$
KUWAIT	19	58	30	PAKISTAN	623	3 167	1 636
INDIA	16	94	48	INDIA	1 413	4 320	2 270
THAILAND	18	124	64	BANGLADESH	37	115	62
JAPAN	14 170	29 145	15 510	SRI LANKA	233	1 345	722
TAIWAN	82	307	164	BURMA	7	111	60
AUSTRALIA	87	274	144	THAILAND	5 686	26 413	14 063
EXPORTS	726 936	2 422 623	1 291 715	VIETNAM	597	368	197
FRANCE	60 866	208 451	111 273	INDONESIA	3 799	10 285	5 533
BELGIUM LUX	29 067	100 827	53 871	MALAYSIA	1 435	2 896	1 553
NETHERLANDS	65 133	135 011	72 103	SINGAPORE	1 607	5 580	2 989
ITALY	42 067	166 110	89 191	PHILIPPINES	430	1 467	782
UNITED KINGDOM	55 362	183 740	97 874	CHINA	7 686	31 095	16 531
IRELAND	1 127	5 010	2 662	NORTH KOREA	110	826	451
DENMARK	10 306	38 762	20 689	SOUTH KOREA	7 180	35 210	18 779
GREECE	3 785	11 075	5 932	JAPAN	48 828	152 322	80 463
PORTUGAL	4 012	12 603	6 749	TAIWAN	3 701	19 820	10 568
SPAIN	33 475	100 844	54 005	HONG KONG	5 280	14 382	7 696
CANARY IS	250	755	350	AUSTRALIA	9 211	34 274	18 591
ICELAND	25	151	82	NEW ZEALAND	2 924	13 837	7 457
NORWAY	4 145	18 435	9 899	726 PRINTING, BOOKBINDING MACHS			
SWEDEN	23 738	95 839	51 005	IMPORTS	356 832	1 056 933	564 701
FINLAND	22 403	92 257	49 202	FRANCE	34 516	76 305	40 555
SWITZERLAND	40 457	113 224	60 413	BELGIUM LUX	10 756	24 547	13 131
AUSTRIA	54 150	118 071	62 898	NETHERLANDS	38 583	93 219	49 716
ANDORRA	35	81	43	ITALY	35 588	103 463	55 144
MALTA	53	123	63	UNITED KINGDOM	28 098	77 043	41 160
YUGOSLAVIA	6 299	23 600	12 510	IRELAND	1 202	7 559	3 996
TURKEY	9 272	10 686	5 723	DENMARK	8 512	35 380	18 860
SOVIET UNION	3 449	28 472	15 258	GREECE	177	160	88
POLAND	3 597	13 066	6 969	PORTUGAL	182	534	285
CZECHOSLOVAKIA	2 764	19 124	10 443	SPAIN	6 590	16 817	8 978
HUNGARY	2 805	9 482	5 039	ICELAND	200	155	82
ROMANIA	160	391	220	NORWAY	1 922	4 895	2 593
BULGARIA	1 945	7 587	4 128	SWEDEN	8 216	24 531	13 071
ALBANIA	41	173	93	FINLAND	1 806	2 738	1 434
MOROCCO	1 165	2 488	1 303	SWITZERLAND	107 770	343 716	184 392
ALGERIA	320	2 072	1 107	AUSTRIA	28 839	67 244	35 994
TUNISIA	511	1 682	922	YUGOSLAVIA	2 888	4 371	2 319
LIBYA	166	624	325	TURKEY	89	90	48
EGYPT	3 908	17 317	9 403	SOVIET UNION	757	915	478
SUDAN	34	59	32	POLAND	246	442	239
GUINEA	34	70	36	CZECHOSLOVAKIA	2 367	4 510	2 444
IVORY COAST	46	268	147	HUNGARY	9 033	5 860	3 112
GHANA	81	342	186	BULGARIA	239	61	33
NIGERIA	231	1 103	590	TUNISIA	57	109	60
ZAIRE	142	375	203	EGYPT	325	592	339
BURUNDI	44	112	60	NIGERIA	90	85	43
ANGOLA	75	236	128	REP S AFRICA	550	524	276
ETHIOPIA	113	631	327	USA	13 209	103 536	55 223
KENYA	1 114	3 809	2 027	CANADA	363	2 363	1 268
UGANDA	61	177	91	MEXICO	59	107	57
TANZANIA	738	2 213	1 146	BARBADOS	135	511	269
MADAGASCAR	21	98	54	BRAZIL	76	254	137
REUNION	57	245	130	URUGUAY	8	89	48
ZAMBIA	99	1 162	596	ARGENTINA	13	58	32
ZIMBABWE	262	1 599	870	CYPRUS	71	99	52
MALAWI	3	80	43	ISRAEL	406	601	323
REP S AFRICA	6 022	24 542	12 996	SAUDI ARABIA	80	136	73
USA	97 322	357 112	189 283	INDIA	10	60	32
CANADA	16 490	60 062	32 104	THAILAND	101	124	64
MEXICO	2 337	8 343	4 463	INDONESIA	142	139	73
GUATEMALA	52	408	217	SINGAPORE	73	153	78
HONDURAS	57	181	100	CHINA	409	313	169
EL SALVADOR	109	319	166	JAPAN	10 895	49 059	26 109
NICARAGUA	81	209	108	TAIWAN	401	1 358	717
COSTA RICA	69	195	109	HONG KONG	275	1 374	729
PANAMA	12	126	68	AUSTRALIA	22	316	168
CUBA	31	166	88	EXPORTS	1 564 022	6 767 074	3 611 297
GUADELOUPE	34	92	46	FRANCE	177 715	784 039	418 986
MARTINIQUE	35	96	48	BELGIUM LUX	56 974	253 812	135 066
JAMAICA	243	1 080	548	NETHERLANDS	109 720	405 255	217 343
TRINIDAD TOB	2	72	37	ITALY	126 563	543 048	291 381
COLOMBIA	1 315	7 133	3 911	UNITED KINGDOM	219 557	1 084 562	581 390
VENEZUELA	590	2 441	1 301	IRELAND	4 582	22 508	12 194
ECUADOR	13	178	97	DENMARK	24 587	117 135	62 018
PERU	165	994	519	GREECE	8 740	29 223	15 552
BRAZIL	3 972	21 855	11 440	PORTUGAL	10 837	44 631	23 820
CHILE	857	2 658	1 402	SPAIN	88 351	327 581	173 925
BOLIVIA	64	177	94	CANARY IS	397	1 641	859
PARAGUAY	48	173	97	ICELAND	1 089	6 629	3 681
URUGUAY	43	144	77	NORWAY	6 241	29 993	16 056
ARGENTINA	1 593	5 196	2 757	SWEDEN	36 663	172 815	92 497
CYPRUS	150	447	240	FINLAND	21 169	100 146	53 217
LEBANON	55	160	86	SWITZERLAND	121 896	343 777	183 499
SYRIA	287	1 235	655	AUSTRIA	48 624	169 666	90 702
IRAQ	221	2 393	1 281	ANDORRA	416	1 819	981
IRAN	182	1 893	1 013	MALTA	540	3 951	2 199
ISRAEL	1 340	3 705	1 973	YUGOSLAVIA	8 511	27 067	14 500
JORDAN	7	73	39	TURKEY	12 775	24 122	13 064
SAUDI ARABIA	1 084	5 239	2 853	SOVIET UNION	23 823	146 938	78 106
KUWAIT	558	2 654	1 422	POLAND	6 089	17 913	9 648
BAHRAIN	140	733	387	CZECHOSLOVAKIA	5 792	33 662	18 217
ARAB EMIRAT	310	724	378				
NORTH YEMEN	43	125	64				
AFGHANISTAN	18	85	45				

6 IMPORTS AND EXPORTS (SPECIAL TRADE) BY GROUPS OF THE SITC-REV. III AND BY COUNTRIES OF PRODUCTION AND CONSUMPTION 1989

GROUP COUNTRY	DT = 100 KG	1 000 DM	1 000 \$	GROUP COUNTRY	DT = 100 KG	1 000 DM	1 000 \$
HUNGARY	7 966	17 075	9 189	NORTH KOREA	208	676	363
ROMANIA	270	900	469	SOUTH KOREA	12 937	51 832	27 478
BULGARIA	1 177	4 020	2 146	JAPAN	71 022	350 180	185 398
ALBANIA	94	240	129	TAIWAN	14 678	62 374	32 983
MOROCCO	1 225	5 840	3 165	HONG KONG	19 970	75 082	39 877
ALGERIA	1 081	6 722	3 530	AUSTRALIA	27 256	132 100	70 902
TUNISIA	1 147	4 181	2 208	PAPUA NEW G	61	114	62
LIBYA	296	2 990	1 596	NEW ZEALAND	3 261	17 584	9 273
EGYPT	1 981	9 848	5 204	NEW CALEDON	7	112	60
SUDAN	175	839	438				
BURKINA FASO	13	110	60	727 FOOD-PROCESS.MCH.NON DOM			
NIGER	12	87	46				
SENEGAL	388	2 089	1 061	IMPORTS	152 311	422 378	225 578
GAMBIA	47	64	35	FRANCE	9 095	24 207	12 983
GUIN BISSAU	54	312	157	BELGIUM LUX	3 734	7 844	4 171
SIERRA LEONE	153	344	180	NETHERLANDS	30 725	84 664	45 036
IVORY COAST	153	913	488	ITALY	28 311	76 879	41 132
GHANA	279	1 086	582	UNITD KINGDOM	8 363	16 879	8 984
NIGERIA	1 326	7 068	3 685	IRELAND	129	473	251
CAMEROON	443	1 251	669	DENMARK	19 601	44 510	23 492
CONGO	16	150	79	GREECE	53	170	94
ZAIRE	147	1 024	548	PORTUGAL	91	247	129
RWANDA	3	90	48	SPAIN	1 799	2 880	1 538
BURUNDI	117	599	319	NORWAY	3 113	5 656	3 095
ANGOLA	157	1 208	652	SWEDEN	4 892	8 339	4 482
ETHIOPIA	971	3 629	1 916	FINLAND	306	592	312
SOMALIA	162	494	254	SWITZERLAND	20 822	60 584	32 315
KENYA	565	2 473	1 327	AUSTRIA	11 024	38 573	20 601
UGANDA	89	596	315	YUGOSLAVIA	565	1 525	832
TANZANIA	368	1 672	872	TURKEY	151	110	56
MOZAMBIQUE	36	332	180	SOVIET UNION	13	83	48
MADAGASCAR	44	261	132	POLAND	2 724	4 698	2 502
REUNION	475	2 666	1 407	CZECHOSLOV	121	677	365
MAURITIUS	262	1 303	692	HUNGARY	262	665	355
ZAMBIA	49	347	183	BULGARIA	40	69	37
ZIMBABWE	304	1 352	702	GHANA	43	109	59
MALAWI	18	90	47	REP S AFRICA	65	102	55
REP S AFRICA	10 805	65 590	35 237	USA	3 092	16 056	8 583
USA	159 801	765 512	406 094	CANADA	34	198	103
CANADA	21 069	104 832	55 782	BRAZIL	222	495	270
MEXICO	7 087	25 343	13 536	SYRIA	3	64	35
BERMUDA	143	830	473	ISRAEL	70	64	32
GUATEMALA	324	1 417	747	SOUTH KOREA	271	389	215
HONDURAS	29	268	143	JAPAN	2 177	23 241	12 632
EL SALVADOR	385	1 847	981	TAIWAN	84	118	65
NICARAGUA	60	475	248	AUSTRALIA	168	903	496
COSTA RICA	946	4 634	2 535				
PANAMA	38	186	97	EXPORTS	344 533	1 503 172	800 832
CUBA	84	764	403	FRANCE	30 964	133 524	71 176
HAITI	262	1 059	607	BELGIUM LUX	22 973	76 959	40 690
BAHAMAS	13	135	73	NETHERLANDS	32 723	95 681	50 985
DOMINIC REP	106	53	48	ITALY	13 200	54 981	29 210
GUADELOUPE	33	327	172	UNITD KINGDOM	17 773	97 332	51 979
JAMAICA	126	1 875	1 009	IRELAND	2 141	10 745	5 710
ST VINCENT	5	75	37	DENMARK	7 315	36 880	19 692
BARBADOS	159	936	495	GREECE	3 892	14 217	7 648
TRINIDAD TOB	332	1 479	770	PORTUGAL	3 225	10 508	5 653
NETH ANTILL	33	164	92	SPAIN	9 142	39 439	21 080
COLOMBIA	1 719	8 062	4 287	CANARY IS	78	576	306
VENEZUELA	915	6 274	3 335	ICELAND	391	4 410	2 338
SURINAME	1	66	35	FAROE IS	26	442	236
ECUADOR	55	715	382	NORWAY	4 580	36 365	19 325
PERU	190	794	427	SWEDEN	6 676	28 761	15 290
BRAZIL	7 878	50 845	26 931	FINLAND	7 161	31 312	16 682
CHILE	3 322	13 875	7 451	SWITZERLAND	15 365	75 370	40 199
BOLIVIA	186	415	221	AUSTRIA	15 801	66 181	35 245
PARAGUAY	258	691	360	MALTA	106	944	491
URUGUAY	252	1 388	720	YUGOSLAVIA	2 948	12 783	6 778
ARGENTINA	1 280	3 259	1 742	TURKEY	1 403	5 092	2 719
CYPRUS	685	3 086	1 601	SOVIET UNION	8 125	54 830	29 465
LEBANON	351	1 290	709	POLAND	7 019	37 918	20 140
SYRIA	407	824	433	CZECHOSLOV	3 295	20 141	10 845
IRAQ	241	1 439	776	HUNGARY	7 721	20 032	10 622
IRAN	332	3 064	1 628	BULGARIA	1 876	15 999	8 513
ISRAEL	2 634	13 632	7 202	MOROCCO	2 172	6 215	3 276
JORDAN	58	353	186	ALGERIA	172	830	439
SAUDI ARABIA	3 622	17 849	9 410	TUNISIA	657	4 440	2 342
KUWAIT	2 258	16 631	8 655	LIBYA	494	2 545	1 364
BAHRAIN	284	1 316	684	EGYPT	2 334	10 446	5 574
QATAR	18	87	45	SUDAN	1 307	4 290	2 303
ARAB EMIRAT	1 681	8 095	4 233	MAURITANIA	11	123	65
OMAN	148	371	201	BURKINA FASO	38	68	39
NORTH YEMEN	316	1 685	870	NIGER	49	210	114
SOUTH YEMEN	17	222	115	SENEGAL	21	187	98
PAKISTAN	609	2 084	1 129	GAMBIA	9	64	35
INDIA	1 605	10 779	5 777	GUINEA	67	163	86
BANGLADESH	208	847	448	LIBERIA	17	107	57
SRI LANKA	581	1 820	954	IVORY COAST	129	523	277
NEPAL	37	234	121	GHANA	441	2 674	1 476
BURMA	116	1 092	601	TOGO	552	3 054	1 606
THAILAND	8 715	29 640	15 987	NIGERIA	3 732	11 096	5 805
VIETNAM	629	2 839	1 524	CAMEROON	419	1 569	842
INDONESIA	5 838	24 443	12 970	CONGO	16	63	33
MALAYSIA	4 934	20 205	10 777	ZAIRE	186	1 030	547
SINGAPORE	9 235	40 324	21 529	RWANDA	66	201	108
PHILIPPINES	1 355	5 619	3 029				
CHINA	5 906	26 122	13 941				

6 IMPORTS AND EXPORTS (SPECIAL TRADE) BY GROUPS OF THE SITC-REV. III AND BY COUNTRIES OF PRODUCTION AND CONSUMPTION 1989

GROUP COUNTRY	DT = 100 KG	1 000 DM	1 000 \$	GROUP COUNTRY	DT = 100 KG	1 000 DM	1 000 \$
BURUNDI	132	545	285	AUSTRIA	182 812	377 372	201 466
ANGOLA	67	247	130	ANDORRA	6	62	33
ETHIOPIA	44	343	185	MALTA	444	314	158
SOMALIA	664	3 143	1 716	YUGOSLAVIA	13 696	8 219	4 396
KENYA	1 602	3 823	2 051	TURKEY	10 024	5 759	3 053
UGANDA	468	1 432	744	SOVIET UNION	41 841	11 746	6 279
TANZANIA	584	2 035	1 116	POLAND	18 601	6 454	3 439
SEYCHELLES	42	204	109	CZECHOSLOVA	12 481	8 519	4 551
MOZAMBIQUE	262	1 045	566	HUNGARY	37 289	14 898	7 982
MADAGASCAR	102	332	177	ROMANIA	1 364	441	239
REUNION	99	360	192	BULGARIA	227	301	162
ZAMBIA	319	1 050	547	TUNISIA	103	315	171
ZIMBABWE	432	1 386	741	EGYPT	82	269	146
MALAWI	19	209	109	IVORY COAST	32	111	58
REP S AFRICA	4 537	15 232	8 090	NIGERIA	704	157	80
SWAZILAND	74	708	363	REP S AFRICA	9 484	3 776	1 999
USA	25 038	127 516	67 743	USA	45 909	371 319	197 094
CANADA	4 364	30 759	16 389	CANADA	2 958	19 115	10 180
GREENLAND	52	1 020	519	MEXICO	929	1 629	847
MEXICO	1 519	7 619	4 004	GUATEMALA	40	122	62
GUATEMALA	571	1 198	625	BRAZIL	1 074	2 079	1 120
HONDURAS	19	128	67	ARGENTINA	8	94	50
NICARAGUA	91	900	483	LEBANON	219	170	86
COSTA RICA	335	1 808	974	ISRAEL	912	12 178	6 517
PANAMA	140	652	341	SAUDI ARABIA	49	157	83
CUBA	191	891	464	INDIA	835	458	237
HAITI	33	139	73	THAILAND	628	184	98
DOMINIC REP	56	321	172	INDONESIA	30	78	42
MARTINIQUE	49	542	274	MALAYSIA	11	137	71
JAMAICA	303	2 106	1 145	SINGAPORE	206	1 389	726
ST LUCIA	123	341	175	PHILIPPINES	2	73	40
ST VINCENT	8	109	59	CHINA	802	1 016	542
TRINIDAD TOB	69	234	125	SOUTH KOREA	135	549	295
COLOMBIA	2 153	10 933	5 769	JAPAN	28 032	270 427	143 812
VENEZUELA	676	3 658	1 954	TAIWAN	4 553	7 707	4 118
ECUADOR	78	527	279	HONG KONG	420	1 918	1 012
PERU	95	947	495	AUSTRALIA	12 152	16 030	8 434
BRAZIL	1 470	6 586	3 526	NEW ZEALAND	13	88	44
CHILE	1 734	6 580	3 436	EXPORTS	4 222 000	12 459 628	6 641 083
BOLIVIA	38	257	135	FRANCE	480 009	1 305 355	695 784
PARAGUAY	26	119	63	BELGIUM LUX	228 998	594 771	317 249
URUGUAY	85	1 074	575	NETHERLANDS	259 823	686 592	366 324
ARGENTINA	444	2 223	1 180	ITALY	197 163	629 141	335 464
CYPRUS	161	623	337	UNITD KINGDOM	351 620	1 051 921	560 264
LEBANON	2	60	33	IRELAND	13 477	47 839	25 526
SYRIA	736	1 167	609	DENMARK	78 281	203 481	108 558
IRAQ	722	3 797	2 059	GREECE	36 270	75 175	40 279
IRAN	1 361	5 088	2 703	PORTUGAL	46 114	111 487	59 375
ISRAEL	2 554	10 769	5 752	SPAIN	159 623	436 563	233 923
JORDAN	444	576	308	CANARY IS	2 030	8 736	4 662
SAUDI ARABIA	299	1 975	1 044	ICELAND	868	2 386	1 269
KUWAIT	712	2 222	1 243	FAROE IS	23	118	61
BAHRAIN	99	506	260	NORWAY	32 772	89 069	47 441
ARAB EMIRAT	323	1 279	675	SWEDEN	119 572	357 711	180 692
OMAN	8	92	48	FINLAND	63 425	190 960	101 519
NORTH YEMEN	273	447	241	SWITZERLAND	228 693	626 423	334 173
SOUTH YEMEN	1	69	35	AUSTRIA	259 022	645 579	344 135
PAKISTAN	377	2 988	1 632	ANDORRA	5	101	54
INDIA	318	2 211	1 150	MALTA	1 195	5 109	2 746
BANGLADESH	1 538	4 040	2 258	YUGOSLAVIA	47 389	142 856	76 023
SRI LANKA	155	222	114	TURKEY	37 225	95 058	51 276
NEPAL	148	685	366	SOVIET UNION	163 667	675 952	359 598
THAILAND	2 599	6 425	3 378	POLAND	40 612	137 828	73 835
INDONESIA	1 913	8 470	4 582	CZECHOSLOVA	34 222	165 008	88 930
MALAYSIA	1 969	3 779	2 020	HUNGARY	29 422	108 628	58 223
SINGAPORE	1 047	5 381	2 877	ROMANIA	395	2 151	1 159
PHILIPPINES	2 145	9 695	5 176	BULGARIA	24 267	77 005	41 195
CHINA	11 010	37 889	20 016	ALBANIA	141	354	189
NORTH KOREA	18	165	86	MOROCCO	5 540	14 051	7 564
SOUTH KOREA	5 649	29 623	15 760	ALGERIA	27 776	71 101	38 274
JAPAN	8 751	47 777	25 402	TUNISIA	4 145	17 130	9 142
TAIWAN	2 193	9 442	5 034	LIBYA	8 919	36 153	19 310
HONG KONG	4 784	12 935	7 255	EGYPT	20 297	42 656	22 606
AUSTRALIA	3 393	14 412	7 677	SUDAN	278	1 430	765
PAPUA NEW G	154	761	408	MAURITANIA	21	136	72
NEW ZEALAND	510	4 073	2 129	MALI	95	498	274
WEST SAMOA	19	175	92	BURKINA FASO	115	719	384
728 OTH. MACH. PTS, SPCL INDUST				NIGER	30	180	94
IMPORTS	1 335 568	3 444 056	1 835 577	SENEGAL	144	377	200
FRANCE	117 423	254 440	135 748	GAMBIA	96	336	175
BELGIUM LUX	61 223	125 136	66 657	GUIN BISSAU	238	517	281
NETHERLANDS	140 525	316 996	168 647	GUINEA	1 220	998	515
ITALY	259 997	516 668	275 991	SIERRA LEONE	15	126	65
UNITD KINGDOM	64 722	176 262	93 846	LIBERIA	1 044	1 790	951
IRELAND	3 153	5 056	2 688	IVORY COAST	771	3 031	1 598
DENMARK	31 124	77 402	41 250	GHANA	1 803	4 988	2 601
GREECE	232	972	518	TOGO	106	407	212
PORTUGAL	1 823	4 042	2 148	BENIN	2 432	2 276	1 200
SPAIN	16 200	28 317	15 158	NIGERIA	4 877	12 950	6 943
CANARY IS	7 598	378	213	CAMEROON	687	1 297	684
NORWAY	57 223	19 591	10 372	CENT AFR REP	165	334	178
SWEDEN	16 149	34 031	18 137	EQUAT GUINEA	32	66	36
FINLAND	128 472	554 393	295 800	GABON	181	1 035	549
SWITZERLAND				CONGO	242	1 397	748
				ZAIRE	1 203	3 850	2 079

6 IMPORTS AND EXPORTS (SPECIAL TRADE) BY GROUPS OF THE SITC-REV. III AND BY COUNTRIES OF PRODUCTION AND CONSUMPTION 1989

GROUP COUNTRY	DT = 100 KG	1 000 DM	1 000 \$	GROUP COUNTRY	DT = 100 KG	1 000 DM	1 000 \$
RWANDA	339	897	467	731 METAL REMOVAL WORK TOOLS			
BURUNDI	56	173	93	IMPORTS	716 735	2 071 792	1 107 904
ANGOLA	70	432	228	FRANCE	27 525	74 712	40 019
ETHIOPIA	1 890	5 623	2 979	BELGIUM LUX	6 788	18 119	9 651
DJIBOUTI	32	203	106	NETHERLANDS	14 647	31 654	17 077
SOMALIA	369	230	126	ITALY	64 092	193 741	103 810
KENYA	2 178	7 319	3 915	UNITD KINGDOM	36 434	109 058	58 397
UGANDA	279	1 247	651	IRELAND	1 007	1 370	739
TANZANIA	1 048	2 380	1 256	DENMARK	4 615	8 155	4 339
MOZAMBIQUE	94	844	451	GREECE	42	174	92
MADAGASCAR	514	1 026	564	PORTUGAL	330	835	450
REUNION	407	1 793	930	SPAIN	35 494	73 171	39 045
MAURITIUS	1 351	3 713	1 964	ICELAND	210	144	82
ZAMBIA	1 081	2 763	1 468	NORWAY	836	824	439
ZIMBABWE	1 700	6 764	3 515	SWEDEN	12 491	47 016	25 228
MALAWI	90	605	320	FINLAND	733	1 887	990
REP S AFRICA	54 786	155 278	82 472	SWITZERLAND	105 369	572 162	306 554
SWAZILAND	26	119	67	AUSTRIA	39 881	112 814	60 383
USA	470 817	1 317 414	700 020	MALTA	9	66	33
CANADA	46 887	144 639	77 167	YUGOSLAVIA	10 422	12 482	6 730
MEXICO	25 578	75 356	40 160	TURKEY	1 449	1 319	699
GUATEMALA	728	2 202	1 177	SOVIET UNION	15 468	17 702	9 470
HONDURAS	23	250	130	POLAND	11 285	9 911	5 255
EL SALVADOR	263	1 241	679	CZECHOSLOVAKIA	28 505	25 687	13 818
NICARAGUA	186	243	125	HUNGARY	6 743	11 086	5 935
COSTA RICA	552	1 510	803	ROMANIA	7 387	3 456	1 835
PANAMA	147	906	481	BULGARIA	10 716	5 653	3 017
CUBA	1 393	7 974	4 327	MOZAMBIQUE	44	225	123
HAITI	33	158	86	REP S AFRICA	229	381	204
DOMINIC REP	546	2 520	1 393	USA	9 993	76 726	40 833
GUADELOUPE	151	202	104	CANADA	456	1 633	878
MARTINIQUE	125	532	300	NETH ANTILL	9	73	39
JAMAICA	680	3 104	1 638	BRAZIL	5 430	14 770	7 822
BARBADOS	72	121	66	ISRAEL	909	2 701	1 404
TRINIDAD TOB	326	595	314	INDIA	1 415	1 462	777
ARUBA	333	464	243	SINGAPORE	2 960	5 883	3 102
NETH ANTILL	240	687	376	CHINA	47 795	27 542	14 661
COLOMBIA	14 978	21 303	11 267	NORTH KOREA	126	64	33
VENEZUELA	8 649	40 908	21 798	SOUTH KOREA	5 687	7 923	4 228
GUYANA	44	194	100	JAPAN	145 557	539 195	287 663
SURINAME	386	390	207	TAIWAN	53 151	58 279	31 111
FRENCH GUIAN	10	471	242	HONG KONG	219	337	179
ECUADOR	714	3 471	1 859	AUSTRALIA	167	1 364	738
PERU	1 759	4 977	2 643	EXPORTS	1 270 496	5 206 347	2 778 666
BRAZIL	12 600	81 033	43 018	FRANCE	114 888	492 139	262 809
CHILE	10 082	20 838	11 089	BELGIUM LUX	37 146	143 320	76 172
BOLIVIA	247	569	299	NETHERLANDS	40 686	130 768	69 909
PARAGUAY	331	1 927	1 047	ITALY	116 719	368 575	197 071
URUGUAY	256	1 332	714	UNITD KINGDOM	79 243	311 836	166 535
ARGENTINA	3 806	23 138	12 303	IRELAND	2 850	8 848	4 742
CYPRUS	1 305	3 160	1 682	DENMARK	11 346	46 561	24 747
LEBANON	537	1 270	679	GREECE	4 320	5 868	3 125
SYRIA	2 216	5 725	3 027	PORTUGAL	8 523	15 025	7 988
IRAQ	15 934	53 906	29 027	SPAIN	30 949	93 375	49 816
IRAN	9 208	45 739	24 467	CANARY IS	36	166	89
ISRAEL	12 294	50 310	26 804	ICELAND	36	169	90
JORDAN	2 824	4 489	2 391	NORWAY	2 931	12 599	6 755
SAUDI ARABIA	14 333	35 882	18 967	SWEDEN	59 047	288 407	154 074
KUWAIT	4 032	7 738	4 097	FINLAND	19 347	48 971	26 027
BAHRAIN	1 326	2 887	1 538	SWITZERLAND	72 644	291 999	155 851
QATAR	136	604	318	AUSTRIA	68 208	288 708	155 000
ARAB EMIRAT	6 255	12 782	6 831	ANDORRA	15	111	60
OMAN	345	1 118	603	MALTA	340	1 083	572
NORTH YEMEN	957	4 349	2 323	YUGOSLAVIA	29 386	111 761	59 034
SOUTH YEMEN	422	1 121	603	TURKEY	25 879	45 944	24 552
AFGHANISTAN	258	577	314	SOVIET UNION	105 345	662 987	353 667
PAKISTAN	5 539	11 988	6 358	POLAND	13 124	74 920	39 717
INDIA	25 182	105 636	56 010	CZECHOSLOVAKIA	17 065	101 239	54 538
BANGLADESH	131	1 616	867	HUNGARY	5 548	24 966	13 268
SRI LANKA	1 313	4 990	2 660	BULGARIA	10 508	45 730	24 339
NEPAL	159	647	338	MOROCCO	52	325	175
BURMA	338	1 357	723	ALGERIA	1 031	7 145	3 822
THAILAND	30 949	75 124	40 198	TUNISIA	522	3 682	1 913
VIETNAM	92	453	236	LIBYA	278	745	400
KAMPUCHEA	5	79	42	EGYPT	1 312	7 892	4 222
INDONESIA	12 763	46 122	24 429	MALI	42	94	52
MALAYSIA	9 389	38 178	20 354	NIGER	271	775	418
BRUNEI	112	396	205	LIBERIA	104	70	36
SINGAPORE	25 406	84 254	44 828	IVORY COAST	113	96	51
PHILIPPINES	4 430	17 742	9 418	GHANA	161	483	249
MONGOLIA	113	680	363	TOGO	28	59	31
CHINA	80 958	259 223	137 928	BENIN	45	113	57
NORTH KOREA	3 572	6 223	3 332	NIGERIA	545	916	494
SOUTH KOREA	66 175	258 325	138 017	CAMEROON	27	91	49
JAPAN	76 476	318 848	169 056	ZAIRE	64	170	92
TAIWAN	40 644	115 373	61 659	RWANDA	65	207	107
HONG KONG	11 479	47 155	25 049	ETHIOPIA	261	1 110	583
MACAO	198	639	324	KENYA	99	354	188
AUSTRALIA	60 685	171 530	91 223	TANZANIA	132	211	114
PAPUA NEW G	593	715	379	MOZAMBIQUE	103	316	167
NEW ZEALAND	4 294	14 307	7 657	MAURITIUS	37	85	48
NEW CALEDON	124	204	106	ZIMBABWE	486	1 046	557
WEST SAMOA	127	133	71	REP S AFRICA	18 980	44 037	23 378
FR POLYNESIA	66	147	79				
POLAR REG	75	223	119				

6 IMPORTS AND EXPORTS (SPECIAL TRADE) BY GROUPS OF THE SITC-REV. III AND BY COUNTRIES OF PRODUCTION AND CONSUMPTION 1989

GROUP COUNTRY	DT = 100 KG	1 000 DM	1 000 \$	GROUP COUNTRY	DT = 100 KG	1 000 DM	1 000 \$
USA	122 391	570 936	304 196	ITALY	115 622	233 425	123 850
CANADA	18 905	64 080	34 150	UNITED KINGDOM	46 089	115 770	61 764
MEXICO	5 944	18 314	9 708	IRELAND	1 953	6 115	3 284
GUATEMALA	309	313	163	DENMARK	10 338	22 113	11 806
NICARAGUA	135	183	95	GREECE	5 805	14 142	7 385
COSTA RICA	19	63	33	PORTUGAL	5 270	11 299	6 008
CUBA	66	704	363	SPAIN	61 591	106 026	56 317
DOMINIC REP	43	117	63	CANARY IS	59	98	51
TRINIDAD TOB	272	1 369	743	ICELAND	69	176	94
NETH ANTILL	8	63	34	NORWAY	3 686	7 672	4 097
COLOMBIA	1 970	14 064	7 582	SWEDEN	28 228	67 591	35 703
VENEZUELA	6 403	18 203	9 740	FINLAND	11 190	29 182	15 516
ECUADOR	68	73	38	SWITZERLAND	51 201	120 175	63 957
PERU	131	699	375	AUSTRIA	39 765	76 951	41 031
BRAZIL	14 531	65 296	34 908	MALTA	113	766	401
CHILE	3 370	2 596	1 378	YUGOSLAVIA	8 375	23 856	12 739
BOLIVIA	138	189	99	TURKEY	5 874	12 069	6 598
PARAGUAY	500	388	203	SOVIET UNION	36 349	155 246	83 355
URUGUAY	216	208	113	POLAND	14 046	37 193	19 925
ARGENTINA	3 544	8 870	4 717	CZECHOSLOV	5 402	32 897	17 438
CYPRUS	21	94	49	HUNGARY	6 876	14 684	7 816
LEBANON	60	277	146	BULGARIA	4 627	12 789	6 756
SYRIA	282	1 261	699	MOROCCO	1 463	3 344	1 811
IRAQ	21 137	108 611	57 486	ALGERIA	3 247	7 717	4 155
IRAN	20 511	125 818	67 307	TUNISIA	346	625	330
ISRAEL	1 074	3 877	2 072	LIBYA	379	1 160	628
JORDAN	570	308	165	EGYPT	929	3 684	1 981
SAUDI ARABIA	1 625	7 541	4 093	CHAD	26	69	37
KUWAIT	52	235	129	IVORY COAST	202	379	200
QATAR	31	94	54	GHANA	306	888	483
ARAB EMIRAT	193	442	235	TOGO	136	76	42
PAKISTAN	1 820	7 062	3 726	NIGERIA	983	2 957	1 557
INDIA	28 194	82 127	44 235	CAMEROON	62	78	42
BANGLADESH	854	2 881	1 571	GABON	32	100	53
NEPAL	22	448	242	ZAIRE	16	84	46
BURMA	264	1 589	841	RWANDA	35	174	93
THAILAND	16 440	9 058	4 846	ETHIOPIA	86	408	214
INDONESIA	2 367	5 681	3 054	KENYA	242	1 115	587
MALAYSIA	715	2 201	1 156	TANZANIA	91	169	91
SINGAPORE	4 998	18 414	9 737	MOZAMBIQUE	187	877	456
PHILIPPINES	226	655	351	MADAGASCAR	169	730	419
CHINA	23 613	108 298	58 449	ZIMBABWE	62	157	86
NORTH KOREA	639	5 038	2 719	REP S AFRICA	10 086	14 215	7 657
SOUTH KOREA	33 987	114 500	60 664	BOTSWANA	160	188	97
JAPAN	17 262	96 663	51 435	USA	47 371	146 309	78 055
TAIWAN	6 628	29 874	15 839	CANADA	11 424	24 163	12 827
HONG KONG	1 126	5 146	2 737	MEXICO	2 743	7 128	3 773
AUSTRALIA	4 656	13 621	7 263	GUATEMALA	408	683	372
NEW ZEALAND	167	1 010	537	COSTA RICA	306	991	534
				CUBA	251	920	502
				HAITI	49	228	120
				DOMINIC REP	15	74	38
				TRINIDAD TOB	65	162	85
				COLOMBIA	2 706	2 487	1 316
				VENEZUELA	1 451	6 414	3 435
				ECUADOR	80	167	93
				PERU	125	344	197
				BRAZIL	3 544	10 999	5 794
				CHILE	1 149	2 086	1 099
				BOLIVIA	265	335	175
				ARGENTINA	1 480	2 226	1 163
				CYPRUS	310	947	497
				SYRIA	775	4 611	2 646
				IRAQ	12 511	35 341	18 948
				IRAN	10 310	33 038	17 408
				ISRAEL	1 150	3 391	1 828
				JORDAN	1 187	431	233
				SAUDI ARABIA	1 626	3 503	1 850
				KUWAIT	478	1 915	1 092
				BAHRAIN	105	328	184
				ARAB EMIRAT	311	563	298
				OMAN	39	110	57
				NORTH YEMEN	20	188	108
				PAKISTAN	377	865	463
				INDIA	9 564	25 614	13 540
				BANGLADESH	216	804	438
				SRI LANKA	161	715	387
				NEPAL	116	644	328
				THAILAND	10 678	11 430	6 092
				INDONESIA	4 383	13 566	7 297
				MALAYSIA	1 514	7 679	4 112
				SINGAPORE	4 114	9 000	4 737
				PHILIPPINES	158	705	363
				CHINA	31 535	78 187	41 116
				NORTH KOREA	1 015	4 775	2 606
				SOUTH KOREA	33 615	91 937	49 572
				JAPAN	20 123	72 664	38 491
				TAIWAN	8 808	30 812	16 323
				HONG KONG	1 929	5 935	3 093
				AUSTRALIA	8 060	29 545	15 694
				NEW ZEALAND	152	741	394
733 MACH-TOOLS, METAL-WORKING				735 PARTS, NES, FOR MACH-TOOLS			
IMPORTS	333 432	588 531	314 894	IMPORTS	416 438	944 102	503 004
FRANCE	33 521	53 733	28 886	FRANCE	96 469	97 998	52 292
BELGIUM LUX	33 971	33 446	18 059				
NETHERLANDS	23 396	41 055	21 914				
ITALY	46 779	103 790	55 584				
UNITED KINGDOM	9 844	22 353	11 866				
IRELAND	644	1 574	857				
DENMARK	13 766	16 759	8 903				
GREECE	236	643	344				
PORTUGAL	1 249	889	483				
SPAIN	23 449	30 044	16 133				
NORWAY	646	1 370	723				
SWEDEN	5 587	10 975	5 905				
FINLAND	1 592	2 353	1 249				
SWITZERLAND	41 420	125 758	67 396				
AUSTRIA	11 499	27 877	14 746				
YUGOSLAVIA	5 300	3 401	1 799				
TURKEY	10 963	4 761	2 537				
SOVIET UNION	4 448	2 337	1 248				
POLAND	384	108	57				
CZECHOSLOV	7 408	2 945	1 601				
HUNGARY	5 808	3 574	1 904				
ROMANIA	108	68	36				
USA	23 268	57 339	30 610				
CANADA	1 082	1 335	700				
MEXICO	46	263	136				
BRAZIL	259	371	197				
ARGENTINA	68	83	48				
ISRAEL	6 367	4 125	2 213				
SAUDI ARABIA	1 323	1 229	671				
INDIA	75	116	60				
SINGAPORE	100	431	233				
CHINA	445	227	121				
SOUTH KOREA	98	117	63				
JAPAN	7 233	26 108	13 972				
TAIWAN	10 699	5 846	3 051				
HONG KONG	54	729	376				
AUSTRALIA	148	207	111				
EXPORTS	876 563	2 139 000	1 139 435				
FRANCE	78 443	166 987	89 140				
BELGIUM LUX	32 697	68 974	36 608				
NETHERLANDS	44 603	87 521	46 759				

6 IMPORTS AND EXPORTS (SPECIAL TRADE) BY GROUPS OF THE SITC-REV. III AND BY COUNTRIES OF PRODUCTION AND CONSUMPTION 1989

GROUP COUNTRY	DT = 100 KG	1 000 DM	1 000 \$	GROUP COUNTRY	DT = 100 KG	1 000 DM	1 000 \$
BELGIUM LUX	14 922	35 844	19 053	COSTA RICA	39	321	174
NETHERLANDS	42 424	57 111	30 485	PANAMA	6	146	75
ITALY	58 642	118 235	62 981	CUBA	84	896	457
UNTD KINGDOM	17 636	66 967	35 658	HAITI	3	78	41
IRELAND	988	4 409	2 354	JAMAICA	9	159	87
DENMARK	2 850	10 936	5 835	TRINIDAD TOB	6	142	74
GREECE	43	78	42	COLOMBIA	94	831	442
PORTUGAL	650	1 271	674	VENEZUELA	479	4 207	2 242
SPAIN	23 077	25 665	13 699	ECUADOR	31	534	288
NORWAY	315	988	529	PERU	48	522	275
SWEDEN	6 785	40 285	21 384	BRAZIL	5 519	39 844	21 273
FINLAND	1 007	2 819	1 495	CHILE	276	1 139	612
SWITZERLAND	61 395	266 558	142 170	PARAGUAY	7	125	68
AUSTRIA	17 408	44 470	23 735	URUGUAY	43	398	224
MALTA	8	75	37	ARGENTINA	549	3 384	1 786
YUGOSLAVIA	10 500	8 425	4 524	LEBANON	17	80	43
TURKEY	1 156	607	330	SYRIA	12	95	53
SOVIET UNION	4 240	2 807	1 503	IRAQ	3 027	37 535	20 007
POLAND	5 970	4 818	2 570	IRAN	1 160	15 172	8 048
CZECHOSLOVA	8 718	4 806	2 546	ISRAEL	518	5 753	3 058
HUNGARY	1 923	1 649	891	JORDAN	61	280	150
ROMANIA	4 658	1 943	1 035	SAUDI ARABIA	654	4 723	2 520
BULGARIA	594	1 368	737	KUWAIT	110	603	327
REP S AFRICA	601	2 082	1 068	BAHRAIN	20	153	83
USA	8 511	55 317	29 358	ARAB EMIRAT	68	399	213
CANADA	177	1 361	717	NORTH YEMEN	21	634	333
MEXICO	52	84	45	PAKISTAN	60	1 251	674
COLOMBIA	46	98	50	INDIA	2 759	27 961	15 053
BRAZIL	806	3 945	2 134	BANGLADESH	4	144	80
ARGENTINA	35	79	42	SRI LANKA	5	102	51
ISRAEL	580	4 827	2 586	BURMA	77	903	490
SAUDI ARABIA	539	503	274	THAILAND	617	3 382	1 797
INDIA	398	1 413	748	VIETNAM	114	674	379
SINGAPORE	847	2 171	1 157	INDONESIA	146	1 478	791
CHINA	3 800	3 891	2 066	MALAYSIA	104	1 333	707
SOUTH KOREA	481	1 464	795	SINGAPORE	922	9 147	4 868
JAPAN	14 118	60 631	32 162	PHILIPPINES	80	979	529
TAIWAN	2 521	3 960	2 106	CHINA	1 631	16 705	8 927
HONG KONG	217	241	130	NORTH KOREA	176	660	344
AUSTRALIA	34	383	200	SOUTH KOREA	2 227	22 192	11 866
EXPORTS	422 619	1 840 596	981 158	JAPAN	3 604	44 615	23 802
FRANCE	37 140	181 018	96 528	TAIWAN	5 933	16 522	8 815
BELGIUM LUX	19 866	73 038	38 907	HONG KONG	894	3 994	2 129
NETHERLANDS	73 194	113 954	60 782	AUSTRALIA	1 530	9 004	4 776
ITALY	37 771	120 008	63 894	NEW ZEALAND	50	695	369
UNTD KINGDOM	21 119	119 016	63 326	737 METALWORKING MACHNRY NES			
IRELAND	2 038	6 020	3 173	IMPORTS	526 065	652 087	347 841
DENMARK	4 389	22 937	12 244	FRANCE	76 068	64 066	34 095
GREECE	915	3 049	1 632	BELGIUM LUX	107 509	53 313	28 382
PORTUGAL	1 019	7 671	4 072	NETHERLANDS	54 896	57 292	30 497
SPAIN	12 918	54 730	29 167	ITALY	49 494	82 825	44 181
ICELAND	33	135	67	UNTD KINGDOM	43 614	48 951	26 248
NORWAY	1 387	7 858	4 195	IRELAND	158	1 192	640
SWEDEN	8 617	56 912	30 319	DENMARK	9 558	21 770	11 855
FINLAND	3 910	14 342	7 641	GREECE	991	616	319
SWITZERLAND	57 543	198 398	105 530	PORTUGAL	205	852	446
AUSTRIA	30 950	126 106	68 202	SPAIN	12 979	16 101	8 520
MALTA	908	2 019	1 066	NORWAY	1 315	1 146	617
YUGOSLAVIA	6 000	30 211	16 122	SWEDEN	43 018	36 978	19 754
TURKEY	706	5 172	2 778	FINLAND	4 526	8 359	4 468
SOVIET UNION	5 553	61 437	32 905	SWITZERLAND	20 143	105 625	56 397
POLAND	3 784	19 562	10 460	AUSTRIA	47 523	52 897	28 267
CZECHOSLOVA	2 002	15 351	8 257	YUGOSLAVIA	4 173	3 941	2 091
HUNGARY	2 639	12 906	6 874	TURKEY	614	511	271
ROMANIA	1 117	1 685	933	SOVIET UNION	1 160	569	297
BULGARIA	2 000	13 752	7 364	POLAND	22 188	2 113	1 126
MOROCCO	35	688	364	CZECHOSLOVA	1 457	1 354	716
ALGERIA	959	9 234	4 933	HUNGARY	3 906	3 004	1 590
TUNISIA	21	749	401	ROMANIA	300	145	80
LIBYA	183	1 882	1 004	BULGARIA	252	202	107
EGYPT	6 213	6 387	3 314	REUNION	10	246	126
MALI	22	78	40	REP S AFRICA	10	131	69
SENEGAL	5	216	116	USA	5 530	51 688	27 416
LIBERIA	7	99	52	CANADA	38	551	295
IVORY COAST	4	150	79	DOMINIC REP	176	852	453
GHANA	117	532	287	BRAZIL	546	150	78
NIGERIA	138	1 080	585	ISRAEL	239	2 625	1 421
GABON	301	416	226	SAUDI ARABIA	604	564	308
ZAIRE	24	284	146	INDIA	24	140	75
RWANDA	27	122	67	THAILAND	104	387	208
BURUNDI	4	84	44	MALAYSIA	9	178	96
ANGOLA	12	264	145	SINGAPORE	84	212	111
ETHIOPIA	47	243	132	CHINA	841	959	508
KENYA	42	779	426	SOUTH KOREA	114	856	461
UGANDA	3	98	50	JAPAN	7 302	23 119	12 275
TANZANIA	25	239	129	TAIWAN	443	1 517	805
MOZAMBIQUE	3	57	30	HONG KONG	2 361	3 832	2 039
ZAMBIA	7	384	209	EXPORTS	1 045 747	2 023 717	1 076 188
ZIMBABWE	42	169	91	FRANCE	137 234	177 171	94 383
REP S AFRICA	6 425	12 332	6 553	BELGIUM LUX	180 446	169 644	90 046
USA	31 913	214 423	114 386	NETHERLANDS	85 629	105 326	56 227
CANADA	2 254	19 487	10 359	ITALY	44 043	111 825	59 457
MEXICO	2 294	19 730	10 526				
GUATEMALA	69	202	109				
HONDURAS	10	91	49				

6 IMPORTS AND EXPORTS (SPECIAL TRADE) BY GROUPS OF THE SITC-REV. III AND BY COUNTRIES OF PRODUCTION AND CONSUMPTION 1989

GROUP COUNTRY	DT = 100 KG	1 000 DM	1 000 \$	GROUP COUNTRY	DT = 100 KG	1 000 DM	1 000 \$
UNITD KINGDOM	68 037	206 203	109 077	FRANCE	158 496	293 947	156 814
IRELAND	957	3 908	2 077	BELGIUM LUX	53 433	76 085	40 562
DENMARK	8 080	22 385	11 914	NETHERLANDS	80 059	161 853	85 944
GREECE	5 814	8 369	4 471	ITALY	200 613	341 181	181 366
PORTUGAL	1 783	7 650	4 049	UNITD KINGDOM	51 247	106 415	56 652
SPAIN	39 362	112 331	59 501	IRELAND	7 880	18 647	10 003
CANARY IS	10	70	36	DENMARK	34 856	102 690	54 995
ICELAND	53	262	140	GREECE	786	1 088	583
FAROE IS	30	83	44	PORTUGAL	4 022	5 561	3 020
NORWAY	30 359	11 851	6 314	SPAIN	22 941	27 700	14 703
SWEDEN	40 951	85 463	45 794	NORWAY	3 958	9 215	4 914
FINLAND	26 088	49 646	26 044	SWEDEN	49 509	101 808	54 279
SWITZERLAND	20 864	76 407	40 652	FINLAND	11 158	17 514	9 337
AUSTRIA	70 412	91 491	48 714	SWITZERLAND	57 052	216 309	115 420
MALTA	1 839	825	435	AUSTRIA	134 312	186 318	99 362
YUGOSLAVIA	7 264	22 178	11 712	YUGOSLAVIA	10 669	8 580	4 558
TURKEY	6 977	8 539	4 579	TURKEY	4 084	2 788	1 473
SOVIET UNION	17 391	108 693	58 948	SOVIET UNION	439	395	209
POLAND	6 815	32 042	17 026	POLAND	2 416	879	463
CZECHOSLOVA	2 062	19 843	10 648	CZECHOSLOVA	1 589	999	535
HUNGARY	4 653	14 365	7 754	HUNGARY	10 690	7 861	4 183
ROMANIA	516	1 665	893	BULGARIA	592	797	425
BULGARIA	2 073	15 668	8 527	ALGERIA	80	88	47
ALBANIA	880	1 696	874	TUNISIA	14	74	39
MOROCCO	75	277	144	LIBYA	167	240	129
ALGERIA	5 152	5 160	2 723	EGYPT	12	62	33
TUNISIA	363	468	254	DJIBOUTI	41	85	45
LIBYA	13 547	24 528	12 870	REP S AFRICA	74	152	80
EGYPT	3 854	9 459	5 067	USA	94 143	376 592	200 389
LIBERIA	41	228	119	CANADA	515	1 608	863
GHANA	90	169	93	MEXICO	185	335	178
TOGO	75	90	47	VENEZUELA	4	194	106
NIGERIA	602	1 689	898	BRAZIL	424	846	445
GABON	148	70	38	CHILE	2	380	195
CONGO	175	96	51	IRAQ	8	166	87
ZAIRE	16	116	62	ISRAEL	2 535	9 427	4 995
RWANDA	22	61	32	SAUDI ARABIA	347	302	163
ANGOLA	45	220	119	ARAB EMIRAT	3	253	131
ETHIOPIA	13	66	35	INDIA	17	149	77
KENYA	158	450	250	MALAYSIA	352	499	263
UGANDA	167	190	103	SINGAPORE	910	1 329	691
TANZANIA	139	163	85	CHINA	621	1 439	766
MOZAMBIQUE	44	85	46	SOUTH KOREA	1 135	1 632	859
ZIMBABWE	1 106	650	348	JAPAN	28 425	85 071	45 324
REP S AFRICA	12 564	39 300	20 600	TAIWAN	1 187	2 774	1 497
USA	41 030	125 209	66 236	HONG KONG	1 638	2 802	1 490
CANADA	17 780	26 475	14 146	AUSTRALIA	147	565	297
MEXICO	7 793	13 291	7 098				
GUATEMALA	15	88	47	EXPORTS	2 116 638	5 320 618	2 831 405
CUBA	19	155	82				
JAMAICA	5	57	30	742 PUMPS FOR LIQUIDS,PARTS			
TRINIDAD TOB	508	1 278	661	IMPORTS	693 596	1 404 745	747 327
COLOMBIA	416	1 252	678				
VENEZUELA	2 631	4 662	2 475	FRANCE	86 834	224 448	119 485
SURINAME	8	58	31	BELGIUM LUX	8 993	21 311	11 356
ECUADOR	223	263	139	NETHERLANDS	44 708	78 823	41 951
PERU	334	651	354	ITALY	85 913	166 202	88 325
BRAZIL	2 845	11 095	5 869	UNITD KINGDOM	24 220	71 429	37 938
CHILE	1 612	3 370	1 766	IRELAND	21 544	43 157	23 015
PARAGUAY	44	65	37	DENMARK	183 340	126 342	67 288
URUGUAY	31	193	103	GREECE	215	201	109
ARGENTINA	1 987	5 099	2 698	PORTUGAL	3 322	2 203	1 170
CYPRUS	191	309	164	SPAIN	13 858	21 141	11 284
SYRIA	373	887	460	ICELAND	33	59	31
IRAQ	2 572	21 304	11 470	NORWAY	1 760	7 032	3 766
IRAN	5 197	18 675	9 888	SWEDEN	17 173	48 055	25 594
ISRAEL	704	4 507	2 416	FINLAND	3 252	9 891	5 221
JORDAN	49	236	132	SWITZERLAND	45 502	152 181	81 020
SAUDI ARABIA	2 601	7 650	4 011	AUSTRIA	32 852	102 668	54 533
KUWAIT	60	243	131	MALTA	24	634	340
BAHRAIN	47	269	141	YUGOSLAVIA	4 503	4 426	2 360
QATAR	38	192	98	TURKEY	766	1 294	684
ARAB EMIRAT	85	416	220	POLAND	5 751	950	502
OMAN	32	348	179	CZECHOSLOVA	3 877	3 203	1 703
SOUTH YEMEN	25	86	43	HUNGARY	5 104	6 547	3 478
PAKISTAN	4 256	14 730	7 472	BULGARIA	47	95	50
INDIA	4 877	16 303	8 691	MOROCCO	25	82	42
BANGLADESH	199	136	72	TUNISIA	14	199	107
SRI LANKA	64	207	110	MALI	111	97	50
BURMA	8	82	44	ZIMBABWE	4	113	61
THAILAND	2 562	5 749	3 003	REP S AFRICA	231	524	277
INDONESIA	54 454	18 430	9 850	USA	67 610	213 380	113 423
MALAYSIA	631	6 437	3 436	CANADA	1 381	3 776	2 008
SINGAPORE	1 249	6 035	3 230	MEXICO	3 077	4 648	2 481
PHILIPPINES	1 369	1 669	906	COLOMBIA	6	204	117
CHINA	9 130	45 522	24 153	PERU	107	391	206
NORTH KOREA	893	505	254	BRAZIL	11 741	41 735	22 115
SOUTH KOREA	7 285	32 638	17 407	IRAN	173	243	132
JAPAN	8 957	43 342	23 188	ISRAEL	22	241	128
TAIWAN	5 970	12 215	6 465	SAUDI ARABIA	25	138	72
HONG KONG	897	5 234	2 785	KUWAIT	2	105	57
AUSTRALIA	3 663	13 651	7 238	ARAB EMIRAT	35	150	80
NEW ZEALAND	514	2 396	1 286	INDIA	2 532	12 377	6 596
				SINGAPORE	237	863	460
741 HEATING,COOLING EQUIP,PART				CHINA	4 714	729	379
IMPORTS	1 028 105	2 176 196	1 153 251	SOUTH KOREA	68	427	229

6 IMPORTS AND EXPORTS (SPECIAL TRADE) BY GROUPS OF THE SITC-REV. III AND BY COUNTRIES OF PRODUCTION AND CONSUMPTION 1989

GROUP COUNTRY	DT = 100 KG	1 000 DM	1 000 \$	GROUP COUNTRY	DT = 100 KG	1 000 DM	1 000 \$
JAPAN	7 023	29 575	15 759	PERU	173	1 815	967
TAIWAN	452	1 109	579	BRAZIL	8 672	38 716	20 544
HONG KONG	131	319	170	CHILE	2 497	9 544	5 084
AUSTRALIA	54	300	159	BOLIVIA	32	237	125
EXPORTS	1 075 246	4 855 171	2 586 590	PARAGUAY	9	135	72
FRANCE	159 324	774 923	413 231	URUGUAY	176	904	476
BELGIUM LUX	44 438	184 451	98 260	ARGENTINA	850	6 836	3 659
NETHERLANDS	70 451	258 480	137 516	CYPRUS	537	1 510	796
ITALY	117 667	609 354	324 614	LEBANON	498	2 590	1 373
UNTD KINGDOM	79 412	458 947	244 369	SYRIA	1 665	4 604	2 475
IRELAND	16 804	21 483	11 451	IRAQ	8 830	33 849	18 155
DENMARK	19 143	66 440	35 318	IRAN	5 854	32 991	17 640
GREECE	13 201	31 377	16 757	ISRAEL	3 335	12 634	6 715
PORTUGAL	4 089	19 852	10 507	JORDAN	1 079	3 611	1 922
SPAIN	29 200	126 779	67 479	SAUDI ARABIA	9 367	33 785	17 985
CANARY IS	155	1 022	538	KUWAIT	2 008	8 960	4 787
CEUTA MEL	83	144	76	BAHRAIN	715	1 730	932
ICELAND	433	1 547	821	QATAR	354	2 871	1 519
NORWAY	12 645	60 622	32 732	ARAB EMIRAT	2 413	11 845	6 297
SWEDEN	61 308	306 488	163 247	OMAN	351	1 967	1 047
FINLAND	14 840	69 156	36 774	NORTH YEMEN	380	1 073	573
SWITZERLAND	62 246	197 904	105 221	SOUTH YEMEN	304	1 087	580
AUSTRIA	63 769	255 901	136 136	AFGHANISTAN	26	357	193
GIBRALTAR	16	58	32	PAKISTAN	545	2 918	1 553
MALTA	126	968	515	INDIA	8 189	42 953	23 611
YUGOSLAVIA	6 177	41 845	22 350	BANGLADESH	95	767	404
TURKEY	7 188	28 043	14 946	SRI LANKA	83	400	222
SOVIET UNION	10 039	45 965	24 486	NEPAL	28	245	130
POLAND	5 264	29 096	15 513	BURMA	5	74	38
CZECHOSLOVA	4 103	25 372	13 557	THAILAND	3 117	10 994	5 852
HUNGARY	11 020	43 680	23 206	VIETNAM	26	84	44
ROMANIA	76	817	450	KAMPUCHEA	93	167	90
BULGARIA	2 500	10 572	5 615	INDONESIA	1 884	9 611	5 095
MOROCCO	1 171	6 462	3 414	MALAYSIA	950	4 889	2 609
ALGERIA	7 850	27 340	14 545	BRUNEI	33	437	235
TUNISIA	1 805	7 270	3 861	SINGAPORE	5 049	25 331	13 527
LIBYA	8 723	31 713	16 986	PHILIPPINES	505	3 886	2 088
EGYPT	5 408	22 821	12 165	CHINA	4 672	24 403	12 962
SUDAN	181	1 188	624	NORTH KOREA	273	1 364	703
MAURITANIA	43	283	150	SOUTH KOREA	17 925	60 950	32 371
MALI	103	215	111	JAPAN	8 108	50 367	26 858
BURKINA FASO	176	349	186	TAIWAN	4 940	25 290	13 508
NIGER	22	279	146	HONG KONG	4 628	13 649	7 235
CHAD	151	281	151	AUSTRALIA	7 603	34 667	18 438
CAPE VERDE	13	68	35	PAPUA NEW G	7	61	31
SENEGAL	62	299	159	NEW ZEALAND	1 673	4 503	2 395
GAMBIA	29	144	76	743 PUMPS NES,CENTRIFUGS ETC			
GUIN BISSAU	94	248	130	IMPORTS	1 453 795	2 602 763	1 384 944
GUINEA	99	243	125	FRANCE	94 330	215 532	115 058
SIERRA LEONE	641	996	537	BELGIUM LUX	82 224	150 423	79 956
LIBERIA	222	866	457	NETHERLANDS	71 061	142 949	76 008
IVORY COAST	32	442	236	ITALY	302 729	335 165	178 336
GHANA	174	977	521	UNTD KINGDOM	95 885	285 399	152 087
TOGO	92	219	113	IRELAND	2 115	7 377	3 937
BENIN	83	155	85	DENMARK	149 316	107 819	57 504
NIGERIA	1 164	5 945	3 167	GREECE	239	3 246	1 747
CAMEROON	72	515	271	PORTUGAL	3 085	4 346	2 342
CENT AFR REP	14	60	32	SPAIN	77 214	117 621	62 705
GABON	109	611	332	CANARY IS	27	503	269
CONGO	25	97	51	ICELAND	12	69	37
ZAIRE	594	3 518	1 870	NORWAY	1 763	4 579	2 468
RWANDA	56	237	121	SWEDEN	38 127	84 006	44 717
BURUNDI	173	415	216	FINLAND	3 009	8 458	4 483
ANGOLA	166	688	373	SWITZERLAND	57 135	202 496	107 735
ETHIOPIA	218	869	451	AUSTRIA	152 941	210 889	111 846
DJIBOUTI	150	365	208	YUGOSLAVIA	45 916	46 986	24 925
SOMALIA	49	190	98	TURKEY	945	755	400
KENYA	561	2 568	1 371	SOVIET UNION	264	284	149
UGANDA	27	342	183	POLAND	28 333	6 189	3 294
TANZANIA	473	1 614	856	CZECHOSLOVA	5 330	2 154	1 149
MOZAMBIQUE	406	2 119	1 147	HUNGARY	5 454	3 586	1 917
MADAGASCAR	13	209	109	ROMANIA	467	180	94
MAURITIUS	383	1 026	542	TUNISIA	872	1 000	549
ZAMBIA	423	1 908	1 016	LIBYA	2	154	88
ZIMBABWE	123	799	429	ZAMBIA	30	496	276
MALAWI	10	74	38	ZIMBABWE	4	190	101
REP S AFRICA	6 756	38 645	20 566	REP S AFRICA	2 949	3 896	2 071
USA	86 461	425 005	226 000	USA	59 454	210 590	111 855
CANADA	4 637	22 776	12 100	CANADA	13 492	48 421	25 757
MEXICO	3 434	15 668	8 411	MEXICO	73	653	342
GUATEMALA	35	272	147	NICARAGUA	1	105	55
HONDURAS	7	153	81	VENEZUELA	40	208	113
EL SALVADOR	22	127	66	BRAZIL	1 199	5 073	2 692
NICARAGUA	132	877	477	CYPRUS	541	527	281
COSTA RICA	49	282	152	IRAN	14	150	86
PANAMA	20	176	95	ISRAEL	968	4 878	2 584
CUBA	389	1 833	980	SAUDI ARABIA	762	4 868	2 564
DOMINIC REP	19	158	81	BAHRAIN	15	206	108
MARTINIQUE	14	117	61	QATAR	27	667	342
JAMAICA	4	80	44	ARAB EMIRAT	124	1 020	539
TRINIDAD TOB	34	425	227	INDIA	169	859	471
NETH ANTILL	71	341	180	THAILAND	1 878	4 887	2 605
COLOMBIA	684	5 237	2 811	MALAYSIA	118	145	76
VENEZUELA	1 398	8 363	4 503	BRUNEI	465	283	154
ECUADOR	2 056	4 714	2 076				

6 IMPORTS AND EXPORTS (SPECIAL TRADE) BY GROUPS OF THE SITC-REV. III AND BY COUNTRIES OF PRODUCTION AND CONSUMPTION 1989

GROUP COUNTRY	DT = 100 KG	1 000 DM	1 000 \$	GROUP COUNTRY	DT = 100 KG	1 000 DM	1 000 \$
SINGAPORE	37 412	26 053	13 878	MARTINIQUE	54	191	100
PHILIPPINES	88	202	113	JAMAICA	244	411	220
CHINA	7 452	6 268	3 280	BARBADOS	21	79	42
SOUTH KOREA	2 150	6 713	3 573	TRINIDAD TOB	21	299	156
JAPAN	86 503	311 233	165 578	NETH ANTILL	29	196	107
TAIWAN	16 549	18 150	9 619	COLOMBIA	3 191	4 279	2 293
HONG KONG	2 123	1 971	1 037	VENEZUELA	3 614	16 130	8 713
AUSTRALIA	153	1 178	620	FRENCH GUIAN	199	549	309
NEW ZEALAND	46	152	77	ECUADOR	100	1 164	608
NEW CALEDON	12	118	64	PERU	1 404	3 483	1 825
EXPORTS	2 284 849	5 833 524	3 106 244	BRAZIL	6 185	36 225	19 300
FRANCE	252 762	630 226	335 645	CHILE	3 425	9 608	5 106
BELGIUM LUX	187 387	353 575	188 278	BOLIVIA	179	710	378
NETHERLANDS	173 225	419 211	223 296	PARAGUAY	118	354	183
ITALY	155 891	485 165	258 225	URUGUAY	547	2 055	1 087
UNITED KINGDOM	192 599	433 575	230 689	ARGENTINA	2 470	20 133	10 648
IRELAND	6 890	24 220	12 907	CYPRUS	1 060	2 392	1 267
DENMARK	139 321	192 288	102 495	LEBANON	593	1 088	587
GREECE	23 319	51 976	27 591	SYRIA	1 191	4 297	2 282
PORTUGAL	13 098	35 095	18 716	IRAQ	6 906	28 361	15 249
SPAIN	85 785	199 770	106 455	IRAN	19 507	34 242	18 515
CANARY IS	938	4 516	2 421	ISRAEL	7 977	25 347	13 562
CEUTA MEL	71	148	78	JORDAN	703	3 089	1 652
ICELAND	1 836	3 457	1 808	SAUDI ARABIA	7 815	29 551	15 849
NORWAY	20 683	59 112	31 307	KUWAIT	1 276	5 000	2 667
SWEDEN	145 313	268 666	143 082	BAHRAIN	315	1 517	805
FINLAND	38 132	92 452	49 242	QATAR	336	4 596	2 440
SWITZERLAND	122 263	334 299	177 826	ARAB EMIRAT	2 251	12 605	6 680
AUSTRIA	150 683	331 231	176 162	OMAN	441	2 903	1 543
ANDORRA	28	64	34	NORTH YEMEN	215	684	358
MALTA	600	1 437	765	SOUTH YEMEN	81	325	174
YUGOSLAVIA	39 064	75 214	39 949	AFGHANISTAN	1 925	1 706	914
TURKEY	11 291	39 294	20 936	PAKISTAN	3 025	9 678	5 151
SOVIET UNION	24 256	103 658	55 705	INDIA	8 395	47 809	25 397
POLAND	9 525	45 388	24 139	BANGLADESH	203	771	405
CZECHOSLOVAKIA	10 876	47 151	25 317	MALDIVES	41	240	127
HUNGARY	11 301	40 477	21 644	SRI LANKA	149	1 017	541
ROMANIA	241	3 675	1 906	NEPAL	50	250	137
BULGARIA	2 809	12 668	6 732	BURMA	48	259	134
ALBANIA	460	645	338	THAILAND	7 021	22 974	12 286
MOROCCO	1 590	4 787	2 560	VIETNAM	62	223	120
ALGERIA	3 467	11 427	6 091	INDONESIA	5 846	24 885	13 209
TUNISIA	760	2 736	1 459	MALAYSIA	3 057	10 994	5 821
LIBYA	2 422	16 276	8 687	BRUNEI	10	170	87
EGYPT	8 475	24 839	13 177	SINGAPORE	11 826	54 252	28 873
SUDAN	536	1 197	637	PHILIPPINES	1 268	7 463	4 004
MAURITANIA	28	143	73	MONGOLIA	10	112	60
MALI	60	149	76	CHINA	23 598	81 744	43 480
BURKINA FASO	124	393	213	NORTH KOREA	309	1 414	753
CHAD	46	98	51	SOUTH KOREA	18 062	80 932	43 155
SENEGAL	355	572	307	JAPAN	10 056	76 990	40 992
GUINEA	137	398	212	TAIWAN	15 448	48 716	25 965
LIBERIA	125	612	318	HONG KONG	5 709	17 267	9 142
IVORY COAST	132	565	301	MACAO	2	73	40
GHANA	452	1 926	1 053	AUSTRALIA	31 732	71 931	38 346
TOGO	55	451	234	PAPUA NEW G	6	79	42
BENIN	169	317	164	NEW ZEALAND	4 146	9 497	5 020
NIGERIA	4 979	9 485	5 086	NEW CALEDON	64	388	196
CAMEROON	215	502	267	FR POLYNESIA	57	327	172
CENT AFR REP	44	97	52	744 MECHANICAL HANDLING EQUIP			
GABON	68	231	119	IMPORTS	1 915 729	1 875 132	999 134
CONGO	196	467	248	FRANCE	418 536	288 963	154 231
ZAIRE	570	1 749	924	BELGIUM LUX	86 789	81 602	43 523
RWANDA	49	252	133	NETHERLANDS	158 537	206 138	109 893
BURUNDI	47	303	166	ITALY	191 410	175 372	93 443
ANGOLA	195	1 250	668	UNITED KINGDOM	131 751	159 017	84 884
ETHIOPIA	896	2 258	1 169	IRELAND	16 138	12 335	6 543
SOMALIA	21	138	73	DENMARK	61 304	75 778	40 361
KENYA	551	2 727	1 455	GREECE	2 274	995	532
UGANDA	141	451	234	PORTUGAL	9 053	2 615	1 396
TANZANIA	388	1 099	585	SPAIN	28 896	33 156	17 654
MOZAMBIQUE	38	172	89	NORWAY	18 171	18 592	9 858
MADAGASCAR	81	311	155	SWEDEN	119 529	164 941	88 046
REUNION	76	252	128	FINLAND	30 357	44 971	23 955
MAURITIUS	980	3 072	1 616	SWITZERLAND	53 549	125 963	67 213
ZAMBIA	351	4 795	2 509	AUSTRIA	196 161	222 322	118 224
ZIMBABWE	423	1 303	681	YUGOSLAVIA	25 935	18 355	9 789
MALAWI	19	90	46	TURKEY	8 029	2 100	1 111
REP S AFRICA	16 676	65 072	34 603	SOVIET UNION	3 780	3 020	1 610
BOTSWANA	99	203	111	POLAND	31 191	4 961	2 631
LESOTHO	75	388	199	CZECHOSLOVAKIA	15 980	5 530	2 941
USA	166 357	470 676	250 352	HUNGARY	54 480	14 371	7 608
CANADA	13 012	43 166	22 981	ROMANIA	2 580	596	321
MEXICO	12 155	34 897	18 400	BULGARIA	12 471	3 255	1 731
GUATEMALA	231	633	328	EGYPT	479	181	99
EL SALVADOR	31	169	91	REP S AFRICA	1 444	550	289
NICARAGUA	23	167	91	USA	42 490	55 776	29 704
COSTA RICA	150	379	195	CANADA	2 339	2 187	1 160
PANAMA	118	307	164	BAHAMAS	250	77	41
CUBA	977	5 330	2 816	BRAZIL	6 821	3 979	2 114
HAITI	73	179	93	IRAN	84	96	52
BAHAMAS	5	79	43	ISRAEL	77	282	149
DOMINIC REP	68	382	203	ARAB EMIRAT	400	101	55
GUADELOUPE	103	318	166	SRI LANKA	52	223	118
ANTIGUA	4	85	45				

6 IMPORTS AND EXPORTS (SPECIAL TRADE) BY GROUPS OF THE SITC-REV. III AND BY COUNTRIES OF PRODUCTION AND CONSUMPTION 1989

GROUP COUNTRY	DT = 100 KG	1 000 DM	1 000 \$	GROUP COUNTRY	DT = 100 KG	1 000 DM	1 000 \$
THAILAND	610	122	65	NETH ANTILL	60	218	117
SINGAPORE	352	640	349	COLOMBIA	2 234	6 938	3 669
CHINA	28 165	9 019	4 785	VENEZUELA	4 324	9 881	5 178
SOUTH KOREA	189	324	173	SURINAME	61	68	39
JAPAN	136 175	128 451	68 123	FRENCH GUIAN	51	74	40
TAIWAN	18 164	7 643	4 076	ECUADOR	76	343	180
HONG KONG	315	224	121	PERU	861	1 598	825
EXPORTS	4 014 280	5 596 229	2 978 860	BRAZIL	3 308	9 077	4 790
FRANCE	603 824	792 706	422 493	CHILE	3 440	5 320	2 806
BELGIUM LUX	324 319	380 126	201 746	BOLIVIA	103	373	196
NETHERLANDS	367 380	449 569	239 301	PARAGUAY	90	106	55
ITALY	262 284	337 168	179 293	URUGUAY	1 081	751	393
UNITED KINGDOM	483 041	652 743	346 698	ARGENTINA	3 282	5 633	2 996
IRELAND	16 840	21 969	11 781	CYPRUS	727	1 320	700
DENMARK	69 620	97 307	51 795	LEBANON	448	773	411
GREECE	34 389	43 246	22 959	SYRIA	860	2 017	1 063
PORTUGAL	44 055	41 967	22 387	IRAQ	13 389	26 736	14 268
SPAIN	211 977	235 348	125 207	IRAN	9 774	20 200	10 880
CANARY IS	4 924	5 854	3 092	ISRAEL	15 136	26 414	14 061
CEUTA MEL	15	190	101	JORDAN	1 502	2 896	1 545
ICELAND	5 668	5 096	2 702	SAUDI ARABIA	20 893	36 159	19 501
NORWAY	33 118	52 163	27 773	KUWAIT	3 110	5 074	2 721
SWEDEN	145 888	196 466	104 799	BAHRAIN	1 842	3 251	1 807
FINLAND	56 530	92 933	49 394	QATAR	349	689	365
SWITZERLAND	302 392	420 757	224 157	ARAB EMIRAT	4 663	5 004	2 645
AUSTRIA	241 943	337 118	179 431	OMAN	443	945	502
MALTA	868	1 068	568	NORTH YEMEN	231	461	250
YUGOSLAVIA	12 759	31 745	16 814	SOUTH YEMEN	165	1 522	831
TURKEY	29 597	45 612	24 284	AFGHANISTAN	47	78	41
SOVIET UNION	64 679	146 957	78 229	PAKISTAN	1 663	3 372	1 812
POLAND	16 528	38 090	20 208	INDIA	8 378	18 468	9 878
CZECHOSLOVAKIA	21 136	41 640	22 434	BANGLADESH	1 694	2 757	1 440
HUNGARY	12 943	26 308	14 180	SRI LANKA	130	322	168
ROMANIA	1 369	1 647	857	NEPAL	70	200	105
BULGARIA	2 450	4 456	2 365	BURMA	134	570	305
ALBANIA	250	322	171	THAILAND	13 379	21 392	11 368
MOROCCO	6 889	9 993	5 324	VIETNAM	27	123	61
ALGERIA	18 955	28 648	15 427	INDONESIA	9 870	8 166	4 333
TUNISIA	2 196	3 319	1 763	MALAYSIA	3 251	6 323	3 385
LIBYA	2 555	5 367	2 894	BRUNEI	227	351	182
EGYPT	3 704	9 625	5 119	SINGAPORE	11 156	20 214	10 748
SUDAN	716	904	477	PHILIPPINES	6 023	11 029	5 856
MAURITANIA	513	402	215	MONGOLIA	147	193	103
MALI	585	688	374	CHINA	22 238	52 505	27 964
BURKINA FASO	42	110	58	NORTH KOREA	884	1 596	840
SENEGAL	152	139	69	SOUTH KOREA	20 739	66 275	35 384
GUIN BISSAU	330	209	115	JAPAN	27 861	43 797	23 347
GUINEA	398	608	326	TAIWAN	35 963	72 837	38 677
SIERRA LEONE	78	175	93	HONG KONG	20 537	23 059	12 205
LIBERIA	847	1 371	721	MACAO	564	1 066	579
IVORY COAST	915	1 149	615	AUSTRALIA	43 654	67 733	36 018
GHANA	1 522	2 861	1 577	PAPUA NEW G	105	221	114
Togo	354	515	276	NEW ZEALAND	1 357	3 356	1 810
BENIN	1 736	2 475	1 324	NEW CALEDON	250	415	219
NIGERIA	3 247	5 425	2 924	FIJI	67	80	44
CAMEROON	1 701	1 795	958	FR POLYNESIA	19	75	41
GABON	78	112	59	745 OTH.NONELEC MCH, TOOL, NES			
CONGO	149	261	140	IMPORTS	580 935	1 749 369	931 420
ZAIRE	1 875	2 209	1 155	FRANCE	52 962	121 999	64 981
RWANDA	64	82	43	BELGIUM LUX	18 236	35 998	19 161
BURUNDI	44	85	45	NETHERLANDS	66 234	167 021	88 939
ANGOLA	295	793	415	ITALY	104 140	307 206	163 358
ETHIOPIA	743	1 326	696	UNITED KINGDOM	34 554	167 073	88 799
SOMALIA	367	677	370	IRELAND	12 341	12 376	6 600
KENYA	2 950	3 968	2 132	DENMARK	34 382	88 484	47 150
UGANDA	110	241	126	GREECE	277	684	381
TANZANIA	323	814	433	PORTUGAL	217	279	146
SEYCHELLES	171	218	112	SPAIN	7 618	14 232	7 580
MOZAMBIQUE	715	809	425	ICELAND	1	68	37
MADAGASCAR	47	95	49	NORWAY	3 242	5 640	2 998
REUNION	1 514	1 383	734	SWEDEN	28 502	101 198	54 088
MAURITIUS	71	185	99	FINLAND	16 957	23 453	12 506
ZAMBIA	666	2 941	1 562	SWITZERLAND	62 544	295 968	157 822
ZIMBABWE	1 186	587	311	AUSTRIA	46 541	82 411	43 890
MALAWI	48	63	34	MALTA	10	165	90
REP S AFRICA	21 426	39 946	21 102	YUGOSLAVIA	4 512	3 918	2 091
BOTSWANA	16	109	54	SOVIET UNION	925	4 377	2 352
LESOTHO	7	67	36	POLAND	5 413	3 259	1 738
USA	180 543	277 684	147 845	CZECHOSLOVAKIA	8 212	3 289	1 749
CANADA	37 538	53 912	28 764	HUNGARY	4 509	2 953	1 579
MEXICO	16 602	23 122	12 301	BULGARIA	120	144	77
BERMUDA	230	400	214	EGYPT	100	68	36
GUATEMALA	160	311	168	REP S AFRICA	3 010	1 711	906
EL SALVADOR	65	124	63	USA	30 165	180 165	95 924
NICARAGUA	541	145	77	CANADA	1 936	3 383	1 783
COSTA RICA	148	454	239	MEXICO	530	838	439
PANAMA	30	136	72	BRAZIL	1 771	5 502	2 895
CUBA	1 103	2 120	1 077	ISRAEL	778	2 202	1 175
HAITI	23	80	40	INDIA	160	263	142
DOMINIC REP	1 252	510	272	THAILAND	95	230	118
GUADELOUPE	927	352	178	INDONESIA	367	453	245
MARTINIQUE	625	373	190	SINGAPORE	117	573	296
JAMAICA	78	266	147	CHINA	1 653	2 812	1 483
BARBADOS	34	66	32	SOUTH KOREA	1 019	1 921	1 018
TRINIDAD TOB	106	1 989	1 083				

6 IMPORTS AND EXPORTS (SPECIAL TRADE) BY GROUPS OF THE SITC-REV. III AND BY COUNTRIES OF PRODUCTION AND CONSUMPTION 1989

GROUP COUNTRY	DT = 100 KG	1 000 DM	1 000 \$	GROUP COUNTRY	DT = 100 KG	1 000 DM	1 000 \$
JAPAN	12 209	77 307	41 092	MARTINIQUE	139	717	380
TAIWAN	10 904	19 914	10 544	JAMAICA	223	1 396	733
HONG KONG	2 946	7 862	4 169	ST LUCIA	9	142	75
AUSTRALIA	170	1 379	725	ST VINCENT	7	125	67
EXPORTS	1 703 241	6 990 803	3 721 937	BARBADOS	288	1 016	525
FRANCE	214 508	802 590	427 088	TRINIDAD TDB	78	681	359
BELGIUM-LUX	94 800	331 467	176 723	NETH ANTILL	35	189	95
NETHERLANDS	130 656	469 923	250 552	COLOMBIA	1 830	15 274	8 197
ITALY	77 479	347 700	185 109	VENEZUELA	2 517	18 727	9 927
UNITD KINGDOM	151 246	581 395	308 970	GUYANA	33	155	87
IRELAND	12 780	33 415	17 644	SURINAME	78	261	138
DENMARK	30 045	125 209	66 482	FRENCH GUIAN	104	598	314
GREECE	11 227	50 344	27 053	ECUADOR	867	4 894	2 720
PORTUGAL	9 907	48 211	25 765	PERU	516	3 304	1 757
SPAIN	46 169	233 936	124 592	BRAZIL	2 088	16 788	9 003
CANARY IS	1 517	7 130	3 757	CHILE	2 762	12 625	6 763
CEUT. MEL	4	71	36	BOLIVIA	149	989	522
ICELAND	725	3 582	1 896	PARAGUAY	119	636	344
NORWAY	25 433	82 119	43 605	URUGUAY	281	1 309	703
SWEDEN	56 821	185 013	99 058	ARGENTINA	1 037	6 648	3 491
FINLAND	60 870	164 279	87 337	CYPRUS	1 248	5 024	2 696
SWITZERLAND	96 371	396 761	211 406	LEBANON	1 668	1 207	648
AUSTRIA	117 005	350 310	186 485	SYRIA	389	1 625	879
ANDORRA	91	175	93	IRAQ	3 418	11 954	6 366
GIBRALTAR	14	64	36	IRAN	9 076	32 416	17 352
MALTA	1 405	3 163	1 660	ISRAEL	5 032	28 520	15 224
YUGOSLAVIA	16 481	98 293	52 380	JORDAN	355	2 516	1 310
TURKEY	28 094	65 690	35 256	SAUDI ARABIA	7 039	31 161	16 507
SOVIET UNION	20 090	167 464	89 856	KUWAIT	1 750	6 848	3 633
POLAND	15 073	83 960	44 688	BAHRAIN	396	1 701	905
CZECHOSLOVA	13 587	83 552	45 306	QATAR	172	865	450
HUNGARY	13 479	70 206	37 372	ARAB EMIRAT	2 251	6 903	3 655
ROMANIA	136	940	525	OMAN	270	1 232	640
BULGARIA	4 318	28 918	15 385	NORTH YEMEN	750	6 184	3 326
MOROCCO	2 158	11 076	5 929	SOUTH YEMEN	99	1 766	931
ALGERIA	1 627	11 267	5 948	AFGHANISTAN	599	872	470
TUNISIA	682	4 832	2 635	PAKISTAN	1 882	7 497	3 953
LIBYA	4 358	20 009	10 596	INDIA	3 487	21 995	11 746
EGYPT	5 538	27 159	14 418	BANGLADESH	562	958	517
SUDAN	376	2 111	1 100	SRI LANKA	324	3 770	1 997
MAURITANIA	106	258	138	NEPAL	26	220	114
MALI	6	88	46	BURMA	41	245	128
BURKINA FASO	130	641	342	THAILAND	9 590	35 278	18 822
NIGER	31	213	116	VIETNAM	38	597	318
CHAD	35	93	47	INDONESIA	7 847	29 173	15 561
CAPE VERDE	80	343	182	MALAYSIA	2 491	17 617	9 362
SENEGAL	55	301	162	BRUNEI	455	1 067	567
GUINEA	184	290	152	SINGAPORE	9 150	40 191	21 370
SIERRA LEONE	18	107	60	PHILIPPINES	14 209	47 679	24 841
LIBERIA	284	1 570	839	CHINA	24 849	125 689	66 570
IVORY COAST	526	3 080	1 628	NORTH KOREA	33	437	226
GHANA	499	2 533	1 352	SOUTH KOREA	18 035	105 953	56 276
TOGO	80	713	377	JAPAN	31 082	214 770	114 462
BENIN	146	277	144	TAIWAN	9 695	49 659	26 307
NIGERIA	1 602	12 314	6 508	HONG KONG	4 603	23 774	12 600
CAMEROON	945	5 547	2 950	MACAO	4	77	41
CENT AFR REP	10	189	102	AUSTRALIA	23 802	116 765	61 905
EQUAT GUINEA	12	86	46	PAPUA NEW G	103	682	364
GABON	222	1 335	705	AUST OCEANIA	8	88	46
CONGO	87	902	480	NEW ZEALAND	2 139	13 014	6 921
ZAIRE	539	2 512	1 330	NEW CALEDON	204	1 096	572
RWANDA	141	1 120	596	FIJI	8	65	33
BURUNDI	24	130	70	WEST SAMOA	32	129	66
ANGOLA	116	573	305	FR POLYNESIA	333	1 812	954
ETHIOPIA	155	894	462	746 BALL OR ROLLER BEARINGS			
DJIBOUTI	86	232	128	IMPORTS	805 371	1 619 862	863 496
SOMALIA	86	227	119	FRANCE	137 613	278 667	148 651
KENYA	3 010	19 401	10 340	BELGIUM LUX	2 819	6 855	3 638
UGANDA	463	2 276	1 203	NETHERLANDS	64 911	79 582	42 407
TANZANIA	2 467	4 573	2 467	ITALY	133 142	267 991	143 038
SEYCHELLES	146	350	186	UNITD KINGDOM	60 514	164 329	87 689
MOZAMBIQUE	18	222	116	IRELAND	2 302	3 212	1 710
MADAGASCAR	28	297	156	DENMARK	976	1 518	808
REUNION	189	1 686	891	GREECE	56	80	42
MAURITIUS	2 118	7 282	3 792	PORTUGAL	7 992	27 476	14 704
ZAMBIA	398	3 149	1 702	SPAIN	14 022	27 870	14 893
ZIMBABWE	1 368	5 077	2 650	NORWAY	250	258	134
MALAWI	78	724	398	SWEDEN	44 520	93 010	49 661
REP S AFRICA	15 983	70 543	37 522	FINLAND	240	511	269
BOTSWANA	13	200	107	SWITZERLAND	11 954	65 250	34 742
SWAZILAND	128	437	239	AUSTRIA	63 333	108 390	57 930
USA	137 016	649 033	345 362	YUGOSLAVIA	2 951	2 831	1 517
CANADA	44 509	150 185	79 887	TURKEY	185	413	219
MEXICO	8 058	45 190	24 204	SOVIET UNION	7 476	6 347	3 372
GUATEMALA	544	3 179	1 675	POLAND	7 844	8 355	4 451
BELIZE	6	124	62	CZECHOSLOVA	12 622	11 629	6 251
HONDURAS	70	490	260	HUNGARY	18 662	18 912	10 046
EL SALVADOR	203	777	417	ROMANIA	19 129	24 696	13 130
NICARAGUA	151	144	77	BULGARIA	295	393	211
COSTA RICA	360	2 246	1 203	REP S AFRICA	102	393	219
PANAMA	64	906	478	USA	23 497	90 888	48 462
CUBA	453	2 328	1 242	CANADA	4 120	9 780	5 208
DOMINIC REP	1 211	1 379	724	MEXICO	37	866	437
GUADELOUPE	108	500	262	BRAZIL	15 254	24 178	12 828
DOMINICA	19	108	55				

6 IMPORTS AND EXPORTS (SPECIAL TRADE) BY GROUPS OF THE SITC-REV. III AND BY COUNTRIES OF PRODUCTION AND CONSUMPTION 1989

GROUP COUNTRY	DT = 100 KG	1 000 DM	1 000 \$	GROUP COUNTRY	DT = 100 KG	1 000 DM	1 000 \$
ARGENTINA	79	148	82	BANGLADESH	53	359	192
SYRIA	69	154	79	SRI LANKA	76	211	109
ISRAEL	4	68	36	NEPAL	68	108	58
SAUDI ARABIA	15	90	47	BURMA	24	157	86
INDIA	592	275	147	THAILAND	161	727	389
THAILAND	445	8 519	4 511	INDONESIA	218	890	473
MALAYSIA	12	210	113	MALAYSIA	81	429	222
SINGAPORE	76	985	524	SINGAPORE	30 128	65 395	34 859
CHINA	16 986	14 600	7 808	PHILIPPINES	69	455	245
SOUTH KOREA	157	143	73	CHINA	3 088	11 707	6 211
JAPAN	117 418	250 748	133 165	NORTH KOREA	127	226	118
TAIWAN	11 338	16 609	8 838	SOUTH KOREA	15 040	34 647	18 437
HONG KONG	388	453	245	JAPAN	10 440	37 800	20 106
AUSTRALIA	931	2 108	1 122	TAIWAN	1 799	11 422	6 071
EXPORTS	1 092 165	2 791 819	1 486 244	HONG KONG	355	2 519	1 347
FRANCE	156 218	333 469	177 547	AUSTRALIA	9 764	26 049	13 922
BELGIUM LUX	37 749	99 394	52 913	NEW ZEALAND	62	294	151
NETHERLANDS	29 019	77 321	41 208	747 TAPS, COCKS, VALVES, ETC.			
ITALY	195 404	454 865	241 879	IMPORTS	674 509	1 770 670	941 956
UNITED KINGDOM	88 627	232 171	123 600	FRANCE	99 686	239 538	127 370
IRELAND	566	1 728	921	BELGIUM LUX	29 646	55 124	29 285
DENMARK	12 122	35 452	18 877	NETHERLANDS	45 015	112 511	59 901
GREECE	3 316	11 726	6 246	ITALY	188 454	354 336	188 665
PORTUGAL	5 918	20 143	10 684	UNITED KINGDOM	36 987	143 091	75 995
SPAIN	49 079	129 970	69 189	IRELAND	485	5 744	3 041
CANARY IS	11	73	35	DENMARK	38 158	128 746	68 506
ICELAND	103	405	203	GREECE	1 361	1 750	938
NORWAY	4 216	12 474	6 646	PORTUGAL	2 429	1 533	815
SWEDEN	61 354	139 874	74 461	SPAIN	22 314	32 043	17 068
FINLAND	12 512	30 870	16 420	CEUTA MEL	4	165	83
SWITZERLAND	38 834	133 834	71 250	NORWAY	1 777	3 551	1 912
AUSTRIA	57 806	129 107	68 644	SWEDEN	14 998	56 334	29 926
MALTA	55	139	70	FINLAND	8 615	27 180	14 416
YUGOSLAVIA	22 483	64 833	34 481	SWITZERLAND	40 760	223 555	118 869
TURKEY	9 218	26 667	14 225	AUSTRIA	37 035	79 696	42 401
SOVIET UNION	4 773	19 093	10 191	MALTA	6	74	40
POLAND	15 019	36 287	19 269	YUGOSLAVIA	26 673	27 002	14 351
CZECHOSLOVAKIA	6 174	19 933	10 550	TURKEY	286	434	226
HUNGARY	6 741	22 767	12 096	SOVIET UNION	225	168	91
ROMANIA	413	1 908	1 001	POLAND	6 463	3 944	2 107
BULGARIA	4 277	17 867	9 687	CZECHOSLOVAKIA	20 831	9 017	4 779
ALBANIA	310	642	344	HUNGARY	8 635	18 085	9 614
MOROCCO	432	1 427	759	BULGARIA	506	440	236
ALGERIA	549	2 020	1 065	LIBYA	130	897	466
TUNISIA	370	1 099	594	EGYPT	49	341	181
LIBYA	169	928	492	REP S AFRICA	288	881	468
EGYPT	1 153	3 732	2 012	USA	20 397	156 325	83 126
SUDAN	21	122	61	CANADA	1 029	4 575	2 457
LIBERIA	183	785	416	GREENLAND		58	31
IVORY COAST	93	350	189	MEXICO	185	344	190
GHANA	21	130	67	BRAZIL	1 301	6 152	3 291
NIGERIA	474	1 368	728	ARGENTINA	30	135	75
CAMEROON	18	92	47	ISRAEL	709	1 593	842
ZAIRE	161	448	231	SAUDI ARABIA	8	92	46
ANGOLA	27	201	108	INDIA	412	781	408
ETHIOPIA	6	84	49	SINGAPORE	13	95	51
KENYA	114	530	270	PHILIPPINES	48	417	227
UGANDA	12	93	49	CHINA	1 329	1 063	572
TANZANIA	56	173	90	SOUTH KOREA	3 113	5 905	3 130
MADAGASCAR	21	131	72	JAPAN	9 655	55 528	29 682
ZAMBIA	19	109	59	TAIWAN	4 290	9 909	5 277
ZIMBABWE	43	270	142	HONG KONG	81	185	91
REP S AFRICA	17 716	47 413	25 241	AUSTRALIA	22	916	485
BOTSWANA	47	66	36	NEW ZEALAND	9	156	85
USA	108 693	285 391	152 092	EXPORTS	1 110 010	4 195 979	2 232 115
CANADA	19 894	48 214	25 661	FRANCE	158 707	538 984	286 321
MEXICO	3 045	10 837	5 743	BELGIUM LUX	73 033	260 617	138 721
PANAMA	1 229	3 303	1 762	NETHERLANDS	125 472	393 111	209 087
CUBA	789	1 748	949	ITALY	112 915	389 574	207 128
TRINIDAD TOB	10	89	45	UNITED KINGDOM	72 153	250 196	132 997
COLOMBIA	514	1 995	1 068	IRELAND	1 100	8 738	4 672
VENEZUELA	2 082	6 783	3 616	DENMARK	27 540	101 747	54 095
ECUADOR	29	520	270	GREECE	11 519	41 139	21 985
PERU	121	810	426	PORTUGAL	4 373	19 869	10 591
BRAZIL	16 971	57 953	30 862	SPAIN	25 881	111 938	59 599
CHILE	386	1 837	984	CANARY IS	593	2 299	1 224
PARAGUAY	69	170	89	ICELAND	1 253	2 960	1 557
URUGUAY	81	240	122	NORWAY	14 044	58 881	31 397
ARGENTINA	1 848	5 886	3 129	SWEDEN	28 078	131 437	69 981
CYPRUS	17	111	59	FINLAND	15 633	69 426	36 973
LEBANON	84	240	127	SWITZERLAND	69 014	271 395	144 402
SYRIA	376	1 111	594	AUSTRIA	89 934	333 004	177 196
IRAQ	401	1 917	1 028	ANDORRA	42	123	65
IRAN	1 897	7 982	4 296	MALTA	564	1 789	950
ISRAEL	1 177	6 022	3 184	YUGOSLAVIA	7 685	41 461	22 085
JORDAN	267	810	435	TURKEY	5 415	19 326	10 346
SAUDI ARABIA	788	3 138	1 681	SOVIET UNION	19 318	67 749	35 924
KUWAIT	541	1 690	906	POLAND	6 308	24 856	13 281
BAHRAIN	21	123	66	CZECHOSLOVAKIA	3 911	24 741	13 281
QATAR	12	102	58	HUNGARY	6 453	33 611	17 758
ARAB EMIRAT	2 603	6 158	3 259	ROMANIA	106	792	441
OMAN	21	197	103	BULGARIA	2 164	8 793	4 664
NORTH YEMEN	6	93	49				
PAKISTAN	1 323	2 606	1 392				
INDIA	11 226	25 162	13 484				

6 IMPORTS AND EXPORTS (SPECIAL TRADE) BY GROUPS OF THE SITC-REV. III AND BY COUNTRIES OF PRODUCTION AND CONSUMPTION 1989

GROUP COUNTRY	DT = 100 KG	1 000 DM	1 000 \$	GROUP COUNTRY	DT = 100 KG	1 000 DM	1 000 \$
MOROCCO	561	2 442	1 291	BELGIUM LUX	27 501	54 440	29 051
ALGERIA	2 096	10 963	5 779	NETHERLANDS	74 761	54 577	29 083
TUNISIA	201	1 211	637	ITALY	236 989	206 135	109 670
LIBYA	3 310	15 471	8 270	UNITED KINGDOM	73 737	97 216	51 751
EGYPT	7 677	17 993	9 549	IRELAND	301	1 828	960
SUDAN	12	103	54	DENMARK	20 370	18 564	9 881
MAURITANIA	3	85	48	GREECE	372	458	242
NIGER	266	87	48	PORTUGAL	2 509	1 328	702
CHAD	91	105	54	SPAIN	94 408	58 586	31 196
SENEGAL	152	307	162	NORWAY	2 161	1 631	878
LIBERIA	206	343	180	SWEDEN	49 960	39 989	21 287
IVORY COAST	28	132	64	FINLAND	3 856	10 498	5 604
GHANA	112	506	267	SWITZERLAND	61 223	147 825	78 707
BENIN	71	148	77	AUSTRIA	97 752	125 719	66 959
NIGERIA	803	2 265	1 211	MALTA	65	167	88
CAMEROON	30	99	53	YUGOSLAVIA	114 232	31 625	16 952
GABON	279	1 425	740	TURKEY	6 864	6 762	3 535
ZAIRE	134	353	183	SOVIET UNION	5 337	2 057	1 093
BURUNDI	426	264	136	POLAND	19 828	7 388	3 905
ANGOLA	56	218	113	CZECHOSLOVAKIA	9 287	3 217	1 707
ETHIOPIA	63	131	69	HUNGARY	14 145	10 206	5 423
KENYA	474	1 577	840	ROMANIA	3 516	4 904	2 592
UGANDA	39	288	152	BULGARIA	422	471	252
TANZANIA	678	613	316	EGYPT	10	69	34
MOZAMBIQUE	407	310	159	LIBERIA	447	84	46
MAURITIUS	63	233	121	ETHIOPIA		128	69
ZAMBIA	136	423	223	REP S AFRICA		375	216
ZIMBABWE	37	154	84	USA	42 839	111 611	59 372
REP S AFRICA	6 044	39 598	20 994	CANADA	2 153	9 221	4 861
USA	57 777	269 273	143 140	MEXICO	109	577	317
CANADA	11 350	38 002	20 174	BRAZIL	9 220	9 561	5 083
MEXICO	3 003	16 523	8 769	ARGENTINA	1 628	1 733	930
GUATEMALA	120	637	338	ISRAEL	417	611	327
EL SALVADOR	36	173	93	SAUDI ARABIA	101	295	159
COSTA RICA	33	184	96	ARAB EMIRAT	9	125	67
PANAMA	34	238	125	INDIA	2 337	1 235	654
CUBA	2	67	34	THAILAND	219	229	122
DOMINIC REP	15	82	44	SINGAPORE	1 945	8 174	4 345
GUADELOUPE	5	74	41	CHINA	39 099	14 636	7 823
MARTINIQUE	20	106	56	SOUTH KOREA	2 332	2 084	1 107
BARBADOS	18	93	53	JAPAN	81 074	139 066	74 048
TRINIDAD TOB	20	256	133	TAIWAN	7 196	5 594	2 961
NETH ANTILL	71	285	148	HONG KONG	746	573	299
COLOMBIA	1 841	6 192	3 442	AUSTRALIA	169	584	316
VENEZUELA	3 470	19 623	10 395	EXPORTS	2 558 829	4 032 122	2 145 854
ECUADOR	83	945	507	FRANCE	311 005	473 602	252 056
PERU	445	1 195	635	BELGIUM LUX	234 932	199 100	105 632
BRAZIL	2 753	22 243	11 839	NETHERLANDS	150 329	273 110	145 444
CHILE	2 965	7 020	3 692	ITALY	151 009	333 836	177 605
BOLIVIA	80	328	174	UNITED KINGDOM	249 958	356 680	189 989
URUGUAY	128	512	262	IRELAND	5 102	8 653	4 605
ARGENTINA	614	7 016	3 736	DENMARK	59 243	99 239	52 840
CYPRUS	1 074	3 376	1 792	GREECE	14 372	37 413	19 953
LEBANON	2 144	4 819	2 545	PORTUGAL	4 968	13 232	7 042
SYRIA	1 803	4 934	2 638	SPAIN	122 183	145 420	77 351
IRAQ	3 402	13 181	7 059	CANARY IS	95	587	315
IRAN	7 900	28 614	15 227	CEUTA MEL	78	303	167
ISRAEL	4 957	14 273	7 593	ICELAND	92	417	212
JORDAN	1 028	3 311	1 762	NORWAY	23 868	63 129	33 570
SAUDI ARABIA	22 675	57 101	30 351	SWEDEN	145 785	200 660	106 892
KUWAIT	5 547	13 850	7 391	FINLAND	44 140	83 230	44 365
BAHRAIN	497	1 442	762	SWITZERLAND	82 182	215 647	114 681
QATAR	407	1 235	651	AUSTRIA	226 296	261 677	139 331
ARAB EMIRAT	5 016	13 534	7 170	MALTA	159	859	458
OMAN	629	2 153	1 141	YUGOSLAVIA	15 443	48 329	25 824
NORTH YEMEN	156	216	114	TURKEY	7 312	20 228	10 738
AFGHANISTAN	16	93	50	SOVIET UNION	6 075	18 580	9 926
PAKISTAN	1 814	6 834	3 603	POLAND	6 604	20 963	11 166
INDIA	5 036	22 913	12 160	CZECHOSLOVAKIA	3 080	11 085	5 922
BANGLADESH	100	385	200	HUNGARY	11 572	21 864	11 597
SRI LANKA	70	353	190	ROMANIA	680	1 134	616
NEPAL	145	264	139	BULGARIA	2 381	8 699	4 671
BURMA	91	265	140	MOROCCO	793	3 965	2 110
THAILAND	3 664	11 505	6 113	ALGERIA	5 628	14 988	7 893
INDONESIA	1 562	4 732	2 511	TUNISIA	1 095	3 136	1 646
MALAYSIA	825	5 576	2 972	LIBYA	1 219	4 712	2 472
BRUNEI	216	591	315	EGYPT	2 247	7 429	3 954
SINGAPORE	5 037	19 366	10 334	SUDAN	160	582	305
PHILIPPINES	362	1 955	1 045	MAURITANIA	51	197	105
CHINA	2 797	19 369	10 447	SENEGAL	16	153	81
NORTH KOREA	120	1 051	542	GUINEA	31	102	56
SOUTH KOREA	7 441	28 075	14 895	LIBERIA	221	604	321
JAPAN	10 203	114 873	61 636	IVORY COAST	148	449	241
TAIWAN	7 143	30 553	16 196	GHANA	224	717	383
HONG KONG	4 981	18 914	10 048	TOGO	27	143	77
AUSTRALIA	7 161	41 233	21 911	NIGERIA	2 379	9 293	4 955
PAPUA NEW G	7	134	69	CAMEROON	14	136	68
NEW ZEALAND	1 061	5 891	3 131	GABON	29	171	99
AMER OCEANIA	3	84	44	ZAIRE	170	580	304
NEW CALEDON	16	140	75	ANGOLA	43	274	145
FR POLYNESIA	66	167	90	ETHIOPIA	55	255	133
748 TRANSMISSIONS SHAFTS ETC				KENYA	494	2 578	1 362
IMPORTS	1 218 055	1 329 747	707 931	UGANDA	99	364	186
FRANCE	105 705	137 175	73 063	TANZANIA	99	686	360
				MOZAMBIQUE	58	222	115

6 IMPORTS AND EXPORTS (SPECIAL TRADE) BY GROUPS OF THE SITC-REV. III AND BY COUNTRIES OF PRODUCTION AND CONSUMPTION 1989

GROUP COUNTRY	DT = 100 KG	1 000 DM	1 000 \$	GROUP COUNTRY	DT = 100 KG	1 000 DM	1 000 \$
MADAGASCAR	41	246	127	NIGERIA	20	57	30
MAURITIUS	313	517	272	UGANDA	30	160	81
ZAMBIA	31	315	165	ZIMBABWE	1	56	30
ZIMBABWE	257	1 015	540	REP S AFRICA	190	258	138
MALAWI	11	154	82	USA	9 038	60 034	31 883
REP S AFRICA	30 724	74 842	39 627	CANADA	868	10 398	5 490
USA	436 577	474 205	252 120	MEXICO	163	1 348	709
CANADA	18 610	38 002	20 293	NICARAGUA	8	64	34
MEXICO	35 508	36 275	19 279	BRAZIL	888	1 302	689
GUATEMALA	112	387	204	ARGENTINA	48	852	476
HONDURAS	18	86	46	ISRAEL	274	2 878	1 526
EL SALVADOR	32	179	92	SAUDI ARABIA	11	2 369	1 259
COSTA RICA	66	311	162	INDIA	243	394	208
PANAMA	24	104	53	INDONESIA	5	64	34
CUBA	230	1 183	623	MALAYSIA	9	153	77
HAITI	25	84	46	SINGAPORE	147	822	433
DOMINIC REP	17	99	50	CHINA	269	356	184
GUADELOUPE	14	98	50	SOUTH KOREA	491	1 361	712
DOMINICA	3	62	33	JAPAN	4 659	26 947	14 311
JAMAICA	43	122	67	TAIWAN	928	2 894	1 530
TRINIDAD TOB	74	705	372	HONG KONG	68	951	501
NETH ANTILL	15	303	162	AUSTRALIA	84	389	207
COLOMBIA	505	1 858	976	EXPORTS	964 552	2 646 648	1 409 544
VENEZUELA	3 952	12 333	6 558	FRANCE	106 488	335 278	178 701
ECUADOR	269	1 275	668	BELGIUM LUX	114 887	194 688	103 828
PERU	542	2 160	1 151	NETHERLANDS	98 745	222 427	118 445
BRAZIL	4 725	26 148	13 915	ITALY	50 223	172 580	91 711
CHILE	2 108	6 575	3 502	UNITD KINGDOM	90 310	214 759	114 277
BOLIVIA	117	565	313	IRELAND	2 341	14 417	7 698
PARAGUAY	32	206	106	DENMARK	59 822	79 537	42 304
URUGUAY	217	844	442	GREECE	3 499	13 519	7 217
ARGENTINA	1 709	7 754	4 123	PORTUGAL	3 499	15 949	8 458
CYPRUS	104	610	313	SPAIN	23 448	88 127	46 934
LEBANON	351	1 602	858	CANARY IS	151	1 015	528
SYRIA	1 107	3 535	1 865	CEUTA MEL	37	225	121
IRAQ	2 085	7 082	3 769	ICELAND	275	1 247	658
IRAN	5 537	22 837	12 178	NORWAY	11 255	30 634	16 256
ISRAEL	2 246	15 861	8 512	SWEDEN	41 883	103 643	55 362
JORDAN	639	2 671	1 415	FINLAND	11 896	35 621	18 998
SAUDI ARABIA	3 507	13 254	7 066	SWITZERLAND	83 872	229 197	121 924
KUWAIT	1 529	7 721	4 125	AUSTRIA	87 882	230 995	122 889
BAHRAIN	67	447	230	ANDORRA	22	119	66
QATAR	36	408	213	GIBRALTAR	19	103	55
ARAB EMIRAT	1 543	6 634	3 508	MALTA	412	6 147	3 261
OMAN	35	322	166	YUGOSLAVIA	7 394	26 707	14 173
NORTH YEMEN	33	159	85	TURKEY	2 716	12 549	6 671
AFGHANISTAN	66	111	59	SOVIET UNION	3 370	20 501	10 927
PAKISTAN	1 534	3 943	2 109	POLAND	3 530	15 279	8 126
INDIA	14 615	46 071	24 594	CZECHOSLOVA	3 405	14 670	7 872
BANGLADESH	97	644	335	HUNGARY	2 795	17 406	9 253
SRI LANKA	57	291	156	ROMANIA	154	1 272	691
THAILAND	2 572	7 990	4 202	BULGARIA	635	4 149	2 223
VIETNAM	12	116	62	ALBANIA	35	151	81
INDONESIA	3 014	6 760	3 607	MOROCCO	418	1 742	925
MALAYSIA	1 829	4 641	2 468	ALGERIA	1 239	6 599	3 518
BRUNEI	15	189	98	TUNISIA	448	2 267	1 200
SINGAPORE	15 498	45 431	24 216	LIBYA	1 682	6 208	3 307
PHILIPPINES	418	1 147	611	EGYPT	3 052	8 922	4 781
CHINA	5 892	18 493	9 892	SUDAN	38	272	143
NORTH KOREA	21	164	84	MALI	8	63	36
SOUTH KOREA	20 136	39 856	21 301	SENEGAL	110	339	180
JAPAN	13 296	46 251	24 617	GUINEA	22	78	42
TAIWAN	3 302	12 384	6 630	SIERRA LEONE	16	81	43
HONG KONG	861	4 979	2 639	LIBERIA	525	1 207	646
AUSTRALIA	24 044	47 434	25 188	IVORY COAST	25	223	116
PAPUA NEW G	210	247	137	GHANA	140	1 110	604
NEW ZEALAND	1 225	2 577	1 363	TOGO	49	206	111
NEW CALEDON	21	65	36	NIGERIA	524	2 182	1 159
749 NON-ELECT MACH.PARTS,ETC				CAMEROON	81	390	206
IMPORTS	381 972	959 455	511 096	GABON	50	192	102
FRANCE	75 562	141 318	75 522	CONGO	8	56	30
BELGIUM LUX	29 224	74 528	39 687	ZAIRE	68	433	231
NETHERLANDS	35 987	61 131	32 616	RWANDA	46	315	165
ITALY	52 065	162 504	86 549	BURUNDI	44	318	166
UNITD KINGDOM	17 196	54 620	29 114	ANGOLA	34	211	115
IRELAND	1 601	5 752	3 044	ETHIOPIA	157	1 605	900
DENMARK	5 679	16 540	8 854	KENYA	450	1 597	855
GREECE	69	349	185	UGANDA	66	549	305
PORTUGAL	3 614	15 970	8 564	TANZANIA	261	577	298
SPAIN	12 763	29 739	15 881	MOZAMBIQUE	49	155	80
NORWAY	1 447	2 261	1 214	MADAGASCAR	14	145	76
SWEDEN	3 171	14 114	7 515	REUNION	38	185	97
FINLAND	764	4 226	2 275	MAURITIUS	97	267	139
SWITZERLAND	68 564	148 265	79 025	ZAMBIA	139	744	397
AUSTRIA	36 087	93 720	49 747	ZIMBABWE	110	896	473
MALTA	150	3 255	1 743	MALAWI	8	120	66
YUGOSLAVIA	494	1 262	665	REP S AFRICA	5 052	26 308	13 994
TURKEY	221	314	169	SWAZILAND	46	136	73
SOVIET UNION	2 066	3 059	1 578	USA	44 019	136 910	72 736
POLAND	8 249	2 497	1 336	CANADA	8 592	34 086	18 253
CZECHOSLOVA	2 563	2 047	1 082	MEXICO	2 551	21 553	11 499
HUNGARY	5 363	7 541	4 013	GUATEMALA	31	169	88
BULGARIA	428	85	47	HONDURAS	11	82	42
EGYPT	9	61	31	EL SALVADOR	17	188	96
				COSTA RICA	28	197	107

6 IMPORTS AND EXPORTS (SPECIAL TRADE) BY GROUPS OF THE SITC-REV. III AND BY COUNTRIES OF PRODUCTION AND CONSUMPTION 1989

GROUP COUNTRY	DT = 100 KG	1 000 DM	1 000 \$	GROUP COUNTRY	DT = 100 KG	1 000 DM	1 000 \$
PANAMA	33	140	76	EXPORTS	361 101	2 258 306	1 204 608
CUBA	68	1 382	718	FRANCE	64 255	412 338	219 798
DOMINIC REP	28	123	64	BELGIUM LUX	13 649	80 021	42 659
GUADELOUPE	10	98	52	NETHERLANDS	52 665	278 418	148 226
MARTINIQUE	17	210	111	ITALY	32 001	198 161	106 041
JAMAICA	27	86	42	UNITD KINGDOM	55 114	324 470	173 185
TRINIDAD TOB	175	452	243	IRELAND	1 216	8 464	4 506
NETH ANTILL	84	212	112	DENMARK	9 611	58 974	31 534
COLOMBIA	435	2 557	1 361	GREECE	2 681	12 447	6 651
VENEZUELA	3 693	8 727	4 667	PORTUGAL	6 606	37 442	19 970
ECUADOR	83	902	480	SPAIN	20 176	145 565	77 771
PERU	920	2 002	1 072	CANARY IS	354	2 176	1 154
BRAZIL	2 829	20 533	10 946	CEUTA MEL	16	76	42
CHILE	582	5 862	3 088	ICELAND	223	1 420	754
BOLIVIA	50	287	155	NORWAY	2 757	15 395	8 170
PARAGUAY	20	126	67	SWEDEN	6 716	47 149	25 237
URUGUAY	87	559	294	FINLAND	4 555	30 987	16 531
ARGENTINA	332	2 769	1 478	SWITZERLAND	11 093	72 016	38 243
CYPRUS	301	1 078	576	AUSTRIA	11 814	78 036	41 574
LEBANON	91	601	322	ANDORRA	6	1 007	523
SYRIA	142	984	515	MALTA	72	334	183
IRAQ	4 165	15 081	8 159	YUGOSLAVIA	1 569	13 033	6 895
IRAN	3 627	14 650	7 752	TURKEY	724	9 104	4 892
ISRAEL	3 065	17 347	9 261	SOVIET UNION	1 547	19 212	10 353
JORDAN	369	1 936	1 031	POLAND	1 697	11 799	6 321
SAUDI ARABIA	3 946	15 348	8 161	CZECHOSLOVA	805	7 195	3 858
KUWAIT	661	3 792	2 008	HUNGARY	1 222	10 469	5 572
BAHRAIN	64	530	279	ROMANIA	9	101	53
QATAR	112	638	337	BULGARIA	275	1 624	856
ARAB EMIRAT	1 234	5 224	2 783	ALBANIA	12	61	31
OMAN	156	597	319	MOROCCO	327	2 039	1 082
NORTH YEMEN	15	84	41	ALGERIA	374	1 700	945
AFGHANISTAN	25	88	48	TUNISIA	190	706	377
PAKISTAN	506	1 604	854	LIBYA	158	1 171	629
INDIA	8 087	22 834	12 211	EGYPT	443	2 443	1 297
BANGLADESH	31	260	139	SUDAN	15	146	78
SRI LANKA	141	415	221	MAURITANIA	18	90	49
BURMA	68	232	124	BURKINA FASO	74	426	222
THAILAND	1 148	4 878	2 607	NIGER	13	86	46
INDONESIA	342	2 548	1 367	SENEGAL	31	170	91
MALAYSIA	1 092	6 764	3 612	GUINEA	25	129	69
SINGAPORE	5 446	15 556	8 271	SIERRA LEONE	16	95	51
PHILIPPINES	284	2 259	1 208	LIBERIA	13	92	50
CHINA	13 679	17 041	9 143	IVORY COAST	38	174	91
NORTH KOREA	37	356	190	GHANA	32	238	129
SOUTH KOREA	7 618	20 665	11 178	TOGO	26	136	72
JAPAN	3 767	23 751	12 596	BENIN	14	66	36
TAIWAN	1 535	9 378	4 971	NIGERIA	441	13 471	7 183
HONG KONG	738	5 107	2 720	CAMEROON	30	161	82
AUSTRALIA	6 566	21 868	11 625	GABON	71	275	146
NEW ZEALAND	401	2 233	1 198	CONGO	37	224	120
NEW CALEDON	14	74	38	ZAIRE	52	340	181
				RWANDA	16	93	48
				BURUNDI	9	71	39
751 OFFICE MACHINES				ANGOLA	119	841	450
IMPORTS	332 479	1 842 866	980 357	ETHIOPIA	31	272	144
FRANCE	28 439	152 490	80 833	DJIBOUTI	17	92	48
BELGIUM LUX	5 175	32 641	17 436	KENYA	117	486	256
NETHERLANDS	42 097	267 392	141 569	UGANDA	24	161	84
ITALY	12 651	69 459	36 847	TANZANIA	71	492	263
UNITD KINGDOM	33 088	178 739	95 014	MOZAMBIQUE	9	63	32
IRELAND	543	1 986	1 070	MADAGASCAR	33	200	105
DENMARK	2 734	14 625	7 723	REUNION	53	292	157
GREECE	14	263	150	MAURITIUS	17	85	46
PORTUGAL	146	1 089	577	ZAMBIA	42	336	177
SPAIN	912	2 378	1 256	ZIMBABWE	48	376	199
NORWAY	70	618	318	MALAWI	35	175	92
SWEDEN	2 207	23 890	12 831	REP S AFRICA	1 524	10 482	5 518
FINLAND	106	308	168	USA	21 728	118 726	62 962
SWITZERLAND	1 947	24 062	12 832	CANADA	2 668	21 284	11 429
AUSTRIA	301	2 786	1 467	MEXICO	1 133	8 752	4 738
YUGOSLAVIA	5 623	8 053	4 299	GUATEMALA	57	225	115
POLAND	156	231	122	HONDURAS	152	1 091	595
CZECHOSLOVA	670	278	146	EL SALVADOR	44	123	64
HUNGARY	61	320	178	COSTA RICA	107	766	398
BULGARIA	1 457	2 105	1 129	PANAMA	20	62	33
ZAIRE	26	119	60	CUBA	15	75	40
REP S AFRICA	39	253	133	BAHAMAS	34	394	209
USA	17 532	139 467	74 342	DOMINIC REP	20	175	91
CANADA	83	484	262	GUADELOUPE	27	124	65
MEXICO	3 670	6 884	3 648	MARTINIQUE	62	240	130
BRAZIL	177	814	435	JAMAICA	105	512	268
ISRAEL	36	1 649	858	BARBADOS	43	423	227
ARAB EMIRAT	9	140	74	TRINIDAD TOB	94	1 026	545
PAKISTAN	1	54	30	NETH ANTILL	86	503	274
THAILAND	16	147	81	COLOMBIA	99	363	193
MALAYSIA	139	870	464	VENEZUELA	1 021	12 944	6 931
SINGAPORE	15 327	120 533	64 489	ECUADOR	18	142	75
PHILIPPINES	20	90	46	PERU	37	183	102
CHINA	6 114	34 018	18 130	BRAZIL	60	730	385
NORTH KOREA	161	62	31	CHILE	520	3 194	1 712
SOUTH KOREA	2 557	6 411	3 454	BOLIVIA	123	636	336
JAPAN	126 695	631 713	336 430	PARAGUAY	65	335	179
TAIWAN	7 609	49 008	26 117	URUGUAY	36	149	78
HONG KONG	13 843	66 255	35 217	ARGENTINA	177	1 152	625
				CYPRUS	172	802	421

6 IMPORTS AND EXPORTS (SPECIAL TRADE) BY GROUPS OF THE SITC-REV. III AND BY COUNTRIES OF PRODUCTION AND CONSUMPTION 1989

GROUP COUNTRY	DT = 100 KG	1 000 DM	1 000 \$	GROUP COUNTRY	DT = 100 KG	1 000 DM	1 000 \$
LEBANON	146	2 878	1 577	BELGIUM LUX	25 630	491 556	262 073
SYRIA	33	131	70	NETHERLANDS	61 568	1 164 130	619 730
IRAQ	181	708	375	ITALY	48 329	806 747	431 364
IRAN	339	1 735	925	UNITD KINGDOM	64 786	1 248 816	667 711
ISRAEL	776	3 230	1 722	IRELAND	9 128	364 624	193 224
JORDAN	87	346	185	DENMARK	12 039	220 131	117 726
SAUDI ARABIA	837	2 810	1 499	GREECE	3 976	45 018	24 031
KUWAIT	457	1 279	680	PORTUGAL	5 462	87 963	47 119
BAHRAIN	87	279	150	SPAIN	28 509	496 429	265 769
QATAR	26	111	59	CANARY IS	12	651	345
ARAB EMIRAT	663	3 291	1 752	ICELAND	88	1 524	813
OMAN	127	727	383	NORWAY	5 001	92 796	49 659
NORTH YEMEN	39	188	100	SWEDEN	11 138	226 766	120 815
PAKISTAN	279	959	507	FINLAND	6 583	132 419	70 946
INDIA	41	1 022	543	SWITZERLAND	20 989	461 199	245 658
BANGLADESH	12	86	46	AUSTRIA	25 111	469 578	250 284
SRI LANKA	80	889	471	MALTA	98	1 486	802
THAILAND	632	4 567	2 455	YUGOSLAVIA	7 359	104 686	56 136
VIETNAM	19	109	57	TURKEY	3 095	46 471	24 875
INDONESIA	662	4 716	2 501	SOVIET UNION	7 946	150 699	80 397
MALAYSIA	753	6 785	3 537	POLAND	2 830	32 523	17 559
SINGAPORE	2 517	16 181	8 594	CZECHOSLOVA	2 615	61 543	33 235
PHILIPPINES	497	3 431	1 785	HUNGARY	3 556	40 156	21 585
MONGOLIA	7	112	59	ROMANIA	6	172	91
CHINA	241	3 259	1 731	BULGARIA	614	11 907	6 384
SOUTH KOREA	1 393	16 026	8 631	MOROCCO	416	6 815	3 628
JAPAN	3 227	23 949	12 722	ALGERIA	310	5 005	2 719
TAIWAN	1 398	9 788	5 262	TUNISIA	46	1 090	575
HONG KONG	3 514	17 165	9 154	LIBYA	112	1 911	1 027
AUSTRALIA	4 432	33 245	18 047	EGYPT	252	4 887	2 642
NEW ZEALAND	694	5 989	3 119	SUDAN	17	795	420
NEW CALEDON	33	124	64	MALI	3	122	68
FR POLYNESIA	19	143	78	BURKINA FASO	4	76	42
752 AUTOMATC.DATA PROC.EQUIP				NIGER		64	34
IMPORTS	737 871	12 994 663	6 942 268	SENEGAL	3	57	51
FRANCE	36 454	796 385	428 877	GAMBIA	3	104	55
BELGIUM LUX	8 638	157 493	84 069	GUINEA	1	71	38
NETHERLANDS	33 567	523 920	280 256	SIERRA LEONE	3	60	31
ITALY	28 037	485 250	258 989	LIBERIA	6	202	104
UNITD KINGDOM	148 617	2 211 272	1 179 611	IVORY COAST	3	74	39
IRELAND	14 627	715 418	384 281	GHANA	31	332	177
DENMARK	2 697	45 768	24 415	TOGO	3	88	47
GREECE	19	491	257	BENIN	10	623	355
PORTUGAL	23	676	359	NIGERIA	93	1 993	1 048
SPAIN	12 544	219 875	117 545	CAMEROON	20	380	200
ICELAND	5	110	60	GABON	8	119	64
NORWAY	3 546	73 555	39 245	CONGO	5	155	80
SWEDEN	18 784	358 512	191 582	ZAIRE	7	65	35
FINLAND	4 391	50 328	26 783	RWANDA	3	88	48
SWITZERLAND	3 075	59 425	31 828	BURUNDI	3	85	45
AUSTRIA	3 189	65 316	34 988	ANGOLA	5	176	94
YUGOSLAVIA	25	571	306	ETHIOPIA	11	181	97
TURKEY	183	1 176	629	KENYA	6	239	130
SOVIET UNION	8	215	115	UGANDA	2	62	32
POLAND	7	109	57	TANZANIA	13	371	199
CZECHOSLOVA	15	328	171	MOZAMBIQUE	22	373	199
HUNGARY	58	607	318	MADAGASCAR	4	98	53
ROMANIA	15	115	60	REUNION	3	74	39
BULGARIA	48	477	255	MAURITIUS	8	205	110
MOROCCO	1	537	281	ZAMBIA	24	454	243
EGYPT	3	77	42	ZIMBABWE	53	1 058	567
NIGERIA	5	255	136	REP S AFRICA	2 799	46 011	24 549
REP S AFRICA	36	1 114	589	USA	15 476	422 016	224 979
USA	117 748	3 291 127	1 753 718	CANADA	428	18 419	9 779
CANADA	1 236	28 316	15 177	MEXICO	319	7 657	4 076
MEXICO	285	2 118	1 137	GUATEMALA	4	65	35
BRAZIL	26	564	298	NICARAGUA	140	7 317	3 984
CHILE	3	124	66	COSTA RICA	1	92	47
ARGENTINA	20	108	55	CUBA	5	341	175
CYPRUS	6	56	30	ANTIGUA	5	150	77
LEBANON	2	76	40	BARBADOS	5	136	71
ISRAEL	611	28 923	15 587	COLOMBIA	60	2 123	1 131
SAUDI ARABIA	10	348	185	VENEZUELA	335	5 427	2 897
ARAB EMIRAT	38	477	243	ECUADOR	2	74	36
INDIA	63	693	388	PERU	10	291	152
SRI LANKA		60	31	BRAZIL	230	11 894	6 386
THAILAND	4 584	86 789	46 258	CHILE	60	1 187	631
INDONESIA	2	86	45	BOLIVIA	3	95	53
MALAYSIA	370	3 318	1 758	PARAGUAY	9	236	127
SINGAPORE	13 752	402 624	215 828	URUGUAY	1	65	35
PHILIPPINES	642	6 472	3 481	ARGENTINA	148	3 685	1 957
CHINA	1 025	6 000	3 265	CYPRUS	153	2 158	1 141
NORTH KOREA	81	366	186	LEBANON	14	304	165
SOUTH KOREA	18 250	142 458	76 406	SYRIA	46	614	328
JAPAN	157 391	2 162 159	1 155 019	IRAQ	77	4 739	2 557
TAIWAN	76 847	681 844	364 414	IRAN	2 843	10 034	5 408
HONG KONG	25 956	374 712	199 670	ISRAEL	765	12 318	6 633
MACAO	48	80	44	JORDAN	17	160	87
AUSTRALIA	151	4 168	2 186	SAUDI ARABIA	256	7 683	4 050
NEW ZEALAND	80	704	366	KUWAIT	200	3 390	1 822
EXPORTS	460 883	8 847 269	4 722 491	BAHRAIN	91	840	449
FRANCE	67 214	1 218 497	650 405	QATAR	32	535	281
				ARAB EMIRAT	396	6 070	3 224
				OMAN	24	412	218
				NORTH YEMEN	2	64	35
				PAKISTAN	187	10 109	5 556
				INDIA	288	8 967	4 819

6 IMPORTS AND EXPORTS (SPECIAL TRADE) BY GROUPS OF THE SITC-REV. III AND BY COUNTRIES OF PRODUCTION AND CONSUMPTION 1989

GROUP COUNTRY	DT = 100 KG	1 000 DM	1 000 \$	GROUP COUNTRY	DT = 100 KG	1 000 DM	1 000 \$
BANGLADESH	12	472	249	SOVIET UNION	839	17 014	9 134
SRI LANKA	143	2 586	1 395	POLAND	1 515	10 557	5 620
THAILAND	999	9 805	5 245	CZECHOSLOVAKIA	891	20 428	11 019
INDONESIA	170	2 637	1 419	HUNGARY	1 164	18 446	9 881
MALAYSIA	379	6 108	3 246	ROMANIA	3	125	64
SINGAPORE	803	19 828	10 512	BULGARIA	146	2 450	1 303
PHILIPPINES	278	4 583	2 437	MOROCCO	102	3 699	1 973
CHINA	458	34 975	18 800	ALGERIA	211	865	464
NORTH KOREA	2	159	85	TUNISIA	82	1 503	780
SOUTH KOREA	308	11 129	5 923	LIBYA	52	2 602	1 369
JAPAN	2 010	63 908	33 930	EGYPT	87	1 536	810
TAIWAN	607	17 507	9 501	SUDAN	9	338	181
HONG KONG	832	15 026	7 926	BURKINA FASO	5	112	60
AUSTRALIA	2 999	50 372	26 918	NIGER	3	84	44
NEW ZEALAND	222	4 217	2 250	SENEGAL	6	107	58
N ZEAL OCEAN	6	101	51	IVORY COAST	6	100	53
POLAR REG	3	443	227	GHANA	16	203	109
759 PARTS, FOR OFFICE MACHINS				NIGERIA	77	984	533
IMPORTS	431 656	7 796 376	4 152 484	CAMEROON	13	171	89
FRANCE	25 915	924 639	492 235	ZAIRE	3	63	33
BELGIUM LUX	10 620	132 679	70 786	RWANDA	1	55	30
NETHERLANDS	42 261	570 773	302 966	ANGOLA	18	342	179
ITALY	13 219	292 259	155 938	ETHIOPIA	20	290	150
UNITED KINGDOM	32 334	956 401	508 797	KENYA	27	440	233
IRELAND	10 453	413 470	220 007	UGANDA	27	73	40
DENMARK	2 473	39 496	21 062	TANZANIA	18	249	132
GREECE	133	1 292	681	MADAGASCAR	6	127	71
PORTUGAL	828	28 413	15 139	REUNION	3	79	40
SPAIN	2 710	104 681	56 415	MAURITIUS	1	54	30
NORWAY	333	13 429	7 135	ZAMBIA	8	137	73
SWEDEN	4 681	121 993	65 163	ZIMBABWE	15	386	207
FINLAND	341	16 812	8 842	MALAWI	3	56	30
SWITZERLAND	5 329	81 228	43 370	REP S AFRICA	672	22 937	12 227
AUSTRIA	1 840	51 208	27 197	USA	24 927	508 912	270 270
YUGOSLAVIA	2 730	3 223	1 718	CANADA	1 114	12 175	6 549
TURKEY	51	2 642	1 371	MEXICO	3 773	23 711	12 676
SOVIET UNION		88	48	GUATEMALA	11	78	44
POLAND	79	99	54	HONDURAS	3	71	38
CZECHOSLOVAKIA	188	382	201	NICARAGUA	89	2 017	1 101
HUNGARY	3 080	3 668	1 946	COSTA RICA	3	223	117
BULGARIA	87	240	135	PANAMA	1	114	60
MOROCCO	23	1 400	741	JAMAICA	11	54	30
TUNISIA	2	54	30	NETH ANTILL	4	57	31
NIGERIA	1	128	67	COLOMBIA	10	480	254
ZIMBABWE		123	62	VENEZUELA	87	2 541	1 344
REP S AFRICA	395	1 899	1 013	ECUADOR		81	37
USA	69 628	2 199 105	1 171 284	PERU	20	91	49
CANADA	556	49 322	26 296	BRAZIL	235	7 420	3 927
MEXICO	230	3 001	1 579	CHILE	30	554	292
NETH ANTILL	1	117	63	BOLIVIA	4	71	34
BRAZIL	86	1 830	974	PARAGUAY	6	143	74
ARGENTINA	33	1 504	797	ARGENTINA	42	968	509
ISRAEL	288	10 766	5 742	CYPRUS	37	668	355
JORDAN		154	80	LEBANON	18	309	165
SAUDI ARABIA	1	174	94	SYRIA	12	292	160
ARAB EMIRAT	2	70	37	IRAQ	258	3 180	1 717
INDIA	1	278	144	IRAN	81	1 960	1 042
SRI LANKA	5	119	64	ISRAEL	322	6 214	3 312
THAILAND	149	2 496	1 310	JORDAN	6	268	145
INDONESIA	11	85	45	SAUDI ARABIA	187	3 246	1 728
MALAYSIA	845	5 651	3 055	KUWAIT	86	2 145	1 146
SINGAPORE	14 519	237 985	126 821	BAHRAIN	13	214	114
PHILIPPINES	2	299	160	QATAR	25	139	70
CHINA	390	1 854	969	ARAB EMIRAT	188	1 629	863
NORTH KOREA	62	185	95	OMAN	39	541	287
SOUTH KOREA	2 736	69 298	36 744	PAKISTAN	53	1 309	674
JAPAN	125 962	1 100 019	586 396	INDIA	161	3 320	1 773
TAIWAN	50 298	288 713	154 205	BANGLADESH		112	62
HONG KONG	5 577	57 007	30 483	SRI LANKA	9	341	184
AUSTRALIA	100	2 999	1 585	THAILAND	817	3 362	1 809
NEW ZEALAND	3	191	101	INDONESIA	90	6 176	3 363
EXPORTS	277 136	4 878 837	2 599 039	MALAYSIA	74	3 068	1 636
FRANCE	35 062	871 018	464 122	SINGAPORE	3 950	37 022	19 605
BELGIUM LUX	12 282	218 657	116 442	PHILIPPINES	28	681	363
NETHERLANDS	62 732	823 920	438 991	CHINA	221	7 997	4 195
ITALY	26 975	323 024	172 129	SOUTH KOREA	208	7 534	3 964
UNITED KINGDOM	33 060	604 156	321 760	JAPAN	2 971	107 778	57 387
IRELAND	10 252	96 426	51 434	TAIWAN	2 154	35 940	19 150
DENMARK	4 451	80 561	43 018	HONG KONG	2 666	24 196	12 692
GREECE	732	12 148	6 471	AUSTRALIA	701	18 169	9 663
PORTUGAL	1 234	23 022	12 270	NEW ZEALAND	46	1 155	611
SPAIN	8 646	179 824	96 066	761 TELEVISION RECEIVERS ETC			
CANARY IS	14	482	255	IMPORTS	833 887	2 677 108	1 432 263
ICELAND	34	826	441	FRANCE	76 812	198 657	105 749
NORWAY	1 472	34 632	18 474	BELGIUM LUX	28 710	84 391	45 311
SWEDEN	5 104	104 860	55 957	NETHERLANDS	58 058	166 594	88 158
FINLAND	1 607	40 145	21 436	ITALY	64 417	167 707	89 724
SWITZERLAND	9 697	186 014	99 173	UNITED KINGDOM	81 869	307 905	165 122
AUSTRIA	7 515	284 508	151 513	IRELAND	192	1 799	965
MALTA	28	653	347	DENMARK	3 783	23 641	12 690
YUGOSLAVIA	3 939	36 070	19 234	GREECE	99	258	138
TURKEY	431	11 568	6 318	PORTUGAL	853	3 216	1 731
				SPAIN	19 142	51 250	27 288
				NORWAY	40	157	82

6 IMPORTS AND EXPORTS (SPECIAL TRADE) BY GROUPS OF THE SITC-REV. III AND BY COUNTRIES OF PRODUCTION AND CONSUMPTION 1989

GROUP COUNTRY	DT = 100 KG	1 000 DM	1 000 \$	GROUP COUNTRY	DT = 100 KG	1 000 DM	1 000 \$
SWEDEN	6 726	21 308	11 356	PAKISTAN	7	119	63
FINLAND	37 150	88 155	47 270	INDIA	11	164	87
SWITZERLAND	1 315	2 011	1 069	THAILAND	130	440	233
AUSTRIA	95 920	289 090	154 848	INDONESIA	134	479	253
MALTA	273	697	400	MALAYSIA	199	697	373
YUGOSLAVIA	2 416	4 840	2 625	SINGAPORE	3 726	11 173	5 978
TURKEY	6 756	15 765	8 721	PHILIPPINES	29	89	47
SOVIET UNION	5 023	7 078	3 768	CHINA	352	1 251	650
POLAND	502	442	238	NORTH KOREA	24	384	203
HUNGARY	20 218	27 196	14 606	SOUTH KOREA	390	1 315	702
ROMANIA	10 114	5 537	2 936	JAPAN	89	1 281	680
TUNISIA	304	1 381	740	TAIWAN	1 344	3 536	1 904
USA	4 419	16 279	8 706	HONG KONG	681	2 324	1 233
CANADA	1 593	6 246	3 363	AUSTRALIA	13 234	33 695	17 962
ISRAEL	3	65	34	NEW ZEALAND	664	1 972	1 095
THAILAND	4 825	11 528	6 023	NEW CALEDON	20	188	98
MALAYSIA	14 062	33 102	17 680	FR POLYNESIA	5	59	30
BRUNEI	77	208	113	UNID COUNTR	17	69	38
SINGAPORE	58 284	189 319	101 680				
PHILIPPINES	151	1 227	659	762 RADIO-BROADCAST RECEIVER			
CHINA	46 246	95 107	51 118	IMPORTS	482 764	1 874 621	1 001 159
SOUTH KOREA	62 234	125 137	67 273	FRANCE	5 714	82 419	43 881
JAPAN	73 210	599 166	320 012	BELGIUM LUX	3 696	11 714	6 306
TAIWAN	25 095	77 041	41 512	NETHERLANDS	18 639	60 456	32 335
HONG KONG	22 955	53 375	28 432	ITALY	932	1 934	1 055
EXPORTS	822 424	3 420 401	1 829 924	UNITD KINGDOM	5 411	25 984	13 986
FRANCE	101 338	554 354	296 464	IRELAND	43	407	210
BELGIUM LUX	53 636	206 167	110 091	DENMARK	1 522	6 505	3 516
NETHERLANDS	86 789	328 900	175 614	PORTUGAL	8 858	106 454	56 641
ITALY	189 589	782 666	420 022	SPAIN	128	970	527
UNITD KINGDOM	54 682	332 493	177 826	SWEDEN	439	1 910	1 032
IRELAND	2 696	11 792	6 346	FINLAND	85	278	157
DENMARK	27 847	105 199	56 226	SWITZERLAND	378	2 102	1 129
GREECE	36 731	121 967	65 464	AUSTRIA	3 620	34 312	18 226
PORTUGAL	18 137	69 394	37 083	TURKEY	398	744	410
SPAIN	42 356	224 413	119 924	SOVIET UNION	298	239	123
CANARY IS	1 385	4 402	2 378	POLAND	5 408	6 105	3 250
CEUTA MEL	98	323	174	USA	840	5 314	2 849
ICELAND	410	1 351	725	CANADA	2 691	38 735	20 568
NORWAY	8 812	25 710	13 660	BRAZIL	2 718	41 267	21 861
SWEDEN	36 611	102 284	54 487	ARAB EMIRAT	149	239	136
FINLAND	6 214	18 833	10 111	PAKISTAN	167	437	233
SWITZERLAND	40 560	146 550	78 223	THAILAND	4 197	10 722	5 799
AUSTRIA	49 276	160 213	85 366	INDONESIA	2 997	7 965	4 278
ANDORRA	370	2 027	1 084	MALAYSIA	69 794	231 596	123 806
GIBRALTAR	132	403	217	SINGAPORE	23 764	86 944	46 577
MALTA	829	2 566	1 367	PHILIPPINES	426	1 181	633
YUGOSLAVIA	9 593	37 223	19 894	CHINA	107 123	228 050	122 170
TURKEY	5 288	20 226	10 773	SOUTH KOREA	73 571	242 366	129 560
SOVIET UNION	1 428	7 646	4 148	JAPAN	52 952	424 255	225 953
POLAND	7 368	24 902	13 586	TAIWAN	57 240	139 695	74 734
CZECHOSLOVA	1 095	5 595	2 956	HONG KONG	28 470	72 942	39 022
HUNGARY	4 185	15 296	8 112	MACAO	28	59	31
ROMANIA	24	372	200	EXPORTS	106 040	783 863	417 520
BULGARIA	371	1 819	971	FRANCE	25 612	132 566	70 701
ALBANIA	116	318	164	BELGIUM LUX	6 951	58 832	31 425
MOROCCO	1 966	4 382	2 440	NETHERLANDS	12 038	64 673	34 355
ALGERIA	34	192	103	ITALY	12 216	81 763	43 616
TUNISIA	303	779	440	UNITD KINGDOM	8 381	128 374	68 142
LIBYA	15	543	288	IRELAND	1 085	7 090	3 769
EGYPT	34	202	103	DENMARK	3 276	16 126	8 574
SENEGAL	29	98	53	GREECE	893	4 932	2 632
GHANA	8	95	52	PORTUGAL	3 256	21 861	11 627
NIGERIA	9	77	44	SPAIN	6 617	38 328	20 424
GABON	8	62	31	CANARY IS	234	1 444	774
CONGO	3	82	44	CEUTA MEL	31	182	96
ZAIRE	20	93	50	ICELAND	99	396	210
BURUNDI	17	70	39	NORWAY	474	4 843	2 580
ANGOLA	15	102	56	SWEDEN	1 776	19 749	10 506
SOMALIA	2	115	62	FINLAND	1 564	12 983	6 907
REUNION	309	1 023	554	SWITZERLAND	3 668	38 733	20 660
MAURITIUS	144	384	208	AUSTRIA	5 214	40 572	21 636
ZAMBIA	1	65	33	ANDORRA	505	4 309	2 269
ZIMBABWE	29	136	70	MALTA	35	222	113
REP S AFRICA	138	1 047	584	YUGOSLAVIA	1 707	9 085	4 888
USA	487	7 397	3 977	TURKEY	2 593	13 997	7 447
CANADA	14	315	167	SOVIET UNION	534	2 532	1 370
ST PIERRE	21	74	39	POLAND	1 265	5 237	2 804
GUADELOUPE	61	202	111	CZECHOSLOVA	825	3 181	1 691
MARTINIQUE	79	316	170	HUNGARY	749	3 277	1 740
BRAZIL		91	48	BULGARIA	344	1 077	571
ARGENTINA	14	199	105	MOROCCO	61	611	325
CYPRUS	2 102	5 414	2 890	EGYPT	15	352	193
LEBANON	69	184	102	SUDAN	2	68	36
SYRIA	28	106	57	IVORY COAST	8	76	39
IRAQ	15	228	121	NIGERIA	7	78	43
IRAN*	169	983	527	GABON	8	108	59
ISRAEL	5 971	15 841	8 462	KENYA	7	119	61
JORDAN	29	79	43	REUNION	14	78	42
SAUDI ARABIA	110	678	359	REP S AFRICA	436	12 885	6 928
KUWAIT	115	688	366	USA	654	14 079	7 522
BAHRAIN	73	214	114	CANADA	24	570	309
QATAR	31	128	66	MEXICO	40	504	273
ARAB EMIRAT	759	2 129	1 156				
OMAN	81	230	119				

6 IMPORTS AND EXPORTS (SPECIAL TRADE) BY GROUPS OF THE SITC-REV. III AND BY COUNTRIES OF PRODUCTION AND CONSUMPTION 1989

GROUP COUNTRY	DT = 100 KG	1 000 DM	1 000 \$	GROUP COUNTRY	DT = 100 KG	1 000 DM	1 000 \$
MARTINIQUE	32	73	41	EGYPT	36	986	532
BRAZIL	3	170	88	SUDAN	1	64	35
CHILE	30	551	291	BURKINA FASO	3	107	56
ARGENTINA	1	63	34	NIGER	7	79	42
CYPRUS	78	448	240	GUINEA	6	316	163
LEBANON	5	70	37	GHANA	4	100	50
SYRIA	6	58	33	GABON	2	255	129
IRAN	3	62	30	ZAIRE	2	143	76
ISRAEL	90	714	373	RWANDA	4	68	36
SAUDI ARABIA	72	1 223	653	ANGOLA	16	400	222
KUWAIT	17	359	191	SOMALIA	1	77	40
QATAR	4	74	36	KENYA	4	112	56
ARAB EMIRAT	54	597	316	MOZAMBIQUE	1	167	86
OMAN	13	151	81	ZIMBABWE	11	176	92
THAILAND	165	2 014	1 053	REP S AFRICA	142	6 330	3 365
INDONESIA	112	2 459	1 298	USA	8 134	55 002	29 327
MALAYSIA	218	3 957	2 112	CANADA	571	2 938	1 577
SINGAPORE	349	6 938	3 684	MEXICO	3 206	29 950	15 847
PHILIPPINES	9	172	86	CUBA	11	590	308
CHINA	25	120	65	DOMINIC REP	3	168	86
SOUTH KOREA	73	781	415	NETH ANTILL	8	67	34
JAPAN	25	364	189	VENEZUELA	14	240	130
TAIWAN	483	6 394	3 420	ECUADOR	5	150	80
HONG KONG	693	3 572	1 911	BRAZIL	6	182	97
AUSTRALIA	147	5 064	2 697	CHILE	15	143	73
NEW ZEALAND	18	362	192	ARGENTINA	4	199	104
NEW CALEDON	10	68	34	CYPRUS	17	131	70
763 SOUND RECORDER, PHONOGRPH				IRAQ	32	1 311	707
IMPORTS	283 980	1 871 760	998 731	IRAN	28	502	274
FRANCE	14 226	81 099	43 267	ISRAEL	67	1 840	972
BELGIUM LUX	8 631	41 415	22 439	JORDAN	3	81	43
NETHERLANDS	14 966	99 896	53 048	SAUDI ARABIA	9	379	200
ITALY	924	6 117	3 232	KUWAIT	10	468	243
UNTD KINGDOM	17 444	146 764	77 864	ARAB EMIRAT	25	522	281
IRELAND	1 061	8 643	4 799	OMAN	2	61	33
DENMARK	3 307	3 399	1 805	NORTH YEMEN	3	134	68
PORTUGAL	3 584	17 965	9 590	AFGHANISTAN	9	183	100
SPAIN	95	965	518	PAKISTAN	17	793	439
NORWAY	25	734	396	INDIA	62	3 035	1 622
SWEDEN	854	6 255	3 369	SRI LANKA	1	91	47
FINLAND	210	1 450	780	THAILAND	37	2 072	1 156
SWITZERLAND	1 152	26 395	14 079	INDONESIA	19	453	235
AUSTRIA	4 745	38 054	20 194	MALAYSIA	35	2 112	1 110
POLAND	1 566	1 446	787	SINGAPORE	74	1 694	899
CZECHOSLOVA	408	406	220	PHILIPPINES	3	142	78
REP S AFRICA		102	55	CHINA	12	1 186	628
USA	1 269	17 929	9 592	NORTH KOREA	23	2 908	1 556
CANADA	206	1 669	899	SOUTH KOREA	113	839	447
ISRAEL	5	333	187	JAPAN	407	4 199	2 248
ARAB EMIRAT	2	89	48	TAIWAN	108	1 382	726
THAILAND	207	2 062	1 104	HONG KONG	333	3 081	1 651
MALAYSIA	6 625	25 038	13 449	AUSTRALIA	561	3 189	1 704
SINGAPORE	10 940	64 614	34 606	NEW ZEALAND	49	215	114
CHINA	13 295	44 874	24 157	764 TELECOMM. EQUIP. PARTS NES			
SOUTH KOREA	24 569	103 972	55 676	IMPORTS	859 721	6 389 247	3 404 229
JAPAN	139 840	1 047 178	558 066	FRANCE	50 190	527 143	281 606
TAIWAN	11 189	55 041	29 511	BELGIUM LUX	27 096	191 565	102 423
HONG KONG	5 600	27 319	14 604	NETHERLANDS	56 030	271 759	144 773
EXPORTS	86 881	810 517	431 294	ITALY	46 813	175 219	93 749
FRANCE	20 226	180 344	95 919	UNTD KINGDOM	56 125	515 609	274 861
BELGIUM LUX	4 712	50 922	27 173	IRELAND	1 512	23 558	12 681
NETHERLANDS	8 900	73 873	39 313	DENMARK	33 434	132 926	70 738
ITALY	5 881	51 569	27 553	GREECE	1 012	18 461	9 712
UNTD KINGDOM	11 120	94 919	50 403	PORTUGAL	8 847	23 780	12 697
IRELAND	104	940	498	SPAIN	11 886	124 257	66 026
DENMARK	2 042	18 327	9 798	CANARY IS	8	170	93
GREECE	942	6 421	3 454	ICELAND	3	386	205
PORTUGAL	2 088	17 816	9 553	NORWAY	2 669	39 256	20 860
SPAIN	3 894	37 742	20 095	SWEDEN	4 109	49 595	26 518
CANARY IS	41	394	210	FINLAND	1 431	32 321	17 250
CEUTA MEL	7	62	34	SWITZERLAND	11 310	113 851	60 838
ICELAND	17	171	87	AUSTRIA	9 404	149 667	79 593
NORWAY	506	4 338	2 312	VATICAN CITY	2	119	60
SWEDEN	1 430	16 985	9 021	YUGOSLAVIA	5 264	9 033	4 808
FINLAND	925	7 906	4 197	TURKEY	81	3 701	1 936
SWITZERLAND	2 973	39 601	20 977	SOVIET UNION	260	132	70
AUSTRIA	3 020	25 579	13 615	POLAND	15 409	10 743	5 733
ANDORRA	347	7 823	4 117	CZECHOSLOVA	9 870	4 911	2 629
MALTA	21	202	106	HUNGARY	8 942	11 217	5 993
YUGOSLAVIA	628	6 477	3 438	ROMANIA	1 809	936	488
TURKEY	897	9 562	5 061	BULGARIA	990	687	377
SOVIET UNION	182	4 992	2 657	TUNISIA	2 616	6 422	3 417
POLAND	568	6 384	3 425	LIBYA	11	67	35
CZECHOSLOVA	104	3 364	1 802	NIGERIA	2	301	162
HUNGARY	753	6 365	3 317	RWANDA		59	31
ROMANIA	32	659	355	REP S AFRICA	107	3 106	1 686
BULGARIA	124	1 197	631	USA	27 488	498 990	265 207
ALBANIA	20	414	215	CANADA	1 880	61 992	33 001
MOROCCO	19	585	308	MEXICO	101	2 680	1 438
ALGERIA	3	85	41	COSTA RICA	32	204	108
TUNISIA	3	165	86	PANAMA	5	70	40
LIBYA	28	1 385	718	FRENCH GUIAN	25	173	93
				BRAZIL	931	3 515	1 856
				CHILE	8	82	41

6 IMPORTS AND EXPORTS (SPECIAL TRADE) BY GROUPS OF THE SITC-REV. III AND BY COUNTRIES OF PRODUCTION AND CONSUMPTION 1989

GROUP COUNTRY	DT = 100 KG	1 000 DM	1 000 \$	GROUP COUNTRY	DT = 100 KG	1 000 DM	1 000 \$
ARGENTINA	3	293	162	MALAWI		97	49
IRAQ		128	68	REP S AFRICA	5 716	170 816	90 751
ISRAEL	550	20 317	10 920	BOTSWANA	6	584	315
SAUDI ARABIA	11	188	92	SWAZILAND	6	202	115
KUWAIT	3	141	73	LESOTHO	4	265	143
ARAB EMIRAT	10	643	339	USA	17 505	293 622	156 174
NORTH YEMEN		77	39	CANADA	945	9 022	4 785
SOUTH YEMEN	1	132	66	MEXICO	2 190	48 570	25 607
PAKISTAN		65	34	GUATEMALA	160	1 255	669
INDIA	371	1 333	700	HONDURAS	9	381	209
SRI LANKA		134	71	EL SALVADOR	254	2 767	1 463
THAILAND	5 010	11 200	6 042	NICARAGUA	62	436	235
INDONESIA	1 041	1 194	638	COSTA RICA	427	2 161	1 153
MALAYSIA	6 194	19 325	10 286	PANAMA	4	60	32
BRUNEI		120	64	CUBA	3	256	135
SINGAPORE	12 320	60 796	32 397	HAITI	8	453	248
PHILIPPINES	3 111	6 259	3 364	MARTINIQUE	7	125	65
CHINA	14 253	32 357	17 171	TRINIDAD TOB	7	155	85
NORTH KOREA	30	123	68	NETH ANTILL	290	7 236	3 820
SOUTH KOREA	66 634	196 967	105 340	COLOMBIA	2 794	45 285	23 952
JAPAN	261 127	2 820 693	1 501 563	VENEZUELA	1 608	24 385	12 981
TAIWAN	80 330	155 692	82 837	SURINAME	2	105	57
HONG KONG	10 825	46 645	25 022	FRENCH GUIAN	120	2 901	1 550
AUSTRALIA	139	4 638	2 452	ECUADOR	31	820	432
NEW ZEALAND	4	102	57	PERU	171	1 814	952
EXPORTS	650 382	6 687 817	3 562 894	BRAZIL	1 943	67 791	36 162
FRANCE	134 174	735 271	391 803	CHILE	550	6 537	3 442
BELGIUM LUX	37 235	398 718	211 875	BOLIVIA	95	735	394
NETHERLANDS	57 430	501 888	266 855	PARAGUAY	765	13 800	7 265
ITALY	27 905	394 178	209 720	URUGUAY	1 686	15 624	8 371
UNITD KINGDOM	42 001	370 931	197 119	ARGENTINA	2 783	37 836	20 250
IRELAND	1 523	17 425	9 283	CYPRUS	142	2 784	1 470
DENMARK	12 718	191 880	102 018	LEBANON	445	575	315
GREECE	12 806	169 032	89 750	SYRIA	24	909	476
PORTUGAL	23 477	256 873	137 540	IRAQ	546	19 267	10 443
SPAIN	32 874	264 938	141 427	IRAN	7 231	92 274	49 449
CANARY IS	772	4 889	2 567	ISRAEL	2 775	31 993	16 981
CEUTA MEL	9	101	55	JORDAN	80	1 524	810
ICELAND	305	2 652	1 407	SAUDI ARABIA	3 825	47 517	24 798
FAROE IS	18	132	70	KUWAIT	415	9 668	5 127
NORWAY	3 708	57 749	30 743	BAHRAIN	27	3 540	1 852
SWEDEN	11 825	104 023	55 423	QATAR	144	3 221	1 721
FINLAND	7 007	93 670	49 856	ARAB EMIRAT	506	5 957	3 176
SWITZERLAND	28 982	457 152	243 715	OMAN	495	7 331	3 993
AUSTRIA	78 344	539 979	288 826	NORTH YEMEN	30	1 026	542
ANDORRA	290	8 624	4 579	AFGHANISTAN	62	1 404	756
GIBRALTAR	13	70	39	PAKISTAN	3 888	104 367	55 662
VATICAN CITY	15	253	134	INDIA	2 303	43 333	23 318
MALTA	322	4 506	2 374	BANGLADESH	501	5 041	2 652
YUGOSLAVIA	2 912	69 911	37 628	MALDIVES	11	88	47
TURKEY	8 967	100 930	54 160	SRI LANKA	83	1 179	617
SOVIET UNION	1 014	28 280	15 100	NEPAL	3	544	281
POLAND	3 848	25 993	13 909	BURMA	8	390	215
CZECHOSLOVA	765	9 786	5 237	THAILAND	1 236	67 493	36 044
HUNGARY	8 664	53 582	28 614	VIETNAM	20	866	453
ROMANIA	25	543	283	INDONESIA	4 116	93 799	50 075
BULGARIA	505	5 708	3 055	MALAYSIA	2 544	27 846	14 772
ALBANIA	54	895	487	BRUNEI	294	7 610	4 025
MOROCCO	2 153	16 851	8 964	SINGAPORE	4 326	34 451	18 309
ALGERIA	2 490	35 771	19 098	PHILIPPINES	3 100	34 951	18 612
TUNISIA	3 963	11 965	6 423	CHINA	1 833	37 943	20 184
LIBYA	1 336	17 437	9 297	NORTH KOREA	217	9 256	4 871
EGYPT	1 610	36 441	19 356	SOUTH KOREA	900	12 566	6 705
SUDAN	66	1 656	884	JAPAN	1 997	21 613	11 466
MAURITANIA	7	252	136	TAIWAN	3 056	21 488	11 444
MALI	19	871	466	HONG KONG	1 485	11 730	6 240
BURKINA FASO	10	319	170	AUSTRALIA	2 798	54 454	29 043
NIGER	9	220	116	PAPUA NEW G	21	770	394
SENEGAL	10	309	163	NEW ZEALAND	255	2 589	1 373
GUINEA	23	489	256	NEW CALEDON	43	160	85
LIBERIA	9	188	99	N ZEAL OCEAN	32	560	295
IVORY COAST	50	1 190	627				
GHANA	14	412	211	771 ELECT POWER MACHNY.PARTS			
TOGO	43	1 037	554	IMPORTS	543 375	1 333 377	710 114
BENIN	7	155	80	FRANCE	85 519	87 111	46 390
NIGERIA	3 216	67 100	35 995	BELGIUM LUX	25 994	48 893	26 004
CAMEROON	1 666	15 268	8 124	NETHERLANDS	31 349	69 177	36 829
GABON	50	1 102	561	ITALY	50 317	59 634	31 767
CONGO	541	11 502	5 939	UNITD KINGDOM	38 009	89 967	48 045
ZAIRE	24	481	252	IRELAND	2 232	38 279	20 352
RWANDA	83	594	313	DENMARK	8 393	28 639	15 279
BURUNDI	62	1 473	795	GREECE	146	522	281
ANGOLA	12	531	286	PORTUGAL	2 767	7 095	3 785
ETHIOPIA	52	768	402	SPAIN	8 804	34 345	18 264
SOMALIA	10	367	196	CANARY IS	12	287	153
KENYA	131	4 471	2 356	NORWAY	1 616	11 818	6 310
UGANDA	43	966	503	SWEDEN	7 903	30 644	16 328
TANZANIA	8	379	196	FINLAND	21 309	40 567	21 495
SEYCHELLES	13	234	121	SWITZERLAND	63 572	104 578	55 670
MOZAMBIQUE	10	339	182	AUSTRIA	35 454	143 396	76 468
REUNION	10	96	50	MALTA	81	1 491	793
MAURITIUS	27	805	436	YUGOSLAVIA	18 356	11 626	6 190
COMOROS	16	216	112	TURKEY	24 392	15 841	8 409
ZAMBIA	6	226	118	SOVIET UNION	2 428	993	528
ZIMBABWE	59	4 045	2 209	POLAND	8 743	3 730	1 997

6 IMPORTS AND EXPORTS (SPECIAL TRADE) BY GROUPS OF THE SITC-REV. III AND BY COUNTRIES OF PRODUCTION AND CONSUMPTION 1985

GROUP COUNTRY	DT = 100 KG	1 000 DM	1 000 \$	GROUP COUNTRY	DT = 100 KG	1 000 DM	1 000 \$
CZECHOSLOVA	47	174	91	JAMAICA	70	62	31
HUNGARY	6 867	7 265	3 865	TRINIDAD TOB	66	88	45
BULGARIA	191	288	156	NETH ANTILL	126	151	82
MOROCCO	9	302	162	COLOMBIA	932	2 440	1 307
TUNISIA	3 421	12 977	6 917	VENEZUELA	3 587	5 842	3 003
EGYPT	1 156	1 733	946	ECUADOR	1 000	2 049	1 052
REP S AFRICA	41	306	163	PERU	67	362	187
USA	16 073	157 111	83 702	BRAZIL	916	9 542	5 089
CANADA	1 598	2 783	1 492	CHILE	3 263	11 037	5 803
MEXICO	140	1 929	1 023	BOLIVIA	96	512	270
BRAZIL	609	966	503	PARAGUAY	656	1 022	580
ARGENTINA	32	105	55	URUGUAY	271	1 104	594
IRAQ	71	59	30	ARGENTINA	107	1 298	690
ISRAEL	677	4 446	2 366	CYPRUS	116	358	187
SAUDI ARABIA	38	705	376	LEBANON	340	190	99
KUWAIT	1 001	1 341	716	SYRIA	264	1 008	525
INDIA	1 000	1 546	825	IRAQ	6 177	9 850	5 203
SRI LANKA	22	116	64	IRAN	3 288	10 742	5 730
THAILAND	622	2 572	1 386	ISRAEL	8 306	12 427	6 625
MALAYSIA	1 766	15 060	7 983	JORDAN	146	382	205
SINGAPORE	5 334	20 350	10 835	SAUDI ARABIA	16 254	17 027	9 061
PHILIPPINES	332	592	310	KUWAIT	3 976	7 804	4 063
CHINA	10 609	13 504	7 178	BAHRAIN	1 253	902	486
SOUTH KOREA	3 002	7 445	3 978	QATAR	96	175	92
JAPAN	24 499	133 882	71 319	ARAB EMIRAT	5 113	4 643	2 488
TAIWAN	14 858	62 419	33 184	OMAN	366	1 301	679
HONG KONG	11 099	53 425	28 440	SOUTH YEMEN	941	1 111	586
AUSTRALIA	738	950	502	AFGHANISTAN	17	62	32
EXPORTS	864 201	2 324 319	1 237 684	PAKISTAN	548	2 340	1 237
FRANCE	74 769	273 712	145 546	INDIA	2 253	12 736	6 766
BELGIUM LUX	63 975	127 406	67 754	BANGLADESH	463	464	246
NETHERLANDS	84 272	161 554	85 985	SRI LANKA	282	337	184
ITALY	37 725	205 371	109 350	NEPAL	252	751	389
UNITED KINGDOM	91 643	198 010	105 359	BURMA	116	94	51
IRELAND	2 191	10 352	5 508	THAILAND	6 224	7 853	4 193
DENMARK	32 167	57 551	30 621	INDONESIA	6 088	12 277	6 495
GREECE	10 792	16 109	8 813	MALAYSIA	1 544	3 651	1 949
PORTUGAL	19 299	25 598	13 586	BRUNEI	82	447	241
SPAIN	29 745	91 142	48 603	SINGAPORE	14 961	38 865	20 741
CANARY IS	49	369	198	PHILIPPINES	6 257	5 333	2 810
ICELAND	310	711	376	CHINA	12 079	22 906	12 138
FAROE IS	16	97	52	NORTH KOREA	16	257	140
NORWAY	13 835	26 122	13 948	SOUTH KOREA	1 127	5 611	3 001
SWEDEN	34 626	68 743	36 538	JAPAN	2 700	17 008	9 026
FINLAND	23 884	46 374	24 659	TAIWAN	5 423	9 443	5 006
SWITZERLAND	65 941	200 655	106 852	HONG KONG	7 019	8 490	4 494
AUSTRIA	50 544	159 439	84 942	AUSTRALIA	4 322	17 957	9 540
ANDORRA	28	150	83	PAPUA NEW G	2	277	147
MALTA	338	774	421	NEW ZEALAND	128	820	430
YUGOSLAVIA	3 882	16 024	8 574	772 ELEC. SWITCH. RELAY. CIRCUIT			
TURKEY	6 156	24 712	13 061	IMPORTS	623 431	4 794 965	2 550 914
SOVIET UNION	2 080	14 056	7 480	FRANCE	124 295	626 485	333 221
POLAND	697	4 090	2 180	BELGIUM LUX	27 755	221 729	117 935
CZECHOSLOVA	1 059	5 401	2 892	NETHERLANDS	42 844	325 256	172 985
HUNGARY	2 143	11 581	6 142	ITALY	47 317	271 917	144 505
ROMANIA	8	214	116	UNITED KINGDOM	46 271	305 828	162 709
BULGARIA	634	2 674	1 428	IRELAND	9 425	99 583	52 994
MOROCCO	88	692	360	DENMARK	5 938	50 975	27 073
ALGERIA	749	2 652	1 441	GREECE	10 981	24 544	13 062
TUNISIA	3 339	8 728	4 647	PORTUGAL	17 872	108 147	57 904
LIBYA	1 524	3 450	1 861	SPAIN	22 202	113 683	60 454
EGYPT	8 794	12 048	6 435	NORWAY	5 939	25 049	13 303
SUDAN	1 775	2 631	1 418	SWEDEN	12 928	47 481	25 276
BURKINA FASO	1	115	63	FINLAND	2 679	13 451	7 178
SENEGAL	2	88	45	SWITZERLAND	52 093	664 748	353 887
LIBERIA	612	779	411	AUSTRIA	36 683	331 177	176 049
IVORY COAST	92	117	64	ANDORRA	23	1 561	830
GHANA	33	78	43	MALTA	1 617	14 349	7 629
NIGERIA	2 197	2 144	1 137	YUGOSLAVIA	13 580	24 226	12 891
CAMEROON	16	155	79	TURKEY	1 810	3 339	1 764
CONGO	23	71	37	SOVIET UNION	17	190	104
ZAIRE	89	274	149	POLAND	2 848	3 915	2 090
BURUNDI	32	65	35	CZECHOSLOVA	329	861	452
ANGOLA	45	124	65	HUNGARY	3 675	13 001	6 949
ETHIOPIA	18	112	57	ROMANIA	406	2 036	1 068
KENYA	129	311	165	BULGARIA	71	863	463
TANZANIA	404	192	107	TUNISIA	9 628	53 426	28 506
MOZAMBIQUE	3	196	104	EGYPT	3	153	81
MAURITIUS	50	76	41	GHANA	6	86	46
ZAMBIA	18	72	38	REP S AFRICA	567	7 196	3 847
ZIMBABWE	38	301	156	USA	29 448	584 634	311 045
REP S AFRICA	3 342	18 871	10 063	CANADA	1 162	10 004	5 336
USA	48 135	223 712	119 702	MEXICO	742	4 387	2 319
CANADA	6 432	12 382	6 544	COSTA RICA	1 567	5 444	2 902
MEXICO	1 406	8 301	4 454	BRAZIL	3 847	17 006	9 043
GUATEMALA	198	301	159	ARGENTINA	4	203	108
EL SALVADOR	52	85	46	ISRAEL	758	6 487	3 456
NICARAGUA	195	1 294	698	SAUDI ARABIA	185	700	376
COSTA RICA	444	636	337	KUWAIT	4	219	113
PANAMA	836	1 403	748	BAHRAIN		77	40
CUBA	170	424	235	ARAB EMIRAT	12	128	66
HAITI	3	62	34	INDIA	158	1 148	613
BAHAMAS	234	245	131	THAILAND	447	7 812	4 148
DOMINIC REP	16	104	55	INDONESIA	5	57	30
GUADELOUPE	109	93	50				

6 IMPORTS AND EXPORTS (SPECIAL TRADE) BY GROUPS OF THE SITC-REV. III AND BY COUNTRIES OF PRODUCTION AND CONSUMPTION 1989

GROUP COUNTRY	DT = 100 KG	1 000 DM	1 000 \$	GROUP COUNTRY	DT = 100 KG	1 000 DM	1 000 \$
MALAYSIA	2 934	31 566	16 798	HAITI	48	528	278
SINGAPORE	9 032	128 170	68 127	BAHAMAS	94	243	131
PHILIPPINES	94	1 008	525	DOMINIC REP	339	1 751	920
CHINA	4 507	9 680	5 188	GUADELOUPE	7	76	38
NORTH KOREA	3	67	36	BRIT VIRG IS	248	215	114
SOUTH KOREA	1 955	8 151	4 337	MARTINIQUE	4	68	35
JAPAN	40 656	485 426	258 198	JAMAICA	98	644	332
TAIWAN	18 230	86 775	46 027	TRINIDAD TOB	3	191	106
HONG KONG	7 606	45 000	23 899	NETH ANTILL	214	804	434
AUSTRALIA	169	3 592	1 898	COLOMBIA	3 257	27 498	14 620
NEW ZEALAND	55	1 307	696	VENEZUELA	3 120	23 800	12 682
UNID COUNTR	4	71	31	SURINAME	43	142	74
EXPORTS	1 794 616	11 268 220	5 993 676	FRENCH GUIAN	1	512	275
FRANCE	179 682	1 335 702	710 327	ECUADOR	527	6 234	3 255
BELGIUM LUX	130 568	560 450	298 151	PERU	291	1 805	952
NETHERLANDS	159 939	771 181	410 480	BRAZIL	7 210	71 002	37 795
ITALY	169 025	1 292 038	687 613	CHILE	5 302	24 419	13 073
UNITD KINGDOM	154 380	951 292	505 583	BOLIVIA	72	715	376
IRELAND	17 928	97 140	51 738	PARAGUAY	1 279	3 452	1 829
DENMARK	37 362	217 929	115 932	URUGUAY	325	2 429	1 312
GREECE	13 984	65 955	35 153	ARGENTINA	1 068	14 020	7 474
PORTUGAL	23 375	130 660	69 773	CYPRUS	781	3 481	1 854
SPAIN	77 565	406 761	216 542	LEBANON	169	1 087	584
CANARY IS	2 371	8 443	4 459	SYRIA	1 016	4 626	2 453
ICELAND	2 145	6 656	3 525	IRAQ	7 128	38 345	20 392
NORWAY	27 315	161 805	86 245	IRAN	10 937	47 424	25 186
SWEDEN	94 718	471 749	251 405	ISRAEL	18 267	96 649	51 429
FINLAND	36 211	187 242	99 709	JORDAN	339	2 050	1 087
SWITZERLAND	117 602	823 491	438 423	SAUDI ARABIA	14 357	96 530	51 699
AUSTRIA	130 633	689 930	367 119	KUWAIT	3 641	29 256	15 688
ANDORRA	8	239	129	BAHRAIN	774	2 901	1 542
MALTA	691	6 612	3 570	QATAR	293	1 356	722
YUGOSLAVIA	8 419	85 146	45 313	ARAB EMIRAT	8 930	34 986	18 627
TURKEY	16 139	85 117	45 211	OMAN	1 617	5 943	3 130
SOVIET UNION	6 697	89 370	47 207	NORTH YEMEN	391	2 817	1 539
POLAND	2 827	30 840	16 423	SOUTH YEMEN	61	225	119
CZECHOSLOVA	5 802	45 639	24 504	AFGHANISTAN	93	257	135
HUNGARY	9 533	81 821	43 375	PAKISTAN	3 414	27 804	14 859
ROMANIA	946	6 734	3 576	INDIA	4 526	67 393	35 910
BULGARIA	1 751	16 025	8 538	BANGLADESH	890	4 041	2 155
ALBANIA	86	654	339	SRI LANKA	474	3 652	1 910
MOROCCO	420	3 261	1 726	NEPAL	40	229	119
ALGERIA	2 164	15 361	8 163	BURMA	69	392	208
TUNISIA	11 697	47 247	25 171	THAILAND	4 073	24 035	12 818
LIBYA	4 138	30 312	16 059	VIETNAM	74	683	367
EGYPT	12 050	60 202	31 561	INDONESIA	9 446	32 449	17 355
SUDAN	678	2 259	1 202	MALAYSIA	3 418	24 335	12 990
MAURITANIA	23	263	134	BRUNEI	14	164	85
MALI	37	259	133	SINGAPORE	18 197	139 053	73 870
NIGER	62	371	190	PHILIPPINES	818	6 780	3 632
CHAD	30	74	39	CHINA	9 200	89 387	48 136
CAPE VERDE	34	212	110	NORTH KOREA	51	803	425
SENEGAL	45	213	113	SOUTH KOREA	5 427	50 654	27 132
GAMBIA	199	528	273	JAPAN	12 763	117 277	62 420
GUINEA	25	161	87	TAIWAN	8 857	55 489	29 435
LIBERIA	251	1 347	714	HONG KONG	5 962	35 128	18 703
IVORY COAST	152	1 264	141	MACAO	59	328	176
GHANA	141	1 225	658	AUSTRALIA	24 240	110 489	58 773
TOGO	59	276	147	PAPUA NEW G	2	315	166
NIGERIA	2 962	16 516	8 873	NEW ZEALAND	1 395	8 185	4 348
CAMEROON	306	977	514	AMER OCEANIA	2	75	40
EQUAT GUINEA	16	118	64	N ZEAL OCEAN	41	89	49
GABON	34	215	112	773 ELECTR DISTRIBT.EQPT NES			
CONGO	109	569	300	IMPORTS	1 729 467	2 264 731	1 205 559
ZAIRE	619	4 450	2 289	FRANCE	205 218	167 381	89 118
RWANDA	372	1 305	699	BELGIUM LUX	181 645	153 104	81 604
BURUNDI	47	125	68	NETHERLANDS	74 570	66 535	35 274
ANGOLA	128	635	335	ITALY	167 705	145 747	77 764
ETHIOPIA	835	3 365	1 788	UNITD KINGDOM	44 606	125 839	66 868
SOMALIA	28	115	61	IRELAND	50 728	164 688	87 690
KENYA	487	2 610	1 390	DENMARK	1 776	5 159	2 735
UGANDA	13	265	140	GREECE	2 260	1 226	647
TANZANIA	483	1 627	866	PORTUGAL	62 538	242 954	129 628
SEYCHELLES	5	67	37	SPAIN	23 878	59 793	31 882
MOZAMBIQUE	99	311	166	NORWAY	3 490	8 441	4 533
REUNION	12	93	49	SWEDEN	68 888	38 519	20 532
MAURITIUS	39	298	154	FINLAND	13 020	8 515	4 463
COMOROS	9	85	44	SWITZERLAND	51 768	108 028	57 430
ZAMBIA	114	1 270	665	AUSTRIA	230 503	388 092	206 495
ZIMBABWE	385	2 455	1 300	YUGOSLAVIA	228 922	115 253	61 273
MALAWI	5	89	35	TURKEY	34 301	11 451	6 109
REP S AFRICA	16 462	129 519	68 848	POLAND	120 495	32 892	17 483
BOTSWANA	17	62	34	CZECHOSLOVA	25 394	6 525	3 478
USA	85 328	822 295	434 833	HUNGARY	11 961	22 093	11 741
CANADA	11 320	70 843	37 618	ROMANIA	13 089	3 768	1 991
ST PIERRE	1	150	81	TUNISIA	14 305	42 774	22 884
MEXICO	7 551	60 793	32 292	REP S AFRICA	267	979	523
GUATEMALA	232	1 803	945	USA	41 238	187 401	99 700
HONDURAS	109	942	493	CANADA	2 533	3 991	2 123
EL SALVADOR	226	1 769	940	MEXICO	368	1 442	783
NICARAGUA	131	1 188	626	BRAZIL	3 039	9 895	5 184
COSTA RICA	343	2 000	1 045	ARGENTINA	4	62	33
PANAMA	1	120	58	ISRAEL	3 711	3 954	2 112
ANGUILLA	13	62	34	SAUDI ARABIA	292	234	123
CUBA	10	370	193				

6 IMPORTS AND EXPORTS (SPECIAL TRADE) BY GROUPS OF THE SITC-REV. III AND BY COUNTRIES OF PRODUCTION AND CONSUMPTION 1989

GROUP COUNTRY	DT = 100 KG	1 000 DM	1 000 \$	GROUP COUNTRY	DT = 100 KG	1 000 DM	1 000 \$
INDIA	99	349	182	ARGENTINA	1 735	1 943	1 033
THAILAND	380	835	457	CYPRUS	1 249	871	461
MALAYSIA	222	2 052	1 088	LEBANON	38	61	31
SINGAPORE	1 290	13 288	7 044	SYRIA	617	976	517
PHILIPPINES	299	958	512	IRAQ	44 771	29 682	15 931
CHINA	2 527	2 452	1 305	IRAN	25 341	18 319	9 837
SOUTH KOREA	911	2 167	1 153	ISRAEL	9 394	11 403	6 117
JAPAN	10 520	59 234	31 522	JORDAN	4 989	3 225	1 713
TAIWAN	29 037	52 556	27 925	SAUDI ARABIA	20 457	18 205	9 627
HONG KONG	1 078	3 289	1 748	KUWAIT	3 179	2 856	1 520
AUSTRALIA	282	359	188	BAHRAIN	281	348	180
NEW ZEALAND	74	165	87	QATAR	141	275	142
EXPORTS	2 030 391	2 757 600	1 467 078	ARAB EMIRAT	6 583	5 439	2 901
FRANCE	183 097	235 408	125 244	OMAN	6 250	8 856	4 729
BELGIUM LUX	177 328	225 629	119 877	NORTH YEMEN	120	195	105
NETHERLANDS	318 523	323 013	171 659	AFGHANISTAN	1 435	999	538
ITALY	68 792	137 831	73 386	PAKISTAN	2 945	4 737	2 530
UNITED KINGDOM	134 546	281 591	149 618	INDIA	8 278	10 245	5 438
IRELAND	34 337	46 799	24 980	BANGLADESH	37	82	45
DENMARK	92 358	103 215	54 817	SRI LANKA	9 213	3 927	2 083
GREECE	6 457	9 885	5 266	NEPAL	86	187	103
PORTUGAL	40 289	66 476	35 419	BURMA	207	651	333
SPAIN	69 580	104 314	55 583	THAILAND	3 941	5 394	2 860
CANARY IS	406	532	289	VIETNAM	627	581	317
ICELAND	3 606	2 511	1 337	INDONESIA	7 018	3 746	1 988
NORWAY	17 934	26 786	14 221	MALAYSIA	1 083	3 069	1 631
SWEDEN	102 037	141 755	75 554	BRUNEI	48	93	48
FINLAND	18 970	32 653	17 377	SINGAPORE	8 412	18 702	9 947
SWITZERLAND	107 203	147 421	78 436	PHILIPPINES	911	2 607	1 396
AUSTRIA	247 339	290 458	154 548	CHINA	4 841	7 212	3 818
MALTA	332	1 419	768	NORTH KOREA	77	1 008	532
YUGOSLAVIA	15 139	25 788	13 698	SOUTH KOREA	2 285	6 401	3 437
TURKEY	4 642	6 994	3 749	JAPAN	1 346	13 278	7 054
SOVIET UNION	13 187	23 858	12 719	TAIWAN	7 119	17 809	9 469
POLAND	28 563	17 779	9 467	HONG KONG	8 221	9 807	5 212
CZECHOSLOVAKIA	3 506	3 891	2 076	AUSTRALIA	6 207	14 173	7 539
HUNGARY	10 530	19 390	10 296	NEW ZEALAND	432	1 128	603
ROMANIA	486	1 993	1 082	774 ELECTRO-MEDICAL, XRAY EQUIP			
BULGARIA	2 708	2 949	1 604	IMPORTS	48 105	923 017	490 683
ALBANIA	143	215	116	FRANCE	4 217	50 797	27 139
MOROCCO	675	2 219	1 181	BELGIUM LUX	777	10 726	5 698
ALGERIA	6 521	8 745	4 705	NETHERLANDS	11 230	198 183	105 562
TUNISIA	9 044	12 127	6 418	ITALY	5 207	44 876	23 831
LIBYA	6 841	8 954	4 781	UNITED KINGDOM	3 219	72 544	38 568
EGYPT	12 875	15 624	8 419	IRELAND	12	241	132
SUDAN	3 532	3 073	1 634	DENMARK	1 438	21 664	11 515
MAURITANIA	38	179	91	GREECE	3	504	271
MALI	239	304	156	PORTUGAL	29	130	74
BURKINA FASO	47	57	30	SPAIN	438	1 952	1 045
SENEGAL	88	336	176	NORWAY	122	9 712	5 124
GAMBIA	578	370	194	SWEDEN	3 389	65 227	34 555
GUINEA	425	645	350	FINLAND	1 615	20 388	10 914
LIBERIA	1 077	1 049	555	SWITZERLAND	1 507	40 040	21 388
IVORY COAST	1 301	1 517	867	AUSTRIA	1 703	19 345	10 228
GHANA	70	93	51	YUGOSLAVIA	153	1 188	637
TOGO	140	87	49	TURKEY	40	1 036	534
NIGERIA	10 587	15 100	7 986	POLAND	90	83	42
CAMEROON	256	463	248	CZECHOSLOVAKIA	8	532	282
CENTRAL AFRICAN REP	5	67	33	HUNGARY	98	733	398
GABON	84	69	34	EGYPT	1	84	46
ZAIRE	583	887	470	REP S AFRICA	10	331	176
RWANDA	1 954	1 496	759	USA	8 513	238 813	126 785
BURUNDI	1 337	865	446	CANADA	109	1 274	674
ETHIOPIA	1 135	815	433	BRAZIL	1	80	43
KENYA	115	455	236	ISRAEL	433	7 078	3 795
TANZANIA	1 080	2 310	1 236	ARAB EMIRAT	7	99	51
MOZAMBIQUE	28	73	36	INDIA	7	100	52
ZIMBABWE	360	463	248	MALAYSIA	5	78	43
REP S AFRICA	9 270	20 367	10 802	SINGAPORE	91	644	341
BOTSWANA	600	347	188	PHILIPPINES	8	98	53
USA	28 441	103 330	54 914	CHINA	5	72	39
CANADA	7 178	11 030	5 802	SOUTH KOREA	25	426	225
MEXICO	2 666	7 815	4 164	JAPAN	3 451	112 457	59 625
GUATEMALA	1 119	780	408	TAIWAN	95	804	433
EL SALVADOR	297	225	121	HONG KONG	11	212	115
NICARAGUA	118	158	84	AUSTRALIA	1	193	104
COSTA RICA	819	532	279	EXPORTS	140 309	2 782 260	1 482 486
CUBA	87	215	114	FRANCE	8 597	200 809	106 698
HAITI	236	310	166	BELGIUM LUX	3 445	81 702	43 322
BAHAMAS	203	103	54	NETHERLANDS	12 067	191 081	102 029
DOMINIC REP	275	201	104	ITALY	7 270	167 094	89 115
BRIT VIRG IS	3 548	5 346	2 839	UNITED KINGDOM	8 152	157 901	84 210
ST LUCIA	623	408	212	IRELAND	3 215	5 824	3 115
TRINIDAD TOB	46	78	43	DENMARK	1 016	26 001	13 770
NETH ANTILL	2 728	1 133	606	GREECE	746	16 085	8 567
COLOMBIA	195	416	223	PORTUGAL	843	12 220	6 559
VENEZUELA	642	1 151	615	SPAIN	4 228	80 846	43 092
SURINAME	105	69	35	CANARY IS	30	425	228
ECUADOR	150	330	178	ICELAND	47	1 113	581
PERU	655	887	479	FAROE IS	6	64	34
BRAZIL	1 750	5 417	2 888	NORWAY	725	14 105	7 491
CHILE	3 694	6 236	3 291	SWEDEN	2 494	51 247	27 299
BOLIVIA	185	245	130				
PARAGUAY	1 327	2 341	1 234				
URUGUAY	41	68	37				

6 IMPORTS AND EXPORTS (SPECIAL TRADE) BY GROUPS OF THE SITC-REV. III AND BY COUNTRIES OF PRODUCTION AND CONSUMPTION 1989

GROUP COUNTRY	DT = 100 KG	1 000 DM	1 000 \$	GROUP COUNTRY	DT = 100 KG	1 000 DM	1 000 \$
FINLAND	1 267	27 886	14 895	NORTH KOREA	55	1 087	584
SWITZERLAND	3 394	65 768	34 993	SOUTH KOREA	1 034	18 723	9 962
AUSTRIA	4 257	93 903	50 068	JAPAN	7 799	152 641	81 230
MALTA	6	271	147	TAIWAN	416	11 022	5 917
YUGOSLAVIA	1 437	45 441	24 190	HONG KONG	1 368	18 544	9 807
TURKEY	1 410	18 108	9 719	AUSTRALIA	1 190	24 678	13 022
SOVIET UNION	2 334	53 485	28 521	NEW ZEALAND	35	1 406	746
POLAND	552	25 859	13 803	FR POLYNESIA	3	102	52
CZECHOSLOVA	785	31 002	16 908				
HUNGARY	550	20 154	10 810	775 DOM.ELEC, NON-ELEC. EQUIPT			
ROMANIA	92	3 078	1 713				
BULGARIA	180	6 216	3 312	IMPORTS	2 719 705	3 325 589	1 770 997
ALBANIA	14	387	201	FRANCE	356 932	494 437	264 162
MOROCCO	250	3 325	1 744	BELGIUM LUX	28 973	40 139	21 390
ALGERIA	138	4 740	2 566	NETHERLANDS	160 775	247 606	130 975
TUNISIA	116	1 888	1 003	ITALY	880 666	764 493	407 612
LIBYA	763	25 877	13 829	UNITD KINGDOM	151 208	229 649	122 526
EGYPT	395	7 337	3 954	IRELAND	41 929	122 410	65 344
SUDAN	44	463	249	DENMARK	74 030	67 699	36 119
BURKINA FASO	76	86	46	GREECE	4 455	5 224	2 779
NIGER	2	77	40	PORTUGAL	7 084	8 408	4 495
CHAD	2	68	35	SPAIN	73 728	104 754	55 785
GUINEA	63	418	218	NORWAY	2 071	3 777	2 027
SIERRA LEONE	1	163	83	SWEDEN	59 309	96 819	51 626
IVORY COAST	53	1 152	620	FINLAND	7 765	8 861	4 723
GHANA	11	1 252	718	SWITZERLAND	39 617	105 090	56 064
TOGO	2	101	52	AUSTRIA	187 903	247 230	131 684
BENIN	2	90	48	MALTA	231	1 991	1 058
NIGERIA	97	1 773	943	YUGOSLAVIA	167 368	99 602	52 915
CAMEROON	19	268	140	TURKEY	5 093	4 551	2 425
CENT AFR REP	13	61	31	SOVIET UNION	31 087	10 977	5 797
ZAIRE	45	1 130	633	POLAND	26 330	16 021	8 522
RWANDA	49	206	113	CZECHOSLOVA	3 857	2 685	1 443
BURUNDI	14	95	52	HUNGARY	48 531	26 012	13 804
ANGOLA	30	611	322	ROMANIA	3 578	1 142	605
ETHIOPIA	41	267	147	BULGARIA	722	1 251	656
SOMALIA	31	60	31	ALGERIA	1 962	839	444
KENYA	107	1 121	582	REP S AFRICA	16	73	39
UGANDA	86	1 304	707	USA	23 356	55 188	29 296
TANZANIA	163	702	378	CANADA	3 436	4 816	2 589
MOZAMBIQUE	158	1 006	537	BRAZIL	217	381	203
ZAMBIA	171	306	163	ISRAEL	216	980	541
ZIMBABWE	26	198	102	INDIA	4	70	38
MALAWI	26	156	84	THAILAND	22 255	32 765	17 612
REP S AFRICA	1 191	30 744	16 382	MALAYSIA	17	307	161
BOTSWANA	22	218	116	SINGAPORE	15 533	25 929	13 818
USA	40 346	706 613	375 680	CHINA	24 052	43 514	23 169
CANADA	3 510	61 518	32 754	SOUTH KOREA	128 935	138 628	73 278
MEXICO	1 585	21 601	11 690	JAPAN	87 302	196 286	104 213
GUATEMALA	76	636	344	TAIWAN	8 476	19 660	10 452
HONDURAS	9	77	42	HONG KONG	40 473	94 965	50 417
EL SALVADOR	4	96	51	AUSTRALIA	20	78	40
NICARAGUA	23	195	103	NEW ZEALAND	131	109	60
COSTA RICA	60	850	440				
CUBA	891	22 931	12 235	EXPORTS	4 480 048	6 332 138	3 371 805
HAITI	16	215	115	FRANCE	756 484	966 954	514 821
GUADELOUPE	3	141	72	BELGIUM LUX	341 529	430 877	229 008
COLOMBIA	231	3 750	2 005	NETHERLANDS	571 162	746 147	397 564
VENEZUELA	262	5 090	2 746	ITALY	321 091	472 032	251 267
ECUADOR	59	1 838	986	UNITD KINGDOM	322 643	471 868	251 215
PERU	2	112	61	IRELAND	36 693	54 885	29 223
BRAZIL	954	26 045	13 988	DENMARK	146 545	189 987	101 190
CHILE	87	1 080	576	GREECE	114 353	148 347	79 219
PARAGUAY	10	571	311	PORTUGAL	46 417	55 427	29 528
URUGUAY	153	5 278	2 783	SPAIN	239 377	297 150	158 652
ARGENTINA	325	8 039	4 292	CANARY IS	8 932	12 862	6 850
CYPRUS	6	258	138	CEUTA MEL	35	157	80
LEBANON	20	350	185	ICELAND	8 724	11 916	6 349
SYRIA	26	339	180	FAROE IS	286	519	275
IRAQ	375	12 621	6 911	NORWAY	94 666	118 071	62 977
IRAN	829	22 345	11 916	SWEDEN	192 445	273 517	145 897
ISRAEL	603	5 880	3 145	FINLAND	111 079	151 880	80 928
JORDAN	89	1 944	1 001	SWITZERLAND	267 858	432 651	230 277
SAUDI ARABIA	1 287	21 557	11 489	AUSTRIA	390 767	532 461	283 323
KUWAIT	184	4 742	2 515	ANDORRA	661	2 698	1 432
BAHRAIN	159	2 708	1 446	GIBRALTAR	58	200	107
QATAR	121	1 938	1 051	MALTA	3 080	4 178	2 221
ARAB EMIRAT	268	7 098	3 788	YUGOSLAVIA	19 562	38 836	20 834
OMAN	32	473	250	TURKEY	102 878	134 946	71 906
NORTH YEMEN	98	1 110	582	SOVIET UNION	4 432	8 937	4 820
SOUTH YEMEN	86	760	423	POLAND	4 473	10 013	5 361
AFGHANISTAN	25	155	82	CZECHOSLOVA	1 475	4 534	2 419
PAKISTAN	517	8 046	4 282	HUNGARY	12 175	18 149	9 685
INDIA	1 471	34 315	18 245	ROMANIA	359	676	371
BANGLADESH	113	2 025	1 092	BULGARIA	1 373	2 294	1 213
MALDIVES	10	110	56	MOROCCO	550	765	402
SRI LANKA	45	377	199	ALGERIA	46	276	146
NEPAL	19	118	62	TUNISIA	384	721	385
THAILAND	221	3 307	1 763	LIBYA	566	858	450
VIETNAM	239	1 425	771	EGYPT	4 542	6 041	3 140
INDONESIA	129	4 900	2 559	SUDAN	107	139	78
MALAYSIA	268	3 885	2 098	LIBERIA	150	204	106
BRUNEI	13	132	67	IVORY COAST	22	64	32
SINGAPORE	181	3 586	1 911	GHANA	44	86	40
PHILIPPINES	142	3 970	2 059	TOGO	220	276	145
MONGOLIA	12	146	79				
CHINA	1 753	50 597	27 057				

6 IMPORTS AND EXPORTS (SPECIAL TRADE) BY GROUPS OF THE SITC-REV. III AND BY COUNTRIES OF PRODUCTION AND CONSUMPTION 1989

GROUP COUNTRY	DT = 100 KG	1 000 DM	1 000 \$	GROUP COUNTRY	DT = 100 KG	1 000 DM	1 000 \$
NIGERIA	286	472	247	USA	11 163	1 015 659	540 228
CAMEROON	91	142	71	CANADA	64	12 170	6 478
GABON	62	114	54	MEXICO	82	8 589	4 551
ZAIRE	23	85	43	HAITI	8	321	174
ANGOLA	155	271	148	BRAZIL	397	9 671	5 153
ETHIOPIA	27	61	33	ARGENTINA		71	34
KENYA	98	276	147	ISRAEL	79	870	459
TANZANIA	119	221	111	SAUDI ARABIA	67	365	190
MOZAMBIQUE	24	62	32	KUWAIT	1	128	70
REUNION	234	440	232	ARAB EMIRAT		85	45
MAURITIUS	127	395	208	INDIA	34	718	384
ZIMBABWE	16	60	32	THAILAND	540	39 396	20 964
REP S AFRICA	24 897	30 071	15 968	INDONESIA	7	62	34
USA	101 193	227 997	121 207	MALAYSIA	2 668	221 308	118 278
CANADA	13 851	39 997	21 130	SINGAPORE	7 770	328 623	173 898
MEXICO	2 687	7 140	3 821	PHILIPPINES	3 397	155 913	82 867
COSTA RICA	47	232	123	CHINA	356	4 526	2 473
CUBA	8	142	78	NORTH KOREA	1	353	185
GUADELOUPE	79	207	113	SOUTH KOREA	4 212	268 278	142 461
MARTINIQUE	181	254	134	JAPAN	104 884	1 871 305	993 503
NETH ANTILL	52	176	94	TAIWAN	12 379	185 445	98 836
COLOMBIA	442	428	235	HONG KONG	1 681	81 460	43 428
VENEZUELA	19	131	69	AUSTRALIA	12	664	347
FRENCH GUIAN	114	221	120				
ECUADOR	64	127	66	EXPORTS	575 929	6 655 759	3 540 227
PERU	13	108	57	FRANCE	34 953	753 061	399 996
BRAZIL	98	1 061	565	BELGIUM LUX	97 786	241 581	128 851
CHILE	3 566	6 228	3 277	NETHERLANDS	19 067	273 197	145 419
BOLIVIA	134	236	128	ITALY	104 527	1 295 686	688 678
PARAGUAY	114	185	97	UNITD KINGDOM	47 499	702 396	372 667
URUGUAY	267	681	361	IRELAND	891	129 589	69 237
ARGENTINA	75	291	157	DENMARK	2 750	59 859	31 846
CYPRUS	6 473	10 035	5 338	GREECE	1 982	10 778	5 747
LEBANON	1 897	2 768	1 496	PORTUGAL	2 415	84 569	45 030
SYRIA	205	349	195	SPAIN	72 772	219 955	117 172
IRAQ	881	1 724	930	CANARY IS	328	571	301
IRAN	3 720	7 740	4 083	ICELAND	1	175	82
ISRAEL	44 117	44 851	24 000	NORWAY	243	16 431	8 725
JORDAN	160	338	181	SWEDEN	14 904	80 937	42 592
SAUDI ARABIA	10 875	17 884	9 610	FINLAND	23 306	63 400	36 936
KUWAIT	4 341	7 078	3 741	SWITZERLAND	2 810	124 393	66 199
BAHRAIN	941	1 704	899	AUSTRIA	36 518	558 702	296 987
QATAR	528	1 283	686	ANDORRA	14	626	339
ARAB EMIRAT	8 000	14 573	7 760	MALTA	19	6 749	3 585
OMAN	709	1 293	677	YUGOSLAVIA	13 046	39 861	21 211
NORTH YEMEN	51	169	89	TURKEY	11 102	45 302	24 183
AFGHANISTAN	598	693	365	SOVIET UNION	1 337	9 393	4 992
PAKISTAN	746	1 376	717	POLAND	778	10 225	5 455
INDIA	97	867	453	CZECHOSLOVA	1 217	8 217	4 400
SRI LANKA	157	328	171	HUNGARY	9 604	48 730	25 966
THAILAND	3 143	5 998	3 200	ROMANIA	5	256	134
INDONESIA	1 098	2 582	1 373	BULGARIA	1 916	8 745	4 605
MALAYSIA	892	1 700	905	ALBANIA	4	61	36
SINGAPORE	4 322	9 668	5 126	MOROCCO	236	2 690	1 462
PHILIPPINES	911	1 136	598	ALGERIA	10 307	17 444	9 406
CHINA	2 066	3 149	1 654	TUNISIA	840	3 397	1 822
NORTH KOREA	123	63	32	LIBYA	28	1 833	977
SOUTH KOREA	6 879	10 070	5 398	EGYPT	29	602	316
JAPAN	49 405	158 146	84 022	SUDAN	8	136	76
TAIWAN	4 577	10 867	5 766	MALI	30	507	268
HONG KONG	9 159	23 967	12 745	BURKINA FASO	4	121	66
AUSTRALIA	30 206	57 208	30 455	NIGER	2	99	57
NEW ZEALAND	4 273	9 443	5 028	BENIN	1	135	71
NEW CALEDON	139	247	135	NIGERIA	7	410	216
FR POLYNESIA	105	219	116	CONGO	32	81	41
UNID COUNTR	381	417	221	RWANDA	1	79	41
776 TRANSISTORS, VALVES, ETC.				ANGOLA	7	104	55
IMPORTS	541 742	7 335 910	3 899 760	SOMALIA	10	73	39
FRANCE	31 922	420 171	224 197	KENYA	5	100	52
BELGIUM LUX	9 581	105 432	56 124	TANZANIA	22	88	50
NETHERLANDS	76 548	568 898	301 226	MOZAMBIQUE	1	72	37
ITALY	156 328	373 228	198 898	ZIMBABWE		379	206
UNITD KINGDOM	76 200	759 662	404 094	MALAWI	12	108	56
IRELAND	493	68 462	36 609	REP S AFRICA	591	28 719	15 248
DENMARK	1 148	19 982	10 618	BOTSWANA	1	141	81
GREECE	6	299	153	USA	5 712	448 737	239 504
PORTUGAL	4 160	105 872	56 245	CANADA	193	30 766	16 361
SPAIN	1 668	16 283	8 681	MEXICO	767	4 207	2 237
NORWAY	33	2 637	1 405	COSTA RICA	8	97	49
SWEDEN	997	34 208	18 259	COLOMBIA	10	454	234
FINLAND	330	7 745	4 115	VENEZUELA	1	897	486
SWITZERLAND	1 940	54 000	28 737	FRENCH GUIAN		804	406
AUSTRIA	12 536	501 795	266 917	ECUADOR	2	103	54
MALTA	979	31 489	16 737	PERU	2	106	58
YUGOSLAVIA	1 425	13 177	7 025	BRAZIL	506	35 328	18 899
TURKEY	7	486	256	CHILE	31	594	306
SOVIET UNION	225	742	392	BOLIVIA	32	93	48
POLAND	7 232	6 169	3 267	PARAGUAY	13	112	60
CZECHOSLOVA	6 764	5 508	2 939	URUGUAY	631	943	495
HUNGARY	262	1 751	943	ARGENTINA	72	6 954	3 754
ROMANIA	10	80	41	CYPRUS	5	418	224
BULGARIA	28	193	103	LEBANON	3	141	73
MOROCCO	1 086	31 004	16 390	SYRIA	8	1 004	540
REP S AFRICA	8	343	177	IRAQ	153	4 043	2 149
				IRAN	70	6 785	3 627
				ISRAEL	418	12 337	6 571

6 IMPORTS AND EXPORTS (SPECIAL TRADE) BY GROUPS OF THE SITC-REV. III AND BY COUNTRIES OF PRODUCTION AND CONSUMPTION 1989

GROUP COUNTRY	DT = 100 KG	1 000 DM	1 000 \$	GROUP COUNTRY	DT = 100 KG	1 000 DM	1 000 \$
JORDAN	2	161	82	ITALY	441 963	1 017 948	542 326
SAUDI ARABIA	165	1 425	772	UNITED KINGDOM	351 171	902 238	480 152
KUWAIT	4	586	320	IRELAND	7 334	23 296	12 391
BAHRAIN		89	43	DENMARK	73 940	193 300	103 178
QATAR	1	159	80	GREECE	62 888	72 407	38 671
ARAB EMIRAT	6	563	300	PORTUGAL	39 946	89 414	47 736
OMAN	1	258	140	SPAIN	282 563	548 447	292 199
NORTH YEMEN	2	231	118	CANARY IS	5 738	8 293	4 411
PAKISTAN	19	945	509	CEUTA MEL	216	317	163
INDIA	640	17 913	9 570	ICELAND	5 131	6 781	3 571
BANGLADESH	23	121	64	NORWAY	91 243	118 917	63 364
SRI LANKA	18	388	208	SWEDEN	306 784	515 908	274 983
THAILAND	303	67 339	35 834	FINLAND	58 801	183 565	97 696
INDONESIA	253	721	373	SWITZERLAND	139 476	553 667	294 859
MALAYSIA	11 174	179 205	95 348	AUSTRIA	150 430	522 384	278 245
SINGAPORE	5 762	370 304	196 369	ANDORRA	237	738	384
PHILIPPINES	2 733	123 645	66 092	GIBRALTAR	52	102	51
CHINA	3 628	8 603	4 571	MALTA	1 514	2 958	1 576
NORTH KOREA	3	293	159	YUGOSLAVIA	73 744	117 865	62 810
SOUTH KOREA	2 791	32 190	17 059	TURKEY	71 414	78 215	41 667
JAPAN	610	59 484	31 813	SOVIET UNION	100 136	137 608	73 405
TAIWAN	5 716	210 000	111 882	POLAND	26 953	46 582	24 888
HONG KONG	18 931	156 962	83 408	CZECHOSLOVAKIA	29 762	42 872	22 901
AUSTRALIA	517	11 309	6 015	HUNGARY	24 229	69 981	37 121
NEW ZEALAND	1	470	245	ROMANIA	622	2 294	1 241
778 ELECTRIC. MACH. APPART. NES				BULGARIA	45 145	42 515	22 739
IMPORTS	3 308 642	6 496 747	3 461 528	ALBANIA	2 393	2 717	1 429
FRANCE	441 039	590 371	314 621	MOROCCO	2 368	5 710	3 025
BELGIUM LUX	253 547	395 561	210 811	ALGERIA	13 232	25 509	13 708
NETHERLANDS	997 703	571 242	303 938	TUNISIA	3 917	8 663	4 591
ITALY	275 753	481 242	257 102	LIBYA	10 623	14 771	7 936
UNITED KINGDOM	115 958	458 056	244 164	EGYPT	33 073	41 842	22 085
IRELAND	2 589	24 181	12 918	SUDAN	587	1 543	815
DENMARK	13 516	42 056	22 433	MAURITANIA	290	400	213
GREECE	10 294	8 536	4 555	MALI	542	1 022	542
PORTUGAL	54 131	63 302	33 771	BURKINA FASO	161	151	80
SPAIN	176 988	335 432	178 924	NIGER	24	158	96
ICELAND	9	78	41	CAPE VERDE	52	71	34
NORWAY	10 811	14 579	7 697	SENEGAL	386	524	269
SWEDEN	25 377	76 327	40 690	GAMBIA	328	255	136
FINLAND	5 412	25 696	13 682	GUIN BISSAU	262	144	77
SWITZERLAND	105 099	465 258	248 419	GUINEA	1 575	774	409
AUSTRIA	174 888	232 716	124 073	SIERRA LEONE	1 478	564	295
MALTA	10	190	99	LIBERIA	250	767	406
YUGOSLAVIA	80 737	61 260	32 540	IVORY COAST	1 215	1 115	594
TURKEY	392	733	384	GHANA	3 285	2 380	1 269
SOVIET UNION	14 480	4 693	2 483	TOGO	780	362	190
POLAND	28 478	8 919	4 780	BENIN	29	121	64
CZECHOSLOVAKIA	2 685	4 536	2 400	NIGERIA	17 490	14 235	7 561
HUNGARY	15 027	27 310	14 534	CAMEROON	1 294	1 354	711
ROMANIA	2 654	2 735	1 464	CENT AFR REP	132	133	68
BULGARIA	1 140	463	245	S. TOPE PRINC	8	124	66
EGYPT	6	125	65	GABON	920	1 342	697
MAURITIUS	79	660	354	CONGO	484	417	221
ZAMBIA	2	73	38	ZAIRE	903	1 790	947
REP S AFRICA	293	1 033	543	RWANDA	496	1 041	558
USA	79 908	667 671	354 971	BURUNDI	176	329	173
CANADA	26 516	31 100	16 581	ANGOLA	2 382	1 904	1 016
ST PIERRE	10	263	141	ETHIOPIA	1 528	1 207	626
MEXICO	1 417	2 896	1 538	SOMALIA	33	201	105
EL SALVADOR	159	2 557	1 391	KENYA	1 980	2 278	1 207
PANAMA	24	68	35	UGANDA	116	310	156
BARBADOS		93	49	TANZANIA	1 807	1 567	830
COLOMBIA	4	117	60	MOZAMBIQUE	155	1 145	600
VENEZUELA	10	199	107	MADAGASCAR	250	496	267
BRAZIL	8 394	17 992	9 523	REUNION	705	1 452	769
ARGENTINA	38	150	80	MAURITIUS	467	1 408	741
LEBANON	159	244	127	ZAMBIA	430	2 238	1 172
ISRAEL	1 789	19 245	10 196	ZIMBABWE	331	1 455	773
SAUDI ARABIA	96	160	86	MALAWI	33	111	58
KUWAIT	40	109	56	REP S AFRICA	25 420	86 886	46 144
ARAB EMIRAT	118	212	114	USA	285 985	851 252	452 528
OMAN	4	102	53	CANADA	25 565	61 303	32 658
PAKISTAN	9	134	69	MEXICO	19 842	50 550	26 902
INDIA	495	794	419	GUATEMALA	771	1 648	872
THAILAND	7 026	5 909	3 157	HONDURAS	21	615	330
INDONESIA	232	257	133	EL SALVADOR	35	184	93
MALAYSIA	1 386	27 378	14 513	NICARAGUA	89	304	163
SINGAPORE	7 952	67 126	35 797	COSTA RICA	279	1 254	659
PHILIPPINES	1 606	2 732	1 454	PANAMA	27	189	105
CHINA	9 726	15 313	8 167	CUBA	1 257	1 137	616
NORTH KOREA	63	192	104	HAITI	304	458	243
SOUTH KOREA	56 745	137 276	73 687	DOMINIC REP	3 568	1 916	1 003
JAPAN	202 173	1 308 268	696 508	GUADELOUPE	193	626	318
TAIWAN	75 634	219 268	116 862	MARTINIQUE	556	722	374
HONG KONG	16 539	66 595	35 237	JAMAICA	68	267	136
AUSTRALIA	1 014	3 510	1 837	BARBADOS	13	73	36
NEW ZEALAND	141	848	447	TRINIDAD TOB	787	355	196
EXPORTS	4 701 078	10 025 644	5 338 726	NETH ANTILL	47	237	126
FRANCE	477 149	1 248 234	665 189	COLOMBIA	1 165	5 229	2 773
BELGIUM LUX	230 174	506 852	269 786	VENEZUELA	347 016	29 721	15 935
NETHERLANDS	317 041	683 860	364 412	SURINAME	60	113	58
				FRENCH GUIAN	268	254	134
				ECUADOR	972	3 145	1 658
				PERU	376	2 623	1 383
				BRAZIL	19 960	53 928	28 357
				CHILE	10 167	17 290	9 222

6 IMPORTS AND EXPORTS (SPECIAL TRADE) BY GROUPS OF THE SITC-REV. III AND BY COUNTRIES OF PRODUCTION AND CONSUMPTION 1989

GROUP COUNTRY	DT = 100 KG	1 000 DM	1 000 \$	GROUP COUNTRY	DT = 100 KG	1 000 DM	1 000 \$
BOLIVIA	448	1 000	533	VENEZUELA	117	267	142
PARAGUAY	305	646	335	BRAZIL	7 544	8 290	4 440
URUGUAY	246	965	512	URUGUAY	127	85	45
ARGENTINA	6 791	9 876	5 280	ARGENTINA	112	69	37
CYPRUS	1 550	3 250	1 725	IRAQ	59	65	36
LEBANON	5 972	4 969	2 679	IRAN	28	69	38
SYRIA	972	2 331	1 241	ISRAEL	70	99	53
IRAQ	8 314	12 431	6 612	JORDAN	68	189	105
IRAN	12 861	22 319	11 879	SAUDI ARABIA	305	1 126	611
ISRAEL	29 944	46 599	24 816	KUWAIT	99	261	137
JORDAN	5 228	3 898	2 071	QATAR	55	69	35
SAUDI ARABIA	39 487	39 278	20 882	ARAB EMIRAT	191	785	426
KUWAIT	9 227	11 720	6 225	OMAN	67	274	145
BAHRAIN	12 562	4 786	2 507	SRI LANKA	42	124	63
QATAR	709	1 646	862	THAILAND	95	92	49
ARAB EMIRAT	11 166	16 744	8 832	SINGAPORE	23	150	80
OMAN	2 110	3 132	1 647	CHINA	219	196	105
NORTH YEMEN	63	274	143	NORTH KOREA	235	348	186
SOUTH YEMEN	11	70	38	SOUTH KOREA	1 616	2 346	1 236
AFGHANISTAN	1 220	475	256	JAPAN	5 040 694	6 883 513	3 671 238
PAKISTAN	2 082	8 485	4 507	TAIWAN	216	668	347
INDIA	3 850	37 307	19 805	HONG KONG	39	121	65
BANGLADESH	363	931	500	AUSTRALIA	157	202	110
MALDIVES	27	136	68	NEW ZEALAND	156	80	43
SRI LANKA	396	1 146	602				
BURMA	565	448	244	EXPORTS	31 874 720	66 475 485	35 433 183
THAILAND	8 884	20 632	10 960	FRANCE	3 285 216	6 281 735	3 349 273
LAOS	4	62	31	BELGIUM LUX	5 217 200	7 027 727	3 745 234
VIETNAM	584	668	362	NETHERLANDS	1 387 387	2 306 529	1 231 456
INDONESIA	18 337	19 146	10 193	ITALY	4 235 751	8 226 176	4 383 936
MALAYSIA	15 257	39 707	21 088	UNTD KINGDOM	4 222 575	9 580 351	5 089 982
BRUNEI	305	453	240	IRELAND	131 306	195 816	104 616
SINGAPORE	18 535	66 778	35 409	DENMARK	230 354	334 631	178 308
PHILIPPINES	10 892	11 243	5 991	GREECE	237 677	362 467	193 565
MONGOLIA	4	65	35	PORTUGAL	318 861	497 676	266 098
CHINA	30 161	38 425	20 236	SPAIN	1 570 425	2 861 224	1 520 229
NORTH KOREA	176	1 678	894	CANARY IS	82 220	165 544	88 166
SOUTH KOREA	7 256	35 954	19 181	CEUTA MEL	7 472	16 327	8 672
JAPAN	40 751	235 684	125 821	ICELAND	9	598	5 106
TAIWAN	25 304	64 316	34 232	NORWAY	165 346	278 871	148 843
HONG KONG	15 489	48 740	25 892	SWEDEN	916 680	1 873 967	1 001 384
MACAO	7	128	65	FINLAND	418 028	691 513	368 815
AUSTRALIA	64 752	133 223	71 022	SWITZERLAND	1 234 767	3 015 945	1 605 344
PAPUA NEW G	129	256	136	AUSTRIA	1 238 224	2 452 126	1 302 930
NEW ZEALAND	15 459	14 590	7 721	ANDORRA	7 719	24 830	13 165
NEW CALEDON	85	601	303	GIBRALTAR	4 450	15 366	8 259
KIRIBATI	51	54	30	MALTA	5 807	13 653	7 256
N ZEAL OCEAN	23	84	44	YUGOSLAVIA	99 894	157 811	84 168
FR POLYNESIA	2 333	1 653	878	TURKEY	52 992	152 265	83 529
UNID COUNTR	1	140	74	SOVIET UNION	19 638	36 459	19 394
				POLAND	209 127	178 276	95 508
781 PASS.MOTOP VEHCLS.EX.BUS				CZECHOSLOVA	14 357	18 861	10 035
IMPORTS	13 514 413	20 369 602	10 854 846	HUNGARY	241 011	328 272	175 803
FRANCE	1 891 190	2 810 568	1 500 649	ROMANIA	724	1 740	929
BELGIUM LUX	3 091 108	5 667 874	3 010 147	BULGARIA	11 268	17 764	9 419
NETHERLANDS	126 099	225 407	124 100	ALBANIA	411	497	260
ITALY	1 263 333	1 659 671	886 233	MOROCCO	7 936	23 358	12 417
UNTD KINGDOM	310 629	583 487	311 867	ALGERIA	11 894	22 496	12 053
IRELAND	125	210	113	TUNISIA	30 638	28 786	15 378
DENMARK	17 648	28 549	15 216	LIBYA	37 220	65 779	34 776
GREECE	644	1 096	585	EGYPT	35 756	89 547	48 141
PORTUGAL	2 131	3 027	1 615	SUDAN	2 211	5 782	3 048
SPAIN	825 624	1 117 223	594 950	MAURITANIA	586	969	523
ICELAND	68	260	136	MALI	867	2 218	1 180
NORWAY	2 185	4 875	2 567	BURKINA FASO	526	1 415	749
SWEDEN	137 193	306 512	163 256	NIGER	1 540	1 964	1 032
FINLAND	17 199	40 682	21 605	CHAD	199	531	276
SWITZERLAND	10 624	17 102	9 129	CAPE VERDE	30	79	41
AUSTRIA	62 190	122 555	65 294	SENEGAL	2 441	4 050	2 163
MALTA	38	113	61	GAMBIA	1 315	2 564	1 353
YUGOSLAVIA	71 781	116 814	61 936	GUIN BISSAU	188	275	146
TURKEY	256	470	249	GUINEA	1 218	1 590	851
SOVIET UNION	154 482	81 988	43 503	SIERRA LEONE	4 045	4 380	2 329
POLAND	35 279	16 673	8 899	LIBERIA	4 807	6 212	3 333
CZECHOSLOVA	23 771	13 819	7 328	IVORY COAST	3 125	9 453	4 966
HUNGARY	1 056	569	304	GHANA	7 532	6 350	3 414
ROMANIA	99	64	32	TOGO	5 891	11 163	5 957
BULGARIA	336	680	360	BENIN	1 029	814	430
ALGERIA	174	189	98	NIGERIA	15 070	21 334	11 432
LIBYA	71	108	56	CAMEROON	3 545	6 573	3 490
EGYPT	138	130	70	CENT AFR REP	312	1 227	659
GUINEA	53	103	56	EQUAT GUINEA	50	134	69
LIBERIA	207	498	261	S TOME PRINC	381	1 399	726
IVORY COAST	22	64	34	GABON	582	1 814	955
TOGO	42	63	33	CONGO	741	2 394	1 291
NIGERIA	200	453	243	ZAIRE	6 626	22 115	11 692
CAMEROON	156	286	153	RWANDA	679	1 608	853
KENYA	173	360	182	BURUNDI	1 688	5 035	2 741
REP S AFRICA	286	318	165	ANGOLA	7 064	13 023	6 810
USA	410 485	639 127	339 312	ETHIOPIA	1 569	4 940	2 614
CANADA	3 665	6 128	3 217	DJIBOUTI	41	131	69
MEXICO	414	718	381	SOMALIA	429	977	514
GUATEMALA	31	120	62	KENYA	4 702	15 107	8 071
DOMINIC REP	17	200	106	UGANDA	871	2 186	1 151
BARBADOS	28	117	60	TANZANIA	1 244	3 235	1 710
				MOZAMBIQUE	1 147	3 663	1 943

6 IMPORTS AND EXPORTS (SPECIAL TRADE) BY GROUPS OF THE SITC-REV. III AND BY COUNTRIES OF PRODUCTION AND CONSUMPTION 1989

GROUP COUNTRY	DT = 100 KG	1 000 DM	1 000 \$	GROUP COUNTRY	DT = 100 KG	1 000 DM	1 000 \$
MADAGASCAR	803	1 171	621	FRANCE	296 211	361 454	192 377
REUNION	14 794	28 873	15 425	BELGIUM LUX	459 179	610 636	323 258
MAURITIUS	1 370	3 614	1 921	NETHERLANDS	262 056	399 255	215 202
ZAMBIA	2 226	8 617	4 587	ITALY	330 974	330 063	176 264
ZIMBABWE	2 035	7 469	3 952	UNITED KINGDOM	80 041	103 060	54 782
MALAWI	2 632	9 844	5 320	DENMARK	49 174	29 354	15 663
REP S AFRICA	19 874	77 318	41 480	GREECE	199	92	49
BOTSWANA	61	162	85	PORTUGAL	646	232	128
LESOTHO	65	177	92	SPAIN	59 209	83 299	44 315
USA	2 830 230	9 483 137	5 066 698	NORWAY	10 031	11 969	6 325
CANADA	322 104	869 005	463 813	SWEDEN	98 672	125 691	66 939
GREENLAND	100	141	74	FINLAND	3 307	5 914	3 142
MEXICO	419	1 669	891	SWITZERLAND	110 133	225 205	120 052
BERMUDA	358	7 802	478	AUSTRIA	143 602	160 774	85 521
GUATEMALA	2 076	7 221	3 878	YUGOSLAVIA	59 607	99 286	53 162
HONDURAS	851	2 076	1 101	TURKEY	1 910	1 147	590
EL SALVADOR	665	2 716	1 439	SOVIET UNION	2 235	3 432	1 760
NICARAGUA	159	166	88	POLAND	1 212	1 443	791
COSTA RICA	5 212	11 803	6 314	CZECHOSLOVAKIA	9 010	6 159	3 287
PANAMA	1 688	5 465	2 916	HUNGARY	1 187	1 147	612
CUBA	1 000	1 759	936	ALGERIA	198	78	42
HAITI	114	429	228	USA	15 770	20 467	10 903
BAHAMAS	475	925	487	CANADA	843	540	281
DOMINIC REP	843	2 607	1 407	BRAZIL	13 153	13 123	7 016
GUADELOUPE	8 211	17 750	9 470	IRAQ	560	210	107
DOMINICA	25	75	40	JORDAN	9 069	11 931	6 267
BRIT VIRG IS	57	226	122	SAUDI ARABIA	929	1 186	612
MARTINIQUE	9 578	22 018	11 816	PAKISTAN	2 035	531	284
JAMAICA	1 514	4 995	2 657	INDIA	306	224	119
ST LUCIA	50	205	111	CHINA	110	151	87
BARBADOS	1 701	6 371	3 441	JAPAN	192 913	195 284	103 606
TRINIDAD TOB	992	5 084	2 708	EXPORTS	7 754 441	9 751 291	5 191 538
GRENADA	38	100	52	FRANCE	1 055 274	1 359 095	723 304
ARUBA	206	787	421	BELGIUM LUX	530 107	565 393	300 983
NETH ANTILL	91	449	242	NETHERLANDS	590 745	681 996	362 798
COLOMBIA	2 689	8 956	4 760	ITALY	1 081 965	1 321 780	705 035
VENEZUELA	888	3 860	2 060	UNITED KINGDOM	892 839	1 348 122	716 142
GUYANA	172	710	379	IRELAND	26 102	34 307	18 324
SURINAME	420	741	389	DENMARK	121 559	178 693	95 237
FRENCH GUIAN	879	2 433	1 296	GREECE	410 718	140 436	74 940
ECUADOR	1 686	5 494	2 919	PORTUGAL	143 478	150 160	79 963
PERU	1 603	5 592	2 990	SPAIN	695 427	754 779	401 123
BRAZIL	3 302	15 115	8 076	CANARY IS	13 261	17 102	9 082
CHILE	11 639	42 842	22 932	ICELAND	4 998	5 970	3 180
BOLIVIA	890	1 032	549	NORWAY	33 817	59 178	31 561
PARAGUAY	1 619	5 128	2 747	SWEDEN	155 060	253 120	135 168
URUGUAY	1 543	5 584	2 973	FINLAND	145 594	218 567	116 200
ARGENTINA	7 596	26 845	14 310	SWITZERLAND	377 631	723 811	385 452
FALKLAND IS	30	97	50	AUSTRIA	329 935	463 710	257 404
CYPRUS	34 339	86 217	45 926	ANDORRA	1 234	1 389	748
LEBANON	183 538	59 420	31 885	MALTA	137	57	30
SYRIA	12 213	52 171	27 776	YUGOSLAVIA	53 717	50 923	27 717
IRAQ	5 786	29 979	16 291	TURKEY	54 965	94 909	50 286
IRAN	1 437	4 805	2 527	SOVIET UNION	47 971	79 178	41 933
ISRAEL	83 863	141 385	75 948	POLAND	49 928	32 608	17 338
JORDAN	14 026	47 652	25 416	CZECHOSLOVAKIA	11 769	18 236	9 729
SAUDI ARABIA	45 854	138 736	74 645	HUNGARY	24 049	31 983	16 959
KUWAIT	37 363	118 421	63 427	ROMANIA	76	172	96
BAHRAIN	7 855	29 087	15 574	BULGARIA	13 849	15 151	8 013
QATAR	11 697	50 517	26 996	ALBANIA	3 037	991	536
ARAB EMIRAT	52 277	179 475	98 127	MOROCCO	846	1 253	646
OMAN	8 559	29 744	15 837	ALGERIA	33 327	46 310	25 038
NORTH YEMEN	1 651	6 148	3 368	TUNISIA	4 321	3 345	1 805
SOUTH YEMEN	212	494	265	LIBYA	23 484	39 284	20 898
AFGHANISTAN	423	323	171	EGYPT	11 359	15 867	8 401
PAKISTAN	2 892	11 661	6 175	SUDAN	9 571	14 058	7 467
INDIA	2 337	7 703	4 115	MAURITANIA	4 314	8 533	4 751
BANGLADESH	304	1 341	720	MALI	4 255	5 371	2 929
MALDIVES	15	74	40	BURKINA FASO	5 823	6 717	3 505
SRI LANKA	4 064	14 301	7 569	NIGER	2 136	536	295
NEPAL	223	626	330	CHAD	914	1 634	846
BURMA	73	223	118	CAPE VERDE	72	128	65
THAILAND	33 253	70 529	37 818	SENEGAL	1 463	1 700	900
LAOS	564	1 268	662	GAMBIA	1 420	299	157
VIETNAM	874	1 171	625	GUIN BISSAU	700	577	314
INDONESIA	15 207	52 324	27 770	GUINEA	6 187	6 455	3 453
MALAYSIA	9 497	29 592	15 771	SIERRA LEONE	4 801	3 917	2 052
BRUNEI	4 982	19 722	10 522	LIBERIA	4 416	2 043	1 102
SINGAPORE	44 157	124 823	66 551	IVORY COAST	6 286	8 837	4 728
PHILIPPINES	8 833	27 918	14 807	GHANA	8 971	6 776	3 604
CHINA	247 410	370 375	197 566	TOGO	3 976	4 633	2 427
NORTH KOREA	6 966	30 159	16 531	BENIN	1 054	1 420	748
SOUTH KOREA	14 844	61 903	33 302	NIGERIA	24 357	31 162	16 922
JAPAN	1 378 338	4 831 534	2 578 209	CAMEROON	2 826	3 006	1 589
TAIWAN	313 716	873 846	466 348	CENT AFR REP	1 831	2 574	1 390
HONG KONG	61 388	217 041	114 830	EQUAT GUINEA	245	122	67
MACAO	135	524	273	GABON	1 898	2 990	1 576
AUSTRALIA	151 667	450 472	240 100	CONGO	1 257	1 803	974
NEW ZEALAND	14 601	42 364	22 570	ZAIRE	12 258	15 621	8 315
AMER OCEANIA	1 514	5 051	2 682	RWANDA	32	58	31
NEW CALEDON	6 591	16 566	8 830	BURUNDI	3 099	4 732	2 528
FR POLYNESIA	2 418	6 070	3 236	ANGOLA	22 387	9 819	5 254
782 GOODS, SPCL TRANSPORT VEH				ETHIOPIA	12 869	22 753	12 459
IMPORTS	2 215 429	2 803 574	1 493 665	SOMALIA	233	304	169
				KENYA	4 743	8 482	4 418

6 IMPORTS AND EXPORTS (SPECIAL TRADE) BY GROUPS OF THE SITC-REV. III AND BY COUNTRIES OF PRODUCTION AND CONSUMPTION 1989

GROUP COUNTRY	DT = 100 KG	1 000 DM	1 000 \$	GROUP COUNTRY	DT = 100 KG	1 000 DM	1 000 \$
UGANDA	6 233	8 251	4 394	SAUDI ARABIA	1 473	2 095	1 106
TANZANIA	3 580	3 373	1 801	SOUTH KOREA	125	193	104
SEYCHELLES	29	71	38				
MOZAMBIQUE	2 985	3 772	2 025	EXPORTS	1 659 288	2 617 297	1 396 702
MADAGASCAR	1 900	1 624	874	FRANCE	438 689	631 481	337 069
REUNION	5 866	8 235	4 392	BELGIUM LUX	96 345	160 430	85 356
MAURITIUS	495	499	263	NETHERLANDS	97 680	139 651	74 186
ZAMBIA	6 537	11 440	5 997	ITALY	144 484	250 918	134 036
ZIMBABWE	1 752	2 653	1 405	UNITD KINGDOM	210 812	323 052	172 104
MALAWI	1 989	2 302	1 213	IRELAND	13 783	20 698	11 018
REP S AFRICA	7 429	10 179	5 391	DENMARK	19 760	36 963	19 786
BOTSWANA	368	83	43	GREECE	42 160	38 863	20 624
LESOTHO	2 314	2 207	1 142	PORTUGAL	19 614	20 706	11 000
USA	50 558	76 758	40 895	SPAIN	109 595	148 205	78 506
CANADA	13 133	20 328	10 854	CANARY IS	3 440	4 517	2 380
MEXICO	2 069	2 852	1 547	ICELAND	1 171	888	479
GUATEMALA	958	236	130	NORWAY	2 611	5 380	2 853
NICARAGUA	98	176	99	SWEDEN	32 051	91 805	49 208
HAITI	55	127	65	FINLAND	10 706	23 551	12 828
DOMINIC REP	720	796	426	SWITZERLAND	68 705	211 663	112 803
GUADELOUPE	5 984	8 675	4 608	AUSTRIA	78 531	175 835	94 035
MARTINIQUE	4 299	6 503	3 478	ANDORRA	785	1 490	785
JAMAICA	2 039	964	503	YUGOSLAVIA	11 536	13 635	7 259
BARBADOS	45	73	38	TURKEY	6 016	6 913	3 677
TRINIDAD TOB	79	242	130	SOVIET UNION	16 742	24 711	13 433
COLOMBIA	337	836	456	POLAND	11 690	15 032	8 151
VENEZUELA	2 131	4 434	2 377	CZECHOSLOVA	881	1 123	605
FRENCH GUIAN	1 358	1 945	1 019	HUNGARY	5 118	6 098	3 262
ECUADOR	362	336	193	BULGARIA	2 001	4 031	2 155
CHILE	24 372	14 879	7 944	ALBANIA	3 045	590	317
BOLIVIA	1 069	114	61	MOROCCO	170	300	151
PARAGUAY	360	686	359	ALGERIA	6 578	8 261	4 343
URUGUAY	480	477	245	TUNISIA	4 565	8 246	4 461
ARGENTINA	289	382	197	LIBYA	2 983	5 968	3 193
CYPRUS	4 214	2 300	1 221	EGYPT	4 995	14 515	7 687
LEBANON	9 728	797	426	SUDAN	605	455	246
SYRIA	5 467	5 941	3 098	MAURITANIA	87	141	75
IRAQ	21 550	34 767	18 675	MALI	719	75	42
IRAN	15 153	29 502	15 779	BURKINA FASO	510	387	206
ISRAEL	34 445	54 431	28 827	SENEGAL	147	146	79
JORDAN	17 197	18 139	9 471	GAMBIA	1 287	543	292
SAUDI ARABIA	83 931	76 005	40 232	GUIN BISSAU	144	55	30
KUWAIT	14 836	26 445	14 190	GUINEA	494	195	106
BAHRAIN	252	187	99	SIERRA LEONE	797	365	199
QATAR	1 634	1 292	686	LIBERIA	1 335	800	428
ARAB EMIRAT	58 160	57 217	30 580	IVORY COAST	176	137	78
OMAN	6 756	10 328	5 480	GHANA	2 432	1 856	987
NORTH YEMEN	1 698	2 762	1 477	TOGO	1 960	1 414	758
SOUTH YEMEN	470	1 170	671	NIGERIA	4 325	5 133	2 762
AFGHANISTAN	16 731	1 640	881	CAMEROON	953	1 421	758
PAKISTAN	17 081	22 768	12 175	EQUAT GUINEA	268	114	62
INDIA	3 551	5 639	3 001	GABON	442	561	301
SRI LANKA	6 218	168	86	ZAIRE	261	178	90
THAILAND	6 547	10 351	5 578	RWANDA	258	382	205
INDONESIA	1 523	2 875	1 514	ANGOLA	685	376	201
MALAYSIA	15 843	22 543	12 043	ETHIOPIA	270	229	121
BRUNEI	256	335	189	KENYA	1 422	1 902	1 018
SINGAPORE	19 337	24 135	12 638	UGANDA	3 551	5 726	3 086
PHILIPPINES	868	898	482	TANZANIA	1 234	847	452
CHINA	17 577	33 099	17 551	MOZAMBIQUE	366	537	307
NORTH KOREA	760	1 036	561	MADAGASCAR	223	197	111
SOUTH KOREA	10 261	19 112	10 225	REUNION	284	403	213
JAPAN	31 959	54 284	28 882	ZAMBIA	2 572	4 651	2 456
TAIWAN	3 601	6 149	3 306	ZIMBABWE	88	61	33
HONG KONG	11 347	13 031	6 966	MALAWI	4 370	7 940	4 228
AUSTRALIA	61 208	92 489	49 291	REP S AFRICA	226	157	88
NEW ZEALAND	4 316	8 822	4 695	USA	8 548	19 100	10 323
NEW CALEDON	4 437	6 869	3 603	CANADA	204	591	314
WEST SAMOA	658	588	315	COSTA RICA	706	171	91
FR POLYNESIA	1 013	1 573	845	DOMINIC REP	238	268	142
				GUADELOUPE	666	1 146	608
783 ROAD MOTOR VEHICLES NES				MARTINIQUE	689	1 164	624
IMPORTS	191 759	271 240	144 863	ECUADOR	184	354	204
FRANCE	36 516	54 817	29 115	CHILE	3 595	2 345	1 268
BELGIUM LUX	16 897	18 677	9 902	PARAGUAY	272	421	224
NETHERLANDS	18 743	30 819	16 431	CYPRUS	1 932	2 436	1 237
ITALY	31 445	30 025	16 058	LEBANON	1 437	136	71
UNITD KINGDOM	330	303	170	SYRIA	2 509	2 056	1 094
DENMARK	6 361	5 718	3 117	IRAQ	15 192	23 049	12 869
GREECE	134	246	135	IRAN	16 620	5 548	2 919
PORTUGAL	78	89	51	ISRAEL	4 024	9 383	5 017
SPAIN	230	338	173	JORDAN	5 285	6 024	3 213
NORWAY	815	1 132	606	SAUDI ARABIA	55 775	50 373	26 630
SWEDEN	13 324	26 962	14 558	KUWAIT	5 294	9 935	5 678
FINLAND	2 129	3 840	2 026	QATAR	1 814	614	332
SWITZERLAND	33 901	59 016	31 674	ARAB EMIRAT	4 647	1 699	915
AUSTRIA	22 069	26 672	14 172	OMAN	1 737	2 280	1 227
YUGOSLAVIA	4 901	7 382	3 930	AFGHANISTAN	3 571	338	179
SOVIET UNION	115	80	41	PAKISTAN	1 762	2 741	1 484
POLAND	216	776	400	SRI LANKA	400	1 332	721
CZECHOSLOVA	662	499	271	THAILAND	3 315	3 868	1 966
HUNGARY	100	60	31	SINGAPORE	55	76	43
USA	842	1 178	621	PHILIPPINES	1 272	1 366	717
CANADA	80	138	75	CHINA	465	1 000	522
BRAZIL	78	124	64	SOUTH KOREA	125	182	99
				JAPAN	5 116	15 519	8 207

6 IMPORTS AND EXPORTS (SPECIAL TRADE) BY GROUPS OF THE SITC-REV. III AND BY COUNTRIES OF PRODUCTION AND CONSUMPTION 1989

GROUP COUNTRY	DT = 100 KG	1 000 DM	1 000 \$	GROUP COUNTRY	DT = 100 KG	1 000 DM	1 000 \$
TAIWAN	1 429	1 968	1 054	SUDAN	1 914	7 069	3 738
HONG KONG	4 306	6 454	3 317	MAURITANIA	762	2 272	1 198
AUSTRALIA	4 256	7 753	4 166	MALI	442	2 332	1 211
NEW ZEALAND	1 095	2 247	1 211	BURKINA FASO	214	597	315
NEW CALEDON	166	177	95	NIGER	618	853	457
FR POLYNESIA	66	118	68	CHAD	217	732	397
784 PARTS,TRACTORS,MOTOR VEH				CAPE VERDE	38	109	57
IMPORTS	10 047 758	10 424 422	5 546 806	SENEGAL	1 727	1 363	722
FRANCE	1 821 250	2 306 418	1 228 747	GAMBIA	1 036	674	355
BELGIUM LUX	861 170	732 320	389 548	GUIN BISSAU	235	609	316
NETHERLANDS	501 283	351 046	186 618	GUINEA	1 475	1 617	867
ITALY	2 030 727	1 833 878	975 882	SIERRA LEONE	3 144	5 453	2 888
UNITED KINGDOM	1 539 924	1 789 958	952 336	LIBERIA	3 299	5 103	2 719
IRELAND	37 650	21 665	11 531	IVORY COAST	1 710	5 274	2 796
DENMARK	145 145	82 133	43 670	GHANA	19 537	10 801	5 750
GREECE	2 033	1 346	711	TOGO	2 689	1 848	996
PORTUGAL	21 472	24 240	12 890	BENIN	563	1 185	628
SPAIN	882 494	779 346	414 978	NIGERIA	19 685	28 668	15 373
NORWAY	44 378	60 696	32 290	CAMEROON	2 500	3 244	1 727
SWEDEN	103 397	175 001	92 865	CENT AFR REP	241	779	415
FINLAND	13 893	16 274	8 638	EQUAT GUINEA	166	153	80
SWITZERLAND	283 711	240 082	127 692	GABON	670	2 120	1 125
AUSTRIA	577 236	652 172	346 931	CONGO	962	2 253	1 200
MALTA	109	591	316	ZAIRE	4 000	13 961	7 369
YUGOSLAVIA	278 253	134 526	71 608	RWANDA	520	1 692	904
TURKEY	86 182	30 387	16 205	BURUNDI	657	1 907	1 000
SOVIET UNION	7 422	7 217	3 819	ANGOLA	1 929	6 083	3 210
POLAND	6 272	2 669	1 434	ETHIOPIA	3 947	11 588	6 298
CZECHOSLOVAKIA	5 893	3 386	1 804	SOMALIA	349	1 226	649
HUNGARY	24 147	14 185	7 549	KENYA	4 171	11 325	5 981
ROMANIA	7 123	1 356	719	UGANDA	2 363	7 765	4 098
BULGARIA	382	284	152	TANZANIA	1 943	4 244	2 267
MOROCCO	59	130	70	SEYCHELLES	93	128	65
TUNISIA	1 494	396	210	MOZAMBIQUE	919	3 688	1 933
EGYPT	253	116	67	MADAGASCAR	722	1 893	1 006
REP S AFRICA	18 759	23 481	12 480	REUNION	775	2 305	1 232
USA	117 440	276 942	147 246	MAURITIUS	350	843	438
CANADA	36 868	70 172	37 197	ZAMBIA	1 276	3 702	1 960
MEXICO	139 828	99 969	53 091	ZIMBABWE	2 484	8 967	4 728
VENEZUELA	39	63	33	MALAWI	469	1 767	939
BRAZIL	93 127	51 091	27 160	REP S AFRICA	761 961	1 712 266	912 748
URUGUAY	176	436	235	BOTSWANA	123	239	127
ARGENTINA	3 097	1 402	753	USA	924 464	2 218 718	1 179 621
CYPRUS	137	68	37	CANADA	99 314	207 516	110 404
ISRAEL	2 053	2 114	1 124	MEXICO	364 282	422 479	224 521
SAUDI ARABIA	130	66	38	BERMUDA	25	74	34
INDIA	4 468	3 436	1 823	GUATEMALA	1 077	3 057	1 620
THAILAND	713	1 601	837	HONDURAS	153	643	343
SINGAPORE	156	107	61	EL SALVADOR	898	1 078	564
PHILIPPINES	13	163	85	NICARAGUA	31	57	30
CHINA	4 347	1 114	594	COSTA RICA	1 409	2 836	1 507
SOUTH KOREA	2 311	1 431	768	PANAMA	306	1 282	674
JAPAN	335 501	617 471	327 863	CUBA	196	715	378
TAIWAN	7 570	7 508	3 979	ST CHRISTOPH	29	85	43
HONG KONG	24	128	68	HAITI	117	495	261
AUSTRALIA	3 314	3 432	1 836	BAHAMAS	40	152	81
EXPORTS	19 051 765	26 133 407	13 901 236	DOMINIC REP	716	1 931	1 016
FRANCE	2 185 761	2 722 587	1 448 858	GUADELOUPE	2 171	5 509	2 907
BELGIUM LUX	3 590 708	4 112 889	2 185 988	MARTINIQUE	1 865	5 729	3 046
NETHERLANDS	948 763	1 150 493	612 421	JAMAICA	731	1 888	997
ITALY	1 048 217	1 781 945	947 494	BARBADOS	219	869	459
UNITED KINGDOM	3 207 897	3 583 872	1 899 970	TRINIDAD TOB	30	154	82
IRELAND	20 739	36 722	19 529	ARUBA	43	199	105
DENMARK	133 620	212 112	112 911	NETH ANTILL	29	145	77
GREECE	250 304	167 783	89 198	COLOMBIA	2 368	8 608	4 548
PORTUGAL	56 112	104 037	55 450	VENEZUELA	3 637	10 062	5 379
SPAIN	1 317 707	1 345 799	715 268	SURINAME	84	97	53
CANARY IS	8 447	24 136	12 853	FRENCH GUIAN	406	1 610	848
CEUTA MEL	1 700	3 807	2 023	ECUADOR	2 267	9 756	5 157
ICELAND	2 643	5 308	2 825	PERU	2 980	5 364	2 844
NORWAY	64 449	127 074	67 605	BRAZIL	58 611	151 883	80 894
SWEDEN	951 948	1 023 979	545 425	CHILE	23 823	16 524	8 743
FINLAND	141 324	212 432	113 074	BOLIVIA	866	685	361
SWITZERLAND	333 051	596 283	317 270	PARAGUAY	683	2 586	1 382
AUSTRIA	753 496	1 010 409	537 263	URUGUAY	2 470	4 693	2 501
ANDORRA	951	2 380	1 259	ARGENTINA	7 335	13 185	7 036
GIBRALTAR	43	156	82	CYPRUS	5 767	13 938	7 387
MALTA	794	1 971	1 041	LEBANON	121 475	39 086	20 933
YUGOSLAVIA	274 725	388 790	207 319	SYRIA	18 255	9 472	5 082
TURKEY	52 026	125 822	67 628	IRAQ	12 647	74 192	39 320
SOVIET UNION	12 806	31 009	16 582	IRAN	74 693	130 219	70 739
POLAND	99 395	53 934	28 644	ISRAEL	55 745	143 601	77 339
CZECHOSLOVAKIA	9 187	16 772	8 956	JORDAN	20 337	19 087	10 158
HUNGARY	50 529	50 207	26 702	SAUDI ARABIA	79 454	160 123	84 876
ROMANIA	580	988	526	KUWAIT	18 536	50 997	27 166
BULGARIA	6 708	13 732	7 300	BAHRAIN	1 728	6 980	3 706
ALBANIA	75	323	165	QATAR	2 625	9 492	5 037
MOROCCO	4 565	9 809	5 170	ARAB EMIRAT	28 871	65 204	34 655
ALGERIA	99 708	118 912	63 598	OMAN	2 676	10 302	5 493
TUNISIA	12 862	25 665	13 733	NORTH YEMEN	1 327	2 502	1 333
LIBYA	47 409	86 612	46 757	SOUTH YEMEN	59	1 552	121
EGYPT	65 537	93 632	49 987	AFGHANISTAN	7 979	2 529	845
				PAKISTAN	9 474	6 765	3 604
				INDIA	12 800	19 833	10 797
				BANGLADESH	37	306	160
				MALDIVES	29	85	45
				SRI LANKA	1 674	2 557	1 403

6 IMPORTS AND EXPORTS (SPECIAL TRADE) BY GROUPS OF THE SITC-REV. III AND BY COUNTRIES OF PRODUCTION AND CONSUMPTION 1988

GROUP COUNTRY	DT = 100 KG	1 000 DM	1 000 \$	GROUP COUNTRY	DT = 100 KG	1 000 DM	1 000 \$
NEPAL	40	118	59	TOGO	388	242	125
THAILAND	72 126	138 316	74 268	BENIN	291	235	124
INDONESIA	33 221	64 584	34 529	NIGERIA	1 066	922	490
MALAYSIA	31 859	64 534	34 534	ZAIRE	158	227	125
BRUNEI	212	972	511	ANGOLA	59	76	39
SINGAPORE	51 958	119 420	63 889	UGANDA	178	123	65
PHILIPPINES	7 760	17 635	9 369	TANZANIA	57	159	83
CHINA	17 653	43 109	23 040	MAURITIUS	36	108	58
NORTH KOREA	397	2 003	1 056	ZAMBIA	35	192	103
SOUTH KOREA	57 412	111 848	59 402	REP S AFRICA	439	1 427	764
JAPAN	90 568	308 726	164 515	USA	10 497	24 025	12 965
TAIWAN	23 962	58 658	31 102	CANADA	759	2 688	1 443
HONG KONG	10 734	39 139	20 838	MEXICO	406	634	334
AUSTRALIA	59 447	154 322	81 769	COSTA RICA	34	94	50
NEW ZEALAND	5 117	14 443	7 685	DOMINIC REP	51	182	99
AMER OCEANIA	40	141	74	BARBADOS	47	59	34
NEW CALEDON	900	2 583	1 375	COLOMBIA	74	160	82
FR POLYNESIA	523	1 977	1 051	BRAZIL	30	59	31
POLAR REG	45	142	76	CHILE	204	439	237
785 CYCLES, MOTORCYCLES ETC.				PARAGUAY	17	82	44
IMPORTS	810 129	1 573 307	836 999	URUGUAY	92	90	47
FRANCE	50 991	119 403	63 387	IRAN	62	225	121
BELGIUM LUX	15 719	26 428	14 042	ISRAEL	320	1 148	609
NETHERLANDS	76 722	126 916	67 437	SAUDI ARABIA	143	149	79
ITALY	179 359	256 080	136 063	ARAB EMIRAT	43	200	106
UNITD KINGDOM	7 209	16 882	8 959	PAKISTAN	96	219	113
IRELAND	280	949	506	BANGLADESH	11	55	30
DENMARK	2 092	4 971	2 629	INDONESIA	236	373	200
GREECE	329	259	136	SINGAPORE	85	268	144
PORTUGAL	572	835	443	CHINA	21	58	31
SPAIN	3 830	9 608	5 136	JAPAN	5 254	25 229	13 580
NORWAY	282	546	283	TAIWAN	689	1 324	715
SWEDEN	3 479	6 259	3 308	HONG KONG	370	297	157
FINLAND	3 023	2 843	1 519	AUSTRALIA	2 037	7 362	3 933
SWITZERLAND	19 591	42 138	22 377	NEW ZEALAND	275	983	526
AUSTRIA	11 705	31 011	16 437	786 TRAILERS, SEMI-TRAILER, ETC			
YUGOSLAVIA	43 558	24 274	12 848	IMPORTS	1 431 147	687 346	365 900
SOVIET UNION	292	154	82	FRANCE	196 058	161 513	86 344
POLAND	7 219	3 520	1 866	BELGIUM LUX	97 826	64 332	34 167
CZECHOSLOVA	7 403	4 310	2 270	NETHERLANDS	165 233	96 719	51 416
HUNGARY	78	87	45	ITALY	116 866	54 457	28 969
USA	26 448	74 427	39 498	UNITD KINGDOM	43 927	23 252	12 421
CANADA	195	964	522	IRELAND	858	2 009	1 085
MEXICO	354	1 044	547	DENMARK	75 544	38 467	20 448
ISRAEL	37	162	87	GREECE	450	282	158
INDIA	4 730	2 978	1 565	PORTUGAL	133	58	31
THAILAND	968	647	350	SPAIN	5 800	3 206	1 707
INDONESIA	473	476	250	ICELAND	167	128	68
MALAYSIA	675	720	381	NORWAY	2 233	1 443	763
SINGAPORE	3 984	6 374	3 383	SWEDEN	10 016	12 148	6 444
CHINA	6 793	4 294	2 286	FINLAND	3 591	2 536	1 340
SOUTH KOREA	125	170	92	SWITZERLAND	29 168	17 794	9 497
JAPAN	247 009	685 732	365 825	AUSTRIA	195 310	104 751	55 736
TAIWAN	83 629	116 940	61 959	YUGOSLAVIA	40 694	18 459	9 822
HONG KONG	307	355	187	TURKEY	925	133	68
AUSTRALIA	106	281	149	SOVIET UNION	20 774	3 720	1 956
EXPORTS	353 200	807 642	429 975	POLAND	57 761	10 133	5 414
FRANCE	29 940	88 697	47 216	CZECHOSLOVA	48 295	8 302	4 388
BELGIUM LUX	13 916	28 105	14 839	HUNGARY	71 760	14 748	7 864
NETHERLANDS	67 210	122 206	65 054	ROMANIA	56 439	12 419	6 592
ITALY	27 038	66 939	35 749	BULGARIA	3 665	808	415
UNITD KINGDOM	22 938	46 300	24 676	REP S AFRICA	105	79	42
IRELAND	4 671	5 692	3 023	USA	126 001	19 734	10 468
DENMARK	24 263	45 440	24 231	CANADA	848	645	344
GREECE	3 907	6 937	3 660	LEBANON	2 060	271	143
PORTUGAL	636	2 331	1 240	ISRAEL	3 779	1 261	654
SPAIN	25 117	92 887	49 234	INDIA	12 633	2 598	1 385
CANARY IS	264	1 113	585	MALAYSIA	1 111	402	215
ICELAND	1 110	1 656	870	CHINA	13 279	3 029	1 587
NORWAY	8 940	20 391	10 802	SOUTH KOREA	4 106	504	261
SWEDEN	11 529	29 432	15 605	JAPAN	9 783	2 257	1 195
FINLAND	9 072	18 768	10 006	TAIWAN	6 749	3 910	2 060
SWITZERLAND	23 202	60 051	31 869	HONG KONG	4 846	515	268
AUSTRIA	44 026	80 641	42 937	EXPORTS	2 990 357	2 407 590	1 282 002
ANDORRA	54	249	127	FRANCE	337 320	288 381	153 786
YUGOSLAVIA	4 315	5 081	2 720	BELGIUM LUX	253 713	190 284	101 233
TURKEY	910	916	483	NETHERLANDS	462 309	380 527	202 571
SOVIET UNION	81	513	269	ITALY	146 511	103 720	55 274
POLAND	379	1 125	598	UNITD KINGDOM	166 960	120 270	63 880
CZECHOSLOVA	1 139	2 760	1 476	IRELAND	2 528	1 841	985
HUNGARY	484	1 170	623	DENMARK	215 613	203 250	108 444
ROMANIA	11	73	37	GREECE	44 939	13 037	6 909
BULGARIA	188	732	383	PORTUGAL	8 468	5 130	2 714
MOROCCO	206	98	52	SPAIN	100 399	74 105	39 481
ALGERIA	210	392	208	CANARY IS	298	359	192
TUNISIA	48	100	53	ICELAND	3 158	1 287	681
LIBYA	544	3 428	1 822	NORWAY	31 404	29 180	15 470
EGYPT	405	464	247	SWEDEN	164 966	151 962	81 185
SENEGAL	124	913	468	FINLAND	108 854	95 892	51 163
LIBERIA	13	75	39	SWITZERLAND	209 648	182 858	97 164
IVORY COAST	945	484	259	AUSTRIA	248 346	180 981	96 238
GHANA	283	226	124	ANDORRA	191	106	56

6 IMPORTS AND EXPORTS (SPECIAL TRADE) BY GROUPS OF THE SITC-REV. III AND BY COUNTRIES OF PRODUCTION AND CONSUMPTION 1989

GROUP COUNTRY	DT = 100 KG	1 000 DM	1 000 \$	GROUP COUNTRY	DT = 100 KG	1 000 DM	1 000 \$
MALTA	96	97	50	FRANCE	74 756	19 476	10 355
YUGOSLAVIA	16 847	11 306	6 003	BELGIUM LUX	21 661	5 971	3 170
TURKEY	2 671	2 558	1 336	NETHERLANDS	21 756	41 758	22 023
SOVIET UNION	34 801	24 414	13 274	ITALY	4 610	3 137	1 665
POLAND	47 728	44 129	23 585	UNITD KINGDOM	11 760	15 107	8 041
CZECHOSLOVA	10 543	9 141	4 970	DENMARK	1 513	2 442	1 305
HUNGARY	19 406	21 849	11 439	SPAIN	10 313	10 316	5 477
BULGARIA	10 963	8 340	4 346	NORWAY	637	270	141
MOROCCO	331	305	164	SWEDEN	5 250	3 590	1 911
ALGERIA	11 182	9 428	4 950	SWITZERLAND	12 596	22 719	12 156
TUNISIA	2 772	1 353	718	AUSTRIA	29 902	32 622	17 114
LIBYA	7 234	7 337	3 867	YUGOSLAVIA	716	312	170
EGYPT	4 235	2 198	1 167	TURKEY	2 863	799	422
SUDAN	3 508	1 556	827	POLAND	1 220	144	77
MAURITANIA	911	512	277	CZECHOSLOVA	6 442	1 348	725
MALI	436	170	88	HUNGARY	1 063	317	173
BURKINA FASO	1 462	676	355	REP S AFRICA	14	74	37
CHAD	611	269	141	USA	785	1 938	1 022
SENEGAL	542	260	135	MEXICO	58	77	41
GUIN BISSAU	289	59	31	SOUTH KOREA	6	66	35
GUINEA	219	85	44				
SIERRA LEONE	734	527	281	EXPORTS	846 596	1 078 882	576 150
LIBERIA	1 721	1 036	554	FRANCE	71 176	30 624	16 362
IVORY COAST	548	337	173	BELGIUM LUX	21 547	25 569	13 620
GHANA	1 698	1 889	982	NETHERLANDS	88 539	219 670	117 070
TOGO	902	221	121	ITALY	82 452	52 619	27 987
BENIN	860	516	273	UNITD KINGDOM	73 353	112 372	60 229
NIGERIA	1 263	1 029	538	IRELAND	37	133	69
CAMEROON	2 636	1 624	860	DENMARK	17 035	22 310	11 986
CENT AFR REP	152	68	37	GREECE	26 424	47 690	25 771
GABON	564	484	260	PORTUGAL	1 464	2 668	1 414
CONGO	237	147	77	SPAIN	7 166	17 852	9 537
ZAIRE	746	337	179	NORWAY	12 270	23 698	12 699
RWANDA	497	214	115	SWEDEN	39 312	32 804	17 429
BURUNDI	817	554	302	FINLAND	8 483	10 458	5 555
ANGOLA	3 168	2 653	1 414	SWITZERLAND	80 164	65 539	34 960
ETHIOPIA	3 505	3 345	1 778	AUSTRIA	97 047	81 397	43 358
KENYA	1 521	810	445	YUGOSLAVIA	8 219	6 912	3 685
UGANDA	7 037	6 406	3 484	TURKEY	17 387	28 775	15 246
TANZANIA	779	560	300	SOVIET UNION	3 915	4 219	2 249
MOZAMBIQUE	124	93	47	POLAND	3 782	2 330	1 232
MAURITIUS	62	133	73	CZECHOSLOVA	1 174	1 302	702
ZAMBIA	1 537	1 106	583	HUNGARY	36 862	5 595	2 975
ZIMBABWE	79	67	35	BULGARIA	125	503	268
REP S AFRICA	6 706	4 635	2 461	ALBANIA	10 490	2 621	1 445
USA	58 988	54 991	29 320	MOROCCO	387	1 170	618
CANADA	2 777	2 324	1 234	ALGERIA	547	612	330
MEXICO	22	62	33	TUNISIA	604	2 959	1 576
GUATEMALA	143	106	56	LIBYA	3 326	1 066	569
EL SALVADOR	106	58	31	EGYPT	3 325	7 429	3 874
COSTA RICA	100	222	114	MAURITANIA	169	888	477
DOMINICA	359	181	104	SENEGAL	19	192	100
MARTINIQUE	372	671	366	LIBERIA	1 274	892	457
JAMAICA	80	59	32	TOGO	118	110	58
NETH ANTILL	6 986	7 407	4 004	CAMEROON	412	841	440
VENEZUELA	255	153	80	GABON	2 199	3 559	1 942
FRENCH GUIAN	174	319	181	ZAIRE	172	750	386
ECUADOR	305	181	95	ANGOLA	78	94	48
PERU	101	71	39	KENYA	113	1 273	679
BRAZIL	179	207	109	UGANDA	3 214	17 517	9 448
CHILE	3 000	1 188	629	TANZANIA	28	188	97
URUGUAY	82	70	38	ZIMBABWE	35	230	121
ARGENTINA	61	119	68	REP S AFRICA	7 789	1 930	1 021
CYPRUS	1 270	478	251	USA	13 950	26 590	14 053
LEBANON	1 262	414	227	CANADA	1 932	4 104	2 214
SYRIA	844	307	163	MEXICO	5 722	29 661	16 008
IRAQ	1 709	7 472	3 872	COLOMBIA	10 714	52 906	28 173
IRAN	1 669	4 039	2 118	BRAZIL	14	417	219
ISRAEL	7 533	6 000	3 186	CHILE	450	694	373
JORDAN	2 193	2 363	1 234	ARGENTINA	19	423	230
SAUDI ARABIA	36 300	16 594	8 802	SYRIA	50	997	525
KUWAIT	19 762	15 175	8 029	IRAQ	3	106	56
BAHRAIN	60	213	110	IRAN	58 459	59 417	31 933
QATAR	1 031	223	120	ISRAEL	235	531	279
ARAB EMIRAT	2 575	1 498	790	JORDAN	19	160	85
OMAN	515	395	209	SAUDI ARABIA	259	1 091	592
NORTH YEMEN	86	75	38	AFGHANISTAN	91	72	37
PAKISTAN	2 452	1 693	907	PAKISTAN	204	425	217
INDIA	309	317	171	INDIA	350	3 935	2 103
THAILAND	5 336	2 450	1 298	SRI LANKA	81	1 735	921
INDONESIA	4 042	2 342	1 250	BURMA	509	2 719	1 430
MALAYSIA	16 479	14 482	7 765	THAILAND	4 264	3 656	1 895
BRUNEI	186	77	40	INDONESIA	2 907	1 823	960
SINGAPORE	22 790	10 801	5 727	MALAYSIA	305	705	375
PHILIPPINES	2 169	2 221	1 212	SINGAPORE	114	315	166
CHINA	2 364	3 140	1 701	PHILIPPINES	54	363	193
SOUTH KOREA	406	1 145	606	CHINA	585	1 495	802
JAPAN	6 227	7 557	4 005	SOUTH KOREA	2 704	11 229	6 010
TAIWAN	14 699	7 501	3 983	JAPAN	1 755	8 124	4 511
HONG KONG	13 123	15 274	8 074	TAIWAN	619	1 457	751
AUSTRALIA	26 387	15 409	8 204	HONG KONG	6 743	10 297	5 448
NEW ZEALAND	1 022	806	429	AUSTRALIA	4 034	13 698	7 296
				NEW ZEALAND	48	96	50
791 RAILWAY VEHICLES.EQUIPNT							
IMPORTS	208 064	162 699	86 174				

6 IMPORTS AND EXPORTS (SPECIAL TRADE) BY GROUPS OF THE SITC-REV. III AND BY COUNTRIES OF PRODUCTION AND CONSUMPTION 1989

GROUP COUNTRY	DT = 100 KG	1 000 DM	1 000 \$	GROUP COUNTRY	DT = 100 KG	1 000 DM	1 000 \$
792 AIRCRAFT, ASSOCTD. EQUIPNT				GREENLAND	10	1 859	998
IMPORTS	207 680	15 518 977	8 265 447	MEXICO	27	1 267	676
FRANCE	84 521	9 145 852	4 884 858	HONDURAS	4	209	120
BELGIUM LUX	3 585	79 439	42 644	GUADELOUPE	34	6 758	3 573
NETHERLANDS	6 268	187 825	100 599	MARTINIQUE	1	128	67
ITALY	3 122	257 747	136 956	VENEZUELA		215	116
UNTD KINGDOM	29 209	1 349 107	715 906	FRENCH GUIAN	1 360	554 034	292 157
IRELAND	3	81	47	ECUADOR	43	131	68
DENMARK	808	22 293	11 900	BRAZIL	396	13 276	7 473
GREECE	30	672	349	CHILE	17	1 092	584
PORTUGAL	17	534	283	BOLIVIA	32	5 186	2 832
SPAIN	714	17 736	9 462	ARGENTINA	17	208	114
NORWAY	219	1 936	1 016	CYPRUS	3	543	1 900
SWEDEN	2 900	96 820	52 386	LEBANON	91	162	90
FINLAND	7	1 445	761	IRAQ	18	4 847	2 547
SWITZERLAND	1 160	22 454	11 897	IRAN	24	1 735	920
AUSTRIA	1 180	8 623	4 610	ISRAEL	29	4 487	2 400
MALTA		69	36	JORDAN	40	11 944	6 339
YUGOSLAVIA	187	2 331	1 249	SAUDI ARABIA	35	2 350	1 255
TURKEY	198	7 256	3 893	KUWAIT	13	4 049	2 142
POLAND	36	98	49	BAHRAIN		486	260
HUNGARY	28	1 258	655	ARAB EMIRAT	65	3 613	1 906
NIGERIA	24	580	310	PAKISTAN	23	1 883	998
REP S AFRICA	7	266	141	INDIA	215	18 872	10 089
USA	70 869	4 103 212	2 173 467	MALDIVES	32	7 001	4 021
CANADA	1 605	159 894	84 685	THAILAND	97	10 235	5 524
GUADELOUPE	5	202	109	INDONESIA	39	4 468	2 372
MARTINIQUE	2	211	114	MALAYSIA	46	7 744	4 216
VENEZUELA	3	378	202	BRUNEI	1	717	383
FRENCH GUIAN	3	261	135	SINGAPORE	26	5 452	2 899
BRAZIL	25	1 389	752	PHILIPPINES	3	335	180
ARGENTINA		166	86	CHINA	7	5 578	2 970
CYPRUS	1	252	134	SOUTH KOREA	91	2 971	1 571
ISRAEL	22	195	103	JAPAN	311	23 346	12 389
JORDAN	14	344	186	TAIWAN	8	1 898	998
SAUDI ARABIA	2	448	240	HONG KONG	21	6 621	3 560
KUWAIT	10	4 544	2 427	AUSTRALIA	108	6 145	3 298
ARAB EMIRAT	7	461	243	PAPUA NEW G	4	336	181
PAKISTAN	1	186	96	NEW ZEALAND	4	78	42
INDIA	3	1 334	725	UNID COUNTR	12	967	523
THAILAND	35	1 522	813				
INDONESIA	4	74	39	793 SHIPS AND BOATS	NUMBERS		
MALAYSIA	148	399	211	IMPORTS	349 430	522 645	277 128
SINGAPORE	44	942	513	FRANCE	25 372	29 476	15 691
PHILIPPINES		76	39	BELGIUM LUX		21 701	11 644
CHINA		95	52	NETHERLANDS	7 722	115 899	61 756
SOUTH KOREA	125	385	203	ITALY	13 431	16 961	8 925
JAPAN	404	35 050	18 517	UNTD KINGDOM	9 934	40 660	21 632
AUSTRALIA	50	2 205	1 172	IRELAND		7 678	4 077
EXPORTS	134 566	13 621 139	7 243 758	DENMARK	2 436	39 934	21 152
FRANCE	97 276	10 478 885	5 571 031	GREECE	704	7 786	4 050
BELGIUM LUX	2 122	107 072	57 082	SPAIN	473	3 704	1 951
NETHERLANDS	4 030	345 870	184 464	NORWAY	13 092	27 654	14 695
ITALY	2 348	137 649	73 252	SWEDEN	676	31 950	16 813
UNTD KINGDOM	8 130	959 743	511 491	FINLAND	290	8 973	4 718
IRELAND	1 709	89 211	46 505	SWITZERLAND	627	14 662	7 831
DENMARK	1 214	84 885	45 141	AUSTRIA	1 375	13 108	6 965
GREECE	253	5 121	2 731	YUGOSLAVIA	365	1 194	628
PORTUGAL	134	10 393	5 616	TURKEY	10	68	36
SPAIN	2 002	97 533	52 297	SOVIET UNION	7	5 528	2 836
ICELAND		86	45	POLAND	499	1 046	553
NORWAY	68	10 349	5 553	CZECHOSLOVA	1 018	307	161
SWEDEN	3 170	40 860	21 796	HUNGARY	226	171	91
FINLAND	61	2 304	1 216	LIBERIA	1	8 145	4 450
SWITZERLAND	1 187	31 722	16 906	USA	10 310	73 607	38 886
AUSTRIA	613	13 438	7 162	CANADA	56	1 000	518
MALTA	43	473	250	PANAMA	1	6 000	3 239
YUGOSLAVIA	257	3 444	1 847	ANTIGUA	2	12 367	6 362
TURKEY	481	47 332	25 257	ST VINCENT	3	5 880	3 141
SOVIET UNION	6	138	75	VIETNAM	1	1 347	680
CZECHOSLOVA	23	153	86	SINGAPORE	14	1 508	814
HUNGARY	33	132	71	JAPAN	1 149	4 021	2 116
ALGERIA	9	1 889	981	TAIWAN	257 091	15 832	8 363
TUNISIA	17	909	486	NEW ZEALAND	2	313	158
LIBYA	11	555	305	VANUATU	1	3 954	2 088
EGYPT	19	3 495	1 860	EXPORTS	86 400	1 920 285	1 021 535
SUDAN	4	589	339	FRANCE	33 351	22 471	11 848
NIGER		182	99	BELGIUM LUX	2 813	7 961	4 289
SENEGAL		518	274	NETHERLANDS	7 053	83 475	44 463
NIGERIA	256	44 339	24 397	ITALY	6 379	40 159	21 278
CAMEROON	5	106	55	UNTD KINGDOM	3 795	61 931	32 430
ZAIRE		107	54	IRELAND	7	13 060	6 917
ANGOLA	1	193	98	DENMARK	648	143 841	73 341
ETHIOPIA	438	27 574	15 822	GREECE	2 186	4 721	2 479
SOMALIA	3	317	166	PORTUGAL	11 681	8 820	4 885
KENYA	42	6 552	3 506	SPAIN	1 222	16 351	8 610
ZAMBIA	9	281	145	CANARY IS		126	67
MALAWI	23	781	413	NORWAY	1 578	207 726	112 593
REP S AFRICA	121	17 487	9 421	SWEDEN	691	82 673	44 796
BOTSWANA		72	38	FINLAND	936	127 783	67 865
LESOTHO	1	60	32	SWITZERLAND	3 497	31 519	16 975
USA	4 821	305 329	161 737	AUSTRIA	5 165	9 294	4 903
CANADA	298	16 256	8 585	6-BRALTAR	1	12 879	6 601

6 IMPORTS AND EXPORTS (SPECIAL TRADE) BY GROUPS OF THE SITC-REV. III AND BY COUNTRIES OF PRODUCTION AND CONSUMPTION 1989

GROUP COUNTRY	DT = 100 KG	1 000 DM	1 000 \$	GROUP COUNTRY	DT = 100 KG	1 000 DM	1 000 \$
MALTA	4	1 060	570	THAILAND	54	779	431
YUGOSLAVIA	769	27 551	14 481	INDONESIA	344	9 194	4 873
TURKEY	424	13 325	7 205	CHINA	897	18 283	9 791
SOVIET UNION	15	63 625	34 057	SOUTH KOREA	136	2 245	1 169
POLAND	232	1 344	716	TAIWAN	84	269	146
CZECHOSLOVA	6	80	44	HONG KONG	30	296	149
HUNGARY	39	132	71				
BULGARIA	20	367	189	811 PREFABRICATED BUILDINGS			
MOROCCO	8	72 666	38 078	IMPORTS	747 296	223 708	118 860
TUNISIA	11	262	135	FRANCE	60 889	24 384	12 988
LIBYA	3	493	261	BELGIUM LUX	33 944	11 838	6 298
EGYPT	21	765	398	NETHERLANDS	223 695	61 422	32 503
CHAD	1	505	259	ITALY	19 133	7 010	3 735
LIBERIA	1	33 408	19 186	UNITD KINGDOM	48 036	18 557	9 968
GHANA	2	1 500	792	IRELAND	181	73	37
NIGERIA	4	3 415	1 831	DENMARK	81 747	22 695	12 059
ETHIOPIA	1	23 350	13 410	PORTUGAL	1 892	233	123
KENYA	8	6 627	3 441	SPAIN	704	476	255
MADAGASCAR	4	394	215	NORWAY	10 441	3 448	1 822
REP S AFRICA	149	893	469	SWEDEN	13 846	5 047	2 696
USA	987	3 807	2 022	FINLAND	28 936	7 013	3 743
CANADA	584	1 546	824	SWITZERLAND	8 431	1 468	783
MEXICO	5	20 686	11 880	AUSTRIA	87 378	31 624	16 778
PANAMA	10	59 794	31 052	YUGOSLAVIA	55 674	13 856	7 361
ANTIGUA	1	4 405	2 374	TURKEY	6 088	1 190	631
ST LUCIA	1	290	149	SOVIET UNION	61	118	63
ST VINCENT	3	35 723	19 051	POLAND	22 646	2 516	1 340
NETH ANTILL	2	4 056	2 079	CZECHOSLOVA	6 702	782	419
VENEZUELA	76	5 233	2 824	HUNGARY	17 549	2 133	1 124
BRAZIL	36	108	56	ALGERIA	26	260	133
CHILE	19	18 648	10 116	USA	5 235	1 971	1 048
URUGUAY	7	6 589	3 581	CANADA	10 070	3 660	1 944
ARGENTINA	1	86	55	INDIA	45	59	31
CYPRUS	6	34 601	18 855	CHINA	1 117	610	310
IRAQ	1	21 183	11 324	JAPAN	154	202	107
IRAN	2	8 213	4 264	AUSTRALIA	2 362	808	428
ISRAEL	5	107	57	EXPORTS	955 780	289 513	153 973
SAUDI ARABIA	154	6 360	3 420	FRANCE	102 037	18 223	9 694
BAHRAIN	2	1 471	789	BELGIUM LUX	46 424	14 795	7 844
QATAR	2	1 266	684	NETHERLANDS	60 503	22 069	11 730
ARAB EMIRAT	11	2 136	1 113	ITALY	4 725	2 263	2 785
PAKISTAN	4	3 278	1 655	UNITD KINGDOM	36 106	13 464	7 155
INDIA	79	27 966	14 588	IRELAND	301	418	222
BANGLADESH	8	27 986	15 041	DENMARK	37 533	10 773	5 725
BURMA	1	12 450	6 722	GREECE	374	254	140
INDONESIA	2	54 205	28 977	PORTUGAL	79	177	97
SINGAPORE	228	150 514	79 110	SPAIN	3 235	2 504	1 330
CHINA	54	151 882	81 470	NORWAY	430	136	72
SOUTH KOREA	21	6 089	3 168	SWEDEN	852	942	491
JAPAN	496	3 602	1 892	FINLAND	767	348	185
TAIWAN	19	113	59	SWITZERLAND	455 316	115 800	61 539
HONG KONG	52	103 466	53 813	AUSTRIA	100 220	27 906	14 842
AUSTRALIA	350	5 716	3 040	MALTA	321	153	88
NEW ZEALAND	32	142	77	YUGOSLAVIA	135	194	104
TONGA	3	7 254	3 889	TURKEY	242	346	185
FR POLYNESIA	107	2 503	1 283	SOVIET UNION	54 161	19 289	10 308
800 CPL IND PLANT CHAP 90/94				POLAND	1 569	609	329
EXPORTS	9 740	144 862	77 156	CZECHOSLOVA	213	229	118
FRANCE	10	146	83	HUNGARY	104	82	43
BELGIUM LUX	55	1 516	791	ALGERIA	15 388	11 635	6 239
NETHERLANDS	1	85	47	TUNISIA	120	475	244
ITALY	609	1 131	603	LIBYA	7 902	3 957	2 074
UNITD KINGDOM	7	418	226	GUINEA	239	107	58
PORTUGAL	5	61	32	SIERRA LEONE	127	60	32
SPAIN	82	1 319	746	BENIN	132	89	46
NORWAY	8	316	172	CONGO	1 253	2 084	1 111
SWEDEN	50	1 423	755	ETHIOPIA	273	202	105
FINLAND	614	3 604	1 923	DJIBOUTI	23	57	30
SWITZERLAND	13	162	86	SOMALIA	375	249	131
AUSTRIA	11	339	185	TANZANIA	200	91	52
TURKEY	525	12 663	6 650	USA	1 632	2 203	1 162
SOVIET UNION	1 707	19 784	10 420	CANADA	626	79	42
CZECHOSLOVA	69	3 196	1 688	PANAMA	141	331	167
BULGARIA	298	5 651	2 948	IRAQ	99	190	98
MOROCCO	91	1 178	612	IRAN	4 107	1 921	1 030
ALGERIA	189	2 180	1 171	ISRAEL	466	117	64
LIBYA	18	969	524	SAUDI ARABIA	978	377	201
EGYPT	106	887	465	ARAB EMIRAT	895	2 289	1 225
SUDAN	620	651	333	INDIA	1 180	573	312
NIGERIA	241	833	453	BURMA	19	115	62
ETHIOPIA	89	93	48	THAILAND	21	669	353
REP S AFRICA	1 015	20 089	10 789	CHINA	5 917	1 774	937
USA	14	513	266	SOUTH KOREA	4 850	2 549	1 345
MEXICO	368	11 177	5 985	JAPAN	999	1 903	1 029
BRAZIL	152	3 171	1 679	TAIWAN	207	175	98
BOLIVIA	4	78	41	HONG KONG	747	388	207
ARGENTINA	145	6 494	3 397	AUSTRALIA	638	635	335
SYRIA	3	70	40				
IRAQ	119	1 009	528	812 PLUMBING, SANITRY, EQPT. ETC			
IRAN	549	7 605	4 253	IMPORTS	1 972 764	817 063	435 339
SAUDI ARABIA	136	2 066	1 108	FRANCE	266 812	159 563	85 029
KUWAIT	117	668	342				
INDIA	21	1 920	1 032				
NEPAL	37	138	77				

6 IMPORTS AND EXPORTS (SPECIAL TRADE) BY GROUPS OF THE SITC-REV. III AND BY COUNTRIES OF PRODUCTION AND CONSUMPTION 1989

GROUP COUNTRY	DT = 100 KG	1 000 DM	1 000 \$	GROUP COUNTRY	DT = 100 KG	1 000 DM	1 000 \$
BELGIUM LUX	404 121	144 054	76 898	PORTUGAL	5 392	3 914	2 092
NETHERLANDS	158 887	67 003	35 649	SPAIN	10 440	22 399	11 949
ITALY	399 216	146 919	78 190	NORWAY	5 263	9 863	5 263
UNITED KINGDOM	3 569	3 661	1 950	SWEDEN	30 632	47 978	25 540
IRELAND	252	274	149	FINLAND	8 926	15 656	8 312
DENMARK	74 967	29 129	15 505	SWITZERLAND	5 606	26 435	14 096
GREECE	412	130	71	AUSTRIA	62 023	118 837	63 064
PORTUGAL	17 381	3 685	1 973	MALTA	138	70	38
SPAIN	1 677	642	341	YUGOSLAVIA	27 788	14 921	7 951
NORWAY	119	149	80	TURKEY	6 636	3 183	1 699
SWEDEN	5 798	6 659	3 565	POLAND	18 918	9 412	5 001
FINLAND	92 089	31 437	16 774	CZECHOSLOVAKIA	5 457	2 430	1 280
SWITZERLAND	154 021	100 398	53 465	HUNGARY	18 605	7 871	4 204
AUSTRIA	242 304	86 350	45 954	ROMANIA	15 093	4 292	2 296
YUGOSLAVIA	27 771	9 151	4 876	BULGARIA	2 013	254	136
TURKEY	75 391	17 492	9 322	MOROCCO	770	3 035	1 614
POLAND	1 081	373	211	TUNISIA	27	208	116
CZECHOSLOVAKIA	21 543	2 649	1 409	EGYPT	45	101	54
HUNGARY	21 191	3 297	1 756	TANZANIA	329	196	104
USA	2 900	2 058	1 099	REP S AFRICA	61	77	42
CANADA	34	307	164	USA	5 658	32 553	17 421
BRAZIL	793	359	191	CANADA	29	136	67
JAPAN	954	1 139	620	MEXICO	263	230	126
TAIWAN	54	103	55	BRAZIL	37	102	51
EXPORTS	1 139 478	1 156 895	615 864	ISRAEL	6	58	30
FRANCE	265 089	202 677	107 947	PAKISTAN	103	115	61
BELGIUM LUX	146 482	111 726	59 552	INDIA	2 443	2 985	1 591
NETHERLANDS	122 458	179 595	95 501	SRI LANKA	225	308	167
ITALY	107 698	168 453	89 420	THAILAND	1 014	2 146	1 161
UNITED KINGDOM	76 601	86 581	46 299	INDONESIA	68	66	33
IRELAND	5 641	1 608	857	SINGAPORE	140	410	215
DENMARK	13 077	19 014	10 187	PHILIPPINES	5 605	9 984	5 265
GREECE	37 190	15 250	8 134	CHINA	19 184	23 157	12 310
PORTUGAL	537	1 242	661	SOUTH KOREA	3 044	9 201	4 865
SPAIN	30 374	29 390	15 714	JAPAN	1 204	11 005	5 825
CANARY IS	453	337	183	TAIWAN	39 010	64 371	34 144
ICELAND	1 690	651	342	HONG KONG	13 923	21 694	11 520
NORWAY	6 854	5 473	2 911	MACAO	150	261	135
SWEDEN	5 772	24 404	13 011	EXPORTS	560 353	1 396 234	743 420
FINLAND	1 501	8 815	4 708	FRANCE	72 009	159 797	85 098
SWITZERLAND	89 896	83 374	44 355	BELGIUM LUX	42 029	90 041	47 531
AUSTRIA	156 872	151 181	80 342	NETHERLANDS	115 318	214 263	114 286
MALTA	708	531	282	ITALY	37 164	91 877	48 955
YUGOSLAVIA	5 344	12 095	6 439	UNITED KINGDOM	44 101	120 245	63 952
TURKEY	2 697	1 914	1 036	IRELAND	2 112	4 601	2 449
SOVIET UNION	308	431	236	DENMARK	13 535	33 551	17 907
POLAND	11 179	3 493	1 866	GREECE	3 162	9 046	4 830
CZECHOSLOVAKIA	1 056	1 627	860	PORTUGAL	3 210	9 302	4 961
HUNGARY	1 204	2 452	1 350	SPAIN	11 779	35 430	18 629
BULGARIA	44	57	51	CANARY IS	381	1 281	684
ALGERIA	97	483	257	CEUTA MEL	398	667	353
LIBYA	120	242	128	ICELAND	1 157	2 587	1 370
NIGERIA	176	264	143	NORWAY	11 337	34 816	18 575
KENYA	502	195	101	SWEDEN	17 235	53 710	28 624
TANZANIA	304	169	90	FINLAND	7 057	24 279	12 914
REP S AFRICA	120	410	209	SWITZERLAND	44 522	132 708	70 710
USA	21 354	9 969	5 327	AUSTRIA	65 334	151 338	80 619
CANADA	4 298	9 483	5 036	ANDORRA	35	348	186
BRAZIL	4	65	34	MALTA	294	697	364
CHILE	500	398	211	YUGOSLAVIA	721	3 027	1 601
ARGENTINA	27	196	103	TURKEY	783	3 926	2 096
CYPRUS	1 448	1 114	592	SOVIET UNION	1 283	2 407	1 260
LEBANON	167	202	111	POLAND	1 395	3 913	2 068
SYRIA	432	110	58	CZECHOSLOVAKIA	141	1 313	697
IRAQ	1 132	1 150	613	HUNGARY	964	2 438	1 316
IRAN	76	56	31	ROMANIA	399	516	269
ISRAEL	1 777	2 243	1 214	BULGARIA	167	667	353
JORDAN	486	462	242	ALBANIA	21	107	58
SAUDI ARABIA	3 348	2 726	1 456	MOROCCO	279	882	456
KUWAIT	792	895	480	ALGERIA	537	2 308	1 215
QATAR	213	170	89	TUNISIA	47	233	123
ARAB EMIRAT	836	634	339	LIBYA	670	2 191	1 145
OMAN	83	75	40	EGYPT	327	1 041	558
INDONESIA	351	542	293	SUDAN	26	107	57
SINGAPORE	1 063	863	459	MALI	97	130	68
PHILIPPINES	421	356	192	BURKINA FASO	52	83	42
CHINA	84	142	78	CAPE VERDE	18	81	40
SOUTH KOREA	3 124	5 022	2 629	SENEGAL	63	193	100
JAPAN	2 077	2 228	1 181	GUINEA	84	138	72
TAIWAN	293	335	178	LIBERIA	145	305	157
HONG KONG	853	1 336	707	IVORY COAST	64	117	60
AUSTRALIA	1 626	1 262	667	GHANA	30	130	72
813 LIGHTING FIXTURES ETC.NES				TOGO	103	138	72
IMPORTS	583 514	1 012 626	539 213	BENIN	50	62	31
FRANCE	16 007	32 248	17 226	NIGERIA	1 747	2 870	1 527
BELGIUM LUX	24 490	44 648	23 809	CAMEROON	124	209	113
NETHERLANDS	38 724	83 644	44 601	ZAIRE	58	128	68
ITALY	153 877	307 231	163 825	RWANDA	43	114	59
UNITED KINGDOM	11 610	34 192	18 172	BURUNDI	67	115	61
IRELAND	104	582	315	ANGOLA	69	138	72
DENMARK	21 277	39 057	20 835	ETHIOPIA	122	243	129
GREECE	681	838	452	KENYA	136	339	180
				UGANDA	184	389	211
				TANZANIA	47	120	64
				REUNION	37	114	61

6 IMPORTS AND EXPORTS (SPECIAL TRADE) BY GROUPS OF THE SITC-REV. III AND BY COUNTRIES OF PRODUCTION AND CONSUMPTION 1989

GROUP COUNTRY	DT = 100 KG	1 000 DM	1 000 \$	GROUP COUNTRY	DT = 100 KG	1 000 DM	1 000 \$
MAURITIUS	24	79	40	BRAZIL	14 922	9 272	4 946
ZIMBABWE	116	113	58	CHILE	1 164	298	155
REP S AFRICA	2 619	6 281	3 342	PARAGUAY	355	1 909	994
USA	10 804	45 200	24 047	ARGENTINA	1 820	8 214	4 353
CANADA	1 257	6 487	3 447	LEBANON	69	86	48
MEXICO	205	1 022	543	ISRAEL	4 967	3 881	2 055
GUATEMALA	60	150	79	PAKISTAN	595	262	135
NICARAGUA	11	117	60	INDIA	1 048	2 043	1 074
PANAMA	9	81	42	SRI LANKA	156	108	55
JAMAICA	25	117	60	THAILAND	39 908	29 407	15 627
NETH ANTILL	264	762	410	VIETNAM	143	188	105
COLOMBIA	188	730	387	INDONESIA	34 772	19 336	10 282
VENEZUELA	264	807	432	MALAYSIA	5 335	3 820	2 044
ECUADOR	53	124	65	SINGAPORE	3 428	3 530	1 862
PERU	57	1 030	546	PHILIPPINES	12 308	11 367	6 023
BRAZIL	81	377	195	CHINA	50 060	35 839	19 028
CHILE	434	1 679	892	SOUTH KOREA	2 698	3 064	1 691
BOLIVIA	27	271	146	JAPAN	4 951	14 988	7 960
URUGUAY	33	183	96	TAIWAN	153 104	89 620	47 557
ARGENTINA	14	139	71	HONG KONG	2 349	3 780	2 008
CYPRUS	358	1 158	613	MACAO	62	81	43
LEBANON	85	395	209	AUSTRALIA	75	73	37
SYRIA	121	542	290	NEW ZEALAND	14	52	30
IRAQ	482	2 084	1 107	UNID COUNTR	109	67	34
IRAN	1 401	2 942	1 609				
ISRAEL	2 519	6 327	3 380	EXPORTS	8 529 431	6 902 690	3 674 052
JORDAN	68	352	189	FRANCE	1 175 057	831 456	443 217
SAUDI ARABIA	4 252	17 489	9 250	BELGIUM LUX	993 193	748 634	398 188
KUWAIT	1 696	3 653	1 947	NETHERLANDS	1 760 838	1 312 461	698 641
BAHRAIN	332	1 114	592	ITALY	201 425	199 605	106 275
QATAR	155	726	391	UNTD KINGDOM	749 237	633 994	337 032
ARAB EMIRAT	5 636	14 988	7 922	IRELAND	21 176	16 701	8 840
OMAN	512	1 964	1 039	DENMARK	136 670	94 544	50 440
NORTH YEMEN	220	520	284	GREECE	39 041	28 104	14 960
AFGHANISTAN	3 732	5 522	2 922	PORTUGAL	16 662	19 408	10 332
PAKISTAN	100	287	151	SPAIN	97 338	98 727	52 570
INDIA	299	1 294	679	CANARY IS	4 972	6 086	3 205
THAILAND	450	2 240	1 200	CEUTA MEL	173	233	127
VIETNAM	53	58	30	ICELAND	4 525	5 265	2 799
INDONESIA	205	869	461	FAROE IS	33	60	32
MALAYSIA	261	935	488	NORWAY	31 175	33 786	18 003
BRUNEI	404	1 049	555	SWEDEN	191 867	169 914	90 696
SINGAPORE	2 522	9 366	5 001	FINLAND	37 018	45 464	24 220
PHILIPPINES	63	304	160	SWITZERLAND	1 129 424	1 015 246	540 432
CHINA	403	1 544	819	AUSTRIA	1 302 118	887 568	472 416
SOUTH KOREA	532	3 049	1 623	ANDORRA	167	339	180
JAPAN	3 282	15 385	8 182	GIBALTAR	110	172	93
TAIWAN	793	3 139	1 649	VATICAN CITY	35	80	41
HONG KONG	3 499	12 476	6 608	MALTA	467	926	495
AUSTRALIA	4 906	13 575	7 219	YUGOSLAVIA	13 659	13 226	7 051
PAPUA NEW G	86	163	87	TURKEY	4 278	6 829	3 672
NEW ZEALAND	569	1 851	990	SOVIET UNION	9 920	15 309	8 236
NEW CALEDON	23	58	32	POLAND	10 981	8 979	4 824
FR POLYNESIA	64	135	73	CZECHOSLOVA	4 842	4 857	2 598
821 FURNITURE, CUSHIONS, ETC.				HUNGARY	6 616	6 012	3 190
IMPOPTS	8 692 496	5 810 503	3 097 331	ROMANIA	2 745	2 681	1 429
FRANCE	450 005	359 867	191 938	BULGARIA	382	544	290
BELGIUM LUX	454 266	405 822	216 537	ALBANIA	50	160	86
NETHERLANDS	458 542	408 694	218 067	MOROCCO	599	1 059	564
ITALY	1 696 758	1 470 298	784 391	ALGERIA	1 875	4 080	2 202
UNTD KINGDOM	147 827	164 449	87 542	TUNISIA	587	2 956	1 605
IRELAND	1 357	3 547	1 864	LIBYA	3 856	5 603	2 991
DENMARK	751 714	572 251	305 241	EGYPT	532	1 384	725
GREECE	3 181	2 288	1 209	SUDAN	214	285	151
PORTUGAL	84 778	36 796	19 658	MALI	111	66	36
SPAIN	83 966	100 957	53 865	SENEGAL	255	316	169
NORWAY	22 310	29 118	15 483	GAMBIA	70	61	34
SWEDEN	424 295	249 613	133 221	GUINEA	338	331	172
FINLAND	77 724	49 017	26 097	SIERRA LEONE	91	105	54
SWITZERLAND	231 734	258 444	137 617	LIBERIA	319	271	148
AUSTRIA	334 979	382 676	203 631	GHANA	1 068	1 074	563
MALTA	24	93	50	TOGO	157	120	63
YUGOSLAVIA	490 899	230 576	122 972	BENIN	100	76	38
TURKEY	33 999	18 808	10 025	NIGERIA	957	1 615	862
SOVIET UNION	135 534	31 576	16 763	CAMEROON	505	416	220
POLAND	613 318	162 783	86 846	ZAIRE	72	176	92
CZECHOSLOVA	253 700	66 133	35 250	ANGOLA	166	383	206
HUNGARY	199 311	75 251	40 106	ETHIOPIA	748	862	451
ROMANIA	1 281 525	359 112	191 221	DJIBOUTI	259	102	55
BULGARIA	29 563	6 491	3 471	SOMALIA	171	248	128
EGYPT	81	104	53	KENYA	157	227	119
GHANA	678	171	89	UGANDA	80	97	53
NIGERIA	1 206	65	34	TANZANIA	199	206	108
MALAWI	1 511	264	138	SEYCHELLES	35	110	57
REP S AFRICA	33 971	40 903	21 810	MADAGASCAR	52	79	45
SWAZILAND	974	208	108	REUNION	271	451	232
USA	40 678	73 909	39 230	MAURITIUS	28	268	146
CANADA	14 893	7 548	4 025	ZAMBIA	121	166	88
MEXICO	88	109	52	ZIMBABWE	66	250	129
HONDURAS	1 522	271	145	MALAWI	120	280	144
COSTA RICA	259	271	143	REP S AFRICA	13 307	16 682	8 816
CUBA	176	87	44	USA	273 601	332 881	176 761
BAHAMAS	57	75	38	CANADA	31 401	26 500	14 087
PERU	54	114	62	MEXICO	29 090	33 496	17 745
				BERMUDA	102	155	83
				GUATEMALA	429	357	190

6 IMPORTS AND EXPORTS (SPECIAL TRADE) BY GROUPS OF THE SITC-REV. III AND BY COUNTRIES OF PRODUCTION AND CONSUMPTION 1989

GROUP COUNTRY	DT = 100 KG	1 000 DM	1 000 \$	GROUP COUNTRY	DT = 100 KG	1 000 DM	1 000 \$
BAHAMAS	53	58	30	CYPRUS	923	821	431
GUADELOUPE	366	479	252	LEBANON	10	89	48
MARTINIQUE	475	323	171	SYRIA	78	88	48
JAMAICA	139	132	71	ISRAEL	844	2 371	1 274
BARBADOS	20	64	34	ARAB EMIRAT	343	658	350
ARUBA	63	71	37	PAKISTAN	11 706	10 191	5 438
NETH ANTILL	1 476	1 273	676	INDIA	10 152	58 274	31 115
COLOMBIA	23	97	52	BANGLADESH	215	252	131
VENEZUELA	54	86	47	SRI LANKA	48	190	101
ECUADOR	137	113	60	THAILAND	15 030	52 566	27 971
BRAZIL	269	1 471	773	INDONESIA	442	1 613	863
CHILE	262	525	277	SINGAPORE	17	65	34
BOLIVIA	44	78	43	PHILIPPINES	748	1 825	976
URUGUAY	101	122	63	CHINA	142 452	245 633	130 529
ARGENTINA	178	915	486	NORTH KOREA	35	135	71
CYPRUS	704	1 178	635	SOUTH KOREA	74 653	161 942	86 049
LEBANON	3 128	2 291	1 228	JAPAN	2 698	11 356	6 073
SYRIA	137	179	98	TAIWAN	104 104	162 670	86 357
IRAQ	2 512	3 477	1 851	HONG KONG	30 150	57 700	30 555
IRAN	131	832	435	MACAO	68	436	231
ISRAEL	10 523	10 446	5 569	AUSTRALIA	244	289	153
JORDAN	685	1 078	566	NEW ZEALAND	24	122	64
SAUDI ARABIA	28 541	18 423	9 843	EXPORTS	130 865	521 877	277 752
KUWAIT	4 493	5 091	2 692	FRANCE	14 449	49 235	26 277
BAHRAIN	1 560	2 162	1 145	BELGIUM LUX	8 748	28 041	14 927
QATAR	707	719	382	NETHERLANDS	20 594	42 668	22 747
ARAB EMIRAT	6 463	5 859	3 136	ITALY	5 749	18 695	9 924
OMAN	2 330	1 265	669	UNITD KINGDOM	9 218	26 406	14 029
NORTH YEMEN	420	412	211	IRELAND	318	987	511
PAKISTAN	476	1 214	650	DENMARK	3 988	14 078	7 476
INDIA	325	2 434	1 315	GREECE	561	2 122	1 124
BANGLADESH	176	165	85	PORTUGAL	957	2 534	1 328
SRI LANKA	130	147	78	SPAIN	3 724	10 689	5 671
THAILAND	886	4 894	2 632	CANARY IS	171	638	330
INDONESIA	1 486	1 445	756	CEUTA MEL	16	91	46
MALAYSIA	564	518	274	ICELAND	282	1 470	785
BRUNEI	159	306	161	NORWAY	2 277	5 850	3 107
SINGAPORE	11 746	8 900	4 748	SWEDEN	4 323	13 184	7 017
PHILIPPINES	1 115	3 830	2 020	FINLAND	2 387	6 609	3 530
CHINA	1 653	2 060	1 094	SWITZERLAND	22 076	84 498	44 957
NORTH KOREA	32	57	30	AUSTRIA	18 797	64 819	34 517
SOUTH KOREA	8 517	6 792	3 590	ANDORRA	61	272	140
JAPAN	64 827	103 240	54 897	MALTA	82	447	232
TAIWAN	8 995	6 937	3 662	YUGOSLAVIA	152	673	360
HONG KONG	17 607	21 515	11 498	TURKEY	231	618	320
AUSTRALIA	31 842	31 883	16 989	SOVIET UNION	88	403	211
PAPUA NEW G	67	219	118	POLAND	429	1 201	642
NEW ZEALAND	3 261	4 226	2 223	CZECHOSLOVA	84	337	180
NEW CALEDON	414	304	165	HUNGARY	364	897	466
FR POLYNESIA	83	152	80	BULGARIA	49	156	84
831 TRUNK, SUIT-CASES, BAG, ETC				ALGERIA	38	328	175
IMPORTS	596 975	1 331 302	708 280	TUNISIA	121	92	47
FRANCE	18 730	52 581	28 007	LIBYA	10	62	33
BELGIUM LUX	28 862	61 352	32 641	EGYPT	23	80	41
NETHERLANDS	23 823	47 065	25 052	LIBERIA	5	150	80
ITALY	41 106	229 661	122 456	REP S AFRICA	60	401	212
UNITD KINGDOM	4 024	14 822	7 871	USA	3 923	31 613	16 912
IRELAND	828	3 622	1 920	CANADA	512	3 818	2 024
DENMARK	521	3 678	1 940	MEXICO	97	335	175
GREECE	222	1 089	583	BAHAMAS	17	395	209
PORTUGAL	683	841	449	AM VIRGIN IS	13	335	185
SPAIN	2 250	4 977	2 667	GUADELOUPE	10	88	46
NORWAY	28	83	47	MARTINIQUE	18	132	69
SWEDEN	531	1 392	747	CAYMAN IS	3	107	58
FINLAND	96	351	181	BARBADOS	4	64	34
SWITZERLAND	3 433	8 756	4 692	ARUBA	8	125	63
AUSTRIA	1 705	7 902	4 199	NETH ANTILL	26	185	95
MALTA	420	1 397	751	COLOMBIA	12	83	45
YUGOSLAVIA	9 932	13 041	6 971	VENEZUELA	10	87	47
TURKEY	4 909	25 955	13 847	FRENCH GUIAN	21	67	32
POLAND	16 382	16 816	8 975	BRAZIL	27	97	52
CZECHOSLOVA	9 620	15 383	8 182	CHILE	16	71	39
HUNGARY	23 659	17 320	9 197	CYPRUS	25	142	79
ROMANIA	2 142	3 574	1 911	LEBANON	46	115	59
BULGARIA	1 734	931	498	ISRAEL	559	1 292	682
MOROCCO	119	278	146	JORDAN	13	119	64
TUNISIA	1 046	4 550	2 439	SAUDI ARABIA	247	2 396	1 262
EGYPT	374	2 396	1 277	KUWAIT	94	881	468
ETHIOPIA	201	632	337	BAHRAIN	51	294	157
KENYA	44	80	40	QATAR	34	159	82
COMOROS	10	81	43	ARAB EMIRAT	170	1 123	586
REP S AFRICA	60	1 049	557	OMAN	13	99	52
USA	2 314	8 985	4 766	THAILAND	9	297	162
CANADA	147	366	189	MALAYSIA	59	298	161
MEXICO	111	375	200	SINGAPORE	523	11 988	6 427
GUATEMALA	18	85	45	PHILIPPINES	39	347	186
ST LUCIA	132	234	125	MONGOLIA	63	108	61
COLOMBIA	376	2 157	1 146	CHINA	13	118	59
VENEZUELA	67	74	38	SOUTH KOREA	96	3 135	1 680
BRAZIL	877	6 041	3 214	JAPAN	1 729	54 103	28 784
CHILE	5	72	37	TAIWAN	123	1 611	859
PARAGUAY	57	168	89	HONG KONG	1 228	22 960	12 219
URUGUAY	58	299	157	AUSTRALIA	238	1 703	903
ARGENTINA	123	1 106	584	NEW ZEALAND	71	254	125
				AMER OCEANIA	19	423	225

6 IMPORTS AND EXPORTS (SPECIAL TRADE) BY GROUPS OF THE SITC-REV. III AND BY COUNTRIES OF PRODUCTION AND CONSUMPTION 1989

GROUP COUNTRY	DT = 100 KG	1 000 DM	1 000 \$	GROUP COUNTRY	DT = 100 KG	1 000 DM	1 000 \$
NEW CALEDON	9	86	42	YUGOSLAVIA	6 750	16 859	8 969
SHIPS SUPPL		342	180	TURKEY	167	691	370
841 MENS,BOYS CLOTHNG,X-KNIT				SOVIET UNION	331	2 265	1 268
IMPORTS	1 388 095	5 991 647	3 191 550	POLAND	3 669	9 307	4 989
FRANCE	14 012	77 783	41 464	CZECHOSLOVA	460	1 587	841
BELGIUM LUX	27 931	129 817	69 393	HUNGARY	754	2 392	1 259
NETHERLANDS	19 780	100 383	53 428	ROMANIA	58	197	101
ITALY	120 726	719 962	383 585	BULGARIA	92	494	265
UNTD KINGDOM	13 783	70 992	37 926	MOROCCO	157	512	268
IRELAND	483	3 283	1 740	TUNISIA	4 767	16 292	8 651
DENMARK	4 630	23 587	12 649	LIBYA	13	176	93
GREECE	22 480	95 400	50 750	EGYPT	189	384	203
PORTUGAL	34 792	205 853	109 933	NIGERIA	16	273	136
SPAIN	6 341	24 832	13 148	ZAIRE	3	65	32
NORWAY	43	252	134	ANGOLA	33	84	47
SWEDEN	255	3 129	1 660	KENYA	8	211	109
FINLAND	801	11 972	6 357	TANZANIA	56	193	97
SWITZERLAND	4 659	62 484	33 294	REP S AFRICA	24	626	332
AUSTRIA	16 013	125 025	66 605	USA	2 355	50 729	26 855
MALTA	14 115	76 916	40 891	CANADA	1 115	30 999	16 477
YUGOSLAVIA	131 670	807 449	429 723	MEXICO	6	187	94
TURKEY	104 454	425 815	227 171	BAHAMAS	1	61	32
SOVIET UNION	31	133	72	ARUBA	1	62	34
POLAND	39 394	180 032	95 871	NETH ANTILL	17	280	148
CZECHOSLOVA	20 239	58 811	31 447	CHILE	11	196	98
HUNGARY	11 289	49 323	26 233	CYPRUS	59	520	278
ROMANIA	31 704	140 916	75 090	LEBANON	181	2 470	1 318
BULGARIA	5 726	15 732	8 397	IRAQ	90	443	233
ALBANIA	377	706	381	ISRAEL	11	142	72
MOROCCO	8 997	37 199	19 828	JORDAN	17	296	162
TUNISIA	67 713	263 976	140 991	SAUDI ARABIA	406	4 290	2 282
EGYPT	1 240	2 486	1 346	KUWAIT	469	6 328	3 355
MOZAMBIQUE	53	75	40	BAHRAIN	25	489	266
MAURITIUS	2 639	21 601	11 454	QATAR	44	302	158
ZAMBIA	122	270	139	ARAB EMIRAT	258	3 173	1 696
ZIMBABWE	466	1 008	534	OMAN	1	91	49
REP S AFRICA	5 252	8 481	4 531	NORTH YEMEN	34	391	199
LESOTHO	355	1 283	675	SINGAPORE	21	704	368
USA	2 123	10 419	5 608	MONGOLIA	83	175	95
CANADA	34	366	200	CHINA	570	680	355
EL SALVADOR	30	113	58	SOUTH KOREA	88	1 820	978
JAMAICA	41	207	111	JAPAN	442	10 224	5 420
COLOMBIA	553	1 925	1 025	TAIWAN	57	1 326	695
PERU	128	314	167	HONG KONG	448	7 042	3 747
BRAZIL	2 460	4 684	2 486	AUSTRALIA	60	1 163	623
URUGUAY	262	1 226	655	NEW ZEALAND	24	431	229
ARGENTINA	2 054	3 392	1 796	842 WOMEN,GIRL CLOTHNG,XKNIT			
CYPRUS	1 383	6 269	3 330	IMPORTS	1 323 439	7 950 271	4 232 916
IRAN	329	805	433	FRANCE	34 531	341 739	181 711
ISRAEL	1 761	8 305	4 426	BELGIUM LUX	13 942	107 415	57 127
JORDAN	385	779	412	NETHERLANDS	37 208	279 803	148 917
ARAB EMIRAT	2 397	7 014	3 721	ITALY	92 809	790 643	421 516
AFGHANISTAN	128	366	210	UNTD KINGDOM	15 238	143 205	76 134
PAKISTAN	13 836	27 938	14 888	IRELAND	2 516	8 807	4 668
INDIA	46 311	187 584	99 587	DENMARK	5 035	34 757	18 478
BANGLADESH	32 867	76 798	40 984	GREECE	85 686	532 177	283 554
SRI LANKA	12 596	42 176	22 448	PORTUGAL	44 395	314 881	167 937
THAILAND	30 531	51 447	48 627	SPAIN	2 517	19 698	10 547
LAOS	26	67	35	ICELAND	13	110	56
VIETNAM	5 281	11 910	6 324	NORWAY	19	318	166
INDONESIA	18 393	45 599	24 209	SWEDEN	72	1 174	618
MALAYSIA	8 748	26 903	14 345	FINLAND	806	14 092	7 490
SINGAPORE	7 295	22 417	11 919	SWITZERLAND	3 767	75 362	40 050
PHILIPPINES	11 896	34 889	18 526	AUSTRIA	20 484	231 716	123 223
CHINA	124 563	368 526	196 205	MALTA	7 134	45 467	24 179
NORTH KOREA	3 138	10 809	5 750	YUGOSLAVIA	134 238	936 255	497 983
SOUTH KOREA	64 630	314 167	167 495	TURKEY	125 733	553 698	295 156
JAPAN	19 045	73 958	39 320	SOVIET UNION	91	536	278
TAIWAN	21 338	84 684	45 125	POLAND	32 601	223 413	119 175
HONG KONG	186 570	691 922	368 261	CZECHOSLOVA	6 726	33 154	17 600
MACAO	34 208	86 132	45 687	HUNGARY	29 879	214 975	114 540
AUSTRALIA	10	61	35	ROMANIA	38 856	195 485	104 229
EXPORTS	279 507	2 134 526	1 135 456	BULGARIA	5 125	29 459	15 693
FRANCE	29 605	221 619	117 816	ALBANIA	1 309	6 676	3 540
BELGIUM LUX	30 022	236 824	126 078	MOROCCO	39 846	194 734	103 847
NETHERLANDS	81 666	554 010	294 846	TUNISIA	33 897	158 987	84 771
ITALY	11 027	91 642	48 500	EGYPT	1 089	2 149	1 138
UNTD KINGDOM	26 311	204 293	108 788	MAURITIUS	1 812	5 820	3 064
IRELAND	1 503	16 694	8 889	ZIMBABWE	1 716	3 223	1 799
DENMARK	9 164	42 558	22 697	REP S AFRICA	1 732	6 814	3 640
GREECE	2 276	11 379	6 036	LESOTHO	37	63	32
PORTUGAL	3 338	12 410	6 586	USA	642	6 936	3 690
SPAIN	2 616	22 422	11 890	CANADA	58	572	305
CANARY IS	32	422	225	MEXICO	73	762	403
ICELAND	321	4 089	2 171	GUATEMALA	34	378	199
NORWAY	740	10 920	5 818	COSTA RICA	14	60	34
SWEDEN	4 910	25 996	13 892	JAMAICA	36	313	166
FINLAND	569	7 945	4 216	COLOMBIA	812	3 594	1 907
SWITZERLAND	21 291	210 939	112 194	BRAZIL	2 931	8 279	4 390
AUSTRIA	27 140	266 685	141 976	URUGUAY	52	257	136
ANDORRA	12	276	144	CYPRUS	1 428	12 431	6 686
MALTA	2 467	14 910	7 940	SYRIA	40	101	52
				ISRAEL	2 160	19 428	10 366
				KUWAIT	22	148	79

6 IMPORTS AND EXPORTS (SPECIAL TRADE) BY GROUPS OF THE SITC-REV. III AND BY COUNTRIES OF PRODUCTION AND CONSUMPTION 1989

GROUP COUNTRY	DT = 100 KG	1 000 DM	1 000 \$	GROUP COUNTRY	DT = 100 KG	1 000 DM	1 000 \$
ARAB EMIRAT	763	2 560	1 351	843 MENS,BOYS CLOTHING,KNIT			
AFGHANISTAN	16	80	43	IMPORTS	239 850	837 132	445 922
PAKISTAN	25 529	66 616	35 372	FRANCE	5 764	40 506	21 687
INDIA	54 619	255 983	135 841	BELGIUM LUX	1 277	5 495	2 946
BANGLADESH	5 307	15 668	8 319	NETHERLANDS	2 985	14 313	7 537
SRI LANKA	7 823	39 878	21 272	ITALY	26 724	133 305	71 200
NEPAL	84	367	193	UNTD KINGDOM	1 978	11 811	6 256
THAILAND	23 381	100 258	53 245	IRELAND	6 284	20 940	11 130
LAOS	138	543	287	DENMARK	1 317	4 930	2 600
VIETNAM	1 177	3 373	1 801	GREECE	19 597	66 053	35 244
INDONESIA	13 965	52 999	28 196	PORTUGAL	16 754	63 008	33 605
MALAYSIA	5 933	26 921	14 353	SPAIN	605	2 521	1 328
SINGAPORE	3 581	14 531	7 699	ICELAND	11	122	64
PHILIPPINES	11 763	45 704	24 377	NORWAY	54	491	263
CHINA	122 047	503 405	268 435	SWEDEN	27	372	200
NORTH KOREA	3 312	11 826	6 285	FINLAND	133	1 344	711
SOUTH KOREA	38 962	228 364	121 412	SWITZERLAND	2 863	25 618	13 630
JAPAN	1 129	6 592	3 485	AUSTRIA	1 261	10 768	5 705
TAIWAN	32 525	163 333	86 712	MALTA	259	1 010	539
HONG KONG	126 462	797 682	424 542	YUGOSLAVIA	8 742	27 256	14 585
MACAO	16 651	53 046	28 241	TURKEY	17 126	49 968	26 558
AUSTRALIA	2	61	32	POLAND	4 108	9 245	4 920
EXPORTS	342 669	4 198 560	2 233 898	CZECHOSLOVA	2 474	4 632	2 470
FRANCE	27 211	300 309	159 644	HUNGARY	1 147	3 698	1 966
BELGIUM LUX	26 449	353 248	187 964	ROMANIA	4 099	6 388	3 407
NETHERLANDS	86 870	901 328	479 089	BULGARIA	1 385	1 583	840
ITALY	5 659	76 507	40 475	MOROCCO	353	1 595	861
UNTD KINGDOM	36 866	508 778	271 799	TUNISIA	2 103	6 016	3 205
IRELAND	5 451	66 865	35 582	EGYPT	1 443	3 101	1 650
DENMARK	11 867	100 793	53 513	MAURITIUS	3 022	7 833	4 171
GREECE	9 706	42 286	22 402	ZIMBABWE	1 094	2 261	1 202
PORTUGAL	1 523	13 754	7 261	REP S AFRICA	1 949	6 022	3 233
SPAIN	2 886	41 264	21 873	LESOTHO	113	537	282
CANARY IS	108	2 040	1 081	USA	499	3 083	1 607
CEUTA MEL	11	150	75	CANADA	10	81	43
ICELAND	296	5 424	2 876	COLOMBIA	70	191	102
NORWAY	4 852	80 787	42 932	PERU	158	485	259
SWEDEN	6 671	101 975	54 225	BRAZIL	1 395	4 819	2 570
FINLAND	2 779	44 396	23 620	CYPRUS	112	541	289
SWITZERLAND	40 566	605 117	322 102	LEBANON	107	366	197
AUSTRIA	47 091	596 399	317 545	SYRIA	26	86	43
ANDORRA	18	1 492	793	ISRAEL	854	4 665	2 495
GIBRALTAR		261	130	ARAB EMIRAT	158	346	184
MALTA	36	571	296	PAKISTAN	6 946	12 137	6 458
YUGOSLAVIA	4 039	18 593	9 880	INDIA	1 796	4 810	2 547
TURKEY	168	1 153	596	BANGLADESH	168	4 403	2 113
SOVIET UNION	755	6 275	3 373	SRI LANKA	2 208	5 619	2 999
POLAND	2 659	9 424	5 026	THAILAND	6 785	22 917	12 185
CZECHOSLOVA	327	1 561	829	LAOS	38	96	50
HUNGARY	1 287	7 644	4 052	VIETNAM	122	316	168
ROMANIA	119	660	348	INDONESIA	5 497	15 667	8 354
BULGARIA	176	1 157	626	MALAYSIA	976	3 179	1 702
MOROCCO	2 635	10 237	5 476	SINGAPORE	4 453	14 587	7 629
TUNISIA	2 596	11 204	5 975	PHILIPPINES	8 814	20 996	11 287
LIBYA	3	95	49	CHINA	25 113	48 138	25 703
EGYPT	6	996	510	SOUTH KOREA	4 765	18 102	9 582
NIGERIA	4	64	30	JAPAN	20	262	137
KENYA	7	157	82	TAIWAN	5 707	22 135	11 709
REP S AFRICA	206	5 677	3 006	HONG KONG	22 142	87 171	46 412
USA	3 674	106 709	56 901	MACAO	3 765	12 916	6 897
CANADA	3 232	55 831	29 782	EXPORTS	31 680	146 687	77 953
GREENLAND	1	123	44	FRANCE	4 696	15 536	8 231
MEXICO	9	418	221	BELGIUM LUX	3 766	20 793	11 091
BERMUDA		177	89	NETHERLANDS	5 151	25 756	13 694
COSTA RICA	2	167	83	ITALY	1 077	6 680	3 556
CUBA	7	83	43	UNTD KINGDOM	2 251	7 951	4 239
ARUBA	1	87	36	IRELAND	62	410	214
NETH ANTILL	9	324	162	DENMARK	630	2 914	1 541
VENEZUELA	30	75	36	GREECE	1 479	4 824	2 541
CHILE	98	505	267	PORTUGAL	1 291	1 919	1 019
BOLIVIA	5	63	31	SPAIN	324	1 534	814
PARAGUAY		79	30	CANARY IS	15	202	108
CYPRUS	104	918	484	ICELAND	30	315	160
LEBANON	122	2 995	1 597	NORWAY	22	394	205
IRAQ	114	562	288	SWEDEN	105	1 103	586
ISRAEL	197	2 267	1 201	FINLAND	122	802	422
JORDAN	53	1 362	711	SWITZERLAND	2 815	21 136	11 258
SAUDI ARABIA	298	4 422	2 327	AUSTRIA	3 219	20 134	10 706
KUWAIT	311	6 486	3 432	YUGOSLAVIA	775	2 528	1 362
BAHRAIN	5	609	310	TURKEY	18	74	40
QATAR	8	269	126	SOVIET UNION	64	208	108
ARAB EMIRAT	116	2 298	1 215	POLAND	615	1 367	724
OMAN	1	154	72	CZECHOSLOVA	179	475	261
SRI LANKA	5	90	49	HUNGARY	340	1 296	682
THAILAND	33	140	73	MOROCCO	26	132	69
INDONESIA	3	63	35	TUNISIA	2 218	3 375	1 797
MALAYSIA		80	41	LIBYA	31	282	146
SINGAPORE	42	3 556	1 887	REP S AFRICA	3	103	61
CHINA	4	139	68	USA	78	654	348
SOUTH KOREA	37	2 216	1 178	CANADA	9	189	97
JAPAN	825	41 333	22 064	LEBANON	12	117	60
TAIWAN	157	6 648	3 537	IRAN	10	214	115
HONG KONG	848	27 330	14 509	JORDAN	7	101	56
AUSTRALIA	428	10 036	5 325				
NEW ZEALAND		219	101				

6 IMPORTS AND EXPORTS (SPECIAL TRADE) BY GROUPS OF THE SITC-REV. III AND BY COUNTRIES OF PRODUCTION AND CONSUMPTION 1989

GROUP COUNTRY	DT = 100 KG	1 000 DM	1 000 \$	GROUP COUNTRY	DT = 100 KG	1 000 DM	1 000 \$
SAUDI ARABIA	45	311	164	CZECHOSLOVAKIA	139	648	348
KUWAIT	9	133	63	HUNGARY	2 269	11 381	6 062
ARAB EMIRAT	19	116	63	ROMANIA	31	203	103
SINGAPORE	3	70	39	BULGARIA	44	155	82
JAPAN	95	1 541	805	MOROCCO	1 549	6 971	3 698
TAIWAN	8	166	87	TUNISIA	1 048	3 601	1 900
HONG KONG	14	268	138	LIBYA	19	63	33
AUSTRALIA	4	65	32	EGYPT	4	76	38
844 WOMEN, GIRLS CLOTHING, KNIT				TANZANIA	1	79	43
IMPORTS	433 336	1 832 792	975 429	REP S AFRICA	27	483	252
FRANCE	9 347	77 021	40 845	USA	747	8 755	4 630
BELGIUM LUX	4 109	29 419	15 687	CANADA	205	3 392	1 801
NETHERLANDS	10 557	47 167	25 115	COSTA RICA	16	218	117
ITALY	28 263	198 254	105 641	CYPRUS	2	74	33
UNITED KINGDOM	5 939	38 035	20 205	LEBANON	27	633	347
IRELAND	972	6 171	3 277	IRAQ	36	121	65
DENMARK	3 343	21 976	11 685	ISRAEL	68	429	222
GREECE	34 803	155 549	82 874	JORDAN	13	244	127
PORTUGAL	18 996	73 188	38 993	SAUDI ARABIA	137	1 989	1 058
SPAIN	1 632	9 640	5 142	KUWAIT	96	2 009	1 058
ICELAND	22	316	169	QATAR	5	108	57
NORWAY	66	561	295	ARAB EMIRAT	28	562	296
SWEDEN	97	1 299	692	SINGAPORE	2	174	89
FINLAND	2 704	23 197	12 393	SOUTH KOREA	1	200	104
SWITZERLAND	4 611	61 198	32 454	JAPAN	156	5 361	2 835
AUSTRIA	3 611	34 838	18 550	TAIWAN	40	818	433
MALTA	1 770	11 781	6 263	HONG KONG	61	816	429
YUGOSLAVIA	24 135	118 184	62 828	AUSTRALIA	29	684	356
TURKEY	105 483	301 796	160 857	845 OTHR. TEXTILE APPAREL, NES			
POLAND	3 739	12 300	6 565	IMPORTS	1 497 677	7 082 671	3 772 151
CZECHOSLOVAKIA	6 671	17 000	9 095	FRANCE	21 313	227 939	121 623
HUNGARY	7 825	35 622	18 915	BELGIUM LUX	10 058	48 608	25 916
ROMANIA	3 139	11 214	5 944	NETHERLANDS	40 981	202 571	107 912
BULGARIA	1 302	4 694	2 480	ITALY	252 092	1 844 395	982 494
MOROCCO	18 152	87 337	46 530	UNITED KINGDOM	19 983	125 560	66 643
TUNISIA	7 156	34 210	18 238	IRELAND	7 533	22 453	11 931
EGYPT	785	1 593	808	DENMARK	13 718	87 913	46 814
SIERRA LEONE	17	81	42	GREECE	136 055	504 606	269 152
MAURITIUS	1 321	4 619	2 448	PORTUGAL	87 293	348 383	185 745
ZIMBABWE	117	478	255	SPAIN	3 751	17 277	9 186
REP S AFRICA	700	2 516	1 358	ICELAND	66	851	448
SWAZILAND	23	75	39	NORWAY	105	1 077	576
LESOTHO	32	60	32	SWEDEN	1 234	9 585	5 093
USA	389	3 947	2 079	FINLAND	835	11 498	6 127
CANADA	11	133	72	SWITZERLAND	5 728	61 099	32 484
PERU	181	740	394	AUSTRIA	11 531	140 346	74 814
BRAZIL	3 477	11 114	5 921	MALTA	2 969	11 086	5 920
CYPRUS	470	2 135	1 154	YUGOSLAVIA	50 982	278 160	148 351
LEBANON	106	317	170	TURKEY	222 315	805 212	428 806
SYRIA	61	141	76	SOVIET UNION	137	275	146
ISRAEL	2 848	15 911	8 538	POLAND	9 516	26 731	14 214
ARAB EMIRAT	496	1 186	625	CZECHOSLOVAKIA	7 968	19 607	10 487
AFGHANISTAN	24	95	50	HUNGARY	10 144	72 127	38 320
PAKISTAN	12 591	21 525	11 424	ROMANIA	13 549	26 941	14 360
INDIA	5 788	17 441	9 229	BULGARIA	4 850	20 246	5 469
BANGLADESH	377	948	509	MOROCCO	5 405	20 296	10 786
SRI LANKA	356	1 671	903	TUNISIA	9 180	40 054	21 426
THAILAND	8 592	30 572	16 202	EGYPT	7 259	15 359	8 190
INDONESIA	7 245	23 847	12 611	ETHIOPIA	322	742	395
MALAYSIA	6 457	19 441	10 384	KENYA	104	166	86
SINGAPORE	2 271	8 258	4 371	TANZANIA	469	738	385
PHILIPPINES	6 176	14 388	7 668	MAURITIUS	26 169	108 797	57 909
CHINA	18 662	43 901	23 387	ZIMBABWE	4 205	7 404	3 969
SOUTH KOREA	2 428	10 821	5 719	REP S AFRICA	734	2 049	1 101
JAPAN	84	892	465	LESOTHO	68	569	300
TAIWAN	8 973	33 634	17 811	USA	4 120	20 458	10 872
HONG KONG	30 045	134 536	71 614	CANADA	162	1 052	558
MACAO	3 661	13 408	7 096	MEXICO	43	313	168
EXPORTS	98 572	716 108	380 289	DOMINIC REP	14	179	94
FRANCE	12 291	79 007	42 061	JAMAICA	731	3 845	2 045
BELGIUM LUX	7 786	68 116	36 140	COLOMBIA	252	843	450
NETHERLANDS	20 665	146 151	77 674	ECUADOR	573	947	503
ITALY	1 736	14 120	7 479	PERU	2 412	5 936	3 153
UNITED KINGDOM	4 932	31 844	16 933	BRAZIL	15 911	39 088	20 711
IRELAND	180	2 917	1 536	CHILE	63	616	328
DENMARK	2 028	12 922	6 860	BOLIVIA	71	710	377
GREECE	2 512	7 548	4 000	URUGUAY	67	604	316
PORTUGAL	2 448	6 187	3 287	ARGENTINA	103	288	149
SPAIN	597	5 013	2 642	CYPRUS	772	2 702	1 428
CANARY IS	59	579	307	LEBANON	688	1 582	834
ICELAND	89	1 059	555	SYRIA	1 006	1 960	1 036
NORWAY	506	7 148	3 793	IRAN	165	201	105
SWEDEN	498	6 438	3 417	ISRAEL	5 128	41 533	22 228
FINLAND	400	4 717	2 481	JORDAN	54	93	49
SWITZERLAND	12 404	117 258	62 300	ARAB EMIRAT	2 852	5 796	3 117
AUSTRIA	13 210	111 204	59 147	OMAN	116	249	136
ANDORRA	1	99	46	PAKISTAN	22 448	38 530	20 565
MALTA	59	348	189	INDIA	35 138	110 861	58 852
YUGOSLAVIA	9 133	39 583	20 978	BANGLADESH	5 793	10 448	5 560
TURKEY	68	323	175	MALDIVES	416	934	491
SOVIET UNION	9	119	61	SRI LANKA	6 365	17 155	9 132
POLAND	743	2 485	1 312	NEPAL	192	469	246
				THAILAND	31 482	115 164	61 244
				LAOS	283	746	392

6 IMPORTS AND EXPORTS (SPECIAL TRADE) BY GROUPS OF THE SITC-REV. III AND BY COUNTRIES OF PRODUCTION AND CONSUMPTION 1989

GROUP COUNTRY	DT = 100 KG	1 000 DM	1 000 \$	GROUP COUNTRY	DT = 100 KG	1 000 DM	1 000 \$
INDONESIA	25 975	73 115	38 836	SWEDEN	440	3 767	2 003
MALAYSIA	11 158	36 210	19 211	FINLAND	51	548	292
SINGAPORE	15 825	55 850	29 723	SWITZERLAND	2 758	40 652	21 604
PHILIPPINES	27 733	86 397	45 882	AUSTRIA	9 890	52 886	28 190
CHINA	79 877	251 739	134 062	MALTA	81	391	206
NORTH KOREA	10	69	36	YUGOSLAVIA	38 332	141 143	75 342
SOUTH KOREA	32 891	130 779	69 696	TURKEY	32 545	63 920	34 039
JAPAN	438	3 210	1 697	SOVIET UNION	43	72	38
TAIWAN	39 671	162 046	86 066	POLAND	1 060	2 112	1 123
HONG KONG	105 169	613 618	326 945	CZECHOSLOVA	3 377	7 584	4 064
MACAO	32 535	144 406	76 752	HUNGARY	4 392	11 940	6 372
AUSTRALIA	237	750	389	ROMANIA	3 530	8 384	4 477
EXPORTS	207 742	1 699 867	904 127	MOROCCO	9 862	16 358	8 742
FRANCE	15 148	116 862	62 143	TUNISIA	7 458	29 676	15 849
BELGIUM LUX	18 106	172 001	91 430	MAURITIUS	227	564	304
NETHERLANDS	43 486	305 915	162 699	REP S AFRICA	2 052	4 350	2 323
ITALY	7 722	60 935	32 400	USA	7 148	25 972	13 834
UNTD KINGDOM	13 369	116 985	62 492	CANADA	150	545	293
IRELAND	699	10 734	5 688	GUATEMALA	23	144	76
DENMARK	8 697	43 120	22 930	HAITI	196	805	423
GREECE	3 624	16 732	8 862	BARBADOS	293	1 026	551
PORTUGAL	2 583	13 587	7 238	URUGUAY	15	79	42
SPAIN	1 014	11 694	6 199	SYRIA	62	111	61
CANARY IS	113	1 410	751	ISRAEL	4 137	17 525	9 336
ICELAND	358	4 057	2 139	PAKISTAN	9 091	9 748	5 225
NORWAY	1 072	14 400	7 629	INDIA	6 505	37 485	20 047
SWEDEN	1 516	20 325	10 773	BANGLADESH	658	1 082	571
FINLAND	950	11 067	5 884	SRI LANKA	10 471	28 704	15 271
SWITZERLAND	26 026	267 147	142 173	THAILAND	4 172	11 000	5 847
AUSTRIA	34 005	289 641	154 026	INDONESIA	1 481	3 035	1 629
ANDORRA	19	561	294	MALAYSIA	5 036	23 599	12 534
GIBRALTAR	78	83	42	SINGAPORE	67	375	196
MALTA	10 288	57 521	30 864	PHILIPPINES	21 733	7 457	3 917
YUGOSLAVIA	354	1 784	957	CHINA	22 651	58 189	31 016
SOVIET UNION	474	2 344	1 270	SOUTH KOREA	9 982	80 744	42 895
POLAND	2 673	9 142	4 890	JAPAN	3 139	23 728	12 646
CZECHOSLOVA	310	2 371	1 256	TAIWAN	7 423	36 284	19 309
HUNGARY	4 998	40 464	21 550	HONG KONG	2 185	19 718	10 473
ROMANIA	7	92	46	MACAO		5 598	2 983
BULGARIA	149	513	269	EXPORTS	169 188	871 959	464 110
ALBANIA	60	165	94	FRANCE	8 957	66 127	35 152
MOROCCO	299	809	430	BELGIUM LUX	6 877	50 954	27 112
TUNISIA	3 640	12 408	6 614	NETHERLANDS	15 905	111 186	59 168
LIBYA	18	381	207	ITALY	5 780	42 629	22 720
EGYPT	173	489	258	UNTD KINGDOM	6 344	36 874	19 622
GHANA	27	79	39	IRELAND	520	3 882	2 074
NIGERIA	18	196	101	DENMARK	2 402	14 829	7 882
ANGOLA	16	80	39	GREECE	10 972	30 660	16 299
ETHIOPIA	11	131	60	PORTUGAL	14 721	38 180	20 351
TANZANIA	22	99	52	SPAIN	1 487	11 412	6 088
REP S AFRICA	44	1 192	628	CANARY IS	9	141	72
USA	1 602	33 748	18 000	ICELAND	226	2 730	1 455
CANADA	830	14 572	7 765	NORWAY	684	7 614	4 052
MEXICO	23	365	195	SWEDEN	1 711	17 602	9 338
BERMUDA		61	31	FINLAND	1 105	9 792	5 202
CHILE	49	536	280	SWITZERLAND	6 721	68 316	36 345
CYPRUS	47	588	304	AUSTRIA	13 562	90 606	48 205
LEBANON	184	2 006	1 057	ANDORRA	41	580	299
IRAQ	39	206	111	MALTA	327	1 636	873
IRAN	22	159	86	YUGOSLAVIA	33 614	117 806	62 765
ISRAEL	354	2 473	1 302	TURKEY	1 117	6 557	3 506
JORDAN	17	380	194	SOVIET UNION	1 203	4 086	2 308
SAUDI ARABIA	205	2 716	1 437	POLAND	3 667	13 180	7 085
KUWAIT	331	3 430	1 820	CZECHOSLOVA	306	1 400	750
BAHRAIN	8	263	135	HUNGARY	5 611	17 698	9 467
QATAR	14	282	144	ROMANIA	844	5 727	3 053
ARAB EMIRAT	150	1 593	849	BULGARIA	952	3 070	1 704
PAKISTAN	197	378	204	ALBANIA	25	178	94
THAILAND	11	57	30	MOROCCO	9 134	10 890	5 814
SINGAPORE	177	1 174	618	ALGERIA	5	167	87
CHINA	164	303	162	TUNISIA	8 117	25 874	13 791
SOUTH KOREA	29	955	508	EGYPT	99	654	358
JAPAN	522	14 007	7 393	ANGOLA	17	189	101
TAIWAN	66	1 912	1 021	KENYA	23	64	31
HONG KONG	231	4 829	2 556	MAURITIUS	83	430	230
AUSTRALIA	125	2 548	1 348	ZAMBIA	21	92	47
NEW ZEALAND	2	126	63	REP S AFRICA	67	549	289
846 CLOTHING ACCESSRS,FABRIC				USA	2 459	23 843	12 543
IMPORTS	426 808	1 529 450	814 759	CANADA	661	5 181	2 725
FRANCE	7 212	60 796	32 399	MEXICO	5	113	57
BELGIUM LUX	2 077	10 467	5 577	NETH ANTILL		61	30
NETHERLANDS	7 482	27 872	14 886	COLOMBIA	2	145	78
ITALY	110 370	493 455	262 597	VENEZUELA	7	73	40
UNTD KINGDOM	3 469	23 618	12 676	CHILE	53	223	117
IRELAND	385	4 013	2 139	PARAGUAY	12	65	34
DENMARK	5 317	11 763	6 240	URUGUAY	39	136	70
GREECE	18 012	43 413	23 198	CYPRUS	86	502	263
PORTUGAL	37 913	74 073	39 510	LEBANON	43	275	146
SPAIN	167	2 004	1 048	ISRAEL	471	2 828	1 497
ICELAND	28	115	62	JORDAN	5	70	36
NORWAY	40	232	120	SAUDI ARABIA	65	746	395
				KUWAIT	17	404	209
				BAHRAIN	2	134	71
				ARAB EMIRAT	34	351	185
				PAKISTAN	25	109	59

6 IMPORTS AND EXPORTS (SPECIAL TRADE) BY GROUPS OF THE SITC-REV. III AND BY COUNTRIES OF PRODUCTION AND CONSUMPTION 1989

GROUP COUNTRY	DT = 100 KG	1 000 DM	1 000 \$	GROUP COUNTRY	DT = 100 KG	1 000 DM	1 000 \$
INDIA	32	290	148	SWEDEN	1 843	16 838	8 996
SRI LANKA	39	256	137	FINLAND	1 027	9 337	4 971
THAILAND	25	162	86	SWITZERLAND	8 727	123 019	65 477
INDONESIA	6	71	36	AUSTRIA	14 462	127 286	67 744
SINGAPORE	97	848	449	ANDORRA	11	727	385
PHILIPPINES	45	164	87	MALTA	406	1 601	860
CHINA	35	110	62	YUGOSLAVIA	5 137	21 887	11 633
SOUTH KOREA	56	1 151	603	TURKEY	999	4 081	2 177
JAPAN	355	9 042	4 783	SOVIET UNION	520	17 672	9 508
TAIWAN	116	1 704	904	POLAND	1 423	6 534	3 454
HONG KONG	572	3 828	2 026	CZECHOSLOVA	319	1 168	611
AUSTRALIA	398	2 166	1 148	HUNGARY	733	5 415	2 866
NEW ZEALAND	17	209	112	ROMANIA	566	3 416	1 821
AMER OCEANIA	6	94	49	BULGARIA	126	1 071	571
SHIPS SUPPL		1 490	786	ALBANIA	86	94	49
848 CLOTHNG,NONTXTL;HEADGEAR				MOROCCO	878	3 622	1 920
IMPORTS	497 414	2 267 758	1 205 480	ALGERIA	151	1 248	663
FRANCE	8 422	38 130	20 347	TUNISIA	1 172	3 163	1 689
BELGIUM LUX	28 334	39 099	20 897	LIBYA	47	345	190
NETHERLANDS	17 173	49 295	26 208	EGYPT	25	166	85
ITALY	27 369	248 848	132 505	MALI	25	100	54
UNITD KINGDOM	6 294	30 156	16 026	GUINEA	2	81	44
IRELAND	194	1 327	717	LIBERIA	28	67	36
DENMARK	2 238	6 424	3 409	GHANA	25	138	71
GREECE	3 404	291 562	129 242	NIGERIA	61	242	126
PORTUGAL	884	4 727	2 522	CONGO	31	86	46
SPAIN	4 262	12 851	6 860	ZAIRE	3	112	57
NORWAY	29	395	209	ANGOLA	53	286	153
SWEDEN	1 864	6 427	3 414	ETHIOPIA	103	344	178
FINLAND	226	8 736	4 614	KENYA	13	85	40
SWITZERLAND	1 104	7 518	4 005	UGANDA	1	53	30
AUSTRIA	10 562	42 883	22 782	TANZANIA	64	265	142
MALTA	230	6 009	3 170	MOZAMBIQUE	13	130	70
YUGOSLAVIA	11 996	102 677	54 646	MADAGASCAR	3	97	50
TURKEY	34 939	355 019	189 230	MAURITIUS	20	78	38
SOVIET UNION	3	234	126	REP S AFRICA	83	574	304
POLAND	1 925	10 377	5 532	BOTSWANA	121	269	137
CZECHOSLOVA	1 909	6 428	3 437	USA	4 395	37 233	19 783
HUNGARY	920	12 231	6 533	CANADA	398	9 419	5 001
ROMANIA	147	699	371	GREENLAND	5	90	46
BULGARIA	58	392	208	MEXICO	8	162	85
MOROCCO	585	1 175	618	NICARAGUA	5	121	66
TUNISIA	1 580	14 395	7 639	CUBA	7	136	74
MAURITIUS	150	1 465	787	GUADELOUPE	23	71	40
REP S AFRICA	74	277	146	JAMAICA	38	88	46
USA	18 989	37 358	19 878	BARBADOS	44	130	66
CANADA	455	1 979	1 029	VENEZUELA	17	192	101
MEXICO	509	1 652	881	ECUADOR	126	435	233
GUATEMALA	5	79	40	BRAZIL	26	130	67
COLOMBIA	22	72	38	CHILE	195	585	311
GUYANA	1	89	45	BOLIVIA	9	65	32
PERU	11	70	39	ARGENTINA	10	675	352
BRAZIL	1 079	5 078	2 687	CYPRUS	78	275	140
CHILE	40	446	237	LEBANON	87	412	222
BOLIVIA	12	291	155	IRAQ	728	2 513	1 310
URUGUAY	2 610	30 036	15 895	IRAN	278	873	455
ARGENTINA	988	7 960	4 228	ISRAEL	260	1 208	653
ISRAEL	745	2 795	1 489	JORDAN	150	463	246
PAKISTAN	11 960	56 941	30 309	SAUDI ARABIA	307	1 048	556
INDIA	17 920	112 609	60 028	KUWAIT	231	803	426
SRI LANKA	4 031	7 951	4 240	BAHRAIN	32	246	134
NEPAL	10	52	30	ARAB EMIRAT	278	1 173	608
THAILAND	25 093	31 986	17 001	OMAN	85	316	167
VIETNAM	133	145	77	SOUTH YEMEN	3	91	47
INDONESIA	358	808	430	PAKISTAN	24	195	103
MALAYSIA	41 949	56 606	30 083	INDIA	12	167	84
SINGAPORE	97	158	88	BANGLADESH	11	101	55
PHILIPPINES	368	2 717	1 446	SRI LANKA	43	344	183
MONGOLIA	18	243	135	BURMA	1	58	30
CHINA	122 122	181 607	96 639	THAILAND	34	339	178
NORTH KOREA	9	98	53	LAOS	5	102	55
SOUTH KOREA	36 206	396 300	210 196	VIETNAM	11	198	109
JAPAN	2 126	14 447	7 689	KAMPUCHEA	4	83	47
TAIWAN	30 107	41 860	22 249	MALAYSIA	18	259	132
HONG KONG	12 238	33 830	18 050	SINGAPORE	67	1 261	677
MACAO	62	308	161	PHILIPPINES	4	133	67
AUSTRALIA	67	382	204	MONGOLIA	12	108	59
NEW ZEALAND	172	715	387	CHINA	256	947	508
EXPORTS	106 744	819 586	435 863	SOUTH KOREA	277	3 352	1 767
FRANCE	8 729	51 361	27 336	JAPAN	877	34 919	18 363
BELGIUM LUX	7 982	54 139	28 741	TAIWAN	164	3 149	1 661
NETHERLANDS	15 277	71 447	37 977	HONG KONG	303	7 688	4 076
ITALY	6 197	62 820	33 562	AUSTRALIA	109	1 172	620
UNITD KINGDOM	5 578	31 711	16 863	NEW ZEALAND	15	178	89
IRELAND	434	3 950	2 113	851 FOOTWEAR			
DENMARK	3 828	16 541	8 797	IMPORTS	1 874 023	6 453 082	3 431 571
GREECE	2 087	15 956	8 481	FRANCE	72 866	258 650	137 505
PORTUGAL	2 920	8 628	4 566	BELGIUM LUX	7 746	14 250	7 567
SPAIN	3 082	22 347	11 962	NETHERLANDS	45 142	137 714	73 156
CANARY IS	91	313	165	ITALY	695 583	2 586 411	1 375 282
ICELAND	177	932	489	UNITD KINGDOM	8 688	41 280	22 027
NORWAY	799	12 426	6 644	IRELAND	236	403	223
				DENMARK	4 702	24 705	13 121
				GREECE	6 995	31 040	16 500

6 IMPORTS AND EXPORTS (SPECIAL TRADE) BY GROUPS OF THE SITC-REV. III AND BY COUNTRIES OF PRODUCTION AND CONSUMPTION 1989

GROUP COUNTRY	DT = 100 KG	1 000 DM	1 000 \$	GROUP COUNTRY	DT = 100 KG	1 000 DM	1 000 \$
PORTUGAL	153 154	571 781	304 506	USA	9 815	53 637	28 411
SPAIN	137 004	443 426	235 813	CANADA	3 050	15 343	8 149
NORWAY	67	253	141	GREENLAND	10	86	41
SWEDEN	2 905	4 935	2 641	MEXICO	31	200	106
FINLAND	1 320	6 347	3 410	COSTA RICA	48	77	41
SWITZERLAND	12 210	74 493	39 558	PANAMA	103	514	272
AUSTRIA	71 668	393 490	209 020	CUBA	15	165	85
MALTA	1 828	32 275	17 148	JAMAICA	16	124	63
YUGOSLAVIA	111 364	396 143	210 712	BARBADOS	44	194	103
TURKEY	3 241	10 411	5 560	TRINIDAD TOB	76	166	86
SOVIET UNION	6 044	9 741	5 218	ARUBA	11	78	40
POLAND	24 558	46 574	24 675	NETH ANTILL	16	127	68
CZECHOSLOVA	17 526	27 829	14 741	VENEZUELA	125	434	227
HUNGARY	25 372	129 464	69 379	SURINAME	27	82	42
ROMANIA	17 455	44 472	23 617	BRAZIL	1 040	1 194	640
BULGARIA	2 218	3 649	1 937	CHILE	128	415	218
MOROCCO	1 612	5 248	2 790	BOLIVIA	251	357	184
ALGERIA	20	132	76	URUGUAY	68	95	50
TUNISIA	3 138	20 274	10 783	ARGENTINA	153	547	288
SUDAN	12	76	41	CYPRUS	285	1 029	539
USA	4 580	18 418	9 704	LEBANON	163	525	281
CANADA	107	475	250	IRAQ	57	127	64
MEXICO	2 371	13 131	7 030	ISRAEL	878	3 801	2 030
PANAMA	48	286	153	JORDAN	13	86	44
COLOMBIA	2 400	10 639	5 640	SAUDI ARABIA	350	2 099	1 111
VENEZUELA	139	607	325	KUWAIT	477	2 695	1 418
BRAZIL	27 986	123 036	65 193	BAHRAIN	22	211	111
CHILE	28	125	64	QATAR	71	343	176
URUGUAY	483	2 596	1 362	ARAB EMIRAT	286	1 342	704
ARGENTINA	471	1 847	984	OMAN	16	116	64
CYPRUS	17	91	49	AFGHANISTAN	44	202	112
ISRAEL	1 882	3 883	2 067	INDIA	859	1 697	900
PAKISTAN	2 282	6 847	3 648	THAILAND	208	505	271
INDIA	26 294	115 536	61 522	INDONESIA	34	160	80
BANGLADESH	3	57	31	MALAYSIA	74	423	227
SRI LANKA	137	118	62	SINGAPORE	718	4 365	2 335
THAILAND	25 083	54 623	28 975	PHILIPPINES	83	129	69
VIETNAM	212	162	85	CHINA	25	230	115
INDONESIA	9 751	19 023	10 145	NORTH KOREA	32	220	114
MALAYSIA	1 376	1 709	903	SOUTH KOREA	1 507	3 723	1 983
SINGAPORE	415	1 965	1 055	JAPAN	2 839	16 787	8 965
PHILIPPINES	3 053	6 922	3 675	TAIWAN	1 379	5 344	2 841
CHINA	97 859	102 009	54 171	HONG KONG	669	4 353	2 304
NORTH KOREA	35	92	50	AUSTRALIA	721	5 013	2 678
SOUTH KOREA	75 733	239 527	127 315	AUST OCEANIA	14	150	79
JAPAN	877	3 484	1 833	NEW ZEALAND	122	705	371
TAIWAN	146 401	395 823	210 400				
HONG KONG	9 142	14 005	7 429				
MACAO	36	220	117				
EXPORTS	484 406	1 929 341	1 026 587	871 OPTICAL INSTRUMENTS, NES			
FRANCE	57 506	229 330	120 976	IMPORTS	22 093	519 181	276 545
BELGIUM LUX	20 372	121 172	64 246	FRANCE	593	48 379	25 755
NETHERLANDS	53 621	230 107	122 164	BELGIUM LUX	140	2 401	1 267
ITALY	13 224	50 090	26 584	NETHERLANDS	983	38 819	20 654
UNIT KINGDOM	19 394	75 481	40 129	ITALY	216	2 525	1 352
IRELAND	1 899	7 065	3 738	UNIT KINGDOM	1 804	44 853	24 035
DENMARK	14 797	58 651	31 237	IRELAND	1	64	32
GREECE	1 036	4 115	2 210	DENMARK	31	595	316
PORTUGAL	21 607	56 700	30 153	PORTUGAL	538	10 642	5 680
SPAIN	3 388	14 448	7 697	SPAIN	36	526	277
CANARY IS	186	811	420	NORWAY	6	1 512	824
CEUTA MEL	25	169	89	SWEDEN	138	8 017	4 256
ICELAND	419	2 670	1 405	FINLAND	14	389	202
NORWAY	4 495	23 243	12 357	SWITZERLAND	929	33 859	17 954
SWEDEN	8 924	46 202	24 524	AUSTRIA	201	9 319	4 948
FINLAND	7 088	35 410	18 814	MALTA	3	111	58
SWITZERLAND	38 013	193 936	102 699	YUGOSLAVIA	39	1 014	536
AUSTRIA	63 432	256 232	135 902	SOVIET UNION	849	2 262	1 206
ANDORRA	25	225	116	POLAND	84	474	254
MALTA	341	1 451	778	CZECHOSLOVA	13	261	136
YUGOSLAVIA	27 657	63 908	34 007	NIGERIA	1	59	32
TURKEY	1 325	2 007	1 067	USA	2 494	118 342	62 949
SOVIET UNION	60 232	255 149	138 517	CANADA	36	2 889	1 553
POLAND	15 813	23 769	12 788	GREENLAND	1	108	58
CZECHOSLOVA	1 117	2 465	1 330	MEXICO	104	787	418
HUNGARY	13 186	29 210	15 678	CHILE	3	433	232
ROMANIA	1 360	2 103	1 110	ISRAEL	9	288	153
BULGARIA	2 358	4 452	2 390	JORDAN	1	874	469
MOROCCO	143	303	158	MALAYSIA		101	51
ALGERIA	510	832	454	SINGAPORE	63	2 646	1 404
TUNISIA	457	993	524	PHILIPPINES	2	144	81
LIBYA	1 301	1 210	619	CHINA	286	1 707	919
EGYPT	37	193	101	SOUTH KOREA	1 754	18 411	9 977
LIBERIA	110	254	136	JAPAN	8 481	152 820	81 281
GHANA	182	125	63	TAIWAN	842	2 367	1 263
NIGERIA	82	295	153	HONG KONG	1 348	9 955	5 314
ZAIRE	476	600	315	AUSTRALIA	4	600	313
RWANDA	34	82	42	NEW ZEALAND	1	87	49
ANGOLA	40	112	55	EXPORTS	26 110	877 791	467 185
ETHIOPIA	6	104	46	FRANCE	2 798	131 769	69 919
KENYA	72	345	180	BELGIUM LUX	624	18 285	9 706
TANZANIA	153	176	86	NETHERLANDS	1 238	43 695	23 297
REUNION	95	318	170	ITALY	1 895	61 984	32 884
ZIMBABWE	156	71	36	UNIT KINGDOM	1 972	52 843	28 092
REP S AFRICA	332	1 327	703	IRELAND	30	828	445

6 IMPORTS AND EXPORTS (SPECIAL TRADE) BY GROUPS OF THE SITC-REV. III AND BY COUNTRIES OF PRODUCTION AND CONSUMPTION 1989

GROUP COUNTRY	DT = 100 KG	1 000 DM	1 000 \$	GROUP COUNTRY	DT = 100 KG	1 000 DM	1 000 \$
DENMARK	287	8 291	4 425	FRANCE	11 642	109 556	58 251
GREECE	73	2 581	1 368	BELGIUM LUX	6 381	37 511	19 966
PORTUGAL	455	9 021	4 793	NETHERLANDS	21 255	152 380	81 489
SPAIN	494	19 145	10 204	ITALY	24 641	105 628	56 351
CANARY IS	24	236	128	UNITED KINGDOM	16 185	104 021	55 409
ICELAND	1	113	58	IRELAND	12 054	60 066	32 097
NORWAY	151	12 529	6 650	DENMARK	18 146	64 391	34 234
SWEDEN	536	22 088	11 747	GREECE	6	284	150
FINLAND	192	6 438	3 405	PORTUGAL	2 165	6 482	3 455
SWITZERLAND	2 529	66 327	35 313	SPAIN	2 822	10 485	5 563
AUSTRIA	971	30 740	16 413	NORWAY	177	1 705	908
ANDORRA		326	168	SWEDEN	6 617	66 797	35 577
GIBRALTAR		68	36	FINLAND	772	11 337	6 031
MALTA	11	420	221	SWITZERLAND	14 433	126 825	67 533
YUGOSLAVIA	70	3 831	2 044	AUSTRIA	3 107	34 674	18 526
TURKEY	58	2 314	1 227	YUGOSLAVIA	1 130	3 258	1 723
SOVIET UNION	702	35 851	19 076	TURKEY	663	1 713	918
POLAND	205	4 999	2 662	SOVIET UNION	32	122	66
CZECHOSLOVAKIA	67	3 121	1 711	POLAND	286	1 994	1 077
HUNGARY	69	2 682	1 477	CZECHOSLOVAKIA	3 172	2 875	1 530
ROMANIA		104	59	HUNGARY	3 065	8 125	4 326
BULGARIA	27	1 592	840	ROMANIA	21	70	39
ALBANIA	12	123	67	BULGARIA	10	361	191
MOROCCO	25	443	239	REP S AFRICA	22	272	147
ALGERIA	13	1 351	737	USA	23 872	366 750	195 063
TUNISIA	80	4 289	2 251	CANADA	582	2 097	1 106
LIBYA	36	1 177	618	MEXICO	122	485	259
EGYPT	3	61	33	COLOMBIA	80	58	30
SUDAN	2	136	70	BRAZIL	75	1 438	768
GHANA	1	73	38	URUGUAY	1	493	260
BENIN	2	142	74	ARGENTINA	121	2 102	1 128
NIGERIA		82	44	ISRAEL	9	164	88
GABON	2	387	210	SAUDI ARABIA	1 312	10 681	5 705
BURUNDI	11	393	204	PAKISTAN	39	332	184
ANGOLA	5	135	71	INDIA	12 852	60 014	32 095
ETHIOPIA	10	343	176	MALAYSIA	87	300	162
KENYA	5	140	75	SINGAPORE	738	2 301	1 242
UGANDA	1	77	41	CHINA	218	756	415
TANZANIA	2	57	30	SOUTH KOREA	19 638	258 960	137 517
MOZAMBIQUE	11	373	206	JAPAN	942	2 296	1 217
ZIMBABWE	163	5 234	2 774	TAIWAN	6 459	12 051	6 429
REP S AFRICA	5 636	171 881	91 582	HONG KONG	72	1 092	578
USA	276	10 897	5 821	AUSTRALIA	28	918	488
CANADA	132	3 824	2 064	NEW ZEALAND			
MEXICO	17	697	368	EXPORTS	291 288	2 909 807	1 551 504
GUATEMALA	1	65	33	FRANCE	32 526	268 013	142 607
HONDURAS	1	72	37	BELGIUM LUX	15 128	98 642	52 616
COSTA RICA	31	1 198	639	NETHERLANDS	31 888	170 595	91 037
CUBA	3	59	31	ITALY	17 175	244 227	130 018
DOMINIC REP	4	94	53	UNITED KINGDOM	9 760	112 076	59 634
JAMAICA	3	109	58	IRELAND	1 329	6 215	3 316
TRINIDAD TOB	16	861	460	DENMARK	5 754	40 737	21 691
COLOMBIA	1	427	231	GREECE	2 000	34 120	18 148
VENEZUELA	1	140	72	PORTUGAL	3 369	18 667	9 956
ECUADOR	2	87	47	SPAIN	13 357	132 009	70 475
PERU	148	7 032	3 756	CANARY IS	183	2 732	1 467
CHILE	749	7 016	3 755	CEUTA MEL	5	101	51
BOLIVIA		80	41	ICELAND	157	1 629	862
PARAGUAY		133	68	NORWAY	3 031	31 956	17 050
URUGUAY	4	205	106	SWEDEN	8 028	66 691	35 557
ARGENTINA	6	422	219	FINLAND	4 432	37 273	19 845
CYPRUS	1	207	111	SWITZERLAND	20 398	154 671	82 365
LEBANON	3	136	72	AUSTRIA	26 612	176 746	94 191
SYRIA	1	103	55	ANDORRA	17	352	184
IRAQ	22	939	498	MALTA	111	707	373
IRAN	131	5 117	2 721	YUGOSLAVIA	2 125	35 681	19 025
ISRAEL	108	5 535	2 961	TURKEY	4 482	33 268	17 698
JORDAN	1	96	51	SOVIET UNION	15 936	77 475	41 530
SAUDI ARABIA	78	3 194	1 694	POLAND	5 387	29 498	15 786
KUWAIT	34	1 160	616	CZECHOSLOVAKIA	2 012	18 945	10 218
BAHRAIN	1	54	31	HUNGARY	2 478	26 345	14 047
QATAR	6	440	229	ROMANIA	154	818	435
ARAB EMIRAT	32	1 390	737	BULGARIA	787	17 303	9 189
PAKISTAN	34	1 264	680	ALBANIA	6	197	103
INDIA	237	10 754	5 801	MOROCCO	319	3 720	1 962
BANGLADESH	2	149	80	ALGERIA	905	8 557	4 543
SRI LANKA	1	120	62	TUNISIA	849	3 482	1 852
NEPAL		88	46	LIBYA	1 819	14 143	7 680
THAILAND	24	965	513	EGYPT	829	8 365	4 450
VIETNAM	2	106	58	SUDAN	395	1 627	856
INDONESIA	14	344	184	MALI	131	279	150
MALAYSIA	25	1 118	605	BURKINA FASO	9	111	59
SINGAPORE	81	2 976	1 579	CHAD	26	231	119
PHILIPPINES	17	739	396	SENEGAL	30	188	95
CHINA	188	6 296	3 345	SIERRA LEONE	37	107	56
NORTH KOREA	7	121	62	LIBERIA	82	160	85
SOUTH KOREA	141	7 264	3 853	IVORY COAST	14	88	44
JAPAN	1 505	45 172	24 108	GHANA	196	1 261	693
TAIWAN	139	6 320	3 348	TOGO	78	132	69
HONG KONG	65	3 271	1 758	NIGERIA	1 136	2 454	1 323
AUSTRALIA	292	7 502	3 963	CAMEROON	44	278	148
NEW ZEALAND	9	614	320	CENT AFR REP	50	644	340
				ZAIRE	559	1 226	648
				RWANDA	7	172	91
				BURUNDI	10	91	49
872 MEDICAL INSTRUMENTS NES							
IMPORTS	216 093	1 634 571	870 478				

6 IMPORTS AND EXPORTS (SPECIAL TRADE) BY GROUPS OF THE SITC-REV. III AND BY COUNTRIES OF PRODUCTION AND CONSUMPTION 1989

GROUP COUNTRY	DT = 100 KG	1 000 DM	1 000 \$	GROUP COUNTRY	DT = 100 KG	1 000 DM	1 000 \$
ANGOLA	373	2 673	1 440	SPAIN	469	2 421	1 287
ETHIOPIA	543	1 529	813	ICELAND	11	241	129
KENYA	160	794	414	NORWAY	20	437	233
UGANDA	182	685	373	SWEDEN	387	3 011	1 604
TANZANIA	105	1 307	725	FINLAND	18	390	212
SEYCHELLES	33	192	99	SWITZERLAND	4 553	27 606	14 699
MOZAMBIQUE	52	397	210	AUSTRIA	672	3 245	1 725
MADAGASCAR	15	84	44	YUGOSLAVIA	5 044	14 897	7 877
REUNION	8	96	54	TURKEY	71	176	93
MAURITIUS	64	419	223	POLAND	112	214	112
ZAMBIA	187	505	270	CZECHOSLOVAKIA	45	79	45
ZIMBABWE	638	1 687	923	HUNGARY	35	139	75
MALAWI	22	234	125	BULGARIA	563	705	379
REP S AFRICA	2 242	33 020	17 687	EGYPT	7	88	45
BOTSWANA	311	488	258	USA	1 541	20 876	11 098
USA	15 440	462 370	246 449	CANADA	44	381	202
CANADA	1 289	25 975	13 844	BRAZIL	43	228	118
GREENLAND	13	126	68	ISRAEL	99	677	362
MEXICO	545	15 793	8 450	THAILAND		133	69
BERMUDA	4	86	46	MALAYSIA	822	3 334	1 790
GUATEMALA	95	759	400	SINGAPORE	234	2 055	1 094
HONDURAS	148	348	184	CHINA	182	328	173
EL SALVADOR	26	465	246	JAPAN	2 013	21 702	11 511
NICARAGUA	30	338	182	TAIWAN	853	7 593	4 028
COSTA RICA	76	1 118	597	HONG KONG	391	6 059	3 200
PANAMA	16	165	89	NEW ZEALAND	25	418	226
CUBA	1 006	8 834	4 693	N ZEAL OCEAN	4	65	35
DOMINIC REP	282	591	308	EXPORTS	108 745	803 296	427 438
GUADELOUPE	30	89	46	FRANCE	14 968	109 255	58 142
MARTINIQUE	11	131	70	BELGIUM LUX	7 589	77 933	41 471
JAMAICA	19	288	152	NETHERLANDS	14 453	72 770	38 689
BARBADOS	52	143	74	ITALY	8 979	56 256	29 970
TRINIDAD TOB	13	61	34	UNITD KINGDOM	6 244	81 018	43 072
NETH ANTILL	11	487	258	IRELAND	532	2 794	1 489
COLOMBIA	217	4 742	2 507	DENMARK	3 539	16 575	8 832
VENEZUELA	181	4 478	2 413	GREECE	975	3 884	2 085
ECUADOR	507	2 020	1 060	PORTUGAL	1 102	12 600	6 710
PERU	62	983	525	SPAIN	3 502	35 294	18 739
BRAZIL	357	10 414	5 576	CANARY IS	41	202	110
CHILE	420	5 738	3 048	ICELAND	281	1 452	790
BOLIVIA	57	398	209	NORWAY	1 544	12 311	6 543
PARAGUAY	235	586	314	SWEDEN	8 506	73 894	39 424
URUGUAY	279	1 465	781	FINLAND	2 264	15 877	8 472
ARGENTINA	529	4 309	2 306	SWITZERLAND	5 930	39 383	20 936
CYPRUS	176	1 218	641	AUSTRIA	6 481	36 740	19 545
LEBANON	201	3 368	1 874	YUGOSLAVIA	1 184	15 021	8 006
SYRIA	472	4 388	2 361	TURKEY	102	2 395	1 273
IRAQ	131	3 820	2 044	SOVIET UNION	49	1 374	728
IRAN	6 452	25 327	13 601	POLAND	306	3 119	1 686
ISRAEL	1 571	15 364	8 161	CZECHOSLOVAKIA	134	2 110	1 145
JORDAN	98	1 394	738	HUNGARY	3 453	9 156	4 892
SAUDI ARABIA	2 879	28 877	15 529	ROMANIA	5	69	36
KUWAIT	284	5 886	3 128	BULGARIA	229	2 527	1 350
BAHRAIN	153	777	408	MOROCCO	145	289	149
QATAR	74	1 011	542	ALGERIA	65	914	488
ARAB EMIRAT	491	6 571	3 505	TUNISIA	10	195	101
OMAN	164	790	420	LIBYA	107	1 172	613
NORTH YEMEN	144	1 162	609	EGYPT	2 456	4 592	2 451
AFGHANISTAN	21	819	434	CHAD	26	57	30
PAKISTAN	1 131	9 208	4 864	SIERRA LEONE	6	66	35
INDIA	959	23 390	12 490	GHANA	38	253	134
BANGLADESH	53	983	533	NIGERIA	44	526	286
SRI LANKA	51	647	338	CAMEROON	600	462	241
NEPAL	43	244	134	ZAMBIA	208	259	139
BURMA	56	301	158	BURUNDI	36	103	57
THAILAND	626	11 245	6 024	KENYA	3	148	72
VIETNAM	22	541	295	TANZANIA	20	154	79
INDONESIA	268	5 831	3 111	ZAMBIA	2	129	68
MALAYSIA	1 338	10 939	5 824	ZIMBABWE	3	59	31
BRUNEI	17	131	71	REP S AFRICA	1 255	11 324	6 015
SINGAPORE	521	8 545	4 556	USA	3 373	34 110	18 128
PHILIPPINES	261	2 808	1 470	CANADA	214	6 294	3 353
MONGOLIA		62	33	MEXICO	448	6 774	3 647
CHINA	216	6 168	3 263	GUATEMALA	2	59	30
NORTH KOREA	29	521	274	EL SALVADOR		58	32
SOUTH KOREA	687	17 587	9 381	COLOMBIA	53	469	241
JAPAN	4 918	158 597	84 834	VENEZUELA	577	3 114	1 626
TAIWAN	727	17 025	8 941	PERU	4	150	77
HONG KONG	496	11 872	6 346	BRAZIL	105	2 877	1 521
AUSTRALIA	2 000	33 770	17 899	CHILE	69	695	368
NEW ZEALAND	198	5 266	2 789	URUGUAY	2	69	37
NEW CALEDON	12	181	96	ARGENTINA	24	476	253
FR POLYNESIA	13	120	68	CYPRUS	15	270	146
873 METERS, COUNTERS, NES				SYRIA	25	387	208
IMPORTS	41 340	220 351	117 156	IRAQ	51	595	328
FRANCE	4 649	29 906	15 975	IRAN	1 235	6 989	3 689
BELGIUM LUX	1 953	21 215	11 227	ISRAEL	450	1 744	929
NETHERLANDS	4 790	11 834	6 358	JORDAN	6	71	35
ITALY	9 516	14 911	7 956	SAUDI ARABIA	668	1 309	693
UNITD KINGDOM	1 649	18 293	9 714	KUWAIT	61	537	277
IRELAND	39	1 894	1 003	ARAB EMIRAT	151	638	341
DENMARK	310	3 416	1 820	OMAN	33	193	102
GREECE	1	58	32	PAKISTAN	21	233	122
PORTUGAL	128	901	479	INDIA	37	1 124	601
				THAILAND	333	880	464

6 IMPORTS AND EXPORTS (SPECIAL TRADE) BY GROUPS OF THE SITC-REV. III AND BY COUNTRIES OF PRODUCTION AND CONSUMPTION 1989

GROUP COUNTRY	DT = 100 KG	1 000 DM	1 000 \$	GROUP COUNTRY	DT = 100 KG	1 000 DM	1 000 \$
INDONESIA	224	1 054	560	ITALY	57 058	1 056 232	561 705
MALAYSIA	86	693	371	UNITED KINGDOM	50 703	866 494	461 073
SINGAPORE	747	3 148	1 674	IRELAND	1 146	24 396	12 982
PHILIPPINES	77	262	138	DENMARK	9 937	171 867	91 849
CHINA	322	2 048	1 080	GREECE	4 256	55 395	29 527
NORTH KOREA	6	77	40	PORTUGAL	3 083	59 214	31 623
SOUTH KOREA	718	6 077	3 232	SPAIN	26 302	367 023	195 555
JAPAN	291	7 238	3 833	CANARY IS	289	2 681	1 424
TAIWAN	50	1 375	733	ICELAND	199	3 992	2 093
HONG KONG	57	838	448	FAROE IS	2	78	40
AUSTRALIA	292	4 480	2 383	NORWAY	5 019	94 258	50 192
NEW ZEALAND	26	356	190	SWEDEN	32 741	548 791	292 955
				FINLAND	9 633	138 618	73 750
				SWITZERLAND	41 437	648 412	345 420
				AUSTRIA	37 467	520 328	277 093
874 MEASURE, CONTROL INSTRUMENT				ANDORRA	14	300	158
IMPORTS	362 832	5 703 609	3 037 815	GIBRALTAR		149	80
FRANCE	62 582	702 899	374 836	VATICAN CITY	2	73	37
BELGIUM LUX	26 286	146 321	77 814	MALTA	92	2 269	1 222
NETHERLANDS	20 156	324 056	172 322	YUGOSLAVIA	6 573	112 183	59 776
ITALY	37 149	238 559	127 491	TURKEY	5 561	80 310	42 794
UNITED KINGDOM	27 353	578 751	307 773	SOVIET UNION	14 381	261 941	138 994
IRELAND	2 153	57 541	30 691	POLAND	2 925	68 333	36 278
DENMARK	9 572	130 437	69 537	CZECHOSLOVAKIA	4 775	112 277	60 160
GREECE	60	1 406	738	HUNGARY	3 654	70 872	37 938
PORTUGAL	1 373	6 324	3 698	ROMANIA	249	3 866	2 146
SPAIN	12 788	97 205	51 621	BULGARIA	2 965	35 796	19 034
ICELAND	5	144	78	ALBANIA	41	1 157	613
NORWAY	865	20 325	10 855	MOROCCO	366	7 439	3 950
SWEDEN	4 459	159 011	84 778	ALGERIA	3 236	31 667	16 783
FINLAND	1 148	34 955	18 609	TUNISIA	353	6 420	3 382
SWITZERLAND	33 269	719 456	383 360	LIBYA	714	13 656	7 280
AUSTRIA	21 130	261 868	139 623	EGYPT	1 412	26 921	14 252
MALTA	36	382	201	SUDAN	54	2 190	1 181
YUGOSLAVIA	5 233	22 102	11 718	MAURITANIA	5	119	65
TURKEY	54	8 108	4 316	MALI	12	311	163
SOVIET UNION	299	2 252	1 199	BURKINA FASO	6	255	132
POLAND	2 842	8 038	4 277	NIGER	14	403	215
CZECHOSLOVAKIA	1 805	5 500	2 919	CHAD	15	105	52
HUNGARY	1 913	6 944	3 667	CAPE VERDE	8	103	56
ROMANIA	300	785	422	SENEGAL	24	930	489
BULGARIA	72	721	384	GUINEA-BISSAU	3	52	31
MOROCCO	4	139	74	GUINEA	10	123	60
ALGERIA	30	821	436	SIERRA LEONE	10	173	90
TUNISIA	55	635	336	LIBERIA	10	462	239
EGYPT	13	1 241	674	IVORY COAST	20	632	336
NIGER	2	58	34	GHANA	49	896	479
IVORY COAST		203	111	TOGO	24	336	174
NIGERIA	6	298	156	BENIN	17	549	298
KENYA		497	262	NIGERIA	416	13 207	7 018
ZIMBABWE		92	48	CAMEROON	23	509	267
REP S AFRICA	55	3 065	1 619	CENT AFR REP	15	399	208
USA	43 033	1 430 764	761 866	GABON	289	1 625	838
CANADA	618	20 940	11 185	CONGO	18	430	226
GREENLAND	5	569	305	ZAIRE	58	846	440
MEXICO	68	756	402	RWANDA	66	953	492
NETH ANTILL	20	989	551	BURUNDI	55	555	291
COLOMBIA	2	131	68	ANGOLA	20	626	337
VENEZUELA	1	125	66	ETHIOPIA	144	2 580	1 355
BRAZIL	725	3 373	1 772	SOMALIA	12	376	198
CHILE	3	453	246	KENYA	119	4 352	2 330
ARGENTINA	83	733	390	UGANDA	19	341	182
CYPRUS		459	241	TANZANIA	52	928	484
SYRIA	13	464	246	SEYCHELLES	1	108	53
IRAQ	4	229	120	MOZAMBIQUE	22	780	416
IRAN	13	238	130	MADAGASCAR	10	247	126
ISRAEL	2 100	39 682	21 163	REUNION	35	396	204
JORDAN		949	507	MAURITIUS	26	782	413
SAUDI ARABIA	6	2 861	1 498	ZAMBIA	49	2 111	1 107
KUWAIT	6	2 462	1 317	ZIMBABWE	101	2 391	1 266
BAHRAIN	2	125	66	MALAWI	49	506	273
QATAR	1	72	38	REP S AFRICA	5 653	89 124	47 340
ARAB EMIRAT	3	1 708	891	BOTSWANA	40	639	344
OMAN	1	116	61	USA	63 075	1 091 413	580 646
PAKISTAN	14	91	47	CANADA	3 884	80 318	42 739
INDIA	193	3 289	1 775	GREENLAND	2	171	89
THAILAND	14	1 542	814	MEXICO	2 580	51 381	27 394
INDONESIA	4	174	91	GUATEMALA	123	3 072	1 642
MALAYSIA	730	6 499	3 447	HONDURAS	46	1 005	533
BRUNEI	1	114	59	EL SALVADOR	30	548	286
SINGAPORE	1 429	13 132	6 988	NICARAGUA	5	183	93
PHILIPPINES	156	2 849	1 497	COSTA RICA	76	1 502	804
CHINA	2 661	9 884	5 277	PANAMA	13	552	283
SOUTH KOREA	3 815	26 562	14 059	CUBA	115	3 222	1 724
JAPAN	23 596	509 255	271 236	HAITI	11	189	100
TAIWAN	7 599	41 863	22 319	DOMINIC REP	40	454	235
HONG KONG	2 517	27 328	14 524	GUADELOUPE	11	415	219
AUSTRALIA	242	9 674	5 146	BRIT VIRG IS	4	172	90
PAPUA NEW G		299	160	MARTINIQUE	1	85	48
NEW ZEALAND	72	338	175	JAMAICA	3	406	218
UNITED COUNTRY	2	76	36	BARBADOS	3	65	36
				TRINIDAD TOB	11	510	265
EXPORTS	630 864	10 727 588	5 712 355	NETH ANTILL	18	547	288
FRANCE	79 818	1 326 148	706 736	COLOMBIA	440	9 400	5 006
BELGIUM LUX	28 521	421 695	224 529	VENEZUELA	579	14 812	7 866
NETHERLANDS	41 422	718 758	381 865	GUYANA	22	440	222
				FRENCH GUIAN	23	701	378

6 IMPORTS AND EXPORTS (SPECIAL TRADE) BY GROUPS OF THE SITC-REV. III AND BY COUNTRIES OF PRODUCTION AND CONSUMPTION 1989

GROUP COUNTRY	DT = 100 KG	1 000 DM	1 000 \$	GROUP COUNTRY	DT = 100 KG	1 000 DM	1 000 \$
ECUADOR	167	2 148	1 155	MACAO	26	225	116
PERU	177	3 866	2 030	AUSTRALIA	249	1 819	926
BRAZIL	3 061	82 525	44 011	NEW ZEALAND		63	34
CHILE	984	18 311	9 725	EXPORTS	151 997	1 579 090	841 107
BOLIVIA	90	880	468	FRANCE	21 557	216 449	115 565
PARAGUAY	34	594	301	BELGIUM LUX	8 815	80 251	42 775
URUGUAY	113	1 956	1 051	NETHERLANDS	11 687	110 906	59 114
ARGENTINA	498	19 848	10 529	ITALY	17 222	135 372	72 117
CYPRUS	103	8 660	4 528	UNITD KINGDOM	17 588	210 435	111 774
LEBANON	145	1 343	711	IRELAND		3 395	1 833
SYRIA	345	9 658	5 167	DENMARK	2 863	28 569	15 260
IRAQ	2 117	33 820	17 938	GREECE	1 212	13 189	7 020
IRAN	4 161	59 389	31 653	PORTUGAL	1 949	25 446	13 529
ISRAEL	2 005	34 824	18 547	SPAIN	8 437	73 881	39 283
JORDAN	166	5 784	3 091	CANARY IS		2 020	1 071
SAUDI ARABIA	1 962	35 274	18 668	CEUTA MEL	23	117	64
KUWAIT	371	12 465	6 613	ICELAND	84	762	399
BAHRAIN	182	2 658	1 412	NORWAY	1 733	12 121	6 478
QATAR	80	2 784	1 481	SWEDEN	5 058	46 617	24 788
ARAB EMIRAT	885	15 972	8 497	FINLAND	2 175	17 662	9 406
OMAN	76	2 374	1 261	SWITZERLAND	8 363	75 778	40 321
NORTH YEMEN	226	2 024	1 074	AUSTRIA	6 632	54 005	28 758
SOUTH YEMEN	36	293	162	ANDORRA	115	1 089	600
AFGHANISTAN	1	88	49	GIBRALTAR	2	63	33
PAKISTAN	737	13 143	7 042	MALTA	56	701	369
INDIA	4 690	102 034	54 441	YUGOSLAVIA	941	9 190	4 890
BANGLADESH	113	1 712	917	TURKEY	698	6 690	3 571
MALDIVES	5	100	51	SOVIET UNION	1 157	24 234	12 972
SRI LANKA	49	1 543	816	POLAND	592	5 320	2 813
NEPAL	49	867	455	CZECHOSLOV	447	7 680	4 169
BURMA	5	415	219	HUNGARY	328	5 524	2 928
THAILAND	1 529	37 848	20 236	BULGARIA	92	1 299	686
VIETNAM	12	496	266	MOROCCO	55	436	232
INDONESIA	1 467	35 810	18 931	ALGERIA	88	1 314	701
MALAYSIA	1 727	41 479	22 740	TUNISIA	48	466	251
BRUNEI	56	477	260	LIBYA	173	3 021	1 603
SINGAPORE	2 645	61 135	32 580	EGYPT	235	2 095	1 102
PHILIPPINES	570	12 386	6 650	SENEGAL	12	134	72
MONGOLIA	2	85	47	GUINEA	7	79	41
CHINA	5 712	99 122	52 687	IVORY COAST	18	72	37
NORTH KOREA	168	4 554	2 420	GHANA	11	113	59
SOUTH KOREA	9 004	135 403	72 344	TOGO	5	73	39
JAPAN	12 974	295 405	157 518	NIGERIA	98	872	459
TAIWAN	4 596	87 450	46 527	CAMEROON	24	110	55
HONG KONG	1 966	37 528	19 986	GABON	3	168	91
MACAO	14	208	114	ZAMBIA	11	306	157
AUSTRALIA	8 861	135 149	71 742	ANGOLA	21	289	180
PAPUA NEW G	7	1 168	628	ETHIOPIA	5	101	52
NEW ZEALAND	632	9 945	5 268	KENYA	21	937	513
NEW CALEDON	10	132	64	UGANDA	9	84	43
FIJI		66	36	TANZANIA	22	241	122
FR POLYNESIA	5	100	51	MOZAMBIQUE	25	247	131
POLAR REG	6	143	73	MADAGASCAR	7	57	31
881 PHOTOGRAPH APPAR. ETC. NES				REUNION	51	226	117
IMPORTS	103 040	1 313 177	699 406	MAURITIUS	14	112	58
FRANCE	2 208	22 920	12 177	ZIMBABWE	17	160	89
BELGIUM LUX	4 143	56 015	29 725	REP S AFRICA	662	7 251	3 856
NETHERLANDS	3 665	47 001	25 016	USA	11 810	151 318	80 706
ITALY	8 111	42 083	22 495	CANADA	1 333	17 890	9 520
UNITD KINGDOM	2 572	31 420	16 763	MEXICO	420	4 767	2 581
IRELAND	348	1 112	587	GUATEMALA	4	92	49
DENMARK	5 119	36 859	19 598	EL SALVADOR	4	65	35
GREECE	8	342	177	COSTA RICA	363	3 588	1 900
PORTUGAL	13 670	33 046	17 545	CUBA	33	627	336
SPAIN	79	872	465	MARTINIQUE	14	95	52
NORWAY	41	1 159	610	COLOMBIA	29	509	268
SWEDEN	530	8 213	4 394	VENEZUELA	111	1 401	744
FINLAND	34	525	281	PERU	8	138	72
SWITZERLAND	1 815	33 284	17 728	BRAZIL	256	7 745	4 153
AUSTRIA	1 079	11 605	6 124	CHILE	259	2 310	1 222
YUGOSLAVIA	1 914	7 348	3 888	BOLIVIA	36	534	275
TURKEY	3	102	54	PARAGUAY	19	110	57
SOVIET UNION	5	121	65	URUGUAY	5	164	85
POLAND	119	185	100	ARGENTINA	182	1 199	641
CZECHOSLOV	499	724	391	CYPRUS	100	827	440
HUNGARY	7	134	73	LEBANON	23	496	271
KENYA		66	37	SYRIA	19	405	214
REP S AFRICA	11	552	285	IRAQ	54	822	438
USA	14 201	146 019	77 360	IRAN	244	3 814	2 035
CANADA	50	1 217	642	ISRAEL	496	4 343	2 308
MEXICO	35	344	185	JORDAN	40	283	152
PANAMA	22	1 016	547	SAUDI ARABIA	306	3 606	1 920
GUYANA	1	88	44	KUWAIT	157	1 370	719
BRAZIL	635	8 605	4 562	BAHRAIN	28	354	186
ISRAEL	85	3 426	1 849	QATAR	11	143	76
THAILAND	1 399	9 454	5 007	ARAB EMIRAT	517	3 821	2 048
INDONESIA	94	1 186	632	OMAN	43	377	202
MALAYSIA	57	1 152	618	PAKISTAN	117	721	382
SINGAPORE	86	917	482	INDIA	518	5 382	2 902
CHINA	3 039	11 187	5 931	BANGLADESH	15	159	85
SOUTH KOREA	632	16 526	8 774	SRI LANKA	9	348	179
JAPAN	26 407	669 962	357 679	BURMA	5	74	38
TAIWAN	5 703	46 608	24 829	THAILAND	467	3 919	2 086
HONG KONG	4 318	57 372	30 454	VIETNAM	19	169	88
				INDONESIA	222	1 058	560

6 IMPORTS AND EXPORTS (SPECIAL TRADE) BY GROUPS OF THE SITC-REV. III AND BY COUNTRIES OF PRODUCTION AND CONSUMPTION 1989

GROUP COUNTRY	DT = 100 KG	1 000 DM	1 000 \$	GROUP COUNTRY	DT = 100 KG	1 000 DM	1 000 \$
MALAYSIA	322	2 119	1 120	IVORY COAST	1 049	1 355	731
SINGAPORE	1 959	21 949	11 745	GHANA	285	482	253
PHILIPPINES	135	554	297	TOGO	59	97	53
CHINA	258	2 931	1 546	BENIN	87	122	61
NORTH KOREA	153	2 285	1 224	NIGERIA	9 307	12 710	6 721
SOUTH KOREA	1 068	10 608	5 556	CAMEROON	841	1 256	665
JAPAN	3 392	72 669	38 603	GABON	79	375	199
TAIWAN	891	7 308	3 860	ZAIRE	785	1 343	716
HONG KONG	1 164	21 471	11 401	RWANDA	183	189	101
AUSTRALIA	1 817	20 210	10 811	ANGOLA	283	939	503
NEW ZEALAND	262	2 979	1 586	ETHIOPIA	614	1 070	564
NEW CALEDON	5	65	36	DJIBOUTI	24	63	36
				SOMALIA	32	84	45
882 PHOTO.CINEMATOGPH. SUPPL				KENYA	602	1 088	583
IMPORTS	852 777	2 440 679	1 298 257	UGANDA	10	198	109
FRANCE	112 789	243 414	129 212	TANZANIA	121	461	251
BELGIUM LUX	167 856	308 173	164 620	MADAGASCAR	203	252	132
NETHERLANDS	85 440	237 141	125 881	REUNION	562	1 000	545
ITALY	35 800	104 989	55 895	MAURITIUS	520	915	491
UNTD KINGDOM	111 803	257 643	136 761	ZAMBIA	149	318	170
IRELAND	2 387	3 998	2 167	MALAWI	105	233	124
DENMARK	399	2 819	1 493	REP S AFRICA	15 415	33 670	17 900
GREECE		384	209	USA	97 327	177 957	94 407
PORTUGAL	75	343	183	CANADA	1 999	5 859	3 121
SPAIN	795	3 908	2 094	MEXICO	6 414	16 333	8 746
ICELAND	77	132	69	GUATEMALA	192	397	212
NORWAY	46	75	38	HONDURAS	107	334	184
SWEDEN	3 101	12 291	6 507	EL SALVADOR	749	1 195	640
FINLAND	66	196	106	NICARAGUA	121	154	81
SWITZERLAND	32 306	99 015	52 805	COSTA RICA	560	1 137	608
AUSTRIA	291	24 562	13 051	PANAMA	70	153	82
YUGOSLAVIA	406	2 259	1 190	CUBA	54	219	117
TURKEY	91	745	404	DOMINIC REP	186	334	174
HUNGARY	13	78	39	JAMAICA	73	177	97
ROMANIA	281	911	484	BARBADOS	136	308	161
ANGOLA	55	312	167	TRINIDAD TOB	141	454	248
REP S AFRICA		108	57	COLOMBIA	5 249	11 146	5 933
USA	133 999	499 411	265 658	VENEZUELA	969	2 167	1 173
CANADA	145	1 074	579	ECUADOR	200	600	319
MEXICO	652	2 367	1 256	PERU	51	102	53
PANAMA	54	346	186	BRAZIL	3 267	6 240	3 300
BRAZIL	320	3 426	1 855	CHILE	566	766	406
CYPRUS	24	228	121	BOLIVIA	291	359	194
LEBANON	161	941	518	PARAGUAY	51	71	36
IRAN	8	259	135	URUGUAY	62	79	43
ISRAEL	63	382	202	ARGENTINA	5 347	6 844	3 684
ARAB EMIRAT	138	508	272	CYPRUS	1 670	4 560	2 434
INDIA	8	59	32	LEBANON	1 666	2 569	1 377
THAILAND	61	277	143	SYRIA	909	872	472
INDONESIA	19	237	127	IRAQ	4 233	7 735	4 089
SINGAPORE	773	5 184	2 795	IRAN	8 369	12 116	6 397
CHINA	280	1 269	676	ISRAEL	14 215	19 280	10 266
SOUTH KOREA	91	1 331	712	JORDAN	1 290	2 165	1 153
JAPAN	160 300	608 502	323 560	SAUDI ARABIA	7 514	9 039	4 794
TAIWAN	99	308	167	KUWAIT	3 006	5 238	2 778
HONG KONG	1 319	8 874	4 687	BAHRAIN	331	578	311
AUSTRALIA	167	1 971	1 020	QATAR	773	765	401
EXPORTS	1 245 972	2 623 985	1 393 926	ARAB EMIRAT	8 537	11 797	6 209
FRANCE	158 781	357 259	189 898	OMAN	522	545	287
BELGIUM LUX	57 587	145 357	77 213	NORTH YEMEN	33	73	39
NETHERLANDS	78 718	148 256	78 737	SOUTH YEMEN	302	517	276
ITALY	104 349	292 338	155 224	PAKISTAN	2 968	4 341	2 331
UNTD KINGDOM	147 850	344 459	182 711	INDIA	9 083	15 004	8 062
IRELAND	8 941	14 090	7 454	BANGLADESH	338	376	202
DENMARK	50 059	107 505	57 108	SRI LANKA	1 066	1 402	745
GREECE	8 816	16 828	8 935	NEPAL	38	91	49
PORTUGAL	9 522	19 220	10 237	BURMA	95	302	158
SPAIN	53 070	99 577	52 872	THAILAND	2 603	2 911	1 552
CANARY IS	2 926	5 798	3 066	VIETNAM	21	77	41
ICELAND	804	1 679	899	INDONESIA	3 990	4 554	2 461
NORWAY	10 817	18 941	10 086	MALAYSIA	6 002	7 352	3 913
SWEDEN	31 460	66 845	35 370	SINGAPORE	3 934	5 476	2 879
FINLAND	27 383	44 794	23 718	PHILIPPINES	7 731	9 997	5 292
SWITZERLAND	43 220	101 883	54 262	CHINA	263	136	75
AUSTRIA	61 828	174 277	92 579	NORTH KOREA	21	74	40
MALTA	546	1 224	652	SOUTH KOREA	5 132	7 962	4 228
YUGOSLAVIA	6 418	15 424	8 206	JAPAN	5 621	22 318	11 937
TURKEY	12 873	19 297	10 188	TAIWAN	5 279	5 826	3 117
SOVIET UNION	4 773	15 416	8 121	HONG KONG	38 661	47 171	25 128
POLAND	2 988	5 455	2 908	AUSTRALIA	23 138	31 858	16 948
CZECHOSLOVA	2 564	8 218	4 335	PAPUA NEW G	185	188	102
HUNGARY	5 022	13 856	7 355	NEW ZEALAND	5 341	11 569	6 186
ROMANIA	128	517	283	NEW CALEDON	154	270	144
BULGARIA	1 774	4 886	2 601	FR POLYNESIA	143	255	133
MOROCCO	2 672	4 538	2 405				
ALGERIA	6 407	6 124	3 400	883 CINE.FILM EXPOSD.DEVELOP			
TUNISIA	3 789	5 377	2 870	IMPORTS	2 519	36 323	19 390
LIBYA	823	1 534	804	FRANCE	191	3 146	1 668
EGYPT	7 561	12 360	6 565	BELGIUM LUX	12	162	86
SUDAN	183	444	234	NETHERLANDS	31	595	313
BURKINA FASO	36	187	99	ITALY	454	4 618	2 447
SENEGAL	199	257	133	UNTD KINGDOM	1 150	14 032	7 556
LIBERIA	103	106	52	DENMARK	3	120	60
				SPAIN	197	1 865	995
				SWITZERLAND	27	1 276	675

6 IMPORTS AND EXPORTS (SPECIAL TRADE) BY GROUPS OF THE SITC-REV. III AND BY COUNTRIES OF PRODUCTION AND CONSUMPTION 1989

GROUP COUNTRY	DT = 100 KG	1 000 DM	1 000 \$	GROUP COUNTRY	DT = 100 KG	1 000 DM	1 000 \$
AUSTRIA	27	485	260	ICELAND	7	744	387
SOVIET UNION	14	331	178	NORWAY	275	13 185	7 000
CZECHOSLOVAKIA	1	54	30	SWEDEN	886	53 077	33 708
REP S AFRICA	8	196	106	FINLAND	394	16 875	8 946
USA	371	8 364	4 453	SWITZERLAND	1 433	99 582	52 950
CANADA	9	244	131	AUSTRIA	4 468	183 664	97 796
CHINA	3	82	44	ANDORRA	4	266	142
JAPAN	4	112	58	MALTA	528	25 517	13 591
HONG KONG	1	99	54	YUGOSLAVIA	112	3 013	1 593
AUSTRALIA	1	113	56	TURKEY	57	3 399	1 803
EXPORTS	942	12 107	6 465	SOVIET UNION	5	1 716	924
FRANCE	73	887	476	POLAND	31	951	507
BELGIUM LUX	43	418	224	CZECHOSLOVAKIA	81	2 633	1 406
NETHERLANDS	65	722	388	HUNGARY	51	2 775	1 478
ITALY	44	560	300	ROMANIA	1	110	59
UNITED KINGDOM	80	1 162	616	BULGARIA	82	2 156	1 125
DENMARK	18	362	196	MOROCCO	5	413	220
GREECE	4	89	46	ALGERIA	5	484	252
PORTUGAL	11	56	32	TUNISIA	10	168	85
SPAIN	28	341	178	LIBYA	9	873	460
SWEDEN	27	312	164	EGYPT	1	262	671
FINLAND	1	66	35	GHANA	6	99	51
SWITZERLAND	118	1 469	788	NIGERIA	1	183	99
AUSTRIA	274	3 352	1 798	ANGOLA	5	309	165
YUGOSLAVIA	6	150	79	KENYA	2	177	91
SOVIET UNION	8	127	65	MOZAMBIQUE	4	254	135
CZECHOSLOVAKIA	4	89	47	MAURITIUS	1	178	95
HUNGARY	6	211	111	ZAMBIA		56	31
REP S AFRICA	8	61	34	REP S AFRICA	142	9 737	5 169
USA	68	701	369	USA	2 272	155 477	82 776
CANADA	5	77	42	CANADA	318	24 241	12 861
ISRAEL	6	95	47	MEXICO	13	2 107	1 114
SOUTH KOREA	5	109	60	GUATEMALA	1	674	353
JAPAN	13	227	124	EL SALVADOR		77	39
HONG KONG	8	88	48	NICARAGUA	2	65	37
884 OPTICAL GOODS NES				COSTA RICA		70	39
IMPORTS	34 192	976 970	519 979	PANAMA		163	87
FRANCE	4 339	105 872	56 477	CUBA	46	943	498
BELGIUM LUX	140	2 622	1 393	DOMINIC REP		81	42
NETHERLANDS	684	31 420	16 678	ARUBA		87	46
ITALY	3 767	111 504	59 442	NETH ANTILL		309	163
UNITED KINGDOM	1 584	22 517	11 947	COLOMBIA	3	222	117
IRELAND	1 090	31 654	16 845	VENEZUELA		303	162
DENMARK	221	6 127	3 271	ECUADOR		130	68
PORTUGAL	243	4 619	2 454	BRAZIL	19	2 501	1 310
SPAIN	98	1 731	931	CHILE	69	1 636	862
NORWAY	2	293	158	PARAGUAY		277	145
SWEDEN	40	4 411	2 369	URUGUAY		290	158
FINLAND	19	142	76	ARGENTINA	9	796	429
SWITZERLAND	985	79 334	42 145	CYPRUS		731	388
AUSTRIA	1 361	83 168	44 192	LEBANON	31	253	138
MALTA	810	43 980	23 389	SYRIA	1	82	39
YUGOSLAVIA	231	2 617	1 393	IRAQ	1	372	192
POLAND	16	120	63	IRAN	40	2 741	1 487
CZECHOSLOVAKIA	56	194	104	ISRAEL	82	8 103	4 303
HUNGARY	65	1 318	696	JORDAN		66	36
ROMANIA	129	1 456	770	SAUDI ARABIA	70	4 689	2 491
EGYPT	19	169	91	KUWAIT	6	1 430	765
MAURITIUS	40	482	260	BAHRAIN	2	539	280
REP S AFRICA	52	302	158	QATAR	2	376	198
USA	2 154	92 630	49 258	ARAB EMIRAT	25	2 314	1 228
CANADA	134	4 683	2 482	OMAN	10	280	149
BRAZIL	110	1 545	823	PAKISTAN	1	1 197	624
ISRAEL	233	3 505	1 860	INDIA	114	6 085	3 241
SAUDI ARABIA	1	89	48	BANGLADESH	5	156	81
ARAB EMIRAT	1	98	52	SRI LANKA		116	59
INDIA	24	319	167	NEPAL	3	60	32
THAILAND	989	10 404	5 536	THAILAND	5	735	394
INDONESIA	3	160	84	INDONESIA	62	2 093	1 112
MALAYSIA	74	458	241	MALAYSIA		390	206
SINGAPORE	187	3 563	1 902	SINGAPORE	102	8 924	4 746
PHILIPPINES	13	232	126	PHILIPPINES	1	170	91
CHINA	949	3 893	2 076	CHINA	8	734	396
SOUTH KOREA	1 222	24 439	13 021	NORTH KOREA		106	56
JAPAN	6 567	249 796	132 957	SOUTH KOREA	85	5 080	2 694
TAIWAN	4 847	28 753	15 356	JAPAN	638	44 224	23 534
HONG KONG	1 422	12 030	6 404	TAIWAN	74	4 633	2 453
AUSTRALIA	281	4 011	2 123	HONG KONG	167	18 010	9 584
EXPORTS	23 907	1 302 725	693 212	AUSTRALIA	345	15 545	8 255
FRANCE	1 863	88 795	47 259	NEW ZEALAND	47	3 811	2 031
BELGIUM LUX	1 052	44 521	23 731	SHIPS SUPPL		139	73
NETHERLANDS	1 727	115 889	61 677	885 WATCHES AND CLOCKS			
ITALY	1 568	83 129	44 268	IMPORTS	86 417	1 440 570	766 714
UNITED KINGDOM	1 179	84 525	44 890	FRANCE	7 211	78 096	41 641
IRELAND	413	19 129	10 184	BELGIUM LUX	2 509	10 337	5 543
DENMARK	677	39 961	21 308	NETHERLANDS	3 323	22 776	12 120
GREECE	64	5 118	2 745	ITALY	5 124	44 572	23 713
PORTUGAL	805	13 842	7 383	UNITED KINGDOM	976	7 902	4 218
SPAIN	1 217	47 531	25 222	IRELAND	68	974	513
CANARY IS	11	887	469	DENMARK	436	3 778	2 024
				GREECE	4	58	31
				PORTUGAL	269	4 093	2 176
				SPAIN	552	3 146	1 684
				NORWAY	6	222	118

6 IMPORTS AND EXPORTS (SPECIAL TRADE) BY GROUPS OF THE SITC-REV. III AND BY COUNTRIES OF PRODUCTION AND CONSUMPTION 1989

GROUP COUNTRY	DT = 100 KG	1 000 DM	1 000 \$	GROUP COUNTRY	DT = 100 KG	1 000 DM	1 000 \$
SWEDEN	826	2 873	1 529	URUGUAY	7	70	34
FINLAND	16	760	401	ARGENTINA	221	2 643	1 421
SWITZERLAND	6 248	580 389	305 004	CYPRUS	36	613	321
AUSTRIA	425	9 481	5 049	LEBANON	9	162	87
MALTA	1 684	6 328	3 362	SYRIA	5	103	57
YUGOSLAVIA	641	1 189	632	IRAQ		88	48
TURKEY	38	74	39	IRAN	58	5 981	3 136
SOVIET UNION	308	1 014	546	ISRAEL	344	4 684	2 495
POLAND	378	723	385	JORDAN	11	65	34
CZECHOSLOVA	1 168	1 224	643	SAUDI ARABIA	608	8 372	4 511
HUNGARY	733	1 346	717	KUWAIT	48	2 548	1 360
ROMANIA	362	280	153	BAHRAIN	10	2 513	1 336
MOROCCO	8	326	174	QATAR	1	10 909	5 740
MAURITIUS	151	17 221	9 223	ARAB EMIRAT	175	7 458	4 016
USA	706	8 914	4 731	OMAN	12	265	139
CANADA	83	569	305	PAKISTAN	14	233	122
MEXICO	76	2 760	1 476	INDIA	918	4 214	2 242
BRAZIL	399	787	420	MALDIVES		79	44
ARGENTINA	365	691	378	SRI LANKA	6	88	45
SAUDI ARABIA		64	36	THAILAND	263	5 611	2 982
OMAN		141	79	INDONESIA	55	441	236
THAILAND	544	15 192	8 114	MALAYSIA	64	3 631	1 939
INDONESIA	11	83	43	SINGAPORE	774	35 378	18 826
MALAYSIA	149	2 603	1 396	PHILIPPINES	11	132	67
SINGAPORE	1 226	4 984	2 664	CHINA	68	1 044	560
PHILIPPINES	84	2 207	1 187	NORTH KOREA	1	1 507	800
CHINA	11 974	66 801	36 542	SOUTH KOREA	369	7 454	4 003
SOUTH KOREA	2 543	9 961	5 312	JAPAN	1 284	26 693	14 245
JAPAN	5 046	188 647	100 134	TAIWAN	404	4 208	2 247
TAIWAN	14 754	41 194	21 874	HONG KONG	948	122 337	65 011
HONG KONG	14 964	293 266	156 112	AUSTRALIA	1 605	14 452	7 665
AUSTRALIA	3	66	33	NEW ZEALAND	283	2 963	1 569
UNID COUNTR	1	62	31	SHIPS SUPPL		1 527	811
EXPORTS	119 052	1 505 593	801 717	891 ARMS AND AMMUNITION			
FRANCE	15 666	226 558	120 738	IMPORTS	63 276	172 054	92 045
BELGIUM LUX	3 865	36 302	19 353	FRANCE	7 645	13 034	6 907
NETHERLANDS	6 734	67 985	36 250	BELGIUM LUX	1 924	5 787	3 093
ITALY	9 492	105 667	56 279	NETHERLANDS	5 909	17 338	9 366
UNITD KINGDOM	14 657	130 546	69 531	ITALY	15 287	30 153	16 150
IRELAND	262	2 678	1 431	UNITD KINGDOM	4 326	8 592	4 626
DENMARK	1 615	18 196	9 714	DENMARK	83	359	187
GREECE	1 430	16 783	8 954	PORTUGAL	264	159	86
PORTUGAL	1 009	17 061	9 101	SPAIN	932	4 027	2 147
SPAIN	4 782	46 043	24 519	NORWAY	81	1 539	819
CANARY IS	81	1 148	603	SWEDEN	962	15 259	8 257
CEUTA MEL	1	130	69	FINLAND	461	2 237	1 209
ICELAND	50	746	387	SWITZERLAND	218	5 985	3 177
NORWAY	1 025	10 989	5 862	AUSTRIA	1 110	10 578	5 643
SWEDEN	3 641	34 514	18 415	YUGOSLAVIA	707	2 357	1 282
FINLAND	1 879	16 532	8 800	TURKEY	254	170	91
SWITZERLAND	8 003	198 306	105 712	SOVIET UNION	185	669	355
AUSTRIA	5 099	53 509	28 474	POLAND	299	178	94
ANDORRA	70	475	258	CZECHOSLOVA	4 236	5 680	3 004
GIBRALTAR	2	135	70	HUNGARY	2 131	1 219	650
MALTA	998	4 101	2 178	BULGARIA	22	478	266
YUGOSLAVIA	790	6 698	4 646	USA	10 549	33 615	17 852
TURKEY	781	14 696	7 847	CANADA	159	1 388	742
SOVIET UNION	23	158	82	BRAZIL	195	1 280	673
POLAND	306	3 212	1 722	ARGENTINA	50	208	108
CZECHOSLOVA	62	743	391	ISRAEL	2 820	3 526	1 953
HUNGARY	1 954	7 509	3 969	INDIA	148	545	290
ROMANIA	34	83	43	PHILIPPINES	8	71	38
BULGARIA	39	487	259	CHINA	793	833	451
MOROCCO	27	420	220	JAPAN	369	2 939	1 545
ALGERIA	18	322	179	TAIWAN	113	527	276
TUNISIA	30	325	172	HONG KONG	26	228	124
LIBYA	124	454	241	AUSTRALIA	983	936	498
EGYPT	111	559	297	EXPORTS	62 889	303 720	161 856
NIGERIA	6	96	51	FRANCE	11 427	38 806	20 564
ANGOLA	21	423	222	BELGIUM LUX	3 219	8 973	4 778
KENYA	13	190	103	NETHERLANDS	6 250	20 418	10 931
MAURITIUS	57	8 342	4 430	ITALY	3 803	11 826	6 282
ZIMBABWE	9	113	59	UNITD KINGDOM	6 575	18 817	10 051
REP S AFRICA	643	6 133	3 251	IRELAND	77	358	189
USA	22 291	159 011	84 446	DENMARK	2 108	9 671	5 205
CANADA	1 559	10 447	5 553	GREECE	1 242	3 569	1 905
MEXICO	217	3 663	1 961	PORTUGAL	927	3 950	2 106
BERMUDA	12	164	84	SPAIN	727	4 287	2 288
GUATEMALA	5	64	33	CANARY IS	78	317	164
COSTA RICA	3	100	52	ICELAND	46	143	76
PANAMA	1	392	209	NORWAY	1 265	6 665	3 558
BAHAMAS	3	79	42	SWEDEN	2 400	14 590	7 813
AM VIRGIN IS	6	150	80	FINLAND	1 872	6 405	3 393
JAMAICA	8	72	37	SWITZERLAND	5 316	37 857	20 132
BARBADOS	13	258	138	AUSTRIA	3 898	18 898	10 076
GRENADA		59	30	ANDORRA	103	792	418
ARUBA	1	74	41	YUGOSLAVIA	89	708	380
NETH ANTILL	13	282	149	TURKEY	43	314	166
COLOMBIA	48	374	200	SOVIET UNION	8	104	54
VENEZUELA	18	401	213	POLAND	94	679	362
ECUADOR		61	30	CZECHOSLOVA	55	676	358
PERU	2	287	153	HUNGARY	57	381	199
BRAZIL	688	7 636	4 047				
CHILE	195	1 353	715				
PARAGUAY	4	128	68				

6 IMPORTS AND EXPORTS (SPECIAL TRADE) BY GROUPS OF THE SITC-REV. III AND BY COUNTRIES OF PRODUCTION AND CONSUMPTION 1989

GROUP COUNTRY	DT = 100 KG	1 000 DM	1 000 \$	GROUP COUNTRY	DT = 100 KG	1 000 DM	1 000 \$
BULGARIA	170	578	311	ISRAEL	1 999	1 963	1 047
MOROCCO	4	64	37	JORDAN	48	59	31
ALGERIA	2	64	34	SAUDI ARABIA	125	206	106
TUNISIA	6	80	42	PAKISTAN	39	80	38
LIBYA	38	170	92	INDIA	301	627	332
EGYPT	152	1 604	856	SRI LANKA	59	65	32
SUDAN	5	140	75	THAILAND	372	745	397
BURKINA FASO	5	465	242	INDONESIA	41	67	32
SENEGAL	6	65	34	MALAYSIA	400	582	299
IVORY COAST	393	296	153	SINGAPORE	7 371	7 545	3 980
TOGO	7	73	38	PHILIPPINES	45	81	39
NIGERIA	14	63	32	CHINA	5 097	4 575	2 423
CAMEROON	198	665	335	SOUTH KOREA	2 307	3 499	1 871
TANZANIA	6	222	119	JAPAN	25 207	66 840	35 581
REP S AFRICA	55	457	244	TAIWAN	4 002	5 942	3 169
BOTSWANA	37	165	87	HONG KONG	14 608	13 900	7 387
USA	4 540	56 817	30 405	AUSTRALIA	679	1 247	664
CANADA	281	3 156	1 664	NEW ZEALAND	85	197	102
GUATEMALA	25	68	36				
COSTA RICA	5	72	34	EXPORTS	6 502 994	5 208 133	2 774 094
NETH ANTILL	28	239	134	FRANCE	1 535 459	757 045	402 789
COLOMBIA	46	1 624	859	BELGIUM LUX	274 985	300 334	159 957
VENEZUELA	11	798	432	NETHERLANDS	649 561	447 340	238 285
SURINAME	74	73	40	ITALY	206 464	214 310	114 138
ECUADOR	3	60	32	UNITED KINGDOM	1 112 073	490 025	261 216
PERU	6	256	135	IRELAND	4 129	6 951	3 723
BRAZIL	38	1 943	492	DENMARK	226 817	134 405	71 544
CHILE	256	1 138	594	GREECE	23 690	26 703	14 143
PARAGUAY	115	453	245	PORTUGAL	20 879	25 912	13 742
URUGUAY	32	113	63	SPAIN	114 516	133 185	70 720
ARGENTINA	33	306	158	CANARY IS	8 657	9 319	4 955
CYPRUS	204	488	259	ICELAND	1 621	2 270	1 211
LEBANON	180	159	82	NORWAY	64 998	53 861	28 627
IRAQ	28	438	235	SWEDEN	274 046	169 372	90 389
ISRAEL	152	1 094	583	FINLAND	25 571	34 001	18 099
JORDAN	3	128	70	SWITZERLAND	693 710	841 486	448 391
SAUDI ARABIA	762	2 540	1 364	AUSTRIA	887 712	862 064	459 295
ARAB EMIRAT	412	1 144	601	ANDORRA	64	100	53
OMAN	11	96	50	VATICAN CITY	11	62	35
NORTH YEMEN		130	69	MALTA	1 199	1 639	866
PAKISTAN	304	697	373	YUGOSLAVIA	22 874	27 312	14 435
INDIA	258	1 842	968	TURKEY	34 448	19 507	10 362
SRI LANKA	3	104	53	SOVIET UNION	54 582	62 076	32 935
THAILAND	206	3 487	1 865	POLAND	14 863	13 737	7 258
INDONESIA	14	303	161	CZECHOSLOVAKIA	15 598	12 388	6 629
MALAYSIA	31	376	200	HUNGARY	9 960	14 802	7 867
BRUNEI	40	184	99	ROMANIA	768	1 398	742
SINGAPORE	418	1 185	644	BULGARIA	2 265	4 617	2 457
PHILIPPINES	39	632	339	ALBANIA	25	83	45
CHINA	60	553	299	MOROCCO	795	1 448	763
SOUTH KOREA	200	996	517	ALGERIA	1 070	1 182	628
JAPAN	374	2 403	1 272	TUNISIA	2 941	3 707	1 959
TAIWAN	173	481	257	LIBYA	260	1 668	888
HONG KONG	35	174	91	EGYPT	1 586	3 979	2 098
AUSTRALIA	311	2 036	1 082	SUDAN	48	177	96
NEW ZEALAND	184	692	368	MAURITANIA	189	764	408
NEW CALEDON	55	141	77	MALI	21	119	65
FR POLYNESIA	25	65	35	BURKINA FASO	48	166	88
				GAMBIA	28	79	41
				GUINEA	99	116	59
892 PRINTED MATTER				SIERRA LEONE	92	166	90
IMPORTS	2 287 937	1 937 621	1 032 797	LIBERIA	105	157	81
FRANCE	399 542	193 937	103 875	IVORY COAST	194	358	186
BELGIUM LUX	108 636	95 900	51 136	GHANA	85	82	41
NETHERLANDS	240 317	189 899	101 409	TOGO	163	237	126
ITALY	272 076	197 043	105 204	BENIN	22	79	40
UNITED KINGDOM	125 069	187 070	99 562	NIGERIA	668	1 196	626
IRELAND	6 240	37 273	19 618	CAMEROON	448	651	346
DENMARK	39 511	65 552	34 882	ZAIRE	514	5 797	3 039
GREECE	8 419	5 952	3 172	RWANDA	360	463	241
PORTUGAL	4 957	3 781	2 026	BURUNDI	138	230	121
SPAIN	60 340	38 856	20 785	ANGOLA	49	82	43
ICELAND	27	80	39	ETHIOPIA	59	203	105
NORWAY	1 007	4 050	2 157	KENYA	1 046	932	488
SWEDEN	24 993	23 843	12 670	UGANDA	82	262	142
FINLAND	19 067	9 215	4 875	TANZANIA	178	308	162
SWITZERLAND	275 109	261 084	139 192	MOZAMBIQUE	63	201	106
AUSTRIA	434 391	267 355	142 655	MADAGASCAR	28	56	31
YUGOSLAVIA	53 030	31 298	16 696	MAURITIUS	196	390	200
TURKEY	5 171	3 851	2 048	ZAMBIA	103	114	55
SOVIET UNION	2 039	1 944	1 033	ZIMBABWE	59	248	130
POLAND	525	967	514	MALAWI	28	70	34
CZECHOSLOVAKIA	44 326	13 555	7 187	REP S AFRICA	4 935	10 102	5 362
HUNGARY	22 278	8 672	4 630	BOTSWANA	37	73	37
BULGARIA	85	107	57	USA	108 489	247 294	132 667
TUNISIA	70	81	43	CANADA	15 180	21 453	11 435
EGYPT	301	480	254	MEXICO	1 306	2 526	1 350
REP S AFRICA	153	224	115	GUATEMALA	111	214	110
USA	71 988	180 642	95 901	EL SALVADOR	47	79	45
CANADA	1 246	2 814	1 495	COSTA RICA	120	193	101
COLOMBIA	711	859	457	PANAMA	131	261	133
VENEZUELA	1 778	642	342	HAITI	23	255	138
BRAZIL	1 084	1 379	728	BAHAMAS	83	152	77
CHILE	157	107	58	DOMINIC REP	187	457	242
ARGENTINA	33	108	55	GUADELOUPE	66	172	91
LEBANON	197	199	109	MARTINIQUE	81	214	115

6 IMPORTS AND EXPORTS (SPECIAL TRADE) BY GROUPS OF THE SITC-REV. III AND BY COUNTRIES OF PRODUCTION AND CONSUMPTION 1989

GROUP COUNTRY	DT = 100 KG	1 000 DM	1 000 \$	GROUP COUNTRY	DT = 100 KG	1 000 DM	1 000 \$
ST VINCENT	51	187	101	INDONESIA	2 356	1 053	549
NETH ANTILL	99	203	109	MALAYSIA	10 685	6 525	3 454
COLOMBIA	565	801	428	SINGAPORE	16 554	17 319	9 216
VENEZUELA	1 281	3 110	1 627	PHILIPPINES	2 105	762	394
SURINAME	31	68	38	CHINA	111 139	68 278	36 270
ECUADOR	165	209	108	SOUTH KOREA	43 473	30 776	16 360
PERU	2 453	7 382	3 881	JAPAN	19 004	67 019	35 629
BRAZIL	4 442	7 536	4 017	TAIWAN	128 747	116 751	61 999
CHILE	773	1 576	828	HONG KONG	41 815	35 826	19 101
BOLIVIA	85	161	85	AUSTRALIA	264	664	352
PARAGUAY	151	317	165	NEW ZEALAND	152	238	122
URUGUAY	146	272	144				
ARGENTINA	2 511	3 665	1 959	EXPORTS	6 484 220	6 379 168	3 391 905
CYPRUS	1 028	1 335	705	FRANCE	1 014 905	1 007 707	536 006
LEBANON	510	1 219	657	BELGIUM LUX	655 768	595 158	316 467
SYRIA	926	602	317	NETHERLANDS	1 377 405	1 064 583	566 342
IRAQ	891	1 797	972	ITALY	295 524	340 629	181 056
IRAN	722	3 982	2 134	UNITD KINGDOM	712 749	713 694	379 244
ISRAEL	5 909	9 527	5 089	IRELAND	38 222	38 065	20 275
JORDAN	481	1 094	561	DENMARK	183 721	159 118	84 713
SAUDI ARABIA	2 226	7 400	3 923	GREECE	48 227	41 885	22 301
KUWAIT	1 081	2 071	1 104	PORTUGAL	28 043	28 584	15 191
BAHRAIN	666	605	318	SPAIN	70 479	98 729	52 547
QATAR	80	156	85	CANARY IS	3 102	2 468	1 289
ARAB EMIRAT	593	1 325	694	CEUTA MEL	45	89	48
OMAN	203	340	179	ICELAND	7 473	7 307	3 879
NORTH YEMEN	77	380	205	FAROE IS	184	132	68
AFGHANISTAN	61	135	74	NORWAY	68 044	69 127	36 779
PAKISTAN	483	1 637	871	SWEDEN	148 961	170 159	90 657
INDIA	1 583	15 961	8 581	FINLAND	46 324	58 150	30 971
BANGLADESH	227	1 048	555	SWITZERLAND	583 162	621 984	330 860
MALDIVES	26	188	99	AUSTRIA	487 894	488 612	259 805
SRI LANKA	321	369	199	ANDORRA	50	170	89
BURMA	47	57	32	MALTA	2 655	3 019	1 599
THAILAND	1 062	5 570	2 954	YUGOSLAVIA	30 377	34 364	18 282
INDONESIA	803	3 027	1 595	TURKEY	11 357	12 736	6 779
MALAYSIA	1 098	2 576	1 369	SOVIET UNION	86 035	44 301	23 397
BRUNEI	44	92	47	POLAND	52 976	30 654	16 264
SINGAPORE	2 624	5 373	2 855	CZECHOSLOVA	9 546	13 975	7 489
PHILIPPINES	364	873	470	HUNGARY	15 734	19 796	10 498
CHINA	2 462	29 068	15 347	ROMANIA	7 160	4 623	2 460
NORTH KOREA	295	163	89	BULGARIA	1 754	4 074	2 150
SOUTH KOREA	2 382	7 964	4 233	ALBANIA	470	172	87
JAPAN	17 342	69 871	37 259	MOROCCO	5 872	4 219	2 240
TAIWAN	1 375	3 515	1 858	ALGERIA	3 927	4 601	2 454
HONG KONG	4 381	6 363	3 379	TUNISIA	3 870	4 339	2 317
AUSTRALIA	11 451	16 897	9 004	LIBYA	1 941	3 326	1 749
PAPUA NEW G	98	252	136	EGYPT	2 520	4 150	2 187
NEW ZEALAND	1 590	3 055	1 628	SUDAN	273	418	220
NEW CALEDON	46	68	36	MAURITANIA	45	63	32
WEST SAMOA	11	66	32	MALI	59	90	49
FR POLYNESIA	44	86	44	CHAD	30	74	40
UNID COUNTR	27	74	38	SENEGAL	305	265	140
				GAMBIA	56	60	32
893 ARTICLES,NES,OF PLASTICS				GUIN BISSAU	155	96	50
IMPORTS	4 296 302	3 576 855	1 903 649	GUINEA	128	78	37
FRANCE	580 197	473 232	252 114	LIBERIA	2 307	904	475
BELGIUM LUX	390 992	251 698	134 056	IVORY COAST	1 034	536	285
NETHERLANDS	909 021	603 099	321 057	GHANA	1 222	951	501
ITALY	572 939	426 319	226 877	TOGO	203	198	104
UNITD KINGDOM	206 368	233 486	124 237	BENIN	76	105	53
IRELAND	57 416	72 312	38 401	NIGERIA	1 232	1 564	824
DENMARK	165 470	160 505	85 340	CAMEROON	237	267	136
GREECE	6 932	8 865	4 707	GABON	145	273	142
PORTUGAL	14 338	12 369	6 656	ZAMBIA	150	384	203
SPAIN	32 443	34 669	18 433	RWANDA	83	129	67
NORWAY	17 730	10 223	5 444	BURUNDI	54	108	56
SWEDEN	77 027	76 490	40 732	ANGOLA	195	249	133
FINLAND	15 513	16 140	8 580	ETHIOPIA	222	430	228
SWITZERLAND	249 803	298 124	158 530	SOMALIA	40	174	95
AUSTRIA	285 874	225 464	120 117	KENYA	271	812	430
MALTA	685	3 947	2 111	UGANDA	92	194	107
YUGOSLAVIA	49 252	19 134	10 200	TANZANIA	228	378	201
TURKEY	8 790	5 210	2 765	SEYCHELLES	93	86	46
SOVIET UNION	367	89	49	MADAGASCAR	154	193	102
POLAND	15 400	5 644	2 894	REUNION	880	1 150	610
CZECHOSLOVA	29 278	5 682	3 032	MAURITIUS	727	769	408
HUNGARY	31 881	9 406	5 035	ZAMBIA	298	384	199
ROMANIA	16 858	3 389	1 826	ZIMBABWE	92	261	137
BULGARIA	1 313	319	170	MALAWI	142	184	94
ALBANIA	90	108	58	REP S AFRICA	14 704	20 350	10 777
MOROCCO	388	175	96	USA	187 499	291 686	154 832
TUNISIA	37	105	55	CANADA	29 298	48 420	25 645
MAURITIUS	8	89	48	MEXICO	7 379	11 369	6 058
REP S AFRICA	1 143	2 761	1 473	GUATEMALA	614	652	339
USA	102 219	223 901	119 035	BELIZE	356	116	61
CANADA	3 184	4 472	2 374	HONDURAS	47	100	51
MEXICO	976	1 620	859	EL SALVADOR	183	292	151
ST LUCIA	113	475	251	COSTA RICA	330	632	333
VENEZUELA	91	98	50	PANAMA	37	162	84
BRAZIL	11 063	4 727	2 500	CUBA	109	415	218
ISRAEL	21 464	16 865	9 008	HAITI	114	419	223
SAUDI ARABIA	401	148	76	DOMINIC REP	337	718	380
INDIA	872	476	255	GUADELOUPE	434	228	118
THAILAND	41 772	19 511	10 391	ANTIGUA	194	122	64
				DOMINICA	62	65	32

6 IMPORTS AND EXPORTS (SPECIAL TRADE) BY GROUPS OF THE SITC-REV. III AND BY COUNTRIES OF PRODUCTION AND CONSUMPTION 1989

GROUP COUNTRY	DT = 100 KG	1 000 DM	1 000 \$	GROUP COUNTRY	DT = 100 KG	1 000 DM	1 000 \$
MARTINIQUE	696	414	224	MEXICO	5 606	7 176	3 822
JAMAICA	148	203	108	ST VINCENT	5	116	67
ST LUCIA	71	93	49	BRAZIL	322	363	193
ST VINCENT	93	80	43	ARGENTINA	853	706	377
BARBADOS	152	209	106	ISRAEL	1 148	1 267	679
TRINIDAD TOB	207	387	203	PAKISTAN	9 452	24 193	12 841
GRENADA	88	76	41	INDIA	3 418	3 809	2 027
NETH ANTILL	720	628	331	SRI LANKA	1 378	6 145	3 254
COLOMBIA	315	657	344	THAILAND	18 321	31 077	16 632
VENEZUELA	377	1 191	640	VIETNAM	43	64	35
SURINAME	60	62	32	INDONESIA	529	878	470
ECUADOR	249	585	311	MALAYSIA	10 825	21 045	11 234
PERU	365	593	318	SINGAPORE	13 532	36 464	19 356
BRAZIL	2 415	6 419	3 404	PHILIPPINES	2 852	6 228	3 345
CHILE	9 275	7 484	3 959	CHINA	400 367	467 269	248 598
BOLIVIA	162	288	157	NORTH KOREA	10	64	33
PAPAGUAY	163	206	108	SOUTH KOREA	58 664	145 495	77 629
URUGUAY	418	2 056	1 093	JAPAN	17 767	110 131	58 512
ARGENTINA	590	1 266	682	TAIWAN	278 333	357 040	189 677
CYPRUS	2 895	3 454	1 849	HONG KONG	54 927	101 725	54 245
LEBANON	555	819	438	MACAO	21 285	29 793	15 883
SYRIA	740	6 308	3 222	AUSTRALIA	405	1 707	910
IRAQ	2 630	4 660	2 492	NEW ZEALAND	38	112	62
IRAN	5 973	5 802	3 109				
ISRAEL	18 603	23 594	12 563	EXPORTS	958 194	1 796 931	956 166
JORDAN	981	1 253	657				
SAUDI ARABIA	26 413	26 058	13 789	FRANCE	165 354	293 236	156 112
KUWAIT	4 884	6 525	3 462	BELGIUM LUX	55 610	92 800	49 384
BAHRAIN	880	1 095	584	NETHERLANDS	114 133	167 100	88 808
QATAR	511	914	483	ITALY	60 850	119 747	63 757
ARAB EMIRAT	6 953	7 693	4 076	UNITD KINGDOM	87 493	138 400	73 514
OMAN	665	1 000	535	IRELAND	4 900	5 293	2 817
NORTH YEMEN	411	474	251	DENMARK	22 404	38 957	20 711
SOUTH YEMEN	80	215	115	GREECE	8 627	16 690	8 870
AFGHANISTAN	398	310	165	PORTUGAL	5 814	11 411	6 019
PAKISTAN	789	1 048	551	SPAIN	19 019	37 734	20 049
INDIA	2 108	6 353	3 366	CANARY IS	882	2 156	1 144
BANGLADESH	44	150	78	ICELAND	1 441	2 973	1 583
SRI LANKA	743	500	265	FAROE IS	33	87	44
BURMA	41	109	62	NORWAY	14 447	23 046	12 226
THAILAND	2 761	5 515	2 936	SWEDEN	23 929	47 411	25 253
VIETNAM	39	75	38	FINLAND	14 154	27 615	14 742
INDONESIA	2 095	3 375	1 802	SWITZERLAND	94 517	214 159	113 916
MALAYSIA	2 947	6 473	3 444	AUSTRIA	114 485	186 656	99 483
BRUNEI	17	129	70	ANDORRA	206	1 211	639
SINGAPORE	14 416	16 501	8 793	MALTA	986	1 895	1 003
PHILIPPINES	1 731	2 795	1 483	YUGOSLAVIA	5 756	10 343	5 510
MONGOLIA	21	66	33	TURKEY	1 960	3 491	1 846
CHINA	1 183	2 996	1 563	SOVIET UNION	1 986	5 369	5 118
NORTH KOREA	84	249	131	POLAND	1 646	4 620	2 498
SOUTH KOREA	9 107	11 846	6 264	CZECHOSLOVA	2 097	3 980	2 135
JAPAN	15 312	42 325	22 520	HUNGARY	2 529	5 898	3 145
TAIWAN	4 609	10 145	5 373	ROMANIA	272	291	151
HONG KONG	7 717	10 527	5 601	BULGARIA	748	1 492	790
MACAO	31	105	55	MOROCCO	126	216	113
AUSTRALIA	58 642	54 513	29 028	TUNISIA	497	587	317
PAPUA NEW G	233	205	109	LIBYA	2 745	2 257	1 219
NEW ZEALAND	8 902	6 526	3 472	EGYPT	456	851	457
NEW CALEDON	64	293	151	CAPE VERDE	20	79	42
FR POLYNESIA	142	231	124	SIERRA LEONE	131	385	200
UNID COUNTR	28	63	33	IVORY COAST	43	78	41
				NIGERIA	51	355	186
				KENYA	9	77	38
894 BABY CARRIAGE, TOYS, GAMES				SEYCHELLES	43	162	87
IMPORTS	1 674 844	2 752 078	1 465 086	REUNION	195	469	243
FRANCE	93 142	118 624	63 227	MAURITIUS	105	375	202
BELGIUM LUX	23 858	39 175	20 850	REP S AFRICA	1 377	3 434	1 818
NETHERLANDS	80 941	103 904	55 295	USA	60 685	163 963	86 993
ITALY	162 285	229 166	121 518	CANADA	9 351	21 990	11 693
UNITD KINGDOM	51 108	115 769	61 842	MEXICO	1 030	2 524	1 349
IRELAND	12 748	25 203	13 362	BERMUDA	34	66	38
DENMARK	60 086	158 781	84 739	PANAMA	28	100	50
GREECE	483	817	431	HAITI	19	72	38
PORTUGAL	3 500	6 945	3 702	DOMINIC REP	37	97	51
SPAIN	14 907	28 020	14 911	GUADELOUPE	29	57	30
NORWAY	2 443	3 353	1 790	JAMAICA	67	79	44
SWEDEN	13 548	16 168	8 595	BARBADOS	14	78	44
FINLAND	13 213	12 761	6 785	ARUBA	58	728	387
SWITZERLAND	36 004	85 621	45 703	NETH ANTILL	106	563	293
AUSTRIA	51 211	182 998	97 464	COLOMBIA	72	137	72
MALTA	12 610	28 811	15 327	VENEZUELA	22	158	83
YUGOSLAVIA	10 011	10 699	5 678	ECUADOR	12	68	35
TURKEY	685	717	386	BRAZIL	146	494	265
SOVIET UNION	1 937	1 482	785	CHILE	238	748	397
POLAND	12 511	8 795	4 672	PARAGUAY	41	97	51
CZECHOSLOVA	11 897	8 740	4 651	URUGUAY	117	1 434	802
HUNGARY	22 959	12 783	6 818	ARGENTINA	345	895	485
ROMANIA	8 233	3 549	1 875	CYPRUS	415	989	518
BULGARIA	10 116	3 934	2 080	LEBANON	282	490	262
MOROCCO	97	76	41	IRAQ	80	217	115
TUNISIA	829	3 406	1 816	IRAN	42	275	146
KENYA	50	221	115	ISRAEL	4 379	5 407	2 865
MAURITIUS	531	2 187	1 169	JORDAN	98	182	95
REP S AFRICA	479	792	425	SAUDI ARABIA	2 872	2 530	1 346
USA	59 937	178 850	95 097	KUWAIT	818	1 729	916
CANADA	2 137	6 364	3 361	BAHRAIN	140	284	148
				QATAR	266	343	185

6 IMPORTS AND EXPORTS (SPECIAL TRADE) BY GROUPS OF THE SITC-REV. III AND BY COUNTRIES OF PRODUCTION AND CONSUMPTION 1989

GROUP COUNTRY	DT = 100 KG	1 000 DM	1 000 \$	GROUP COUNTRY	DT = 100 KG	1 000 DM	1 000 \$
ARAB EMIRAT	1 690	2 761	1 475	LIBYA	67	569	303
OMAN	62	164	86	EGYPT	1 179	2 587	1 368
PAKISTAN	122	167	90	BURKINA FASO	14	85	45
INDIA	608	1 274	683	NIGER	18	109	57
MALDIVES	55	231	126	SENEGAL	80	204	98
SRI LANKA	22	97	51	GUINEA	10	66	35
THAILAND	145	565	302	LIBERIA	19	408	216
INDONESIA	562	580	304	IVORY COAST	198	734	392
MALAYSIA	456	978	515	TOGO	23	227	120
BRUNEI	72	131	68	BENIN	49	113	50
SINGAPORE	1 239	2 858	1 524	NIGERIA	978	1 450	775
PHILIPPINES	116	297	160	CAMEROON	90	393	201
CHINA	1 280	1 681	899	CENT AFR REP	33	101	55
NORTH KOREA	36	197	106	GABON	102	332	172
SOUTH KOREA	4 922	10 581	5 607	CONGO	35	139	73
JAPAN	20 056	65 815	35 212	ZAIRE	77	207	112
TAIWAN	3 480	7 038	3 754	RWANDA	210	295	157
HONG KONG	4 008	5 812	3 090	BURUNDI	10	88	45
AUSTRALIA	4 136	8 536	4 510	ANGOLA	415	1 093	576
NEW ZEALAND	597	1 501	798	ETHIOPIA	1 054	918	494
NEW CALEDON	54	141	72	KENYA	760	1 137	605
FR POLYNESIA	59	174	92	UGANDA	71	218	112
				TANZANIA	119	183	96
895 OFFICE, STATIONERY SUPPLS				MADAGASCAR	324	433	228
IMPORTS	205 057	506 037	270 175	REUNION	68	315	165
FRANCE	18 260	43 853	23 342	MAURITIUS	122	557	294
BELGIUM LUX	4 321	6 783	3 582	ZAMBIA	34	170	87
NETHERLANDS	19 900	35 477	18 972	ZIMBABWE	156	312	164
ITALY	30 831	64 498	34 306	MALAWI	116	355	183
UNITED KINGDOM	20 046	47 847	25 493	REP S AFRICA	5 104	11 460	6 073
IRELAND	2 161	10 716	5 705	USA	49 982	126 697	67 189
DENMARK	1 455	3 224	1 717	CANADA	3 483	14 004	7 430
PORTUGAL	1 360	563	297	MEXICO	1 185	8 630	4 592
SPAIN	7 348	5 177	2 748	GUATEMALA	266	1 157	616
NORWAY	413	1 383	736	HONDURAS	161	469	249
SWEDEN	2 614	4 580	2 428	EL SALVADOR	89	453	242
FINLAND	38	278	144	COSTA RICA	168	600	319
SWITZERLAND	15 922	60 401	32 911	PANAMA	29	112	57
AUSTRIA	24 132	29 565	15 792	CUBA	80	467	251
YUGOSLAVIA	842	647	345	HAITI	51	92	45
TURKEY	509	723	385	DOMINIC REP	103	507	264
POLAND	269	308	165	GUADELOUPE	40	212	111
CZECHOSLOVAKIA	1 222	862	460	MARTINIQUE	27	128	69
HUNGARY	1 087	1 254	668	BARBADOS	11	64	31
REP S AFRICA	210	545	287	TRINIDAD TOB	162	413	218
USA	9 301	43 232	23 061	NETH ANTILL	16	282	145
CANADA	28	166	90	COLOMBIA	114	1 546	823
MEXICO	349	1 658	882	VENEZUELA	323	1 302	699
BRAZIL	810	1 494	792	ECUADOR	655	2 054	1 103
ARGENTINA	60	101	58	PERU	398	887	477
ISRAEL	42	105	54	BRAZIL	399	3 753	2 009
INDIA	177	458	245	CHILE	1 664	5 056	2 701
THAILAND	1 351	1 525	798	BOLIVIA	286	992	522
MALAYSIA	872	2 787	1 475	PARAGUAY	86	407	215
SINGAPORE	435	1 467	773	URUGUAY	353	865	452
CHINA	4 387	3 398	1 807	ARGENTINA	427	1 766	935
SOUTH KOREA	6 741	6 279	3 309	CYPRUS	891	1 587	840
JAPAN	19 136	110 567	58 866	LEBANON	451	764	401
TAIWAN	4 470	10 719	5 632	SYRIA	140	501	265
HONG KONG	3 658	3 174	1 675	IRAQ	597	2 054	1 071
EXPORTS	415 039	1 355 388	720 308	IRAN	3 831	8 910	4 746
FRANCE	52 374	178 770	95 276	ISRAEL	1 697	6 439	3 416
BELGIUM LUX	20 700	49 802	26 469	JORDAN	661	667	350
NETHERLANDS	36 624	89 487	47 621	SAUDI ARABIA	3 690	10 539	5 565
ITALY	28 749	117 022	62 175	KUWAIT	1 066	2 858	1 511
UNITED KINGDOM	34 496	133 065	70 625	BAHRAIN	211	934	481
IRELAND	1 448	3 897	2 055	QATAR	233	772	411
DENMARK	9 492	27 781	14 816	ARAB EMIRAT	2 444	5 527	2 929
GREECE	3 284	13 777	7 303	OMAN	191	598	307
PORTUGAL	3 277	14 185	7 524	NORTH YEMEN	64	125	66
SPAIN	17 990	79 436	42 085	SOUTH YEMEN	4	73	38
CANARY IS	485	2 963	1 558	PAKISTAN	856	1 855	979
ICELAND	441	1 131	596	INDIA	752	2 715	1 435
NORWAY	4 460	14 878	7 925	BANGLADESH	458	894	474
SWEDEN	8 909	35 782	19 023	SRI LANKA	40	191	94
FINLAND	6 945	18 653	9 924	NEPAL	61	434	233
SWITZERLAND	30 550	81 520	43 390	BURMA	19	71	38
AUSTRIA	19 289	54 864	29 160	THAILAND	1 862	4 850	2 582
ANDORRA	38	1 317	709	VIETNAM	18	60	32
GIBRALTAR	1	115	62	INDONESIA	2 456	6 534	3 473
MALTA	173	586	302	MALAYSIA	2 752	6 479	3 440
YUGOSLAVIA	2 099	12 410	6 611	SINGAPORE	2 476	9 986	5 312
TURKEY	2 108	6 878	3 669	PHILIPPINES	1 219	4 212	2 220
SOVIET UNION	560	4 224	2 277	CHINA	10	181	90
POLAND	1 083	3 849	2 045	NORTH KOREA	5	81	44
CZECHOSLOVAKIA	1 277	2 760	1 464	SOUTH KOREA	1 478	7 112	3 787
HUNGARY	2 911	15 403	8 241	JAPAN	5 795	39 770	21 217
ROMANIA	99	578	300	TAIWAN	1 859	7 929	4 185
BULGARIA	265	1 761	948	HONG KONG	2 603	24 909	13 261
ALBANIA	45	113	60	AUSTRALIA	7 387	18 322	9 717
MOROCCO	1 037	1 905	1 020	NEW ZEALAND	695	2 261	1 198
ALGERIA	1 972	3 952	2 110	AMER OCEANIA	1	336	177
TUNISIA	491	973	502	NEW CALEDON	63	333	178
				FIJI	10	72	35
				VANUATU	3	68	35
				FR POLYNESIA	61	304	161
				SHIPS SUPPL		336	175

6 IMPORTS AND EXPORTS (SPECIAL TRADE) BY GROUPS OF THE SITC-REV. III AND BY COUNTRIES OF PRODUCTION AND CONSUMPTION 1989

GROUP COUNTRY	DT = 100 KG	1 000 DM	1 000 \$	GROUP COUNTRY	DT = 100 KG	1 000 DM	1 000 \$
896 WORKS OF ART, ANTIQUE ETC							
IMPORTS	39 602	759 863	405 562	POLAND	110	18 368	9 781
FRANCE	972	69 702	37 272	CZECHOSLOVA	18	923	496
BELGIUM LUX	1 107	12 682	6 780	HUNGARY	79	26 567	13 947
NETHERLANDS	1 967	29 615	15 813	BULGARIA	11	29 842	15 084
ITALY	1 130	15 667	8 312	ALBANIA	2	860	440
UNITED KINGDOM	10 758	157 822	83 990	TUNISIA	2	73	37
IRELAND	288	2 126	1 111	EGYPT	8	550	294
DENMARK	10 217	32 815	17 538	REP S AFRICA	7	502	269
GREECE	196	4 559	2 403	USA	3 150	429 255	227 283
PORTUGAL	90	1 954	1 026	CANADA	189	16 303	8 569
SPAIN	259	9 125	4 873	MEXICO	5	509	271
ICELAND	1	387	205	COSTA RICA	1	127	68
FAROE IS	2	863	455	CUBA	2	61	34
NORWAY	90	2 552	1 387	BAHAMAS		161	88
SWEDEN	668	6 152	3 264	ST VINCENT	18	150	79
FINLAND	544	943	500	COLOMBIA		296	156
SWITZERLAND	2 446	200 211	107 446	VENEZUELA	9	284	147
AUSTRIA	1 716	42 298	22 485	BRAZIL	299	2 192	1 151
VATICAN CITY	13	1 613	847	PARAGUAY	21	722	394
MALTA	1	558	298	ARGENTINA	2	143	75
YUGOSLAVIA	11	994	526	CYPRUS	9	232	128
TURKEY	33	1 619	854	ISRAEL	13	1 709	903
SOVIET UNION	227	7 673	4 106	JORDAN	3	155	84
POLAND	224	1 988	1 081	SAUDI ARABIA	15	110	60
CZECHOSLOVA	612	3 414	1 820	KUWAIT	18	271	139
HUNGARY	948	3 152	1 671	ARAB EMIRAT	1	82	44
ROMANIA	12	305	159	THAILAND	1	130	69
BULGARIA	46	1 026	551	SINGAPORE	10	472	250
MOROCCO	35	71	38	SOUTH KOREA	4	11 526	6 162
EGYPT	23	247	132	JAPAN	502	141 338	75 588
TOGO	22	67	36	TAIWAN	5	294	159
ZAIRE	3	224	117	HONG KONG	29	4 255	2 182
ZIMBABWE	13	61	34	AUSTRALIA	36	62 845	33 259
REP S AFRICA	14	255	136	NEW ZEALAND		540	279
USA	1 681	109 323	58 237	897 GOLD, SILVERWARE, JEWELRY			
CANADA	103	3 137	1 667	IMPORTS	26 033	1 103 143	587 997
MEXICO	101	181	98	FRANCE	530	57 520	30 775
PANAMA	5	1 076	571	BELGIUM LUX	86	4 964	2 647
CUBA	198	2 135	1 129	NETHERLANDS	1 386	17 343	9 227
DOMINIC REP	1	62	33	ITALY	2 996	457 045	243 776
COLOMBIA	6	100	53	UNITED KINGDOM	1 015	45 469	24 326
PERU	43	97	52	IRELAND	325	11 940	6 386
BRAZIL	50	512	275	DENMARK	280	8 112	4 339
CHILE	1	147	79	GREECE	60	2 547	1 363
PARAGUAY	1	327	175	PORTUGAL	26	4 082	2 157
URUGUAY	4	369	201	SPAIN	143	17 592	9 403
ARGENTINA	13	2 175	1 160	NORWAY		695	366
CYPRUS	1	363	188	SWEDEN	117	632	335
IRAN	33	1 176	653	FINLAND	14	16 961	9 019
ISRAEL	516	2 353	1 247	SWITZERLAND	121	31 361	16 684
AFGHANISTAN	8	63	36	AUSTRIA	1 060	44 979	23 974
PAKISTAN	117	173	92	YUGOSLAVIA	3	1 595	847
INDIA	154	511	268	TURKEY	33	5 776	3 101
SRI LANKA	86	65	34	SOVIET UNION	17	7 310	3 950
NEPAL	7	229	122	POLAND	8	984	522
THAILAND	102	745	396	CZECHOSLOVA	724	7 102	3 823
VIETNAM	12	244	131	HUNGARY	20	2 142	1 148
INDONESIA	90	285	149	EGYPT	38	174	92
SINGAPORE	49	773	414	ZAIRE	5	64	35
PHILIPPINES	30	106	57	KENYA	4	64	30
CHINA	352	2 316	1 232	MAURITIUS	17	2 255	1 202
SOUTH KOREA	30	685	365	REP S AFRICA	21	884	478
JAPAN	97	3 647	1 927	USA	425	30 028	15 993
TAIWAN	509	1 272	675	CANADA	2	935	500
HONG KONG	386	6 661	3 556	MEXICO	112	1 562	830
MACAO	6	333	177	COLOMBIA	1	270	152
AUSTRALIA	22	4 282	2 220	PERU	13	317	170
PAPUA NEW G	25	86	48	BRAZIL	363	5 166	2 723
NEW ZEALAND		156	83	CHILE	26	264	138
N ZEAL OCEAN		93	47	URUGUAY	6	98	53
VANUATU		74	39	ARGENTINA	1	124	67
EXPORTS	16 900	2 631 293	1 391 647	LEBANON		481	264
FRANCE	1 075	312 613	166 487	IRAN		72	38
BELGIUM LUX	893	53 240	28 250	ISRAEL	24	16 113	8 627
NETHERLANDS	1 407	156 430	84 306	JORDAN		74	40
ITALY	294	125 880	65 325	SAUDI ARABIA		57	32
UNITED KINGDOM	1 491	282 623	150 340	BAHRAIN	2	99	53
IRELAND	11	304	162	ARAB EMIRAT		140	73
DENMARK	409	34 645	17 901	PAKISTAN	66	144	78
GREECE	17	6 911	3 607	INDIA	1 158	10 369	5 525
PORTUGAL	18	1 485	769	SRI LANKA	13	2 416	1 292
SPAIN	780	117 857	63 544	NEPAL	6	322	173
CANARY IS	7	105	56	THAILAND	485	81 928	43 549
NORWAY	23	1 583	841	INDONESIA	91	3 595	1 920
SWEDEN	90	23 515	12 331	MALAYSIA	3	12 116	6 413
FINLAND	63	5 985	3 152	SINGAPORE	5	1 718	928
SWITZERLAND	3 076	535 348	278 573	PHILIPPINES	511	3 681	1 948
AUSTRIA	1 431	139 941	74 693	CHINA	1 168	19 851	10 555
ANDORRA		110	59	SOUTH KOREA	4 764	33 815	17 965
YUGOSLAVIA	49	6 881	3 623	JAPAN	115	11 708	6 220
TURKEY	49	2 363	1 213	TAIWAN	4 055	39 372	20 808
SOVIET UNION	1 133	71 151	38 193	HONG KONG	3 510	75 968	40 362
				AUSTRALIA	1	59	30
				NEW ZEALAND	4	398	208

6 IMPORTS AND EXPORTS (SPECIAL TRADE) BY GROUPS OF THE SITC-REV. III AND BY COUNTRIES OF PRODUCTION AND CONSUMPTION 1989

GROUP COUNTRY	DT = 100 KG	1 000 DM	1 000 \$	GROUP COUNTRY	DT = 100 KG	1 000 DM	1 000 \$
EXPORTS	9 972	1 369 757	729 930	AMER OCEANIA	1	318	170
FRANCE	1 236	79 460	42 438	NEW CALEDON		166	85
BELGIUM LUX	581	68 410	36 348	FIJI		80	44
NETHERLANDS	1 158	132 907	70 899	FR POLYNESIA		447	236
ITALY	395	22 943	12 170	SHIPS SUPPL		357	188
UNTD KINGDOM	693	81 734	43 529	898 MUSICAL INSTRUMENTS, ETC.			
IRELAND	40	2 487	1 309	IMPORTS	912 355	3 276 352	1 746 039
DENMARK	212	26 340	13 993	FRANCE	136 351	296 421	158 059
GREECE	129	2 854	1 518	BELGIUM LUX	12 057	69 605	37 052
PORTUGAL	46	3 637	1 935	NETHERLANDS	112 456	292 216	155 875
SPAIN	181	11 349	6 056	ITALY	31 151	87 732	46 862
CANARY IS	3	421	226	UNTD KINGDOM	90 266	307 654	164 301
CEUTA MEL		194	101	IRELAND	26 930	237 184	126 467
ICELAND	9	2 000	1 059	DENMARK	10 871	57 234	30 590
NORWAY	129	23 812	12 681	GREECE	741	2 639	1 412
SWEDEN	314	34 193	18 190	PORTUGAL	1 255	2 085	1 112
FINLAND	118	22 867	12 170	SPAIN	1 882	11 353	6 041
SWITZERLAND	1 338	325 845	173 993	NORWAY	1 106	3 096	1 645
AUSTRIA	1 204	186 924	99 423	SWEDEN	1 883	13 375	7 160
ANDORRA		544	283	FINLAND	1 493	3 930	2 101
MALTA	1	271	147	SWITZERLAND	13 999	83 003	44 192
YUGOSLAVIA	317	6 733	3 587	AUSTRIA	14 487	59 237	31 534
TURKEY	71	2 841	1 533	YUGOSLAVIA	1 732	3 000	1 578
SOVIET UNION	3	311	167	TURKEY	7 274	14 751	7 845
POLAND	10	4 370	2 318	SOVIET UNION	267	207	110
CZECHOSLOVA	3	5 731	3 091	POLAND	1 506	1 397	743
HUNGARY	11	3 200	1 704	CZECHOSLOVA	2 507	5 080	2 712
ROMANIA	7	149	76	HUNGARY	819	3 053	1 667
BULGARIA	8	471	250	ROMANIA	519	831	446
MOROCCO	6	364	195	BULGARIA	773	1 413	755
ALGERIA	4	130	69	CENT AFR REP	2	237	125
TUNISIA	4	5 728	3 036	REP S AFRICA	193	759	402
EGYPT	5	5 184	2 715	USA	57 699	624 344	332 241
LIBERIA	7	108	59	CANADA	1 384	10 596	5 665
IVORY COAST	13	924	497	MEXICO	92	492	262
TOGO		85	44	BRAZIL	59	242	121
BENIN	7	374	194	CHILE	2	332	171
NIGERIA	7	239	126	ISRAEL	1 267	5 710	3 039
CAMEROON	3	104	55	ARAB EMIRAT	80	138	58
KENYA	1	438	235	PAKISTAN	55	126	63
REUNION		213	114	INDIA	256	1 069	580
MAURITIUS	24	7 267	3 858	THAILAND	934	1 481	778
ZIMBABWE	2	6 705	3 582	INDONESIA	1 530	3 318	1 759
REP S AFRICA	36	12 750	6 924	SINGAPORE	864	4 325	2 251
USA	567	70 356	37 507	PHILIPPINES	176	2 779	1 480
CANADA	115	4 312	2 287	CHINA	43 417	60 260	31 898
MEXICO	6	5 536	2 988	NORTH KOREA	22	135	72
BERMUDA	1	2 371	1 257	SOUTH KOREA	32 846	60 064	32 068
HONDURAS		553	304	JAPAN	278 377	877 963	467 876
PANAMA		1 583	822	TAIWAN	11 536	30 867	16 485
HAITI	2	295	154	HONG KONG	9 753	29 551	15 692
BAHAMAS		1 961	1 030	MACAO	652	2 153	1 133
AM VIRGIN IS		1 576	839	AUSTRALIA	191	2 398	1 278
GUADELOUPE		385	205	EXPORTS	1 073 428	3 595 298	1 915 893
ANTIGUA		161	86	FRANCE	210 173	607 300	324 083
MARTINIQUE		150	81	BELGIUM LUX	28 967	115 084	61 431
CAYMAN IS		566	303	NETHERLANDS	125 448	369 691	197 021
JAMAICA		985	538	ITALY	90 230	289 484	154 432
ST LUCIA		100	53	UNTD KINGDOM	162 800	453 007	241 174
BARBADOS		700	370	IRELAND	3 084	8 849	4 682
TRINIDAD TOB		54	30	DENMARK	29 921	89 491	47 866
ARUBA		1 946	1 040	GREECE	5 468	19 533	10 343
NETH ANTILL		2 419	1 307	PORTUGAL	9 957	32 445	17 259
COLOMBIA	2	833	440	SPAIN	50 009	148 634	79 163
VENEZUELA	5	450	237	CANARY IS	690	2 095	1 096
BRAZIL	3	2 627	1 370	ICELAND	489	2 261	1 212
CHILE	1	548	291	NORWAY	7 297	29 118	15 524
URUGUAY	5	155	81	SWEDEN	40 878	113 409	60 506
ARGENTINA		476	251	FINLAND	11 479	42 142	22 492
CYPRUS	8	530	272	SWITZERLAND	49 077	287 976	153 548
IRAQ	39	937	496	AUSTRIA	47 914	229 976	122 750
IRAN		211	113	ANDORRA	1 569	4 795	2 548
ISRAEL	102	6 808	3 617	MALTA	440	1 118	591
JORDAN		431	241	YUGOSLAVIA	7 571	30 829	16 366
SAUDI ARABIA	99	5 686	3 047	TURKEY	4 031	17 348	9 195
KUWAIT	4	567	296	SOVIET UNION	12 348	44 838	23 924
BAHRAIN	2	1 416	748	POLAND	12 797	31 860	16 924
QATAR	7	1 011	527	CZECHOSLOVA	2 799	16 391	8 776
ARAB EMIRAT	15	6 334	3 397	HUNGARY	5 876	21 223	11 257
OMAN		221	116	ROMANIA	302	1 310	705
NORTH YEMEN	25	502	257	BULGARIA	1 590	5 920	3 148
PAKISTAN	1	4 445	2 348	MOROCCO	664	2 290	1 221
INDIA	7	229	123	ALGERIA	231	1 048	562
THAILAND	3	1 746	926	TUNISIA	566	1 664	878
INDONESIA	1	628	333	LIBYA	13	455	241
MALAYSIA	2	1 641	877	EGYPT	464	1 446	751
SINGAPORE	36	12 781	6 836	BURKINA FASO	11	75	40
PHILIPPINES	2	907	483	IVORY COAST	24	143	77
CHINA	41	725	387	TOGO	10	61	34
NORTH KOREA		454	236	NIGERIA	44	161	84
SOUTH KOREA	11	6 328	3 384	CENT AFR REP	9	59	30
JAPAN	275	61 686	32 901				
TAIWAN	16	2 687	1 435				
HONG KONG	160	33 824	17 946				
AUSTRALIA	66	19 650	10 443				
NEW ZEALAND	1	555	295				

6 IMPORTS AND EXPORTS (SPECIAL TRADE) BY GROUPS OF THE SITC-REV. III AND BY COUNTRIES OF PRODUCTION AND CONSUMPTION 1989

GROUP COUNTRY	DT = 100 KG	1 000 DM	1 000 \$	GROUP COUNTRY	DT = 100 KG	1 000 DM	1 000 \$
ZAIRE	13	82	44	MALAWI		71	36
RWANDA	32	114	63	REP S AFRICA	1 302	4 341	2 289
ANGOLA	43	190	100	LESOTHO	1 900	1 777	943
ETHIOPIA	16	105	52	USA	9 154	172 542	91 675
KENYA	34	162	86	CANADA	231	12 461	6 695
TANZANIA	9	101	54	MEXICO	489	507	268
MOZAMBIQUE	15	390	211	HAITI	258	138	73
REUNION	54	165	87	DOMINIC REP	20	171	90
MAURITIUS	5	84	43	TRINIDAD TOB	1	63	34
ZIMBABWE	17	159	80	ECUADOR	224	456	241
REP S AFRICA	4 230	21 626	11 435	BRAZIL	363	3 242	1 726
USA	90 454	278 164	148 112	CHILE	72	230	122
CANADA	5 840	23 180	12 341	URUGUAY		65	36
MEXICO	1 294	4 715	2 494	ISRAEL	235	2 952	1 522
GUATEMALA	28	163	87	PAKISTAN	79	104	53
NICARAGUA	7	102	56	INDIA	1 899	3 357	1 797
COSTA RICA	20	161	84	BANGLADESH	452	428	225
PANAMA	16	177	94	SRI LANKA	1 032	1 192	637
CUBA	1	79	42	THAILAND	12 421	18 551	9 840
BARBADOS	23	80	41	VIETNAM	881	224	118
NETH ANTILL	109	382	208	INDONESIA	5 788	6 681	3 549
COLOMBIA	129	659	346	MALAYSIA	2 250	6 243	3 324
VENEZUELA	171	812	437	SINGAPORE	1 913	6 142	3 266
PERU	22	119	63	PHILIPPINES	16 361	22 821	12 110
BRAZIL	5 831	19 233	10 074	CHINA	284 598	268 729	143 066
CHILE	168	959	505	NORTH KOREA	13	92	47
PARAGUAY	23	102	52	SOUTH KOREA	12 017	58 935	31 273
URUGUAY	20	142	74	JAPAN	38 644	103 792	55 089
ARGENTINA	633	2 728	1 455	TAIWAN	59 502	97 030	51 569
CYPRUS	211	833	441	HONG KONG	19 369	33 009	17 493
LEBANON	101	427	235	MACAO	127	300	158
SYRIA	20	91	44	AUSTRALIA	84	3 941	2 104
IRAQ	93	530	285	NEW ZEALAND	9	1 087	577
IRAN	1 339	3 952	2 128	EXPORTS	729 313	1 795 639	955 598
ISRAEL	3 472	10 981	5 821	FRANCE	89 525	183 880	97 984
SAUDI ARABIA	649	2 954	1 573	BELGIUM LUX	52 520	79 182	42 133
KUWAIT	512	1 678	898	NETHERLANDS	111 053	182 740	97 378
BAHRAIN	12	305	162	ITALY	30 842	102 255	54 410
QATAR	15	160	82	UNITD KINGDOM	36 367	115 361	61 300
ARAB EMIRAT	315	1 269	675	IRELAND	2 572	8 087	4 304
OMAN	115	704	370	DENMARK	52 864	56 389	30 084
PAKISTAN	24	1 735	892	GREECE	10 390	34 992	18 621
INDIA	63	1 346	712	PORTUGAL	17 316	40 490	21 505
SRI LANKA	18	214	109	SPAIN	12 699	51 877	27 623
THAILAND	178	1 197	640	CANARY IS	664	1 566	828
VIETNAM	142	210	112	ICELAND	587	1 376	714
INDONESIA	40	503	270	NORWAY	10 038	21 133	11 255
MALAYSIA	121	886	470	SWEDEN	20 956	59 554	31 756
SINGAPORE	1 367	6 033	3 214	FINLAND	11 969	30 188	16 053
PHILIPPINES	83	318	168	SWITZERLAND	69 090	187 505	99 739
CHINA	219	2 062	1 097	AUSTRIA	91 553	137 909	73 328
NORTH KOREA	24	362	193	ANDORRA	53	250	134
SOUTH KOREA	1 202	11 876	6 302	MALTA	979	4 183	2 212
JAPAN	9 683	97 903	51 991	YUGOSLAVIA	7 885	61 575	32 800
TAIWAN	1 517	8 636	4 589	TURKEY	7 703	26 060	13 935
HONG KONG	4 741	14 452	7 707	SOVIET UNION	306	2 177	1 144
AUSTRALIA	11 222	38 191	20 302	POLAND	3 924	22 039	11 759
NEW ZEALAND	1 108	4 831	2 562	CZECHOSLOV	1 285	8 392	4 468
NEW CALEDON	14	69	37	HUNGARY	1 648	14 557	7 711
FR POLYNESIA	7	64	36	ROMANIA	2 341	12 635	6 699
899 MISC MANUFCTRD GOODS NES				BULGARIA	711	4 174	2 226
IMPORTS	1 114 261	1 810 833	963 765	ALBANIA	40	681	355
FRANCE	45 990	128 616	68 574	MOROCCO	930	6 896	3 682
BELGIUM LUX	14 606	35 250	18 809	ALGERIA	219	681	359
NETHERLANDS	123 279	155 611	82 797	TUNISIA	2 313	10 902	5 801
ITALY	72 959	130 633	69 644	LIBYA	230	2 331	1 224
UNITD KINGDOM	50 894	78 143	41 551	EGYPT	307	1 198	646
IRELAND	4 678	21 018	11 165	SUDAN	132	279	147
DENMARK	14 203	42 291	22 495	LIBERIA	41	66	35
GREECE	876	4 647	2 473	IVORY COAST	68	191	101
PORTUGAL	74 526	38 756	20 821	GHANA	12	194	104
SPAIN	4 284	11 069	5 887	NIGERIA	251	672	356
NORWAY	3 400	3 564	1 896	ZAIRE	15	94	50
SWEDEN	11 203	22 331	11 904	RWANDA	61	61	33
FINLAND	1 444	5 878	3 113	ANGOLA	40	167	86
SWITZERLAND	38 268	199 405	106 368	ETHIOPIA	12	110	56
AUSTRIA	7 597	36 698	19 521	KENYA	58	283	152
MALTA	4	262	136	TANZANIA	27	183	98
YUGOSLAVIA	68 177	22 857	12 196	SEYCHELLES	4	140	74
TURKEY	3 340	4 773	2 536	REUNION	211	275	146
SOVIET UNION	1 731	641	340	MAURITIUS	60	655	352
POLAND	20 328	6 393	3 395	ZAMBIA	80	368	198
CZECHOSLOV	19 964	6 293	3 331	ZIMBABWE	70	432	230
HUNGARY	32 323	9 153	4 866	REP S AFRICA	3 277	10 662	5 660
ROMANIA	23 959	10 574	5 632	LESOTHO	1 627	498	265
BULGARIA	1 761	349	182	USA	38 899	133 807	71 294
ALBANIA	751	692	367	CANADA	4 090	16 989	9 037
MOROCCO	1 121	559	297	MEXICO	284	2 706	1 434
TUNISIA	4	67	35	GUATEMALA	110	227	122
BURKINA FASO	82	142	74	EL SALVADOR	38	180	96
GHANA	54	112	61	COSTA RICA	130	345	178
KENYA	561	869	454	PANAMA	38	124	64
MAURITIUS	29	851	450	CUBA	27	496	269
ZIMBABWE	2	221	119	DOMINIC REP	80	106	58
				GUADELOUPE	135	153	79

6 IMPORTS AND EXPORTS (SPECIAL TRADE) BY GROUPS OF THE SITC-REV. III AND BY COUNTRIES OF PRODUCTION AND CONSUMPTION 1989

GROUP COUNTRY	DT = 100 KG	1 000 DM	1 000 \$	GROUP COUNTRY	DT = 100 KG	1 000 DM	1 000 \$
MARTINIQUE	129	175	92	KUWAIT	145	640	338
ST LUCIA	124	101	50	ARAB EMIRAT	613	1 717	922
BARBADOS	45	102	57	NORTH YEMEN	34	404	216
TRINIDAD TOB	54	117	63	PAKISTAN	214	222	115
NETH ANTILL	155	261	135	INDIA	70 407	14 090	7 502
COLOMBIA	25	998	534	SRI LANKA	571	824	485
VENEZUELA	94	699	368	NEPAL	30	175	90
ECUADOR	95	552	293	THAILAND	4 387	8 879	4 799
PERU	220	609	324	INDONESIA	603	1 488	796
BRAZIL	164	11 545	6 150	SINGAPORE	307	601	337
CHILE	175	1 839	982	CHINA	4 162	15 687	8 287
BOLIVIA	49	212	103	SOUTH KOREA	107	1 784	930
PARAGUAY	48	141	78	HONG KONG	3 288	4 128	2 205
URUGUAY	176	509	265				
ARGENTINA	175	2 496	1 340	961 COIN NONGOLD NONCURRENT			
CYPRUS	474	1 640	862	IMPORTS	927	98 247	52 604
LEBANON	135	460	243	FRANCE	13	3 229	1 729
SYRIA	700	1 551	808	BELGIUM LUX	7	1 050	553
IRAQ	189	1 810	938	NETHERLANDS	19	2 390	1 264
IRAN	493	2 583	1 374	ITALY	2	315	175
ISRAEL	3 215	9 233	4 892	UNTD KINGDOM	89	6 424	3 404
JORDAN	95	456	240	DENMARK	1	150	78
SAUDI ARABIA	2 563	4 439	2 345	PORTUGAL	1	133	68
KUWAIT	299	1 146	614	SPAIN	7	547	298
BAHRAIN	282	552	292	ICELAND	2	344	185
QATAR	60	274	144	SWEDEN	1	238	125
ARAB EMIRAT	976	2 048	1 080	FINLAND		150	81
OMAN	40	128	62	SWITZERLAND	93	6 151	3 280
NORTH YEMEN	81	149	78	AUSTRIA	97	9 727	5 160
AFGHANISTAN	10	330	184	TURKEY	2	903	485
PAKISTAN	144	785	411	SOVIET UNION	41	5 307	2 823
INDIA	446	3 642	1 942	POLAND	3	285	154
BANGLADESH	17	146	77	CZECHOSLOVA		62	34
SRI LANKA	247	2 159	1 151	HUNGARY	5	533	282
THAILAND	516	2 281	1 205	BULGARIA	10	702	382
INDONESIA	166	804	425	MOZAMBIQUE		61	34
MALAYSIA	325	1 368	727	USA	223	14 267	7 641
SINGAPORE	2 346	7 772	4 123	CANADA	192	17 608	9 425
PHILIPPINES	597	2 023	1 072	MEXICO	1	124	67
MONGOLIA	111	499	272	CUBA	8	1 218	647
CHINA	254	2 480	1 329	DOMINIC REP		61	32
NORTH KOREA	17	441	238	DOMINICA	1	94	51
SOUTH KOREA	623	7 350	3 928	JAMAICA	2	81	44
JAPAN	2 949	33 462	17 779	ISRAEL	1	204	109
TAIWAN	783	5 530	2 958	NEPAL		73	39
HONG KONG	3 625	15 685	8 301	SINGAPORE	2	346	185
AUSTRALIA	2 405	15 712	8 324	CHINA	38	5 252	2 800
NEW ZEALAND	179	881	463	NORTH KOREA	7	953	510
FR POLYNESIA	38	139	75	SOUTH KOREA	10	1 710	915
SHIPS SUPPL		551	289	JAPAN	5	636	342
				AUSTRALIA	10	14 724	8 033
931 SPEC. TRANSACT. NOT CLASSD				NEW ZEALAND		54	30
IMPORTS	5 143 457	12 197 854	6 491 525	N ZEAL OCEAN	14	721	390
EXPORTS	5 411 068	6 192 549	3 299 432	WEST SAMOA	2	121	63
				POLAR REG	4	135	69
941 COMPL IND PLANT CHAPT 99				EXPORTS	27 882	66 685	35 550
EXPORTS	263 311	236 132	125 812	FRANCE	8	471	251
FRANCE	207	517	275	BELGIUM LUX	2	133	69
BELGIUM LUX	64	568	296	NETHERLANDS	212	2 105	1 128
NETHERLANDS	111	68	34	ITALY	14	252	137
ITALY	825	600	317	UNTD KINGDOM	22	1 184	630
UNTD KINGDOM	361	540	291	SPAIN	7	93	51
DENMARK	1 601	1 437	740	SWITZERLAND	73	5 974	3 175
SPAIN	129	106	56	AUSTRIA	143	11 282	6 032
SWEDEN	62	723	388	ANDORRA	2	542	282
FINLAND	6 132	15 037	8 005	ETHIOPIA	171	278	152
TURKEY	7 041	20 452	10 956	USA	9	1 135	609
SOVIET UNION	49 316	49 655	26 621	CANADA	1	136	73
CZECHOSLOVA	26	789	424	HONDURAS	1 265	1 354	709
HUNGARY	78	80	43	EL SALVADOR	3 092	2 266	1 172
BULGARIA	1 125	3 159	1 668	CUBA	1	78	45
MOROCCO	231	926	482	VENEZUELA	19 981	34 539	18 425
ALGERIA	4 351	2 145	1 143	ECUADOR	1 499	1 838	950
LIBYA	16 202	11 905	6 361	BRAZIL		88	50
EGYPT	12 675	11 480	6 184	PARAGUAY	830	649	355
SUDAN	769	1 242	641	ISRAEL	542	1 175	654
GHANA	472	138	75	JAPAN	11	195	103
NIGERIA	22 212	15 106	8 023	AUSTRALIA		728	397
ZAIRE	1 297	1 111	595				
ANGOLA	244	241	128	971 GOLD, NONMONTY EXCL DRES			
KENYA	78	132	68	IMPORTS	4 179	2 027 402	1 079 528
ZAMBIA	82	777	420	FRANCE	29	61 016	32 141
REP S AFRICA	1 396	1 895	1 002	BELGIUM LUX	232	140 582	74 821
USA	869	1 395	722	NETHERLANDS	391	31 331	16 680
CANADA	557	763	399	ITALY	1	884	473
VENEZUELA	21 027	5 098	2 816	UNTD KINGDOM	99	77 733	41 705
CHILE	8 258	11 189	5 957	IRELAND	15	275	139
ARGENTINA	3 145	2 165	1 105	DENMARK	18	11 328	6 250
SYRIA	575	201	111	SPAIN	227	28 236	15 126
IRAQ	13 769	18 335	9 653	NORWAY	1	2 217	1 172
IRAN	1 514	787	418	SWEDEN	370	49 700	26 391
JORDAN	246	171	94				
SAUDI ARABIA	748	4 077	2 132				

6 IMPORTS AND EXPORTS (SPECIAL TRADE) BY GROUPS OF THE SITC-REV. III AND BY COUNTRIES OF PRODUCTION AND CONSUMPTION 1989

GROUP COUNTRY	DT = 100 KG	1 000 DM	1 000 \$	GROUP COUNTRY	DT = 100 KG	1 000 DM	1 000 \$
FINLAND	21	5 906	3 684	UNITED KINGDOM	4	12 137	6 514
SWITZERLAND	318	439 105	233 700	SWITZERLAND		4 851	2 619
AUSTRIA	96	12 039	6 356	AUSTRIA	5	16 335	8 776
MALTA		141	77	TURKEY		926	500
YUGOSLAVIA	11	10 978	5 494	SOVIET UNION	1	4 551	2 424
SOVIET UNION	160	367 117	194 133	REP S AFRICA		303	161
POLAND	557	11 438	6 113	USA	8	19 337	10 360
CZECHOSLOVAKIA	389	2 779	1 471	CANADA	28	80 545	43 463
HUNGARY		73	39	MEXICO		512	281
BULGARIA		1 350	724	CUBA		302	161
MALI		517	282	ISRAEL		66	35
SENEGAL		422	221	SINGAPORE		108	58
SIERRA LEONE		65	36	CHINA	1	6 318	3 356
GHANA	35	69 817	37 568	NORTH KOREA		292	155
TOGO		123	66	SOUTH KOREA		126	65
ZAIRE		69	37	JAPAN		67	35
MAURITIUS		153	81	HONG KONG		435	235
ZIMBABWE	61	149 457	79 231	AUSTRALIA	20	41 062	22 384
REP S AFRICA	94	211 251	112 972	N ZEA OCEAN		483	257
CANADA	109	88 946	46 481	WEST SAMOA		93	49
CUBA	16	18 019	9 445	EXPORTS	69	172 033	91 926
ECUADOR	1	2 506	1 342	FRANCE		59	31
BRAZIL	6	11 469	6 097	BELGIUM LUX	14	36 709	19 629
CHILE	303	45 473	24 602	NETHERLANDS		1 060	554
BOLIVIA	179	12 206	6 471	ITALY		231	124
IRAQ		442	242	UNITED KINGDOM		1 296	695
ISRAEL	2	4 766	2 534	SWITZERLAND	47	103 316	55 207
KUWAIT	2	4 197	2 242	AUSTRIA	7	17 517	9 400
SINGAPORE	25	5 845	3 125	REP S AFRICA		1 705	899
CHINA		79	43	USA	1	9 611	5 105
NORTH KOREA	3	6 363	3 402	BAHAMAS		121	64
SOUTH KOREA	27	7 923	4 116	SINGAPORE		78	42
JAPAN	2	1 626	864	HONG KONG		57	30
AUSTRALIA	14	31 676	16 356	TOTAL IMPORTS	3 546 818 231	506 464 705	269 680 360
PAPUA NEW GUINEA	2	2 154	1 129	EXPORTS	1 982 596 536	641 040 721	341 190 759
EXPORTS	1 917	1 062 785	562 325				
FRANCE	63	12 512	6 627				
BELGIUM LUX	874	46 214	24 685				
NETHERLANDS	19	29 834	15 890				
ITALY	151	126 251	67 115				
UNITED KINGDOM	247	39 874	21 197				
IRELAND	4	530	285				
DENMARK		4 361	2 338				
GREECE		1 692	907				
PORTUGAL	18	43 180	23 214				
SPAIN	38	48 603	25 675				
NORWAY		6 533	3 475				
SWEDEN	52	17 367	9 264				
FINLAND		1 669	572				
SWITZERLAND	185	197 961	103 476				
AUSTRIA	14	20 897	11 243				
GIBRALTAR	5	10 330	5 443				
MALTA		772	408				
YUGOSLAVIA	20	2 582	1 370				
TURKEY	3	5 353	2 793				
SOVIET UNION	1	2 176	1 189				
POLAND		778	414				
CZECHOSLOVAKIA		2 236	1 198				
HUNGARY	16	1 130	595				
BULGARIA	1	1 438	767				
EGYPT		207	109				
MAURITIUS		253	132				
REP S AFRICA		190	99				
USA	7	7 277	3 892				
CANADA	1	3 232	1 700				
PANAMA		1 436	767				
CUBA		157	80				
BRAZIL		1 856	991				
ARGENTINA		217	119				
CYPRUS	6	15 034	7 958				
LEBANON	3	7 666	4 210				
ISRAEL		4 260	2 259				
SAUDI ARABIA	25	57 325	29 872				
KUWAIT	15	34 002	17 961				
ARAB EMIRATES	54	120 944	63 326				
OMAN		195	105				
INDIA		167	88				
THAILAND	7	6 868	3 698				
MALAYSIA		143	75				
SINGAPORE	8	19 630	10 470				
PHILIPPINES		1 721	927				
NORTH KOREA		212	122				
SOUTH KOREA	27	26 295	13 928				
JAPAN	1	811	428				
TAIWAN	1	312	167				
HONG KONG	50	128 170	68 421				
AUSTRALIA		135	71				
IMPORTS	67	193 700	104 450				
FRANCE		2 639	1 398				
BELGIUM LUX		1 387	730				
NETHERLANDS		412	219				

IMPORTS AND EXPORTS (SPECIAL TRADE) BY COUNTRIES OF PRODUCTION AND CONSUMPTION AND BY GROUPS OF THE SITC-REV. III 1989

GROUP DESCRIPTION	DT = 100 KG	1 000 DM	1 000 \$	GROUP DESCRIPTION	DT = 100 KG	1 000 DM	1 000 \$
FRANCE				532 DYEING, TANNING MATERIALS	21 079	4 946	2 634
IMPORTS	275 873 109	60 403 119	32 197 620	533 PIGMENTS, PAINTS, ETC.	609 896	278 882	148 353
001 LIVE ANIMALS	235 741	157 038	83 605	541 MEDICINES, ETC. EXC. GRP542	33 941	137 462	72 911
011 BOVINE MEAT	740 913	539 752	287 678	542 MEDICAMENTS	78 807	512 386	272 831
012 OTHER MEAT, MEAT OFFAL	627 396	321 949	172 027	551 ESSENTIAL OIL, PERFUME, FLAVR	34 474	123 773	65 802
016 MEAT, ED. OFFL, DRY, SLT, SMK	7 256	8 397	4 474	553 PERFUMERY, COSMETICS, ETC.	225 383	705 397	375 591
017 MEAT, OFFL, PRPD, PRSVD, NES	87 316	87 193	46 553	554 SOAP, CLEANERS, POLISH, ETC	407 139	99 737	53 281
022 MILK AND CREAM	795 601	155 881	83 220	562 FERTILIZER, EXCEPT GRP272	4 268 590	81 267	43 223
023 BUTTER, OTHER FAT OF MILK	36 064	25 375	13 635	571 POLYMERS OF ETHYLENE	2 002 482	374 903	199 429
024 CHEESE AND CURD	817 191	726 618	388 145	572 POLYMERS OF STYRENE	1 078 291	280 684	149 399
025 EGGS, BIRDS, YOLKS, ALBUMIN	34 538	12 186	6 479	573 POLYMERS, VINYL CHLORIDE	876 126	194 105	103 232
034 FISH, FRESH, CHILLED, FROZN	82 441	62 386	33 314	574 POLYACETAL, POLYCARBONATE	171 692	61 866	32 931
035 FISH, DRIED, SALTED, SMOKED	1 373	4 757	2 612	575 OTH. PLASTIC, PRIMARY FORM	1 903 795	598 669	318 681
036 CRUSTACEANS, MOLLUSCS ETC	20 476	20 017	10 894	579 PLASTIC WASTE, SCRAP ETC	44 033	4 356	2 323
037 FISH ETC. PREPD, PRSVD, NES	35 093	23 205	12 401	581 PLASTIC TUBE, PIPE, HOSE	76 609	66 565	35 470
041 WHEAT, MESLIN, UNMILLED	11 514 762	503 225	263 622	582 PLASTIC PLATE, SHEETS, ETC	554 982	358 521	190 695
042 RICE	77 442	9 544	5 098	583 MONOFILAMENT OF PLASTICS	49 912	26 925	14 322
043 BARLEY, UNMILLED	478 254	20 050	10 523	591 INSECTICIDES, ETC.	181 075	203 041	110 245
044 MAIZE UNMILLED	10 443 391	511 593	272 983	592 STARCHES, INULIN, ETC.	716 533	162 595	86 603
045 OTHER CEREALS, UNMILLED	307 906	15 032	8 595	593 EXPLOSIVES, PYROTECHNICS	1 295	12 676	6 725
046 MEAL, FLOUR OF WHEAT, MSLN	563 043	43 496	23 145	597 PREPD ADDITIVES, LIQUIDS	531 975	161 808	86 108
047 OTHER CEREAL MEAL, FLOURS	163 165	6 813	3 640	598 MISC. CHEMICAL PRODS. NES	2 568 107	305 219	162 699
048 CEREAL PREPARATIONS	2 509 125	323 152	171 757	611 LEATHER	14 893	67 284	35 766
054 VEGETABLES	3 807 997	502 218	268 653	612 MANUFACT. LEATHER ETC. NES	386	2 014	1 074
056 VEGETABLES, PRPD, PRSVD, NES	1 403 068	318 949	170 558	613 FURSKINS, TANNED, DRESSED	292 855	151 697	80 674
057 FRUIT, NUTS EXCL. OIL NUTS	2 108 235	342 757	180 491	621 MATERIALS OF RUBBER	1 196 481	825 945	439 453
058 FRUIT, PRESERVED, PREPARED	153 452	45 676	24 326	625 RUBBER TYRES, TUBES, ETC.	94 453	185 450	98 801
059 FRUIT, VEGETABLE JUICES	486 098	35 196	18 706	629 ARTICLES OF RUBBER, NES	3 980	3 262	1 733
061 SUGARS, MOLASSES, HONEY	2 554 352	332 015	176 577	634 VENEERS, PLYWOOD, ETC.	1 827 194	190 351	101 281
062 SUGAR CONFECTIONERY	92 535	57 997	30 860	635 WOOD MANUFACTURES, NES	875 480	67 672	36 052
071 COFFEE, COFFEE SUBSTITUTE	97 577	43 631	23 343	641 PAPER AND PAPERBOARD	5 851 381	1 086 833	578 444
072 COCOA	43 616	23 542	12 603	642 PAPER, PAPERBOARD, CUT ETC	1 083 355	361 354	192 698
073 CHOCOLATE, OTH. COCOA PREP	250 722	156 444	83 462	651 TEXTILE YARN	345 536	404 979	215 651
074 TEA AND MATE	171	245	129	652 COTTON FABRICS, WOVEN	100 593	201 786	107 650
075 SPICES	13 833	6 303	3 161	653 FABRICS, MAN-MADE FIBRES	160 615	429 744	229 139
081 ANIMAL FEED STUFF	2 270 762	105 218	55 927	654 OTH. TEXTILE FABRIC, WOVEN	118 272	171 825	91 429
091 MARGARINE AND SHORTENING	380	124	67	655 KNIT, CROCHET, FABRIC NES	20 526	47 621	25 428
098 EDIBLE PROD. PREPRTNS, NES	417 803	206 217	110 917	656 TULLE, LACE, EMBROIDRY, ETC	13 184	73 763	39 289
111 NON-ALCOHOL. BEVERAGE, NES	2 179 319	103 198	54 788	657 SPECIAL YARN, TXTL. FABRIC	231 654	213 470	113 702
112 ALCOHOLIC BEVERAGES	3 426 268	1 375 738	737 596	658 TEXTILE ARTICLES NES	33 771	65 667	34 990
121 TOBACCO, UNMANUFACTURED	46 014	28 187	15 184	659 FLOOR COVERINGS, ETC.	44 091	26 042	13 819
122 TOBACCO, MANUFACTURED	43 652	37 179	19 827	661 LIME, CEMENT, CONSTR. MATRL	7 020 165	161 560	85 846
211 HIDES, SKINS (EX. FURS), RAW	48 591	17 821	9 509	662 CLAY, REFCT. CONSTR. MATRL	4 121 892	213 532	113 541
212 FURSKINS, RAW	118	1 214	645	663 MINERAL MANUFACTURES, NES	1 661 601	232 055	123 458
222 OILSEED (SFT. FIX VEG. OIL)	9 822 195	914 714	488 960	664 GLASS	770 648	122 316	64 976
223 OILSEED (OTH. FIX. VEG. OIL)	9 550	1 149	613	665 GLASSWARE	772 559	234 309	125 002
231 NATURAL RUBBER, ETC.	7 202	1 815	965	666 POTTERY	42 049	32 333	17 277
232 SYNTHETIC RUBBER, ETC.	877 378	224 092	119 285	667 PEARLS, PRECIOUS STONES			
244 CORK, NATURAL, RAW, WASTE	8 577	836	245	671 PIG IRON, SPIEGELEISN, ETC	1 032 421	134 473	71 513
245 FUEL WOOD, WOOD CHARCOAL	124 174	3 208	1 693	672 INGOTS ETC. IRON OR STEEL	1 184 225	92 872	49 338
246 WOOD IN CHIPS, PARTICLES	2 757 705	12 439	6 641	673 FLAT-ROLLED IRON ETC.	5 806 844	557 186	295 936
247 WOOD ROUGH, ROUGH SQUARED	3 238 133	112 586	60 738	674 FLAT-ROLLED PLATED IRON	3 415 636	449 543	239 228
248 WOOD, SIMPLY WORKED	1 376 039	114 085	60 012	675 FLAT-ROLLED, ALLOY STEEL	1 019 507	398 579	211 402
251 PULP AND WASTE PAPER	1 124 466	96 296	51 210	676 IRON, STL. BAR, SHAPES ETC.	7 736 432	818 087	434 593
263 COTTON	65 559	5 658	3 020	677 RAILWAY TRACK IRON, STEEL	5 847	1 054	554
265 VEGETABLE TEXTILE FIBRES	2 350	816	431	678 WIRE OF IRON OR STEEL	496 909	125 604	66 884
266 SYNTHETIC FIBRES	91 333	40 979	21 792	679 TUBES, PIPES, ETC. IRON, STL	1 384 741	290 528	154 735
267 OTHER MAN-MADE FIBRES	25 191	5 054	2 703	681 SILVER, PLATINUM, ETC.	550	29 721	15 801
268 WOOL, OTHER ANIMAL HAIR	130 057	222 492	118 574	682 COPPER	858 114	539 979	287 142
269 WORN CLOTHING, TEXTL. ARTL	15 655	2 443	1 293	683 NICKEL	65 873	146 045	77 934
272 FERTILIZERS, CRUDE	71 501	790	421	684 ALUMINIUM	1 397 951	831 524	442 283
273 STONE, SAND AND GRAVEL	76 213 664	97 335	51 701	685 LEAD	251 149	35 674	18 983
274 SULPHUR, UNRSTD, IRON PYRS	28 366	2 344	1 244	686 ZINC	421 391	149 391	79 472
277 NATURAL ABRASIVES, NES	491	438	232	687 TIN	115	182	104
278 OTHER CRUDE MINERALS	10 844 044	132 356	70 537	689 MISC. NON-FERR. BASE METAL	51 251	46 470	24 764
282 FERROUS WASTE AND SCRAP	2 990 091	108 661	57 648	691 METALLIC STRUCTURES NES	637 204	185 383	98 847
283 COPPER ORES, CONCENTRATES	8 552	842	446	692 CONTAINERS, STORAGE, TRNSP	118 600	63 209	33 624
284 NICKEL ORES, CONCTR, MATTE	8 230	163	88	693 WIRE PRODUCTS EXCL. ELECT	358 170	66 250	35 270
285 ALUMINIUM ORE, CONCTR, ETC	163 378	17 746	9 561	694 NAILS, SCREWS, NUTS, ETC.	158 106	92 466	49 202
287 ORE, CONCENTR. BASE METALS	2 123	517	268	695 TOOLS	48 910	174 498	92 970
288 NON-FERROUS WASTE, SCRAP	1 186 456	392 042	208 530	696 CUTLERY	5 602	22 211	11 885
289 PREC. METAL ORES, CONCTR	2 880	8 220	4 395	697 HOUSEHOLD EQUIPMENT, NES	99 274	89 098	47 445
291 CRUDE ANIMAL MATERIALS, NES	89 884	62 834	33 557	699 MANUFACT. BASE METAL, NES	711 257	461 543	245 818
292 CRUDE VEG. MATERIALS, NES	257 867	98 714	53 016	711 STEAM GENER. BOILERS, ETC.	7 736	5 041	2 631
321 COAL, NOT AGGLOMERATED	3 723 804	75 862	40 482	712 STEAM TURBINES	354	2 335	1 243
322 BRIQUETTES, LIGNITE, PEAT	23 508	417	20	713 INTRNL COMBUS PSTN ENGIN	390 780	669 040	356 353
325 COKE, SEMI-COKE, RET. CARBN	949 742	21 536	11 525	714 ENGINES, MOTORS NON-ELECT	7 016	306 143	162 072
334 PETROLEUM PRODUCTS	14 098 149	553 927	295 327	716 ROTATING ELECTRIC PLANT	312 392	346 168	184 315
335 RESIDUAL PETROL. PRODUCTS	2 044 912	76 823	40 822	718 OTH. POWR. GENRTNG. MACHNRY	18 727	77 478	41 133
342 LIQUEFIED PROPANE, BUTANE	149 291	9 966	5 292	721 AGRIC. MACHINES, EX. TRACTR	159 949	142 534	75 560
344 PETROLEUM GASES, NES	519 090	18 059	9 538	722 TRACTORS	48 417	51 292	27 077
351 ELECTRIC CURRENT, MWH	278 334	13 431	6 917	723 CIVIL ENGINEERING EQUIPT	436 254	307 085	163 105
411 ANIMAL OILS AND FATS	175 730	13 777	7 318	724 TEXTILE, LEATHER MACHINES	44 751	122 285	65 164
421 FIXED VEG. FAT, OILS, SOFT	247 246	28 849	15 453	725 PAPER, PULP MILL MACHINES	30 284	76 766	41 323
422 FIXED VEG. FAT, OILS, OTHER	16 154	4 852	2 588	726 PRINTNG, BOOKBINDNG MACHS	34 516	76 305	40 555
431 ANIMAL, VEG. FATS, OILS, NES	167 530	15 448	8 201	727 FOOD-PROCESS. MCH. NON DQM	9 095	24 207	12 983
511 HYDROCARBONS, NES, DERIVTS	1 500 092	188 185	100 048	728 OTH. MACH, PTS, SPCL INDUST	117 423	254 440	135 748
512 ALCOHOL, PHENOL, ETC. DERIV	1 176 911	239 802	127 799	731 METAL REMOVAL WORK TOOLS	27 525	74 712	40 019
513 CARBOXYLIC ACIDS, DERIVTS	2 053 763	423 667	225 356	733 MACH-TOOLS, METAL-WORKING	33 521	53 733	28 886
514 NITROGEN-FUNCT. COMPOUNDS	1 676 959	567 709	297 707	735 PARTS, NES, FOR MACH-TOOLS	96 469	97 998	52 292
515 ORGANO-INORGANIC COMPNDS	306 109	195 330	104 215	737 METALWORKING MACHNRY NES	76 068	64 066	34 095
516 OTHER ORGANIC CHEMICALS	1 319 010	171 790	91 512	741 HEATING, COOLNG EQUIP, PART	158 496	293 947	156 814
522 INORGANIC CHEM. ELEMENTS	2 369 185	232 544	123 590	742 PUMPS FOR LIQUIDS, PARTS	86 834	224 448	119 485
523 METAL. SALTS, INORGAN. ACID	836 211	84 923	45 184	743 PUMPS NES, CENTRIFUGS ETC	94 330	215 532	115 058
524 OTHER CHEMICAL COMPOUNDS	57 368	11 924	6 395	744 MECHANICAL HANDLING EQUIP	418 536	288 963	154 231
525 RADIO-ACTIVE MATERIALS	7 077	330 098	178 103	745 OTH. NONELEC MCH. TOOL, NES	52 962	121 999	64 981
531 SYNTH. COLOURS, LAKES, ETC.	25 359	64 044	34 214	746 BALL OR ROLLER BEARINGS	137 613	278 667	148 651
				747 TAPS, COCKS, VALVES, ETC.	99 686	239 538	127 370

IMPORTS AND EXPORTS (SPECIAL TRADE) BY COUNTRIES OF PRODUCTION AND CONSUMPTION AND BY GROUPS OF THE SITC-REV. III

GROUP DESCRIPTION	DT = 100 KG	1 000 DM	1 000 \$	GROUP DESCRIPTION	DT = 100 KG	1 000 DM	1 000 \$
748 TRANSMISSIONS SHAFTS ETC	105 705	137 175	73 063	112 ALCOHOLIC BEVERAGES	446 956	73 188	38 781
749 NON-ELECT. MACH. PARTS, ETC	75 562	141 318	75 522	121 TOBACCO, UNMANUFACTURED	22 874	1 521	803
751 OFFICE MACHINES	28 439	152 490	80 833	122 TOBACCO, MANUFACTURED	185 427	484 668	257 902
752 AUTOMATIC DATA PROC. EQUIP	36 454	796 385	428 877	211 HIDES, SKINS (EX. FURS), RAW	60 831	21 663	11 538
759 PARTS, FOR OFFICE MACHINES	25 915	924 639	492 235	212 FURSKINS, RAW	861	1 481	783
761 TELEVISION RECEIVERS ETC	76 812	198 657	105 749	222 OILSEED (SFT. FIX. VEG. OIL)	30 443	5 858	3 074
762 RADIO-BROADCAST RECEIVER	5 714	82 419	43 881	223 OILSEED (OTH. FIX. VEG. OIL)	14 460	1 722	918
763 SOUND RECORDER, PHONOGRPH	14 226	81 099	43 267	231 NATURAL RUBBER, ETC.	18 214	3 731	1 992
764 TELECOMM. EQUIP. PARTS NES	50 190	527 143	281 606	232 SYNTHETIC RUBBER, ETC.	670 412	134 811	71 779
771 ELECT. POWER MACHNY. PARTS	85 519	87 111	46 390	245 FUEL WOOD, WOOD CHARCOAL	12 920	646	341
772 ELECT. SWITCH, RELAY, CIRCUIT	124 295	626 485	333 221	246 WOOD IN CHIPS, PARTICLES	1 908 375	22 915	12 199
773 ELECT. DIST. EQUIP. NES	205 218	167 381	89 118	247 WOOD ROUGH, ROUGH SQUARED	516 753	10 699	5 681
774 ELECTRO-MEDICAL, XRAY EQUIP	4 217	50 797	27 139	248 WOOD, SIMPLY WORKED	1 249 266	100 100	53 323
775 DOM. ELEC. NON-ELEC. EQUIP	356 932	494 437	264 162	251 PULP AND WASTE PAPER	2 035 139	81 586	43 368
776 TRANSISTORS, VALVES, ETC.	31 922	420 171	224 197	261 SILK	664	2 638	1 404
778 ELECTRIC MACH. APPART. NES	441 039	590 371	314 621	263 COTTON	208 678	46 034	24 504
781 PASS. MOTOR VEHICLES, EX. BUS	1 891 190	2 810 568	1 500 649	265 VEGETABLE TEXTILE FIBRES	589	124	67
782 GOODS, SPCL. TRANSPORT VEH	296 211	361 454	192 377	266 SYNTHETIC FIBRES	351 059	142 592	75 966
783 ROAD MOTOR VEHICLES NES	36 516	54 817	29 115	267 OTHER MAN-MADE FIBRES	97 823	38 020	20 257
784 PARTS, TRACTORS, MOTOR VEH	1 821 250	2 306 418	1 228 747	268 WOOL, OTHER ANIMAL HAIR	27 093	31 878	16 949
785 CYCLES, MOTORCYCLES ETC.	50 991	119 403	63 387	269 WORN CLOTHING, TEXTL. ARTL	246 161	18 504	9 861
786 TRAILERS, SEMI-TRAILER, ETC	196 058	161 513	86 344	272 FERTILIZERS, CRUDE	52 032	2 857	1 521
791 RAILWAY VEHICLES, EQUIPNT	74 756	19 476	10 355	273 STONE, SAND AND GRAVEL	3 919 052	12 891	6 859
792 AIRCRAFT, ASSC'D. EQUIPNT	84 521	9 145 852	4 884 858	274 SULPHUR, UNRSTD. IRON PYRS	1 039 312	21 581	11 453
793 SHIP, BOAT, FLAT. STRUCTRS	21 857	29 476	15 691	277 NATURAL ABRASIVES, NES	12 365	2 085	1 108
811 PREFABRICATED BUILDINGS	60 889	24 384	12 988	278 OTHER CRUDE MINERALS	22 412 626	138 260	73 624
812 PLUMBING, SANITRY, EOPT. ETC	266 812	155 563	85 029	281 IRON ORE, CONCENTRATES	85 914	310	166
813 LIGHTING FIXTURES ETC. NES	16 007	32 248	17 226	282 FERROUS WASTE AND SCRAP	3 545 742	91 186	48 095
821 FURNITURE, CUSHIONS, ETC.	450 005	359 867	191 938	285 ALUMINIUM ORE, CONCTR. ETC	164 714	12 801	6 808
831 TRUNK, SUIT-CASES, BAG, ETC	18 730	52 581	28 007	287 ORE, CONCENTR. BASE METALS	263 194	25 164	13 293
841 MENS, BOYS CLOTHING, X-KNIT	14 012	77 783	41 464	288 NON-FERROUS WASTE, SCRAP	785 780	102 195	54 264
842 WOMEN, GIRL CLOTHING, XKNIT	34 531	341 739	181 711	289 PREC. METAL ORES, CONCTR	81	1 127	604
843 MENS, BOYS CLOTHING, KNIT	5 764	40 506	21 687	291 CRUDE ANIMAL MATERLS. NES	755 844	85 984	45 600
844 WOMEN, GIRLS CLOTHING, KNIT	9 347	77 021	40 845	292 CRUDE VEG. MATERIALS, NES	131 751	112 251	59 969
845 OTHR. TEXTILE APPAREL, NES	21 313	227 939	121 623	321 COAL, NOT AGGLOMERATED	13 612 554	294 984	158 279
846 CLOTHING ACCESSORS, FABRIC	7 212	50 796	32 399	322 BRIQUETTES, LIGNITE, PEAT	4 525 813	90 328	48 144
848 CLOTHING, NONTEXTL.; HEADGEAR	8 422	38 130	20 347	325 COKE, SEMI-COKE, RET. CARBN	6 127 872	156 774	83 325
851 FOOTWEAR	72 866	258 650	137 505	334 PETROLEUM PRODUCTS	9 467 055	306 796	163 835
871 OPTICAL INSTRUMENTS, NES	593	48 379	25 755	335 RESIDUAL PETROL. PRODUCTS	3 350 037	109 168	58 016
872 MEDICAL INSTRUMENTS NES	11 642	109 556	58 251	342 LIQUEFIED PROPANE, BUTANE	233 988	9 761	5 184
873 METERS, COUNTERS, NES	4 649	29 906	15 975	344 PETROLEUM GASES, NES			
874 MEASURE, CONTROL INSTRMNT	62 582	702 899	374 836	351 ELECTRIC CURRENT, M/H	337 673	14 998	8 023
881 PHOTOGRAPH APPAR. ETC. NES	2 208	22 820	12 177	411 ANIMAL OILS AND FATS	435 036	30 799	16 348
882 PHOTO. CINEMATOGRPH. SUPPL	112 789	243 414	129 212	421 FIXED VEG. FAT, OILS, SOFT	552 707	64 723	34 324
883 CINE. FILM EXPOS. DEVELOPD	191	3 146	1 668	422 FIXED VEG. FAT, OILS, OTHER	107 765	16 308	8 650
884 OPTICAL GOODS NES	4 339	105 872	56 477	431 ANIMAL, VEG. FATS, OILS, NES	461 652	64 767	34 444
885 WATCHES AND CLOCKS	7 211	78 096	41 641	511 HYDROCARBONS, NES, DERIVTS	2 472 920	241 073	128 486
891 ARMS AND AMMUNITION	7 645	13 034	6 907	512 ALCOHOL, PHENOL, ETC. DERIV	1 531 273	317 943	169 057
892 PRINTED MATTER	399 542	193 937	103 875	513 CARBOXYLIC ACIDS, DERIVTS	1 415 462	352 736	187 654
893 ARTICLES, NES, OF PLASTICS	580 197	473 232	252 114	514 NITROGEN-FUNCT. COMPOUNDS	1 030 894	397 266	211 348
894 BABY CARRIAGE, TOYS, GAMES	93 142	118 624	63 227	515 ORGANO-INORGANIC COMPNDS	263 354	309 139	164 720
895 OFFICE, STATIONERY SUPPLS	18 260	43 853	23 342	516 OTHER ORGANIC CHEMICALS	933 922	232 105	123 681
896 WORKS OF ART, ANTIQUE ETC	972	69 702	37 272	522 INORGANIC CHEM. ELEMENTS	4 070 000	344 635	183 322
897 GOLD, SILVERWARE, JEWEL NES	530	57 520	30 775	523 METAL, SALTS, INORGAN. ACID	2 917 943	168 594	89 769
898 MUSICAL INSTRUMENTS, ETC.	136 351	296 421	158 059	524 OTHER CHEMICAL COMPOUNDS	184 824	71 695	38 371
899 MISC. MANUFACTRD GOODS NES	45 990	128 616	68 574	925 RADIO-ACTIVE MATERIALS	34 767	207 519	112 128
961 COIN NONGOLD NONCURRENT	13	3 229	1 729	531 SYNTH. COLOURS, LAKES, ETC.	162 505	269 410	143 293
971 GOLD, NONMONTY EXCL. DRES	29	61 016	32 141	532 DYEING, TANNING MATERIALS	58 358	9 821	5 228
972		2 639	1 398	533 PIGMENTS, PAINTS, ETC.	1 377 283	542 826	288 601
EXPORTS	211 927 791	84 313 627	44 885 245	541 MEDICINES, ETC. EXC. GRP542	50 178	361 858	192 190
001 LIVE ANIMALS	201 857	98 834	52 334	542 MEDICAMENTS	55 865	208 424	110 936
011 BOVINE MEAT	1 059 157	761 441	404 176	551 ESSNTL. OIL, PERFUME, FLAVR	31 203	78 488	41 720
012 OTHER MEAT, MEAT OFFAL	209 690	94 337	50 054	553 PERFUMERY, COSMETICS, ETC.	117 885	153 687	81 843
016 MEAT, ED. OFFL, DRY, SLT, SMK	32 526	30 146	16 017	554 SOAP, CLEANERS, POLISH, ETC	1 244 100	299 738	159 328
017 MEAT, OFFL. PRPD, PRSVD, NES	92 024	81 816	43 423	562 FERTILIZER, EXCEPT GRP272	2 932 726	86 795	46 166
022 MILK AND CREAM	710 829	146 704	78 298	571 POLYMERS OF ETHYLENE	1 082 545	237 960	126 634
023 BUTTER, OTHER FAT OF MILK	11 544	8 476	4 532	572 POLYMERS OF STYRENE	1 088 325	314 613	167 378
024 CHEESE AND CURD	168 901	123 223	65 661	573 POLYMERS, VINYL CHLORIDE	1 015 230	227 831	121 146
025 EGGS, BIRDS, YOLKS, ALBUMIN	38 739	6 600	3 510	574 POLYACETAL, POLYCARBONATE	929 802	426 039	226 638
034 FISH, FRESH, CHILLED, FROZEN	221 970	114 556	60 713	575 OTH. PLASTIC, PRIMARY FORM	2 931 935	835 962	444 592
035 FISH, DRIED, SALTED, SMOKED	1 491	4 745	2 516	579 PLASTIC WASTE, SCRAP ETC	26 449	2 851	1 517
036 CRUSTACEANS, MOLLUSCS ETC	1 578	2 540	1 371	581 PLASTIC TUBE, PIPE, HOSE	185 442	126 356	67 010
037 FISH ETC. PRPD, PRSVD. NES	157 898	84 020	44 772	582 PLASTIC PLATE, SHEETS, ETC	1 467 983	991 607	527 460
041 WHEAT, MESLIN, UNMILLED	1 682 933	81 080	43 114	583 MONOFILAMENT OF PLASTICS	181 477	107 019	56 966
042 RICE	20 965	3 673	1 955	591 INSECTICIDES, ETC.	510 051	682 797	366 746
043 BARLEY, UNMILLED	45 631	2 297	1 220	592 STARCHES, INULIN, ETC.	518 528	152 680	81 330
044 MAIZE UNMILLED	71 474	6 878	3 646	593 EXPLOSIVES, PYROTECHNICS	27 225	15 272	8 118
045 OTHER CEREALS, UNMILLED	4 676	789	418	594 PREPRD ADDITIVES, LIQUIDS	239 152	89 010	47 421
046 MEAL, FLOUR OF WHEAT, MESLN	261 968	22 554	12 044	598 MISC. CHEMICAL PRDTS. NES	4 360 375	896 795	477 776
047 OTHER CEREAL MEAL, FLOURS	128 596	7 941	4 221	600 CPL IND PLANT CHAP 69-76	3 130	1 566	833
048 CEREAL PREPARATIONS	985 963	390 672	208 072	611 LEATHER	28 511	94 973	50 649
054 VEGETABLES	233 155	34 845	18 460	612 MANUFACT. LEATHER ETC. NES	2 246	9 807	5 211
056 VEGETABLES, PRPD, PRSVD, NES	222 893	55 673	29 655	613 FURSKINS, TANNED, DRESSED	290	5 774	3 044
057 FRUIT, NUTS EXCL. OIL NUTS	267 381	62 460	33 176	621 MATERIALS OF RUBBER	282 457	175 463	93 419
058 FRUIT, PRESERVED, PREPARED	371 010	143 388	76 243	625 RUBBER TYRES, TUBES, ETC.	776 672	500 997	266 788
059 FRUIT, VEGETABLE JUICES	371 897	59 577	31 783	629 ARTICLES OF RUBBER, NES	78 955	191 947	102 193
061 SUGARS, MOLASSES, HONEY	339 356	31 709	16 908	633 CORK MANUFACTURES	3 536	6 152	3 272
062 SUGAR CONFECTIONERY	33 484	17 178	9 152	634 VENEERS, PLYWOOD, ETC.	1 863 634	165 864	88 251
071 COFFEE, COFFEE SUBSTITUTE	167 161	131 652	70 023	635 WOOD MANUFACTURES, NES	301 063	79 913	42 559
072 COCOA	240 361	113 436	60 472	641 PAPER AND PAPERBOARD	9 497 852	1 742 615	927 575
073 CHOCOLATE, OTH. COCOA PREP	208 504	105 790	56 605	642 PAPER, PAPERBOARD, CUT ETC	1 871 444	749 962	398 858
074 TEA AND MATE	1 847	1 773	961	651 TEXTILE YARN	788 877	701 048	373 443
075 SPICES	12 552	13 602	7 244	652 COTTON FABRICS, WOVEN	198 729	301 940	160 763
081 ANIMAL FEED STUFF	1 244 758	113 482	60 396	653 FABRICS, MAN-MADE FIBRES	189 656	393 849	209 779
082 MARGARINE AND SHORTENING	196 312	31 162	16 616	654 OTH. TEXTILE FABRIC, WOVEN	19 929	53 037	28 213
088 EDIBLE PROD. PREPRTNS, NES	518 300	183 822	97 741	655 KNIT, CROCHET, FABRIC NES	71 348	163 471	86 959
111 NON-ALCOHOL. BEVERAGE, NES	423 170	44 403	23 484	656 TULLE, LACE, EMBROIDRY, ETC	13 919	47 378	25 268
				657 SPECIAL YARN, TEXTL. FABRIC	382 578	378 646	201 597
				658 TEXTILE ARTICLES NES	63 260	114 441	60 928

7 IMPORTS AND EXPORTS (SPECIAL TRADE) BY COUNTRIES OF PRODUCTION AND CONSUMPTION AND BY GROUPS OF THE SITC-REV. II. 1983

GROUP DESCRIPTION	DT = 100 KG	1 000 DM	1 000 \$	GROUP DESCRIPTION	DT = 100 KG	1 000 DM	1 000 \$
659 FLOOR COVERINGS, ETC.	126 534	148 865	79 411	872 MEDICAL INSTRUMENTS NES	32 526	268 013	142 607
661 LIME, CEMENT, CONSTR. MATRL	1 962 537	54 571	29 031	873 METERS, COUNTERS, NES	14 968	109 255	58 142
662 CLAY, REFRCT. CONSTR. MATRL	2 435 805	338 992	180 177	874 MEASURE, CONTROL INSTRMNT	79 818	1 326 148	706 736
663 MINERAL MANUFACTURES, NES	5 556 110	372 176	197 878	881 PHOTOGRAPH APPAR. ETC. NES	21 557	216 449	115 565
664 GLASS	1 187 596	320 715	170 744	882 PHOTO. CINEMATOPRPH. SUPPL	158 781	357 259	189 898
665 GLASSWARE	2 923 586	325 373	172 948	883 CINE. FILM EXPOSD. DEVELOPD	73	887	476
666 POTTERY	84 537	87 879	46 772	884 OPTICAL GOODS NES	1 863	88 795	47 259
667 PEARLS, PRECIOUS STONES	*	*	*	885 WATCHES AND CLOCKS	15 666	226 558	120 738
671 PIG IRON, SPIEGELEISN, ETC	2 348 046	173 032	92 056	891 ARMS AND AMMUNITION	11 427	38 806	20 564
672 INGOTS ETC. IRON OR STEEL	2 682 542	212 695	113 606	892 PRINTED MATTER	1 535 459	757 045	402 789
673 FLAT-ROLLED IRON ETC.	8 107 965	762 019	405 042	893 ARTICLES, NES, OF PLASTICS	1 014 905	1 007 707	536 006
674 FLAT-ROLLED PLATED IRON	2 210 336	301 368	160 468	894 BABY CARRIAGE, TOYS, GAMES	165 354	293 236	156 112
675 FLAT-ROLLED, ALLOY STEEL	1 646 193	409 951	217 774	895 OFFICE, STATIONERY SUPPLS	52 374	178 770	95 276
676 IRON, STL. BAR, SHAPES ETC.	6 550 368	721 733	384 168	896 WORKS OF ART, ANTIQUE ETC	1 075	312 613	166 487
677 RAILWAY TRACK IRON, STEEL	19 844	4 359	2 319	897 GOLD, SILVERWARE, JEWEL NES	1 236	79 460	42 438
678 WIRE OF IRON OR STEEL	766 259	116 636	62 064	898 MUSICAL INSTRUMENTS, ETC.	210 173	607 300	324 083
679 TUBES, PIPES, ETC. IRON, STL	1 770 705	400 695	212 903	899 MISC MANUFCTRD GOODS NES	89 525	183 880	97 984
681 SILVER, PLATINUM, ETC.	631	47 479	25 340	941 COMPL IND PLANT CHAPT 99	207	517	275
682 COPPER	857 146	674 422	358 613	961 COIN NONGOLD NONCURRENT	8	461	251
683 NICKEL	50 258	121 218	64 765	971 GOLD, NONMONTRY EXCL DRES	63	12 512	6 627
684 ALUMINIUM	1 632 987	1 037 462	551 118	972	59	59	31
685 LEAD	169 330	25 792	13 785				
686 ZINC	354 919	116 638	62 135	BELGIUM LUX			
687 TIN	2 234	3 714	1 980				
689 MISC. NON-FERR. BASE METAL	8 668	24 008	12 784	IMPORTS	195 193 442	34 967 882	18 599 675
691 METALLIC STRUCTURES NES	1 147 799	466 475	247 913	001 LIVE ANIMALS	166 804	59 300	31 309
692 CONTAINERS, STORAGE, TRNSP	285 465	184 097	98 109	011 BOVINE MEAT	97 292	83 157	44 272
693 WIRE PRODUCTS EXCL. ELECT	763 496	135 036	71 771	012 OTHER MEAT, MEAT OFFAL	851 763	415 339	220 412
694 NAILS, SCREWS, NUTS, ETC.	315 501	251 455	133 752	016 MEAT, ED. OFFL, DRY, SLT, SMK	28 253	33 140	17 614
695 TOOLS	103 684	432 637	230 362	017 MEAT, OFFL, PRPD, PRSVD, NES	166 076	112 793	60 115
696 CUTLERY	24 908	111 855	59 285	022 MILK AND CREAM	1 055 943	177 435	94 311
697 HOUSEHOLD EQUIPMENT, NES	149 117	144 322	76 887	023 BUTTER, OTHER FAT OF MILK	81 737	47 436	25 328
699 MANUFACTS. BASE METAL, NES	1 134 076	972 433	517 313	024 CHEESE AND CURD	40 014	36 126	19 328
700 CPL IND PLANT (84/85/87)	14 301	28 927	15 379	025 EGGS, BIRDS, YOLKS, ALBUMIN	175 695	36 063	19 259
711 STEAM GENER. BOILERS, ETC.	7 648	10 039	5 350	034 FISH, FRESH, CHILLED, FROZEN	16 224	10 410	5 544
712 STEAM TURBINES	4 933	25 353	13 517	035 FISH, DRIED, SALTED, SMOKED	119	186	95
713 INTRNL COMBUS PSTN ENGIN	457 257	742 503	395 542	036 CRUSTACEANS, MOLLUSCS ETC	5 201	9 895	5 291
714 ENGINES, MOTORS NON-ELECT	9 405	434 231	228 973	037 FISH ETC. PRPD, PRSVD, NES	10 116	9 015	4 817
716 ROTATING ELECTRIC PLANT	149 987	400 676	213 247	041 WHEAT, MESLIN, UNMILLED	433 878	18 118	9 561
718 OTH. POWR. GENRTNG. MACHNRY	45 613	442 458	237 599	042 RICE	239 185	65 868	35 176
721 AGRIC. MACHINES, EX. TRACTR	459 252	513 756	272 744	043 BARLEY, UNMILLED	261 158	11 228	6 002
722 TRACTORS	350 662	371 479	197 486	044 MAIZE UNMILLED	29 525	3 388	1 369
723 CIVIL ENGINEERING EQUIPT	725 200	630 226	334 633	045 OTHER CEREALS, UNMILLED	83 699	15 573	8 292
724 TEXTILE, LEATHER MACHINES	114 666	449 790	239 198	046 MEAL, FLOUR OF WHEAT, MESLIN	231 351	619	1 754
725 PAPER, PULP MILL MACHINES	60 866	208 451	111 273	047 OTHER CEREAL MEAL, FLOURS	8 505	131 972	69 941
726 PRINTNG, BOOKBINDNG MACHS	177 715	784 039	418 986	048 CEREAL PREPARATIONS	553 770	282 221	150 162
727 FOOD-PROCESS. MCH. NON DOM	30 964	133 524	71 176	054 VEGETABLES	2 023 552	83 597	44 524
728 OTH. MACH. PTS. SPCL INDUST	480 009	1 305 355	695 784	055 VEGETABLES, PRPD, PRSVD, NES	727 928	52 991	27 790
731 METAL REMOVAL WORK TOOLS	114 888	492 139	262 805	057 FRUIT, NUTS EXCL. OIL NUTS	327 358	53 632	28 486
733 MACH-TOOLS, METAL-WORKING	78 443	166 987	89 140	058 FRUIT, PRESERVED, PREPARED	215 643	6 076	3 225
735 PARTS, NES, FOR MACH-TOOLS	37 140	181 018	96 528	059 FRUIT, VEGETABLE JUICES	23 997	75 606	40 083
737 METALWORKING MACHNRY NES	137 234	177 171	94 383	061 SUGARS, MOLASSES, HONEY	723 180	33 704	17 930
741 HEATING, COOLING EQUIP, PART				062 SUGAR CONFECTIONERY	82 735	39 179	20 637
742 PUMPS FOR LIQUIDS, PARTS	159 324	774 923	413 231	072 COCOA	5 518	3 010	1 590
743 PUMPS NES, CENTRIFUGS ETC	252 762	630 226	335 645	073 CHOCOLATE, OTH. COCOA PREP	179 425	117 859	62 931
744 MECHANICAL HANDLING EQUIP	603 824	782 706	422 493	074 TEA AND MATE	1 456	1 032	550
745 OTH. NON-ELEC MCH. TOOL, NES	214 508	802 590	427 088	075 SPICES	177	152	74
746 BALL OR ROLLER BEARINGS	156 218	333 469	177 547	081 ANIMAL FEED STUFF	1 552 547	69 997	36 992
747 TAPS, COCKS, VALVES, ETC.	158 707	538 984	286 321	091 MARGARINE AND SHORTENING	143 704	19 340	10 337
748 TRANSMISSIONS SHAFTS ETC	311 005	473 602	252 056	098 EDIBLE PROD. PREPRTNS, NES	372 037	94 342	50 321
749 NON-ELECT MACH. PARTS, ETC	106 488	335 278	178 701	111 NON-ALCOHOL. BEVERAGE, NES	241 178	13 293	7 071
751 OFFICE MACHINES	64 255	412 338	219 798	112 ALCOHOLIC BEVERAGES	114 357	13 989	7 442
752 AUTOMATIC DATA PROC. EQUIP	57 214	1 218 497	650 405	121 TOBACCO, UNMANUFACTURED	7 848	2 327	1 249
759 PARTS, FOR OFFICE MACHINES	35 062	871 018	464 122	122 TOBACCO, MANUFACTURED	39 922	78 682	41 905
761 TELEVISION RECEIVERS ETC	101 338	554 354	296 464	211 HIDES, SKINS (EX. FURS), RAW	30 858	15 144	8 083
762 RADIO-BROADCAST RECEIVER	25 612	132 566	70 701	212 FURSKINS, RAW	25	102	55
763 SOUND RECORDER, PHONOGRPH	20 226	180 344	95 919	222 OILSEED (SFT. FIX VEG. OIL)	40 996	3 644	1 895
764 TELECOMM. EQUIP. PARTS NES	134 174	735 271	391 803	223 OILSEED (OTH. FIX. VEG. OIL)	170 188	12 886	6 910
771 ELECT POWER MACHNRY. PARTS	74 769	273 712	145 546	231 NATURAL RUBBER, ETC.	153	71	41
772 ELEC. SWITCH, RELAY, CIRCUIT	179 682	1 335 702	710 327	232 SYNTHETIC RUBBER, ETC.	294 477	80 530	42 699
773 ELECTR. DISTRIBUT. EQUIP NES	183 057	235 408	125 244	245 FUEL WOOD, WOOD CHARCOAL	41 839	451	234
774 ELECTRO-MEDCL. XRAY EQUIP	8 597	200 809	106 998	246 WOOD IN CHIPS, PARTICLES	1 081 980	6 375	3 397
775 DOM. ELEC. NON-ELEC. EQUIPT	756 484	966 954	514 821	247 WOOD ROUGH, ROUGH SQUARED	6 793 371	142 095	75 776
776 TRANSISTORS, VALVES, ETC.	34 953	753 061	399 996	248 WOOD, SIMPLY WORKED	271 563	25 794	13 785
778 ELECTRIC MACH. APPART. NES	477 149	1 248 234	665 189	251 PULP AND WASTE PAPER	1 343 077	85 974	45 852
781 PASS. MOTOR VEHCLS. EX. BUS	3 285 216	6 281 735	3 349 273	261 SILK	60	129	70
782 GOODS, SPCL TRANSPORT VEH	1 055 274	1 359 095	723 304	263 COTTON	22 849	2 031	1 081
783 ROAD MOTOR VEHICLES NES	438 689	631 481	337 069	264 JUTE, OTH. TEXTL. BAST FIBR	30 372	2 037	1 087
784 PARTS, TRACTORS, MOTOR VEH	2 185 761	2 722 587	1 448 858	265 VEGETABLE TEXTILE FIBRES	38 742	9 378	4 997
785 CYCLES, MOTORCYCLES ETC.	29 940	88 697	47 216	266 SYNTHETIC FIBRES	73 821	24 443	13 004
786 TRAILERS, SEMI-TRAILER, ETC	337 320	288 381	153 786	267 OTHER MAN-MADE FIBRES	73 953	13 523	7 198
791 RAILWAY VEHICLES. EQUIPNT	71 176	30 624	16 362	268 WOOL, OTHER ANIMAL HAIR	80 469	124 358	65 985
792 AIRCRAFT, ASSOC'D. EQUIPNT	97 276	10 478 885	5 571 031	269 WORN CLOTHING, TEXTL. ARTL	33 998	1 436	767
793 SHIP, BOAT, FLOAT, STRUCTRS	18 624	22 471	11 848	272 FERTILIZERS, CRUDE	140 577	2 494	1 329
800 CPL IND PLANT CHAP 90/94	10	146	9 694	273 STONE, SAND AND GRAVEL	6 537 118	23 923	12 704
811 PREFABRICATED BUILDINGS	102 037	18 223	107 947	274 SULPHUR, UNRSTD. IRON PYRS	33 092	221	119
812 PLUMBNG, SANITRY, EQPT. ETC	265 089	202 677	85 098	277 NATURAL ABRASIVES, NES	6 220	7 632	4 039
813 LIGHTING FIXTURES ETC. NES	72 009	159 797	26 277	278 OTHER CRUDE MINERALS	9 604 374	73 879	39 244
821 FURNITURE, CUSHIONS, ETC.	1 175 057	831 456	443 217	281 IRON ORE, CONCENTRATES	437 137	718	384
831 TRUNK, SUIT-CASES, BAG, ETC	14 449	49 235	26 277	282 FERRUS WASTE AND SCRAP	931 990	27 423	14 671
841 MENS, BOYS CLOTHING, X-KNIT	29 605	221 619	117 816	283 COPPER DRES, CONCENTRATES	762	391	202
842 WOMEN, GIRL CLOTHING, X-KNIT	27 211	300 309	159 644	285 ALUMINIUM ORE, CONCTR. ETC	5 913	299	155
843 MENS, BOYS CLOTHING, KNIT	4 696	15 536	8 231	287 ORE, CONCENTR. BASE METALS	46 606	31 722	16 894
844 WOMEN, GIRLS CLOTHING, KNIT	12 291	79 007	42 061	288 NON-FERROUS WASTE, SCRAP	671 920	158 698	84 484
845 OTHR. TEXTILE APPAREL, NES	15 148	116 862	62 143	289 PREC. METAL DRES, CONCTRTS	917	12 490	6 605
846 CLOTHING ACCESSRS, FABRIC	8 957	66 127	35 152	291 CRUDE ANIMAL MATERLS. NES	47 129	10 105	5 367
848 CLOTHING, NONTEXTL; HEADGEAR	8 729	51 361	27 336	292 CRUDE VEG. MATERIALS, NES	171 937	53 744	28 501
851 FOOTWEAR	57 506	229 330	120 976				
871 OPTICAL INSTRUMENTS, NES	2 798	131 769	69 919				

7 IMPORTS AND EXPORTS (SPECIAL TRADE) BY COUNTRIES OF PRODUCTION AND CONSUMPTION AND BY GROUPS OF THE SITC-REV. III 1989

GROUP DESCRIPTION	DT = 100 KG	1 000 DM	1 000 \$	GROUP DESCRIPTION	DT = 100 KG	1 000 DM	1 000 \$
321 COAL, NOT AGGLOMERATED	1 078 949	15 544	8 391	713 INTRNL COMBUS PSTN ENGIN	22 863	46 083	24 552
322 BRIQUETTES, LIGNITE, PEAT	30 323	643	351	714 ENGINES, MOTORS NON-ELECT	1 184	19 192	10 164
325 COKE, SEMI-COKE, RET. CARBN	3 418 375	73 969	39 391	716 ROTATING ELECTRIC PLANT	23 494	77 360	41 153
334 PETROLEUM PRODUCTS	35 440 713	1 139 757	604 571	718 OTH. POWR. GENRTNG. MACHNRY	2 325	7 796	4 217
335 RESIDUAL PETROL PRODUCTS	2 282 553	81 000	43 066	721 AGRIC. MACHINES, EX. TRACTR	58 449	65 856	34 605
342 LIQUEFIED PROPANE, BUTANE	1 153 797	31 818	17 158	722 TRACTORS	2 298	2 080	1 103
344 PETROLEUM GASES, NES	718 431	22 391	11 907	723 CIVIL ENGINEERING EQUIPT	316 126	273 013	144 735
351 ELECTRIC CURRENT, MWH	292 569	32 007	17 138	724 TEXTILE, LEATHER MACHINES	33 167	87 929	46 833
411 ANIMAL OILS AND FATS	96 820	8 919	4 722	725 PAPER, PULP MILL MACHINES	9 258	17 120	9 139
421 FIXED VEG. FAT, OILS, SOFT	457 964	45 977	24 527	726 PRINTNG, BOOKBINDNG MACHS	10 756	24 547	13 131
422 FIXED VEG. FAT, OILS, OTHER	52 252	7 769	4 120	727 FOOD-PROCESS. MCH. NON DDM	3 734	7 844	4 171
431 ANIMAL VEG. FATS, OILS, NES	447 534	42 729	22 751	728 OTH. MACH, PTS, SPCL INDUST	61 223	125 136	66 657
511 HYDROCARBONS, NES, DERIVTS	2 986 278	307 088	163 139	731 METAL REMOVAL WORK TOOLS	6 786	18 119	9 651
512 ALCOHOL, PHENOL, ETC. DERIV	719 311	126 939	67 448	733 MACH-TOOLS, METAL-WORKING	33 971	33 446	18 059
513 CARBOXYLIC ACIDS, DERIVTS	1 399 669	243 025	129 234	735 PARTS, NES, FOR MACH-TOOLS	14 922	35 844	19 053
514 NITROGEN-FUNCT. COMPOUNDS	1 199 578	351 675	187 137	737 METALWORKING MACHNRY NES	107 509	53 313	28 382
515 ORGANO-INORGANIC COMPNDS	793 840	301 908	160 209	741 HEATING, COOLING EQUIP, PART	53 433	76 085	40 562
516 OTHER ORGANIC CHEMICALS	1 646 813	229 315	122 314	742 PUMPS FOR LIQUIDS, PARTS	8 993	21 311	11 356
522 INORGANIC CHEM. ELEMENTS	4 531 131	272 185	144 785	743 PUMPS NES, CENTRIFUGS ETC	82 224	150 423	79 956
523 METAL. SALTS, INORGAN. ACID	2 785 756	113 027	60 361	744 MECHANICAL HANDLING EQUIP	86 789	81 602	43 523
524 OTHER CHEMICAL COMPOUNDS	510 873	44 297	23 610	745 OTH. NONELEC MCH, TOOL, NES	18 236	35 998	19 161
525 RADIO-ACTIVE MATERIALS	30	6 758	3 585	746 BALL OR ROLLER BEARINGS	2 819	6 855	3 638
531 SYNTH. COLOURS, LAKES, ETC.	50 026	57 090	30 468	747 TAPS, COCKS, VALVES, ETC.	29 646	55 124	29 285
532 DYEING, TANNING MATERIALS	1 248	1 758	935	748 TRANSMISSIONS SHAFTS ETC	27 501	54 440	29 051
533 PIGMENTS, PAINTS, ETC.	649 384	283 477	150 803	749 NON-ELECT MACH. PARTS, ETC	29 224	74 528	39 687
541 MEDICINES, ETC. EXC. GRP542	21 117	48 799	26 002	751 OFFICE MACHINES	5 175	32 641	17 436
542 MEDICAMENTS	27 261	278 349	148 060	752 AUTOMATC. DATA PROC. EQUIP	8 638	157 493	84 069
551 ESSNTL. OIL, PERFUME, FLAVR	7 634	12 964	6 900	759 PARTS, FOR OFFICE MACHINS	10 620	132 679	70 786
553 PERFUMERY, COSMETICS, ETC.	16 927	38 552	20 472	761 TELEVISION RECEIVERS ETC	28 710	84 391	45 311
554 SOAP, CLEANERS, POLISH, ETC	890 449	159 195	84 673	762 RADIO-BROADCAST RECEIVER	3 696	11 714	6 306
562 FERTILIZER, EXCEPT GRP272	8 031 406	158 282	84 160	763 SOUND RECORDER, PHONOGRPH	8 631	41 415	22 439
571 POLYMERS OF ETHYLENE	2 290 282	443 245	235 529	764 TELECOMM. EQUIP. PARTS NES	27 096	191 565	102 423
572 POLYMERS OF STYRENE	1 132 287	294 115	156 212	771 ELECT POWER MACHNY, PARTS	25 994	48 893	26 004
573 POLYMERS, VINYL CHLORIDE	666 764	120 449	64 006	772 ELEC. SWITCH, RELAY, CIRCUIT	27 755	221 729	117 935
574 POLYACETAL, POLYCARBONATE	957 412	317 820	168 599	773 ELECTR. DISTRIBUT. EQPT NES	181 645	153 104	81 604
575 OTH. PLASTIC, PRIMARY FORM	2 027 236	573 084	304 680	774 ELECTRO-MEDCL. XRAY EQUIP	777	10 726	5 698
579 PLASTIC WASTE, SCRAP ETC	70 389	7 465	3 970	775 DDM, ELEC. NON-ELEC. EQUIPT	28 873	40 139	21 390
581 PLASTIC TUBE, PIPE, HOSE	38 745	36 990	19 722	776 TRANSISTORS, VALVES, ETC.	9 581	105 432	56 124
582 PLASTIC PLATE, SHEETS, ETC	836 526	578 766	307 922	778 ELECTRIC. MACH. APPART. NES	253 547	395 561	210 811
583 MONOFILAMENT OF PLASTICS	15 297	9 949	5 284	781 PASS. MOTOR VEHCLS. EX. BUS	3 091 108	5 667 874	3 010 147
591 INSECTICIDES, ETC.	62 052	78 493	41 709	782 GOODS, SPCL. TRANSPORT VEH	459 179	610 636	323 258
592 STARCHES, INULIN, ETC.	302 704	80 646	42 831	783 ROAD MOTOR VEHICLES NES	16 897	18 677	9 902
593 EXPLOSIVES, PYROTECHNICS	3 871	7 941	4 229	784 PARTS, TRACTORS, MOTOR VEH	861 170	732 320	389 548
597 PREPND ADDITIVES, LIQUIDS	491 676	125 295	66 761	785 CYCLES, MOTORCYCLES ETC.	15 719	26 428	14 042
598 MISC. CHEMICAL PRODS. NES	5 027 245	323 652	172 047	786 TRAILERS, SEMI-TRAILER, ETC	97 826	64 332	34 167
611 LEATHER	9 883	30 824	16 425	791 RAILWAY VEHICLES, EQUIPNT	21 661	5 971	3 170
612 MANUFACT. LEATHER ETC. NES	2 377	695	370	792 AIRCRAFT, ASSC'D. EQUIPNT	3 585	79 439	42 644
613 FURSKINS, TANNED, DRESSED	2 027	17 669	9 372	793 SHIP, BOAT, FLOAT, STRUCTRS	99 140	21 701	11 644
621 MATERIALS OF RUBBER	241 445	114 813	61 036	811 PREFABRICATED BUILDINGS	33 944	11 839	6 298
625 RUBBER TYRES, TUBES, ETC.	405 642	243 575	129 648	812 PLUMBNG, SANITRY, EQPT, ETC	404 121	144 054	76 898
629 ARTICLES OF RUBBER, NES	37 630	64 046	34 157	813 LIGHTING FIXTURES ETC. NES	24 450	44 648	23 809
633 CORK MANUFACTURES	325	285	153	821 FURNITURE, CUSHIONS, ETC.	454 266	405 822	216 537
634 VENEERS, PLYWOOD, ETC.	2 274 234	155 315	82 678	831 TRUNK, SUIT-CASES, BAG, ETC	28 862	61 352	32 641
635 WOOD MANUFACTURES, NES	205 106	58 785	31 294	841 MENS, BOYS CLOTHING, X-KNIT	27 931	129 817	69 393
641 PAPER AND PAPERBOARD	1 913 446	553 562	294 547	842 WOMEN, GIRL CLOTHING, X-KNIT	13 842	107 415	57 127
642 PAPER, PAPERBOARD, CUT ETC	261 346	105 909	56 408	843 MENS, BOYS CLOTHING, KNIT	1 277	5 495	2 946
651 TEXTILE YARN	499 409	332 630	176 874	844 WOMEN, GIRLS CLOTHING, KNIT	4 109	29 419	15 687
652 COTTON FABRICS, WOVEN	57 820	93 943	50 010	845 OTH. TEXTILE APPAREL, NES	10 058	48 608	25 916
653 FABRICS, MAN-MADE FIBRES	126 796	248 756	132 615	846 CLOTHING ACCESSRS, FABRIC	2 077	10 467	5 577
654 OTH. TEXTILE FABRIC, WOVEN	34 072	51 344	27 311	848 CLOTHING, NONTEXTL; HEADGEAR	28 334	39 099	20 897
655 KNIT, CROCHET, FABRIC NES	15 163	31 847	17 046	851 FOOTWEAR	7 746	14 250	7 567
656 TULLE, LACE, EMBROIDRY, ETC	11 622	20 093	10 709	871 OPTICAL INSTRUMENTS, NES	1 140	2 401	1 267
657 SPECIAL YARN, TEXTL. FABRIC	243 697	230 618	122 940	872 MEDICAL INSTRUMENTS NES	6 381	37 511	19 966
658 TEXTILE ARTICLES NES	45 625	73 290	39 146	873 METERS, COUNTERS, NES	1 953	21 215	11 227
659 FLOOR COVERINGS, ETC.	1 289 991	759 092	404 765	874 MEASURE, CONTROL INSTRMNT	26 286	146 321	77 814
661 LIME, CEMENT, CONSTR. MATRL	7 873 257	100 263	53 329	881 PHOTOGRAPH APPAR. ETC. NES	4 143	56 015	29 725
662 CLAY, REFRACT. CONSTR. MATRL	1 036 043	67 367	35 722	882 PHOTO. CINEMATOPH. SUPPLS	167 856	308 173	164 620
663 MINERAL MANUFACTURES, NES	1 677 079	149 631	79 521	883 CINE. FILM EXPOSD. DEVELOPD	12	162	86
664 GLASS	3 230 040	452 855	241 037	884 OPTICAL GOODS NES	140	2 622	1 393
665 GLASSWARE	748 482	79 322	42 293	885 WATCHES AND CLOCKS	2 509	10 337	5 543
666 POTTERY	25 288	46 777	24 889	891 ARMS AND AMMUNITION	1 824	5 787	3 093
667 PEARLS, PRECIOUS STONES	.	.	.	892 PRINTED MATTER	108 636	95 900	51 136
671 PIG IRON, SPIEGELEISN, ETC	204 576	144 031	75 978	893 ARTICLES, NES, OF PLASTICS	390 992	251 698	134 056
672 INGOTS ETC. IRON OR STEEL	2 864 003	706 517	374 691	894 BABY CARRIAGE, TOYS, GAMES	23 858	39 175	20 850
673 FLAT-ROLLED IRON ETC.	15 999 302	1 430 005	760 876	895 OFFICE, STATIONERY SUPPLS	4 321	6 783	3 582
674 FLAT-ROLLED PLATED IRON	4 593 289	588 303	313 477	896 WORKS OF ART, ANTIQUE ETC	1 107	12 682	6 780
675 FLAT-ROLLED, ALLOY STEEL	810 868	379 370	201 547	897 GOLD, SILVERWARE, JEWEL NES	86	4 964	2 647
676 IRON, STL. BAR, SHAPES ETC.	7 418 081	622 377	332 045	898 MUSICAL INSTRUMENTS, ETC.	12 057	69 605	37 052
677 RAILWAY TRACK IRON, STEEL	135 032	11 154	5 918	899 MISC MANUFCTRD GOODS NES	14 606	35 250	18 809
678 WIRE OF IRON OR STEEL	865 310	183 294	97 508	961 COIN NONGOLD NONCURRENT	7	1 050	553
679 TUBES, PIPES, ETC. IRON, STL	697 286	98 712	52 617	971 GOLD, NONMONTY EXCL ORES	232	140 582	74 821
681 SILVER, PLATINUM, ETC.	5 074	180 702	96 490	972	1 387	730	
682 COPPER	1 372 912	860 438	457 481	EXPORTS	222 700 079	45 978 768	24 461 542
683 NICKEL	2 675	7 511	3 986	001 LIVE ANIMALS	489 514	188 686	100 438
684 ALUMINIUM	832 078	450 145	239 448	011 BOVINE MEAT	31 337	20 129	10 720
685 LEAD	229 241	31 489	16 780	012 OTHER MEAT, MEAT OFFAL	90 908	14 435	7 634
686 ZINC	760 925	247 385	131 959	016 MEAT, ED. OFFL, DRY, SLT, SMK	6 268	8 758	4 647
687 TIN	8 209	10 770	5 786	017 MEAT, OFFL. PRPD, PRSD, NES	59 620	49 342	26 207
689 MISC. NON-FERR. BASE METAL	13 850	30 761	16 219	022 MILK AND CREAM	1 173 950	222 160	118 288
691 METALLIC STRUCTURES NES	551 209	166 760	88 944	023 BUTTER, OTHER FAT OF MILK	99 797	75 240	39 889
692 CONTAINERS, STORAGE, TRNSP	368 346	117 055	61 966	024 CHEESE AND CURD	286 468	197 429	105 049
693 WIRE PRODUCTS EXCL. ELECT	444 281	150 126	79 850	025 EGGS, BIRDS, YOLKS, ALBUMIN	5 892	1 967	1 046
694 NAILS, SCREWS, NUTS, ETC.	156 234	39 827	21 190	034 FISH, FRESH, CHILLED, FROZN	28 844	18 084	9 630
696 TOOLS	12 475	84 303	44 768	035 FISH, DRIED, SALTED, SMOKED	1 318	1 045	561
698 CUTLERY	655	2 037	1 080	036 CRUSTACEANS, MOLLUSCS ETC	2 405	2 136	1 142
697 HOUSEHOLD EQUIPMENT, NES	48 818	48 910	26 137	037 FISH ETC. PREPD, PRSD, NES	45 405	29 112	15 465
699 MANUFACTS. BASE METAL, NES	325 558	181 412	96 615	041 WHEAT, MESLIN, UNMILLED	2 901 869	127 818	67 764
711 STEAM GENER. BOILERS, ETC.	3 197	5 467	2 930				
712 STEAM TURBINES	690	3 371	1 813				

7 IMPORTS AND EXPORTS (SPECIAL TRADE) BY COUNTRIES OF PRODUCTION AND CONSUMPTION AND BY GROUPS OF THE SITC-REV. III 1989

GROUP DESCRIPTION	DT = 100 KG	1 000 DM	1 000 \$	GROUP DESCRIPTION	DT = 100 KG	1 000 DM	1 000 \$
042 RICE	29 889	5 239	2 779	583 MONOFILAMENT OF PLASTICS	97 434	77 913	41 436
043 BARLEY, UNMILLED	1 035 542	46 968	24 744	591 INSECTICIDES, ETC.	65 749	84 316	44 856
044 MAIZE UNMILLED	11 010	1 395	737	592 STARCHES, INULIN, ETC.	154 291	83 824	44 520
045 OTHER CEREALS, UNMILLED	23 228	1 056	564	593 EXPLOSIVES, PYROTECHNICS	16 279	8 053	4 286
046 MEAL, FLOUR OF WHEAT, MSLN	47 908	3 466	1 843	597 PREPRD ADDITIVES, LIQUIDS	208 552	68 378	36 476
047 OTHER CEREAL MEAL, FLOURS	18 776	1 103	591	598 MISC. CHEMICAL PRODS. NES	3 168 233	465 162	247 670
048 CEREAL PREPARATIONS	355 177	118 959	63 353	600 CPL IND PLANT CHAP 69-76	17 135	4 111	2 246
054 VEGETABLES	261 632	29 461	15 769	611 LEATHER	4 918	20 744	11 097
056 VEGETABLES, PRPD, PRSVD, NES	101 982	36 108	19 191	612 MANUFACT. LEATHER ETC. NES	851	4 835	2 630
057 FRUIT, NUTS EXCL. OIL NUTS	114 121	26 716	14 167	613 FURSKINS, TANNED, DRESSED	366	1 980	1 049
058 FRUIT, PRESERVED, PREPARED	134 756	46 662	24 811	621 MATERIALS OF RUBBER	205 956	118 705	63 203
059 FRUIT, VEGETABLE JUICES	582 925	65 375	34 711	625 RUBBER TYRES, TUBES, ETC.	554 856	354 914	188 890
061 SUGARS, MOLASSES, HONEY	94 477	15 401	8 205	629 ARTICLES OF RUBBER, NES	50 898	101 041	53 719
062 SUGAR CONFECTIONERY	64 711	29 590	15 772	633 CORK MANUFACTURES	1 568	2 175	1 154
071 COFFEE, COFFEE SUBSTITUTE	269 017	199 460	106 363	634 VENEERS, PLYWOOD, ETC.	787 590	96 621	51 364
072 COCOA	103 849	60 406	32 124	635 WOOD MANUFACTURES, NES	329 863	93 768	53 077
073 CHOCOLATE, OTH. COCOA PREP	183 581	94 436	50 407	641 PAPER AND PAPERBOARD	3 852 028	685 459	364 630
074 TEA AND MATE	1 160	1 431	760	642 PAPER, PAPERBOARD, CUT ETC	1 083 669	418 170	222 485
075 SPICES	7 302	6 033	3 193	651 TEXTILE YARN	589 293	480 370	255 814
081 ANIMAL FEED STUFF	1 661 137	138 425	73 800	652 COTTON FABRICS, WOVEN	69 590	161 601	58 429
091 MARGARINE AND SHORTENING	42 017	8 991	4 780	653 FABRICS, MAN-MADE FIBRES	95 712	167 044	89 384
098 EDIBLE PROD. PREPRTNS, NES	247 691	100 860	53 644	654 OTH. TEXTILE FABRIC, WOVEN	14 026	37 172	19 753
111 NON-ALCOHOL. BEVERAGE, NES	2 053 026	60 898	32 266	655 KNIT, CROCHET, FABRIC NES	36 131	65 659	34 959
121 ALCOHOLIC BEVERAGES	173 730	39 380	21 023	656 TULLE, LACE, EMBROIDRY, ETC	11 297	28 757	15 274
122 TOBACCO, UNMANUFACTURED	10 094	5 489	2 910	657 SPECIAL YARN, TXTL. FABRIC	201 901	229 165	121 909
122 TOBACCO, MANUFACTURED	61 474	82 852	44 096	658 TEXTILE ARTICLES NES	52 526	70 307	37 457
211 HIDES, SKINS (EX. FURS), RAW	24 394	8 476	4 513	659 FLOOR COVERINGS, ETC.	106 789	127 703	67 879
212 FURSKINS, RAW	929	10 916	5 803	661 LIME, CEMENT, CONSTR. MATRL	1 776 051	67 556	35 888
222 OILSEED (SFT. FIX VEG. OIL)	1 214 630	108 215	57 306	662 CLAY, REFRCT. CONSTR. MATRL	2 384 689	192 600	102 229
223 OILSEED (OTH. FIX. VEG. OIL)	7 366	993	528	663 MINERAL MANUFACTURES, NES	2 441 843	170 123	90 376
231 NATURAL RUBBER, ETC.	3 529	864	459	664 GLASS	840 946	178 633	95 028
232 SYNTHETIC RUBBER, ETC.	598 442	98 127	52 225	665 GLASSWARE	949 589	108 876	57 841
244 CORK, NATURAL, RAW, WASTE	129	58	30	666 POTTERY	44 937	48 896	26 033
245 FUEL WOOD, WOOD CHARCOAL	7 183	856	451	667 PEARLS, PRECIOUS STONES	-	-	-
246 WOOD IN CHIPS, PARTICLES	354 412	5 191	2 770	671 PIG IRON, SPIEGELEISN, ETC	582 757	102 117	54 289
247 WOOD ROUGH, ROUGH SQUARED	587 989	11 032	5 862	672 INGOTS ETC. IRON OR STEEL	1 224 138	67 854	36 273
248 WOOD, SIMPLY WORKED	803 637	62 265	33 069	673 FLAT-ROLLED IRON ETC.	4 471 018	425 687	226 007
251 PULP AND WASTE PAPER	274 991	33 560	17 846	674 FLAT-ROLLED PLATED IRON	647 786	100 719	53 484
261 SILK	297	831	445	675 FLAT-ROLLED, ALLOY STEEL	2 682 230	797 394	422 550
263 COTTON	64 271	13 071	6 969	676 IRON, STL. BAR, SHAPES ETC.	2 906 839	295 752	156 964
264 JUTE, OTH. TEXTL. BAST FIBR	1 647	108	56	677 RAILWAY TRACK IRON, STEEL	19 083	4 362	2 321
265 VEGETABLE TEXTILE FIBRES	12 475	1 372	728	678 WIRE OF IRON OR STEEL	331 881	62 032	32 967
266 SYNTHETIC FIBRES	326 729	148 056	78 846	679 TUBES, PIPES, ETC. IRON, STL	815 883	241 156	128 147
267 OTHER MAN-MADE FIBRES	133 659	37 097	19 707	681 SILVER, PLATINUM, ETC.	410	11 752	6 217
268 WOOL, OTHER ANIMAL HAIR	45 259	21 975	11 650	682 COPPER	404 749	286 173	152 574
269 WORN CLOTHING, TEXTL. ARTL	339 704	18 886	10 442	683 NICKEL	8 625	28 049	14 837
272 FERTILIZERS, CRUDE	253 745	3 707	1 982	684 ALUMINIUM	776 930	430 028	228 457
273 STONE, SAND AND GRAVEL	37 593 354	58 337	31 005	685 LEAD	70 321	16 253	8 656
274 SULPHUR, UNRSTO. IRON PYRS	390 962	8 484	4 529	686 ZINC	151 407	48 715	25 874
277 NATURAL ABRASIVES, NES	69 160	4 330	2 320	687 TIN	2 495	3 906	2 097
278 OTHER CRUDE MINERALS	20 661 585	78 587	41 860	689 MISC. NON-FERR. BASE METAL	6 960	15 485	8 291
281 IRON ORE, CONCENTRATES	215 762	502	270	691 METALLIC STRUCTURES NES	507 097	212 357	112 796
282 FERROUS WASTE AND SCRAP	7 821 033	327 005	173 176	692 CONTAINERS, STORAGE, TRANSP	294 779	126 145	67 032
283 COPPER ORES, CONCENTRATES	16 209	1 957	1 058	693 WIRE PRODUCTS EXCL. ELECT	561 696	78 114	41 511
285 ALUMINIUM ORE, CONCTR. ETC	112 248	7 156	3 812	694 NAILS, SCREWS, NUTS, ETC.	200 215	142 875	75 949
287 ORE, CONCENTR. BASE METALS	271 230	26 690	14 122	695 TOOLS	68 474	213 722	113 689
288 NON-FERROUS WASTE, SCRAP	1 838 377	228 423	120 980	696 CUTLERY	7 168	41 766	22 088
289 PREC. METAL ORES, CONCTR. S	5 267	11 677	6 276	697 HOUSEHOLD EQUIPMENT, NES	83 472	81 634	43 386
291 CRUDE ANIMAL MATERIALS, NES	600 461	26 778	14 248	699 MANUFACT. BASE METAL, NES	872 058	659 844	350 919
292 CRUDE VEG. MATERIALS, NES	80 961	35 670	19 030	700 CPL IND PLANT (84/85/87)	33 486	75 408	39 711
321 COAL, NOT AGGLOMERATED	16 343 743	367 535	195 501	711 STEAM GENER. BOILERS, ETC.	10 388	15 919	8 448
322 BRIQUETTES, LIGNITE, PEAT	4 204 735	58 307	31 104	712 STEAM TURBINES	1 057	8 747	4 754
325 COKE, SEMI-COKE, RET. CARBN	15 776 837	600 597	319 402	713 INTRNL COMBUS PSTN ENGIN	445 683	804 133	426 932
334 PETROLEUM PRODUCTS	3 292 548	117 190	62 167	714 ENGINES, MOTORS NON-ELECT	253	14 919	7 939
335 RESIDUAL PETROL. PRODUCTS	1 870 236	66 562	35 322	716 ROTATING ELECTRIC PLANT	119 618	185 538	98 547
342 LIQUEFIED PROPANE, BUTANE	80 774	2 824	1 510	718 OTH. POWR. GEINRNG. MACHNRY	14 530	247 179	131 135
344 PETROLEUM GASES, NES	-	-	-	721 AGRIC. MACHINES, EX. TRACTR	92 201	111 893	59 331
351 ELECTRIC CURRENT	-	-	-	722 TRACTORS	64 758	74 461	39 633
411 ANIMAL OILS AND FATS	285 684	21 094	11 240	723 CIVIL ENGINEERING EQUIPT	265 951	200 289	106 330
421 FIXED VEG. FAT, OILS, SOFT	310 291	28 218	14 965	724 TEXTILE, LEATHER MACHINES	75 281	255 691	136 176
422 FIXED VEG. FAT, OILS, OTHER	47 380	6 982	3 682	725 PAPER, PULP MILL MACHINES	29 067	100 827	53 871
431 ANIMAL, VEG. FATS, OILS, NES	317 821	40 591	21 600	726 PRINTNG, BOOKBINDNG MACHS	56 874	253 812	135 066
511 HYDROCARBONS, NES, DERIVTS	3 826 208	535 073	284 872	727 FOOD-PROCESS. MCH. NON DOM	22 873	76 959	40 690
512 ALCOHOL, PHENOL, ETC. DERIV	1 382 619	238 552	126 096	728 OTH. MACH. PTS, SPCL INDST	228 958	594 771	317 249
513 CARBOXYLIC ACIDS, DERIVTS	1 064 851	200 074	106 360	731 METAL REMOVAL WORK TOOLS	37 146	143 320	76 172
514 NITROGEN-FUNCT. COMPOUNDS	825 124	250 854	133 368	733 MACH-TOOLS, METAL-WORKING	32 697	68 974	36 608
515 ORGANIC-INORGANIC COMPNDS	144 818	153 932	81 910	735 PARTS, NES, FOR MACH-TOOLS	19 866	73 038	38 907
516 OTHER ORGANIC CHEMICALS	1 704 969	283 286	150 643	737 METALWORKING MACHNRY NES	180 446	169 644	90 046
522 INORGANIC CHEM. ELEMENTS	7 490 258	248 716	132 328	741 HEATNG, COOLNG EQUIP, PART	-	-	-
523 METAL SALTS, INORGAN. ACID	2 622 581	129 583	68 896	742 PUMPS FOR LIQUIDS, PARTS	44 438	184 451	98 260
524 OTHER CHEMICAL COMPOUNDS	91 902	41 349	22 048	743 PUMPS NES, CENTRIFUGS ETC	187 387	353 575	188 278
525 RADIO-ACTIVE MATERIALS	1 112	13 554	7 231	744 MECHANICAL HANDLING EQUIP	324 319	380 126	201 746
531 SYNTH. COLOURS, LAKES, ETC.	53 291	107 963	57 473	745 OTH. NONELEC MCH. TOOL NES	94 800	331 467	176 723
532 DYEING, TANNING MATERIALS	13 067	3 339	1 780	746 BALL OR ROLLER BEARINGS	37 749	99 394	52 913
533 PIGMENTS, PAINTS, ETC.	913 774	359 382	190 959	747 TAPS, COCKS, VALVES, ETC.	73 033	260 617	138 721
541 MEDICINES, ETC. EXC. GRP 542	22 218	102 695	54 757	748 TRANSMISSIONS SHAFTS ETC	234 932	199 100	105 832
542 MEDICAMENTS	44 044	368 743	196 588	749 NON-ELECT MACH. PARTS, ETC	114 887	194 688	103 828
551 ESSNTL. OIL, PERFUME, FLAVR	10 297	22 510	11 928	751 OFFICE MACHINES	13 649	80 021	42 659
553 PERFUMERY, COSMETICS, ETC.	109 581	81 817	43 509	752 AUTOMATC. DATA PROC. EQUIP	25 630	491 556	262 073
554 SOAP, CLEANERS, POLISH, ETC	1 073 188	235 969	125 372	759 PARTS, FOR OFFICE MACHINS	12 282	218 657	116 442
562 FERTILIZER, EXCEPT GRP 272	10 369 841	202 115	107 249	761 TELEVISION RECEIVERS ETC	53 636	206 167	110 091
571 POLYMERS OF ETHYLENE	1 101 149	217 960	115 794	762 RADIO-BROADCAST RECEIVER	6 951	58 832	31 425
572 POLYMERS OF STYRENE	509 075	132 249	70 252	763 SOUND RECORDER, PHONOGRPH	4 712	50 922	27 173
573 POLYMERS, VINYL CHLORIDE	670 243	148 596	79 094	764 TELECOMM. EQUIP. PARTS NES	37 235	398 718	211 875
574 POLYACETAL, POLYCARBONATE	336 570	135 491	71 970	771 ELECT POWER MACHNRY, PARTS	63 975	127 406	67 754
575 OTH. PLASTIC, PRIMARY FORM	1 940 981	434 801	231 193	772 ELECT. SWITCH, RELAY, CIRCUIT	130 568	560 450	298 151
579 PLASTIC WASTE, SCRAP ETC	203 173	15 441	8 244	773 ELECTR. DISTRIB. EPT NES	177 328	225 629	119 877
581 PLASTIC TUBE, PIPE, HOSE	102 473	81 518	43 296	774 ELECTRO-MEDCL. XRAY EQUIP	3 445	81 702	43 322
582 PLASTIC PLATE, SHEETS, ETC	544 058	349 445	185 805	775 DOM. ELEC. NON-ELEC. EQUIPT	341 529	430 877	229 008

7 IMPORTS AND EXPORTS (SPECIAL TRADE) BY COUNTRIES OF PRODUCTION AND CONSUMPTION AND BY GROUPS OF THE SITC-REV. III 1989

GROUP DESCRIPTION	DT = 100 KG	1 000 DM	1 000 \$	GROUP DESCRIPTION	DT = 100 KG	1 000 DM	1 000 \$
776 TRANSISTORS, VALVES, ETC.	97 786	241 581	128 851	245 FUEL WOOD, WOOD CHARCOAL	47 566	1 670	891
778 ELECTRIC. MACH. APPART. NES	230 174	506 652	269 786	246 WOOD IN CHIPS, PARTICLES	1 850 500	12 757	6 793
781 PASS. MOTOR VEHCL. EX. BUS	5 217 200	7 027 727	3 745 234	247 WOOD ROUGH, ROUGH SQUARED	551 879	7 869	4 196
782 GOODS, SPCL TRANSPORT VEH	530 107	565 393	300 983	248 WOOD, SIMPLY WORKED	267 957	40 668	21 672
783 ROAD MOTOR VEHICLES NES	96 345	160 430	85 356	251 PULP AND WASTE PAPER	3 235 653	109 290	58 069
784 PARTS, TRACTORS, MOTOR VEH	3 590 708	4 112 889	2 185 988	263 COTTON	26 557	3 048	1 613
785 CYCLES, MOTORCYCLES ETC.	13 916	28 105	14 839	264 JUTE, OTH. TEXTL. BAST FIBR	1 901	141	79
786 TRAILERS, SEMI-TRAILER, ETC	253 713	190 284	101 233	265 VEGETABLE TEXTILE FIBRES	6 009	911	486
791 RAILWAY VEHICLES. EQUIPNT	21 547	25 569	13 620	266 SYNTHETIC FIBRES	213 635	84 654	45 358
792 AIRCRAFT, ASSOCTD. EQUIPNT	2 122	107 072	57 082	267 OTHER MAN-MADE FIBRES	66 917	11 118	5 909
793 SHIP, BOAT, FLOAT. STRUCTRS	31 036	7 961	4 289	268 WOOL, OTHER ANIMAL HAIR	24 021	14 107	7 495
800 CPL IND PLANT CHAP 90/94	55	1 516	791	269 WORN CLOTHING, TEXTL. ARTL	108 430	9 678	5 135
811 PREFABRICATED BUILDINGS	46 424	14 735	7 844	272 FERTILIZERS, CRUDE	448 609	7 143	3 816
812 PLUMBING, SANITRY, EOPT, ETC	146 482	111 726	59 552	273 STONE, SAND AND GRAVEL	6 230 207	23 881	12 772
813 LIGHTING FIXTURES ETC. NES	42 029	90 041	47 931	274 SULPHUR, UNRSTD. IRON PYRS	46 984	948	506
821 FURNITURE, CUSHIONS, ETC.	993 193	748 634	398 188	277 NATURAL ABRASIVES, NES	58 387	2 976	1 582
831 TRUNK, SUIT-CASES, BAG, ETC	8 748	28 041	14 927	278 OTHER CRUDE MINERALS	9 520 991	122 201	65 213
841 MENS, BOYS CLOTHING, X-KNIT	30 022	236 824	126 078	281 IRON ORE, CONCENTRATES	422 441	2 985	1 599
842 WOMEN, GIRL CLOTHING, XKNIT	26 449	353 248	187 964	282 FERROUS WASTE AND SCRAP	4 150 685	118 012	63 133
843 MENS, BOYS CLOTHING, KNIT	3 766	20 793	11 091	283 ALUMINIUM ORE, CONCTR. ETC	134 999	17 188	9 146
844 WOMEN, GIRLS CLOTHING, KNIT	7 786	68 116	36 140	287 ORE, CONCENTR. BASE METALS	41 076	20 555	10 935
845 OTHR. TEXTILE APPAREL, NES	18 106	172 001	91 430	288 NON-FERROUS WASTE, SCRAP	1 888 759	502 186	267 141
846 CLOTHING ACCESSRS, FABRIC	6 877	50 954	27 112	289 PREC. METAL DRES. CONCTR	3 186	31 437	16 710
848 CLOTHING, NONTEXTL; HEADGEAR	7 982	54 139	28 741	291 CRUDE ANIMAL MATERLS. NES	1 074 099	79 458	42 384
851 FOOTWEAR	20 372	121 172	64 246	292 RESIDUE VEG. MATERIALS, NES	3 950 410	2 197 809	1 171 126
871 OPTICAL INSTRUMENTS, NES	624	18 285	9 706	321 COAL, NOT AGGLOMERATED	358 025	2 067	1 108
872 MEDICAL INSTRUMENTS NES	15 128	98 612	52 616	322 BRIQUETTES, LIGNITE, PEAT	984 581	10 777	5 717
873 METERS, COUNTERS, NES	7 589	77 933	41 471	325 COKE, SEMI-COKE, RET. CARBN	1 057 239	19 361	10 371
874 MEASURE, CONTROL INSTRMNT	28 521	421 695	224 529	333 PETROLEUM OILS, CRUDE	263 640	6 227	3 296
881 PHOTOGRAPH APPAR. ETC. NES	8 815	80 251	42 775	334 PETROLEUM PRODUCTS	175 329 867	5 806 364	3 090 884
882 PHOTO. CINEMATOGPH. SUPPL	57 587	145 357	77 213	335 RESIDUAL PETROL. PRODUCTS	11 195 607	407 745	215 929
883 CINE. FILM EXPOSD. DEVELOP	43	418	224	342 LIQUEFIED PROPANE, BUTANE	2 399 328	64 893	34 679
884 OPTICAL GOODS NES	1 052	44 521	23 731	344 PETROLEUM GASES, NES	836 079	35 397	18 863
885 WATCHES AND CLOCKS	3 865	36 302	19 353	351 ELECTRIC CURRENT, MWH	49 765	3 154	1 791
891 ARMS AND AMMUNITION	3 219	8 973	4 778	411 ANIMAL OILS AND FATS	280 931	21 468	11 430
892 PRINTED MATTER	274 985	300 334	159 967	421 FIXED VEG. FAT, OILS, SOFT	1 820 532	174 763	93 339
893 ARTICLES, NES, OF PLASTICS	655 768	595 158	316 467	422 FIXED VEG. FAT, OILS, OTHER	669 944	82 001	43 684
894 BABY CARRIAGE, TOYS, GAMES	55 610	92 800	49 384	431 ANIMAL, VEG. FATS, OILS, NES	1 299 391	126 877	67 532
895 OFFICE, STATIONERY SUPPLS	20 700	49 802	26 469	511 HYDROCARBONS, NES, DERIVTS	12 263 990	1 280 565	679 454
896 WORKS OF ART, ANTIQUE ETC	893	53 240	28 250	512 ALCOHOL, PHENOL, ETC. DERIV	7 409 592	432 295	229 654
897 GOLD, SILVERWARE, JEWEL NES	581	68 410	36 348	513 CARBOXYLIC ACIDS, DERIVTS	1 474 837	262 531	139 646
898 MUSICAL INSTRUMENTS, ETC.	28 967	115 084	61 431	514 NITROGEN-FUNCT. COMPOUNDS	821 171	195 724	104 376
899 MISC MANUFACTRD GOODS NES	52 520	79 182	42 133	515 ORGANO-INORGANIC COMPNDS	333 847	122 054	65 032
941 COMPL IND PLANT CHAPT 99	64	568	296	516 OTHER ORGANIC CHEMICALS	5 343 725	491 206	260 732
961 COIN NONGOLD NONCURRENT	2	133	69	522 INORGANIC CHEM. ELEMENTS	5 623 890	327 273	174 138
971 GOLD, NONMONTARY EXCL DRES	874	46 214	24 685	523 METAL, SALTS, INORGAN. ACID	1 730 969	86 136	45 830
972	14	36 709	19 628	524 OTHER CHEMICAL COMPOUNDS	390 459	58 226	31 079
NETHERLANDS				525 RADIO-ACTIVE MATERIALS	1 119	91 983	48 109
IMPORTS				531 SYNTH. COLOURS, LAKES, ETC.	16 954	25 773	13 742
001 LIVE ANIMALS	1 108 601	332 620	176 029	532 DYEING, TANNING MATERIALS	5 426	5 889	3 111
011 BOVINE MEAT	376 761	266 925	142 304	533 PIGMENTS, PAINTS, ETC.	1 533 337	352 760	187 631
012 OTHER MEAT, MEAT OFFAL	4 799 194	1 883 992	1 002 696	541 MEDICINES, ETC. EXC. GRP542	27 350	170 815	90 587
016 MEAT, ED. OFFL, DRY, SLT, SMK	7 184	11 651	6 201	542 MEDICAMENTS	29 539	132 121	70 485
021 MEAT, OFFL, PRPDD, PRSVD, NES	219 116	123 497	65 788	551 ESSENT. OIL, PERFUME, FLAVR	28 000	62 908	33 524
022 MILK AND CREAM	1 086 450	221 471	117 898	552 PERFUMERY, COSMETICS, ETC.	56 377	51 418	27 370
023 BUTTER, OTHER FAT OF MILK	587 418	414 482	220 705	554 SOAP, CLEANERS, POLISH, ETC	572 131	107 897	57 605
024 CHEESE AND CURD	1 697 348	1 259 677	670 847	562 FERTILIZER, EXCEPT GRP272	12 964 998	314 044	168 238
025 EGGS, BIRDS, YOLKS, ALBUMIN	2 765 049	559 810	299 404	571 POLYMERS OF ETHYLENE	2 326 426	410 539	218 422
034 FISH, FRESH, CHILLED, FROZEN	267 216	112 733	60 335	572 POLYMERS OF STYRENE	1 311 667	410 103	218 214
035 FISH, DRIED, SALTED, SMOKED	96 555	37 622	20 073	573 POLYMERS, VINYL CHLORIDE	1 329 491	291 417	154 934
036 CRUSTACEANS, MOLLUSCS ETC	33 380	22 970	12 283	574 POLYACETAL, POLYCARBONATE	1 462 941	698 905	371 551
037 FISH ETC, PREPD, PRSVD, NES	136 699	80 932	43 295	575 OTH. PLASTIC, PRIMARY FORM	2 975 601	738 635	393 146
041 WHEAT, MESLIN, UNMILLED	1 327 894	54 122	28 753	576 PLASTIC WASTE, SCRAP ETC	175 589	26 076	13 953
042 RICE	18 472	3 512	1 873	581 PLASTIC TUBE, PIPE, HOSE	84 446	77 220	41 007
043 BARLEY, UNMILLED	121 092	5 082	2 645	582 PLASTIC PLATE, SHEETS, ETC	963 995	566 655	301 250
044 MAIZE UNMILLED	39 316	1 776	950	583 MONOFILAMENT OF PLASTICS	10 731	7 640	4 050
045 OTHER CEREALS, UNMILLED	176 465	7 336	3 888	589 INSECTICIDES, ETC.	86 264	58 813	31 350
046 MEAL, FLOUR OF WHEAT, MSIN	162 844	8 890	4 712	592 STARCHES, INULIN, ETC.	1 488 187	242 226	128 597
047 OTHER CEREAL MEAL, FLOURS	84 531	5 092	2 707	593 EXPLOSIVES, PYROTECHNICS	3 616	10 088	5 410
048 CEREAL PREPARATIONS	949 342	201 916	107 292	597 PREPRD ADDITIVES, LIQUIDS	284 810	77 782	41 287
054 VEGETABLES	13 898 276	1 683 038	885 220	598 MISC. CHEMICAL PRODTS. NES	4 059 891	448 915	238 546
056 VEGETABLES, PRPDD, PRSVD, NES	3 873 656	644 603	344 175	611 LEATHER	24 122	47 718	25 428
057 FRUIT, NUTS EXCL. OIL NUTS	713 331	86 194	45 521	612 MANUFACT. LEATHER ETC. NES	3 132	5 627	2 996
058 FRUIT, PRESERVED, PREPARED	615 717	120 216	63 925	613 FURSKINS, TANNED, DRESSED	77 330	43 944	23 419
059 FRUIT, VEGETABLE JUICES	123 657	46 260	24 433	621 MATERIALS OF RUBBER	380 872	256 606	136 410
061 SUGARS, MOLASSES, HONEY	2 009 880	143 268	76 113	625 RUBBER TYRES, TUBES, ETC.	40 606	61 937	32 997
062 SUGAR CONFECTIONERY	232 764	102 576	54 456	629 ARTICLES OF RUBBER, NES	3 943	2 955	1 576
071 COFFEE, COFFEE SUBSTITUTE	15 976	15 397	8 166	633 CORK MANUFACTURES	208 775	25 679	13 642
072 COCOA	456 305	222 754	119 205	634 VENEERS, PLYWOOD, ETC.	567 735	104 399	55 503
073 CHOCOLATE, OTH. COCOA PREP	529 122	249 223	132 537	635 WOOD MANUFACTURES, NES	5 994 762	914 425	486 373
074 TEA AND MATE	28 040	8 799	4 665	641 PAPER AND PAPERBOARD	1 057 250	301 525	160 702
075 SPICES	15 336	5 651	3 001	642 PAPER, PAPERBOARD, CUT ETC	518 366	430 622	229 075
081 ANIMAL FEED STUFF	11 315 840	659 583	351 968	651 TEXTILE YARN	49 432	91 531	48 725
091 MARGARINE AND SHORTENING	61 467	11 754	6 275	652 COTTON FABRICS, WOVEN	60 357	129 814	69 274
098 EDIBLE PROD. PREPRTNS, NES	683 631	232 901	124 073	653 FABRICS, MAN-MADE FIBRES	47 110	100 222	53 487
111 NON-ALCOHOL. BEVERAGE, NES	1 511 392	58 768	31 005	654 OTH. TEXTILE FABRIC, WOVEN	28 014	55 324	29 430
112 ALCOHOLIC BEVERAGES	153 961	34 984	18 634	655 KNIT, CROCHET, FABRIC NES	12 544	20 483	10 904
121 TOBACCO, UNMANUFACTURED	8 666	4 307	2 289	656 TULLE, LACE, EMBROIDRY, ETC	240 772	260 923	138 759
122 TOBACCO, MANUFACTURED	106 737	137 757	73 254	657 SPECIAL YARN, TXTL. FABRIC	41 758	51 086	27 170
211 HIDES, SKINS (EX. FURS), RAW	181 654	47 931	25 592	658 TEXTILE ARTICLES NES	538 874	274 521	146 353
212 FURSKINS, RAW	684	9 013	5 018	659 FLOOR COVERINGS, ETC.	1 963 238	58 404	30 948
222 OILSEED (SFT. FIX VEG. OIL)	116 022	11 944	6 363	661 LIME, CEMENT, CONSTR. MATRL	5 946 492	208 913	110 821
223 OILSEED (OTH. FIX. VEG. OIL)	26 350	3 814	2 038	662 CLAY, REFRCT. CONSTR. MATRL	3 060 078	165 580	88 046
231 NATURAL RUBBER, ETC.	1 718	632	334	663 MINERAL MANUFACTURES, NES	811 133	97 421	51 813
232 SYNTHETIC RUBBER, ETC.	522 193	133 959	71 247	664 GLASS	1 003 605	85 540	45 641
244 CORK, NATURAL, RAW; WASTE	923	781	420	665 GLASSWARE	69 322	39 222	20 931
				666 POTTERY			
				667 PEARLS, PRECIOUS STONES			
				671 PIG IRON, SPIEGELEISN, ETC	133 334	5 110	2 707

7 IMPORTS AND EXPORTS (SPECIAL TRADE) BY COUNTRIES OF PRODUCTION AND CONSUMPTION AND BY GROUPS OF THE SITC-REV. III 1989

GROUP DESCRIPTION	DT = 100 KG	1 000 DM	1 000 \$	GROUP DESCRIPTION	DT = 100 KG	1 000 DM	1 000 \$
672 INGOTS ETC. IRON OR STEEL	2 106 761	136 014	71 894	884 BABY CARRIAGE, TOYS, GAMES	80 941	103 904	55 295
673 FLAT-ROLLED IRON ETC.	5 130 547	429 928	227 952	895 OFFICE, STATIONERY SUPPLS	19 900	35 477	18 972
674 FLAT-ROLLED PLATED IRON	838 894	129 407	68 907	896 WORKS OF ART, ANTIQUE ETC	1 967	29 615	15 813
675 FLAT-ROLLED, ALLOY STEEL	72 225	34 709	18 433	897 GOLD, SILVERWARE, JEWEL NES	1 386	17 343	9 227
676 IRON, STL. BAR, SHAPES ETC.	3 074 544	270 332	143 808	898 MUSICAL INSTRUMENTS, ETC.	112 456	292 216	155 875
677 RAILWAY TRACK IRON, STEEL	13 046	1 714	921	899 MISC MANUFACTRD GOODS NES	123 279	155 611	82 797
678 WIRE OF IRON OR STEEL	214 497	25 971	13 797	961 COIN NONGOLD NONCURRENT	19	2 390	1 264
679 TUBES, PIPES, ETC. IRON, STL	1 255 182	213 422	113 660	971 GOLD, NONMONTY EXCL DRES	391	31 331	16 680
681 SILVER, PLATINUM, ETC.	853	79 367	42 172	972		412	219
682 COPPER	173 497	99 245	52 782				
683 NICKEL	1 013	3 766	2 004	EXPORTS	543 314 085	54 395 270	28 952 473
684 ALUMINIUM	1 347 251	754 946	401 211	001 LIVE ANIMALS	488 407	176 378	93 826
685 LEAD	157 247	23 075	12 272	011 BOVINE MEAT	27 454	19 571	10 369
686 ZINC	509 672	170 181	90 659	012 OTHER MEAT, MEAT OFFAL	258 572	82 201	43 715
687 TIN	16 236	26 202	13 947	016 MEAT, ED. OFFL, DRY, SLT, SMK	3 288	3 504	1 858
689 MISC. NON-FERR. BASE METAL	13 666	12 376	6 598	017 MEAT, OFFL, PRPD, PRSVD, NES	102 112	70 743	37 614
691 METALLIC STRUCTURES NES	1 203 144	345 724	184 356	022 MILK AND CREAM	7 342 220	1 100 095	584 557
692 CONTAINERS, STORAGE, TRNSP	104 221	78 212	41 692	023 BUTTER, OTHER FAT OF MILK	107 505	79 628	41 892
693 WIRE PRODUCTS EXCL. ELECT	838 140	70 868	37 770	024 CHEESE AND CURD	145 507	70 054	37 371
694 NAILS, SCREWS, NUTS, ETC.	200 787	66 022	35 071	025 EGGS, BIRDS, YOLKS, ALBUMIN	46 761	14 611	7 750
695 TOOLS	138 882	163 878	87 062	034 FISH, FRESH, CHILLED, FROZN	181 361	48 817	26 004
696 CUTLERY	3 560	14 088	7 505	035 FISH, DRIED, SALTED, SMOKED	2 907	679	359
697 HOUSEHOLD EQUIPMENT, NES	54 428	55 174	29 541	036 CRUSTACEANS, MOLLUSCS ETC	76 626	25 483	13 433
699 MANUFACTS. BASE METAL, NES	483 471	333 033	177 218	037 FISH ETC. PRPD, PRSVD, NES	83 932	60 531	32 281
711 STEAM GENER. BOILERS, ETC.	14 758	9 966	5 289	041 WHEAT, MESLIN, UNMILLED	4 429 998	192 116	102 139
712 STEAM TURBINES	5 798	31 311	16 730	042 RICE	23 457	3 035	1 625
713 INTRNL COMBUS PSTN ENGINE	51 523	88 700	47 391	043 BARLEY, UNMILLED	424 280	16 092	8 744
714 ENGINES, MOTORS NON-ELECT	4 743	107 545	57 227	044 MAIZE UNMILLED	639 243	25 296	13 707
716 ROTATING ELECTRIC PLANT	43 652	82 006	43 468	045 OTHER CEREALS, UNMILLED	336 013	14 393	7 558
718 OTH. POWR. GENRTNG MACHNRY	17 932	23 940	12 770	046 MEAL, FLOUR OF WHEAT, MSLN	749 706	45 513	24 243
721 AGRIC. MACHINES, EX. TRACTR	140 681	143 118	76 104	047 OTHER CEREAL MEAL, FLOURS	128 142	7 816	4 157
722 TRACTORS	11 595	6 917	3 678	048 CEREAL PREPARATIONS	551 386	149 743	79 774
723 CIVIL ENGINEERING EQUIPT	138 706	93 620	49 792	054 VEGETABLES	5 129 487	108 404	57 764
724 TEXTILE, LEATHER MACHINES	45 964	85 929	45 746	056 VEGETABLES, PRPD, PRSVD, NES	315 292	67 606	36 090
725 PAPER, PULP MILL MACHINES	41 247	49 069	26 194	057 FRUIT, NUTS EXCL. OIL NUTS	294 450	47 717	25 293
726 PRINTNG, BOOKBINDING MACHS	38 583	93 219	49 716	058 FRUIT, PRESERVED, PREPARED	215 316	48 347	25 769
727 FOOD-PROCESS. MCH. NON DOM	30 725	84 664	45 036	059 FRUIT, VEGETABLE JUICES	1 119 679	136 746	72 608
728 OTH. MACH. PTS. SPCL INDUST	140 525	316 996	158 647	061 SUGARS, MOLASSES, HONEY	1 111 654	106 473	56 942
731 METAL REMOVAL WORK TOOLS	14 647	31 654	17 077	062 SUGAR CONFECTIONERY	134 427	54 268	28 865
733 MACH-TOOLS, METAL-WORKING	23 396	41 055	21 914	071 COFFEE, COFFEE SUBSTITUTE	154 371	128 125	68 200
735 PARTS, NES, FOR MACH-TOOLS	42 424	57 111	30 485	072 COCOA	125 092	32 302	17 203
737 METALWORKING MACHNRY NES	54 896	57 292	30 497	073 CHOCOLATE, OTH. COCOA PREP	193 301	107 675	57 530
741 HEATING, COOLNG EQUIP, PART	80 059	161 853	85 944	074 TEA AND MATE	5 062	3 786	2 010
742 PUMPS FOR LIQUIDS, PARTS	44 708	78 823	41 951	075 SPICES	11 819	10 399	5 499
743 PUMPS NES, CENTRIFUGS ETC	71 061	142 949	76 008	081 ANIMAL FEED STUFF	14 583 742	462 904	247 836
744 MECHANICAL HANDLING EQUIP	158 537	206 138	109 893	091 MARGARINE AND SHORTENING	83 395	13 731	7 329
745 OTH. NONELEC MCH, TOOL, NES	66 234	167 021	88 939	098 EDIBLE PROD. PREPRTNS, NES	496 708	132 936	70 685
746 BALL OR ROLLER BEARINGS	64 911	79 582	42 407	111 NON-ALCOHOL. BEVERAGE, NES	75 892 797	46 803	24 945
747 TAPS, COCKS, VALVES, ETC.	45 015	112 511	59 901	112 ALCOHOLIC BEVERAGES	430 999	123 321	65 453
748 TRANSMISSIONS SHAFTS ETC	74 761	54 577	29 083	121 TOBACCO, UNMANUFACTURED	26 964	10 661	5 722
749 NON-ELECT MACH. PARTS, ETC	35 987	61 131	32 616	122 TOBACCO, MANUFACTURED	44 039	71 642	37 992
751 OFFICE MACHINES	42 097	267 392	141 569	111 HIDES, SKINS (EX. FURS), RAW	246 983	85 624	45 614
752 AUTOMATC. DATA PROC. EQUIP	33 567	523 920	280 256	212 FURSKINS, RAW	301	5 115	2 835
759 PARTS, FOR OFFICE MACHINES	42 261	570 773	302 966	222 DILSEED (SFT. FIX VEG. OIL)	899 743	84 291	44 145
761 TELEVISION RECEIVERS ETC	58 058	166 594	88 158	223 OILSEED (OTH. FIX. VEG. OIL)	38 891	4 553	2 421
762 RADIO-BROADCAST RECEIVER	18 639	60 456	32 335	231 NATURAL RUBBER, ETC.	5 619	1 289	683
763 SOUND RECORDER, PHONOGRPH	14 966	99 896	53 048	232 SYNTHETIC RUBBER, ETC.	347 865	55 315	29 370
764 TELECOMM. EQUIP. PARTS NES	56 030	271 759	144 773	245 FUEL WOOD, WOOD CHARCOAL	9 000	1 124	596
771 ELECT POWER MACHNRY, PARTS	31 349	69 177	36 829	246 WOOD IN CHIPS, PARTICLES	1 401 419	18 011	9 598
772 ELEC. SWITCH, RELAY, CIRCUIT	42 844	325 256	172 985	247 WOOD ROUGH, ROUGH SQUARED	861 678	13 112	6 978
773 ELECTR DISTRIB. EQPT NES	74 570	66 535	35 274	248 WOOD, SIMPLY WORKED	1 966 666	124 702	66 285
774 ELECTRO-MEDCL. XRAY EQUIP	11 230	198 183	105 562	251 PULP AND WASTE PAPER	4 165 707	106 455	56 638
775 DOM. ELEC. NON-ELEC. EQUIPT	160 775	247 606	130 975	261 SILK	50	71	37
776 TRANSISTORS, VALVES, ETC.	76 548	568 898	301 226	263 COTTON	65 455	13 145	7 030
778 ELECTRIC, MACH. APPART. NES	997 703	571 242	303 938	264 JUTE, OTH. TEXTL. BAST FIBR	2 191	76	40
781 PASS. MOTOR VEHCLS. EX. BUS	126 099	225 407	124 100	265 VEGETABLE TEXTILE FIBRES	1 575	367	195
782 GOODS, SPCL TRANSPORT VEH	262 056	399 255	215 202	266 SYNTHETIC FIBRES	124 241	48 304	25 552
783 ROAD MOTOR VEHICLES NES	18 743	30 819	16 431	267 OTHER MAN-MADE FIBRES	85 759	20 766	11 101
784 PARTS, TRACTORS, MOTOR VEH	501 283	351 046	186 618	268 WOOL, OTHER ANIMAL HAIR	4 181	3 759	2 003
785 CYCLES, MOTORCYCLES ETC.	76 722	126 916	67 437	269 WORN CLOTHING, TEXTL. ARTL	539 919	33 362	17 763
786 TRAILERS, SEMI-TRAILR, ETC	165 233	96 719	51 416	272 FERTILIZERS, CRUDE	159 957	3 657	1 936
791 RAILWAY VEHICLES, EQUIPNT	21 756	41 758	22 023	273 STONE, SAND AND GRAVEL	178 196 279	237 755	126 114
792 AIRCRAFT, ASSOC'D. EQUIPNT	6 268	187 825	100 599	274 SULPHUR, UNRSTD. IRON PYRS	1 733 150	35 268	18 690
793 SHIP, BOAT, FLOAT, STRUCTRS	222 970	115 899	61 756	277 NATURAL ABRASIVES, NES	3 256 526	7 171	3 789
811 PREFABRICATED BUILDINGS	223 695	61 422	32 503	278 OTHER CRUDE MINERALS	45 998 228	120 565	64 080
812 PLUMBNG, SANITRY, EQPT, ETC	158 887	67 003	35 649	281 IRON ORE, CONCENTRATES	10 012	267	137
813 LIGHTNG FIXTURES ETC. NES	38 724	83 644	44 601	282 FERROUS WASTE AND SCRAP	9 983 760	254 746	134 895
821 FURNITURE, CUSHIONS, ETC.	458 542	408 894	218 067	285 ALUMINIUM ORE, CONCTR. ETC	61 668	4 077	2 169
831 TRUNK, SUIT-CASES, BAG, ETC	23 823	47 065	25 052	287 ORE, CONCENTR. BASE METALS	266 478	25 473	13 429
841 MENS, BOYS CLOTHING, X-KNIT	19 780	100 393	53 428	288 NON-FERROUS WASTE, SCRAP	1 050 571	229 543	122 400
842 WOMEN, GIRL CLOTHING, XKNIT	37 208	279 803	148 917	289 PREC. METAL ORES, CONCTRYS	460	1 403	754
843 MENS, BOYS CLOTHING, KNIT	2 985	14 313	7 537	291 CRUDE ANIMAL MATERLS. NES	143 715	26 494	14 118
844 WOMEN, GIRLS CLOTHING, KNIT	10 557	47 167	25 115	292 CRUDE VEG. MATERIALS, NES	232 626	121 170	64 902
845 OTHR. TEXTILE APPAREL, NES	40 981	202 571	107 912	321 COAL, NOT AGGLOMERATED	7 039 249	86 235	45 822
846 CLOTHING ACCESSRS, FABRIC	7 482	27 872	14 886	322 BRIQUETTES, LIGNITE, PEAT	12 506 224	78 771	41 829
848 CLOTHING, NONTEXTL; HEADGEAR	17 173	49 295	26 208	325 COKE, SEMI-COKE, RET. CARBN	981 304	20 346	10 842
851 FOOTWEAR	45 142	137 714	73 156	334 PETROLEUM PRODUCTS	7 873 285	259 913	137 707
871 OPTICAL INSTRUMENTS, NES	983	38 819	20 654	335 RESIDUAL PETROL. PRODUCTS	4 740 963	165 548	88 132
872 MEDICAL INSTRUMENTS NES	21 255	152 380	81 489	342 LIQUEFIED PROPANE, BUTANE	1 674 620	42 339	22 593
873 METERS, COUNTERS, NES	4 790	11 934	6 358	344 PETROLEUM GASES, NES			
874 MEASURE, CONTROL INSTRMNT	20 156	324 056	172 322	351 ELECTRIC CURRENT, MWH	21 600	986	534
881 PHOTOGRAPH APPAR. ETC. NES	3 665	47 001	25 016	411 ANIMAL OILS AND FATS	1 295 620	89 146	47 453
882 PHOTO. CINEMATOPRPH. SUPPL	85 440	237 141	125 881	421 FIXED VEG. FAT, OILS, SOFT	4 223 211	340 675	181 080
883 CINE. FILM EXPOS. DEVELPD	31	595	313	422 FIXED VEG. FAT, OILS, OTHER	278 388	37 767	20 289
884 OPTICAL GOODS NES	684	31 420	16 678	431 ANIMAL, VEG. FATS, OILS, NES	1 545 433	139 753	74 413
885 WATCHES AND CLOCKS	3 323	22 776	12 120	511 HYDROCARBONS, NES, DERIVTS	6 290 609	473 579	252 561
891 ARMS AND AMMUNITION	5 909	17 338	9 366	512 ALCOHOL, PHENOL, ETC. DERIV	3 248 757	524 246	278 765
892 PRINTED MATTER	240 317	189 899	101 409	513 CARBOXYLIC ACIDS, DERIVTS	2 256 299	386 120	205 433
893 ARTICLES, NES, OF PLASTICS	909 021	603 099	321 057				

7 IMPORTS AND EXPORTS (SPECIAL TRADE) BY COUNTRIES OF PRODUCTION AND CONSUMPTION AND BY GROUPS OF THE SITC-REV. III 1989

GROUP DESCRIPTION	DT = 100 KG	1 000 DM	1 000 \$	GROUP DESCRIPTION	DT = 100 KG	1 000 DM	1 000 \$
514 NITROGEN-FUNCT. COMPOUNDS	1 109 191	891 690	472 191	733 MACH-TOOLS, METAL-WORKING	44 603	87 521	46 759
515 ORGANO-INORGANIC COMPNDS	272 096	208 763	111 754	735 PARTS, NES, FOR MACH-TOOLS	73 194	113 954	60 782
516 OTHER ORGANIC CHEMICALS	3 181 577	404 147	215 378	737 METALWORKING MACHNRY NES	85 629	105 326	56 227
522 INORGANIC CHEM. ELEMENTS	8 548 709	294 940	156 988	741 HEATING, COOLING EQUIP, PART			
523 METAL, SALTS, INORGAN. ACID	2 594 947	152 995	81 295	742 PUMPS, OR LIQUIDS, PARTS	70 451	258 480	137 516
524 OTHER CHEMICAL COMPOUNDS	146 115	99 607	53 071	743 PUMPS NES, CENTRIFUGS ETC	173 225	419 211	223 295
525 RADIO-ACTIVE MATERIALS	211	5 625	3 008	744 MECHANICAL HANDLING EQUIP	367 380	449 569	239 301
531 SYNTH. COLOURS, LAKES, ETC.	64 777	114 208	60 727	745 OTH. NONELEC MCH. TOOL, NES	190 656	469 923	250 552
532 DYEING, TANNING MATERIALS	51 345	10 661	5 686	746 BALL OR ROLLER BEARINGS	29 019	77 321	41 208
533 PIGMENTS, PAINTS, ETC.	1 543 382	436 893	232 177	747 TAPS, COCKS, VALVES, ETC.	125 472	393 111	209 087
541 MEDICINES, ETC. EXC. GRP542	27 355	162 399	86 475	748 TRANSMISSIONS SHAFTS ETC	150 329	273 110	145 444
542 MEDICAMENTS	51 790	221 870	118 059	749 NON-ELECT. MACH. PARTS, ETC	98 745	222 427	118 445
551 ESSNTL. OIL, PERFUME, FLAVR	11 856	26 284	14 029	751 OFFICE MACHINES	52 665	278 418	148 226
553 PERFUMERY, COSMETICS, ETC.	141 186	144 037	76 724	752 AUTOMATC. DATA PROC. EQUIP	61 568	1 164 130	619 730
554 SOAP, CLEANERS, POLISH, ETC	817 376	182 691	97 142	759 PARTS, FOR OFFICE MACHINS	62 732	823 920	438 991
562 FERTILIZER, EXCEPT GRP272	3 561 811	80 907	42 668	761 TELEVISION RECEIVERS ETC	86 789	328 900	175 614
571 POLYMERS OF ETHYLENE	704 382	139 129	74 042	762 RADIO-BROADCAST RECEIVER	12 038	64 673	34 355
572 POLYMERS OF STYRENE	594 743	159 127	89 905	763 SOUND RECORDER, PHONOGRPH	8 900	73 873	39 313
573 POLYMERS VINYL CHLORIDE	745 378	159 108	84 602	764 TELECOMM. EQUIP. PARTS NES	57 430	501 888	266 855
574 POLYACETAL, POLYCARBONATE	441 130	186 795	99 377	771 ELECT. POWER MACHNRY PARTS	84 272	151 554	85 985
575 OTH. PLASTIC, PRIMARY FORM	1 465 134	440 485	234 458	772 ELECT. SWITCH, RELAY, CIRCUT	159 939	771 181	410 480
579 PLASTIC WASTE, SCRAP ETC	333 197	26 155	13 919	773 ELECTR. DISTRIB. EQPT NES	318 523	323 013	171 659
581 PLASTIC TUBE, PIPE, HOSE	177 319	117 851	62 531	774 ELECTRO-MEDCL. XRAY EQUIP	12 067	191 081	102 029
582 PLASTIC PLATE, SHEETS, ETC	1 234 087	679 913	361 819	775 DOM. ELEC. NON-ELEC. EQUIPT	571 162	746 147	397 564
583 MONOFILAMENT OF PLASTICS	128 781	94 245	50 124	776 TRANSISTORS, VALVES, ETC.	19 067	273 197	145 419
591 INSECTICIDES, ETC.	157 613	108 601	57 657	778 ELECTRIC MACH. APPART. NES	317 041	683 860	364 412
592 STARCHES, INULIN, ETC.	1 008 881	144 256	76 829	781 PASS. MOTOR VEHCLS. EX. BUS	1 387 387	2 306 529	1 231 455
593 EXPLOSIVES, PYRTECHNICS	4 526	10 074	5 433	782 GOODS, SPCL. TRANSPORT VEH	590 745	681 996	362 798
597 PREPRD. ADDITIVES, LIQUIDS	139 395	48 177	25 707	783 ROAD MOTOR VEHICLES NES	97 680	139 651	74 186
598 MISC. CHEMICAL PRODS. NES	4 365 631	488 912	259 880	784 PARTS, TRACTORS, MOTOR VEH	948 763	1 150 493	612 421
600 CPL. IND. PLANT CHAP 69-76	101	115	62	785 CYCLES, MOTORCYCLES ETC.	67 210	122 206	65 054
611 LEATHER	48 090	72 083	38 401	786 TRAILERS, SEMI-TRAILER, ETC	462 309	360 527	202 571
612 MANUFACT. LEATHER ETC. NES	2 587	9 294	4 949	791 RAILWAY VEHICLES, EQUIPNT	88 539	219 670	117 070
613 FURSKINS, TANNED, DRESSED	272	5 123	2 762	792 AIRCRAFT, ASSOCTD. EQUIPNT	4 030	345 870	184 464
621 MATERIALS OF RUBBER	332 457	160 091	85 186	793 SHIP, BOAT, FLOAT, STRUCTRS	341 300	83 475	44 463
625 RUBBER TYRES, TUBES, ETC.	428 807	276 227	146 980	800 CPL. IND. PLANT CHAP 90/94	1	85	47
629 ARTICLES OF RUBBER, NES	59 373	113 552	60 401	811 PREFABRICATED BUILDINGS	60 503	22 069	11 730
633 CORK MANUFACTURES	1 278	1 829	969	812 PLUMBING, SANITRY, EQPT, ETC	122 458	179 595	95 501
634 VENEERS, PLYWOOD, ETC.	2 069 909	205 371	109 243	813 LIGHTING FIXTURES ETC. NES	115 318	214 263	114 286
635 WOOD MANUFACTURES, NES	499 734	108 126	57 509	821 FURNITURE, CUSHIONS, ETC.	1 760 838	1 312 461	698 641
641 PAPER AND PAPERBOARD	5 626 868	1 016 673	540 710	831 TRUNK, SUIT-CASES, BAG, ETC	20 594	42 668	22 747
642 PAPER, PAPERBOARD, CUT ETC	2 700 947	883 775	470 239	841 MENS, BOYS CLOTHING, X-KNIT	81 666	554 010	294 846
651 TEXTILE YARN	607 369	515 466	274 399	842 WOMEN, GIRL CLOTHING, XKNIT	86 870	901 328	479 089
652 COTTON FABRICS, WOVEN	160 822	238 646	127 077	843 MENS, BOYS CLOTHING, KNIT	5 151	25 756	13 694
653 FABRICS, MAN-MADE FIBRES	213 447	474 870	252 829	844 WOMEN, GIRLS CLOTHING, KNIT	20 665	146 151	77 674
654 OTH. TEXTILE FABRIC, WOVEN	47 979	87 279	46 379	845 OTHR. TEXTILE APPAREL, NES	43 486	305 915	162 699
655 KNIT, CROCHET, FABRIC NES	54 909	116 623	62 037	846 CLOTHING ACCESSRS, FABRIC	15 905	111 186	59 168
656 TULLE, LACE, EMBROIDRY, ETC	10 615	40 058	21 277	848 CLOTHING, NONTEXTL; HEADGEAR	15 277	71 447	37 977
657 SPECIAL YARN, TEXTL. FABRIC	241 830	264 849	140 923	851 FOOTWEAR	53 621	230 107	122 164
658 TEXTILE ARTICLES NES	116 830	173 225	92 315	871 OPTICAL INSTRUMENTS, NES	1 238	43 695	23 297
659 FLOOR COVERINGS, ETC.	205 473	190 791	101 564	872 MEDICAL INSTRUMENTS NES	31 888	170 595	91 037
661 LIME, CEMENT, CONSTR. M. TRL	19 534 087	263 016	139 772	873 METERS, COUNTERS, NES	14 453	72 770	38 689
662 CLAY, REFRACT. CONSTR. M. TRL	1 329 497	117 313	62 397	874 MEASURE, CONTROL INSTRMNT	41 422	718 758	381 865
663 MINERAL MANUFACTURES, NES	6 558 346	288 090	153 169	881 PHOTOGRAPH APPAR. ETC. NES	11 687	110 905	59 114
664 GLASS	1 014 002	227 853	121 086	882 PHOTO. CINEMATOGRPH. SUPPL	78 718	148 256	78 737
665 GLASSWARE	2 155 144	215 071	114 325	883 CINE. FILM EXPOS. DEVELOPD	65	722	388
666 POTTERY	92 767	67 902	36 256	884 OPTICAL GOODS NES	1 727	115 889	61 677
667 PEARLS, PRECIOUS STONES				885 WATCHES AND CLOCKS	6 734	67 985	36 250
671 PIG IRON, SPIEGELEISN, ETC	462 072	46 290	24 493	891 ARMS AND AMMUNITION	6 250	20 418	10 931
672 INGOTS ETC. IRON OR STEEL	931 191	56 084	29 986	892 PRINTED MATTER	649 561	447 340	238 285
673 FLAT-ROLLED IRON ETC.	6 862 008	650 050	345 403	893 ARTICLES, NES, OF PLASTICS	1 377 405	1 064 583	566 342
674 FLAT-ROLLED PLATED IRON	2 547 105	373 056	198 210	894 BABY CARRIAGE, TOYS, GAMES	114 133	167 100	88 808
675 FLAT-ROLLED, ALLOY STEEL	639 025	225 753	120 020	895 OFFICE, STATIONERY SUPPLS	36 624	89 487	47 621
676 IRON, STL. BAR, SHAPES ETC	6 460 877	602 613	320 115	896 WORKS OF ART, ANTIQUE ETC	1 407	156 430	84 306
677 RAILWAY TRACK IRON, STEEL	228 469	25 557	13 579	897 GOLD, SILVERWARE, JEWEL NES	1 158	132 907	70 899
678 WIRE OF IRON OR STEEL	620 744	109 228	58 065	898 MUSICAL INSTRUMENTS, ETC.	125 448	369 691	197 021
679 TUBES, PIPES, ETC. IRON, STL	3 415 981	653 213	347 344	899 MISC. MANUFACTD. GOODS NES	111 053	182 740	97 378
681 SILVER, PLATINUM, ETC.	631	122 573	65 244	901 COMPL. IND. PLANT CHAPT 99	111	68	34
682 COPPER	606 453	450 412	239 047	961 COIN NONGOLD NONCURRENT	212	2 105	1 128
683 NICKEL	26 578	72 296	38 322	971 GOLD, NONMONTRY EXCL. DRES	19	29 834	15 890
684 ALUMINIUM	854 289	538 222	285 948	972	1 060	1 060	554
685 LEAD	48 840	11 215	5 962				
686 ZINC	152 241	52 626	28 077				
687 TIN	4 204	5 154	2 724	ITALY			
689 MISC. NON-FERR. BASE METAL	15 667	19 862	10 567	IMPORTS	107 627 933	45 189 138	24 066 294
691 METALLIC STRUCTURES NES	812 828	339 536	180 587	001 LIVE ANIMALS	1 156	1 316	700
692 CONTAINERS, STORAGE, TRANSP	735 170	301 975	160 252	011 BOVINE MEAT	48 194	31 695	16 788
693 WIRE PRODUCTS, EXCL. ELECT	658 531	114 694	60 958	012 OTHER MEAT, MEAT OFFAL	93 880	47 088	25 145
694 NAILS, SCREWS, NUTS, ETC.	340 324	237 326	126 314	016 MEAT, ED. OFFL, DRY, SLT, SMK	26 251	54 568	28 934
695 TOOLS	129 816	355 561	189 241	017 MEAT, OFFL. PRPD, PRSVD, NES	67 445	81 708	43 612
696 CUTLERY	14 070	67 327	35 794	022 MILK AND CREAM	219 274	14 493	7 663
697 HOUSEHOLD EQUIPMENT, NES	128 935	111 958	59 605	023 BUTTER, OTHER FAT OF MILK	6 189	4 258	2 257
699 MANUFACTS. BASE METAL, NES	997 983	850 131	451 860	024 CHEESE AND CURD	155 925	164 661	87 792
700 CPL. IND. PLANT (84/85/87)	17 412	57 083	30 946	025 EGGS, BIRDS, YOLKS, ALBUMIN	7 685	5 061	2 705
711 STEAM GENER. BOILERS, ETC.	12 409	9 175	4 840	034 FISH, FRESH, CHILLED, FROZN	23 666	17 615	9 434
712 STEAM TURBINES	6 940	29 301	15 544	035 FISH, DRIED, SALTED, SMOKED	7 212	199	108
713 INTNL. COMBUS. PSTN ENGIN	205 779	285 475	152 041	036 CRUSTACEANS, MOLLUSCS ETC	7 916	5 864	3 130
714 ENGINES, MOTORS NON-ELECT	2 042	108 926	57 872	037 FISH ETC. PREPD, PRSVD, NES	21 124	17 430	9 323
716 ROTATING ELECTRIC PLANT	132 120	274 071	145 886	041 WHEAT, MESLIN, UNMILLED	15 855	1 505	783
718 OTH. POWR. GENRTNG. MACHNRY	32 730	194 877	105 793	042 RICE	471 853	62 375	33 223
721 AGRIC. MACHINES, EX. TRACTR	222 359	209 759	111 504	044 MAIZE UNMILLED	59 770	3 174	1 700
722 TRACTORS	129 372	140 860	74 958	045 OTHER CEREALS, UNMILLED	2 894	973	519
723 CIVIL ENGINEERING EQUIPT	471 098	343 787	182 242	046 MEAL, FLOUR OF WHEAT, MSLN	53 183	5 606	2 988
724 TEXTILE, LEATHER MACHINES	62 091	193 268	102 888	047 OTHER CEREAL MEAL, FLOURS	18 815	1 508	795
725 PAPER, PULP MILL MACHINES	65 133	135 011	72 103	054 VEGETABLES	888 199	215 127	114 690
726 PRINTING, BOOKBINDING MACHS	109 720	405 255	217 343	055 VEGETABLES, PRPD, PRSVD, NES	5 532 676	539 323	286 005
727 FOOD-PROCESS. MCH. NON DOM	32 723	95 681	50 995	056 FRUIT, NUTS EXCL. OIL NUTS	1 782 386	273 185	146 134
728 OTH. MACH. PTS, SPCL. INDUST	259 823	686 592	366 324		7 632 179	1 174 839	619 913
731 METAL REMOVAL WORK TOOLS	40 686	130 768	69 909				

7 IMPORTS AND EXPORTS (SPECIAL TRADE) BY COUNTRIES OF PRODUCTION AND CONSUMPTION AND BY GROUPS OF THE SITC-REV. III 1989

GROUP DESCRIPTION	DT = 100 KG	1 000 DM	1 000 \$	GROUP DESCRIPTION	DT = 100 KG	1 000 DM	1 000 \$
058 FRUIT, PRESERVED, PREPARED	1 214 789	194 251	103 442	634 VENEERS, PLYWOOD, ETC.	859 960	181 915	96 854
059 FRUIT, VEGETABLE JUICES	1 200 371	175 750	93 581	635 WOOD MANUFACTURES, NES	125 780	119 596	63 669
061 SUGARS, MOLASSES, HONEY	120 280	15 979	8 497	641 PAPER AND PAPERBOARD	3 432 784	664 982	354 033
062 SUGAR CONFECTIONERY	29 552	17 360	9 178	642 PAPER, PAPERBOARD, CUT ETC	839 951	267 908	142 769
071 COFFEE, COFFEE SUBSTITUTE	26 848	29 805	15 877	651 TEXTILE YARN	667 300	749 949	398 971
072 COCOA	23 621	9 706	5 174	652 COTTON FABRICS, WOVEN	88 583	286 064	153 463
073 CHOCOLATE, OTH. COCOA PREP	136 686	75 666	40 332	653 FABRICS, MAN-MADE FIBRES	214 204	795 423	425 846
075 SPICES	1 778	1 279	688	654 OTH. TEXTILE FABRIC, WOVEN	168 616	904 700	481 042
081 ANIMAL FEED STUFF	157 721	6 017	3 194	655 KNIT, CROCHET, FABRIC, NES	104 740	264 886	141 452
081 MARGARINE AND SHORTENING	- 545	147	79	656 TULLE, LACE, EMBROIDRY, ETC	12 094	29 326	15 637
098 EDIBLE PROD. PREPRTNS, NES	357 154	149 080	79 499	657 SPECIAL YARN, TKTL FABRIC	164 541	202 943	107 995
111 NON-ALCOHOL BEVERAGE, NES	139 895	15 548	8 241	658 TEXTILE ARTICLES NES	32 473	67 408	35 950
112 ALCOHOLIC BEVERAGES	4 394 645	726 470	388 107	659 FLOOR COVERINGS, ETC.	34 934	32 617	17 424
121 TOBACCO, UNMANUFACTURED	93 951	49 797	26 562	661 LIME, CEMENT, CONSTR. MATRL	5 541 646	529 649	281 255
122 TOBACCO, MANUFACTURED	- 12	64	33	662 CLAY, REFRCT. CONSTR. MATRL	7 587 617	747 411	397 718
211 HIDES, SKINS (EX. FURS), RAW	93 665	10 892	5 784	663 MINERAL MANUFACTURES, NES	892 043	124 157	66 036
212 FURSKINS, RAW	- 5	113	58	664 GLASS	687 567	249 208	132 402
222 OILSEED (SFT. FIX VEG. OIL)	12 155	810	432	665 GLASSWARE	409 275	137 103	73 019
223 OILSEED (OTH. FIX. VEG. OIL)	681	101	53	666 POTTERY	735 518	115 051	61 343
231 NATURAL RUBBER, ETC.	1 390	590	313	667 PEARLS, PRECIOUS STONES	-	-	-
232 SYNTHETIC RUBBER, ETC.	239 238	69 954	37 235	671 PIG IRON, SPIEGELEISN, ETC	408 407	46 696	24 782
244 CORK, NATURAL, RAW, WASTE	- 494	107	56	672 INGOTS ETC. IRON OR STEEL	316 615	50 469	26 745
246 WOOD IN CHIPS, PARTICLES	111 758	2 075	1 098	673 FLAT-ROLLED IRON ETC.	2 188 426	197 111	104 981
247 WOOD ROUGH, ROUGH SQUARED	2 372	99	52	674 FLAT-ROLLED PLATED IRON	259 810	35 147	18 826
248 WOOD, SIMPLY WORKED	58 684	25 585	13 623	675 FLAT-ROLLED, ALLOY STEEL	354 125	138 171	73 167
251 PULP AND WASTE PAPER	-	-	-	676 IRON, STL, BAR, SHAPES ETC.	9 415 373	928 723	494 029
261 SILK	664	710	377	677 RAILWAY TRACK IRON, STEEL	878	288	159
263 COTTON	46 903	3 848	2 052	678 WIRE OF IRON OR STEEL	464 140	79 021	42 070
264 JUTE, OTH. TEXTL. BAST FIBR	185	67	35	679 TUBES, PIPES, ETC. IRON, STL	2 626 777	488 990	260 322
265 VEGETABLE TEXTILE FIBRES	2 589	1 354	723	681 SILVER, PLATINUM, ETC.	14	1 506	795
266 SYNTHETIC FIBRES	304 825	111 689	59 434	682 COPPER	280 281	187 164	99 427
267 OTHER MAN-MADE FIBRES	14 571	1 888	1 003	683 NICKEL	588	2 000	1 057
268 WOOL, OTHER ANIMAL HAIR	13 445	22 189	11 845	684 ALUMINIUM	573 883	356 470	189 466
269 WORN CLOTHING, TEXTL. ARTL	29 877	3 345	1 778	685 LEAD	9 318	1 684	885
272 FERTILIZERS, CRUDE	19 861	534	281	686 ZINC	99 591	35 419	18 860
273 STONE, SAND AND GRAVEL	1 612 349	45 284	24 031	689 MISC. NON-FERR. BASE METAL	25 196	18 951	10 054
274 SULPHUR, UNRSTD. IRON PYRS	30 341	3 261	1 731	691 METALLIC STRUCTURES NES	210 731	93 263	49 620
277 NATURAL ABRASIVES, NES	47 505	3 614	1 928	692 CONTAINERS, STORAGE, TRNSP	66 683	53 238	28 325
278 OTHER CRUDE MINERALS	1 250 997	54 388	28 999	693 WIRE PRODUCTS EXCL. ELECT	217 733	53 124	28 211
281 IRON ORE, CONCENTRATES	6 120	76	39	694 NAILS, SCREWS, NUTS, ETC.	687 409	312 299	166 255
282 FERROUS WASTE AND SCRAP	173 643	43 435	23 301	695 TOOLS	57 835	213 518	114 037
284 NICKEL ORES, CONCTR. MATTE	59	151	82	696 CUTLERY	14 412	49 528	26 367
285 ALUMINIUM ORES, CONCTR. ETC	2 449 337	141 062	73 857	697 HOUSEHOLD EQUIPMENT, NES	277 446	292 590	156 187
287 ORE, CONCENTR. BASE METALS	553	126	67	699 MANUFACTURES, BASE METAL, NES	724 275	549 939	292 930
288 NON-FERROUS WASTE, SCRAP	434 405	93 150	49 546	711 STEAM GENER. BOILERS, ETC.	804	1 473	790
289 PREC. METAL ORES, CONCTR.	86	749	397	712 STEAM TURBINES	1 374	4 046	2 158
291 CRUDE ANIMAL MATERIALS, NES	170 036	17 952	9 570	713 INTRNL COMBUS PSTN ENGIN	90 509	197 520	105 151
292 CRUDE VEG. MATERIALS, NES	311 558	207 031	111 426	714 ENGINES, MOTORS NON-ELECT	2 714	21 328	11 423
325 COKE, SEMI-COKE, RET. CARBN	32 186	1 012	538	716 ROTATING ELECTRIC PLANT	195 352	221 990	118 233
333 PETROLEUM OILS, CRUDE	282 810	7 999	4 231	718 OTH. POWR. GENRTNG. MACHNRY	7 510	15 310	8 154
334 PETROLEUM PRODUCTS	4 754 174	181 814	97 414	721 AGRIC. MACHINES, EX. TRACTR	160 180	117 373	62 296
335 RESIDUAL PETROL. PRODUCTS	170 040	7 018	3 756	722 TRACTORS	129 609	129 026	68 947
342 LIQUEFIED PROPANE, BUTANE	1 420	283	153	723 CIVIL ENGINEERING EQUIPT	271 294	158 306	84 245
344 ELECTRIC GASES, NES	41 985	1 838	1 047	724 TEXTILE, LEATHER MACHINES	124 683	230 234	122 848
351 ELECTRIC CURRENT, MWH	1 800	51 189	27 402	725 PAPER, PULP MILL MACHINES	49 135	95 919	51 073
411 ANIMAL OILS AND FATS	153 804	21 240	11 331	726 PRINTNG, BOOKBINDNG MACHS	35 588	103 463	55 144
421 FIXED VEG. FAT, OILS, SOFT	81 227	35 229	18 756	727 FOOD-PROCESS. MCH. NON DOM	28 311	76 879	41 132
422 FIXED VEG. FAT, OILS, OTHER	91 997	22 971	12 228	728 OTH. MACH. PTS, SPCL INDUST	259 997	516 668	275 991
431 ANIMAL, VEG. FATS, OILS, NES	363 732	32 531	17 276	731 METAL REMOVAL WORK TOOLS	64 092	193 741	103 810
511 HYDROCARBONS, NES, DERIVTS	1 181 336	125 367	66 373	733 MACH-TOOLS, METAL-WORKING	46 779	103 790	55 584
512 ALCOHOL, PHENOL, ETC. DERIV	481 388	90 624	48 137	735 PARTS, NES, FOR MACH-TOOLS	58 442	118 235	62 981
513 CARBOXYLIC ACIDS, DERIVTS	566 684	136 300	72 488	737 METALWORKING MACHNRY NES	49 494	82 825	44 181
514 NITROGEN-FUNCT. COMPOUNDS	166 385	428 627	228 181	741 HEATING, COOLING EQUIP, PART	200 613	341 181	181 366
515 ORGANO-INORGANIC COMPNDS	95 106	83 747	44 677	742 PUMPS FOR LIQUIDS, PARTS	85 913	166 202	88 325
516 OTHER ORGANIC CHEMICALS	351 037	71 368	37 979	743 PUMPS NES, CENTRIFUGS ETC	302 729	335 165	178 336
522 INORGANIC CHEM. ELEMENTS	455 482	62 773	33 498	744 MECHANICAL HANDLING EQUIP	191 410	175 372	93 443
523 METAL. SALTS, INORGAN. ACID	274 911	24 606	13 090	745 OTH. NONELEC MCH. TOOL, NES	104 140	307 206	163 358
524 OTHER CHEMICAL COMPOUNDS	66 062	55 701	29 347	746 BALL OR ROLLER BEARINGS	133 142	267 991	143 038
525 RADIO-ACTIVE MATERIALS	-	7 503	3 986	747 TAPS, COCKS, VALVES, ETC.	188 454	354 336	188 665
531 SYNTH. COLOURS, LAKES, ETC.	59 436	49 731	26 406	748 TRANSMISSIONS SHAFTS ETC	236 989	206 135	109 670
532 DYEING, TANNING MATERIALS.	33 143	7 400	3 936	749 NON-ELECT MACH. PARTS, ETC	52 065	162 504	86 549
533 PIGMENTS, PAINTS, ETC.	119 846	57 407	30 630	751 OFFICE MACHINES	12 651	69 459	36 847
541 MEDICINES, ETC. EXC. GRP542	6 845	89 779	47 805	752 AUTOMATC. DATA PROC. EQUIP	28 037	485 250	258 989
542 MEDICAMENTS	106 148	235 593	125 780	759 PARTS, FOR OFFICE MACHINS	13 219	292 259	155 938
551 ESSENT. OIL, PERFUME, FLAVR	29 478	17 620	9 396	761 TELEVISION RECEIVERS ETC	64 417	167 707	89 724
553 PERFUMERY, COSMETICS, ETC.	75 634	78 104	41 515	762 RADIO-BROADCAST RECEIVER	932	1 934	1 055
554 SOAP, CLEANERS, POLISH, ETC	251 160	46 392	24 698	763 SOUND RECORDER, PHONOGRPH	924	6 117	3 232
562 FERTILIZER, EXCEPT GRP272	3 194 476	73 185	39 447	764 TELECOMM. EQUIP. PARTS NES	46 813	175 219	93 749
571 POLYMERS OF ETHYLENE	905 549	172 815	91 784	771 ELECT POWER MACHNY, PARTS	50 317	59 634	31 767
572 POLYMERS OF STYRENE	356 826	108 043	57 392	772 ELEC. SWITCH, RELAY, CIRCUIT	47 317	271 917	144 505
573 POLYMERS, VINYL CHLORIDE	390 742	84 040	44 673	773 ELECTRO-DISTRIB. EQPT NES	167 705	145 747	77 764
574 POLYACETAL, POLYCARBONATE	390 230	151 201	80 324	774 ELECTRO-MEDCL. XRAY EQUIP	5 207	44 876	23 831
575 OTH. PLASTIC, PRIMARY FORM	1 686 179	418 208	222 539	775 DOM. ELEC. NON-ELEC. EQUIPT	880 666	764 493	407 612
579 PLASTIC WASTE, SCRAP ETC	19 779	4 621	2 448	776 TRANSISTORS, VALVES, ETC.	156 328	373 228	198 898
581 PLASTIC TUBE, PIPE, HOSE	89 961	65 950	35 042	778 ELECTRIC MACH. APPART. NES	275 753	481 242	257 102
582 PLASTIC PLATE, SHEETS, ETC	843 300	468 947	249 563	781 PASS. MOTOR VEHCLS. EX. BUS	1 263 333	1 659 671	886 233
583 MONOFILAMENT OF PLASTICS	33 711	18 791	10 011	782 GOODS, SPCL TRANSPORT VEH	330 974	330 063	176 264
591 INSECTICIDES, ETC.	11 468	21 535	11 311	783 ROAD MOTOR VEHICLES NES	31 445	30 025	16 058
592 STARCHES, INULIN, ETC.	76 155	17 943	9 548	784 PARTS, TRACTORS, MOTOR VEH	2 030 727	1 833 878	975 882
593 EXPLOSIVES, PYROTECHNICS	4 630	7 032	3 738	785 CYCLES, MOTORCYCLES ETC.	179 359	256 080	136 063
597 PREPRD ADDITIVES, LIQUIDS	52 853	17 443	9 274	786 TRAILERS, SEMI-TRAILR, ETC	116 866	54 457	28 969
598 MISC. CHEMICAL PRODS. NES	412 629	125 067	66 461	791 RAILWAY VEHICLES, EQUIPNT	4 610	3 137	1 665
611 LEATHER	116 965	627 613	334 148	792 AIRCRAFT, ASSCOTD. EQUIPNT	3 122	257 747	136 956
612 MANUFACT. LEATHER ETC. NES	1 651	7 142	3 789	793 SHIP, BOAT, FLOAT, STRUCTRS	8 060	16 961	8 925
613 FURSKINS, TANNED, DRESSED	2 310	7 012	3 705	811 PREFABRICATED BUILDINGS	19 133	7 010	3 735
621 MATERIALS OF RUBBER	176 999	127 943	68 074	812 PLUMBNG, SANITRY, EQPT. ETC	399 216	146 919	78 190
625 RUBBER TYRES, TUBES, ETC.	338 980	261 904	139 041	813 LIGHTING FIXTURES ETC. NES	153 877	307 231	163 825
629 ARTICLES OF RUBBER, NES	105 200	194 022	103 261	821 FURNITURE, CUSHIONS, ETC.	1 696 758	1 470 298	784 391
633 CORK MANUFACTURES	3 957	7 724	4 146	831 TRUNK, SUIT-CASES, BAG, ETC	41 106	229 661	122 456

7 IMPORTS AND EXPORTS (SPECIAL TRADE) BY COUNTRIES OF PRODUCTION AND CONSUMPTION AND BY GROUPS OF THE SITC-REV. III 1989

GROUP DESCRIPTION	DT = 100 KG	1 000 DM	1 000 \$	GROUP DESCRIPTION	DT = 100 KG	1 000 DM	1 000 \$
841 MENS,BOYS CLOTHNG,X-KNIT	120 726	719 962	383 585	289 PREC.METAL DRES,CONCTRYS	28	74	37
842 WOMEN,GIRL CLOTHNG,XKNIT	92 809	790 643	421 516	291 CRUDE ANIMAL MATERLS,NES	100 271	34 867	18 572
843 MENS,BOYS CLOTHNG,KNIT	26 724	133 305	71 200	292 CRUDE VEG.MATERIALS, NES	100 998	79 153	42 865
844 WOMEN,GIRLS CLOTHNG,KNIT	28 263	198 254	105 641	321 COAL,NOT AGGLOMERATED	13 223 983	128 100	67 764
845 OTHR,TEXTILE APPAREL,NES	252 092	1 844 395	982 494	322 BRIQUETTES,LIGNITE,PEAT	2 882 884	52 644	28 052
846 CLOTHING ACCESSRS,FABRIC	110 370	493 455	262 597	325 COKE,SEMI-COKE,RET,CARBON	3 056 607	72 993	38 502
848 CLOTHNG,NONXTXL;HEADGEAR	27 369	248 848	132 505	334 PETROLEUM PRODUCTS	2 578 846	71 204	37 949
851 FOOTWEAR	695 583	2 586 411	1 375 282	335 RESIDUAL PETROL.PRODUCTS	702 515	43 251	23 025
871 OPTICAL INSTRUMENTS,NES	216	2 525	1 352	342 LIQUEFIED PROPANE,BUTANE	704 418	18 912	10 132
872 MEDICAL INSTRUMENTS NES	24 641	105 628	56 351	344 PETROLEUM GASES, NES	.	.	.
873 METERS,COUNTERS,NES	9 516	14 911	7 956	351 ELECTRIC CURRENT	.	.	.
874 MEASURE,CONTROL INSTRMNT	37 149	238 559	127 491	411 ANIMAL OILS AND FATS	55 423	4 913	2 627
881 PHOTOGRAPH APPAR,ETC,NES	8 111	42 083	22 495	421 FIXED VEG.FAT,OILS, SOFT	501 357	44 236	23 571
882 PHOTO.CINEMATOGRPH.SUPPL	35 800	104 989	55 895	422 FIXED VEG.FAT,OILS,OTHER	132 256	21 226	11 294
883 CINE.FILM EXPOS,DEVELOPD	454	4 618	2 447	431 ANIMAL,VEG.FATS,OILS,NES	243 580	41 809	22 195
884 OPTICAL GOODS NES	3 767	111 504	59 442	511 HYDROCARBONS,NES,DERIVTS	1 110 357	145 864	77 617
885 WATCHES AND CLOCKS	5 124	44 572	23 713	512 ALCOHOL,PHENOL,ETC,DERIV	1 838 605	356 059	189 342
891 ARMS AND AMMUNITION	15 287	30 153	16 150	513 CARBOXYLIC ACIDS,DERIVTS	1 333 728	299 511	159 196
892 PRINTED MATTER	272 076	197 043	105 204	514 NITROGEN-FUNCT.COMPOUNDS	625 797	356 305	189 291
893 ARTICLES,NES,OF PLASTICS	572 939	426 319	226 877	515 ORGANIC-INORGANIC COMPNDS	408 148	409 099	218 256
894 BABY CARRIAGE,TOYS,GAMES	162 285	229 166	121 918	516 OTHER ORGANIC CHEMICALS	855 961	218 312	116 178
895 OFFICE,STATIONERY SUPPLS	30 831	64 498	34 306	522 INORGANIC CHEM.ELEMENTS	1 364 086	195 301	104 403
896 WORKS OF ART,ANTIQUE ETC	1 130	15 667	8 312	523 METAL.SALTS,INORGAN.ACID	981 910	107 199	57 092
897 GOLD,SILVERWARE,JEWEL NES	2 996	457 045	243 776	524 OTHER CHEMICAL COMPOUNDS	267 233	81 752	43 470
898 MUSICAL INSTRUMENTS,ETC.	31 151	87 732	46 862	525 RADIO-ACTIVE MATERIALS	37	25 107	13 356
899 MISC MANUFACTRD GOODS NES	72 959	130 633	69 644	531 SYNTH.COLOURS,LAKES,ETC.	236 944	417 571	222 115
961 COIN NONGOLD NONCURRENT	2	315	175	532 DYEING,TANNING MATERIALS	184 307	43 594	23 203
971 GOLD,NONMONTY EXCL DRES	1	884	473	533 PIGMENTS, PAINTS, ETC.	864 912	487 727	259 418
				541 MEDICINES,ETC.EXC.GRPS42	41 903	397 135	211 258
				542 MEDICAMENTS	73 576	443 406	235 774
EXPORTS	166 242 062	59 807 030	31 838 021	551 ESSNTL.OIL,PERFUME,FLAVR	21 479	53 153	28 159
001 LIVE ANIMALS	506 514	260 949	139 047	553 PERFUMERY,COSMETICS,ETC.	122 659	134 463	71 375
011 BOVINE MEAT	1 254 112	967 449	513 341	554 SOAP,CLEANERS,POLISH,ETC	744 980	218 159	115 897
012 OTHER MEAT, MEAT OFFAL	535 687	247 315	131 802	562 FERTILIZER,EXCEPT GRP272	1 884 922	84 459	45 317
016 MEAT,ED.OFFL.DRY,SLT,SMK	2 862	2 797	1 485	571 POLYMERS OF ETHYLENE	1 209 500	251 385	133 868
017 MEAT,OFFL.PRPD,PRSD,NES	13 703	11 135	5 927	572 POLYMERS OF STYRENE	845 825	247 119	131 581
022 MILK AND CREAM	12 824 017	1 647 148	874 792	573 POLYMERS,VINYL CHLORIDE	1 104 817	243 001	129 266
023 BUTTER,OTHER FAT OF MILK	147 063	107 696	57 299	574 POLYACETAL,POLYCARBONATE	974 403	422 319	224 534
024 CHEESE AND CURD	1 370 483	989 313	525 773	575 OTH.PLASTIC,PRIMARY FORM	2 827 222	986 861	524 939
025 EGGS,BIRDS,YOLKS,ALBUMIN	232 258	46 192	24 681	578 PLASTIC WASTE, SCRAP ETC	381 793	33 543	17 844
034 FISH,FRESH,CHILLED,FROZN	26 015	20 765	11 108	581 PLASTIC TUBE,PIPE,HOSE	104 331	120 269	63 840
035 FISH,DRIED,SALTED,SMOKED	1 565	3 183	1 689	582 PLASTIC PLATE,SHEETS,ETC	732 819	545 477	290 314
036 CRUSTACEANS,MOLLUSCS ETC	1 061	1 573	838	583 MONOFILAMENT OF PLASTICS	26 900	32 654	17 394
037 FISH ETC.PRPD,PRSD,NES	92 760	56 881	30 279	591 INSECTICIDES, ETC.	122 755	120 844	65 185
041 WHEAT, MESLIN, UNMILLED	2 019 840	97 189	51 834	592 STARCHES,INULIN,ETC.	328 338	127 375	67 877
042 RICE	2 632	480	251	593 EXPLOSIVES, PYROTECHNICS	25 844	22 920	12 205
043 BARLEY, UNMILLED	133 077	5 695	3 024	597 PREPRO ADDITIVES,LIQUIDS	320 158	103 620	55 387
044 MAIZE UNMILLED	2 621	417	223	598 MISC.CHEMICAL PRDCTS,NES	1 983 217	683 186	363 439
045 OTHER CEREALS, UNMILLED	97 860	4 279	2 265	600 CPL IND PLANT CHAP 69-76	3 314	13 766	7 370
046 MEAL,FLOUR OF WHEAT,MSLN	1 088	106	57	611 LEATHER	126 681	102 521	54 590
047 OTHER CEREAL MEAL,FLOURS	1 899	130	70	612 MANUFACT. LEATHER ETC,NES	1 491	8 106	4 303
048 CEREAL PREPARATIONS	445 959	170 353	90 426	613 FURSKINS,TANNED,DRESSED	863	17 375	9 197
054 VEGETABLES	654 704	47 026	25 044	621 MATERIALS OF RUBBER	93 790	78 789	41 835
056 VEGETABLES,PRPD,PRSD,NES	220 055	99 823	53 122	625 RUBBER TYRES,TUBES,ETC.	475 480	342 823	182 599
057 FRUIT,NUTS EXCL.OIL NUTS	432 125	71 824	38 162	629 ARTICLES OF RUBBER, NES	26 510	84 757	45 106
058 FRUIT,PRESERVED,PREPARED	93 826	35 684	19 015	633 CORK MANUFACTURES	752	2 457	1 305
059 FRUIT, VEGETABLE JUICES	113 695	23 824	12 641	634 VEJEERS, PLYWOOD, ETC.	637 592	80 070	42 682
061 SUGARS,MOLASSES,HONEY	202 973	33 724	17 970	635 WOOD MANUFACTURES, NES	142 517	31 728	16 868
062 SUGAR CONFECTIONERY	51 237	26 638	14 288	641 PAPER AND PAPERBOARD	4 282 501	815 674	433 605
071 COFFEE,COFFEE SUBSTITUTE	8 713	9 335	5 282	642 PAPER,PAPERBOARD,CUT ETC	799 951	348 398	185 763
072 COCOA	84 336	32 600	17 158	651 TEXTILE YARN	674 984	298 781	148 420
073 CHOCOLATE,OTH.COCOA PREP	115 668	73 588	39 280	652 COTTON FABRICS,WOVEN	218 637	901 971	155 625
074 TEA AND MATE	1 382	2 305	1 234	653 FABRICS,MAN-MADE FIBRES	149 714	368 338	195 235
075 SPICES	9 753	7 723	4 110	654 OTH.TEXTILE FABRIC,WOVEN	31 805	149 077	79 426
081 ANIMAL FEED STUFF	589 728	98 082	52 164	655 KNIT,CROCHET.FABRIC NES	31 713	71 194	38 035
091 MARGARINE AND SHORTENING	127 237	24 144	12 846	656 TULLE,LACE,EMBROIDRY,ETC	13 749	76 631	40 811
098 EDIBLE PROD,PREPRTNS,NES	183 456	91 641	48 755	657 SPECIAL YARN,TXTL.FABRIC	248 412	301 902	160 562
111 NON-ALCOHOL,BEVERAGE,NES	78 662	13 124	6 950	658 TEXTILE ARTICLES NES	56 462	84 853	45 077
112 ALCOHOLIC BEVERAGES	865 187	123 201	65 089	659 FLOOR COVERINGS, ETC.	46 093	48 974	26 132
121 TOBACCO, UNMANUFACTURED	5 728	1 673	867	661 LIME,CEMENT,CONSTR.MATRL	94 045	8 330	4 402
122 TOBACCO, MANUFACTURED	134 768	436 603	232 102	662 CLAY,REFRCT.CONSTR.MATRL	1 098 487	133 474	71 015
211 HIDES,SKINS(EX.FURS),RAW	419 295	167 461	89 220	663 MINERAL MANUFACTURES,NES	853 882	234 049	124 434
212 FURSKINS, RAW	53	2 331	1 243	664 GLASS	1 395 723	323 792	172 413
222 OILSEED(SFT.FIX VEG.OIL)	10 780	1 787	938	665 GLASSWARE	286 435	95 750	50 937
223 OILSEED(OTH.FIX.VEG.OIL)	8 317	1 229	649	666 POTTERY	168 305	198 820	105 560
231 NATURAL RUBBER, ETC.	3 893	798	423	667 PEARLS,PRECIOUS STONES	.	.	.
232 SYNTHETIC RUBBER, ETC.	481 612	107 407	57 072	671 PIG IRON,SPIEGELEISN,ETC	1 060 003	89 231	47 435
245 FUEL WOOD, WOOD CHARCOAL	1 098	298	158	672 INGOTS ETC.IRON OR STEEL	2 244 554	176 213	93 337
246 WOOD IN CHIPS, PARTICLES	67 848	2 241	1 192	673 FLAT-ROLLED IRON ETC.	7 067 872	614 650	326 580
247 WOOD ROUGH,ROUGH SQUARED	2 924 317	63 322	33 595	674 FLAT-ROLLED PLATED IRON	1 504 478	188 659	100 232
248 WOOD, SIMPLY WORKED	983 171	58 806	31 314	675 FLAT-ROLLED, ALLOY STEEL	1 273 025	431 197	228 505
251 PULP AND WASTE PAPER	1 868 100	87 500	46 477	676 IRON,STL.BAR,SHAPES ETC.	3 368 479	405 828	215 496
261 SILK	11 738	119 184	63 206	677 RAILWAY TRACK IRON,STEEL	497 863	19 798	10 618
263 COTTON	152 993	43 184	23 049	678 WIRE OF IRON OR STEEL	126 676	26 386	14 052
265 VEGETABLE TEXTILE FIBRES	318	168	89	679 TUBES,PIPES,ETC.IRON,STL	1 683 335	321 599	171 079
266 SYNTHETIC FIBRES	706 415	247 565	131 895	681 SILVER,PLATINUM,ETC.	1 610	52 075	27 891
267 OTHER MAN-MADE FIBRES	244 275	69 675	37 141	682 COPPER	811 400	574 986	305 780
268 WOOL, OTHER ANIMAL HAIR	112 032	163 217	87 228	683 NICKEL	14 685	56 723	30 045
269 WORN CLOTHING,TEXTL.ARTL	367 259	27 571	14 655	684 ALUMINIUM	1 201 990	680 595	361 787
272 FERTILIZERS, CRUDE	31 377	1 801	964	685 LEAD	162 343	24 744	13 248
273 STONE, SAND AND GRAVEL	1 448 329	19 451	10 351	686 ZINC	242 624	86 707	46 078
274 SULPHUR,UNRSTD.IRON PYRS	10 145	569	302	687 TIN	3 460	5 103	2 713
277 NATURAL ABRASIVES, NES	583	914	480	689 MISC.NON-FERR.BASE METAL	18 334	14 385	7 627
278 OTHER CRUDE MINERALS	15 649 722	161 024	85 702	691 METALLIC STRUCTURES NES	194 207	109 050	58 030
282 FERROUS WASTE AND SCRAP	20 120 705	550 829	293 284	692 CONTAINERS,STORAGE,TRNSP	70 244	53 642	28 222
283 COPPER ORES,CONCENTRATES	1 250	181	94	693 WIRE PRODUCTS EXCL.ELECT	84 766	49 145	26 092
285 ALUMINIUM ORE,CONCTR.ETC	496 458	55 918	29 772	694 NAILS,SCREWS,NUTS,ETC.	111 818	104 258	55 281
287 ORE,CONCENTR.BASE METALS	29 738	2 342	1 250	695 TOOLS	76 916	340 021	180 885
288 NON-FERROUS WASTE,SCRAP	1 122 343	324 197	173 394	696 CUTLERY	17 529	69 472	36 979

7 IMPORTS AND EXPORTS (SPECIAL TRADE) BY COUNTRIES OF PRODUCTION AND CONSUMPTION AND BY GROUPS OF THE SITC-REV. III 1989

GROUP DESCRIPTION	DT = 100 KG	1 000 DM	1 000 \$	GROUP DESCRIPTION	DT = 100 KG	1 000 DM	1 000 \$
697 HOUSEHOLD EQUIPMENT, NES	43 507	92 721	49 388	022 MILK AND CREAM	159 953	41 862	22 209
699 MANUFACTS. BASE METAL, NES	480 584	503 650	267 840	023 BUTTER, OTHER FAT OF MILK	74 849	50 959	27 350
700 CPL IND PLANT (84/85/87)	20 546	80 317	42 534	024 CHEESE AND CURD	40 459	28 004	14 895
711 STEAM GENER. BOILERS, ETC.	10 623	16 515	8 947	025 EGGS, BIRDS, YOLKS, ALBUMIN	32 798	11 272	5 988
712 STEAM TURBINES	1 121	14 441	7 550	034 FISH, FRESH, CHILLED, FROZEN	105 614	26 355	14 138
713 INTRNL COMBUS PSTN ENGIN	107 463	462 200	246 076	035 FISH, DRIED, SALTED, SMOKED	2 907	1 605	869
714 ENGINES, MOTORS NON-ELECT	842	35 037	18 664	036 CRUSTACEANS, MOLLUSCS ETC	6 776	9 650	5 142
716 ROTATING ELECTRIC PLANT	144 028	354 132	188 503	037 FISH ETC. PREP, PRSVD, NES	8 533	7 525	4 027
718 OTM. POWER GENERATING MACHNRY	24 980	82 146	43 704	041 WHEAT, MESLIN, UNMILLED	3 834 148	150 037	79 578
721 AGRIC. MACHINES, EX. TRACTR	103 731	128 064	67 897	042 RICE	2 613	991	526
722 TRACTORS	64 450	75 070	39 857	043 BARLEY, UNMILLED	1 071 331	39 233	20 660
723 CIVIL ENGINEERING EQUIPT	297 203	280 878	149 159	045 OTHER CEREALS, UNMILLED	17 872	809	434
724 TEXTILE, LEATHER MACHINES	168 755	779 538	414 624	046 MEAL, FLOUR OF WHEAT, MSLN	22 194	1 789	950
725 PAPER, PULP MILL MACHINES	42 067	166 110	89 191	047 OTHER CEREAL MEAL, FLOURS	7 871	612	326
726 PRINTING, BOOKBINDING MACHS	126 563	543 048	291 381	048 CEREAL PREPARATIONS	473 841	66 539	35 301
727 FODD-PROCESS. MCH. NON DOM	13 200	54 981	29 210	054 VEGETABLES	2 633 303	151 269	81 250
728 OTH. MACH. PTS, SPL INDUSTRY	197 163	629 141	335 464	056 VEGETABLES, PRPD, PRSVD, NES	70 307	11 445	6 097
731 METAL REMOVAL WORK TOOLS	116 719	368 575	197 071	057 FRUIT, NUTS EXCL. OIL NUTS	69 526	2 899	1 545
733 MACH-TOOLS, METAL-WORKING	115 622	233 425	123 850	058 FRUIT, PRESERVED, PREPARED	60 583	24 413	13 012
735 PARTS, NES, FOR MACH-TOOLS	37 771	120 008	63 894	059 FRUIT, VEGETABLE JUICES	4 378	1 052	551
737 METALWORKING MACHNRY NES	44 043	111 825	59 457	061 SUGARS, MOLASSES, HONEY	48 942	5 382	2 863
741 HEATING, COOLING EQUIP, PART	-	-	-	062 SUGAR CONFECTIONERY	33 253	21 437	11 405
742 PUMPS FOR LIQUIDS, PARTS	117 667	609 354	324 614	071 COFFEE, COFFEE SUBSTITUTE	34 359	32 446	17 332
743 PUMPS NES, CENTRIFUGES ETC	155 891	485 185	258 225	072 COCOA	4 979	2 957	1 569
744 MECHANICAL HANDLING EQUIP	262 284	337 188	179 293	073 CHOCOLATE, OTH. COCOA PREP	44 348	29 847	15 997
745 OTH. NONELEC MCH, TOOL, NES	77 478	347 700	185 109	074 TEA AND MATE	14 071	10 417	5 566
746 BALL OR ROLLER BEARINGS	195 404	454 865	241 879	075 SPICES	6 000	2 411	1 281
747 TAPS, COCKS, VALVES, ETC.	112 915	389 574	207 128	081 ANIMAL FEED STUFF	382 913	91 854	48 944
748 TRANSMISSIONS SHAFTS ETC	151 009	333 836	177 605	091 MARGARINE AND SHORTENING	974	281	152
749 NON-ELECT MACH. PARTS, ETC	50 223	172 580	91 711	098 EDIBLE PROD. PREPRTNS, NES	92 310	53 185	28 306
751 OFFICE MACHINES	32 001	198 161	106 041	111 NON-ALCOHOL. BEVERAGE, NES	7 960	996	526
752 AUTOMAT. DATA PROC. EQUIP	48 329	806 747	431 364	112 ALCOHOLIC BEVERAGES	146 227	128 294	68 821
759 PARTS, FOR OFFICE MACHINS	26 975	323 024	172 129	121 TOBACCO, UNMANUFACTURED	280	462	243
761 TELEVISION RECEIVERS ETC	189 589	782 666	420 022	122 TOBACCO, MANUFACTURED	4 131	11 078	5 862
762 RADIO-BROADCAST RECEIVER	12 216	81 763	43 616	121 HIDES, SKINS (EX. FURS), RAW	26 100	12 792	6 839
763 SOUND RECORDER, PHONOGRPH	5 881	51 569	27 553	212 FURS, SKINS, RAW	4 422	10 045	5 350
764 TELECOMM. EQUIP. PARTS NES	27 905	394 178	209 720	222 OILSEED (SFT. FIX VEG. OIL)	605 609	51 645	27 905
771 ELECT POWER MACHNRY, PARTS	37 725	205 371	109 350	223 OILSEED (OTH. FIX. VEG. OIL)	20 275	1 378	737
772 ELEC. SWITCH, RELAY, CIRCUIT	169 025	1 292 038	687 613	231 NATURAL RUBBER, ETC.	6 611	2 207	1 166
773 ELECTR DISTRIBUT. EQPT NES	68 792	137 831	73 386	232 SYNTHETIC RUBBER, ETC.	338 917	111 230	59 257
774 ELECTRO-MEDCL. XRAY EQUIP	7 270	167 094	89 115	246 WOOD IN CHIPS, PARTICLES	19 822	129	65
775 DOM. ELEC. NON-ELEC. EQUIPT	321 091	472 032	251 267	247 WOOD ROUGH, ROUGH SQUARED	49 530	5 109	2 747
776 TRANSISTORS, VALVES, ETC.	104 527	1 295 686	688 678	248 WOOD, SIMPLY WORKED	6 138	1 385	732
778 ELECTRIC MACH. APPART. NES	441 963	1 017 948	542 326	251 PULP AND WASTE PAPER	750 418	31 328	16 657
781 PASS. MOTOR VEHCLS. EX. BUS	4 235 751	8 226 176	4 383 936	261 SILK	160	528	279
782 GOODS, SPLCL TRANSPORT VEH	1 081 965	1 321 780	705 035	263 COTTON	9 876	3 157	1 685
783 ROAD MOTOR VEHICLES NES	144 484	250 918	134 036	265 VEGETABLE TEXTILE FIBRES	77	90	46
784 PARTS, TRACTORS, MOTOR VEH	1 048 217	1 781 945	947 494	266 SYNTHETIC FIBRES	62 258	29 299	15 531
785 CYCLES, MOTORCYCLES ETC.	27 038	66 939	35 749	267 OTHER MAN-MADE FIBRES	93 561	43 077	22 961
786 TRAILERS, SEMI-TRAILER, ETC	148 511	103 720	55 274	268 WOOL, OTHER ANIMAL HAIR	36 238	42 446	22 699
791 RAILWAY VEHICLES, EQUIPNT	82 452	52 619	27 987	269 WORN CLOTHING, TEXTL. ARTL	3 436	1 374	754
792 AIRCRAFT, ASSOC'D. EQUIPNT	2 348	137 649	73 252	272 FERTILIZERS, CRUDE	456	63	34
793 SHIP, BOAT, FLOAT, STRUCTRS	63 553	40 159	21 278	273 STONE, SAND AND GRAVEL	4 687 836	8 466	4 493
800 CPL IND PLANT CHAP 90/94	609	1 131	603	274 SULPHUR, UNRSTD. IRON PYRS	4 513	475	250
811 PREFABRICATED BUILDINGS	4 725	5 263	2 785	277 NATURAL ABRASIVES, NES	4 754	6 437	3 403
812 PLUMBING, SANITRY, EQPT, NES	107 698	168 453	89 420	278 OTHER CRUDE MINERALS	7 432 514	154 500	82 248
813 LIGHTING FIXTURES ETC. NES	37 164	91 877	48 955	281 IRON ORE, CONCENTRATES	5 744	218	119
821 FURNITURE, CUSHIONS, ETC.	201 425	199 605	106 275	282 FERROUS WASTE AND SCRAP	499 409	36 271	19 346
831 TRUNK, SUIT-CASES, BAG, ETC	5 749	18 695	9 824	284 NICKEL ORES, CONCTR, MATTE	417	1 106	586
841 MENS, BOYS CLOTHING, X-KNIT	11 027	91 642	48 500	285 ALUMINUM ORE, CONCTR, ETC	13 118	2 343	1 251
842 WOMEN, GIRL CLOTHING, XKNIT	5 659	76 507	40 475	287 ORE, CONCENTR. BASE METALS	7 716	3 522	1 878
843 MENS, BODYS CLOTHING, KNIT	1 077	6 680	3 556	288 NON-FERROUS WASTE, SCRAP	1 065 199	337 525	179 682
844 WOMEN, GIRLS CLOTHING, KNIT	1 736	14 120	7 479	289 PREC. METAL ORES, CONCTR, TS	4 364	14 666	7 864
845 OTHR. TEXTILE APPAREL, NES	7 722	60 935	32 400	291 CRUDE ANIMAL MATERLS, NES	19 341	15 427	8 226
846 CLOTHING ACCESSRS, FABRIC	5 780	42 629	22 720	292 CRUDE VEG. MATERIALS, NES	32 870	14 032	7 527
848 CLOTHING, NONTEXTL; HEADGEAR	6 197	62 820	33 562	321 COAL, NOT AGGLOMERATED	1 050 368	8 929	4 802
851 FOOTWEAR	13 224	50 090	26 584	325 COKE, SEMI-COKE, RET. CARBN	1 222 679	2 265	1 231
871 OPTICAL INSTRUMENTS, NES	1 895	61 984	32 884	333 PETROLEUM OILS, CRUDE	143 654 345	3 783 941	2 021 980
872 MEDICAL INSTRUMENTS NES	17 175	244 227	130 018	334 PETROLEUM PRODUCTS	20 124 965	721 576	383 075
873 METERS, COUNTERS, NES	8 979	56 256	29 970	335 RESIDUAL PETROL. PRODUCTS	1 891 775	77 615	41 258
874 MEASURE, CONTROL INSTRMNT	57 058	1 056 232	561 705	342 LIQUEFIED PROPANE, BUTANE	1 238 025	34 283	18 599
881 PHOTOGRAPH APPAR. ETC. NES	17 222	135 372	72 117	344 PETROLEUM GASES, NES	17 466	1 042	556
882 PHOTO. CINEMATOGRPH. SUPPL	104 349	292 338	155 224	411 ANIMAL OILS AND FATS	31 240	9 701	5 194
883 CINE. FILM EXPOS. DEVELPD	44	560	300	421 FIXED VEG. FAT, OILS, SOFT	8 341	1 371	719
884 OPTICAL GOODS NES	1 568	83 129	44 268	422 FIXED VEG. FAT, OILS, OTHER	8 943	3 550	1 890
885 WATCHES AND CLOCKS	9 492	105 667	56 279	431 ANIMAL, VEG. FATS, OILS, NES	255 778	25 618	13 645
891 ARMS AND AMMUNITION	3 803	11 826	6 282	511 HYDROCARBONS, NES, DERIVTS	3 121 922	294 943	157 048
892 PRINTED MATTER	206 464	214 310	114 138	512 ALCOHOL, PHENOL, ETC. DERIV	524 760	95 504	50 748
893 ARTICLES, NES, OF PLASTICS	295 524	340 629	181 056	513 CARBOXYLIC ACIDS, DERIVTS	790 146	180 793	95 978
894 BABY CARRIAGE, TOYS, GAMES	60 850	119 747	63 757	514 NITROGEN-FUNCT. COMPOUNDS	698 006	762 989	407 317
895 OFFICE, STATUARY SUPPLS	28 749	117 022	62 175	515 ORGANO-INORGANIC COMPNDS	134 423	236 492	126 329
896 WORKS OF ART, ANTIQUE ETC	294	125 880	65 325	516 OTHER ORGANIC CHEMICALS	288 880	96 405	51 154
897 GOLD, SILVERWARE, JEWEL NES	395	22 943	12 170	522 INORGANIC CHEM. ELEMENTS	317 944	92 699	49 252
898 MUSICAL INSTRUMENTS, ETC.	90 230	289 484	154 432	523 METAL, SALTS, INORGAN. ACID	234 314	51 175	27 208
899 MISC MANUFACTD GOODS NES	30 842	102 255	54 410	524 OTHER CHEMICAL COMPOUNDS	58 445	30 132	16 054
941 COMPL IND PLANT CHAP 99	825	600	317	525 RADIO-ACTIVE MATERIALS	3 449	302 833	162 277
961 COIN NONGOLD NONCURRENT	14	252	137	531 SYNTH. COLOURS, LAKES, ETC.	70 880	128 741	68 454
971 GOLD, NONMONTY EXCL DRES	151	126 251	67 115	532 DYEING, TANNING MATERIALS	15 070	3 087	1 624
972		231	124	533 PIGMENTS, PAINTS, ETC.	471 741	232 115	123 444
UNTD KINGDOM				541 MEDICINES, ETC. EXC. GRP542	17 370	117 951	62 571
IMPORTS	225 785 244	34 687 468	18 476 142	542 MEDICAMENTS	33 133	360 182	192 284
001 LIVE ANIMALS	27 496	23 571	12 597	551 ESSNTL. OIL, PERFUME, FLAVR	23 700	40 875	21 733
011 BOVINE MEAT	42 917	39 013	20 634	553 PERFUMERY, COSMETICS, ETC.	122 670	154 698	82 140
012 OTHER MEAT, MEAT OFFAL	505 766	211 228	112 629	554 SOAP, CLEANERS, POLISH, ETC	196 093	63 557	33 808
016 MEAT, ED. OFFL, DRY, SLT, SMK	383	386	206	562 FERTILIZER, EXCEPT GRP272	230 728	7 646	4 116
017 MEAT, OFFL. PRPD PRSVD, NES	824	642	346	571 POLYMERS OF ETHYLENE	186 875	46 957	24 944
				572 POLYMERS OF STYRENE	303 123	84 065	44 698
				573 POLYMERS, VINYL CHLORIDE	51 376	29 035	15 416
				574 POLYACETAL, POLYCARBONATE	151 242	55 480	29 559

7 IMPORTS AND EXPORTS (SPECIAL TRADE) BY COUNTRIES OF PRODUCTION AND CONSUMPTION AND BY GROUPS OF THE SITC-REV. III 1989

GROUP DESCRIPTION	DT = 100 KG	1 000 DM	1 000 \$	GROUP DESCRIPTION	DT = 100 KG	1 000 DM	1 000 \$
575 OTH. PLASTIC, PRIMARY FORM	800 307	317 204	168 857	774 ELECTRO-MEDCL. XRAY EQUIP	3 219	72 544	38 568
579 PLASTIC WASTE, SCRAP ETC	30 991	3 501	1 855	775 DOM. ELEC. NON-ELEC. EQUIPT	151 208	229 649	122 526
581 PLASTIC TUBE, PIPE, HOSE	20 265	32 014	17 062	776 TRANSISTORS, VALVES, ETC.	76 200	759 662	404 094
582 PLASTIC PLATE, SHEETS, ETC	238 440	214 002	113 857	778 ELECTRIC. MACH. APPART. NES	115 958	458 056	244 164
583 MONOFILAMENT OF PLASTICS	14 258	9 858	5 269	781 PASS. MOTOR VEHCL. EX. BUS	310 629	583 487	311 867
591 INSECTICIDES, ETC.	105 100	123 874	66 155	782 GOODS, SPCL. TRANSPORT VEH	80 041	103 060	54 782
592 STARCHES, INULIN, ETC.	37 947	30 055	15 985	783 ROAD MOTOR VEHICLES NES	330	303	170
593 EXPLOSIVES, PYROTECHNICS	4 147	21 464	11 487	784 PARTS, TRACTORS, MOTOR VEH	1 539 924	1 789 958	952 336
597 PREPRD. ADDITIVES, LIQUIDS	302 338	82 585	43 975	785 CYCLES, MOTORCYCLES ETC.	7 209	16 882	8 959
598 MISC. CHEMICAL PRODS. NES	564 442	329 763	175 678	786 TRAILERS, SEMI-TRAILR, ETC	43 927	23 252	12 421
611 LEATHER	7 302	25 093	13 335	791 RAILWAY VEHICLES. EQUIPNT	11 760	15 107	8 041
612 MANUFACT. LEATHER ETC. NES	1 229	4 606	2 455	792 AIRCRAFT, ASSOCTD. EQUIPNT	29 209	1 349 107	715 906
613 FURSKINS, TANNED, DRESSED	912	13 513	7 205	793 SHIP, BOAT, FLOAT. STRUCTRS	16 179	40 660	21 632
621 MATERIALS OF RUBBER	59 901	53 201	28 340	811 PREFABRICATED BUILDINGS	48 035	18 557	9 968
625 RUBBER TYRES, TUBES, ETC.	564 843	394 852	209 734	812 PLUMBING, SANITRY, EQPT. ETC	3 569	3 661	1 950
629 ARTICLES OF RUBBER, NES	43 626	76 040	40 443	813 LIGHTING FIXTURES ETC. NES	11 610	34 192	18 172
633 CORK MANUFACTURES	831	540	289	821 FURNITURE, CUSHIONS, ETC.	147 827	164 449	87 542
634 VENEERS, PLYWOOD, ETC.	45 209	5 090	2 718	831 TRUNK, SUIT-CASES, BAG, ETC	4 024	14 822	7 871
635 WOOD MANUFACTURES, NES	64 001	12 185	6 457	841 MENS, BOYS CLOTHNG, X-KNIT	13 783	70 992	37 926
641 PAPER AND PAPERBOARD	1 261 409	352 028	187 591	842 WOMEN, GIRL CLOTHNG, X-KNIT	15 238	143 205	76 134
642 PAPER, PAPERBOARD, CUT ETC	170 159	88 053	46 832	843 MENS, BOYS CLOTHNG, KNIT	1 978	11 811	6 256
651 TEXTILE YARN	256 412	269 189	143 339	844 WOMEN, GIRLS CLOTHNG, KNIT	5 939	38 035	20 205
652 COTTON FABRICS, WOVEN	19 046	37 396	19 931	845 OTHR. TEXTILE APPAREL, NES	19 983	125 560	66 643
653 FABRICS, MAN-MADE FIBRES	71 988	67 717	36 085	846 CLOTHING ACCESSRS, FABRIC	3 469	23 618	12 676
654 OTH. TEXTILE FABRIC, WOVEN	19 309	85 323	45 172	848 CLOTHING, NONTEXTL; HEADGEAR	6 294	30 156	16 026
655 KNIT, CROCHET, FABRIC NES	14 945	32 662	17 361	851 FOOTWEAR	8 689	41 280	22 027
656 TULLE, LACE, EMBROIDRY, ETC	7 455	17 166	9 109	871 OPTICAL INSTRUMENTS, NES	1 804	44 853	24 035
657 SPECIAL YARN, TYTL. FABRIC	72 936	108 136	57 807	872 MEDICAL INSTRUMENTS NES	16 185	104 021	55 409
658 TEXTILE ARTICLES NES	15 929	33 156	17 653	873 METERS, COUNTERS, NES	1 649	18 293	9 714
659 FLOOR COVERINGS, ETC.	23 747	34 978	18 685	874 MEASURE, CONTROL INSTRMNT	27 353	578 751	307 773
661 LIME, CEMENT, CONSTR. MATRL	76 248	13 199	7 021	881 PHOTOGRAPH APPAR. ETC. NES	2 572	31 420	16 763
662 CLAY, REFRCT. CONSTR. MATRL	180 659	26 432	14 052	882 PHOTO. CINEMATOGRPH. SUPPL	111 803	257 643	136 761
663 MINERAL MANUFACTURES, NES	176 794	135 769	72 248	883 CINE. FILM EXPOS. DEVELOPD	1 150	14 032	7 556
664 GLASS	196 723	51 991	27 359	884 OPTICAL GOODS NES	584	22 517	11 947
665 GLASSWARE	179 897	38 318	20 408	885 WATCHES AND CLOCKS	976	7 902	4 218
666 POTTERY	104 954	72 737	38 678	891 ARMS AND AMMUNITION	4 326	8 592	4 626
667 PEARLS, PRECIOUS STONES	.	.	.	892 PRINTED MATTER	125 069	187 070	99 562
671 PIG IRON, SPIEGELEISN, ETC	185 751	113 510	60 203	893 ARTICLES, NES, OF PLASTICS	206 368	233 486	124 297
672 INGOTS ETC. IRON, OR STEEL	2 706 132	613 083	326 145	894 BABY CARRIAGE, TOYS, GAMES	51 108	115 769	61 842
673 FLAT-ROLLED IRON ETC.	2 078 881	194 362	103 113	895 OFFICE, STATIONERY SUPPLS	20 046	47 847	25 493
674 FLAT-ROLLED PLATED IRON	714 230	104 784	55 704	896 WORKS OF ART, ANTIQUE ETC	10 758	157 822	83 990
675 FLAT-ROLLED, ALLOY STEEL	295 929	144 222	76 554	897 GOLD, SILVERWARE, JEWEL NES	1 015	45 469	24 326
676 IRON, STL. BAR, SHAPES ETC.	2 471 015	240 085	127 549	898 MUSICAL INSTRUMENTS, ETC.	90 266	307 654	164 301
677 RAILWAY TRACK IRON, STEEL	14 737	2 039	1 087	899 MISC. MANUFACTRD GOODS NES	50 894	78 143	41 551
678 WIRE OF IRON OR STEEL	133 667	29 699	15 814	961 COIN NONGOLD NONCURRENT	89	6 424	3 404
679 TUBES, PIPES, ETC. IRON, STL	510 080	131 344	69 962	971 GOLD, NONMONTNRY EXCL ORES	99	77 733	41 705
681 SILVER, PLATINUM, ETC.	6 477	368 179	194 059	972	4	12 137	6 514
682 COPPER	242 918	167 234	88 973	EXPORTS	106 208 767	59 358 544	31 568 847
683 NICKEL	61 904	179 864	95 742	001 LIVE ANIMALS	1 922	3 850	2 073
684 ALUMINIUM	1 252 676	550 747	292 080	011 BOVINE MEAT	129 648	72 806	38 369
685 LEAD	514 217	76 037	40 500	012 OTHER MEAT, MEAT OFFAL	100 713	29 847	15 797
686 ZINC	18 529	5 295	2 796	016 MEAT, ED. OFFL, DRY, SLT, SMK	124 568	70 004	37 060
687 TIN	14 088	22 038	11 777	017 MEAT, OFFL. PRPD, PRSVD, NES	84 922	69 529	37 116
689 MISC. NON-FERR. BASE METAL	15 894	28 259	15 050	022 MILK AND CREAM	376 059	101 317	53 756
691 METALLIC STRUCTURES NES	82 976	50 458	26 828	023 BUTTER, OTHER FAT OF MILK	3 800	4 008	2 132
692 CONTAINERS, STORAGE, TRNSP	79 361	46 950	25 011	024 CHEESE AND CURD	330 267	231 520	122 668
693 WIRE PRODUCTS EXCL. ELECT	18 874	12 395	6 603	025 EGGS, BIRDS, YOLKS, ALBUMIN	40 766	11 644	6 205
694 NAILS, SCREWS, NUTS, ETC.	57 503	66 793	35 492	034 FISH, FRESH, CHILLED, FROZN	66 225	30 759	16 328
695 TOOLS	25 127	115 308	61 355	035 FISH, DRIED, SALTED, SMOKED	1 860	180	97
696 CUTLERY	8 089	23 465	12 511	036 CRUSTACEANS, MOLLUSCS ETC	703	806	433
697 HOUSEHOLD EQUIPMENT, NES	12 177	19 453	10 389	037 FISH ETC. PREPD, PRSVD, NES	18 258	12 066	6 422
699 MANUFACT. BASE METAL, NES	242 501	195 052	103 820	041 WHEAT, MESLIN, UNMILLED	554 099	26 553	14 052
711 STEAM GENER. BOILERS, ETC.	729	1 136	603	042 RICE	19 816	4 746	2 501
712 STEAM TURBINES	446	3 860	2 021	043 BARLEY, UNMILLED	2 593	232	121
713 INTRNL COMBUS PSTN ENGIN	542 238	948 454	504 856	044 MAIZE UNMILLED	42 145	2 757	1 433
714 ENGINES, MOTORS NON-ELECT	7 100	241 058	128 391	045 OTHER CEREALS, UNMILLED	23 659	1 102	563
716 ROTATING ELECTRIC PLANT	117 669	76 328	40 667	046 MEAL, FLOUR OF WHEAT, MSLN	1 467	105	54
718 OTH. POWR. GENERNG. MACHNRY	11 609	38 971	20 763	048 CEREAL PREPARATIONS	436 408	132 370	70 512
721 AGRIC. MACHINES, EX. TRACTR	30 170	43 574	23 213	054 VEGETABLES	85 506	18 569	10 068
722 TRACTORS	19 161	18 481	9 826	056 VEGETABLES, PRPD, PRSVD, NES	196 687	54 363	28 976
723 CIVIL ENGINEERING EQUIPT	168 281	144 442	76 927	057 FRUIT, NUTS EXCL. OIL NUTS	90 493	20 253	10 761
724 TEXTILE LEATHER MACHINES	28 984	77 087	41 092	058 FRUIT, PRESERVED, PREPARED	89 716	28 389	15 126
725 PAPER, PULP MILL MACHINES	60 206	90 875	48 187	059 FRUIT, VEGETABLE JUICES	308 284	83 632	44 654
726 PRINTING, BOOKBINDNG MACHS	28 098	77 043	41 160	061 SUGARS, MOLASSES, HONEY	157 829	20 227	10 730
727 FOOD-PROCESS. MCH. NON DOM	8 363	16 879	8 984	062 SUGAR CONFECTIONERY	44 106	20 241	10 691
728 OTH. MACH. PTS, SPCL. INDUST	64 722	176 262	93 846	071 COFFEE, COFFEE SUBSTITUTE	167 358	209 885	111 565
731 METAL REMOVAL WORK TOOLS	36 434	109 056	58 397	072 COCOA	42 694	24 013	12 879
733 MACH-TOOLS, METAL-WORKING	9 844	22 353	11 866	073 CHOCOLATE, OTH. COCOA PREP	123 081	78 675	41 974
735 PARTS, NES, FOR MACH-TOOLS	17 636	66 967	35 658	074 TEA AND MATE	826	1 196	639
737 METALWORKING MACHNRY NES	43 614	48 951	26 248	075 SPICES	8 429	6 313	3 355
741 HEATING, COOLING EQUIP, PART	51 247	106 415	56 652	081 ANIMAL FEED STUFF	1 416 645	110 718	58 756
742 PUMPS FOR LIQUIDS, PARTS	24 220	71 429	37 998	081 MARGARINE AND SHORTENING	30 880	10 017	5 323
743 PUMPS NES, CENTRIFUGS ETC	95 885	285 399	152 087	088 EDIBLE PRPD. PREPRNTS, NES	168 439	89 181	47 401
744 MECHANICAL HANDLING EQUIP	131 751	159 017	84 884	111 NON-ALCOHOL. BEVERAGE, NES	346 852	44 707	23 705
745 OTH. NON-ELEC. MCH. TOOL, NES	34 554	167 073	89 799	112 ALCOHOLIC BEVERAGES	2 696 992	487 032	259 149
746 BALL OR ROLLER BEARINGS	60 514	164 329	87 689	121 TOBACCO, UNMANUFACTURED	1 271	394	207
747 TAPS, COCKS, VALVES, ETC.	36 987	143 091	75 995	122 TOBACCO, MANUFACTURED	98 124	126 688	67 661
748 TRANSMISSIONS SHAFTS ETC	73 737	97 216	51 751	111 HIDES, SKINS (EX. FURS), RAW	9 467	2 390	1 262
749 NON-ELECT MACH. PARTS, ETC	17 196	54 620	29 114	212 FURSKINS, RAW	2	69	35
751 OFFICE MACHINES	33 088	178 739	95 014	212 OILSEED (SFT. FIX VEG. OIL)	403 459	36 957	19 362
752 AUTOMATC. DATA PROC. EQUIP	148 617	2 211 272	1 179 611	223 OILSEED (OTH. FIX. VEG. OIL)	8 821	1 421	757
759 PARTS, FOR OFFICE MACHINS	32 334	956 401	508 797	231 NATURAL RUBBER, ETC.	2 808	556	293
761 TELEVISION RECEIVERS ETC	81 869	307 905	165 122	232 SYNTHETIC RUBBER, ETC.	211 277	51 957	27 625
762 RADIO-BROADCAST RECEIVER	5 411	25 984	77 854	245 FUEL WOOD, WOOD CHARCOAL	765	199	104
763 SOUND RECORDER, PHONOGRPH	17 444	146 764	247 861	246 WOOD IN CHIPS, PARTICLES	11 301	591	316
764 TELECOMM. EQUIP. PARTS NES	56 125	515 609	274 861	247 WOOD ROUGH, ROUGH SQUARED	6 725	587	312
771 ELECT POWER MACHNRY. PARTS	38 009	89 967	48 045	248 WOOD, SIMPLY WORKED	697 427	56 398	30 015
772 ELECT. SWITCH, RELAY, CIRCUIT	46 271	305 828	162 709				
773 E-ECTR. DISTRIBT. EQPT NES	44 606	125 839	66 868				

7 IMPORTS AND EXPORTS (SPECIAL TRADE) BY COUNTRIES OF PRODUCTION AND CONSUMPTION AND BY GROUPS OF THE SITC-REV. III 1989

GROUP DESCRIPTION	DT = 100 KG	1 000 DM	1 000 \$	GROUP DESCRIPTION	DT = 100 KG	1 000 DM	1 000 \$
251 PULP AND WASTE PAPER	167 431	17 914	9 538	678 WIRE OF IRON OR STEEL	80 702	23 339	12 382
261 SILK	262	936	495	679 TUBES,PIPES,ETC.IRON,STL	2 195 097	421 447	225 528
263 COTTON	86 608	15 306	8 136	681 SILVER,PLATINUM,ETC.	940	64 424	34 058
265 VEGETABLE TEXTILE FIBRES	246	213	111	682 COPPER	538 429	421 152	223 887
266 SYNTHETIC FIBRES	276 045	100 194	53 341	683 NICKEL	17 363	63 220	33 530
267 OTHER MAN-MADE FIBRES	95 314	41 486	22 066	684 ALUMINIUM	1 316 789	828 638	440 953
268 WOOL, OTHER ANIMAL HAIR	16 986	25 562	13 576	685 LEAD	32 983	10 578	5 632
269 WORN CLOTHING,TEXTIL,ARTL	12 492	4 928	2 622	686 ZINC	183 713	60 049	31 937
272 FERTILIZERS, CRUDE	143 802	1 588	853	687 TIN	5 880	7 276	3 840
273 STONE, SAND AND GRAVEL	425 559	5 198	2 767	689 MISC.NON-FERR.BASE METAL	30 169	51 675	27 476
274 SULPHUR,UNRSTD.IRON PYRS	1 247 805	24 872	13 169	691 METALLIC STRUCTURES NES	328 215	224 706	119 503
277 NATURAL ABRASIVES, NES	336	6 810	3 820	692 CONTAINERS,STORAGE,TRNSP	236 262	137 084	72 752
278 OTHER CRUDE MINERALS	1 511 770	20 884	11 073	693 WIRE PRODUCTS EXCL.ELECT	270 280	103 027	54 789
282 FERROUS WASTE AND SCRAP	203 805	12 963	6 820	694 NAILS,SCREWS,NUTS,ETC.	178 389	162 584	86 405
285 ALUMINIUM ORE,CONCTR,ETC	70 630	9 727	5 153	695 TDDLS	72 825	291 558	155 178
287 ORE,CONCENTR.BASE METALS	10 347	1 150	611	696 CUTLERY	12 858	62 168	33 065
288 NON-FERROUS WASTE,SCRAP	122 281	27 110	14 438	697 HOUSEHOLD EQUIPMENT,NES	60 639	58 162	30 905
289 PREC.METAL ORES,CONCTR	7 171	8 768	4 641	699 MANUFACTS.BASE METAL,NES	644 387	724 898	385 115
291 CRUDE ANIMAL MATERLS,NES	44 542	11 330	6 022	700 CPL IND PLANT (84/85/87)	11 674	21 210	11 518
292 CRUDE VEG.MATERIALS, NES	46 710	43 962	23 466	711 STEAM GENER.BOILERS,ETC.	5 320	4 171	2 201
321 COAL,NOT AGGLOMERATED	2 250 843	71 095	37 729	712 STEAM TURBINES	6 132	16 190	8 612
322 BRIQUETTES,LIGNITE,PEAT	1 592 171	45 904	24 313	713 INTRNL COMBUS PSTN ENGIN	1 330 124	950 822	506 365
325 COKE,SEMI-COK,RET.CARBN	1 313 732	27 061	14 310	714 ENGINES,MOTORS NON-ELECT	4 113	308 887	164 108
334 PETROLEUM PRODUCTS	663 475	49 825	26 647	716 ROTATING ELECTRIC PLANT	122 333	351 716	186 944
335 RESIDUAL PETROL PRODUCTS	254 811	16 934	8 990	718 OTH.POWR.GENRTNG.MACHNRY	76 890	136 417	72 599
342 LIQUEFIED PROPANE,BUTANE	13 975	680	358	721 AGRIC.MACHINES,EX.TRACTR	207 193	232 840	123 966
344 PETROLEUM GASES, NES	.	.	.	722 TRACTORS	221 203	229 893	122 275
411 ANIMAL OILS AND FATS	162 920	17 140	9 139	723 CIVIL ENGINEERING EQUIPT	465 159	509 532	270 866
421 FIXED VEG.FAT,OILS, SOFT	165 519	15 189	8 097	724 TEXTILE,LEATHER MACHINES	89 853	309 552	164 537
422 FIXED VEG.FAT,OILS,OTHER	82 410	12 551	6 671	725 PAPER,PULP MILL MACHINES	55 362	183 740	97 874
431 ANIMAL,VEG.FATS,OILS,NES	282 093	38 996	20 770	726 PRINTNG,BOOKBINDNG MACHS	219 597	1 084 563	581 390
511 HYDROCARBONS,NES,DERIVTS	1 446 192	149 321	79 370	727 FOOD-PROCESS.MCH.NON DOM	17 773	97 332	51 979
512 ALCOHOL,PHENDL,ETC.DERIV	1 103 661	228 510	121 395	728 OTH.MACH,PTS,SPCL INDOST	351 620	1 051 921	560 264
513 CARBOXYLIC ACIDS,DERIVTS	1 028 985	264 763	140 952	731 METAL REMOVAL WORK TOOLS	79 243	311 836	166 595
514 NITROGEN-FUNCT.COMPOUNDS	525 685	272 970	145 258	733 MACH-TOOLS,METAL-WORKING	46 089	115 770	61 764
515 ORGANO-INORGANIC COMPNDS	184 449	202 461	107 773	735 PARTS,NES,FOR MACH-TOOLS	21 119	119 016	63 326
516 OTHER ORGANIC CHEMICALS	764 188	169 301	90 052	737 METALWORKING MACHNRY NES	68 037	206 203	109 077
522 INORGANIC CHEM.ELEMENTS	5 367 159	266 477	141 544	741 HEATING,COOLNG EQUIP,PART	.	.	.
523 METAL,SALTS,INORGAN.ACID	2 524 426	134 257	71 350	742 PUMPS FOR LIQUIDS,PARTS	79 412	458 947	244 369
524 OTHER CHEMICAL COMPOUNDS	96 260	45 885	24 484	743 PUMPS NES,CENTRIFUGS ETC	192 599	433 575	230 689
525 RADIO-ACTIVE MATERIALS	2 938	48 372	25 524	744 MECHANICAL HANDLING EQUIP	483 041	652 743	346 698
531 SYNTH.COLOURS,LAKES,ETC.	123 055	213 894	113 678	745 OTH.NONELEC MCH,TOOL,NES	151 246	581 395	308 970
532 DYEING,TANNING MATERIALS	20 476	5 850	3 107	746 BALL OR ROLLER BEARINGS	88 627	232 171	123 600
533 PIGMENTS,PAINTS,ETC.	662 391	318 648	169 194	747 TAPS,COCKS,VALVES,ETC.	72 153	250 196	132 997
541 MEDICINES,ETC.EXC.GRPS42	23 254	140 706	74 783	748 TRANSMISSIONS SHAFTS ETC	249 958	356 880	189 989
542 MEDICAMENTS	73 977	542 898	289 414	749 NON-ELECT MACH.PARTS,ETC	90 310	214 759	114 277
551 ESSNTL.OIL,PERFUME,FLAVR	20 687	43 471	23 065	751 OFFICE MACHINES	55 114	324 470	173 185
553 PERFUMERY,COSMETICS,ETC.	108 133	123 246	65 558	752 AUTOMAT.DATA PROC.EQUIP	64 785	1 248 816	667 711
554 SOAP,CLEANERS,POLISH,ETC	486 352	134 806	71 864	753 PARTS,FOR OFFICE MACHINS	33 060	604 156	321 760
562 FERTILIZER,EXCEPT GRP272	2 212 224	46 601	24 831	761 TELEVISION RECEIVERS ETC	54 682	332 493	177 826
571 POLYMERS OF ETHYLENE	831 190	173 020	92 041	762 RADIO-BROADCAST RECEIVER	8 381	128 374	68 142
572 POLYMERS OF STYRENE	402 229	132 472	70 483	763 SOUND RECORDER,PHONOGRPH	11 120	94 915	50 403
573 POLYMERS,VINYL CHLORIDE	1 380 588	302 933	161 001	764 TELECOMM.EQUIP,PARTS NES	42 001	370 931	197 119
574 POLYACETAL,POLYCARBONATE	651 617	283 153	150 391	771 ELECT.POWER MACHNRY,PARTS	81 643	198 010	105 359
575 OTH.PLASTIC,PRIMARY FORM	1 503 420	506 615	269 112	772 ELECT.SWITCH,RELAY,CIRCUIT	154 380	951 232	505 583
579 PLASTIC WASTE,SCRAP ETC	6 121	753	405	773 ELECTR.DISTRIBT.EQPT NES	134 546	281 991	149 618
581 PLASTIC TUBE,PIPE,HOSE	43 552	48 237	25 695	774 ELECTRO-MEDCL.XRAY EQUIP	8 152	157 901	84 210
582 PLASTIC PLATE,SHEETS,ETC	864 722	610 815	324 659	775 DOM.ELEC.NON-ELEC.EQUIP	322 643	471 868	251 215
583 MONOFILAMENT OF PLASTICS	387 338	218 484	116 223	776 TRANSISTORS,VALVES,ETC.	47 499	702 396	372 667
591 INSECTICIDES,ETC.	129 848	181 590	96 642	778 ELECTRIC MACH.APPART,NES	351 171	902 238	460 152
592 STARCHES,INULIN,ETC.	455 034	88 309	46 961	781 PASS.MOTOR VEHCLS,EX.BUS	4 222 575	9 580 351	5 089 982
593 EXPLOSIVES,PYROTECHNICS	8 047	10 595	5 608	782 GOODS,SPCL TRANSPORT VEH	992 839	1 348 122	716 142
597 PREPARED ADDITIVES,LIQUIDS	178 052	63 698	33 944	783 ROAD MOTOR VEHICLES NES	210 812	323 052	172 104
598 MISC.CHEMICAL PRODS,NES	2 461 156	501 160	265 986	784 PARTS,TRACTORS,MOTOR VEH	3 207 897	3 583 872	1 899 970
600 CPL IND PLANT CHAP 69-76	1 667	495	264	785 CYCLES,MOTORCYCLES ETC.	22 938	46 300	24 676
611 LEATHER	10 042	18 897	10 043	786 TRAILERS,SEMI-TRAILR,ETC	166 960	120 270	63 890
612 MANUFACT.LEATHER ETC,NES	1 264	4 896	2 594	791 RAILWAY VEHICLES,EQUIPMT	73 353	112 372	60 229
613 FURSKINS,TANNED,DRESSED	895	23 110	12 199	792 AIRCRAFT,ASSEMBD,EQUIPMT	8 130	959 743	511 491
621 MATERIALS OF RUBBER	113 857	105 675	56 218	793 SHIP,BOAT,FLOAT,STRUCTRS	228 999	61 931	32 430
625 RUBBER TYRES,TUBES,ETC.	405 333	286 509	151 911	800 CPL IND PLANT CHAP 90/94	7	418	226
629 ARTICLES OF RUBBER, NES	64 412	133 796	71 190	811 PREFABRICATED BUILDINGS	36 106	13 464	7 155
633 CORK MANUFACTURES	1 569	5 411	2 866	812 PLUMBNG,SANITRY,EQPT,ETC	76 601	86 581	46 299
634 VENEERS,PLYWOOD,ETC.	1 619 592	191 466	101 735	813 LIGHTING FIXTURES ETC,NES	44 101	120 245	63 952
635 WOOD MANUFACTURES, NES	69 409	40 798	21 692	821 FURNITURE,CUSHIONS,ETC.	749 237	633 994	337 032
641 PAPER AND PAPERBOARD	5 188 957	1 163 690	617 964	831 TRUNK,SUIT-CASES,BAG,ETC	9 218	26 406	14 029
642 PAPER,PAPERBOARD,CUT ETC	1 413 969	662 215	352 258	841 MENS,BOYS CLOTHING,X-KNIT	26 311	204 293	108 788
651 TEXTILE YARN	618 560	564 344	300 274	842 WOMEN,GIRL CLOTHING,XKNIT	36 866	508 778	271 799
652 COTTON FABRICS, WOVEN	124 710	205 278	109 338	843 MENS,BOYS CLOTHING,KNIT	2 251	7 951	4 239
653 FABRICS,MAN-MADE FIBRES	194 164	494 016	263 146	844 WOMEN,GIRLS CLOTHING,KNIT	4 332	31 844	16 933
654 OTH.TEXTILE FABRIC,WOVEN	14 872	51 631	27 382	845 OTH.TEXTILE APPAREL,NES	13 368	116 985	62 492
655 KNIT,CROCHET,FABRIC NES	37 446	102 524	54 473	846 CLOTHING ACCESSRS,FABRIC	6 344	36 874	19 622
656 TULLE,LACE,EMBROIDRY,ETC	5 252	25 169	13 426	848 CLOTHING,NONTXTL;HEADGEAR	5 578	31 711	16 863
657 SPECIAL YARN,TXTL.FABRIC	161 895	193 336	102 744	851 FOOTWEAR	19 394	75 481	40 129
658 TEXTILE ARTICLES NES	20 860	34 911	18 581	871 OPTICAL INSTRUMENTS,NES	1 972	52 843	28 032
659 FLOOR COVERINGS, ETC.	77 141	77 485	41 174	872 MEDICAL INSTRUMENTS NES	9 760	112 076	59 634
661 LIME,CEMENT,CONSTR.MATRL	8 536 994	92 863	49 164	873 METERS,COUNTERS,NES	6 244	81 018	43 072
662 CLAY,REFRCT.CONSTR.MATRL	788 455	82 693	44 028	874 MEASURE,CONTROL INSTRMNT	50 703	866 494	461 073
663 MINERAL MANUFACTURES,NES	759 360	236 812	125 839	881 PHOTOGRAPH APPAR.ETC,NES	17 588	210 435	111 774
664 GLASS	702 688	231 155	123 054	882 PHOTO.CINEMATOGRPH.SUPPL	147 850	344 459	182 711
665 GLASSWARE	217 876	92 969	49 498	883 CINE.FILM EXPOSD.DEVELOPD	80	1 162	616
666 POTTERY	23 073	30 558	16 197	884 OPTICAL GOODS NES	1 179	84 525	44 890
667 PEARLS,PRECIOUS STONES	.	.	.	885 WATCHES AND CLOCKS	14 657	130 546	69 531
671 PIG IRON,SPIEGELEISN,ETC	222 661	52 885	28 033	891 ARMS AND AMMUNITION	6 575	18 817	10 051
672 INGOTS ETC.IRON OR STEEL	658 511	50 359	26 556	892 PRINTED MATTER	1 112 073	490 025	261 216
673 FLAT-ROLLED IRON ETC.	4 766 955	449 088	239 324	893 ARTICLES,NES,OF PLASTICS	712 749	713 694	379 244
674 FLAT-ROLLED PLATED IRON	2 492 672	351 682	187 257	894 BABY CARRIAGE,TOYS,GAMES	87 493	138 400	73 514
675 FLAT-ROLLED, ALLOY STEEL	2 608 438	687 615	365 500	895 OFFICE,STATIONERY SUPPLS	34 496	133 065	70 625
676 IRON,STL.BAR,SHAPES ETC.	1 828 274	208 394	110 840	896 WORKS OF ART,ANTIQUE ETC	1 491	282 623	150 340
677 RAILWAY TRACK IRON,STEEL	37 552	2 704	1 446	897 GOLD,SILVERWARE,JEWEL NES	693	81 734	43 529

7 IMPORTS AND EXPORTS (SPECIAL TRADE) BY COUNTRIES OF PRODUCTION AND CONSUMPTION AND BY GROUPS OF THE SITC-REV. III 1989

GROUP DESCRIPTION	DT = 100 KG	1 000 DM	1 000 \$	GROUP DESCRIPTION	DT = 100 KG	1 000 DM	1 000 \$
898 MUSICAL INSTRUMENTS, ETC.	162 800	453 007	241 174	642 PAPER, PAPERBOARD, CUT ETC	1 833	2 239	1 199
899 MISC MANUFACTURED GOODS NES	36 367	115 361	61 300	651 TEXTILE YARN	11 985	19 427	10 345
941 COMPL IND PLANT CHAPT 99	361	540	291	652 COTTON FABRICS, WOVEN	8 510	9 735	5 104
961 COIN NONGOLD NONCURRENT	22	1 184	630	653 FABRICS, MAN-MADE FIBRES	422	727	387
971 GOLD, NONMONTREY EXCL ORES	247	39 874	21 197	654 OTH. TEXTILE FABRIC, WOVEN	912	6 067	3 254
972		1 296	695	655 KNIT, CROCHET, FABRIC NES	16	64	36
IRELAND				656 TULLE, LACE, EMBROIDRY, ETC	401	1 762	936
IMPORTS				657 SPECIAL YARN, TEXT. FABRIC	3 358	9 536	5 065
001 LIVE ANIMALS	417	799	422	658 TEXTILE ARTICLES NES	1 914	3 863	2 068
011 BOVINE MEAT	101 082	105 124	56 073	659 FLOOR COVERINGS, ETC.	3 974	3 781	2 027
012 OTHER MEAT, MEAT OFFAL	82 852	36 140	19 263	661 LIME, CEMENT, CONSTR. MATRL	7 131	836	444
017 MEAT, OFFL, PRPD, PRSVD, NES	8 912	7 279	3 892	662 CLAY, REFRCT. CONSTR. MATRL	62 306	6 680	3 542
022 MILK AND CREAM	55 993	21 687	11 476	663 MINERAL MANUFACTURES, NES	3 156	5 813	3 113
023 BUTTER, OTHER FAT OF MILK	234 434	164 368	87 392	664 GLASS	7 144	13 537	7 214
024 CHEESE AND CURD	4 911	3 620	1 941	665 GLASSWARE	933	364	192
025 EGGS, BIRDS, YOLKS, ALBUMIN	232	70	37	666 POTTERY	123	168	86
034 FISH, FRESH, CHILLED, FROZEN	172 415	22 543	12 032	667 PEARLS, PRECIOUS STONES	40	150	79
035 FISH, DRIED, SALTED, SMOKED	24 238	7 869	4 339	671 PIG IRON, SPIEGELEISEN, ETC	665	118	59
036 CRUSTACEANS, MOLLUSCS ETC	1 094	1 524	803	673 FLAT-ROLLED IRON ETC.	344 069	26 492	14 064
037 FISH ETC. PREPD, PRSVD, NES	21 734	4 312	2 320	678 WIRE OF IRON OR STEEL	2 637	483	250
043 BARLEY, UNMILLED	540 827	25 283	13 481	679 TUBES, PIPES, ETC. IRON, STL	3 210	1 853	988
045 OTHER CEREALS, UNMILLED	1 538	128	67	681 SILVER, PLATINUM, ETC.	21	541	293
047 OTHER CEREAL MEAL, FLOURS	2 453	259	138	682 COPPER	2 626	1 755	937
048 CEREAL PREPARATIONS	1 723	444	237	683 NICKEL	473	2 011	1 063
054 VEGETABLES	1 668	1 158	621	684 ALUMINIUM	3 121	3 449	1 837
056 VEGETABLES, PRPD, PRSVD, NES	3 213	1 328	749	689 MISC. NON-FERR. BASE METAL	3	88	47
061 SUGARS, MOLASSES, HONEY	506	70	37	691 METALLIC STRUCTURES NES	1 278	2 892	1 548
062 SUGAR CONFECTIONERY	5 370	2 693	1 426	692 CONTAINERS, STORAGE, TRANSP	1 390	1 575	844
071 COFFEE, COFFEE SUBSTITUTE	192	816	437	693 WIRE PRODUCTS EXCL. ELECT	4 620	4 056	2 148
073 CHOCOLATE, OTH. COCOA PREP	950	242	128	694 NAILS, SCREWS, NUTS, ETC.	11 942	12 108	6 446
081 ANIMAL FEED STUFF	994	434	238	695 TOOLS	9 770	34 435	18 306
098 EDIBLE PROD. PREPRTNS, NES	62 485	242 154	128 445	696 CUTLERY	83	206	112
111 NON-ALCOHOL. BEVERAGE, NES	928	119	62	697 HOUSEHOLD EQUIPMENT, NES	1 382	4 192	2 217
112 ALCOHOLIC BEVERAGES	104 274	59 764	32 034	699 MANUFACT. BASE METAL, NES	27 914	30 731	16 439
122 TOBACCO, MANUFACTURED	16 229	31 946	17 058	711 STEAM GENER. BOILERS, ETC.	120	104	55
211 HIDES, SKINS (EX. FURS), RAW	8 797	2 874	1 570	713 INTRNL COMBUS PSTN ENGIN	981	5 129	2 715
212 FURSKINS, RAW	52	220	119	714 ENGINES, MOTORS NON-ELECT	9	163	88
222 OILSEEDS (FIX VEG. OIL)	14 863	1 461	839	716 ROTATING ELECTRIC PLANT	6 716	16 080	8 586
232 SYNTHETIC RUBBER, ETC.	2 217	460	242	718 OTH. POWR. GENRTNG. MACHNRY	508	401	214
245 FUEL WOOD, WOOD CHARCOAL	1 064	69	36	721 AGRIC. MACHINES, EX. TRACTR	990	1 022	540
248 WOOD, SIMPLY WORKED	206	163	86	722 TRACTORS	120	81	43
251 PULP AND WASTE PAPER	4 410	159	85	723 CIVIL ENGINEERING EQUIPT	5 549	4 274	2 262
266 SYNTHETIC FIBRES	96 023	30 361	16 114	724 TEXTILE, LEATHER MACHINES	1 049	4 009	2 122
268 WOOL, OTHER ANIMAL HAIR	212	3 248	1 327	725 PAPER, PULP MILL MACHINES	764	2 347	1 315
273 STONE, SAND AND GRAVEL	1 314 847	3 219	1 683	726 PRINTNG, BOOKBINDNG MACHS	1 202	7 559	3 996
277 NATURAL ABRASIVES, NES	262	54 641	29 168	727 FOOD-PROCESS. MCH. NON DOM	3 153	5 056	2 688
278 OTHER CRUDE MINERALS	185 120	12 859	6 541	731 METAL REMOVAL WORK TOOLS	1 007	1 370	739
282 FERROUS WASTE AND SCRAP	2 049	891	258	733 MACH-TOOLS, METAL-WORKING	644	1 574	857
285 ALUMINIUM ORE, CONCTR, ETC	1 665 657	97 251	51 824	735 PARTS, NES, FOR MACH-TOOLS	988	4 192	2 354
287 ORE, CONCENTR. BASE METALS	630 180	48 706	25 659	737 METALWORKING MACHNRY NES	158	1 192	640
288 NON-FERROUS WASTE, SCRAP	43 813	14 893	7 936	741 HEATING, COOLNG EQUIP, PART	7 880	18 647	10 003
289 PREC. METAL ORES, CONCTRYS	206	1 707	910	742 PUMPS FOR LIQUIDS, PARTS	21 544	43 157	23 015
291 CRUDE ANIMAL MATRLS, NES	6 928	2 762	1 476	743 PUMPS NES, CENTRIFUGS ETC	2 115	7 377	3 937
292 CRUDE VEG. MATERIALS, NES	2 380	13 441	7 176	744 MECHANICAL HANDLING EQUIP	16 138	12 335	6 543
322 BRIQUETTES, LIGHTITE, PEAT	3 897	58	30	745 OTH. NONELEC MCH, TOOL, NES	12 341	12 376	6 600
334 PETROLEUM PRODUCTS	344	319	170	746 BALL OR ROLLER BEARINGS	2 302	3 212	1 710
335 RESIDUAL PETROL. PRODUCTS	2 965	314	167	747 TAPS, COCKS, VALVES, ETC.	485	5 744	3 041
411 ANIMAL OILS AND FATS	4 063	381	201	748 TRANSMISSIONS SHAFTS ETC	301	1 828	960
431 ANIMAL, VEG. FATS, OILS, NES	1 212	77	42	749 NON-ELECT MACH. PARTS, ETC	1 601	5 752	3 044
511 HYDROCARBONS, NES, DERIVTS	303	136	73	751 OFFICE MACHINES	543	1 986	1 070
512 ALCOHOL, PHENOL, ETC. DERIV	876	324	171	752 AUTOMATC. DATA PROC. EQUIP	14 627	715 418	384 281
513 CARBOXYLIC ACIDS, DERIVTS	82 372	24 214	12 876	753 PARTS, FOR OFFICE MACHINS	10 453	413 470	220 007
514 NITROGEN-FUNCT. COMPOUNDS	21 993	27 885	14 758	761 TELEVISION RECEIVERS ETC	192	1 799	965
515 ORGANIC-INORGANIC COMPOUNDS	3 957	51 289	27 518	762 RADIO-BROADCAST RECEIVER	43	407	210
516 OTHER ORGANIC CHEMICALS	1 673	10 046	5 367	763 SOUND RECORDER, PHONOGRPH	1 061	8 643	4 799
522 INORGANIC CHEM. ELEMENTS	13 827	3 987	2 124	764 TELECOMM. EQUIP. PARTS NES	1 512	23 558	12 681
523 METAL. SALTS, INORGAN. ACID	3 973	655	354	771 ELECT POWER MACHNRY, PARTS	2 232	38 279	20 352
524 OTHER CHEMICAL COMPOUNDS	808	6 522	3 456	772 ELEC. SWITCH. RELAY, CIRCUIT	9 425	99 583	52 994
525 RADIO-ACTIVE MATERIALS	260	137	774	773 ELECTR DISTRIB. EQPT NES	50 728	164 688	87 690
531 SYNTH. COLOURS, LAKES, ETC.	186	127	68	774 ELECTRO-MEDCL. XRAY EQUIP	12	241	132
533 PIGMENTS, PAINTS, ETC.	7 748	6 374	3 374	775 DOM. ELEC. NON-ELEC. EQUIPT	41 929	122 410	65 344
541 MEDICINES, ETC. EXC. GRP542	1 369	23 713	12 617	776 TRANSISTORS, VALVES, ETC.	493	68 462	36 609
542 MEDICAMENTS	34 755	79 068	41 964	778 ELECTRIC MACH. APPART. NES	2 589	24 181	12 918
551 ESSENTL. OIL, PERFUME, FLAVR	8 033	34 387	18 254	781 PASS. MOTOR VEHCLS. EX. BUS	125	210	113
553 PERFUMERY, COSMETICS, ETC.	44 728	66 928	35 570	784 PARTS, TRACTORS, MOTOR VEH	37 650	21 665	11 531
554 SOAP, CLEANERS, POLISH, ETC	6 598	6 727	3 592	785 CYCLES, MOTORCYCLES ETC.	280	949	506
562 FERTILIZER, EXCEPT GRP272	674 696	14 813	7 805	786 TRAILERS, SEMI-TRAILR, ETC	858	2 009	1 085
571 POLYMERS OF ETHYLENE	350	75	43	792 AIRCRAFT, ASSOCTD. EQUIPNT	3	91	47
572 POLYMERS OF STYRENE	1 286	699	371	793 SHIP, BOAT, FLOAT. STRUCTRS	2 835	7 678	4 077
573 POLYMERS, VINYL CHLORIDE	133	182	97	811 PREFABRICATED BUILDINGS	181	73	37
574 POLYACETAL, POLYCARBONATE	476	333	177	812 PLUMBNG, SANITRY, EQPT, ETC	252	274	149
575 OTH. PLASTIC, PRIMARY FORM	13 807	10 273	5 457	813 LIGHTNG FIXTURES ETC. NES	104	582	315
581 PLASTIC TUBE, PIPE, HOSE	1 185	5 807	3 088	821 FURNITURE, CUSHIONS, ETC.	1 357	3 547	1 864
582 PLASTIC PLATE, SHEETS, ETC	20 224	37 762	20 035	831 TRUNK, SUIT-CASES, BAG, ETC	828	3 622	1 920
583 MONOFILAMENT OF PLASTICS	78	160	82	841 MENS, BOYS CLOTHNG, X-KNIT	483	3 283	1 740
591 INSECTICIDES, ETC.	235	814	439	842 WOMEN, GIRL CLOTHNG, XKNIT	2 516	8 807	4 668
592 STARCHES, INULIN, ETC.	12 435	25 533	13 587	843 MENS, BOYS CLOTHING, KNIT	6 284	20 940	11 130
597 PREPD ADDITIVES, LIQUIDS	646	638	339	844 WOMEN, GIRLS CLOTHNG, KNIT	972	6 171	3 277
598 MISC. CHEMICAL PRODS, NES	8 030	29 234	15 552	845 OTH. TEXTILE APPAREL, NES	7 539	22 453	11 931
612 MANUFACT. LEATHER ETC. NES	266	1 295	694	846 CLOTHING ACCESSRS, FABRIC	385	4 013	2 139
621 MATERIALS OF RUBBER	25 398	26 803	14 262	848 CLOTHING, NONTEXTL; HEADGEAR	194	1 327	717
625 RUBBER TYRES, TUBES, ETC.	54 962	36 451	19 359	851 FOOTWEAR	236	403	223
629 ARTICLES OF RUBBER, NES	15 139	29 629	15 765	871 OPTICAL INSTRUMENTS, NES	1	64	32
634 VENEERS, PLYWOOD, ETC.	11 905	1 108	594	872 MEDICAL INSTRUMENTS NES	12 054	60 066	32 097
635 WOOD MANUFACTURES, NES	1 044	485	264	873 METERS, COUNTERS, NES	39	1 894	1 003
641 PAPER AND PAPERBOARD	11 654	1 755	922	874 MEASURE, CONTROL INSTRMNT	2 153	57 541	30 691
				881 PHOTOGRAPH APPAR. ETC. NES	348	1 112	587

7 IMPORTS AND EXPORTS (SPECIAL TRADE) BY COUNTRIES OF PRODUCTION AND CONSUMPTION AND BY GROUPS OF THE SITC-REV. III 1989

GROUP DESCRIPTION	DT = 100 KG	1 000 DM	1 000 \$	GROUP DESCRIPTION	DT = 100 KG	1 000 DM	1 000 \$
882 PHOTO.CINEMATOGRPH.SUPPL	2 987	3 998	2 167	621 MATERIALS OF RUBBER	27 946	10 830	5 739
884 OPTICAL GOODS NES	1 090	31 654	16 845	625 RUBBER TYRES, TUBES, ETC.	7 268	1 119	582
885 WATCHES AND CLOCKS	6 68	974	513	629 ARTICLES OF RUBBER, NES	2 667	6 386	3 399
892 PRINTED MATTER	6 240	37 273	19 618	634 VENEERS, PLYWOOD, ETC.	52 557	9 538	5 056
893 ARTICLES, NES, OF PLASTICS	57 416	72 312	38 401	635 WOOD MANUFACTURES, NES	12 121	3 829	2 031
894 BABY CARRIAGE, TOYS, GAMES	12 748	25 203	13 362	641 PAPER AND PAPERBOARD	158 701	37 194	19 811
895 OFFICE, STATIONERY SUPPLS	2 161	10 716	5 705	642 PAPER, PAPERBOARD, CUT ETC	78 918	41 449	22 117
896 WORKS OF ART, ANTIQUE ETC	298	2 126	1 111	651 TEXTILE YARN	42 769	52 301	27 829
897 GOLD, SILVERWARE, JEWEL NES	325	11 940	6 386	652 COTTON FABRICS, WOVEN	3 939	6 095	3 245
898 MUSICAL INSTRUMENTS, ETC.	26 930	237 184	126 467	653 FABRICS, MAN-MADE FIBRES	4 933	18 483	9 876
899 MISC MANUFACTRD GOODS NES	4 678	21 018	11 169	654 OTH. TEXTILE FABRIC, WOVEN	3 403	6 847	3 616
971 GOLD, NONMONTY EXCL ORES	15	275	139	655 KNIT, CROCHET, FABRIC NES	5 838	17 154	9 148
EXPORTS	6 316 764	2 977 432	1 583 370	656 TULLE, LACE, EMBROIDRY, ETC	6 673	3 536	1 887
011 BOVINE MEAT	3 086	2 100	1 121	657 SPECIAL YARN, TXTL. FABRIC	9 723	5 590	2 961
012 OTHER MEAT, MEAT OFFAL	2 089	975	513	658 TEXTILE ARTICLES NES	1 162	1 390	731
015 MEAT, ED, OFFL, DRY, SLT, SMK	7 034	4 396	2 329	659 FLOOR COVERINGS, ETC.	1 777	1 342	706
017 MEAT, OFFL, PRPD, PRSVD, NES	358	429	227	661 LIME, CEMENT, CONSTR. MATRL	111 810	7 289	3 855
022 MILK AND CREAM	3 198	1 442	747	662 CLAY, REFRCT. CONSTR. MATRL	29 846	4 779	2 545
024 CHEESE AND CURD	4 183	2 999	1 592	663 MINERAL MANUFACTURES, NES	16 883	12 199	6 504
034 FISH, FRESH, CHILLED, FROZN	758	158	86	664 GLASS	35 399	12 443	6 658
037 FISH ETC. PREPD, PRSVD, NES	820	271	146	665 GLASSWARE	16 816	6 904	3 656
047 OTHER CEREAL MEAL, FLOURS	3 153	64	34	666 POTTERY	5 965	4 888	2 614
048 CEREAL PREPARATIONS	6 991	3 814	2 043	667 PEARLS, PRECIOUS STONES	1 008	126	133
054 VEGETABLES	4 622	2 131	1 154	671 PIG IRON, SPIEGELEISN, ETC	47 566	6 126	3 266
056 VEGETABLES, PRPD, PRSVD, NES	8 384	1 691	890	672 INGOTS ETC. IRON OR STEEL	16 231	3 183	1 688
057 FRUIT, NUTS EXCL. OIL NUTS	8 042	1 217	640	673 FLAT-ROLLED IRON ETC.	3 339	1 604	860
058 FRUIT, PRESERVED, PREPARED	294	145	77	674 FLAT-ROLLED PLATED IRON	32 859	8 302	4 355
059 FRUIT, VEGETABLE JUICES	9 980	2 862	1 541	675 FLAT-ROLLED, ALLOY STEEL	1 272	622	340
061 SUGARS, MOLASSES, HONEY	13 737	1 959	1 032	676 IRON, STL. BAR, SHAPES ETC.	13 177	4 517	2 397
062 SUGAR CONFECTIONERY	1 773	735	397	677 RAILWAY TRACK IRON, STEEL	22 819	6 489	3 452
071 COFFEE, COFFEE SUBSTITUTE	1 351	3 238	1 731	678 WIRE OF IRON OR STEEL	321	381	171
073 CHOCOLATE, OTH. COCOA PREP	1 001	722	390	679 TUBES, PIPES, ETC. IRON, STL	23 507	18 931	10 072
075 SPICES	582	515	269	680 COPPER	1 328	4 675	2 495
081 ANIMAL FEED STUFF	312 669	10 650	5 639	683 NICKEL	6 118	34 238	18 183
091 MARGARINE AND SHORTENING	432	86	47	684 ALUMINIUM	6 118	749	400
098 EDIBLE PROD. PREPRTNS, NES	23 133	7 246	3 847	685 LEAD	1 797	734	386
111 NON-ALCOHOL. BEVERAGE, NES	1 534	348	187	686 ZINC	136	187	95
112 ALCOHOLIC BEVERAGES	31 709	8 576	4 559	687 TIN	109	731	388
122 TOBACCO, MANUFACTURED	591	1 235	654	689 MISC. NON-FERR. BASE METAL	6 043	5 074	2 666
222 OILSEED (SFT. FIX VEG. OIL)	688	146	79	691 METALLIC STRUCTURES NES	13 570	16 056	8 431
232 SYNTHETIC RUBBER, ETC.	10 201	2 391	1 253	692 CONTAINERS, STORAGE, TRANSP	8 309	5 108	2 737
247 WOOD ROUGH, ROUGH SQUARED	17 812	333	173	693 WIRE PRODUCTS EXCL. ELECT	19 418	14 181	7 545
248 WOOD, SIMPLY WORKED	11 253	960	510	694 NAILS, SCREWS, NUTS, ETC.	9 287	22 274	11 799
263 COTTON	555	166	85	695 TOOLS	278	1 139	598
266 SYNTHETIC FIBRES	56 340	17 171	9 143	696 COUTLERY	3 044	3 210	1 723
267 OTHER MAN-MADE FIBRES	54 239	5 249	2 792	697 HOUSEHOLD EQUIPMENT, NES	41 250	33 617	17 830
268 WOOL, OTHER ANIMAL HAIR	106	164	88	699 MANUFACT. BASE METAL, NES	1 101	1 948	1 026
269 WORN CLOTHING, TEXTL. ARTL	886	286	148	711 STEAM GENER. BOILERS, ETC.	11	126	68
273 STONE, SAND AND GRAVEL	23 798	258	139	712 STEAM TURBINES	1 188	4 003	2 122
274 SULPHUR, UNRSTO. IRON PYRS	1 583	130	69	713 INTRNL COMBUS PSTN ENGIN	15	1 947	1 000
277 NATURAL ABRASIVES, NES	2	755	401	714 ENGINES, MOTORS NON-ELECT	4 113	7 270	3 873
278 OTHER CRUDE MINERALS	245 154	2 948	1 574	716 ROTATING ELECTRIC PLANT	190	784	415
285 ALUMINIUM ORE, CONCTR. ETC	18	65	35	717 AGRIC. MACHINES, EX. TRACTR	19 135	20 420	10 790
291 CRUDE ANIMAL MATERIALS, NES	166	108	57	722 TRACTORS	6 342	7 027	3 796
292 CRUDE VEG. MATERIALS, NES	5 315	4 409	2 366	723 CIVIL ENGINEERING EQUIPT	18 719	17 132	9 119
321 COAL, NOT AGGLOMERATED	33 400	1 323	729	724 TEXTILE, LEATHER MACHINES	11 251	34 963	18 574
322 BRIOQUETTES, LIGNITE, PEAT	254 091	4 052	2 138	725 PAPER, PULP MILL MACHINES	1 127	5 010	2 662
334 PETROLEUM PRODUCTS	5 576	1 210	636	726 PRINTING, BOOKBINDNG MACHS	4 582	22 508	12 194
335 RESIDUAL PETROL. PRODUCTS	8 411	1 252	660	727 FOOD-PROCESS. MCH. NON DOM	2 141	10 745	5 710
411 ANIMAL OILS AND FATS	6 595	761	400	728 OTH. MACH. PTS, SPCL INDUST	13 477	47 839	25 526
421 FIXED VEG. FAT, OILS, SOFT	29 794	2 608	1 379	731 METAL REMOVAL WORK TOOLS	2 850	8 848	4 742
422 FIXED VEG. FAT, OILS, OTHER	3 433	466	241	733 MACH-TOOLS, METAL-WORKING	1 953	6 115	3 284
431 ANIMAL, VEG. FATS, OILS, NES	8 450	1 432	752	735 PARTS, NES, FOR MACH-TOOLS	2 038	6 020	3 173
511 HYDROCARBONS, NES, DERIVTS	22 308	2 987	1 575	737 METALWORKING MACHNRY NES	957	3 908	2 077
512 ALCOHOL. PHENOL, ETC. DERIV	63 048	14 328	7 629	741 HEATING, COOLING EQUIP. PART	16 804	21 483	11 451
513 CARBOXYLIC ACIDS, DERIVTS	68 233	13 456	7 135	742 PUMPS FOR LIQUIDS, PARTS	6 890	24 220	12 907
514 NITROGEN-FUNCT. COMPOUNDS	23 208	17 955	9 567	743 PUMPS, NES, CENTRIFUGS ETC	16 840	21 969	11 781
515 ORGANIC-INORGANIC COMPNDS	11 290	19 070	10 193	744 MECHANICAL HANDLING EQUIP	12 780	33 415	17 644
516 OTHER ORGANIC CHEMICALS	16 546	9 453	5 001	745 OTH. NONELEC MCH. TOOL, NES	566	1 728	921
522 INORGANIC CHEM. ELEMENTS	291 919	15 921	8 466	746 BALL OR ROLLER BEARINGS	1 100	8 738	4 672
523 METAL SALTS, INORGAN. ACID	61 415	8 476	4 490	747 TAPS, COCKS, VALVES, ETC.	5 102	8 653	4 605
524 OTHER CHEMICAL COMPOUNDS	3 877	3 984	2 117	748 TRANSMISSIONS SHAFTS ETC	2 341	14 417	7 698
531 SYNTH. COLOURS, LAKES, ETC.	8 660	11 151	5 913	749 NON-ELECT MACH. PARTS, ETC	1 216	8 464	4 506
532 DYEING, TANNING MATERIALS	1 143	307	167	751 OFFICE MACHINES	9 129	364 624	193 224
533 PIGMENTS, PAINTS, ETC.	31 055	12 993	6 917	752 AUTOMATC. DATA PROC. EQUIP	10 252	96 426	51 494
541 MEDICINES, ETC. EXC. GRP542	8 777	35 456	18 896	759 PARTS, FOR OFFICE MACHINES	2 696	11 792	6 346
542 MEDICAMENTS	10 768	46 179	24 399	761 TELEVISION RECEIVERS ETC	1 085	7 090	3 769
551 ESSENT. OIL, PERFUME, FLAVR	403	881	468	762 RADIO-BROADCAST RECEIVER	1 104	940	498
553 PERFUMERY, COSMETICS, ETC.	1 964	2 938	1 550	763 SOUND RECORDER, PHONOGRPH	1 523	17 425	9 283
554 SOAP, CLEANERS, POLISH, ETC	15 786	4 979	2 646	764 TELECOMM. EQUIP. PARTS NES	2 191	10 352	5 508
562 FERTILIZER, EXCEPT GRP272	2 346 915	42 582	22 917	771 ELECT POWER MACHNRY, PARTS	17 928	97 140	51 798
571 POLYMERS OF ETHYLENE	98 225	20 108	10 700	772 ELECT. SWITCH, RELAY, CIRCUIT	34 337	46 799	24 980
572 POLYMERS OF STYRENE	44 334	14 560	7 757	773 ELECTRO-DISTRIB. EQUIP NES	215	5 824	3 115
573 POLYMERS, VINYL CHLORIDE	96 426	20 477	10 895	774 ELECTRO-MEDCL. XRAY EQUIP	36 693	54 885	29 223
574 POLYACETAL, POLYCARBONATE	32 893	14 796	7 865	775 DOM. ELEC. NON-ELEC. EQUIPT	851	129 589	69 237
575 OTH. PLASTIC, PRIMARY FORM	63 036	27 613	14 679	776 TRANSISTORS, VALVES, ETC.	7 334	23 296	12 391
579 PLASTIC WASTE, SCRAP ETC	11 681	1 283	684	778 ELECTRIC. MACH. APPART. NES	131 306	195 816	104 616
581 PLASTIC TUBE, PIPE, HOSE	3 659	2 431	1 282	781 PASS. MOTOR VEHCLS. EX. BUS	26 102	34 307	18 324
582 PLASTIC PLATE, SHEETS, ETC	67 002	49 524	26 279	782 GOODS, SPCL TRANSPORT VEH	13 783	20 698	11 018
583 MONOFILAMENT OF PLASTICS	18 814	7 214	3 844	783 ROAD MOTOR VEHICLES NES	20 739	36 722	19 529
591 INSECTICIDES, ETC.	6 750	7 839	4 126	784 PARTS, TRACTORS, MOTOR VEH	4 671	5 692	3 023
592 STARCHES, INULIN, ETC.	24 904	5 100	2 721	785 CYCLES, MOTORCYCLES ETC.	2 528	1 841	985
593 EXPLOSIVES, PYROTECHNICS	77	287	1 058	786 TRAILERS, SEMI-TRAILR, ETC	37	133	69
597 PREPRD ADDITIVES, LIQUIDS	5 159	1 914	1 005	791 RAILWAY VEHICLES, EQUIPNT	1 709	89 211	46 505
598 MISC. CHEMICAL PRODOTS, NES	36 775	20 950	11 159	792 AIRCRAFT, ASSOCTD. EQUIPNT	24 643	13 060	6 917
611 LEATHER	298	845	447	793 SHIP, BOAT, FLOAT. STRUCTRS	301	418	222
612 MANUFACT. LEATHER ETC. NES	207	521	277	811 PREFABRICATED BUILDINGS			

7 IMPORTS AND EXPORTS (SPECIAL TRADE) BY COUNTRIES OF PRODUCTION AND CONSUMPTION AND BY GROUPS OF THE SITC-REV. III 1989

GROUP DESCRIPTION	DT = 100 KG	1 000 DM	1 000 \$	GROUP DESCRIPTION	DT = 100 KG	1 000 DM	1 000 \$
812 PLUMBING, SANITARY, ETC.	5 641	1 608	857	351 ELECTRIC CURRENT	-	-	-
813 LIGHTING FIXTURES ETC. NES	2 112	4 601	2 448	411 ANIMAL OILS AND FATS	203 477	14 293	7 605
821 FURNITURE, CUSHIONS, ETC.	21 176	16 701	8 840	421 FIXED VEG. FAT, OILS, SOFT	398 170	31 121	16 452
831 TRUNK, SUIT-CASES, BAG, ETC	318	987	511	422 FIXED VEG. FAT, OILS, OTHER	39 284	6 594	3 505
841 MENS, BOYS CLOTHING, X-KNIT	1 503	16 694	8 889	431 ANIMAL, VEG. FATS, OILS, NES	147 993	20 056	10 684
842 WOMEN, GIRL CLOTHING, X-KNIT	5 451	66 865	35 582	511 CARBOXYLIC ACIDS, DERIVTS	2 265	607	323
843 MENS, BOYS CLOTHING, KNIT	62	410	214	512 ALCOHOL, PHENOL, ETC. DERIV	2 314	527	279
844 WOMEN, GIRLS CLOTHING, KNIT	180	2 917	1 536	513 CARBOXYLIC ACIDS, DERIVTS	26 986	6 585	3 503
845 OTHR. TEXTILE APPAREL, NES	699	10 734	5 688	514 NITROGEN-FUNCT. COMPOUNDS	9 429	6 314	3 357
846 CLOTHING ACCESSRS, FABRIC	520	3 882	2 074	515 ORGANO-INORGANIC COMPNDS	23 878	16 387	8 725
848 CLOTHING, NONTEXTL; HEADGEAR	434	3 950	2 113	516 OTHER ORGANIC CHEMICALS	49 518	57 266	30 256
851 FOOTWEAR	1 899	7 065	3 738	522 INORGANIC CHEM. ELEMENTS	141 713	6 836	3 649
871 OPTICAL INSTRUMENTS, NES	30	828	445	523 METAL. SALTS, INORGAN. ACID	28 756	734	395
872 MEDICAL INSTRUMENTS NES	1 329	6 215	3 316	524 OTHER CHEMICAL COMPOUNDS	421	120	65
873 METERS, COUNTERS, NES	532	2 794	1 489	525 RADIO-ACTIVE MATERIALS	-	77	38
874 MEASURE, CONTROL INSTRMNT	1 146	24 396	12 982	531 SYNTH. COLOURS, LAKES, ETC.	13 098	17 056	9 056
881 PHOTOGRAPH APPAR. ETC. NES	378	3 395	1 833	532 DYEING, TANNING MATERIALS	269	161	83
882 PHOTO. CINEMATOGPH. SUPPL	8 941	14 090	7 454	533 PIGMENTS, PAINTS, ETC.	53 138	27 670	14 623
884 OPTICAL GOODS NES	413	19 129	10 184	541 MEDICINES, ETC. EXC. GRP542	9 506	42 029	22 980
885 WATCHES AND CLOCKS	262	2 678	1 431	542 MEDICAMENTS	4 615	103 235	55 165
891 ARMS AND AMMUNITION	77	358	189	551 ESSNTL. OIL, PERFUME, FLAVR	777	1 121	559
892 PRINTED MATTER	4 129	6 951	3 723	553 PERFUMERY, COSMETICS, ETC.	3 594	1 216	3 818
893 ARTICLES, NES, OF PLASTICS	38 222	38 065	20 275	554 SOAP, CLEANERS, POLISH, ETC	67 612	12 570	6 699
894 BABY CARRIAGE, TOYS, GAMES	4 900	5 293	2 817	562 FERTILIZER, EXCEPT GRP272	1 825 296	39 017	20 577
895 OFFICE, STATIONERY SUPPLS	1 448	3 897	2 055	571 POLYMERS OF ETHYLENE	18 051	2 743	1 468
896 WORKS OF ART, ANTIQUE ETC	11	304	162	572 POLYMERS OF STYRENE	3 058	1 275	682
897 GOLD, SILVERWARE, JEWEL NES	40	2 487	1 309	573 POLYMERS, VINYL CHLORIDE	1 318	983	523
898 MUSICAL INSTRUMENTS, ETC.	3 084	8 849	4 682	574 POLYACETAL. POLYCARBONATE	13 749	12 216	6 466
899 MISC MANUFACTRD GOODS NES	2 572	8 087	4 304	575 OTH. PLASTIC, PRIMARY FORM	93 369	22 350	11 892
971 GOLD, NONMONETARY EXCL DRES	4	530	285	579 PLASTIC WASTE, SCRAP ETC	28 059	2 985	1 577
DENMARK				581 PLASTIC TUBE, PIPE, HOSE	18 561	11 677	6 173
IMPORTS	50 777 678	9 237 117	4 920 215	582 PLASTIC PLATE, SHEETS, ETC	113 208	49 860	26 491
001 LIVE ANIMALS	43 612	15 877	8 435	583 MONOFILAMENT OF PLASTICS	2 528	1 658	878
011 BOVINE MEAT	255 562	141 491	75 693	591 INSECTICIDES, ETC.	28 521	11 824	6 288
012 OTHER MEAT, MEAT OFFAL	784 319	370 521	197 402	592 STARCHES, INULIN, ETC.	42 431	15 988	8 572
016 MEAT, ED. OFFL, DRY, SLT, SMK	3 850	4 527	2 386	597 PREPRD ADDITIVES, LIQUIDS	45 960	12 487	6 623
017 MEAT, OFFL, PRPD, PRSVD, NES	165 095	94 297	50 154	611 LEATHER	152 620	39 936	21 251
022 MILK AND CREAM	244 368	46 929	24 666	612 MANUFACT. LEATHER ETC. NES	6 943	10 944	5 840
023 BUTTER, OTHER FAT OF MILK	71 148	53 560	28 290	631 FURSKINS, TANNED, DRESSED	539	1 247	660
024 CHEESE AND CURD	370 422	287 249	153 126	621 MATERIALS OF RUBBER	139	2 524	1 349
025 EGGS, BIRDS, YOLKS, ALBUMIN	18 118	5 292	2 814	625 RUBBER TYRES, TUBES, ETC.	14 759	11 542	6 128
034 FISH, FRESH, CHILLED, FROZEN	958 946	325 253	173 342	629 ARTICLES OF RUBBER, NES	35 721	13 642	7 259
035 FISH, DRIED, SALTED, SMOKED	64 184	85 198	46 367	633 CORK MANUFACTURES	4 490	9 425	5 007
036 CRUSTACEANS, MOLLUSCS ETC	75 050	7 850	4 190	634 VENEERS, PLYWOOD, ETC.	1 266	535	294
037 FISH ETC. PREPD, PRSVD, NES	171 571	112 566	60 287	635 WOOD MANUFACTURES, NES	156 905	34 647	18 430
041 WHEAT, MESLIN, UNMILLED	2 680 858	105 978	56 177	641 PAPER AND PAPERBOARD	358 303	129 242	68 787
042 RICE	183	65	35	642 PAPER, PAPERBOARD, CUT ETC	537 217	60 655	32 242
043 BARLEY, UNMILLED	3 430 946	149 558	79 748	651 TEXTILE YARN	296 368	77 195	41 131
044 MAIZE UNMILLED	4 276	184	105	652 COTTON FABRICS, WOVEN	58 729	67 364	35 801
045 OTHER CEREALS, UNMILLED	524 342	19 859	10 602	653 FABRICS, MAN-MADE FIBRES	7 028	16 398	8 761
048 CEREAL PREPARATIONS	331 921	60 125	31 984	654 OTH. TEXTILE FABRIC, WOVEN	3 455	7 447	3 989
054 VEGETABLES	1 956 628	128 577	68 657	655 KNIT, CROCHET FABRIC NES	1 679	7 582	4 031
056 VEGETABLES, PRPD, PRSVD, NES	45 865	16 368	8 723	656 TULLE, LACE, EMBROIDRY, ETC	770	2 607	1 384
057 FRUIT, NUTS EXCL. OIL NUTS	21 534	2 474	1 301	657 SPECIAL YARN, TXTL. FABRIC	133	516	277
058 FRUIT, PRESERVED, PREPARED	46 386	11 376	5 986	658 TEXTILE ARTICLES NES	22 750	18 582	9 924
059 FRUIT, VEGETABLE JUICES	43 000	10 060	5 331	659 FLOOR COVERINGS, ETC.	7 828	21 256	11 312
061 SUGARS, MOLASSES, HONEY	126 604	16 907	8 997	661 LIME, CEMENT, CONSTR. MATRL	100 916	70 205	37 366
062 SUGAR CONFECTIONERY	25 483	13 427	7 101	662 CLAY, REFRACT. CONSTR. MATRL	496 474	15 446	8 179
071 COFFEE, COFFEE SUBSTITUTE	156	72	40	663 MINERAL MANUFACTURES, NES	740 762	13 968	7 404
073 CHOCOLATE, OTH. COCOA PREP	13 059	8 187	4 376	664 GLASS	1 612 917	62 257	33 097
074 TEA AND MATE	371	140	76	665 GLASSWARE	74 810	11 933	6 350
075 SPICES	1 356	761	405	666 POTTERY	77 243	13 931	7 409
081 ANIMAL FEED STUFF	1 569 472	48 414	25 781	667 PEARLS, PRECIOUS STONES	3 110	11 311	6 036
091 MARGARINE AND SHORTEINING	1 690	357	193	671 PIG IRON, SPIEGELEISN, ETC	448	78	40
098 EDIBLE PROD. PREPRTNS, NES	148 888	56 117	29 814	672 INGOTS ETC. IRON OR STEEL	1 683	206	111
111 NON-ALCOHOL. BEVERAGE, NES	11 850	1 150	614	673 FLAT-ROLLED IRON ETC.	1 262 786	103 839	55 260
112 ALCOHOLIC BEVERAGES	914 770	130 040	69 021	674 FLAT-ROLLED PLATED IRON	15 729	2 309	1 223
122 TOBACCO, MANUFACTURED	25 804	82 188	43 725	675 FLAT-ROLLED, ALLOY STEEL	2 574	1 017	537
211 HIDES, SKINS (EX. FURS), RAW	21 743	9 741	5 180	676 IRON, STL. BAR, SHAPES, ETC.	394 629	34 847	18 417
212 FURSKINS, RAW	9 215	105 583	55 975	677 RAILWAY TRACK IRON, STEEL	2 183	462	241
222 OILSEED (SFT. FIX VEG. OIL)	1 389 127	132 652	71 146	678 WIRE OF IRON OR STEEL	10 233	1 687	898
223 OILSEED (OTH. FIX. VEG. OIL)	5 740	1 242	657	679 TUBES, PIPES, ETC. IRON, STL	195 127	46 075	24 355
232 SYNTHETIC RUBBER, ETC.	6 980	222	118	681 SILVER, PLATINUM, ETC.	29	946	504
245 FUEL WOOD, WOOD CHARCOAL	5 620	74	39	682 COPPER	38 539	17 454	9 307
246 WOOD IN CHIPS, PARTICLES	152 259	1 203	640	683 NICKEL	210	702	377
247 WOOD ROUGH, ROUGH SQUARED	112 444	4 483	2 381	684 ALUMINIUM	206 054	107 084	56 914
248 WOOD, SIMPLY WORKED	255 061	24 106	12 827	685 ZINC	1 736	547	297
251 PULP AND WASTE PAPER	896 495	38 654	20 645	689 MISC. NON-FERR. BASE METAL	558	407	216
263 COTTON	3 491	472	251	691 METALLIC STRUCTURES NES	305 230	133 872	71 285
266 SYNTHETIC FIBRES	44 166	12 754	6 822	692 CONTAINERS, STORAGE, TRNSP	20 369	11 408	6 095
267 OTHER MAN-MADE FIBRES	2 993	258	138	693 WIRE PRODUCTS EXCL. ELECT	1 283	1 175	619
268 WOOL, OTHER ANIMAL HAIR	434	541	284	694 NAILS, SCREWS, NUTS, ETC.	49 259	20 309	10 766
269 HORN CLOTHING, TEXTL. ARTL	6 286	756	395	695 TOOLS	7 860	23 406	12 468
273 STONE, SAND AND GRAVEL	7 386 676	14 540	7 754	696 CUTLERY	348	1 752	945
274 SULPHUR, UNRSTD. IRON PYRS	62 482	337	180	697 HOUSEHOLD EQUIPMENT, NES	28 025	29 790	15 925
278 OTHER CRUDE MINERALS	862 611	10 157	5 402	699 MANUFACTS. BASE METAL, NES	219 371	104 142	55 501
281 IRON ORE, CONCENTRATES	35 050	614	319	711 STEAM GENER. BOILERS, ETC.	26 529	9 115	4 829
282 FERROUS WASTE AND SCRAP	1 736 026	45 900	24 465	712 STEAM TURBINES	522	4 850	2 558
287 ORE, CONCENTR. BASE METALS	2 624	181	94	713 INTRNL COMBUS PSTN ENGIN	9 983	20 005	10 735
288 NON-FERROUS WASTE, SCRAP	520 299	124 664	66 368	714 ENGINES, MOTORS NON-ELECT	1 977	2 615	1 392
289 PREC. METAL DRES, CONCTRTS	386	6 189	3 308	715 ROTATING ELECTRIC PLANT	50 775	60 123	31 933
291 CRUDE ANIMAL MATERLS, NES	150 482	33 322	17 750	718 OTH. POWR. GENRTNG. MACHNRY	12 182	34 843	18 517
292 CRUDE VEG. MATERIALS, NES	729 289	294 531	157 145	721 AGRIC. MACHINES, EX. TRACTR	60 364	64 685	34 412
334 PETROLEUM PRODUCTS	3 445 074	101 848	53 862	722 TRACTORS	2 982	2 814	1 501
335 RESIDUAL PETROL. PRODUCTS	241 592	8 950	4 761	723 CIVIL ENGINEERING EQUIPT	16 337	15 291	8 118
342 LIQUEFIED PROPANE, BUTANE	4 990	139	73	724 TEXTILE, LEATHER MACHINES	8 126	20 168	10 644
				725 PAPER, PULP MILL MACHINES	8 459	14 562	7 758
				726 PRINTNG, BOOKBINDNG MACHS	8 512	35 380	18 860

7 IMPORTS AND EXPORTS (SPECIAL TRADE) BY COUNTRIES OF PRODUCTION AND CONSUMPTION AND BY GROUPS OF THE SITC-REV. III 1989

GROUP DESCRIPTION	DT = 100 KG	1 000 DM	1 000 \$	GROUP DESCRIPTION	DT = 100 KG	1 000 DM	1 000 \$
727 FOOD-PROCESS. MCH. NON DOM	19 601	44 510	23 492	059 FRUIT, VEGETABLE JUICES	187 454	40 379	21 388
728 OTH. MACH. PTS, SPLC INDUSTR	31 124	77 402	41 250	061 SUGARS, MOLASSES, HONEY	382 539	25 311	13 457
731 METAL REMOVAL WORK TOOLS	4 615	8 155	4 339	062 SUGAR CONFECTIONERY	16 531	8 180	4 332
733 MACH-TOOLS, METAL-WORKING	13 766	16 759	8 903	071 COFFEE, COFFEE SUBSTITUTE	49 409	32 948	17 510
735 PARTS, NES, FOR MACH-TOOLS	2 850	10 936	5 835	072 COCCA	20 102	6 114	3 244
737 METALWORKING MACHNRY, NES	9 558	21 770	11 855	073 CHOCOLATE, OTH. COCCA PREP	57 068	40 256	21 469
741 HEATING, COOLING EQUIP, PART	34 856	102 690	54 995	074 TEA AND MATE	1 557	1 612	859
742 PUMPS FOR LIQUIDS, PARTS	183 340	126 342	67 288	075 SPICES	8 522	6 859	3 640
743 PUMPS NES, CENTRIFUGS ETC	149 316	107 819	57 504	081 ANIMAL FEED STUFF	4 853 858	258 808	137 949
744 MECHANICAL HANDLING EQUIP	61 304	75 778	40 361	091 MARGARINE AND SHORTENING	44 110	5 730	3 064
745 OTH. NONELEC MCH, TOOL, NES	34 382	88 484	47 150	098 EDIBLE PROD. PREPRTNS, NES	102 346	29 239	15 539
746 BALL OR ROLLER BEARINGS	976	1 518	808	111 NON-ALCOHOL. BEVERAGE, NES	21 908	3 436	1 819
747 TAPS, COCKS, VALVES, ETC.	38 158	128 746	68 506	112 ALCOHOLIC BEVERAGES	142 074	35 565	18 873
748 TRANSMISSIONS SHAFTS ETC	20 370	18 564	9 881	121 TOBACCO, UNMANUFACTURED	225	69	36
749 NON-ELECT MACH. PARTS, ETC	5 679	16 540	8 854	122 TOBACCO, MANUFACTURED	3 249	8 492	4 510
751 OFFICE MACHINES	2 734	14 625	7 723	211 HIDES, SKINS (EX. FURS), RAW	20 555	8 473	4 510
752 AUTOMAT. DATA PROC. EQUIP	2 697	45 768	24 415	212 FURSKINS, RAW	176	3 847	2 101
759 PARTS, FOR OFFICE MACHINS	2 473	39 496	21 062	222 OILSEED (SFT. FIX VEG. OIL)	256 645	25 960	13 552
761 TELEVISION RECEIVERS ETC	3 783	23 641	12 690	223 OILSEED (OTH. FIX. VEG. OIL)	4 116	499	267
762 RADIO-BROADCAST RECEIVER	1 522	6 505	3 516	231 NATURAL RUBBER, ETC.	2 445	579	310
763 SOUND RECORDER, PHONOGRPH	307	3 399	1 809	232 SYNTHETIC RUBBER, ETC.	46 291	12 377	6 584
764 TELECOMM. EQUIP. PARTS NES	33 434	132 926	70 738	245 FUEL WOOD, WOOD CHARCOAL	7 190	540	279
771 ELECT POWER MACHNRY, PARTS	8 393	28 639	15 279	246 WOOD IN CHIPS, PARTICLES	260 018	2 723	1 451
772 ELEC. SWITCH, RELAY, CIRCUIT	5 938	50 975	27 073	247 WOOD ROUGH, ROUGH SQUARED	900 237	12 756	6 759
773 ELECTR. DISTRIBUT. EQPT NES	1 776	5 159	2 735	248 WOOD, SIMPLY WORKED	255 905	23 830	12 663
774 ELECTRO-MEDCL. XRAY EQUIP	1 438	21 664	11 515	251 PULP AND WASTE PAPER	344 199	10 683	5 688
775 DOM. ELEC. NON-ELEC. EQUIPT	74 030	67 899	36 119	263 COTTON	2 980	512	274
776 TRANSISTORS, VALVES, ETC.	1 148	19 982	10 618	265 VEGETABLE TEXTILE FIBRES	103	102	52
778 ELECTRIC. MACH. APPART. NES	13 516	42 056	22 433	266 SYNTHETIC FIBRES	22 813	8 161	4 343
781 PASS. MOTOR VEHCLS. EX. BUS	17 648	28 549	15 216	267 OTHER MAN-MADE FIBRES	915	373	195
782 GOODS, SPLC TRANSPORT VEH	49 174	29 354	15 663	268 WOOL, OTHER ANIMAL HAIR	3 040	2 223	1 182
783 ROAD MOTOR VEHICLES NES	6 361	5 718	3 117	269 WORN CLOTHING, TEXTL. ARTL	6 985	521	277
784 PARTS, TRACTORS, MOTOR VEH	145 145	82 133	43 670	272 FERTILIZERS, CRUDE	3 090	134	74
785 CYCLES, MOTORCYCLES ETC.	2 092	4 971	2 629	273 STONE, SAND AND GRAVEL	574 319	9 329	4 960
786 TRAILERS, SEMI-TRAILER, ETC	75 544	38 467	20 448	274 SULPHUR, UNRSTD. IRON PYRS	656 190	14 363	7 599
791 RAILWAY VEHICLES, EQUIPNT	1 513	2 442	1 305	277 NATURAL ABRASIVES, NES	1 101	135	70
792 AIRCRAFT, ASSOCTD. EQUIPNT	808	22 293	11 900	278 OTHER CRUDE MINERALS	1 370 185	13 411	7 124
793 SHIP, BOAT, FLOAT, STRUCTRS	40 724	39 934	21 152	282 FERRUS WASTE AND SCRAP	612 427	15 202	7 957
811 PREFABRICATED BUILDINGS	81 747	22 695	12 059	285 ALUMINIUM ORE, CONCTR. ETC	5 532	389	203
812 PLUMBING, SANITRY, EQPT. ETC	74 967	29 129	15 505	287 ORE, CONCENTR. BASE METALS	8 314	317	170
813 LIGHTING FIXTURES ETC. NES	21 277	39 057	20 835	288 NON-FERROUS WASTE, SCRAP	53 605	12 273	6 486
821 FURNITURE, CUSHIONS, ETC.	751 714	572 251	305 241	291 CRUDE ANIMAL MATERLS. NES	153 709	23 211	12 346
831 TRUNK, SUIT-CASES, BAG, ETC	521	3 678	1 940	292 CRUDE VEG. MATERIALS, NES	78 527	42 665	22 875
841 MENS, BOYS CLOTHING, X-KNIT	4 630	23 587	12 498	321 COAL, NOT AGGLOMERATED	35 878	982	526
842 WOMEN, GIRL CLOTHING, XKNIT	5 035	34 757	18 678	322 BRIQUETTES, LIGNITE, PEAT	133 807	3 298	1 753
843 MENS, BOYS CLOTHING, KNIT	1 317	4 930	2 600	325 COKE, SEMI-COKE, RET. CARBN	64 329	2 172	1 155
844 WOMEN, GIRLS CLOTHING, KNIT	3 343	21 976	11 685	334 PETROLEUM PRODUCTS	528 815	35 960	19 130
845 OTHR. TEXTILE APPAREL, NES	13 718	87 913	46 814	335 RESIDUAL PETROL. PRODUCTS	1 353 341	43 428	22 937
846 CLOTHING ACCESSRS, FABRIC	5 317	11 763	6 240	342 LIQUEFIED PROPANE, BUTANE	38 304	1 091	580
848 CLOTHING, NONTEXTL; HEADGEAR	2 238	6 424	3 409	344 PETROLEUM GASES, NES	-	-	-
851 FOOTWEAR	4 702	24 705	13 121	351 ELECTRIC CURRENT	-	-	-
871 OPTICAL INSTRUMENTS, NES	31	595	316	411 ANIMAL OILS AND FATS	238 664	15 364	8 114
872 MEDICAL INSTRUMENTS NES	18 146	64 391	34 234	421 FIXED VEG. FAT, OILS, SOFT	519 095	48 743	25 905
873 METERS, COUNTERS, NES	310	3 416	1 820	422 FIXED VEG. FAT, OILS, OTHER	52 106	7 487	3 978
874 MEASURE, CONTROL. INSTRUMT	9 572	130 437	69 537	431 ANIMAL, VEG. FATS, OILS, NES	1 338 625	95 799	50 934
881 PHOTOGRAPH APPAR. ETC. NES	5 119	36 859	19 598	511 HYDROCARBONS, NES, DERIVTS	54 162	10 987	5 814
882 PHOTO. CINEMATOPRPH. SUPPL	399	2 819	1 493	512 ALCOHOL, PHENOL, ETC. DERIV	268 204	55 041	29 246
883 CINE. FILM EXPOS. DEVELOP	3	120	60	513 CARBOXYLIC ACIDS, DERIVTS	148 650	34 540	18 362
884 OPTICAL GOODS NES	221	6 127	3 271	514 NITROGEN-FUNCT. COMPOUNDS	64 481	23 278	12 376
885 WATCHES AND CLOCKS	436	3 778	2 024	515 ORGANO-INORGANIC COMPNDS	19 366	19 508	10 374
891 ARMS AND AMMUNITION	83	359	187	516 OTHER ORGANIC CHEMICALS	84 151	17 197	9 150
892 PRINTED MATTER	39 511	65 552	34 882	522 INORGANIC CHEM. ELEMENTS	1 082 875	62 502	33 179
893 ARTICLES, NES, OF PLASTICS	165 470	160 505	85 340	523 METAL, SALTS, INORGAN. ACID	1 001 464	46 618	24 779
894 BABY CARRIAGE, TOYS, GAMES	60 086	158 781	84 739	524 OTHER CHEMICAL COMPOUNDS	49 317	6 424	3 391
895 OFFICE, STATIONERY SUPPLS	1 455	3 224	1 717	525 RADIO-ACTIVE MATERIALS	14	1 988	1 058
896 WORKS OF ART, ANTIQUE ETC	10 217	32 815	17 538	531 SYNTH. COLOURS, LAKES, ETC.	22 970	49 044	26 016
897 GOLD, SILVERWARE, JEWEL NES	280	8 112	4 339	532 DYEING, TANNING MATERIALS	4 377	2 507	1 322
898 MUSICAL INSTRUMENTS, ETC.	10 871	57 234	30 590	533 PIGMENTS, PAINTS, ETC.	197 395	102 562	54 498
899 MISC MANUFACTRD GOODS NES	14 203	42 291	22 495	541 MEDICINES, ETC. EXC. GRP542	16 816	81 554	43 251
961 COIN NONGOLD NONCURRENT	1	150	78	542 MEDICAMENTS	10 645	53 811	28 646
971 GOLD, NONMONTY EXCL ORES	18	11 328	6 250	551 ESSNTL. OIL, PERFUME, FLAVR	4 933	6 944	3 686
				553 PERFUMERY, COSMETICS, ETC.	24 849	30 136	16 004
EXPORTS	38 875 146	12 102 664	6 437 822	554 SOAP, CLEANERS, POLISH, ETC	152 651	41 355	22 008
001 LIVE ANIMALS	1 933	4 573	2 433	562 FERTILIZER, EXCEPT GRP272	1 096 642	29 568	15 813
011 BOVINE MEAT	153 645	110 398	58 720	571 POLYMERS OF ETHYLENE	283 395	59 653	31 712
012 OTHER MEAT, MEAT OFFAL	96 001	41 932	22 265	572 POLYMERS OF STYRENE	147 721	54 929	29 240
016 MEAT, ED. OFFL, DRY, SLT, SMK	9 175	3 179	1 693	573 POLYMERS, VINYL CHLORIDE	193 649	47 245	25 130
017 MEAT, OFFL. PRPD, PRSVD, NES	22 765	14 663	7 781	574 POLYACETAL, POLYCARBONATE	151 361	68 843	36 587
022 MILK AND CREAM	102 095	28 987	15 389	575 OTH. PLASTIC, PRIMARY FORM	397 931	133 548	71 006
023 BUTTER, OTHER FAT OF MILK	19 478	14 633	7 673	579 PLASTIC WASTE, SCRAP ETC	24 934	1 288	686
024 CHEESE AND CURD	37 778	25 507	13 591	581 PLASTIC TUBE, PIPE, HOSE	32 568	27 369	14 521
025 EGGS, BIRDS, YOLKS, ALBUMIN	7 025	1 809	962	582 PLASTIC PLATE, SHEETS, ETC	287 853	164 410	87 354
034 FISH, FRESH, CHILLED, FROZN	45 219	12 371	6 555	583 MONOFILAMENT OF PLASTICS	28 208	21 510	11 408
035 FISH, DRIED, SALTED, SMOKED	859	1 113	593	584 INSECTICIDES, ETC.	36 040	46 276	24 537
036 CRUSTACEANS, MOLLUSCS ETC	2 225	3 284	1 750	592 STARCHES, INULIN, ETC.	225 410	35 599	18 878
037 FISH ETC. PREPD, PRSVD, NES	12 848	9 692	5 163	593 EXPLOSIVES, PYROTECHNICS	3 161	6 016	3 236
041 WHEAT, MESLIN, UNMILLED	148 407	6 736	3 552	597 PREPRED ADDITIVES, LIQUIDS	50 915	19 596	10 448
042 RICE	119 911	21 480	11 433	598 MISC. CHEMICAL PRODTS. NES	638 860	116 399	61 886
043 BARLEY, UNMILLED	56 169	3 532	1 857	611 LEATHER	2 307	10 334	5 511
044 MAIZE UNMILLED	290 668	17 931	9 520	612 MANUFACT. LEATHER ETC. NES	847	4 724	2 498
045 OTHER CEREALS, UNMILLED	75 688	3 886	2 040	613 FURSKINS, TANNED, DRESSED	152	3 783	2 004
046 MEAL, FLOUR OF WHEAT, MSLN	44 478	2 918	1 552	621 MATERIALS OF RUBBER	31 441	25 632	13 624
047 OTHER CEREAL MEAL, FLOURS	328 676	20 734	10 972	625 RUBBER TYRES, TUBES, ETC.	83 006	53 527	28 434
048 CEREAL PREPARATIONS	313 480	65 981	35 102	629 ARTICLES OF RUBBER, NES	12 282	34 471	18 347
054 VEGETABLES	498 227	33 227	17 612	633 CORK MANUFACTURES	1 755	1 988	1 047
056 VEGETABLES, PRPD, PRSVD, NES	118 294	23 301	12 407	634 VENEERS, PLYWOOD, ETC.	1 108 873	120 551	64 148
057 FRUIT, NUTS EXCL. OIL NUTS	278 687	40 965	21 844	635 WOOD MANUFACTURES, NES	64 533	20 745	11 047
058 FRUIT, PRESERVED, PREPARED	51 667	12 957	6 912	641 PAPER AND PAPERBOARD	725 395	143 928	76 594
				642 PAPER, PAPERBOARD, CUT ETC	433 048	145 841	77 626

7 IMPORTS AND EXPORTS (SPECIAL TRADE) BY COUNTRIES OF PRODUCTION AND CONSUMPTION AND BY GROUPS OF THE SITC-REV. III 1989

GROUP DESCRIPTION	DT = 100 KG	1 000 DM	1 000 \$	GROUP DESCRIPTION	DT = 100 KG	1 000 DM	1 000 \$
651 TEXTILE YARN	180 951	143 438	76 370	843 MENS,BOYS CLOTHING,KNIT	630	2 914	1 541
652 COTTON FABRICS, WOVEN	28 329	47 629	25 478	844 WOMEN,GIRLS CLOTHNG.KNIT	2 028	12 922	6 860
653 FABRICS,MAN-MADE FIBRES	28 750	74 913	39 930	845 OTHR.TEXTILE APPAREL,NES	8 697	43 120	22 930
654 OTH.TEXTILE FABRIC,WOVEN	3 413	7 363	3 919	846 CLOTHING ACCESSRS,FABRIC	2 402	14 829	7 882
655 KNIT,CROCHET.FABRIC,NES	5 484	14 149	7 546	848 CLOTHNG,NONTXTL;HEADGEAR	3 828	16 541	8 797
656 TULLE,LACE,EMBROIDRY.ETC	2 270	8 947	4 757	851 FOOTWEAR	14 797	58 651	31 237
657 SPECIAL YARN,XTL.FABRIC	62 852	76 402	40 660	871 OPTICAL INSTRUMENTS,NES	287	8 291	4 425
658 TEXTILE ARTICLES NES	21 553	29 229	15 575	872 MEDICAL INSTRUMENTS NES	5 754	40 737	21 691
659 FLOOR COVERINGS, ETC.	47 291	33 848	18 021	873 METERS,COUNTERS,NES	3 539	16 576	8 832
661 LIME,CEMENT,CONSTR.MATRL	406 714	17 098	9 078	874 MEASURE,CONTRD INSTRMNT	9 937	171 867	91 849
662 CLAY,REFRCT.CONSTR.MATRL	252 310	28 949	15 369	881 PHOTOGRAPH APPAR.ETC.NES	2 863	28 569	15 260
663 MINERAL MANUFACTURES,NES	293 097	50 480	26 870	882 PHOTO.CINEMATOGRPH.SUPPL	50 059	107 505	57 108
664 GLASS	108 963	34 454	18 346	883 CINE.FILM EXPOSD.DEVELOPD	18	362	196
665 GLASSWARE	253 150	46 562	24 824	884 OPTICAL GOODS NES	677	39 961	21 308
666 POTTERY	28 274	17 214	9 147	885 WATCHES AND CLOCKS	1 615	18 196	9 714
667 PEARLS,PRECIOUS STONES				891 ARMS AND AMMUNITION	2 108	9 671	5 205
671 PIG IRON,SPIEGELISEIN,ETC	21 077	4 269	2 277	892 PRINTED MATTER	226 817	134 405	71 544
672 INGOTS ETC.IRON OR STEEL	639 887	34 002	18 186	893 ARTICLES,NES,OF PLASTICS	183 721	159 118	84 713
673 FLAT-ROLLED IRON ETC.	1 208 376	119 254	63 572	894 BABY CARRIAGE, TOYS,GAMES	22 404	38 957	20 711
674 FLAT-ROLLED PLATED IRON	693 769	96 888	51 485	895 OFFICE,STATIONERY SUPPLS	9 492	27 781	14 816
675 FLAT-ROLLED, ALLOY STEEL	179 996	74 548	39 602	896 WORKS OF ART,ANTIQUE ETC	409	34 645	17 901
676 IRON,STL.BAR,SHAPES ETC.	794 289	108 439	57 549	897 GOLD,SILVERWARE,JEWEL	212	26 340	13 993
677 RAILWAY TRACK IRON,STEEL	6 860	2 815	1 487	898 MUSICAL INSTRUMENTS,ETC.	29 921	89 491	47 866
678 WIRE OF IRON OR STEEL	130 500	20 742	11 000	899 MISC MANUFACTRD GOODS NES	52 864	56 389	30 084
679 TUBES,PIPES,ETC.IRON,STL	826 022	188 452	100 038	941 COMPL IN PLANT CHAPT 99	1 601	1 437	740
681 SILVER,PLATINUM,ETC.	257	7 870	4 208	971 GOLD,NONMONTY EXCL ORES		4 361	2 338
682 COPPER	181 724	134 746	71 709				
683 NICKEL	691	3 407	1 813	GREECE			
684 ALUMINIUM	238 691	163 512	86 921				
685 LEAD	77 577	13 957	7 452	IMPORTS	11 131 041	3 412 928	1 817 333
686 ZINC	20 910	8 341	4 430				
687 TIN	1 884	2 428	1 273	011 BOVINE MEAT	220	125	68
689 MISC.NON-FERR.BASE METAL	4 73	340	171	012 OTHER MEAT, MEAT OFFAL	3 216	1 628	872
691 METALLIC STRUCTURES NES	215 541	84 155	44 672	022 MILK AND CREAM	5 459	2 138	1 140
692 CONTAINERS, STORAGE,TRNSP	93 590	51 467	27 295	024 CHEESE AND CURD	46 092	37 711	20 022
693 WIRE PRODUCTS EXCL.ELECT	168 660	27 166	14 466	034 FISH,FRESH,CHILLED,FROZN	2 002	2 704	1 445
694 NAILS,SCREWS,NUTS,ETC.	89 370	60 994	32 380	035 FISH,DRIED,SALTED,SMOKED	719	468	257
695 TOOLS	30 427	100 779	53 628	036 CRUSTACEANS,MOLLUSCS ETC	233	275	152
696 CUTLERY	4 304	18 725	9 974	037 FISH ETC.PRPD,PRSD,NES	2 430	2 115	1 129
697 HOUSEHOLD EQUIPMENT,NES	14 626	15 521	8 240	041 WHEAT, MESLIN, UNMILLED	291 888	19 086	10 035
699 MANUFACT.BASE METAL,NES	254 425	219 252	116 590	042 RICE	2 868	255	138
700 CPL INO PLANT (84/85/87)	10 744	15 621	8 381	046 MEAT, VEGETABLE JUICES	992	112	61
711 STEAM GENER,BOILERS,ETC.	11 809	9 358	4 863	048 CEREAL PREPARATIONS	9 383	2 062	1 101
712 STEAM TURBINES	2 106	11 332	6 086	054 VEGETABLES	681 492	121 526	65 086
713 INTNRNL COMBUS PSTN ENGIN	45 300	96 075	51 187	056 VEGETABLES,PRPD,PRSD,NES	205 404	45 116	24 190
714 ENGINES,MOTORS,NON-ELECT	4 217	15 215	8 130	057 FRUIT,NUTS EXCL.OIL NUTS	1 482 402	195 883	103 936
716 ROT-ING ELECTRIC PLANT	65 418	108 522	57 816	058 FRUIT,PRESERVED,PREPARED	848 738	112 354	59 960
718 OTH.POWR.GENRTNG.MACHNRY	3 704	16 221	8 622	059 FRUIT, VEGETABLE JUICES	10 638	2 996	1 594
721 AGRIC.MACHINES,EX.TRACTR	66 639	75 957	40 643	061 SUGARS,MOLASSES,HONEY	885	548	294
722 TRACTORS	43 469	51 344	27 569	062 SUGAR CONFECTIONERY	14 484	5 826	3 077
723 CIVIL ENGINEERING EQUIPT	67 547	76 790	40 816	071 COFFEE,COFFEE SUBSTITUTE	245	238	127
724 TEXTILE,LEATHER MACHINES	11 521	55 323	29 422	073 CHOCOLATE,OTH.COCOA PREP	555	197	104
725 PAPER,PULP MILL MACHINES	10 306	38 762	20 689	075 SPICES	1 514	801	431
726 PRINTNG,BDCKBINDNG MACHS	24 587	117 135	62 018	081 ANIMAL FEED STUFF	6 097	491	255
727 FOOD-PROCESS.MCH.NON DOM	7 315	36 880	19 692	088 EDIBLE PRD.PREPRTNS,NES	10 534	4 287	2 295
728 OTH.MACH.PTS,SPCL INDUST	78 281	203 481	108 558	112 ALCOHOLIC BEVERAGES	329 448	90 216	48 257
731 METAL REMOVAL WORK TOOLS	11 346	46 561	24 747	121 TOBACCO, UNMANUFACTURED	80 832	46 839	24 942
733 MACH-TOOLS,METAL-WORKING	10 338	22 113	11 806	122 TOBACCO, MANUFACTURED	944	951	514
735 PARTS,NES,FOR MACH-TOOLS	4 389	22 937	12 244	212 FURS,SKINS, RAW	7	184	99
737 METALWORKING MACHNRY NES	8 080	22 385	11 914	263 COTTON	246 504	40 537	21 457
741 HEATING,COOLING EQUIP,PART				266 SYNTHETIC FIBRES	2 553	655	346
742 PUMPS FOR LIQUIDS,PARTS	19 143	66 440	35 318	268 WOOL, OTHER ANIMAL HAIR	5 402	1 873	1 004
743 PUMPS NES,CENTRIFUGS ETC	139 321	192 288	102 495	269 WORN CLOTHING,TEXTL,ARTL	2 738	402	213
744 MECHANICAL HANDLING EQUIP	69 620	97 307	51 795	273 STONE, SAND AND GRAVEL	45 240	2 416	1 278
745 OTH.NON-ELEC MCH,TOOL,NES	30 045	125 009	66 482	277 NATURAL ABRASIVES, NES	436 773	2 750	1 434
746 BALL OR ROLLER BEARINGS	12 122	35 452	18 877	278 OTHER CRUDE MINERALS	2 759 696	58 156	30 867
747 TAPS,COCKS,VALVES,ETC.	27 540	101 747	54 095	282 FERROUS WASTE AND SCRAP	12 270	2 733	1 444
748 TRANSMISSIONS SHAFTS ETC	59 243	99 239	52 840	285 ALUMINIUM ORE,CONCTR.ETC	226 040	1 904	1 023
749 NON-ELECT MACH.PARTS,ETC	59 822	79 537	42 304	287 ORE,CONCENTR.BASE METALS	19 115	726	391
751 OFFICE MACHINES	9 611	58 974	31 534	288 NON-FERROUS WASTE,SCRAP	25 573	5 045	2 670
752 AUTOMATC.DATA PROC.EQUIP	12 039	220 131	117 726	289 PREC.METAL ORES,CONCTRSTS		291	156
759 PARTS,FOR OFFICE MACHINS	4 451	80 561	43 018	291 CRUDE ANIMAL MATERLS,NES	495	1 237	669
761 TELEVISION RECEIVERS ETC	27 847	105 199	56 226	292 CRUDE VEG.MATERIALS, NES	6 339	2 223	1 180
762 RADIO-BROADCAST RECEIVER	3 276	16 126	8 574	334 PETROLEUM PRODUCTS	250 670	7 523	4 030
763 SOUND RECORDER,PHONOGRPH	2 042	18 327	9 798	342 LIQUEFIED PROPANE,BUTANE	612	103	53
764 TELECOMM.EQUIP,PARTS NES	12 718	191 880	102 018	421 FIXED VEG.FAT,OILS, SOFT	4 497	2 001	1 074
771 ELECT POWER MACHNRY,PARTS	32 167	57 551	30 621	514 NITROGEN-FUNCT.COMPOUNDS	18	67	34
772 ELEC.SWITCH.RELAY,CIRCUIT	37 362	217 929	115 932	522 INORGANIC CHEM.ELEMENTS	12 650	3 034	1 619
773 ELECTR.DISTRIBT.EQPT NES	92 358	103 215	54 817	531 SYNTH.COLOURS,LAKES,ETC.	2 524	8 161	4 344
774 ELECTRO-MEDCL,XRAY EQUIP	1 016	26 001	13 770	542 MEDICAMENTS	448	6 201	3 314
775 DOM.ELEC,NON-ELEC.EQUIPT	146 545	189 987	101 190	551 ESSNTL.OIL,PERFUME,FLAVR	753	699	372
776 TRANSISTORS,VALVES,ETC.	2 750	59 859	31 846	553 PERFUMERY,COSMETICS,ETC.	622	547	288
778 ELECTRIC.MACH.APPT.NES	73 940	193 300	103 178	562 FERTILIZER,EXCEPT GRP272	730 415	15 157	8 021
781 PASS.MOTOR VEHCLS.EX.BUS	230 354	334 631	178 300	573 POLYMERS,VINYL CHLORIDE	681	121	65
782 GOODS,SPCL TRANSPORT VEH	121 559	178 693	95 237	574 POLYACETAL,POLYCARBONATE	1 745	703	375
783 ROAD MOTOR VEHICLES NES	19 760	36 963	19 786	575 OTH.PLASTIC,PRIMARY FORM	519	149	76
784 PARTS,TRACTORS,MOTOR VEH	133 620	212 112	112 911	581 PLASTIC TUBE,PIPE,HOSE	14 517	6 958	3 684
785 CYCLES,MOTORCYCLES ETC.	24 263	45 440	24 231	582 PLASTIC PLATE,SHEETS,ETC	853	570	298
786 TRAILERS,SEMI-TRAILR,ETC	215 613	203 250	108 444	591 INSECTICIDES, ETC.	111	328	177
791 RAILWAY VEHICLES.EQUIPNT	17 035	22 310	11 986	598 MISC.CHEMICAL PRODTS,NES	13 041	1 779	939
792 AIRCRAFT,ASSOCTD.EQUIPNT	1 214	84 885	45 141	611 LEATHER	1 722	4 532	2 399
793 SHIP,BOAT,FLOAT.STRUCTRS	192 362	143 841	73 341	612 MANUFACT. LEATHER ETC.NES	43	84	43
811 PREFABRICATED BUILDINGS	37 533	10 773	5 725	613 FURS,SKINS,TANNED,DRESSED	1 000	31 273	16 595
812 PLUMBNG,SANITRY,EQPT.ETC	13 077	19 014	10 187	625 RUBBER TYRES,TUBES,ETC.	12 659	8 014	4 274
813 LIGHTNG FIXTURES ETC.NES	13 535	33 551	17 907	629 ARTICLES OF RUBBER, NES	133	108	58
821 FURNITURE,CUSHIONS,ETC.	136 670	94 544	50 440	634 VENEERS, PLYWOOD, ETC.	15 745	3 158	1 676
831 TRUNK,SUIT-CASES,BAG,ETC	3 988	14 078	7 476	635 WOOD MANUFACTURES, NES	1 125	457	241
841 MENS,BOYS CLOTHING,X-KNIT	9 164	42 558	22 697	641 PAPER AND PAPERBOARD	393	115	60
842 WOMEN,GIRL CLOTHNG,XKNIT	11 867	100 793	53 513	642 PAPER,PAPERBOARD,CUT ETC	8 492	2 582	1 377

7 IMPORTS AND EXPORTS (SPECIAL TRADE) BY COUNTRIES OF PRODUCTION AND CONSUMPTION AND BY GROUPS OF THE SITC-REV. III 1989

GROUP DESCRIPTION	DT = 100 KG	1 000 DM	1 000 \$	GROUP DESCRIPTION	DT = 100 KG	1 000 DM	1 000 \$
651 TEXTILE YARN	214 018	156 277	83 194	899 MISC MANUFACTRD GOODS NES	876	4 647	2 473
652 COTTON FABRICS, WOVEN	5 521	5 363	2 866	EXPORTS	10 230 757	6 434 711	3 426 416
653 FABRICS, MAN-MADE FIBRES	8 164	6 528	3 480	001 LIVE ANIMALS	6 916	4 462	2 374
654 OTH. TEXTILE FABRIC, WOVEN	825	1 550	819	011 BOVINE MEAT	515 957	352 502	187 491
655 KNIT, CROCHET, FABRIC NES	2 218	4 230	2 255	012 OTHER MEAT, MEAT OFFAL	172 189	76 230	40 618
656 TULLE, LACE, EMBROIDRY, ETC	196	1 711	918	017 MEAT, OFFL, PRPD, PRSVD, NES	4 257	3 437	1 856
657 SPECIAL YARN, TXTL. FABRIC	246	426	227	022 MILK AND CREAM	477 736	132 735	70 646
658 TEXTILE ARTICLES NES	51 116	68 513	36 576	023 BUTTER, OTHER FAT OF MILK	7 408	6 121	3 241
659 FLOOR COVERINGS, ETC.	15 887	17 091	3 153	024 CHEESE AND CURD	151 030	116 469	62 039
661 LIME, CEMENT, CONSTR. MATRL	443 954	20 229	10 762	025 EGGS, BIRDS, YOLKS, ALBUMIN	845	514	280
662 CLAY, REFRCT. CONSTR. MATRL	43 177	5 959	3 164	034 FISH, FRESH, CHILLED, FROZN	6 584	2 426	1 304
663 MINERAL MANUFACTURES, NES	5 599	12 330	6 598	035 FISH, DRIED, SALTED, SMOKED	4 565	477	249
664 GLASS	95	65	34	036 CRUSTACEANS, MOLLUSCS ETC	247	160	80
665 GLASSWARE	164	68	35	037 FISH ETC. PREPD, PRSVD, NES	6 158	4 483	2 361
666 POTTERY	6 451	3 429	1 827	042 RICE	8 245	2 512	1 344
671 PIG IRON, SPIEGELEISN, ETC	504 151	223 794	118 639	043 BARLEY, UNMILLED	737	70	40
673 FLAT-ROLLED IRON ETC.	66 688	7 308	3 853	048 CEREAL PREPARATIONS	74 027	23 091	12 247
674 FLAT-ROLLED PLATED IRON	68 478	8 403	4 473	054 VEGETABLES	52 977	5 519	2 901
675 FLAT-ROLLED, ALLOY STEEL	107	62	32	056 VEGETABLES, PRPD, PRSVD, NES	41 200	5 886	3 130
679 TUBES, PIPES, ETC. IRON, STL	999	188	100	057 FRUIT, NUTS EXCL. OIL NUTS	3 975	1 146	609
682 COPPER	44 486	29 384	15 560	058 FRUIT, PRESERVED, PREPARED	11 831	4 510	2 422
684 ALUMINIUM	130 003	77 501	41 250	059 FRUIT, VEGETABLE JUICES	13 588	3 051	1 573
685 LEAD	223	63	33	061 SUGARS, MOLASSES, HONEY	19 317	4 821	2 564
689 MISC. NON-FERR. BASE METAL	323	111	59	062 SUGAR CONFECTIONERY	5 452	3 462	1 827
691 METALLIC STRUCTURES NES	464	254	136	071 COFFEE, COFFEE SUBSTITUTE	8 772	10 630	5 686
692 CONTAINERS, STORAGE, TRNSP	473	188	103	072 COCOA	14 961	7 662	4 123
693 WIRE PRODUCTS EXCL. ELECT	467	121	63	073 CHOCOLATE, OTH. COCOA PREP	12 892	9 841	5 280
694 NAILS, SCREWS, NUTS, ETC.	51	65	34	075 SPICES	399	342	180
695 TOOLS	162	2 906	1 541	081 ANIMAL FEED STUFF	94 189	15 278	8 122
696 CUTLERY	30	64	34	091 MARGARINE AND SHORTENING	22 907	3 214	1 710
697 HOUSEHOLD EQUIPMENT, NES	3 694	5 687	3 071	098 EDIBLE PROD. PREPRTNS, NES	31 870	25 043	13 333
699 MANUFACTS. BASE METAL, NES	3 203	2 363	1 261	111 NON-ALCOHOL. BEVERAGES, NES	90 598	14 599	7 682
712 STEAM TURBINES	5	70	38	112 ALCOHOLIC BEVERAGES	81 634	16 324	8 570
713 INTRNL COMBUS PSTN ENGIN	282	342	177	121 TOBACCO, UNMANUFACTURED	10 285	19 071	10 101
716 ROTATING ELECTRIC PLANT	187	457	241	122 TOBACCO, MANUFACTURED	20 711	38 937	20 742
721 AGRIC. MACHINES, EX. TRACTR	315	183	95	211 HIDES, SKINS (EX. FURS), RAW	10 226	3 210	1 705
723 CIVIL ENGINEERING EQUIPT	265	306	164	212 FURSKINS, RAW	28	384	198
724 TEXTILE, LEATHER MACHINES	478	2 134	1 157	222 OILSEED (SFT. FIX. VEG. OIL)	673	203	110
725 PAPER, PULP, MILL MACHINES	138	185	99	223 OILSEED (OTH. FIX. VEG. OIL)	379	65	35
726 PRINTNG, BOOKBINDNG MACHS	177	160	88	231 NATURAL RUBBER, ETC.	1 064	261	136
727 FOOD-PROCESS. MCH. NON DOM	53	170	94	232 SYNTHETIC RUBBER, ETC.	9 174	3 709	1 982
728 OTH. MACH. PTS. SPCL INDUST	232	972	518	247 WOOD ROUGH, ROUGH SQUARED	2 295	105	56
731 METAL REMOVAL WORK TOOLS	42	174	92	248 WOOD, SIMPLY WORKED	32 097	4 381	2 338
733 MACH-TOOLS, METAL-WORKING	236	643	344	251 PULP AND WASTE PAPER	1 245	207	109
735 PARTS, NES, FOR MACH-TOOLS	43	78	42	263 COTTON	3 985	1 462	783
737 METALWORKING MACHNRY NES	991	616	319	266 SYNTHETIC FIBRES	69 761	24 804	13 167
741 HEATING, COOLNG EQUIP, PART	786	1 088	583	267 OTHER MAN-MADE FIBRES	29 571	21 129	11 239
742 PUMPS FOR LIQUIDS, PARTS	215	201	109	268 WOOD, OTHER ANIMAL HAIR	6 874	10 616	5 655
743 PUMPS NES, CENTRIFUGS ETC	239	3 246	1 747	269 WORN CLOTHING, TEXTL. ARTL	3 067	810	429
744 MECHANICAL HANDLING EQUIP	2 274	995	532	273 STONE, SAND AND GRAVEL	27 868	663	349
745 OTH. NONELEC MCH, TOOL, NES	277	684	381	277 NATURAL ABRASIVES, NES	88	13 015	6 928
746 BALL OR ROLLER BEARINGS	56	80	42	278 OTHER CRUDE MINERALS	29 708	2 288	1 209
747 TAPS, COCKS, VALVES, ETC.	1 361	1 750	938	282 FERROUS WASTE AND SCRAP	56 681	1 532	820
748 TRANSMISSIONS SHAFTS ETC	372	458	242	285 ALUMINIUM ORE, CONCTR. ETC	698	125	66
749 NON-ELECT MACH. PARTS, ETC	69	349	185	288 NON-FERROUS WASTE, SCRAP	5 452	2 405	1 254
751 OFFICE MACHINES	14	263	150	291 CRUDE ANIMAL MATERLS, NES	8 519	2 636	1 409
752 AUTOMATC. DATA PROC. EQUIP	19	491	257	292 CRUDE VEG. MATERIALS, NES	3 552	3 422	1 820
759 PARTS, FOR OFFICE MACHINS	133	1 292	681	322 BRIQUETTES, LIGNITE, PEAT	59 683	1 339	712
761 TELEVISION RECEIVERS ETC	99	258	138	334 PETROLEUM PRODUCTS	43 592	10 236	5 456
764 TELECOMM. EQUIP, PARTS NES	1 012	18 461	9 712	335 RESIDUAL PETROL PRODUCTS	32 200	3 048	1 633
771 ELECT POWER MACHNY, PARTS	146	522	281	342 LIQUEFIED PROPANE, BUTANE	4 500	188	101
772 ELEC. SWITCH, RELAY, CIRCUIT	10 981	24 544	13 062	411 ANIMAL OILS AND FATS	3 282	656	349
773 ELECTR. DISTRIBUT. EQPT NES	2 260	1 226	647	421 FIXED VEG. FAT, OILS, SOFT	17 203	1 100	589
774 ELECTRO-MEDCL. XRAY EQUIP	3	504	271	422 FIXED VEG. FAT, OILS, OTHER	3 497	614	328
775 DOM. ELEC. NON-ELEC. EQUIPT	4 455	5 224	2 779	431 ANIMAL, VEG. FATS, OILS, NES	47 256	7 370	3 912
776 TRANSISTORS, VALVES, ETC.	6	299	153	511 HYDROCARBONS, NES, DERIVTS	75 049	8 196	4 288
778 ELECTRIC MACH. APPART. NES	10 294	8 536	4 555	512 ALCOHOL, PHENOL, ETC. DERIV	35 574	9 629	5 110
781 PASS. MOTOR VEHCLS. EX. BUS	644	1 096	585	513 CARBOXYLIC ACIDS, DERIVTS	129 534	27 393	14 597
782 GOODS, SPCL TRANSPORT VEH	199	92	49	514 NITROGEN-FUNCT. COMPOUNDS	25 668	19 477	10 388
783 ROAD MOTOR VEHICLES NES	134	246	135	515 ORGANIC-INORGANIC COMPNDS	14 040	23 170	12 232
784 PARTS, TRACTORS, MOTOR VEH	2 033	1 346	711	516 OTHER ORGANIC CHEMICALS	11 136	5 449	2 910
785 CYCLES, MOTORCYCLES ETC.	329	259	136	522 INORGANIC CHEM. ELEMENTS	51 334	12 818	6 800
786 TRAILERS, SEMI-TRAILR, ETC	450	282	158	523 METAL, SALTS, INORGAN. ACID	130 127	14 429	7 660
792 AIRCRAFT, ASSOCTD. EQUIPNT	30	672	349	524 OTHER CHEMICAL COMPOUNDS	49 447	6 017	3 210
793 SHIP, BOAT, FLOAT. STRUCTRS	193 099	7 786	4 050	525 RADIO-ACTIVE MATERIALS	8	614	328
812 PLUMBNG, SANITRY, EQPT. ETC	412	130	71	531 SYNTH. COLOURS, LAKES, ETC.	13 121	27 932	14 870
813 LIGHTNG FIXTURES ETC. NES	681	838	452	532 DYEING, TANNING MATERIALS	11 432	2 970	1 581
821 FURNITURE, CUSHIONS, ETC.	3 181	2 268	1 209	533 PIGMENTS, PAINTS, ETC.	155 824	80 523	42 861
831 TRUNK, SUIT-CASES, BAG, ETC	222	1 089	583	541 MEDICINES, ETC. EXC. GRP542	4 925	28 343	15 108
841 MENS. BOYS CLOTHING, X-KNIT	22 480	95 400	50 750	542 MEDICAMENTS	8 211	75 578	40 293
842 WOMEN, GIRL CLOTHING, XKNIT	85 686	532 177	283 554	551 ESSNTL. OIL, PERFUME, FLAVR	2 932	7 160	3 799
843 MENS. BOYS CLOTHING, KNIT	19 597	66 053	35 244	553 PERFUMERY, COSMETICS, ETC.	7 853	9 381	5 014
844 WOMEN, GIRLS CLOTHING, KNIT	34 803	155 549	82 874	554 SOAP, CLEANERS, POLISH, ETC	104 849	34 898	18 682
845 OTH. TEXTILE APPAREL, NES	136 055	504 606	269 152	562 FERTILIZER, EXCEPT GRP272	487 028	19 001	10 130
846 CLOTHING ACCESSRS, FABRIC	18 012	43 413	23 198	571 POLYMERS OF ETHYLENE	102 743	22 229	11 839
848 CLOTHING, NONTXTL; HEADGEAR	3 404	231 562	123 242	572 POLYMERS OF STYRENE	43 726	12 637	6 726
851 FOOTWEAR	6 995	31 040	16 500	573 POLYMERS, VINYL CHLORIDE	18 823	4 849	2 601
872 MEDICAL INSTRUMENTS NES	6	284	150	574 POLYACETAL, POLYCARBONATE	28 844	11 550	6 161
873 METERS, COUNTERS, NES	1	406	32	575 OTH. PLASTIC, PRIMARY FORM	148 973	65 133	34 712
874 MEASURE, CONTROL INSTRMNT	60	1 408	738	579 PLASTIC WASTE, SCRAP ETC	48 907	3 860	2 046
881 PHOTOGRAPH APPAR. ETC. NES	8	342	177	581 PLASTIC TUBE, PIPE, HOSE	10 723	14 370	7 635
882 PHOTO. CINEMATOGRPH. SUPPL	384	209	209	582 PLASTIC PLATE, SHEETS, ETC	54 725	35 339	18 803
885 WATCHES AND CLOCKS	4	58	31	583 MONOFILAMENT OF PLASTICS	7 237	5 310	2 829
892 PRINTED MATTER	8 419	5 952	3 172	591 INSECTICIDES, ETC.	26 068	42 654	22 891
893 ARTICLES, NES, OF PLASTICS	6 932	8 865	4 707	592 STARCHES, INULIN, ETC.	28 297	12 856	6 830
894 BABY CARRIAGE, TOYS, GAMES	483	817	431	593 EXPLOSIVES, PYROTECHNICS	501	1 131	591
896 WORKS OF ART, ANTIQUE ETC	196	4 559	2 403	597 PREPRED ADDITIVES LIQUIDS	27 129	10 231	5 473
897 GOLD, SILVERWARE, JEWEL NES	60	2 547	1 363				
898 MUSICAL INSTRUMENTS, ETC.	741	2 639	1 412				

7 IMPORTS AND EXPORTS (SPECIAL TRADE) BY COUNTRIES OF PRODUCTION AND CONSUMPTION AND BY GROUPS OF THE SITC-REV. III 1989

GROUP DESCRIPTION	DT = 100 KG	1 000 DM	1 000 \$	GROUP DESCRIPTION	DT = 100 KG	1 000 DM	1 000 \$
598 MISC.CHEMICAL PRODTS.NES	167 411	65 796	34 942	785 CYCLES,MOTORCYCLES ETC.	3 907	6 937	3 660
611 LEATHER	5 770	7 842	4 175	786 TRAILERS, SEMI-TRAILR,ETC	44 939	13 037	6 909
612 MANUFACT. LEATHER ETC.NES	58	484	259	791 RAILWAY VEHICLES.EQUIPMT	26 424	47 690	25 771
613 FURSKINS, TANNED, DRESSED	8 573	218 256	115 293	792 AIRCRAFT, ASSOCD. EQUIPMT	253	5 121	2 731
621 MATERIALS OF RUBBER	4 291	6 636	3 530	793 SHIP, BOAT, FLAT. STRUCTRS	9 192	4 721	2 479
625 RUBBER TYRES, TUBES, ETC.	45 514	30 096	16 069	811 PREFABRICATED BUILDINGS	374	254	140
629 ARTICLES OF RUBBER, NES	5 069	12 647	6 712	812 PLUMBING, SANITRY, EQPT. ETC	37 190	15 250	8 134
633 CORK MANUFACTURES	69	277	147	813 LIGHTING FIXTURES ETC.NES	3 162	9 046	4 830
634 VENEERS, PLYWOOD, ETC.	57 608	13 956	7 421	821 FURNITURE, CUSHIONS, ETC.	39 041	28 104	14 960
635 WOOD MANUFACTURES, NES	14 155	13 489	7 177	831 TRUNK, SUIT-CASES, BAG, ETC	561	2 122	1 124
641 PAPER AND PAPERBOARD	343 310	67 382	35 813	841 MENS, BOYS CLOTHING, X-KNIT	2 276	11 379	6 036
642 PAPER, PAPERBOARD, CUT ETC	167 208	81 037	42 979	842 WOMEN, GIRL CLOTHING, XKNIT	9 706	42 286	22 402
651 TEXTILE YARN	89 627	90 324	48 078	843 WOMEN, BOYS CLOTHING, KNIT	2 512	4 824	2 541
652 COTTON FABRICS, WOVEN	38 273	86 995	46 494	844 WOMEN, GIRLS CLOTHING, KNIT	3 624	16 732	8 862
653 FABRICS, MAN-MADE FIBRES	78 970	280 955	149 800	845 CLOTHING ACCESSRS, FABRIC	10 572	30 660	16 259
654 DTH. TEXTILE FABRIC, WOVEN	14 716	62 625	32 891	846 CLOTHING, NONTXTL; HEADGEAR	2 087	15 856	8 481
655 KNIT, CROCHET, FABRIC NES	21 513	52 801	28 057	851 FOOTWEAR	1 036	4 115	2 210
656 TULLE, LACE, EMBROIDRY, ETC	1 680	10 530	5 625	851 OPTICAL INSTRUMENTS, NES	73	2 581	1 368
657 SPECIAL YARN, TXTL, FABRIC	39 761	62 388	33 327	872 MEDICAL INSTRUMENTS NES	2 000	34 120	18 148
658 TEXTILE ARTICLES NES	5 148	7 978	4 244	873 METERS, COUNTERS, NES	975	3 884	2 085
659 FLOOR COVERINGS ETC.	5 390	7 767	4 147	874 MEASURE, CONTROL INSTRMNT	4 256	55 395	29 527
661 LIME, CEMENT, CONSTR. MATRL	2 471	304	158	881 PHOTOGRAPH APPAR. ETC. NES	1 212	13 189	7 020
662 CLAY, REFRCT. CONSTR. MATRL	84 620	14 604	7 774	882 PHOTO. CINEMATOGPH. SUPPL	8 816	16 828	8 935
663 MINERAL MANUFACTURES, NES	38 494	14 152	7 523	883 CINE. FILM EXPOSD. DEVELPD	4	89	46
664 GLASS	76 042	11 076	5 902	884 OPTICAL GOODS NES	64	5 118	2 745
665 GLASSWARE	156 580	25 552	13 623	885 WATCHES AND CLOCKS	1 430	16 783	8 954
666 POTTERY	14 470	9 969	5 311	891 ARMS AND AMMUNITION	1 242	3 569	1 905
667 PEARLS, PRECIOUS STONES				892 PRINTED MATTER	23 690	26 703	14 143
671 PIG IRON, SPIEGELEISN, ETC	28 179	3 854	2 057	893 ARTICLES, NES, OF PLASTICS	48 227	41 885	22 301
672 INGOTS ETC. IRON OR STEEL	18 376	1 249	650	894 BABY CARRIAGE, TOYS, GAMES	8 627	16 690	8 870
673 FLAT-ROLLED IRON ETC.	1 328 194	94 074	49 346	895 OFFICE, STATIONERY SUPPLS	3 284	13 777	7 303
674 FLAT-ROLLED PLATED IRON	332 215	47 775	25 238	896 WORKS OF ART, ANTIQUE ETC	17	6 911	3 607
675 FLAT-ROLLED, ALLOY STEEL	78 082	30 562	16 067	897 GOLD, SILVERWARE, JEWEL NES	129	2 854	1 518
676 IRON, STL, BAR, SHAPES ETC	80 802	10 994	5 833	898 MUSICAL INSTRUMENTS, ETC.	5 468	19 533	10 343
677 RAILWAY TRACK IRON, STEEL	2 041	510	268	899 MISC MANUFACTD GOODS NES	10 390	34 992	18 621
678 WIRE OF IRON OR STEEL	6 501	1 438	757	971 GOLD, NONMONTRY EXCL DRES		1 692	907
679 TUBES, PIPES, ETC. IRON, STL	143 363	24 079	12 833				
681 SILVER, PLATINUM, ETC.	173	5 349	2 847				
682 COPPER	25 304	22 042	11 734	PORTUGAL			
683 NICKEL	105	497	264				
684 ALUMINIUM	90 171	47 304	25 167	IMPORTS	11 025 289	3 992 274	2 126 999
685 LEAD	14 432	2 252	1 206				
686 ZINC	9 896	3 510	1 859	012 OTHER MEAT, MEAT OFFAL	420	185	100
687 TIN	480	1 005	531	031 FISH, FRESH, CHILLED, FROZN	3 957	1 416	749
689 MISC. NON-FERP. BASE METAL	125	1 414	748	036 CRUSTACEANS, MOLLUSCS ETC	533	289	152
691 METALLIC STRUCTURES NES	44 724	24 232	13 056	037 FISH ETC. PREPD, PRSVD, NES	23 494	15 168	8 155
692 CONTAINERS, STORAGE, TRNSP	9 337	5 032	2 673	048 CEREAL PREPARATIONS	120	76	43
693 WIRE PRODUCTS EXCL. ELECT	17 173	9 649	5 166	054 VEGETABLES	21 982	3 429	1 845
694 NAILS, SCREWS, NUTS, ETC.	7 917	8 631	4 587	056 VEGETABLES, PRPD, PRSVD, NES	23 189	4 035	2 147
695 TOOLS	10 657	27 078	14 414	057 FRUIT, NUTS EXCL. OIL NUTS	14 730	5 053	2 675
696 CUTLERY	2 469	11 119	5 902	071 COFFEE, COFFEE SUBSTITUTE	118	169	88
697 HOUSEHOLD EQUIPMENT, NES	10 071	19 213	10 260	098 EDIBLE PROD. PREPRNS, NES	2 749	682	361
699 MANUFACTS. BASE METAL, NES	35 767	42 429	22 561	111 NON-ALCOHOL. BEVERAGE, NES	1 421	88	46
700 CPL IND PLANT (84/85/87)	8 564	25 641	13 781	112 ALCOHOLIC BEVERAGES	106 231	42 850	22 765
711 STEAM GENER. BOILERS, ETC.	29 682	69 886	37 002	122 TOBACCO, MANUFACTURED	64	382	200
712 STEAM TURBINES	5 931	25 257	14 139	211 HIDES, SKINS (EX. FURS), RAW	854	85	43
713 INTRNL COMBUS PSTN ENGIN	60 355	62 023	33 171	244 CORK, NATURAL, RAW; WASTE	54 212	10 741	5 738
714 ENGINES, MOTORS NON-ELECT	26	5 850	3 114	245 FUEL WOOD, WOOD CHARCOAL	3 972	243	128
716 ROTATING ELECTRIC PLANT	23 127	52 846	28 340	248 WOOD, SIMPLY WORKED	461 593	16 476	8 767
718 DTH. POWR. GENERNG. MACHNRY	742	1 885	995	251 PULP AND WASTE PAPER	1 810 753	249 372	132 842
721 AGRIC. MACHINES, EX. TRACTR	12 894	15 407	8 203	263 COTTON	879	80	43
722 TRACTORS	31 948	27 648	14 718	266 SYNTHETIC FIBRES	3 108	994	527
723 CIVIL ENGINEERING EQUIPT	104 402	37 016	19 669	268 WOOD, OTHER ANIMAL HAIR	1 117	1 123	597
724 TEXTILE, LEATHER MACHINES	24 925	102 322	54 698	273 STONE, SAND AND GRAVEL	111 969	6 165	3 263
725 PAPER, PULP MILL MACHINES	3 785	11 075	5 932	278 OTHER CRUDE MINERALS	22 605	635	341
726 PRINTING, BOOKBINDING MACHS	8 740	29 223	15 552	282 FERROUS WASTE AND SCRAP	2 669	751	400
727 FOOD-PROCESS. MCH. NON DOM	3 892	14 217	7 648	283 COPPER ORES, CONCENTRATES	1 157 045	115 035	60 859
728 DTH. MACH. PTS, SPCL INDUSTR	36 270	75 175	40 278	287 ORE, CONCENTR. BASE METALS	3 302	2 826	1 504
731 METAL REMOVAL WORK TOOLS	4 320	5 868	3 125	288 NON-FERROUS WASTE, SCRAP	12 229	4 488	2 518
733 MACH-TOOLS, METAL-WORKING	5 805	14 142	7 385	291 CRUDE ANIMAL MATERLS, NES	9 366	15 070	8 028
735 PARTS, NES, FOR MACH-TOOLS	915	3 049	1 632	322 CRUDE VEG. MATERIALS, NES	2 087	1 460	778
737 METALWORKING MACHNRY NES	5 814	8 369	4 471	334 PETROLEUM PRODUCTS	514 112	14 262	7 380
741 HEATING, COOLING EQUIP, PART				335 RESIDUAL PETROL PRODUCTS	400 048	17 728	9 227
742 PUMPS FOR LIQUIDS, PARTS	13 201	31 377	16 757	344 PETROLEUM GASES, NES	14 173	231	125
743 PUMPS NES, CENTRIFUGS ETC	23 319	51 976	27 591	421 FIXED VEG. FAT, OILS, SOFT	905	554	299
744 MECHANICAL HANDLING EQUIP	34 389	43 245	22 959	511 HYDROCARBONS, NES, DERIVTS	277 900	23 980	12 843
745 DTH. NON-ELEC MCH. TOOL, NES	11 227	50 344	27 053	512 ALCOHOL, PHENOL, ETC. DERIV	132	178	97
746 BALL OR ROLLER BEARINGS	3 316	11 726	6 246	513 CARBOXYLIC ACIDS, DERIVTS	5 999	1 994	1 075
747 TAPS, COCKS, VALVES, ETC.	11 519	41 139	21 985	514 NITROGEN-FUNCT. COMPOUNDS	3 728	1 076	575
748 TRANSMISSIONS SHAFTS ETC	14 372	37 413	19 953	515 ORGANO-INORGANIC COMPNDS	27	384	218
749 NON-ELECT MACH. PARTS, ETC	3 499	13 519	7 217	516 OTHER ORGANIC CHEMICALS	345	802	431
751 OFFICE MACHINES	2 681	12 447	6 651	522 INORGANIC CHEM. ELEMENTS	465	83	44
752 AUTOMATC. DATA PROC. EQUIP	3 976	45 018	24 031	532 DYEING, TANNING MATERIALS	304	58	30
759 PARTS, FOR OFFICE MACHINS	732	12 148	6 471	533 PIGMENTS, PAINTS, ETC.	115	203	110
761 TELEVISION RECEIVERS ETC	36 731	121 967	65 464	541 MEDICINES, ETC. EXC. GRP542	1 805	5 342	2 847
762 RADIO-BROADCAST RECEIVER	893	4 932	2 632	542 MEDICAMENTS	401	6 606	3 508
763 SOUND RECORDER, PHONOGRPH	942	6 421	3 454	551 ESSENTL. OIL, PERFUME, FLAVR	272	477	250
764 TELECOMM. EQUIP. PARTS NES	12 806	169 032	89 750	553 PERFUMERY, COSMETICS, ETC.	1 892	714	379
771 ELECT POWER MACHNRY, PARTS	10 792	16 109	8 813	554 SOAP, CLEANERS, POLISH, ETC	913	215	110
772 ELEC. SWITCH, RELAY, CIRCUIT	13 984	65 955	35 153	562 FERTILIZER, EXCEPT GRP272	544 121	11 000	5 825
773 ELECTR. DISTRIB. EQPT NES	6 457	9 885	5 266	571 POLYMERS OF ETHYLENE	102 714	17 860	9 439
774 ELECTRO-MEDCL. XRAY EQUIP	746	16 085	8 567	572 POLYMERS OF STYRENE	263	55	31
775 DOM. ELEC. NON-ELEC. EQUIPT	114 353	148 347	78 219	573 POLYMERS, VINYL CHLORIDE	875	427	223
776 TRANSISTORS, VALVES, ETC.	1 982	10 778	5 747	574 POLYACETAL, POLYCARBONATE	1 125	281	145
778 ELECTRIC MACH. APPART, NES	62 888	72 407	38 671	575 OTH. PLASTIC, PRIMARY FORM	17 891	3 506	1 864
781 PASS. MOTOR VEHCLS, EX. BUS	237 677	362 467	193 565	579 PLASTIC WASTE, SCRAP ETC	988	74	41
782 GOODS, SPCL TRANSPORT VEH	410 718	140 436	74 940	581 PLASTIC TUBE, PIPE, HOSE	63	86	46
783 ROAD MOTOR VEHICLES NES	42 160	38 863	20 624	582 PLASTIC PLATE, SHEETS, ETC	4 638	3 076	1 642
784 PARTS, TRACTORS, MOTOR VEH	250 304	167 783	89 198	583 MONOFILAMENT OF PLASTICS	755	1 029	545

7 IMPORTS AND EXPORTS (SPECIAL TRADE) BY COUNTRIES OF PRODUCTION AND CONSUMPTION AND BY GROUPS OF THE SITC-REV. III 1989

GROUP DESCRIPTION	DT = 100 KG	1 000 DM	1 000 \$	GROUP DESCRIPTION	DT = 100 KG	1 000 DM	1 000 \$
592 STARCHES, INULIN, ETC.	126	62	32	848 CLOTHING, NONTEXTILE; HEADGEAR	884	4 727	2 522
598 MISC. CHEMICAL PRODUCTS, NES	192 322	27 653	14 686	851 FOOTWEAR	153 154	571 781	304 606
611 LEATHER	946	4 380	2 335	871 OPTICAL INSTRUMENTS, NES	538	10 642	5 680
612 MANUFACT. LEATHER ETC., NES	88	243	127	872 MEDICAL INSTRUMENTS, NES	2 165	6 482	3 455
613 FURSKINS, TANNED, DRESSED	15	69	37	873 METERS, COUNTERS, NES	128	901	2 479
621 MATERIALS OF RUBBER	319	370	197	874 MEASURE, CONTROL INSTRUMENT	1 373	6 924	3 698
625 RUBBER TYRES, TUBES, ETC.	1 958	1 332	714	881 PHOTOGRAPH APPAR. ETC., NES	13 670	33 046	17 545
629 ARTICLES OF RUBBER, NES	838	797	429	882 PHOTO. CINEMATOGRAPH. SUPPL.	75	343	183
633 CORK MANUFACTURES	122 227	133 585	71 090	884 OPTICAL GOODS, NES	243	4 619	2 454
634 VENEERS, PLYWOOD, ETC.	31 825	4 320	2 311	885 WATCHES AND CLOCKS	269	4 093	2 176
635 WOOD MANUFACTURES, NES	37 688	10 781	5 761	891 ARMS AND AMMUNITION	264	159	86
641 PAPER AND PAPERBOARD	252 503	27 553	14 530	892 PRINTED MATTER	4 957	3 781	2 026
642 PAPER, PAPERBOARD, CUT ETC.	8 749	5 905	3 133	893 ARTICLES, NES, OF PLASTICS	14 338	12 369	6 656
651 TEXTILE YARN	11 726	10 698	5 687	894 BABY CARRIAGE, TOYS, GAMES	3 500	6 945	3 702
652 COTTON FABRICS, WOVEN	3 048	8 043	4 299	895 OFFICE, STATIONERY SUPPLS	1 360	563	297
653 FABRICS, MAN-MADE FIBRES	10 430	37 885	20 158	896 WORKS OF ART, ANTIQUE ETC.	90	1 954	1 026
654 OTH. TEXTILE FABRIC, WOVEN	1 201	5 138	2 711	897 GOLD, SILVERWARE, JEWELRY	26	4 082	2 167
655 KNIT CROCHET FABRIC, NES	480	1 003	530	898 MUSICAL INSTRUMENTS, ETC.	1 255	2 085	1 112
656 TULLE, LACE, EMBROIDERY, ETC.	12 956	10 031	5 381	899 MISC. MANUFACTURED GOODS, NES	74 526	38 756	20 821
657 SPECIAL YARN, TEXTILE FABRIC	54 490	19 968	10 614	961 COIN NONGOLD NONCURRENT	1	133	68
658 TEXTILE ARTICLES, NES	82 044	131 578	70 160				
659 FLOOR COVERINGS, ETC.	13 666	12 126	6 470	EXPORTS	7 753 096	5 543 320	2 953 589
661 LIME, CEMENT, CONSTR. MATL	3 194 119	73 831	39 041	001 LIVE ANIMALS	37 929	20 929	11 186
662 CLAY, REFRCT. CONSTR. MATL	81 854	7 672	4 069	011 BOVINE MEAT	7 207	4 884	2 561
663 MINERAL MANUFACTURES, NES	33 634	9 490	5 042	012 OTHER MEAT, MEAT OFFAL	8 096	2 560	1 374
664 GLASS	2 374	543	285	016 MEAT, ED. OFFL, DRY, SLT, SMK	789	121	66
665 GLASSWARE	10 981	5 725	3 071	017 MEAT, OFFL, PRPD, PRSD, NES	1 725	1 185	624
666 POTTERY	156 898	60 420	32 210	022 MILK AND CREAM	14 313	4 997	2 684
667 PEARLS, PRECIOUS STONES				023 BUTTER, OTHER FAT OF MILK	824	624	339
671 PIG IRON, SPIEGELEISEN, ETC.	2 085	479	253	024 CHEESE AND CURD	2 558	2 011	1 062
672 INGOTS ETC. IRON OR STEEL	347	62	33	025 EGGS, BIRDS, YOLKS, ALBUMIN	88	159	85
676 IRON, STL. BAR, SHAPES ETC.	10 755	791	417	034 FISH, FRESH, CHILLED, FROZEN	2 864	2 055	1 085
677 RAILWAY TRACK IRON, STEEL	160	60	33	035 FISH, DRIED, SALTED, SMOKED	61	61	33
679 TUBES, PIPES, ETC. IRON, STL	10 262	4 522	2 431	036 CRUSTACEANS, MOLLUSCS ETC.	3 281	3 217	1 743
682 COPPER	1 004	797	430	037 FISH ETC. PRPD, PRSD, NES	329	220	123
684 ALUMINIUM	1 261	533	278	041 WHEAT, MESLIN, UNMILLED	49 412	1 827	966
686 ZINC	250	59	32	044 MAIZE UNMILLED	553	159	85
691 METALLIC STRUCTURES, NES	71	62	33	045 OTHER CEREALS, UNMILLED	4 994	220	121
692 CONTAINERS, STORAGE, TRNSP	239	71	39	048 CEREAL PREPARATIONS	35 209	8 610	4 594
693 WIRE PRODUCTS EXCL. ELECT	154	292	159	054 VEGETABLES	16 719	2 331	1 247
694 NAILS, SCREWS, NUTS, ETC.	2 682	965	512	056 VEGETABLES, PRPD, PRSD, NES	2 816	1 611	859
695 TOOLS	1 700	7 581	4 038	057 FRUIT, NUTS EXCL. OIL NUTS	3 245	2 333	1 261
696 CUTLERY	845	1 738	920	058 FRUIT, PRESERVED, PREPARED	1 115	766	395
697 HOUSEHOLD EQUIPMENT, NES	1 408	2 845	1 518	061 SUGARS, MOLASSES, HONEY	3 468	821	437
699 MANUFACT. BASE METAL, NES	35 835	17 682	9 446	062 SUGAR CONFECTIONERY	1 103	856	452
712 STEAM TURBINES	312	577	305	071 COFFEE, COFFEE SUBSTITUTE	6 399	5 580	2 968
713 INTERNAL COMBUS. PSTN ENGIN	311	268	142	072 COCOA	2 515	9 121	4 934
714 ENGINES, MOTORS NON-ELECT	459	864	463	073 CHOCOLATE, OTH. COCOA PREP	10 354	9 075	520
716 ROTATING ELECTRIC PLANT	117	151	80	075 SPICES	5 614	3 015	1 593
723 CIVIL ENGINEERING EQUIPT	8 897	45 806	24 850	081 ANIMAL FEED STUFF	5 614	3 015	1 593
724 TEXTILE, LEATHER MACHINES	182	534	285	098 EDIBLE PROD. PREPRTNS, NES	19 586	11 407	6 076
726 PRINTING, BOOKBINDING MACHS	91	247	125	111 NON-ALCOHOL. BEVERAGE, NES	3 998	795	418
727 FOOD-PROCESS. MCH, NON DOM	1 823	4 042	2 148	112 ALCOHOLIC BEVERAGES	9 518	1 877	984
728 OTH. MACH. PTS, SPCL. INDUST	330	836	450	122 TOBACCO, MANUFACTURED	101	349	182
731 MACH. REMOVAL WORK TOOLS	1 249	889	483	211 HIDES, SKINS (EX. FURS), RAW	7 751	2 397	1 295
733 METAL TOOLS, METAL-WORKING	650	1 271	674	222 DILSEED (SFT. FIX VEG. OIL)	270	82	42
735 PARTS, NES, FOR MACH-TOOLS	205	852	446	231 NATURAL RUBBER, ETC.	158	80	43
737 METALWORKING MACHINERY NES	4 022	5 561	3 020	232 SYNTHETIC RUBBER, ETC.	38 477	9 756	5 172
741 HEATING, COOLING EQUIP, PART	3 322	2 203	1 170	247 WOOD ROUGH, ROUGH SQUARED	2 694	171	93
742 PUMPS FOR LIQUIDS, PARTS	3 085	4 346	2 342	248 WOOD, SIMPLY WORKED	7 682	750	402
743 PUMPS NES, CENTRIFUGS ETC	9 053	2 615	1 396	263 COTTON	4 921	1 221	653
744 MECHANICAL HANDLING EQUIP	217	279	146	266 SYNTHETIC FIBRES	31 339	10 651	5 660
745 OTH. NONELEC. MCH, TOOL, NES	7 952	27 476	14 704	267 OTHER MAN-MADE FIBRES	2 834	1 096	591
746 BALL OR ROLLER BEARINGS	2 429	1 533	815	268 WOOL, OTHER ANIMAL HAIR	1 243	1 173	613
747 TAPS, COCKS, VALVES, ETC.	2 509	1 328	702	269 WORN CLOTHING, TEXTL. ARTL	991	155	81
748 TRANSMISSIONS SHAFTS ETC	3 614	15 970	8 564	273 STONE, SAND AND GRAVEL	29 580	1 687	899
749 NON-ELECT. MACH. PARTS, ETC	146	1 089	577	274 SULPHUR, UNRSTD. IRON PYRS	480	54	30
751 OFFICE MACHINES	23	676	359	277 NATURAL ABRASIVES, NES	465	1 613	862
752 AUTOMATIC DATA PROC. EQUIP	828	28 413	15 139	278 OTHER CRUDE MINERALS	28 033	2 659	1 424
759 PARTS, FOR OFFICE MACHINES	853	3 216	1 731	282 FERROUS WASTE AND SCRAP	49 585	1 228	656
761 TELEVISION RECEIVERS ETC	8 858	105 454	56 641	285 ALUMINIUM ORE, CONCTR. ETC	7 005	839	446
762 RADIO-BROADCAST RECEIVER	3 584	17 965	9 590	288 NON-FERROUS WASTE, SCRAP	1 271	70	37
763 SOUND RECORDER, PHONOGRPH	8 847	23 780	12 697	291 CRUDE ANIMAL MATERIALS, NES	10 086	3 128	1 660
764 TELECOMM. EQUIP, PARTS NES	2 767	7 095	3 785	292 CRUDE VEG. MATERIALS, NES	4 431	5 121	2 718
771 ELECT. POWER MACHIN. PARTS	17 872	108 147	57 904	322 BRIQUETTES, LIGNITE, PEAT	44 894	1 391	740
772 ELECT. SWITCH, RELAY, CIRCUIT	62 538	242 954	129 628	325 COKE, SEMI-COKE, RET. CARBN	5 221	178	92
773 ELECT. DISTRIBUT. EQPT NES	29	130	74	334 PETROLEUM PRODUCTS	16 977	3 815	2 035
774 ELECTRO-MEDCL. XRAY EQUIP	7 084	8 408	4 495	335 RESIDUAL PETROL. PRODUCTS	12 981	1 345	710
775 DOM. ELEC. NON-ELEC. EQUIPT	4 160	105 872	56 245	411 ANIMAL OILS AND FATS	4 110	661	351
776 TRANSISTORS, VALVES, ETC.	54 131	63 302	33 771	422 FIXED VEG. FAT, OILS, OTHER	3 843	690	365
778 ELECTRIC MACH. APPART. NES	2 131	3 027	1 615	431 ANIMAL, VEG. FATS, OILS, NES	10 953	2 350	1 250
781 PASS. MOTOR VEHCLS. EX. BUS	646	232	128	511 HYDROCARBONS, NES, DERIVTS	390 859	44 022	23 177
782 GOODS, SPCL. TRANSPORT VEH	78	89	51	512 ALCOHOL, PHENOL, ETC. DERIV	47 519	10 643	5 628
783 ROAD MOTOR VEHICLES NES	21 472	24 240	12 890	513 CARBOXYLIC ACIDS, DERIVTS	36 817	10 619	5 670
784 PARTS, TRACTORS, MOTOR VEH	572	835	443	514 NITROGEN-FUNCT. COMPOUNDS	60 245	25 758	13 660
785 CYCLES, MOTORCYCLES ETC.	133	58	31	515 ORGANIC-INORGANIC COMPNDS	9 644	28 038	14 940
786 TRAILERS, SEMI-TRAILR, ETC	17	534	283	516 OTHER ORGANIC CHEMICALS	17 972	8 256	4 403
792 AIRCRAFT, ASSCOT. EQUIPNT	1 892	233	123	522 INORGANIC CHEM. ELEMENTS	118 590	16 286	8 647
811 PREFABRICATED BUILDINGS	17 381	3 685	1 979	523 METAL. SALTS, INORGAN. ACID	90 786	13 998	7 437
812 PLUMBING, SANITRY, EQPT. ETC	5 392	3 914	2 092	524 OTHER CHEMICAL COMPOUNDS	41 025	6 785	3 604
813 LIGHTING FIXTURES ETC. NES	84 778	36 796	19 658	525 RADIO-ACTIVE MATERIALS	32	132	68
821 FURNITURE, CUSHIONS, ETC.	683	841	449	531 SYNTH. COLOURS, LAKES, ETC.	29 238	81 104	43 181
831 TRUNK, SUIT-CASES, BAG, ETC	34 792	205 853	109 933	532 DYEING, TANNING MATERIALS	13 063	3 763	2 013
841 MENS, BOYS CLOTHING, X-KNIT	44 395	314 881	167 937	533 PIGMENTS, PAINTS, ETC.	69 305	39 419	20 976
842 WOMEN, GIRL CLOTHING, X-KNIT	16 745	63 008	33 605	541 MEDICINES, ETC. EXC. GRPS 42	3 834	33 452	17 782
843 MENS, BOYS CLOTHING, KNIT	18 996	73 188	38 993	542 MEDICAMENTS	8 438	55 515	29 534
844 WOMEN, GIRLS CLOTHING, KNIT	87 293	348 383	185 745	551 ESSENTL. OIL, PERFUME, FLAVR	815	2 185	1 155
845 OTH. TEXTILE APPAREL, NES	37 913	74 073	39 510	553 PERFUMERY, COSMETICS, ETC.	4 066	7 106	3 786

7 IMPORTS AND EXPORTS (SPECIAL TRADE) BY COUNTRIES OF PRODUCTION AND CONSUMPTION AND BY GROUPS OF THE SITC-REV. III 1989

GROUP DESCRIPTION	DT = 100 KG	1 000 DM	1 000 \$	GROUP DESCRIPTION	DT = 100 KG	1 000 DM	1 000 \$
554 SOAP, CLEANERS, POLISH, ETC	52 607	21 924	11 644	762 RADIO-BROADCAST RECEIVER	3 256	21 861	11 627
562 FERTILIZER, EXCEPT GRP272	161 618	4 406	2 375	763 SOUND RECORDER, PHONOGRAPH	2 088	17 816	9 553
571 POLYMERS OF ETHYLENE	41 818	10 130	5 389	764 TELECOMM. EQUIP. PARTS NES	23 477	256 873	137 540
572 POLYMERS OF STYRENE	45 571	14 265	7 620	771 ELECT. POWER MACHNRY. PARTS	19 299	25 598	13 586
573 POLYMERS, VINYL CHLORIDE	39 428	9 687	5 148	772 ELEC. SWITCH, RELAY, CIRCUIT	23 375	130 660	69 773
574 POLYACETAL, POLYCARBONATE	48 650	22 389	11 936	773 ELECTR. DISTRIBUT. EQPT NES	40 289	66 476	35 419
575 OTH. PLASTIC, PRIMARY FORM	151 020	63 997	34 050	774 ELECTRO-MEDCL. XRAY EQUIP	843	12 220	6 559
579 PLASTIC WASTE, SCRAP ETC	9 055	948	509	775 DOM. ELEC. NON-ELEC. EQUIPT	46 417	55 427	29 528
581 PLASTIC TUBE, PIPE, HOSE	8 136	9 814	5 198	776 TRANSISTORS, VALVES, ETC.	2 415	84 569	45 030
582 PLASTIC PLATE, SHEETS, ETC	54 769	54 885	29 174	778 ELECTRIC MACH. APPART. NES	39 946	89 414	47 736
583 MONOFILAMENT OF PLASTICS	1 044	1 115	593	781 PASS. MOTOR VEHCLS. EX. BUS	318 861	487 676	266 098
591 INSECTICIDES, ETC.	27 689	32 746	17 556	782 GOODS, SPCL. TRANSPORT VEH	143 478	150 160	79 963
592 STARCHES, INULIN, ETC.	39 118	11 927	6 356	783 RAILWAY VEHICLES NES	19 614	20 706	11 000
593 EXPLOSIVES, PYROTECHNICS	185	1 359	715	784 PARTS, TRACTORS, MOTOR VEH	56 112	104 037	55 450
597 PREPRD. ADDITIVES, LIQUIDS	34 788	11 484	6 133	785 CYCLES, MOTORCYCLES ETC.	636	2 331	1 240
598 MISC. CHEMICAL PRODTS. NES	142 520	64 165	34 181	786 TRAILERS, SEMI-TRAILER, ETC	8 468	5 130	2 714
611 LEATHER	30 576	114 981	61 187	791 RAILWAY VEHICLES. EQUIPNT	1 464	2 668	1 414
612 MANUFACT. LEATHER ETC. NES	303	688	368	792 AIRCRAFT, ASSCOTD. EQUIPNT	134	10 393	5 616
613 FURSKINS, TANNED, DRESSED	702	3 586	1 793	793 SHIP, BOAT, FLOAT. STRUCTRS	143 280	8 820	4 885
621 MATERIALS OF RUBBER	8 657	9 028	4 791	800 CPL. IND. PLANT CHAP. 90/94	5	61	32
625 RUBBER TYRES, TUBES, ETC.	34 279	23 920	12 798	811 PREFABRICATED BUILDINGS	79	177	97
629 ARTICLES OF RUBBER, NES	5 175	14 115	7 481	812 PLUMBING, SANITRY, EQPT. ETC	537	1 242	661
633 CORK MANUFACTURES	303	532	288	813 LIGHTING FIXTURES ETC. NES	3 210	9 302	4 961
634 VENEERS, PLYWOOD, ETC.	8 059	2 379	1 266	821 FURNITURE, CUSHIONS, ETC.	16 662	19 408	10 332
635 WOOD MANUFACTURES, NES	6 567	3 327	1 779	831 TRUNK, SUIT-CASES, BAG, ETC	957	2 534	1 328
641 PAPER AND PAPERBOARD	112 324	39 588	21 078	841 MENS, BOYS CLOTHING, X-KJIT	3 338	12 410	6 586
642 PAPER, PAPERBOARD, CUT ETC	38 407	15 599	8 304	842 WOMEN, GIRL CLOTHING, X-KJIT	1 523	13 754	7 261
651 TEXTILE YARN	80 354	80 363	42 917	843 MENS, BOYS CLOTHING, KJIT	1 291	1 919	1 019
652 COTTON FABRICS, WOVEN	60 190	113 669	60 828	844 WOMEN, GIRLS CLOTHING, KJIT	2 448	6 197	3 287
653 FABRICS, MAN-MADE FIBRES	50 723	197 393	105 525	845 OTHR. TEXTILE APPAREL, NES	2 583	13 587	7 238
654 OTH. TEXTILE FABRIC, WOVEN	12 149	53 415	28 188	846 CLOTHING ACCESSRS, FABRIC	14 721	38 180	20 351
655 KNIT. CROCHET. FABRIC NES	9 367	28 635	15 263	848 CLOTHING, NONTEXTL; HEADGEAR	2 920	8 628	4 566
656 TULLE, LACE, EMBROIDRY, ETC	2 191	12 859	6 838	851 FOOTWEAR	21 607	56 700	30 153
657 SPECIAL YARN, TEXTL. FABRIC	22 598	54 222	28 820	871 OPTICAL INSTRUMENTS, NES	455	9 021	4 793
658 TEXTILE ARTICLES NES	1 976	5 631	2 965	872 MEDICAL INSTRUMENTS NES	3 369	18 667	9 956
659 FLOOR COVERINGS, ETC.	2 865	4 173	2 213	873 METERS, COUNTERS, NES	1 102	12 600	6 710
661 LIME, CEMENT, CONSTR. MATRL	1 440	115	61	874 MEASURE, CONTROL INSTRMNT	3 083	59 214	31 623
662 CLAY, REFRACT. CONSTR. MATRL	47 946	11 424	6 097	881 PHOTOGRAPH APPAR. ETC. NES	1 949	25 446	13 523
663 MINERAL MANUFACTURES, NES	22 891	17 134	9 095	882 PHOTO. CINEMATOPGRH. SUPPL	9 522	19 220	10 237
664 GLASS	47 027	10 785	5 759	883 CINE. FILM EXPOS. DEVELOPD	11	56	32
665 GLASSWARE	3 778	6 021	3 214	884 OPTICAL GOODS NES	805	13 842	7 383
666 POTTERY	3 156	4 972	2 641	885 WATCHES AND CLOCKS	1 009	17 061	9 101
667 PEARLS, PRECIOUS STONES	27 047	2 130	1 122	891 ARMS AND AMMUNITION	927	3 950	2 106
671 PIG IRON, SPIEGELEISN, ETC	2 504 041	199 988	105 902	892 PRINTED MATTER	20 879	25 912	13 742
673 FLAT-ROLLED IRON ETC.	126 390	16 799	8 923	893 ARTICLES, NES, OF PLASTICS	28 043	28 584	15 191
674 FLAT-ROLLED PLATED IRON	84 883	32 830	17 415	894 BABY CARRIAGE, TOYS, GAMES	5 814	11 411	6 019
675 FLAT-ROLLED, ALLOY STEEL	121 355	20 578	10 910	895 OFFICE, STATIONERY SUPPLS	3 277	14 185	7 524
676 IRON, STL. BAR, SHAPES ETC.	1 529	4 778	262	896 WORKS OF ART, ANTIQUE ETC	18	1 485	769
677 RAILWAY TRACK IRON, STEEL	12 905	6 766	3 601	897 GOLD, SILVERWARE, JEWEL NES	46	3 637	1 935
678 WIRE OF IRON OR STEEL	143 755	35 252	18 796	898 MUSICAL INSTRUMENTS, ETC.	9 957	32 445	17 299
679 TUBES, PIPES, ETC. IRON, STL	814	24 487	13 054	899 MISC. MANUFACTRD GOODS NES	17 316	40 490	21 505
681 SILVER, PLATINUM, ETC.	58 304	42 601	22 605	971 GOLD, NONMONTRY EXCL. ORES	18	43 180	23 214
682 COPPER	919	2 971	1 556	SPAIN			
683 NICKEL	47 274	36 174	19 212	IMPORTS	35 138 574	10 502 588	5 603 214
684 ALUMINIUM	1 391	318	172	001 LIVE ANIMALS	435	102	55
685 LEAD	15 138	5 865	3 120	011 BOVINE MEAT	44 384	14 867	7 966
686 ZINC	489	836	443	012 OTHER MEAT, MEAT OFFAL	17 272	13 959	7 453
687 TIN	63	308	159	016 MEAT, ED. OFFL, DRY, SLT, SMK	194	332	178
689 MISC. NON-FERR. BASE METAL	10 129	9 824	5 289	017 MEAT, OFFL. PRPD, PRSD, NES	282	329	169
691 METALLIC STRUCTURES NES	3 603	3 400	1 798	022 MILK AND CREAM	17 630	9 820	5 213
692 CONTAINERS, STORAGE, TRNSP	10 060	7 380	3 932	023 BUTTER, OTHER FAT OF MILK	26 781	10 364	5 520
693 WIRE PRODUCTS EXCL. ELECT	10 559	8 638	4 569	024 CHEESE AND CURD	1 507	1 889	1 006
694 NAILS, SCREWS, NUTS, ETC.	14 529	36 800	19 573	034 FISH, FRESH, CHILLED, FROZN	6 107	3 247	1 741
695 TOOLS	369	2 534	1 344	035 FISH, DRIED, SALTED, SMOKED	2 488	2 262	1 210
696 CUTLERY	4 172	8 018	4 250	036 CRUSTACEANS, MOLLUSCS ETC	24 171	10 240	5 488
697 HOUSEHOLD EQUIPMENT, NES	23 027	29 569	15 710	037 FISH ETC. PREPD, PRSD, NES	32 637	19 104	10 169
699 MANUFACT. BASE METAL, NES	855	1 465	763	042 RICE	29 029	3 598	1 978
700 CPL. IND. PLANT (84/85/87)	2 065	5 383	2 787	043 BARLEY, UNMILLED	307 086	15 047	8 164
711 STEAM GENER. BOILERS, ETC.	2 704	5 247	2 795	044 MAIZE UNMILLED	18 602	906	464
712 STEAM TURBINES	9 253	34 998	18 677	048 CEREAL PREPARATIONS	1 917	905	489
713 INTRNL COMBUS. PSTN ENGIN	43	5 281	2 805	054 VEGETABLES	3 642 802	484 972	260 833
714 ENGINES, MOTORS NON-ELECT	6 944	18 099	9 606	056 VEGETABLES, PRPD, PRSD, NES	163 853	67 853	36 106
716 ROTATING ELECTRIC PLANT	610	4 470	2 337	057 FRUIT, NUTS EXCL. OIL NUTS	8 150 011	1 015 214	548 928
718 OTH. POWR. GENERATING MACHNRY	14 848	16 059	8 546	058 FRUIT, PRESERVED, PREPARED	525 878	92 133	49 212
721 AGRIC. MACHINES, EX. TRACTR	34 817	37 701	20 014	059 FRUIT, VEGETABLE JUICES	56 881	11 701	6 171
722 TRACTORS	65 982	63 560	33 714	061 SUGARS, MOLASSES, HONEY	6 239	2 325	1 245
723 CIVIL ENGINEERING EQUIPT	60 562	251 161	133 726	062 SUGAR CONFECTIONERY	10 382	7 459	3 963
724 TEXTILE, LEATHER MACHINES	4 012	12 603	6 749	072 COCOA	22 921	14 206	7 587
725 PAPER, PULP MILL MACHINES	10 837	44 631	23 820	073 CHOCOLATE, OTH. COCOA PREP	521	262	139
726 PRINTING, BOOKBINDING MACHS	3 225	10 508	5 653	074 TEA AND MATE	13	61	33
727 FOOD-PROCESS. MCH. NON DOM	46 114	111 487	59 375	075 SPICES	24 234	8 853	4 732
728 OTH. MACH. PTS, SPCL. INDUSTR	8 523	15 025	7 988	081 ANIMAL FEED STUFF	40 226	2 095	1 103
731 METAL REMOVAL WORK TOOLS	5 270	11 299	6 008	098 EDIBLE PROD. PREPRTNS, NES	6 141	1 286	686
733 MACH-TOOLS, METAL-WORKING	1 019	7 671	4 072	111 NON-ALCOHOL. BEVERAGES, NES	451	88	47
735 PARTS, NES, FOR MACH-TOOLS	1 783	7 650	4 049	112 ALCOHOLIC BEVERAGES	494 377	176 413	94 459
741 HEATING, COOLING EQUIP. PARTS	4 089	19 852	10 507	211 HIDES, SKINS (EX. FURS), RAW	7 217	1 207	641
742 PUMPS FOR LIQUIDS, PARTS	13 098	35 095	18 716	212 FURSKINS, RAW	14	217	116
743 PUMPS NES, CENTRIFUGS ETC	44 055	41 967	22 387	231 NATURAL RUBBER, ETC.	445	202	107
744 MECHANICAL HANDLING EQUIP	9 907	48 211	25 765	232 SYNTHETIC RUBBER, ETC.	62 505	17 944	9 497
745 OTH. NON-ELEC. MCH. TOOL, NES	5 918	20 143	10 684	244 CRK, NATURAL, RAW; WASTE	6 600	1 558	824
746 BALL OR ROLLER BEARINGS	4 378	19 969	10 591	245 FUEL WOOD, WOOD CHARCOAL	116 242	7 395	3 839
747 TAPS, COCKS, VALVES, ETC.	4 968	13 232	7 042	248 WOOD, SIMPLY WORKED	4 156	1 299	697
748 TRANSMISSIONS SHAFTS ETC	3 499	15 949	8 458	251 PULP AND WASTE PAPER	55 233	10 981	5 782
749 NON-ELECT. MACH. PARTS, ETC	6 606	37 442	19 970	263 COTTON	311	127	66
751 OFFICE MACHINES	5 462	87 963	47 119	265 VEGETABLE TEXTILE FIBRES	12 839	5 407	2 884
752 AUTOMATC. DATA PROC. EQUIP	1 294	23 022	12 270	266 SYNTHETIC FIBRES			
759 PARTS, FOR OFFICE MACHINS	18 137	69 794	37 083				
761 TELEVISION RECEIVERS ETC							

7 IMPORTS AND EXPORTS (SPECIAL TRADE) BY COUNTRIES OF PRODUCTION AND CONSUMPTION AND BY GROUPS OF THE SITC-REV. III 1989

GROUP DESCRIPTION	DT = 100 KG	1 000 DM	1 000 \$	GROUP DESCRIPTION	DT = 100 KG	1 000 DM	1 000 \$
267 OTHER MAN-MADE FIBRES	1 679	488	264	692 CONTAINERS, STORAGE, TRNSP	7 042	4 109	2 173
268 WOOL, OTHER ANIMAL HAIR	9 318	7 501	3 974	693 WIRE PRODUCTS EXCL.ELECT	15 958	6 935	3 667
269 WORN CLOTHING, TEXTL, ARTL	886	64	34	694 NAILS, SCREWS, NUTS, ETC.	96 979	37 753	20 119
273 STONE, SAND AND GRAVEL	43 220	1 515	811	695 TOOLS	34 818	70 758	37 730
277 NATURAL ABRASIVES, NES	5 580	273	143	696 CUTLERY	2 198	8 767	4 668
278 OTHER CRUDE MINERALS	1 853 443	39 630	21 088	697 HOUSEHOLD EQUIPMENT, NES	12 074	23 216	12 408
282 FERROUS WASTE AND SCRAP	25 598	6 753	3 615	699 MANUFACTS. BASE METAL, NES	109 680	67 438	35 942
283 COPPER ORES, CONCENTRATES	46 378	23 339	12 318	711 STEAM GENER. BOILERS, ETC.	38 036	10 803	5 739
285 ALUMINIUM ORE, CONCTR. ETC	695 955	30 996	16 405	712 STEAM TURBINES	185	1 059	572
287 ORE, CONCENTR. BASE METALS	49 935	2 915	1 547	713 INTRNL COMBUS PSTN ENGIN	299 137	417 694	222 617
288 NON-FERROUS WASTE, SCRAP	62 980	31 385	16 425	714 ENGINES, MOTORS NON-ELECT	55	6 809	3 703
289 PREC. METAL ORES, CONCTR	181	7 844	4 293	716 ROTATING ELECTRIC PLANT	84 721	102 870	54 837
291 CRUDE ANIMAL MATERIALS, NES	3 390	2 810	1 488	718 OTH. POWR. GENRTNG. MACHNRY	629	1 288	676
292 CRUDE VEG. MATERIALS, NES	94 662	50 274	26 794	721 AGRIC. MACHINES, EX. TRACTR	4 301	3 830	2 002
321 COAL, NOT AGGLOMERATED	1 917	63	35	722 TRACTORS	316	502	264
325 COKE, SEMI-COKE, RET. CARBN	18 754	585	314	723 CIVIL ENGINEERING EQUIPT	7 216	5 688	3 054
334 PETROLEUM PRODUCTS	1 589 594	48 026	25 718	724 TEXTILE, LEATHER MACHINES	13 919	21 529	11 393
335 RESIDUAL PETROL. PRODUCTS	301 693	14 605	7 722	725 PAPER, PULP MILL MACHINES	8 208	20 578	11 002
411 ANIMAL OILS AND FATS	1 817	224	120	726 PRINTNG, BOOKBINDNG MACHS	6 590	16 817	8 978
421 FIXED VEG. FAT, OILS, SOFT	7 690	3 359	1 803	727 FOOD-PROCESS. MCH. NON DDM	1 799	2 880	1 538
422 FIXED VEG. FAT, OILS, OTHER	478	278	148	728 OTH. MACH. PTS, SPCL INDUST	16 200	28 317	15 158
431 ANIMAL, VEG. FATS, OILS, NES	11 837	1 205	634	731 METAL REMOVAL WORK TOOLS	35 494	73 171	39 045
511 HYDROCARBONS, NES, DERIVTS	872 964	86 201	45 551	733 MACH-TOOLS, METAL-WORKING	23 449	30 044	16 133
512 ALCOHOL, PHENOL, ETC. DERIV	63 989	16 614	8 865	735 PARTS, NES, FOR MACH-TOOLS	23 077	25 665	13 699
513 CARBOXYLIC ACIDS, DERIVTS	107 415	29 991	15 963	737 METALWORKING MACHNRY NES	12 979	16 101	8 520
514 NITROGEN-FUNCT. COMPOUNDS	24 442	21 940	11 685	741 HEATING, COOLING EQUIP, PART	22 941	27 700	14 703
515 ORGANIC-INORGANIC COMPNDS	21 062	40 465	21 511	742 PUMPS FOR LIQUIDS, PARTS	13 858	21 141	11 284
516 OTHER ORGANIC CHEMICALS	33 535	10 735	5 735	743 PUMPS NES, CENTRIFUGS ETC	77 214	117 621	62 705
522 INORGANIC CHEM. ELEMENTS	62 404	8 472	4 478	744 MECHANICAL HANDLING EQUIP	28 896	33 156	17 654
523 METAL. SALTS, INORGAN. ACID	257 222	16 470	8 766	745 OTH. NONELEC MCH. TOOL, NES	7 618	14 232	7 580
524 OTHER CHEMICAL COMPOUNDS	65 890	8 892	4 708	746 BALL OR ROLLER BEARINGS	14 022	27 870	14 893
531 SYNTH. COLOURS, LAKES, ETC.	16 683	16 995	9 063	747 TAPS, COCKS, VALVES, ETC.	22 314	32 043	17 068
532 DYEING, TANNING MATERIALS	4 057	4 149	2 231	748 TRANSMISSIONS SHAFTS ETC	94 408	58 586	31 196
533 PIGMENTS, PAINTS, ETC.	34 294	19 636	10 494	749 NON-ELECT MACH. PARTS, ETC	12 763	29 739	15 881
541 MEDICINES, ETC. EXC. GRP542	1 037	19 341	10 249	751 OFFICE MACHINES	912	2 378	1 256
542 MEDICAMENTS	8 198	79 556	42 345	752 AUTOHATC. DATA PROC. EQUIP	12 544	219 875	117 545
551 ESSENTL. OIL, PERFUME, FLAVR	3 999	6 090	3 231	759 PARTS, FOR OFFICE MACHINS	2 710	104 681	56 415
553 PERFUMERY, COSMETICS, ETC.	9 284	18 589	9 891	761 TELEVISION RECEIVERS ETC	19 142	51 250	27 288
554 SOAP, CLEANERS, POLISH, ETC	57 602	13 542	7 198	762 RADIO-BROADCAST RECEIVER	128	570	527
562 FERTILIZER, EXCEPT GRP272	1 831 928	38 795	20 461	763 SOUND RECORDER, PHONOGRPH	95	965	518
571 POLYMERS OF ETHYLENE	225 514	41 297	21 993	764 TELECOMM. EQUIP. PARTS NES	11 886	124 257	66 026
572 POLYMERS OF STYRENE	31 606	9 358	4 994	771 ELECT POWER MACHNRY. PARTS	8 804	34 345	18 264
573 POLYMERS, VINYL CHLORIDE	25 725	4 631	2 458	772 ELEC. SWITCH. RELAY. CIRCUIT	22 202	113 683	60 454
574 POLYACETAL, POLYCARBONATE	77 251	25 715	13 642	773 ELECTR DISTRIB. EQPT NES	23 878	59 793	31 882
575 OTH. PLASTIC, PRIMARY FORM	177 031	56 784	30 197	774 ELECTRO-MEDCL. XRAY EQUIP	438	1 952	1 045
579 PLASTIC WASTE, SCRAP ETC	2 767	508	274	775 DOM. ELEC. NON-ELEC. EQUIPT	73 728	104 754	55 785
581 PLASTIC TUBE, PIPE, HOSE	1 181	2 328	1 248	776 TRANSISTORS, VALVES, ETC.	1 668	16 283	8 681
582 PLASTIC PLATE, SHEETS, ETC	31 160	18 867	10 065	778 ELECTRIC MACH. APPART. NES	176 988	335 432	178 924
583 MONOFILAMENT OF PLASTICS	4 930	2 019	1 079	781 PASS. MOTOR VEHCLS. EX. BUS	825 624	1 117 223	594 950
591 INSECTICIDES, ETC.	2 921	3 009	1 603	782 GOODS, SPCL TRANSPORT VEH	59 209	83 299	44 315
592 STARCHES, INULIN, ETC.	7 315	3 212	1 715	783 ROAD MOTOR VEHICLES NES	230	338	173
593 EXPLOSIVES, PYROTECHNICS	701	1 031	570	784 PARTS, TRACTORS, MOTOR VEH	882 494	779 346	414 978
597 PREPRD ADDITIVES, LIQUIDS	738	202	105	785 CYCLES, MOTORCYCLES ETC.	3 830	9 608	5 136
598 MISC. CHEMICAL PRODTS. NES	167 338	39 562	20 997	786 TRAILERS, SEMI-TRAILER, ETC	5 800	3 206	1 707
611 LEATHER	2 344	16 871	8 934	791 RAILWAY VEHICLES. EQUIPNT	10 313	10 316	5 477
612 MANUFACT. LEATHER ETC. NES	168	1 468	785	792 AIRCRAFT, ASSOC'D. EQUIPNT	714	17 736	9 462
613 FURSKINS, TANNED, DRESSED	920	11 510	6 100	793 SHIP, BOAT, FLOAT. STRUCTRS	2 257	3 704	1 951
621 MATERIALS OF RUBBER	18 388	10 990	5 878	811 PREFABRICATED BUILDINGS	704	476	255
625 RUBBER TYRES, TUBES, ETC.	232 209	166 142	88 862	812 PLUMBING, SANITRY, EOPT, ETC	1 677	642	341
629 ARTICLES OF RUBBER, NES	16 243	27 417	14 615	813 LIGHTNG FIXTURES ETC. NES	10 440	22 399	11 949
633 CORK MANUFACTURES	14 894	13 788	7 360	821 FURNITURE, CUSHIONS, ETC.	83 966	100 957	53 865
634 VENEERS, PLYWOOD, ETC.	34 789	17 376	9 919	831 TRUNK, SUIT-CASES, BAG, ETC	2 250	4 977	2 667
635 WOOD MANUFACTURES, NES	16 897	11 672	6 183	841 MENS. BOYS CLOTHING, K-KNIT	6 341	24 832	13 148
641 PAPER AND PAPERBOARD	359 584	60 710	32 265	842 WOMEN, GIRL CLOTHING, XKNIT	2 517	18 688	10 547
642 PAPER, PAPERBOARD, CUT ETC	41 265	16 651	8 816	843 MENS. BOYS CLOTHING, KNIT	605	2 521	1 328
651 TEXTILE YARN	136 752	85 741	45 790	844 WOMEN, GIRLS CLOTHING, KNIT	1 632	9 640	5 142
652 COTTON FABRICS, WOVEN	3 991	9 794	5 211	845 OTHR. TEXTILE APPAREL, NES	3 751	17 277	9 186
653 FABRICS, MAN-MADE FIBRES	15 627	46 858	24 988	846 CLOTHING ACCESSRS, FABRIC	167	2 004	1 048
654 OTH. TEXTILE FABRIC, WOVEN	2 528	13 638	7 254	848 CLOTHING, NONTEXTL; HEADGEAR	4 262	12 851	6 860
655 KNIT, CROCHET, FABRIC NES	9 134	15 803	8 430	851 FOOTWEAR	137 004	443 426	235 813
656 TULLE, LACE, EMBROIDRY, ETC	1 223	3 074	1 631	871 OPTICAL INSTRUMENTS, NES	36	526	277
657 SPECIAL YARN, TEXTL. FABRIC	22 448	26 386	14 031	872 MEDICAL INSTRUMENTS NES	2 822	10 485	5 563
658 TEXTILE ARTICLES NES	4 563	8 855	4 716	873 METERS, COUNTERS, NES	469	2 421	1 287
659 FLOOR COVERINGS, ETC.	4 287	6 387	3 396	874 MEASURE, CONTROL INSTRMNT	12 788	97 205	51 621
661 LIME, CEMENT, CONSTR. MATRL	696 850	65 212	34 668	881 PHOTOGRAPH APPAR. ETC. NES	79	872	465
662 CLAY, REFRCT. CONSTR. MATRL	530 621	51 282	27 267	882 PHOTO. CINEMATOGRPH. SUPPL	795	3 908	2 094
663 MINERAL MANUFACTURES, NES	75 585	27 684	14 793	883 CINE. FILM EXPOSD. DEVELPD	197	1 865	995
664 GLASS	69 502	25 306	13 474	884 OPTICAL GOODS NES	98	1 731	931
665 GLASSWARE	29 347	11 929	6 353	885 WATCHES AND CLOCKS	552	3 146	1 684
666 POTTERY	13 657	8 693	4 616	891 ARMS AND AMMUNITION	932	4 027	2 147
667 PEARLS, PRECIOUS STONES	-	-	-	892 PRINTED MATTER	50 340	38 856	20 785
671 PIG IRON, SPIEGELEISN, ETC	375 436	48 448	25 925	893 ARTICLES, NES, OF PLASTICS	32 443	34 659	18 433
672 INGOTS ETC. IRON OR STEEL	262 808	15 398	8 133	894 BABY CARRIAGE, TOYS, GAMES	14 907	28 020	14 911
673 FLAT-ROLLED IRON ETC.	380 578	31 762	17 083	895 OFFICE, STATIONERY SUPPLS	7 348	5 177	2 748
674 FLAT-ROLLED PLATED IRON	102 298	11 562	6 224	896 WORKS OF ART, ANTIQUE ETC	259	9 125	4 873
675 FLAT-ROLLED, ALLOY STEEL	213 407	112 493	59 681	897 GOLD, SILVERWARE, JEHL NES	143	17 592	9 403
676 IRON, STL. BAR, SHAPES ETC.	2 772 512	291 503	155 588	898 MUSICAL INSTRUMENTS, ETC.	1 882	11 353	6 041
677 RAILWAY TRACK IRON, STEEL	17 340	2 144	1 143	899 MISC MANUFCTRD GOODS NES	4 284	11 069	5 887
678 WIRE OF IRON OR STEEL	13 245	4 055	2 156	961 COIN NONGOLD NONCURRENT	7	547	298
679 TUBES, PIPES, ETC. IRON, STL	301 978	66 868	35 614	971 GOLD, NONMONTRY EXCL DRES	227	28 236	15 126
681 SILVER, PLATINUM, ETC.	45	1 548	816				
682 COPPER	25 912	21 243	11 263	EXPORTS	38 624 499	21 756 186	11 579 168
683 NICKEL	1 630	3 050	1 619				
684 ALUMINIUM	306 070	133 542	71 075	001 LIVE ANIMALS	247 540	132 323	70 464
685 LEAD	26 039	3 529	1 867	011 BOVINE MEAT	10 576	6 704	3 517
686 ZINC	82 504	25 712	13 810	012 OTHER MEAT, MEAT OFFAL	21 748	8 165	4 324
687 TIN	116	73	41	016 MEAT, ED. OFFL, DRY, SLT, SMK	160	270	139
689 MISC. NON-FERR. BASE METAL	944	1 894	996	017 MEAT, OFFL. PRPD, PRSVD, NES	9 704	7 899	4 194
691 METALLIC STRUCTURES NES	13 465	8 675	4 643	022 MILK AND CREAM	171 922	39 343	20 892

7 IMPORTS AND EXPORTS (SPECIAL TRADE) BY COUNTRIES OF PRODUCTION AND CONSUMPTION AND BY GROUPS OF THE SITC-REV. III 1989

GROUP DESCRIPTION	DT = 100 KG	1 000 DM	1 000 \$	GROUP DESCRIPTION	DT = 100 KG	1 000 DM	1 000 \$
023 BUTTER, OTHER FAT OF MILK	438	418	214	613 FURSKINS, TANNED, DRESSED	559	12 548	6 651
024 CHEESE AND CURD	41 371	32 640	17 420	621 MATERIALS OF RUBBER	31 766	37 328	19 869
025 EGGS, BIRDS, YOLKS, ALBUMIN	4 990	1 845	978	625 RUBBER TYRES, TUBES, ETC.	170 286	120 923	64 318
034 FISH, FRESH, CHILLED, FROZEN	4 207	2 789	1 489	629 ARTICLES OF RUBBER, NES	24 423	67 367	35 808
035 FISH, DRIED, SALTED, SMOKED	1 274	1 363	740	633 CORK MANUFACTURES	253	497	262
036 CRUSTACEANS, MOLLUSCS ETC	3 052	1 100	606	634 VENEERS, PLYWOOD, ETC.	176 956	29 076	15 436
037 FISH ETC. PREP.D, PRSVD. NES	8 382	5 513	2 954	635 WOOD MANUFACTURES, NES	31 314	12 835	6 794
041 WHEAT, MESLIN, UNMILLED	11 876	620	331	641 PAPER AND PAPERBOARD	1 656 239	346 981	184 809
048 CEREAL PREPARATIONS	107 981	39 951	21 241	642 PAPER, PAPERBOARD, CUT ETC	170 914	73 970	39 391
054 VEGETABLES	33 555	7 830	4 275	651 TEXTILE YARN	148 318	127 700	67 985
056 VEGETABLES, PRPD, PRSVD, NES	34 172	8 800	4 673	652 COTTON FABRICS, WOVEN	8 112	20 558	10 924
057 FRUIT, NUTS EXCL. OIL NUTS	54 031	24 765	13 236	653 FABRICS, MAN-MADE FIBRES	30 140	78 652	41 852
058 FRUIT, PRESERVED, PREPARED	8 057	3 311	1 759	654 DTH. TEXTILE FABRIC, WOVEN	7 607	17 055	9 072
059 FRUIT, VEGETABLE JUICES	6 439	1 211	640	655 KNIT, CROCHET FABRIC NES	5 224	16 917	9 017
061 SUGARS, MOLASSES, HONEY	22 731	3 030	1 602	656 TULLE, LACE, EMBROIDRY, ETC	2 448	7 941	4 212
062 SUGAR CONFECTIONERY	10 509	5 952	3 149	657 SPECIAL YARN, TXTL. FABRIC	64 312	77 747	41 403
071 COFFEE, COFFEE SUBSTITUTE	9 645	12 482	6 648	658 TEXTILE ARTICLES NES	4 679	10 614	5 650
072 COCOA	31 979	11 318	6 039	659 FLOOR COVERINGS, ETC.	13 493	23 047	12 290
073 CHOCOLATE, OTH. COCOA PREP	41 393	26 039	13 872	661 LIME, CEMENT, CONSTR. MATRL	20 784	2 366	1 256
074 TEA AND MATE	1 000	997	531	662 CLAY, REFRCT. CONSTR. MATRL	251 406	35 523	18 859
075 SPICES	5 276	3 203	1 693	663 MINERAL MANUFACTURES, NES	150 963	78 383	41 716
081 ANIMAL FEED STUFF	74 267	26 575	14 245	664 GLASS	123 215	56 192	29 909
091 MARGARINE AND SHORTENING	706	163	88	665 GLASSWARE	77 460	41 324	21 998
098 EDIBLE PROD. PREPRTNS, NES	62 837	27 041	14 336	666 POTTERY	19 867	24 735	13 171
111 NON-ALCOHOL. BEVERAGE, NES	81 119	13 055	6 925	667 PEARLS, PRECIOUS STONES			
112 ALCOHOLIC BEVERAGES	248 984	47 634	24 937	671 PIG IRON, SPIEGELEISN, ETC	429 314	33 241	17 565
121 TOBACCO, UNMANUFACTURED	308	401	217	672 INGOTS ETC. IRON OR STEEL	40 248	3 838	2 030
122 TOBACCO, MANUFACTURED	2 226	7 123	3 753	673 FLAT-ROLLED IRON ETC.	5 913 162	507 157	270 166
211 HIDES, SKINS (EX. FURS), RAW	116 967	27 099	14 482	674 FLAT-ROLLED PLATED IRON	1 007 834	134 697	71 654
212 FURSKINS, RAW	12	288	150	675 FLAT-ROLLED, ALLOY STEEL	317 091	87 915	46 743
222 OILSEED (SFT. FIX VEG. OIL)	1 159	210	110	676 IRON, STL. BAR, SHAPES ETC.	968 471	111 335	59 207
223 OILSEED (OTH. FIX. VEG. OIL)	3 275	599	316	677 RAILWAY TRACK IRON, STEEL	126 615	22 853	12 282
231 NATURAL RUBBER, ETC.	831	159	88	678 WIRE OF IRON OR STEEL	25 563	9 530	5 049
232 SYNTHETIC RUBBER, ETC.	188 742	47 320	25 192	679 TUBES, PIPES, ETC. IRON, STL	320 720	77 796	41 330
246 WOOD IN CHIPS, PARTICLES	2 138	1 101	53	681 SILVER, PLATINUM, ETC.	1 641	32 437	17 203
247 WOOD ROUGH, ROUGH SQUARED	13 102	1 178	627	682 COPPER	263 241	202 213	107 485
248 WOOD, SIMPLY WORKED	1 004 180	50 630	27 426	683 NICKEL	2 406	9 647	5 137
251 PULP AND WASTE PAPER	62 327	6 386	3 425	684 ALUMINIUM	161 630	128 892	68 484
263 COTTON	18 846	4 330	2 307	685 LEAD	15 425	6 204	3 309
266 SYNTHETIC FIBRES	222 770	81 853	43 566	686 ZINC	6 586	3 517	1 872
267 OTHER MAN-MADE FIBRES	56 711	25 568	13 563	687 TIN	789	1 117	636
268 WOL, OTHER ANIMAL HAIR	1 800	1 887	1 004	688 MISC. NON-FERR. BASE METAL	1 487	4 496	2 372
269 WORN CLOTHING, TEXTL. ARTL	38 440	5 007	2 657	691 METALLIC STRUCTURES NES	112 310	58 912	31 287
272 FERTILIZERS, CRUDE	2 736	166	88	692 CONTAINERS, STORAGE, TRNSP	57 432	40 403	21 989
273 STONE, SAND AND GRAVEL	43 535	624	335	693 WIRE PRODUCTS EXCL. ELECT	30 259	17 788	9 443
274 SULPHUR, UNRSTD. IRON PYRS	6 650	1 997	1 063	694 NAILS, SCREWS, NUTS, ETC.	72 525	71 104	37 839
277 NATURAL ABRASIVES, NES	1 035	1 152	619	695 TOOLS	62 888	136 324	72 525
287 OTHER CRUDE MINERALS	776 262	29 740	15 876	696 CUTLERY	7 009	31 718	16 854
282 FERROUS WASTE AND SCRAP	1 490 610	54 602	29 101	697 HOUSEHOLD EQUIPMENT, NES	20 444	33 023	17 565
285 ALUMINIUM ORE, CONCTR. ETC	64 801	6 572	3 490	699 MANUFACT. BASE METAL, NES	211 862	214 669	114 185
287 ORE, CONCENTR. BASE METALS	27 937	1 722	916	700 CPL. IND PLANT (84/85/87)	2 597	14 713	7 829
288 NON-FERROUS WASTE, SCRAP	110 736	21 070	11 195	711 STEAM GENER. BOILERS, ETC.	1 990	3 887	2 094
291 CRUDE ANIMAL MATERIALS, NES	25 288	13 263	7 107	712 STEAM TURBINES	2 259	11 503	6 137
292 CRUDE VEG. MATERIALS, NES	22 496	31 930	17 080	713 INTRNL COMBUS PSTN ENGIN	391 404	610 355	323 588
321 COAL, NOT AGGLOMERATED	3 586 948	42 899	22 771	714 ENGINES, MOTORS NON-ELECT	7 297	16 269	8 474
322 BRIQUETTES, LIGNITE, PEAT	556 637	13 314	7 053	716 ROTATING ELECTRIC PLANT	41 476	93 381	49 739
325 COKE, SEMI-COKE, RET. CARBN	21 273	594	321	718 OTH. POWR. GENRTRNG. MACHNRY	3 814	88 944	47 887
334 PETROLEUM PRODUCTS	69 575	9 590	5 131	721 AGRIC. MACHINES, EX. TRACTR	101 303	111 134	59 237
335 RESIDUAL PETROL. PRODUCTS	219 541	10 571	5 585	722 TRACTORS	66 130	65 497	34 873
411 ANIMAL OILS AND FATS	140 803	11 400	6 025	723 CIVIL ENGINEERING EQUIPT	255 280	245 097	130 352
421 FIXED VEG. FAT, OILS, SOFT	883	267	140	724 TEXTILE, LEATHER MACHINES	68 201	257 008	137 241
422 FIXED VEG. FAT, OILS, OTHER	783	909	485	725 PAPER, PULP MILL MACHINES	33 475	100 844	54 005
431 ANIMAL, VEG. FATS, OILS, NES	33 395	6 773	3 593	726 PRINTNG, BOOKBINDNG MACHS	88 351	327 581	173 925
511 HYDROCARBONS, NES, DERIVTS	387 437	61 905	32 920	727 FOOD-PROCESS. MCH. NON DOM	9 142	39 439	21 080
512 ALCOHOL, PHENOL, ETC. DERIV	335 750	86 425	45 925	728 OTH. MACH. PTS, SPCL INDUST	159 623	436 563	233 923
513 CARBOXYLIC ACIDS, DERIVTS	427 774	133 043	70 827	731 METAL REMOVAL WORK TOOLS	30 949	93 375	49 816
514 NITROGEN-FUNCT. COMPOUNDS	246 624	160 063	85 052	733 MACH-TOOLS, METAL-WORKING	61 591	106 026	56 317
515 ORGANO-INORGANIC COMPOUNDS	79 437	145 695	77 527	735 PARTS, NES, FOR MACH-TOOLS	12 918	54 730	29 167
516 OTHER ORGANIC CHEMICALS	381 483	92 080	49 035	737 METALWORKING MACHNRY NES	39 362	112 331	59 501
522 INORGANIC CHEM. ELEMENTS	590 327	67 664	36 045	741 HEATNG, COOLNG EQUIP, PART			
523 METAL. SALTS, INORGAN. ACID	404 918	45 268	24 070	742 PUMPS FOR LIQUIDS, PARTS	29 200	126 779	67 479
524 OTHER CHEMICAL COMPOUNDS	30 852	13 620	7 179	743 PUMPS NES, CENTRIFUGS ETC	85 785	199 770	106 455
525 RADIO-ACTIVE MATERIALS	46	3 765	1 994	744 MECHANICAL HANDLING EQUIP	211 977	235 349	125 207
531 SYNTH. COLOURS, LAKES, ETC.	53 305	124 609	66 182	745 OTH. NONELEC MCH, TOOL, NES	46 169	233 936	124 592
532 DYEING, TANNING MATERIALS	22 348	6 217	3 307	746 BALL OR ROLLER BEARINGS	49 079	129 970	69 189
533 PIGMENTS, PAINTS, ETC.	285 695	160 004	85 100	747 TAPS, COCKS, VALVES, ETC.	25 881	111 938	59 589
541 MEDICINES, ETC. EXC. GRP542	21 161	235 282	124 895	748 TRANSMISSIONS SHAFTS ETC	122 183	145 420	77 351
542 MEDICAMENTS	16 594	51 810	27 598	749 NON-ELECT MACH. PARTS, ETC	23 448	88 127	46 934
551 ESSNTL. OIL, PERFUME, FLAVR	14 067	35 293	18 718	751 OFFICE MACHINES	20 176	145 565	77 771
553 PERFUMERY, COSMETICS, ETC.	18 992	28 798	15 284	752 AUTOMATC. DATA PROC. EQUIP	28 509	496 429	265 769
554 SOAP, CLEANERS, POLISH, ETC	158 361	52 520	27 926	759 PARTS, FOR OFFICE MACHINS	8 646	179 824	98 066
562 FERTILIZER, EXCEPT GRP272	1 464 988	32 390	17 287	761 TELEVISION RECEIVERS ETC	42 356	224 413	119 924
571 POLYMERS OF ETHYLENE	253 042	55 534	29 631	762 RADIO-BROADCAST RECEIVER	6 617	38 328	20 424
572 POLYMERS OF STYRENE	152 209	44 763	23 781	763 SOUND RECORDER, PHONOGRPH	3 894	37 742	20 095
573 POLYMERS, VINYL CHLORIDE	157 640	38 861	20 723	764 TELECOMM. EQUIP. PARTS NES	32 874	264 938	141 427
574 POLYACETAL, POLYCARBONATE	261 503	122 892	65 242	771 ELECT POWER MACHNRY, PARTS	29 745	91 142	48 603
575 OTH. PLASTIC, PRIMARY FORM	527 416	258 548	137 427	772 ELEC. SWITCH, RELAY, CIRCUIT	77 565	406 761	216 542
579 PLASTIC WASTE, SCRAP ETC	39 864	2 385	1 266	773 ELECTR DISTRIB. EQPT NES	69 580	104 314	55 583
581 PLASTIC TUBE, PIPE, HOSE	13 922	16 025	8 498	774 ELECTRO-MEDCL. XRAY EQUIP	4 228	80 846	43 092
582 PLASTIC PLATE, SHEETS, ETC	214 014	180 207	95 512	775 DOM. ELEC. NON-ELEC. EQUIPT	239 377	297 150	158 652
583 MONOFILAMENT OF PLASTICS	57 276	40 947	21 832	776 TRANSISTORS, VALVES, ETC.	72 772	219 955	117 172
591 INSECTICIDES, ETC.	58 559	70 582	37 627	778 ELECTRIC MACH. APPART. NES	282 563	548 447	292 199
592 STARCHES, INULIN, ETC.	108 074	37 397	19 833	781 PASS. MOTOR VEHCL. EX. BUS	1 570 429	2 861 224	1 502 229
593 EXPLOSIVES, PYROTECHNICS	10 224	4 138	2 173	782 GOODS, SPCL TRANSPORT VEH	695 427	754 779	401 123
597 PREPD ADDITIVES, LIQUIDS	72 170	29 046	15 514	783 ROAD MOTOR VEHICLES NES	109 595	148 205	78 506
598 MISC. CHEMICAL PRODS, NES	677 326	277 067	147 155	784 PARTS, TRACTORS, MOTOR VEH	1 317 707	1 345 789	715 268
600 CPL. IND PLANT CHAP 69-76	493	913	497	785 CYCLES, MOTORCYCLES ETC.	25 117	92 887	49 234
611 LEATHER	17 306	16 225	8 627	786 TRAILERS, SEMI-TRAILR, ETC	100 399	74 105	39 481
612 MANUFACT. LEATHER ETC. NES	359	1 970	1 046	791 RAILWAY VEHICLES, EQUIPNT	7 166	17 852	9 537

GROUP DESCRIPTION	DT = 100 KG	1 000 DM	1 000 \$	GROUP DESCRIPTION	DT = 100 KG	1 000 DM	1 000 \$
782 AIRCRAFT, ASSOCTD. EQUIPNT	2 002	97 533	52 297	542 MEDICAMENTS	74	1 123	603
783 SHIP, BOAT, FLDT. STRUCTRS	4 703	16 351	8 610	551 ESSENTL. OIL, PERFUME, FLAVR	74	104	55
800 CPL IND PLANT CHAP 90/94	3 82	1 319	746	553 PERFUMERY, COSMETICS, ETC.	326	759	406
811 PREFABRICATED BUILDINGS	3 235	2 504	1 330	554 SOAP, CLEANERS, POLISH, ETC.	627	409	218
812 PLUMBING, SANITRY, EOPT, ETC	30 374	29 890	15 714	582 FERTILIZER, EXCEPT GRP272	5 039	134	70
813 LIGHTING FIXTURES ETC. NES	11 779	35 430	18 829	573 POLYMERS, VINYL CHLORIDE	1 026	178	95
821 FURNITURE, CUSHIONS, ETC.	97 338	98 727	52 570	574 POLYACETAL, POLYCARBONATE	1 214	371	194
831 TRUNK, SUIT-CASES, BAG, ETC.	3 724	10 689	5 671	575 OTH. PLASTIC, PRIMARY FORM	1 476	1 315	690
841 MENS, BOYS CLOTHING, X-KNIT	2 616	22 422	11 890	581 PLASTIC TUBE, PIPE, HOSE	1 184	1 211	645
842 WOMEN, GIRL CLOTHING, X-KNIT	2 886	41 264	21 873	582 PLASTIC PLATE, SHEETS, ETC	3 602	2 991	1 598
843 MENS, BOYS CLOTHING, KNIT	324	1 534	814	583 MONOFILAMENT OF PLASTICS	376	437	226
844 WOMEN, GIRLS CLOTHING, KNIT	557	5 013	2 642	591 INSECTICIDES, ETC.	602	378	195
845 OTHR. TEXTILE APPAREL, NES	1 014	11 694	6 199	592 STARCHES, INULIN, ETC.	2 207	428	239
846 CLOTHING ACCESSRS, FABRIC	1 487	11 412	6 068	597 PREPRD ADDITIVES, LIQUIDS	3 815	1 203	642
848 CLOTHING, NONTXLT, HEADGEAR	3 082	22 347	11 962	598 MISC. CHEMICAL PRODS. NES	2 613	1 175	628
851 FOOTWEAR	3 388	14 449	7 697	613 FURSKINS, TANNED, DRESSED	14	609	322
871 OPTICAL INSTRUMENTS, NES	494	19 145	10 204	621 MATERIALS OF RUBBER	31	65	30
872 MEDICAL INSTRUMENTS, NES	13 397	132 009	70 475	625 RUBBER TYRES, TUBES, ETC.	5 153	3 664	1 951
873 METERS, COUNTERS, NES	3 902	35 294	18 799	629 ARTICLES OF RUBBER, NES	277	566	304
874 MEASURE, CONTROL INSTRMNT	26 302	367 023	195 555	635 WOOD MANUFACTURES, NES	1 154	1 037	552
881 PHOTOGRAPH APPAR. ECT. NES	8 437	73 881	39 283	641 PAPER AND PAPERBOARD	3 763	1 833	980
882 PHOTO. CINEMATOGRPH. SUPPL	53 070	99 577	52 872	642 PAPER, PAPERBOARD, CUT ETC	14 155	6 514	3 423
883 CINE. FILM EXPOS. DEVELPD	28	341	178	651 TEXTILE YARN	74	241	128
884 OPTICAL GOODS NES	1 217	47 531	25 222	652 COTTON FABRICS, WOVEN	525	3 536	1 882
885 WATCHES AND CLOCKS	4 782	46 043	24 519	653 FABRICS, MAN-MADE FIBRES	95	347	184
891 ARMS AND AMMUNITION	727	4 287	2 288	654 OTH. TEXTILE FABRIC, WOVEN	23	103	53
892 PRINTED MATTER	114 516	133 185	70 720	655 KNIT, CROCHET, FABRIC NES	69	226	115
893 ARTICLES, NES, OF PLASTICS	70 479	98 729	52 547	657 SPECIAL YARN, TXLT. FABRIC	349	729	383
894 BABY CARRIAGE, TOYS, GAMES	19 019	37 734	20 049	658 TEXTILE ARTICLES NES	475	1 004	535
895 OFFICE, STATIONERY SUPPLS	17 990	79 436	42 085	659 FLOOR COVERINGS, ETC.	2 325	4 470	2 357
896 WORKS OF ART, ANTIQUE ETC	780	117 857	63 544	661 LIME, CEMENT, CONSTR. MATRL	469	137	71
897 GOLD, SILVERWARE, JEWEL NES	181	11 349	6 056	662 CLAY, REFRCT. CONSTR. MATRL	3 477	1 760	942
898 MUSICAL INSTRUMENTS, ETC.	50 009	148 634	79 163	663 MINERAL MANUFACTURES, NES	1 470	955	504
899 MISC MANUFCTRD GOODS NES	12 699	51 877	27 623	664 GLASS	5 383	951	510
941 COMPL IND PLANT CHAPT 99	129	106	56	665 GLASSWARE	1 530	999	526
961 COIN NONGOLD NONCURRENT	2	93	51	666 POTTERY	417	681	369
971 GOLD, NONMONTY EXCL ORES	38	48 603	25 675	667 PEARLS, PRECIOUS STONES	.	.	.
				673 FLAT-ROLLED IRON ETC.	992	97	52
CANARY IS				676 IRON, STL. BAR, SHAPES ETC.	262	109	58
IMPORTS	474 536	99 682	54 213	679 TUBES, PIPES, ETC. IRON, STL	6 449	1 204	640
				682 COPPER	4 654	3 751	1 991
054 VEGETABLES	431 554	69 648	37 986	684 ALUMINIUM	3 650	3 729	1 978
057 FRUIT, NUTS EXCL. OIL NUTS	3 314	769	412	691 METALLIC STRUCTURES NES	5 786	4 017	2 135
071 COFFEE, COFFEE SUBSTITUTE	253	66	35	692 CONTAINERS, STORAGE, TRNSP	1 834	2 581	1 384
122 TOBACCO, MANUFACTURED	295	574	308	693 WIRE PRODUCTS EXCL. ELECT	203	93	50
292 CRUDE VEG. MATERIALS, NES	11 704	22 180	11 958	694 NAILS, SCREWS, NUTS, ETC.	133	223	112
335 RESIDUAL PETROL. PRODUCTS	16 783	1 605	922	695 TOLDS	1 322	3 160	1 670
511 HYDROCARBONS, NES, DERIVTS	7 962	515	282	696 CUTLERY	48	357	189
553 PERFUMERY, COSMETICS, ETC.	12	211	108	697 HOUSEHOLD EQUIPMENT, NES	1 010	1 599	849
713 INTRNL COMBUS PSTN ENGIN	46	150	81	699 MANUFACT. BASE METAL, NES	2 470	3 644	1 914
728 OTH. MACH. PTS, SPCL INDUST	286	378	213	700 CPL IND PLANT (84/85/87)	57	823	441
743 PUMPS NES, CENTRIFUGS ETC	27	503	269	713 INTRNL COMBUS PSTN ENGIN	1 040	5 751	3 055
764 TELECOMM. EQUIP. PARTS NES	8	170	93	714 ENGINES, MOTORS NON-ELECT	3	152	81
771 ELECT POWER MACHNY. PARTS	12	287	153	716 ROTATING ELECTRIC PLANT	239	620	320
				721 AGRIC. MACHINES, EX. TRACTR	66	228	124
EXPORTS	1 431 103	549 975	292 827	722 TRACTORS	67	135	78
				723 CIVIL ENGINEERING EQUIPT	4 583	4 972	2 646
011 BOVINE MEAT	5 238	3 341	1 758	724 TEXTILE, LEATHER MACHINES	141	357	187
012 OTHER MEAT, MEAT OFFAL	16 201	2 218	1 141	725 PAPER, PULP MILL MACHINES	250	755	390
016 MEAT, ED. OFFL, DRY, SLT, SMK	204	379	205	726 PRINTNG, BOOKBINDNG MACHS	397	1 641	859
017 MEAT, OFFL, PRPD, PRSVD, NES	4 130	3 456	1 844	727 FOOD-PROCESS. MCH. NON DOM	78	576	306
022 MILK AND CREAM	227 393	24 607	13 149	728 OTH. MACH. PTS, SPCL INDUST	2 030	8 736	4 662
023 BUTTER, OTHER FAT OF MILK	4 523	1 509	798	731 METAL REMOVAL WORK TOOLS	36	166	51
024 CHEESE AND CURD	13 803	7 237	3 866	733 MACH-TOOLS, METAL-WORKING	59	98	51
037 FISH ETC. PREPD, PRSVD, NES	540	439	237	737 METALWORKING MACHNY NES	10	70	36
046 MEAL, FLOUR OF WHEAT, MSLN	615	63	34	741 HEATING, COOLNG EQUIP, PART	.	.	.
047 OTHER CEREAL MEAL, FLOURS	99 041	9 253	4 878	742 PUMPS FOR LIQUIDS, PARTS	155	1 022	538
054 VEGETABLES	797	996	523	743 PUMPS NES, CENTRIFUGS ETC	938	4 516	2 421
056 VEGETABLES, PRPD, PRSVD, NES	9 479	1 841	989	744 MECHANICAL HANDLING EQUIP	4 824	5 854	3 052
057 FRUIT, NUTS EXCL. OIL NUTS	226	86	36	745 OTH. NONELEC MCH. TOOL, NES	1 517	7 130	3 797
058 FRUIT, PRESERVED, PREPARED	2 483	946	499	746 BALL OR ROLLER BEARINGS	11	73	35
059 FRUIT, VEGETABLE JUICES	2 664	318	163	747 TAPS, COCKS, VALVES, ETC.	593	2 299	1 224
061 SUGARS, MOLASSES, HONEY	315 025	17 492	9 461	748 TRANSMISSIONS SHAFTS ETC	95	587	315
062 SUGAR CONFECTIONERY	1 360	739	386	749 NON-ELECT MACH. PARTS, ETC	151	1 015	528
071 COFFEE, COFFEE SUBSTITUTE	1 676	2 328	1 246	751 OFFICE MACHINES	354	2 176	1 154
073 CHOCOLATE, OTH. COCOA PREP	1 674	1 115	581	752 AUTOMAT. DATA PROC. EQUIP	12	651	345
075 SPICES	85	118	58	759 PARTS, FOR OFFICE MACHINS	14	482	255
081 ANIMAL FEED STUFF	260	193	105	761 TELEVISION RECEIVERS ETC	1 385	4 402	2 378
091 MARGARINE AND SHORTENING	3 044	819	432	762 RADIO-BROADCAST RECEIVER	234	1 444	774
098 EDIBLE PROD. PREPRTNS, NES	7 327	2 705	1 440	763 SOUND RECORDER, PHONOGRPH	41	394	210
111 NON-ALCOHOL. BEVERAGE, NES	38 633	3 702	1 977	764 TELECOMM. EQUIP. PARTS NES	772	4 889	2 567
112 ALCOHOLIC BEVERAGES	54 129	7 391	3 941	773 ELECTR DISTRIB. EQPT NES	406	532	289
121 TOBACCO, UNMANUFACTURED	523	58	31	774 ELECTRO-MEDCL. XRAY EQUIP	30	425	228
122 TOBACCO, MANUFACTURED	2 947	4 647	2 454	775 DOM. ELEC. NON-ELEC. EQUIPT	8 932	12 862	6 850
267 OTHER MAN-MADE FIBRES	4 589	3 184	1 697	776 TRANSISTORS, VALVES, ETC.	328	571	301
273 STONE, SAND AND GRAVEL	3 547	90	46	778 ELECTRIC MACH. APPART. NES	5 738	8 293	4 411
278 OTHER CRUDE MINERALS	1 208	59	32	781 PASS. MOTOR VEHCLS. EX. BUS	82 220	165 544	88 166
292 CRUDE VEG. MATERIALS, NES	515	673	351	782 GOODS, SPCL TRANSPORT VEH	13 261	17 102	9 082
322 BRIQUETTES, LIGNITE, PEAT	13 346	275	145	783 ROAD MOTOR VEHICLES NES	3 440	4 517	2 380
334 PETROLEUM PRODUCTS	294 829	9 824	5 622	784 PARTS, TRACTORS, MOTOR VEH	8 447	24 136	12 853
335 RESIDUAL PETROL. PRODUCTS	1 546	160	86	785 CYCLES, MOTORCYCLES ETC.	264	1 113	585
421 FIXED VEG. FAT, OILS, SOFT	20 572	2 005	1 050	786 TRAILERS, SEMI-TRAILER, ETC	298	359	192
512 ALCOHOL, PHENOL, ETC. DERIV	482	408	220	793 SHIP, BOAT, FLDT. STRUCTRS	46	126	67
513 CARBOXYLIC ACIDS, DERIVTS	358	155	83	812 PLUMBNG, SANITRY, EOPT, ETC	453	337	183
522 INORGANIC CHEM. ELEMENTS	797	234	125	813 LIGHTNG FIXTURES ETC. NES	381	1 281	684
523 METAL. SALTS, INORGAN. ACID	665	129	68	821 FURNITURE, CUSHIONS, ETC.	4 972	6 086	3 205
533 PIGMENTS, PAINTS, ETC.	3 121	2 465	1 312	831 TRUNK, SUIT-CASES, BAG, ETC	171	638	330

7 IMPORTS AND EXPORTS (SPECIAL TRADE) BY COUNTRIES OF PRODUCTION AND CONSUMPTION AND BY GROUPS OF THE SITC-REV. III 1989

GROUP DESCRIPTION	DT = 100 KG	1 000 DM	1 000 \$	GROUP DESCRIPTION	DT = 100 KG	1 000 DM	1 000 \$
841 MENS,BOYS CLOTHNG,X-KNIT	32	422	225	575 OTH.PLASTIC,PRIMARY FORM	605	107	55
842 WOMEN,GIRL CLOTHNG,XKNIT	108	2 040	1 081	598 MISC.CHEMICAL PROODTS.NES	54 776	3 186	1 697
843 MENS,BOYS CLOTHING,KNIT	15	202	108	613 FURSKINS,TANNED,DRESSED	67	299	156
844 WOMEN,GIRLS CLOTHNG.KNIT	59	579	307	658 TEXTILE ARTICLES NES	27	117	63
845 OTHR.TEXTILE APPAREL,NES	113	1 410	751	671 PIG IRON, SPIEGELEISN,ETC	110 201	20 672	10 914
846 CLOTHING ACCESSRS,FABRIC	9	141	72	684 ALUMINIUM	265 519	105 999	56 327
848 CLOTHNG,NONTXTL;HEADGEAR	91	313	165	697 HOUSEHOLD EQUIPMENT,NES	1 014	1 875	1 007
851 FOOTWEAR	186	811	420	699 MANUFACTS.BASE METAL,NES	225	67	34
871 OPTICAL INSTRUMENTS,NES	24	236	128	723 CIVIL ENGINEERING EQUIPT	12	70	36
872 MEDICAL INSTRUMENTS NES	189	2 732	1 467	726 PRINTNG,BOOKBINDNG MACHS	200	155	82
873 METERS,COUNTERS,NES	41	202	110	731 METAL REMOVAL WORK TOOLS	210	144	82
874 MEASURE,CONTROL INSTRMNT	289	2 681	1 424	742 PUMPS FOR LIQUIDS,PARTS	39	59	31
881 PHOTOGRAPH APPAR.ETC.NES	346	2 020	1 071	743 PUMPS NES,CENTRIFUGS ETC	12	69	37
882 PHOTO.CINEMATOGRPH.SUPPL	2 526	5 798	3 066	745 OTH.NONELEC MCH.TOOL,NES	1	68	37
884 OPTICAL GOODS NES	11	880	469	752 AUTOMATC.DATA PROC.EQUIP	5	110	60
885 WATCHES AND CLOCKS	81	1 148	603	764 TELECOMM.EQUIP,PARTS NES	3	385	205
891 ARMS AND AMMUNITION	78	317	164	778 ELECTRIC.MACH.APPART.NES	9	78	41
892 PRINTED MATTER	8 657	9 319	4 955	781 PASS.MOTOR VEHCLS.EX.BUS	68	260	136
893 ARTICLES,NES,OF PLASTICS	3 102	2 468	1 289	786 TRAILERS,SEMI-TRAILR,ETC	167	128	68
894 BABY CARRIAGE,TOYS,GAMES	882	2 156	1 144	842 WOMEN,GIRL CLOTHNG,XKNIT	13	110	56
895 OFFICE,STATIONERY SUPPLS	485	2 963	1 558	843 MENS,BOYS CLOTHING,KNIT	11	122	64
896 WORKS OF ART,ANTIQUE ETC	7	105	56	844 WOMEN,GIRLS CLOTHNG.KNIT	22	316	169
897 GOLD,SILVERWARE,JEWEL NES	421	226	845	845 OTHR.TEXTILE APPAREL,NES	66	851	448
898 MUSICAL INSTRUMENTS,ETC.	690	2 095	1 096	846 CLOTHING ACCESSRS,FABRIC	28	115	62
899 MISC MANUFCTRD GOODS NES	664	1 566	828	873 METERS,COUNTERS,NES	11	241	129
				874 MEASURE,CONTROL INSTRMNT	5	144	78
CEUTA MEL				882 PHOTO.CINEMATOGRPH.SUPPL	77	132	69
IMPORTS	817	414	215	892 PRINTED MATTER	27	80	39
575 OTH.PLASTIC,PRIMARY FORM	219	79	40	896 WORKS OF ART,ANTIQUE ETC	1	387	205
747 TAPS,COCKS,VALVES,ETC.	4	165	83	961 COIN NONGOLD NONCURRENT	2	344	185
EXPORTS	57 609	35 236	18 695		763 893	284 986	151 112
011 BOVINE MEAT	313	230	119	034 FISH,FRESH,CHILLED,FROZN	334	183	98
022 MILK AND CREAM	22 348	1 589	843	041 WHEAT, MESLIN, UNMILLED	26 933	896	472
048 CEREAL PREPARATIONS	421	172	91	043 BARLEY, UNMILLED	10 972	462	242
071 COFFEE,COFFEE SUBSTITUTE	417	252	136	045 OTHER CEREALS, UNMILLED	6 069	662	350
112 ALCOHOLIC BEVERAGES	1 797	244	126	047 OTHER CEREAL MEAL,FLOURS	155 853	3 211	1 715
259 WORN CLOTHING,TEXTL.ARTL	16 504	2 452	1 302	048 CEREAL PREPARATIONS	35 260	1 824	955
533 PIGMENTS, PAINTS, ETC.	68	58	31	054 VEGETABLES	5 866	626	322
598 MISC.CHEMICAL PROODTS.NES	181	85	45	056 VEGETABLES,PRPD,PRSD,NES	491	158	82
621 MATERIALS OF RUBBER	132	132	72	057 FRUIT,NUTS EXCL.OIL NUTS	934	508	266
625 RUBBER TYRES,TUBES,ETC.	1 438	135	69	058 FRUIT,PRESERVED,PREPARED	1 204	449	231
657 SPECIAL YARN,TXTL.FABRIC	6	68	36	059 FRUIT, VEGETABLE JUICES	351	68	30
665 GLASSWARE	115	104	56	062 SUGAR CONFECTIONERY	1 161	643	342
666 POTTERY	22	94	49	071 COFFEE,COFFEE SUBSTITUTE	231	190	102
695 TOOLS	37	99	49	072 COCOA	2 207	1 405	747
696 CUTLERY	250	862	455	073 CHOCOLATE,OTH.COCOA PREP	1 529	1 172	627
699 MANUFACTS.BASE METAL,NES	96	93	47	075 SPICES	117	91	40
713 INTRNL COMBUS PSTN ENGIN	1 081	2 808	1 502	081 ANIMAL FEED STUFF	539	135	73
724 TEXTILE,LEATHER MACHINES	14	64	32	098 EDIBLE PROD.PREPRTN,NES	54 914	4 713	2 527
742 PUMPS FOR LIQUIDS,PARTS	83	144	76	112 ALCOHOLIC BEVERAGES	9 512	2 125	1 125
743 PUMPS NES,CENTRIFUGS ETC	71	146	78	211 HIDES,SKINS(EX.FURS),RAW	106	67	36
744 MECHANICAL HANDLING EQUIP	15	190	101	248 WOOD, SIMPLY WORKED	7 197	1 170	620
745 OTH.NONELEC MCH.TOOL,NES	4	71	36	268 WOOD, OTHER ANIMAL HAIR	386	348	184
748 TRANSMISSIONS SHAFTS ETC	78	303	167	273 STONE, SAND AND GRAVEL	2 794	67	34
749 NON-ELECT MACH.PARTS,ETC	37	225	121	282 OTHER CRUDE MINERALS	30 392	314	169
751 OFFICE MACHINES	16	76	42	287 CRUDE VEG.MATERIALS, NES	824	557	299
761 TELEVISION RECEIVERS ETC	98	323	174	334 PETROLEUM PRODUCTS	6 595	1 269	678
762 RADIO-BROADCAST RECEIVER	31	182	96	335 RESIDUAL PETROL PRODUCTS	101 114	1 711	876
763 SOUND RECORDER,PHONOGRPH	7	62	34	421 FIXED VEG.FAT,OILS, SOFT	1 277	171	90
764 TELECOMM.EQUIP.PARTS NES	9	101	55	431 ANIMAL VEG.FATS,OILS,NES	1 658	295	155
775 DOM.ELEC,NON-ELEC,EQUIPT	35	157	80	511 HYDROCARBONS,NES,DERIVTS	192	102	51
778 ELECTRIC.MACH.APPART.NES	216	317	163	512 ALCOHOL,PHENOL,ETC.DERIV	184	106	56
781 PASS.MOTOR VEHCLS.EX.BUS	7 472	16 327	8 672	513 CARBOXYLIC ACIDS,DERIVTS	643	269	136
784 PARTS,TRACTORS,MOTOR VEH	1 700	3 807	2 023	514 NITROGEN-FUNCT.COMPOUNDS	549	392	202
813 LIGHTING FIXTURES ETC.NES	398	667	353	516 OTHER ORGANIC CHEMICALS	182	120	63
821 FURNITURE,CUSHIONS,ETC.	173	233	127	522 INORGANIC CHEM.ELEMENTS	5 666	345	174
831 TRUNK,SUIT-CASES,BAG,ETC	16	91	46	523 METAL.SALTS,INORGAN.ACID	676	576	309
842 WOMEN,GIRL CLOTHNG,XKNIT	11	150	75	531 SYNTH.COLOURS,LAKES,ETC.	231	683	364
851 FOOTWEAR	25	169	89	532 DYEING,TANNING MATERIALS	556	120	63
872 MEDICAL INSTRUMENTS NES	5	101	51	533 PIGMENTS, PAINTS, ETC.	6 539	3 329	1 763
881 PHOTOGRAPH APPAR.ETC.NES	23	117	64	541 MEDICINES,ETC.EXC.GRPS42	165	676	349
885 WATCHES AND CLOCKS	1	130	69	542 MEDICAMENTS	68	385	207
893 ARTICLES,NES,OF PLASTICS	45	89	48	551 ESSNTL.OIL,PERFUME,FLAVR	32	62	33
897 GOLD,SILVERWARE,JEWEL NES		194	101	553 PERFUMERY,COSMETICS,ETC.	1 396	2 183	1 163
				554 SOAP,CLEANERS,POLISH,ETC	4 724	1 710	907
				571 POLYMERS OF ETHYLENE	11 234	2 911	1 547
				572 POLYMERS OF STYRENE	1 667	498	267
				573 POLYMERS,VINYL CHLORIDE	4 895	885	468
				574 POLYACETAL,POLYCARBONATE	621	325	168
				575 OTH.PLASTIC,PRIMARY FORM	11 310	2 784	1 485
ICELAND				581 PLASTIC TUBE,PIPE,HOSE	2 165	1 526	793
IMPORTS	1 103 941	325 631	173 362	582 PLASTIC PLATE,SHEETS,ETC	5 279	4 193	2 229
001 LIVE ANIMALS	1 179	732	387	583 MONOFILAMENT OF PLASTICS	470	431	226
024 CHEESE AND CURD	563	143	73	591 INSECTICIDES, ETC.	47	121	63
034 FISH,FRESH,CHILLED,FROZN	484 859	137 867	73 517	592 STARCHES,INULIN,ETC.	2 963	884	467
035 FISH,DRIED,SALTED,SMOKED	26 528	15 067	8 028	593 EXPLOSIVES,PYROTECHNICS	244	615	336
036 CRUSTACEANS,MOLLUSCS ETC	1 050	980	538	597 PREPRD ADDITIVES,LIQUIDS	1 550	495	263
037 FISH ETC.PRPD,PRSD,NES	14 876	23 137	12 417	598 MISC.CHEMICAL PROODTS.NES	4 179	1 542	808
081 ANIMAL FEED STUFF	1 468	163	83	612 MANUFACT. LEATHER ETC.NES	22	147	78
268 WOOL, OTHER ANIMAL HAIR	1 074	500	263	621 MATERIALS OF RUBBER	1 189	1 078	567
273 STONE, SAND AND GRAVEL	1 688	77	44	625 RUBBER TYRES,TUBES,ETC.	1 639	781	419
277 NATURAL ABRASIVES, NES	81 880	613	412	629 ARTICLES OF RUBBER, NES	420	599	316
278 OTHER CRUDE MINERALS	12 996	782	269	633 CORK MANUFACTURES	181	145	76
288 NON-FERROUS WASTE,SCRAP	2 006	508	183	634 VENEERS, PLYWOOD, ETC.	9 449	2 602	1 397
289 PREC.METAL ORES,CONCRTS		343	177	635 WOOD MANUFACTURES, NES	2 198	1 013	535
291 CRUDE ANIMAL MATERLS,NES	4 129	2 031	1 077	641 PAPER AND PAPERBOARD	16 964	4 412	2 957
292 CRUDE VEG.MATERIALS, NES	3 029	336	177	642 PAPER,PAPERBOARD,CUT ETC	8 476	4 526	2 397
411 ANIMAL OILS AND FATS	31 032	2 427	1 290				

7 IMPORTS AND EXPORTS (SPECIAL TRADE) BY COUNTRIES OF PRODUCTION AND CONSUMPTION AND BY GROUPS OF THE SITC-REV. III 1989

GROUP DESCRIPTION	DT = 100 KG	1 000 DM	1 000 \$	GROUP DESCRIPTION	DT = 100 KG	1 000 DM	1 000 \$
651 TEXTILE YARN	416	853	453	893 ARTICLES, NES, OF PLASTICS	7 473	7 307	3 879
652 COTTON FABRICS, WOVEN	365	937	492	894 BABY CARRIAGE, TOYS, GAMES	1 441	2 873	1 583
653 FABRICS, MAN-MADE FIBRES	286	1 352	725	895 OFFICE, STATIONERY SUPPLS	441	1 131	596
654 OTH. TEXTILE FABRIC, WOVEN	125	233	120	897 GOLD, SILVERWARE, JEWEL NES	9	2 000	1 059
655 KNIT, CROCHET, FABRIC NES	61	241	124	898 MUSICAL INSTRUMENTS, ETC.	489	2 261	1 212
656 TULLE, LACE, EMBROIDRY, ETC	52	311	161	899 MISC MANUFACTURED GOODS NES	587	1 376	714
657 SPECIAL YARN, TEXTILE FABRIC	750	1 239	663				
658 TEXTILE ARTICLES NES	223	674	356	FAROE IS			
659 FLOOR COVERINGS, ETC.	1 172	886	468				
661 LIME, CEMENT, CONSTR. MATRL	3 672	409	225	IMPORTS	242 664	103 827	55 299
662 CLAY, REFRACT. CONSTR. MATRL	11 226	1 430	757				
663 MINERAL MANUFACTURES, NES	2 050	986	523	034 FISH, FRESH, CHILLED, FROZEN	221 286	93 933	50 017
664 GLASS	5 272	2 399	1 246	035 FISH, DRIED, SALTED, SMOKED	7 810	3 637	1 934
665 GLASSWARE	5 494	1 500	798	036 CRUSTACEANS, MOLLUSCS ETC	12 162	4 303	2 309
666 POTTERY	1 021	1 527	815	037 FISH ETC. PREP. PRSVD. NES	558	472	249
673 FLAT-ROLLED IRON ETC.	1 850	270	146	641 PAPER AND PAPERBOARD	249	56	32
674 FLAT-ROLLED PLATED IRON	14 382	2 448	1 302	675 FLAT-ROLLED, ALLOY STEEL	210	146	79
675 FLAT-ROLLED, ALLOY STEEL	787	116	61	896 WORKS OF ART, ANTIQUE ETC	2	863	455
676 IRON, STL. BAR, SHAPES ETC.	2 058	276	145				
679 TUBES, PIPES, ETC. IRON, STL	23 443	3 485	1 853	EXPORTS	8 569	5 052	2 649
682 COPPER	436	666	350				
684 ALUMINIUM	1 515	1 522	803	034 FISH, FRESH, CHILLED, FROZEN	220	88	44
686 ZINC	335	129	69	048 CEREAL PREPARATIONS	935	158	83
691 METALLIC STRUCTURES NES	6 640	4 710	2 482	098 EDIBLE PROD. PREPRTNS, NES	542	102	53
692 CONTAINERS, STORAGE, TRNSP	2 569	2 126	1 146	232 SYNTHETIC RUBBER, ETC.	2 034	116	62
693 WIRE PRODUCTS EXCL. ELECT	2 381	653	342	633 CORK MANUFACTURES	105	72	38
694 NAILS, SCREWS, NUTS, ETC.	2 200	1 905	989	659 FLOOR COVERINGS, ETC.	796	382	206
695 TOOLS	916	2 621	1 366	679 TUBES, PIPES, ETC. IRON, STL	639	121	66
696 CUTLERY	1 136	1 136	607	691 METALLIC STRUCTURES NES	357	75	41
697 HOUSEHOLD EQUIPMENT, NES	2 065	2 167	1 152	695 TOOLS	20	64	34
699 MANUFACT. BASE METAL, NES	4 327	4 380	2 316	699 MANUFACT. BASE METAL, NES	38	118	64
711 STEAM GENER. BOILERS, ETC.	55	108	56	711 STEAM GENER. BOILERS, ETC.	70	90	46
713 INTRNL COMBUS PSTN ENGIN	503	3 121	1 647	716 ROTATING ELECTRIC PLANT	101	225	121
716 ROTATING ELECTRIC PLANT	283	683	360	724 TEXTILE, LEATHER MACHINES	18	85	47
718 OTH. POWR. GENERNG. MACHNRY	34	99	51	727 FOOD-PROCESS. MCH. NON DOM	26	442	236
721 AGRIC. MACHINES, EX. TRACTR	2 993	2 558	1 341	728 OTH. MACH. PTS, SPCL INDUST	23	118	61
722 TRACTORS	162	297	154	737 METALWORKING MACHNRY NES	30	83	44
723 CIVIL ENGINEERING EQUIPT	3 009	2 438	1 301	764 TELECOMM. EQUIP, PARTS NES	18	132	70
724 TEXTILE, LEATHER MACHINES	180	1 077	569	771 ELECT POWER MACHNRY, PARTS	16	97	52
725 PAPER, PULP MILL MACHINES	25	151	82	774 ELECTRO-MEDCL. XRAY EQUIP	6	64	34
726 PRINTNG, BOOKBINDNG MACHS	1 089	6 629	3 681	775 DOM. ELEC. NON-ELEC. EQUIPT	286	519	275
727 FOOD-PROCESS. MCH. NON DOM	391	4 410	2 338	821 FURNITURE, CUSHIONS, ETC.	33	60	32
728 OTH. MACH. PTS, SPCL INDUST	868	2 386	1 269	874 MEASURE, CONTROL INSTRMNT	2	78	40
731 METAL REMOVAL WORK TOOLS	36	169	90	893 ARTICLES, NES, OF PLASTICS	184	132	68
733 MACH-TOOLS, METAL-WORKING	69	176	94	894 BABY CARRIAGE, TOYS, GAMES	33	87	44
735 PARTS, NES, FOR MACH-TOOLS	33	135	67				
737 METALWORKING MACHNRY NES	53	262	140	NORWAY			
741 HEATING, COOLNG EQUIP, PART	.	.	.				
742 PUMPS FOR LIQUIDS, PARTS	433	1 547	821	IMPORTS	182 987 450	7 240 498	3 859 999
743 PUMPS NES, CENTRIFUGS ETC	1 836	3 457	1 808				
744 MECHANICAL HANDLING EQUIP	5 668	5 096	2 702	017 MEAT, OFFL. PRPD, PRSVD, NES	103	81	41
745 OTH. NONELEC MCH, TOOL, NES	725	3 582	1 896	024 CHEESE AND CURD	8 323	5 188	2 773
746 BALL OR ROLLER BEARINGS	103	405	203	025 EGGS, BIRDS, YOLKS, ALBUMIN	5 889	356	193
747 TAPS, COCKS, VALVES, ETC.	1 253	2 960	1 557	034 FISH, FRESH, CHILLED, FROZEN	505 927	217 514	116 289
748 TRANSISSIONS SHAFTS ETC	92	417	212	035 FISH, DRIED, SALTED, SMOKED	14 956	11 549	6 232
749 NON-ELECT MACH. PARTS, ETC	275	1 247	658	036 CRUSTACEANS, MOLLUSCS ETC	1 396	909	484
751 OFFICE MACHINES	223	1 420	754	037 FISH ETC. PREP. PRSVD. NES	16 028	10 226	5 455
752 AUTOMATC. DATA PROC. EQUIP	88	1 524	813	048 CEREAL PREPARATIONS	1 266	512	272
759 PARTS, FOR OFFICE MACHINS	34	826	441	058 FRUIT, PRESERVED, PREPARED	3 256	875	519
761 TELEVISION RECEIVERS ETC	410	1 351	725	081 ANIMAL FEED STUFF	13 917	2 253	1 187
762 RADIO-BROADCAST RECEIVER	99	396	210	098 EDIBLE PROD. PREPRTNS, NES	309	314	170
763 SOUND RECORDER, PHONOGRPH	17	171	87	112 ALCOHOLIC BEVERAGES	4 110	3 569	1 922
764 TELECOMM. EQUIP, PARTS NES	305	2 652	1 407	211 HIDES, SKINS (EX. FURS), RAW	13 299	6 590	3 523
771 ELECT POWER MACHNRY, PARTS	310	711	376	212 FURSKINS, RAW	496	9 034	4 700
772 ELEC. SWITCH, RELAY, CIRCUIT	2 145	6 656	3 525	232 SYNTHETIC RUBBER, ETC.	644	469	266
773 ELECTR. DISTRIBUT. EQUIP NES	3 606	2 511	1 387	245 FUEL WOOD, WOOD CHARCOAL	36 536	827	453
774 ELECTRO-MEDCL. XRAY EQUIP	47	1 113	581	247 WOOD ROUGH, ROUGH SQUARED	25 234	753	405
775 DOM. ELEC. NON-ELEC. EQUIPT	8 724	11 916	6 349	248 WOOD, SIMPLY WORKED	1 133 191	90 239	48 041
776 TRANSISTORS, VALVES, ETC.	1	175	92	251 PULP AND WASTE PAPER	1 203 997	143 141	76 410
778 ELECTRIC MACH. APPART. NES	5 131	6 781	3 571	258 WOOL, OTHER ANIMAL HAIR	393	232	121
781 PASS. MOTOR VEHCL. EX. BUS	4 578	9 598	5 106	273 STONE, SAND AND GRAVEL	15 335 859	68 957	36 696
782 GOODS, SPCL TRANSPORT VEH	4 998	5 970	3 180	278 OTHER CRUDE MINERALS	8 086 693	47 833	25 510
783 ROAD MOTOR VEHICLES NES	1 171	888	479	281 IRON ORE, CONCENTRATES	6 690 871	38 915	20 862
784 PARTS, TRACTORS, MOTOR VEH	2 643	5 308	2 825	282 FERROUS WASTE AND SCRAP	50 013	7 021	3 704
785 CYCLES, MOTORCYCLES ETC.	1 110	1 656	870	283 COPPER ORES, CONCENTRATES	257 639	26 670	14 438
786 TRAILERS, SEMI-TRAILR, ETC	3 158	1 287	681	284 NICKEL ORES, CONCTR. MATTE	121	431	231
792 AIRCRAFT, ASSOC. EQUIPNT		86	45	285 ALUMINIUM ORE, CONCTR. ETC	411	103	55
812 PLUMBNG, SANITRY, EQPT. ETC	1 690	651	342	287 ORE, CONCENTR. BASE METALS	2 438 778	31 654	16 774
813 LIGHTNG FIXTURES ETC. NES	1 157	2 587	1 370	288 NON-FERROUS WASTE, SCRAP	296 702	63 155	33 590
821 FURNITURE, CUSHIONS, ETC.	4 525	5 265	2 799	289 PREC. METAL ORES, CONCTR. TS	85	1 997	1 060
831 TRUNK, SUIT-CASES, BAG, ETC	282	1 470	785	291 CRUDE ANIMAL MATERIALS, NES	1 411	1 483	258
841 MENS, BOYS CLOTHING, X-KNIT	321	4 089	2 171	292 CRUDE VEG. MATERIALS, NES	2 816	1 198	637
842 WOMEN, GIRL CLOTHING, X-KNIT	296	5 424	2 876	321 COAL, NOT AGGLOMERATED	1 331 633	19 574	10 351
843 MENS, BOYS CLOTHING, KNIT	30	315	160	333 PETROLEUM DILS, CRUDE	54 164 229	1 446 568	773 411
844 WOMEN, GIRLS CLOTHING, KNIT	89	1 059	555	334 PETROLEUM PRODUCTS	10 405 088	329 987	176 013
845 OTHR. TEXTILE APPAREL, NES	358	4 057	2 139	335 RESIDUAL PETROL. PRODUCTS	29	1 300	697
846 CLOTHING ACCESSRS, FABRIC	226	2 730	1 455	342 LIQUEFIED PROPANE, BUTANE	696 027	18 422	9 930
848 CLOTHING, NONTEXTL; HEADGEAR	177	932	489	344 PETROLEUM GASES, NES	265 538	9 595	5 140
851 FOOTWEAR	419	2 670	1 405	411 ANIMAL OILS AND FATS	59 755	3 540	1 891
871 OPTICAL INSTRUMENTS, NES	1	113	58	431 ANIMAL, VEG. FATS, OILS, NES	28 361	3 613	1 918
872 MEDICAL INSTRUMENTS NES	157	1 629	862	511 HYDROCARBONS, NES, DERIVTS	241 425	24 033	12 985
873 METERS, COUNTERS, NES	281	1 452	790	512 ALCOHOL, PHENOL, ETC. DERIV	12 759	2 108	1 126
874 MEASURE, CONTROL INSTRMNT	199	3 992	2 093	513 CARBOXYLIC ACIDS, DERIVTS	6 449	2 775	1 471
881 PHOTOGRAPH APPAR. ETC. NES	84	762	399	514 NITROGEN-FUNCT. COMPOUNDS	4 709	45 124	23 835
882 PHOTO. CINEMATOGRPH. SUPPL	804	1 679	899	515 ORGANO-INORGANIC COMPNDS	1 015	2 415	1 281
884 OPTICAL GOODS NES	7	744	387	516 OTHER ORGANIC CHEMICALS	5 278	12 517	6 695
885 WATCHES AND CLOCKS	50	746	387	522 INORGANIC CHEM. ELEMENTS	442 877	77 246	41 078
891 ARMS AND AMMUNITION	46	143	76	523 METAL. SALTS, INORGAN. ACID	48 940	5 874	3 127
892 PRINTED MATTER	1 621	2 270	1 211	524 OTHER CHEMICAL COMPOUNDS	271 102	36 745	19 529

7 IMPORTS AND EXPORTS (SPECIAL TRADE) BY COUNTRIES OF PRODUCTION AND CONSUMPTION AND BY GROUPS OF THE SITC-REV. III 1989

GROUP DESCRIPTION	DT = 100 KG	1 000 DM	1 000 \$	GROUP DESCRIPTION	DT = 100 KG	1 000 DM	1 000 \$
525 RADIO-ACTIVE MATERIALS	1	57	30	773 ELECTR DISTRIBT.EQPT NES	3 490	8 441	4 533
532 DYEING, TANNING MATERIALS	210	61	33	774 ELECTRO-MEDCL,XRAY EQUIP	122	9 712	5 124
533 PIGMENTS, PAINTS, ETC.	50 961	23 307	12 326	775 DOM.ELEC, NON-ELEC. EQUIPT	2 071	3 777	2 027
541 MEDICINES, ETC. EXC. GRP542	478	5 143	2 748	776 TRANSISTORS, VALVES, ETC.	33	2 637	1 405
542 MEDICAMENTS	316	584	308	778 ELECTRIC, MACH. APPART. NES	10 811	14 579	7 697
553 PERFUMERY, COSMETICS, ETC.	361	927	494	781 PASS. MOTOR VEHCLS. EX. BUS	2 185	4 875	2 567
554 SOAP, CLEANERS, POLISH, ETC	21 123	3 858	2 070	782 GOODS, SPCL TRANSPORT VEH	10 031	11 969	6 325
562 FERTILIZER, EXCEPT GRP272	1 645 626	49 671	26 932	783 ROAD MOTOR VEHICLES NES	815	1 132	606
571 POLYMERS OF ETHYLENE	328 570	60 424	32 125	784 PARTS, TRACTORS, MOTOR. VEH	44 378	60 696	32 290
572 POLYMERS OF STYRENE	5 602	1 249	668	785 CYCLES, MOTORCYCLES ETC.	282	546	283
573 POLYMERS, VINYL CHLORIDE	20 028	3 200	1 687	786 TRAILERS, SEMI-TRAILER, ETC	2 233	1 443	763
574 POLYACETAL, POLYCARBONATE	25 037	9 686	5 178	791 RAILWAY VEHICLES, EQUIPNT	637	270	141
575 OTH. PLASTIC, PRIMARY FORM	201 435	52 708	28 047	792 AIRCRAFT, ASSOCTD. EQUIPNT	219	1 936	1 016
579 PLASTIC WASTE, SCRAP ETC	2 019	165	88	793 SHIP, BOAT, FLOAT. STRUCTRS	8 347	27 654	14 695
581 PLASTIC TUBE, PIPE, HOSE	238	429	221	811 PREFABRICATED BUILDINGS	10 441	3 448	1 822
582 PLASTIC PLATE, SHEETS, ETC	26 205	9 406	4 990	812 PLUMBING, SANITRY, EQPT. ETC	119	149	80
583 MONOFILAMENT OF PLASTICS	319	115	58	813 LIGHTING FIXTURES ETC. NES	5 263	9 863	5 263
591 INSECTICIDES, ETC.	760	280	151	821 FURNITURE, CUSHIONS, ETC.	22 310	29 118	15 483
592 STARCHES, INULIN, ETC.	80	186	98	831 TRUNK, SUIT-CASES, BAG, ETC	28	83	47
593 EXPLOSIVES, PYROTECHNICS	3 802	9 301	4 941	841 MENS, BOYS CLOTHNG, X-KNIT	43	252	134
597 PREPRD ADDITIVES, LIQUIDS	532	182	102	842 WOMEN, GIRL CLOTHNG, XKNIT	19	318	166
598 MISC. CHEMICAL PRDCTS. NES	139 868	15 972	8 489	843 MENS, BOYS CLOTHNG, KNIT	54	491	263
611 LEATHER	796	2 914	1 533	844 WOMEN, GIRLS CLOTHNG. KNIT	66	561	295
613 FURSKINS, TANNED, DRESSED	21	164	86	845 DTHR. TEXTILE APPAREL, NES	105	1 077	576
621 MATERIALS OF RUBBER	423	649	341	846 CLOTHING ACCESSRS, FABRIC	40	232	120
625 RUBBER TYRES, TUBES, ETC.	26 169	16 572	8 852	848 CLOTHNG, NONXTXL; HEADGEAR	29	395	209
629 ARTICLES OF RUBBER, NES	1 860	1 450	767	851 FOOTWEAR	67	253	141
634 VENEERS, PLYWOOD, ETC.	11 252	1 698	921	871 OPTICAL INSTRUMENTS, NES	6	1 512	824
635 WOOD MANUFACTURES, NES	44 840	15 083	7 995	872 MEDICAL INSTRUMENTS NES	177	1 705	908
641 PAPER AND PAPERBOARD	2 615 274	311 121	165 354	873 METERS, COUNTERS, NES	20	437	233
642 PAPER, PAPERBOARD, CUT ETC	32 628	7 590	4 039	874 MEASURE, CONTROL INSTRMNT	865	20 325	10 855
651 TEXTILE YARN	4 395	2 057	1 101	881 PHOTOGRAPH APPAR. ETC. NES	41	1 159	610
652 COTTON FABRICS, WOVEN	1 035	2 577	1 368	882 PHOTO. CINEMATOGRPH. SUPPL	46	75	38
653 FABRICS, MAN-MADE FIBRES	268	505	266	884 OPTICAL GOODS NES	2	293	158
654 OTH. TEXTILE FABRIC, WOVEN	32	195	103	885 WATCHES AND CLOCKS	6	222	118
657 SPECIAL YARN, TXTL. FABRIC	3 083	2 983	1 593	891 ARMS AND AMMUNITION	81	1 539	819
658 TEXTILE ARTICLES NES	304	1 134	606	892 PRINTED MATTER	1 007	4 050	2 157
659 FLOOR COVERINGS, ETC.	291	288	156	893 ARTICLES, NES, OF PLASTICS	17 730	10 223	5 444
661 LIME, CEMENT, CONSTR. MATRL	8 670	1 227	645	894 BABY CARRIAGE, TOYS, GAMES	2 443	3 353	1 790
662 CLAY, REFRCT. CONSTR. MATRL	27 251	1 795	961	895 OFFICE, STATIONERY SUPPLS	413	1 383	736
663 MINERAL MANUFACTURES, NES	101 297	13 424	7 160	896 WORKS OF ART, ANTIQUE ETC	90	2 552	1 387
664 GLASS	2 328	977	525	897 GOLD, SILVERWARE, JEWEL NES	106	695	366
665 GLASSWARE	58	96	56	898 MUSICAL INSTRUMENTS, ETC.	3 400	3 096	1 645
666 POTTERY	31	84	44	899 MISC MANUFCTRD GOODS NES	1	3 564	1 896
671 PIG IRON, SPIEGELEISN, ETC	1 909 318	307 460	163 207	971 GOLD, NONMONTRY EXCL ORES	2 217	1 172	
673 FLAT-ROLLED IRON ETC.	68 717	6 841	3 644				
675 FLAT-ROLLED, ALLOY STEEL	3 997	353	190	EXPORTS	14 996 321	5 233 299	2 785 328
676 IRON, STL. BAR, SHAPES ETC.	852 448	61 798	32 777	001 LIVE ANIMALS	59	239	129
677 RAILWAY TRACK IRON, STEEL	18	58	31	012 OTHER MEAT, MEAT OFFAL	171	326	183
678 WIRE OF IRON OR STEEL	7 288	1 028	545	024 CHEESE AND CURD	1 446	1 800	957
679 TUBES, PIPES, ETC. IRON, STL	10 942	2 822	1 493	034 FISH, FRESH, CHILLED, FROZEN	1 254	719	376
681 SILVER, PLATINUM, ETC.		5 220	2 734	037 FISH ETC. PREPRD, PRSVD. NES	1 334	635	339
682 COPPER	68 932	43 065	22 900	041 WHEAT, MESLIN, UNMILLED	60 311	1 620	829
683 NICKEL	87 473	223 637	118 317	042 RICE	5 489	517	277
684 ALUMINIUM	2 674 251	1 138 811	606 700	043 BARLEY, UNMILLED	187 957	4 347	2 338
686 ZINC	292 945	95 310	50 660	045 OTHER CEREALS, UNMILLED	194 160	6 999	3 627
689 MISC. NON-FERR. BASE METAL	108 092	79 294	42 100	047 OTHER CEREAL MEAL, FLOURS	179 895	3 480	1 853
691 METALLIC STRUCTURES NES	12 428	23 745	12 758	048 CEREAL PREPARATIONS	112 795	14 463	7 690
692 CONTAINERS, STORAGE, TRNSP	1 208	1 280	698	049 VEGETABLES	7 213	3 532	1 905
693 WIRE PRODUCTS EXCL. ELECT	676	505	272	056 VEGETABLES, PRPD, PRSVD, NES	5 900	1 787	950
694 NAILS, SCREWS, NUTS, ETC.	1 923	1 534	807	057 FRUIT, NUTS EXCL. OIL NUTS	38 207	5 145	2 740
695 TOOLS	1 494	3 964	2 111	058 FRUIT, PRESERVED, PREPARED	12 283	3 733	1 986
696 CUTLERY	15	95	49	059 FRUIT, VEGETABLE JUICES	14 854	4 205	2 215
697 HOUSEHOLD EQUIPMENT, NES	5 269	2 773	1 490	061 SUGARS, MOLASSES, HONEY	30 958	2 128	1 132
699 MANUFACT. BASE METAL, NES	11 534	12 034	6 480	062 SUGAR CONFECTIONERY	11 929	6 748	3 586
711 STEAM GENER. BOILERS, ETC.	519	666	353	071 COFFEE, COFFEE SUBSTITUTE	14 605	11 590	6 214
712 STEAM TURBINES	19	108	57	072 COCOA	9 675	5 596	2 949
713 INTRNL COMBUS PSTN ENGIN	3 073	7 083	3 797	073 CHOCOLATE, OTH. COCOA PREP	11 044	8 457	4 472
714 ENGINES, MOTORS NON-ELECT	164	2 204	1 187	074 TEL AND MATE	412	2 409	1 220
716 ROTATING ELECTRIC PLANT	2 169	10 930	5 804	075 SPICES	2 335	2 085	1 112
718 OTH. POWR. GENRTNG. MACHNRY	677	2 005	1 072	081 ANIMAL FEED STUFF	124 937	17 410	9 314
721 AGRIC. MACHINES, EX. TRACTR	22 658	16 118	8 537	091 MARGARINE AND SHORTENING	536	183	98
723 CIVIL ENGINEERING EQUIPT	10 656	8 258	4 459	098 EDIBLE PRD. PREPRPTS, NES	63 215	10 875	5 802
724 TEXTILE, LEATHER MACHINES	532	2 019	1 123	111 NON-ALCOHOL. BEVERAGE, NES	6 307	2 212	1 174
725 PAPER, PULP MILL MACHINES	1 952	6 464	3 360	112 ALCOHOLIC BEVERAGES	61 386	14 525	7 680
726 PRINTNG, BOOKBINDNG MACHS	1 922	4 895	2 593	122 TOBACCO, MANUFACTURED	67	176	93
727 FOOD-PROCESS. MCH. NON DOM	3 113	5 656	3 095	211 HIDES, SKINS (EX. FURS), RAW	499	205	106
728 OTH. MACH. PTS, SPCL INDUST	7 598	19 591	10 372	222 OILSEED (SFT. FIX VEG. OIL)	4 683	614	328
731 METAL REMOVAL WORK TOOLS	836	824	439	223 OILSEED (OTH. FIX. VEG. OIL)	2 313	312	164
733 MACH-TOOLS, METAL-WORKING	646	1 370	723	231 NATURAL RUBBER, ETC.	188	88	47
735 PARTS, NES, FOR MACH-TOOLS	315	988	529	232 SYNTHETIC RUBBER, ETC.	8 265	2 961	1 572
737 METALWORKING MACHNRY NES	1 315	1 146	617	245 FUEL WOOD, WOOD CHARCOAL	1 053	118	63
741 HEATNG, COOLNG EQUIP, PART	3 958	9 215	4 914	246 WOOD IN CHIPS, PARTICLES	115 456	1 174	619
742 PUMPS FOR LIQUIDS, PARTS	1 760	7 032	3 766	248 WOOD, SIMPLY WORKED	41 344	5 573	2 958
743 PUMPS NES, CENTRIFUGS ETC	1 763	4 579	2 468	251 PULP AND WASTE PAPER	1 184	239	125
744 MECHANICAL HANDLING EQUIP	18 171	18 592	9 858	263 COTTON	1 863	460	243
745 OTH. NONELEC MCH, TOOL, NES	3 242	5 640	2 998	266 SYNTHETIC FIBRES	13 675	4 960	2 649
746 BALL OR ROLLER BEARINGS	250	258	134	268 WOOL, OTHER ANIMAL HAIR	1 337	1 602	852
747 TAPS, COCKS, VALVES, ETC.	1 777	3 551	1 912	272 FERTILIZERS, CRUDE	2 111	175	90
748 TRANSMISSIONS SHAFTS ETC	2 161	1 631	878	273 STONE, SAND AND GRAVEL	44 498	1 818	967
749 NON-ELECT MACH. PARTS, ETC	1 447	2 261	1 214	278 OTHER CRUDE MINERALS	832 446	11 276	6 035
751 OFFICE MACHINES	70	618	318	282 FERROUS WASTE AND SCRAP	464 073	9 547	5 081
752 AUTOMATC. DATA PROC. EQUIP	3 546	73 555	39 245	285 ALUMINIUM ORE, CONCTR. ETC	12 324	783	421
759 PARTS, FOR OFFICE MACHINS	333	13 429	7 135	288 NON-FERROUS WASTE, SCRAP	1 693	374	201
761 TELEVISION RECEIVERS ETC	40	157	82	291 CRUDE ANIMAL MATERLS. NES	12 440	6 323	3 347
763 SOUND RECORDER, PHONOGRPH	25	734	396	292 CRUDE VEG. MATERIALS, NES	15 398	7 506	4 002
764 TELECOMM. EQUIP. PARTS NES	2 669	39 256	20 860	321 COAL, NOT AGGLOMERATED	460 503	11 039	5 923
771 ELECT POWER MACHNY. PARTS	1 616	11 818	6 310	325 COKE, SEMI-COKE, RET. CARBN	1 590 166	30 913	16 361
772 ELEC. SWITCH, RELAY, CIRCUIT	5 939	25 049	13 303				

7 IMPORTS AND EXPORTS (SPECIAL TRADE) BY COUNTRIES OF PRODUCTION AND CONSUMPTION AND BY GROUPS OF THE SITC-REV. III 1989

GROUP DESCRIPTION	DT = 100 KG	1 000 DM	1 000 \$	GROUP DESCRIPTION	DT = 100 KG	1 000 DM	1 000 \$
334 PETROLEUM PRODUCTS	215 160	11 624	6 159	722 TRACTORS	23 394	27 618	14 719
335 RESIDUAL PETROL. PRODUCTS	221 024	12 237	6 476	723 CIVIL ENGINEERING EQUIPT	42 249	54 950	29 154
344 PETROLEUM GASES, NES	.	.	.	724 TEXTILE, LEATHER MACHINES	5 693	18 797	9 989
411 ANIMAL OILS AND FATS	3 976	411	217	725 PAPER, PULP MILL MACHINES	4 145	18 435	9 899
421 FIXED VEG. FAT, OILS, SOFT	3 852	669	357	726 PRINTING, BOOKBINDING MACHS	6 241	29 993	16 056
422 FIXED VEG. FAT, OILS, OTHER	1 333	276	144	727 FOOD-PROCESS. MCH. NON DOM	4 580	36 365	19 325
431 ANIMAL, VEG. FATS, OILS, NES	6 233	1 573	837	728 OTH. MACH. PTS, SPCL INDUST	32 772	89 068	47 441
511 HYDROCARBONS, NES, DERIVTS	7 006	2 209	1 168	731 METAL REMOVAL WORK TOOLS	2 931	12 599	6 755
512 ALCOHOL, PHENOL, ETC. DERIV	46 765	10 230	5 426	732 MACH-TOOLS, METAL-WORKING	3 686	7 672	4 097
513 CARBOXYLIC ACIDS, DERIVTS	207 734	22 602	11 979	735 PARTS, NES, FOR MACH-TOOLS	1 387	7 858	4 195
514 NITROGEN-FUNCT. COMPOUNDS	24 564	13 013	6 958	737 METALWORKING MACHNRY NES	30 359	11 851	6 314
515 ORGANO-INORGANIC COMPNDS	7 411	11 975	6 362	741 HEATING, COOLING EQUIP, PART	.	.	.
516 OTHER ORGANIC CHEMICALS	29 743	11 427	6 085	742 PUMPS FOR LIQUIDS, PARTS	12 645	60 622	32 732
522 INORGANIC CHEM. ELEMENTS	205 466	21 063	11 156	743 PUMPS NES, CENTRIFUGS ETC	20 683	59 112	31 307
523 METAL, SALTS, INORGAN. ACID	1 995 954	27 490	14 631	744 MECHANICAL HANDLING EQUIP	33 118	52 163	27 773
524 OTHER CHEMICAL COMPOUNDS	4 440	2 965	1 544	745 OTH. NONELEC MCH. TOOL, NES	25 433	82 119	43 605
525 RADIO-ACTIVE MATERIALS	6	1 020	543	746 BALL OR ROLLER BEARINGS	4 216	12 474	6 646
531 SYNTH. COLDURS, LAKES, ETC.	8 666	11 972	6 352	747 TAPS, COCKS, VALVES, ETC.	14 044	58 881	31 397
532 DYEING, TANNING MATERIALS	2 280	773	406	748 TRANSMISSIONS SHAFTS ETC	23 868	63 129	33 570
533 PIGMENTS, PAINTS, ETC.	89 444	50 070	26 594	749 NON-ELECT MACH. PARTS, ETC	11 255	30 634	16 256
541 MEDICINES, ETC. EXC. GRP542	3 047	15 898	8 444	751 OFFICE MACHINES	2 757	15 395	8 170
542 MEDICAMENTS	4 863	45 116	23 954	752 AUTOMAT. DATA PROC. EQUIP	5 001	92 796	49 659
551 ESSENT. OIL, PERFUME, FLAVR	719	1 885	1 005	759 PARTS, FOR OFFICE MACHINS	1 472	34 632	18 474
553 PERFUMERY, COSMETICS, ETC.	17 935	20 468	10 897	761 TELEVISION RECEIVERS ETC	8 812	25 710	13 680
554 SOAP, CLEANERS, POLISH, ETC	39 108	16 762	8 917	762 RADIO-BROADCAST RECEIVER	4 474	4 843	2 580
562 FERTILIZER, EXCEPT GRP272	784 850	17 174	9 262	763 SOUND RECORDER, PHONOGRPH	506	4 338	2 312
571 POLYMERS OF ETHYLENE	98 021	21 220	11 269	764 TRANSCOMM. EQUIP. PARTS NES	3 708	57 749	30 743
572 POLYMERS OF STYRENE	85 068	27 771	14 766	771 ELECT POWER MACHNRY. PARTS	13 835	26 122	13 948
573 POLYMERS, VINYL CHLORIDE	84 805	16 748	8 907	772 ELEC. SWITCH, RELAY, CIRCUIT	27 315	161 805	86 245
574 POLYACETAL, POLYCARBONATE	40 883	20 081	10 668	773 ELECTR. DISTRIBUT. EQPT NES	17 934	26 786	14 221
575 OTH. PLASTIC, PRIMARY FORM	103 439	40 128	21 302	774 ELECTRO-MEDCL. XRAY EQUIP	725	14 105	7 491
579 PLASTIC WASTE, SCRAP ETC	6 156	280	153	775 DOM. ELEC. NON-ELEC. EQUIPT	94 666	118 071	62 977
581 PLASTIC TUBE, PIPE, HOSE	17 774	10 954	5 811	776 TRANSISTORS, VALVES, ETC.	243	16 431	8 725
582 PLASTIC PLATE, SHEETS, ETC	59 642	41 372	21 995	778 ELECTRIC. MACH. APPART. NES	91 243	118 917	63 364
583 MONOFILAMENT OF PLASTICS	3 497	4 194	2 235	781 PASS. MOTOR VEHCLS. EX. BUS	155 346	278 871	148 843
581 INSECTICIDES, ETC.	4 972	9 362	4 989	782 GOODS, SPCL TRANSPORT VEH	33 917	59 178	31 561
592 STARCHES, INULIN, ETC.	26 635	10 000	5 324	783 ROAD MOTOR VEHICLES NES	2 611	5 380	2 853
593 EXPLOSIVES, PYROTECHNICS	2 237	6 759	3 610	784 PARTS, TRACTORS, MOTOR VEH	64 449	127 074	67 605
597 PREPRD ADDITIVES, LIQUIDS	43 946	14 605	7 764	785 CYCLES, MOTORCYCLES ETC.	8 940	20 391	10 902
598 MISC. CHEMICAL PRDCTS. NES	278 280	67 465	35 910	786 TRAILERS, SEMI-TRAILR. ETC	31 404	29 180	15 470
611 LEATHER	1 383	5 997	3 209	791 RAILWAY VEHICLES. EQUIPNT	12 270	23 698	12 699
612 MANUFACT. LEATHER ETC. NES	173	774	413	792 AIRCRAFT, ASSCOTO. EQUIPNT	68	10 349	5 553
613 FURSKINS, TANNED, DRESSED	5	324	170	793 SHIP, BOAT, FLOAT, STRUCTRS	353 587	207 726	112 593
621 MATERIALS OF RUBBER	13 275	15 835	8 336	800 CPL IND PLANT CHAP 90/94	8	316	172
625 RUBBER TYRES, TUBES, ETC.	44 891	29 910	15 910	811 PREFABRICATED BUILDINGS	430	136	72
629 ARTICLES OF RUBBER, NES	7 551	16 159	8 608	812 PLUMBING, SANITRY, EQPT. ETC	6 854	5 473	2 911
633 CORK MANUFACTURES	419	750	401	813 LIGHTING FIXTURES ETC. NES	11 337	34 816	18 575
634 VENEERS, PLYWOOD, ETC.	71 730	14 323	7 635	821 FURNITURE, CUSHIONS, ETC.	31 175	33 786	18 003
635 WOOD MANUFACTURES, NES	11 764	5 856	3 116	831 TRUNK, SUIT-CASES, BAG, ETC	2 277	5 850	3 107
641 PAPER AND PAPERBOARD	145 756	41 680	22 219	841 MEN'S, BOYS CLOTHING, X-KNIT	740	10 920	5 818
642 PAPER, PAPERBOARD, CUT ETC	70 413	35 096	18 740	842 WOMEN, GIRL CLOTHING, X-KNIT	4 852	80 787	42 932
651 TEXTILE YARN	19 719	24 471	13 005	843 MEN'S, BOYS CLOTHING, KNIT	22	394	205
652 COTTON FABRICS, WOVEN	2 307	8 697	4 630	844 WOMEN, GIRLS CLOTHING, KNIT	506	7 148	3 793
653 FABRICS, MAN-MADE FIBRES	7 706	22 920	12 200	845 OTHR. TEXTILE APPAREL NES	1 072	14 400	7 628
654 OTH. TEXTILE FABRIC, WOVEN	3 364	5 144	2 728	846 CLOTHING ACCESSRS, FABRIC	684	7 614	4 052
655 KNIT, CROCHET, FABRIC NES	1 332	3 663	1 953	848 CLOTHING, NONTEXTL; HEADGEAR	793	12 426	6 644
656 TULLE, LACE, EMBROIDRY, ETC	2 817	2 817	1 488	851 FOOTWEAR	4 495	23 243	12 357
657 SPECIAL YARN, TEXTL. FABRIC	24 126	39 628	21 068	871 OPTICAL INSTRUMENTS, NES	151	12 529	6 650
658 TEXTILE ARTICLES NES	3 041	7 059	3 739	872 MEDICAL INSTRUMENTS, NES	3 031	31 956	17 050
659 FLOOR COVERINGS, ETC.	12 997	12 997	6 893	873 METERS, COUNTERS, NES	1 544	12 311	6 543
661 LIME, CEMENT, CONSTR. MATRL	339 278	5 698	3 037	874 MEASURE, CONTROL INSTRMNT	5 019	94 158	50 192
662 CLAY, REFRACT. CONSTR. MATRL	149 315	18 656	9 937	881 PHOTOGRAPH APPAR. ETC. NES	1 733	12 121	6 478
663 MINERAL MANUFACTURES, NES	83 725	28 490	15 162	882 PHOTO. CINEMATOGRAPH. SUPPL	10 817	18 941	10 086
664 GLASS	96 410	25 529	13 543	884 OPTICAL GOODS NES	275	13 185	7 000
665 GLASSWARE	27 122	12 466	6 636	885 WATCHES AND CLOCKS	1 025	10 989	5 862
666 POTTERY	9 923	10 623	5 648	891 ARMS AND AMMUNITION	1 265	6 665	3 558
667 PEARLS, PRECIOUS STONES	.	.	.	892 PRINTED MATTER	64 998	53 861	28 627
671 PIG IRON, SPIEGELEISN, ETC	12 846	2 469	1 287	893 ARTICLES, NES, OF PLASTICS	68 044	69 127	36 779
672 INGOTS ETC. IRON OR STEEL	16 820	1 079	580	894 BABY CARRIAGE, TOYS, GAMES	14 447	23 046	12 226
673 FLAT-ROLLED IRON ETC.	1 044 594	83 773	44 794	895 OFFICE, STATIONERY SUPPLS	4 460	14 878	7 925
674 FLAT-ROLLED PLATED IRON	105 204	14 686	7 813	896 WORKS OF ART, ANTIQUE ETC	23	1 583	841
675 FLAT-ROLLED, ALLOY STEEL	130 096	35 313	18 847	897 GOLD, SILVERWARE, JEWEL NES	129	23 812	12 681
676 IRON, STL. BAR, SHAPES ETC.	395 446	45 317	24 225	898 MUSICAL INSTRUMENTS, ETC.	7 297	29 118	15 524
677 RAILWAY TRACK IRON, STEEL	5 063	1 128	597	899 MISC MANUFCTRD GOODS NES	10 038	21 133	11 255
678 WIRE OF IRON OR STEEL	10 566	1 906	1 011	971 GOLD, NONMONTRY EXCL ORES	.	6 533	3 475
679 TUBES, PIPES, ETC. IRON, STL	520 657	148 692	79 024				
681 SILVER, PLATINUM, ETC.	262	8 416	4 493				
682 COPPER	55 418	46 976	24 989	SWEDEN			
683 NICKEL	436	2 806	1 482	IMPORTS	125 440 158	12 793 288	6 811 784
684 ALUMINIUM	70 261	55 998	29 743	001 LIVE ANIMALS	168	518	284
685 LEAD	4 943	944	504	012 OTHER MEAT, MEAT OFFAL	1 448	494	261
686 ZINC	2 937	1 395	744	016 MEAT, ED. OFFL, DRY, SLT, SMK	69	179	94
687 TIN	411	736	391	017 MEAT, OFFL, PRPD, PRSVD, NES	11 653	5 822	3 111
689 MISC. NON-FERR. BASE METAL	410	777	406	023 BUTTER, OTHER FAT OF MILK	1 472	530	283
691 METALLIC STRUCTURES NES	69 819	38 314	20 308	024 CHEESE AND CURD	243	255	136
692 CONTAINERS, STORAGE, TRNSP	12 530	9 441	5 034	025 EGGS, BIRDS, YOLKS, ALBUMIN	429	189	104
693 WIRE PRODUCTS EXCL. ELECT	83 882	12 227	6 504	034 FISH, FRESH, CHILLED, FROZN	25 922	12 482	6 584
694 NAILS, SCREWS, NUTS, ETC.	28 397	21 650	11 511	035 FISH, DRIED, SALTED, SMOKED	836	1 356	757
695 TOOLS	9 485	40 781	21 659	036 CRUSTACEANS, MOLLUSCS ETC	365	66	35
696 CUTLERY	1 479	8 056	4 282	037 FISH ETC. PRPD, PRSVD, NES	2 168	2 467	1 310
697 HOUSEHOLD EQUIPMENT, NES	7 829	9 442	5 023	041 WHEAT, MESLIN, UNMILLED	2 389	165	87
699 MANUFACTS. BASE METAL, NES	68 249	76 427	40 710	043 BARLEY, UNMILLED	95 652	2 945	1 608
711 STEAM GENER. BOILERS, ETC.	124	442	321	045 OTHER CEREALS, UNMILLED	1 252	99	53
712 STEAM TURBINES	42	604	321	048 CEREAL PREPARATIONS	104 582	37 544	19 927
713 INTRNL COMBUS PSTN ENGIN	12 791	59 158	31 575	054 VEGETABLES	36 385	5 173	2 780
714 ENGINES, MOTORS NON-ELECT	484	2 575	1 575	056 VEGETABLES, PRPD, PRSVD, NES	6 508	1 677	892
716 ROTATING ELECTRIC PLANT	18 216	36 732	19 568	057 FRUIT, NUTS EXCL. OIL NUTS	1 237	345	180
718 OTH. POWR. GENRTNG. MACHNRY	3 052	15 978	8 524	058 FRUIT, PRESERVED, PREPARED	19 831	8 270	4 397
721 AGRIC. MACHINES, EX. TRACTR	19 762	18 841	9 946				

7 IMPORTS AND EXPORTS (SPECIAL TRADE) BY COUNTRIES OF PRODUCTION AND CONSUMPTION AND BY GROUPS OF THE SITC-REV. III 1989

GROUP DESCRIPTION	DT = 100 KG	1 000 DM	1 000 \$	GROUP DESCRIPTION	DT = 100 KG	1 000 DM	1 000 \$
062 SUGAR CONFECTIONERY	1 637	1 038	551	665 GLASSWARE	25 745	9 907	5 281
071 COFFEE, COFFEE SUBSTITUTE	71	236	130	666 POTTERY	1 118	3 213	1 717
072 COCOA	301	144	78	667 PEARLS, PRECIOUS STONES			
073 CHOCOLATE, OTH. COCOA PREP	33 895	30 741	16 334	671 PIG IRON, SPIEGELEISN, ETC	386 548	73 441	38 997
081 ANIMAL FEED STUFF	34 688	1 337	709	672 INGOTS ETC. IRON OR STEEL	542 641	96 042	50 878
091 MARGARINE AND SHORTENING	381	138	73	673 FLAT-ROLLED IRON ETC.	1 791 923	172 592	91 831
098 EDIBLE PROD. PREPRTNS, NES	13 007	5 269	2 802	674 FLAT-ROLLED PLATED IRON	167 162	22 026	11 746
111 NON-ALCOHOL. BEVERAGE, NES	908	125	66	675 FLAT-ROLLED, ALLOY STEEL	949 088	393 716	209 009
112 ALCOHOLIC BEVERAGES	1 940	943	498	676 IRON, STL. BAR, SHAPES ETC.	1 807 790	294 311	156 809
122 TOBACCO, MANUFACTURED	2 578	3 545	1 892	677 RAILWAY TRACK IRON, STEEL	7 968	641	331
211 HIDES, SKINS (EX. FURS), RAW	21 630	7 867	4 204	678 WIRE OF IRON OR STEEL	137 669	79 595	42 298
212 FURSKINS, RAW	290	8 227	4 401	679 TUBES, PIPES, ETC. IRON, STL	487 841	255 693	135 909
222 OILSEED (SFT. FIX VEG. OIL)	75 274	3 490	1 917	681 SILVER, PLATINUM, ETC.	1 441	49 593	26 335
231 NATURAL RUBBER, ETC.	630	96	53	682 COPPER	120 901	83 569	44 179
232 SYNTHETIC RUBBER, ETC.	15 061	1 687	898	683 NICKEL	4 970	17 377	9 234
246 MOOD IN CHIPS, PARTICLES	234 836	1 374	730	684 ALUMINIUM	323 266	139 572	74 062
247 MOOD ROUGH, ROUGH SQUARED	25 916	1 122	602	685 LEAD	93 545	13 494	7 170
248 MOOD, SIMPLY WORKED	6 196 292	551 245	294 002	686 ZINC	504	159	85
251 PULP AND WASTE PAPER	8 443 692	1 206 132	642 478	687 TIN	236	276	148
266 SYNTHETIC FIBRES	1 295	403	210	688 MISC. NON-FERR. BASE METAL	11 195	6 104	3 256
267 OTHER MAN-MADE FIBRES	15 501	4 979	2 649	691 METALLIC STRUCTURES NES	88 664	39 382	21 010
268 WOOL, OTHER ANIMAL HAIR	210	93	50	692 CONTAINERS, STORAGE, TRNSP	30 186	22 534	11 870
269 WORN CLOTHING, TEXTL. ARTL	665	59	32	693 WIRE PRODUCTS EXCL. ELECT	872	622	331
272 FERTILIZERS, CRUDE	4 521	90	50	694 NAILS, SCREWS, NUTS, ETC.	40 968	31 297	16 666
273 STONE, SAND AND GRAVEL	4 491 248	29 134	15 380	695 TOOLS	17 542	206 761	110 092
277 NATURAL ABRASIVES, NES	1 182	105	57	696 CUTLERY	109	644	343
278 OTHER CRUDE MINERALS	479 449	3 468	1 825	697 HOUSEHOLD EQUIPMENT, NES	33 441	26 473	14 141
281 IRON ORE, CONCENTRATES	63 102 421	366 337	195 118	699 MANUFACT. BASE METAL, NES	105 569	120 555	63 996
282 FERROUS WASTE AND SCRAP	140 954	7 743	4 106	711 STEAM GENER. BOILERS, ETC.	491	717	387
285 ALUMINIUM ORE, CONCTR. ETC	10 213	1 492	801	712 STEAM TURBINES	78	877	465
287 ORE, CONCENTR. BASE METALS	945 359	81 096	43 007	713 INTNL COMBUS PSTN ENGIN	17 036	35 259	18 845
288 NON-FERROUS WASTE, SCRAP	69 507	16 910	9 016	714 ENGINES, MOTORS NON-ELECT	826	20 371	10 909
289 PREC. METAL ORES, CONCENTR	12 548	25 954	13 855	716 ROTATING ELECTRIC PLANT	36 302	50 625	26 801
291 CRUDE ANIMAL MATERLS, NES	9 863	2 436	1 300	718 OTH. POWR. GENRTNG. MACHNRY	12 108	86 284	45 628
292 CRUDE VEG. MATERIALS, NES	6 290	4 118	2 188	721 AGRIC. MACHINES, EX. TRACTR	20 128	75 330	40 197
322 BRIQUETTES, LIGNITE, PEAT	6 571	1 194	101	722 TRACTORS	7 491	18 890	10 048
325 COKE, SEMI-COKE, RET. CARBN	132 593	1 843	991	723 CIVIL ENGINEERING EQUIPT	95 553	101 558	54 180
334 PETROLEUM PRODUCTS	13 244 049	378 402	199 969	724 TEXTILE, LEATHER MACHINES	7 063	31 840	17 004
335 RESIDUAL PETROL. PRODUCTS	209 181	6 598	3 471	725 PAPER, PULP MILL MACHINES	21 412	66 378	35 297
344 PETROLEUM GASES, NES	9 706	202	108	726 PRINTNG. BOOKBINDNG MACHS	8 216	24 531	13 071
411 ANIMAL OILS AND FATS	74 247	4 798	2 558	727 FOOD-PROCESS. MCH. NON DOM	4 892	8 339	4 482
421 FIXED VEG. FAT, OILS, SOFT	100 526	8 103	4 368	728 OTH. MACH. PTS, SPCL INDUST	57 223	184 311	98 456
431 ANIMAL, VEG. FATS, OILS, NES	139 650	13 951	7 395	731 METAL REMOVAL WORK TOOLS	12 491	47 016	25 228
511 HYDROCARBONS, NES, DERIVTS	231 677	15 113	8 082	733 MACH-TOOLS, METAL-WORKING	5 587	10 975	5 905
512 ALCOHOL, PHENOL, ETC. DERIV	58 063	15 305	8 123	735 PARTS, NES, FOR MACH-TOOLS	6 785	40 285	21 384
513 CARBOXYLIC ACIDS, DERIVTS	72 981	23 044	12 283	737 METALWORKING MACHNRY NES	43 018	36 978	19 754
514 NITROGEN-FUNCT. COMPOUNDS	50 048	29 860	15 925	741 HEATING, COOLNG EQUIP, PART	43 509	101 808	54 279
515 ORGANO-INORGANIC COMPODS	13 210	8 687	4 655	742 PUMPS FOR LIQUIDS, PARTS	17 173	48 055	25 594
516 OTHER ORGANIC CHEMICALS	38 423	12 135	6 480	743 PUMPS NES, CENTRIFUGS ETC	38 127	84 006	44 717
522 INORGANIC CHEM. ELEMENTS	145 608	14 731	7 808	744 MECHANICAL HANDLING EQUIP	119 529	164 941	88 046
523 METAL, SALTS, INORGAN. ACID	226 623	29 476	15 700	745 OTH. NONELEC MCH. TOOL, NES	29 502	101 198	54 088
524 OTHER CHEMICAL COMPOUNDS	110 391	12 774	6 820	746 BALL OR ROLLER BEARINGS	44 520	93 010	49 661
525 RADIO-ACTIVE MATERIALS	756	89 800	47 712	747 TAPS, COCKS, VALVES, ETC.	14 998	56 334	29 926
531 SYNTH. COLOURS, LAKES, ETC.	700	627	333	748 TRANSMISSIONS SHAFTS ETC	49 960	39 988	21 287
533 PIGMENTS, PAINTS, ETC.	56 306	16 430	8 695	749 NON-ELECT MACH. PARTS, ETC	3 171	14 114	7 515
541 MEDICINES, ETC. EXC. GRP542	4 944	16 082	8 588	751 OFFICE MACHINES	2 207	23 890	12 831
542 MEDICAMENTS	16 711	245 362	131 226	752 AUTOMATC. DATA PROC. EQUIP	18 784	358 512	191 582
551 ESSENTL. OIL, PERFUME, FLAVR	1 854	1 009	536	753 PARTS, FOR OFFICE MACHINES	4 681	121 993	65 163
553 PERFUMERY, COSMETICS, ETC.	1 489	3 749	1 976	761 TELEVISION RECEIVERS ETC	6 726	21 308	11 356
554 SOAP, CLEANERS, POLISH, ETC	22 918	7 255	3 851	762 RADIO-BROADCAST RECEIVER	439	1 910	1 032
562 FERTILIZER, EXCEPT GRP272	1 312 613	33 238	18 051	763 SOUND RECORDER, PHONOGRPH	854	6 255	3 369
571 POLYMERS OF ETHYLENE	493 183	133 087	70 664	764 TELECOMM. EQUIP. PARTS NES	4 109	49 595	26 518
572 POLYMERS OF STYRENE	102 786	26 669	14 218	771 ELECT POWER MACHNRY, PARTS	7 903	30 644	16 328
573 POLYMERS, VINYL CHLORIDE	116 226	22 810	12 110	772 ELEC. SWITCH. RELAY. CIRCUIT	12 928	47 481	25 276
574 POLYACETAL, POLYCARBONATE	9 972	4 262	2 257	773 ELECTR. DISTRIBUT. EQPT NES	68 888	38 519	20 532
575 OTH. PLASTIC, PRIMARY FORM	191 076	43 623	23 149	774 ELECTRO-MEDCL. XRAY EQUIP	3 389	65 227	34 555
579 PLASTIC WASTE, SCRAP ETC	28 757	3 760	2 006	775 DOM. ELEC. NON-ELEC. EQUIPT	59 309	96 819	51 626
581 PLASTIC TUBE, PIPE, HOSE	22 009	24 919	13 246	776 TRANSISTORS, VALVES, ETC.	997	34 208	18 259
582 PLASTIC PLATE, SHEETS, ETC	92 461	46 631	24 837	778 ELECTRIC. MACH. APPART. NES	25 377	76 327	40 690
583 MONOFILAMENT OF PLASTICS	1 075	657	352	781 PASS. MOTOR VEHCLS. EX. BUS	137 193	306 512	163 256
591 INSECTICIDES, ETC.	3 661	5 360	2 833	782 GOODS, SPCL TRANSPORT VEH	98 672	125 691	66 939
592 STARCHES, INULIN, ETC.	54 409	15 014	8 003	783 ROAD MOTOR VEHICLES NES	13 324	26 962	14 558
593 EXPLOSIVES, PYROTECHNICS	834	1 773	949	784 PARTS, TRACTORS, MOTOR VEH	103 397	175 001	92 865
597 PREPRD ADDITIVES, LIQUIDS	3 712	1 357	732	785 CYCLES, MOTORCYCLES ETC.	3 479	6 259	3 308
598 MISC. CHEMICAL PRODS. NES	415 409	59 490	31 566	786 TRAILERS, SEMI-TRAILER, ETC	10 016	12 148	6 444
611 LEATHER	7 824	8 007	4 249	791 RAILWAY VEHICLES. EQUIPNT	5 250	3 590	1 911
612 MANUFACT. LEATHER ETC. NES	165	510	271	792 AIRCRAFT, ASSOCTD. EQUIPNT	2 900	96 820	52 386
613 FURSKINS, TANNED, DRESSED	82	647	349	793 SHIP, BOAT, FLOAT. STRUCTRS	28 869	31 950	16 813
621 MATERIALS OF RUBBER	42 051	21 571	11 509	811 PREFABRICATED BUILDINGS	13 846	5 047	2 696
625 RUBBER TYRES, TUBES, ETC.	47 277	27 553	14 616	812 PLUMBNG, SANITRY, EQPT. ETC	5 798	6 659	3 565
629 ARTICLES OF RUBBER, NES	20 580	26 063	13 879	813 LIGHTNG FIXTURES ETC. NES	30 632	47 978	25 540
633 CORK MANUFACTURES	2 757	2 689	1 431	821 FURNITURE, CUSHIONS, ETC.	424 295	249 613	133 221
634 VENEERS, PLYWOOD, ETC.	180 126	20 756	11 037	831 TRUNK, SUIT-CASES, BAG, ETC	531	1 392	747
635 WOOD MANUFACTURES, NES	282 503	101 727	54 260	841 MENS, BOYS CLOTHING, X-KNIT	255	3 129	1 660
641 PAPER AND PAPERBOARD	11 938 463	1 823 535	969 599	842 WOMEN, GIRL CLOTHING, X-KNIT	72	1 174	618
642 PAPER, PAPERBOARD, CUT ETC	520 363	127 117	67 577	843 MENS, BOYS CLOTHING, KNIT	27	1 372	200
651 TEXTILE YARN	17 231	10 223	5 462	844 WOMEN, GIRLS CLOTHING, KNIT	97	1 299	692
652 COTTON FABRICS, WOVEN	5 287	13 522	7 160	845 OTH. TEXTILE APPAREL, NES	1 234	9 585	5 093
653 FABRICS, MAN-MADE FIBRES	3 761	13 692	7 303	846 CLOTHING ACCESSRS, FABRIC	440	3 767	2 003
654 OTH. TEXTILE FABRIC, WOVEN	4 777	7 210	3 870	848 CLOTHING, NONTEXTL; HEADGEAR	1 864	6 427	3 414
655 KNIT, CROCHET, FABRIC NES	1 707	3 134	1 660	851 FOOTWEAR	2 905	4 935	2 641
656 TULLE, LACE, EMBROIDRY, ETC	389	1 197	631	871 OPTICAL INSTRUMENTS, NES	138	8 017	4 256
657 SPECIAL YARN, TEXTL. FABRIC	33 366	49 800	26 490	872 MEDICAL INSTRUMENTS NES	6 617	66 797	35 577
658 TEXTILE ARTICLES NES	8 779	19 879	10 606	873 METERS, COUNTERS, NES	387	3 011	1 604
659 FLOOR COVERINGS, ETC.	2 387	2 559	1 368	874 MEASURE, CONTROL INSTRMNT	4 459	159 011	84 779
661 LIME, CEMENT, CONSTR. MATRL	29 765	3 574	1 852	881 PHOTOGRAPH. APPAR. ETC. NES	530	8 213	4 394
662 CLAY, REFRCT. CONSTR. MATRL	82 642	5 076	2 698	882 PHOTO. CINEMATOPHR. SUPPL	3 101	12 251	6 507
663 MINERAL MANUFACTURES, NES	47 889	8 355	4 434	884 OPTICAL GOODS NES	40	4 411	2 369
664 GLASS	372 973	51 518	27 242	885 WATCHES AND CLOCKS	826	2 873	1 529

7 IMPORTS AND EXPORTS (SPECIAL TRADE) BY COUNTRIES OF PRODUCTION AND CONSUMPTION AND BY GROUPS OF THE SITC-REV. III 1989

GROUP DESCRIPTION	DT = 100 KG	1 000 DM	1 000 \$	GROUP DESCRIPTION	DT = 100 KG	1 000 DM	1 000 \$
891 ARMS AND AMMUNITION	962	15 259	8 257	551 ESSNTL.OIL,PERFUME,FLAVR	2 101	5 669	3 013
892 PRINTED MATTER	24 993	23 843	12 670	553 PERFUMERY,COSMETICS,ETC.	29 553	33 262	17 695
893 ARTICLES,NES,OF PLASTICS	77 027	76 490	40 732	554 SOAP,CLEANERS,POLISH,ETC	170 154	54 872	29 161
894 BABY CARRIAGE,TOYS,GAMES	13 548	16 168	8 595	562 FERTILIZER,EXCEPT GRP272	1 352 103	31 390	16 679
895 OFFICE,STATIONERY SUPPLS	2 614	4 580	2 428	571 POLYMERS OF ETHYLENE	254 932	56 786	30 267
896 WORKS OF ART,ANTIQUE ETC	668	6 152	3 264	572 POLYMERS OF STYRENE	142 593	49 981	26 579
897 GOLD,SILVERWARE,JEWEL NES	117	632	335	573 POLYMERS,VINYL CHLORIDE	301 613	60 169	32 046
898 MUSICAL INSTRUMENTS,ETC.	1 883	13 375	7 160	574 POLYACETAL,POLYCARBONATE	166 099	90 636	48 242
899 MISC MANUFCTRD GOODS NES	11 203	22 331	11 904	575 OTH.PLASTIC,PRIMARY FORM	656 674	195 328	103 990
961 COIN NONGOLD NONCURRENT	1	238	125	579 PLASTIC WASTE, SCRAP ETC	22 004	1 515	808
971 GOLD,NONMONTRY EXCL ORES	370	49 700	26 391	581 PLASTIC TUBE,PIPE,HOSE	26 244	26 930	14 331
EXPORTS	45 282 977	18 352 903	9 782 455	582 PLASTIC PLATE,SHEETS,ETC	237 976	183 905	97 858
001 LIVE ANIMALS	530	1 593	853	583 MONOFILAMENT OF PLASTICS	11 744	13 551	7 213
011 BOVINE MEAT	230	112	61	591 INSECTICIDES, ETC.	20 955	29 580	15 796
012 OTHER MEAT, MEAT OFFAL	30 897	1 447	61	592 STARCHES,INULIN,ETC.	247 793	36 048	19 192
016 MEAT,ED.OFFL,DRY,SLT,SMK	544	888	593	593 EXPLOSIVES,PYROTECHNICS	2 241	6 022	3 209
017 MEAT,OFFL.PRPD,PRSD,NES	10 612	11 488	768	597 PREPRD ADDITIVES,LIQUIDS	139 870	50 538	26 899
022 MILK AND CREAM	383	104	471	598 MISC.CHEMICAL PRDTS.NES	608 073	165 915	88 380
024 CHEESE AND CURD	17 914	11 294	6 123	611 LEATHER	2 048	8 114	4 319
034 FISH,FRESH,CHILLED,FRZDN	4 218	2 369	53	612 MANUFACT.LEATHER ETC.NES	790	4 949	2 625
035 FISH,DRIED,SALTED,SMOKED	1 115	120	6 023	613 FURSKINS,TANNED,DRESSED	147	1 500	806
036 CRUSTACEANS,MOLLUSCS ETC	292	70	1 242	621 MATERIALS OF RUBBER	45 585	48 759	25 981
037 FISH ETC.PRPD,PRSD,NES	4 453	2 409	65	625 RUBBER TYRES,TUBES,ETC.	146 003	109 372	58 362
041 WHEAT, MESLIN, UNMILLED	39 948	1 252	36	629 ARTICLES OF RUBBER, NES	26 268	57 315	30 526
042 RICE	15 202	1 415	1 291	633 CORK MANUFACTURES	1 512	4 355	2 314
045 OTHER CEREALS, UNMILLED	59 178	2 848	699	634 VENEERS, PLYWOOD, ETC.	244 907	47 782	25 488
047 OTHER CEREAL MEAL,FLOURS	115 367	2 471	741	635 WOOD MANUFACTURES, NES	38 626	12 291	6 565
048 CEREAL PREPARATIONS	89 565	28 671	1 471	641 PAPER AND PAPERBOARD	439 832	133 558	71 061
054 VEGETABLES	211 902	12 211	1 317	642 PAPER,PAPERBOARD,CUT ETC	191 662	108 334	57 736
056 VEGETABLES,PRPD,PRSD,NES	19 811	8 071	15 251	651 TEXTILE YARN	106 576	110 196	58 757
057 FRUIT,NUTS EXCL.OIL NUTS	68 413	11 045	6 479	652 COTTON FABRICS, WOVEN	10 638	25 999	13 883
058 FRUIT,PRESERVED,PREPARED	21 247	8 762	4 289	653 FABRICS,MAN-MADE FIBRES	22 194	67 121	35 819
059 FRUIT, VEGETABLE JUICES	15 280	4 523	5 917	654 OTH.TEXTILE FABRIC,WOVEN	10 379	16 943	9 058
061 SUGARS,MOLASSES,HONEY	7 701	1 241	4 668	655 KNIT,CROCHET,FABRIC NES	3 438	10 137	5 377
062 SUGAR CONFECTIONERY	10 408	5 677	2 407	656 TULLE,LACE,EMBROIDRY,ETC	2 212	9 252	4 909
071 COFFEE,COFFEE SUBSTITUTE	19 772	23 545	649	657 SPECIAL YARN,TXTL.FABRIC	46 031	91 181	48 577
072 COCOA	25 197	10 220	3 015	658 TEXTILE ARTICLES NES	8 636	18 134	9 644
073 CHOCOLATE,OTH.COCOA PREP	17 782	11 891	12 625	659 FLOOR COVERINGS, ETC.	72 233	63 389	33 796
074 TEA AND MATE	883	884	5 461	661 LIME,CEMENT,CONSTR.MATRL	427 388	2 437	2 437
075 SPICES	2 455	1 709	6 352	662 CLAY,REFRCT.CONSTR.MATRL	326 909	41 890	22 257
081 ANIMAL FEED STUFF	713 398	70 708	891	663 MINERAL MANUFACTURES,NES	138 332	85 377	45 499
091 MARGARINE AND SHORTEHNG	7 181	1 134	664	664 GLASS	254 161	83 109	44 318
098 EDIBLE PRD.PREPRD,NES	57 862	23 565	774	665 GLASSWARE	82 295	44 654	23 808
111 NON-ALCOHOL.BEVERAGE,NES	22 519	6 295	605	666 POTTERY	34 661	37 905	20 237
112 ALCOHOLIC BEVERAGES	171 823	37 743	12 525	667 PEARLS,PRECIOUS STONES	-	-	-
122 TOBACCO, MANUFACTURED	2 420	5 184	3 353	671 PIG IRON,SPIEGELEISEN,ETC	115 294	50 951	27 171
211 HIDES,SKINS(EX.FURS),RAW	7 256	3 252	20 028	672 INSGTS ETC.IRON OR STEEL	117 987	13 259	7 108
222 OILSEED(SFT.FIX.VEG.OIL)	18 576	1 773	2 768	673 FLAT-ROLLED IRON ETC.	1 745 183	167 693	89 311
223 OILSEED(OTH.FIX.VEG.OIL)	4 510	536	1 716	674 FLAT-ROLLED PLATED IRON	982 458	124 790	66 357
231 NATURAL RUBBER, ETC.	2 101	497	933	675 FLAT-ROLLED, ALLOY STEEL	311 563	110 742	58 798
232 SYNTHETIC RUBBER, ETC.	72 033	19 288	262	676 IRON,STL.BAR,SHAPES ETC.	1 122 803	130 796	69 725
245 FUEL WOOD, WOOD CHARCOAL	1 801	214	677	677 RAILWAY TRACK IRON,STEEL	14 838	4 232	2 233
246 WOOD IN CHIPS, PARTICLES	783 240	8 779	1 03	678 WIRE OF IRON OR STEEL	39 611	9 366	4 876
247 WOOD ROUGH,ROUGH SQUARED	9 693 932	102 140	54 350	679 TUBES,PTPES,ETC.IRON,STL	790 969	206 465	108 836
248 WOOD, SIMPLY WORKED	138 976	12 914	6 850	681 SILVER,PLATINIUM,ETC.	873	27 395	14 617
251 PULP AND WASTE PAPER	677 012	17 845	9 484	682 COPPER	262 693	185 332	98 751
263 COTTON	19 902	4 537	2 409	683 NICKEL	3 855	13 475	7 166
265 VEGETABLE TEXTILE FIBRES	2 018	307	162	684 ALUMINIUM	326 705	203 624	108 439
266 SYNTHETIC FIBRES	41 327	12 075	6 435	685 LEAD	9 168	2 937	1 558
267 OTHER MAN-MADE FIBRES	3 863	1 010	544	686 ZINC	5 044	2 252	1 198
268 WOOD, OTHER ANIMAL HAIR	1 185	1 275	675	687 TIN	505	1 023	540
269 WORN CLOTHING,TEXTL.ARTL	833	273	145	689 MISC.NON-FERR.BASE METAL	12 447	12 185	6 472
272 FERTILIZERS, CRUDE	7 132	457	248	691 METALLIC STRUCTURES NES	127 629	62 799	33 450
273 STONE, SAND AND GRAVEL	165 455	4 082	2 168	692 CONTAINERS,STORAGE,TRNSP	33 211	23 679	12 606
274 SULPHUR,UNRSTD.IRON PYRS	7 431	594	318	693 WIRE PRODUCTS EXCL.ELECT	271 617	43 810	23 265
278 OTHER CRUDE MINERALS	3 111 478	34 668	18 445	694 NAILS,SCREWS,NUTS,ETC.	143 202	121 936	64 966
282 FERROUS WASTE AND SCRAP	1 667 192	196 491	104 073	695 TOOLS	39 390	153 363	81 678
285 ALUMINIUM ORE,CONCTR.ETC	253 420	3 051	1 629	696 CUTLERY	2 520	15 668	8 333
287 ORE,CONCENTR.BASE METALS	4 732	498	267	697 HOUSEHOLD EQUIPMENT,NES	9 938	15 473	8 246
288 NON-FERROUS WASTE,SCRAP	398 144	94 419	49 983	699 MANUFACTS.BASE METAL,NES	388 694	407 650	216 965
291 CRUDE ANIMAL MATERIALS,NES	26 185	11 228	700	700 CPL IND PLANT (84/85/87)	4 240	18 811	9 686
292 CRUDE VEG.MATERIALS, NES	58 885	25 278	13 486	711 STEAM GENER. BOILERS,ETC.	10 720	73 957	39 585
321 COAL,NOT AGGLOMERATED	17 516	712	376	712 STEAM TURBINES	2 532	7 143	3 816
322 BRIQUETTES,LIGNITE,PEAT	13 420	1 697	906	713 INTRNL COMBUS PSTN ENGIN	171 023	367 246	195 854
325 COKE,SEMI-COKE,RET.CARBON	1 647 180	36 152	19 192	714 ENGINES,MOTORS NON-ELECT	188	17 517	9 352
334 PETROLEUM PRODUCTS	622 853	36 271	19 372	716 ROTATING ELECTRIC PLANT	55 722	135 368	72 111
335 RESIDUAL PETROL.PRODUCTS	246 673	19 507	10 398	718 OTH.POWR.GENRTNG.MACHNRY	7 836	162 837	87 065
342 LIQUEFIED PROPANE,BUTANE	10 344	227	124	721 AGRIC.MACHINES,EX.TRACTR	57 944	63 476	33 929
411 ANIMAL OILS AND FATS	712	447	236	722 TRACTORS	58 307	71 381	37 989
421 FIXED VEG.FAT,OILS, SOFT	204 336	17 944	9 610	723 CIVIL ENGINEERING EQUIPT	145 813	148 936	79 127
422 FIXED VEG.FAT,OILS,OTHER	2 562	598	320	724 TEXTILE,LEATHER MACHINES	13 642	46 033	24 534
431 ANIMAL,VEG.FATS,OILS,NES	81 807	9 931	5 303	725 PAPER,PULP MILL MACHINES	23 738	95 839	51 005
511 HYDROCARBONS,NES,DERIVTS	769 782	125 507	66 957	726 PRINTNG,BOOKBINDNG MACHS	36 663	172 815	92 497
512 ALCOHOL,PHENOL,ETC.DERIV	179 195	38 859	20 664	727 FOOD-PROCESS.MCH.NON DOM	6 676	28 761	15 290
513 CARBOXYLIC ACIDS,DERIVTS	229 358	48 729	25 879	728 OTH.MACH,PTS,SPCL INDUST	119 572	357 711	190 692
514 NITROGEN-FUNCT.COMPOUNDS	76 410	42 923	22 849	731 METAL REMOVAL WORK TOOLS	59 047	288 407	154 074
515 ORGANO-INORGANIC COMPNDS	19 941	20 596	10 989	733 MACH-TOOLS,METAL-WORKING	28 228	67 591	35 703
516 OTHER ORGANIC CHEMICALS	165 111	45 970	24 935	735 PARTS,NES,FOR MACH-TOOLS	8 617	56 912	30 319
522 INORGANIC CHEM.ELEMENTS	1 497 052	95 208	50 709	737 METALWORKING MACHNRY NES	40 951	85 463	45 794
523 METAL.SALTS,INORGAN.ACID	468 563	30 406	16 129	741 HEATNG.COOLNG EQUIP,PART	-	-	-
524 OTHER CHEMICAL COMPOUNDS	16 844	31 554	16 757	742 PUMPS FOR LIQUIDS,PARTS	61 308	306 488	163 247
525 RADIO-ACTIVE MATERIALS	2 986	31 135	16 866	743 PUMPS NES,CENTRIFUGS ETC	145 313	268 656	143 082
531 SYNTH.COLOURS,LAKES,ETC.	82 877	55 304	29 432	744 MECHANICAL HANDLING EQUIP	145 888	196 465	104 799
532 DYEING,TANNING MATERIALS	3 844	1 380	729	745 OTH.NONELEC MCH,TOOL,NES	56 821	186 013	99 058
533 PIGMENTS, PAINTS, ETC.	259 738	151 486	80 627	746 BALL OR ROLLER BEARINGS	61 354	139 874	74 461
541 MEDICINES,ETC.EXC.GRP542	8 003	44 359	23 616	747 TAPS,COCKS,VALVES,ETC.	28 078	131 437	69 981
542 MEDICAMENTS	19 497	161 750	86 123	748 TRANSMISSIONS SHAFTS ETC	145 785	200 660	106 892
				749 NON-ELECT MACH,PARTS,ETC	41 883	103 643	55 362
				751 OFFICE MACHINES	6 716	47 149	25 237

7 IMPORTS AND EXPORTS (SPECIAL TRADE) BY COUNTRIES OF PRODUCTION AND CONSUMPTION AND BY GROUPS OF THE SITC-REV. III 1989

GROUP DESCRIPTION	DT = 100 KG	1 000 DM	1 000 \$	GROUP DESCRIPTION	DT = 100 KG	1 000 DM	1 000 \$
752 AUTOMATC.DATA PROC.EQUIP	11 138	226 766	120 815	322 BRQUETTES,LIGNITE,PEAT	10 955	242	127
759 PARTS,FOR OFFICE MACHINS	5 104	104 860	55 957	334 PETROLEUM PRODUCTS	1 113 871	35 560	18 844
761 TELEVISION RECEIVERS ETC	36 611	102 284	54 487	335 RESIDUAL PETROL.PRODUCTS	48 333	1 068	564
762 RADIO-BROADCAST RECEIVER	1 776	19 749	10 506	421 FIXED VEG.FAT,OILS, SOFT	21 050	1 579	855
763 SOUND RECORDER,PHONOGRPH	1 430	16 985	9 021	431 ANIMAL,VEG.FATS,OILS,NES	39 842	4 425	2 355
764 TELECOMM.EQUIP.PARTS NES	11 825	104 023	55 423	511 HYDROCARBONS,NES,DERIVTS	248 572	24 182	12 803
771 ELECT POWER MACHNY.PARTS	34 626	68 743	36 538	512 ALCOHOL,PHENOL,ETC.DERIV	3 038	2 638	1 399
772 ELEC.SWITCH.RELAY.CIRCUT	94 718	471 749	251 405	513 CARBOXYLIC ACIDS,DERIVTS	7 448	1 399	746
773 ELECTR.DISTRIB.EQPT NES	102 037	141 755	75 554	514 NITROGEN-FUNCT.COMPOUNDS	2 606	5 809	3 098
774 ELECTRO-MEDCL.XRAY EQUIP	2 494	51 247	27 299	515 ORGANO-INORGANIC COMPNDS	3 691	4 379	2 314
775 DOM.ELEC.NON-ELEC.EQUIPT	192 445	273 517	145 897	516 OTHER ORGANIC CHEMICALS	109 778	15 018	7 960
776 TRANSISTORS,VALVES,ETC.	14 904	80 937	42 992	522 INORGANIC CHEM.ELEMENTS	32 465	8 870	4 698
778 ELECTRIC.MACH.APPART.NES	306 784	515 908	274 983	523 METAL.SALTS,INORGAN.ACID	11 508	4 885	2 583
781 PASS.MOTOR VEHCLS.EX.BUS	916 680	1 873 967	1 001 384	524 OTHER CHEMICAL COMPOUNDS	41 027	6 860	3 628
782 GOODS,SPCL TRANSPORT VEH	155 060	253 120	135 168	525 RADIO-ACTIVE MATERIALS	3	312	163
783 ROAD MOTOR VEHICLES NES	32 051	91 805	49 208	531 SYNTH.COLOURS,LAKES,ETC.	220	522	283
784 PARTS,TRACTORS,MOTOR VEH	951 948	1 023 979	545 425	533 PIGMENTS,PAINTS, ETC.	83 228	41 419	22 009
785 CYCLES,MOTORCYCLES ETC.	11 529	29 432	15 605	541 MEDICINES,ETC.EXC.GRP542	2 067	19 533	10 390
786 TRAILERS,SEMI-TRAIL,ETC	164 966	151 962	81 185	542 INSECTICIDES, ETC.	244	10 206	5 426
791 RAILWAY VEHICLES.EQUIPNT	29 312	32 804	17 429	553 PERFUMERY,COSMETICS,ETC.	517	1 464	775
792 AIRCRAFT,ASSOCTO.EQUIPNT	3 170	40 860	21 796	554 SOAP,CLEANERS,POLISH,ETC	1 764	547	294
793 SHIP,BOAT,FLOAT,STRUCTRS	127 251	82 673	44 796	571 POLYMERS OF ETHYLENE	70 406	14 250	7 590
800 CPL IND PLANT CHAP 90/94	50	1 423	755	572 POLYMERS OF STYRENE	10 770	3 400	1 833
811 PREFABRICATED BUILDINGS	852	942	491	573 POLYMERS,VINYL CHLORIDE	2 962	854	458
812 PLUMBING,SANITRY,EQPT.ETC	5 772	24 404	13 011	574 POLYACETAL,POLYCARBONATE	302	113	63
813 LIGHTING FIXTURES ETC.NES	17 235	53 710	28 624	575 OTH.PLASTIC,PRIMARY FORM	72 599	15 856	8 451
821 FURNITURE,CUSHIONS,ETC.	191 867	169 914	90 696	579 PLASTIC WASTE, SCRAP ETC	15 368	1 685	891
831 TRUNK,SUIT-CASES,BAG,ETC	4 323	13 184	7 017	581 PLASTIC TUBE,PIPE,HOSE	2 222	5 530	2 945
841 MENS,BOYS CLOTHING,X-KNIT	4 910	25 996	13 892	582 PLASTIC PLATE,SHEETS,ETC	50 942	26 592	14 140
842 WOMEN,GIRL CLOTHING,XKNIT	6 671	101 975	54 225	583 MONOFILAMENT OF PLASTICS	147	146	74
843 MENS,BOYS CLOTHING,KNIT	105	1 103	586	591 INSECTICIDES, ETC.	1 175	794	422
844 WOMEN,GIRLS CLOTHING,KNIT	498	6 498	3 417	592 STARCHES,INULIN,ETC.	12 141	2 775	1 486
845 OTHR.TEXTILE APPAREL,NES	1 516	20 325	10 773	593 EXPLOSIVES,PYROTECHNICS	1 511	1 141	604
846 CLOTHING ACCESSRS,FABRIC	1 711	17 602	9 338	597 PREPRD ADDITIVES,LIQUIDS	1 079	295	157
848 CLOTHING,NOHTXTL,HEADGEAR	1 843	16 838	8 996	598 MISC.CHEMICAL PRODTS.NES	112 578	21 529	11 491
851 FOOTWEAR	8 924	46 202	24 524	611 LEATHER	12 527	18 161	9 699
871 OPTICAL INSTRUMENTS,NES	536	22 088	11 747	612 MANUFACT. LEATHER ETC.NES	15	155	83
872 MEDICAL INSTRUMENTS NES	8 028	66 691	35 557	613 FURSKINS,TANNED,DRESSED	114	3 566	1 889
873 METERS,COUNTERS,NES	8 506	73 894	39 424	621 MATERIALS OF RUBBER	331	5 427	2 226
874 MEASURE,CONTROL INSTRMIT	32 741	548 791	292 955	625 RUBBER TYRES,TUBES,ETC.	8 344	5 485	2 902
881 PHOTOGRAPH APPAR.ETC.NES	5 058	46 617	24 788	629 ARTICLES OF RUBBER, NES	2 207	2 363	1 253
882 PHOTO.CINEMATOGRPH.SUPPL	31 460	66 845	35 370	634 VENEERS, PLYWOOD, ETC.	847 718	199 449	106 389
883 CINE.FILM EXPOS.DEVELO	27	312	164	635 WOOD MANUFACTURES, NES	85 789	37 582	19 891
884 OPTICAL GOODS NES	886	63 077	33 708	641 PAPER AND PAPERBOARD	10 539 845	1 519 374	808 466
885 WATCHES AND CLOCKS	3 641	34 514	18 415	642 PAPER,PAPERBOARD,CUT ETC	287 344	54 132	28 848
891 ARMS AND AMMUNITION	2 400	14 590	7 813	651 TEXTILE YARN	5 327	2 965	1 578
892 PRINTED MATTER	274 046	169 372	90 389	652 COTTON FABRICS, WOVEN	1 725	436	2 371
893 ARTICLES,NES,OF PLASTICS	148 961	170 159	90 657	653 FABRICS,MAN-MADE FIBRES	771	3 089	1 639
894 BABY CARRIAGE,TOYS,GAMES	23 929	47 411	25 253	654 OTH. TEXTILE FABRIC,WOVEN	232	340	177
895 OFFICE,STATIONERY SUPPLS	8 909	35 782	19 023	655 KNIT,CROCHET FABRIC NES	152	471	322
896 WORKS OF ART,ANTIQUE ETC	90	23 515	12 331	656 TULLE,LACE,EMBROIDRY,ETC	471	608	312
897 GOLD SILVERWARE,JEHL NES	314	34 193	18 180	657 SPECIAL YARN,TXTL FABRIC	19 753	15 071	8 012
898 MUSICAL INSTRUMENTS,ETC	40 878	113 409	60 506	658 TEXTILE ARTICLES NES	1 811	4 504	2 400
899 MISC MANUFACTRD GOODS NES	20 956	59 554	31 566	659 FLOOR COVERINGS, ETC.	989	3 220	1 720
941 COMPL IND PLANT CHAPT 99	62	723	388	661 LIME,CEMENT,CONSTR.MATRL	16 713	3 533	1 859
971 GOLD,NONMONTY EXCL ORES	52	17 367	9 264	662 CLAY,REFRCT.CONSTR.MATRL	517	206	109
				663 MINERAL MANUFACTURES,NES	78 157	15 073	8 026
FINLAND				664 GLASS	161 026	70 366	37 410
IMPORTS	27 407 558	5 176 380	2 754 616	665 GLASSWARE	3 623	1 416	753
012 OTHER MEAT, MEAT OFFAL	815	240	128	666 POTTERY	1 561	2 314	1 247
024 CHEESE AND CURD	3 258	2 440	1 294	667 PEARLS,PRECIOUS STONES			
025 EGGS,BIRDS,YOLKS,ALBUMIN	1 865	150	85	671 PIG IRON,SPIEGELEISN,ETC	119 390	18 749	10 073
035 FISH,DRIED,SALTED,SMOKED	16	60	35	672 INGOTS ETC.IRON OR STEEL	678	343	186
048 CEREAL PREPARATIONS	20 446	6 148	3 276	673 FLAT-ROLLED IRON ETC.	1 429 372	122 915	65 512
054 VEGETABLES	243	238	128	674 FLAT-ROLLED PLATED IRON	168 908	20 485	11 084
056 VEGETABLES,PRPD,PRSD,NES	209	171	93	675 FLAT-ROLLED, ALLOY STEEL	209 953	110 176	58 458
057 FRUIT,NUTS EXCL.OIL NUTS	559	299	124	676 IRON,STL.BAR,SHAPES ETC.	385 625	40 664	21 678
058 FRUIT,PRESERVED,PREPARED	10 438	3 984	2 139	678 WIRE OF IRON OR STEEL	805	207	111
059 FRUIT, VEGETABLE JUICES	256	71	38	679 TUBES,PIPES,ETC.IRON,STL	107 592	36 112	19 252
061 SUGARS,MOLASSES,HONEY	21 595	4 198	2 244	681 SILVER,PLATINUM,ETC.	30	895	463
062 SUGAR CONFECTIONERY	4 540	1 922	1 027	682 COPPER	140 245	100 455	53 328
071 COFFEE,COFFEE SUBSTITUTE	642	153	81	683 NICKEL	13 428	32 966	17 549
073 CHOCOLATE,OTH.COCOA PREP	12 714	7 642	4 085	684 ALUMINIUM	94 899	37 271	19 844
098 EDIBLE PROD.PREPRTS,NES	4 275	1 327	703	686 ZINC	133 519	44 019	23 363
112 ALCOHOLIC BEVERAGES	1 104	773	409	689 MISC.NON-FERR.BASE METAL	1 347	1 519	801
121 TOBACCO, UNMANUFACTURED	420	417	231	691 METALLIC STRUCTURES NES	11 177	7 179	3 817
122 TOBACCO, MANUFACTURED	48	84	42	692 CONTAINERS,STORAGE,TRNSP	660	760	397
211 HIDES,SKINS(EX.FURS),RAW	11 242	2 582	1 376	693 WIRE PRODUCTS EXCL.ELECT	140	223	120
212 FURSKINS, RAW	1 759	33 021	17 512	694 NAILS,SCREWS,NUTS,ETC.	1 463	765	408
232 SYNTHETIC RUBBER, ETC.	1 659	115	58	695 TOOLS	4 229	5 454	2 901
247 WOOD ROUGH,ROUGH SQUARED	42 876	2 955	1 574	696 CUTLERY	746	4 631	2 440
248 WOOD, SIMPLY WORKED	3 513 191	308 494	163 970	697 HOUSEHOLD EQUIPMENT,NES	6 780	3 498	1 860
251 PULP AND WASTE PAPER	4 850 536	674 651	358 955	699 MANUFACTS.BASE METAL,NES	9 381	8 866	4 703
266 SYNTHETIC FIBRES	193	81	44	711 STEAM GENER. BOILERS,ETC.	8 041	10 241	5 294
267 OTHER MAN-MADE FIBRES	173 326	65 625	34 964	712 STEAM TURBINES	665	326	174
268 WOOL, OTHER ANIMAL HAIR	104	98	51	713 INTRNL COMBUS PSTN ENGIN	11 957	23 160	12 492
273 STONE, SAND AND GRAVEL	42 856	1 722	914	714 ENGINES,MOTORS NON-ELECT	445	12 724	6 801
274 SULPHUR,UNRSTD.IRON PYRS	315 868	2 240	1 217	716 ROTATING ELECTRIC PLANT	15 145	24 879	13 239
278 OTHER CRUDE MINERALS	595 049	17 422	9 301	718 OTH. POWR. GENRTNG. MACHNRY	426	2 544	1 330
282 FERROUS WASTE AND SCRAP	6 359	1 725	915	721 AGRIC. MACHINES,EX.TRACTR	3 909	6 007	3 190
284 NICKEL ORES,CONCTR,MATTE	193	215	114	722 TRACTORS	890	1 993	1 059
285 ALUMINIUM ORE,CONCTR.ETC	847	87	45	723 CIVIL ENGINEERING EQUIPT	7 077	28 016	14 874
287 ORE,CONCENTR.BASE METALS	21 996	1 484	767	724 TEXTILE,LEATHER MACHINES	3 738	3 499	1 841
288 NON-FERROUS WASTE,SCRAP	47 841	9 860	5 279	725 PAPER,PULP MILL MACHINES	22 513	52 007	27 556
289 PREC.METAL ORES,CONCTRYS	1 360	2 694	1 452	726 PRINTNG,BOOKBINDNG MACHS	1 806	2 738	1 434
291 CRUDE ANIMAL MATERLS,NES	5 363	1 498	764	727 FOOD-PROCESS.MCH.NON DOM	306	312	312
292 CRUDE VEG.MATERIALS, NES	3 261	2 636	1 387	728 OTH.MACH,PTS,SPCL INDUST	16 149	34 031	18 137
				731 METAL REMOVAL WORK TOOLS	733	1 887	980
				733 MACH-TOOLS,METAL-WORKING	1 592	2 353	1 249

7 IMPORTS AND EXPORTS (SPECIAL TRADE) BY COUNTRIES OF PRODUCTION AND CONSUMPTION AND BY GROUPS OF THE SITC-REV. III 1989

GROUP DESCRIPTION	DT = 100 KG	1 000 DM	1 000 \$	GROUP DESCRIPTION	DT = 100 KG	1 000 DM	1 000 \$
735 PARTS, NES, FOR MACH-TOOLS	1 007	2 819	1 495	212 FURSKINS, RAW	5	83	45
737 METALWORKING MACHNRY NES	4 526	8 359	4 468	222 OILSEED(SFT.FIX VEG.OIL)	4 272	504	265
741 HEATING, COOLING EQUIP, PART	11 158	17 514	9 337	223 OILSEED(OTH.FIX.VEG.OIL)	381	80	43
742 PUMPS FOR LIQUIDS, PARTS	3 252	9 891	5 221	231 NATURAL RUBBER, ETC.	1 446	288	156
743 PUMPS NES, CENTRIFUGS ETC	3 009	8 458	4 483	232 SYNTHETIC RUBBER, ETC.	64 136	10 374	5 487
744 MECHANICAL HANDLING EQUIP	30 357	44 971	23 955	246 WOOD IN CHIPS, PARTICLES	49 668	360	192
745 OTH.NONELEC MCH.TOOL.NES	16 957	23 453	12 506	247 WOOD ROUGH, ROUGH SQUARED	1 147 081	12 612	6 681
746 BALL OR ROLLER BEARINGS	240	511	269	248 WOOD, SIMPLY WORKED	64 910	7 733	4 094
747 TAPS, COCKS, VALVES, ETC.	8 615	27 180	14 416	251 PULP AND WASTE PAPER	88 188	9 661	5 150
748 TRANSMISSIONS SHAFTS ETC	3 856	10 498	5 604	263 COTTON	5 704	951	512
749 NON-ELECT MACH. PARTS, ETC	764	4 226	2 275	266 SYNTHETIC FIBRES	24 091	8 141	4 317
751 OFFICE MACHINES	106	308	168	267 OTHER MAN-MADE FIBRES	5 494	2 120	1 128
752 AUTOMATC. DATA PROC. EQUIP	4 391	50 328	26 783	268 WOOL, OTHER ANIMAL HAIR	1 266	1 179	627
759 PARTS, FOR OFFICE MACHINS	341	16 812	8 842	269 WORN CLOTHING, TEXTL. ARTL	4 828	892	470
761 TELEVISION RECEIVERS ETC	37 150	88 155	47 270	272 FERTILIZERS, CRUDE	382	58	30
762 RADIO-BROADCAST RECEIVER	85	278	157	273 STONE, SAND AND GRAVEL	68 231	2 061	1 116
763 SOUND RECORDER, PHONOGRPH	210	1 450	780	274 SULPHUR, UNRSTD. IRON PYRS	208 639	4 297	2 284
764 ELECTCOMM. EQUIP. PARTS NES	1 431	32 321	17 250	277 NATURAL ABRASIVES, NES	1 574	108	55
771 ELECT POWER MACHNY. PARTS	21 309	40 567	21 495	278 OTHER CRUDE MINERALS	2 063 456	23 626	12 640
772 ELEC. SWITCH. RELAY. CIRCUIT	2 679	13 451	7 178	285 ALUMINIUM ORE, CONCTR. ETC	8 075	973	519
773 ELECTR. DISTRIB. EQUIP NES	13 020	8 515	4 463	287 ORE, CONCENTR. BASE METALS	663	222	119
774 ELECTRO-MEDCL. XRAY EQUIP	1 615	20 388	10 914	288 NON-FERROUS WASTE, SCRAP	32 877	5 810	3 108
775 DDM. ELEC. NON-ELEC. EQUIP	7 765	8 861	4 723	291 CRUDE ANIMAL MATERLS. NES	2 804	4 581	2 431
776 TRANSISTORS, VALVES, ETC.	330	7 745	4 115	292 CRUDE VEG. MATERIALS, NES	25 163	13 028	6 953
778 ELECTRIC. MACH. APPART. NES	5 412	25 696	13 682	325 COKE, SEMI-COKE, RET. CARBN	1 360 334	27 292	14 581
781 PASS. MOTOR VEHCLS. EX. BUS	17 199	40 682	21 605	334 PETROLEUM PRODUCTS	146 911	10 932	5 846
782 GOODS, SPCL. TRANSPORT VEH	3 307	5 914	3 142	335 RESIDUAL PETROL. PRODUCTS	105 631	10 928	5 806
783 ROAD MOTOR VEHICLES NES	2 129	3 840	2 026	411 ANIMAL OILS AND FATS	1 185	244	132
784 PARTS, TRACTORS, MOTOR VEH	13 893	16 274	8 638	421 FIXED VEG. FAT, OILS, SOFT	7 813	1 154	616
785 CYCLES, MOTORCYCLES ETC.	3 023	2 843	1 519	422 FIXED VEG. FAT, OILS, OTHER	6 795	1 141	605
786 TRAILERS, SEMI-TRAILR, ETC	3 591	2 536	1 340	431 ANIMAL, VEG. FATS, OILS, NES	3 398	987	530
792 AIRCRAFT, ASSDOCT. EQUIPNT	7	1 445	761	511 HYDROCARBONS, NES, DERIVTS	84 424	11 185	5 855
793 SHIP, BOAT, FLOAT. STRUCTRS	3 453	8 973	4 718	512 ALCOHOL, PHENOL, ETC. DERIV	98 288	18 538	9 867
811 PREFABRICATED BUILDINGS	28 936	7 013	3 743	513 CARBOXYLIC ACIDS, DERIVTS	141 457	27 135	14 447
812 PLUMBING, SANITRY, EOPT. ETC	92 089	31 437	16 774	514 NITROGEN-FUNCT. COMPOUNDS	72 591	28 006	14 905
813 LIGHTING FIXTURES ETC. NES	8 926	15 656	8 312	515 ORGANO-INORGANIC COMPNDS	7 686	7 312	3 889
821 FURNITURE, CUSHIONS, ETC.	77 724	49 017	26 097	516 OTHER ORGANIC CHEMICALS	27 732	12 289	6 513
831 TRUNK, SUIT-CASES, BAG, ETC	96	351	181	522 INORGANIC CHEM. ELEMENTS	2 149 749	71 446	38 076
841 MENS, BOYS CLOTHING, X-KNIT	801	11 972	6 357	523 METAL. SALTS, INORGAN. ACID	170 787	18 295	9 704
842 WOMEN, GIRL CLOTHING, XKNIT	806	14 092	7 490	524 OTHER CHEMICAL COMPOUNDS	8 552	4 915	2 623
843 MENS, BOYS CLOTHING, KNIT	133	1 344	711	525 RADIO-ACTIVE MATERIALS	15	1 900	1 003
844 WOMEN, GIRLS CLOTHING, KNIT	2 704	23 197	12 393	531 SYNTH. COLOURS, LAKES, ETC.	79 915	56 713	30 165
845 OTHR. TEXTILE APPAREL, NES	835	11 498	6 127	532 DYEING, TANNING MATERIALS	4 591	1 256	671
846 CLOTHING ACCESSRS, FABRIC	51	548	292	533 PIGMENTS, PAINTS, ETC.	125 993	64 627	34 348
848 CLOTHING, NONTEXTL. HEADGEAR	226	8 736	4 614	541 MEDICINES, ETC. EXC. GRP542	3 444	24 656	13 115
851 FOOTWEAR	1 320	6 347	3 410	542 MEDICAMENTS	8 260	59 774	31 907
871 OPTICAL INSTRUMENTS, NES	14	389	202	551 ESSENT. OIL, PERFUME, FLAVR	1 334	5 597	2 967
872 MEDICAL INSTRUMENTS NES	772	11 337	6 031	553 PERFUMERY, COSMETICS, ETC.	18 126	24 283	12 943
873 METERS, COUNTERS, NES	18	390	212	554 SOAP, CLEANERS, POLISH, ETC	78 139	26 885	14 288
874 MEASURE, CONTROL INSTRMNT	1 148	34 955	18 609	562 FERTILIZER, EXCEPT GRP272	9 724	1 497	809
881 PHOTOGRAPH APPAR. ETC. NES	34	525	21	571 POLYMERS OF ETHYLENE	203 182	44 511	23 677
882 PHOTO. CINEMATOGRAPH. SUPPL	66	196	106	572 POLYMERS OF STYRENE	113 106	34 165	18 077
884 OPTICAL GOODS NES	19	142	76	573 POLYMERS, VINYL CHLORIDE	46 633	11 163	5 903
885 WATCHES AND CLOCKS	16	760	401	574 POLYACETAL, POLYCARBONATE	98 923	45 677	24 240
891 ARMS AND AMMUNITION	461	2 237	1 209	575 OTH. PLASTIC, PRIMARY FORM	308 699	118 565	63 040
892 PRINTED MATTER	19 067	9 215	4 875	581 PLASTIC TUBE, PIPE, HOSE	19 653	20 364	10 866
893 ARTICLES, NES, OF PLASTICS	15 513	16 140	8 580	582 PLASTIC PLATE, SHEETS, ETC	110 954	79 534	42 319
894 BABY CARRIAGE, TOYS, GAMES	13 213	12 761	6 785	583 MONOFILAMENT OF PLASTICS	6 208	6 120	3 255
895 OFFICE, STATIONERY SUPPLS	38	278	144	591 INSECTICIDES, ETC.	14 919	17 317	9 227
896 WORKS OF ART, ANTIQUE ETC	544	943	500	592 STARCHES, INULIN, ETC.	81 970	15 148	8 101
897 GOLD, SILVERWARE, JEWEL NES	14	16 861	9 019	593 EXPLOSIVES, PYROTECHNICS	1 919	2 366	1 271
898 MUSICAL INSTRUMENTS, ETC.	1 493	3 930	2 101	597 PREPRD ADDITIVES, LIQUIDS	81 636	30 458	16 272
899 MISC MANUFACTRD GOODS NES	1 444	5 878	3 113	598 MISC. CHEMICAL PRODS. NES	358 621	90 449	48 069
961 GOLD NONMONETARY NONCURRENT		150	81	600 CPL. AND PLANT CHAP 69-76	545	2 461	1 316
971 GOLD, NONMONETARY EXCL ORES	21	6 906	3 684	611 LEATHER	2 347	1 615	870
EXPORTS	16 591 924	7 679 566	4 087 601	612 MANUFACT. LEATHER ETC. NES	251	1 315	699
001 LIVE ANIMALS	912	3 988	1 805	613 FURSKINS, TANNED, DRESSED	40	1 735	826
011 BOVINE MEAT	732	972	521	621 MATERIALS OF RUBBER	29 559	16 141	8 566
012 OTHER MEAT, MEAT OFFAL	200	179	98	625 RUBBER TYRES, TUBES, ETC.	68 106	53 737	28 773
017 MEAT, OFFL. PRPD, PRSVD, NES	894	912	488	629 ARTICLES OF RUBBER, NES	8 730	18 653	9 334
022 MILK AND CREAM	1 567	481	98 633	630 CORK MANUFACTURES	221	764	407
024 CHEESE AND CURD	3 152	3 102	255	634 VENEERS, PLYWOOD, ETC.	69 957	16 270	8 657
025 EGGS, BIRDS, YOLKS, ALBUMIN	122	172	93	635 WOOD MANUFACTURES, NES	47 195	25 254	13 434
034 FISH, FRESH, CHILLED, FROZN	2 803	1 458	1 655	641 PAPER AND PAPERBOARD	170 620	62 145	33 103
036 CRUSTACEANS, MOLLUSCS ETC	66	90	778	642 PAPER, PAPERBOARD, CUT ETC	84 882	47 693	25 361
037 FISH ETC. PREPD, PRSVD. NES	12 640	4 801	49	651 TEXTILE YARN	70 804	82 742	44 046
043 BARLEY, UNMILLED	6 510	163	2 550	652 COTTON FABRICS, WOVEN	9 411	21 161	11 257
048 CEREAL PREPARATIONS	19 721	7 518	83	653 FABRICS, MAN-MADE FIBRES	20 111	60 146	32 149
054 VEGETABLES	8 354	4 635	83	654 OTH. TEXTILE FABRIC, WOVEN	1 856	7 632	4 048
056 VEGETABLES, PRPD, PRSVD, NES	3 791	1 679	4 000	655 KNIT, CROCHET, FABRIC NES	3 026	5 977	3 176
057 FRUIT, NUTS EXCL. OIL NUTS	101 616	9 675	2 438	656 TULLE, LACE, EMBROIDRY, ETC	1 026	3 710	1 978
058 FRUIT, PRESERVED, PREPARED	10 461	4 363	894	657 SPECIAL YARN, TEXTL. FABRIC	33 605	86 209	45 865
059 FRUIT, VEGETABLE JUICES	15 762	4 069	5 187	658 TEXTILE ARTICLES NES	3 845	7 638	4 073
061 SUGARS, MOLASSES, HONEY	11 216	689	2 314	659 FLOOR COVERINGS, ETC.	6 505	6 880	3 664
062 SUGAR CONFECTIONERY	4 078	2 333	2 147	661 LIME, CEMENT, CONSTR. MATRL	15 977	1 534	807
071 COFFEE, COFFEE SUBSTITUTE	821	1 400	371	662 CLAY, REFRCT. CONSTR. MATRL	302 994	38 003	20 267
072 COCOA	12 960	5 993	1 246	663 MINERAL MANUFACTURES, NES	182 209	37 350	19 846
073 CHOCOLATE, OTH. COCOA PREP	13 724	9 949	747	664 GLASS	251 555	47 496	25 284
074 TEA AND MATE	160	172	3 176	665 GLASSWARE	33 262	15 381	8 186
075 SPICES	2 063	1 138	5 279	666 POTTERY	6 487	7 741	4 128
081 ANIMAL FEED STUFF	24 148	6 726	91	667 PEARLS, PRECIOUS STONES			
091 MARGARINE AND SHORTENING	974	410	613	671 PIG IRON, SPIEGELEISN, ETC	29 283	8 345	4 434
098 EDIBLE PROD. PREPRTNS, NES	16 708	7 723	3 575	672 INGOTS ETC. IRON OR STEEL	530 674	30 877	16 371
111 NON-ALCOHOL. BEVERAGE, NES	10 457	2 157	218	673 FLAT-ROLLED IRON ETC.	68 970	8 837	4 721
112 ALCOHOLIC BEVERAGES	61 537	12 045	4 112	674 FLAT-ROLLED PLATED IRON	197 483	28 437	15 173
122 TOBACCO, MANUFACTURED	553	349	1 152	675 FLAT-ROLLED, ALLOY STEEL	198 100	54 424	28 896
211 HIDES, SKINS (EX. FURS), RAW	11 851	4 217	6 363	676 IRON, STL. BAR, SHAPES ETC.	447 958	50 523	26 783
			185	677 RAILWAY TRACK IRON, STEEL	14 135	5 092	2 705
			2 283	678 WIRE OF IRON OR STEEL	28 701	8 348	4 431

7 IMPORTS AND EXPORTS (SPECIAL TRADE) BY COUNTRIES OF PRODUCTION AND CONSUMPTION AND BY GROUPS OF THE SITC-REV. III 1989

GROUP DESCRIPTION	DT = 100 KG	1 000 DM	1 000 \$	GROUP DESCRIPTION	DT = 100 KG	1 000 DM	1 000 \$
679 TUBES,PIPES,ETC.IRON,STL	345 067	96 639	51 331	899 MISC MANUFCTRD GOODS NES	11 969	30 188	16 063
681 SILVER,PLATINUM,ETC.	563	7 188	3 854	941 COMPL IND PLANT CHAPT 99	6 132	15 037	8 005
682 COPPER	127 313	92 210	48 942	971 GOLD,NONMONTY EXCL ORES		1 069	572
683 NICKEL	454	2 333	1 231				
684 ALUMINIUM	135 268	87 198	46 407	SWITZERLAND			
685 LEAD	7 080	1 356	719	IMPORTS	22 312 432	21 237 034	11 317 812
686 ZINC	1 211	645	347				
687 TIN	912	1 879	993				
689 MISC.NON-FERR.BASE METAL	141	734	386	001 LIVE ANIMALS	6 243	3 561	1 905
691 METALLIC STRUCTURES NES	50 293	24 371	12 906	011 BOVINE MEAT	41	72	39
692 CONTAINERS,STORAGE,TRNSP	13 351	11 050	5 838	012 OTHER MEAT, MEAT OFFAL	789	182	99
693 WIRE PRODUCTS EXCL.ELECT	31 686	14 596	7 784	016 MEAT,ED.OFFL.DRY,SLT,SMK	1 904	4 464	2 385
694 NAILS,SCREWS,NUTS,ETC.	74 226	50 460	26 908	017 MEAT,OFFL.PRPD,PRSD,NES	186	353	190
695 TOOLS	19 301	71 623	38 165	022 MILK AND CREAM	49 880	12 364	6 526
696 CUTLERY	1 345	6 960	3 709	024 CHEESE AND CURD	53 563	110 722	59 115
697 HOUSEHOLD EQUIPMENT,NES	9 900	13 974	7 435	034 FISH,FRESH,CHILLED,FROZN	434	341	183
699 MANUFACTS.BASE METAL,NES	109 063	107 021	56 905	035 FISH,DRIED,SALTED,SMOKED	54	228	123
700 CPL IND PLANT (84/85/87)	19 674	58 492	31 297	046 MEAL,FLOUR OF WHEAT,MSLN	1 030	851	453
711 STEAM GENER,BOILERS,ETC.	9 087	9 622	5 037	047 OTHER CEREAL MEAL,FLOURS	284	148	77
712 STEAM TURBINES	2 884	9 319	5 049	048 CEREAL PREPARATIONS	57 887	25 181	13 442
713 INTRNL COMBUS PSTN ENGIN	24 976	66 306	35 253	054 VEGETABLES	2 124	734	390
714 ENGINES,MOTORS NON-ELECT	74	11 843	6 252	056 VEGETABLES,PRPD,PRSD,NES	6 080	3 938	2 092
716 ROTATING ELECTRIC PLANT	34 084	69 891	37 048	057 FRUIT,NUTS EXCL.OIL NUTS	3 164	872	462
718 OTH.POWR.GENRTNG.MACHNRY	3 913	29 372	15 557	058 FRUIT,PRESERVED,PREPARED	5 896	2 291	1 216
721 AGRIC.MACHINES,EX.TRACTR	36 616	39 379	20 770	059 FRUIT, VEGETABLE JUICES	71 198	9 404	4 899
722 TRACTORS	57 464	63 442	33 778	061 SUGARS,MOLASSES,HONEY	434	203	105
723 CIVIL ENGINEERING EQUIPT	44 744	48 695	25 901	062 SUGAR CONFECTIONERY	36 498	28 476	15 216
724 TEXTILE,LEATHER MACHINES	15 475	54 089	28 738	071 COFFEE,COFFEE SUBSTITUTE	4 891	4 760	2 559
725 PAPER,PULP MILL MACHINES	22 403	92 257	49 202	072 COCOA	1 912	592	311
726 PRINTNG,BOOKBINDNG MACHS	21 169	100 146	53 217	073 CHOCOLATE,OTH.COCOA PREP	54 357	38 430	20 432
727 FOOD-PROCESS.MCH.NON DOM	7 161	31 312	16 682	074 TEA AND MATE	98	56	32
728 OTH.MACH,PTS,SPCL INDUST	63 425	190 960	101 519	075 SPICES	189	207	110
731 METAL REMOVAL WOKK TOOLS	19 347	48 971	26 027	081 ANIMAL FEED STUFF	30 982	3 935	2 090
733 MACH-TOOLS,METAL-WORKING	11 190	29 192	15 516	091 MARGARINE AND SHORTENING	258	109	54
735 PARTS,NES,FOR MACH-TOOLS	3 910	14 342	7 641	098 EDIBLE PROD.PREPRNTS,NES	80 147	56 356	30 054
737 METALWORKING MACHNRY NES	26 088	49 646	26 044	111 NON-ALCOHOL. BEVERAGE,NES	223 841	11 960	6 320
741 HEATING,COOLNG EQUIP,PART				112 ALCOHOLIC BEVERAGES	8 226	8 241	4 393
742 PUMPS FOR LIQUIDS,PARTS	14 840	69 156	36 774	121 TOBACCO, UNMANUFACTURED	7 650	5 241	2 776
743 PUMPS NES,CENTRIFUGS ETC	38 132	92 452	49 242	122 TOBACCO, MANUFACTURED	304	391	209
744 MECHANICAL HANDLING EQUIP	56 530	92 933	49 394	211 HIDES,SKINS(EX.FURS),RAW	76 825	36 573	19 477
745 OTH.NONELEC MCH,TOOL,NES	60 870	164 279	87 337	212 FURSKINS, RAW	43	570	308
746 BALL OR ROLLER BEARINGS	12 512	30 870	16 420	223 OILSEED(OTH.FIX.VEG.OIL)	332	92	47
747 TAPS,COCKS,VALVES,ETC.	15 639	69 426	36 973	232 SYNTHETIC RUBBER, ETC.	25 999	4 636	2 429
748 TRANSMISSIONS SHAFTS ETC	44 140	83 230	44 365	245 FUEL WOOD, WOOD CHARCOAL	5 418	75	41
749 NON-ELECT MACH,PARTS,ETC	11 896	35 621	18 998	246 WOOD IN CHIPS, PARTICLES	62 673	515	274
751 OFFICE MACHINES	4 555	30 987	16 531	247 WOOD ROUGH,ROUGH SQUARED	112 690	3 716	1 971
752 AUTOMATC.DATA PROC.EQUIP	6 583	132 419	70 946	248 WOOD, SIMPLY WORKED	67 800	8 492	4 510
759 PARTS,FOR OFFICE MACHINS	1 607	40 145	21 436	251 PULP AND WASTE PAPER	289 011	18 365	9 770
761 TELEVISION RECEIVERS ETC	6 214	18 833	10 111	261 SILK	50	1 573	832
762 RADIO-BROADCAST RECEIVER	1 564	12 983	6 907	263 COTTON	53 478	6 400	3 411
763 SOUND RECORDER,PHONOGRPH	7 925	7 906	4 197	265 VEGETABLE TEXTILE FIBRES	497	776	409
764 TELECOMM.EQUIP,PARTS NES	7 007	93 670	49 856	266 SYNTHETIC FIBRES	175 303	69 693	36 958
771 ELECT POWER MACHNRY,PARTS	23 684	46 374	24 659	267 OTHER MAN-MADE FIBRES	24 662	2 643	1 406
772 ELEC. SWITCH,RELAY,CIRCUIT	36 211	187 242	99 708	268 WOOD, OTHER ANIMAL HAIR	7 477	16 002	8 500
773 ELECTR DISTRIB. EOPT NES	18 970	32 653	17 377	269 WORN CLOTHING,TEXTL.ARTL	11 414	1 115	593
774 ELECTRO-MEDCL,KRAY EQUIP	1 267	27 886	14 855	273 STONE, SAND AND GRAVEL	148 884	5 130	2 715
775 DOM.ELEC,NON-ELEC. EQUIPT	111 079	151 880	80 928	277 NATURAL ABRASIVES, NES	1	2 178	1 162
776 TRANSISTORS, VALVES, ETC	23 306	69 400	36 936	278 OTHER CRUDE MINERALS	1 004 101	3 065	1 624
778 ELECTRIC.MACH. APPART.NES	58 801	183 565	97 696	282 FERROUS WASTE AND SCRAP	168 519	29 801	15 852
781 PASS.MOTOR VEHCLS.EX.BUS	418 028	691 513	368 815	285 ALUMINIUM ORE,CONCTR.ETC	1 373	426	229
782 GOODS,SPCL TRANSPORT VEH	145 594	218 567	116 200	287 ORE,CONCENTR.BASE METALS	665	59	31
783 ROAD MOTOR VEHICLES NES	10 706	23 551	12 828	288 NON-FERROUS WASTE,SCRAP	490 549	131 061	69 689
784 PARTS,TRACTORS,MOTOR VEH	141 324	212 432	113 074	289 PREC.METAL ORES,CONCTRIS	3 357	6 374	3 432
785 CYCLES,MOTORCYCLES ETC.	9 072	18 768	10 006	291 CRUDE ANIMAL MATERIALS,NES	54 205	7 773	4 150
786 TRAILERS,SEMI-TRAILR,ETC	108 854	95 892	51 163	292 CRUDE VEG.MATERIALS, NES	14 023	18 556	9 896
791 RAILWAY VEHICLES,EQUIPMENT	8 483	10 458	5 555	321 COAL,SEMI-AGGLOMERATED	8 231	75	40
792 AIRCRAFT,ASOCTD.EQUIPNT	61	2 304	1 216	325 COKE,SEMI-COKE,RET.CARBON	6 548	130	73
793 SHIP,BOAT,FLOAT.STRUCTRS	213 705	127 783	67 865	334 PETROLEUM PRODUCTS	155 471	5 440	2 896
800 CPL IND PLANT CHAP 90/94	614	3 604	1 923	335 RESIDUAL PETROL,PRODUCTS	10 565	1 577	832
811 PREFABRICATED BUILDINGS	767	348	185	342 LIQUEFIED PROPANE,BUTANE	22 774	642	345
812 PLUMBNG,SANITRY,EQPT.ETC	1 501	8 815	4 708	344 PETROLEUM GASES, NES	69	211	121
813 LIGHTNG FIXTURES ETC.NES	7 057	24 279	12 914	351 ELECTRIC CURRENT, MNH	5 048 261	399 775	212 620
821 FURNITURE,CUSHIONS,ETC.	37 018	45 464	24 220	411 ANIMAL OILS AND FATS	72 741	4 589	2 437
831 TRUNK,SUIT-CASES,BAG,ETC	2 387	6 609	3 530	421 FIXED VEG.FAT,OILS, SOFT	89 818	9 687	5 133
841 MENS,BOYS CLOTHNG,X-KNIT	569	7 945	4 216	422 FIXED VEG.FAT,OILS,OTHER	927	775	414
842 WOMEN,GIRL CLOTHNG,XKNIT	2 779	44 396	23 620	431 ANIMAL,VEG.FATS,OILS,NES	13 421	816	433
843 MENS,BOYS CLOTHING,KNIT	122	802	422	511 HYDROCARBONS,NES,DERIVTS	37 845	6 718	3 559
844 WOMEN,GIRLS CLOTHNG,KNIT	400	4 717	2 481	512 ALCOHOL,PHENOL,ETC.DERIV	113 239	34 520	18 368
845 OTHR.TEXTILE APPAREL,NES	950	11 067	5 884	513 CARBOXYLIC ACIDS,DERIVTS	115 064	93 152	49 589
846 CLOTHING ACCESSRS,FABRIC	1 105	9 792	5 202	514 NITROGEN-FUNCT.COMPOUNDS	70 687	213 079	113 628
848 CLOTHNG,NONTXTL;HEADGEAR	1 027	9 337	4 971	515 ORGAN-INOORGANIC COMPNDS	52 835	314 389	167 872
851 FOOTWEAR	7 088	35 410	18 814	516 OTHER ORGANIC CHEMICALS	40 728	200 465	108 065
871 OPTICAL INSTRUMENTS,NES	192	6 438	3 405	522 INORGANIC CHEM.ELEMENTS	539 923	22 052	11 721
872 MEDICAL INSTRUMENTS NES	4 432	37 273	19 845	523 METAL.SALTS,INORGAN.ACID	459 101	25 082	13 301
873 METERS,COUNTERS,NES	2 264	15 977	8 472	524 OTHER CHEMICAL COMPOUNDS	4 916	9 809	5 170
874 MEASURE,CONTROL INSTRMNT	9 633	138 618	73 750	525 RADIO-ACTIVE MATERIALS	40	4 583	2 436
881 PHOTOGRAPH APPAR.ETC.NES	2 175	17 662	9 406	531 SYNTH.COLOURS,LAKES,ETC.	87 518	233 024	123 525
882 PHOTO.CINEMATOGRPH.SUPPL	27 383	44 794	23 718	532 DYEING,TANNING MATERIALS	1 093	4 744	2 527
883 CINE.FILM EXPOSD.DEVELOPD	1	66	35	533 PIGMENTS, PAINTS, ETC.	212 222	146 237	77 693
884 OPTICAL GOODS NES	394	16 875	8 946	541 MEDICINES,ETC.EXC.GRP542	33 029	481 542	257 831
885 WATCHES AND CLOCKS	1 879	16 532	8 800	542 MEDICAMENTS	52 665	527 816	280 959
891 ARMS AND AMMUNITION	1 872	6 405	3 393	551 ESSNTL.OIL,PERFUME,FLAVR	20 427	97 203	51 573
892 PRINTED MATTER	25 571	34 001	18 099	553 PERFUMERY,COSMETICS,ETC.	38 003	72 840	38 701
893 ARTICLES,NES,OF PLASTICS	46 324	58 150	30 971	554 SOAP,CLEANERS,POLISH,ETC	230 574	70 929	37 734
894 BABY CARRIAGE, TOYS,GAMES	14 154	27 615	14 742	562 FERTILIZER,EXCEPT GRP272	46 643	2 807	1 500
895 OFFICE,STATIONERY SUPPLS	6 945	18 653	9 524	571 POLYMERS OF ETHYLENE	27 935	10 108	5 369
896 WORKS OF ART,ANTIQUE ETC	69	5 985	3 152	572 POLYMERS OF STYRENE	11 345	2 962	1 582
897 GOLD,SILVERWARE,JEWEL NES	118	22 867	12 170	573 POLYMERS,VINYL CHLORIDE	200 358	46 160	24 500
898 MUSICAL INSTRUMENTS,ETC.	11 479	42 142	22 492	574 POLYACETAL,POLYCARBONATE	262 308	154 813	82 355

7 IMPORTS AND EXPORTS (SPECIAL TRADE) BY COUNTRIES OF PRODUCTION AND CONSUMPTION AND BY GROUPS OF THE SITC-REV. III 1989

GROUP DESCRIPTION	DT = 100 KG	1 000 DM	1 000 \$	GROUP DESCRIPTION	DT = 100 KG	1 000 DM	1 000 \$
575 OTH. PLASTIC, PRIMARY FORM	276 368	161 195	85 662	774 ELECTRO-MEDCL, XRAY EQUIP	1 507	40 040	21 388
579 PLASTIC WASTE, SCRAP ETC	25 735	2 408	1 291	775 DOM. ELEC, NON-ELEC. EQUIPT	39 617	105 090	56 064
581 PLASTIC TUBE, PIPE, HOSE	47 760	53 919	28 737	776 TRANSISTORS, VALVES, ETC.	1 940	54 000	28 737
582 PLASTIC PLATE, SHEETS, ETC	288 435	186 897	99 399	778 ELECTRIC MACH. APPART. NES	105 099	465 258	248 419
583 MONOFILAMENT OF PLASTICS	23 066	14 352	7 658	781 PASS. MOTOR VEHCLS. EX. BUS	10 624	17 102	9 129
591 INSECTICIDES, ETC.	103 693	166 750	89 833	782 GOODS, SPCL TRANSPORT VEH	110 133	225 205	120 052
592 STARCHES, INULIN, ETC.	59 374	30 190	16 033	783 ROAD MOTOR VEHICLES NES	33 901	59 016	31 674
593 EXPLOSIVES, PYROTECHNICS	308	1 120	599	784 PARTS, TRACTORS, MOTOR VEH	283 711	240 082	127 692
597 PREPRD ADDITIVES, LIQUIDS	42 107	19 798	10 589	785 CYCLES, MOTORCYCLES ETC.	19 591	42 138	22 377
598 MISC. CHEMICAL PRDCTS. NES	456 070	133 735	71 189	786 TRAILERS, SEMI-TRAILER, ETC	29 168	17 794	9 497
611 LEATHER	5 607	21 221	11 336	791 RAILWAY VEHICLES, EQUIPNT	12 596	22 719	12 156
612 MANUFACT. LEATHER ETC. NES	418	2 421	1 288	792 AIRCRAFT, ASSOCTD. EQUIPNT	1 160	22 454	11 897
613 FURSKINS, TANNED, DRESSED	34	1 322	692	793 SHIP, BOAT, FLOAT. STRUCTRS	51 339	14 662	7 831
621 MATERIALS OF RUBBER	19 396	17 678	9 409	811 PREFABRICATED BUILDINGS	8 431	1 468	783
625 RUBBER TYRES, TUBES, ETC.	89 894	15 991	8 524	812 PLUMBING, SANITRY, EQPT. ETC	154 021	100 398	53 465
629 ARTICLES OF RUBBER, NES	12 849	54 970	29 280	813 LIGHTING FIXTURES ETC. NES	5 606	26 435	14 096
633 CORK MANUFACTURES	256	270	138	821 FURNITURE, CUSHIONS, ETC.	231 734	258 444	137 617
634 VENEERS, PLYWOOD, ETC.	1 345 947	110 788	58 923	831 TRUNK, SUIT-CASES, BAG, ETC	3 433	8 756	4 692
635 WOOD MANUFACTURES, NES	49 077	28 976	15 434	841 MENS, BOYS CLOTHNG, X-KNIT	4 659	62 484	33 294
641 PAPER AND PAPERBOARD	1 941 268	288 598	153 556	842 WOMEN, GIRL CLOTHNG, X-KNIT	3 767	75 362	40 050
642 PAPER, PAPERBOARD, CUT ETC	325 478	102 566	54 607	843 MENS, BOYS CLOTHNG, KNIT	2 863	25 618	13 630
651 TEXTILE YARN	210 484	337 224	179 539	844 WOMEN, GIRLS CLOTHNG, KNIT	4 611	61 198	32 454
652 COTTON FABRICS, WOVEN	33 183	132 369	70 772	845 OTHR. TEXTILE APPAREL, NES	5 728	61 099	32 484
653 FABRICS, MAN-MADE FIBRES	28 280	123 747	65 984	846 CLOTHING ACCESSRS, FABRIC	2 758	40 652	21 604
654 OTH. TEXTILE FABRIC, WOVEN	19 200	84 435	44 688	848 CLOTHNG, NONTXTL; HEADGEAR	1 104	7 518	4 005
655 KNIT, CROCHET, FABRIC NES	12 890	39 748	21 211	851 FOOTWEAR	12 210	74 493	39 558
656 TULLE, LACE, EMBROIDRY, ETC	8 476	82 408	43 851	871 OPTICAL INSTRUMENTS, NES	929	33 859	17 954
657 SPECIAL YARN, TXTL. FABRIC	37 157	92 760	49 287	872 MEDICAL INSTRUMENTS NES	14 433	126 825	67 533
658 TEXTILE ARTICLES NES	9 680	42 212	22 482	873 METERS, COUNTERS, NES	4 553	27 606	14 699
659 FLOOR COVERINGS, ETC.	41 074	52 873	28 174	874 MEASURE, CONTROL INSTRMNT	33 269	719 456	383 360
661 LIME, CEMENT, CONSTR. MATRL	286 760	13 836	7 340	881 PHOTOGRAPH APPAR. ETC. NES	1 815	33 284	17 728
662 CLAY, REFRCT. CONSTR. MATRL	215 875	19 925	10 566	882 PHOTO. CINEMATOGRPH. SUPPL	32 306	98 015	52 805
663 MINERAL MANUFACTURES, NES	68 157	50 567	26 876	883 CINE. FILM EXPOSD. DEVELPD	27	1 276	675
664 GLASS	81 190	29 859	15 883	884 OPTICAL GOODS NES	985	79 334	42 145
665 GLASSWARE	155 731	21 445	11 391	885 WATCHES AND CLOCKS	6 248	580 389	309 004
666 POTTERY	1 817	5 880	3 149	891 ARMS AND AMMUNITION	218	5 985	3 177
667 PEARLS, PRECIOUS STONES	-	-	-	892 PRINTED MATTER	275 109	261 084	139 192
671 PIG IRON, SPIEGELEISN, ETC	9 715	1 488	747	893 ARTICLES, NES, OF PLASTICS	249 803	298 124	158 530
672 INGOTS ETC. IRON OR STEEL	1 759	637	343	894 BABY CARRIAGE, TOYS, GAMES	36 004	85 621	45 703
673 FLAT-ROLLED IRON ETC.	476 357	44 747	23 834	895 OFFICE, STATIONERY SUPPLS	15 922	60 401	32 911
674 FLAT-ROLLED PLATED IRON	25 720	4 612	2 449	896 WORKS OF ART, ANTIQUE ETC	2 446	200 211	107 446
675 FLAT-ROLLED, ALLOY STEEL	16 548	7 197	3 841	897 GOLD, SILVERWARE, JEWEL NES	1 121	31 361	16 684
676 IRON, STL. BAR, SHAPES ETC.	2 562 981	222 207	118 525	898 MUSICAL INSTRUMENTS, ETC.	13 399	83 003	44 192
677 RAILWAY TRACK IRON, STEEL	1 957	1 242	662	899 MISC MANUFACTRD GOODS NES	38 268	199 405	106 368
678 WIRE OF IRON OR STEEL	77 981	22 951	12 183	901 COIN NONGOLD NONCURRENT	93	6 151	3 280
679 TUBES, PIPES, ETC. IRON, STL	861 704	226 085	120 080	971 GOLD, NONMONTY EXCL ORES	318	439 105	233 700
681 SILVER, PLATINUM, ETC.	1 236	152 115	81 005			4 851	2 619
682 COPPER	142 108	114 766	60 956				
683 NICKEL	999	4 106	2 195	EXPORTS	127 050 834	38 147 150	20 292 424
684 ALUMINIUM	569 870	404 033	214 706	001 LIVE ANIMALS	8 475	21 719	11 673
685 LEAD	3 446	581	307	011 BOVINE MEAT	537	663	356
686 ZINC	1 506	551	286	012 OTHER MEAT, MEAT OFFAL	35 469	19 676	10 403
687 TIN	810	1 009	535	016 MEAT, ED. OFFL, DRY, SLT, SMK	1 169	331	177
689 MISC. NON-FERR. BASE METAL	3 003	5 892	3 146	017 MEAT, OFFL, PRPD, PRSD, NES	11 255	12 325	6 549
691 METALLIC STRUCTURES NES	274 144	141 216	75 311	022 MILK AND CREAM	33 255	11 538	6 098
692 CONTAINERS, STORAGE, TRNSP	64 655	42 387	22 573	023 BUTTER, OTHER FAT OF MILK	19 524	5 463	3 065
693 WIRE PRODUCTS EXCL. ELECT	6 277	5 586	3 499	024 CHEESE AND CURD	6 783	6 603	3 515
694 NAILS, SCREWS, NUTS, ETC.	87 275	155 136	82 575	025 EGGS, BIRDS, YOLKS, ALBUMIN	83 153	12 933	6 911
695 TOOLS	34 743	277 902	148 018	034 FISH, FRESH, CHILLED, FROZEN	12 751	11 747	6 208
696 CUTLERY	3 641	41 147	21 880	035 FISH, DRIED, SALTED, SMOKED	1 214	3 140	1 686
697 HOUSEHOLD EQUIPMENT, NES	30 882	51 864	27 656	036 CRUSTACEANS, MOLLUSCS ETC	841	1 463	751
699 MANUFACTS. BASE METAL, NES	237 609	305 073	162 375	037 FISH ETC. PREPD, PRSD, NES	6 896	6 501	3 456
711 STEAM GENER. BOILERS, ETC.	752	3 051	1 618	041 WHEAT, MESLIN, UNMILLED	414 539	13 684	7 161
712 STEAM TURBINES	7 347	23 617	12 445	043 BARLEY, UNMILLED	289 535	8 209	4 325
713 INTRNL COMBUS PSTN ENGIN	34 240	52 235	27 811	044 MAIZE UNMILLED	204 617	6 838	3 573
714 ENGINES, MOTORS NON-ELECT	9 545	106 117	56 636	045 OTHER CEREALS, UNMILLED	23 377	753	397
716 ROTATING ELECTRIC PLANT	110 623	249 157	132 774	046 MEAL, FLOUR OF WHEAT, MSLN	944	96	53
718 OTH. POWR. GENRTNG. MACHNRY	9 584	40 244	21 411	048 CEREAL PREPARATIONS	408 642	75 061	39 893
721 AGRIC. MACHINES, EX. TRACTR	7 330	15 848	8 385	054 VEGETABLES	28 265	13 086	7 029
722 TRACTORS	2 101	4 168	2 225	056 VEGETABLES, PRPD, PRSD, NES	26 884	19 967	10 634
723 CIVIL ENGINEERING EQUIPT	31 603	43 595	23 218	057 FRUIT, NUTS EXCL. OIL NUTS	57 858	14 381	7 589
724 TEXTILE, LEATHER MACHINES	126 795	372 524	198 877	058 FRUIT, PRESERVED, PREPARED	36 630	22 135	11 815
725 PAPER, PULP MILL MACHINES	43 253	147 271	78 405	059 FRUIT, VEGETABLE JUICES	26 362	6 232	3 296
726 PRINTNG, BOOKBINDNG MACHS	107 770	343 716	184 392	061 SUGARS, MOLASSES, HONEY	1 114 762	54 250	28 812
727 FOOD-PROCESS. MCH. NON DOM	20 822	60 584	32 315	062 SUGAR CONFECTIONERY	30 100	16 846	8 962
728 OTH. MACH. PTS, SPCL INDUST	128 472	554 393	295 800	071 COFFEE, COFFEE SUBSTITUTE	23 971	20 309	10 772
731 METAL REMOVAL WORK TOOLS	105 369	572 162	306 554	072 COCOA	73 104	53 361	28 383
733 MACH-TOOLS, METAL-WORKING	41 420	125 758	67 396	073 CHOCOLATE, OTH. COCOA PREP	43 448	27 352	14 544
735 PARTS, NES, FOR MACH-TOOLS	61 395	266 558	142 170	074 TEA AND MATE	771	1 110	594
737 METALWORKING MACHNRY NES	20 143	105 625	56 397	075 SPICES	3 904	4 497	2 380
741 HEATING, COOLING EQUIP, PART	57 052	216 309	115 420	081 ANIMAL FEED STUFF	1 027 029	95 605	50 983
742 PUMPS FOR LIQUIDS, PARTS	45 502	152 181	81 020	091 MARGARINE AND SHORTENING	2 059	1 178	628
743 PUMPS NES, CENTRIFUGS ETC	57 135	202 496	107 735	098 EDIBLE PROD. PREPRTNS, NES	198 270	101 210	53 748
744 MECHANICAL HANDLING EQUIP	53 549	125 963	67 213	111 NON-ALCOHOL. BEVERAGE, NES	91 642	12 307	6 500
745 OTH. NONELEC MCH, TOOL, NES	62 544	295 968	157 822	112 ALCOHOLIC BEVERAGES	201 773	35 154	18 612
746 BALL OR ROLLER BEARINGS	11 954	65 250	34 742	121 TOBACCO, UNMANUFACTURED	26 208	22 560	11 973
747 TAPS, COCKS, VALVES, ETC.	40 760	223 555	118 869	122 TOBACCO, MANUFACTURED	17 330	26 574	14 175
748 TRANSMISSIONS SHAFTS ETC	61 223	147 825	78 707	211 HIDES, SKINS (EX. FURS), RAW	12 982	4 635	2 451
749 NON-ELECT MACH. PARTS, ETC	68 564	148 265	79 025	212 FURSKINS, RAW	22	394	215
751 OFFICE MACHINES	1 947	24 062	12 832	222 OILSEED (SFT. FIX VEG. OIL)	6 898	1 803	948
752 AUTOMATC. DATA PROC. EQUIP	3 075	59 425	31 828	223 OILSEED (OTH. FIX. VEG. OIL)	4 877	1 229	646
759 PARTS, FOR OFFICE MACHINS	5 329	81 228	43 370	231 NATURAL RUBBER, ETC.	4 286	1 099	579
761 TELEVISION RECEIVERS ETC	1 315	2 011	1 069	232 SYNTHETIC RUBBER, ETC.	144 521	30 535	16 239
762 RADIO-BROADCAST RECEIVER	378	2 102	1 129	244 CORK, NATURAL, RAW; WASTE	348	106	56
763 SOUND RECORDER, PHONOGRPH	1 152	26 395	14 079	245 FUEL WOOD, WOOD CHARCOAL	34 001	1 389	733
764 TELECOMM. EQUIP. PARTS NES	11 310	113 851	60 838	246 WOOD IN CHIPS, PARTICLES	1 052 804	14 075	7 490
771 ELECT POWER MACHNRY. PARTS	63 572	104 578	55 670	247 WOOD ROUGH, ROUGH SQUARED	1 199 622	24 078	12 809
772 ELEC. SWITCH, RELAY, CIRCUIT	52 093	664 748	353 887	248 WOOD, SIMPLY WORKED	1 321 555	149 797	79 563
773 ELECTR DISTRIB. EQPT NES	51 768	108 028	57 430				

7 IMPORTS AND EXPORTS (SPECIAL TRADE) BY COUNTRIES OF PRODUCTION AND CONSUMPTION AND BY GROUPS OF THE SITC-REV. III 1989

GROUP DESCRIPTION	DT = 100 KG	1 000 DM	1 000 \$	GROUP DESCRIPTION	DT = 100 KG	1 000 DM	1 000 \$
251 PULP AND WASTE PAPER	899 989	29 865	15 888	676 IRON, STL. BAR, SHAPES ETC.	1 800 411	267 666	142 278
261 SILK	484	1 816	958	677 RAILWAY TRACK IRON, STEEL	177 858	24 522	12 949
263 COTTON	43 886	9 005	4 768	678 WIRE OF IRON OR STEEL	243 010	60 774	32 241
265 VEGETABLE TEXTILE FIBRES	211	125	65	679 TUBES, PIPES, ETC. IRON, STL	891 203	265 655	141 245
266 SYNTHETIC FIBRES	23 381	12 469	6 628	681 SILVER, PLATINUM, ETC.	1 170	175 850	94 307
267 OTHER MAN-MADE FIBRES	45 348	19 366	10 325	682 COPPER	540 563	401 109	213 335
268 WOOL, OTHER ANIMAL HAIR	23 088	40 996	21 844	683 NICKEL	6 522	26 015	13 799
269 WORN CLOTHING, TEXTL. ARTL	15 454	1 632	864	684 ALUMINIUM	654 878	432 804	230 152
272 FERTILIZERS, CRUDE	71 367	2 500	1 324	685 LEAD	25 158	4 488	2 381
273 STONE, SAND AND GRAVEL	29 652 123	61 079	32 398	686 ZINC	85 643	33 770	18 000
274 SULPHUR, UNRSTD. IRON PYRS	560 206	14 454	7 648	687 TIN	2 279	3 405	1 807
277 NATURAL ABRASIVES, NES	265 006	13 469	7 210	689 MISC. NON-FERR. BASE METAL	1 163	9 845	5 232
278 OTHER CRUDE MINERALS	2 544 227	33 694	17 911	691 METALLIC STRUCTURES NES	635 800	364 171	193 146
281 IRON ORE, CONCENTRATES	2 198	83	45	692 CONTAINERS, STORAGE, TRNSP	133 060	87 247	46 328
282 FERROUS WASTE AND SCRAP	1 018 310	24 382	12 940	693 WIRE PRODUCTS EXCL. ELECT	135 798	34 299	18 225
285 ALUMINIUM ORE, CONCTR. ETC	68 618	5 970	3 178	694 NAILS, SCREWS, NUTS, ETC.	202 482	166 183	88 377
287 ORE, CONCENTR. BASE METALS	8 396	553	313	695 TOOLS	80 525	340 844	181 583
288 NON-FERROUS WASTE, SCRAP	59 748	17 647	9 414	696 CUTLERY	7 338	48 913	26 089
289 PREC. METAL ORES, CONCENTR	1 949	1 934	1 037	697 HOUSEHOLD EQUIPMENT, NES	110 183	114 754	60 968
291 CRUDE ANIMAL MATERIALS, NES	27 675	29 309	15 591	699 MANUFACTS. BASE METAL, NES	497 604	545 120	289 968
292 CRUDE VEG. MATERIALS, NES	157 690	98 965	52 814	700 CPL IND PLANT (84/85/87)	2 612	4 219	2 281
321 COAL, NOT AGGLOMERATED	417 664	9 830	5 266	711 STEAM GENER. BOILERS, ETC.	7 040	12 141	6 363
322 BRIQUETTES, LIGNITE, PEAT	1 088 900	27 089	14 425	712 STEAM TURBINES	6 642	27 326	14 590
325 COKE, SEMI-COKE, RET. CARBN	277 256	8 669	4 616	713 INTRNL COMBUS PSTN ENGIN	50 781	137 151	73 181
334 PETROLEUM PRODUCTS	22 823 083	795 267	422 729	714 ENGINES, MOTORS NON-ELECT	7 240	61 994	32 925
335 RESIDUAL PETROL. PRODUCTS	2 107 642	66 657	35 313	716 ROTATING ELECTRIC PLANT	127 184	346 237	184 266
342 LIQUEFIED PROPANE, BUTANE	403 840	11 761	6 265	718 OTH. POWR. GENRTNG. MACHNRY	19 767	192 156	101 496
344 PETROLEUM GASES, NES				721 AGRIC. MACHINES, EX. TRACTR	97 731	133 325	70 670
351 ELECTRIC CURRENT, MWH	3 506 452	145 271	78 403	722 TRACTORS	54 141	73 295	38 969
411 ANIMAL OILS AND FATS	24 640	2 386	1 270	723 CIVIL ENGINEERING EQUIPT	215 406	275 176	145 860
421 FIXED VEG. FAT, OILS, SOFT	72 109	8 132	4 288	724 TEXTILE, LEATHER MACHINES	120 346	306 302	163 155
422 FIXED VEG. FAT, OILS, OTHER	27 811	4 735	2 531	725 PAPER, PULP MILL MACHINES	40 457	113 224	60 413
431 ANIMAL, VEG. FATS, OILS, NES	64 655	12 954	6 898	726 PRINTNG, BOOKBINDING MACHS	121 896	343 777	183 499
511 HYDROCARBONS, NES, DERIVTS	759 333	102 619	54 640	727 FOOD-PROCESS. MCH. NON DOM	15 365	75 370	40 199
512 ALCOHOL, PHENOL, ETC. DERIV	558 174	156 482	83 174	728 OTH. MACH. PTS, SPCL INDUST	228 693	626 423	334 173
513 CARBOXYLIC ACIDS, DERIVTS	843 706	191 711	102 110	731 METAL REMOVAL WORK TOOLS	72 644	291 999	155 851
514 NITROGEN-FUNCT. COMPOUNDS	492 311	389 117	206 830	733 MACH-TOOLS, METAL-WORKING	51 201	120 175	63 957
515 ORGANIC-INORGANIC COMPOUNDS	235 719	261 096	139 163	735 PARTS, NES, FOR MACH-TOOLS	57 543	198 398	105 530
516 OTHER ORGANIC CHEMICALS	630 647	205 575	109 242	737 METALWORKING MACHNRY NES	20 864	76 407	40 652
522 INORGANIC CHEM. ELEMENTS	666 825	81 710	43 418	741 HEATING, COOLNG EQUIP, PART			
523 METAL, SALTS, INORGAN. ACID	854 457	73 721	39 161	742 PUMPS FOR LIQUIDS, PARTS	62 246	197 904	105 221
524 OTHER CHEMICAL COMPOUNDS	102 636	29 209	15 533	743 PUMPS NES, CENTRIFUGS ETC	122 263	334 289	177 826
525 RADIO-ACTIVE MATERIALS	43	6 670	3 554	744 MECHANICAL HANDLING EQUIP	302 392	420 757	224 157
531 SYNTH. COLOURS, LAKES, ETC.	71 669	169 761	90 441	745 OTH. NONELEC MCH, TOOL, NES	96 371	396 761	211 406
532 DYEING, TANNING MATERIALS	12 402	3 051	1 623	746 BALL OR ROLLER BEARINGS	38 834	133 834	71 250
533 PIGMENTS, PAINTS, ETC.	1 763 484	305 822	162 456	747 TAPS, COCKS, VALVES, ETC.	69 014	271 395	144 402
541 MEDICINES, ETC. EXC. GRP 542	15 239	140 307	74 758	748 TRANSMISSIONS SHAFTS ETC	82 182	215 647	114 681
542 MEDICAMENTS	57 913	476 094	252 862	749 NON-ELECT MACH. PARTS, ETC	83 872	229 197	121 924
551 ESSENTL. OIL, PERFUME, FLAVR	8 338	24 200	12 861	751 OFFICE MACHINES	11 093	72 016	38 243
553 PERFUMERY, COSMETICS, ETC.	87 270	135 817	72 248	752 AUTOMATC. DATA PROC. EQUIP	20 989	461 199	245 658
554 SOAP, CLEANERS, POLISH, ETC	531 957	143 377	76 252	753 PARTS, FOR OFFICE MACHINS	9 697	186 014	99 173
562 FERTILIZER, EXCEPT GRP 272	830 511	27 875	14 779	754 TELEVISION RECEIVERS ETC	40 560	146 550	78 223
571 POLYMERS OF ETHYLENE	460 982	99 152	52 252	761 RADIO-BROADCAST RECEIVER	3 658	38 733	20 660
572 POLYMERS OF STYRENE	401 058	134 650	71 499	763 SOUND RECORDER, PHONOGRPH	2 973	39 601	20 977
573 POLYMERS, VINYL CHLORIDE	297 275	66 175	35 117	764 TELECOMM. EQUIP. PARTS NES	28 982	457 152	243 715
574 POLYACETAL, POLYCARBONATE	384 879	168 801	89 714	771 ELECT POWER MACHNRY, PARTS	65 941	200 655	106 652
575 OTH. PLASTIC, PRIMARY FORM	935 955	327 149	173 713	772 ELEC. SWITCH, RELAY, CIRCUIT	117 602	823 491	438 423
579 PLASTIC WASTE, SCRAP ETC	121 220	8 026	4 267	773 ELECTR. DISTRIB. EQPT NES	107 203	147 421	78 436
581 PLASTIC TUBE, PIPE, HOSE	143 154	119 799	63 658	774 ELECTRO-MEDCL. XRAY EQUIP	3 394	65 768	34 593
582 PLASTIC PLATE, SHEETS, ETC	510 864	335 102	178 090	775 DOM. ELEC. NON-ELEC. EQUIPT	267 858	432 651	230 277
583 MONOFILAMENT OF PLASTICS	82 158	56 918	30 257	776 TRANSISTORS, VALVES, ETC.	2 810	124 393	66 199
591 INSECTICIDES, ETC.	39 909	46 030	24 555	778 ELECTRIC MACH. APPART. NES	139 476	553 667	294 859
592 STARCHES, INULIN, ETC.	333 798	59 412	31 540	781 PASS. MOTOR VEHCLS. EX. BUS	1 234 767	3 015 945	1 605 344
593 EXPLOSIVES, PYROTECHNICS	5 051	17 509	9 120	782 GOODS, SPCL TRANSPORT VEH	377 631	723 811	385 452
597 PREPRD ADDITIVES, LIQUIDS	94 000	37 107	19 717	783 ROAD MOTOR VEHICLES NES	68 705	211 663	112 803
598 MISC. CHEMICAL PRODTS, NES	3 205 213	357 845	190 285	784 PARTS, TRACTORS, MOTOR VEH	333 051	596 283	317 270
600 CPL IND PLANT CHAP 69-76	628	740	399	785 CYCLES, MOTORCYCLES ETC.	23 202	60 051	31 869
611 LEATHER	9 549	38 718	20 598	786 TRAILERS, SEMI-TRAILR, ETC	209 648	182 868	97 164
612 MANUFACT. LEATHER ETC. NES	2 842	12 480	6 662	791 RAILWAY VEHICLES, EQUIPNT	80 164	65 539	34 960
613 FURSKINS, TANNED, DRESSED	631	22 993	12 227	792 AIRCRAFT, ASSOCTD. EQUIPNT	1 187	31 722	16 906
621 MATERIALS OF RUBBER	85 767	56 917	30 300	793 SHIP, BOAT, FLOAT. STRUCTRS	129 185	31 519	16 975
625 RUBBER TYRES, TUBES, ETC.	204 607	169 444	90 162	800 CPL IND PLANT CHAP 90/94	13	162	86
629 ARTICLES OF RUBBER, NES	34 105	66 605	35 408	811 PREFABRICATED BUILDINGS	455 316	115 800	61 539
633 CORK MANUFACTURES	2 329	4 472	2 375	812 PLUMBNG, SANITRY, EQPT. ETC	89 896	83 374	44 355
634 VENEERS, PLYWOOD, ETC.	887 130	129 029	68 600	813 LIGHTNG FIXTURES ETC. NES	44 522	132 708	70 710
635 WOOD MANUFACTURES, NES	755 940	242 794	128 920	821 FURNITURE, CUSHIONS, ETC.	1 129 424	1 015 246	540 432
641 PAPER AND PAPERBOARD	1 831 081	461 890	245 634	831 TRUNK, SUIT-CASES, BAG, ETC	22 076	84 498	44 957
642 PAPER, PAPERBOARD, CUT ETC	834 479	371 657	197 755	841 MENS, BOYS CLOTHNG, X-KNIT	21 291	210 939	112 194
651 TEXTILE YARN	112 231	168 299	89 497	842 WOMEN, GIRL CLOTHNG, XKNIT	40 566	605 117	322 102
652 COTTON FABRICS, WOVEN	37 526	94 894	50 537	843 MENS, BOYS CLOTHNG, KNIT	2 815	21 136	11 258
653 FABRICS, MAN-MADE FIBRES	57 282	165 741	88 435	844 WOMEN, GIRLS CLOTHNG, KNIT	12 404	117 258	62 300
654 OTH. TEXTILE FABRIC, WOVEN	28 605	84 506	44 822	845 OTHR. TEXTILE APPAREL, NES	26 026	267 147	142 173
655 KNIT, CROCHET, FABRIC NES	24 992	64 566	34 305	846 CLOTHING ACCESSRS, FABRIC	6 721	68 316	36 345
656 TULLE, LACE, EMBROIDRY, ETC	6 687	23 985	12 751	848 CLOTHING, NONXTL; HEADGEAR	8 727	123 019	65 477
657 SPECIAL YARN, TXTL. FABRIC	79 835	123 921	65 894	851 FOOTWEAR	38 013	193 936	102 699
658 TEXTILE ARTICLES NES	40 405	124 759	66 353	871 OPTICAL INSTRUMENTS, NES	2 529	66 327	35 313
659 FLOOR COVERINGS, ETC.	115 107	172 601	91 925	872 MEDICAL INSTRUMENTS NES	20 398	154 671	82 365
661 LIME, CEMENT, CONSTR. MATRL	1 392 612	56 439	29 997	873 METERS, COUNTERS, NES	5 930	39 383	20 936
662 CLAY, REFRCT. CONSTR. MATRL	1 657 718	106 409	56 542	874 MEASURE, CONTROL INSTRMNT	41 437	648 412	345 420
663 MINERAL MANUFACTURES, NES	3 121 461	215 904	114 668	881 PHOTOGRAPH APPAR. ETC. NES	8 363	75 778	40 321
664 GLASS	625 724	148 840	79 176	882 PHOTO. CINEMATOGRPH. SUPPL	43 220	101 883	54 262
665 GLASSWARE	352 002	110 690	58 891	883 CINE. FILM EXPOSD. DEVELPD	118	1 469	788
666 POTTERY	64 693	74 724	39 758	884 OPTICAL GOODS NES	1 433	99 582	52 505
667 PEARLS, PRECIOUS STONES				885 WATCHES AND CLOCKS	9 003	198 306	105 712
671 PIG IRON, SPIEGELEISN, ETC	378 223	30 982	16 479	891 ARMS AND AMMUNITION	5 316	37 857	20 132
672 INGOTS ETC. IRON OR STEEL	368 746	40 262	21 507	892 PRINTED MATTER	693 710	841 486	448 391
673 FLAT-ROLLED IRON ETC.	2 749 492	277 207	147 153	893 ARTICLES, NES, OF PLASTICS	583 162	621 984	330 860
674 FLAT-ROLLED PLATED IRON	827 944	121 506	64 550	894 BABY CARRIAGE, TOYS, GAMES	94 517	214 159	113 916
675 FLAT-ROLLED, ALLOY STEEL	491 796	195 881	104 123	895 OFFICE, STATIONERY SUPPLS	30 550	81 520	43 390

7 IMPORTS AND EXPORTS (SPECIAL TRADE) BY COUNTRIES OF PRODUCTION AND CONSUMPTION AND BY GROUPS OF THE SITC-REV. III 1989

GROUP DESCRIPTION	DT = 100 KG	1 000 DM	1 000 \$	GROUP DESCRIPTION	DT = 100 KG	1 000 DM	1 000 \$
896 WORKS OF ART, ANTIQUE ETC	3 076	535 348	278 573	581 PLASTIC TUBE, PIPE, HOSE	82 420	50 119	26 618
897 GOLD, SILVERWARE, JEWELRY	1 338	325 845	179 993	582 PLASTIC PLATE, SHEETS, ETC	403 929	212 337	112 980
898 MUSICAL INSTRUMENTS, ETC.	49 077	287 976	153 548	583 MONOFILAMENT OF PLASTICS	43 011	21 485	11 388
899 MISC MANUFACTURED GOODS NES	69 090	187 505	99 739	591 INSECTICIDES, ETC.	19 860	13 833	7 389
961 COIN NONGOLD NONCURRENT	73	5 974	3 175	592 STARCHES, INULIN, ETC.	33 350	7 797	4 130
971 GOLD, NONMONTARY EXCL ORES	185	197 861	103 476	593 EXPLOSIVES, PYROTECHNICS	7 166	842	442
972	47	103 316	55 207	597 PREPARED ADDITIVES, LIQUIDS	7 696	5 108	2 732
				598 MISC. CHEMICAL PRODS. NES	378 775	56 284	29 918
AUSTRIA				611 LEATHER	25 083	141 824	75 486
IMPORTS	70 795 293	20 995 305	11 172 485	612 MANUFACT. LEATHER ETC. NES	1 239	1 750	935
001 LIVE ANIMALS	82 118	22 310	11 874	613 FURSKINS, TANNED, DRESSED	374	1 922	1 018
011 BOVINE MEAT	33 739	14 941	8 036	621 MATERIALS OF RUBBER	176 276	76 584	40 772
012 OTHER MEAT, MEAT OFFAL	6 036	6 905	3 655	625 RUBBER TYRES, TUBES, ETC.	235 608	135 704	72 209
016 MEAT, ED. OFFL, DRY, SLT, SMK	65	100	54	629 ARTICLES OF RUBBER, NES	64 297	76 630	40 832
017 MEAT, OFFL, PRPD, PRSVD, NES	933	697	367	633 CORK MANUFACTURES	119	99	51
022 MILK AND CREAM	406 552	16 687	8 801	634 VENEERS, PLYWOOD, ETC.	3 324 184	243 905	129 712
024 CHEESE AND CURD	24 775	12 856	6 875	635 WOOD MANUFACTURES, NES	567 355	169 359	89 966
034 FISH, FRESH, CHILLED, FROZEN	899	903	481	641 PAPER AND PAPERBOARD	5 854 800	874 390	465 317
041 WHEAT, MESLIN, UNMILLED	632	115	62	642 PAPER, PAPERBOARD, CUT ETC	1 522 040	375 702	200 037
044 MAIZE UNMILLED	9 245	3 800	2 048	651 TEXTILE YARN	197 607	195 655	104 153
045 OTHER CEREALS, UNMILLED	1 905	258	137	652 COTTON FABRICS, WOVEN	44 139	139 652	74 401
048 CEREAL PREPARATIONS	122 766	59 251	31 419	653 FABRICS, MAN-MADE FIBRES	49 628	156 711	83 424
054 VEGETABLES	150 332	20 109	10 625	654 OTH. TEXTILE FABRIC, WOVEN	22 041	62 451	33 148
056 VEGETABLES, PRPD, PRSVD, NES	6 474	1 165	618	655 KNIT, CROCHET, FABRIC NES	41 274	111 217	59 209
057 FRUIT, NUTS EXCL. OIL NUTS	28 984	3 647	1 908	656 TULLE, LACE, EMBROIDRY, ETC	12 003	120 367	64 099
058 FRUIT, PRESERVED, PREPARED	19 008	4 569	2 463	657 SPECIAL YARN, TXTL. FABRIC	51 118	59 290	31 516
059 FRUIT, VEGETABLE JUICES	24 070	6 651	3 480	658 TEXTILE ARTICLES NES	27 158	62 076	33 075
061 SUGARS, MOLASSES, HONEY	50 882	3 078	1 648	659 FLOOR COVERINGS, ETC.	68 005	64 117	34 157
062 SUGAR CONFECTIONERY	4 979	4 347	2 309	661 LIME, CEMENT, CONSTR. MATRL	604 331	30 424	16 093
071 COFFEE, COFFEE SUBSTITUTE	2 975	1 610	1 648	662 CLAY, REFRACT. CONSTR. MATRL	490 609	50 920	27 267
073 CHOCOLATE, OTH. COCOA PREP	17 458	17 414	9 335	663 MINERAL MANUFACTURES, NES	1 562 555	183 000	97 411
075 SPICES	380	168	90	664 GLASS	191 933	34 095	18 122
081 ANIMAL FEED STUFFS	164 693	6 503	3 541	665 GLASSWARE	351 860	115 795	61 656
098 EDIBLE PROD. PREPARNS, NES	65 476	28 096	14 994	666 POTTERY	3 232	5 549	2 947
111 NON-ALCOHOL. BEVERAGE, NES	740 726	72 650	38 329	667 PEARLS, PRECIOUS STONES			
112 ALCOHOLIC BEVERAGES	36 070	18 108	9 653	671 PIG IRON, SPIEGELEISN, ETC	34 389	38 481	20 545
122 TOBACCO, MANUFACTURED	2 159	861	454	672 INGOTS ETC. IRON OR STEEL	23 481	9 739	5 189
211 HIDES, SKINS (EX. FURS), RAW	156 165	47 134	25 109	673 FLAT-ROLLED IRON ETC.	4 756 862	415 242	220 925
212 FURSKINS, RAW	3	71	38	674 FLAT-ROLLED PLATED IRON	1 446 923	199 335	105 848
222 OILSEED (SFT. FIX VEG. OIL)	265 400	12 883	6 725	675 FLAT-ROLLED, ALLOY STEEL	567 448	134 837	71 634
223 OILSEED (OTH. FIX. VEG. OIL)	2 597	1 156	1 036	676 IRON, STL. BAR, SHAPES ETC.	1 325 272	232 084	123 471
231 NATURAL RUBBER, ETC.	682	1 156	81	677 RAILWAY TRACK IRON, STEEL	32 043	3 863	2 037
232 SYNTHETIC RUBBER, ETC.	40 786	2 830	1 509	678 WIRE OF IRON OR STEEL	298 508	45 814	24 399
246 WOOD IN CHIPS, PARTICLES	393 756	2 833	1 506	679 TUBES, PIPES, ETC. IRON, STL	1 115 246	251 962	133 916
247 WOOD ROUGH, ROUGH SQUARED	120 204	5 385	2 873	681 SILVER, PLATINUM, ETC.	1 783	60 308	32 137
248 WOOD, SIMPLY WORKED	3 618 669	245 920	130 808	682 COPPER	213 975	143 666	76 434
251 PULP AND WASTE PAPER	162 850	17 649	9 430	683 NICKEL	3 123	8 645	4 550
263 COTTON	27 096	2 457	1 306	684 ALUMINIUM	639 913	421 465	223 777
265 VEGETABLE TEXTILE FIBRES	3 955	1 416	749	685 LEAD	1 279	286	148
266 SYNTHETIC FIBRES	87 463	32 301	17 160	686 ZINC	6 256	2 547	1 359
267 OTHER MAN-MADE FIBRES	220 450	85 898	45 761	687 TIN	418	547	240
268 WOOL, OTHER ANIMAL HAIR	2 080	634	367	688 MISC. NON-FERR. BASE METAL	18 921	42 013	22 488
269 WORN CLOTHING, TEXTL. ARTL	12 970	933	498	691 METALLIC STRUCTURES NES	528 014	220 150	116 820
273 STONE, SAND AND GRAVEL	13 720 565	59 360	31 574	692 CONTAINERS, STORAGE, TRNSP	100 535	55 609	29 561
277 NATURAL ABRASIVES, NES	2 978	203	106	693 WIRE PRODUCTS EXCL. ELECT	39 378	13 150	6 971
278 OTHER CRUDE MINERALS	3 320 367	57 359	30 428	694 NAILS, SCREWS, NUTS, ETC.	77 354	40 860	21 703
282 FERROUS WASTE AND SCRAP	170 510	15 908	8 453	695 TOOLS	36 988	153 853	81 759
285 ALUMINIUM ORE, CONCENTR. ETC	2 153	250	134	696 CUTLERY	571	1 938	1 021
287 ORE, CONCENTR. BASE METALS	893	384	198	697 HOUSEHOLD EQUIPMENT, NES	52 167	34 974	18 644
288 NON-FERROUS WASTE, SCRAP	419 277	89 114	47 319	699 MANUFACT. BASE METAL, NES	454 973	442 068	234 896
289 PREC. METAL ORES, CONCENTR	519	11 931	6 367	711 STEAM GENER. BOILERS, ETC.	4 650	3 624	1 910
291 CRUDE ANIMAL MATERIALS, NES	288 871	9 738	5 181	712 STEAM TURBINES	4 150	17 724	9 453
292 CRUDE VEG. MATERIALS, NES	34 606	8 813	4 747	713 INTRNL COMBUS PSTN ENGIN	663 913	1 584 707	843 062
322 BRIQUETTES, LIGNITE, PEAT	101 520	1 280	683	714 ENGINES, MOTORS NON-ELECT	516	20 075	10 556
325 COKE, SEMI-COKE, RET. CARBN	34 820	548	292	716 ROTATING ELECTRIC PLANT	132 506	138 642	73 873
334 PETROLEUM PRODUCTS	950 335	37 829	20 191	718 OTH. POWR. GENRTRNG. MACHNRY	13 771	36 745	19 488
335 RESIDUAL PETROL. PRODUCTS	624 434	27 771	14 648	721 AGRIC. MACHINES, EX. TRACTR	80 918	80 408	42 748
344 PETROLEUM GASES, NES	4 170	128	66	722 TRACTORS	28 158	37 474	19 833
351 ELECTRIC CURRENT, M/H	3 577 701	499 823	266 029	723 CIVIL ENGINEERING EQUIPT	163 567	169 927	90 595
411 ANIMAL OILS AND FATS	126 030	7 125	3 771	724 TEXTILE, LEATHER MACHINES	28 473	44 958	24 072
421 FIXED VEG. FAT, OILS, SOFT	1 728	398	213	725 PAPER, PULP MILL MACHINES	52 299	107 156	56 581
422 FIXED VEG. FAT, OILS, OTHER	474	642	336	726 PRINTNG. BOOKBINDNG MACHS	28 839	67 244	35 994
431 ANIMAL, VEG. FATS, OILS, NES	69 355	3 820	2 019	727 FOOD-PROCESS. MCH. NON DOM	11 024	38 573	20 601
511 HYDROCARBONS, NES, DERIVTS	97 057	6 953	3 700	728 OTH. MACH. PTS. SPCL INDUST	182 812	377 372	201 466
512 ALCOHOL, PHENOL, ETC. DERIV	2 367	896	478	731 METAL REMOVAL WORK TOOLS	39 881	112 814	60 383
513 CARBOXYLIC ACIDS, DERIVTS	242 765	59 469	31 624	733 MACH-TOOLS, METAL-WORKING	11 499	27 877	14 746
514 NITROGEN-FUNCT. COMPOUNDS	670 473	91 207	48 432	735 PARTS, NES, FOR MACH-TOOLS	17 408	44 470	23 735
515 ORGANO-INORGANIC COMPOUNDS	58 966	26 057	13 839	737 METALWORKING MACHNRY NES	47 523	52 897	28 267
516 OTHER ORGANIC CHEMICALS	136 106	18 348	9 825	741 HEATING, COOLNG EQUIP, PART	134 312	186 318	99 362
522 INORGANIC CHEM. ELEMENTS	1 301 647	60 761	32 776	742 PUMPS FOR LIQUIDS, PARTS	32 852	102 668	54 533
523 METAL. SALTS, INORGAN. ACID	290 686	14 492	7 707	743 PUMPS NES, CENTRIFUGS ETC	152 941	210 889	111 846
524 OTHER CHEMICAL COMPOUNDS	106 128	33 217	17 660	744 MECHANICAL HANDLING EQUIP	196 161	222 322	118 224
525 RADIO-ACTIVE MATERIALS	4 941	4 458	2 386	745 OTH. NONELEC MCH. TOOL, NES	46 541	82 411	43 890
531 SYNTH. COLOURS, LAKES, ETC.	1 049	1 177	618	746 BALL OR ROLLER BEARINGS	63 333	108 390	57 930
533 PIGMENTS, PAINTS, ETC.	595 424	47 568	25 291	747 TAPS, COCKS, VALVES, ETC.	37 035	79 696	42 401
541 MEDICINES, ETC. EXC. GRP542	13 734	184 194	97 893	748 TRANSMISSION SHAFTS ETC	97 752	125 719	66 959
542 MEDICAMENTS	21 262	74 121	39 428	749 NON-ELECT MACH. PARTS, ETC	36 087	93 720	49 747
551 ESSENTL. OIL, PERFUME, FLAVR	3 405	4 873	2 575	751 OFFICE MACHINES	301	2 786	1 467
553 PERFUMERY, COSMETICS, ETC.	20 858	15 533	8 266	752 AUTOMATC. DATA PROC. EQUIP	3 189	65 316	34 988
554 SOAP, CLEANERS, POLISH, ETC	174 722	35 555	19 028	759 PARTS, FOR OFFICE MACHINES	1 840	51 208	27 197
562 FERTILIZER, EXCEPT GRP272	3 264 036	89 310	47 596	761 TELEVISION RECEIVERS ETC	95 920	289 090	154 849
571 POLYMERS OF ETHYLENE	631 169	113 534	60 373	762 RADIO-BROADCAST RECEIVER	3 620	34 312	18 226
572 POLYMERS OF STYRENE	23 068	6 277	3 332	763 SOUND RECORDER, PHONOGRPH	4 745	38 054	20 194
573 POLYMERS, VINYL CHLORIDE	48 421	9 665	5 141	764 TELECOMM. EQUIP. PARTS NES	9 404	149 667	79 593
574 POLYACETAL, POLYCARBONATE	79 733	37 506	19 859	771 ELECT POWER MACHNRY. PARTS	35 454	143 396	76 468
575 OTH. PLASTIC, PRIMARY FORM	1 542 172	187 957	100 050	772 ELEC. SWITCH, RELAY, CIRCUT	36 683	331 177	176 049
579 PLASTIC WASTE, SCRAP ETC	23 781	2 386	1 262	773 ELECTR DISTRIB. EQPT NES	230 503	388 092	206 495
				774 ELECTRO-MEDCL, XRAY EQUIP	1 703	19 345	10 228
				775 DOM. ELEC. NON-ELEC. EQUIPT	187 903	247 230	131 684

7 IMPORTS AND EXPORTS (SPECIAL TRADE) BY COUNTRIES OF PRODUCTION AND CONSUMPTION AND BY GROUPS OF THE SITC-REV. III 1989

GROUP DESCRIPTION	DT = 100 KG	1 000 DM	1 000 \$	GROUP DESCRIPTION	DT = 100 KG	1 000 DM	1 000 \$
776 TRANSISTORS, VALVES, ETC.	12 536	501 795	266 917	265 VEGETABLE TEXTILE FIBRES	3 298	754	398
778 ELECTRIC, MACH. APPART. NES	174 888	232 716	124 073	266 SYNTHETIC FIBRES	78 416	36 494	19 468
781 PASS. MOTOR VEHCLS. EX. BUS	62 190	122 555	65 294	267 OTHER MAN-MADE FIBRES	22 578	12 886	6 842
782 GOODS, SPCL. TRANSPORT VEH	143 602	160 774	85 521	268 WOOL, OTHER ANIMAL HAIR	15 157	21 873	11 608
783 ROAD MOTOR VEHICLES NES	22 069	26 672	14 172	269 WORN CLOTHING, TEXTL. ARTL	2 402	884	472
784 PARTS, TRACTORS, MOTOR VEH	577 236	652 172	346 931	272 FERTILIZERS, CRUDE	65 093	1 773	943
785 CYCLES, MOTORCYCLES ETC.	11 705	31 011	16 437	273 STONE, SAND AND GRAVEL	3 600 076	17 178	9 105
786 TRAILERS, SEMI-TRAILER, ETC	195 310	104 751	55 736	274 SULPHUR, UNRSTD. IRON PYRS	199 607	5 291	2 810
791 RAILWAY VEHICLES, EQUIPNT	29 902	32 622	17 114	277 NATURAL ABRASIVES, NES	1 679	13 377	7 078
792 AIRCRAFT, ASSOCTD. EQUIPNT	1 180	8 623	4 610	278 OTHER CRUDE MINERALS	2 163 412	45 443	24 152
793 SHIP, BOAT, FLOAT, STRUCTRS	9 038	13 108	6 965	281 IRON ORE, CONCENTRATES	43 198	528	287
811 PREFABRICATED BUILDINGS	87 378	31 624	16 778	282 FERROUS WASTE AND SCRAP	512 553	17 634	9 403
812 PLUMBING, SANITARY, EQPT. ETC	242 304	86 350	45 854	285 ALUMINIUM ORE, CONCTR. ETC	1 407 875	63 920	34 010
813 LIGHTING FIXTURES ETC. NES	62 023	118 837	63 064	287 ORE, CONCENTR. BASE METALS	55 466	10 485	5 575
821 FURNITURE, CUSHIONS, ETC.	334 979	382 676	203 631	288 NON-FERROUS WASTE, SCRAP	373 485	96 435	51 240
831 TRUNK, SUIT-CASES, BAG, ETC	1 705	7 902	4 189	291 CRUDE ANIMAL MATERLS. NES	91 138	49 160	22 967
841 MENS, BOYS CLOTHING, X-KNIT	16 013	125 025	66 605	292 CRUDE VEG. MATERIALS, NES	97 122	71 050	37 884
842 WOMEN, GIRL CLOTHING, X-KNIT	20 484	231 716	123 223	321 COAL, NOT AGGLOMERATED	636 678	11 832	6 385
843 MENS, BOYS CLOTHING, KNIT	1 261	10 768	5 705	322 BRIQUETTES, LIGNITE, PEAT	2 222 235	46 389	24 593
844 WOMEN, GIRLS CLOTHING, KNIT	3 611	34 838	18 550	325 COKE, SEMI-COKE, RET. CARBN	1 424 089	37 886	19 969
845 OTHR. TEXTILE APPAREL, NES	11 531	140 346	74 814	334 PETROLEUM PRODUCTS	7 051 221	250 756	133 425
846 CLOTHING ACCESSORS, FABRIC	9 890	52 886	28 190	335 RESIDUAL PETROL. PRODUCTS	2 239 581	75 258	39 682
848 CLOTHING, NONTEXTL; HEADGEAR	10 562	42 883	22 782	342 LIQUEFIED PROPANE, BUTANE	562 502	17 864	9 576
851 FOOTWEAR	71 668	393 490	209 020	344 PETROLEUM GASES, NES			
871 OPTICAL INSTRUMENTS, NES	201	9 319	4 948	351 ELECTRIC CURRENT, MWH	1 981 707	116 325	62 022
872 MEDICAL INSTRUMENTS NES	3 107	34 674	18 526	411 ANIMAL OILS AND FATS	23 100	2 681	1 429
873 METERS, COUNTERS, NES	672	3 245	1 725	421 FIXED VEG. FAT, OILS, SOFT	290 596	28 635	15 194
874 MEASURE, CONTROL INSTRMNT	21 130	261 868	139 623	422 FIXED VEG. FAT, OILS, OTHER	31 403	4 955	2 634
881 PHOTOGRAPH APPAR. ETC. NES	1 079	11 605	6 124	431 ANIMAL, VEG. FATS, OILS, NES	146 279	20 138	10 710
882 PHOTO. CINEMATOGPH. SUPPL	291	24 562	13 051	511 HYDROCARBONS, NES, DERIVTS	1 432 736	141 674	75 133
883 CINE. FILM EXPOSD. DEVELPD	27	485	260	512 ALCOHOL, PHENOL, ETC. DERIV	334 953	55 203	29 309
884 OPTICAL GOODS NES	1 361	83 168	44 192	513 CARBOXYLIC ACIDS, DERIVTS	257 819	63 413	33 724
885 WATCHES AND CLOCKS	425	9 481	5 049	514 NITROGEN-FUNCT. COMPOUNDS	77 989	55 449	29 300
891 ARMS AND AMMUNITION	1 110	10 578	5 643	515 ORGANO-INORGANIC COMPNDS	53 179	50 615	27 004
892 PRINTED MATTER	434 391	267 355	142 655	516 OTHER ORGANIC CHEMICALS	230 771	45 851	24 380
893 ARTICLES, NES, OF PLASTICS	285 874	225 464	120 117	522 INORGANIC CHEM. ELEMENTS	2 257 896	145 715	77 449
894 BABY CARRIAGE, TOYS, GAMES	51 211	182 998	97 464	523 METAL. SALTS, INORGAN. ACID	464 947	47 237	25 096
895 OFFICE, STATIONERY SUPPLS	24 132	29 565	15 792	524 OTHER CHEMICAL COMPOUNDS	39 524	32 536	17 261
896 WORKS OF ART, ANTIQUE ETC	1 716	42 298	22 485	525 RADIO-ACTIVE MATERIALS	243	12 038	6 404
897 GOLD, SILVERWARE, JEWEL NES	1 060	44 979	23 974	531 SYNTH. COLOURS, LAKES, ETC.	57 540	67 672	36 078
898 MUSICAL INSTRUMENTS, ETC.	14 487	59 237	31 534	532 DYEING, TANNING MATERIALS	15 872	4 038	2 154
899 MISC. MANUFACTRD GOODS NES	7 597	36 698	19 521	533 PIGMENTS, PAINTS, ETC.	676 692	291 425	154 701
961 COIN NONGOLD NONCURRENT	97	9 727	5 160	541 MEDICINES, ETC. EXC. GRP542	16 787	158 377	84 314
971 GOLD, NONMONETARY EXCL DRES	96	12 039	6 356	542 MEDICAMENTS	59 663	415 561	221 058
972	5	16 335	8 776	551 ESSENTL. OIL, PERFUME, FLAVR	8 014	23 095	12 285
				553 PERFUMERY, COSMETICS, ETC.	122 861	148 296	78 898
EXPORTS	92 849 397	35 268 573	18 765 231	554 SOAP, CLEANERS, POLISH, ETC	583 995	159 249	84 752
001 LIVE ANIMALS	4 538	6 848	3 643	562 FERTILIZER, EXCEPT GRP272	1 114 933	34 823	18 640
011 BOVINE MEAT	786	170	89	571 POLYMERS OF ETHYLENE	292 603	71 490	38 000
012 OTHER MEAT, MEAT OFFAL	36 937	21 400	11 355	572 POLYMERS OF STYRENE	388 046	119 152	63 307
017 MEAT, OFFL. PRPD, PRSVD, NES	527	756	398	573 POLYMERS, VINYL CHLORIDE	214 161	53 264	28 256
022 MILK AND CREAM	18 212	3 424	1 811	574 POLYACETAL, POLYCARBONATE	389 130	154 647	82 084
023 BUTTER, OTHER FAT OF MILK	396	218	125	575 OTH. PLASTIC, PRIMARY FORM	1 115 072	326 775	173 540
024 CHEESE AND CURD	76 928	49 237	26 192	579 PLASTIC WASTE, SCRAP ETC	79 399	6 325	3 345
025 EGGS, BIRDS, YOLKS, ALBUMIN	23 661	7 079	3 781	581 PLASTIC TUBE, PIPE, HOSE	106 205	98 556	52 265
034 FISH, FRESH, CHILLED, FROZEN	19 271	14 116	7 574	582 PLASTIC PLATE, SHEETS, ETC	420 202	289 566	153 875
035 FISH, DRIED, SALTED, SMOKED	1 662	1 915	1 036	583 MONOFILAMENT OF PLASTICS	64 257	44 025	23 396
036 CRUSTACEANS, MOLLUSCS ETC	1 226	1 424	735	591 INSECTICIDES, ETC.	54 392	47 142	25 103
037 FISH ETC. PREPD, PRSVD. NES	57 944	32 530	17 409	592 STARCHES, INULIN, ETC.	120 100	44 606	23 769
042 RICE	60 409	6 800	3 628	593 EXPLOSIVES, PYROTECHNICS	14 874	19 269	10 259
043 BARLEY, UNMILLED	1 046	92	50	597 PREPD ADDITIVES, LIQUIDS	112 115	43 347	23 089
044 MAIZE UNMILLED	1 145	291	156	598 MISC. CHEMICAL PRODS. NES	1 712 401	348 167	185 058
045 OTHER CEREALS, UNMILLED	1 734	241	129	611 LEATHER	27 012	72 228	38 331
048 CEREAL PREPARATIONS	320 672	129 311	68 540	612 MANUFACT. LEATHER ETC. NES	1 965	4 166	
054 VEGETABLES	85 339	26 279	14 125	613 FURSKINS, TANNED, DRESSED	585	8 141	4 297
056 VEGETABLES, PRPD, PRSVD, NES	31 714	14 452	7 706	621 MATERIALS OF RUBBER	151 563	92 278	49 083
057 FRUIT, NUTS EXCL. OIL NUTS	74 881	21 033	11 211	625 RUBBER TYRES, TUBES, ETC.	220 297	165 292	87 978
058 FRUIT, PRESERVED, PREPARED	29 868	12 565	6 708	629 ARTICLES OF RUBBER, NES	52 681	89 049	47 345
059 FRUIT, VEGETABLE JUICES	19 950	5 812	3 104	633 CORK MANUFACTURES	5 178	7 119	3 785
061 SUGARS, MOLASSES, HONEY	341 974	20 369	10 806	634 VENEERS, PLYWOOD, ETC.	1 159 091	137 286	72 888
062 SUGAR CONFECTIONERY	57 933	30 147	16 078	635 WOOD MANUFACTURES, NES	286 496	125 857	66 913
071 COFFEE, COFFEE SUBSTITUTE	92 864	64 423	34 344	641 PAPER AND PAPERBOARD	2 070 893	431 855	229 716
072 COCOA	35 921	21 221	11 307	642 PAPER, PAPERBOARD, CUT ETC	759 882	317 191	168 894
073 CHOCOLATE, OTH. COCOA PREP	103 556	76 030	40 589	651 TEXTILE YARN	289 757	354 904	189 095
074 TEA AND MATE	3 608	2 797	1 505	652 COTTON FABRICS, WOVEN	62 793	169 827	90 500
075 SPICES	6 363	3 221	1 703	653 FABRICS, MAN-MADE FIBRES	71 651	211 446	112 723
081 ANIMAL FEED STUFF	4 172 364	254 348	135 552	654 OTH. TEXTILE FABRIC, WOVEN	35 571	72 427	38 344
091 MARGARINE AND SHORTENING	23 351	4 209	2 235	655 KNIT. CROCHET, FABRIC NES	47 183	123 101	65 514
098 EDIBLE PROD. PREPRTNS, NES	150 019	133 595	70 867	656 TULLE, LACE, EMBROIDRY, ETC	14 873	57 187	30 450
111 NON-ALCOHOL. BEVERAGE, NES	142 879	15 913	8 475	657 SPECIAL YARN, TXTL. FABRIC	105 144	168 303	89 516
112 ALCOHOLIC BEVERAGES	221 876	28 748	15 318	658 TEXTILE ARTICLES NES	46 051	126 376	67 366
121 TOBACCO, UNMANUFACTURED	5 060	3 561	1 911	659 FLOOR COVERINGS, ETC.	81 579	99 092	52 651
122 TOBACCO, MANUFACTURED	3 026	7 944	4 210	661 LIME, CEMENT, CONSTR. MATRL	309 278	83 857	17 920
211 HIDES, SKINS (EX. FURS), RAW	191 179	73 409	38 971	662 CLAY, REFRCT. CONSTR. MATRL	1 271 316	113 443	60 119
212 FURSKINS, RAW	2	78	42	663 MINERAL MANUFACTURES, NES	1 563 255	202 506	107 603
222 OILSEED (SFT. FIX VEG. OIL)	39 698	5 849	3 111	664 GLASS	670 587	185 627	98 608
223 OILSEED (OTH. FIX. VEG. OIL)	7 302	1 422	750	665 GLASSWARE	285 766	94 922	50 569
231 NATURAL RUBBER, ETC.	19 795	4 692	2 489	666 POTTERY	60 860	64 400	34 321
232 SYNTHETIC RUBBER, ETC.	229 110	45 181	23 976	667 PEARLS, PRECIOUS STONES			
244 CORK, NATURAL, RAW; WASTE	168	78	38	671 PIG IRON, SPIEGELEISN, ETC	349 160	47 265	25 144
245 FUEL WOOD, WOOD CHARCOAL	3 889	431	224	672 INGOTS ETC. IRON OR STEEL	1 535 054	149 333	79 366
246 WOOD IN CHIPS, PARTICLES	2 339 344	22 838	12 139	673 FLAT-ROLLED IRON ETC.	1 327 087	149 178	79 202
247 WOOD ROUGH, ROUGH SQUARED	10 360 276	190 735	101 269	674 FLAT-ROLLED PLATED IRON	741 601	112 780	59 816
248 WOOD, SIMPLY WORKED	875 895	100 643	53 466	675 FLAT-ROLLED, ALLOY STEEL	429 998	167 040	88 679
251 PULP AND WASTE PAPER	3 431 079	88 841	47 266	676 IRON, STL. BAR, SHAPES ETC.	1 459 083	189 298	100 565
261 SILK	200	412	218	677 RAILWAY TRACK IRON, STEEL	33 534	6 754	3 576
263 COTTON	26 883	8 886	4 745	678 WIRE OF IRON OR STEEL	186 283	36 777	19 521
264 JUTE, OTH. TEXTL. BAST FIBR	247	100	51	679 TUBES, PIPES, ETC. IRON, STL	989 431	284 513	151 039
				681 SILVER, PLATINUM, ETC.	1 231	45 696	24 487

7 IMPORTS AND EXPORTS (SPECIAL TRADE) BY COUNTRIES OF PRODUCTION AND CONSUMPTION AND BY GROUPS OF THE SITC-REV. III 1989

GROUP DESCRIPTION	DT = 100 KG	1 000 DM	1 000 \$	GROUP DESCRIPTION	DT = 100 KG	1 000 DM	1 000 \$
682 COPPER	597 282	430 304	228 561	871 GOLD, NONMONTRY EXCL ORES	14	20 897	11 243
683 NICKEL	6 151	22 216	11 808	872	7	17 517	9 400
684 ALUMINIUM	988 936	472 898	251 495				
685 LEAD	206 484	29 224	15 645	ANDORRA			
686 ZINC	86 088	33 743	17 925	IMPORTS	278	3 017	1 611
687 TIN	4 745	7 324	3 899				
689 MISC. NON-FERR. BASE METAL	7 019	12 965	6 926	687 TIN	155	479	261
691 METALLIC STRUCTURES NES	447 235	218 883	116 233	728 OTH. MACH. PTS. SPCL INDUST	6	62	33
692 CONTAINERS, STORAGE, TRANSP	264 679	142 586	75 792	772 ELEC. SWITCH. RELAY. CIRCUIT	23	1 561	830
693 WIRE PRODUCTS EXCL. ELECT	280 287	62 729	33 309				
694 NAILS, SCREWS, NUTS, ETC.	199 453	146 598	77 891	EXPORTS	35 373	98 208	51 980
695 TOOLS	67 857	260 916	138 834				
696 CUTLERY	7 412	40 077	21 311	001 LIVE ANIMALS	382	85	44
697 HOUSEHOLD EQUIPMENT, NES	131 501	134 299	71 447	017 MEAT, OFFL. PRPD, PRSVD, NES	1 444	279	150
699 MANUFACT. BASE METAL, NES	716 343	602 804	320 229	024 CHEESE AND CURD	1 144	575	304
700 CPL IND PLANT (84/85/87)	3 642	19 728	10 552	037 FISH ETC. PRPD, PRSVD, NES	65	117	61
711 STEAM GENER. BOILERS, ETC.	5 484	8 272	4 386	048 CEREAL PREPARATIONS	879	335	178
712 STEAM TURBINES	1 530	14 800	7 714	056 VEGETABLES, PRPD, PRSVD, NES	243	86	36
713 INTRNL COMBUS PSTN ENGIN	782 766	673 074	358 383	062 SUGAR CONFECTIONERY	314	108	540
714 ENGINES, MOTORS NON-ELECT	279	13 313	7 149	073 CHOCOLATE, OTH. COCOA PREP	1 276	1 009	540
716 ROTATING ELECTRIC PLANT	75 314	157 667	83 841	081 ANIMAL FEED STUFF	20	58	31
718 OTH. POWR. GENRTNG. MACHNRY	26 397	72 619	38 615	112 ALCOHOLIC BEVERAGES	2 844	1 042	552
721 AGRIC. MACHINES, EX. TRACTR	139 988	157 753	83 533	121 TOBACCO, UNMANUFACTURED	1 175	1 008	528
722 TRACTORS	66 429	83 897	44 651	122 TOBACCO, MANUFACTURED	1 454	4 459	2 344
723 CIVIL ENGINEERING EQUIPT	246 398	241 999	128 477	248 WOOD, SIMPLY WORKED	451	65	36
724 TEXTILE, LEATHER MACHINES	62 278	209 714	111 273	512 ALCOHOL, PHENOL, ETC. DERIV	195	72	37
725 PAPER, PULP MILL MACHINES	54 150	118 071	62 898	515 ORGANIC, INORGANIC COMPNDS	7	400	208
726 PRINTNG, BOOKBINDNG MACHS	48 624	169 666	90 702	541 MEDICINES, ETC. EXC. GRP542	10	266	137
727 FOOD-PROCESS. MCH. NON DOM	15 801	66 181	35 246	542 MEDICAMENTS	29	280	150
728 OTH. MACH. PTS. SPCL INDUST	259 022	646 579	344 135	554 SOAP, CLEANERS, POLISH, ETC	126	126	68
731 METAL REMOVAL WORK TOOLS	68 208	288 708	155 000	582 PLASTIC PLATE, SHEETS, ETC	267	234	127
733 MACH-TOOLS, METAL-WORKING	39 765	76 951	41 031	598 MISC. CHEMICAL PRODTS, NES	50	99	54
735 PARTS, NES, FOR MACH-TOOLS	30 950	128 106	68 202	613 FURSKINS, TANNED, DRESSED		117	61
737 METALWORKING MACHNRY NES	70 412	91 491	48 714	625 RUBBER TYRES, TIES, ETC.	40	57	31
741 HEATING, COOLNG EQUIP, PART	63 769	255 901	135 136	642 PAPER, PAPERBOARD, CUT ETC	3 899	2 267	1 194
742 PUMPS FOR LIQUIDS, PARTS	150 683	331 231	176 162	651 TEXTILE YARN	105	166	86
743 PUMPS, NES, CENTRIFUGS ETC	241 843	337 118	179 421	658 TEXTILE ARTICLES NES	65	175	92
744 MECHANICAL HANDLING EQUIP	117 005	350 310	186 485	659 FLOOR COVERINGS, ETC.	133	418	224
745 OTH. NONELEC MCH. TOOL, NES	57 806	129 107	68 644	662 CLAY, REFRACT. CONSTR. MATRL	257	59	32
746 BALL OR ROLLER BEARINGS	89 934	333 004	177 196	665 GLASSWARE	263	303	159
747 TAPS, COCKS, VALVES, ETC.	226 296	261 677	139 331	666 POTTERY	96	209	111
748 TRANSMISSIONS SHAFTS ETC	87 882	230 995	122 889	667 PEARLS, PRECIOUS STONES			
749 NON-ELECT MACH. PARTS, ETC	11 814	78 036	41 574	684 ALUMINIUM	533	3/6	200
751 OFFICE MACHINES	25 111	469 578	250 284	687 TIN	100	150	82
752 AUTOMATC. DATA PROC. EQUIP	7 515	284 508	151 513	691 METALLIC STRUCTURES NES	231	225	122
759 PARTS, FOR OFFICE MACHINS	49 276	160 213	85 366	695 TOOLS	51	259	133
761 TELEVISION RECEIVERS ETC	5 214	40 572	21 636	696 CUTLERY	118	1 231	645
762 RADIO-BROADCAST RECEIVER	3 020	25 579	13 615	697 HOUSEHOLD EQUIPMENT, NES	274	644	337
763 SOUND RECORDER, PHONOGRPH	78 344	539 979	288 826	699 MANUFACT. BASE METAL, NES	93	152	79
764 TELECOMM. EQUIP. PARTS NES	50 544	159 439	84 942	713 INTRNL COMBUS PSTN ENGIN	42	104	55
771 ELECT POWER MACHNY, PARTS	130 633	689 930	367 119	722 TRACTORS	105	188	104
772 ELEC. SWITCH. RELAY. CIRCUIT	247 339	290 458	154 548	723 CIVIL ENGINEERING EQUIPT	19	75	37
773 ELECTR. DISTRIB. EQPT NES	4 257	93 903	50 068	725 PAPER, PULP MILL MACHINES	35	81	43
774 ELECTRO-MEDCL. XRAY EQUIP	390 767	532 461	283 323	726 PRINTNG, BOOKBINDNG MACHS	416	1 819	981
775 DOM. ELEC. NON-ELEC. EQUIPT	36 518	558 702	296 987	728 OTH. MACH. PTS. SPCL INDUST	5	101	54
776 TRANSISTORS, VALVES, ETC.	150 430	522 384	278 245	731 METAL REMOVAL WORK TOOLS	15	111	60
778 ELECTRIC MACH. APPART. NES	1 238 224	2 452 126	1 302 930	741 HEATING, COOLNG EQUIP, PART			
781 PASS. MOTOR VEHCLS. EX. BUS	329 935	483 710	257 404	743 PUMPS, NES, CENTRIFUGS ETC	28	64	34
782 GOODS, SPCL TRANSP. VEH	78 531	175 835	94 035	745 OTH. NONELEC MCH. TOOL, NES	91	175	93
783 ROAD MOTOR VEHICLES NES	753 496	1 010 409	537 263	747 TAPS, COCKS, VALVES, ETC.	42	123	65
784 PARTS, TRACTORS, MOTOR VEH	44 026	80 641	42 937	749 NON-ELECT MACH. PARTS, ETC	22	119	66
785 CYCLES, MOTORCYCLES ETC.	248 346	180 981	96 238	751 OFFICE MACHINES	6	1 007	523
786 TRAILERS, SEMI-TRAILR, ETC	97 047	81 397	43 358	761 TELEVISION RECEIVERS ETC	370	2 027	1 084
791 RAILWAY VEHICLES, EQUIPNT	613	13 438	7 162	762 RADIO-BROADCAST RECEIVER	505	4 309	2 269
792 AIRCRAFT, ASSCOTD. EQUIPNT	5 432	9 294	4 903	763 SOUND RECORDER, PHONOGRPH	347	7 823	4 117
793 SHIP, BOAT, FLOAT. STRUCTRS	11	339	185	764 TELECOMM. EQUIP. PARTS NES	290	8 624	4 579
800 CPL IND PLANT CHAP 90/94	100 220	27 906	14 842	771 ELECT POWER MACHNY, PARTS	28	150	83
811 PREFABRICATED BUILDINGS	156 872	151 181	80 342	772 ELEC. SWITCH. RELAY. CIRCUIT	8	239	129
812 PLUMBNG, SANITRY, EQPT. ETC	65 334	151 338	80 619	775 DOM. ELEC. NON-ELEC. EQUIPT	661	2 698	1 432
813 LIGHTNG FIXTURES ETC. NES	1 302 118	887 568	472 416	776 TRANSISTORS, VALVES, ETC.	14	626	339
821 FURNITURE, CUSHIONS, ETC.	18 797	64 819	34 517	778 ELECTRIC MACH. APPART. NES	237	738	384
831 TRUNK, SUIT-CASES, BAG, ETC	27 140	266 685	141 976	781 PASS. MOTOR VEHCLS. EX. BUS	7 719	24 830	13 165
841 MENS, BOYS CLOTHNG, X-KNIT	47 091	596 399	317 545	782 GOODS, SPCL TRANSP. VEH	1 234	1 389	748
842 WOMEN, GIRL CLOTHNG, XKNIT	3 219	20 134	10 706	783 ROAD MOTOR VEHICLES NES	785	1 490	785
843 MENS, BOYS CLOTHING, KNIT	13 210	111 204	59 147	784 PARTS, TRACTORS, MOTOR VEH	951	2 380	1 259
844 WOMEN, GIRLS CLOTHING, KNIT	34 005	289 641	154 026	785 CYCLES, MOTORCYCLES ETC.	54	249	127
845 OTHR. TEXTILE APPAREL, NES	13 562	90 606	48 205	786 TRAILERS, SEMI-TRAILR, ETC	101	106	56
846 CLOTHING ACCESSRS, FABRIC	14 462	127 286	67 744	813 LIGHTNG FIXTURES ETC. NES	35	348	186
848 CLOTHNG, NONXTXL; HEADGEAR	63 432	256 232	135 902	821 FURNITURE, CUSHIONS, ETC.	167	339	180
851 FOOTWEAR	971	30 740	16 413	831 TRUNK, SUIT-CASES, BAG, ETC	61	272	140
871 OPTICAL INSTRUMENTS, NES	26 612	176 746	94 191	841 MENS, BOYS CLOTHNG, X-KNIT	12	126	144
872 MEDICAL INSTRUMENTS NES	6 481	36 740	19 545	842 WOMEN, GIRL CLOTHNG, XKNIT	18	1 492	793
873 METERS, COUNTERS, NES	37 467	520 328	277 093	844 WOMEN, GIRLS CLOTHING, KNIT	1	99	46
874 MEASURE, CONTROL INSTRMNT	6 632	54 005	28 758	845 OTHR. TEXTILE APPAREL, NES	19	561	294
881 PHOTOGRAPH APPAR. ETC. NES	61 829	174 277	92 579	846 CLOTHING ACCESSRS, FABRIC	41	580	299
882 PHOTO. CINEMATOGRPH. SUPPL	274	3 352	1 798	848 CLOTHNG, NONXTXL; HEADGEAR	11	727	385
883 CINE. FILM EXPOSD. DEVELPD	4 468	183 664	97 796	851 FOOTWEAR	25	225	116
884 OPTICAL GOODS NES	5 039	53 509	28 474	871 OPTICAL INSTRUMENTS, NES	17	326	168
885 WATCHES AND CLOCKS	3 898	18 898	10 076	872 MEDICAL INSTRUMENTS NES	14	352	184
891 ARMS AND AMMUNITION	887 712	862 064	459 295	874 MEASURE, CONTROL INSTRMNT	14	300	158
892 PRINTED MATTER	487 894	488 612	259 805	881 PHOTOGRAPH APPAR. ETC. NES	115	1 089	600
893 ARTICLES, NES, OF PLASTICS	114 485	186 656	99 483	884 OPTICAL GOODS NES	4	266	142
894 BABY CARRIAGE, TOYS, GAMES	19 289	54 864	29 160	885 WATCHES AND CLOCKS	70	475	258
895 OFFICE, STATIONERY SUPPLS	1 431	139 941	74 693	891 ARMS AND AMMUNITION	103	792	418
896 WORKS OF ART, ANTIQUE ETC	1 204	186 924	99 423	892 PRINTED MATTER	64	100	53
897 GOLD, SILVERWARE, JEWEL NES	47 914	229 976	122 750	893 ARTICLES, NES, OF PLASTICS	50	170	89
898 MUSICAL INSTRUMENTS, ETC.	91 553	137 909	73 328	894 BABY CARRIAGE, TOYS, GAMES	206	1 211	639
899 MISC MANUFACTD GOODS NES	143	11 282	6 032	895 OFFICE, STATIONERY SUPPLS	38	1 317	709

7 IMPORTS AND EXPORTS (SPECIAL TRADE) BY COUNTRIES OF PRODUCTION AND CONSUMPTION AND BY GROUPS OF THE SITC-REV. III 1989

GROUP DESCRIPTION	DT = 100 KG	1 000 DM	1 000 \$	GROUP DESCRIPTION	DT = 100 KG	1 000 DM	1 000 \$
896 WORKS OF ART,ANTIQUE ETC		110	59	742 PUMPS FOR LIQUIDS,PARTS	24	634	340
897 GOLD,SILVERWARE,JEWEL NES		544	283	745 OTH.NONELEC MCH,TOOL,NES	10	165	90
898 MUSICAL INSTRUMENTS,ETC.	1 569	4 795	2 548	747 TAPS,COCKS,VALVES,ETC.	6	74	40
899 MISC MANUFCTRD GOODS NES	53	250	134	748 TRANSMISSIONS SHAFTS ETC	65	167	88
961 COIN NONGOLD NONCURRENT	2	542	282	749 NON-ELECT MACH.PARTS,ETC	150	3 255	1 743
				761 TELEVISION RECEIVERS ETC	273	697	400
GIBRALTAR				771 ELECT POWER MACHNY,PARTS	91	1 491	793
IMPORTS	2 251	1 197	647	772 ELEC.SWITCH,RELAY,CIRCUIT	1 617	14 349	7 629
288 NON-FERROUS WASTE,SCRAP	1 445	466	251	775 DOM.ELEC.NON-ELEC,EQUIPT	231	1 991	1 058
658 TEXTILE ARTICLES NES	281	426	229	776 TRANSISTORS,VALVES,ETC.	979	31 489	16 737
EXPORTS	126 550	45 236	23 704	778 ELECTRIC MACH.APPART,NES	10	190	99
022 MILK AND CREAM	1 656	233	125	781 PASS.MOTOR VEHCLS.EX.BUS	38	113	61
048 CEREAL PREPARATIONS	244	96	52	784 PARTS,TRACTORS,MOTOR VEH	109	591	316
061 SUGARS,MOLASSES,HONEY	8 385	537	285	792 AIRCRAFT,ASSOCTD.EQUIPNT	69	36	36
112 ALCOHOLIC BEVERAGES	1 784	394	210	813 LIGHTNG FIXTURES ETC.NES	138	70	38
282 FERROUS WASTE AND SCRAP	5 086	123	66	821 FURNITURE,CUSHIONS,ETC.	24	93	50
553 PERFUMERY,COSMETICS,ETC.	138	150	80	831 TRUNK,SUIT-CASES,BAG,ETC	420	1 397	751
598 MISC.CHEMICAL PRODS,NES	283	61	32	841 MENS,BOYS CLOTHNG,X-KNIT	14 115	76 916	40 891
653 FABRICS,MAN-MADE FBRES	20	87	44	842 WOMEN,GIRL CLOTHNG,XKNIT	7 134	45 467	24 179
659 FLOOR COVERINGS, ETC.	10	74	40	843 MENS,BOYS CLOTHING,KNIT	259	1 010	539
691 METALLIC STRUCTURES NES	50	103	55	844 WOMEN,GIRLS CLOTHNG.KNIT	1 770	11 781	6 263
699 MANUFACTS.BASE METAL,NES	1 241	337	177	845 OTHR.TEXTILE APPAREL,NES	2 969	11 086	5 920
713 INTRNL COMBUS PSTN ENGIN	29	324	171	846 CLOTHING ACCESSRS,FABRIC	81	391	206
742 PUMPS FOR LIQUIDS,PARTS	16	58	32	848 CLOTHING,NONTXTL;HEADGEAR	230	6 009	3 170
745 OTH.NONELEC MCH,TOOL,NES	14	64	36	851 FOOTWEAR	1 828	32 275	17 148
749 NON-ELECT MACH.PARTS,ETC	19	103	55	871 OPTICAL INSTRUMENTS,NES	3	111	58
761 TELEVISION RECEIVERS ETC	132	403	217	874 MEASURE,CONTROL INSTRMNT	36	382	201
764 TELECOMM.EQUIP.PARTS NES	13	70	39	884 OPTICAL GOODS NES	810	43 980	23 389
775 DOM.ELEC.NON-ELEC.EQUIPT	58	200	107	885 WATCHES,AND CLOCKS	1 684	6 328	3 362
778 ELECTRIC MACH.APPART,NES	52	102	51	893 ARTICLES,NES,OF PLASTICS	685	3 947	2 111
781 PASS.MOTOR VEHCLS.EX.BUS	4 450	15 366	8 259	894 BABY CARRIAGE,TOYS,GAMES	12 610	28 811	15 327
784 PARTS,TRACTORS,MOTOR VEH	43	155	82	896 WORKS OF ART,ANTIQUE ETC	1	558	298
793 SHIP,BOAT,FLOAT,STRUCTRS	101 190	12 879	6 501	899 MISC MANUFCTRD GOODS NES	4	262	136
821 FURNITURE,CUSHIONS,ETC.	110	172	93	971 GOLD,NONMONTRY EXCL ORES		141	77
842 WOMEN,GIRL CLOTHNG,XKNIT		261	130	EXPORTS	328 399	369 112	196 213
845 OTHR.TEXTILE APPAREL,NES		83	42	011 BOVINE MEAT	11 345	3 068	1 605
871 OPTICAL INSTRUMENTS,NES		68	36	022 MILK AND CREAM	15 026	2 691	1 425
874 MEASURE,CONTROL INSTRMNT		149	80	024 CHEESE AND CURD	9 995	5 497	2 940
881 PHOTOGRAPH APPAR.ETC.NES	2	63	33	037 FISH ETC.PRPD,PRSD,NES	232	135	74
885 WATCHES AND CLOCKS	2	135	70	041 WHEAT, MESLIN, UNMILLED	14 598	502	260
895 OFFICE,STATIONERY SUPPLS	1	115	62	048 CEREAL PREPARATIONS	6 341	1 191	645
971 GOLD,NONMONTRY EXCL ORES	5	10 330	5 443	054 VEGETABLES	70	71	37
				056 VEGETABLES,PRPD,PRSD,NES	1 469	564	300
VATICAN CITY				058 FRUIT,PRESERVED,PREPARED	1 903	764	408
IMPORTS	29	1 801	939	061 SUGARS,MOLASSES,HONEY	174	90	47
764 TELECOMM.EQUIP.PARTS NES	2	119	60	062 SUGAR CONFECTIONERY	682	277	148
896 WORKS OF ART,ANTIQUE ETC	13	1 613	847	071 COFFEE,COFFEE SUBSTITUTE	124	204	109
EXPORTS	19 049	2 321	1 230	073 CHOCOLATE,OTH.COCOA PREP	1 296	1 228	659
024 CHEESE AND CURD	592	313	167	081 ANIMAL FEED STUFF	27 765	1 674	880
061 SUGARS,MOLASSES,HONEY	17 775	1 132	603	098 EDIBLE PROD.PREPRNTS,NES	2 675	2 222	1 165
542 MEDICAMENTS	2	71	37	111 NON-ALCOHOL.BEVERAGE,NES	689	74	40
764 TELECOMM.EQUIP.PARTS NES	15	253	134	112 ALCOHOLIC BEVERAGES	1 083	271	142
821 FURNITURE,CUSHIONS,ETC.	35	80	41	122 TOBACCO, MANUFACTURED	71	157	85
874 MEASURE,CONTROL INSTRMNT	2	73	37	232 SYNTHETIC RUBBER, ETC.	975	572	304
892 PRINTED MATTER	11	62	35	278 OTHER CRUDE MINERALS	3 838	129	65
				292 CRUDE VEG.MATERIALS, NES	57	57	31
MALTA				334 PETROLEUM PRODUCTS	431	105	53
IMPORTS	66 588	358 178	190 478	335 RESIDUAL PETROL.PRODUCTS	1 442	191	100
059 FRUIT, VEGETABLE JUICES	3 489	638	343	421 FIXED VEG.FAT,OILS, SOFT	4 458	54	30
121 TOBACCO, UNMANUFACTURED	103	715	385	431 ANIMAL,VEG.FATS,OILS,NES	4 192	502	262
282 FERROUS WASTE AND SCRAP	304	83	43	511 HYDROCARBONS,NES,DERIVTS	365	59	30
288 NON-FERROUS WASTE,SCRAP	1 225	377	202	513 CARBOXYLIC ACIDS,DERIVTS	236	147	79
289 PREC.METAL ORES,CONCTRTS	9	55	31	514 NITROGEN-FUNCT.COMPOUNDS	1 419	1 070	569
542 MEDICAMENTS	230	1 019	536	515 ORGANO-INORGANIC COMPNDS	84	309	163
553 PERFUMERY,COSMETICS,ETC.	1 439	955	507	522 INORGANIC CHEM.ELEMENTS	2 059	395	210
582 PLASTIC PLATE,SHEETS,ETC	110	297	163	523 METAL.SALTS,INORGAN.ACID	4 960	763	402
598 MISC.CHEMICAL PRODS,NES	19	94	48	524 OTHER CHEMICAL COMPOUNDS	410	502	265
611 LEATHER	30	70	38	525 SYNTH.COLOURS,LAKES,ETC.	67	171	92
612 MANUFACT. LEATHER ETC.NES	13	122	68	533 PIGMENTS, PAINTS, ETC.	2 666	1 970	1 031
613 FURSKINS,TANNED,DRESSED	11	372	194	541 MEDICINES,ETC.EXC.GRPS42	248	492	261
625 RUBBER TYRES,TUBES,ETC.	684	593	315	542 MEDICAMENTS	561	4 066	2 151
629 ARTICLES OF RUBBER, NES	881	14 514	7 726	551 ESSNTL.OIL,PERFUME,FLAVR	341	1 139	606
651 TEXTILE YARN	38	84	47	553 PERFUMERY,COSMETICS,ETC.	2 673	2 650	1 421
653 FABRICS,MAN-MADE FBRES	43	107	56	554 SOAP,CLEANERS,POLISH,ETC	4 820	1 595	847
655 KNIT,CROCHET.FABRIC NES	510	573	302	571 POLYMERS OF ETHYLENE	2 696	620	333
657 SPECIAL YARN,TXTL.FABRIC	94	375	201	572 POLYMERS OF STYRENE	8 715	3 460	1 842
663 MINERAL MANUFACTURES,NES	1 379	749	406	573 POLYMERS,VINYL CHLORIDE	2 423	461	240
664 GLASS	30	100	58	574 POLYACETAL,POLYCARBONATE	1 618	654	351
679 TUBES,PIPES,ETC.IRON,STL	657	268	143	575 OTH.PLASTIC,PRIMARY FORM	13 706	6 527	3 493
684 ALUMINIUM	192	125	66	581 PLASTIC TUBE,PIPE,HOSE	2 290	433	224
694 NAILS,SCREWS,NUTS,ETC.	17	120	64	582 PLASTIC PLATE,SHEETS,ETC	2 516	2 047	1 083
695 TOOLS	64	780	410	583 MONOFILAMENT OF PLASTICS	280	220	119
699 MANUFACTS.BASE METAL,NES	1 535	2 244	1 191	591 INSECTICIDES, ETC.	343	475	253
714 ENGINES,MOTORS NON-ELECT	3	860	450	592 STARCHES,INULIN,ETC.	976	690	363
716 ROTATING ELECTRIC PLANT	1 358	264	137	597 PREPRD ADDITIVES,LIQUIDS	191	150	80
724 TEXTILE,LEATHER MACHINES	57	68	35	598 MISC.CHEMICAL PRODS,NES	2 560	3 102	1 640
728 OTH.MACH,PTS,SPCL INDUST	444	314	158	611 LEATHER	2 790	21 492	11 491
731 METAL REMOVAL WORK TOOLS	9	66	33	612 MANUFACT. LEATHER ETC.NES	26	142	75
735 PARTS,NES,FOR MACH-TOOLS	8	75	37	613 FURSKINS,TANNED,DRESSED	89	2 191	1 154
				621 MATERIALS OF RUBBER	65	147	82
				625 RUBBER TYRES,TUBES,ETC.	1 518	886	475
				629 ARTICLES OF RUBBER, NES	163	632	337
				634 VENEERS, PLYWOOD, ETC.	3 337	801	426
				635 WOOD MANUFACTURES, NES	438	179	93
				641 PAPER AND PAPERBOARD	6 271	1 662	871
				642 PAPER,PAPERBOARD,CUT ETC	7 984	3 157	1 666
				651 TEXTILE YARN	756	3 688	1 957

7 IMPORTS AND EXPORTS (SPECIAL TRADE) BY COUNTRIES OF PRODUCTION AND CONSUMPTION AND BY GROUPS OF THE SITC-REV. III 1989

GROUP DESCRIPTION	DT = 100 KG	1 000 DM	1 000 \$	GROUP DESCRIPTION	DT = 100 KG	1 000 DM	1 000 \$
652 COTTON FABRICS, WOVEN	11 251	21 157	11 238	898 MUSICAL INSTRUMENTS, ETC.	440	1 118	591
653 FABRICS, MAN-MADE FIBRES	8 149	28 206	14 981	899 MISC MANUFACTURED GOODS NES	979	4 183	2 212
654 OTH. TEXTILE FABRIC, WOVEN	1 979	9 700	5 133	971 GOLD, NONMONETARY EXCL DRES		772	408
655 KNIT, CROCHET, FABRIC NES	1 984	5 163	2 728				
656 TULLE, LACE, EMBROIDRY, ETC	209	1 394	714	YUGOSLAVIA			
657 SPECIAL YARN, TEXTIL. FABRIC	3 222	8 709	4 592				
658 TEXTILE ARTICLES NES	174	515	271	IMPORTS	17 334 054	6 350 062	3 379 840
659 FLOOR COVERINGS, ETC.	73	126	67				
662 CLAY, REFRCT. CONSTR. MATRL	4 349	688	367	001 LIVE ANIMALS	403	156	82
663 MINERAL MANUFACTURES, NES	2 115	1 020	539	011 BOVINE MEAT	4 864	3 699	2 002
664 GLASS	499	107	57	012 OTHER MEAT, MEAT OFFAL	33 870	20 383	10 805
665 GLASSWARE	283	597	314	016 MEAT, ED. OFFL, DRY, SLT, SMK	240	291	158
666 POTTERY	485	786	418	017 MEAT, OFFL. PRPD, PRSVD, NES	47 735	15 933	8 456
667 PEARLS, PRECIOUS STONES				034 FISH, FRESH, CHILLED, FROZEN	4 328	2 271	1 219
673 FLAT-ROLLED IRON ETC.	4 482	486	259	041 WHEAT, MESLIN, UNMILLED	8 000	304	153
674 FLAT-ROLLED PLATED IRON	13 394	1 707	903	044 MAIZE UNMILLED	7 370	1 464	791
675 FLAT-ROLLED, ALLOY STEEL	7 850	4 216	2 227	054 VEGETABLES	116 388	42 295	22 660
676 IRON, STL. BAR, SHAPES ETC.	185	169	88	056 VEGETABLES, PRPD, PRSVD, NES	135 820	15 647	8 417
678 WIRE OF IRON OR STEEL	122	249	129	057 FRUIT, NUTS EXCL. OIL NUTS	95 968	7 814	4 069
679 TUBES, PIPES, ETC. IRON, STL	911	204	106	058 FRUIT, PRESERVED, PREPARED	451 269	74 288	39 626
681 SILVER, PLATINUM, ETC.	11	555	299	059 FRUIT, VEGETABLE JUICES	61 646	9 775	5 208
682 COPPER	1 249	1 181	631	061 SUGARS, MOLASSES, HONEY	2 992	1 112	593
683 NICKEL	55	337	178	062 SUGAR CONFECTIONERY	12 149	2 943	1 562
684 ALUMINIUM	668	644	333	073 CHOCOLATE, OTH. COCOA PREP	3 672	1 084	582
691 METALLIC STRUCTURES NES	1 008	493	264	075 SPICES	14 052	4 052	2 520
692 CONTAINERS, STORAGE, TRNSP	771	829	443	081 ANIMAL FEED STUFF	288 949	9 455	5 132
693 WIRE PRODUCTS EXCL. ELECT	264	128	66	098 EDIBLE PRD. PREPRTNS, NES	5 374	1 148	614
694 NAILS, SCREWS, NUTS, ETC.	1 094	1 620	853	111 NON-ALCOHOL. BEVERAGE, NES	19 633	627	330
695 TOOLS	859	5 602	2 958	112 ALCOHOLIC BEVERAGES	339 210	37 139	19 817
696 CUTLERY	226	1 106	595	121 TOBACCO, UNMANUFACTURED	9 796	6 389	3 404
697 HOUSEHOLD EQUIPMENT, NES	924	788	415	211 HIDES, SKINS (EX. FURS), RAW	2 313	669	367
699 MANUFACT. BASE METAL, NES	3 751	6 759	3 577	222 OILSEED (SFT. FIX. VEG. OIL)	40 228	2 804	1 492
713 INTRNL COMBUS. PSTN ENGIN	522	3 355	1 851	223 OILSEED (OTH. FIX. VEG. OIL)	6 093	1 067	565
714 ENGINES, MOTORS NON-ELECT	13	2 031	1 096	232 SYNTHETIC RUBBER, ETC.	19 548	2 325	1 241
716 ROTATING ELECTRIC PLANT	275	1 520	812	245 FUEL WOOD, WOOD CHARCOAL	39 748	2 327	1 190
721 AGRIC. MACHINES, EX. TRACTR	563	292	159	247 WOOD ROUGH, ROUGH SQUARED	3 874	358	192
723 CIVIL ENGINEERING EQUIPT	598	821	440	248 WOOD, SIMPLY WORKED	75 099	11 983	6 381
724 TEXTILE, LEATHER MACHINES	1 463	6 166	3 282	251 PULP AND WASTE PAPER			
725 PAPER, PULP MILL MACHINES	53	123	63	264 JUTE, OTH. TEXTIL. BAST FIBR	69	58	30
726 PRINTING, BOOKBINDING MACHS	540	3 951	2 491	265 VEGETABLE TEXTILE FIBRES	29	67	36
727 FOOD-PROCESS. MCH. NON DOM	106	944	499	266 SYNTHETIC FIBRES	35 911	10 474	5 500
728 OTH. MACH. PTS, SPCL INDUSTR	1 195	5 109	2 746	267 OTHER MAN-MADE FIBRES	23 295	7 829	4 159
731 METAL REMOVAL WORK TOOLS	340	1 083	572	268 WOOL, OTHER ANIMAL HAIR	1 258	543	286
733 MACH-TOOLS, METAL-WORKING	113	766	401	269 WORN CLOTHING, TEXTIL. ARTL	3 485	282	149
735 PARTS, NES, FOR MACH-TOOLS	908	2 019	1 066	273 STONE, SAND AND GRAVEL	19 739	751	398
737 METALWORKING MACHINRY NES	1 839	825	435	274 SULPHUR, UNPRSTD. IRON PYRS	293 606	2 510	1 296
741 HEATING, COOLING EQUIP, PART				277 NATURAL ABRASIVES, NES	6 897	797	422
742 PUMPS FOR LIQUIDS, PARTS	126	968	515	278 OTHER CRUDE MINERALS	121 105	1 717	892
743 PUMPS NES, CENTRIFUGS ETC	600	1 437	765	282 FERROUS WASTE AND SCRAP	18 609	3 608	1 924
744 MECHANICAL HANDLING EQUIP	868	1 068	568	287 ORE, CONCENTR. BASE METALS	30 577	1 020	551
745 OTH. NONELEC MCH, TOOL, NES	1 405	3 163	1 660	288 NON-FERROUS WASTE, SCRAP	24 911	8 545	4 654
746 BALL OR ROLLER BEARINGS	55	139	70	289 PREC. METAL DRES. CONCTRIS	418	3 079	1 651
747 TAPS, COCKS, VALVES, ETC.	564	1 789	950	291 CRUDE ANIMAL MATERIALS, NES	29 541	13 023	7 017
748 TRANSMISSIONS SHAFTS ETC	159	859	458	292 CRUDE VEG. MATERIALS, NES	43 799	15 010	8 009
749 NON-ELECT MACH. PARTS, ETC	412	6 147	3 261	334 PETROLEUM PRODUCTS	1 308 718	43 232	23 068
751 OFFICE MACHINES	72	334	183	335 RESIDUAL PETROL. PRODUCTS	179 970	8 629	4 560
752 AUTOMATC. DATA PROC. EQUIP	98	1 486	802	342 LIQUEFIED PROPANE, BUTANE	4 849	166	86
759 PARTS, FOR OFFICE MACHINES	28	653	347	344 PETROLEUM GASES, NES	82 859	2 863	1 561
761 TELEVISION RECEIVERS ETC	829	2 566	1 367	411 ANIMAL OILS AND FATS	15 412	860	461
762 RADIO-BROADCAST RECEIVER	35	222	113	421 FIXED VEG. FAT, OILS, SOFT	20 087	1 660	851
763 SOUND RECORDER, PHONOGRPH	21	202	106	431 ANIMAL, VEG. FATS, OILS, NES	91 760	6 186	3 282
764 TELECOMM. EQUIP. PARTS NES	322	4 506	2 374	511 HYDROCARBONS, NES, DERIVTS	42 179	3 189	1 692
771 ELECT. POWER MACHINRY, PARTS	338	774	421	512 ALCOHOL, PHENOL, ETC. DERIV	46 780	1 622	856
772 ELEC. SWITCH, RELAY, CIRCUIT	691	6 612	3 570	513 CARBOXYLIC ACIDS, DERIVTS	56 601	5 037	2 621
773 ELECTR. DISTRIBUT. EQPT NES	332	1 419	768	514 NITROGEN-FUNCT. COMPOUNDS	33 913	11 147	5 964
774 ELECTRO-MEDCL. XRAY EQUIP	6	271	147	515 ORGANO-INORGANIC COMPNDS	21 243	6 783	3 570
775 DOM. ELEC. NON-ELEC. EQUIPT	3 080	4 178	2 221	516 OTHER ORGANIC CHEMICALS	42 415	3 364	1 777
776 TRANSISTORS, VALVES, ETC.	19	6 749	3 585	522 INORGANIC CHEM. ELEMENTS	99 280	18 879	9 942
778 ELECTRIC MACH. APPARAT. NES	1 514	2 958	1 576	523 METAL. SALTS, INORGAN. ACID	213 106	9 017	4 785
781 PASS. MOTOR VEHCLS. EX. BUS	5 807	13 653	7 256	524 OTHER CHEMICAL COMPOUNDS	34 110	4 092	2 173
782 GOODS, SPCL. TRANSPORT VEH	137	57	30	532 DYEING, TANNING MATERIALS	7 741	1 716	907
784 PARTS, TRACTORS, MOTOR VEH	794	1 971	1 041	533 PIGMENTS, PAINTS, ETC.	139	117	65
786 TRAILERS, SEMI-TRAILR, ETC	96	97	50	541 MEDICINES, ETC. EXC. GRPS 42	11 551	23 547	12 549
792 AIRCRAFT, ASSOCTD. EQUIPNT	43	473	250	542 MEDICAMENTS	60	209	112
793 SHIP, BOAT, FLOAT, STRUCTRS	21 384	1 060	570	551 ESSNTL. OIL, PERFUME, FLAVR	1 509	1 662	880
811 PREFABRICATED BUILDINGS	321	153	88	553 PERFUMERY, COSMETICS, ETC.	3 402	1 433	764
812 PLUMBING, SANITRY, EQPT. ETC	708	531	282	554 SOAP, CLEANERS, POLISH, ETC	58 000	6 305	3 347
813 LIGHTING FIXTURES ETC. NES	294	697	364	562 FERTILIZER, EXCEPT GRP 272	3 403 293	85 860	45 354
821 FURNITURE, CUSHIONS, ETC.	467	926	495	571 POLYMERS OF ETHYLENE	208 650	34 266	18 287
831 TRUNK, SUIT-CASES, BAG, ETC	82	447	232	572 POLYMERS OF STYRENE	10 654	1 953	1 075
841 MENS, BOYS CLOTHING, X-KNIT	2 467	14 910	7 940	573 POLYMERS, VINYL CHLORIDE	27 395	4 531	2 410
842 WOMEN, GIRL CLOTHING, X-KNIT	36	571	296	574 POLYACETAL, POLYCARBONATE	41 727	8 943	4 768
844 WOMEN, GIRLS CLOTHING, KNIT	59	348	189	575 OTH. PLASTIC, PRIMARY FORM	159 079	7 260	3 873
845 OTH. TEXTILE APPAREL, NES	78	725	381	579 PLASTIC WASTE, SCRAP ETC	2 099	150	79
846 CLOTHING ACCESSORS, FABRIC	327	1 636	873	581 PLASTIC TUBE, PIPE, HDSE	993	453	240
848 CLOTHING, NONTEXTIL; HEADGEAR	406	1 601	860	582 PLASTIC PLATE, SHEETS, ETC	37 053	11 564	6 181
851 FOOTWEAR	341	1 451	778	591 INSECTICIDES, ETC.	680	1 665	902
871 OPTICAL INSTRUMENTS, NES	11	420	221	592 STARCHES, INULIN, ETC.	1 427	65	35
872 MEDICAL INSTRUMENTS NES	111	707	373	593 EXPLOSIVES, PYROTECHNICS	16 491	4 041	2 139
874 MEASURE, CONTROL INSTRMNT	92	2 269	1 222	597 PREPRO. ADDITIVES, LIQUIDS	275	75	40
881 PHOTOGRAPH APPAR. ETC. NES	56	701	369	598 MISC. CHEMICAL PRODS. NES	422 041	38 171	20 235
882 PHOTO. CINEMATOGRPH. SUPPL	546	1 224	652	611 LEATHER	7 173	19 187	10 226
884 OPTICAL GOODS NES	528	25 517	13 591	612 MANUFACT. LEATHER ETC. NES	166	248	135
885 MATCHES AND CLOCKS	998	4 101	2 178	613 FURSKINS, TANNED, DRESSED	2 518	6 367	3 418
892 PRINTED MATTER	1 199	1 639	866	621 MATERIALS OF RUBBER	22 245	8 289	4 405
893 ARTICLES, NES, OF PLASTICS	2 655	3 019	1 599	625 RUBBER TYRES, TUBES, ETC.	125 041	57 366	30 483
894 BABY CARRIAGE, TOYS, GAMES	986	1 895	1 003	629 ARTICLES OF RUBBER, NES	58 231	22 359	11 904
895 OFFICE, STATIONERY SUPPLS	173	586	302	633 CORK MANUFACTURES	209	77	40
897 GOLD, SILVERWARE, JEWEL NES	1	271	147	634 VENEERS, PLYWOOD, ETC.	308 075	33 364	17 746

7 IMPORTS AND EXPORTS (SPECIAL TRADE) BY COUNTRIES OF PRODUCTION AND CONSUMPTION AND BY GROUPS OF THE SITC-REV. III 1989

GROUP DESCRIPTION	DT = 100 KG	1 000 DM	1 000 \$	GROUP DESCRIPTION	DT = 100 KG	1 000 DM	1 000 \$
635 WOOD MANUFACTURES, NES	168 800	50 854	27 105	846 CLOTHING ACCESSRS,FABRIC	38 332	141 143	75 342
641 PAPER AND PAPERBOARD	267 289	32 822	17 411	848 CLOTHING,NONTXTL;HEADGEAR	11 996	102 677	54 646
642 PAPER,PAPERBOARD,CUT ETC	144 474	31 774	16 973	851 FOOTWEAR	111 364	396 143	210 712
651 TEXTILE YARN	45 431	45 423	24 212	871 OPTICAL INSTRUMENTS,NES	39	1 014	536
652 COTTON FABRICS, WOVEN	15 354	18 505	9 866	872 MEDICAL INSTRUMENTS NES	1 130	3 259	1 723
653 FABRICS,MAN-MADE FIBRES	9 458	14 688	7 867	873 METERS,COUNTERS,NES	5 044	14 897	7 877
654 OTH.TEXTILE FABRIC,WOVEN	5 757	8 747	4 657	874 MEASURE,CONTROL INSTRMNT	5 233	22 102	11 718
655 KNIT,CROCHET,FABRIC NES	769	1 339	722	881 PHOTOGRAPH APPAR,ETC,NES	1 914	7 348	3 888
656 TULLE,LACE,EMBROIDRY,ETC	72	196	105	882 PHOTO.CINEMATOGRPH.SUPPL	406	2 259	1 190
657 SPECIAL YARN,TXTL,FABRIC	36 006	16 812	8 951	884 OPTICAL GOODS NES	231	2 617	1 393
658 TEXTILE ARTICLES NES	51 394	68 919	36 755	885 WATCHES AND CLOCKS	641	1 189	632
659 FLOOR COVERINGS, ETC.	1 790	1 308	702	891 ARMS AND AMMUNITION	707	2 357	1 282
661 LIME,CEMENT,CONSTR.MATRL	701 134	9 931	5 216	892 PRINTED MATTER	53 030	31 298	16 696
662 CLAY,REFRCT.CONSTR.MATRL	273 989	22 514	12 056	893 ARTICLES,NES,OF PLASTICS	49 252	19 134	10 200
663 MINERAL MANUFACTURES,NES	166 627	21 415	11 417	894 BABY CARRIAGE,TOYS,GAMES	10 011	10 699	5 678
664 GLASS	82 446	23 918	12 725	895 OFFICE,STATIONERY SUPPLS	842	647	345
665 GLASSWARE	34 603	15 570	8 307	896 WORKS OF ART,ANTIQUE ETC	11	994	526
666 POTTERY	13 422	6 037	3 226	897 GOLD,SILVERWARE,JEWEL NES	3	1 595	847
671 FIG IRON,SPIEGELEISN,ETC	261 924	117 674	62 473	898 MUSICAL INSTRUMENTS,ETC.	1 732	3 000	1 578
672 INGOTS ETC.IRON OF STEEL	31 376	2 105	1 097	899 MISC MANUFCTRD GOODS NES	68 177	22 857	12 196
673 FLAT-ROLLED IRON ETC.	277 952	20 249	10 751	971 GOLD,NONMONTRY EXCL ORES	11	10 378	5 494
674 FLAT-ROLLED PLATED IRON	6 615	742	380				
675 FLAT-ROLLED, ALLOY STEEL	5 552	1 835	976	EXPORTS	9 197 275	7 266 114	3 867 563
676 IRON,STL.BAR,SHAPES ETC.	713 494	65 969	35 048	001 LIVE ANIMALS	5 226	1 761	937
678 WIRE OF IRON OR STEEL	19 339	1 772	947	011 BOVINE MEAT	263 743	55 726	29 372
679 TUBES,PIPES,ETC.IRON,STL	447 586	47 162	25 072	012 OTHER MEAT, MEAT OFFAL	7 918	1 065	576
681 SILVER,PLATINUM,ETC.	397	16 824	9 110	016 MEAT,ED.OFFL,DRY,SLT,SMK	383	100	54
682 COPPER	116 038	60 994	32 473	022 MILK AND CREAM	450	116	64
683 NICKEL	1 061	3 334	1 709	023 BUTTER,OTHER FAT OF MILK	1 800	562	288
684 ALUMINIUM	243 109	110 048	58 454	024 CHEESE AND CURD	2 352	1 181	634
685 LEAD	2 261	337	172	025 EGGS,BIRDS,YOLKS,ALBUMIN	2 890	420	220
686 ZINC	36 647	15 891	8 388	034 FISH,FRESH,CHILLED,FROZN	2 543	291	150
687 TIN	23	64	35	036 CRUSTACEANS,MOLLUSCS ETC	210	463	241
689 MISC.NON-FERR.BASE METAL	17 391	12 394	6 566	041 WHEAT, MESLIN, UNMILLED	50	104	56
691 METALLIC STRUCTURES NES	88 357	22 966	12 235	044 MAIZE UNMILLED	202	179	96
692 CONTAINERS,STORAGE,TRNSP	29 047	8 318	4 415	045 OTHER CEREALS, UNMILLED	167	85	45
693 WIRE PRODUCTS,EXCL.ELECT	7 831	1 845	951	048 CEREAL PREPARATIONS	537	219	114
694 NAILS,SCREWS,NUTS,ETC.	55 482	10 253	5 443	054 VEGETABLES	3 805	1 375	734
695 TOOLS	17 733	34 154	18 185	056 VEGETABLES,PRPD,PRSD,NES	15 432	2 362	1 285
697 HOUSEHOLD EQUIPMENT,NES	43 781	20 061	10 707	057 FRUIT,NUTS EXCL.OIL NUTS	3 096	732	388
699 MANUFACTS.BASE METAL,NES	116 978	43 374	23 034	058 FRUIT,PRESERVED,PREPARED	1 344	496	264
711 STEAM GENER.BOILERS,ETC.	307	191	103	059 FRUIT, VEGETABLE JUICES	209	273	144
712 STEAM TURBINES	1 339	740	392	061 SUGARS,MOLASSES,HONEY	304 924	17 760	9 503
713 INTRNL COMBUS PSTN ENGIN	91 510	73 328	38 975	062 SUGAR CONFECTIONERY	229	250	135
714 ENGINES,MOTORS NON-ELECT	145	184	98	071 COFFEE,COFFEE SUBSTITUTE	646	1 646	878
716 ROTATING ELECTRIC PLANT	81 087	75 982	40 567	072 COCOA	6 691	1 711	904
718 OTH.POWR.GENRTNG.MACHNRY	442	608	332	073 CHOCOLATE,OTH.COCOA PREP	5 912	5 833	3 172
721 AGRIC.MACHINES,EX.TRACTR	5 448	3 057	1 643	075 SPICES	1 797	1 440	784
722 TRACTORS	3 895	2 403	1 283	081 ANIMAL FEED STUFF	111 712	8 485	4 398
723 CIVIL ENGINEERING EQUIPT	122 624	31 235	16 680	091 MARGARINE AND SHORTENING	12 336	1 887	998
724 TEXTILE,LEATHER MACHINES	33 778	9 370	4 984	098 EDIBLE PROD.PREPRTS,NES	19 246	10 217	5 481
725 PAPER,PULP MILL MACHINES	878	1 665	864	111 NON-ALCOHOL.BEVERAGE,NES	6 549	699	372
726 PRINTING,BOOKBINDING MACHS	2 888	4 371	2 319	112 ALCOHOLIC BEVERAGES	8 098	1 989	1 041
727 FOOD-PROCESS.MCH.NON DOM	565	1 525	832	121 TOBACCO, UNMANUFACTURED	6 739	3 619	1 971
728 OTH.MACH.PTS,SPCL INDUST	13 696	8 219	4 396	122 TOBACCO, MANUFACTURED	9 074	30 264	15 973
731 METAL REMOVAL WORK TOOLS	10 422	12 482	6 730	211 HIDES,SKINS(EX.FURS),RAW	25 239	5 284	2 841
733 MACH-TOOLS,METAL-WORKING	5 300	3 401	1 799	222 OILSEED(SFT.FIX VEG.OIL)	1 012	161	89
735 PARTS,NES,FOR MACH-TOOLS	10 500	8 425	4 524	231 NATURAL RUBBER, ETC.	1 096	394	212
737 METALWORKING MACHNRY NES	4 173	3 941	2 051	232 SYNTHETIC RUBBER, ETC.	54 126	21 822	11 585
741 HEATING,COOLING EQUIP,PART	10 669	8 580	4 558	246 WOOD IN CHIPS, PARTICLES	5 709	65	36
742 PUMPS FOR LIQUIDS,PART	4 503	4 426	2 360	247 WOOD ROUGH,ROUGH SQUARED	130 932	1 821	971
743 PUMPS NES,CENTRIFUGS ETC	45 916	46 986	24 925	248 WOOD, SIMPLY WORKED	19 646	1 925	1 013
744 MECHANICAL HANDLING EQUIP	25 935	18 355	9 789	251 PULP AND WASTE PAPER	106 575	3 858	2 047
745 OTH.NONELEC MCH,TOOL,NES	4 512	3 918	2 091	263 COTTON	19 007	4 836	2 568
746 BALL OR ROLLER BEARINGS	2 951	2 831	1 517	265 VEGETABLE TEXTILE FIBRES	2 617	177	90
747 TAPS,COCKS,VALVES,ETC.	26 673	27 002	14 351	266 SYNTHETIC FIBRES	63 731	22 202	11 873
748 TRANSMISSIONS SHAFTS ETC	114 232	31 625	16 952	267 OTHER MAN-MADE FIBRES	5 245	3 455	1 839
749 NON-ELECT MACH.PAPTS,ETC	434	1 262	665	268 WOOL,OTHR ANIMAL HAIR	17 516	29 799	15 824
751 OFFICE MACHINES	5 623	8 053	4 299	272 FERTILIZERS, CRUDE	880	57	31
752 AUTOMATC.DATA PROC.EQUIP	25	571	306	273 STONE, SAND AND GRAVEL	185 872	2 906	1 544
759 PARTS,FOR OFFICE MACHINES	2 730	3 223	1 718	274 SULPHUR,UNRSTD.IRON PYRS	128 045	3 024	1 576
761 TELEVISION RECEIVERS ETC	2 416	4 840	2 625	277 NATURAL ABRASIVES, NES	309	446	238
764 TELECOMM.EQUIP.PARTS NES	5 264	9 033	4 809	278 OTHER CRUDE MINERALS	84 878	8 766	4 653
771 ELECT POWER MACHNRY.PARTS	18 356	11 626	6 190	282 FERROUS WASTE AND SCRAP	149 577	4 644	2 452
772 ELEC.SWITCH.RELAY.CIPCUT	13 580	24 226	12 891	285 ALUMINIUM ORE,CONCTR.ETC	34 261	4 255	2 249
773 ELECTR.DISTRIB.EQPT NES	228 922	115 253	61 273	287 ORE,CONCENTR.BASE METALS	37 923	4 512	2 379
774 ELECTRO-MEDCL,XRAY EQUIP	153	1 188	637	288 NON-FERROUS WASTE,SCRAP	5 302	1 825	966
775 DOM.ELEC.NON-ELEC.EQUIPT	167 368	99 602	52 915	291 CRUDE ANIMAL MATERIALS,NES	5 337	9 168	4 928
776 TRANSISTORS,VALVES,ETC.	1 425	13 177	7 025	292 CRUDE VEG.MATERIALS, NES	4 850	5 867	3 112
778 ELECTRIC MACH,APPART,NES	80 737	61 260	32 540	325 COKE,SEMI-COKE,RET.CARBON	17 826	948	505
781 PASS.MOTOR VEHCLS,EX.BUS	71 781	116 814	61 936	334 PETROLEUM PRODUCTS	43 279	11 618	6 171
782 GOODS,SPCL TRANSPORT VEH	59 607	99 286	53 162	335 RESIDUAL PETROL.PRODUCTS	452 670	19 963	10 660
783 ROAD MOTOR VEHICLES NES	4 901	7 382	3 930	411 ANIMAL OILS AND FATS	28 003	2 898	1 579
784 PARTS,TRACTORS,MOTOR VEH	278 253	134 526	71 608	421 FIXED VEG.FAT,OILS, SOFT	23 919	2 118	1 164
785 CYCLES,MOTORCYCLES ETC.	43 558	24 274	12 848	422 FIXED VEG.FAT,OILS,OTHER	3 662	631	339
786 TRAILERS,SEMI-TRAILR,ETC	40 694	18 459	9 822	431 ANIMAL,VEG.FATS,OILS,NES	30 626	6 007	3 194
791 RAILWAY VEHICLES,EQUIPNT	716	312	170	511 HYDROCARBONS,NES,DERIVTS	68 701	10 645	5 623
792 AIRCRAFT,ASSOCTD.EQUIPNT	187	2 331	1 249	512 ALCOHOL,PHENOL,ETC.DERIV	145 202	30 800	16 246
793 SHIP,BOAT,FLOAT. STRUCTRS	649	1 194	628	513 CARBOXYLIC ACIDS,DERIVTS	152 489	35 237	18 746
811 PREFABRICATED BUILDINGS	55 674	13 856	7 361	514 NITROGEN-FUNCT.COMPOUNDS	31 190	41 702	22 030
812 PLUMBING,SANITRY,EQPT.ETC	27 771	9 151	4 876	515 ORGANO-INORGANIC COMPODS	39 425	71 255	37 999
813 LIGHTING FIXTURES ETC.NES	27 788	14 921	7 951	516 OTHER ORGANIC CHEMICALS	54 240	20 371	10 822
821 FURNITURE,CUSHIONS,ETC.	490 839	230 576	122 972	522 INORGANIC CHEM.ELEMENTS	379 307	34 193	18 088
831 TRUNK,SUIT-CASES,BAG,ETC	9 932	13 041	6 971	523 METAL.SALTS,INORGAN.ACID	119 160	20 007	10 634
841 MENS,BOYS CLOTHING,X-KNIT	131 670	807 449	429 723	524 OTHER CHEMICAL COMPOUNDS	13 800	5 449	2 886
842 WOMEN,GIRL CLOTHING,XKNIT	134 238	936 255	497 983	525 RADIO-ACTIVE MATERIALS	85	2 400	1 275
843 MENS,BOYS CLOTHING,KNIT	8 742	27 256	14 565	531 SYNTH.COLOURS,LAKES,ETC.	19 596	49 788	26 494
844 WOMEN,GIRLS CLOTHING,KNIT	24 135	118 184	62 828	532 DYEING,TANNING MATERIALS	20 233	5 763	3 076
845 OTHR.TEXTILE APPAREL,NES	50 982	278 160	148 351				

7 IMPORTS AND EXPORTS (SPECIAL TRADE) BY COUNTRIES OF PRODUCTION AND CONSUMPTION AND BY GROUPS OF THE SITC-REV. III 1989

GROUP DESCRIPTION	DT = 100 KG	1 000 DM	1 000 \$	GROUP DESCRIPTION	DT = 100 KG	1 000 DM	1 000 \$
278 OTHER CRUDE MINERALS	1 753 814	58 353	30 861	759 PARTS, FOR OFFICE MACHINS	51	2 642	1 371
282 FERROUS WASTE AND SCRAP	33 034	9 604	5 108	761 TELEVISION RECEIVERS ETC	6 756	15 765	8 721
287 ORE, CONCENTR. BASE METALS	602 979	22 040	11 624	762 RADIO-BROADCAST RECEIVER	398	744	410
288 NON-FERROUS WASTE, SCRAP	15 255	4 056	2 145	764 TELECOMM. EQUIP. PARTS NES	81	3 701	1 936
289 PREC. METAL ORES, CONCENTR		386	211	771 ELECT. POWER MACHINRY, PARTS	24 392	15 841	8 409
291 CRUDE ANIMAL MATERIALS, NES	13 063	52 352	27 966	772 ELEC. SWITCH, RELAY, CIRCUIT	1 810	3 339	1 764
292 CRUDE VEG. MATERIALS, NES	59 254	10 183	5 439	773 ELECTR. DISTRIBUT. EQUIP. NES	34 301	11 451	6 109
335 RESIDUAL PETROL. PRODUCTS	29 072	1 748	913	774 ELECTRO-MEDICAL, XRAY EQUIP	40	1 036	534
421 FIXED VEG. FAT, OILS, SOFT	940	422	229	775 DOM. ELEC. NON-ELEC. EQUIP	5 093	4 551	2 425
422 FIXED VEG. FAT, OILS, OTHER	1 232	261	140	776 TRANSISTORS, VALVES, ETC.	7	486	256
511 HYDROCARBONS, NES, DERIVTS	54 814	6 722	3 448	778 ELECTRIC MACH. APPART. NES	392	733	384
512 ALCOHOL, PHENOL, ETC. DERIV	94 781	27 202	14 089	781 PASS. MOTOR VEHCL. EX. BUS	256	470	249
513 CARBOXYLIC ACIDS, DERIVTS	10 382	1 733	924	782 GOODS, SPCL. TRANSPORT VEH	1 910	1 147	590
514 NITROGEN-FUNCT. COMPOUNDS	837	789	417	784 PARTS, TRACTORS, MOTOR VEH	86 182	30 387	16 205
515 ORGANO-INORGANIC COMPOUNDS	1 810	2 451	1 285	786 TRAILERS, SEMI-TRAIL, ETC	925	133	68
516 OTHER ORGANIC CHEMICALS	5 380	592	317	791 RAILWAY VEHICLES, EQUIPNT	2 863	799	422
522 INORGANIC CHEM. ELEMENTS	39 641	6 376	3 393	792 AIRCRAFT, ASSOC'D. EQUIPNT	198	7 256	3 893
523 METAL SALTS, INORGAN. ACID	83 049	7 196	3 827	793 SHIP, BOAT, FLOAT. STRUCTS	49	68	36
524 OTHER CHEMICAL COMPOUNDS	5 000	1 038	548	811 PREFABRICATED BUILDINGS	6 088	1 190	631
532 DYEING, TANNING MATERIALS	2 356	279	150	812 PLUMBING, SANITRY, EQPT. ETC	75 391	17 492	9 322
542 MEDICINES, ETC. EXC. GRP542	1 120	4 052	2 142	813 LIGHTING FIXTURES, ETC. NES	6 636	3 183	1 699
542 MEDICAMENTS	114	116	61	821 FURNITURE, CUSHIONS, ETC.	33 999	18 808	10 025
551 ESSENT. OIL, PERFUME, FLAVR	785	487	269	831 TRUNK, SUIT-CASES, BAG, ETC	4 909	25 955	13 847
553 PERFUMERY, COSMETICS, ETC.	539	277	145	841 MEN'S, BOYS CLOTHING, X-KNIT	104 454	425 815	227 171
554 SOAP, CLEANERS, POLISH, ETC	2 746	448	240	842 WOMEN, GIRL CLOTHING, XKNIT	125 733	553 698	295 156
571 POLYMERS OF ETHYLENE	58 508	10 929	5 863	843 MEN'S, BOYS CLOTHING, KNIT	17 126	49 968	26 558
573 POLYMERS, VINYL CHLORIDE	9 206	1 005	533	844 WOMEN, GIRLS CLOTHING, KNIT	105 483	301 796	160 857
575 OTH. PLASTIC, PRIMARY FORM	445	88	48	845 OTH. TEXTILE APPAREL, NES	222 315	805 212	428 806
581 PLASTIC TUBE, PIPE, HOSE	68	75	42	846 CLOTHING ACCESSRS, FABRIC	32 545	63 920	34 039
582 PLASTIC PLATE, SHEETS, ETC	2 798	1 202	637	848 CLOTHING, NONTEXTL; HEADGEAR	34 939	355 019	189 230
598 MISC. CHEMICAL PRODS. NES	366	102	53	851 FOOTWEAR	3 241	10 411	5 560
611 LEATHER	211	1 448	753	872 MEDICAL INSTRUMENTS NES	663	1 713	918
612 MANUFACT. LEATHER ETC. NES	30	222	120	873 METERS, COUNTERS, NES	71	176	93
621 MATERIALS OF RUBBER	10 220	4 439	2 362	874 MEASURE, CONTROL INSTRMNT	54	8 108	4 316
625 RUBBER TYRES, TUBES, ETC.	20 683	9 446	5 018	881 PHOTOGRAPH APPAR. ETC. NES	3	102	54
629 ARTICLES OF RUBBER, NES	1 681	1 212	645	882 PHOTO. CINEMATOGRAPH. SUPPL	91	745	404
634 VENEERS, PLYWOOD, ETC.	1 478	336	179	885 WATCHES AND CLOCKS	38	74	39
635 WOOD MANUFACTURES, NES	2 923	1 957	1 038	891 ARMS AND AMMUNITION	254	170	91
641 PAPER AND PAPERBOARD	524	129	69	892 PRINTED MATTER	5 171	3 851	2 048
642 PAPER, PAPERBOARD, CUT ETC	739	577	304	893 ARTICLES, NES, OF PLASTICS	8 790	5 210	2 765
651 TEXTILE YARN	357 689	190 828	101 950	894 BABY CARRIAGE, TOYS, GAMES	685	717	386
652 COTTON, FABRICS, WOVEN	64 703	59 931	32 049	895 OFFICE, STATIONERY SUPPLS	509	723	385
653 FABRICS, MAN-MADE FIBRES	11 535	27 128	14 503	896 WORKS OF ART, ANTIQUE ETC	33	1 619	854
654 OTH. TEXTILE FABRIC, WOVEN	2 929	8 352	4 404	897 GOLD, SILVERWARE, JEWEL NES	33	5 776	3 101
655 KNIT, CROCHET, FABRIC NES	12 281	10 995	5 902	898 MUSICAL INSTRUMENTS, ETC.	7 274	14 751	7 845
656 TULLE, LACE, EMBROIDRY, ETC	3 209	4 034	2 156	899 MISC. MANUFACTURED GOODS NES	3 340	4 773	2 536
657 SPECIAL YARN, TEXTL. FABRIC	9 426	9 018	5 057	961 COIN NONGOLD NONCURRENT	2	903	485
658 TEXTILE ARTICLES NES	94 042	100 213	53 477			926	500
659 FLOOR COVERINGS, ETC.	8 450	106 491	56 544				
661 LIME, CEMENT, CONSTR. MATRL	326 227	10 961	5 829	EXPORTS	6 473 225	4 534 386	2 419 014
662 CLAY, REFRACT. CONSTR. MATRL	65 487	4 149	2 204				
663 MINERAL MANUFACTURES, NES	155	90	49	001 LIVE ANIMALS	70 771	23 242	12 235
664 GLASS	167 467	14 557	7 733	011 BOVINE MEAT	15 998	4 784	2 568
665 GLASSWARE	129 623	39 910	21 255	012 OTHER MEAT, MEAT OFFAL	594	70	37
666 POTTERY	1 691	819	444	022 MILK AND CREAM	4 505	869	455
671 PIG IRON, SPIEGELEISEN, ETC	20 064	6 662	3 554	023 BUTTER, OTHER FAT OF MILK	411	146	72
672 INGOTS ETC. IRON OF STEEL	168 471	15 086	7 998	024 CHEESE AND CURD	790	307	167
673 FLAT-ROLLED IRON ETC.	122 639	9 254	4 800	034 FISH, FRESH, CHILLED, FROZEN	462	184	100
674 FLAT-ROLLED PLATED IRON	52 479	5 340	2 858	036 CRUSTACEANS, MOLLUSCS ETC	176	101	58
675 FLAT-ROLLED, ALLOY STEEL	20 205	1 459	797	041 WHEAT, MESLIN, UNMILLED	312 798	9 404	4 992
676 IRON, STL. BAR, SHAPES ETC.	1 440 057	96 443	51 125	048 CEREAL PREPARATIONS	886	386	206
678 WIRE OF IRON OR STEEL	995	113	59	054 VEGETABLES	9 925	1 114	595
679 TUBES, PIPES, ETC. IRON, STL	69 609	6 543	3 458	055 VEGETABLES, PRPD, PRSD, NES	285	101	55
681 SILVER, PLATINUM, ETC.	23	740	409	057 FRUIT, NUTS EXCL. OIL NUTS	1 148	210	111
682 COPPER	4 736	2 863	1 515	058 FRUIT, PRESERVED, PREPARED	317	172	89
684 ALUMINIUM	77 541	42 077	22 376	061 SUGARS, MOLASSES, HONEY	5 105	678	358
689 MISC. NON-FERR. BASE METAL	3 693	2 261	1 197	071 COFFEE, COFFEE SUBSTITUTE	1 745	2 028	1 082
691 METALLIC STRUCTURES NES	932	270	142	072 COCOA	17 218	4 028	2 140
692 CONTAINERS, STORAGE, TRANSP	2 009	547	290	073 CHOCOLATE, OTH. COCOA PREP	303	322	180
693 WIRE PRODUCTS EXCL. ELECT	5 215	2 857	1 576	074 TEA AND MATE	183	178	96
694 NAILS, SCREWS, NUTS, ETC.	6 169	1 654	876	075 SPICES	429	158	80
695 TOOLS	1 170	1 981	1 055	081 ANIMAL FEED STUFF	185 730	14 681	7 701
696 CUTLERY	129	184	101	091 MARGARINE AND SHORTENING	3 388	611	329
697 HOUSEHOLD EQUIPMENT, NES	13 053	15 464	8 253	098 EDIBLE PROD. PREPRTNS, NES	14 438	5 648	2 991
699 MANUFACTS. BASE METAL, NES	31 614	15 918	8 431	112 ALCOHOLIC BEVERAGES	1 514	740	387
712 STEAM TURBINES	40	501	284	122 TOBACCO, MANUFACTURED	2 238	7 094	3 745
713 INTRNL COMBUS PSTN ENGIN	4 714	23 431	12 494	211 HIDES, SKINS (EX. FURS), RAW	11 067	3 350	1 781
714 ENGINES, MOTORS NON-ELECT	22	2 871	1 518	212 FURSKINS, RAW	1	105	57
716 ROTATING ELECTRIC PLANT	5 129	3 126	1 691	231 NATURAL RUBBER, ETC.	6 344	1 074	571
721 AGRIC. MACHINES, EX. TRACTR	505	110	59	232 SYNTHETIC RUBBER, ETC.	24 040	8 278	4 410
723 CIVIL ENGINEERING EQUIPT	8 350	3 462	1 822	247 WOOD ROUGH, ROUGH SQUARED	92 523	5 928	3 130
724 TEXTILE, LEATHER MACHINES	594	754	399	248 WOOD, SIMPLY WORKED	12 564	1 030	552
725 PAPER, PULP MILL MACHINES	120	215	122	251 PULP AND WASTE PAPER	15 146	2 076	1 109
726 PRINTING, BOOKBINDING MACHS	89	90	48	261 SILK	11	102	54
727 FOOD-PROCESS. MCH. NON DOM	151	110	56	263 COTTON	4 143	1 280	658
728 OTH. MACH. PTS, SPCL. INDUST	10 024	5 759	3 053	266 SYNTHETIC FIBRES	34 167	10 586	5 862
731 METAL REMOVAL WORK TOOLS	1 448	1 313	699	267 OTHER MAN-MADE FIBRES	44 583	31 507	16 729
733 MACH-TOOLS, METAL-WORKING	10 963	4 761	2 537	268 WOOL, OTHER ANIMAL HAIR	7 685	13 452	7 090
735 PARTS, NES, FOR MACH-TOOLS	1 156	607	330	269 WORN CLOTHING, TEXTL. ARTL	1 228	192	106
737 METALWORKING MACHINRY NES	614	511	271	273 STONE, SAND AND GRAVEL	4 807	241	125
741 HEATING, COOLING EQUIP, PART	4 084	2 788	1 473	274 SULPHUR, UNRSTD. IRON PYRS	502	86	47
742 PUMPS FOR LIQUIDS, PARTS	766	1 294	684	277 NATURAL ABRASIVES, NES		1 087	576
743 PUMPS NES, CENTRIFUGS ETC	945	755	400	278 OTHER CRUDE MINERALS	58 819	7 444	3 932
744 MECHANICAL HANDLING EQUIP	8 029	2 100	1 111	282 FERROUS WASTE AND SCRAP	46 439	1 208	630
746 BALL OR ROLLER BEARINGS	185	413	219	285 ALUMINIUM ORE, CONCTR. ETC	17 114	2 157	1 145
747 TAPS, COCKS, VALVES, ETC.	286	434	226	287 ORE, CONCENTR. BASE METALS	1 475	123	64
748 TRANSMISSIONS SHAFTS ETC	6 864	6 762	3 535	288 NON-FERROUS WASTE, SCRAP	925	195	106
749 NON-ELECT MACH. PARTS, ETC	221	314	169	291 CRUDE ANIMAL MATERIALS, NES	430	963	515
752 AUTOMATC. DATA PROC. EQUIP	183	1 176	629	292 CRUDE VEG. MATERIALS, NES	2 429	2 376	1 246

7 IMPORTS AND EXPORTS (SPECIAL TRADE) BY COUNTRIES OF PRODUCTION AND CONSUMPTION AND BY GROUPS OF THE SITC-REV. III 1989

GROUP DESCRIPTION	DT - 100 KG	1 000 DM	1 000 \$	GROUP DESCRIPTION	DT - 100 KG	1 000 DM	1 000 \$
325 COKE, SEMI-COKE, RET. CARBN	32 754	731	381	721 AGRIC. MACHINES, EX. TRACTR	11 830	13 468	7 161
334 PETROLEUM PRODUCTS	32 443	3 759	1 985	722 TRACTORS	861	1 385	749
335 RESIDUAL PETROL. PRODUCTS	60 844	4 305	2 291	723 CIVIL ENGINEERING EQUIPT	26 676	36 794	19 646
411 ANIMAL OILS AND FATS	2 205	403	216	724 TEXTILE, LEATHER MACHINES	84 266	262 602	140 637
421 FIXED VEG. FAT, OILS, SOFT	59 911	4 883	2 515	725 PAPER, PULP MILL MACHINES	9 272	10 686	5 723
422 FIXED VEG. FAT, OILS, OTHER	1 534	380	204	726 PRINTNG, BOOKBINDNG MACHS	12 775	24 122	13 064
431 ANIMAL, VEG. FATS, OILS, NES	12 616	3 095	1 653	727 FOOD-PROCESS. MCH. NON DOM	1 403	5 092	2 719
511 HYDROCARBONS, NES, DERIVTS	17 883	4 823	2 543	728 OTH. MACH. PTS, SPCL INDUST	37 225	95 058	51 276
512 ALCOHOL, PHENOL, ETC. DERIV	106 431	21 654	11 463	731 METAL REMOVAL WORK TOOLS	25 879	45 944	24 552
513 CARBOXYLIC ACIDS, DERIVTS	108 056	34 311	18 198	733 MACH-TOOLS, METAL-WORKING	5 874	12 069	6 598
514 NITROGEN-FUNCT. COMPOUNDS	58 581	40 912	21 802	735 PARTS, NES, FOR MACH-TOOLS	706	5 172	2 778
515 ORGANO-INORGANIC COMPOUNDS	16 980	56 020	29 712	737 METALWORKING MACHNRY NES	6 977	8 539	4 579
516 OTHER ORGANIC CHEMICALS	52 424	17 942	9 546	741 HEATING, COOLNG EQUIP, PART	.	.	.
522 INORGANIC CHEM. ELEMENTS	76 232	18 917	10 091	742 PUMPS FOR LIQUIDS, PARTS	7 188	28 043	14 946
523 METAL. SALTS, INORGAN. ACID	316 034	43 195	22 939	743 PUMPS NES, CENTRIFUGS ETC	11 291	39 294	20 936
524 OTHER CHEMICAL COMPOUNDS	37 559	6 328	3 357	744 MECHANICAL HANDLING EQUIP	29 597	45 612	24 284
525 RADIO-ACTIVE MATERIALS	2	109	57	745 OTH. NON-ELEC MCH. TOOL, NES	28 094	65 690	35 256
531 SYNTH. COLOURS, LAKES, ETC.	41 678	101 942	54 366	746 BALL OR ROLLER BEARINGS	9 218	26 667	14 225
532 DYEING, TANNING MATERIALS	5 827	1 944	1 030	747 TAPS, COCKS, VALVES, ETC.	5 415	19 326	10 346
533 PIGMENTS, PAINTS, ETC.	92 341	56 514	30 000	748 TRANSMISSIONS SHAFTS ETC	7 312	20 228	10 738
541 MEDICINES, ETC. EXC. GRP542	3 394	51 335	27 167	749 NON-ELECT MACH. PARTS, ETC	2 716	12 549	6 671
542 MEDICAMENTS	2 930	19 355	10 447	751 OFFICE MACHINES	724	9 104	4 892
551 ESSENT. OIL, PERFUME, FLAVR	3 861	8 796	4 690	752 AUTOMATC. DATA PROC. EQUIP	3 095	46 471	24 875
553 PERFUMERY, COSMETICS, ETC.	5 863	3 807	2 039	753 PARTS, FOR OFFICE MACHINES	431	11 568	6 318
554 SOAP, CLEANERS, POLISH, ETC	53 021	16 572	8 852	761 TELEVISION RECEIVERS ETC	5 288	20 226	10 773
562 FERTILIZER, EXCEPT GRP272	64 375	2 880	1 551	762 RADIO-BROADCAST RECEIVER	2 593	13 997	7 447
571 POLYMERS OF ETHYLENE	20 894	5 344	2 838	763 SOUND RECORDER, PHONOGRPH	897	9 562	5 061
572 POLYMERS OF STYRENE	63 068	17 679	9 424	764 TELECOMM. EQUIP. PARTS NES	8 967	100 990	54 160
573 POLYMERS, VINYL CHLORIDE	17 438	4 939	2 646	771 ELECT. POWER MACHIN. PARTS	6 155	24 712	13 061
574 POLYACETAL, POLYCARBONATE	96 641	32 088	17 076	772 ELECT. SWITCH, RELAY, CIRCUIT	16 139	85 117	45 211
575 OTH. PLASTIC, PRIMARY FORM	132 413	61 886	32 974	773 ELECTR. DISTRICT. EQPT NES	4 642	6 994	3 749
579 PLASTIC WASTE, SCRAP ETC	30 886	1 451	771	774 ELECTRO-MEDCL. XRAY EQUIP	1 410	18 108	9 719
581 PLASTIC TUBE, PIPE, HOSE	6 068	10 507	5 553	775 DOM. ELEC. NON-ELEC. EQUIPT	102 878	134 945	71 906
582 PLASTIC PLATE, SHEETS, ETC	29 391	21 717	11 577	776 TRANSISTORS, VALVES, ETC.	11 102	45 302	24 183
583 MONOFILAMENT OF PLASTICS	1 245	1 169	623	778 ELECTRIC MACH. APPART. NES	71 414	78 219	41 667
591 INSECTICIDES, ETC.	5 961	7 698	4 107	781 PASS. MOTOR VEHCLS. EX. BUS	52 892	152 265	83 529
592 STARCHES, INULIN, ETC.	36 186	8 238	4 982	782 GOODS, SPCL TRANSPORT VEH	54 865	94 909	50 286
593 EXPLOSIVES, PYROTECHNICS	95	779	194	783 ROAD MOTOR VEHICLES NES	6 016	6 913	3 677
597 PREPRD. ADDITIVES, LIQUIDS	51 802	18 247	9 731	784 PARTS, TRACTORS, MOTOR VEH	52 026	125 822	67 628
598 MISC. CHEMICAL PRDCTS NES	166 513	52 510	27 957	785 CYCLES, MOTORCYCLES ETC	910	916	483
600 CPL. IND. PLANT CHAP 69-76	6 017	8 483	4 555	786 TRAILERS, SEMI-TRAILR, ETC	2 671	2 558	1 336
611 LEATHER	2 931	18 328	9 753	791 RAILWAY VEHICLES, EQUIPNT	17 387	28 775	15 246
612 MANUFACT. LEATHER ETC. NES	42	637	339	792 AIRCRAFT, ASSOC'D. EQUIPNT	481	47 332	25 297
613 FURSKINS, TANNED, DRESSED	271	4 266	2 286	793 SHIP, BOAT, FLOAT, STRUCTRS	45 905	13 325	7 205
621 MATERIALS OF RUBBER	3 018	4 904	2 583	800 CPL. IND. PLANT CHAP 90/94	525	12 663	6 650
625 RUBBER TYRES, TUBES, ETC.	7 201	5 091	2 709	811 PREFABRICATED BUILDINGS	242	346	185
629 ARTICLES OF RUBBER, NES	2 886	7 932	4 210	812 PLUMBNG, SANITRY, EQPT. ETC	2 697	1 914	1 036
634 VENEERS, PLYWOOD, ETC.	10 970	3 103	1 657	813 LIGHTNG. FIXTURES ETC. NES	783	3 926	2 096
635 WOOD MANUFACTURES, NES	9 148	4 219	2 240	821 FURNITURE, CUSHIONS, ETC.	4 278	6 929	3 672
641 PAPER AND PAPERBOARD	102 758	26 613	14 230	831 TRUNK, SUIT-CASES, BAG, ETC	231	618	320
642 PAPER, PAPERBOARD, CUT ETC	15 120	7 333	3 894	841 MENS, BOYS CLOTHING, X-KNIT	167	691	370
651 TEXTILE YARN	85 809	70 939	37 653	842 WOMEN, GIRL CLOTHING, X-KNIT	168	1 153	596
652 COTTON FABRICS, MOVEN	16 153	32 711	17 539	843 MENS, BOYS CLOTHING, KNIT	18	74	40
653 FABRICS, MAN-MADE FIBRES	23 949	63 922	34 242	844 WOMEN, GIRLS CLOTHING, KNIT	68	323	175
654 OTH. TEXTILE FABRIC, MOVEN	7 639	33 416	17 621	845 OTHR. TEXTILE APPAREL, NES	354	1 784	957
655 KNIT, CROCHET, FABRIC NES	6 730	10 440	5 571	846 CLOTHING ACCESSRS, FABRIC	1 117	6 557	3 506
656 TULLE, LACE, EMBROIDRY, ETC	992	5 430	2 897	848 CLOTHING, NONTXLT; HEADGEAR	999	4 081	2 177
657 SPECIAL YARN, TXLT. FABRIC	11 761	23 676	12 582	851 FOOTWEAR	1 325	2 007	1 067
658 TEXTILE ARTICLES NES	430	1 143	617	871 OPTICAL INSTRUMENTS, NES	58	2 314	1 227
659 FLOOR COVERINGS, ETC.	1 378	7 074	3 768	872 MEDICAL INSTRUMENTS NES	4 482	33 268	17 698
661 LIME, CEMENT, CONSTR. MATRL	5 027	911	479	873 METERS, COUNTERS, NES	102	2 395	1 273
662 CLAY, REFRCT. CONSTR. MATRL	141 634	24 437	13 124	874 MEASURE, CONTROL INSTRMNT	5 561	80 310	42 794
663 MINERAL MANUFACTURES, NES	39 029	23 275	12 482	881 PHOTOGRAPH APPAR. ETC. NES	698	6 690	3 571
664 GLASS	26 181	9 592	5 088	882 PHOTO. CINEMATOGPH. SUPPL	12 873	19 297	10 188
665 GLASSWARE	5 544	4 425	2 332	884 OPTICAL GOODS NES	57	3 399	1 803
666 POTTERY	3 742	3 485	1 858	885 WATCHES AND CLOCKS	781	14 696	7 847
667 PEARLS, PRECIOUS STONES	.	.	.	891 ARMS AND AMMUNITION	43	314	166
671 PIG IRON, SPIEGELEISN, ETC	50 956	6 748	3 545	892 PRINTED MATTER	34 448	19 507	10 362
672 INGOTS ETC. IRON OR STEEL	16 403	1 326	733	893 ARTICLES, NES, OF PLASTICS	11 357	12 736	6 779
673 FLAT-ROLLED IRON ETC.	341 950	31 621	16 916	894 BABY CARRIAGE, TOYS, GAMES	1 950	3 491	1 846
674 FLAT-ROLLED PLATED IRON	195 105	25 753	13 669	895 OFFICE, STATIONERY SUPPLS	2 108	6 878	3 669
675 FLAT-ROLLED, ALLOY STEEL	178 859	57 264	30 395	896 WORKS OF ART, ANTIQUE ETC	49	2 363	1 213
676 IRON, STL. BAR, SHAPES ETC.	255 211	25 059	13 340	897 GOLD, SILVERWARE, JEWEL NES	71	2 841	1 533
677 RAILWAY TRACK IRON, STEEL	2 530	1 255	666	898 MUSICAL INSTRUMENTS, ETC.	4 031	17 348	9 195
678 WIRE OF IRON OR STEEL	19 492	3 693	1 942	899 MISC MANUFACTD GOODS NES	7 703	26 060	13 935
679 TUBES, PIPES, ETC. IRON, STL	323 290	53 801	28 619	941 COMPL. IND. PLANT CHAPT 99	7 041	20 452	10 956
681 SILVER, PLATINUM, ETC.	79	3 162	1 686	971 GOLD, NONMONTRY EXCL ORES	3	5 353	2 783
682 COPPER	104 435	65 920	35 646				
683 NICKEL	389	1 595	858				
684 ALUMINIUM	35 452	20 283	10 832				
685 LEAD	7 091	993	524				
686 ZINC	4 866	1 852	992				
687 TIN	35	77	39				
689 MISC. NON-FERR. BASE METAL	533	1 018	545				
691 METALLIC STRUCTURES NES	21 631	20 308	10 757				
692 CONTAINERS, STORAGE, TRNSP	2 717	2 930	1 554				
693 WIRE PRODUCTS EXCL. ELECT	3 453	3 986	2 141				
694 NAILS, SCREWS, NUTS, ETC.	3 811	4 930	2 609				
695 TOOLS	4 149	16 373	8 738				
696 CUTLERY	989	4 350	2 327				
697 HOUSEHOLD EQUIPMENT, NES	6 090	9 709	5 195				
699 MANUFACTS. BASE METAL, NES	25 163	32 260	17 024				
700 CPL. IND. PLANT (84/85/87)	57 318	150 537	79 576				
711 STEAM GENER. BOILERS, ETC.	11 976	19 932	10 648				
712 STEAM TURBINES	1 828	9 191	4 858				
713 INTERNAL COMBUS. PSTN ENGIN	29 146	75 322	40 136				
714 ENGINES, MOTORS NON-ELECT	251	8 473	4 498				
716 ROTATING ELECTRIC PLANT	18 337	61 367	32 416				
718 OTH. POWR. GENRNG. MACHNRY	11 484	29 914	15 629				

SOVIET UNION

IMPORTS

259 353 692 8 556 079 4 553 968

7 IMPORTS AND EXPORTS (SPECIAL TRADE) BY COUNTRIES OF PRODUCTION AND CONSUMPTION AND BY GROUPS OF THE SITC-REV. III 1989

GROUP DESCRIPTION	DT = 100 KG	1 000 DM	1 000 \$	GROUP DESCRIPTION	DT = 100 KG	1 000 DM	1 000 \$
212 FURSKINS, RAW	814	21 712	11 611	721 AGRIC.MACHINES,EX.TRACTR	1 105	275	143
222 OILSEED(SFT.FIX.VEG.OIL)	2 203	87	47	722 TRACTORS	1 723	433	237
223 OILSEED(OTH.FIX.VEG.OIL)	25 522	2 108	1 110	723 CIVIL ENGINEERING EQUIPT	8 623	3 177	1 706
232 SYNTHETIC RUBBER, ETC.	141 313	19 248	10 221	724 TEXTILE,LEATHER MACHINES	2 176	3 334	1 772
246 WOOD IN CHIPS, PARTICLES	113 599	674	347	726 PRINTNG,BOOKBINDNG MACHS	757	915	478
247 WOOD ROUGH,ROUGH SQUARED	38 065	557	296	727 FOOD-PROCESS.MCH.NON DOM	13	83	48
248 WOOD, SIMPLY WORKED	3 510 203	226 906	120 617	728 OTH.MACH,PTS,SPCL INDUST	41 841	11 746	6 279
251 PULP AND WASTE PAPER	766 073	81 869	43 507	731 METAL REMOVAL WORK TOOLS	15 468	17 702	9 470
261 SILK	1 439	3 544	1 909	733 MACH-TOOLS,METAL-WORKING	4 448	2 337	1 248
263 COTTON	350 536	86 375	45 969	735 PARTS,NES,FOR MACH-TOOLS	4 240	2 807	1 503
265 VEGETABLE TEXTILE FIBRES	252	59	32	737 METALWORKING MACHNRY NES	1 160	569	297
266 SYNTHETIC FIBRES	5 992	1 358	724	741 HEATNG,COOLNG EQUIP,PART	439	305	209
267 OTHER MAN-MADE FIBRES	52 403	4 157	2 218	743 PUMPS NES,CENTRIFUGS ETC	264	284	149
268 WOOL, OTHER ANIMAL HAIR	5 281	6 230	3 288	744 MECHANICAL HANDLING EQUIP	3 780	3 020	1 610
272 FERTILIZERS, CRUDE	.	.	.	745 OTH.NONELEC MCH,TOOL,NES	925	4 377	2 352
273 STONE, SAND AND GRAVEL	11 656	267	138	746 BALL OR ROLLER BEARINGS	7 476	6 347	3 772
277 NATURAL ABRASIVES, NES	.	704	374	747 TAPS,COCKS,VALVES,ETC.	225	168	91
278 OTHER CRUDE MINERALS	312 687	7 929	4 247	748 TRANSMISSIONS SHAFTS ETC	5 337	2 057	1 093
281 IRON ORE, CONCENTRATES	308 971	2 418	1 240	749 NON-ELECT MACH.PARTS,ETC	2 066	3 059	1 578
282 FERROUS WASTE AND SCRAP	97 715	915	487	752 AUTOMATC,DATA PROC.EQUIP	8	215	115
284 NICKEL ORES,CONCTR,MATTE	601	885	479	759 PARTS,FOR OFFICE MACHINS	.	88	48
287 ORE,CONCENTR.BASE METALS	89 864	2 740	1 459	761 TELEVISION RECEIVERS ETC	5 023	7 078	3 768
288 NON-FERROUS WASTE, SCRAP	85 195	27 804	14 881	762 RADIO-BROADCAST RECEIVER	298	239	123
291 CRUDE ANIMAL MATERIALS,NES	264 771	23 173	12 324	764 TELECOMM.EQUIP.PARTS NES	260	132	70
292 CRUDE VEG.MATERIALS, NES	6 637	3 254	1 729	771 ELECT POWER MACHNRY,PARTS	2 428	993	528
321 COAL,NOT AGGLOMERATED	4 237 268	39 331	20 947	772 ELEC. SWITCH,RELAY,CIRCUIT	17	190	104
322 BRIQUETTES,LIGHTITE,PEAT	261 087	3 955	2 104	775 DOM.ELEC,NON-ELEC.EQUIPT	31 087	10 977	5 787
333 PETROLEUM OILS, CRUDE	58 538 654	1 433 764	763 289	776 TRANSISTORS, VALVES, ETC.	225	742	392
334 PETROLEUM PRODUCTS	49 481 204	1 462 580	777 292	778 ELECTRIC.MACH.APPLT.NES	14 480	4 693	2 483
335 RESIDUAL PETROL.PRODUCTS	974 642	28 560	15 158	781 PASS.MOTOR VEHCLS.EX.BUS	154 482	81 988	43 503
342 LIQUEFIED PROPANE,BUTANE	331 164	7 164	3 787	782 GOODS,SPCL TRANSPORT VEH	2 235	3 432	1 760
411 ANIMAL OILS AND FATS	68 677	3 400	1 847	783 ROAD MOTOR VEHICLES NES	115	80	41
421 FIXED VEG.FAT,OILS, SOFT	42 566	4 326	2 285	784 PARTS,TRACTORS,MOTOR VEH	7 422	7 217	3 819
431 ANIMAL,VEG.FATS,OILS,NES	2 773	303	159	785 CYCLES,MOTORCYCLES ETC.	292	154	82
511 HYDROCARBONS,NES,DERIVTS	930 116	98 774	52 843	786 TRAILERS,SEMI-TRAILR,ETC	20 774	3 720	1 956
512 ALCOHOL,PHENOL,ETC.DERIV	672 087	27 650	14 763	793 SHIP,BOAT,FLOAT,STRUCTRS	196 134	5 528	2 836
513 CARBOXYLIC ACIDS,DERIVTS	13 708	2 111	1 128	811 PREFABRICATED BUILDINGS	61	118	63
514 NITROGEN-FUNCT.COMPOUNDS	20 782	4 947	2 577	821 FURNITURE,CUSHIONS,ETC.	135 534	31 576	16 763
515 ORGANO-INORGANIC COMPNDS	10 159	7 032	3 733	841 MENS,BOYS CLOTHNG,X-KNIT	31	133	72
516 OTHER ORGANIC CHEMICALS	7 636	1 440	770	842 WOMEN,GIRL CLOTHNG,XKNIT	91	536	278
522 INORGANIC CHEM.ELEMENTS	104 549	13 526	7 170	845 OTHR.TEXTILE APPAREL,NES	137	275	146
523 METAL.SALTS,INORGAN,ACID	14 883	3 119	1 665	846 CLOTHING ACCESSRS,FABRIC	43	72	38
524 OTHER CHEMICAL COMPOUNDS	71 156	9 235	4 325	848 CLOTHNG,NONXTL;HEADGEAR	3	234	126
525 RADIO-ACTIVE MATERIALS	3 151	213 386	112 606	851 FOOTWEAR	6 044	9 741	5 218
531 SYNTH.COLOURS,LAKES,ETC.	811	2 136	1 132	871 OPTICAL INSTRUMENTS,NES	849	2 262	1 206
541 MEDICINES,ETC,EXC.GRPS22	1 845	9 970	5 283	872 MEDICAL INSTRUMENTS,NES	32	122	66
551 ESSENTL.OIL,PERFUME,FLAVR	139	526	279	874 MEASURE CONTROL INSTRMT	299	2 252	1 198
562 FERTILIZER,EXCEPT GRP272	556 978	17 370	9 366	881 PHOTOGRAPH APPAR.ETC,NES	5	121	65
571 POLYMERS OF ETHYLENE	37 859	5 672	2 989	883 CINE FILM EXPOSD.DEVELOP	14	331	178
572 POLYMERS OF STYRENE	1 390	320	171	885 WATCHES AND CLOCKS	308	1 014	546
573 POLYMERS,VINYL CHLORIDE	69 460	12 425	6 548	891 ARMS AND AMMUNITION	185	669	355
575 OTH.PLASTIC,PPMARY FORM	8 416	1 360	714	892 PRINTED MATTER	2 039	1 944	1 033
579 PLASTIC WASTE, SCRAP ETC	12 892	1 607	855	893 ARTICLES,NES,OF PLASTICS	387	89	49
591 INSECTICIDES, ETC.	400	69	37	894 BABY CARRIAGE,TOYS,GAMES	1 937	1 482	785
592 STARCHES,INULIN,ETC.	13 839	8 629	4 628	896 WORKS OF ART,ANTIQUE ETC	227	7 673	4 106
598 MISC.CHEMICAL PRODTS,NES	74 198	5 551	2 990	897 GOLD,SILVERWARE,JEWEL NES	17	7 310	3 950
611 LEATHER	3 699	4 027	2 165	898 MUSICAL INSTRUMENTS,ETC.	267	207	110
612 MANUFACT. LEATHER ETC,NES	.	61	33	899 MISC MANUFACTRD GOODS NES	1 731	641	340
613 FURSKINS,TANNED,DRESSED	149	2 768	1 479	961 COIN NONGOLD NONCURRENT	41	5 307	2 823
621 MATERIALS OF RUBBER	9 775	871	464	971 GOLD,NONMONTY EXCL DRES	160	367 117	194 133
625 RUBBER TYRES,TUBES,ETC.	15 156	1 623	853	972	1	4 551	2 424
629 ARTICLES OF RUBBER, NES	97	109	58	EXPORTS	38 649 390	11 525 910	6 146 590
634 VENEERS, PLYWOOD, ETC.	165 384	14 370	7 692	001 LIVE ANIMALS	37 410	17 130	9 032
635 WOOD MANUFACTURES, NES	6 608	813	433	011 BOVINE MEAT	221 875	47 606	26 169
641 PAPER AND PAPERBOARD	351 172	25 049	13 234	012 OTHER MEAT, MEAT OFFAL	10 863	1 916	1 064
642 PAPER,PAPERBOARD,CUT ETC	241	326	174	017 MEAT,OFFL,PRPD,PRSD,NES	854	461	252
651 TEXTILE YARN	5 489	4 899	2 649	022 MILK AND CREAM	163 510	66 536	35 147
652 COTTON FABRICS, MOVEN	20 592	11 812	6 317	023 BUTTER,OTHER FAT OF MILK	501 366	151 348	81 646
653 FABRICS,MAN-MADE FIBRES	8 107	5 999	3 202	024 CHEESE AND CURD	6 334	2 373	1 234
654 OTH.TEXTILE FABRIC,MOVEN	303	458	245	037 FISH ETC.PRPD,PRSD,NES	189	90	47
658 TEXTILE ARTICLES NES	541	648	344	041 WHEAT, MESLIN, UNMILLED	8 981 149	259 589	135 294
659 FLOOR COVERINGS, ETC.	3 303	28 080	14 941	042 RICE	306	67	35
663 MINERAL MANUFACTURES,NES	65	65	34	043 BARLEY, UNMILLED	3 114 797	68 426	36 966
664 GLASS	91 265	4 818	2 553	044 MAIZE UNMILLED	1 680	297	153
665 GLASSWARE	723	239	126	045 OTHER CEREALS, UNMILLED	1 090	91	50
666 POTTERY	1 807	888	468	048 CEREAL PREPARATIONS	31 471	2 739	1 457
667 PEARLS,PRECIOUS STONES	.	.	.	054 VEGETABLES	2 996	1 408	714
671 PIG IRON,SPIEGELEISN,ETC	1 483 308	129 978	69 226	056 VEGETABLES,PRPD,PRSD,NES	438	120	61
672 INGOTS ETC.IRON OR STEEL	553 568	28 127	15 106	058 FRUIT,PRESERVED,PREPARED	779	985	511
673 FLAT-ROLLED IRON ETC.	108 692	7 274	3 827	059 FRUIT, VEGETABLE JUICES	892	126	65
675 FLAT-ROLLED, ALLOY STEEL	37 599	343	178	061 SUGARS,MOLASSES,HONEY	190 059	16 543	8 487
676 IRON,STL.BAR,SHAPES ETC.	106 357	7 746	4 136	062 SUGAR CONFECTIONERY	79	65	35
678 WIRE OF IRON OR STEEL	37 919	2 621	1 380	071 COFFEE,COFFEE SUBSTITUTE	2 042	2 550	1 381
679 TUBES,PIPES,ETC.IRON,STL	143 249	9 505	5 062	072 COCOA	7 498	3 291	1 692
681 SILVER,PLATINUM,ETC.	78	91 052	48 559	073 CHOCOLATE,OTH.COCOA PREP	790	1 064	559
682 COPPER	585 516	299 206	158 622	081 ANIMAL FEED STUFF	211	437	237
683 NICKEL	243 787	584 034	309 140	091 MARGARINE AND SHORTENING	13 216	6 445	3 415
684 ALUMINIUM	181 666	68 360	36 194	098 EDIBLE PRD.PREPRTNS,NES	3 130	3 292	1 842
685 LEAD	18 101	2 439	1 301	111 NON-ALCOHOL.BEVERAGE,NES	10 780	1 313	695
689 MISC.NON-FERR.BASE METAL	.	.	.	112 ALCOHOLIC BEVERAGES	14 750	2 617	1 370
691 METALLIC STRUCTURES NES	748	165	86	122 TOBACCO, MANUFACTURED	447	1 185	645
692 CONTAINERS, STORAGE,TRNSP	1 636	313	164	232 SYNTHETIC RUBBER, ETC.	39 634	16 225	8 324
694 NAILS, SCREWS, NUTS, ETC.	919	131	66	247 WOOD ROUGH,ROUGH SQUARED	1 423	181	97
695 TOOLS	5 718	6 165	3 268	248 WOOD, SIMPLY WORKED	3 181	1 107	588
697 HOUSEHOLD EQUIPMENT,NES	500	338	180	251 PULP AND WASTE PAPER	373	113	57
699 MANUFACTS.BASE METAL,NES	14 201	1 799	963	263 COTTON	8 225	1 930	1 031
713 INTRNL COMBUS PSTN ENGIN	1 269	1 645	889	266 SYNTHETIC FIBRES	111 715	58 690	31 283
716 ROTATING ELECTRIC PLANT	3 365	1 682	886				
718 OTH.POWR.GENRTNG.MACHNRY	157	651	348				

7 IMPORTS AND EXPORTS (SPECIAL TRADE) BY COUNTRIES OF PRODUCTION AND CONSUMPTION AND BY GROUPS OF THE SITC-REV. III 1989

GROUP DESCRIPTION	DT = 100 KG	1 000 DM	1 000 \$	GROUP DESCRIPTION	DT = 100 KG	1 000 DM	1 000 \$
267 OTHER MAN-MADE FIBRES	178	95	49	723 CIVIL ENGINEERING EQUIPT	48 044	76 980	41 011
269 WORN CLOTHING, TEXTL. ARTL	1 661	334	181	724 TEXTILE, LEATHER MACHINES	81 399	490 804	262 962
273 STONE, SAND AND GRAVEL	2 356	177	94	725 PAPER, PULP MILL MACHINES	3 449	28 472	15 258
278 OTHER CRUDE MINERALS	13 770	585	306	726 PRINTING, BOOKBINDING MACHS	23 823	146 938	78 106
288 NON-FERROUS WASTE, SCRAP	906	4 479	2 389	727 FOOD-PROCESS. MCH. NON DOM	8 125	54 830	29 465
291 CRUDE ANIMAL MATERLS. NES	3	638	336	728 OTH. MACH, PTS, SPCL INDUST	163 667	675 952	359 598
292 CRUDE VEG. MATERIALS, NES	10 659	15 830	8 503	731 METAL REMOVAL WORK TOOLS	105 345	662 987	353 667
334 PETROLEUM PRODUCTS	31 399	4 932	2 605	733 MACH-TOOLS, METAL-WORKING	36 349	155 246	83 355
335 RESIDUAL PETROL. PRODUCTS	179 302	12 475	6 644	735 PARTS, NES, FOR MACH-TOOLS	5 553	61 437	32 905
421 FIXED VEG. FAT, OILS, SOFT	179 767	23 082	12 023	737 METALWORKING MACHNRY NES	17 391	108 693	58 948
431 ANIMAL, VEG. FATS, OILS, NES	17 373	2 704	1 417	741 HEATING, COOLING EQUIP, PART	.	.	.
511 HYDROCARBONS, NES, DERIVTS	470 274	39 532	21 004	742 PUMPS FOR LIQUIDS, PARTS	10 039	45 965	24 486
512 ALCOHOL, PHENOL, ETC. DERIV	129 814	37 979	19 907	743 PUMPS NES, CENTRIFUGS ETC	24 256	103 658	55 705
513 CARBOXYLIC ACIDS, DERIVTS	235 344	67 232	35 891	744 MECHANICAL HANDLING EQUIP	64 679	146 957	78 229
514 NITROGEN-FUNCT. COMPOUNDS	169 339	113 625	60 776	745 OTH. NONELEC MCH, TOOL, NES	20 090	167 464	89 856
515 ORGANIC-INORGANIC COMPOUNDS	58 104	61 773	32 925	746 BALL OR ROLLER BEARINGS	4 773	19 093	10 191
516 OTHER ORGANIC CHEMICALS	95 136	28 913	15 377	747 TAPS, COCKS, VALVES, ETC.	19 318	67 749	35 924
522 INORGANIC CHEM. ELEMENTS	446 875	67 467	35 714	748 TRANSMISSIONS SHAFTS ETC	6 075	18 580	9 926
523 METAL SALTS, INORGAN. ACID	27 683	5 341	2 827	749 NON-ELECT MACH. PARTS, ETC	3 370	20 501	10 927
524 OTHER CHEMICAL COMPOUNDS	11 304	1 291	665	751 OFFICE MACHINES	1 547	19 212	10 353
525 RADIO-ACTIVE MATERIALS	28	2 041	1 088	752 AUTOMATC. DATA PROC. EQUIP	7 946	150 659	80 397
531 SYNTH. COLOURS, LAKES, ETC.	26 365	74 960	39 698	759 PARTS, FOR OFFICE MACHINS	839	17 014	9 134
532 DYEING, TANNING MATERIALS	19 886	5 741	3 058	761 TELEVISION RECEIVERS ETC	1 428	7 646	4 148
533 PIGMENTS, PAINTS, ETC.	158 970	105 922	56 115	762 RADIO-BROADCAST RECEIVER	534	2 532	1 370
541 MEDICINES, ETC. EXC. GRP542	1 215	11 045	5 995	763 SOUND RECORDER, PHONOGRPH	182	4 992	2 657
542 MEDICAMENTS	5 778	115 300	64 095	764 TELECOMM. EQUIP. PARTS NES	1 014	28 280	15 100
551 ESSENT. OIL, PERFUME, FLAVR	2 041	11 081	5 886	771 ELECT SWITCH MACHNY, PARTS	2 080	14 056	7 480
553 PERFUMERY, COSMETICS, ETC.	53 515	32 290	17 610	772 ELEC. SWITCH, RELAY, CIRCUIT	6 697	89 370	47 207
554 SOAP, CLEANERS, POLISH, ETC	1 001 693	180 112	96 323	773 ELECTR. DISTRIBUT. EQPT NES	13 187	23 858	12 719
562 FERTILIZER, EXCEPT GRP272	57 424	4 919	2 584	774 ELECTRO-MEDCL. XRAY EQUIP	2 334	53 485	28 521
571 POLYMERS OF ETHYLENE	138 287	36 990	19 817	775 ODM, ELEC, NON-ELEC. EQUIPT	4 432	8 537	4 820
572 POLYMERS OF STYRENE	124 804	35 816	18 833	776 TRANSISTORS, VALVES, ETC.	1 337	9 393	4 992
573 POLYMERS, VINYL CHLORIDE	285 617	61 108	32 302	778 ELECTRIC. MACH. APPAR. NES	100 136	137 608	73 405
574 POLYACETAL, POLYCARBONATE	202 056	91 708	48 578	781 PASS. MOTOR VEHICLES, EXC. BUS	19 638	36 459	19 394
575 OTH. PLASTIC, PRIMARY FORM	431 140	195 149	103 370	782 GOODS, SPCL. TRANSPORT VEH	47 971	79 178	41 933
579 PLASTIC WASTE, SCRAP ETC	58	162	85	783 ROAD MOTOR VEHICLES NES	16 742	24 711	13 433
581 PLASTIC TUBE, PIPE, HOSE	10 766	18 269	9 677	784 PARTS, TRACTORS, MOTOR VEH	12 806	31 009	16 582
582 PLASTIC PLATE, SHEETS, ETC	144 431	94 082	49 808	785 CYCLES, MOTORCYCLES ETC.	81	513	269
583 MONOFILAMENT OF PLASTICS	510	530	311	786 TRAILERS, SEMI-TRAIL. ETC	34 801	24 414	13 274
584 INSECTICIDES, ETC.	28 201	95 504	50 738	791 RAILWAY VEHICLES, EQUIPMENT	3 915	4 219	2 249
592 STARCHES, INULIN, ETC.	58 807	20 881	11 025	792 AIRCRAFT, ASSCOTD. EQUIPNT	6	138	75
597 PREPRED. ADDITIVES, LIQUIDS	197 072	74 998	39 877	793 SHIP, BOAT, FLOAT, STRUCTRS	67 004	63 625	34 057
598 MISC. CHEMICAL PRODTS. NES	256 147	101 042	53 248	800 CPL. IND. PLANT CHAP 90/94	1 707	19 784	10 420
600 CPL. IND. PLANT CHAP 69-76	30 375	96 621	53 334	811 PREFABRICATED BUILDINGS	54 161	19 289	10 308
611 LEATHER	2 051	7 261	3 986	812 PLUMBING, SANITRY, EQPT, ETC	308	431	236
612 MANUFACT. LEATHER ETC. NES	10	128	69	813 LIGHTING FIXTURES ETC. NES	1 283	2 407	1 260
613 FURSKINS, TANNED, DRESSED	35	273	147	821 FURNITURE, CUSHIONS, ETC.	9 820	15 309	8 236
621 MATERIALS OF RUBBER	10 846	5 934	3 141	831 TRUNK, SUIT-CASES, BAG, ETC	88	403	211
625 RUBBER TYRES, TUBES, ETC.	1 366	1 057	567	841 MENS, BOYS CLOTHING, X-KNIT	331	2 265	1 268
629 ARTICLES OF RUBBER, NES	6 796	12 352	6 608	842 WOMEN, GIRL CLOTHING, X-KNIT	756	6 275	3 373
633 CORK MANUFACTURES	76	79	42	843 MENS, BOYS CLOTHING, KNIT	64	208	108
634 VENEERS, PLYWOOD, ETC.	44 667	10 662	5 653	844 WOMEN, GIRLS CLOTHING, KNIT	9	119	61
635 WOOD MANUFACTURES, NES	4 013	3 991	2 092	845 OTH. TEXTILE APPAREL, NES	474	2 344	1 270
641 PAPER AND PAPERBOARD	573 705	178 414	94 774	846 CLOTHING ACCESSORS, FABRIC	1 203	4 086	2 308
642 PAPER, PAPERBOARD, CUT ETC	136 641	37 037	19 798	848 CLOTHING, NONTEXTL; HEADGEAR	520	17 672	9 508
651 TEXTILE YARN	138 216	149 364	79 535	851 FOOTWEAR	60 232	255 149	138 517
652 COTTON FABRICS, WOVEN	721	1 350	740	871 OPTICAL INSTRUMENTS, NES	702	35 851	19 076
653 FABRICS, MAN-MADE FIBRES	3 016	4 695	2 514	872 MEDICAL INSTRUMENTS NES	15 936	77 475	41 530
654 OTH. TEXTILE FABRIC, WOVEN	450	304	164	873 METERS, COUNTERS, NES	49	1 374	728
655 KNIT, CROCHET, FABRIC NES	1 538	4 210	2 245	874 MEASURE, CONTROL INSTRMNT	14 381	261 341	138 994
656 TULLE, LACE, EMBROIDRY, ETC	50	193	99	881 PHOTOGRAPH APPAR. ETC. NES	1 157	24 234	12 972
657 SPECIAL YARN, TEXTL. FABRIC	34 898	50 963	27 000	882 PHOTO. CINEMATOGRPH. SUPPL	4 773	15 416	8 121
658 TEXTILE ARTICLES NES	956	1 601	867	883 CINE. FILM EXPOSD. DEVELOPD	8	127	65
659 FLOOR COVERINGS, ETC.	8 051	5 561	2 969	884 OPTICAL GOODS NES	5	1 716	924
661 LIME, CEMENT, CONSTR. MATRL	6 423	614	320	885 WATCHES AND CLOCKS	23	158	82
662 CLAY, REFRCT. CONSTR. MATRL	21 482	6 773	3 594	891 ARMS AND AMMUNITION	8	104	54
663 MINERAL MANUFACTURES, NES	36 382	26 318	13 936	892 PRINTED MATTER	54 582	62 076	32 935
664 GLASS	6 250	8 082	4 242	893 ARTICLES, NES, OF PLASTICS	86 035	44 301	23 397
665 GLASSWARE	478	748	397	894 BABY CARRIAGE, TOYS, GAMES	1 986	9 369	5 118
666 POTTERY	2 215	2 227	1 193	895 OFFICE, STATIONERY SUPPLS	560	4 224	2 277
667 PEARLS, PRECIOUS STONES	.	.	.	896 WORKS OF ART, ANTIQUE ETC	1 133	71 151	38 193
671 PIG IRON, SPIEGELEISH, ETC	3 957	2 748	1 487	897 GOLD, SILVERWARE, JEWEL NES	3	311	167
673 FLAT-ROLLED IRON ETC.	8 992 417	854 470	453 746	898 MUSICAL INSTRUMENTS, ETC.	12 348	44 838	23 924
674 FLAT-ROLLED PLATED IRON	269 906	46 977	24 924	899 MISC. MANUFACTRD GOODS NES	306	2 177	1 144
675 FLAT-ROLLED, ALLOY STEEL	418 266	86 332	45 779	941 COMPL. IND. PLANT CHAPT 99	49 316	49 655	26 621
676 IRON, STL. BAR, SHAPES ETC.	234 790	23 726	12 664	971 GOLD, NONMONTRY EXCL DRES	1	2 176	1 189
678 WIRE OF IRON OR STEEL	23 879	6 659	3 607				
679 TUBES, PIPES, ETC. IRON, STL	6 882 955	972 318	519 513	POLAND			
681 SILVER, PLATINUM, ETC.		551	286				
682 COPPER	20 323	38 207	20 166	IMPORTS	50 308 525	3 580 047	1 907 942
683 NICKEL	207	840	426				
684 ALUMINIUM	5 992	7 217	3 860	001 LIVE ANIMALS	183 668	64 884	34 365
691 METALLIC STRUCTURES NES	37 010	30 545	16 402	011 BOVINE MEAT	2 765	2 492	1 323
692 CONTAINERS, STORAGE, TRNSP	29 501	8 956	4 738	012 OTHER MEAT, MEAT OFFAL	199 340	121 000	66 331
693 WIRE PRODUCTS EXCL. ELECT	8 352	9 410	5 041	017 MEAT, OFFL. PRPD, PRSVD, NES	93 811	37 047	19 780
694 NAILS, SCREWS, NUTS, ETC.	803	1 152	619	022 MILK AND CREAM	13 074	3 523	1 851
695 TOOLS	4 393	47 405	25 281	025 EGGS, BIRDS, YOLKS, ALBUMIN	8 791	554	290
696 CUTLERY	39	329	172	034 FISH, FRESH, CHILLED, FROZEN	279 795	82 569	43 837
697 HOUSEHOLD EQUIPMENT, NES	570	825	440	035 FISH, DRIED, SALTED, SMOKED	7	539	397
699 MANUFACT. BASE METAL, NES	151 894	42 053	22 386	037 FISH ETC. PREPD, PRSVD, NES	7 924	1 050	572
700 CPL. IND. PLANT (84/85/87)	179 912	711 868	377 664	045 OTHER CEREALS, UNMILLED	5 196	438	235
712 STEAM GENER. BOILERS, ETC.	168	1 651	889	048 CEREAL PREPARATIONS	10 712	1 173	622
713 INTRNL. COMBUS. PSTN. ENGIN	29 968	1 049	585	054 VEGETABLES	1 129 426	78 160	41 526
714 ENGINES, MOTORS NON-ELECT	20	252	84 384	056 VEGETABLES, PRPD, PRSVD, NES	42 630	5 378	2 871
716 ROTATING ELECTRIC PLANT	6 071	20 822	137 057	057 FRUIT, NUTS EXCL. OIL NUTS	170 540	27 682	14 511
718 OTH. POWR. GENRTNG. MACHNRY	1 086	8 890	4 779	058 FRUIT, PRESERVED, PREPARED	318 778	57 823	30 828
721 AGRIC. MACHINES, EX. TRACTR	2 623	8 056	4 249	059 FRUIT, VEGETABLE JUICES	649 069	84 738	45 411
722 TRACTORS	249	822	460	061 SUGARS, MOLASSES, HONEY	190 017	7 659	4 104
				062 SUGAR CONFECTIONERY	5 584	1 458	780

7 IMPORTS AND EXPORTS (SPECIAL TRADE) BY COUNTRIES OF PRODUCTION AND CONSUMPTION AND BY GROUPS OF THE SITC-REV. III 1989

GROUP DESCRIPTION	DT = 100 KG	1 000 DM	1 000 \$	GROUP DESCRIPTION	DT = 100 KG	1 000 DM	1 000 \$
072 COCOA	32 286	19 687	10 522	678 WIRE OF IRON OR STEEL	101 469	7 191	3 821
073 CHOCOLATE,OTH.COCOA PREP	11 723	2 276	1 221	679 TUBES,PIPES,ETC.IRON,STL	222 638	23 023	12 250
075 SPICES	16 628	2 534	1 358	681 SILVER,PLATINUM,ETC.	1 604	54 991	29 188
081 ANIMAL FEED STUFF	522 682	15 392	8 288	682 COPPER	887 092	468 870	250 005
112 ALCOHOLIC BEVERAGES	8 482	3 593	1 918	683 NICKEL	247	914	461
121 TOBACCO, UNMANUFACTURED	278	192	102	684 ALUMINIUM	5 021	3 482	1 849
211 HIDES,SKINS(EX.FURS),RAW	15 737	420	224	685 LEAD	29 503	3 232	1 714
212 FURSKINS, RAW	145	2 392	1 269	686 ZINC	7 100	2 077	1 115
222 OILSEED(SFT.FIX VEG.OIL)	2 105 632	92 634	49 401	687 TIN	250	414	215
231 NATURAL RUBBER, ETC.	4 842	855	456	689 MISC.NON-FERR.BASE METAL	90	137	74
232 SYNTHETIC RUBBER, ETC.	103 888	11 229	5 931	691 METALLIC STRUCTURES NES	394 424	46 142	24 483
245 FUEL WOOD, WOOD CHARCOAL	77 833	3 728	1 979	692 CONTAINERS,STORAGE,TRNSP	21 431	5 086	2 703
246 WOOD IN CHIPS, PARTICLES	474 327	1 646	878	693 WIRE PRODUCTS EXCL.ELECT	39 008	5 903	3 141
247 WOOD ROUGH,ROUGH SQUARED	333 877	6 041	3 211	694 NAILS,SCREWS,NUTS,ETC.	160 532	16 446	8 744
248 WOOD, SIMPLY WORKED	1 555 220	59 646	31 768	695 TOOLS	13 563	9 023	4 816
251 PULP AND WASTE PAPER	63 088	8 194	4 373	696 CUTLERY	57	3 223	1 116
263 COTTON	7 156	406	218	697 HOUSEHOLD EQUIPMENT,NES	10 497	3 518	1 880
266 SYNTHETIC FIBRES	1 676	345	185	699 MANUFACTS.BASE METAL,NES	331 943	42 351	22 560
267 OTHER MAN-MADE FIBRES	24 920	2 764	1 480	711 STEAM GENER. BOILERS,ETC.	2 941	642	337
268 WOOL, OTHER ANIMAL HAIR	21	83	44	712 STEAM TURBINES	251	156	85
269 WORN CLOTHING,TEXTL.ARTL	5 869	756	404	713 INTRNL COMBUS PSTN ENGIN	25 709	33 177	17 411
272 FERTILIZERS, CRUDE	5 559	224	120	716 ROTATING ELECTRIC PLANT	12 439	6 966	3 713
273 STONE, SAND AND GRAVEL	2 554 140	2 326	1 240	718 OTH.POWR.GENRTNG.MACHNRY	43	58	30
274 SULPHUR,UNRSTD.IRON PYRS	43 024	1 021	563	721 AGRIC.MACHINES,EX.TRACTR	30 601	4 178	2 220
278 OTHER CRUDE MINERALS	63 882	2 949	1 570	723 CIVIL ENGINEERING EQUIPT	23 621	5 688	3 017
282 FERROUS WASTE AND SCRAP	678 764	14 060	7 432	724 TEXTILE,LEATHER MACHINES	20 025	5 801	3 075
287 ORE,CONCENTR. BASE METALS	2 316	164	90	725 PAPER,PULP, MILL MACHINES	170	118	65
288 NON-FERROUS WASTE, SCRAP	52 358	15 494	8 236	726 PRINTNG,BOOKBINDNG MACHS	246	42	239
289 PREC.METAL ORES,CONCRTS	69	1 850	1 016	727 FOOD-PROCESS.MCH.NON DOM	2 724	4 698	2 502
291 CRUDE ANIMAL MATERIALS,NES	104 864	34 140	18 254	728 OTH.MACH.PTS.SPCL INDUST	18 601	6 454	3 439
292 CRUDE VEG.MATERIALS, NES	146 502	21 372	11 414	731 METAL REMOVAL WORK TOOLS	11 285	9 911	5 255
321 COAL,NOT AGGLOMERATED	17 891 015	172 073	91 730	733 MACH-TOOLS,METAL-WORKING	384	108	57
322 BRIQUETTES,LIGNITE,PEAT	29 020	191	104	735 PARTS,NES,FOR MACH-TOOLS	5 970	4 818	2 570
325 COKE,SEMI-COKE,RET.CARBN	513 114	8 794	4 679	736 METALWORKING MACHNRY NES	22 188	2 113	1 126
334 PETROLEUM PRODUCTS	3 290 264	73 390	39 044	741 HEATING,COOLNG EQUIP,PART	2 416	879	463
335 RESIDUAL PETRODL.PRODUCTS	2 025 244	49 330	26 219	742 PUMPS FOR LIQUIDS,PARTS	5 751	950	502
344 PETROLEUM GASES, NES	144 455	5 066	2 683	743 PUMPS NES,CENTRIFUGS ETC	28 333	6 189	3 294
411 ANIMAL OILS AND FATS	16 987	885	474	744 MECHANICAL HANDLING EQUIP	31 191	4 961	2 631
421 FIXED VEG.FAT,OILS, SOFT	98 402	9 194	4 911	745 OTH.NONELEC MCH,TOOL,NES	5 413	3 259	1 738
431 ANIMAL,VEG.FATS,OILS,NES	88 591	5 112	2 711	746 BALL OR ROLLER BEARINGS	7 844	8 955	4 451
511 HYDROCARBONS,NES,DERIVTS	114 932	9 234	4 919	747 TAPS,COCKS,VALVES,ETC.	6 463	3 944	2 107
512 ALCOHOL,PHENOL,ETC.DERIV	25 146	4 008	2 132	748 TRANSMISSIONS SHAFTS ETC	19 828	7 388	3 905
513 CARBOXYLIC ACIDS,DERIVTS	12 093	3 211	1 699	749 NON-ELECT MACH,PARTS,ETC	8 249	2 497	1 336
514 NITROGEN-FUNCT.COMPOUNDS	18 720	4 906	2 617	751 OFFICE MACHINES	156	231	122
515 ORGANO-INORGANIC COMPNDS	48 674	13 545	7 052	752 AUTOMATC.DATA PROC.EQUIP	7	109	57
516 OTHER ORGANIC CHEMICALS	11 918	3 145	1 660	759 PARTS,FOR OFFICE MACHINS	79	99	54
522 INORGANIC CHEM.ELEMENTS	168 422	19 438	10 339	761 TELEVISION RECEIVERS ETC	502	442	238
523 METAL.SALTS,INORGAN.ACID	376 110	12 744	6 795	762 RADIO-BROADCAST RECEIVER	5 408	6 105	3 250
524 OTHER CHEMICAL COMPOUNDS	7 865	2 755	1 531	763 SOUND RECORDER,PHONOGRPH	1 566	1 446	787
531 SYNTH.COLOURS,LAKES,ETC.	545	953	506	764 TELECOMM.EQUIP,PARTS NES	15 409	10 743	5 733
533 PIGMENTS, PAINTS, ETC.	1 194	338	175	771 ELECT POWER MACHNRY,PARTS	8 743	3 730	1 957
541 MEDICINES,ETC.EXC.GRPS42	103	1 495	792	772 ELEC.SWITCH.RELAY.CIRCUT	2 848	3 915	2 090
542 MEDICAMENTS	280	109	573	773 ELECTR DISTRIBT.EQPT NES	120 495	32 892	17 493
551 ESSNTL.OIL,PERFUME,FLAVR	9 159	1 364	733	774 ELECTRO-MEDCL,XRAY EQUIP	90	83	42
553 PERFUMERY,COSMETICS,ETC.	97	160	85	775 DOM.ELEC.NON-ELEC.EQUIPT	26 330	16 021	8 522
554 SOAP,CLEANERS,POLISH,ETC	628	158	84	776 TRANSISTORS,VALVES,ETC.	7 232	6 169	3 267
562 FERTILIZER,EXCEPT GRP272	1 098 254	22 208	11 874	778 ELECTRIC.MACH.APPART.NES	28 478	8 919	4 780
571 POLYMERS OF ETHYLENE	28 706	4 196	2 235	781 PASS.MOTOR VEHCLS.EX.BUS	35 279	16 673	8 899
572 POLYMERS OF STYRENE	762	111	63	782 GOODS,SPCL TRANSPORT VEH	1 212	1 443	791
573 POLYMERS,VINYL CHLORIDE	125 232	17 665	9 425	783 ROAD MOTOR VEHICLES NES	216	776	400
574 POLYACETAL,POLYCARBONATE	20 062	3 618	1 913	784 PARTS,TRACTORS,MOTOR VEH	6 272	2 669	1 434
575 OTH.PLASTIC,PRIMARY FORM	217 006	10 541	5 626	785 CYCLES,MOTORCYCLES ETC.	7 219	3 520	1 866
579 PLASTIC WASTE, SCRAP ETC	8 127	1 088	576	786 TRAILERS,SEMI-TRAILR,ETC	57 761	10 133	5 414
582 PLASTIC PLATE,SHEETS,ETC	15 639	3 261	1 742	791 RAILWAY VEHICLES.EQUIPNT	1 220	144	77
582 STARCHES,INULIN,ETC.	52 438	34 487	18 443	792 AIRCRAFT,ASOCTD.EQUIPNT	1 36	98	49
593 EXPLOSIVES,PYROTECHNICS	4 803	698	373	793 SHIP,BOAT,FLOAT.STRUCTRS	1 356	1 046	553
597 PREPRD ADDITIVES,LIQUIDS	1 001	115	62	811 PREFABRICATED BUILDINGS	22 546	2 516	1 340
598 MISC.CHEMICAL PRODTS,NES	57 449	3 069	1 629	812 PLUMBNG,SANITRY,EQPT.ETC	1 081	373	211
611 LEATHER	10 710	2 969	1 572	813 LIGHTNG FIXTURES ETC.NES	18 918	9 412	5 001
612 MANUFACT. LEATHER ETC.NES	29	93	50	821 FURNITURE,CUSHIONS,ETC.	613 318	162 783	86 846
613 FURSKINS,TANNED,DRESSED	185	492	264	831 TRUNK,SUIT-CASES,BAG,ETC	16 382	16 816	8 975
621 MATERIALS OF RUBBER	21 822	4 361	2 331	841 MENS,BOYS CLOTHNG,X-KNIT	39 394	180 032	95 871
625 RUBBER TYRES,TUBES,ETC.	33 314	6 775	3 603	842 WOMEN,GIRL CLOTHNG,XKNIT	32 601	223 413	119 175
629 ARTICLES OF RUBBER, NES	2 477	1 193	643	843 MENS,BOYS CLOTHNG,KNIT	4 108	9 245	4 920
634 VENEERS, PLYWOOD, ETC.	251 161	12 577	6 885	844 WOMEN,GIRLS CLOTHNG,KNIT	3 739	12 300	6 565
635 WOOD MANUFACTURES, NES	535 603	32 745	17 293	845 OTHR.TEXTILE APPAREL,NES	9 516	26 731	14 214
641 PAPER AND PAPERBOARD	362 501	29 221	15 500	846 CLOTHING ACCESSRS,FABRIC	1 080	2 112	1 123
642 PAPER,PAPERBOARD,CUT ETC	16 612	2 957	1 574	848 CLOTHING,NONTXTL;HEADGEAR	1 925	10 377	5 532
651 TEXTILE YARN	6 585	1 630	866	851 FOOTWEAR	24 598	46 574	24 675
652 COTTON FABRICS, WOVEN	2 629	2 322	1 236	871 OPTICAL INSTRUMENTS,NES	84	474	254
653 FABRICS,MAN-MADE FIBRES	2 282	2 302	1 230	872 MEDICAL INSTRUMENTS NES	286	1 994	1 077
654 OTH.TEXTILE FABRIC,WOVEN	2 791	4 297	2 292	873 METERS,COUNTERS,NES	112	214	112
655 KNIT,CROCHET,FABRIC NES	5 929	4 770	2 535	874 MEASURE,CONTROL INSTRMNT	2 842	8 038	4 277
656 TULLE,LACE,EMBROIDRY,ETC	312	527	279	881 PHOTOGRAPH APPAR.ETC.NES	119	185	100
657 SPECIAL YARN,XTXL FABRIC	1 522	833	445	884 OPTICAL GOODS NES	16	120	63
658 TEXTILE ARTICLES NES	13 155	13 745	7 349	885 WATCHES AND CLOCKS	378	723	385
659 FLOOR COVERINGS, ETC.	878	632	343	891 ARMS AND AMMUNITION	299	178	94
661 LIME,CEMENT,CONSTR.MATRL	2 446 139	19 449	10 288	892 PRINTED MATTER	525	967	514
662 CLAY,REFRCT.CONSTR.MATRL	47 402	2 878	1 525	893 ARTICLES,NES,OF PLASTICS	15 400	5 644	2 994
663 MINERAL MANUFACTURES,NES	84 743	3 554	1 891	894 BABY CARRIAGE,TOYS,GAMES	12 511	8 795	4 672
664 GLASS	253 967	14 700	7 831	895 OFFICE,STATIONERY SUPPLS	269	308	165
665 GLASSWARE	372 662	22 048	11 728	896 WORKS OF ART,ANTIQUE ETC	224	1 988	1 081
666 POTTERY	5 132	1 670	888	897 GOLD,SILVERWARE,JEWEL NES	8	984	522
671 PIG IRON,SPIEGELEISN,ETC	34 498	3 757	1 973	898 MUSICAL INSTRUMENTS,ETC.	1 506	1 397	743
672 INGOTS ETC.IRON OR STEEL	125 262	12 764	6 771	899 MISC MANUFCTRD GOODS NES	20 328	6 393	3 395
673 FLAT-ROLLED IRON ETC.	973 854	68 686	36 535	961 COIN NONGOLD NONCURRENT	3	285	154
674 FLAT-ROLLED PLATED IRON	92 681	10 617	5 596	971 GOLD,NONMONTY EXCL ORES	557	11 438	6 113
676 IRON,STL.BAR,SHAPES ETC.	1 860 770	120 742	64 011				
677 RAILWAY TRACK IRON,STEEL				EXPORTS	21 036 906	4 470 395	2 380 792

7 IMPORTS AND EXPORTS (SPECIAL TRADE) BY COUNTRIES OF PRODUCTION AND CONSUMPTION AND BY GROUPS OF THE SITC-REV. III 1989

GROUP DESCRIPTION	DT = 100 KG	1 000 DM	1 000 \$	GROUP DESCRIPTION	DT = 100 KG	1 000 DM	1 000 \$
001 LIVE ANIMALS	2 233	1 155	613	613 FURSKINS, TANNED, DRESSED	1 305	3 051	1 636
011 BOVINE MEAT	660 045	192 674	101 427	621 MATERIALS OF RUBBER	4 575	5 258	2 788
012 OTHER MEAT, MEAT OFFAL	6 366	908	472	625 RUBBER TYRES, RUBBERS, ETC.	22 008	7 151	3 803
016 MEAT, ED. OFFL, DRY, SLT, SMK	1 057	106	58	629 ARTICLES OF RUBBER, NES	5 059	9 341	4 967
017 MEAT, OFFL, PRPD, PRSVD, NES	5 029	2 463	1 339	634 VENEERS, PLYWOOD, ETC.	1 768	661	352
022 MILK AND CREAM	9 525	2 665	1 425	635 WOOD MANUFACTURES, NES	3 182	1 723	923
023 BUTTER, OTHER FAT OF MILK	64 713	19 452	10 450	641 PAPER AND PAPERBOARD	122 962	37 856	20 135
024 CHEESE AND CURD	36 977	13 324	7 093	642 PAPER, PAPERBOARD, CUT ETC	37 300	14 324	7 634
034 FISH, FRESH, CHILLED, FROZN	87	570	305	651 TEXTILE YARN	22 957	31 361	16 651
036 CRUSTACEANS, MOLLUSCS ETC	104	277	156	652 COTTON FABRICS, WOVEN	31 185	73 562	39 203
037 FISH-ETC. PRPD, PRSVD, NES	276	277	152	653 FABRICS, MAN-MADE FIBRES	36 373	133 150	71 120
041 WHEAT, MESLIN, UNMILLED	10 898 542	331 080	175 446	654 OTH. TEXTILE FABRIC, WOVEN	12 622	53 442	28 058
043 BARLEY, UNMILLED	2 010 020	47 309	25 197	655 KNIT, CROCHET, FABRIC NES	10 159	24 548	13 076
044 MAIZE UNMILLED	45	64	34	656 TULLE, LACE, EMBROIDRY, ETC	1 296	6 704	3 583
045 OTHER CEREALS, UNMILLED	550 516	15 126	7 906	657 SPECIAL YARN, TKTL, FABRIC	20 473	32 135	17 075
047 OTHER CEREAL MEAL, FLOURS	156 295	3 195	1 697	658 TEXTILE ARTICLES, NES	4 802	5 454	2 909
048 CEREAL PREPARATIONS	1 315	681	365	659 FLOOR COVERINGS, ETC.	22 860	12 691	6 861
054 VEGETABLES	2 060	267	143	661 LIME, CEMENT, CONSTR. MATRL	2 266	214	112
056 VEGETABLES, PRPD, PRSVD, NES	786	165	90	662 CLAY, REFRACT. CONSTR. MATRL	99 680	11 878	6 390
057 FRUIT, NUTS EXCL. OIL NUTS	52 726	6 776	3 758	663 MINERAL MANUFACTURES, NES	24 477	17 634	9 372
058 FRUIT, PRESERVED, PREPARED	7 708	1 735	926	664 GLASS	7 165	5 706	3 052
059 FRUIT, VEGETABLE JUICES	19 181	2 017	1 081	665 GLASSWARE	12 696	5 714	3 133
061 SUGARS, MOLASSES, HONEY	305 195	18 353	9 525	666 POTTERY	313	257	137
062 SUGAR CONFECTIONERY	7 288	4 632	2 500	667 PEARLS, PRECIOUS STONES	.	.	.
071 COFFEE, COFFEE SUBSTITUTE	41 957	21 433	11 510	671 PIG IRON, SPIEGELEISN, ETC	17 244	4 035	2 104
072 COCOA	32 879	9 773	5 222	672 INSGTS ETC. IRON OR STEEL	6 375	1 219	651
073 CHOCOLATE, OTH. COCOA PREP	18 024	11 062	6 057	673 FLAT-ROLLED IRON ETC.	319 357	37 850	20 125
074 TEA AND MATE	5 283	3 008	1 608	674 FLAT-ROLLED PLATED IRON	65 110	12 972	6 322
075 SPICES	1 040	1 040	581	675 FLAT-ROLLED, ALLOY STEEL	112 917	58 944	31 078
081 ANIMAL FEED STUFF	777 578	61 660	32 779	676 IRON, STL, BAR, SHAPES ETC.	148 745	30 883	16 413
091 MARGARINE AND SHORTENING	29 015	4 207	2 300	677 WIRE OF IRON OR STEEL	57 591	15 477	8 282
098 EDIBLE PROD. PREPRTNS, NES	288 177	26 449	13 955	679 TUBES, PIPES, ETC. IRON, STL	257 155	51 483	27 252
111 NON-ALCOHOL. BEVERAGE, NES	41 291	4 162	2 210	681 SILVER, PLATINUM, ETC.	59	672	361
112 ALCOHOLIC BEVERAGES	311 005	57 544	31 130	682 COPPER	10 739	15 199	8 081
122 TOBACCO, MANUFACTURED	3 002	7 472	4 010	683 NICKEL	444	1 796	960
211 HIDES, SKINS (EX. FURS), RAW	17 358	11 247	5 962	684 ALUMINIUM	9 349	7 307	3 896
222 OILSEED (SFT. EX. VEG. OIL)	9 519	1 497	797	685 LEAD	443	276	145
231 NATURAL RUBBER, ETC.	5 577	295	155	687 TIN	84	139	71
232 SYNTHETIC RUBBER, ETC.	13 554	5 132	2 747	689 MISC. NON-FERR. BASE METAL	21	652	345
247 WOOD ROUGH, SQUARE	5 637	104	55	691 METALLIC STRUCTURES NES	15 074	13 987	7 489
248 WOOD, SIMPLY WORKED	5 027	1 418	752	692 CONTAINERS, STORAGE, TRNSP	9 255	4 541	2 433
251 PULP AND WASTE PAPER	35 252	2 157	1 154	693 WIRE PRODUCTS EXCL. ELECT	42 485	17 298	9 270
263 COTTON	11 028	3 309	1 759	694 NAILS, SCREWS, NUTS, ETC.	10 270	4 470	2 375
265 SYNTHETIC FIBRES	5 709	1 791	955	695 TOOLS	3 862	22 549	11 976
267 OTHER MAN-MADE FIBRES	748	363	190	696 CUTLERY	1 451	3 204	1 741
268 WOOL, OTHER ANIMAL HAIR	2 425	2 244	1 223	697 HOUSEHOLD EQUIPMENT, NES	7 605	3 114	1 666
269 WORN CLOTHING, TEXTL, ARTL	15 106	3 782	2 074	699 MANUFACTS. BASE METAL, NES	43 137	29 214	15 517
273 STONE, SAND AND GRAVEL	22 229	4 494	2 637	700 CPL IND PLANT (84/85/87)	1 804	1 244	667
277 NATURAL ABRASIVES, NES	1 196	951	504	711 STEAM GENER. BOILERS, ETC.	2 659	6 462	3 445
278 OTHER CRUDE MINERALS	53 200	3 524	1 880	712 STEAM TURBINES	211	1 439	758
282 FERROUS WASTE AND SCRAP	5 458	118	64	713 INTNL COMBUS PSTN ENGIN	2 888	14 059	7 457
285 ALUMINIUM ORE, CONCTR. ETC	29 881	3 145	1 689	716 ROTATING ELECTRIC PLANT	4 742	15 857	8 482
287 ORE, CONCENTR. BASE METALS	2 506	520	283	718 OTH. POWR. GENRTNG. MACHNRY	1 694	4 727	2 536
288 NON-FERROUS WASTE, SCRAP	23 498	2 997	1 573	721 AGRIC. MACHINES, EX. TRACTR	21 281	32 879	17 396
291 CRUDE ANIMAL MATERIALS, NES	324	1 300	699	722 TRACTORS	906	1 259	657
292 CRUDE VEG. MATERIALS, NES	5 788	4 992	2 709	723 CIVIL ENGINEERING EQUIPT	13 774	28 413	15 069
321 COAL, NOT AGGLOMERATED	9 202	255	133	724 TEXTILE, LEATHER MACHINES	32 717	144 183	77 339
334 PETROLEUM PRODUCTS	46 720	9 194	4 927	725 PAPER, PULP MILL MACHINES	3 597	13 068	6 969
335 RESIDUAL PETROL. PRODUCTS	44 255	4 550	2 447	726 PRINTNG, BOOKBINDNG MACHS	6 089	17 913	9 648
411 ANIMAL OILS AND FATS	2 911	495	274	727 FOOD-PROCESS. MCH. NON DOM	7 019	37 918	20 140
421 FIXED VEG. FAT, OILS, SOFT	78 972	8 750	4 722	728 OTH. MACH. PTS, SPCL INDUST	40 612	137 828	73 835
422 FIXED VEG. FAT, OILS, OTHER	29 216	4 696	2 452	731 METAL REMOVAL WORK TOOLS	13 124	74 920	39 717
431 ANIMAL, VEG. FATS, OILS, NES	119 863	13 737	7 306	733 MACH-TOOLS, METAL-WORKING	14 046	37 193	19 925
511 HYDROCARBONS, NES, DERIVTS	38 379	8 659	4 595	735 PARTS, NES, FOR MACH-TOOLS	3 784	19 562	10 460
512 ALCOHOL, PHENOL, ETC. DERIV	153 682	34 750	18 578	737 METALWORKING MACHNRY NES	6 815	32 042	17 026
513 CARBOXYLIC ACIDS, DERIVTS	39 629	14 311	7 561	741 HEATING, COOLNG EQUIP, PART	.	.	.
514 NITROGEN-FUNCT. COMPOUNDS	32 428	29 864	16 073	742 PUMPS FOR LIQUIDS, PARTS	5 264	29 096	15 513
515 ORGANO-INORGANIC COMPNDS	32 511	42 432	22 643	743 PUMPS NES, CENTRIFUGS ETC	9 525	45 388	24 139
516 OTHER ORGANIC CHEMICALS	22 184	8 996	4 783	744 MECHANICAL HANDLING EQUIP	16 528	38 090	20 208
522 INORGANIC CHEM. ELEMENTS	146 886	17 044	9 117	745 OTH. NONELEC MCH, TOOL, NES	15 073	83 960	44 668
523 METAL, SALTS, INORGAN. ACID	38 905	6 279	3 321	746 BALL OR ROLLER BEARINGS	15 019	36 287	19 269
524 OTHER CHEMICAL COMPOUNDS	6 467	2 897	1 547	747 TAPS, COCKS, VALVES, ETC.	6 308	24 856	13 281
525 RADIO-ACTIVE MATERIALS	7	698	367	748 TRANSMISSIONS SHAFTS ETC	6 604	20 963	11 166
531 SYNTH. COLOURS, LAKES, ETC.	8 923	24 179	12 881	749 NON-ELECT MACH. PARTS, ETC	3 530	11 789	8 126
532 DYEING, TANNING MATERIALS	7 545	2 077	1 109	751 OFFICE MACHINES	1 697	11 799	6 321
533 PIGMENTS, PAINTS, ETC.	44 755	33 229	17 637	752 AUTOMATC. DATA PROC. EQUIP	2 830	32 523	17 559
541 MEDICINES, ETC. EXC. GRP542	4 443	36 527	19 277	759 PARTS, FOR OFFICE MACHINS	1 515	10 557	5 620
542 MEDICAMENTS	31 948	69 168	36 833	761 TELEVISION RECEIVERS ETC	7 368	24 302	13 586
551 ESSNTL. OIL, PERFUME, FLAVR	4 117	11 853	6 308	762 RADIO-BROADCAST RECEIVER	1 265	5 237	2 804
553 PERFUMEPY, COSMETICS, ETC.	18 808	17 049	9 188	763 SOUND RECORDER, PHONOGRPH	5 568	6 384	3 425
554 SOAP, CLEANERS, POLISH, ETC	40 794	14 791	7 863	764 TELECOMM. EQUIP. PARTS NES	3 488	25 993	13 909
562 FERTILIZER, EXCEPT GRP272	110 094	3 940	2 086	771 ELECT POWER MACHNRY. PARTS	697	4 090	2 180
571 POLYMERS OF ETHYLENE	16 604	4 202	2 268	772 ELEC. SWITCH, RELAY, CIRCUIT	2 827	30 840	16 423
572 POLYMERS OF STYRENE	17 875	5 930	3 146	773 ELECTR DISTRIB. EQPT NES	28 563	17 779	9 467
573 POLYMERS, VINYL CHLORIDE	73 975	19 427	10 383	774 ELECTRO-MECL, XRAY EQUIP	552	25 859	13 803
574 POLYACETAL, POLYCARBONATE	27 854	15 662	8 359	775 DOM. ELEC. NON-ELEC. EQUIPT	4 473	10 013	5 361
575 OTH. PLASTIC, PRIMARY FORM	171 000	64 305	34 174	776 TRANSISTORS, VALVES, ETC.	778	10 225	5 455
579 PLASTIC WASTE, SCRAP ETC	7 188	528	282	778 ELECTRIC MACH. APPART. NES	26 953	46 582	24 888
581 PLASTIC TUBE, PIPE, HOSE	514	1 691	893	781 PASS. MOTOR VEHCLS. EX. BUS	209 127	179 276	95 508
582 PLASTIC PLATE, SHEETS, ETC	17 457	18 897	10 005	782 GOODS, SPCL TRANSPORT VEH	49 928	32 608	17 398
583 MONOFILAMENT OF PLASTICS	1 783	1 315	711	783 ROAD MOTOR VEHICLES NES	11 690	15 032	8 151
591 INSECTICIDES, ETC.	43 761	51 577	27 446	784 PARTS, TRACTORS, MOTOR VEH	99 395	53 934	28 644
592 STARCHES, INULIN, ETC.	23 665	6 119	3 238	785 CYCLES, MOTORCYCLES ETC.	379	1 125	598
593 EXPLOSIVES, PYROTECHNICS	36	83	45	786 TRAILERS, SEMI-TRAILR, ETC	47 728	44 129	23 585
597 PREPRD ADDITIVES, LIQUIDS	30 039	10 990	5 863	791 RAILWAY VEHICLES, EQUIPNT	3 782	2 330	1 232
598 MISC. CHEMICAL PRDTS, NES	102 290	46 757	24 869	793 SHIP, BOAT FLOAT, STRUCTRS	385	1 344	716
600 CPL IND PLANT CHAP 69-76	2 411	1 044	568	811 PREFABRICATED BUILDINGS	1 569	608	329
611 LEATHER	3 465	11 258	6 062	812 PLUMBNG, SANITRY, EQPT, ETC	11 179	3 493	1 866
612 MANUFACT. LEATHER ETC. NES	93	166	86	813 LIGHTNG FIXTURES ETC. NES	1 395	3 913	2 068

7 IMPORTS AND EXPORTS (SPECIAL TRADE) BY COUNTRIES OF PRODUCTION AND CONSUMPTION AND BY GROUPS OF THE SITC-REV. III 1989

GROUP DESCRIPTION	DT = 100 KG	1 000 DM	1 000 \$	GROUP DESCRIPTION	DT = 100 KG	1 000 DM	1 000 \$
821 FURNITURE,CUSHIONS,ETC.	10 981	8 979	4 824	525 RADIO-ACTIVE MATERIALS	342	1 421	767
831 TRUNK,SUIT-CASES,BAG,ETC	429	1 201	642	531 SYNTH.COLOURS,LAKES,ETC.	3 122	7 393	3 947
841 MENS,BOYS CLOTHING,X-KNIT	3 669	9 307	4 989	532 DYEING,TANNING MATERIALS	1 277	192	100
842 WOMEN,GIRL CLOTHING,XKNIT	2 659	9 424	5 026	533 PIGMENTS, PAINTS, ETC.	17 441	2 403	1 272
843 MENS,BOYS CLOTHING,KNIT	615	1 367	724	541 MEDICINES,ETC.EXC.GRP542	983	13 811	7 367
844 WOMEN,GIRLS CLOTHING,KNIT	743	2 485	1 312	542 MEDICAMENTS	130	141	78
845 OTHR.TEXTILE APPAREL,NES	2 673	9 142	4 890	554 SOAP,CLEANERS,POLISH,ETC	10 506	1 357	719
846 CLOTHING ACCESSRS,FABRIC	3 667	13 180	7 085	562 FERTILIZER,EXCEPT GRP272	434 019	7 300	3 913
848 CLOTHING,NDWXTL;HEADGEAR	1 423	6 534	3 454	571 POLYMERS OF ETHYLENE	191 083	25 628	13 611
851 FOOTWEAR	15 813	23 769	12 788	572 POLYMERS OF STYRENE	28 806	5 736	3 060
871 OPTICAL INSTRUMENTS,NES	205	4 999	2 662	573 POLYMERS,VINYL CHLORIDE	251 023	37 157	19 758
872 MEDICAL INSTRUMENTS NES	5 387	29 498	15 786	574 POLYACETAL,POLYCARBONATE	3 739	1 502	791
873 METERS,COUNTERS,NES	306	3 119	1 686	575 OTH.PLASTIC,PRIMARY FORM	272 882	12 969	6 917
874 MEASURE,CONTROL INSTRMNT	2 925	68 333	36 278	579 PLASTIC WASTE, SCRAP ETC	68 880	3 554	1 892
881 PHOTOGRAPH APPAR.ETC.NES	592	5 320	2 813	581 PLASTIC TUBE,PIPE,HOSE	594	148	77
882 PHOTO.CINEMATOGRPH.SUPPL	2 988	5 455	2 908	582 PLASTIC PLATE,SHEETS,ETC	55 761	14 351	7 672
884 OPTICAL GOODS NES	31	951	507	583 MONOFILAMENT OF PLASTICS	160	121	65
885 WATCHES AND CLOCKS	306	3 212	1 722	591 INSECTICIDES, ETC.	2 187	540	290
891 ARMS AND AMMUNITION	94	679	362	592 STARCHES,INULIN,ETC.	29 267	4 221	2 233
892 PRINTED MATTER	14 863	13 737	7 258	593 EXPLOSIVES,PYROTECHNICS	3 662	589	316
893 ARTICLES,NES,OF PLASTICS	52 976	30 654	16 264	598 MISC.CHEMICAL PRODTS.NES	52 840	13 232	7 062
894 BABY CARRIAGE, TOYS,GAMES	1 646	4 620	2 498	611 LEATHER	153	185	96
895 OFFICE,STATIONERY SUPPLS	1 083	3 849	2 045	613 FURSKINS,TANNED,DRESSED	48	789	416
896 WORKS OF ART,ANTIQUE ETC	110	18 368	9 781	621 MATERIALS OF RUBBER	22 865	4 767	2 526
897 GOLD,SILVERWARE,JEWL.NES	10	4 370	2 318	625 RUBBER TYRES,TUBES,ETC.	29 895	7 986	4 250
898 MUSICAL INSTRUMENTS,ETC.	12 797	31 860	16 924	629 ARTICLES OF RUBBER, NES	10 574	2 796	1 485
899 MISC MANUFACTRD GOODS NES	3 924	22 039	11 759	634 VENEERS, PLYWOOD, ETC.	627 012	24 450	12 975
971 GOLD,NDNMONTYR EXCL DRES		778	414	635 WOOD MANUFACTURES, NES	788 214	30 569	16 267
				641 PAPER AND PAPERBOARD	535 721	46 016	24 545
				642 PAPER,PAPERBOARD,CUT ETC	24 810	5 085	2 692
				651 TEXTILE YARN	126 330	38 621	20 553
				652 COTTON FABRICS, WOVEN	32 117	35 252	18 851
				653 FABRICS,MAN-MADE FIBRES	16 037	23 167	12 378
				654 OTH.TEXTILE FABRIC,WOVEN	13 125	9 144	4 861
				655 KNIT,CROCHET FABRIC NES	9 307	5 617	3 005
				656 TULLE,LACE,EMBROIDRY.ETC	390	950	507
				657 SPECIAL YARN,TXTL.FABRIC	21 352	6 669	3 546
				658 TEXTILE ARTICLES NES	33 810	33 926	18 109
				659 FLOOR COVERINGS, ETC.	5 305	4 224	2 249
				661 LIME,CEMENT,CONSTR.MATRL	1 947 841	26 522	14 100
				662 CLAY,REFRCT.CONSTR.MATRL	61 373	3 966	2 130
				663 MINERAL MANUFACTURES,NES	297 518	6 832	3 639
				664 GLASS	381 531	30 211	16 065
				665 GLASSWARE	338 940	38 114	20 324
				666 POTTERY	8 452	3 090	1 633
				671 PIG IRON, SPIEGELEISN,ETC	142 456	18 333	9 760
				672 INGOTS ETC.IRON OR STEEL	5 325	254	136
				673 FLAT-ROLLED IRON ETC.	1 314 559	98 083	52 306
				674 FLAT-ROLLED PLATED IRON	40 150	4 443	2 384
				675 FLAT-ROLLED, ALLOY STEEL	1 506	452	244
				676 IRON, STL.BAR,SHAPES ETC.	1 441 805	103 386	55 198
				677 RAILWAY TRACK IRON,STEEL	19 382	1 467	775
				678 WIRE OF IRON OR STEEL	561 564	36 687	19 479
				679 TUBES,PIPES,ETC.IRON,STL	325 207	25 345	13 497
				681 SILVER,PLATINUM,ETC.	41	1 713	908
				682 COPPER	7 064	3 771	1 970
				684 ALUMINIUM	10 506	4 527	2 436
				685 LEAD	47 096	5 708	3 042
				689 MISC.NON-FERR.BASE METAL	5	253	132
				691 METALLIC STRUCTURES NES	25 781	4 030	2 138
				692 CONTAINERS,STORAGE,TRNSP	9 255	1 980	1 048
				693 WIRE PRODUCTS EXCL.ELECT	14 095	2 048	1 094
				694 NAILS,SCREWS,NUTS,ETC.	60 882	6 066	3 234
				695 TOOLS	4 383	5 178	2 752
				696 CUTLEPY	69	289	153
				697 HOUSEHOLD EQUIPMENT,NES	16 512	4 802	2 571
				699 MANUFACTS.BASE METAL,NES	80 555	12 282	6 533
				711 STEAM GENER. BOILERS,ETC.	1 801	948	497
				713 INTRNL COMBUS PSTN ENGIN	1 201	1 670	894
				716 ROTATING ELECTRIC PLANT	40 941	16 513	8 841
				718 OTH.POWR.GENRTNG.MACHNRY	274	296	158
				721 AGRIC.MACHINES,EX.TRACTR	10 077	2 246	1 190
				722 TRACTORS	8 707	3 215	1 700
				723 CIVIL ENGINEERING EQUIPT	23 226	7 747	4 090
				724 TEXTILE,LEATHER MACHINES	3 764	2 284	1 219
				725 PAPER,PULP MILL MACHINES	31	238	126
				726 PRINTNG,BOOKBINDNG MACHS	2 367	4 510	2 444
				727 FOOD-PROCESS.MCH.NON DOM	121	677	365
				728 OTH.MACH,PTS,SPCL INDUST	12 481	8 519	4 551
				731 METAL REMOVAL WORK TOOLS	28 505	25 687	13 818
				733 MACH-TOOLS,METAL-WORKING	7 408	2 945	1 601
				735 PARTS,NES,FOR MACH-TOOLS	8 718	4 806	2 546
				737 METALWORKING MACHNRY NES	1 457	1 354	716
				741 HEATING,COOLING EQUIP,PART	1 589	999	535
				742 PUMPS FOR LIQUIDS,PARTS	3 877	3 203	1 703
				743 PUMPS NES,CENTRIFUGS ETC	5 330	2 154	1 149
				744 MECHANICAL HANDLNG EQUIP	15 980	5 530	2 941
				745 OTH.NONELEC MCH,TOOL,NES	8 212	3 289	1 749
				746 BALL OR ROLLER BEARINGS	12 622	11 629	6 251
				747 TAPS,COCKS,VALVES,ETC.	20 831	9 017	4 779
				748 TRANSMISSIONS SHAFTS ETC	9 287	3 217	1 707
				749 NON-ELECT MACH.PARTS,ETC	2 563	2 047	1 082
				751 OFFICE MACHINES	670	278	146
				752 AUTOMATC.DATA PROC.EQUIP	15	328	171
				759 PARTS,FOR OFFICE MACHINS	188	382	201
				763 SOUND RECORDER,PHONOGRPH	408	406	220
				764 TELECOMM.EQUIP.PARTS NES	9 870	4 911	2 629
				771 ELECT POWR MACHNRY,PARTS	47	174	91
				772 ELEC.SWITCH,RELAY,CIRCUIT	329	861	452
CZECHOSLOVA							
IMPORTS	57 884 929	2 493 123	1 328 173				
001 LIVE ANIMALS	11 674	5 698	3 045				
011 BOVINE MEAT	44 965	45 763	24 222				
012 OTHER MEAT, MEAT OFFAL	94 972	53 260	28 333				
017 MEAT,OFFL,PRPD,PRSD,NES	19 560	8 152	4 306				
022 MILK AND CREAM	74 990	9 238	4 835				
023 BUTTER,OTHER FAT OF MILK	1 000	254	136				
024 CHEESE AND CURD	8 661	2 308	1 225				
025 EGGS,BIRDS,YOLKS,ALBUMIN	28 851	1 787	940				
034 FISH,FRESH,CHILLED,FROZN	15 110	7 465	4 048				
041 WHEAT, MESLIN, UNMILLED	3 722	170	92				
044 MAIZE UNMILLED	1 043	505	276				
045 OTHER CEREALS, UNMILLED	1 610	68	38				
048 CEREAL PREPARATIONS	32 448	1 459	778				
054 VEGETABLES	225 297	30 930	16 662				
056 VEGETABLES,PRPD,PRSD,NES	56 763	7 196	3 837				
057 FRUIT,NUTS EXCL OIL NUTS	332 535	8 933	4 705				
058 FRUIT,PRESERVED,PREPARED	88 423	9 122	4 866				
059 FRUIT, VEGETABLE JUICES	60 127	6 903	3 764				
061 SUGARS,MOLASSES,HONEY	43 588	8 613	4 611				
062 SUGAR CONFECTIONERY	3 091	1 014	544				
073 CHOCOLATE,OTH.COCCA PREP	2 855	1 949	1 043				
075 SPICES	3 032	644	347				
081 ANIMAL FEED STUFF	201 446	6 930	3 734				
098 EDIBLE PROD.PREPRPTS,NES	311	65	36				
112 ALCOHOLIC BEVERAGES	223 527	17 315	9 268				
212 FURSKINS, RAW	83	2 128	1 139				
222 OILSEED(SFT.FIX VEG.OIL)	61 493	2 563	1 458				
223 OILSEED(OTH.FIX.VEG.OIL)	2 636	580	306				
232 SYNTHETIC RUBBER, ETC.	129 419	11 669	6 245				
245 FUEL WOOD, WOOD CHARCOAL	53 555	3 060	1 625				
246 WOOD IN CHIPS, PARTICLES	672 809	3 131	1 667				
247 WOOD ROUGH,ROUGH SQUARED	1 798 964	18 737	9 985				
248 WOOD, SIMPLY WORKED	2 427 318	84 654	45 111				
251 PULP AND WASTE PAPER	291 655	41 193	21 892				
263 COTTON	15 200	660	350				
266 SYNTHETIC FIBRES	28 832	5 527	2 561				
267 OTHER MAN-MADE FIBRES	9 951	1 047	561				
269 WOVN CLOTHING,TEXTL.ARTL	9 404	317	172				
273 STONE, SAND AND GRAVEL	721 471	1 923	1 016				
274 SULPHUR,UNRSTD.IRON PYRS	22 002	568	305				
278 OTHER CRUDE MINERALS	2 831 469	52 269	27 851				
282 FERROUS WASTE AND SCRAP	96 704	8 819	4 768				
287 ORE,CONCENTR.BASE METALS	76 262	6 308	3 365				
288 NON-FERROUS WASTE,SCRAP	111 568	15 043	7 909				
289 PREC.METAL ORES,CONCRTS	677	5 045	2 662				
291 CRUDE ANIMAL MATERIALS,NES	72 521	8 384	4 499				
292 CRUDE VEG.MATERIALS, NES	24 074	5 184	2 791				
321 COAL,NOT AGGLOMERATED	1 796 131	17 669	9 365				
322 BRIQUETTES,LIGNITE,PEAT	19 949 761	87 016	46 463				
325 COKE,SEMI-COKE,RET.CARBN	1 451 655	24 218	12 881				
334 PETROLEUM PRODUCTS	9 356 696	215 370	114 393				
335 RESIDUAL PETROL.PRODUCTS	617 281	20 879	11 041				
342 LIQUEFIED PROPANE,BUTANE	564 111	12 479	6 658				
344 PETROLEUM GASES, NES	58 411	1 802	962				
411 ANIMAL OILS AND FATS	40 214	2 113	1 126				
421 FIXED VEG.FAT,OILS, SOFT	1 414	142	76				
431 ANIMAL,VEG.FATS,OILS,NES	69 106	3 972	2 130				
511 HYDROCARBONS,NES,DERIVTS	535 838	53 315	28 306				
512 ALCOHOL,PHENOL,ETC.DERIV	74 340	14 514	7 746				
513 CARBOXYLIC ACIDS,DERIVTS	69 382	12 176	6 501				
514 NITROGEN-FUNCT.COMPOUNDS	55 929	19 476	10 463				
515 ORGANO-INORGANIC COMPNDS	6 994	5 033	2 672				
516 OTHER ORGANIC CHEMICALS	33 326	4 486	2 384				
522 INORGANIC CHEM.ELEMENTS	129 676	13 057	6 915				
523 METAL.SALTS,INORGAN.ACID	173 098	10 185	5 417				
524 OTHER							

7 IMPORTS AND EXPORTS (SPECIAL TRADE) BY COUNTRIES OF PRODUCTION AND CONSUMPTION AND BY GROUPS OF THE SITC-REV. III 1989

GROUP DESCRIPTION	DT = 100 KG	1 000 DM	1 000 \$	GROUP DESCRIPTION	DT = 100 KG	1 000 DM	1 000 \$
773 ELECTR.DISTRIB.EQPT.NES	25 394	6 525	3 478	431 ANIMAL,VEG.FATS,OILS,NES	8 210	1 713	907
774 ELECTRO-MEDCL.XRAY EQUIP	8	532	282	511 HYDROCARBONS,NES,DERIVTS	24 277	6 077	3 248
775 DOM.ELEC.NON-ELEC.EQUIPT	3 857	2 685	1 443	512 ALCOHOL,PHENOL,ETC.DERIV	114 401	31 762	16 855
776 TRANSISTORS,VALVES,ETC.	6 764	5 508	2 939	513 CARBOXYLIC ACIDS,DERIVTS	51 905	21 513	11 461
778 ELECTRIC.MACH.APPT.NES	2 685	4 536	2 400	514 NITROGEN-FUNCT.COMPOUNDS	33 176	22 237	11 833
781 PASS.MOTOR VEHCLS.EX.BUS	23 771	13 819	7 328	515 ORGANO-INORGANIC COMPOUNDS	21 451	42 839	22 919
782 GOODS,SPCL TRANSPORT VEH	9 010	6 159	3 287	516 OTHER ORGANIC CHEMICALS	32 297	11 038	5 892
783 ROAD MOTOR VEHICLES NES	6 662	4 999	2 71	522 INORGANIC CHEM.ELEMENTS	307 132	30 811	16 380
784 PARTS,TRACTORS,MOTOR VEH	5 893	3 386	1 804	523 METAL.SALTS,INORGAN.ACID	88 514	10 846	5 772
785 CYCLES,MOTORCYCLES ETC.	7 403	4 310	2 270	524 OTHER CHEMICAL COMPOUNDS	15 774	4 006	2 109
786 TRAILERS,SEMI-TRAILR,ETC.	48 295	8 302	4 388	525 RADIO-ACTIVE MATERIALS	16	228	119
791 RAILWAY VEHICLES,EQUIPNT	6 442	1 348	725	531 SYNTH.COLOURS,LAKES,ETC.	6 917	24 687	13 127
793 SHIP,BOAT,FLOAT,STRUCTRS	349	307	161	532 DYEING,TANNING MATERIALS	5 066	1 357	721
811 PREFABRICATED BUILDINGS	6 702	782	419	533 PIGMENTS, PAINTS, ETC.	44 324	37 859	20 152
812 PLUMBING,SANITRY,EQPT.ETC	21 543	2 645	1 409	541 MEDICINES,ETC.EXC.GRPS42	1 353	11 497	6 119
813 LIGHTING FIXTURES ETC.NES	5 457	2 430	1 280	542 MEDICAMENTS	725	14 791	7 919
821 FURNITURE,CUSHIONS,ETC.	253 700	66 133	35 250	551 ESSNTL.OIL,PERFUME,FLAVR	655	4 627	2 450
831 TRUNK,SUIT-CASES,BAG,ETC	9 620	15 383	8 182	552 PERFUMERY,COSMETICS,ETC.	5 706	7 041	3 757
841 MENS,BOYS CLOTHNG,X-KNIT	20 239	58 811	31 447	553 SOAP,CLEANERS,POLISH,ETC	56 396	20 515	10 934
842 WOMEN,GIRL CLOTHNG,XKNIT	6 726	33 154	17 600	554 FERTILIZER,EXCEPT GRP272	12 796	1 001	536
843 MENS,BOYS CLOTHNG,KNIT	2 474	4 632	2 470	571 POLYMERS OF ETHYLENE	12 320	4 129	2 234
844 WOMEN,GIRLS CLOTHNG,KNIT	6 671	17 000	9 095	572 POLYMERS OF STYRENE	28 176	10 002	5 305
845 OTHR.TEXTILE APPAREL,NES	7 968	19 607	10 487	573 POLYMERS,VINYL CHLORIDE	63 493	16 536	8 830
846 CLOTHING ACCESSRS,FABRIC	3 377	7 584	4 064	574 POLYACETAL,POLYCARBONATE	29 576	16 405	8 737
848 CLOTHING,NONTXLT,HEADGEAR	1 909	6 428	3 437	575 OTH.PLASTIC,PRIMARY FORM	94 226	54 322	28 908
851 FOOTWEAR	17 526	27 829	14 741	579 PLASTIC WASTE, SCRAP ETC	465	95	50
871 OPTICAL INSTRUMENTS,NES	13	261	136	581 PLASTIC TUBE,PIPE,HOSE	731	1 474	776
872 MEDICAL INSTRUMENTS NES	3 172	2 875	1 530	582 PLASTIC PLATE,SHEETS,ETC	12 601	20 980	11 105
873 METERS,COUNTERS,NES	45	78	45	583 MONOPLAMENT OF PLASTICS	463	626	332
874 MEASURE,CONTROL INSTRMT	1 805	5 500	2 919	591 INSECTICIDES, ETC.	5 940	12 911	6 819
881 PHOTOGRAPH APPAR.ETC,NES	499	724	391	592 STARCHES,INULIN,ETC.	7 229	5 717	3 036
883 CINE.FILM EXPOS.DEVELOP	1	54	30	593 EXPLOSIVES,PYROTECHNICS	10 902	3 932	2 087
884 OPTICAL GOODS NES	56	194	104	597 PREPRD ADDITIVES,LIQUIDS	30 093	11 502	6 141
885 WATCHES AND CLOCKS	1 168	1 224	643	598 MISC.CHEMICAL PROODTS,NES	100 936	53 244	28 178
891 ARMS AND AMMUNITION	4 236	5 680	3 004	600 CPL IND PLANT CHAP 69-76	737	844	463
892 PRINTED MATTER	44 326	13 555	7 187	611 LEATHER	254	796	420
893 ARTICLES,NES,OF PLASTICS	29 278	5 682	3 032	612 MANUFACT. LEATHER ETC.NES	48	171	93
894 BABY CARRIAGE, TOYS, GAMES	11 897	8 740	4 651	613 FURSKINS,TANNED,DRESSED	38	815	442
895 OFFICE, STATIOENRY SUPPLS	1 222	862	460	621 MATERIALS OF RUBBER	2 548	7 214	3 834
896 WORKS OF ART,ANTIQUE ETC	612	3 414	1 820	625 RUBBER TYRES,TUBES,ETC.	4 377	1 355	722
897 GOLD,SILVERWARE,JEWEL NES	724	7 102	3 823	629 ARTICLES OF RUBBER, NES	1 462	7 924	4 212
898 MUSICAL INSTRUMENTS,ETC.	2 507	5 060	2 712	633 CORK MANUFACTURES	74	152	83
899 MISC MANUFCTRD GOODS NES	19 964	6 293	3 331	634 VENEERS, PLYWOOD, ETC.	10 012	2 548	1 361
961 COIN NONGOLD NONCURRENT		62	34	635 WOOD MANUFACTURES, NES	2 121	578	305
971 GOLD,NONMONTY EXCL ORES	389	2 779	1 471	641 PAPER AND PAPERBOARD	80 500	18 261	9 681
EXPORTS	4 568 589	2 734 383	1 462 465	642 PAPER,PAPERBOARD,CUT ETC	15 600	7 832	4 146
001 LIVE ANIMALS	2 673	2 007	1 064	651 TEXTILE YARN	24 872	29 653	15 773
011 BOVINE MEAT	793	180	95	652 COTTON FABRICS, WOVEN	12 244	17 957	9 567
012 OTHER MEAT, MEAT OFFAL	1 472	150	78	653 FABRICS,MAN-MADE FIBRES	7 964	22 183	11 873
017 MEAT,OFFL.PRPD,PRSDV,NES	970	1 173	631	654 OTH.TEXTILE FABRIC,WOVEN	2 501	8 735	4 601
023 BUTTER,OTHER FAT OF MILK	5 200	1 624	828	655 KNIT.CROCHET.FABRIC NES	1 861	6 070	3 229
024 CHEESE AND CURD	4 578	2 594	1 415	656 TULLE,LACE,EMBROIDRY,ETC	569	2 469	1 305
034 FISH,FRESH,CHILLED,FRDZN	35 128	4 930	2 610	657 SPECIAL YARN,TXTL.FABRIC	5 945	13 134	6 975
037 FISH ETC.PRPD,PRSDV,NES	6 192	3 856	2 073	658 TEXTILE ARTICLES NES	537	1 427	757
044 MAIZE UNMILLED	59 987	1 600	843	659 FLOOR COVERINGS, ETC.	332	217	115
045 OTHER CEREALS, UNMILLED	2 449	1 211	621	661 LIME,CEMENT,CONSTR.MATRL	19 988	3 252	1 713
048 CEREAL PREPARATIONS	8 386	5 067	2 680	662 CLAY,REFRCT.CONSTR.MATRL	34 759	11 723	6 240
054 VEGETABLES	6 011	492	261	663 MINERAL MANUFACTURES,NES	14 665	20 176	10 762
057 FRUIT,NUTS EXCL.OIL NUTS	3 304	576	306	664 GLASS	7 671	3 615	1 885
058 FRUIT,PRESERVED,PREPARED	3 413	1 400	763	665 GLASSWARE	1 294	2 039	1 078
059 FRUIT, VEGETABLE JUICES	481	74	38	666 POTTERY	793	334	182
061 SUGARS,MOLASSES,HONEY	1 046 951	53 068	27 835	667 PEARLS,PRECIOUS STONES			
062 SUGAR CONFECTIONERY	2 538	1 646	874	671 PIG IRON, SPIEGELEISN,ETC	20 149	6 895	3 705
071 COFFEE,COFFEE SUBSTITUTE	4 661	4 663	2 508	673 FLAT-ROLLED IRON ETC.	34 100	9 316	4 952
073 CHOCOLATE,OTH.COCOA PREP	4 237	3 976	2 146	674 FLAT-ROLLED PLATED IRON	31 207	4 575	2 418
081 ANIMAL FEED STUFF	588 283	47 059	25 285	675 FLAT-ROLLED, ALLOY STEEL	2 904	5 840	3 103
089 EDIBLE PRD.PRPRTNS,NES	5 364	2 052	678	676 IRON,STL.BAR,SHAPES ETC.	7 283	2 044	1 077
111 NON-ALCOHOL.BEVERAGE,NES	367	70	38	679 WIRE OF IRON OR STEEL	6 296	4 594	2 442
112 ALCOHOLIC BEVERAGES	312	109	51	679 TUBES,PIPES,ETC.IRON,STL	62 534	20 187	10 679
122 TOBACCO, MANUFACTURED	879	2 219	1 182	681 SILVER,PLATINUM,ETC.	46	11 037	5 916
211 HIDES,SKINS(EX.FURS),RAW	32 017	14 362	7 695	682 COPPER	12 425	13 208	6 903
222 OILSEED(SFT.FIX VEG.OIL)	5 412	605	315	683 NICKEL	251	1 378	741
232 SYNTHETIC RUBBER, ETC.	70 945	19 897	10 552	684 ALUMINIUM	4 327	5 062	2 668
247 WOOD ROUGH,ROUGH SQUARED	44 847	3 101	1 664	685 LEAD	70 063	9 684	5 139
248 WOOD, SIMPLY WORKED	2 273	949	508	686 ZINC	28 415	8 286	4 235
251 PULP AND WASTE PAPER	9 947	1 851	984	689 MISC.NON-FERR.BASE METAL	268	1 660	883
263 COTTON	1 098	283	152	691 METALLIC STRUCTURES NES	8 790	7 751	4 107
266 SYNTHETIC FIBRES	13 348	5 416	2 913	692 CONTAINERS,STORAGE,TRNSP	2 389	4 896	2 645
267 OTHER MAN-MADE FIBRES	6 484	4 525	2 422	693 WIRE PRODUCTS EXCL.ELECT	2 297	2 464	1 310
268 WOOD, OTHER ANIMAL HAIR	1 209	761	409	694 NAILS,SCREWS,NUTS,ETC.	1 584	1 691	902
269 WORN CLOTHING,TEXTL.ARTL	757	61	33	695 TOOLS	2 057	25 021	13 466
273 STONE, SAND AND GRAVEL	9 734	368	192	696 CUTLERY	107	309	326
274 SULPHUR,UNRSTD.IRON PYRS	2 300	799	425	697 HOUSEHOLD EQUIPMENT,NES	292	612	171
277 NATURAL ABRASIVES, NES	30	90	46	699 MANUFACTS.BASE METAL,NES	15 455	22 324	11 926
282 OTHER CRUDE MINERALS	73 663	10 684	5 659	700 CPL IND PLANT (84/85/87)	9 158	50 152	26 774
282 FERROUS WASTE AND SCRAP	95 670	1 201	645	711 STEAM GENER. BOILERS,ETC.	6 597	20 756	11 056
285 ALUMINIUM ORE,CONCTR,ETC	2 186	487	258	712 STEAM TURBINES	1	77	42
286 URANIUM,THORIUM ORES,ETC	73 868	147	78	713 INTRNL COMBUS PSTN ENGIN	3 103	22 524	11 872
287 ORE,CONCENTR.BASE METALS	17 471	3 794	2 005	716 ROTATING ELECTRIC PLANT	2 346	11 294	6 049
288 NON-FERROUS WASTE, SCRAP	5 843	972	517	718 OTH.PWRH.GENRTNG.MACHNRY	345	2 309	1 253
291 CRUDE ANIMAL MATERLS,NES	493	404	222	721 AGRIC.MACHINES,EX.TRACTR	14 008	31 353	16 674
292 CRUDE VEG.MATERIALS, NES	3 899	3 747	1 993	722 TRACTORS	163	428	226
334 PETROLEUM PRODUCTS	16 947	2 695	1 437	723 CIVIL ENGINEERING EQUIPT	18 248	36 484	19 767
335 RESIDUAL PETROL.PRODUCTS	64 448	4 267	2 260	724 TEXTILE,LEATHER MACHINES	20 811	112 682	60 707
411 ANIMAL OILS AND FATS	2 876	544	290	725 PAPER,PULP MILL MACHINES	2 764	19 124	10 443
421 FIXED VEG.FAT,OILS, SOFT	2 184	208	111	726 PRINTING,BOOKBINDNG MACHS	5 792	33 662	18 217
422 FIXED VEG.FAT,OILS,OTHER	7 994	965	517	727 FOOD-PROCESS.MCH,NDN DOM	3 295	20 141	10 845
				728 OTH.MACH,PTS,SPCL INDUST	34 222	165 008	88 930
				731 METAL REMOVAL WORK TOOLS	17 069	101 239	54 538

7 IMPORTS AND EXPORTS (SPECIAL TRADE) BY COUNTRIES OF PRODUCTION AND CONSUMPTION AND BY GROUPS OF THE SITC-REV. III 1989

GROUP DESCRIPTION	DT - 100 KG	1 000 DM	1 000 \$	GROUP DESCRIPTION	DT - 100 KG	1 000 DM	1 000 \$
733 MACH-TOOLS,METAL-WORKING	5 402	32 897	17 438	081 ANIMAL FEED STUFF	444 626	13 233	7 045
735 PARTS,NES,FOR MACH-TOOLS	2 002	15 351	8 257	098 EDIBLE PROD.PREPRINS,NES	5 502	1 102	586
737 METALWORKING MACHNRY NES	2 062	19 843	10 648	111 NON-ALCOHOL.BEVERAGE,NES	7 758	201	106
741 HEATING,COOLING EQUIP,PART				112 ALCOHOLIC BEVERAGES	129 565	15 296	8 177
742 PUMPS FOR LIQUIDS,PARTS	4 103	25 372	13 557	121 TOBACCO, UNMANUFACTURED	4 663	2 420	1 279
743 PUMPS NES,CENTRIFUGS ETC	10 876	47 151	25 317	211 HIDES,SKINS(EX.FURS),RAW	3 661	241	129
744 MECHANICAL HANDLING EQUIP	21 136	41 640	22 434	212 FURSKINS, RAW	41	492	254
745 OTH.NON-ELEC MCH,TOL,NES	13 587	83 552	45 306	222 OILSEED(SFT.FIX VEG.OIL)	284 043	23 022	12 444
746 BALL OR ROLLER BEARINGS	6 174	19 933	10 550	223 OILSEED(OTH.FIX.VEG.OIL)	40 683	5 449	2 939
747 TAPS,COCKS,VALVES,ETC.	3 911	24 741	13 281	232 SYNTHETIC RUBBER, ETC.	26 577	3 123	1 671
748 TRANSMISSIONS SHAFTS ETC	3 080	11 085	5 822	246 WOOD IN CHIPS, PARTICLES	9 686	224	119
749 NON-ELECT MACH.PARTS,ETC	3 405	14 670	7 872	247 WOOD ROUGH,ROUGH SQUARED	3 913	128	66
751 OFFICE MACHINES	805	7 195	3 858	248 WOOD, SIMPLY WORKED	81 917	5 138	2 738
752 AUTOMATC.DATA PROC.EQUIP	2 615	61 543	33 235	251 PULP AND WASTE PAPER	1 556	140	73
759 PARTS,FOR OFFICE MACHINS	891	20 428	11 019	263 COTTON	21 261	1 330	710
761 TELEVISION RECEIVERS ETC	1 095	5 595	2 956	266 SYNTHETIC FIBRES	2 452	379	200
762 RADIO-BROADCAST RECEIVER	825	3 181	1 691	267 OTHER MAN-MADE FIBRES	42 358	5 772	3 085
763 SOUND RECORDER,PHONOGRPH	104	3 364	1 802	268 WOOL, OTHER ANIMAL HAIR	5 728	3 878	2 059
764 TELECOMM.EQUIP.PARTS NES	765	9 786	5 237	269 WORN CLOTHING,TEXTL.ARTL	3 006	238	127
771 ELECT POWER MACHNRY,PARTS	1 059	5 401	2 892	272 FERTILIZERS, CRUDE	1 925	58	33
772 ELEC.SWITCH.RELAY.CIRCUIT	5 802	45 639	24 504	273 STONE, SAND AND GRAVEL	4 634	238	124
773 ELECTR.DISTRIBT.EQPT NES	3 506	3 891	2 076	274 SULPHUR,UNRSTD.IRON PYRS	1 030	60	31
774 ELECTRO-MEDCL.XRAY EQUIP	785	31 002	16 908	277 NATURAL ABRASIVES, NES	1 248	246	129
775 DOM.ELEC.NON-ELEC.EQUIPT	1 475	4 534	2 419	278 OTHER CRUDE MINERALS	200 327	3 356	1 773
776 TRANSISTORS, VALVES,ETC.	1 217	8 217	4 400	282 FERROUS WASTE AND SCRAP	101 823	8 454	4 468
778 ELECTRIC.MACH.APPART.NES	29 762	42 872	22 901	285 ALUMINIUM ORE,CONCTR.ETC	12 947	1 319	726
781 PASS.MOTOR VEHCLS.EX.BUS	14 357	18 861	10 035	287 ORE,CONCENTR.BASE METALS	127	97	51
782 GOODS,SPCL TRANSPORT VEH	11 769	18 236	9 729	288 NON-FERROUS WASTE,SCRAP	152 206	31 071	16 749
783 ROAD MOTOR VEHICLES NES		1 123	8 605	289 REC.METAL DRES,CONCRPTS	63	6 316	3 314
784 PARTS,TRACTORS,MOTOR VEH	9 187	16 772	8 956	291 CRUDE ANIMAL MATERLS.NES	48 817	60 917	32 721
785 CYCLES,MOTORCYCLES,ETC.	1 139	2 760	1 476	292 CRUDE VEG.MATERIALS, NES	111 117	22 336	11 910
786 TRAILERS,SEMI-TRAIL,ETC	10 543	9 141	4 970	325 COKE,SEMI-COKE,RET.CARBON	59 510	1 061	554
791 RAILWAY VEHICLES,EQUIPMENT	1 174	1 302	702	334 PETROLEUM PRODUCTS	3 130 589	90 326	47 771
792 AIRCRAFT,ASDCTO,EQUIPMENT	23	153	86	335 RESIDUAL PETROL. PRODUCTS	556 472	27 728	14 733
793 SHIP,BOAT,FLOAT,STRUCTRS	6	80	44	342 LIQUEFIED PROPANE,BUTANE	19 195	2 644	342
800 CPL IND PLANT CHAP 90/94	69	3 196	1 688	344 PETROLEUM GASES, NES	79 105	2 544	1 371
811 PREFABRICATED BUILDINGS	213	229	118	411 ANIMAL OILS AND FATS	64 363	5 141	2 751
812 PLUMBING,SANITRY,EQPT.ETC	1 056	1 627	860	421 FIXED VEG.FAT,OILS, SOFT	15 214	1 624	850
813 LIGHTING FIXTURES,ETC.NES	141	1 313	697	431 ANIMAL VEG.FATS,OILS,NES	8 724	523	276
821 FURNITURE,CUSHIONS,ETC.	4 842	4 857	2 598	511 HYDROCARBONS,NES,DERIVTS	267 065	17 589	9 353
831 TRUNK,SUIT-CASES,BAG,ETC	84	337	180	512 ALCOHOL,PHENOL,ETC.DERIV	28 175	2 211	1 175
841 MENS,BOYS CLOTHING,X-KNIT	460	1 587	841	513 CARBOXYLIC ACIDS,DERIVTS	9 583	2 446	1 147
842 WOMEN,GIRL CLOTHING,XKNIT	327	1 561	829	514 NITROGEN-FUNCT.COMPOUNDS	17 510	9 444	5 085
843 MENS,BOYS CLOTHING,KNIT	179	475	251	515 ORGANIC-INORGANIC COMPHDS	15 089	12 408	6 588
844 WOMEN,GIRLS CLOTHING,KNIT	139	648	348	516 OTHER ORGANIC CHEMICALS	33 047	2 588	1 393
845 OTHR.TEXTILE APPAREL,NES	310	2 371	1 256	522 INORGANIC CHEM.ELEMENTS	175 068	10 023	5 329
846 CLOTHING ACCESSRS,FABRIC	306	1 400	750	523 METAL.SALTS,INORGAN.ACID	159 292	6 639	3 543
848 CLOTHING,NONTEXTL;HEADGEAR	319	1 168	611	524 OTHER CHEMICAL COMPOUNDS	1 200	247	132
851 FOOTWEAR	1 117	2 465	1 330	533 PIGMENTS, PAINTS, ETC.	4 165	869	466
871 OPTICAL INSTRUMENTS,NES	67	3 121	1 711	541 MEDICINES,ETC.EXC.GRP542	147	3 779	2 060
872 MEDICAL INSTRUMENTS NES	2 012	18 945	10 218	542 MEDICAMENTS	181	879	467
873 METERS,COUNTERS,NES	134	2 110	1 145	551 ESSENTL.OIL,PERFUME,FLAVR	1 411	1 079	569
874 MEASURE,CONTROL INSTRUMNT	4 775	112 277	60 160	553 PERFUMERY,COSMETICS,ETC.	700	310	169
881 PHOTOGRAPH APPAR.ETC.NES	447	7 680	4 169	554 SOAP,CLEANERS,POLISH,ETC	11 717	2 265	1 199
882 PHOTO.CINEMATOGRPH.SUPPL	2 564	8 218	4 335	562 FERTILIZER,EXCEPT GRP272	1 319 169	32 240	17 526
883 CINE.FILM EXPOSD.DEVELOPD	4	89	47	571 POLYMERS OF ETHYLENE	136 555	19 790	10 527
884 OPTICAL GOODS NES	81	2 633	1 406	572 POLYMERS OF STYRENE	4 515	576	313
885 WATCHES AND CLOCKS	62	743	391	573 POLYMERS,VINYL CHLORIDE	111 915	17 553	9 410
891 ARMS AND AMMUNITION	55	676	358	574 POLYACETAL,POLYCARBONATE	7 153	1 605	844
892 PRINTED MATTER	15 598	12 388	6 629	575 OTH.PLASTIC,PRIMARY FORM	19 831	3 018	1 653
893 ARTICLES,NES,OF PLASTICS	9 546	13 975	7 489	579 PLASTIC WASTE, SCRAP ETC	5 314	566	303
894 BABY CARRIAGE,TOYS,GAMES	2 097	3 980	2 135	581 PLASTIC TUBE,PIPE,HOSE	577	285	148
895 OFFICE,STATIONERY,SUPPLS	1 277	2 760	1 464	582 PLASTIG PLATE,SHEETS,ETC	17 430	5 335	2 852
896 WORKS OF ART,ANTIQUE ETC	18	923	496	591 INSECTICIDES, ETC.	500	107	59
897 GOLD,SILVERWARE,JEWEL NES	3	5 731	3 091	592 STARCHES,INULIN,ETC.	1 065	750	386
898 MUSICAL INSTRUMENTS,ETC.	2 799	16 391	8 776	597 PREPRD ADDITIVES,LIQUIDS	1 234	306	163
899 MISC MANUFACTRD GOODS NES	1 285	8 392	4 468	598 MISC.CHEMICAL PRDCTS.NES	47 328	3 721	1 953
941 COMPL IND PLANT CHAPT 99	26	789	424	611 LEATHER	4 416	6 654	3 593
971 GOLD,NONMONTNRY EXCL ORES		2 236	1 198	612 MANUFACT. LEATHER ETC.NES	29	141	76
				613 FURSKINS,TANNED,DRESSED	195	4 206	2 248
				621 MATERIALS OF RUBBER	14 480	3 602	1 895
				625 RUBBER TYRES,TUBES,ETC.	64 201	20 753	11 103
				629 ARTICLES OF RUBBER, NES	10 510	4 826	2 585
				634 VENEERS, PLYWOOD, ETC.	68 739	3 643	1 928
				635 WOOD MANUFACTURES, NES	630 949	31 966	17 018
				641 PAPER AND PAPERBOARD	173 858	15 069	8 009
				642 PAPER,PAPERBOARD,CUT ETC	7 330	1 071	568
				651 TEXTILE YARN	25 837	13 360	7 115
				652 COTTON FABRICS, MOVEN	3 644	4 054	2 156
				653 FABRICS,MAN-MADE FIBRES	20 968	11 388	6 086
				654 OTH.TEXTILE FABRIC,MOVEN	196	277	150
				655 KNIT,CROCHET.FABRIC NES	718	529	284
				656 TULLE,LACE,EMBROIDRY.ETC	25	174	94
				657 SPECIAL YARN,TXTL.FABRIC	14 142	4 947	2 636
				658 TEXTILE ARTICLES NES	15 541	17 526	9 323
				659 FLOOR COVERINGS, ETC.	11 345	11 886	6 310
				661 LIME,CEMENT,CONSTR.MATRL	845 624	7 302	3 805
				662 CLAY,REFRCT,CONSTR.MATRL	104 716	6 960	3 738
				663 MINERAL MANUFACTURES,NES	124 984	3 863	2 035
				664 GLASS	177 422	12 814	6 820
				665 GLASSWARE	221 202	14 187	7 562
				666 POTTERY	4 093	4 947	2 635
				671 PIG IRON,SPIEGELEISN,ETC	2 072	1 052	560
				672 INGOTS ETC.IRON OR STEEL	280 620	18 356	9 694
				673 FLAT-ROLLED IRON ETC.	439 359	34 322	18 248
				675 FLAT-ROLLED, ALLOY STEEL	1 925	976	527
				676 IRON,STL.BAR,SHAPES ETC.	719 097	46 652	24 737
				677 RAILWAY TRACK IRON,STEEL	970	133	69
				678 WIRE OF IRON OR STEEL	53 321	4 243	2 265
HUNGARY							
IMPORTS	17 185 078	2 686 626	1 431 369				
001 LIVE ANIMALS	36 516	11 507	6 149				
011 BOVINE MEAT	1 625	1 490	789				
012 OTHER MEAT, MEAT OFFAL	302 996	149 508	79 803				
016 MEAT,ED.OFFL.DRY,SLT,SHK	910	348	182				
017 MEAT,OFFL,PRPD,PRSD,NES	132 269	72 600	38 698				
022 MILK AND CREAM	9 478	2 953	1 538				
024 CHEESE AND CURD	1 442	840	444				
025 EGGS,BIRDS,YOLKS,ALBUMIN	246	197	110				
034 FISH,FRESH,CHILLED,FROZN	5 510	2 818	1 509				
041 WHEAT, MESLIN, UNMILLED	3 581	196	105				
043 BARLEY, UNMILLED	187 747	4 368	2 369				
044 MAIZE UNMILLED	69 701	16 327	8 968				
045 OTHER CEREALS, UNMILLED	41 057	2 065	1 110				
048 CEREAL PREPARATIONS	56 933	2 839	1 462				
054 VEGETABLES	1 165 804	64 129	34 108				
056 VEGETABLES,PRPD,PRSD,NES	317 607	38 650	20 653				
057 FRUIT,NUTS EXCL.OIL NUTS	365 095	25 579	13 427				
058 FRUIT,PRESERVED,PREPARED	217 855	35 291	18 809				
059 FRUIT, VEGETABLE JUICES	32 614	5 217	2 764				
061 SUGARS,MOLASSES,HONEY	85 131	14 468	7 709				
062 SUGAR CONFECTIONERY	9 403	1 992	1 053				
071 COFFEE,COFFEE SUBSTITUTE	4 410	418	222				
072 COCOA	1 180	768	414				
073 CHOCOLATE,OTH.COCOA PREP	4 013	1 261	691				
075 SPICES	41 787	12 378	6 608				

7 IMPORTS AND EXPORTS (SPECIAL TRADE) BY COUNTRIES OF PRODUCTION AND CONSUMPTION AND BY GROUPS OF THE SITC-REV. III 1989

GROUP DESCRIPTION	DT = 100 KG	1 000 DM	1 000 \$	GROUP DESCRIPTION	DT = 100 KG	1 000 DM	1 000 \$
679 TUBES,PIPES,ETC.IRON,STL	343 284	28 484	15 226	034 FISH,FRESH,CHILLED,FROZN	101	105	56
681 SILVER,PLATINUM,ETC.	34	1 399	739	035 FISH,DRIED,SALTED,SMOKED	43	101	51
682 COPPER	75 423	31 550	16 829	036 CRUSTACEANS,MOLLUSCS ETC	80	208	113
683 NICKEL	3 833	7 510	4 079	037 FISH ETC.PRPD,PRSD,NES	2 399	1 309	710
684 ALUMINIUM	96 441	43 585	23 108	044 MAIZE UNMILLED	12 444	2 498	1 340
686 ZINC	226	83	43	045 OTHER CEREALS, UNMILLED	1 135	324	167
689 MISC.NON-FERR.BASE METAL	3 932	2 086	1 110	048 CEREAL PREPARATIONS	1 579	393	210
691 METALLIC STRUCTURES NES	35 570	10 976	5 899	054 VEGETABLES	16 794	1 642	864
692 CONTAINERS,STORAGE,TRNSP	21 232	7 847	4 171	056 VEGETABLES,PRPD,PRSD,NES	3 725	822	438
693 WIRE PRODUCTS EXCL.ELECT	142	60	30	057 FRUIT,NUTS EXCL.OIL NUTS	4 070	602	324
694 NAILS,SCREWS,NUTS,ETC.	20 363	3 386	1 807	058 FRUIT,PRESERVED,PREPARED	659	280	147
695 TOOLS	6 132	7 448	3 971	059 FRUIT,VEGETABLE JUICES	654	106	60
697 HOUSEHOLD EQUIPMENT,NES	20 628	8 169	4 352	061 SUGARS,MOLASSES,HONEY	3 552	358	189
699 MANUFACTS.BASE METAL,NES	209 892	40 949	21 708	062 SUGAR CONFECTIONERY	1 196	506	269
711 STEAM GENER. BOILERS,ETC.	3 496	1 678	874	071 COFFEE,COFFEE SUBSTITUTE	294	573	323
712 STEAM TURBINES	10	144	79	072 COCOA	2 414	700	366
713 INTRNL COMBUS PSTN ENGIN	2 490	2 980	1 538	073 CHOCOLATE,OTH.COCOA PREP	2 420	1 497	799
714 ENGINES,MOTORS NON-ELECT	256	174	89	075 SPICES	549	353	185
716 ROTATING ELECTRIC PLANT	35 691	38 972	20 788	081 ANIMAL FEED STUFF	550 938	57 805	31 214
718 OTH.PONR.GENRTNG.MACHNRY	1 220	2 597	1 370	091 MARGARINE AND SHORTENING	11 314	1 827	1 001
721 AGRIC.MACHINES,EX.TRACTR	59 014	38 978	20 791	098 EDIBLE PROD.PREPRTNS,NES	3 637	1 736	922
723 CIVIL ENGINEERING EQUIPT	89 012	27 041	14 443	111 NON-ALCOHOL.BEVERAGE,NES	3 130	391	204
724 TEXTILE,LEATHER MACHINES	8 706	6 932	3 688	112 ALCOHOLIC BEVERAGES	32 052	4 136	2 179
725 PAPER,PULP MILL MACHINES	1 403	2 911	1 564	121 TOBACCO, UNMANUFACTURED	1 163	1 354	710
726 PRINTING,BKGBINDNG MACHS	9 033	5 860	3 112	122 TOBACCO, MANUFACTURED	1 892	4 334	2 284
727 FOOD-PROCESS.MCH.NON DOM	262	665	355	211 HIDES,SKINS(EX.FURS),RAW	23 594	8 233	4 433
728 OTH.MACH.PTS,SPCL INDUST	37 289	14 898	7 982	212 FURSKINS, RAW	14	78	42
731 METAL REMOVAL WORK TOOLS	6 743	11 086	5 935	222 OILSEED(SFT.FIX VEG.OIL)	1 708	263	138
733 MACH-TOOLS,METAL-WORKING	5 808	3 574	1 904	231 NATURAL RUBBER, ETC.	573	149	79
735 PARTS,NES,FOR MACH-TOOLS	1 923	1 649	891	232 SYNTHETIC RUBBER, ETC.	38 392	11 091	5 888
737 METALWORKING MACHNRY NES	3 906	3 004	1 590	247 WOOD ROUGH,ROUGH SQUARED	94 646	3 388	1 809
741 HEATING,CDDLNG EQUIP,PART	10 690	7 861	4 183	248 WOOD, SIMPLY WORKED	77 578	4 738	2 503
742 PUMPS FOR LIQUIDS,PARTS	5 104	6 547	3 478	251 PULP AND WASTE PAPER	162 171	2 606	1 398
743 PUMPS NES,CENTRIFUGS ETC	5 454	3 586	1 917	263 COTTON	1 100	263	139
744 MECHANICAL HANDLING EQUIP	54 480	14 371	7 608	266 SYNTHETIC FIBRES	54 640	18 609	9 906
745 OTH.NONELEC MCH,TOOL,NES	4 509	2 953	1 579	267 OTHER MAN-MADE FIBRES	9 328	5 810	3 086
746 BALL OR ROLLER BEARINGS	18 662	18 912	10 046	268 WOOL, OTHER ANIMAL HAIR	611	1 075	560
747 TAPS,COCKS,VALVES,ETC.	8 635	18 085	9 614	269 WORN CLOTHING,TEXTL.ARTL	22 781	4 069	2 172
748 TRANSMISSIONS SHAFTS ETC	14 145	10 206	5 423	273 STONE, SAND AND GRAVEL	37 778	864	457
749 NON-ELECT MACH.PARTS,ETC	5 363	7 541	4 013	274 SULPHUR,UNRSTD.IRON PYRS	866	88	46
751 OFFICE MACHINES	61	320	178	277 NATURAL ABRASIVES, NES	56	154	79
752 AUTOMATC.DATA PROC.EQUIP	58	607	318	278 OTHER CRUDE MINERALS	76 199	3 443	1 818
759 PARTS,FOR OFFICE MACHINS	3 080	3 668	1 946	285 ALUMINIUM ORE,CONCTR.ETC	5 260	442	232
761 TELEVISION RECEIVERS ETC	20 218	27 196	14 606	287 ORE,CONCENTR.BASE METALS	36 583	3 302	1 757
764 TELECOMM.EQUIP,PARTS NES	8 942	11 217	5 993	288 NON-FERROUS WASTE,SCRAP	14 663	5 256	2 736
771 ELECT POWER MACHNY.PARTS	6 867	7 265	3 865	291 CRUDE ANIMAL MATRLS,NES	1 634	660	352
772 ELEC.SWITCH,RELAY,CIRCUT	3 675	13 001	6 949	292 CRUDE VEG.MATERIALS, NES	4 143	7 187	3 818
773 ELECTR.DISTRIB.EQPT NES	11 961	22 093	11 741	325 COKE,SEMI-COKE,RET.CARBN	8 394	191	154
774 ELECTRO-MEDCL.XRAY EQUIP	98	733	398	334 PETROLEUM PRODUCTS	5 858	1 537	812
775 DOM.ELEC,NON-ELEC,EQUIPT	48 531	26 012	13 804	335 RESIDUAL PETROL PRODUCTS	7 075	799	421
776 TRANSISTORS,VALVES,ETC.	262	1 751	943	411 ANIMAL OILS AND FATS	3 104	269	145
778 ELECTRIC.MACH.APPLART,NES	15 027	27 310	14 534	421 FIXED VEG.FAT,OILS, SOFT	2 439	274	147
781 PASS.MOTOR VEHCLS,EX.BUS	1 056	569	304	422 FIXED VEG.FAT,OILS,OTHER	1 982	438	234
782 GOODS,SPCL TRANSPORT VEH	1 187	1 147	612	431 ANIMAL,VEG.FATS,OILS,NES	14 968	3 555	1 899
783 ROAD MOTOR VEHICLES NES	100	60	31	511 CARBOXYLIC ACIDS,DERIVTS	20 909	5 246	2 772
784 PARTS,TRACTORS,MOTOR VEH	24 147	14 185	7 549	512 ALCOHOL,PHENOL,ETC.DERIV	107 203	20 121	10 665
785 CYCLES,MOTORCYCLES ETC.	78	87	45	513 CARBOXYLIC ACIDS,DERIVTS	59 152	21 835	11 674
786 TRAILERS,SEMI-TRAILR,ETC	71 760	14 748	7 864	514 NITROGEN-FUNCT.COMPOUNDS	66 781	44 373	23 655
791 RAILWAY VEHICLES.EQUIPNT	1 063	317	173	515 ORGANO-INORGANIC COMPNDS	44 214	45 251	24 307
792 AIRCRAFT,ASSOCTD.EQUIPNT	28	1 258	655	516 OTHER ORGANIC CHEMICALS	45 724	20 159	10 710
793 SHIP,BOAT,FLOAT.STRUCTRS	164	571	91	522 INORGANIC CHEM.ELEMENTS	363 890	22 681	12 005
811 PREFABRICATED BUILDINGS	17 549	2 133	1 124	523 METAL.SALTS,INORGAN.ACID	335 809	27 540	14 585
812 PLUMBING,SANITRY,EQPT.ETC	21 191	3 297	1 756	524 OTHER CHEMICAL COMPOUNDS	10 010	4 949	2 619
813 LIGHTNG FIXTURES ETC.NES	18 605	7 871	4 204	525 RADIO-ACTIVE MATERIALS	10	385	205
821 FURNITURE,CUSHIONS,ETC.	199 311	75 251	40 106	531 SYNTH.COLOURS,LAKES,ETC.	11 980	21 893	11 616
831 TRUNK,SUIT-CASES,BAG,ETC	23 659	17 320	9 197	532 DYEING,TANNING MATERIALS	3 019	1 038	554
841 MENS,BOYS CLOTHING,X-KNIT	11 289	49 323	26 233	533 PIGMENTS, PAINTS, ETC.	66 513	44 525	23 666
842 WOMEN,GIRL CLOTHING,XKNIT	29 879	214 975	114 540	541 MEDICINES,ETC.EXC.GRP542	2 339	19 954	10 774
843 MENS,BOYS CLOTHING,KNIT	1 147	3 698	1 966	542 MEDICAMENTS	2 487	28 321	15 054
844 WOMEN,GIRLS CLOTHING,KNIT	7 825	35 622	18 915	551 ESSNTL.OIL,PERFUME,FLAVR	2 067	6 840	3 612
845 OTHR.TEXTILE APPAREL,NES	10 144	72 127	38 320	553 PERFUMERY,COSMETICS,ETC.	10 163	9 461	5 056
846 CLOTHING ACCESSRS.FABRIC	4 392	11 940	6 372	554 SOAP,CLEANERS,POLISH,ETC	94 876	22 019	11 698
848 CLOTHING,NONXTXL;HEADGEAP	920	12 231	6 533	562 FERTILIZER,EXCEPT GRP272	38 823	3 148	1 662
851 FOOTWEAR	25 372	129 464	69 379	571 POLYMERS OF ETHYLENE	11 854	2 920	1 543
872 MEDICAL INSTRUMENTS NES	3 065	8 125	4 326	572 POLYMERS OF STYRENE	44 206	14 520	7 721
873 METERS,COUNTERS,NES	35	139	75	573 POLYMERS,VINYL CHLORIDE	29 759	11 575	6 163
874 MEASURE,CONTROL INSTRMNT	1 913	6 944	3 667	574 POLYACETAL,POLYCARBONATE	19 543	12 898	6 843
881 PHOTOGRAPH APPAR.ETC.NES	7	134	73	575 OTH.PLASTIC,PRIMARY FORM	109 937	54 460	28 856
882 PHOTO.CINEMATOGRPH.SUPPL	13	78	39	581 PLASTIC TUBE,PIPE,HOSE	3 042	7 623	4 066
884 OPTICAL GOODS NES	65	1 318	696	582 PLASTIC PLATE,SHEETS,ETC	28 090	27 833	14 766
885 WATCHES AND CLOCKS	733	1 346	717	583 MONOFILAMENT OF PLASTICS	391	668	358
891 ARMS AND AMMUNITION	2 131	1 219	650	591 INSECTICIDES, ETC.	6 721	9 642	5 046
892 PRINTED MATTER	22 278	8 672	4 630	592 STARCHES,INULIN,ETC.	16 748	8 845	4 681
893 ARTICLES,NES,OF PLASTICS	31 881	9 406	5 035	597 PREPRD ADDITIVES,LIQUIDS	19 896	7 548	4 026
894 BABY CARRIAGE,TOYS,GAMES	22 959	12 783	6 818	598 MISC.CHEMICAL PRODTS,NES	139 534	49 183	26 205
895 OFFICE,STATIONERY SUPPLS	1 087	1 254	668	611 LEATHER	14 128	73 262	38 926
896 WORKS OF ART,ANTIQUE ETC	948	3 152	1 671	612 MANUFACT. LEATHER ETC.NES	46	374	199
897 GOLD,SILVERWARE,JEWEL NES	20	2 142	1 148	613 FURSKINS,TANNED,DRESSED	2 299	8 798	4 605
898 MUSICAL INSTRUMENTS,ETC.	819	3 053	1 667	621 MATERIALS OF RUBBER	4 173	5 287	2 806
899 MISC MANUFACTRD GOODS NES	32 323	9 153	4 866	625 RUBBER TYRES,TUBES,ETC.	29 409	7 050	3 739
961 COIN NONGOLD NONCURRENT	5	533	282	629 ARTICLES OF RUBBER, NES	4 966	11 445	6 025
971 GOLD,NONMONTY EXCL ORES		73	39	633 CORK MANUFACTURES	714	1 932	1 019
				634 VENEERS, PLYWOOD, ETC.	3 861	1 119	595
EXPORTS	5 261 227	3 651 160	1 943 868	635 WOOD MANUFACTURES, NES	3 045	1 186	640
001 LIVE ANIMALS	537	527	278	641 PAPER AND PAPERBOARD	254 575	71 298	37 844
011 BOVINE MEAT	95 020	16 795	8 888	642 PAPER,PAPERBOARD,CUT ETC	47 853	18 465	9 840
017 MEAT,OFFL.PRPD,PRSD,NES	204	191	99	651 TEXTILE YARN	66 401	65 351	34 720
024 CHEESE AND CURD	156	78	42	652 COTTON FABRICS, WOVEN	14 762	33 725	18 019
				653 FABRICS,MAN-MADE FIBRES	24 423	99 215	52 905

7 IMPORTS AND EXPORTS (SPECIAL TRADE) BY COUNTRIES OF PRODUCTION AND CONSUMPTION AND BY GROUPS OF THE SITC-REV. III 1989

GROUP DESCRIPTION	DT - 100 KG	1 000 DM	1 000 \$	GROUP DESCRIPTION	DT - 100 KG	1 000 DM	1 000 \$
654 OTH. TEXTILE FABRIC, WOVEN	7 443	37 455	19 673	848 CLOTHING, NONTEXTILE; HEADGEAR	733	5 415	2 866
655 KNIT, CROCHET, FABRIC NES	7 425	22 619	12 009	851 FOOTWEAR	13 186	29 210	15 678
656 TULLE, LACE, EMBROIDRY, ETC	3 613	11 676	6 219	871 OPTICAL INSTRUMENTS, NES	69	2 682	1 477
657 SPECIAL YARN, TEXTILE FABRIC	15 262	33 143	17 598	872 MEDICAL INSTRUMENTS NES	2 478	26 345	14 047
658 TEXTILE ARTICLES NES	2 251	4 417	2 356	873 METERS, COUNTERS, NES	3 453	9 156	4 892
659 FLOOR COVERINGS, ETC.	750	869	458	874 MEASURE, CONTROL INSTRMNT	3 654	70 872	37 938
661 LIME, CEMENT, CONSTR. MATRL	2 194	189	102	881 PHOTOGRAPH APPAR. ETC. NES	328	5 524	2 928
662 CLAY, REFRACT. CONSTR. MATRL	54 726	14 054	7 493	882 PHOTO. CINEMATOGPH. SUPPL	5 022	13 856	7 355
663 MINERAL MANUFACTURES, NES	29 081	21 917	11 691	883 CINE. FILM EXPOS. DEVELOPD	6	211	111
664 GLASS	50 348	13 414	7 128	884 OPTICAL GOODS NES	51	2 775	1 478
665 GLASSWARE	15 486	4 276	2 294	885 WATCHES AND CLOCKS	1 954	7 509	3 969
666 POTTERY	877	406	213	881 ARMS AND AMMUNITION	67	381	189
667 PEARLS, PRECIOUS STONES		111	59	892 PRINTED MATTER	9 960	14 802	7 867
671 PIG IRON, SPIEGELEISN, ETC	10 184	3 253	1 728	893 ARTICLES, NES, OF PLASTICS	15 734	19 796	10 498
672 INGOTS ETC. IRON OR STEEL	589	71	36	894 BABY CARRIAGE, TOYS, GAMES	2 529	5 898	3 145
673 FLAT-ROLLED IRON ETC.	41 811	5 989	3 187	895 OFFICE, STATIONERY SUPPLS	2 911	15 403	8 241
674 FLAT-ROLLED PLATED IRON	155 957	24 410	12 885	896 WORKS OF ART, ANTIQUE ETC	79	26 567	13 947
675 FLAT-ROLLED, ALLOY STEEL	54 675	29 228	15 592	897 GOLD, SILVERWARE, JEWEL NES	11	3 200	1 704
676 IRON, STL. BAR, SHAPES ETC.	39 125	8 488	4 501	898 MISC. MANUFACTRD GOODS NES	5 876	21 223	11 257
677 RAILWAY TRACK IRON, STEEL	504	657	355	941 COMPL. IND. PLANT CHAPT 99	1 648	14 557	7 711
678 WIRE OF IRON OR STEEL	58 239	10 987	5 823	971 GOLD, NONMONETARY EXCL ORES	78	80	43
679 TUBES, PIPES, ETC. IRON, STL	101 225	30 350	16 133		16	1 130	596
681 SILVER, PLATINUM, ETC.	76	8 519	4 506				
682 COPPER	20 926	21 957	11 604	ROMANIA			
683 NICKEL	3 424	3 167	1 694				
684 ALUMINIUM	5 218	5 405	2 858	IMPORTS	7 827 602	1 538 786	818 367
685 LEAD	1 251	795	422				
686 ZINC	5 184	2 045	1 059	011 BOVINE MEAT	5 964	4 867	2 565
687 TIN	93	219	116	012 OTHER MEAT, MEAT OFFAL	37 428	21 095	11 223
689 MISC. NON-FERR. BASE METAL	494	2 230	1 186	017 MEAT, OFFL. PRPD, PRSVD, NES	43 559	12 030	6 422
691 METALLIC STRUCTURES NES	8 620	5 995	3 221	024 CHEESE AND CURD	2 069	810	429
692 CONTAINERS, STORAGE, TRNSP	5 638	3 144	1 664	034 FISH, FRESH, CHILLED, FROZN	246	281	150
693 WIRE PRODUCTS EXCL. ELECT	2 289	2 250	1 194	044 MAIZE UNMILLED	15 194	3 127	1 728
694 NAILS, SCREWS, NUTS, ETC.	9 591	7 923	4 211	054 VEGETABLES	100 892	8 549	4 440
695 TOOLS	6 745	34 061	18 091	056 VEGETABLES, PRPD, PRSVD, NES	8 200	3 869	2 044
696 CUTLERY	1 345	4 730	2 523	057 FRUIT, NUTS EXCL. OIL NUTS	47 801	6 235	3 236
697 HOUSEHOLD EQUIPMENT, NES	1 473	1 808	964	058 FRUIT, PRESERVED, PREPARED	4 151	603	322
699 MANUFACTS. BASE METAL, NES	34 159	30 773	16 299	059 FRUIT, VEGETABLE JUICES	8 413	1 297	664
700 CPL. IND. PLANT (84/85/87)	2 375	10 451	5 856	061 SUGARS, MOLASSES, HONEY	11 664	2 334	1 254
711 STEAM GENER. BOILERS, ETC.	2 210	4 278	2 278	075 SPICES	1 058	117	64
712 STEAM TURBINES	16	571	303	098 EDIBLE PRDD. PREPRTNS, NES	6 680	958	515
713 INTRNL COMBUS. PSTN ENGIN	3 403	15 434	8 212	112 ALCOHOLIC BEVERAGES	89 317	9 548	5 098
716 ROTATING ELECTRIC PLANT	5 744	20 475	10 872	222 OILSEED(SFT. FIX VEG. OIL)	10 034	1 043	546
718 OTH. POWR. GENRTRNG. MACHNRY	1 148	4 278	2 267	232 SYNTHETIC RUBBER, ETC.	11 354	1 568	842
721 AGRIC. MACHINES, EX. TRACTR	40 150	50 536	26 548	245 FUEL WOOD, WOOD CHARCOAL	1 574	136	71
722 TRACTORS	3 242	6 027	3 269	248 WOOD, SIMPLY WORKED	277 490	16 502	8 783
723 CIVIL ENGINEERING EQUIPT.	24 584	42 894	22 812	266 SYNTHETIC FIBRES	40 654	11 358	6 063
724 TEXTILE, LEATHER MACHINES	27 504	89 367	47 487	267 OTHER MAN-MADE FIBRES	67 324	16 042	8 538
725 PAPER, PULP MILL MACHINES	2 805	9 482	5 039	278 OTHER CRUDE MINERALS	1 900	62	32
726 PRINTNG. BOOKBINDNG MACHS	7 966	17 075	9 189	288 NON-FERROUS WASTE, SCRAP	2 115	858	457
727 FOOD-PROCESS. MCH. NON DOM	7 721	20 032	10 622	291 CRUDE ANIMAL MATERLS. NES	8 178	5 560	2 971
728 OTH. MACH. PTS, SPL. INDUST	29 422	108 628	58 223	292 CRUDE VEG. MATERIALS, NES	13 095	4 532	2 419
731 METAL REMOVAL WORK TOOLS	5 548	24 966	13 268	334 PETROLEUM PRODUCTS	249 720	11 249	6 026
733 MACH-TOOLS, METAL-WORKING	6 876	14 684	7 216	421 FIXED VEG. FAT, OILS, SOFT	14 712	1 452	742
735 PARTS, NES, FOR MACH-TOOLS	2 639	12 906	6 874	431 ANIMAL, VEG. FATS, OILS, NES	2 116	98	54
737 METALWORKING MACHNRY NES	4 653	14 365	7 754	511 HYDROCARBONS, NES, DERIVTS	400	75	41
741 HEATING, COOLNG EQUIP. PART				512 ALCOHOL, PHENOL, ETC. DERIV	1 151	641	338
742 PUMPS FOR LIQUIDS, PARTS	11 020	43 680	23 206	513 CARBOXYLIC ACIDS, DERIVTS	20 361	5 351	2 849
743 PUMPS NES, CENTRIFUGS ETC	11 301	40 477	21 644	515 ORGANO-INORGANIC COMPNDS	12 795	4 670	2 488
744 MECHANICAL HANDLING EQUIP	12 943	26 308	14 180	516 OTHER ORGANIC CHEMICALS	10 375	986	508
745 OTH. NONELEC. MCH. TOOL, NES	13 479	70 206	37 372	522 INORGANIC CHEM. ELEMENTS	4 468	728	386
746 BALL OR ROLLER BEARINGS	6 741	22 767	12 096	523 METAL. SALTS, INORGAN. ACID	56 256	2 579	1 388
747 TAPS, COCKS, VALVES, ETC.	6 453	33 611	17 758	524 OTHER CHEMICAL COMPOUNDS	13 758	2 369	1 268
748 TRANSMISSIONS, SHAFTS ETC	11 572	21 864	11 597	541 MEDICINES, ETC. EXC. GRP542	1 313	2 592	1 367
749 NON-ELECT. MACH. PARTS, ETC	2 795	17 406	9 253	542 MEDICAMENTS	65	587	307
751 OFFICE MACHINES	1 222	10 469	5 572	562 FERTILIZER, EXCEPT GRP272	1 299 023	24 615	13 187
752 AUTOMAT. DATA. PROC. EQUIP	3 556	40 156	21 585	572 POLYMERS OF STYRENE	3 882	984	525
759 PARTS, FOR OFFICE MACHINES	1 164	18 446	9 881	573 POLYMERS, VINYL CHLORIDE	75 329	11 562	6 181
761 TELEVISION RECEIVERS ETC	4 185	15 296	8 112	575 OTH. PLASTIC PRIMARY FORM	12 955	3 921	2 063
762 RADIO-BROADCAST RECEIVER	749	3 277	1 740	598 MISC. CHEMICAL PRODS. NES	15 519	2 453	1 303
763 SOUND RECORDER, PHONOGRPH	753	6 365	3 317	612 MANUFACT. LEATHER ETC. NES	7 410	1 588	848
764 TELECOMM. EQUIP. PARTS NES	8 664	53 582	28 614	621 MATERIALS OF RUBBER	7 738	1 364	721
771 ELECT. POWER MACHNRY PARTS	2 143	11 581	6 142	625 RUBBER TYRES, TUBES, ETC.	23 776	6 326	3 690
772 ELEC. SWITCH, RELAY, CIRCUIT	9 533	81 821	43 375	629 ARTICLES OF RUBBER, NES	4 606	1 411	748
773 ELECTR. DISTRIB. EQPT NES	10 530	19 390	10 296	634 VENEERS, PLYWOOD, ETC.	81 083	6 565	3 473
774 ELECTRO-MEDCL. XRAY EQUIP	550	20 154	10 810	635 WOOD MANUFACTURES, NES	112 845	17 711	9 417
775 DOM. ELEC. NON-ELEC. EQUIPT	12 175	18 149	9 685	641 PAPER AND PAPERBOARD	250 933	31 412	16 631
776 TRANSISTORS, VALVES, ETC.	9 604	48 730	25 906	642 PAPER, PAPERBOARD, CUT ETC	726	112	58
778 ELECTRIC. MACH. APPART. NES	24 229	69 981	37 121	651 TEXTILE YARN	6 267	3 324	1 766
781 PASS. MOTOR VEHCLS. EX. BUS	241 011	328 272	175 803	652 COTTON FABRICS, WOVEN	1 657	1 796	954
782 GOODS, SPL. TRANSPORT VEH	24 049	31 983	16 959	653 FABRICS, MAN-MADE FIBRES	3 050	2 284	1 220
783 ROAD MOTOR VEHICLES NES	5 118	6 098	3 262	654 OTH. TEXTILE FABRIC, WOVEN	31	105	57
784 PARTS, TRACTORS, MOTOR VEH	50 529	50 207	26 702	657 SPECIAL YARN, TEXTILE FABRIC	53	197	105
785 CYCLES, MOTORCYCLES ETC.	484	1 170	623	658 TEXTILE ARTICLES NES	5 228	6 563	3 509
786 TRAILERS, SEMI-TRAILER, ETC	19 406	21 849	11 439	659 FLOOR COVERINGS, ETC.	349	1 483	797
791 RAILWAY VEHICLES, EQUIPNT	36 862	5 595	2 975	661 LIME, CEMENT, CONSTR. MATRL	907 750	9 756	5 124
792 AIRCRAFT, ASSOCD. EQUIPNT	33	132	71	662 CLAY, REFRACT. CONSTR. MATRL	2 285	147	79
793 SHIP, BOAT, FLDAT. STRUCTRS	39	132	71	664 GLASS	163 303	13 208	7 002
811 PREFABRICATED BUILDINGS	104	82	43	665 GLASSWARE	45 230	38 398	20 443
812 PLUMBNG, SANITRY, EQPT. ETC	1 204	2 492	1 350	666 POTTERY	52 894	15 069	8 003
813 LIGHTNG FIXTURES ETC. NES	964	2 438	1 316	673 FLAT-ROLLED IRON ETC.	622 239	48 962	25 864
821 FURNITURE, CUSHIONS, ETC.	6 616	6 012	3 190	674 FLAT-ROLLED PLATED IRON	1 800	201	112
831 TRUNK, SUIT-CASES, BAG, ETC	364	897	466	676 IRON, STL. BAR, SHAPES ETC.	562 008	37 434	19 891
841 MENS, BOYS CLOTHING, X-KNIT	754	2 392	1 259	678 WIRE OF IRON OR STEEL	22 343	2 028	1 071
842 WOMEN, GIRL CLOTHING, X-KNIT	1 287	7 644	4 052	679 TUBES, PIPES, ETC. IRON, STL	118 637	10 155	5 397
843 MENS, BOYS CLOTHING, KNIT	340	1 296	682	682 COPPER	415	118	64
844 WOMEN, GIRLS CLOTHING, KNIT	2 269	11 381	6 062	684 ALUMINIUM	351 260	134 530	71 160
845 OTH. TEXTILE APPAREL, NES	4 998	40 464	21 550	689 MISC. NON-FERR. BASE METAL	49	221	127
846 CLOTHING ACCESSRS, FABRIC	5 611	17 698	9 467	691 METALLIC STRUCTURES NES	9 928	2 346	1 269

7 IMPORTS AND EXPORTS (SPECIAL TRADE) BY COUNTRIES OF PRODUCTION AND CONSUMPTION AND BY GROUPS OF THE SITC-REV. III 1989

GROUP DESCRIPTION	DT = 100 KG	1 000 DM	1 000 \$	GROUP DESCRIPTION	DT = 100 KG	1 000 DM	1 000 \$
692 CONTAINERS, STORAGE, TRNSP	3 369	538	284	573 POLYMERS, VINYL CHLORIDE	1 141	923	501
693 WIRE PRODUCTS EXCL. ELECT	17 447	3 698	1 952	574 POLYACETAL, POLYCARBONATE	4 295	2 352	1 248
694 NAILS, SCREWS, NUTS, ETC.	75 268	8 261	4 382	575 OTH. PLASTIC, PRIMARY FORM	14 227	10 897	5 798
695 TOOLS	2 957	2 514	1 332	581 PLASTIC TUBE, PIPE, HOSE	262	553	300
697 HOUSEHOLD EQUIPMENT, NES	9 800	3 310	1 762	582 PLASTIC PLATE, SHEETS, ETC	2 844	3 904	2 070
699 MANUFACTS. BASE METAL, NES	145 100	18 181	9 660	583 MONOFILAMENT OF PLASTICS	81	55	32
716 ROTATING ELECTRIC PLANT	219	132	69	591 INSECTICIDES, ETC.	306	330	172
728 OTH. MACH. PTS, SPCL INDUST	1 364	441	239	592 STARCHES, INULIN, ETC.	11 118	2 763	1 464
731 METAL REMOVAL WORK TOOLS	7 387	3 456	1 835	597 PREPRD ADDITIVES, LIQUIDS	13 979	5 430	2 897
733 MACH-TOOLS, METAL-WORKING	108	68	36	598 MISC. CHEMICAL PRODS. NES	82 444	19 865	10 556
735 PARTS, NES, FOR MACH-TOOLS	4 658	1 943	1 035	611 LEATHER	3 922	10 401	5 518
737 METALWORKING MACHNRY NES	300	145	80	612 MANUFACT. LEATHER ETC. NES	19	76	40
743 PUMPS NES, CENTRIFUGS ETC	467	180	94	613 FURSKINS, TANNED, DRESSED	54	264	136
744 MECHANICAL HANDLING EQUIP	2 580	596	321	621 MATERIALS OF RUBBER	707	911	498
746 BALL OR ROLLER BEARINGS	19 129	24 696	13 130	625 RUBBER TYRES, TUBES, ETC.	163	86	45
748 TRANSMISSIONS SHAFTS ETC	3 516	4 904	2 592	629 ARTICLES OF RUBBER, NES	331	1 362	733
752 AUTOMATC. DATA PROC. EQUIP	15	115	60	634 VENEERS, PLYWOOD, ETC.	3 602	2 002	1 064
761 TELEVISION RECEIVERS ETC	10 114	5 537	2 936	635 WOOD MANUFACTURES, NES	771	154	81
764 TELECOMM. EQUIP. PARTS NES	1 809	936	488	641 PAPER AND PAPERBOARD	6 888	2 982	1 627
772 ELEC. SWITCH. RELAY. CIRCUIT	406	2 036	1 068	642 PAPER, PAPERBOARD, CUT ETC	22 062	5 597	2 985
773 ELECTR. DISTRIB. EQPT NES	13 089	3 768	1 991	651 TEXTILE YARN	2 023	6 339	3 364
775 DOM. ELEC. NON-ELEC. EQUIPT	3 578	1 142	605	652 COTTON FABRICS, WOVEN	11 613	33 790	18 023
776 TRANSISTORS, VALVES, ETC.	10	80	41	653 FABRICS, MAN-MADE FIBRES	29 651	99 864	53 323
778 ELECTRIC. MACH. APPART. NES	2 654	2 735	1 464	654 OTH. TEXTILE FABRIC, WOVEN	5 688	20 624	10 742
781 PASS. MOTOR VEHCLS. EX. BUS	99	64	32	655 KNIT. CROCHET. FABRIC NES	3 616	9 494	5 038
784 PARTS, TRACTORS, MOTOR VEH	7 123	1 356	719	656 TULLE, LACE, EMBROIDRY. ETC	582	4 636	2 472
786 TRAILERS, SEMI-TRAILER, ETC	56 439	12 419	6 592	657 SPECIAL YARN, TXTL. FABRIC	6 818	23 699	12 568
813 LIGHTING FIXTURES ETC. NES	15 093	4 292	2 296	658 TEXTILE ARTICLES NES	371	994	528
821 FURNITURE, CUSHIONS, ETC.	1 281 525	359 112	191 221	662 CLAY, REFCTN. CONSTR. MATRL	12 868	5 014	2 675
831 TRUNK, SUIT-CASES, BAG, ETC	2 142	3 574	1 911	663 MINERAL MANUFACTURES, NES	4 958	3 892	2 107
841 MENS, BOYS CLOTHING, X-KNIT	31 704	140 916	75 090	664 GLASS	2 830	1 027	542
842 WOMEN, GIRL CLOTHING, X-KNIT	38 856	195 485	104 229	665 GLASSWARE	593	553	293
843 MENS, BOYS CLOTHING, KNIT	4 099	6 388	3 407	666 POTTERY	48	58	31
844 WOMEN, GIRLS CLOTHING, KNIT	3 139	11 214	5 944	671 PTG IRON, SPIEGELEISN, ETC	16 434	5 071	2 663
845 OTHR. TEXTILE APPAREL, NES	13 549	26 941	14 360	672 INGOTS ETC. IRON OR STEEL	92	79	42
846 CLOTHING ACCESSRS, FABRIC	3 530	8 384	4 477	673 FLAT-ROLLED IRON ETC.	19 186	5 212	2 764
848 CLOTHING, NONTXTL; HEADGEAR	147	699	371	674 FLAT-ROLLED PLATED IRON	567	211	111
851 FOOTWEAR	17 455	44 472	23 617	675 FLAT-ROLLED, ALLOY STEEL	20 503	4 903	2 581
872 MEDICAL INSTRUMENTS NES	21	70	39	676 IRON, STL, BAR, SHAPES ETC.	6 243	2 121	1 149
874 MEASURE, CONTROL INSTRMT	300	785	422	678 WIRE OF IRON OR STEEL	3 876	2 175	1 168
882 PHOTO. CINEMATOGRPH. SUPPL	281	911	484	679 TUBES, PIPES, ETC. IRON, STL	7 200	4 914	2 546
884 OPTICAL GOODS NES	129	1 456	770	682 COPPER	1 652	2 847	1 542
885 WATCHES AND CLOCKS	362	280	153	683 NICKEL	230	1 165	629
893 ARTICLES, NES, OF PLASTICS	16 858	3 389	1 826	684 ALUMINIUM	116	351	183
894 BABY CARRIAGE, TOYS, GAMES	8 233	3 549	1 875	686 ZINC	1 216	408	212
896 WORKS OF ART, ANTIQUE ETC	12	305	159	689 MISC. NON-FERR. BASE METAL	1 111	289	159
898 MUSICAL INSTRUMENTS, ETC.	519	831	446	691 METALLIC STRUCTURES NES	1 752	259	131
899 MISC MANUFACTRD GOODS NES	23 959	10 574	5 332	692 CONTAINERS, STORAGE, TRNSP	94	111	60
EXPORTS	982 672	583 818	310 679	693 WIRE PRODUCTS EXCL. ELECT	477	1 356	796
011 BOVINE MEAT	286 899	52 805	27 819	694 NAILS, SCREWS, NUTS, ETC.	313	4 433	2 225
017 MEAT, OFFL. PRPD, PRSVD, NES	283	319	166	695 TOOLS	829	197	199
022 MILK AND CREAM	95	120	65	696 CUTLERY	133	127	70
024 CHEESE AND CURD	38	82	42	697 HOUSEHOLD EQUIPMENT, NES	9 006	8 774	4 668
071 COFFEE, COFFEE SUBSTITUTE	75	117	63	699 MANUFACTS. BASE METAL, NES	179	1 708	895
072 COCOA	204	97	53	713 INTRNL COMBUS PSTN ENGIN	13	1 232	651
073 CHOCOLATE, OTH. COCOA PREP	105	100	63	714 ENGINES, MOTORS NON-ELECT	13	1 232	651
081 ANIMAL FEED STUFF	24 999	2 235	1 148	716 ROTATING ELECTRIC PLANT	25	131	71
098 EDIBLE PROD. PREPRTNS, NES	561	745	402	721 AGRIC. MACHINES, EX. TRACTR	22	142	76
112 ALCOHOLIC BEVERAGES	1 112	171	89	723 CIVIL ENGINEERING EQUIPT	32	288	154
211 HIDES, SKINS (EX. FURS), RAW	2 390	395	213	724 TEXTILE, LEATHER MACHINES	703	5 142	2 790
231 NATURAL RUBBER, ETC.	280	226	120	725 PAPER, PULP MILL MACHINES	160	391	220
232 SYNTHETIC RUBBER, ETC.	4 620	2 034	1 115	726 PRINTING, BOOKBINDING MACHS	270	900	469
247 WOOD ROUGH, ROUGH SQUARED	5 503	669	359	728 OTH. MACH. PTS, SPCL INDUST	395	2 151	1 159
248 WOOD, SIMPLY WORKED	659	130	67	735 PARTS, NES, FOR MACH-TOOLS	1 117	1 685	933
251 PULP AND WASTE PAPER	250	90	47	737 METALWORKING MACHNRY NES	516	1 655	893
274 SULPHUR, UNRSTD. IRON PYRS	620	148	80	741 HEATING, COOLING EQUIP, PART	76	817	450
278 OTHER CRUDE MINERALS	20 374	4 159	2 178	742 PUMPS FOR LIQUIDS, PARTS	241	3 675	1 906
285 ALUMINIUM ORE, CONCTR. ETC	80 551	12 255	6 566	743 PUMPS NES, CENTRIFUGS ETC	1 369	1 647	857
287 ORE, CONCENTR. BASE METALS	7 792	770	412	744 MECHANICAL HANDLING EQUIP	1 336	940	505
291 CRUDE ANIMAL MATERLS. NES	7	63	34	745 OTH. NON-ELEC MCH, TOOL, NES	413	1 908	1 021
292 CRUDE VEG. MATERIALS, NES	560	981	504	746 BALL OR ROLLER BEARINGS	106	792	441
334 PETROLEUM PRODUCTS	9 652	3 040	1 610	747 TAPS, COCKS, VALVES, ETC.	680	1 134	616
335 RESIDUAL PETROL. PRODUCTS	439	117	61	748 TRANSMISSIONS SHAFTS ETC	154	1 272	691
411 ANIMAL OILS AND FATS	12 381	851	453	749 NON-ELECT MACH. PARTS, ETC	9	101	53
421 FIXED VEG. FAT, OILS, SOFT	2 163	218	112	751 OFFICE MACHINES	6	172	91
431 ANIMAL, VEG. FATS, OILS, NES	3 159	622	351	752 AUTOMATC. DATA PROC. EQUIP	3	125	64
511 HYDROCARBONS, NES, DERIVTS	4 791	871	470	759 PARTS, FOR OFFICE MACHINS	24	372	200
512 ALCOHOL, PHENOL, ETC. DERIV	24 899	7 147	3 883	761 TELEVISION RECEIVERS ETC	32	659	355
513 CARBOXYLIC ACIDS, DERIVTS	18 715	4 380	2 297	763 SOUND RECORDER, PHONOGRPH	25	543	283
514 NITROGEN-FUNCT. COMPOUNDS	5 981	5 291	2 818	764 TELECOMM. EQUIP. PARTS NES	8	214	116
515 ORGANO-INORGANIC COMPNDS	4 983	4 523	2 400	771 ELECT POWER MACHNRY. PARTS	946	6 734	3 576
516 OTHER ORGANIC CHEMICALS	10 136	2 995	1 572	772 ELEC. SWITCH. RELAY. CIRCUIT	486	1 993	1 082
522 INORGANIC CHEM. ELEMENTS	43 080	8 815	4 690	773 ELECTR. DISTRIB. EQPT NES	92	3 078	1 713
523 METAL. SALTS, INORGAN. ACID	1 570	959	525	774 ELECTRO-MEDCL. XRAY EQUIP	359	676	371
524 OTHER CHEMICAL COMPOUNDS	707	929	494	775 DOM. ELEC. NON-ELEC. EQUIPT	5	256	134
525 RADIO-ACTIVE MATERIALS	12	69	36	776 TRANSISTORS, VALVES, ETC.	622	2 294	1 241
531 SYNTH. COLOURS, LAKES, ETC.	3 574	17 307	9 150	778 ELECTRIC. MACH. APPART. NES	724	1 740	929
532 DYEING, TANNING MATERIALS	107	79	40	781 PASS. MOTOR VEHCLS. EX. BUS	76	172	96
533 PIGMENTS, PAINTS, ETC.	17 754	10 204	5 412	782 GOODS, SPCL TRANSPORT VEH	580	988	526
541 MEDICINES, ETC. EXC. GRP542	1 109	4 939	2 587	784 PARTS, TRACTORS, MOTOR VEH	11	73	37
542 MEDICAMENTS	688	2 309	1 248	785 CYCLES, MOTORCYCLES ETC.	399	516	269
551 ESSNTL. OIL, PERFUME, FLAVR	82	447	247	813 LIGHTING FIXTURES ETC. NES	2 745	2 681	1 429
553 PERFUMERY, COSMETICS, ETC.	30	154	79	821 FURNITURE, CUSHIONS, ETC.	58	197	101
554 SOAP, CLEANERS, POLISH, ETC	2 974	1 698	895	841 MENS, BOYS CLOTHING, X-KNIT	119	660	348
562 FERTILIZER, EXCEPT GRP272	137	58	32	842 WOMEN, GIRL CLOTHING, X-KNIT	31	203	103
571 POLYMERS OF ETHYLENE	202	58	30	843 WOMEN, GIRLS CLOTHING, KNIT	7	92	46
572 POLYMERS OF STYRENE	179	64	34	845 OTHR. TEXTILE APPAREL, NES	844	5 727	3 053
				846 CLOTHING ACCESSRS, FABRIC	566	3 416	1 821
				848 CLOTHING, NONTXTL; HEADGEAR			

7 IMPORTS AND EXPORTS (SPECIAL TRADE) BY COUNTRIES OF PRODUCTION AND CONSUMPTION AND BY GROUPS OF THE SITC-REV. III 1989

GROUP DESCRIPTION	DT = 100 KG	1 000 DM	1 000 \$	GROUP DESCRIPTION	DT = 100 KG	1 000 DM	1 000 \$
851 FOOTWEAR	1 360	2 103	1 110	681 SILVER, PLATINUM, ETC.	7	196	105
871 OPTICAL INSTRUMENTS, NES		104	59	682 COPPER	7 681	3 552	1 884
872 MEDICAL INSTRUMENTS, NES	154	818	435	683 NICKEL	937	1 510	814
873 METERS, COUNTERS, NES	5	69	36	686 ZINC	250	87	44
874 MEASURE, CONTROL INSTRUMENT	249	3 866	2 146	689 MISC. NON-FERR. BASE METAL	1 204	642	336
882 PHOTO. CINEMATOGRAPH. SUPPL	128	517	283	691 METALLIC STRUCTURES, NES	1 209	255	137
884 OPTICAL GOODS, NES	1	110	59	692 CONTAINERS, STORAGE, TRANSP	1 844	281	145
885 WATCHES AND CLOCKS	34	83	43	694 NAILS, SCREWS, NUTS, ETC.	14 675	1 590	846
892 PRINTED MATTER	766	1 398	742	695 TOOLS	56	332	174
893 ARTICLES, NES, OF PLASTICS	7 160	4 623	2 460	696 CUTLERY	87	190	104
894 BABY CARRIAGE, TOYS, GAMES	272	291	151	699 MANUFACT. BASE METAL, NES	3 988	870	456
895 OFFICE, STATIONERY SUPPLS	99	578	300	716 ROTATING ELECTRIC PLANT	5 516	2 932	1 546
897 GOLD, SILVERWARE, JEWELRY	7	149	76	718 OTH. POWER-GENERATING MACHINERY	102	196	103
898 MUSICAL INSTRUMENTS, ETC.	302	1 310	705	721 AGRIC. MACHINES, EX. TRACTOR	174	66	35
899 MISC MANUFACTURED GOODS, NES	2 341	12 635	6 699	723 CIVIL ENGINEERING EQUIPMENT	282	73	40
BULGARIA				725 PAPER, PULP MILL MACHINES	217	407	206
IMPORTS				726 PRINTING, BOOKBINDING MACHS	239	61	33
012 OTHER MEAT, MEAT OFFAL	998	625	342	727 FOOD-PROCESS. MCH. NON DOM	40	69	37
024 CHEESE AND CURD	16 097	11 395	6 062	728 OTH. MACH. PTS, SPCL INDUST	227	301	162
034 FISH, FRESH, CHILLED, FROZEN	1 235	610	338	731 METAL REMOVAL WORK TOOLS	10 716	5 653	3 017
037 FISH ETC. PREP. PRSD. NES	656	273	146	735 PARTS, NES, FOR MACH-TOOLS	594	1 368	737
045 OTHER CEREALS, UNMILLED	3 295	147	78	737 METALWORKING MACHINERY, NES	292	202	107
054 VEGETABLES	74 567	4 291	2 287	741 HEATING, COOLING EQUIP, PART	592	797	425
056 VEGETABLES, PRPD, PRSD, NES	102 546	7 559	4 024	742 PUMPS FOR LIQUIDS, PARTS	12 471	3 255	1 731
057 FRUIT, NUTS EXCL. OIL NUTS	35 206	3 351	1 723	744 MECHANICAL HANDLING EQUIP	120	144	77
058 FRUIT, PRESERVED, PREPARED	13 709	1 264	684	745 OTH. NON-ELEC MCH. TOOL, NES	295	393	211
059 FRUIT, VEGETABLE JUICES	36 650	4 861	2 646	747 TAPS, COCKS, VALVES, ETC.	506	440	236
061 SUGARS, MOLASSES, HONEY	10 944	1 683	902	748 TRANSMISSION SHAFTS ETC	422	471	252
075 SPICES	17 514	2 132	1 176	749 NON-ELECT MACH. PARTS, ETC	428	85	47
081 ANIMAL FEED STUFF	9 697	8 554	4 566	751 OFFICE MACHINES	1 457	2 105	1 129
112 ALCOHOLIC BEVERAGES	64 438	6 015	3 208	752 AUTOMATIC DATA PROC. EQUIP	48	255	144
121 TOBACCO, UNMANUFACTURED	17 103	10 580	5 625	759 PARTS, FOR OFFICE MACHINES	87	240	135
222 OILSEED(SFT. FIX. VEG. OIL)	139 445	7 676	4 249	764 TELECOMM. EQUIP. PARTS, NES	990	687	377
223 OILSEED(OTH. FIX. VEG. OIL)	1 341	77	42	771 ELECT. POWER MACHIN. PARTS	191	288	156
232 SYNTHETIC RUBBER, ETC.	12 203	1 238	656	772 ELEC. SWITCH. RELAY. CIRCUIT	71	463	252
248 WOOD, SIMPLY WORKED	3 581	230	117	775 DOM. ELEC. NON-ELEC. EQUIP	722	1 251	656
251 PULP AND WASTE PAPER	1 619	201	108	776 TRANSISTORS, VALVES, ETC.	28	193	103
263 COTTON	3 846	672	360	778 ELECTRIC MACH. APPAR. NES	1 140	463	245
266 SYNTHETIC FIBRES	1 012	211	109	781 PASS. MOTOR VEHICLES, EX. BUS	336	680	360
267 OTHER MAN-MADE FIBRES	3 876	300	159	784 PARTS, TRACTORS, MOTOR VEH	382	284	152
268 WOOL, OTHER ANIMAL HAIR	578	277	150	786 TRAILERS, SEMI-TRAILER, ETC	3 665	808	415
273 STONE, SAND AND GRAVEL	2 966	59	31	813 LIGHTING FIXTURES ETC. NES	2 013	254	136
278 OTHER CRUDE MINERALS	21 167	74	425	821 FURNITURE CUSHIONS, ETC.	29 563	6 491	3 471
282 FERROUS WASTE AND SCRAP	14 823	2 916	1 563	821 TRUNK, SUIT-CASES, BAG, ETC	1 734	931	498
288 NON-FERROUS WASTE, SCRAP	18 516	7 021	3 875	841 MENS, BOYS CLOTHING, X-KNIT	5 726	15 732	8 387
289 PREC. METAL DRES. CONCENTR	4	407	215	842 WOMEN, GIRL CLOTHING, X-KNIT	5 125	29 459	15 693
291 CRUDE ANIMAL MATERIALS, NES	5 321	683	370	843 MENS, BOYS CLOTHING, KNIT	1 385	1 583	840
292 CRUDE VEG. MATERIALS, NES	32 877	10 156	5 458	844 WOMEN, GIRLS CLOTHING, KNIT	1 302	4 694	2 480
334 PETROLEUM PRODUCTS	91 429	3 005	1 644	845 OTH. TEXTILE APPAREL, NES	4 850	10 245	5 469
335 RESIDUAL PETROL. PRODUCTS	55 105	3 216	1 705	848 CLOTHING, NONTEXTILE HEADGEAR	58	392	208
411 ANIMAL OILS AND FATS	6 017	373	195	851 FOOTWEAR	2 218	3 649	1 937
431 ANIMAL, VEG. FATS, OILS, NES	1 146	59	32	862 MEDICAL INSTRUMENTS, NES	10	361	191
511 HYDROCARBONS, NES, DERIVTS	14 802	1 057	534	873 METERS, COUNTERS, NES	563	705	379
512 ALCOHOL, PHENOL, ETC. DERIV	650	209	119	874 MEASURE, CONTROL INSTRUMENT	72	721	384
513 CARBOXYLIC ACIDS, DERIVTS	8 388	2 064	1 102	891 ARMS AND AMMUNITION	22	478	266
514 NITROGEN-FUNCT. COMPOUNDS	245	58	30	892 PRINTED MATTER	85	107	57
515 ORGANIC-INORGANIC COMPOUNDS	10 689	3 040	1 629	893 ARTICLES, NES, OF PLASTICS	1 313	319	170
516 OTHER ORGANIC CHEMICALS	9 787	864	456	894 BABY CARRIAGE, TOYS, GAMES	10 116	3 934	2 080
522 INORGANIC CHEM. ELEMENTS	359	704	370	896 WORKS OF ART, ANTIQUE ETC	46	1 026	551
523 METAL. SALTS, INORGAN. ACID	1 452	303	162	898 MUSICAL INSTRUMENTS, ETC.	773	1 413	755
524 OTHER CHEMICAL COMPOUNDS	74	254	137	899 MISC MANUFACTURED GOODS, NES	1 761	349	182
541 MEDICINES, ETC. EXC. GRP542	1 992	4 474	2 381	961 COIN NONGOLD NONCURRENT	10	702	382
542 MEDICAMENTS	17	131	71	971 GOLD, NONMONETARY EXCL DRES		1 350	724
551 ESSENTIAL OIL, PERFUME, FLAVOR	209	705	378	EXPORTS			
553 PERFUMERY, COSMETICS, ETC.	19	186	100	001 LIVE ANIMALS	1 755	1 063	592
554 SOAP, CLEANERS, POLISH, ETC	1 268	204	107	011 BOVINE MEAT	161 755	27 576	14 720
562 FERTILIZER, EXCEPT GRP272	315 416	5 664	2 988	022 MILK AND CREAM	40 061	5 457	2 842
579 PLASTIC WASTE, SCRAP ETC	425	81	43	023 BUTTER, OTHER FAT OF MILK	21 750	9 461	5 092
582 PLASTIC PLATE, SHEETS, ETC	9 600	1 902	1 011	024 CHEESE AND CURD	28 551	7 020	3 931
583 MONOFILAMENT OF PLASTICS	73	100	52	048 CEREAL PREPARATIONS	171	99	47
591 INSECTICIDES, ETC.	1 346	267	144	058 FRUIT, PRESERVED, PREPARED	1 391	1 009	542
592 STARCHES, INULIN, ETC.	702	285	151	061 SUGARS, MOLASSES, HONEY	1 687	289	158
598 MISC. CHEMICAL PRODUCTS, NES	2 561	271	144	062 SUGAR CONFECTIONERY	77	74	37
625 RUBBER TYRES, TUBES, ETC.	2 034	692	361	071 COFFEE, COFFEE SUBSTITUTE	607	834	460
629 ARTICLES OF RUBBER, NES	1 364	572	297	073 CHOCOLATE, OTH. COCOA PREP	3 433	1 924	1 068
634 VENEERS, PLYWOOD, ETC.	1 764	129	70	075 SPICES	394	299	157
635 WOOD MANUFACTURES, NES	1 185	119	63	081 ANIMAL FEED STUFF	162 711	14 665	7 759
641 PAPER AND PAPERBOARD	10 490	1 435	762	098 EDIBLE PROD. PREPRTNS, NES	3 041	2 583	1 379
651 TEXTILE YARN	3 093	1 290	700	112 ALCOHOLIC BEVERAGES	2 310	429	222
652 COTTON FABRICS, WOVEN	3 047	1 384	759	121 TOBACCO, UNMANUFACTURED	7 570	116	62
653 FABRICS, MAN-MADE FIBRES	707	1 211	634	122 TOBACCO, MANUFACTURED	152	339	175
654 OTH. TEXTILE FABRIC, WOVEN	316	971	512	211 HIDES, SKINS (EX. FURS), RAW	24 903	11 392	6 161
657 SPECIAL YARN, TEXTILE FABRIC	475	124	67	232 SYNTHETIC RUBBER, ETC.	30 464	6 645	3 523
658 TEXTILE ARTICLES, NES	11 887	7 533	4 020	251 PULP AND WASTE PAPER	447	80	43
659 FLOOR COVERINGS, ETC.	1 080	2 052	1 100	266 SYNTHETIC FIBRES	319	137	75
661 LIME, CEMENT, CONSTR. MATRL	105 786	1 531	803	267 OTHER MAN-MADE FIBRES	5 142	3 072	1 575
662 CLAY, REFRACT. CONSTR. MATRL	11 367	717	380	278 OTHER CRUDE MINERALS	23 455	2 059	1 081
664 GLASS	1 202	78	41	282 FERROUS WASTE AND SCRAP	6	63	33
665 GLASSWARE	1 549	540	289	285 ALUMINUM ORE, CONCENTR. ETC	6 751	148	78
666 POTTERY	887	216	117	287 ORE, CONCENTR. BASE METALS	1 204	183	99
667 PEARLS, PRECIOUS STONES				291 CRUDE ANIMAL MATERIALS, NES	32	273	147
671 PIG IRON, SPIEGELEISEN, ETC	22 809	2 776	1 443	292 CRUDE VEG. MATERIALS, NES	5 723	747	401
672 INGOTS ETC. IRON OR STEEL	2 935	204	111	334 PETROLEUM PRODUCTS	4 172	1 142	590
673 FLAT-ROLLED IRON ETC.	336 634	23 864	12 848	335 RESIDUAL PETROL. PRODUCTS	11 867	1 201	645
676 IRON, STL. BAR, SHAPES ETC.	54 218	3 532	1 889	421 FIXED VEG. FAT, OILS, SOFT	1 020	100	53
679 TUBES, PIPES, ETC. IRON, STL	20 483	2 050	1 086	431 ANIMAL, VEG. FATS, OILS, NES	9 537	1 918	1 015

7 IMPORTS AND EXPORTS (SPECIAL TRADE) BY COUNTRIES OF PRODUCTION AND CONSUMPTION AND BY GROUPS OF THE SITC-REV. III 1989

GROUP DESCRIPTION	DT = 100 KG	1 000 DM	1 000 \$	GROUP DESCRIPTION	DT = 100 KG	1 000 DM	1 000 \$
511 HYDROCARBONS, NES, DERIVTS	13 793	1 831	960	748 TRANSMISSIONS SHAFTS ETC	2 381	8 699	4 671
512 ALCOHOL, PHENOL, ETC, DERIV	9 029	3 537	1 924	749 NON-ELECT MACH. PARTS, ETC	635	4 149	2 223
513 CARBOXYLIC ACIDS, DERIVTS	32 193	8 719	4 654	751 OFFICE MACHINES	275	1 624	856
514 NITROGEN-FUNCT. COMPOUNDS	14 671	10 664	5 709	752 AUTOMATC. DATA PROC. EQUIP	614	11 907	6 384
515 ORGANO-INORGANIC COMPNDS	5 918	7 082	3 778	759 PARTS, FDR OFFICE MACHINS	146	2 450	1 303
516 OTHER ORGANIC CHEMICALS	26 689	8 151	4 325	761 TELEVISION RECEIVERS ETC	371	1 819	971
522 INORGANIC CHEM. ELEMENTS	20 543	8 316	4 499	762 RADIO-BROADCAST RECEIVER	344	1 077	571
523 METAL. SALTS, INORGAN. ACID	32 709	3 333	1 751	763 SOUND RECORDER, PHONOGRPH	124	1 197	631
524 OTHER CHEMICAL COMPOUNDS	2 245	3 437	1 845	764 TELECOMM. EQUIP. PARTS NES	505	5 708	3 055
525 RADIO-ACTIVE MATERIALS	23	147	76	771 ELECT. POWER MACHNY. PARTS	634	2 674	1 428
531 SYNTH. COLOURS, LAKES, ETC.	4 201	13 310	7 085	772 ELEC. SWITCH, RELAY, CIRCUIT	1 751	16 025	8 538
532 DYEING, TANNING MATERIALS	14 439	3 136	1 655	773 ELECTR. DISTRIB. EQPT NES	2 708	2 949	1 604
533 PIGMENTS, PAINTS, ETC.	25 640	17 922	9 547	774 ELECTRO-MEDCL. XRAY EQUIP	180	6 216	3 312
541 MEDICINES, ETC. EXC. GRP 542	1 330	7 393	3 929	775 DOM. ELEC. NON-ELEC. EQUIPT	1 373	2 294	1 213
542 MEDICAMENTS	1 615	16 040	8 478	776 TRANSISTORS, VALVES, ETC.	1 916	8 745	4 605
551 ESSNTL. OIL, PERFUME, FLAVR	2 757	2 183	1 172	778 ELECTRIC. MACH. APPART. NES	45 145	42 515	22 739
553 PERFUMERY, COSMETICS, ETC.	1 059	1 944	1 044	781 PASS. MOTOR VEHCLS. EX. BUS	11 268	17 764	9 419
554 SOAP, CLEANERS, POLISH, ETC	29 681	10 158	5 388	782 GOODS, SPCL. TRANSPORT VEH	13 849	15 151	8 013
571 POLYMERS OF ETHYLENE	10 925	2 638	1 372	783 ROAD MOTOR VEHICLES NES	2 001	4 031	2 155
572 POLYMERS OF STYRENE	11 503	3 275	1 756	784 PARTS, TRACTORS, MOTOR VEH	6 706	13 732	7 300
573 POLYMERS, VINYL CHLORIDE	25 007	5 520	2 975	785 CYCLES, MOTORCYCLES ETC.	188	732	383
574 POLYACETAL, POLYCARBONATE	31 405	15 337	8 196	786 TRAILERS, SEMI-TRAILER, ETC	10 963	8 340	4 346
575 OTH. PLASTIC, PRIMARY FORM	62 192	24 133	12 845	791 RAILWAY VEHICLES, EQUIPNT	125	503	268
581 PLASTIC TUBE, PIPE, HOSE	573	769	400	793 SHIP, BOAT, FLOAT, STRUCTRS	109	367	189
582 PLASTIC PLATE, SHEETS, ETC	15 169	12 711	6 791	800 CPL. IND. PLANT CHAP 90/94	238	5 651	2 948
583 MONOFILAMENT OF PLASTICS	223	432	235	812 PLUMBING, SANITRY, EQPT. ETC	44	97	51
591 INSECTICIDES, ETC.	5 897	10 849	5 779	813 LIGHTING FIXTURES ETC. NES	167	667	353
592 STARCHES, INULIN, ETC.	4 535	2 729	1 466	821 FURNITURE, CUSHIONS, ETC.	382	544	290
597 PREPRD. ADDITIVES, LIQUIDS	12 930	5 859	3 095	831 TRUNK, SUIT-CASES, BAG, ETC	49	156	84
598 MISC. CHEMICAL PRDCTS, NES	81 378	26 786	14 356	841 MENS, BOYS CLOTHNG, X-KNIT	92	494	265
600 CPL. IND. PLANT CHAP 69-76	7 112	23 789	12 573	842 WOMEN, GIRL CLOTHNG, X-KNIT	176	1 157	626
611 LEATHER	3 475	2 573	1 374	844 WOMEN, GIRLS CLOTHNG, KNIT	44	155	82
612 MANUFACT. LEATHER ETC. NES	15	203	109	845 OTHR. TEXTILE APPAREL, NES	149	513	269
621 MATERIALS OF RUBBER	487	789	423	846 CLOTHING ACCESSRS, FABRIC	952	3 070	1 704
625 RUBBER TYRES, TUBES, ETC.	5 611	3 147	1 682	848 CLOTHING, NONTEXTL; HEADGEAR	126	1 071	571
629 ARTICLES OF RUBBER, NES	310	1 541	813	851 FOOTWEAR	2 358	4 452	2 390
633 CORK MANUFACTURES	21	73	39	871 OPTICAL INSTRUMENTS, NES	27	1 592	840
635 WOOD MANUFACTURES, NES	513	189	101	872 MEDICAL INSTRUMENTS NES	787	17 303	9 189
641 PAPER AND PAPERBOARD	56 691	13 481	7 184	873 METERS, COUNTERS, NES	229	2 527	1 350
642 PAPER, PAPERBOARD, CUT ETC	23 069	10 029	5 376	874 MEASURE, CONTROL INSTRMNT	2 965	35 796	19 034
651 TEXTILE YARN	5 315	10 233	5 417	881 PHOTOGRAPH. APPAR. ETC. NES	92	1 299	686
652 COTTON FABRICS, WOVEN	2 738	7 378	3 943	882 PHOTO. CINEMATOGRPH. SUPPL	1 774	4 886	2 601
653 FABRICS, MAN-MADE FIBRES	7 392	20 049	10 785	884 OPTICAL GOODS NES	82	2 156	1 125
654 OTH. TEXTILE FABRIC, WOVEN	568	1 338	705	885 WATCHES AND CLOCKS	39	487	259
655 KNIT, CROCHET, FABRIC, NES	1 156	2 748	1 458	891 ARMS AND AMMUNITION	170	578	311
656 TULLE, LACE, EMBROIDRY, ETC	473	2 061	1 094	892 PRINTED MATTER	2 265	4 617	2 457
657 SPECIAL YARN, TEXTL. FABRIC	10 764	13 823	7 350	893 ARTICLES, NES, OF PLASTICS	1 764	4 074	2 150
658 TEXTILE ARTICLES NES	84	718	378	894 BABY CARRIAGE, TOYS, GAMES	748	1 492	790
662 CLAY, REFRCT. CONSTR. MATRL	92 618	14 088	7 530	895 OFFICE, STATIONERY SUPPLS	265	1 161	548
663 MINERAL MANUFACTURES, NES	9 741	8 048	4 248	896 WORKS OF ART, ANTIQUE ETC	11	29 842	15 084
664 GLASS	15 132	3 511	1 877	897 GOLD, SILVERWARE, JEWEL NES	8	471	250
665 GLASSWARE	419	970	514	898 MUSICAL INSTRUMENTS, ETC.	1 590	5 920	3 148
666 POTTERY	584	609	313	899 MISC. MANUFACTRD GOODS NES	711	4 174	2 225
667 PEARLS, PRECIOUS STONES	.	.	.	941 COMPL. IND. PLANT CHAPT 99	1 125	3 159	1 668
671 PIG IRON, SPIEGELEISN, ETC	3 805	1 498	818	971 GOLD, NONMONTRY EXCL. ORES	1	1 438	767
673 FLAT-ROLLED IRON ETC	135 472	14 615	7 827				
674 FLAT-ROLLED PLATED IRON	3 563	615	323	ALBANIA			
675 FLAT-ROLLED, ALLOY STEEL	170 091	49 581	26 492				
676 IRON, STL. BAR, SHAPES ETC.	94 308	11 908	6 378	IMPORTS	336 901	61 492	32 682
678 WIRE OF IRON OR STEEL	20 844	4 747	2 517				
679 TUBES, PIPES, ETC. IRON, STL	52 395	14 838	7 918	054 VEGETABLES	17 672	2 300	1 180
681 SILVER, PLATINUM, ETC.	177	2 302	1 215	056 VEGETABLES, PRPD, PRSD, NES	2 167	627	335
682 COPPER	10 035	13 812	7 358	057 FRUIT, NUTS EXCL. OIL NUTS	3 032	1 054	581
683 NICKEL	224	1 044	543	072 COCOA	240	62	34
684 ALUMINIUM	14 403	14 452	7 721	075 SPICES	971	405	223
689 MISC. NON-FERR. BASE METAL	25	697	368	287 ORE, CONCENTR. BASE METALS	215 759	6 914	3 730
691 METALLIC STRUCTURES NES	2 352	5 816	3 105	288 NON-FERRUS WASTE, SCRAP	5 781	2 942	1 554
692 CONTAINERS, STORAGE, TRNSP	6 078	6 119	3 384	289 PREC. METAL ORES, CONCTRTS		160	88
693 WIRE PRODUCTS EXCL. ELECT	4 772	2 968	1 573	292 CRUDE VEG. MATERIALS, NES	10 349	3 652	1 946
694 NAILS, SCREWS, NUTS, ETC.	2 124	1 571	840	551 ESSNTL. OIL, PERFUME, FLAVR	11	97	52
695 TOOLS	1 508	14 212	7 567	658 TEXTILE ARTICLES NES	453	337	181
696 CUTLERY	85	285	149	659 FLOOR COVERINGS, ETC.	819	4 090	2 195
697 HOUSEHOLD EQUIPMENT, NES	91	215	110	671 PIG IRON, SPIEGELEISN, ETC	55 996	9 997	5 296
699 MANUFACT. BASE METAL, NES	10 977	10 648	5 645	682 COPPER	14 243	7 452	3 989
700 CPL. IND. PLANT (94/95/87)	19 565	53 419	28 485	683 NICKEL	5 181	12 117	6 373
711 STEAM GENER. BOILERS, ETC.	168	739	387	686 ZINC	659	185	96
712 STEAM TURBINES	4	196	107	841 MENS, BOYS CLOTHNG, X-KNIT	377	706	381
713 INTRNL. COMBUS. PSTN ENGIN	1 218	5 736	3 054	842 WOMEN, GIRL CLOTHNG, X-KNIT	1 305	6 676	3 540
716 ROTATING ELECTRIC PLANT	1 725	7 878	4 191	893 ARTICLES, NES, OF PLASTICS	90	108	58
718 OTH. POWR. GENRTNG. MACHNRY	106	411	220	899 MISC. MANUFACTRD GOODS NES	751	692	367
721 AGRIC. MACHINES, EX. TRACTR	2 041	3 596	1 871				
722 TRACTORS	109	97	52	EXPORTS	320 548	78 312	41 462
723 CIVIL ENGINEERING EQUIPT	7 481	14 598	7 773				
724 TEXTILE, LEATHER MACHINES	14 032	72 238	38 976	001 LIVE ANIMALS	2 163	888	510
725 PAPER, PULP MILL MACHINES	1 945	7 587	4 128	011 BOVINE MEAT	5 373	882	449
726 PRINTNG, BOOKBINDNG MACHS	1 177	4 020	2 146	012 OTHER MEAT, MEAT OFFAL	1 179	223	122
727 FOOD-PROCESS. MCH. NON DOM	1 876	15 999	8 513	054 VEGETABLES	20 156	384	197
728 OTH. MACH. PTS, SPCL. INDUST	24 267	77 005	41 195	061 SUGARS, MOLASSES, HONEY	117 297	6 502	3 467
731 METAL REMOVAL WORK TOOLS	10 508	45 730	24 339	072 COCOA	262	98	51
733 MACH-TOOLS, METAL-WORKING	4 627	12 789	6 756	266 SYNTHETIC FIBRES	599	167	91
735 PARTS, NES, FDR MACH-TOOLS	2 000	13 752	7 364	278 OTHER CRUDE MINERALS	1 389	108	54
737 METALWORKING MACHNRY NES	2 073	15 668	8 527	292 CRUDE VEG. MATERIALS, NES	40	111	59
741 HEATING, COOLING EQUIP, PART	.	.	.	321 COAL, NOT AGGLOMERATED	19 648	535	285
742 PUMPS FOR LIQUIDS, PARTS	2 500	10 572	5 615	335 RESIDUAL PETROL. PRODUCTS	478	77	41
743 PUMPS NES, CENTRIFUGS ETC	2 809	12 668	6 732	511 HYDROCARBONS, NES, DERIVTS	224	91	45
744 MECHANICAL HANDLING EQUIP	2 450	4 456	2 365	512 ALCOHOL, PHENOL, ETC. DERIV	811	281	152
745 OTH. NONELEC. MCH. TOOL, NES	4 318	28 918	15 385	513 CARBOXYLIC ACIDS, DERIVTS	1 606	421	219
746 BALL OR ROLLER BEARINGS	4 277	17 867	9 687	514 NITROGEN-FUNCT. COMPOUNDS	281	187	98
747 TAPS, COCKS, VALVES, ETC.	2 184	8 793	4 664	515 ORGANO-INORGANIC COMPNDS	446	356	187

7 IMPORTS AND EXPORTS (SPECIAL TRADE) BY COUNTRIES OF PRODUCTION AND CONSUMPTION AND BY GROUPS OF THE SITC-REV. III 1989

GROUP DESCRIPTION	DT = 100 KG	1 000 DM	1 000 \$	GROUP DESCRIPTION	DT = 100 KG	1 000 DM	1 000 \$
516 OTHER ORGANIC CHEMICALS	117	140	72	054 VEGETABLES	162 596	19 584	10 584
522 INORGANIC CHEM.ELEMENTS	2 037	479	253	056 VEGETABLES,PRPD,PRSD,NES	23 494	4 339	2 313
523 METAL.SALTS,INORGAN.ACID	1 946	404	202	057 FRUIT,NUTS EXCL.OIL NUTS	775 093	75 968	40 999
524 OTHER CHEMICAL COMPOUNDS	35	138	70	058 FRUIT,PRESERVED,PREPARED	12 509	1 996	1 060
531 SYNTH.COLOURS,LAKES,ETC.	471	1 525	804	059 FRUIT, VEGETABLE JUICES	115 518	36 071	19 104
533 PIGMENTS, PAINTS, ETC.	109	177	95	075 SPICES	5 900	694	367
541 MEDICINES,ETC.EXC.GRPS42	60	257	128	081 ANIMAL FEED STUFF	17 018	579	297
554 SOAP,CLEANERS,POLISH,ETC	1 836	462	240	098 EDIBLE PROD.PREPRTNS,NES	367	1 578	848
574 POLYACETAL,POLYCARBONATE	67	80	43	223 OILSEED(OTH.FIX.VEG.OIL)	120	70	37
575 OTH.PLASTIC,PRIMARY FORM	3 206	1 144	607	248 WOOD, SIMPLY WORKED	148	75	40
582 PLASTIC PLATE,SHEETS,ETC	80	263	145	251 PULP AND WASTE PAPER	20 306	2 683	1 439
591 INSECTICIDES, ETC.	873	1 473	789	263 COTTON	572	88	46
592 STARCHES,INULIN,ETC.	155	153	81	265 VEGETABLE TEXTILE FIBRES	893	59	31
597 PREPRO ADDITIVES,LIQUIDS	363	87	47	268 WOOL, OTHER ANIMAL HAIR	161	68	37
598 MISC.CHEMICAL PRODS,NES	7 474	2 161	1 140	272 FERTILIZERS, CRUDE	789 148	8 031	4 238
611 LEATHER	289	121	64	273 STONE, SAND AND GRAVEL	25 132	287	148
625 RUBBER TYRES,TUBES,ETC.	75	68	36	278 OTHER CRUDE MINERALS	115 667	1 886	984
629 ARTICLES OF RUBBER, NES	45	109	59	283 COPPER ORES,CONCENTRATES	85 411	13 803	7 390
641 PAPER AND PAPERBOARD	2 724	861	458	287 ORE,CONCENTR.BASE METALS	71 907	6 328	3 344
642 PAPER,PAPERBOARD,CUT ETC	2 460	950	493	288 NON-FERROUS WASTE,SCRAP	11 790	4 418	2 369
651 TEXTILE YARN	163	468	247	289 PREC.METAL ORES,CONCRTS	15	475	259
652 COTTON FABRICS, WOVEN	447	1 652	861	291 CRUDE ANIMAL MATERIALS,NES	92	277	147
653 FABRICS,MAN-MADE FIBRES	956	3 542	1 875	292 CRUDE VEG.MATERIALS, NES	9 648	7 319	3 899
654 OTH.TEXTILE FABRIC.WOVEN	231	646	340	334 PETROLEUM PRODUCTS	120 688	4 386	2 345
656 TULLE,LACE,EMBROIDRY,ETC	17	240	127	421 FIXED VEG.FAT,OILS, SOFT	340	191	101
657 SPECIAL YARN,TXTL.FABRIC	988	4 083	2 146	431 ANIMAL,VEG.FATS,OILS,NES	514	288	152
662 CLAY,REFRCT.CONSTR.MATRL	3 291	535	285	512 ALCOHOL,PHENOL,ETC.DERIV	2 285	336	179
663 MINERAL MANUFACTURES,NES	506	329	172	522 INORGANIC CHEM.ELEMENTS	84 656	3 492	1 872
664 GLASS	4 356	464	248	551 ESSNTL.OIL,PERFUME,FLAVR	1 563	857	453
665 GLASSWARE	21	64	35	562 FERTILIZER,EXCEPT GRP272	1 210 452	47 498	25 574
671 PIG IRON, SPIEGELEISEN,ETC	630	73	44	611 LEATHER	147	643	346
673 FLAT-ROLLED IRON ETC.	5 537	716	381	612 MANUFACT. LEATHER ETC.NES	34	127	68
674 FLAT-ROLLED PLATED IRON	169	85	46	625 RUBBER TYRES,TUBES,ETC.	549	302	163
675 FLAT-ROLLED, ALLOY STEEL	1 033	480	251	633 CORK MANUFACTURES	3 826	905	480
676 IRON, STL.BAR, SHAPES ETC.	919	258	136	651 TEXTILE YARN	2 031	2 240	1 186
678 WIRE OF IRON OR STEEL	68	105	56	652 COTTON FABRICS, WOVEN	66	539	280
679 TUBES,PIPES,ETC.IRON,STL	69 155	11 903	6 322	653 FABRICS,MAN-MADE FIBRES	233	482	256
682 COPPER	2 058	2 128	1 123	657 SPECIAL YARN,TXTL.FABRIC	804	57	30
684 ALUMINIUM	439	608	318	658 TEXTILE ARTICLES NES	181	178	98
685 LEAD	691	149	81	659 FLOOR COVERINGS, ETC.	74 281	102 494	54 805
687 TIN	701	1 335	699	661 LIME,CEMENT,CONSTR.MATRL	398	178	98
689 MISC.NON-FERR.BASE METAL	82	54	30	681 SILVER,PLATINUM,ETC.	91	3 087	1 621
692 CONTAINERS,STORAGE,TRNSP	51	164	85	685 LEAD	11 166	1 462	773
693 WIRE PRODUCTS EXCL.ELECT	465	383	206	723 CIVIL ENGINEERING EQUIPT	42	64	33
694 NAILS,SCREWS,NUTS,ETC.	277	129	69	724 TEXTILE,LEATHER MACHINES	208	206	108
695 TOOLS	146	234	126	742 PUMPS FOR LIQUIDS,PARTS	25	82	42
699 MANUFACTS.BASE METAL,NES	94	302	159	752 AUTOMATC.DATA PROC.EQUIP	1	537	281
713 INTRNL COMBUS PSTN ENGIN	5	60	32	759 PARTS,FDP OFFICE MACHNS	23	1 400	741
716 ROTATING ELECTRIC PLANT	35	71	36	771 ELECT POWER MACHNY,PARTS	9	302	162
721 AGRIC.MACHINES,EX.TRACTP	2 808	733	388	776 TRANSISTORS,VALVES,ETC.	1 096	31 004	16 390
722 TRACTORS	186	74	40	784 PARTS,TRACTORS,MOTOR VEH	59	180	70
723 CIVIL ENGINEERING EQUIPT	199	99	52	813 LIGHTING FIXTURES ETC.NES	770	3 035	1 614
724 TEXTILE,LEATHER MACHINES	391	1 593	835	831 TRUNK,SUIT-CASES,BAG,ETC	119	278	146
725 PAPER,PULP MILL MACHINES	41	173	93	841 MENS,BOYS CLOTHING,K-KNIT	8 997	37 199	19 828
726 PRINTING,BOOKBINDING MACHS	94	240	129	842 WOMEN,GIRL CLOTHING,K-KNIT	39 846	194 734	103 847
728 OTH.MACH,PTS,SPCL INDUST	141	354	189	843 MENS,BOYS CLOTHING,KNIT	353	1 595	861
737 METALWORKING MACHNRY,NES	880	1 696	874	844 WOMEN,GIRLS CLOTHING,KNIT	18 152	87 337	46 530
741 HEATING,COOLING EQUIP,PART	.	.	.	845 OTHR.TEXTILE APPAREL,NES	5 405	20 296	10 786
743 PUMPS NES,CENTRIFUGS ETC	460	645	338	846 CLOTHING ACCESSRS,FABRIC	9 862	16 358	8 742
744 MECHANICAL HANDLING EQUIP	250	322	171	848 CLOTHING,NONTXTL;HEADGEAR	585	1 175	618
746 BALL OR ROLLER BEARINGS	310	642	344	851 FOOTWEAR	1 612	5 248	2 790
749 NON-ELECT MACH.PARTS,ETC	35	151	81	874 MEASURE,CONTROL INSTRMNT	4	139	74
751 OFFICE MACHINES	12	61	31	885 WATCHES AND CLOCKS	8	326	174
761 TELEVISION RECEIVERS,ETC	116	318	164	893 ARTICLES,NES,OF PLASTICS	388	176	96
763 SOUND RECORDER,PHONOGRPH	20	414	215	894 BABY CARRIAGE,TOYS,GAMES	97	75	41
764 TELECOMM.EQUIP.PARTS NES	54	895	487	896 WORKS OF ART,ANTIQUE ETC	35	71	38
772 ELEC.SWITCH,RELAY,CIRCUT	86	654	339	899 MISC MANUFACTD GOODS NES	1 121	559	297
773 ELECTR.DISTRIB. EQPT NES	143	215	116	EXPORTS	1 668 262	910 470	483 883
774 ELECTRO-MEDCL.XRAY EQUIP	14	387	201	001 LIVE ANIMALS	37	401	215
776 TRANSISTORS,VALVES,ETC.	4	61	36	022 MILK AND CREAM	8 038	1 333	712
778 ELECTRIC.MACH.APPART.NES	2 393	2 717	1 429	048 CEREAL PREPARATIONS	548	457	245
781 PASS.MOTOR VEHCLS.EX.BUS	411	497	260	054 VEGETABLES	593	320	171
782 GOODS,SPCL TRANSPORT VEH	3 037	991	536	061 SUGARS,MOLASSES,HONEY	282 718	12 882	6 980
783 ROAD MOTOR VEHICLES NES	3 045	590	317	071 COFFEE,COFFEE SUBSTITUTE	171	86	47
784 PARTS,TRACTORS,MOTOR VEH	75	323	165	081 ANIMAL FEED STUFF	872	252	134
791 RAILWAY VEHICLES.EQUIPNT	10 490	2 621	1 445	111 NON-ALCOHOL.BEVERAGE,NES	666	81	44
813 LIGHTING FIXTURES ETC.NES	21	107	58	112 ALCOHOLIC BEVERAGES	3 020	393	207
821 FURNITURE,CUSHIONS,ETC.	50	160	86	122 TOBACCO, MANUFACTURED	14	61	32
845 OTHR.TEXTILE APPAREL,NES	60	165	94	232 SYNTHETIC RUBBER, ETC.	4 443	1 543	815
846 CLOTHING ACCESSRS,FABRIC	25	178	94	248 WOOD, SIMPLY WORKED	6 103	508	268
848 CLOTHING,NONTXTL;HEADGEAR	86	94	49	266 SYNTHETIC FIBRES	53 788	18 115	9 673
871 OPTICAL INSTRUMENTS,NES	123	197	67	267 OTHER MAN-MADE FIBRES	3 396	1 829	978
872 MEDICAL INSTRUMENTS NES	6	197	103	268 WOOL, OTHER ANIMAL HAIR	1 578	1 562	841
874 MEASURE,CONTROL INSTRMNT	41	1 157	613	269 WORN CLOTHING,TEXTL.ARTL	7 701	742	396
892 PRINTED MATTER	25	83	45	272 FERTILIZERS, CRUDE	2 600	144	81
893 ARTICLES,NES,OF PLASTICS	470	172	87	278 OTHER CRUDE MINERALS	15 546	579	311
895 OFFICE,STATIONERY SUPPLS	45	113	60	291 CRUDE ANIMAL MATERIALS,NES	128	218	117
896 WORKS OF ART,ANTIQUE ETC	2	860	440	292 CRUDE VEG.MATERIALS, NES	4 543	4 071	2 110
898 MUSICAL INSTRUMENTS,ETC.	142	611	324	322 BRIQUETTES,LIGNITE,PEAT	71 041	1 707	896
899 MISC MANUFACTD GOODS NES	40	681	355	334 PETROLEUM PRODUCTS	1 521	480	253
MOROCCO				335 RESIDUAL PETROL.PRODUCTS	23 856	2 315	1 227
IMPORTS	3 894 930	789 984	421 827	421 FIXED VEG.FAT,OILS, SOFT	648	108	56
034 FISH,FRESH,CHILLED,FROZN	2 212	2 623	1 395	422 FIXED VEG.FAT,OILS,NE	1 283	182	104
036 CRUSTACEANS,MOLLUSCS ETC	481	374	195	431 ANIMAL,VEG.FATS,OILS,NES	8 157	1 448	776
037 FISH ETC.PREPD,PRSD,NES	40 276	23 022	12 313	511 HYDROCARBONS,NES,DERIVTS	2 875	833	448
045 OTHER CEREALS, UNMILLED	2 377	152	82	512 ALCOHOL,PHENOL,ETC.DERIV	4 358	1 480	786
				513 CARBOXYLIC ACIDS,DERIVTS	33 162	5 903	3 104

7 IMPORTS AND EXPORTS (SPECIAL TRADE) BY COUNTRIES OF PRODUCTION AND CONSUMPTION AND BY GROUPS OF THE SITC-REV. II, 1989

GROUP DESCRIPTION	DT = 100 KG	1 000 DM	1 000 \$	GROUP DESCRIPTION	DT = 100 KG	1 000 DM	1 000 \$
514 NITROGEN-FUNCT COMPOUNDS	3 572	1 887	1 006	752 AUTOMATC. DATA PROC. EQUIP	416	6 81	3 628
515 ORGANO-INORGANIC COMPOUNDS	510	2 708	1 451	759 PARTS, FOR OFFICE MACHINES	102	3 693	1 973
516 OTHER ORGANIC CHEMICALS	2 277	688	365	761 TELEVISION RECEIVERS ETC	1 966	4 382	2 440
522 INORGANIC CHEM. ELEMENTS	12 077	7 742	1 304	761 RADIO-BROADCAST RECEIVER	61	611	325
523 METAL SALTS, INORGAN. ACID	29 350	4 948	1 563	763 SOUND RECORDER, PHONOGRAPH	19	585	308
524 OTHER CHEMICAL COMPOUNDS	12	8	46	763 TELECOMM. EQUIP. PARTS NES	2 153	16 851	8 964
531 SYNTH. COLOURS, LAKES, ETC.	5 116	10 086	383	771 ELECT. POWER MACHINRY, PARTS	88	692	360
532 DYEING, TANNING MATERIALS	10 535	2 331	224	772 ELEC. SWITCH, RELAY, CIRCUIT	420	3 261	1 726
533 PIGMENTS, PAINTS, ETC.	26 792	7 240	3 868	773 ELECTR. DISTRIBUT. EQUIP. NES	675	2 219	1 181
541 MEDICINES, ETC. EXC. GRP542	520	2 447	1 303	774 ELECTRO-MEDICAL, XRAY EQUIP	250	3 325	1 744
542 MEDICAMENTS	1 846	2 856	1 529	775 DOM. ELEC. NON-ELEC. EQUIPT	550	765	402
551 ESSENT. OIL, PERFUME, FLAVR	1 098	2 530	1 346	776 TRANSISTORS, VALVES, ETC.	236	2 690	1 462
553 PERFUMERY, COSMETICS, ETC.	131	86	47	778 ELECTRIC MACH. APPART. NES	2 368	5 710	3 025
554 SOAP, CLEANERS, POLISH, ETC	9 467	2 944	1 563	781 PASS. MOTOR VEHICLES, EX. BUS	7 936	23 358	12 417
562 FERTILIZER, EXCEPT GRP272	829	178	96	782 GOODS, SPCL. TRANSPORT VEH	846	1 253	646
571 POLYMERS OF ETHYLENE	23 130	4 698	2 492	783 ROAD MOTOR VEHICLES NES	170	300	151
572 POLYMERS OF STYRENE	7 575	2 143	1 137	784 PARTS, TRACTORS, MOTOR VEH	4 565	9 809	5 170
573 POLYMERS, VINYL CHLORIDE	1 288	619	329	785 CYCLES, MOTORCYCLES ETC.	206	98	52
574 POLYACETAL, POLYCARBONATE	6 542	3 591	1 916	786 TRAILERS, SEMI-TRAILER, ETC	331	305	164
575 OTH. PLASTIC, PRIMARY FORM	26 036	9 979	5 317	791 RAILWAY VEHICLES, EQUIPNT	387	1 170	618
581 PLASTIC TUBE, PIPE, HOSE	148	205	110	793 SHIP, BOAT, FLOAT, STRUCTRS	35 340	72 666	38 078
582 PLASTIC PLATE, SHEETS, ETC	2 468	1 877	994	800 CPL. IND. PLANT CHAP 90/94	91	1 178	612
591 INSECTICIDES, ETC.	6 376	6 750	3 596	813 LIGHTING FIXTURES ETC. NES	279	882	456
592 STARCHES, INULIN, ETC.	2 665	1 350	721	821 FURNITURE, CUSHIONS, ETC.	599	1 059	564
593 EXPLOSIVES, PYROTECHNICS	64	411	219	841 MENS, BOYS CLOTHING, X-KNIT	157	512	268
597 PREPRED. ADDITIVES, LIQUIDS	8 089	2 404	1 270	842 WOMEN, GIRL CLOTHING, X-KNIT	2 635	10 237	5 476
598 MISC. CHEMICAL PRODS. NES	28 392	8 095	4 287	843 MENS, BOYS CLOTHING, KNIT	26	132	69
600 CPL. IND. PLANT CHAP 69-76	22	126	65	844 WOMEN, GIRLS CLOTHING, KNIT	1 549	6 971	3 698
611 LEATHER	102	695	372	845 OTHR. TEXTILE APPAREL, NES	299	809	430
612 MANUFACT. LEATHER ETC. NES	10	118	61	846 CLOTHING ACCESSRS, FABRIC	9 134	10 890	5 814
621 MATERIALS OF RUBBER	2 914	2 124	1 128	848 CLOTHING, NONXTL; HEADGEAR	878	3 622	1 920
625 RUBBER TYRES, TUBES, ETC.	530	477	250	851 FOOTWEAR	143	303	158
629 ARTICLES OF RUBBER, NES	2 764	3 504	1 839	871 OPTICAL INSTRUMENTS, NES	12	443	239
635 WOOD MANUFACTURES, NES	1 551	1 204	635	872 MEDICAL INSTRUMENTS NES	319	3 720	1 962
641 PAPER AND PAPERBOARD	26 204	5 919	3 151	873 METERS, COUNTERS, NES	145	289	149
642 PAPER, PAPERBOARD, CUT ETC	6 712	3 155	1 671	874 MEASURE, CONTROL INSTRUMNT	366	7 439	3 950
651 TEXTILE YARN	27 673	19 661	10 535	881 PHOTOGRAPH APPAR. ETC. NES	55	436	232
652 COTTON FABRICS, WOVEN	20 502	51 741	27 678	882 PHOTO. CINEMATOGRAPH. SUPPL	2 672	4 538	2 405
653 FABRICS, MAN-MADE FIBRES	26 697	92 365	49 226	884 OPTICAL GOODS NES	5	413	220
654 OTH. TEXTILE FABRIC, WOVEN	1 735	7 364	3 859	885 WATCHES AND CLOCKS	27	420	220
655 KNIT, CROCHET, FABRIC NES	19 137	48 264	25 592	891 ARMS AND AMMUNITION	4	64	37
656 TULLE, LACE, EMBROIDRY, ETC	541	2 978	1 586	892 PRINTED MATTER	795	1 448	763
657 SPECIAL YARN, TEXTL. FABRIC	2 324	6 374	3 402	893 ARTICLES, NES, OF PLASTICS	5 872	4 219	2 240
658 TEXTILE ARTICLES NES	208	675	363	894 BABY CARRIAGE, TOYS, GAMES	126	216	113
659 FLOOR COVERINGS, ETC.	44	72	38	895 OFFICE, STATIONERY SUPPLS	1 037	1 805	1 020
662 CLAY, REFRCT. CONSTR. MATRL	17 053	2 239	1 191	897 GOLD, SILVERWARE, JEWEL NES	6	364	195
663 MINERAL MANUFACTURES, NES	759	960	513	898 MUSICAL INSTRUMENTS, ETC.	664	2 290	1 221
664 GLASS	875	313	163	899 MISC. MANUFACTRD GOODS NES	930	6 896	3 682
665 GLASSWARE	22 439	2 778	1 467	941 COMPL. IND. PLANT CHAPT 99	231	926	482
666 POTTERY	376	591	312				
671 PIG IRON, SPIEGELEISN, ETC	1 216	258	137	ALGERIA			
673 FLAT-ROLLED IRON ETC.	399 189	35 595	18 830				
674 FLAT-ROLLED PLATED IRON	81 484	11 714	6 218	IMPORTS	50 814 648	1 470 450	781 615
675 FLAT-ROLLED, ALLOY STEEL	6 220	1 377	752				
676 IPON, STL. BAR, SHAPES ETC.	12 913	1 087	582	036 CRUSTACEANS, MOLLUSCS ETC	39	76	39
678 WIRE OF IRON OR STEEL	4 663	855	449	057 FRUIT, NUTS EXCL. OIL NUTS	878	453	246
679 TUBES, PIPES, ETC. IRON, STL	14 041	2 526	1 344	059 FRUIT, VEGETABLE JUICES	752	321	175
681 SILVER, PLATINUM, ETC.	1	61	33	112 ALCOHOLIC BEVERAGES	2 146	563	304
682 COPPER	11 167	7 028	3 730	272 FERTILIZERS, CRUDE	248 051	2 055	1 100
683 NICKEL	36	189	101	288 NON-FERROUS WASTE, SCRAP	5 437	1 812	997
684 ALUMINIUM	8 440	5 740	3 040	333 PETROLEUM OILS, CRUDE	40 591 445	1 155 013	613 833
686 ZINC	197	79	41	334 PETROLEUM PRODUCTS	9 740 922	270 705	144 090
691 METALLIC STRUCTURES NES	3 596	2 428	1 262	511 HYDROCARBONS, NES, DERIVTS	30 376	3 530	1 808
692 CONTAINERS, STORAGE, TRANSP	396	687	363	522 INORGANIC CHEM. ELEMENTS	794	1 158	616
693 WIRE PRODUCTS EXCL. ELECT	305	190	100	673 FLAT-ROLLED IRON ETC.	60 929	3 522	1 905
694 NAILS, SCREWS, NUTS, ETC.	420	759	395	674 FLAT-ROLLED PLATED IRON	102 504	12 372	6 576
695 TOOLS	786	2 097	1 112	676 IRON, STL. BAR, SHAPES ETC.	208	125	67
696 CUTLERY	288	1 119	581	682 COPPER	583	293	148
697 HOUSEHOLD EQUIPMENT, NES	1 087	1 109	582	684 ALUMINIUM	554	224	120
699 MANUFACT. BASE METAL, NES	4 965	4 743	2 524	686 ZINC	19 838	6 675	3 486
700 CPL. IND. PLANT (84/85/87)	30	216	117	699 MANUFACT. BASE METAL, NES	137	106	54
711 STEAM GENER. BOILERS, ETC.	7	1 032	580	712 STEAM TURBINES	205	1 200	643
712 STEAM TURBINES	7	1 032	580	741 HEATING, COOLING EQUIP. PART	80	88	47
713 INTRNL. COMBUS. PSTN. ENGIN	2 237	7 506	4 023	775 DOM. ELEC. NON-ELEC. EQUIPT	1 962	839	444
714 ENGINES, MOTORS NON-ELECT	41	4 681	2 560	781 PASS. MOTOR VEHICLES, EX. BUS	174	189	98
716 ROTATING ELECTRIC PLANT	2 753	7 547	3 882	782 GOODS, SPCL. TRANSPORT VEH	198	78	42
718 OTH. POWR. GENRATING, MACHNRY	17	89	48	811 PREFABRICATED BUILDINGS	26	260	133
721 AGRIC. MACHINES, EX. TRACTR	14 514	16 286	8 606	851 FOOTWEAR	20	132	76
722 TRACTORS	8 995	10 284	5 509	874 MEASURE, CONTROL INSTRUMNT	30	821	436
723 CIVIL ENGINEERING EQUIPT	7 295	10 148	5 400				
724 TEXTILE, LEATHER MACHINES	13 594	47 016	24 965	EXPORTS	2 568 632	1 451 092	775 370
725 PAPER, PULP MILL MACHINES	1 165	2 488	1 303				
726 PRINTING, BOOKBINDING MACHS	1 225	5 840	3 165	001 LIVE ANIMALS	438	419	226
727 FOOD-PROCESS. MCH. NON DOM	2 172	6 215	3 276	022 MILK AND CREAM	125 103	42 385	22 725
728 OTH. MACH. PTS, SPCL. INDUST	5 540	14 051	7 564	023 BUTTER, OTHER FAT OF MILK	7 000	6 440	3 315
731 METAL REMOVAL WORK TOOLS	52	325	175	024 CHEESE AND CURD	8 120	2 486	1 262
733 MACH-TOOLS, METAL-WORKING	1 463	3 344	1 811	025 EGGS, BIRDS, YOLKS, ALBUMIN	1 901	875	482
735 PARTS, NES, FOR MACH-TOOLS	35	688	364	043 BARLEY, UNMILLED	7 500	291	157
737 METALWORKING MACHNRY NES	75	277	144	054 VEGETABLES	60 752	3 397	1 794
741 HEATING, COOLING EQUIP. PART				051 SUGARS, MOLASSES, HONEY	330 228	20 814	11 332
742 PUMPS FOR LIQUIDS, PARTS	1 171	6 462	3 414	072 COCOA	350	79	42
743 PUMPS NES, CENTRIFUGS ETC	1 590	4 787	2 560	081 ANIMAL FEED STUFF	500	469	255
744 MECHANICAL HANDLING EQUIP	6 889	9 993	5 324	098 EDIBLE PROD. PREPRTNS, NES	21 309	6 231	3 343
745 OTH. NONELEC. MCH, TOOL, NES	2 158	11 076	5 929	112 ALCOHOLIC BEVERAGES	451	117	63
746 BALL OR ROLLER BEARINGS	432	1 427	759	232 SYNTHETIC RUBBER, ETC.	1 583	499	265
747 TAPS, COCKS, VALVES, ETC.	561	2 442	1 291	248 WOOD, SIMPLY WORKED	4 562	207	111
748 TRANSMISSIONS SHAFTS ETC	793	3 965	2 110	266 SYNTHETIC FIBRES	14 765	4 982	2 657
749 NON-ELECT. MACH. PARTS, ETC	418	1 742	925	272 FERTILIZERS, CRUDE	3 000	160	86
751 OFFICE MACHINES	327	2 039	1 082	278 OTHER CRUDE MINERALS	12 193	585	313

GROUP DESCRIPTION	DT = 100 KG	1 000 DM	1 000 \$	GROUP DESCRIPTION	DT = 100 KG	1 000 DM	1 000 \$
292 CRUDE VEG. MATERIALS, NES	1 493	649	348	744 MECHANICAL HANDLING EQUIP	18 955	28 648	15 427
334 PETROLEUM PRODUCTS	2 211	417	230	745 OTH. NONELEC MCH. TOOL, NES	1 627	11 257	5 948
335 FIXED PETROL. PRODUCTS	11 473	1 408	763	746 BALL OR ROLLER BEARINGS	2 549	2 020	1 085
421 RESID VEG. FAT, OILS, SOFT	155 845	12 137	6 350	747 TAPS, COCKS, VALVES, ETC.	2 096	10 963	5 779
431 ANIMAL, VEG. FATS, OILS, NES	6 840	1 224	630	748 TRANSMISSIONS SHAFTS ETC	5 628	14 988	7 893
511 HYDROCARBONS, NES, DERIVTS	27 717	2 710	1 515	749 NON-ELECT MACH. PARTS, ETC	1 239	6 599	3 118
512 ALCOHOL, PHENOL, ETC. DERIV	11 756	3 602	1 907	751 OFFICE MACHINES	374	1 700	945
513 CARBOXYLIC ACIDS, DERIVTS	49 318	11 774	6 186	752 AUTOMATC. DATA PROC. EQUIP	310	5 005	2 719
514 NITROGEN-FUNCT. COMPOUNDS	14 299	3 749	2 019	759 PARTS, FOR OFFICE MACHINS	211	865	464
515 ORGANO-INORGANIC COMPNDS	1 172	1 477	766	761 TELEVISION RECEIVERS ETC	34	192	103
516 OTHER ORGANIC CHEMICALS	2 906	1 466	781	763 SOUND RECORDER, PHONOGRPH	3	85	41
522 INORGANIC CHEM. ELEMENTS	24 653	3 847	2 051	764 TELECOMM. EQUIP. PARTS NES	2 490	35 771	19 098
523 METAL. SALTS, INORGAN. ACID	46 257	2 918	1 576	771 ELECT POWER MACHNY. PARTS	749	2 652	1 441
524 OTHER CHEMICAL COMPOUNDS	676	156	82	772 ELEC. SWITCH. RELAY. CIRCUIT	2 164	15 361	8 163
531 SYNTH. COLOURS, LAKES, ETC.	5 878	14 330	7 607	773 ELECTR DISTRIB. EQPT NES	6 521	8 745	4 705
532 DYING, TANNING MATERIALS	11 686	2 594	1 384	774 ELECTRO-MEDCL. XRAY EQUIP	138	4 740	2 566
533 PIGMENTS, PAINTS, ETC.	47 570	22 916	12 279	775 DOM. ELEC. NON-ELEC. EQUIPT	46	276	146
541 MEDICINES, ETC. EXC. GRP542	261	1 070	562	776 TRANSISTORS, VALVES, ETC.	10 307	17 444	9 406
542 MEDICAMENTS	6 679	4 296	4 312	778 ELECTRIC MACH. APPAR. NES	13 232	25 509	13 708
551 ESSENT. OIL, PERFUME, FLAVR	2 008	4 336	2 343	781 PASS. MOTOR VEHCL. EX. BUS	11 894	22 496	12 053
553 PERFUMERY, COSMETICS, ETC.	120	63	32	782 GOODS, SPCL TRANSPORT VEH	33 327	46 310	25 038
554 SOAP, CLEANERS, POLISH, ETC	34 854	8 618	4 756	783 ROAD MOTOR VEHICLES NES	6 578	8 261	4 343
562 FERTILIZER, EXCEPT GRP272	48 985	1 468	782	784 PARTS, TRACTORS, MOTOR VEH	99 708	118 912	63 598
571 POLYMERS OF ETHYLENE	8 222	2 056	1 083	785 CYCLES, MOTORCYCLES ETC.	210	392	208
572 POLYMERS OF STYRENE	20 399	6 581	3 533	786 TRAILERS, SEMI-TRAILER, ETC	11 182	9 428	4 950
573 POLYMERS, VINYL CHLORIDE	14 595	3 336	1 864	791 RAILWAY VEHICLES, EQUIPMT	547	612	330
574 POLYACETAL, POLYCARBONATE	8 829	3 435	1 852	792 AIRCRAFT, ASSOC'D. EQUIPMT	9	1 889	981
575 OTH. PLASTIC, PRIMARY FORM	39 062	12 896	6 975	800 CPL IND PLANT CHAP 90/94	189	2 180	1 171
581 PLASTIC TUBE, PIPE, HOSE	2 776	1 522	805	811 PREFABRICATED BUILDINGS	15 388	11 635	6 239
582 PLASTIC PLATE, SHEETS, ETC	1 262	1 469	785	812 PLUMBING, SANITARY, EQPT, ETC	97	483	257
583 MONOFILAMENT OF PLASTICS	493	477	261	813 LIGHTING FIXTURES ETC. NES	537	2 308	1 215
591 INSECTICIDES, ETC.	1 485	2 238	1 188	821 FURNITURE, CUSHIONS, ETC.	1 875	4 080	2 202
592 STARCHES, INULIN, ETC.	2 502	1 552	842	831 TRUNK, SUIT-CASES, BAG, ETC	38	328	175
597 PREPRD ADDITIVES, LIQUIDS	5 340	942	494	846 CLOTHING ACCESSRS, FABRIC	5	167	87
598 MISC. CHEMICAL PRODS. NES	56 078	17 674	9 390	848 CLOTHING, NONTEXTL; HEADGEAR	151	1 249	663
600 CPL IND PLANT CHAP 69-76	13 246	8 927	4 939	851 FOOTWEAR	510	832	454
611 LEATHER	16	87	48	871 OPTICAL INSTRUMENTS, NES	25	1 391	737
621 MATERIALS OF RUBBER	2 265	3 945	2 070	872 MEDICAL INSTRUMENTS NES	905	8 557	4 543
625 RUBBER TYRES, TUBES, ETC.	6 987	5 462	2 931	873 METERS, COUNTERS, NES	85	914	488
629 ARTICLES OF RUBBER, NES	2 540	4 723	2 489	874 MEASURE, CONTROL INSTRMNT	3 296	31 667	16 783
634 VENEERS, PLYWOOD, ETC.	1 069	277	149	881 PHOTOGRAPH APPAR. ETC. NES	88	1 314	701
635 WOOD MANUFACTURES, NES	1 027	633					

7 IMPORTS AND EXPORTS (SPECIAL TRADE) BY COUNTRIES OF PRODUCTION AND CONSUMPTION AND BY GROUPS OF THE SITC-REV. III 1989

GROUP DESCRIPTION	DT = 100 KG	1 000 DM	1 000 \$	GROUP DESCRIPTION	DT = 100 KG	1 000 DM	1 000 \$
761 TELEVISION RECEIVERS ETC	304	1 381	740	673 FLAT-ROLLED IRON ETC.	110 763	10 246	5 441
764 TELECOMM.EQUIP.PARTS NES	2 616	6 422	3 417	674 FLAT-ROLLED PLATED IRON	13 856	1 878	1 039
771 ELECT POWR MACHNY.PARTS	3 421	12 977	6 917	675 FLAT-ROLLED, ALLOY STEEL	1 248	476	251
772 ELEC.SWITCH.RELAY.CIRCUIT	9 628	53 426	28 506	676 IRON, STL.BAR, SHAPES ETC.	7 106	1 078	558
773 ELECTR.DISTRIB.EQPT NES	14 305	42 774	22 884	678 WIRE OF IRON OR STEEL	3 973	795	415
784 PARTS,TRACTORS,MOTOR VEH	1 494	396	210	679 TUBES,PIPES,ETC.IRON,STL	4 481	932	486
813 LIGHTING FIXTURES ETC.NES	27	208	116	682 COPPER	1 823	1 426	746
831 TRUNK, SUIT-CASES, BAG, ETC	1 046	4 550	2 439	683 NICKEL	43	158	85
841 MENS,BOYS CLOTHNG,X-KNIT	67 713	263 976	140 991	684 ALUMINIUM	1 964	1 998	1 048
842 WOMEN,GIRL CLOTHNG,XKNIT	33 857	158 987	84 771	686 ZINC	1 589	492	262
843 MENS,BOYS CLOTHNG,KNIT	2 103	6 016	3 205	687 TIN	1 106	157	84
844 WOMEN,GIRLS CLOTHNG,KNIT	7 156	34 210	18 238	691 METALLIC STRUCTURES NES	1 077	397	205
845 OTHR.TEXTILE APPAREL,NES	9 180	40 064	21 426	692 CONTAINERS,STORAGE,TRNSP	1 444	439	230
846 CLOTHING ACCESSRS,FABRIC	7 458	29 676	15 849	693 WIRE PRODUCTS EXCL.ELECT	1 320	636	335
848 CLOTHNG,NONTXTL;HEADGEAR	1 580	14 395	7 639	694 NAILS,SCREWS,NUTS,ETC.	1 181	1 160	608
851 FOOTWEAR	3 138	20 274	10 783	695 TOOLS	498	1 446	773
874 MEASURE,CONTROL INSTRMNT	55	635	336	696 CUTLERY	82	305	162
892 PRINTED MATTER	70	81	43	697 HOUSEHOLD EQUIPMENT,NES	495	443	237
893 ARTICLES,NES,OF PLASTICS	37	105	55	699 MANUFACTS.BASE METAL,NES	5 348	7 207	3 834
894 BABY CARRIAGE,TOYS,GAMES	829	3 406	1 816	700 CPL IND PLANT (84/85/87)	471	494	273
899 MISC MANUFCTRD GOODS NES	4	67	35	711 STEAM GENER. BOILERS,ETC.	714	1 275	666
				712 STEAM TURBINES	6	129	73
EXPORTS	1 138 525	915 849	487 484	713 INTRNL COMBUS PSTN ENGIN	3 783	11 714	6 227
001 LIVE ANIMALS	946	308	162	714 ENGINES,MOTORS NON-ELECT	12	1 202	644
011 BOVINE MEAT	11 489	2 929	1 589	716 ROTATING ELECTRIC PLANT	475	1 565	831
022 MILK AND CREAM	21 001	8 187	4 242	718 OTH. POWR. GENRTNG. MACHNRY	49	297	159
054 VEGETABLES	10 567	1 373	711	721 AGRIC. MACHINES, EX.TRACTR	300	648	350
061 SUGARS,MOLASSES,HONEY	18 583	1 043	548	722 TRACTORS	585	1 284	716
072 COCOA	600	147	79	723 CIVIL ENGINEERING EQUIPT	5 670	7 569	4 012
081 ANIMAL FEED STUFF	1 378	99	50	724 TEXTILE,LEATHER MACHINES	14 797	49 320	26 092
098 EDIBLE PROD.PREPRTS,NES	180	402	213	725 PAPER,PULP MILL MACHINES	511	1 682	922
122 TOBACCO, MANUFACTURED	255	699	366	726 PRINTNG,BDCKBINDNG MACHS	1 147	4 181	2 208
232 SYNTHETIC RUBBER, ETC.	8 563	2 382	1 261	727 FOOD-PROCESS.MCH.NON DOM	657	4 440	2 342
248 WOOD, SIMPLY WORKED	6 090	692	354	728 OTH.MACH.PTS,SPCL INOUST	4 145	17 130	9 142
266 SYNTHETIC FIBRES	1 818	520	277	731 METAL REMOVAL WORK TOOLS	522	3 682	1 913
269 WORN CLOTHING,TEXTL.ARTL	5 301	482	254	733 MACH-TOOLS,METAL-WORKING	346	625	330
278 OTHER CRUDE MINERALS	2 559	224	122	735 PARTS,NES,FOR MACH-TOOLS	21	749	401
292 CRUDE VEG.MATERIALS, NES	620	863	444	737 METALWORKING MACHNRY NES	363	468	254
321 COAL,NOT AGGLOMERATED	2 020	80	42	741 HEATNG.COOLNG EQUIP,PART			
325 COKE,SEMI-COKE,RET.CARBON	76 453	1 685	904	742 PUMPS FOR LIQUIDS,PARTS	1 805	7 270	3 861
334 PETROLEUM PRODUCTS	3 967	498	266	743 PUMPS NES,CENTRIFUGS ETC	760	2 736	1 459
335 RESIDUAL PETROL.PRODUCTS	7 280	773	415	744 MECHANICAL HANDLING EQUIP	2 196	3 319	1 763
421 FIXED VEG.FAT,OILS, SOFT	88 201	7 124	3 782	745 OTH.NON-ELEC MCH,TOOL,NES	682	4 832	2 635
422 FIXED VEG.FAT,OILS,OTHER	17 784	2 108	1 134	746 BALL OR ROLLER BEARINGS	370	1 099	594
431 ANIMAL, VEG.FATS,OILS,NES	13 762	1 803	950	747 TAPS,COCKS,VALVES,ETC.	201	1 211	637
451 HYDROCARBONS, NES, DERIVTS	5 126	965	512	748 TRANSMISSIONS SHAFTS ETC	1 095	3 136	1 646
512 ALCOHOL, PHENOL, ETC. DERIV	1 153	384	201	749 NON-ELECT MACH,PARTS,ETC	448	2 267	1 200
513 CARBOXYLIC ACIDS, DERIVTS	13 387	4 726	2 567	751 OFFICE MACHINES	190	730	377
514 NITROGEN-FUNCT.COMPOUNDS	2 738	1 359	726	752 AUTOMATC.DATA PROC.EQUIP	46	1 030	575
515 ORGANO-INORGANIC COMPODS	733	376	203	759 PARTS,FOR OFFICE MACHINS	82	1 503	780
516 OTHER ORGANIC CHEMICALS	976	448	232	761 TELEVISION RECEIVERS ETC	303	779	440
522 INORGANIC CHEM.ELEMENTS	6 457	1 513	804	763 SOUND RECORDER,PHONOGRPH	3	165	86
523 METAL.SALTS,INORGAN.ACID	36 085	2 773	1 463	764 TELECOMM.EQUIP.PARTS NES	3 963	11 965	6 423
524 OTHER CHEMICAL COMPOUNDS	6 327	607	330	771 ELECT POWR MACHNY.PARTS	3 339	8 728	4 647
531 SYNTH.COLOURS,LAKES,ETC.	2 615	5 825	3 099	772 ELEC.SWITCH.RELAY.CIRCUIT	11 697	47 247	25 171
532 DYEING,TANNING MATERIALS	6 931	1 406	757	773 ELECTR.DISTRIB.EQPT NES	9 044	12 127	6 418
533 PIGMENTS, PAINTS, ETC.	13 893	7 486	3 965	774 ELECTRO-MEDCL,XRAY EQUIP	116	1 888	1 003
541 MEDICINES,ETC.EXC.GRP542	180	1 588	839	775 DDM,ELEC,NON-ELEC.EQUIPT	384	721	385
542 MEDICAMENTS	154	255	138	776 TRANSISTORS, VALVES,ETC.	840	3 357	1 822
551 ESSENTL.OIL,PERFUME,FLAVR	557	1 773	939	778 ELECTRIC.MACH.APPART.NES	3 917	8 663	4 591
553 PERFUMERY,COSMETICS,ETC.	144	371	196	781 PASS.MOTOR VEHCLS,EX.BUS	30 638	28 786	15 378
554 SOAP,CLEANERS,POLISH,ETC	10 240	3 278	1 722	782 GOODS,SPCL TRANSPORT VEH	4 321	3 345	1 805
562 FERTILIZER,EXCEPT GRP272	4 678	169	88	783 ROAD MOTOR VEHICLES NES	4 565	8 246	4 461
571 POLYMERS OF ETHYLENE	10 861	2 100	1 111	784 PARTS,TRACTORS,MOTOR VEH	12 862	25 665	13 733
572 POLYMERS OF STYRENE	9 888	3 064	1 627	785 CYCLES,MOTORCYCLES ETC.	48	1 100	53
573 POLYMERS,VINYL CHLORIDE	15 572	3 566	1 859	786 TRAILERS,SEMI-TRAILER,ETC	2 772	1 353	718
574 POLYACETAL,POLYCARBONATE	6 081	2 411	1 275	791 RAILWAY VEHICLES,EQUIPNT	604	2 959	1 576
575 OTH.PLASTIC,PRIMARY FORM	42 872	9 410	4 989	792 AIRCRAFT,ASSOCTD.EQUIPNT	17	909	486
581 PLASTIC TUBE,PIPE,HOSE	3 078	3 065	1 637	793 SHIP,BOAT,FLOAT,STRUCTRS	519	262	135
582 PLASTIC PLATE,SHEETS,ETC	6 172	4 053	2 146	811 PREFABRICATED BUILDINGS	120	475	244
583 MONOFILAMENT OF PLASTICS	27	76	41	813 LIGHTING FIXTURES ETC.NES	47	233	123
591 INSECTICIDES, ETC.	905	1 084	569	821 FURNITURE,CUSHIONS,ETC.	587	2 956	1 609
592 STARCHES,INULIN,ETC.	5 253	875	463	831 TRUNK, SUIT-CASES, BAG, ETC	121	92	47
597 PREPRD ADDITIVES,LIQUIDS	5 152	1 815	974	841 MENS,BOYS CLOTHNG,X-KNIT	4 767	16 282	8 691
598 MISC.CHEMICAL PRODTS,NES	39 656	9 620	5 101	842 WOMEN,GIRL CLOTHNG,XKNIT	2 596	11 204	5 975
611 LEATHER	3 914	13 364	7 090	843 MENS,BOYS CLOTHNG,KNIT	2 218	3 375	1 797
612 MANUFACT. LEATHER ETC.NES	54	282	143	844 WOMEN,GIRLS CLOTHNG,KNIT	1 048	3 601	1 900
613 FURSKINS,TANNED,DRESSED	95	3 474	1 844	845 OTHR.TEXTILE APPAREL,NES	3 640	12 408	6 614
621 MATERIALS OF RUBBER	592	499	264	846 CLOTHING ACCESSRS,FABRIC	8 117	25 874	13 791
625 RUBBER TYRES,TUBES,ETC.	497	394	206	848 CLOTHNG,NONTXTL;HEADGEAR	1 172	3 163	1 689
629 ARTICLES OF RUBBER, NES	285	1 318	703	851 FOOTWEAR	457	993	524
635 WOOD MANUFACTURES, NES	118	164	88	871 OPTICAL INSTRUMENTS,NES	13	737	396
641 PAPER AND PAPERBOARD	16 810	4 879	2 571	872 MEDICAL INSTRUMENTS NES	849	3 482	1 852
642 PAPER,PAPERBOARD,CUT ETC	8 724	3 147	1 660	873 METERS,COUNTERS,NES	10	195	101
651 TEXTILE YARN	6 911	12 039	6 413	874 MEASURE,CONTROL INSTRMNT	353	6 420	3 382
652 COTTON FABRICS, WOVEN	58 783	125 946	67 146	881 PHOTOGRAPH APPAR,ETC.NES	48	466	251
653 FABRICS,MAN-MADE FIBRES	34 547	95 212	50 926	882 PHOTD.CINEMATOGRPH.SUPPL	3 789	5 377	2 870
654 OTH.TEXTILE FABRIC,WOVEN	2 912	11 226	5 934	884 OPTICAL GOODS NES		168	85
655 KNIT,CROCHET,FABRIC NES	10 755	23 085	12 253	885 WATCHES AND CLOCKS	30	325	172
656 TULLE,LACE,EMBROIDRY,ETC	1 522	8 547	4 556	891 ARMS AND AMMUNITION	6	80	42
657 SPECIAL YARN,TXTL.FABRIC	6 726	13 715	7 300	892 PRINTED MATTER	2 941	3 707	1 959
658 TEXTILE ARTICLES NES	351	1 442	759	893 ARTICLES,NES,OF PLASTICS	3 870	4 339	2 317
659 FLOOR COVERINGS, ETC.	59	197	108	894 BABY CARRIAGE,TOYS,GAMES	497	587	317
662 CLAY,REFRCTR.CONSTR.MATRL	44 835	4 239	2 271	895 OFFICE,STATIONERY SUPPLS	491	973	502
663 MINERAL MANUFACTURES,NES	1 663	1 085	575	896 WORKS OF ART,ANTIQUE ETC	2	73	37
664 GLASS	3 940	650	343	897 GOLD,SILVERWARE,JEWEL NES	4	5 728	3 036
665 GLASSWARE	574	653	338	898 MUSICAL INSTRUMENTS,ETC.	566	1 664	878
671 PIG IRON, SPIEGELEISN,ETC	34 772	1 743	923	899 MISC MANUFCTRD GOODS NES	2 313	10 902	5 801

7 IMPORTS AND EXPORTS (SPECIAL TRADE) BY COUNTRIES OF PRODUCTION AND CONSUMPTION AND BY GROUPS OF THE SITC-REV. III 1989

GROUP DESCRIPTION	DT = 100 KG	1 000 DM	1 000 \$	GROUP DESCRIPTION	DT = 100 KG	1 000 DM	1 000 \$
LIBYA				661 LIME, CEMENT, CONSTR. MATRL	20 410	279	148
IMPORTS	114 986 499	3 142 096	1 671 368	662 CLAY, REFRCT. CONSTR. MATRL	91 125	11 011	5 878
288 NON-FERROUS WASTE, SCRAP	2 609	818	435	663 MINERAL MANUFACTURES, NES	22 045	2 725	1 449
291 CRUDE ANIMAL MATERLS, NES	11	93	51	664 GLASS	198	149	86
333 PETROLEUM OILS, CRUDE	110 139 745	2 956 486	1 572 872	665 GLASSWARE	558	1 163	627
334 PETROLEUM PRODUCTS	3 933 981	111 202	58 753	666 POTTERY	264	808	428
335 RESIDUAL PETROL. PRODUCTS	147 697	6 335	3 272	671 PTG IRON, SPIEGELEISN, ETC	2 720	537	283
511 HYDROCARBONS, NES, DERIVTS	556 985	53 566	28 784	673 FLAT-ROLLED IRON ETC.	446 463	36 388	19 669
512 ALCOHOL, PHENOL, ETC. DERIV	197 408	4 645	2 461	674 FLAT-ROLLED PLATED IRON	8 632	1 660	887
673 FLAT-ROLLED IRON ETC.	2 510	137	75	676 IRON, STL, BAR, SHAPES ETC.	131 899	18 808	10 040
712 STEAM TURBINES	20	402	215	678 WIRE OF IRON OR STEEL	128 932	22 301	11 880
741 HEATING, COOLING EQUIP, PART	167	240	129	679 TUBES, PIPES, ETC. IRON, STL	185 325	37 191	19 715
743 PUMPS NES, CENTRIFUGS ETC	2	154	88	681 SILVER, PLATINUM, ETC.	14	182	98
747 TAPS, COCKS, VALVES, ETC.	130	897	466	682 COPPER	1 403	1 120	596
764 TELECOMM. EQUIP. PARTS NES	11	67	35	683 NICKEL	29	149	79
781 PASS. MOTOR VEHCLS. EX. BUS	71	108	56	684 ALUMINIUM	2 642	3 164	1 684
EXPORTS	4 849 455	1 316 922	701 091	685 LEAD	19 998	2 650	1 419
001 LIVE ANIMALS	1 517	1 303	696	686 ZINC	433	177	91
011 BOVINE MEAT	4 247	1 536	822	691 METALLIC STRUCTURES NES	39 357	20 075	10 574
012 OTHER MEAT, MEAT OFFAL	409	385	208	692 CONTAINERS, STORAGE, TRNSP	48 982	21 809	11 560
022 MILK AND CREAM	209 300	45 292	23 841	693 WIRE PRODUCTS EXCL. ELECT	36 328	5 664	3 012
023 BUTTER, OTHER FAT OF MILK	9 475	5 658	3 032	694 NAILS, SCREWS, NUTS, ETC.	1 525	1 319	698
024 CHEESE AND CURD	20 166	9 259	4 995	695 TOOLS	2 144	9 797	5 186
025 EGGS, BIRDS, YOLKS, ALBUMIN	338	80	42	696 CUTLERY	30	154	82
041 WHEAT, MESLIN, UNMILLED	186 798	6 672	3 464	697 HOUSEHOLD EQUIPMENT, NES	475	498	270
043 BARLEY, UNMILLED	1 108 420	22 386	12 135	699 MANUFACT. BASE METAL, NES	14 483	14 155	7 484
046 MEAL, FLOUR OF WHEAT, MESLIN	676 563	36 698	19 378	700 CPL IND PLANT (84/85/87)	36 939	78 324	41 157
048 CEREAL PREPARATIONS	909	408	226	711 STEAM GENER. BOILERS, ETC.	3 017	3 548	1 880
056 VEGETABLES, PRPD, PRSVD, NES	460	95	51	712 STEAM TURBINES	323	8 714	4 719
057 FRUIT, NUTS EXCL. OIL NUTS	490	78	41	713 INTRNL COMBUS PSTN ENGIN	8 938	44 103	23 242
058 FRUIT, PRESERVED, PREPARED	359	113	57	714 ENGINES, MOTORS NON-ELECT	117	327	176
059 FRUIT, VEGETABLE JUICES	651	124	65	716 ROTATING ELECTRIC PLANT	2 520	7 573	3 989
062 SUGAR CONFECTIONERY	1 747	734	420	718 OTH. POWR. GENRTNG. MACHNRY	141	708	383
071 COFFEE, COFFEE SUBSTITUTE	25	64	34	721 AGRIC. MACHINES, EX. TRACTR	738	2 247	1 181
073 CHOCOLATE, OTH. COCOA PREP	3 517	1 280	690	722 TRACTORS	118	208	117
081 ANIMAL FEED STUFF	487 646	23 786	13 052	723 CIVIL ENGINEERING EQUIPT	24 970	51 726	27 674
098 EDIBLE PRD. PREPRTNS, NES	268	123	65	724 TEXTILE, LEATHER MACHINES	248	4 227	2 270
232 SYNTHETIC RUBBER, ETC.	26 844	4 845	2 583	725 PAPER, PULP MILL MACHINES	166	624	326
246 WOOD IN CHIPS, PARTICLES	1 236	67	36	726 PRINTNG, BOOKBINDNG MACHS	296	2 990	1 596
248 WOOD, SIMPLY WORKED	8 091	749	397	727 FOOD-PROCESS. MCH. NON DDM	494	2 545	1 364
273 STONE, SAND AND GRAVEL	3 898	273	153	728 OTH. MACH. PTS, SPLC INDUST	8 919	36 153	19 310
274 SULPHUR, UNRSTD. IRON PYRS	1 500	543	280	731 METAL REMOVAL WORK TOOLS	278	745	400
278 OTHER CRUDE MINERALS	112 715	2 321	1 239	733 MACH-TOOLS, METAL-WORKING	379	1 160	628
288 NON-FERROUS WASTE, SCRAP	28 785	615	323	735 PARTS, NES, FOR MACH-TOOLS	183	1 882	1 004
291 CRUDE ANIMAL MATERLS, NES		59	31	737 METALWORKING MACHNRY NES	13 547	24 528	12 870
334 PETROLEUM PRODUCTS	10 446	1 616	868	741 HEATING, COOLING EQUIP, PART	8 723	31 713	16 986
335 RESIDUAL PETROL. PRODUCTS	20 996	1 703	887	742 PUMPS NES, CENTRIFUGS ETC	2 422	16 276	8 687
422 FIXED VEG. FAT, OILS, OTHER	48	63	33	743 PUMPS NES, CENTRIFUGS ETC	2 555	5 367	2 894
431 ANIMAL, VEG. FATS, OILS, NES	6 146	885	464	744 MECHANICAL HANDLING EQUIP	4 358	20 009	10 596
511 HYDROCARBONS, NES, DERIVTS	1 970	739	415	746 BALL OR ROLLER BEARINGS	169	928	492
512 ALCOHOL, PHENOL, ETC. DERIV	234	148	80	747 TAPS, COCKS, VALVES, ETC.	3 310	15 471	8 270
513 CARBOXYLIC ACIDS, DERIVTS	1 845	637	348	748 TRANSMISSIONS SHAFTS ETC	1 219	4 712	2 472
514 NITROGEN-FUNCT. COMPOUNDS	20 148	8 065	4 290	749 NON-ELECT MACH. PARTS, ETC	1 682	6 208	3 307
515 ORGANIC-INDORGANIC COMPNDS	10 501	2 495	1 320	751 OFFICE MACHINES	158	1 171	629
516 OTHER ORGANIC CHEMICALS	2 187	1 764	933	752 AUTOMAT. DATA PROC. EQUIP	112	1 911	1 027
522 INORGANIC CHEM. ELEMENTS	11 136	2 534	1 368	753 PARTS, FOR OFFICE MACHINS	52	2 602	1 369
523 METAL, SALTS, INORGAN. ACID	27 861	1 483	794	761 TELEVISION RECEIVERS ETC	15	543	288
524 OTHER CHEMICAL COMPOUNDS	151	126	67	763 SOUND RECORDER, PHONOGRPH	28	1 385	718
531 SYNTH. COLOURS, LAKES, ETC.	3 318	1 652	871	764 TELECOMM. EQUIP. PARTS NES	1 336	17 437	9 297
532 DYEING, TANNING MATERIALS	3 598	695	377	771 ELECT POWER MACHNRY, PARTS	1 524	3 450	1 861
533 PIGMENTS, PAINTS, ETC	99 541	5 187	2 753	772 ELEC. SWITCH, RELAY, CIRCUIT	4 138	30 312	16 069
541 MEDICINES, ETC. EXC. GRPS 42	166	1 372	747	773 ELECTR. DISTRIB. EQPT NES	6 841	8 954	4 781
542 MEDICAMENTS	6 174	8 348	4 495	774 ELECTRO-MEOL. XRAY EQUIP	763	25 877	13 829
551 ESSENT. OIL, PERFUME, FLAVR	27	69	36	775 DOM. ELEC. NON-ELEC. EQUIPT	565	858	450
553 PERFUMERY, COSMETICS, ETC.	4 535	2 008	1 036	776 TRANSISTORS, VALVES, ETC.	28	1 833	977
554 SOAP, CLEANERS, POLISH, ETC	2 144	958	506	778 ELECTRIC MACH. APPART. NES	10 623	14 771	7 936
562 FERTILIZER, EXCEPT GRP 272	4 454	290	153	781 PASS. MOTOR VEHCLS. EX. BUS	37 220	65 779	34 776
571 POLYMERS OF ETHYLENE	27 077	6 374	3 307	782 GOODS, SPLC TRANSPORT VEH	23 484	39 284	20 898
572 POLYMERS OF STYRENE	1 352	475	254	783 ROAD MOTOR VEHICLES NES	2 983	5 968	3 193
573 POLYMERS, VINYL CHLORIDE	489	129	73	784 PARTS, TRACTORS, MOTOR VEH	47 409	86 612	46 757
574 POLYACETAL, POLYCARBONATE	20 365	4 954	2 687	785 CYCLES, MOTORCYCLES ETC.	544	3 428	1 822
575 OTH. PLASTIC, PRIMARY FORM	12 813	6 878	3 120	786 TRAILERS, SEMI-TRAILR, ETC	7 234	7 337	3 867
581 PLASTIC TUBE, PIPE, HOSE	8 700	4 108	2 182	791 RAILWAY VEHICLES, EQUIPNT	326	1 066	569
582 PLASTIC PLATE, SHEETS, ETC	6 144	3 673	1 951	792 AIRCRAFT, ASSOCTD. EQUIPNT	11	555	305
583 MONOFILAMENT OF PLASTICS	66	97	52	793 SHIP, BOAT, FLOAT, STRUCTRS	473	493	261
591 INSECTICIDES, ETC.	2 372	3 288	1 732	800 CPL IND PLANT CHAP 90/94	18	969	524
592 STARCHES, INULIN, ETC.	402	506	266	811 PREFABRICATED BUILDINGS	7 902	3 957	2 074
593 EXPLOSIVES, PYROTECHNICS	339	665	351	812 PLUMBNG, SANITRY, EQPT. ETC	120	242	128
597 PREPRD ADDITIVES, LIQUIDS	1 420	676	360	813 LIGHTNG FIXTURES ETC. NES	670	2 191	1 145
598 MISC. CHEMICAL PRDCTS, NES	23 049	6 639	3 526	821 FURNITURE, CUSHIONS, ETC.	3 856	5 603	2 991
600 CPL IND PLANT CHAP 69-76	9 321	12 136	6 420	821 TRUNK, SUIT-CASES, BAG, ETC	10	62	33
621 MATERIALS OF RUBBER	859	1 803	934	841 MENS, BOYS CLOTHNG, X-KNIT	13	176	93
625 RUBBER TYRES, TUBES, ETC.	4 645	3 995	2 142	842 WOMEN, GIRL CLOTHNG, X-KNIT	3	95	49
629 ARTICLES OF RUBBER, NES	1 437	2 077	1 102	843 MENS, BOYS CLOTHING, KNIT	31	282	146
634 VENEERS, PLYWOOD, ETC.	2 414	743	389	844 WOMEN, GIRLS CLOTHING, KNIT	19	63	33
635 WOOD MANUFACTURES, NES	2 958	1 299	695	845 OTHR. TEXTILE APPAREL, NES	18	381	207
641 PAPER AND PAPERBOARD	9 563	3 271	1 689	848 CLOTHNG, NONXTL; HEADGEAR	47	345	190
642 PAPER, PAPERBOARD, CUT ETC	35 557	12 569	6 739	851 FOOTWEAR	1 301	1 210	619
651 TEXTILE YARN	973	2 592	1 386	871 OPTICAL INSTRUMENTS, NES	80	4 289	2 251
652 COTTON FABRICS, WOVEN	719	596	342	872 MEDICAL INSTRUMENTS NES	1 819	14 143	7 680
654 OTH. TEXTILE FABRIC, WOVEN	91	77	41	873 METERS, COUNTERS, NES	107	1 172	613
656 TULLE, LACE, EMBROIDRY, ETC	37	114	59	874 MEASURE, CONTROL INSTRMNT	714	13 656	7 280
657 SPECIAL YARN, TXTL. FABRIC	4 901	6 742	3 579	881 PHOTOGRAPH APPAR. ETC. NES	173	3 021	1 603
658 TEXTILE ARTICLES NES	262	4 109	2 176	882 PHOTO. CINEMATOGRPH. SUPPL	823	1 534	804
659 FLOOR COVERINGS, ETC.	229	528	272	884 OPTICAL GOODS NES	10	873	460
				885 WATCHES AND CLOCKS	124	454	241
				891 ARMS AND AMMUNITION	38	170	92
				892 PRINTED MATTER	260	1 668	888

7 IMPORTS AND EXPORTS (SPECIAL TRADE) BY COUNTRIES OF PRODUCTION AND CONSUMPTION AND BY GROUPS OF THE SITC-REV. III 1989

GROUP DESCRIPTION	DT = 100 KG	1 000 DM	1 000 \$	GROUP DESCRIPTION	DT = 100 KG	1 000 DM	1 000 \$
893 ARTICLES,NES,OF PLASTICS	1 941	3 326	1 749	111 NON-ALCOHOL.BEVERAGE,NES	960	131	70
894 BABY CARRIAGE,TOYS,GAMES	2 745	2 257	1 219	112 ALCOHOLIC BEVERAGES	5 090	797	414
895 OFFICE,STATIONERY SUPPLS	67	569	303	121 TOBACCO, UNMANUFACTURED	439	145	77
898 MUSICAL INSTRUMENTS,ETC.	13	455	241	223 OILSEED(OTH.FIX.VEG.OIL)	500	76	44
899 MISC MANUFCTRD GOODS NES	230	2 331	1 224	232 SYNTHETIC RUBBER, ETC.	7 345	1 609	862
941 COMPL IND PLANT CHAPT 99	16 202	11 905	6 361	247 WOOD ROUGH,ROUGH SQUARED	11 891	780	418
EGYPT				248 WOOD, SIMPLY WORKED	56 551	3 289	1 737
IMPORTS	8 910 514	525 996	278 818	251 PULP AND WASTE PAPER	855	157	83
001 LIVE ANIMALS	27	81	43	263 COTTON	239	56	31
054 VEGETABLES	69 179	6 544	3 421	266 SYNTHETIC FIBRES	38 646	13 293	7 052
056 VEGETABLES,PRPD,PRSD,NES	18 732	6 161	3 264	267 OTHER MAN-MADE FIBRES	197	140	76
057 FRUIT,NUTS EXCL.OIL NUTS	3 229	347	185	269 WORN CLOTHING,TEXTL,ARTL	1 569	203	109
075 SPICES	4 024	577	302	273 STONE, SAND AND GRAVEL	13 955	361	192
222 OILSEED(SFT.FIX VEG.OIL)	10 092	963	514	274 SULPHUR,UNRSTD.IRON PYRS	1 778	129	65
263 COTTON	23 120	13 285	7 064	278 OTHER CRUDE MINERALS	22 359	2 057	1 087
282 FERROUS WASTE AND SCRAP	6 168	1 423	756	285 ALUMINIUM ORE,CONCTR,ETC	3 230	407	217
287 ORE,CONCENTR.BASE METALS	45 400	396	209	287 ORE,CONCENTR.BASE METALS	10 042	878	466
288 NON-FERROUS WASTE,SCRAP	29 316	12 036	6 481	291 CRUDE ANIMAL MATERLS,NES	168	162	86
289 PREC.METAL ORES,CONCTRSTS		3 610	1 896	292 CRUDE VEG.MATERIALS, NES	1 247	2 232	1 167
291 CRUDE ANIMAL MATERLS,NES	14 018	4 150	2 206	321 COAL,NOT AGGLOMERATED	8 109	650	349
292 CRUDE VEG.MATERIALS, NES	19 363	7 125	3 730	322 BRIQUETTES,LIGNITE,PEAT	4 361	121	64
333 PETROLEUM OILS, CRUDE	6 666 207	155 546	81 826	334 PETROLEUM PRODUCTS	45 756	5 723	2 993
334 PETROLEUM PRODUCTS	735 893	19 184	10 507	335 RESIDUAL PETROL,PRODUCTS	17 296	1 182	617
335 RESIDUAL PETROL,PRODUCTS	213 716	7 493	4 037	411 ANIMAL OILS AND FATS	964	106	57
512 ALCOHOL,PHENOL,ETC.DERIV	32 369	5 406	2 829	421 FIXED VEG.FAT,OILS, SOFT	2 077	375	202
513 CARBOXYLIC ACIDS,DERIVTS	210	276	146	422 FIXED VEG.FAT,OILS,OTHER	63	60	32
514 NITROGEN-FUNCT.COMPOUNDS	45	123	64	431 ANIMAL,VEG.FATS,OILS,NES	7 471	1 620	860
515 ORGANO-INORGANIC COMPNDS	14	84	47	511 HYDROCARBONS,NES,DERIVTS	13 916	2 232	1 172
524 OTHER CHEMICAL COMPOUNDS	1 070	58	32	512 ALCOHOL,PHENOL,ETC.DERIV	14 826	3 058	1 649
551 ESSNTL.OIL,PERFUME,FLAVR	29	687	366	513 CARBOXYLIC ACIDS,DERIVTS	21 623	5 582	2 998
551 TEXTILE YARN	133 220	107 455	57 243	514 NITROGEN-FUNCT.COMPOUNDS	6 717	12 127	6 440
552 COTTON FABRICS, WOVEN	15 905	10 447	5 669	515 ORGANO-INORGANIC COMPNDS	3 707	11 345	6 050
558 TEXTILE ARTICLES NES	3 403	3 166	1 675	516 OTHER ORGANIC CHEMICALS	8 466	4 917	2 622
559 FLOOR COVERINGS, ETC.	1 601	2 723	1 457	522 INORGANIC CHEM.ELEMENTS	31 203	6 645	3 526
561 LIME,CEMENT,CONSTR.MATRL	19 521	305	164	523 METAL.SALTS,INORGAN.ACID	71 147	7 940	4 297
571 PIG IRON,SPIEGELISN,ETC	37 045	5 642	2 947	524 OTHER CHEMICAL COMPOUNDS	4 419	1 273	688
572 INGOTS ETC.IRON OR STEEL	12 256	786	408	525 RADIO-ACTIVE MATERIALS		89	48
573 FLAT-ROLLED IRON ETC.	19 835	1 538	828	531 SYNTH.COLOURS,LAKES,ETC.	5 840	18 443	9 775
576 IRON, STL.BAR,SHAPES ETC.	607 373	37 830	19 872	532 DYEING,TANNING MATERIALS	3 802	817	428
582 COPPER	5 004	2 160	1 172	533 PIGMENTS, PAINTS, ETC.	53 701	18 232	9 695
584 ALUMINIUM	133 408	55 919	29 606	541 MEDICINES,ETC.EXC.GRP542	3 808	27 527	14 413
592 CONTAINERS,STORAGE,TRNSP	2 320	87	47	542 MEDICAMENTS	2 930	20 834	11 029
595 TOOLS	27	138	74	551 ESSNTL.OIL,PERFUME,FLAVR	2 795	4 485	2 367
597 HOUSEHOLD EQUIPMENT,NES	39	66	34	553 PERFUMERY,COSMETICS,ETC.	3 197	2 636	1 386
599 MANUFACTS.BASE METAL,NES	20	58	30	554 SDAP,CLEANERS,POLISH,ETC	19 227	7 248	3 840
712 STEAM TURBINES	50	258	137	562 FERTILIZER,EXCEPT GRP272	682 137	24 764	13 269
714 ENGINES,MOTORS NON-ELECT	8	458	245	571 POLYMERS OF ETHYLENE	27 334	5 996	3 222
716 ROTATING ELECTRIC PLANT	62	60	31	572 POLYMERS OF STYRENE	35 775	10 516	5 588
726 PRINTNG,BOOKBINDNG MACHS	325	592	339	573 POLYMERS,VINYL CHLORIDE	36 130	8 596	4 581
728 OTH.MACH,PTS,SPCL INDUST	82	269	146	574 POLYACETAL,POLYCARBONATE	22 144	8 228	4 408
741 HEATING,COOLNG EQUIP,PART	12	62	33	575 OTH.PLASTIC,PRIMARY FORM	89 659	24 396	13 096
744 MECHANICAL HANDLING EQUIP	479	181	99	581 PLASTIC TUBE,PIPE,HOSE	1 938	1 852	987
745 OTH.MACHLEC MCH,TOOL,NES	100	68	35	582 PLASTIC PLATE,SHEETS,ETC	11 623	7 819	4 168
747 TAPS,COCKS,VALVES,ETC.	49	341	181	583 MONOFILAMENT OF PLASTICS	192	154	82
748 TRANSMISSIONS SHAFTS ETC	10	69	34	591 INSECTICIDES, ETC.	7 811	11 732	6 271
749 NON-ELECT MACH.PARTS,ETC	3	61	31	592 STARCHES,INULIN,ETC.	3 963	2 594	1 396
752 AUTOMATC.DATA PROC.EQUIP	3	77	42	593 EXPLOSIVES,PYROTECHNICS	8	201	106
771 ELECT POWER MACHIN,PARTS	1 156	1 733	945	597 PREPRD ADDITIVES,LIQUIDS	8 890	3 127	1 647
772 ELEC. SWITCH,RELAY,CIRCUIT	3	153	81	598 MISC.CHEMICAL PRODTS,NES	54 154	19 907	10 587
774 ELECTRO-MEDCL,XRAY EQUIP	1	84	46	600 CPL IND PLANT CHAP 69-76	36 354	50 799	26 667
778 ELECTRIC MACH,APPART,NES	6	125	65	611 LEATHER	336	115	66
781 PASS.MOTOR VEHCLS,EX,BUS	138	130	67	612 MANUFACT. LEATHER ETC.NES	6	70	36
784 PARTS,TRACTORS,MOTOR VEH	253	116	70	621 MATERIALS OF RUBBER	2 321	3 361	1 795
813 LIGHTING FIXTURES ETC,NES	45	101	54	625 RUBBER TYRES,TUBES,ETC.	2 971	2 330	1 239
821 FURNITURE,CUSHIONS,ETC.	91	104	53	629 ARTICLES OF RUBBER,ETC.	2 181	4 326	2 303
831 TRUNK,SUIT-CASES,BAG,ETC	374	2 396	1 277	634 VENEERS,PLYWOOD,ETC	7 722	3 828	2 048
841 MENS,BOYS CLOTHNG,X-KNIT	1 240	2 486	1 346	635 WOOD MANUFACTURES, NES	1 401	400	218
842 WOMEN,GIRL CLOTHNG,XKNIT	1 089	2 149	1 138	641 PAPER AND PAPERBOARD	160 819	28 162	15 024
843 MENS,BOYS CLOTHNG,KNIT	1 443	3 101	1 650	642 PAPER,PAPERBOARD,CUT ETC	9 948	3 385	1 803
844 WOMEN,GIRLS CLOTHNG,KNIT	785	1 533	808	651 TEXTILE YARN	6 176	5 193	2 771
845 OTHR.TEXTILE APPAREL,NES	7 259	15 359	8 190	652 COTTON FABRICS, WOVEN	528	766	415
873 METERS,COUNTERS,NES	7	88	45	653 FABRICS,MAN-MADE FIBRES	232	672	415
874 MEASURE,CONTROL INSTRMNT	13	1 241	674	654 OTH.TEXTILE FABRIC,WOVEN	32	113	56
884 OPTICAL GOODS NES	19	169	91	655 KNIT,CROCHET,FABRIC NES	97	230	121
892 PRINTED MATTER	301	480	254	656 TULLE,LACE,EMBROIDRY,ETC	25	87	45
896 WORKS OF ART,ANTIQUE ETC	23	247	132	657 SPECIAL YARN,TXTL.FABRIC	2 725	5 276	2 817
897 GOLD,SILVERWARE,JEWL NES	38	174	92	658 TEXTILE ARTICLES NES	66	170	90
EXPORTS	5 079 865	1 957 664	1 041 197	659 FLOOR COVERINGS, ETC.	30	130	69
001 LIVE ANIMALS	879	4 865	2 585	661 LIME,CEMENT,CONSTR.MATRL	236 805	4 845	2 596
011 BOVINE MEAT	450 859	104 649	55 304	662 CLAY,REFRCT.CONSTR.MATRL	136 502	17 324	9 117
017 MEAT,OFFL.PRPD,PRSD,NES	492	145	79	663 MINERAL MANUFACTURES,NES	12 830	6 722	3 555
022 MILK AND CREAM	38 742	12 599	6 994	664 GLASS	6 623	1 936	1 040
023 BUTTER,OTHER FAT OF MILK	922	216	116	665 GLASSWARE	2 039	1 544	808
024 CHEESE AND CURD	2 122	997	524	666 POTTERY	302	595	320
025 EGGS,BIRDS,YOLKS,ALBUMIN	1 588	702	378	667 PEARLS,PRECIOUS STONES			
034 FISH,FRESH,CHILLED,FROZVN	7 000	340	182	671 PIG IRON,SPIEGELISN,ETC	897	169	87
041 WHEAT, MESLIN, UNMILLED	721 121	20 343	10 709	673 FLAT-ROLLED IRON ETC.	316 253	28 911	15 551
054 VEGETABLES	4 714	306	168	675 FLAT-ROLLED PLATED IRON	100 330	14 027	7 490
061 SUGARS,MOLASSES,HONEY	350 864	22 453	11 952	676 FLAT-ROLLED, ALLOY STEEL	37 453	11 143	5 905
071 COFFEE,COFFEE SUBSTITUTE	176	205	113	677 IRON,STL.BAR,SHAPES ETC.	50 170	6 706	3 540
072 COCOA	7 671	1 998	1 075	678 RAILWAY TRACK IRON,STEEL	31 698	5 423	2 864
081 ANIMAL FEED STUFF	21 856	2 665	1 423	679 WIRE OF IRON OR STEEL	7 492	1 672	900
091 MARGARINE AND SHORTENING	228	62	32	679 TUBES,PIPES,ETC.IRON,STL	238 904	38 890	20 766
098 EDIBLE PROD.PREPRDTS,NES	4 403	3 081	1 630	681 SILVER,PLATINUM,ETC.	131	719	377
				682 COPPER	5 921	4 967	2 654
				683 NICKEL	331	1 115	601
				684 ALUMINIUM	7 592	8 918	4 714
				686 ZINC	788	304	160
				691 METALLIC STRUCTURES NES	5 142	4 455	2 374

7 IMPORTS AND EXPORTS (SPECIAL TRADE) BY COUNTRIES OF PRODUCTION AND CONSUMPTION AND BY GROUPS OF THE SITC-REV. III 1989

GROUP DESCRIPTION	DT = 100 KG	1 000 DM	1 000 \$	GROUP DESCRIPTION	DT = 100 KG	1 000 DM	1 000 \$
692 CONTAINERS, STORAGE, TRNSP	5 089	4 182	2 281	267 OTHER MAN-MADE FIBRES	696	88	46
693 WIRE PRODUCTS EXCL.ELECT	6 318	2 139	1 142	288 NON-FERROUS WASTE, SCRAP	600	183	94
694 NAILS, SCREWS, NUTS, ETC.	4 681	3 276	1 726	291 CRUDE ANIMAL MATERLS.NES	1 534	124	65
695 TOOLS	3 746	10 889	5 774	292 CRUDE VEG.MATERIALS, NES	32 339	11 559	6 224
696 CUTLERY	103	662	353	611 LEATHER	160	330	176
697 HOUSEHOLD EQUIPMENT, NES	194	458	244	651 TEXTILE YARN	553	193	106
698 MANUFACTS. BASE METAL, NES	18 313	12 622	6 699	684 ALUMINIUM	479	236	129
700 CPL IND PLANT (84/85/87)	48 251	126 942	67 827	721 AGRIC. MACHINES, EX. TRACTR	2 888	2 580	1 379
711 STEAM GENER. BOILERS, ETC.	2 471	5 198	2 706	851 FOOTWEAR	12	76	41
712 STEAM TURBINES	2 672	12 761	6 929				
713 INTRNL COMBUS PSTN ENGIN	23 180	44 635	23 687	EXPORTS	530 609	145 722	77 453
714 ENGINES, MOTORS NON-ELECT	1 695	29 574	15 829				
716 ROTATING ELECTRIC PLANT	5 350	11 089	5 940	001 LIVE ANIMALS	3 840	2 269	1 204
718 OTH. POWR. GENERNG. MACHNRY	1 498	3 267	1 751	017 MEAT, OFFL. PRPD, PRSVD, NES	114	64	34
721 AGRIC. MACHINES, EX. TRACTR	1 022	2 823	1 500	022 MILK AND CREAM	13 030	4 653	2 455
722 TRACTORS	268	353	181	025 EGGS, BIRDS, YOLKS, ALBUMIN	519	271	145
723 CIVIL ENGINEERING EQUIPT	16 132	21 342	11 375	042 RICE	680	59	32
724 TEXTILE, LEATHER MACHINES	40 915	108 627	57 414	046 MEAL, FLOUR OF WHEAT, MSLN	110 380	5 115	2 756
725 PAPER, PULP, MILL MACHINES	3 908	17 317	9 403	054 VEGETABLES	2 807	268	151
726 PRINTNG, BOOKBINDNG MACHS	1 981	9 848	5 204	061 SUGARS, MOLASSES, HONEY	27 574	1 340	693
727 FOOD-PROCESS. MCH. NON DOM	2 334	10 446	5 574	073 CHOCOLATE, OTH. COCOA PREP	214	198	103
728 OTH. MACH. PTS, SPCL INDUST	20 297	42 656	22 606	081 ANIMAL FEED STUFF	918	82	43
731 METAL REMOVAL WORK TOOLS	1 312	7 882	4 222	098 EDIBLE PRDD, PREPRTNS, NES	2 495	1 624	848
733 MACH-TOOLS, METAL-WORKING	929	3 684	1 981	247 WOOD ROUGH, ROUGH SQUARED	1 244	218	116
735 PARTS, NES, FOR MACH-TOOLS	6 213	6 387	3 314	335 RESIDUAL PETROL. PRODUCTS	1 548	259	133
737 METALWORKING MACHNRY NES	3 854	9 459	5 067	411 ANIMAL OILS AND FATS	6 201	782	402
741 HEATING, COOLNG EQUIP, PART			421	421 FIXED VEG. FAT, OILS, SOFT	3 105	273	141
742 PUMPS FOR LIQUIDS, PARTS	5 408	22 821	12 165	512 ALCOHOL, PHENOL, ETC. DERIV	107	32	17
743 PUMPS NES, CENTRIFUGS ETC	8 475	24 839	13 177	515 ORGANO-INORGANIC COMPODS	254	427	231
744 MECHANICAL HANDLING EQUIP	3 704	9 625	5 119	516 OTHER ORGANIC CHEMICALS	167	269	145
745 OTH. NONELEC MCH. TOOL, NES	5 538	27 159	14 118	522 INORGANIC CHEM. ELEMENTS	84 364	7 442	4 175
746 BALL OR ROLLER BEARINGS	1 153	3 752	2 012	523 METAL, SALTS, INORGAN. ACID	8 567	659	350
747 TAPS, COCKS, VALVES, ETC.	7 677	17 993	9 549	524 OTHER CHEMICAL COMPOUNDS	2 331	194	105
748 TRANSMISSIONS SHAFTS ETC	2 247	7 429	3 954	531 SYNTH. COLOURS, LAKES, ETC.	55	231	124
749 NON-ELECT MACH. PARTS, ETC	3 052	8 922	4 781	532 DYEING, TANNING MATERIALS	3 399	705	369
751 OFFICE MACHINES	443	2 443	1 297	533 PIGMENTS, PAINTS, ETC.	1 293	859	448
752 AUTOMATC. DATA PROC. EQUIP	252	4 887	2 642	541 MEDICINES, ETC. EXC. GRP542	1 238	1 051	555
759 PARTS, FOR OFFICE MACHINES	87	1 536	810	542 MEDICAMENTS	1 177	7 027	3 714
761 TELEVISION RECEIVERS ETC	34	202	103	551 ESSENTIAL OIL, PERFUME, FLAVR	163	888	461
762 RADIO-BROADCAST RECEIVER	15	352	193	553 PERFUMERY, COSMETICS, ETC.	156	184	100
763 SOUND RECORDER, PHONOGRPH	36	986	532	564 SOAP, CLEANERS, POLISH, ETC	1 139	432	228
764 TELECOMM. EQUIP, PARTS NES	1 610	36 441	19 356	562 FERTILIZER, EXCEPT GRP272	129 420	4 372	2 316
771 ELECT POWER MACHNRY, PARTS	8 794	12 048	6 335	571 POLYMERS OF ETHYLENE	825	126	68
772 ELEC. SWITCH, RELAY, CIRCUIT	12 050	60 202	31 561	575 OTH. PLASTICS, PRIMARY FORM	450	169	99
773 ELECTR. DISTRIBUT. EQPT NES	12 875	15 624	8 419	581 PLASTIC TUBE, PIPE, HOSE	5 526	1 640	89
774 ELECTRO-MEDCL. XRAY EQUIP	12 395	7 337	3 954	582 PLASTIC PLATE, SHEETS, ETC	452	217	113
775 DOM. ELEC. NON-ELEC. EQUIPT	4 542	6 041	3 140	591 INSECTICIDES, ETC	1 801	3 563	1 815
776 TRANSISTORS, VALVES, ETC.	29	602	316	592 STARCHES, INULIN, ETC.	903	417	220
778 ELECTRIC MACH. APPART. NES	33 073	41 842	22 085	597 PREPRD. ADDITIVES, LIQUIDS	1 008	249	131
781 PASS. MOTOR VEHCLS. EX. BUS	35 756	89 547	48 141	598 MISC. CHEMICAL PRODDTS. NES	1 604	450	234
782 GOODS, SPCL. TRANSPORT VEH	11 359	15 867	8 401	600 CPL IND PLANT CHAP 69-76	1 093	892	462
783 ROAD MOTOR VEHICLES NES	4 995	14 515	7 687	625 RUBBER TYRES, TUBES, ETC.	858	462	249
784 PARTS, TRACTORS, MOTOR VEH	65 537	93 632	49 987	629 ARTICLES OF RUBBER, NES	230	511	270
785 CYCLES, MOTORCYCLES ETC.	405	464	247	635 WOOD MANUFACTURES, NES	91	96	50
786 TRAILERS, SEMI-TRAILP, ETC	4 235	2 198	1 167	641 PAPER AND PAPERBOARD	4 680	1 638	883
791 RAILWAY VEHICLES, EQUIPNT	3 325	7 429	3 874	642 PAPER, PAPERBOARD, CUT ETC	3 556	1 950	1 077
792 AIRCRAFT, ASSOCCTD. EQUIPNT	19	3 495	1 860	651 TEXTILE YARN	89	147	78
793 SHIP, BOAT, FLOAT, STRUCTRS	9 046	765	398	657 SPECIAL YARN, TXTL. FABRIC	350	161	87
800 CPL IND PLANT CHAP 90/94	106	887	455	661 LIME, CEMENT, CONSTR. MATRL	22 306	246	127
813 LIGHTING FIXTURES ETC. NES	327	1 041	558	662 CLAY, REFCT. CONSTR. MATRL	2 704	335	172
821 FURNITURE, CUSHIONS, ETC.	532	1 384	725	663 MINERAL MANUFACTURES, NES	44	65	31
831 TRUNK, SUIT-CASES, BAG, ETC	23	80	41	664 GLASS	1 361	178	94
841 MENS, BOYS CLOTHING, X-KNIT	189	384	203	665 GLASSWARE	663	298	157
842 WOMEN, GIRL CLOTHING, X-KNIT	6	996	510	673 FLAT-ROLLED IRON ETC.	9 817	913	480
844 WOMEN, GIRLS CLOTHING, KNIT	4	76	38	674 FLAT-ROLLED PLATED IRON	6 840	1 447	754
845 OTHR. TEXTILE APPAREL, NES	173	489	258	676 IRON, STL. BAR, SHAPES ETC.	498	74	41
846 CLOTHING ACCESSORS, FABRIC	99	654	358	679 TUBES, PIPES, ETC. IRON, STL	1 276	307	162
848 CLOTHING, NONTXTL. HEADGEAR	25	166	85	684 ALUMINIUM	325	459	246
851 FOOTWEAR	37	193	101	686 ZINC	1 100	483	252
871 OPTICAL INSTRUMENTS, NES	36	1 177	618	691 METALLIC STRUCTURES NES	268	233	127
872 MEDICAL INSTRUMENTS NES	829	8 365	4 450	692 CONTAINERS, STORAGE, TRNSP	342	245	128
873 METERS, COUNTERS, NES	2 456	4 592	2 451	693 WIRE PRODUCTS EXCL. ELECT	521	366	195
874 MEASURE, CONTROL INSTRMNT	1 412	26 921	14 252	695 TOOLS	389	945	498
881 PHOTOGRAPH APPAR. ETC. NES	235	2 095	1 102	697 HOUSEHOLD EQUIPMENT, NES	52	62	34
882 PHOTO. CINEMATOGRPH. SUPPL	7 561	12 360	6 565	699 MANUFACTS. BASE METAL, NES	1 916	1 071	569
884 OPTICAL GOODS NES	9	1 262	671	700 CPL IND PLANT (84/85/87)	1 261	1 006	516
885 WATCHES AND CLOCKS	111	559	297	711 STEAM GENER. BOILERS, ETC.	94	301	169
891 ARMS AND AMMUNITION	152	1 604	856	713 INTRNL COMBUS PSTN ENGIN	128	587	304
892 PRINTED MATTER	1 586	3 979	2 098	714 ENGINES, MOTORS NON-ELECT	1	860	494
893 ARTICLES, NES, OF PLASTICS	2 520	4 150	2 187	716 ROTATING ELECTRIC PLANT	814	1 339	710
894 BABY CARRIAGE, TOYS, GAMES	456	851	457	721 AGRIC. MACHINES, EX. TRACTR	6 670	6 134	3 295
895 OFFICE, STATIONERY SUPPLS	1 179	2 587	1 368	722 TRACTORS	3 958	2 007	1 082
896 WORKS OF ART, ANTIQUE ETC	8	550	294	723 CIVIL ENGINEERING EQUIPT	411	1 121	600
897 GOLD, SILVERWARE, JEWEL NES	5	5 184	2 715	724 TEXTILE, LEATHER MACHINES	55	684	353
898 MUSICAL INSTRUMENTS, ETC.	464	1 446	751	725 PAPER, PULP, MILL MACHINES	34	59	32
899 MISC MANUFACTRD GOODS NES	307	1 198	646	726 PRINTNG, BOOKBINDNG MACHS	175	839	438
941 COMPL IND PLANT CHAPT 99	12 675	11 480	6 184	727 FOOD-PROCESS. MCH. NON DOM	1 307	4 290	2 303
971 GOLD, NONMONTY EXCL DRES		207	109	728 OTH. MACH. PTS, SPCL INDUST	278	1 430	765
				741 HEATING, COOLNG EQUIP, PART			
				742 PUMPS FOR LIQUIDS, PARTS	181	1 188	624
				743 PUMPS NES, CENTRIFUGS ETC	536	1 197	637
				744 MECHANICAL HANDLING EQUIP	716	904	477
				745 OTH. NONELEC MCH. TOOL, NES	376	2 111	1 100
				746 BALL OR ROLLER BEARINGS	21	122	61
				747 TAPS, COCKS, VALVES, ETC.	12	103	54
				748 TRANSMISSIONS SHAFTS ETC	160	582	305
				749 NON-ELECT MACH. PARTS, ETC	38	272	143
				751 OFFICE MACHINES	15	146	78
				752 AUTOMATC. DATA PROC. EQUIP	17	795	420
SUDAN							
IMPORTS	228 660	40 902	21 799				
045 OTHER CEREALS, UNMILLED	27 858	1 207	641				
054 VEGETABLES	22 973	3 438	1 815				
081 ANIMAL FEED STUFF	15 447	481	245				
211 HIDES, SKINS (EX. FURS), RAW	23	234	125				
222 OILSEED (SFT. FIX VEG. OIL)	18 186	2 362	1 276				
263 COTTON	103 714	16 837	8 920				

7 IMPORTS AND EXPORTS (SPECIAL TRADE) BY COUNTRIES OF PRODUCTION AND CONSUMPTION AND BY GROUPS OF THE SITC-REV. III 1989

GROUP DESCRIPTION	DT = 100 KG	1 000 DM	1 000 \$	GROUP DESCRIPTION	DT = 100 KG	1 000 DM	1 000 \$
759 PARTS, FOR OFFICE MACHINES	9	338	181	263 COTTON	54 601	15 019	7 961
762 RADIO-BROADCAST RECEIVER	2	68	36	289 PREC. METAL ORES, CONCENTRATES		64	34
763 SOUND RECORDER, PHONOGRAPH	1	64	35	292 CRUDE VEG. MATERIALS, NES	225	88	44
764 TELECOMM. EQUIP., PARTS, NES	66	1 656	884	742 PUMPS FOR LIQUIDS, PARTS	111	97	50
771 ELEC. POWER MACHINERY, PARTS	1 775	2 631	1 418	971 GOLD, NONMONETARY EXCL. ORES		517	282
772 ELEC. SWITCH, RELAY, CIRCUIT	679	2 259	1 202				
773 ELECT. DISTRIBUT. EQUIP. NES	3 532	3 073	1 634	EXPORTS	293 217	57 373	30 670
774 ELECTRO-MEDICAL, XRAY EQUIP.	44	463	249				
775 DOM. ELEC. NON-ELEC. EQUIP.	107	139	78	022 MILK AND CREAM	3 454	1 114	607
776 TRANSISTORS, VALVES, ETC.	8	136	76	061 SUGARS, MOLASSES, HONEY	48 813	3 037	1 675
778 ELECTRIC. MACH. APPART. NES	587	1 543	815	122 TOBACCO, MANUFACTURED	180	310	167
781 PASS. MOTOR VEHICLES, EX. BUS	2 211	5 782	3 048	431 ANIMAL, VEG. FATS, OILS, NES	7 996	764	404
782 GOODS, SPECIAL TRANSPORT VEH.	9 571	14 058	7 467	513 CARBOXYLIC ACIDS, DERIVATES	3 304	588	312
783 ROAD MOTOR VEHICLES, NES	605	455	246	514 NITROGEN-FUNCTION. COMPOUNDS	165	327	175
784 PARTS, TRACTORS, MOTOR VEH.	1 914	7 069	3 738	522 INORGANIC CHEM. ELEMENTS	1 044	114	60
786 TRAILERS, SEMI-TRAILER, ETC.	3 508	1 556	827	523 METAL, SALTS, INORGANIC ACID	16 804	1 287	688
792 AIRCRAFT, ASSOCIATED EQUIPMENT	4	589	339	531 SYNTH. COLOURS, LAKES, ETC.	422	2 008	1 055
800 CPL. IND. PLANT CHAPT. 80/94	620	651	333	532 DYEING, TANNING MATERIALS	1 260	199	109
813 LIGHTING FIXTURES, ETC. NES	26	107	67	539 PIGMENTS, PAINTS, ETC.	446	161	85
821 FURNITURE, CUSHIONS, ETC.	214	285	151	541 MEDICINES, ETC. EXC. GROUP 542	15	113	59
871 OPTICAL INSTRUMENTS, NES	3	61	33	542 MEDICAMENTS	53	354	184
872 MEDICAL INSTRUMENTS, NES	395	1 627	856	551 ESSENTIAL OIL, PERFUME, FLAVOR	42	136	74
874 MEASURE, CONTROL INSTRUMENT	54	2 190	1 181	554 SOAP, CLEANERS, POLISH, ETC.	232	128	66
882 PHOTO. CINEMATOGRAPH, SUPPL.	183	444	234	552 FERTILIZER, EXCEPT GROUP 272	165 170	3 606	1 970
891 ARMS AND AMMUNITION	6	140	75	571 POLYMERS OF ETHYLENE	1 320	305	164
892 PRINTED MATTER	48	177	96	575 OTH. PLASTIC, PRIMARY FORM	196	83	45
893 ARTICLES, NES, OF PLASTICS	273	418	220	581 PLASTIC TUBE, PIPE, HOSE	1 080	386	207
899 MISC. MANUFACTURED GOODS, NES	132	279	147	582 PLASTIC PLATE, SHEETS, ETC.	353	299	165
941 COMPL. IND. PLANT CHAPT. 99	769	1 242	641	591 INSECTICIDES, ETC.	190	337	183
			598	MISC. CHEMICAL PRODUCTS, NES	4 454	715	378
MAURITANIA			625	RUBBER TYRES, TUBES, ETC.	2 377	995	531
IMPORTS	263 187	1 822	949	629 ARTICLES OF RUBBER, NES	15	125	67
036 CRUSTACEANS, MOLLUSCS, ETC.	105	178	95	641 PAPER AND PAPERBOARD	368	295	162
281 IRON ORE, CONCENTRATES	261 750	1 139	592	642 PAPER, PAPERBOARD, CUT ETC.	210	140	73
288 NON-FERROUS WASTE, SCRAP	200	73	37	652 COTTON FABRICS, WOVEN	2 493	12 406	6 585
572 POLYMERS OF STYRENE	252	59	31	663 MINERAL MANUFACTURES, NES	45	59	30
686 ZINC	748	250	126	665 GLASSWARE	10	269	142
EXPORTS	181 340	49 900	23 510	667 PEARLS, PRECIOUS STONES			
022 MILK AND CREAM	120 807	13 207	7 000	673 FLAT-ROLLED IRON, ETC.	10 813	1 814	980
046 MEAL, FLOUR OF WHEAT, MESLIN	2 274	96	48	676 IRON, STEEL BAR, SHAPES, ETC.	2 769	239	126
091 MARGARINE AND SHORTENING	2 102	483	257	691 METALLIC STRUCTURES, NES	379	194	107
122 TOBACCO, MANUFACTURED	250	296	157	693 WIRE PRODUCTS EXCL. ELECT.	37	69	36
269 WORN CLOTHING, TEXTILE ARTL.	608	130	67	695 TOOLS	40	211	116
334 PETROLEUM PRODUCTS	319	219	115	699 MANUFACT. BASE METAL, NES	751	290	156
335 RESIDUAL PETROL. PRODUCTS	4 736	630	370	700 CPL. IND. PLANT (84/85/87)	22	120	64
411 ANIMAL OILS AND FATS	4 938	375	195	713 INTRNL. COMBUS. PSTN. ENGIN.	43	267	140
421 FIXED VEG. FAT, OILS, SOFT	5 850	745	405	716 ROTATING ELECTRIC PLANT	387	1 241	644
531 SYNTH. COLOURS, LAKES, ETC.	84	354	182	721 AGRIC. MACHINES, EX. TRACTOR	373	292	156
553 PERFUMERY, COSMETICS, ETC.	100	123	68	723 CIVIL ENGINEERING EQUIP.	256	488	255
554 SOAP, CLEANERS, POLISH, ETC.	193	117	62	724 TEXTILE, LEATHER MACHINES	14	180	95
582 PLASTIC PLATE, SHEETS, ETC.	53	71	38	728 OTH. MACH. PARTS, SPECIAL INDUST.	95	498	274
597 PREPARED ADDITIVES, LIQUIDS	349	413	217	731 METAL REMOVAL WORK TOOLS	42	94	52
625 RUBBER TYRES, TUBES, ETC.	338	350	189	735 PARTS, NES, FOR MACH-TOOLS	22	78	40
629 ARTICLES OF RUBBER, NES	183	190	98	741 HEATING, COOLING EQUIP., PART			
641 PAPER AND PAPERBOARD	152	82	45	742 PUMPS FOR LIQUIDS, PARTS	103	215	111
652 COTTON FABRICS, WOVEN	247	1 424	750	743 PUMPS, NES, CENTRIFUGS, ETC.	60	149	76
657 SPECIAL YARN, TEXTILE FABRIC	103	155	85	744 MECHANICAL HANDLING EQUIP.	585	688	374
663 MINERAL MANUFACTURES, NES	88	69	34	745 OTH. NON-ELEC. MACH. TOOL, NES	6	88	46
692 CONTAINERS, STORAGE, TRNSP.	50	65	34	749 NON-ELECT. MACH. PARTS, ETC.	8	63	36
694 NAILS, SCREWS, NUTS, ETC.	55	61	32	752 AUTOMATIC DATA PROC. EQUIP.	3	122	68
695 TOOLS	90	84	46	764 TELECOMM. EQUIP., PARTS, NES	19	871	466
699 MANUFACT. BASE METAL, NES	23 167	2 837	1 495	772 ELEC. SWITCH, RELAY, CIRCUIT	37	259	133
713 INTRNL. COMBUS. PSTN. ENGIN.	194	768	404	773 ELECT. DISTRIBUT. EQUIP. NES	239	304	156
716 ROTATING ELECTRIC PLANT	112	298	158	776 TRANSISTORS, VALVES, ETC.	30	507	268
718 OTH. POWER-GENERATING MACHINERY	9	83	44	778 ELECTRIC. MACH. APPART. NES	542	1 022	542
721 AGRIC. MACHINES, EX. TRACTOR	73	109	58	781 PASS. MOTOR VEHICLES, EX. BUS	867	2 218	1 180
723 CIVIL ENGINEERING EQUIP.	980	1 611	858	782 GOODS, SPECIAL TRANSPORT VEH.	4 255	5 371	2 929
727 FOOD-PROCESS. MACH. NON DOM.	11	123	65	783 ROAD MOTOR VEHICLES, NES	719	75	42
728 OTH. MACH. PARTS, SPECIAL INDUST.	21	136	72	784 PARTS, TRACTORS, MOTOR VEH.	442	2 332	1 211
742 PUMPS FOR LIQUIDS, PARTS	43	283	150	786 TRAILERS, SEMI-TRAILER, ETC.	436	170	88
743 PUMPS, NES, CENTRIFUGS, ETC.	28	143	73	813 LIGHTING FIXTURES, ETC. NES	97	130	68
744 MECHANICAL HANDLING EQUIP.	513	402	215	821 FURNITURE, CUSHIONS, ETC.	111	66	36
745 OTH. NON-ELEC. MACH. TOOL, NES	106	258	138	848 CLOTHING, NONTEXTILE; HEADGEAR	25	100	54
747 TAPS, COCKS, VALVES, ETC.	3	85	48	872 MEDICAL INSTRUMENTS, NES	131	279	150
748 TRANSMISSIONS, SHAFTS, ETC.	51	197	105	874 MEASURE, CONTROL INSTRUMENT	12	311	163
751 OFFICE MACHINES	18	90	49	892 PRINTED MATTER	21	119	65
764 TELECOMM. EQUIP., PARTS, NES	7	252	136	893 ARTICLES, NES, OF PLASTICS	59	90	49
772 ELEC. SWITCH, RELAY, CIRCUIT	23	263	134				
773 ELECT. DISTRIBUT. EQUIP. NES	38	179	91	BURKINA FASO			
778 ELECTRIC. MACH. APPART. NES	290	400	213	IMPORTS	29 806	7 969	4 235
781 PASS. MOTOR VEHICLES, EX. BUS	586	969	523	071 COFFEE, COFFEE SUBSTITUTE	2 368	729	398
782 GOODS, SPECIAL TRANSPORT VEH.	4 314	8 533	4 751	263 COTTON	26 897	6 299	3 336
783 ROAD MOTOR VEHICLES, NES	87	141	75	899 MISC. MANUFACTURED GOODS, NES	82	142	74
784 PARTS, TRACTORS, MOTOR VEH.	762	2 272	1 198	EXPORTS	38 881	26 248	13 822
786 TRAILERS, SEMI-TRAILER, ETC.	911	512	277	022 MILK AND CREAM	1 350	327	171
791 RAILWAY VEHICLES, EQUIPMENT	169	888	477	061 SUGARS, MOLASSES, HONEY	4 500	208	112
874 MEASURE, CONTROL INSTRUMENT	5	119	65	269 WORN CLOTHING, TEXTILE ARTL.	195	68	37
892 PRINTED MATTER	189	764	408	287 ORE, CONCENTR. BASE METALS	2 782	184	87
893 ARTICLES, NES, OF PLASTICS	45	63	32	292 CRUDE VEG. MATERIALS, NES	55	157	84
				421 FIXED VEG. FAT, OILS, SOFT	500	79	42
MALI				515 ORGANIC-INORGANIC COMPOUNDS	324	144	76
IMPORTS	59 096	19 870	10 552	523 METAL, SALTS, INORGANIC ACID	2 591	114	62
057 FRUIT, NUTS EXCL. OIL NUTS	789	269	143	531 SYNTH. COLOURS, LAKES, ETC.	23	74	39
				541 MEDICINES, ETC. EXC. GROUP 542	29	230	125
				542 MEDICAMENTS	89	312	164

7 IMPORTS AND EXPORTS (SPECIAL TRADE) BY COUNTRIES OF PRODUCTION AND CONSUMPTION AND BY GROUPS OF THE SITC-REV. III 1989

GROUP DESCRIPTION	DT = 100 KG	1 000 DM	1 000 \$	GROUP DESCRIPTION	DT = 100 KG	1 000 DM	1 000 \$
551 ESSNTL. OIL, PERFUME, FLAVR	21	114	61	759 PARTS, FOR OFFICE MACHINS	3	84	44
554 SOAP, CLEANERS, POLISH, ETC	341	128	68	763 SOUND RECORDER, PHONOGRPH	7	79	42
574 POLYACETAL, POLYCARBONATE	198	72	37	764 TELECOMM. EQUIP. PARTS NES	9	220	116
575 OTH. PLASTIC, PRIMARY FORM	166	76	39	772 ELEC. SWITCH, RELAY, CIRCUIT	62	371	190
581 PLASTIC TUBE, PIPE, HOSE	532	211	115	774 ELECTRO-MEDCL. XRAY EQUIP	2	77	40
582 PLASTIC PLATE, SHEETS, ETC	346	427	223	776 TRANSISTORS, VALVES, ETC.	2	99	57
591 INSECTICIDES, ETC.	192	463	246	778 ELECTRIC MACH. APPART. NES	24	168	96
598 MISC. CHEMICAL PRODS. NES	2 270	398	209	781 PASS. MOTOR VEHCLS. EX. BUS	1 540	1 964	1 032
625 RUBBER TYRES, TUBES, ETC.	564	183	96	782 GOODS, SPCL. TRANSPORT VEH	2 136	536	295
629 ARTICLES OF RUBBER, NES	34	304	162	784 PARTS, TRACTORS, MOTOR VEH	618	853	457
641 PAPER AND PAPERBOARD	933	203	115	792 AIRCRAFT, ASSCTD. EQUIPNT	182	192	99
642 PAPER, PAPERBOARD, CUT ETC	206	110	58	874 MEASURE, CONTROL INSTRMNT	14	403	215
652 COTTON FABRICS, WOVEN	291	421	223	895 OFFICE, STATIONERY SUPPLS	18	109	57
655 KNIT, CROCHET, FABRIC NES	209	92	48				
662 CLAY, REFRCT. CONSTR. MATRL	1 485	317	165	CHAD			
664 GLASS	1 037	110	60				
679 TUBES, PIPES, ETC. IRON, STL	315	98	51	IMPORTS	91 903	22 813	12 119
695 TOOLS	61	263	140				
699 MANUFACTS. BASE METAL, NES	345	691	365	263 COTTON	91 723	22 653	12 035
713 INTRNL COMBUS PSTN ENGIN	50	60	31	292 CRUDE VEG. MATERIALS, NES	135	62	32
721 AGRIC. MACHINES, EX. TRACTR	782	516	266				
722 TRACTORS	320	114	59	EXPORTS	26 228	12 375	6 503
723 CIVIL ENGINEERING EQUIPT	74	131	69				
724 TEXTILE, LEATHER MACHINES	26	363	188	022 MILK AND CREAM	7 130	1 817	981
726 PRINTING, BOOKBINDING MACHS	13	110	60	046 MEAL, FLOUR OF WHEAT, MSLN	7 945	290	154
727 FOOD-PROCESS. MCH. NON DOM	38	68	39	061 SUGARS, MOLASSES, HONEY	3 504	260	142
728 OTH. MACH. PTS, SPCL INDUST	115	719	384	523 METAL, SALTS, INORGAN. ACID	99	57	30
742 PUMPS FOR LIQUIDS, PARTS	176	349	186	531 SYNTH. COLOURS, LAKES, ETC.	157	637	338
743 PUMPS NES, CENTRIFUGS ETC	124	393	213	541 MEDICINES, ETC. EXC. GRP542	13	104	54
744 MECHANICAL HANDLING EQUIP	42	110	58	542 MEDICAMENTS	40	94	50
745 OTH. NONELEC MCH, TOOL, NES	130	641	342	575 OTH. PLASTIC, PRIMARY FORM	108	87	44
751 OFFICE MACHINES	74	426	222	582 PLASTIC PLATE, SHEETS, ETC	116	211	111
752 AUTOMATC. DATA PROC. EQUIP	4	76	42	591 INSECTICIDES, ETC.	29	98	53
759 PARTS, FOR OFFICE MACHINS	5	112	60	598 MISC. CHEMICAL PRODS. NES	181	138	75
763 SOUND RECORDER, PHONOGRPH	3	107	56	625 RUBBER TYRES, TUBES, ETC.	190	139	69
764 TELECOMM. EQUIP. PARTS NES	10	319	170	658 TEXTILE ARTICLES NES	46	143	76
771 ELECT. POWER MACHIN, PARTS	1	115	63	679 TUBES, PIPES, ETC. IRON, STL	506	251	130
773 ELECTR. DISTRIBUT. EQPT NES	47	57	30	695 TOOLS	42	88	45
774 ELECTRO-MEDCL. XRAY EQUIP	76	86	46	713 INTRNL COMBUS PSTN ENGIN	11	74	39
776 TRANSISTORS, VALVES, ETC.	4	121	66	716 ROTATING ELECTRIC PLANT	129	297	158
778 ELECTRIC MACH. APPART. NES	161	161	80	723 CIVIL ENGINEERING EQUIPT	1 465	1 578	806
781 PASS. MOTOR VEHCLS. EX. BUS	526	1 415	749	724 TEXTILE, LEATHER MACHINES	6	99	51
782 GOODS, SPCL. TRANSPORT VEH	5 823	6 717	3 505	733 MACH-TOOLS, METAL-WORKING	26	69	37
783 ROAD MOTOR VEHICLES NES	510	387	206	742 PUMPS FOR LIQUIDS, PARTS	151	281	151
784 PARTS, TRACTORS, MOTOR VEH	214	597	315	743 PUMPS NES, CENTRIFUGS ETC	46	98	51
786 TRAILERS, SEMI-TRAILER, ETC	1 462	676	355	745 OTH. NONELEC MCH, TOOL, NES	35	93	47
813 LIGHTING FIXTURES ETC. NES	52	83	42	747 TAPS, COCKS, VALVES, ETC.	91	105	54
872 MEDICAL INSTRUMENTS NES	9	111	59	772 ELEC. SWITCH, RELAY, CIRCUIT	30	74	39
874 MEASURE, CONTROL INSTRMNT	6	255	132	774 ELECTRO-MEDCL. XRAY EQUIP	2	68	35
882 PHOTO. CINEMATOGRPH. SUPPL	36	187	99	781 PASS. MOTOR VEHCLS. EX. BUS	199	531	278
891 ARMS AND AMMUNITION	5	465	242	782 GOODS, SPCL. TRANSPORT VEH	914	1 634	846
892 PRINTED MATTER	48	166	88	784 PARTS, TRACTORS, MOTOR VEH	217	732	387
895 OFFICE, STATIONERY SUPPLS	14	85	45	786 TRAILERS, SEMI-TRAILER, ETC	611	269	141
898 MUSICAL INSTRUMENTS, ETC.	11	75	40	793 SHIP, BOAT, FLOAT. STRUCTRS	665	505	259
				872 MEDICAL INSTRUMENTS NES	26	231	119
				873 METERS, COUNTERS, NES	26	57	30
				874 MEASURE, CONTROL INSTRMNT	15	105	52
				893 ARTICLES, NES, OF PLASTICS	30	74	40
NIGER							
IMPORTS	1 049	785	428	CAPE VERDE			
036 CRUSTACEANS, MOLLUSCS ETC	32	73	39				
263 COTTON	858	276	156	IMPORTS	545	421	225
874 MEASURE, CONTROL INSTRMNT	2	58	34				
EXPORTS	123 920	32 282	17 271	036 CRUSTACEANS, MOLLUSCS ETC	76	321	174
022 MILK AND CREAM	8 000	2 333	1 264	EXPORTS	44 372	8 295	4 359
046 MEAL, FLOUR OF WHEAT, MSLN	9 918	466	250				
061 SUGARS, MOLASSES, HONEY	17 175	843	455	022 MILK AND CREAM	4 000	1 526	817
272 FERTILIZERS, CRUDE	3 750	141	80	042 RICE	9 110	645	370
514 NITROGEN-FUNCT. COMPOUNDS	116	257	138	058 FRUIT, PRESERVED, PREPARED	98	61	34
523 METAL, SALTS, INORGAN. ACID	37 814	1 524	814	061 SUGARS, MOLASSES, HONEY	28 410	1 744	895
531 SYNTH. COLOURS, LAKES, ETC.	334	1 047	561	062 SUGAR CONFECTIONERY	100	63	32
554 SOAP, CLEANERS, POLISH, ETC	473	164	90	098 EDIBLE PROD. PREPRTNS, NES	219	126	65
575 OTH. PLASTIC, PRIMARY FORM	217	124	64	541 MEDICINES, ETC. EXC. GRP542	18	85	45
581 PLASTIC TUBE, PIPE, HOSE	6 222	1 985	1 075	581 PLASTIC TUBE, PIPE, HOSE	284	113	60
591 INSECTICIDES, ETC.	45	122	66	591 INSECTICIDES, ETC.	105	159	82
592 STARCHES, INULIN, ETC.	540	75	40	695 TOOLS	25	110	55
598 MISC. CHEMICAL PRODS. NES	1 638	940	498	713 INTRNL COMBUS PSTN ENGIN	21	420	218
625 RUBBER TYRES, TUBES, ETC.	224	71	38	716 ROTATING ELECTRIC PLANT	26	92	50
641 PAPER AND PAPERBOARD	584	94	48	741 HEATING, COOLING EQUIP, PART	13	68	35
642 PAPER, PAPERBOARD, CUT ETC	157	111	57	742 PUMPS FOR LIQUIDS, PARTS	1	58	35
652 COTTON FABRICS, WOVEN	1 979	7 899	4 186	745 OTH. NONELEC MCH, TOOL, NES	80	343	182
679 TUBES, PIPES, ETC. IRON, STL	27 073	3 861	2 115	772 ELEC. SWITCH, RELAY, CIRCUIT	34	212	110
695 TOOLS	23	70	37	778 ELECTRIC MACH. APPART. NES	52	71	34
699 MANUFACTS. BASE METAL, NES	278	227	118	781 PASS. MOTOR VEHCLS. EX. BUS	30	79	41
721 AGRIC. MACHINES, EX. TRACTR	148	419	222	782 GOODS, SPCL. TRANSPORT VEH	72	128	65
722 TRACTORS	63	117	63	784 PARTS, TRACTORS, MOTOR VEH	38	109	57
723 CIVIL ENGINEERING EQUIPT	190	183	95	813 LIGHTING FIXTURES ETC. NES	18	81	40
724 TEXTILE, LEATHER MACHINES	1	76	40	874 MEASURE, CONTROL INSTRMNT	8	103	56
726 PRINTING, BOOKBINDING MACHS	12	87	46	894 BABY CARRIAGE, TOYS, GAMES	20	79	42
727 FOOD-PROCESS. MCH. NON DOM	49	210	114				
728 OTH. MACH. PTS, SPCL INDUST	30	180	94	SENEGAL			
731 METAL REMOVAL WORK TOOLS	271	775	418				
741 HEATING, COOLING EQUIP, PART	-	-	146	IMPORTS	118 440	28 652	15 356
742 PUMPS FOR LIQUIDS, PARTS	22	279	116				
745 OTH. NONELEC MCH, TOOL, NES	31	213	48	001 LIVE ANIMALS	36	406	215
747 TAPS, COCKS, VALVES, ETC.	266	87	46	034 FISH, FRESH, CHILLED, FROZN	4 092	4 201	2 243
751 OFFICE MACHINES	13	86	46	036 CRUSTACEANS, MOLLUSCS ETC	3 537	2 565	1 363
752 AUTOMATC. DATA PROC. EQUIP	-	64	34	054 VEGETABLES	2 291	679	360

7 IMPORTS AND EXPORTS (SPECIAL TRADE) BY COUNTRIES OF PRODUCTION AND CONSUMPTION AND BY GROUPS OF THE SITC-REV. III 1989

GROUP DESCRIPTION	DT = 100 KG	1 000 DM	1 000 \$	GROUP DESCRIPTION	DT = 100 KG	1 000 DM	1 000 \$
057 FRUIT,NUTS EXCL.OIL NUTS	1 494	452	242	786 TRAILERS,SEMI-TRAILR,ETC	542	260	135
263 COTTON	9 769	2 593	1 372	791 RAILWAY VEHICLES,EQUIPNT	19	192	100
277 NATURAL ABRASIVES, NES		73	40	792 AIRCRAFT,ASSTCTD.EQUIPNT		518	274
292 CRUDE VEG.MATERIALS, NES	1 844	1 431	754	813 LIGHTING FIXTURES ETC,NES	63	193	100
421 FIXED VEG.FAT,OILS, SOFT	89 394	14 092	7 631	821 FURNITURE,CUSHIONS,ETC.	255	316	169
512 ALCOHOL,PHENOL,ETC.DERIV	2 700	463	248	872 MEDICAL INSTRUMENTS NES	30	188	95
651 TEXTILE YARN	258	153	84	874 MEASURE,CONTROL INSTRMNT	24	930	489
971 GOLD,NONMONTY EXCL ORES		422	221	881 PHOTOGRAPH APPAR.ETC,NES	12	134	72
EXPORTS	186 679	63 303	33 455	882 PHOTO.CINEMATOGRPH.SUPPL	199	257	133
022 MILK AND CREAM	8 358	1 231	642	891 ARMS AND AMMUNITION	6	65	34
024 CHEESE AND CURD		63	34	893 ARTICLES,NES,OF PLASTICS	305	265	140
054 VEGETABLES	555	77	42	895 OFFICE,STATIONERY SUPPLS	80	204	98
061 SUGARS,MOLASSES,HONEY	20 098	1 604	860	GAMBIA			
098 EDIBLE PROD.PREPRPTS,NES	209	75	40	IMPORTS	809	1 240	660
122 TOBACCO, MANUFACTURED	1 355	1 666	886	034 FISH,FRESH,CHILLED,FROZLN	128	128	68
269 WORN CLOTHING,TEXTL.ARTL	2 478	326	176	036 CRUSTACEANS,MOLLUSCS ETC	658	1 003	533
292 CRUDE VEG.MATERIALS, NES	30	98	49	EXPORTS	273 602	29 055	15 501
334 PETROLEUM PRODUCTS	175	98	55	022 MILK AND CREAM	9 677	2 003	1 054
395 RESIDUAL PETROL PRODUCTS	2 320	288	147	046 MEAL,FLOUR OF WHEAT,MSLN	77 856	4 082	2 181
421 FIXED VEG.FAT,OILS, SOFT	75 849	6 485	3 444	061 SUGARS,MOLASSES,HONEY	126 900	8 048	4 362
431 ANIMAL,VEG.FATS,OILS,NES	494	74	40	062 SUGAR CONFECTIONERY	124	83	45
511 HYDROCARBONS,NES,DERIVTS	267	60	31	081 ANIMAL FEED STUFF	7 250	365	193
512 ALCOHOL,PHENOL,ETC.DERIV	728	224	120	098 EDIBLE PROD.PREPRPTS,NES	93	52	30
513 CARBOXYLIC ACIDS,DERIVTS	6 059	907	461	111 NON-ALCOHOL.BEVERAGE,NES	788	66	36
514 NITROGEN-FUNCT.COMPOUNDS	218	174	95	112 ALCOHOLIC BEVERAGES	2 251	322	168
515 ORGANO-INORGANIC COMPNDS	81	299	168	122 TOBACCO, MANUFACTURED	42	101	55
516 OTHER ORGANIC CHEMICALS	237	68	34	335 RESIDUAL PETROL PRODUCTS	1 482	83	45
522 INORGANIC CHEM.ELEMENTS	2 045	262	134	421 FIXED VEG.FAT,OILS, SOFT	19 120	2 101	1 117
523 METAL.SALTS,INORGAN.ACID	9 162	606	327	431 ANIMAL,VEG.FATS,OILS,NES	14 370	1 228	660
531 SYNTH.COLOURS,LAKES,ETC.	943	2 975	1 570	522 INORGANIC CHEM.ELEMENTS	2 257	201	104
533 PIGMENTS, PAINTS, ETC.	1 253	457	239	531 SYNTH.COLOURS,LAKES,ETC.	127	519	287
542 MEDICAMENTS	20	69	37	542 MEDICAMENTS	53	66	32
551 ESSNTL.OIL,PERFUME,FLAVR	25	72	39	625 RUBBER TYRES,TUBES,ETC.	346	231	120
554 SOAP,CLEANERS,POLISH,ETC	698	301	159	635 WOOD MANUFACTURES, NES	50	96	50
571 POLYMERS OF ETHYLENE	5 142	983	524	641 PAPER AND PAPERBOARD	181	65	35
572 POLYMERS OF STYRENE	2 024	971	522	652 COTTON FABRICS, WOVEN	183	640	335
574 POLYACETAL,POLYCARBONATE	237	90	50	679 TUBES,PIPES,ETC.IRON,STL	83	109	57
575 OTH.PLASTIC,PRIMARY FORM	3 102	704	378	691 METALLIC STRUCTURES NES	139	62	32
582 PLASTIC PLATE,SHEETS,ETC	260	100	54	693 WIRE PRODUCTS EXCL.ELECT	774	88	43
591 INSECTICIDES, ETC.	1 082	1 228	651	TOOLS	102	217	117
592 STARCHES, INULIN,ETC.	515	223	117	699 MANUFACTS.BASE METAL,NES	224	162	85
597 PREPRD ADDITIVES,LIQUIDS	603	288	158	723 CIVIL ENGINEERING EQUIPT	296	393	212
598 MISC.CHEMICAL PRODTs,NES	2 441	1 020	536	726 PRINTING,BOOKBINDNG MACHS	47	64	35
621 MATERIALS OF RUBBER	106	82	45	727 FOOD-PROCESS.MCH.NON DOM	9	64	35
625 RUBBER TYRES,TUBES,ETC.	3 027	693	364	728 OTH.MACH,PTS,SPCL INDUST	96	336	175
629 ARTICLES OF RUBBER, NES	50	146	75	752 AUTOMATC.DATA PROC.EQUIP	29	144	76
635 WOOD MANUFACTURES, NES	97	58	30	752 AUTOMATC.DATA PROC.EQUIP	3	104	55
641 PAPER AND PAPERBOARD	1 997	482	252	ELEC.SWITCH.RELAY.CIRCUT	199	528	273
642 PAPER,PAPERBOARD,CUT ETC	355	221	115	ELECTR.DISTRIBT.EQPT NES	578	370	194
651 TEXTILE YARN	19	82	43	ELECTRIC.MACH.APPART,NES	328	255	136
652 COTTON FABRICS, WOVEN	1 305	636	3 549	781 PASS.MOTOR VEHCLS.EX.BUS	1 315	2 564	1 353
657 SPECIAL YARN,XTL.FABRIC	427	198	105	782 GOODS,SPCL TRANSPORT VEH	1 420	299	157
662 CLAY,REFRCT.CONSTR.MATRL	593	62	32	783 ROAD MOTOR VEHICLES NES	1 287	543	292
663 MINERAL MANUFACTURES,NES	337	179	95	784 PARTS,TRACTORS,MOTOR VEH	1 036	674	355
664 GLASS	671	129	68	821 FURNITURE,CUSHIONS,ETC.	70	61	34
665 GLASSWARE	39	55	31	892 PRINTED MATTER	28	79	41
673 FLAT-ROLLED IRON ETC.	3 800	391	203	893 ARTICLES,NES,OF PLASTICS	56	60	32
674 FLAT-ROLLED PLATED IRON	1 507	312	171	GUIN BISSAU			
677 RAILWAY TRACK IRON,STEEL	353	99	53	IMPORTS	800	259	138
679 TUBES,PIPES,ETC.IRON,STL	376	164	85	263 COTTON	555	165	87
691 METALLIC STRUCTURES NES	1 288	1 511	793	EXPORTS	6 908	5 462	2 898
692 CONTAINERS,STORAGE,TRNSP	303	221	116	112 ALCOHOLIC BEVERAGES	1 493	213	114
693 WIRE PRODUCTS EXCL.ELECT	1 378	312	162	542 MEDICAMENTS	23	96	52
694 NAILS,SCREWS,NUTS,ETC.	379	203	106	625 RUBBER TYRES,TUBES,ETC.	112	112	60
695 TOOLS	40	165	84	695 TOOLS	74	168	91
699 MANUFACTS.BASE METAL,NES	206	435	228	713 INTRNL COMBUS PSTN ENGIN	38	248	132
711 STEAM GENER. BOILERS,ETC.	931	1 019	515	716 ROTATING ELECTRIC PLANT	28	64	34
713 INTRNL COMBUS PSTN ENGIN	217	899	478	722 TRACTORS	69	87	46
716 ROTATING ELECTRIC PLANT	212	696	357	723 CIVIL ENGINEERING EQUIPT	153	171	94
723 CIVIL ENGINEERING EQUIPT	619	1 247	669	726 PRINTING,BOOKBINDNG MACHS	54	312	157
724 TEXTILE,LEATHER MACHINES	10	284	149	728 OTH.MACH,PTS,SPCL INDUST	238	517	281
726 PRINTNG,BOOKBINDNG MACHS	388	2 089	1 061	742 PUMPS FOR LIQUIDS,PARTS	94	248	130
727 FOOD-PROCESS.MCH.NON DOM	21	187	98	744 MECHANICAL HANDLNG EQUIP	330	209	115
728 OTH.MACH,PTS,SPCL INDUST	144	377	200	778 ELECTRIC.MACH.APPART,NES	262	144	77
735 PARTS,NES,FOR MACH-TOOLS	5	216	116	781 PASS.MOTOR VEHCLS.EX.BUS	188	276	146
741 HEATING,COOLNG EQUIP,PART				782 GOODS,SPCL TRANSPORT VEH	700	577	314
742 PUMPS FOR LIQUIDS,PARTS	62	289	159	783 ROAD MOTOR VEHICLES NES	144	55	30
743 PUMPS NES,CENTRIFUGS ETC	355	572	307	784 PARTS,TRACTORS,MOTOR VEH	235	609	316
744 MECHANICAL HANDLNG EQUIP	152	139	69	786 TRAILERS,SEMI-TRAILR,ETC	289	59	31
745 OTH.NONELEC.MCH,TOOL,NES	55	301	162	874 MEASURE,CONTROL INSTRMNT	3	62	31
747 TAPS,COCKS,VALVES,ETC.	152	307	162	893 ARTICLES,NES,OF PLASTICS	155	96	50
748 TRANSMISSIONS SHAFTS ETC	16	153	81	GUINEA			
749 NON-ELECT.MACH.PARTS,ETC	110	339	180	IMPORTS	11 169 739	103 678	54 724
751 OFFICE MACHINES	31	170	91	001 LIVE ANIMALS	18	279	148
752 AUTOMATC.DATA PROC.EQUIP	3	97	51	071 COFFEE,COFFEE SUBSTITUTE	56 685	21 712	11 427
759 PARTS,FOR OFFICE MACHINS	6	107	58	072 COCOA	2 742	885	465
761 TELEVISION RECEIVERS ETC	29	98	53				
764 TELECOMM.EQUIP.PARTS NES	10	309	163				
771 ELECT POWER MACHNY PARTS	2	88	45				
772 ELEC.SWITCH.RELAY.CIRCUT	45	213	113				
773 ELECTR.DISTRIBT.EQPT NES	88	356	176				
778 ELECTRIC.MACH.APPART,NES	386	524	269				
781 PASS.MOTOR VEHCLS.EX.BUS	2 441	4 050	2 163				
782 GOODS,SPCL TRANSPORT VEH	1 463	1 700	900				
783 ROAD MOTOR VEHICLES NES	147	146	79				
784 PARTS,TRACTORS,MOTOR VEH	1 727	1 363	722				
785 CYCLES,MOTORCYCLES ETC.	124	519	468				

7 IMPORTS AND EXPORTS (SPECIAL TRADE) BY COUNTRIES OF PRODUCTION AND CONSUMPTION AND BY GROUPS OF THE SITC-REV. III 1989

GROUP DESCRIPTION	DT = 100 KG	1 000 DM	1 000 \$	GROUP DESCRIPTION	DT = 100 KG	1 000 DM	1 000 \$
074 TEA AND MATE	174	121	65	EXPORTS	309 367	47 275	25 044
081 ANIMAL FEED STUFF	12 307	356	188	022 MILK AND CREAM	1 557	276	145
285 ALUMINIUM ORE,CONCTR.ETC	11 096 633	79 456	41 960	046 MEAL, FLOUR OF WHEAT,MSLN	183 503	8 494	4 485
652 COTTON FABRICS, WOVEN	39	171	92	061 SUGARS, MOLASSES, HONEY	35 525	2 478	1 361
667 PEARLS, PRECIOUS STONES	.	.	.	112 ALCOHOLIC BEVERAGES	26 548	3 785	1 997
716 ROTATING ELECTRIC PLANT	280	164	89	269 WORN CLOTHING, TEXTL. ARTL	1 143	283	150
781 PASS. MOTOR VEHCLS. EX. BUS	53	103	56	278 OTHER CRUDE MINERALS	4 204	100	54
EXPORTS	289 526	50 852	27 082	334 PETROLEUM PRODUCTS	1 803	271	143
012 OTHER MEAT, MEAT OFFAL	1 603	107	58	335 RESIDUAL PETROL. PRODUCTS	1 615	188	105
022 MILK AND CREAM	17 435	2 854	1 512	421 FIXED VEG. FAT, OILS, SOFT	13 835	1 884	1 002
037 FISH ETC. PREPD, PRSVD. NES	270	126	69	522 INORGANIC CHEM. ELEMENTS	875	134	71
046 MEAL, FLOUR OF WHEAT,MSLN	57 186	2 239	1 204	533 PIGMENTS, PAINTS, ETC.	352	82	44
061 SUGARS, MOLASSES, HONEY	41 450	2 546	1 380	541 MEDICINES, ETC. EXC. GRP542	31	79	42
112 ALCOHOLIC BEVERAGES	9 935	1 461	772	542 MEDICAMENTS	219	235	124
122 TOBACCO, MANUFACTURED	1 494	1 796	960	551 ESSNTL. OIL, PERFUME, FLAVR	16	60	31
248 WOOD, SIMPLY WORKED	791	63	33	553 PERFUMERY, COSMETICS, ETC.	13	97	51
269 WORN CLOTHING, TEXTL. ARTL	2 273	539	286	621 MATERIALS OF RUBBER	128	170	90
292 CRUDE VEG. MATERIALS, NES	10	56	30	625 RUBBER TYRES, TUBES, ETC.	386	210	113
334 PETROLEUM PRODUCTS	2 769	374	194	629 ARTICLES OF RUBBER, NES	59	72	37
335 RESIDUAL PETROL. PRODUCTS	567	77	39	641 PAPER AND PAPERBOARD	995	157	86
421 FIXED VEG. FAT, OILS, SOFT	43 157	6 045	3 226	642 PAPER, PAPERBOARD, CUT ETC	175	134	71
533 PIGMENTS, PAINTS, ETC.	709	154	82	661 LIME, CEMENT, CONSTR. MATRL	8 368	150	81
541 MEDICINES, ETC. EXC. GRP542	6	67	37	671 PIG IRON, SPIEGELEISN, ETC	400	80	41
554 SOAP, CLEANERS, POLISH, ETC	301	164	87	674 FLAT-ROLLED PLATED IRON	1 506	293	157
581 PLASTIC TUBE, PIPE, HOSE	1 069	389	207	676 IRON, STL. BAR, SHAPES ETC.	682	146	77
582 PLASTIC PLATE, SHEETS, ETC	53	93	53	679 TUBES, PIPES, ETC. IRON, STL	142	230	120
591 INSECTICIDES, ETC.	153	196	103	694 NAILS, SCREWS, NUTS, ETC.	43	55	30
592 STARCHES, INULIN, ETC.	323	64	32	695 TOOLS	2	86	327
593 EXPLOSIVES, PYROTECHNICS	734	191	103	700 CPL IND PLANT (84/85/87)	2 459	2 019	1 071
598 MISC. CHEMICAL PRODS. NES	697	108	57	713 INTRNL COMBUS PSTN ENGIN	127	915	481
625 RUBBER TYRES, TUBES, ETC.	1 916	634	334	716 ROTATING ELECTRIC PLANT	75	210	113
629 ARTICLES OF RUBBER, NES	18	83	42	723 CIVIL ENGINEERING EQUIPT	1 507	1 891	993
635 WOOD MANUFACTURES, NES	42	65	32	726 PRINTNG, BOOKBINDNG MACHS	153	344	180
642 PAPER, PAPERBOARD, CUT ETC	401	174	97	728 OTH. MACH. PTS, SPCL INDUST	15	126	65
652 COTTON FABRICS, WOVEN	29	103	55	741 HEATNG, COOLNG EQUIP, PART	.	.	.
653 FABRICS, MAN-MADE FIBRES	17	66	37	742 PUMPS FOR LIQUIDS, PARTS	641	996	537
657 SPECIAL YARN, TEXTL. FABRIC	388	153	85	744 MECHANICAL HANDLNG EQUIP	78	175	93
661 LIME, CEMENT, CONSTR. MATRL	61 399	541	297	745 OTH. NONELEC MCH. TOOL, NES	18	107	60
664 GLASS	226	62	35	749 NON-ELECT MACH. PARTS, ETC	16	81	43
676 IRON, STL. BAR, SHAPES ETC.	1 912	178	96	751 OFFICE MACHINES	16	95	51
677 RAILWAY TRACK IRON, STEEL	10 079	1 192	657	752 AUTOMATC. DATA PROC. EQUIP	3	50	31
679 TUBES, PIPES, ETC. IRON, STL	77	59	31	774 ELECTRO-MEDCL, XRAY EQUIP	1	163	83
691 METALLIC STRUCTURES NES	3 221	3 110	1 641	778 ELECTRIC MACH. APPART. NES	1 478	564	295
693 WIRE PRODUCTS EXCL. ELECT	533	130	70	781 PASS. MOTOR VEHCLS. EX. BUS	4 045	4 380	2 329
695 TOOLS	131	321	170	782 GOODS, SPCL TRANSPORT VEH	4 801	3 917	2 062
699 MANUFACT. BASE METAL, NES	4 101	856	447	783 ROAD MOTOR VEHICLES NES	797	365	199
713 INTRNL COMBUS PSTN ENGIN	236	1 890	480	784 PARTS, TRACTORS, MOTOR VEH	3 144	5 453	2 888
716 ROTATING ELECTRIC PLANT	594	1 373	734	786 TRAILERS, SEMI-TRAILR, ETC	734	527	281
723 TRACTORS	58	81	43	811 PREFABRICATED BUILDINGS	127	60	32
725 CIVIL ENGINEERING EQUIPT	1 789	2 173	1 153	821 FURNITURE, CUSHIONS, ETC.	91	105	54
726 PAPER, PULP MILL MACHINES	34	70	36	872 MEDICAL INSTRUMENTS NES	37	107	54
727 FOOD-PROCESS. MCH. NON DOM	67	163	87	873 METERS, CONTROLS, NES	6	66	35
728 OTH. MACH. PTS, SPCL INDUST	1 220	998	515	874 MEASURE, CONTROL INSTRMNT	10	173	80
741 HEATING, COOLNG EQUIP, PART	.	.	.	892 PRINTED MATTER	92	166	90
742 PUMPS FOR LIQUIDS, PARTS	99	243	125	894 BABY CARRIAGE, TOYS, GAMES	131	385	200
743 PUMPS NES, CENTRIFUGS ETC	137	398	212	LIBERIA			
744 MECHANICAL HANDLNG EQUIP	398	608	326	IMPORTS	54 170 446	357 479	190 066
745 OTH. NONELEC MCH. TOOL, NES	184	290	152	001 LIVE ANIMALS	5	103	56
748 TRANSMISSIONS SHAFTS ETC	31	102	56	034 FISH, FRESH, CHILLED, FROZN	46	74	41
749 NON-ELECT MACH. PARTS, ETC	22	78	42	036 CRUSTACEANS, MOLLUSCS ETC	152	146	78
751 OFFICE MACHINES	25	129	69	071 COFFEE, COFFEE SUBSTITUTE	29 658	10 618	5 549
752 AUTOMATC. DATA PROC. EQUIP	1	71	38	072 COCOA	15 033	4 198	2 335
763 SOUND RECORDER, PHONOGRPH	6	316	163	231 NATURAL RUBBER, ETC.	13 757	2 655	1 410
764 TELECOMM. EQUIP, PARTS NES	23	489	256	247 WOOD ROUGH, ROUGH SQUARED	884 763	43 205	22 996
772 ELECT. SWITCH, RELAY, CIRCUIT	25	161	87	248 WOOD, SIMPLY WORKED	14 447	1 311	706
773 ELECTR DISTRIBUT. EQPT NES	425	645	350	281 IRON ORE, CONCENTRATES	53 017 123	282 065	149 860
774 ELECTRO-MEDCL, XRAY EQUIP	63	418	218	288 NON-FERROUS WASTE, SCRAP	1 844	521	273
778 ELECTRIC MACH. APPART. NES	1 575	774	409	422 FIXED VEG. FAT, OILS, OTHER	18 854	1 625	844
781 PASS. MOTOR VEHCLS. EX. BUS	1 218	1 590	851	634 VENEERS, PLYWOOD, ETC.	3 352	1 377	724
782 GOODS, SPCL TRANSPORT VEH	6 187	6 455	3 453	641 PAPER AND PAPERBOARD	206	98	49
783 ROAD MOTOR VEHICLES NES	494	195	106	713 INTRNL COMBUS PSTN ENGIN	53	58	31
784 PARTS, TRACTORS, MOTOR VEH	1 475	1 617	867	748 TRANSMISSIONS SHAFTS ETC	447	84	46
786 TRAILERS, SEMI-TRAILR, ETC	219	85	44	781 PASS. MOTOR VEHCLS. EX. BUS	207	498	261
811 PREFABRICATED BUILDINGS	239	107	58	783 SHIP, BOAT, FLDT. STRUCTRS	169 855	8 145	4 450
813 LIGHTNG FIXTURES ETC. NES	84	331	172	EXPORTS	944 263	118 896	64 537
821 FURNITURE, CUSHIONS, ETC.	338	138	60	011 BOVINE MEAT	1 928	252	137
848 CLOTHNG, NONTEXTL; HEADGEAR	2	81	44	022 MILK AND CREAM	6 040	928	491
874 MEASURE, CONTROL INSTRMNT	10	123	60	024 CHEESE AND CURD	262	168	89
881 PHOTOGRAPH APPAR. ETC. NES	7	79	41	034 FISH, FRESH, CHILLED, FROZN	12 397	949	493
892 PRINTED MATTER	99	116	37	046 MEAL, FLOUR OF WHEAT,MSLN	151 035	8 036	4 234
893 ARTICLES, NES, OF PLASTICS	128	78	35	048 CEREAL PREPARATIONS	283	61	30
895 OFFICE, STATIONERY SUPPLS	10	66	35	054 VEGETABLES	65	103	53
SIERRA LEONE				061 SUGARS, MOLASSES, HONEY	60 346	4 054	2 177
IMPORTS	8 651 578	74 950	39 976	098 EDIBLE PROD. PREPRPTS, NES	213	136	72
071 COFFEE, COFFEE SUBSTITUTE	8 095	2 610	1 391	112 ALCOHOLIC BEVERAGES	394	117	63
072 COCOA	25 800	7 912	4 212	122 TOBACCO, MANUFACTURED	154	392	210
285 ALUMINIUM ORE, CONCTR. ETC	8 519 182	53 542	28 504	248 WOOD, SIMPLY WORKED	1 223	109	58
287 ORE, CONCENTR. BASE METALS	95 559	9 752	5 249	269 WORN CLOTHING, TEXTL. ARTL	997	143	75
292 CRUDE VEG. MATERIALS, NES	2 112	438	235	273 STONE, SAND AND GRAVEL	9 000	96	52
667 PEARLS, PRECIOUS STONES	.	.	.	278 OTHER CRUDE MINERALS	55 824	1 415	748
713 INTRNL COMBUS PSTN ENGIN	39	167	96	285 ALUMINIUM ORE, CONCTR. ETC	1 430	152	80
844 WOMEN, GIRLS CLOTHNG, KNIT	17	81	42	292 CRUDE VEG. MATERIALS, NES	62	169	87
971 GOLD, NONMONTY EXCL DRES	.	65	36	334 PETROLEUM PRODUCTS	37 211	4 080	2 179

7 IMPORTS AND EXPORTS (SPECIAL TRADE) BY COUNTRIES OF PRODUCTION AND CONSUMPTION AND BY GROUPS OF THE SITC-REV. III 1989

GROUP DESCRIPTION	DT = 100 KG	1 000 DM	1 000 \$	GROUP DESCRIPTION	DT = 100 KG	1 000 DM	1 000 \$
335 RESIDUAL PETROL PRODUCTS	7 598	931	494	037 FISH ETC. PREPD, PRSVD, NES	704	422	221
421 FIXED VEG. FAT, OILS, SOFT	23 403	2 952	1 573	054 VEGETABLES	1 339	208	108
511 HYDROCARBONS, NES, DERIVTS	90	58	31	057 FRUIT, NUTS EXCL. OIL NUTS	190 239	21 256	11 357
513 CARBOXYLIC ACIDS, DERIVTS	4 536	455	241	059 FRUIT, VEGETABLE JUICES	391	104	57
522 INORGANIC CHEM. ELEMENTS	2 648	370	192	071 COFFEE, COFFEE SUBSTITUTE	94 666	30 932	16 349
523 METAL. SALTS, INORGAN. ACID	2 185	145	76	072 COCOA	893 413	246 148	130 770
524 OTHER CHEMICAL COMPOUNDS	1 234	100	54	081 ANIMAL FEED STUFF	177 039	4 640	2 447
531 SYNTH. COLOURS, LAKES, ETC.	191	700	356	231 NATURAL RUBBER, ETC.	173 387	34 697	18 434
533 PIGMENTS, PAINTS, ETC.	583	345	185	247 WOOD ROUGH, ROUGH SQUARED	67 057	4 597	2 432
541 MEDICINES, ETC. EXC. GRP542	29	197	99	248 WOOD, SIMPLY WORKED	81 356	13 215	7 029
542 MEDICAMENTS	318	817	429	263 COTTON	55 597	14 438	7 752
551 ESSNTL. OIL, PERFUME, FLAVR	77	150	78	288 NON-FERROUS WASTE, SCRAP	380	166	90
553 PERFUMERY, COSMETICS, ETC.	55	102	54	292 CRUDE VEG. MATERIALS, NES	5 067	2 716	1 446
554 SOAP, CLEANERS, POLISH, ETC	2 435	779	416	422 FIXED VEG. FAT, OILS, OTHER	265 007	22 545	11 910
571 POLYMERS OF ETHYLENE	497	98	50	512 ALCOHOL, PHENOL, ETC. DERIV	26 091	4 492	2 402
575 OTH. PLASTIC, PRIMARY FORM	256	166	88	634 VENEERS, PLYWOOD, ETC.	176 318	26 221	13 911
581 PLASTIC TUBE, PIPE, HOSE	302	165	88	635 WOOD MANUFACTURES, NES	639	99	99
582 PLASTIC PLATE, SHEETS, ETC	222	172	93	651 TEXTILE YARN	888	441	236
591 INSECTICIDES, ETC.	280	204	110	652 COTTON FABRICS, WOVEN	198	133	73
592 STARCHES, INULIN, ETC.	190	166	88	684 ALUMINIUM	247	100	54
597 PREPD ADDITIVES, LIQUIDS	290	140	76	728 OTH. MACH. PTS, SPCL INDUST	32	111	58
598 MISC. CHEMICAL PRODTS, NES	664	292	154	781 PASS. MOTOR VEHCLS. EX. BUS	22	64	34
621 MATERIALS OF RUBBER	386	563	298	874 MEASURE, CONTROL INSTRMNT	203	111	111
625 RUBBER TYRES, TUBES, ETC.	3 141	855	451				
629 ARTICLES OF RUBBER, NES	1 713	2 115	1 121	EXPORTS	708 138	174 972	92 912
641 PAPER AND PAPERBOARD	389	188	98	011 BOVINE MEAT	30 001	3 550	1 906
642 PAPER, PAPERBOARD, CUT ETC	886	500	263	012 OTHER MEAT, MEAT OFFAL	4 728	434	230
657 SPECIAL YARN, TXTL. FABRIC	69	68	33	022 MILK AND CREAM	63 092	11 367	6 011
661 LIME, CEMENT, CONSTR. MATRL	9 458	161	84	023 BUTTER, OTHER FAT OF MILK	4 252	1 444	766
662 CLAY, REFRACT. CONSTR. MATRL	3 968	479	261	024 CHEESE AND CURD	187	72	36
663 MINERAL MANUFACTURES, NES	134	176	93	034 FISH, FRESH, CHILLED, FROZEN	49 391	3 335	1 774
664 GLASS	1 065	246	130	047 OTHER CEREAL MEAL, FLOURS	2 500	61	33
666 POTTERY	8	57	30	048 CEREAL PREPARATIONS	210	170	92
673 FLAT-ROLLED IRON ETC.	5 223	627	33	054 VEGETABLES	829	195	103
674 FLAT-ROLLED PLATED IRON	328	63	33	061 SUGARS, MOLASSES, HONEY	47 244	2 476	1 318
675 FLAT-ROLLED, ALLOY STEEL	1 164	270	144	098 EDIBLE PROD. PREPRTS, NES	289	108	57
676 IRON, STL. BAR, SHAPES ETC.	4 142	377	198	112 ALCOHOLIC BEVERAGES	503	76	41
677 RAILWAY TRACK IRON, STEEL	3 483	713	377	122 TOBACCO, MANUFACTURED	176	171	90
679 TUBES, PIPES, ETC. IRON, STL	1 783	273	142	232 SYNTHETIC RUBBER, ETC.	611	211	113
684 ALUMINIUM	686	305	163	278 OTHER CRUDE MINERALS	17 402	537	283
691 METALLIC STRUCTURES NES	553	213	110	334 PETROLEUM PRODUCTS	1 520	248	133
693 WIRE PRODUCTS EXCL. ELECT	1 847	701	373	335 RESIDUAL PETROL PRODUCTS	10 199	1 112	584
694 NAILS, SCREWS, NUTS, ETC.	1 011	370	196	421 FIXED VEG. FAT, OILS, SOFT	1 110	167	85
695 TOOLS	345	1 015	539	431 ANIMAL, VEG. FATS, OILS, NES	3 077	490	265
696 CUTLERY	73	167	88	511 HYDROCARBONS, NES, DERIVTS	2 701	942	508
699 MANUFACT. BASE METAL, NES	28 548	3 664	1 954	512 ALCOHOL, PHENOL, ETC. DERIV	2 889	975	514
700 CPL IND PLANT (84/85/87)	235	115	60	513 CARBOXYLIC ACIDS, DERIVTS	27 174	3 961	2 102
713 INTRNL COMBUS PSTN ENGIN	491	1 325	703	514 NITROGEN-FUNCT. COMPOUNDS	981	732	395
716 ROTATING ELECTRIC PLANT	363	890	474	515 ORGANO-INORGANIC COMPODS	678	1 481	786
723 CIVIL ENGINEERING EQUIPT	1 150	2 182	1 151	516 OTHER ORGANIC CHEMICALS	4 534	1 942	1 039
727 FOOD-PROCESS. MCH. NON DOM	17	107	51	522 INORGANIC CHEM. ELEMENTS	5 779	1 543	808
728 OTH. MACH. PTS, SPCL INDUST	1 044	1 790	951	523 METAL. SALTS, INORGAN. ACID	8 584	821	435
731 METAL REMOVAL WORK TOOLS	104	70	36	524 OTHER CHEMICAL COMPOUNDS	2 710	205	110
735 PARTS, NES, FOR MACH-TOOLS	7	99	52	531 SYNTH. COLOURS, LAKES, ETC.	3 133	9 589	5 083
737 METALWORKING MACHNRY NES	41	228	119	533 PIGMENTS, PAINTS, ETC.	2 371	1 623	864
741 HEATING, COOLING EQUIP, PART	-	-	-	541 MEDICINES, ETC. EXC. GRP542	114	1 234	655
742 PUMPS FOR LIQUIDS, PARTS	222	866	457	542 MEDICAMENTS	383	914	495
743 PUMPS NES, CENTRIFUGS ETC	125	612	318	551 ESSNTL. OIL, PERFUME, FLAVR	155	553	296
744 MECHANICAL HANDLING EQUIP	847	1 371	721	553 PERFUMERY, COSMETICS, ETC.	3 077	489	262
745 OTH. NONELEC MCH, TOOL, NES	284	1 570	839	554 SOAP, CLEANERS, POLISH, ETC	161	1 229	652
746 BALL OR ROLLER BEARINGS	183	785	416	571 POLYMERS OF ETHYLENE	17 184	3 577	1 877
747 TAPS, COCKS, VALVES, ETC.	206	343	180	572 POLYMERS OF STYRENE	2 140	683	363
748 TRANSMISSIONS SHAFTS ETC	221	604	321	573 POLYMERS, VINYL CHLORIDE	2 179	671	353
749 NON-ELECT MACH. PARTS, ETC	525	1 207	646	574 POLYACETAL, POLYCARBONATE	1 840	775	407
751 OFFICE MACHINES	13	92	50	575 OTH. PLASTIC, PRIMARY FORM	11 200	3 339	1 773
752 AUTOMATC. DATA PROC. EQUIP	8	202	104	582 PLASTIC PLATE, SHEETS, ETC	1 922	1 425	754
754 TELECOMM. EQUIP. PARTS NES	9	188	91	591 INSECTICIDES, ETC.	1 094	1 930	1 020
771 ELECT POWER MACHNRY PARTS	612	779	411	592 STARCHES, INULIN, ETC.	5 066	1 015	532
772 ELECT. SWITCH, RELAY, CIRCUIT	251	1 347	714	598 MISC. CHEMICAL PRODTS, NES	15 540	4 462	2 359
773 ELECTR. DISTRIBUT. EQPT NES	1 077	1 049	555	625 RUBBER TYRES, TUBES, ETC.	943	710	377
775 DOM. ELEC. NON-ELEC. EQUIPT	150	204	106	629 ARTICLES OF RUBBER, NES	76	241	126
778 ELECTRIC MACH. APPART. NES	250	767	406	635 WOOD MANUFACTURES, NES	45	72	39
781 PASS. MOTOR VEHCLS. EX. BUS	4 807	6 212	3 333	641 PAPER AND PAPERBOARD	4 341	1 290	684
782 GOODS, SPCL TRANSPORT VEH	4 416	2 043	1 102	642 PAPER, PAPERBOARD, CUT ETC	1 235	1 106	577
783 ROAD MOTOR VEHICLES NES	1 335	800	428	651 TEXTILE YARN	266	568	302
784 PARTS, TRACTORS, MOTOR VEH	3 289	5 103	2 719	652 COTTON FABRICS, WOVEN	341	771	413
785 CYCLES, MOTORCYCLES ETC.	13	75	39	653 FABRICS, MAN-MADE FIBRES	663	1 066	559
786 TRAILERS, SEMI-TRAILER, ETC	1 721	1 036	554	657 SPECIAL YARN, TXTL. FABRIC	561	405	214
791 RAILWAY VEHICLES, EQUIPNT	1 274	892	467	661 LIME, CEMENT, CONSTR. MATRL	3 000	56	32
793 SHIP, BOAT, FLOAT, STRUCTRS	455 740	33 408	19 186	662 CLAY, REFRACT. CONSTR. MATRL	1 833	538	289
813 LIGHTING FIXTURES ETC. NES	145	201	157	663 MINERAL MANUFACTURES, NES	419	290	153
821 FURNITURE, CUSHIONS, ETC.	319	375	148	664 GLASS	3 046	308	167
831 TRUNK, SUIT-CASES, BAG, ETC	5	150	80	665 GLASSWARE	2 408	431	231
848 CLOTHING, NONTXTL, HEADGEAR	28	67	36	666 POTTERY	67	89	48
851 FOOTWEAR	110	254	136	673 FLAT-ROLLED IRON ETC.	289 969	27 427	14 653
872 MEDICAL INSTRUMENTS NES	82	160	85	674 FLAT-ROLLED PLATED IRON	2 720	399	209
874 MEASURE, CONTROL INSTRMNT	10	462	239	679 TUBES, PIPES, ETC. IRON, STL	209	94	51
882 PHOTO. CINEMATOGRPH. SUPPL	103	106	52	684 ALUMINIUM	1 951	2 194	1 150
882 PRINTED MATTER	105	157	81	691 METALLIC STRUCTURES NES	798	162	86
893 ARTICLES, NES, OF PLASTICS	2 307	904	475	692 CONTAINERS, STORAGE, TRNSP	103	78	43
895 OFFICE STATIONERY SUPPLS	19	408	216	693 WIRE PRODUCTS EXCL. ELECT	269	111	61
897 GOLD, SILVERWARE, JEWEL NES	7	108	59	695 TOOLS	231	495	266
899 MISC MANUFACTRD GOODS NES	41	66	35	697 HOUSEHOLD EQUIPMENT, NES	120	85	45
IVORY COAST				699 MANUFACT. BASE METAL, NES	1 133	836	441
IMPORTS	2 211 896	428 823	227 795	712 STEAM TURBINES	4	302	161
001 LIVE ANIMALS	2	124	67	713 INTRNL COMBUS PSTN ENGIN	153	840	448
				716 ROTATING ELECTRIC PLANT	61	122	63
				721 AGRIC. MACHINES, EX. TRACTR	525	372	200

7 IMPORTS AND EXPORTS (SPECIAL TRADE) BY COUNTRIES OF PRODUCTION AND CONSUMPTION AND BY GROUPS OF THE SITC-REV. III 1989

GROUP DESCRIPTION	DT = 100 KG	1 000 DM	1 000 \$	GROUP DESCRIPTION	DT = 100 KG	1 000 DM	1 000 \$
722 TRACTORS	710	674	352	514 NITROGEN-FUNCT.COMPOUNDS	1 949	7 170	3 828
723 CIVIL ENGINEERING EQUIPT	714	592	311	516 OTHER ORGANIC CHEMICALS	48	99	52
724 TEXTILE, LEATHER MACHINES	1 382	6 704	3 509	522 INORGANIC CHEM.ELEMENTS	7 021	1 202	642
725 PAPER,PULP MILL MACHINES	46	268	147	523 METAL.SALTS, INORGAN.ACID	14 282	2 009	1 063
726 PRINTING, BOOKBINDING MACHS	153	913	488	524 OTHER CHEMICAL COMPOUNDS	2 646	182	96
727 FOOD-PROCESS.MCH.NON DOM	129	523	277	531 SYNTH.COLOURS, LAKES, ETC.	991	3 457	1 847
728 OTH.MACH.PTS, SPCL INDUST	771	3 031	1 598	533 PIGMENTS, PAINTS, ETC.	1 482	759	395
731 METAL REMOVAL WORK TOOLS	113	96	51	541 MEDICINES, ETC. EXC. GRP542	133	1 560	843
733 MACH-TOOLS, METAL-WORKING	202	379	200	542 MEDICAMENTS	812	2 629	1 408
735 PARTS, NES, FOR MACH-TOOLS	4	150	79	554 SOAP, CLEANERS, POLISH, ETC	1 580	887	469
741 HEATING, COOLING EQUIP, PART	.	.	.	562 FERTILIZER, EXCEPT GRP272	25 878	604	322
742 PUMPS FOR LIQUIDS, PARTS	32	442	236	571 POLYMERS OF ETHYLENE	8 824	1 999	1 053
743 PUMPS NES, CENTRIFUGS ETC	132	565	301	572 POLYMERS OF STYRENE	2 379	841	448
744 MECHANICAL HANDLING EQUIP	915	1 149	615	573 POLYMERS, VINYL CHLORIDE	1 844	406	217
745 OTH.NONELEC MCH, TOOL, NES	526	3 080	1 628	574 POLYACETAL, POLYCARBONATE	910	198	107
746 BALL OR ROLLER BEARINGS	93	350	189	575 OTH.PLASTIC, PRIMARY FORM	3 275	1 219	641
747 TAPS, COCKS, VALVES, ETC.	28	132	64	581 PLASTIC TUBE, PIPE, HOSE	664	232	125
748 TRANSMISSIONS SHAFTS ETC	148	449	241	582 PLASTIC PLATE, SHEETS, ETC	534	235	123
749 NON-ELECT MACH. PARTS, ETC	25	223	116	591 INSECTICIDES, ETC.	467	953	504
751 OFFICE MACHINES	38	174	91	592 STARCHES, INULIN, ETC.	1 711	298	155
752 AUTOMATC. DATA PROC. EQUIP	3	74	39	593 EXPLOSIVES, PYROTECHNICS	277	201	109
759 PARTS, FOR OFFICE MACHINES	6	100	53	597 PREPRD ADDITIVES, LIQUIDS	261	168	87
762 RADIO-BROADCAST RECEIVER	8	76	39	598 MSC.CHEMICAL PRODS. NES	6 018	4 609	2 431
764 TELECOMM. EQUIP. PARTS NES	50	1 190	627	600 CPL IND PLANT CHAP 69-76	784	272	146
771 ELECT POWER MACHNY. PARTS	92	117	64	621 MATERIALS OF RUBBER	396	272	147
772 ELEC. SWITCH. RELAY. CIRCUIT	152	264	141	625 RUBBER TYRES, TUBES, ETC.	7 271	1 682	892
773 ELECTR. DISTRIBUT. EQPT NES	1 301	1 517	867	629 ARTICLES OF RUBBER, NES	107	264	138
774 ELECTRO-MEDCL. XRAY EQUIP	53	1 152	620	641 PAPER AND PAPERBOARD	5 578	742	393
775 DOM. ELEC. NON-ELEC. EQUIPT	22	64	32	642 PAPER, PAPERBOARD, CUT ETC	289	140	70
778 ELECTRIC. MACH. APPART. NES	1 215	1 115	594	657 SPECIAL YARN, TXTL. FABRIC	429	420	227
781 PASS. MOTOR VEHCLS. EX. BUS	3 125	9 453	4 966	661 LIME, CEMENT, CONSTR. MATRL	225 664	2 849	1 524
782 GOODS, SPCL TRANSPORT VEH	6 286	8 837	4 728	662 CLAY, REFRCT. CONSTR. MATRL	1 448	327	126
783 ROAD MOTOR VEHICLES NES	176	137	78	663 MINERAL MANUFACTURES, NES	208	232	173
784 PARTS, TRACTORS, MOTOR VEH	1 710	5 274	2 796	665 GLASSWARE	2 987	388	203
785 CYCLES, MOTORCYCLES ETC.	945	484	259	666 POTTERY	80	295	154
786 TRAILERS, SEMI-TRAILER, ETC	548	337	173	672 INGOTS ETC. IRON OR STEEL	64 711	3 843	2 112
813 LIGHTING FIXTURES ETC. NES	64	117	60	673 FLAT-ROLLED IRON ETC.	4 989	547	291
872 MEDICAL INSTRUMENTS NES	14	88	44	674 FLAT-ROLLED PLATED IRON	2 348	283	152
874 MEASURE, CONTROL INSTRMNT	20	632	336	676 IRON, STL, BAR, SHAPES ETC.	13 231	1 312	697
881 PHOTOGRAPH APPAR. ETC. NES	18	72	37	678 WIRE OF IRON OR STEEL	5 113	790	424
882 PHOTO. CINEMATOGRPH. SUPPL	1 049	1 355	731	679 TUBES, PIPES, ETC. IRON, STL	39 414	4 943	2 655
891 ARMS AND AMMUNITION	393	296	153	682 COPPER	3 025	2 245	1 200
892 PRINTED MATTER	194	358	186	684 ALUMINIUM	58	69	38
893 ARTICLES, NES, OF PLASTICS	1 034	536	289	691 METALLIC STRUCTURES NES	2 849	1 728	943
894 BABY CARRIAGE, TOYS, GAMES	43	78	41	692 CONTAINERS, STORAGE, TRNSP	635	672	356
895 OFFICE, STATIONERY SUPPLS	198	734	392	693 WIRE PRODUCTS EXCL. ELECT	527	242	129
897 GOLD, SILVERWARE, JEWEL NES	13	924	497	694 NAILS, SCREWS, NUTS, ETC.	1 687	863	448
898 MUSICAL INSTRUMENTS, ETC.	24	143	77	695 TOOLS	1 068	3 298	1 762
899 MISC MANUFACTRD GOODS NES	68	191	101	696 CUTLERY	82	131	73
GHANA				697 HOUSEHOLD EQUIPMENT, NES	110	74	36
IMPORTS	2 858 638	476 686	255 589	699 MANUFACTS. BASE METAL, NES	10 235	2 202	1 151
034 FISH, FRESH, CHILLED, FPOZN	160	104	57	700 CPL IND PLANT (84/85/87)	5 130	3 990	2 132
054 VEGETABLES	302	62	31	711 STEAM GENER. BOILERS, ETC.	10	101	52
057 FRUIT, NUTS EXCL. OIL NUTS	5 657	763	405	713 INTRNL COMBUS PSTN ENGIN	962	2 681	1 442
071 COFFEE, COFFEE SUBSTITUTE	1 133	411	217	716 ROTATING ELECTRIC PLANT	274	740	398
072 COCOA	97 271	28 889	15 407	721 AGRIC. MACHINES, EX. TRACTR	643	544	287
231 NATURAL RUBBER, ETC.	2 017	290	156	722 TRACTORS	659	703	360
247 WOOD ROUGH, ROUGH SQUARED	720 837	34 982	18 795	723 CIVIL ENGINEERING EQUIPT	4 092	5 739	3 035
248 WOOD, SIMPLY WORKED	226 146	26 018	13 894	724 TEXTILE, LEATHER MACHINES	257	1 613	877
277 NATURAL ABRASIVES, NES	1 066	1 066	555	725 PAPER, PULP MILL MACHINES	81	342	186
285 ALUMINIUM ORE, CONSTR. ETC	988 153	6 953	3 665	726 PRINTING, BOOKBINDING MACHS	279	1 086	582
288 NON-FERROUS WASTE, SCRAP	7 840	2 503	1 336	727 FOOD-PROCESS.MCH.NON DOM	441	2 674	1 476
289 PREC. METAL DRES, CONSTRPTS	2	4 296	2 302	728 OTH.MACH.PTS, SPCL INDUST	1 903	4 988	2 601
634 VENEERS, PLYWOOD, ETC.	38 708	8 170	4 357	731 METAL REMOVAL WORK TOOLS	161	463	249
635 WOOD MANUFACTURES, NES	511	156	84	733 MACH-TOOLS, METAL-WORKING	306	888	483
667 PEARLS, PRECIOUS STONES	.	.	.	735 PARTS, NES, FOR MACH-TOOLS	117	532	287
684 ALUMINIUM	777 677	290 640	155 941	737 METALWORKING MACHNRY NES	90	169	93
716 ROTATING ELECTRIC PLANT	96	62	34	741 HEATING, COOLING EQUIP, PART	.	.	.
727 FOOD-PROCESS.MCH.NON DOM	43	109	59	742 PUMPS FOR LIQUIDS, PARTS	174	977	521
772 ELEC. SWITCH. RELAY. CIRCUIT	6	86	46	743 PUMPS NES, CENTRIFUGS ETC	452	1 926	1 053
821 FURNITURE, CUSHIONS, ETC.	678	171	89	744 MECHANICAL HANDLING EQUIP	1 522	2 861	1 577
899 MISC MANUFACTRD GOODS NES	54	112	61	745 OTH.NONELEC MCH, TOOL, NES	499	2 533	1 352
971 GOLD, NONMONTRY EXCL ORES	35	69 817	37 568	746 BALL OR ROLLER BEARINGS	21	130	67
EXPORTS	1 067 877	188 666	100 718	747 TAPS, COCKS, VALVES, ETC.	112	506	267
011 BOVINE MEAT	1 041	123	66	748 TRANSMISSIONS SHAFTS ETC	224	717	383
012 OTHER MEAT, MEAT OFFAL	2 380	267	142	749 NON-ELECT MACH. PARTS, ETC	140	1 110	604
022 MILK AND CREAM	12 801	3 996	2 142	751 OFFICE MACHINES	32	238	129
034 FISH, FRESH, CHILLED, FROZN	10 003	650	338	752 AUTOMATC. DATA PROC. EQUIP	31	332	177
035 FISH, DRIED, SALTED, SMOKED	900	471	244	759 PARTS, FOR OFFICE MACHINES	16	203	109
037 FISH ETC. PREPD, PRSVD, NES	5 803	2 690	1 417	761 TELEVISION RECEIVERS ETC	8	99	52
046 MEAL, FLOUR OF WHEAT, MSLN	67 466	2 878	1 528	763 SOUND RECORDER, PHONOGRPH	4	100	50
048 CEREAL PREPARATIONS	30 574	1 975	1 031	764 TELECOMM. EQUIP. PARTS NES	14	412	211
054 VEGETABLES	98	190	99	771 ELECT POWER MACHNY. PARTS	33	78	43
061 SUGARS, MOLASSES, HONEY	195 550	13 654	7 297	772 ELEC. SWITCH. RELAY. CIRCUIT	741	1 225	658
081 ANIMAL FEED STUFF	3 493	396	210	773 ELECTR. DISTRIBUT. EQPT NES	10	93	51
112 ALCOHOLIC BEVERAGES	618	150	78	774 ELECTRO-MEDCL. XRAY EQUIP	11	1 252	718
269 WORN CLOTHING, TEXTIL. ARTL	18 980	4 345	325	775 DOM. ELEC. NON-ELEC. EQUIPT	44	86	40
278 OTHER CRUDE MINERALS	1 843	114	60	778 ELECTRIC. MACH. APPART. NES	3 285	2 380	1 269
292 CRUDE VEG. MATERIALS, NES	93	180	96	781 PASS. MOTOR VEHCLS. EX. BUS	7 532	6 350	3 414
334 PETROLEUM PRODUCTS	4 637	651	351	782 GOODS, SPCL TRANSPORT VEH	8 971	6 776	3 604
335 RESIDUAL PETROL. PRODUCTS	153 588	4 963	2 701	783 ROAD MOTOR VEHICLES NES	2 432	1 856	987
511 HYDROCARBONS, NES, DERIVTS	1 794	459	243	784 PARTS, TRACTORS, MOTOR VEH	19 537	10 801	5 750
512 ALCOHOL, PHENOL, ETC. DERIV	245	139	72	785 CYCLES, MOTORCYCLES ETC.	283	226	124
513 CARBOXYLIC ACIDS, DERIVTS	428	117	63	786 TRAILERS, SEMI-TRAILER, ETC	1 698	1 889	982
				793 SHIP, BOAT, FLOAT. STRUCTRS	843	1 500	792
				813 LIGHTING FIXTURES ETC. NES	30	130	72
				821 FURNITURE, CUSHIONS, ETC.	1 068	1 074	563
				845 OTHR. TEXTILE APPAREL, NES	27	79	39
				848 CLOTHING, NONTXTL; HEADGEAR	25	138	71

7 IMPORTS AND EXPORTS (SPECIAL TRADE) BY COUNTRIES OF PRODUCTION AND CONSUMPTION AND BY GROUPS OF THE SITC-REV. III 1989

GROUP DESCRIPTION	DT = 100 KG	1 000 DM	1 000 \$	GROUP DESCRIPTION	DT = 100 KG	1 000 DM	1 000 \$
851 FOOTWEAR	182	125	63	772 ELEC.SWITCH.RELAY.CIRCUT	59	276	147
871 OPTICAL INSTRUMENTS,NES	2	136	70	773 ELECTR.DISTRIBT.EQPT NES	140	87	49
872 MEDICAL INSTRUMENTS NES	196	1 261	693	774 ELECTRO-MEDCL.XRAY EQUIP	2	101	52
873 METERS,COUNTERS,NES	38	253	134	775 DOM.ELEC.NON-ELEC.EQUIPT	220	276	145
874 MEASURE,CONTROL INSTRMNT	49	896	479	778 ELECTRIC.MACH.APPART.NES	780	362	180
881 PHOTOGRAPH APPAR.ETC.NES	11	113	59	781 PASS.MOTOR VEHCLS.EX.BUS	5 891	11 163	5 957
882 PHOTO.CINEMATOGRPH.SUPPL	285	482	253	782 GOODS,SPCL TRANSPORT VEH	3 976	4 633	2 427
884 OPTICAL GOODS NES	1	99	51	783 ROAD MOTOR VEHICLES NES	1 960	1 414	758
892 PRINTED MATTER	85	82	41	784 PARTS,TRACTORS,MOTOR VEH	2 689	1 848	996
893 ARTICLES,NES,OF PLASTICS	1 222	951	501	785 CYCLES,MOTORCYCLES ETC.	388	242	125
899 MISC MANUFCTRD GOODS NES	12	194	104	786 TRAILERS,SEMI-TRAILR,ETC	902	221	121
941 COMPL IND PLANT CHAPT 99	472	138	75	791 RAILWAY VEHICLES.EQUIPNT	118	110	58
				813 LIGHTNG FIXTURES ETC.NES	103	138	72
TOGO				821 FURNITURE,CUSHIONS,ETC.	157	120	63
IMPORTS	56 542	20 749	11 048	872 MEDICAL INSTRUMENTS NES	78	132	69
001 LIVE ANIMALS	23	154	82	874 MEASURE,CONTROL INSTRMNT	24	336	174
036 CRUSTACEANS,MOLLUSCS ETC	169	291	157	881 PHOTOGRAPH APPAR.ETC.NES	5	73	39
054 VEGETABLES	277	85	45	882 PHOTO.CINEMATOGRPH.SUPPL	59	97	53
057 FRUIT,NUTS EXCL.OIL NUTS	1 172	317	168	891 ARMS AND AMMUNITION	7	73	38
071 COFFEE,COFFEE SUBSTITUTE	24 177	8 743	4 660	892 PRINTED MATTER	163	237	126
072 COCOA	18 912	6 797	3 592	893 ARTICLES,NES,OF PLASTICS	203	198	104
075 SPICES	165	85	48	895 OFFICE,STATIONERY SUPPLS	23	227	120
263 COTTON	9 475	2 233	1 182	897 GOLD,SILVERWARE,JEWL NES	85	44	44
288 NON-FERROUS WASTE,SCRAP	1 373	473	252	898 MUSICAL INSTRUMENTS,ETC.	61	34	34
292 CRUDE VEG.MATERIALS, NES	191	310	167				
667 PEARLS,PRECIOUS STONES	.	.	.	BENIN			
781 PASS.MOTOR VEHCLS.EX.BUS	42	63	33	IMPORTS	16 881	3 790	1 981
896 WORKS OF ART,ANTIQUE ETC	22	67	36	071 COFFEE,COFFEE SUBSTITUTE	2 038	775	392
971 GOLD,NONMONTRY EXCL ORES		123	66	263 COTTON	6 393	1 644	864
				288 NON-FERROUS WASTE,SCRAP	205	98	53
EXPORTS	302 637	74 980	39 795	422 FIXED VEG.FAT,OILS,OTHER	7 847	659	348
011 BOVINE MEAT	2 645	261	144	651 TEXTILE YARN	72	71	38
012 OTHER MEAT, MEAT OFFAL	1 660	147	77				
022 MILK AND CREAM	726	79	40	EXPORTS	67 918	30 502	16 201
024 CHEESE AND CURD	132	77	34	022 MILK AND CREAM	2 003	560	290
034 FISH,FRESH,CHILLED,FROZN	17 195	1 191	633	037 FISH ETC.PRPD,PRSDV.NES	1 000	461	239
048 CEREAL PREPARATIONS	1 036	187	95	054 VEGETABLES	100	110	59
057 FRUIT,NUTS EXCL.OIL NUTS	467	63	32	112 ALCOHOLIC BEVERAGES	1 452	235	125
061 SUGARS,MOLASSES,HONEY	101 327	6 404	3 460	122 TOBACCO, MANUFACTURED	116	151	82
098 EDIBLE PRD.PRPRTNS,NES	1 986	1 146	602	269 WORN CLOTHING,TEXTL.ARTL	5 261	1 158	619
111 NON-ALCOHOL.BEVERAGE,NES	840	64	34	421 FIXED VEG.FAT,OILS, SOFT	1 000	113	60
112 ALCOHOLIC BEVERAGES	830	133	70	522 INORGANIC CHEM.ELEMENTS	4 047	314	164
122 TOBACCO, MANUFACTURED	31	76	42	531 SYNTH.COLOURS,LAKES,ETC.	467	2 082	1 112
269 WORN CLOTHING,TEXTL.ARTL	28 701	5 163	2 743	533 PIGMENTS, PAINTS, ETC.	650	353	192
273 STONE, SAND AND GRAVEL	5 475	57	31	541 MEDICINES,ETC.EXC.GRP542	52	269	141
278 OTHER CRUDE MINERALS	1 176	79	41	542 MEDICAMENTS	95	241	130
292 CRUDE VEG.MATERIALS, NES	104	146	78	553 PERFUMERY,COSMETICS,ETC.	31	218	116
334 PETROLEUM PRODUCTS	515	61	32	554 SOAP,CLEANERS,POLISH,ETC	737	490	262
395 RESIDUAL PETROL.PRODUCTS	386	56	30	575 OTH.PLASTIC,PRIMARY FORM	1 782	574	306
522 INORGANIC CHEM.ELEMENTS	2 805	353	187	591 INSECTICIDES, ETC.	219	358	190
523 METAL.SALTS,INORGAN.ACID	11 972	1 326	701	598 MISC.CHEMICAL PRDCTS,NES	1 105	691	364
524 OTHER CHEMICAL COMPOUNDS	996	61	32	625 RUBBER TYRES,TUBES,ETC.	14 852	1 181	621
531 SYNTH.COLOURS,LAKES,ETC.	210	923	492	642 PAPER,PAPERBOARD,CUT ETC	83	68	37
541 MEDICINES,ETC.EXC.GRP542	22	171	92	652 COTTON FABRICS, WOVEN	777	2 814	1 472
542 MEDICAMENTS	17	710	372	653 FABRICS,MAN-MADE FIBRES	114	162	87
553 PERFUMERY,COSMETICS,ETC.	61	99	50	662 CLAY,REFRCT.CONSTR.MATRL	1 148	78	42
554 SOAP,CLEANERS,POLISH,ETC	579	277	146	663 MINERAL MANUFACTURES,NES	38	67	33
591 INSECTICIDES, ETC.	580	1 426	743	679 TUBES,PYPES,ETC.IRON,STL	15 350	1 883	1 071
592 STARCHES,INULIN,ETC.	233	110	58	691 METALLIC STRUCTURES NES	253	256	130
597 PRPD ADDITIVES,LIQUIDS	567	310	165	695 TOOLS	63	275	144
598 MISC.CHEMICAL PRDCTS,NES	844	289	158	696 CUTLERY	99	248	131
621 MATERIALS OF RUBBER	67	87	45	699 MANUFACTS.BASE METAL,NES	231	242	127
625 RUBBER TYRES,TUBES,ETC.	1 515	433	231	716 ROTATING ELECTRIC PLANT	141	400	217
641 PAPER AND PAPERBOARD	503	132	71	723 CIVIL ENGINEERING EQUIPT	210	295	154
642 PAPER,PAPERBOARD,CUT ETC	250	125	67	728 OTH.MACH,PTS,SPCL INDUST	2 432	2 276	1 200
652 COTTON FABRICS, WOVEN	577	551	307	731 METAL REMOVAL WORK TOOLS	45	113	57
653 FABRICS,MAN-MADE FIBRES	76	87	46	742 PUMPS FOR LIQUIDS,PARTS	83	155	85
663 MINERAL MANUFACTURES,NES	13	110	61	743 PUMPS NES,CENTRIFUGS ETC	169	317	164
665 GLASSWARE	4 685	470	246	744 MECHANICAL HANDLING EQUIP	1 736	2 475	1 324
666 POTTERY	436	97	55	745 OTH.NONELEC MCH,TOOL,NES	146	277	144
673 FLAT-ROLLED IRON ETC.	75 676	7 569	4 035	747 TAPS,COCKS,VALVES,ETC.	71	148	77
679 TUBES,PIPES,ETC.IRON,STL	329	124	64	751 OFFICE MACHINES	14	66	36
684 ALUMINIUM	66	183	93	752 AUTOMATC.DATA PROC.EQUIP	10	623	355
691 METALLIC STRUCTURES NES	100	102	57	764 TELECOMM.EQUIP,PARTS NES	7	155	80
694 NAILS,SCREWS,NUTS,ETC.	652	196	104	774 ELECTRO-MEDCL.XRAY EQUIP	2	90	48
695 TOOLS	148	233	123	776 TRANSISTORS,VALVES,ETC.	1	135	71
699 MANUFACTS.BASE METAL,NES	257	227	120	778 ELECTRIC.MACH.APPART.NES	29	121	64
713 INTRNL COMBUS PSTN ENGIN	149	345	184	781 PASS.MOTOR VEHCLS.EX.BUS	1 029	814	430
716 ROTATING ELECTRIC PLANT	41	125	67	782 GOODS,SPCL TRANSPORT VEH	1 054	1 420	748
722 TRACTORS	328	517	266	784 PARTS,TRACTORS,MOTOR VEH	563	1 185	628
723 CIVIL ENGINEERING EQUIPT	6 529	7 914	4 156	785 CYCLES,MOTORCYCLES ETC.	291	235	124
727 FOOD-PROCESS.MCH.NON DOM	552	3 054	1 606	786 TRAILERS,SEMI-TRAILR,ETC	860	516	273
728 OTH.MACH,PTS,SPCL INDUST	106	407	212	811 PREFABRICATED BUILDINGS	132	89	46
731 METAL REMOVAL WORK TOOLS	28	59	31	813 LIGHTNG FIXTURES ETC.NES	50	62	31
733 MACH-TOOLS,METAL-WORKING	136	76	42	821 FURNITURE,CUSHIONS,ETC.	100	76	38
737 METALWORKING MACHNRY NES	75	90	47	871 OPTICAL INSTRUMENTS,NES	1	73	38
741 HEATNG,COOLNG EQUIP,PART	.	.	.	874 MEASURE,CONTROL INSTRMNT	17	549	298
742 PUMPS FOR LIQUIDS,PARTS	92	219	113	882 PHOTO.CINEMATOGRPH.SUPPL	87	122	61
743 PUMPS NES,CENTRIFUGS ETC	55	451	234	892 PRINTED MATTER	22	79	40
744 MECHANICAL HANDLING EQUIP	354	515	276	893 ARTICLES,NES,OF PLASTICS	76	105	53
745 OTH.NONELEC MCH,TOOL,NES	80	713	377	895 OFFICE,STATIONERY SUPPLS	49	113	60
748 TRANSMISSIONS SHAFTS ETC	27	143	77	897 GOLD,SILVERWARE,JEWL NES	7	374	194
749 NON-ELECT MACH.PARTS,ETC	49	206	111				
751 OFFICE MACHINES	26	136	72	NIGERIA			
752 AUTOMATC.DATA PROC.EQUIP	3	88	47	IMPORTS	45 015 416	1 305 693	697 403
764 TELECOMM.EQUIP,PARTS NES	43	1 037	554				

7 IMPORTS AND EXPORTS (SPECIAL TRADE) BY COUNTRIES OF PRODUCTION AND CONSUMPTION AND BY GROUPS OF THE SITC-REV. III 1989

GROUP DESCRIPTION	DT = 100 KG	1 000 DM	1 000 \$	GROUP DESCRIPTION	DT = 100 KG	1 000 DM	1 000 \$
034 FISH,FRESH,CHILLED,FROZN	46	410	221	581 PLASTIC TUBE,PIPE,HOSE	10 582	5 825	3 082
036 CRUSTACEANS,MOLLUSCS ETC	317	493	262	582 PLASTIC PLATE,SHEETS,ETC	5 832	4 171	2 208
058 FRUIT,PRESERVED,PREPARED	735	193	102	591 INSECTICIDES, ETC.	2 043	1 991	1 076
071 COFFEE,COFFEE SUBSTITUTE	3 756	1 238	663	592 STARCHES,INULIN,ETC.	19 138	2 753	1 494
072 COCOA	219 370	67 117	36 191	593 EXPLOSIVES,PYROTECHNICS	9 368	8 073	4 258
075 SPICES	637	149	78	597 PREPARED ADDITIVES,LIQUIDS	3 662	1 538	813
081 ANIMAL FEED STUFF	202 872	5 246	2 740	598 MISC.CHEMICAL PRODS.NES	16 355	7 732	4 093
222 OILSEED(SFT.FIX VEG.OIL)	20 384	1 197	644	600 CPL IND PLANT CHAP 69-76	3 241	8 180	4 416
223 OILSEED(OTH.FIX.VEG.OIL)	2 500	124	63	612 MANUFACT. LEATHER ETC.NES	5	71	36
231 NATURAL RUBBER, ETC.	40 842	6 518	3 456	621 MATERIALS OF RUBBER	1 950	1 891	1 003
247 WOOD ROUGH,ROUGH SQUARED	1 235	243	128	625 RUBBER TYRES,TUBES,ETC.	18 164	7 002	3 766
248 WOOD, SIMPLY WORKED	4 524	378	197	629 ARTICLES OF RUBBER, NES	443	1 380	736
263 COTTON	782	251	138	634 VENEERS, PLYWOOD, ETC.	3 888	1 042	559
282 FERROUS WASTE AND SCRAP	8 709	134	68	635 WOOD MANUFACTURES, NES	1 217	1 405	758
287 DRE,CONCENTR.BASE METALS	1 280	844	448	641 PAPER AND PAPERBOARD	60 079	14 861	7 864
288 NON-FERROUS WASTE, SCRAP	47 255	15 005	7 998	642 PAPER,PAPERBOARD,CUT ETC	3 938	1 596	847
292 CRUDE VEG.MATERIALS, NES	8 728	2 486	1 316	651 TEXTILE YARN	148	582	307
333 PETROLEUM OILS, CRUDE	44 090 326	1 179 080	629 536	652 COTTON FABRICS, WOVEN	1 514	6 274	3 369
512 ALCOHOL,PHENOL,ETC.DERIV	25 764	4 345	2 287	653 FABRICS,MGN-MADE FIBRES	747	275	144
562 FERTILIZER,EXCEPT GRP272	324 295	7 691	4 178	654 OTH.TEXTILE FABRIC,WOVEN	90	141	81
667 PEARLS,PRECIOUS STONES	-	-	-	655 KNIT,CROCHET.FABRIC NES	626	275	149
682 COPPER	2 243	991	537	656 TULLE,LACE,EMBROIDERY.ETC	33	75	42
683 NICKEL	50	72	39	657 SPECIAL YARN,TXTL.FABRIC	2 313	1 666	885
684 ALUMINIUM	636	209	106	658 TEXTILE ARTICLES NES	814	621	331
687 TIN	1 085	1 689	901	659 FLOOR COVERINGS, ETC.	107	125	66
689 MISC.NON-FERR.BASE METAL	932	285	155	661 LINE,CEMENT,CONSTR.MATRL	568 080	7 555	4 058
714 ENGINES,MOTORS NON-ELECT	6	127	67	662 CLAY,REFRCT.CONSTR.MATRL	39 527	6 440	3 472
716 ROTATING ELECTRIC PLANT	23	116	62	663 MINERAL MANUFACTURES,NES	10 065	2 870	1 533
726 PRINTNG,BOOKBINDNG MACHS	90	85	43	664 GLASS	4 690	898	475
728 OTH.MACH.PTS,SPLC INDUST	704	157	80	665 GLASSWARE	432	463	249
749 NON-ELECT MACH.PARTS,ETC	20	57	30	667 PEARLS,PRECIOUS STONES	-	-	-
752 AUTOMATC.DATA PROC.EQUIP	5	255	136	671 PIG IRON,SPIEGELEISH,ETC	1 181	177	93
759 PARTS,FOR OFFICE MACHINS	1	128	67	673 FLAT-ROLLED IRON ETC.	435 238	54 556	28 538
764 TELECOMM.EQUIP,PARTS NES	2	301	162	674 FLAT-ROLLED PLATED IRON	23 287	4 452	2 382
781 PASS.MOTOR VEHCLS.EX.BUS	200	453	243	675 FLAT-ROLLED, ALLOY STEEL	245	60	31
792 AIRCRAFT,ASSOCTD.EQUIPNT	24	580	310	676 IRON,STL.BAR,SHAPES ETC.	24 740	2 327	1 240
821 FURNITURE,CUSHIONS,ETC.	1 206	65	34	677 RAILWAY TRACK IRON,STEEL	3 632	1 316	667
871 OPTICAL INSTRUMENTS,NES	1	59	32	678 WIRE OF IRON OR STEEL	2 621	601	321
874 MEASURE,CONTROL INSTRMIT	6	298	156	679 TUBES,PIPES,ETC.IRON,STL	153 613	23 985	13 087
EXPORTS	3 538 972	997 934	533 481	682 COPPER	13 659	12 537	6 673
001 LIVE ANIMALS	1 148	487	259	684 ALUMINIUM	3 469	2 953	1 588
012 OTHER MEAT, MEAT OFFAL	108	61	685	686 LEAD	3 156	398	217
022 MILK AND CREAM	35 900	11 210	6 056	686 ZINC	10 178	2 574	1 383
023 BUTTER,OTHER FAT OF MILK	375	99	53	691 METALLIC STRUCTURES NES	12 231	6 751	3 605
024 CHEESE AND CURD	164	118	62	692 CONTAINERS, STORAGE,TRNSP	1 747	1 681	899
034 FISH,FRESH,CHILLED,FROZN	55 237	3 466	1 849	693 WIRE PRODUCTS EXCL.ELECT	15 860	2 424	1 306
046 MEAL,FLOUR OF WHEAT,MSLN	25 970	1 377	718	694 NAILS, SCREWS,NUTS,ETC.	2 723	1 074	581
048 CEREAL PREPARATIONS	30 762	2 053	1 849	695 TOOLS	4 858	7 254	3 872
054 VEGETABLES	785	986	1 052	696 CUTLERY	382	793	420
061 SUGARS,MOLASSES,HONEY	358 504	20 364	10 938	697 HOUSEHOLD EQUIPMENT,NES	88	148	72
071 COFFEE,COFFEE SUBSTITUTE	65	173	91	699 MANUFACTS.BASE METAL,NES	12 891	8 055	4 268
081 ANIMAL FEED STUFF	2 670	378	203	700 CPL IND PLANT (84/85/87)	1 374	2 416	1 291
098 EDIBLE PROD.PREPRPTS,NES	2 867	2 268	1 224	711 STEAM GENER. BOILERS,ETC.	1 268	1 603	866
111 NON-ALCOHOL.BEVERAGES,NES	737	118	62	712 STEAM TURBINES	15	702	393
112 ALCOHOLIC BEVERAGES	20 975	4 366	2 333	713 INTRNL COMBUS PSTN ENGIN	6 467	12 211	6 564
232 SYNTHETIC RUBBER, ETC.	2 038	996	62	714 ENGINES,MOTORS NON-ELECT	12	2 125	1 103
248 WOOD, SIMPLY WORKED	433	83	2 333	716 ROTATING ELECTRIC PLANT	1 108	4 212	2 211
266 SYNTHETIC FIBRES	734	377	535	718 OTH.POWR.GENRTNG.MACHNRY	648	3 200	1 723
267 OTHER MAN-MADE FIBRES	122	74	45	721 AGRIC. MACHINES,EX.TRACTR	975	1 552	831
269 WORN CLOTHING,TEXTL.ARTL	20 500	4 998	202	722 TRACTORS	278	459	247
272 FERTILIZERS, CRUDE	725	110	40	723 CIVIL ENGINEERING EQUIPT	12 229	11 888	6 314
273 STONE, SAND AND GRAVEL	6 406	202	2 671	724 TEXTILE,LEATHER MACHINES	10 520	38 667	20 703
274 SULPHUR,UNRSTD.IRON PYPS	5 233	260	57	725 PAPER,PULP MILL MACHINES	231	1 103	590
278 OTHER CRUDE MINERALS	443 397	8 248	107	726 PRINTNG,BOOKBINDNG MACHS	1 326	7 068	3 685
287 DRE,CONCENTR.BASE METALS	619	87	139	727 FOOD-PROCESS.MCH.NON DOM	3 732	11 096	5 805
292 CRUDE VEG.MATERIALS, NES	1 185	2 011	4 388	728 OTH.MACH.PTS,SPLC INDUST	4 877	12 950	6 943
321 COAL,NOT AGGLOMERATED	1 546	108	48	731 METAL REMOVAL WORK TOOLS	545	916	494
325 COKE,SEMI-COKE,RET.CARBON	5 261	214	1 067	733 MACH-TOOLS,METAL-WORKING	983	2 957	1 557
334 PETROLEUM PRODUCTS	29 586	4 401	57	735 PARTS,NES,FOR MACH-TOOLS	138	1 080	585
335 RESIDUAL PETROL. PRODUCTS	65 134	8 889	115	737 METALWORKING MACHNRY NES	602	1 689	898
411 ANIMAL OILS AND FATS	4 397	526	2 356	741 HEATING,COOLNG EQUIP,PART	-	-	-
422 FIXED VEG.FAT,OILS,OTHER	4 419	832	4 814	742 PUMPS FOR LIQUIDS,PARTS	1 164	5 945	3 167
431 ANIMAL,VEG.FATS,OILS,NES	2 678	561	285	743 PUMPS NES,CENTRIFUGS ETC	4 979	9 485	5 086
511 HYDROCARBONS,NES,DERIVTS	5 737	1 458	437	744 MECHANICAL HANDLNG EQUIP	3 247	5 425	2 924
513 CARBOXYLIC ACIDS,DERIVTS	15 933	5 744	293	745 OTH.NONELEC MCH,TOOL,NES	1 602	12 314	6 508
514 NITROGEN-FUNCT.COMPOUNDS	26 208	5 465	770	746 BALL OR ROLLER BEARINGS	474	1 368	728
515 ORGANIC-INORGANIC COMPNDS	60 505	31 386	3 034	747 TAPS,COCKS,VALVES,ETC.	803	2 265	1 211
516 OTHER ORGANIC CHEMICALS	2 492	4 161	2 890	748 TRANSMISSIONS SHAFTS ETC	2 379	9 293	4 955
522 INORGANIC CHEM.ELEMENTS	11 192	2 423	16 750	749 NON-ELECT MACH.PARTS,ETC	524	2 182	1 159
523 METAL.SALTS,INORGAN.ACID	168 911	14 938	2 211	751 OFFICE MACHINES	441	13 471	7 183
524 OTHER CHEMICAL COMPOUNDS	146 982	6 530	1 283	752 AUTOMATC.DATA PROC.EQUIP	93	1 993	1 048
531 SYNTH.COLOURS, LAKES,ETC.	11 951	937	797	759 PARTS,FOR OFFICE MACHINS	77	984	533
532 DYEING, TANNING MATERIALS	5 946	28 265	3 491	761 TELEVISION RECEIVERS ETC	7	77	43
533 PIGMENTS, PAINTS, ETC	6 704	1 521	488	762 RADIO-BROADCAST RECEIVER	7	78	44
542 MEDICINES,ETC.EXC.GRP542	17 073	6 285	15 017	764 TELECOMM.EQUIP,PARTS NES	3 216	67 100	35 995
542 MEDICAMENTS	284	1 263	809	771 ELECT.POWER MACHNRY,PARTS	2 137	2 144	1 137
551 ESSENTL.OIL,PERFUME,FLAVR	3 755	11 177	3 338	772 ELEC.SWITCH.RELAY.CIRCUIT	2 962	16 516	8 873
553 PERFUMERY,COSMETICS,ETC.	817	1 015	683	773 ELECTR.DISTRIBT.EQPT NES	10 587	15 100	7 985
554 SOAP,CLEANERS,POLISH,ETC	7 992	3 791	5 947	774 ELECTRO-MEDCL,XRAY EQUIP	97	1 773	943
562 FERTILIZER,EXCEPT GRP272	7 960	329	2 478	775 DOM.ELEC.NON-ELEC.EQUIPT	286	472	247
571 POLYMERS OF ETHYLENE	78 138	16 461	2 023	776 TRANSISTORS,VALVES,ETC.	7	14	216
572 POLYMERS OF STYRENE	3 865	1 093	781	778 ELECTRIC.MACH.APPART.NES	17 490	14 235	7 561
573 POLYMERS,VINYL CHLORIDE	28 608	6 416	832	781 PASS.MOTOR VEHCLS.EX.BUS	15 070	21 334	11 432
574 POLYACETAL,POLYCARBONATE	25 739	6 607	8 589	782 GOODS,SPLC TRANSPORT VEH	24 357	31 162	16 922
575 OTH.PLASTIC,PRIMARY FORM	16 715	8 154	3 424	783 ROAD MOTOR VEHICLES NES	4 325	5 132	2 762
579 PLASTIC WASTE, SCRAP ETC	1 041	114	3 478	784 PARTS,TRACTORS,MOTOR VEH	19 685	28 668	15 373
			619	785 CYCLES,MOTORCYCLES ETC.	1 666	922	480
				786 TRAILERS,SEMI-TRAILR,ETC	1 263	1 029	538
				792 AIRCRAFT,ASSOCTD.EQUIPNT	256	44 339	24 397

7 IMPORTS AND EXPORTS (SPECIAL TRADE) BY COUNTRIES OF PRODUCTION AND CONSUMPTION AND BY GROUPS OF THE SITC-REV. III 1989

GROUP DESCRIPTION	DT = 100 KG	1 000 DM	1 000 \$	GROUP DESCRIPTION	DT = 100 KG	1 000 DM	1 000 \$
793 SHIP,BOAT,FLOAT,STRUCTRS	15 210	3 415	1 831	655 KNIT.CROCHET.FABRIC NES	78	84	36
800 CPL IND PLANT CHAP 90/94	241	833	453	657 SPECIAL YARN,TXTL.FABRIC	541	899	475
812 PLUMBNG,SANITRY,EQPT,ETC	176	264	143	658 TEXTILE ARTICLES NES	69	60	32
813 LIGHTNG FIXTURES,ETC,NES	1 747	2 870	1 527	661 LIME,CEMENT,CONSTR.MATRL	16 298	207	107
821 FURNITURE,CUSHIONS,ETC.	957	1 615	862	662 CLAY,REFRCT.CONSTR.MATRL	952	143	77
841 MENS,BOYS CLOTHNG,X-KNIT	16	273	136	663 MINERAL MANUFACTURES,NES	490	383	201
842 WOMEN,GIRL CLOTHNG,XKNIT	4	64	30	664 GLASS	662	161	86
845 OTHR.TEXTILE APPAREL,NES	18	196	101	665 GLASSWARE	2 904	374	204
848 CLOTHNG,NONTXTL;HEADGEAR	61	242	126	672 INGOTS ETC.IRON OR STEEL	1 521	100	53
851 FOOTWEAR	82	295	153	673 FLAT-ROLLED IRON ETC.	36 855	3 611	1 902
871 OPTICAL INSTRUMENTS,NES	2	142	74	674 FLAT-ROLLED PLATED IRON	1 276	207	110
872 MEDICAL INSTRUMENTS NES	1 136	2 454	1 323	675 FLAT-ROLLED, ALLOY STEEL	516	101	55
873 METERS,COUNTERS,NES	44	526	286	676 IRON,STL.BAR,SHAPES ETC.	9 453	890	482
874 MEASURE,CONTROL INSTRMNT	416	13 207	7 018	677 RAILWAY TRACK IRON,STEEL	852	88	48
881 PHOTOGRAPH APPAR,ETC,NES	98	872	459	678 WIRE OF IRON OR STEEL	809	101	54
882 PHOTO.CINEMATOGRPH.SUPL	9 307	12 710	6 721	679 TUBES,PIPES,ETC.IRON,STL	1 818	338	178
884 OPTICAL GOODS NES	6	183	99	682 COPPER	115	76	41
885 WATCHES AND CLOCKS	6	96	51	684 ALUMINIUM	982	5 191	2 698
891 ARMS AND AMMUNITION	14	63	32	685 LEAD	397	67	35
892 PRINTED MATTER	668	1 196	626	691 METALLIC STRUCTURES NES	2 183	771	410
893 ARTICLES,NES,OF PLASTICS	1 232	1 564	824	692 CONTAINERS,STORAGE,TRNSP	77	262	147
894 BABY CARRIAGE,TOYS,GAMES	51	355	186	693 WIRE PRODUCTS EXCL.ELECT	1 504	395	214
895 OFFICE,STATIONERY SUPPLS	978	1 450	775	694 NAILS,SCREWS,NUTS,ETC.	564	242	131
897 GOLD,SILVERWARE,JEWL NES	7	239	126	695 TOOLS	499	1 505	792
898 MUSICAL INSTRUMENTS,ETC.	44	161	84	697 HOUSEHOLD EQUIPMENT,NES	654	406	217
899 MISC MANUFCTRD GOODS NES	251	672	356	699 MANUFACTS.BASE METAL,NES	608	411	214
941 COMPL IND PLANT CHAPT 99	22 212	15 106	8 023	711 STEAM GENER. BOILERS,ETC.	255	143	77
CAMEROON				713 INTRNL COMBUS PSTN ENGINE	239	1 390	737
IMPORTS	1 166 353	259 786	138 400	714 ENGINES,MOTORS NON-ELECT	3	719	386
001 LIVE ANIMALS	17	671	356	716 ROTATING ELECTRIC PLANT	139	595	308
036 CRUSTACEANS,MOLLUSCS ETC	120	230	117	721 AGRIC.MACHINES,EX.TRACTR	166	232	121
071 COFFEE,COFFEE SUBSTITUTE	146 100	69 373	36 966	722 TRACTORS	106	166	95
072 COCOA	177 972	58 221	30 881	723 CIVIL ENGINEERING EQUIPT	4 659	5 956	3 173
075 SPICES	293	157	81	724 TEXTILE,LEATHER MACHINES	204	1 177	629
121 TOBACCO, UNMANUFACTURED	306	292	148	726 PRINTNG,BKDBINDNG MACHS	443	1 251	669
231 NATURAL RUBBER, ETC.	35 847	6 557	3 510	727 FOOD-PROCESS.MCH.NON DOM	419	1 569	842
247 WOOD ROUGH,ROUGH SQUARED	418 916	27 412	14 535	728 OTH.MACH,PTS,SPCL INDUST	687	1 297	684
248 WOOD, SIMPLY WORKED	46 979	3 740	1 976	731 METAL REMOVAL WORK TOOLS	27	91	49
263 COTTON	186 071	45 791	24 438	733 MACH-TOOLS,METAL-WORKING	62	78	42
288 NON-FERROUS WASTE,SCRAP	338	96	52	741 HEATNG,COOLNG EQUIP,PART	72	515	271
292 CRUDE VEG.MATERIALS, NES	197	144	72	742 PUMPS FOR LIQUIDS,PARTS	215	502	267
422 FIXED VEG.FAT,OILS,OTHER	45 321	3 730	1 919	743 PUMPS NES,CENTRIFUGS ETC	1 701	1 795	958
512 ALCOHOL,PHENOL,ETC.DERIV	2 310	403	213	744 MECHANICAL HANDLNG EQUIP	945	5 547	2 950
634 VENEERS, PLYWOOD, ETC.	2 704	501	265	745 OTH.NONELEC MCH,TOOL,NES	18	92	47
652 COTTON FABRICS, WOVEN	879	667	353	746 BALL OR ROLLER BEARINGS	30	99	53
684 ALUMINIUM	98 917	38 926	20 943	747 TAPS,COCKS,VALVES,ETC.	14	136	69
781 PASS.MOTOR VEHCLS.EX.BUS	156	286	153	748 TRANSMISSIONS SHAFTS ETC	81	390	206
EXPORTS	360 679	164 452	87 447	749 NON-ELECT MACH.PARTS,ETC	30	161	82
046 MEAL,FLOUR OF WHEAT,MSLN	12 408	481	249	751 OFFICE MACHINES	20	380	200
048 CEREAL PREPARATIONS	7 583	604	314	752 AUTOM.TC.DATA PROC.EQUIP	13	171	89
054 VEGETABLES	1 353	1 633	875	759 PARTS,FOR OFFICE MACHINS	166	15 268	8 124
061 SUGARS,MOLASSES,HONEY	2 589	863	462	764 TELECOMM.EQUIP.PARTS NES	16	155	79
112 ALCOHOLIC BEVERAGES	865	141	77	771 ELECT POWER MACHNY,PARTS	305	977	514
122 TOBACCO, MANUFACTURED	9 523	18 587	9 874	772 ELEC.SWITCH.RELAY.CIRCUIT	256	463	248
278 OTHER CRUDE MINERALS	11 332	338	192	773 ELECTR.DISTRIB.EQPT NES	19	268	140
292 CRUDE VEG.MATERIALS, NES	493	1 482	796	774 ELECTRO-MEDCL,XRAY EQUIP	91	142	71
334 PETROLEUM PRODUCTS	766	109	59	775 DOM.ELEC,NON-ELEC.EQUIPT	1 294	1 354	711
335 RESIDUAL PETROL.PRODUCTS	60 739	2 923	1 559	778 ELECTRIC.MACH.APPART,NES	3 545	6 573	3 490
421 FIXED VEG.FAT,OILS, SOFT	9 777	1 162	629	781 PASS.MOTOR VEHCLS.EX.BUS	2 826	3 006	1 589
431 ANIMAL, VEG.FATS,OILS,NES	1 183	214	113	782 GOODS,SPCL TRANSPORT VEH	953	1 421	758
511 HYDROCARBONS,NES,DERIVS	1 370	348	183	783 ROAD MOTOR VEHICLES NES	2 500	3 244	1 727
512 ALCOHOL,PHENOL,ETC.DERIV	5 988	1 688	888	784 PARTS,TRACTORS,MOTOR VEH	2 636	1 624	860
513 CARBOXYLIC ACIDS,DERIVS	1 585	220	118	786 TRAILERS,SEMI-TRAILR,ETC	412	841	440
514 NITROGEN-FUNCT.COMPOUNDS	1 871	3 918	2 130	791 RAILWAY VEHICLES.EQUIPNT	5	106	55
515 ORGANO-INORGANIC COMPNDS	67	78	42	792 AIRCRAFT,ASOCTD.EQUIPNT	124	209	113
516 OTHER ORGANIC CHEMICALS	67	182	101	813 LIGHTNG FIXTURES,ETC,NES	505	416	220
522 INORGANIC CHEM.ELEMENTS	9 807	904	490	821 FURNITURE,CUSHIONS,ETC.	44	278	148
523 METAL.SALTS,INORGAN.ACID	20 038	1 637	876	822 MEDICAL INSTRUMENTS NES	600	462	241
531 SYNTH.COLOURS,LAKES,ETC.	1 016	4 650	2 521	874 MEASURE,CONTROL INSTRMNT	23	509	267
533 PIGMENTS, PAINTS, ETC.	2 808	1 078	575	881 PHOTOGRAPH APPAR.ETC.NES	24	110	55
541 MEDICINES,ETC.ETC.GRPS42	6	114	62	882 PHOTO.CINEMATOGRPH.SUPL	841	1 256	665
542 MEDICAMENTS	28	163	83	891 ARMS AND AMMUNITION	198	665	335
551 ESSNTL.OIL,PERFUME,FLAVR	29	94	51	892 PRINTED MATTER	448	651	346
554 SOAP,CLEANERS,POLISH,ETC	2 423	1 344	713	893 ARTICLES,NES,OF PLASTICS	237	267	136
562 FERTILIZER,EXCEPT GRP272	25 910	489	264	895 OFFICE,STATIONERY SUPPLS	90	393	201
571 POLYMERS OF ETHYLENE	952	202	106	897 GOLD,SILVERWARE,JEWL NES	3	104	55
572 POLYMERS OF STYRENE	224	78	42	CENT AFR REP			
574 POLYACETAL,POLYCARBONATE	1 114	500	264	IMPORTS	36 615	7 819	4 184
575 OTH.PLASTIC,PRIMARY FORM	3 959	1 715	921	071 COFFEE,COFFEE SUBSTITUTE	10 122	2 867	1 538
581 PLASTIC TUBE,PIPE,HOSE	7 475	6 341	3 370	247 WOOD ROUGH,ROUGH SQUARED	14 929	1 185	634
582 PLASTIC PLATE,SHEETS,ETC	266	280	136	248 WOOD, SIMPLY WORKED	1 409	173	96
591 INSECTICIDES, ETC.	4 254	2 990	1 588	263 COTTON	8 644	1 990	1 050
592 STARCHES, INULIN, ETC.	3 608	1 755	933	431 ANIMAL, VEG.FATS,OILS,NES	492	285	155
593 EXPLOSIVES, PYROTECHNICS	1 076	1 913	1 023	683 NICKEL	445	912	498
597 PREPRD ADDITIVES,LIQUIDS	1 807	520	274	898 MUSICAL INSTRUMENTS,ETC.	2	237	125
598 MISC.CHEMICAL PRDTS,NES	4 375	2 368	1 278	EXPORTS	28 257	17 079	9 082
625 RUBBER TYRES,TUBES,ETC.	6 147	1 822	979	035 FISH,DRIED,SALTED,SMOKED	2 400	1 253	684
629 ARTICLES OF RUBBER, NES	28	144	75	046 MEAL,FLOUR OF WHEAT,MSLN	11 915	568	300
634 VENEERS, PLYWOOD, ETC.	632	158	83	054 VEGETABLES	55	87	47
641 PAPER AND PAPERBOARD	9 041	1 914	1 009	232 CRUDE VEG.MATERIALS, NES	36	151	81
642 PAPER,PAPERBOARD,CUT ETC	1 733	1 081	568	431 ANIMAL, VEG.FATS,OILS,NES	720	62	32
651 TEXTILE YARN	100	394	214	514 NITROGEN-FUNCT.COMPOUNDS	76	198	110
652 COTTON FABRICS, WOVEN	100	541	289	515 ORGANO-INORGANIC COMPNDS	323	556	309
653 FABRICS,MAN-MADE FIBRES	292	266	143				

7 IMPORTS AND EXPORTS (SPECIAL TRADE) BY COUNTRIES OF PRODUCTION AND CONSUMPTION AND BY GROUPS OF THE SITC-REV. III 1989

GROUP DESCRIPTION	DT = 100 KG	1 000 DM	1 000 \$	GROUP DESCRIPTION	DT = 100 KG	1 000 DM	1 000 \$
591 INSECTICIDES, ETC.	58	78	42	431 ANIMAL, VEG. FATS, OILS, NES	2 884	520	276
593 EXPLOSIVES, PYROTECHNICS	411	177	95	511 HYDROCARBONS, NES, DERIVTS	623	119	63
598 MISC. CHEMICAL PRODS. NES	1 624	1 206	630	512 ALCOHOL, PHENOL, ETC. DERIV	2 462	842	450
625 RUBBER TYRES, TUBES, ETC.	273	212	112	513 CARBOXYLIC ACIDS, DERIVTS	1 172	342	183
641 PAPER AND PAPERBOARD	315	139	75	514 NITROGEN-FUNCT. COMPOUNDS	2 288	3 320	1 774
642 PAPER, PAPERBOARD, CUT ETC	1 007	526	281	515 ORGANIC-INORGANIC COMPNDS	1 513	403	214
652 COTTON FABRICS, WOVEN	67	319	168	516 OTHER ORGANIC CHEMICALS	56	77	40
657 SPECIAL YARN, TXTL. FABRIC	84	119	63	522 INORGANIC CHEM. ELEMENTS	11 659	845	447
658 TEXTILE ARTICLES NES	20	66	33	523 METAL. SALTS, INORGAN. ACID	9 001	559	289
661 LIME, CEMENT, CONSTR. MATRL	39 608	704	382	524 OTHER CHEMICAL COMPOUNDS	4 728	342	189
662 CLAY, REFRCT. CONSTR. MATRL	453	93	51	531 SYNTH. COLOURS, LAKES, ETC.	644	4 026	2 144
663 MINERAL MANUFACTURES, NES	97	134	70	533 PIGMENTS, PAINTS, ETC.	1 653	1 002	533
673 FLAT-ROLLED IRON ETC.	829	136	75	541 MEDICINES, ETC. EXC. GRP542	49	469	250
674 FLAT-ROLLED PLATED IRON	1 757	340	176	542 MEDICAMENTS	2 224	1 950	1 026
679 TUBES, PIPES, ETC. IRON, STL	312	295	156	551 ESSNTL. OIL, PERFUME, FLAVR	179	375	203
684 ALUMINIUM	24	65	33	553 PERFUMERY, COSMETICS, ETC.	72	73	36
691 METALLIC STRUCTURES NES	1 840	1 842	987	554 SOAP, CLEANERS, POLISH, ETC	3 582	1 428	763
695 TOOLS	200	548	292	562 FERTILIZER, EXCEPT GRP272	58 633	1 647	895
697 HOUSEHOLD EQUIPMENT, NES	191	114	60	571 POLYMERS OF ETHYLENE	9 609	2 319	1 236
699 MANUFACT. BASE METAL, NES	234	130	72	572 POLYMERS OF STYRENE	600	187	100
711 STEAM GENER. BOILERS, ETC.	42	60	33	573 POLYMERS, VINYL CHLORIDE	167	71	37
713 INTRNL COMBUS PSTN ENGIN	52	185	98	574 POLYACETAL, POLYCARBONATE	2 317	807	437
714 ENGINES, MOTORS NON-ELECT	1	354	201	575 OTH. PLASTIC, PRIMARY FORM	7 246	2 702	1 413
716 ROTATING ELECTRIC PLANT	286	1 230	691	581 PLASTIC TUBE, PIPE, HOSE	512	262	141
723 CIVIL ENGINEERING EQUIPT	228	313	168	582 PLASTIC PLATE, SHEETS, ETC	834	512	277
726 PRINTNG, BOOKBINDNG MACHS	16	150	79	591 INSECTICIDES, ETC.	893	3 237	1 702
727 FOOD-PROCESS. MCH. NON DOM	16	63	33	592 STARCHES, INULIN, ETC.	2 758	1 140	611
728 OTH. MACH. PTS, SPCL INDUST	242	1 397	748	593 EXPLOSIVES, PYROTECHNICS	390	1 304	669
737 METALWORKING MACHNRY NES	175	96	51	597 PREPRD ADDITIVES, LIQUIDS	379	152	82
742 PUMPS FOR LIQUIDS, PARTS	25	97	51	598 MISC. CHEMICAL PRODS. NES	6 397	3 252	1 726
743 PUMPS NES, CENTRIFUGS ETC	196	467	248	621 MATERIALS OF RUBBER	62	150	76
744 MECHANICAL HANDLING EQUIP	149	261	140	625 RUBBER TYRES, TUBES, ETC.	603	394	205
745 OTH. NONELEC MCH, TOOL, NES	87	902	480	629 ARTICLES OF RUBBER, NES	198	514	272
749 NON-ELECT MACH. PARTS, ETC	8	56	30	635 WOOD MANUFACTURES, NES	108	213	115
751 OFFICE MACHINES	37	224	120	641 PAPER AND PAPERBOARD	2 819	2 478	1 308
752 AUTOMATC. DATA PROC. EQUIP	5	155	80	642 PAPER, PAPERBOARD, CUT ETC	2 062	799	422
761 TELEVISION RECEIVERS ETC	3	82	44	653 FABRICS, MAN-MADE FIBRES	53	145	77
764 TELECOMM. EQUIP. PARTS NES	541	11 502	5 933	657 SPECIAL YARN, TXTL. FABRIC	56	144	73
771 ELECT POWER MACHNY, PARTS	23	71	37	658 TEXTILE ARTICLES NES	23	74	38
772 ELEC. SWITCH, RELAY, CIRCUIT	109	569	300	662 CLAY, REFRCT. CONSTR. MATRL	6 242	909	481
776 TRANSISTORS, VALVES, ETC.	32	81	41	663 MINERAL MANUFACTURES, NES	563	248	132
778 ELECTRIC MACH. APPART. NES	484	417	221	665 GLASSWARE	70	106	53
781 PASS. MOTOR VEHCLS. EX. BUS	741	2 394	1 291	671 PIG IRON, SPIEGELEISCH, ETC	1 532	656	357
782 GOODS, SPCL TRANSPORT VEH	1 257	1 803	974	673 FLAT-ROLLED IRON ETC.	79 492	10 158	5 416
784 PARTS, TRACTORS, MOTOR VEH	962	2 253	1 200	674 FLAT-ROLLED PLATED IRON	5 582	1 048	553
786 TRAILERS, SEMI-TRAILER, ETC	237	147	77	676 IRON, STL. BAR, SHAPES ETC.	3 310	1 861	984
811 PREFABRICATED BUILDINGS	1 253	2 084	1 111	679 TUBES, PIPES, ETC. IRON, STL	14 228	2 621	1 365
846 CLOTHING, NONTXTL; HEADGEAR	3	86	46	682 COPPER	180	223	112
874 MEASURE, CONTROL INSTRUMNT	18	430	226	684 ALUMINIUM	142	303	160
895 OFFICE, STATIONERY SUPPLS	35	139	73	687 TIN	45	91	51
				691 METALLIC STRUCTURES NES	247	114	60
				692 CONTAINERS, STORAGE, TRNSP	50	63	34
				693 WIRE PRODUCTS EXCL. ELECT	1 204	328	177
				694 NAILS, SCREWS, NUTS, ETC.	145	150	74
				695 TOOLS	636	1 621	847
				699 MANUFACT. BASE METAL, NES	3 218	1 109	590
				700 CPL IND PLANT (84/85/87)	1 109	1 498	778
				711 STEAM GENER. BOILERS, ETC.	29	71	38
				712 STEAM TURBINES	1	85	46
				713 INTRNL COMBUS PSTN ENGIN	261	1 207	636
				714 ENGINES, MOTORS NON-ELECT	2	141	77
				716 ROTATING ELECTRIC PLANT	304	939	505
				718 OTH. POWR. GENRTNG. MACHNRY	56	281	153
				722 TRACTORS	473	1 077	565
				723 CIVIL ENGINEERING EQUIPT	7 334	19 539	10 404
				724 TEXTILE, LEATHER MACHINES	2 647	11 439	6 137
				725 PAPER, PULP MILL MACHINES	142	375	203
				726 PRINTNG, BOOKBINDNG MACHS	147	1 024	548
				727 FOOD-PROCESS. MCH. NON DOM	186	1 030	547
				728 OTH. MACH. PTS, SPCL INDUST	1 203	3 850	2 079
				731 METAL REMOVAL WORK TOOLS	64	170	92
				733 MACH-TOOLS, METAL-WORKING	16	84	46
				735 PARTS, NES, FOR MACH-TOOLS	24	284	146
				737 METALWORKING MACHNRY NES	16	116	62
				741 HEATING, COOLNG EQUIP, PART	.	.	.
				742 PUMPS FOR LIQUIDS, PARTS	594	3 518	1 870
				743 PUMPS NES, CENTRIFUGS ETC	570	1 749	924
				744 MECHANICAL HANDLING EQUIP	1 875	2 209	1 155
				745 OTH. NONELEC MCH, TOOL, NES	539	2 512	1 330
				746 BALL OR ROLLER BEARINGS	161	448	231
				747 TAPS, COCKS, VALVES, ETC.	134	353	183
				748 TRANSMISSIONS SHAFTS ETC	170	580	304
				749 NON-ELECT MACH. PARTS, ETC	68	433	231
				751 OFFICE MACHINES	52	340	181
				752 AUTOMATC. DATA PROC. EQUIP	7	65	35
				759 PARTS, FOR OFFICE MACHINS	3	63	33
				761 TELEVISION RECEIVERS ETC	20	93	50
				763 SOUND RECORDER, PHONOGRPH	2	149	76
				764 TELECOMM. EQUIP. PARTS NES	24	481	252
				771 ELECT POWER MACHNY, PARTS	89	274	149
				772 ELEC. SWITCH, RELAY, CIRCUIT	619	4 450	2 289
				773 ELECTR DISTRIB. EQPT NES	583	887	470
				774 ELECTRO-MEDCL. XRAY EQUIP	45	1 130	633
				775 DOM. ELEC. NON-ELEC. EQUIPT	23	85	43
				778 ELECTRIC MACH. APPART. NES	903	1 790	947
				781 PASS. MOTOR VEHCLS. EX. BUS	6 626	22 115	11 692
				782 GOODS, SPCL TRANSPORT VEH	12 258	15 621	8 315
				783 ROAD MOTOR VEHICLES NES	261	178	90
				784 PARTS, TRACTORS, MOTOR VEH	4 000	13 961	7 369

7 IMPORTS AND EXPORTS (SPECIAL TRADE) BY COUNTRIES OF PRODUCTION AND CONSUMPTION AND BY GROUPS OF THE SITC-REV. III 1989

GROUP DESCRIPTION	DT = 100 KG	1 000 DM	1 000 \$	GROUP DESCRIPTION	DT = 100 KG	1 000 DM	1 000 \$
785 CYCLES, MOTORCYCLES ETC.	158	227	125	772 ELEC. SWITCH, RELAY, CIRCUIT	372	1 305	699
786 TRAILERS, SEMI-TRAILER, ETC.	746	337	179	773 ELECTRIC DISTRIBUT. EQUIP. NES	1 954	1 496	759
791 RAILWAY VEHICLES, EQUIPMENT	172	750	386	774 ELECTRO-MEDICAL, XRAY EQUIP	49	206	113
792 AIRCRAFT, ASSOCIATED EQUIPMENT		107	54	776 TRANSISTORS, VALVES, ETC.	1	79	41
813 LIGHTING FIXTURES ETC. NES	58	128	68	778 ELECTRIC MACH. APPARATUS NES	496	1 041	558
821 FURNITURE, CUSHIONS, ETC.	72	176	92	781 PASS. MOTOR VEHICLES, EX. BUS	679	1 608	853
841 MENS, BOYS CLOTHING, X-KNIT	3	65	32	782 GOODS, SPECIAL TRANSPORT VEH	32	58	31
848 CLOTHING, NONTEXTILE; HEADGEAR	31	112	57	783 ROAD MOTOR VEHICLES NES	258	382	205
851 FOOTWEAR	476	600	315	784 PARTS, TRACTORS, MOTOR VEH	520	1 692	904
872 MEDICAL INSTRUMENTS NES	559	1 226	648	786 TRAILERS, SEMI-TRAILER, ETC.	497	214	115
873 METERS, COUNTERS, NES	208	259	139	813 LIGHTING FIXTURES ETC. NES	43	114	59
874 MEASURE, CONTROL INSTRUMENT	58	846	440	851 FOOTWEAR	34	82	42
881 PHOTOGRAPH APPARATUS, ETC. NES	11	306	157	872 MEDICAL INSTRUMENTS NES	7	172	91
882 PHOTO, CINEMATOGRAPH, SUPPLY	785	1 343	716	874 MEASURE, CONTROL INSTRUMENT	66	953	492
892 PRINTED MATTER	514	5 797	3 039	882 PHOTO, CINEMATOGRAPH, SUPPLY	183	189	101
893 ARTICLES, NES, OF PLASTICS	150	384	203	892 PRINTED MATTER	360	463	241
895 OFFICE, STATIONERY SUPPLIES	77	207	112	893 ARTICLES, NES, OF PLASTICS	83	129	67
898 MUSICAL INSTRUMENTS, ETC.	13	82	44	895 OFFICE, STATIONERY SUPPLIES	210	295	157
899 MISC MANUFACTURED GOODS NES	15	84	50	898 MUSICAL INSTRUMENTS, ETC.	32	114	63
941 COMPLETING PLANT CHAPT 99	1 297	1 111	595	899 MISC MANUFACTURED GOODS NES	61	61	33
RWANDA				BURUNDI			
IMPORTS	146 385	79 857	42 440	IMPORTS	160 687	81 573	43 577
071 COFFEE, COFFEE SUBSTITUTE	144 778	78 899	41 929	034 FISH, FRESH, CHILLED, FROZEN	10	291	156
074 TEA AND MATE	150	60	33	071 COFFEE, COFFEE SUBSTITUTE	158 430	79 028	42 225
292 CRUDE VEG. MATERIALS, NES	1 414	679	364	287 ORE, CONCENTRATED, BASE METALS	1 145	1 452	775
764 TELECOMM. EQUIP. PARTS NES		59	31	292 CRUDE VEG. MATERIALS, NES	985	251	136
EXPORTS	122 484	33 629	17 772	667 PEARLS, PRECIOUS STONES			
022 MILK AND CREAM	694	192	99	EXPORTS	66 733	40 978	21 793
041 WHEAT, MESLIN, UNMILLED	47 257	1 604	857	022 MILK AND CREAM	600	227	124
048 CEREAL PREPARATIONS	729	102	55	112 ALCOHOLIC BEVERAGES	1 092	158	89
061 SUGARS, MOLASSES, HONEY	32 187	2 031	1 074	266 SYNTHETIC FIBRES	1 484	430	227
267 OTHER MAN-MADE FIBRES	394	307	164	267 OTHER MAN-MADE FIBRES	401	314	166
292 CRUDE VEG. MATERIALS, NES	187	370	193	274 SULPHUR, UNREFINED, IRON PYR	1 150	65	34
335 RESIDUAL PETROL PRODUCTS	6 535	930	493	292 CRUDE VEG. MATERIALS, NES	125	254	131
421 FIXED VEG. FAT, OILS, SOFT	4 060	632	325	411 ANIMAL OILS AND FATS	11 137	1 044	542
512 ALCOHOL, PHENOL, ETC. DERIV	284	85	43	511 HYDROCARBONS, NES, DERIVATS	354	118	64
522 INORGANIC CHEM. ELEMENTS	833	129	68	514 NITROGEN-FUNCTION. COMPOUNDS	575	900	470
523 METAL SALTS, INORGANIC ACID	984	167	86	515 ORGANIC-INORGANIC COMPOUNDS	1 048	2 196	1 186
533 PIGMENTS, PAINTS, ETC.	107	144	77	522 INORGANIC CHEM. ELEMENTS	10 672	880	464
541 MEDICINES, ETC. EXC. GRP542	12	154	80	531 SYNTH. COLOURS, LAKES, ETC.	306	1 408	736
542 MEDICAMENTS	92	566	303	533 PIGMENTS, PAINTS, ETC.	58	63	32
551 ESSENTIAL OIL, PERFUME, FLAVR	178	863	462	541 MEDICINES, ETC. EXC. GRP542	22	342	176
554 SOAP, CLEANERS, POLISH, ETC.	1 723	492	256	542 MEDICAMENTS	108	713	371
562 FERTILIZER, EXCEPT GRP272	3 817	125	66	554 SOAP, CLEANERS, POLISH, ETC.	188	97	54
571 POLYMERS OF ETHYLENE	977	216	124	562 FERTILIZER, EXCEPT GRP272	4 003	109	56
574 POLYACETAL, POLYCARBONATE	915	360	194	573 POLYMERS, VINYL CHLORIDE	219	82	48
575 OTH. PLASTIC, PRIMARY FORM	1 083	373	197	574 POLYACETAL, POLYCARBONATE	796	204	109
581 PLASTIC TUBE, PIPE, HOSE	221	126	70	575 OTH. PLASTIC, PRIMARY FORM	511	190	101
582 PLASTIC PLATE, SHEETS, ETC.	56	62	32	581 PLASTIC TUBE, PIPE, HOSE	9 366	2 776	1 450
591 INSECTICIDES, ETC.	24	59	30	591 INSECTICIDES, ETC.	56	77	40
592 STAPLES, INULIN, ETC.	393	162	83	598 MISC. CHEMICAL PRODUCTS NES	439	210	109
593 EXPLOSIVES, PYROTECHNICS	209	73	37	625 RUBBER TYRES, TUBES, ETC.	314	348	179
598 MISC. CHEMICAL PRODUCTS NES	588	316	171	629 ARTICLES OF RUBBER, NES	18	72	36
625 RUBBER TYRES, TUBES, ETC.	253	205	106	641 PAPER AND PAPERBOARD	327	66	35
629 ARTICLES OF RUBBER, NES	32	167	85	642 PAPER, PAPERBOARD, CUT ETC	199	117	62
641 PAPER AND PAPERBOARD	103	86	46	653 FABRICS, MAN-MADE FIBRES	12	87	48
642 PAPER, PAPERBOARD, CUT ETC	538	370	196	665 GLASSWARE	109	215	116
651 TEXTILE YARN	604	165	89	673 FLAT-ROLLED IRON ETC.	739	87	47
657 SPECIAL YARN, TEXTILE FABRIC	73	83	44	679 TUBES, PIPES, ETC. IRON, STL	6 350	1 450	790
663 MINERAL MANUFACTURES, NES	250	177	95	691 METALLIC STRUCTURES NES	525	347	179
674 FLAT-ROLLED PLATED IRON	1 304	114	60	693 WIRE PRODUCTS EXCL. ELECT	150	89	50
676 IRON, STL. BAR, SHAPES ETC.	357	69	36	695 TOOLS	155	288	152
679 TUBES, PIPES, ETC. IRON, STL	825	125	68	699 MANUFACT. BASE METAL, NES	98	160	89
682 COPPER	38	253	145	713 INTRNL COMBUS PSTN ENGIN	35	195	102
684 ALUMINIUM	147	657	348	716 ROTATING ELECTRIC PLANT	220	982	518
691 METALLIC STRUCTURES NES	111	184	96	721 AGRIC. MACHINES, EX. TRACTR	379	1 161	633
692 CONTAINERS, STORAGE, TRANSP	35	70	40	723 CIVIL ENGINEERING EQUIP	23	66	36
693 WIRE PRODUCTS EXCL. ELECT	1 854	962	502	724 TEXTILE, LEATHER MACHINES	7	82	46
694 NAILS, SCREWS, NUTS, ETC.	141	89	48	725 PAPER, PULP MILL MACHINES	44	112	60
695 TOOLS	322	512	272	726 PRINTING, BOOKBINDING MACHS	117	599	319
699 MANUFACT. BASE METAL, NES	150	156	83	727 FOOD-PROCESS. MCH. NON DOM	132	545	285
713 INTRNL COMBUS PSTN ENGIN	55	322	168	728 OTH. MACH. PTS, SPCL INDUST	56	173	93
716 ROTATING ELECTRIC PLANT	79	285	151	735 PARTS, NES, FOR MACH-TOOLS	4	84	44
721 AGRIC. MACHINES, EX. TRACTR	30	145	77	741 HEATING, COOLING EQUIP, PART			
723 CIVIL ENGINEERING EQUIP	186	388	220	742 PUMPS FOR LIQUIDS, PARTS	173	415	216
724 TEXTILE, LEATHER MACHINES	110	215	117	743 PUMPS, NES, CENTRIFUGS ETC	47	303	166
726 PRINTING, BOOKBINDING MACHS	3	90	48	744 MECHANICAL HANDLING EQUIP	44	85	45
727 FOOD-PROCESS. MCH. NON DOM	66	201	108	745 OTH. NONELEC MCH, TOOL, NES	24	130	70
728 OTH. MACH. PTS, SPCL INDUST	339	897	467	747 TAPS, COCKS, VALVES, ETC.	426	264	136
731 METAL REMOVAL WORK TOOLS	65	207	107	749 NON-ELECT MACH. PARTS, ETC	44	318	166
733 MACH-TOOLS, METAL-WORKING	35	174	93	751 OFFICE MACHINES	9	71	39
735 PARTS, NES, FOR MACH-TOOLS	27	122	67	752 AUTOMATIC DATA PROC. EQUIP	3	85	45
737 METALWORKING MACHINERY NES	22	61	32	761 TELEVISION RECEIVERS ETC	17	70	39
741 HEATING, COOLING EQUIP, PART				764 TELECOMM. EQUIP. PARTS NES	62	1 473	795
742 PUMPS FOR LIQUIDS, PARTS	56	237	121	771 ELECT POWER MACHINERY PARTS	32	65	35
743 PUMPS, NES, CENTRIFUGS ETC	49	252	133	772 ELEC. SWITCH, RELAY, CIRCUIT	47	125	68
744 MECHANICAL HANDLING EQUIP	64	82	43	773 ELECTRIC DISTRIBUT. EQUIP NES	1 337	865	446
745 OTH. NONELEC MCH, TOOL, NES	141	1 120	596	774 ELECTRO-MEDICAL, XRAY EQUIP	14	95	52
749 NON-ELECT MACH. PARTS, ETC	46	315	165	778 ELECTRIC MACH. APPARATUS NES	176	329	173
751 OFFICE MACHINES	16	93	48	781 PASS. MOTOR VEHICLES, EX. BUS	1 688	5 035	2 741
752 AUTOMATIC DATA PROC. EQUIP	3	88	48	782 GOODS, SPECIAL TRANSPORT VEH	3 099	4 732	2 528
759 PARTS, FOR OFFICE MACHINES	1	55	30	784 PARTS, TRACTORS, MOTOR VEH	657	1 907	1 000
763 SOUND RECORDER, PHONOGRAPH	4	68	36	786 TRAILERS, SEMI-TRAILER, ETC	817	554	302
764 TELECOMM. EQUIP. PARTS NES	83	594	313	813 LIGHTING FIXTURES ETC. NES	67	115	61

7 IMPORTS AND EXPORTS (SPECIAL TRADE) BY COUNTRIES OF PRODUCTION AND CONSUMPTION AND BY GROUPS OF THE SITC-REV. III 1989

GROUP DESCRIPTION	DT = 100 KG	1 000 DM	1 000 \$	GROUP DESCRIPTION	DT = 100 KG	1 000 DM	1 000 \$
871 OPTICAL INSTRUMENTS, NES	2	387	210	694 NAILS, SCREWS, NUTS, ETC.	193	144	77
872 MEDICAL INSTRUMENTS, NES	10	91	49	695 TOOLS	983	4 681	2 453
873 METERS, COUNTERS, NES	36	103	57	696 CUTLERY	78	315	171
874 MEASURE, CONTROL INSTRMNT	55	555	291	697 HOUSEHOLD EQUIPMENT, NES	70	105	54
892 PRINTED MATTER	138	230	121	699 MANUFACTS. BASE METAL, NES	1 502	1 167	627
893 ARTICLES, NES, OF PLASTICS	54	108	56	700 CPL IND PLANT (84/85/87)	3 629	2 434	1 271
895 OFFICE, STATIONERY SUPPLS	10	88	45	713 INTRNL COMBUS PSTN ENGIN	150	941	497
ST HELENA				714 ENGINES, MOTORS NON-ELECT	3	52	34
IMPORTS	4	3	2	716 ROTATING ELECTRIC PLANT	707	1 238	647
EXPORTS	6	36	21	721 AGRIC. MACHINES, EX. TRACTR	106	196	105
ANGOLA				722 TRACTORS	226	364	196
IMPORTS	3 013 513	77 908	42 011	723 CIVIL ENGINEERING EQUIPT	2 193	3 302	1 883
071 COFFEE, COFFEE SUBSTITUTE	3 543	1 274	689	724 TEXTILE, LEATHER MACHINES	184	1 334	724
288 NON-FERROUS WASTE, SCRAP	297	97	53	725 PAPER, PULP MILL MACHINES	75	236	128
333 PETROLEUM OILS, CRUDE	2 497 856	63 440	34 254	726 PRINTING, BOOKBINDING MACHS	157	1 208	652
334 PETROLEUM PRODUCTS	511 449	12 633	6 789	727 FOOD-PROCESS. MCH. NON DOM	67	247	130
882 PHOTO. CINEMATOGRPH. SUPPL	55	312	167	728 OTH. MACH. PTS. SPCL INDUST	70	432	228
EXPORTS	596 834	165 339	87 833	735 PARTS, NES, FOR MACH-TOOLS	12	264	148
011 BOVINE MEAT	346	129	68	737 METALWORKING MACHNRY NES	45	220	119
017 MEAT, OFFL, PRPD, PRSD, NES	66	95	52	741 HEATING, COOLING EQUIP, PART			
022 MILK AND CREAM	14 535	6 447	3 388	742 PUMPS FOR LIQUIDS, PARTS	166	688	373
042 RICE	800	77	43	743 PUMPS NES, CENTRIFUGS ETC	195	1 250	668
046 MEAL, FLOUR OF WHEAT, MSLN	46 009	1 652	882	744 MECHANICAL HANDLING EQUIP	295	793	415
047 OTHER CEREAL MEAL, FLOURS	7 000	271	141	745 OTH. NONELEC MCH. TOOL, NES	116	573	305
048 CEREAL PREPARATIONS	235	121	63	746 BALL OR ROLLER BEARINGS	27	201	108
057 FRUIT, NUTS EXCL. OIL NUTS	750	194	111	747 TAPS, COCKS, VALVES, ETC.	56	218	113
057 SUGARS, MOLASSES, HONEY	12 758	194	383	748 TRANSMISSIONS SHAFTS ETC	43	274	145
098 EDIBLE PROD. PREPRTHS, NES	1 438	727	215	749 NON-ELECT MACH. PARTS, ETC	34	211	115
111 NON-ALCOHOL. BEVERAGE, NES	27 047	2 564	1 345	751 OFFICE MACHINES	119	841	450
112 ALCOHOLIC BEVERAGES	128 321	18 075	9 628	752 AUTOMATC. DATA PROC. EQUIP	5	176	94
232 SYNTHETIC RUBBER, ETC.	393	143	73	759 PARTS, FOR OFFICE MACHINS	18	342	179
266 SYNTHETIC FIBRES	1 146	514	272	761 TELEVISION RECEIVERS ETC	15	102	56
267 OTHER MAN-MADE FIBRES	965	659	332	763 SOUND RECORDER, PHONOGRPH	16	400	222
269 WORN CLOTHING, TEXTL, ARTL	679	175	94	764 TELECOMM. EQUIP, PARTS NES	12	531	286
278 OTHER CRUDE MINERALS	7 786	101	55	771 ELECT POWR MACHNRY, PARTS	45	124	65
292 CRUDE VEG. MATERIALS, NES	45	57	31	772 ELEC. SWITCH, RELAY, CIRCUIT	128	636	335
335 RESIDUAL PETROL. PRODUCTS	369	57	32	774 ELECTRO-MEDCL. XRAY EQUIP	30	611	322
421 FIXED VEG. FAT, OILS, SOFT	2 297	301	162	775 DOM. ELEC. NON-ELEC. EQUIPT	155	271	148
512 ALCOHOL, PHENOL, ETC. DERIV	311	68	33	776 TRANSISTORS, VALVES, ETC.	7	104	55
513 CARBOXYLIC ACIDS, DERIVTS	1 953	591	319	778 ELECTRIC MACH. APPART. NES	2 382	1 904	1 016
514 NITROGEN-FUNCT. COMPOUNDS	1 312	766	410	781 PASS. MOTOR VEHCLS. EX. BUS	7 054	13 023	6 810
516 OTHER ORGANIC CHEMICALS	1 162	103	55	782 GOODS, SPCL TRANSPORT VEH	22 387	9 819	5 254
522 INORGANIC CHEM. ELEMENTS	5 842	825	438	783 ROAD MOTOR VEHICLES NES	685	376	201
523 METAL. SALTS, INORGAN. ACID	33 519	1 652	862	784 PARTS, TRACTORS, MOTOR VEH	1 929	6 083	3 210
524 OTHER CHEMICAL COMPOUNDS	34	80	45	785 CYCLES, MOTORCYCLES ETC.	59	76	39
531 SYNTH. COLOURS, LAKES, ETC.	145	586	319	786 TRAILERS, SEMI-TRAILR, ETC	3 168	2 653	1 414
533 PIGMENTS, PAINTS, ETC.	616	402	213	791 RAILWAY VEHICLES, EQUIPNT	78	94	48
541 MEDICINES, ETC. EXC. GRP 542	188	1 253	677	792 AIRCRAFT, ASSCCTD. EQUIPNT	1	193	98
542 MEDICAMENTS	415	1 321	703	813 LIGHTING FIXTURES ETC. NES	69	138	72
551 ESSNTL. OIL, PERFUME, FLAVR	204	526	280	821 FURNITURE, CUSHIONS, ETC.	166	383	206
553 PERFUMERY, COSMETICS, ETC.	3 211	1 546	797	841 MENS. BOYS CLOTHNG, X-KNIT	33	84	47
554 SOAP, CLEANERS, POLISH, ETC	1 665	769	409	845 OTHR. TEXTILE APPAREL, NES	16	80	39
571 POLYMERS OF ETHYLENE	28 734	7 415	3 955	846 CLOTHING ACCESSRS, FABRIC	17	189	101
572 POLYMERS OF STYRENE	1 275	498	267	848 CLOTHING, NONTEXTL; HEADGEAR	53	286	153
573 POLYMERS, VINYL CHLORIDE	8 798	2 649	1 398	851 FOOTWEAR	40	112	55
574 POLYACETAL, POLYCARBONATE	1 961	895	473	871 OPTICAL INSTRUMENTS, NES	11	393	204
575 OTH. PLASTIC, PRIMARY FORM	2 469	1 636	875	872 MEDICAL INSTRUMENTS NES	373	2 673	1 440
579 PLASTIC WASTE, SCRAP ETC	3 758	862	452	874 MEASURE, CONTROL INSTRMNT	20	626	337
582 PLASTIC PLATE, SHEETS, ETC	92	176	95	881 PHOTOGRAPH APPAR. ETC. NES	21	289	160
591 INSECTICIDES, ETC.	113	240	127	882 PHOTO. CINEMATOGRPH. SUPPL	283	939	503
592 STARCHES, INULIN, ETC.	1 948	2 032	1 075	884 OPTICAL GOODS NES	5	309	165
597 PREPRD ADDITIVES, LIQUIDS	184	160	82	885 WATCHES AND CLOCKS	21	423	222
598 MISC. CHEMICAL PRODTS, NES	2 372	1 156	605	892 PRINTED MATTER	49	82	43
600 CPL IND PLANT CHAP 69-76	2 245	1 459	757	893 ARTICLES, NES, OF PLASTICS	195	249	133
621 MATERIALS OF RUBBER	424	1 003	515	895 OFFICE, STATIONERY SUPPLS	415	1 093	576
625 RUBBER TYRES, TUBES, ETC.	1 952	1 281	678	898 MUSICAL INSTRUMENTS, ETC.	43	190	100
629 ARTICLES OF RUBBER, NES	407	1 211	629	899 MISC MANUFACTRD GOODS NES	40	167	86
641 PAPER AND PAPERBOARD	253	119	62	941 COMPL IND PLANT CHAPT 99	244	241	128
642 PAPER, PAPERBOARD, CUT ETC	200	410	221	ETHIOPIA			
651 TEXTILE YARN	42	318	177	IMPORTS	301 947	181 975	96 218
653 FABRICS, MAN-MADE FIBRES	336	614	329	054 VEGETABLES	7 994	2 091	1 131
656 TULLE, LACE, EMBROIDRY, ETC	31	113	62	057 FRUIT, NUTS EXCL. OIL NUTS	973	285	156
657 SPECIAL YARN, TEXTL. FABRIC	44	178	95	071 COFFEE, COFFEE SUBSTITUTE	279 329	170 661	90 206
661 LIME, CEMENT, CONSTR. MATRL	7 815	83	44	211 HIDES, SKINS (EX. FURS), RAW	251	725	388
662 CLAY, REFRCT. CONSTR. MATRL	3 075	438	227	223 DILSEED (OTH. FIX. VEG. OIL)	3 982	389	210
663 MINERAL MANUFACTURES, NES	169	363	195	263 COTTON	1 100	58	31
664 GLASS	364	72	36	291 CRUDE ANIMAL MATERLS, NES	237	65	34
665 GLASSWARE	66	181	102	292 CRUDE VEG. MATERIALS, NES	4 791	1 865	975
671 PIG IRON, SPIEGELEISN, ETC	3 006	676	357	532 DYEING, TANNING MATERIALS	324	2 710	1 433
673 FLAT-ROLLED IRON ETC.	85 975	8 835	4 720	611 LEATHER	377	1 010	531
674 FLAT-ROLLED PLATED IRON	335	65	35	692 CONTAINERS, STORAGE, TRNSP	1 580	74	39
675 FLAT-ROLLED, ALLOY STEEL	111	97	52	716 ROTATING ELECTRIC PLANT	59	65	34
676 IRON, STL. BAR, SHAPES ETC.	1 860	291	150	718 OTH. POWR. GENRTNG. MACHNRY	1	166	85
678 WIRE OF IRON OR STEEL	3 093	517	284	748 TRANSMISSIONS SHAFTS ETC		128	69
679 TUBES, PIPES, ETC. IRON, STL	73 547	10 069	5 385	831 TRUNK, SUIT-CASES, BAG, ETC	201	632	337
682 COPPER	624	892	460	845 OTHR. TEXTILE APPAREL, NES	322	742	395
683 NICKEL	30	108	56	EXPORTS	757 750	218 448	118 690
684 ALUMINIUM	63	76	39	017 MEAT, OFFL. PRPD, PRSD, NES	11	77	41
691 METALLIC STRUCTURES NES	10	69	37	022 MILK AND CREAM	10 480	3 728	2 067
692 CONTAINERS, STORAGE, TRNSP	379	834	451	023 BUTTER, OTHER FAT OF MILK	1 381	535	291
693 WIRE PRODUCTS EXCL. ELECT	40	106	60	041 WHEAT, MSLN, UNMILLED	399 920	12 450	6 522
				046 MEAL, FLOUR OF WHEAT, MSLN	22 000	889	511
				054 VEGETABLES	484	519	267
				061 SUGARS, MOLASSES, HONEY	12 726	911	474

7 IMPORTS AND EXPORTS (SPECIAL TRADE) BY COUNTRIES OF PRODUCTION AND CONSUMPTION AND BY GROUPS OF THE SITC-REV. III 1989

GROUP DESCRIPTION	DT = 100 KG	1 000 DM	1 000 \$	GROUP DESCRIPTION	DT = 100 KG	1 000 DM	1 000 \$
081 ANIMAL FEED STUFF	6 000	623	334	778 ELECTRIC.MACH.APPART.NES	1 528	1 207	626
098 EDIBLE PROD.PREPRPTS.NES	126	93	50	781 PASS.MOTOR VEHCLS.EX.BUS	1 569	4 940	2 614
112 ALCOHOLIC BEVERAGES	611	122	63	782 GOODS,SPCL TRANSPORT VEH	12 869	22 753	12 459
232 SYNTHETIC RUBBER, ETC.	1 114	277	148	783 ROAD MOTOR VEHICLES NES	270	229	121
248 WOOD, SIMPLY WORKED	814	101	52	784 PARTS,TRACTORS,MOTOR VEH	3 947	11 588	6 298
266 SYNTHETIC FIBRES	3 206	1 131	579	786 TRAILERS,SEMI-TRAILR,ETC	3 505	3 345	1 778
274 SULPHUR,UNRSTD.IRON PYRS	16 955	670	354	792 AIRCRAFT,ASOCTD.EQUIPNT	438	27 574	15 822
278 OTHER CRUDE MINERALS	6 090	-117	60	793 SHIP,BOAT,FLOAT.STRUCTRS	41 064	23 350	13 410
292 CRUDE VEG.MATERIALS, NES	157	291	149	800 CPL IND PLANT CHAP 90/94	89	93	48
334 PETROLEUM PRODUCTS	479	153	80	811 PREFABRICATED BUILDINGS	273	202	105
335 RESIDUAL PETROL.PRODUCTS	4 217	586	310	813 LIGHTNG FIXTURES ETC.NES	122	243	129
421 FIXED VEG.FAT,OILS, SOFT	10 788	1 467	784	821 FURNITURE,CUSHIONS,ETC.	748	862	451
431 ANIMAL,VEG.FATS,OILS,NES	1 027	160	85	845 OTHR.TEXTILE APPAREL,NES	11	131	60
511 HYDROCARBONS,NES,DERIVTS	434	138	72	848 CLOTHING,NONTXTL;HEADGEAR	103	344	178
513 CARBOXYLIC ACIDS,DERIVTS	5 596	947	502	851 FOOTWEAR	6	104	46
514 NITROGEN-FUNCT.COMPOUNDS	1 444	795	394	871 OPTICAL INSTRUMENTS,NES	5	135	71
515 ORGANO-INDORGANIC COMPNDS	330	1 208	651	872 MEDICAL INSTRUMENTS NES	543	1 529	813
516 OTHER ORGANIC CHEMICALS	135	209	109	874 MEASURE,CONTROL INSTRMNT	144	2 580	1 355
522 INDORGANIC CHEM.ELEMENTS	11 353	1 406	739	881 PHOTOGRAPH APPAR.ETC.NES	5	101	52
523 METAL.SALTS,INDORGAN.ACID	5 630	345	182	882 PHOTO.CINEMATOGRPH.SUPPL	614	1 070	564
524 OTHER CHEMICAL COMPOUNDS	1 039	86	46	892 PRINTED MATTER	59	203	105
531 SYNTH.COLOURS,LAKES,ETC.	1 248	3 909	2 098	893 ARTICLES,NES,OF PLASTICS	222	430	228
532 DYEING,TANNING MATERIALS	11 640	2 599	1 396	895 OFFICE,STATIONERY SUPPLS	1 054	918	494
533 PIGMENTS, PAINTS, ETC.	1 370	740	396	898 MUSICAL INSTRUMENTS,ETC.	16	105	52
541 MEDICINES,ETC.EXC.GRPS42	909	3 157	1 674	899 MISC MANUFCTRD GOODS NES	12	110	56
542 MEDICAMENTS	1 236	4 760	2 572	961 COIN NONGOLD NONCURRENT	171	278	152
551 ESSENTL.OIL,PERFUME,FLAVR	23	62	33				
554 SOAP,CLEANERS,POLISH,ETC	2 474	579	306	DJIBOUTI			
571 POLYMERS OF ETHYLENE	5 336	1 170	607	IMPORTS	1 085	974	513
572 POLYMERS OF STYRENE	1 200	408	221				
573 POLYMERS,VINYL CHLORIDE	217	82	44	211 HIDES,SKINS(EX.FURS),RAW	76	64	34
575 OTH.PLASTIC,PRIMARY FORM	10 748	1 542	829	288 NON-FERROUS WASTE,SCRAP	937	276	146
581 PLASTIC TUBE,PIPE,HOSE	5 041	1 416	753	716 ROTATING ELECTRIC PLANT	23	358	189
582 PLASTIC PLATE,SHEETS,ETC	93	142	76	741 HEATNG,COOLNG EQUIP,PART	41	85	45
591 INSECTICIDES, ETC.	4 554	5 128	2 752	EXPORTS	24 064	6 044	3 234
592 STARCHES,INULIN,ETC.	429	168	90				
597 PREPRD ADDITIVES,LIQUIDS	2 220	494	258	011 BOVINE MEAT	265	60	33
598 MISC.CHEMICAL PRODTS.NES	4 010	2 279	1 204	012 OTHER MEAT, MEAT OFFAL	183	102	52
621 MATERIALS OF RUBBER	105	221	114	022 MILK AND CREAM	871	154	84
625 RUBBER TYRES,TUBES,ETC.	350	426	228	046 MEAL,FLOUR OF WHEAT,MSLN	12 153	507	269
629 ARTICLES OF RUBBER, NES	143	345	182	061 SUGARS,MOLASSES,HONEY	5 700	291	155
634 VENEERS, PLYWOOD, ETC.	604	154	84	122 TOBACCO, MANUFACTURED	179	303	162
641 PAPER AND PAPERBOARD	3 702	817	433	542 MEDICAMENTS	21	108	59
642 PAPER,PAPERBOARD,CUT ETC	2 294	1 717	927	553 PERFUMERY,COSMETICS,ETC.	181	230	124
657 SPECIAL YARN,TXTL.FABRIC	79	109	60	629 ARTICLES OF RUBBER, NES	2	111	57
658 TEXTILE ARTICLES NES	144	429	230	641 PAPER AND PAPERBOARD	209	72	42
662 CLAY,REFRCT.CONSTR.MATRL	5 160	585	300	642 PAPER,PAPERBOARD,CUT ETC	92	66	35
663 MINERAL MANUFACTURES,NES	438	455	238	713 INTRNL COMBUS PSTN ENGIN	100	150	81
665 GLASSWARE	120	219	118	728 OTH.MACH,PTS,SPCL INDUST	32	203	106
666 POTTERY	43	153	82	741 HEATNG,COOLNG EQUIP,PART			
673 FLAT-ROLLED IRON ETC.	55 301	6 604	3 542	742 PUMPS FOR LIQUIDS,PARTS	150	365	208
674 FLAT-ROLLED PLATED IRON	19 142	2 495	1 341	745 OTH.NONELEC MCH,TOOL,NES	86	232	128
675 FLAT-ROLLED, ALLOY STEEL	205	83	43	751 OFFICE MACHINES	17	92	48
676 IRON,STL.BAR,SHAPES ETC.	3 856	623	334	781 PASS.MOTOR VEHCLS.EX.BUS	41	131	69
678 WIRE OF IRON OR STEEL	319	133	72	811 PREFABRICATED BUILDINGS	23	57	30
679 TUBES,PIPES,ETC.IRON,STL	3 839	1 047	572	821 FURNITURE,CUSHIONS,ETC.	259	102	55
682 COPPER	431	452	243	882 PHOTO.CINEMATOGRPH.SUPPL	24	63	36
684 ALUMINIUM	46	77	40				
691 METALLIC STRUCTURES NES	225	132	69	SOMALIA			
692 CONTAINERS,STORAGE,TRNSP	186	149	76	IMPORTS	1 625	957	506
693 WIRE PRODUCTS EXCL.ELECT	158	82	43				
694 NAILS,SCREWS,NUTS,ETC.	109	203	106	036 CRUSTACEANS,MOLLUSCS ETC	72	123	67
695 TOOLS	333	974	519	292 CRUDE VEG.MATERIALS, NES	921	610	324
696 CUTLERY	15	213	118	EXPORTS	59 154	25 291	13 419
699 MANUFACTS.BASE METAL,NES	948	1 092	580				
713 INTRNL COMBUS PSTN ENGIN	83	760	405	022 MILK AND CREAM	7 980	2 464	1 314
714 ENGINES,MOTORS NON-ELECT	5	873	466	046 MEAL,FLOUR OF WHEAT,MSLN	9 890	429	235
716 ROTATING ELECTRIC PLANT	103	439	231	061 SUGARS,MOLASSES,HONEY	2 350	177	100
718 OTH.POWR.GENRTNG.MACHNRY	12	125	64	112 ALCOHOLIC BEVERAGES	728	116	60
721 AGRIC.MACHINES,EX.TRACTR	120	469	234	421 FIXED VEG.FAT,OILS, SOFT	1 700	252	130
722 TRACTORS	492	499	260	523 METAL.SALTS,INDORGAN.ACID	905	97	53
723 CIVIL ENGINEERING EQUIPT	281	485	251	524 OTHER CHEMICAL COMPOUNDS	1 165	104	54
724 TEXTILE,LEATHER MACHINES	196	1 215	632	531 SYNTH.COLOURS,LAKES,ETC.	125	122	63
725 PAPER,PULP MILL MACHINES	113	631	327	542 MEDICAMENTS	360	618	332
726 PRINTNG,BOOKBINDNG MACHS	971	3 629	1 916	553 PERFUMERY,COSMETICS,ETC.	50	99	54
727 FOOD-PROCESS.MCH,NON DDM	44	343	185	554 SOAP,CLEANERS,POLISH,ETC	571	104	55
728 OTH.MACH,PTS,SPCL INDUST	1 890	5 623	2 979	562 FERTILIZER,EXCEPT GRP272	3 550	100	54
731 METAL REMOVAL WORK TOOLS	261	1 110	583	571 POLYMERS OF ETHYLENE	1 980	487	245
733 MACH-TOOLS,METAL-WORKING	86	408	214	574 POLYACETAL,POLYCARBONATE	720	184	95
735 PARTS,NES,FOR MACH-TOOLS	47	243	132	581 PLASTIC TUBE,PIPE,HOSE	235	138	75
737 METALWORKING MACHNRY NES	13	66	35	591 INSECTICIDES, ETC.	267	561	302
741 HEATNG,COOLNG EQUIP,PART				592 STARCHES,INULIN,ETC.	2 404	134	69
742 PUMPS FOR LIQUIDS,PARTS	218	869	451	598 MISC.CHEMICAL PRODTS.NES	670	77	40
743 PUMPS NES,CENTRIFUGS ETC	896	2 258	1 169	625 RUBBER TYRES,TUBES,ETC.	187	243	129
744 MECHANICAL HANDLING EQUIP	743	1 326	696	657 SPECIAL YARN,TXTL.FABRIC	191	70	37
745 OTH.NONELEC MCH,TOOL,NES	155	894	462	661 LIME,CEMENT,CONSTR.MATRL	10 005	167	87
746 BALL OR ROLLER BEARINGS	6	84	49	664 GLASS	376	61	33
747 TAPS,COCKS,VALVES,ETC.	63	131	69	673 FLAT-ROLLED IRON ETC.	3 857	420	215
748 TRANSMISSIONS SHAFTS ETC	55	255	133	691 METALLIC STRUCTURES NES	117	65	36
749 NON-ELECT MACH,PARTS,ETC	157	1 605	900	692 CONTAINERS,STORAGE,TRNSP	15	73	38
751 OFFICE MACHINES	31	272	144	695 TOOLS	77	192	103
752 AUTOMATC.DATA PROC.EQUIP	11	181	97	712 STEAM TURBINES	137	841	431
759 PARTS,FOR OFFICE MACHNS	20	230	150	713 INTRNL COMBUS PSTN ENGIN	46	263	139
764 TELECOMM.EQUIP.PARTS NES	52	768	402	714 ENGINES,MOTORS NON-ELECT	158	158	84
771 ELECT POWR MACHNRY,PARTS	18	112	57	716 ROTATING ELECTRIC PLANT	46	246	133
772 ELEC SWITCH,RELAY,CIRCUT	835	3 365	1 788				
773 ELECTR DISTRIBT.EQPT NES	1 135	815	433				
774 ELECTRO-MEDCL,XRAY EQUIP	41	267	147				
775 DDM.ELEC,NON-ELEC.EQUIPT	27	61	33				

7 IMPORTS AND EXPORTS (SPECIAL TRADE) BY COUNTRIES OF PRODUCTION AND CONSUMPTION AND BY GROUPS OF THE SITC-REV. III 1989

GROUP DESCRIPTION	DT = 100 KG	1 000 DM	1 000 \$	GROUP DESCRIPTION	DT = 100 KG	1 000 DM	1 000 \$
723 CIVIL ENGINEERING EQUIPT	213	391	207	532 DYEING, TANNING MATERIALS	7 683	1 747	916
724 TEXTILE, LEATHER MACHINES	16	143	77	533 PIGMENTS, PAINTS, ETC.	2 314	1 460	780
726 PRINTING, BOOKBINDING MACHS	162	494	254	541 MEDICINES, ETC. EXC. GRP542	680	3 673	1 938
727 FOOD-PROCESS. MCH. NON DOM	664	3 143	1 716	542 MEDICAMENTS	826	6 521	3 462
728 OTH. MACH. PTS, SPC. INDUST	369	230	126	551 ESSNTL. OIL, PERFUME, FLAVR	404	1 155	616
741 HEATING, COOLING EQUIP, PART	.	.	.	553 PERFUMERY, COSMETICS, ETC.	161	232	118
742 PUMPS FOR LIQUIDS, PARTS	49	190	98	554 SOAP, CLEANERS, POLISH, ETC	3 051	1 261	676
743 PUMPS NES, CENTRIFUGS ETC	21	138	73	562 FERTILIZER, EXCEPT GRP272	140 410	6 304	3 379
744 MECHANICAL HANDLING EQUIP	367	677	370	571 POLYMERS OF ETHYLENE	21 992	3 908	2 093
745 OTH. NONELEC MCH, TOOL, NES	86	227	119	572 POLYMERS OF STYRENE	1 843	561	297
761 TELEVISION RECEIVERS ETC	2	115	62	573 POLYMERS, VINYL CHLORIDE	20 863	4 135	2 187
763 SOUND RECORDER, PHONOGRPH	1	77	40	574 POLYACETAL, POLYCARBONATE	58 865	11 954	6 314
764 TELECOMM. EQUIP. PARTS NES	10	367	196	575 OTH. PLASTIC, PRIMARY FORM	6 776	3 010	1 579
772 ELEC. SWITCH. RELAY. CIRCUIT	28	115	61	581 PLASTIC TUBE, PIPE, HOSE	835	352	184
774 ELECTRO-MEDCL. XRAY EQUIP	31	60	31	582 PLASTIC PLATE, SHEETS, ETC	1 678	1 327	708
776 TRANSISTORS, VALVES, ETC.	10	73	39	583 MONOFILAMENT OF PLASTICS	187	234	127
778 ELECTRIC. MACH. APPART. NES	33	201	105	591 INSECTICIDES, ETC.	16 372	10 255	5 436
781 PASS. MOTOR VEHCLS. EX. BUS	429	977	514	592 STARCHES, INULIN, ETC.	1 285	600	313
782 GOODS, SPCL. TRANSPORT VEH	233	304	169	597 PREPRD. ADDITIVES, LIQUIDS	5 726	1 674	888
784 PARTS, TRACTORS, MOTOR VEH	349	1 226	649	598 MISC. CHEMICAL PRODS. NES	9 471	3 640	1 926
792 AIRCRAFT, ASSCOTD. EQUIPNT	3	317	166	621 MATERIALS OF RUBBER	189	369	195
811 PREFABRICATED BUILDINGS	375	249	131	625 RUBBER TYRES, TUBES, ETC.	1 467	676	355
821 FURNITURE, CUSHIONS, ETC.	171	248	128	629 ARTICLES OF RUBBER, NES	785	2 053	1 093
874 MEASURE, CONTROL INSTRMNT	12	376	198	634 VENEERS, PLYWOOD, ETC.	552	202	103
882 PHOTO. CINEMATOGRPH. SUPPL	32	84	45	641 PAPER AND PAPERBOARD	43 448	6 473	3 424
893 ARTICLES, NES, OF PLASTICS	40	174	95	642 PAPER, PAPERBOARD, CUT ETC	1 247	443	227
				652 COTTON FABRICS, WOVEN	1 102	280	152
KENYA				653 FABRICS, MAN-MADE FIBRES	80	392	207
IMPORTS	779 979	301 742	160 706	655 KNIT. CROCHET. FABRIC NES	116	178	91
001 LIVE ANIMALS	43	107	57	657 SPECIAL YARN, TXTL. FABRIC	526	823	435
034 FISH, FRESH, CHILLED, FROZEN	911	769	406	658 TEXTILE ARTICLES NES	341	242	127
036 CRUSTACEANS, MOLLUSCS ETC	239	398	211	662 CLAY, REFRCT. CONSTR. MATRL	7 659	1 110	583
054 VEGETABLES	8 109	2 452	1 303	663 MINERAL MANUFACTURES, NES	1 220	580	306
057 FRUIT, NUTS EXCL. OIL NUTS	14 598	4 813	2 550	664 GLASS	9 926	796	425
058 FRUIT, PRESERVED, PREPARED	94 816	15 390	8 112	665 GLASSWARE	537	555	293
059 FRUIT, VEGETABLE JUICES	1 118	230	130	667 PEARLS, PRECIOUS STONES	92 339	7 572	4 014
061 SUGARS, MOLASSES, HONEY	24 464	349	187	673 FLAT-ROLLED IRON ETC.	70 174	9 219	4 916
071 COFFEE, COFFEE SUBSTITUTE	378 729	218 756	116 429	674 FLAT-ROLLED PLATED IRON	588	217	117
074 TEA AND MATE	3 018	1 523	805	675 FLAT-ROLLED, ALLOY STEEL	36 463	3 636	1 923
121 TOBACCO, UNMANUFACTURED	706	374	202	676 IRON, STL. BAR, SHAPES ETC.	2 263	127	70
222 DILSEED(SFT. FIX VEG. OIL)	3 521	444	237	677 RAILWAY TRACK IRON, STEEL	2 987	537	290
223 OILSEED(OTH. FIX. VEG. OIL)	1 029	93	51	678 WIRE OF IRON OR STEEL	1 757	515	275
265 VEGETABLE TEXTILE FIBRES	6 226	754	406	679 TUBES, PIPES, ETC. IRON, STL	1 197	839	442
278 OTHER CRUDE MINERALS	187 139	4 528	2 407	684 ALUMINIUM	1 120	1 041	551
282 FERROUS WASTE AND SCRAP	236	76	43	686 ZINC	850	242	122
288 NON-FERROUS WASTE, SCRAP	4 430	1 555	836	691 METALLIC STRUCTURES NES	211	97	52
292 CRUDE VEG. MATERIALS, NES	41 229	28 146	15 183	692 CONTAINERS, STORAGE, TRNSP	383	232	127
512 ALCOHOL, PHENOL, ETC. DERIV	5 500	965	504	693 WIRE PRODUCTS EXCL. ELECT	544	413	224
635 WOOD MANUFACTURES, NES	79	122	65	694 NAILS, SCREWS, NUTS, ETC.	210	224	112
651 TEXTILE YARN	826	344	188	695 TOOLS	1 829	2 578	1 368
667 PEARLS, PRECIOUS STONES	.	.	.	696 CUTLERY	25	135	73
682 COPPER	519	208	115	697 HOUSEHOLD EQUIPMENT, NES	61	108	60
685 LEAD	303	95	53	699 MANUFACT. BASE METAL, NES	1 333	2 157	1 122
781 PASS. MOTOR VEHCLS. EX. BUS	173	360	182	700 CPL. IND. PLANT (84/85/87)	423	496	284
831 TRUNK, SUIT-CASES, BAG, ETC	44	80	40	711 STEAM GENER. BOILERS, ETC.	51	130	69
845 OTH. TEXTILE APPAREL, NES	104	166	86	712 STEAM TURBINES	97	431	232
874 MEASURE, CONTROL INSTRMNT	497	66	262	713 INTRNL. COMBUS. PSTN. ENGIN	374	2 466	1 312
881 PHOTOGRAPH APPAR. ETC. NES	66	66	37	714 ENGINES, MOTORS NON-ELECT	36	6 331	3 258
894 BABY CARRIAGE, TOYS, GAMES	50	221	115	716 ROTATING ELECTRIC PLANT	421	1 409	743
897 GOLD, SILVERWARE, JEWEL NES	4	64	30	718 OTH. POWHR. GENERATING MACHNRY	33	310	164
899 MISC. MANUFCTRD. GOODS NES	561	869	454	721 AGRIC. MACHINES, EX. TRACTR	848	1 191	626
				722 TRACTORS	5 327	4 737	2 518
EXPORTS	882 328	323 126	171 448	723 CIVIL ENGINEERING EQUIPT	3 254	4 002	2 132
001 LIVE ANIMALS	13	166	86	724 TEXTILE, LEATHER MACHINES	1 954	8 555	4 570
048 CEREAL PREPARATIONS	39 160	2 444	1 259	725 PAPER, PULP MILL MACHINES	1 114	3 809	2 027
054 VEGETABLES	1 610	4 912	2 646	726 PRINTING, BOOKBINDING MACHS	565	2 473	1 327
061 SUGARS, MOLASSES, HONEY	19 655	1 621	897	727 FOOD-PROCESS. MCH. NON DOM	1 602	3 823	2 051
071 COFFEE, COFFEE SUBSTITUTE	202	105	61	728 OTH. MACH. PTS, SPCL. INDUST	2 178	7 319	3 915
072 COCOA	250	64	34	731 METAL REMOVAL WORK TOOLS	89	354	188
081 ANIMAL FEED STUFF	811	235	122	733 MACH-TOOLS, METAL-WORKING	242	1 115	587
098 EDIBLE PROD. PREPRD. NES	140	76	40	735 PARTS, NES, FOR MACH-TOOLS	42	779	426
112 ALCOHOLIC BEVERAGES	533	238	124	737 METALWORKING MACHNRY NES	158	450	250
232 SYNTHETIC RUBBER, ETC.	1 240	367	181	741 HEATING, COOLING EQUIP, PART	.	.	.
251 PULP AND WASTE PAPER	2 120	169	88	742 PUMPS FOR LIQUIDS, PARTS	561	2 568	1 371
266 SYNTHETIC FIBRES	13 621	4 842	2 558	743 PUMPS NES, CENTRIFUGS ETC	551	2 727	1 455
267 OTHER MAN-MADE FIBRES	200	133	69	744 MECHANICAL HANDLING EQUIP	2 950	3 968	2 132
273 STONE, SAND AND GRAVEL	2 771	99	54	745 OTH. NONELEC MCH, TOOL, NES	3 010	19 401	10 340
274 SULPHUR, UNRSTD. IRON PYRS	1 535	222	121	746 BALL OR ROLLER BEARINGS	114	530	270
278 OTHER CRUDE MINERALS	790	95	51	747 TAPS, COCKS, VALVES, ETC.	474	1 577	840
288 NON-FERROUS WASTE, SCRAP	2 295	911	481	748 TRANSMISSIONS SHAFTS ETC	494	2 579	1 362
291 CRUDE ANIMAL MATERIALS, NES	103	181	94	749 NON-ELECT. MACH. PARTS, ETC	450	1 597	855
292 CRUDE VEG. MATERIALS, NES	433	1 724	927	751 OFFICE MACHINES	117	486	256
325 COKE, SEMI-COKE, RET. CARBN	4 892	1 179	97	752 AUTOMATC. DATA PROC. EQUIP	6	239	130
334 PETROLEUM PRODUCTS	14 611	1 717	903	759 PARTS, FOR OFFICE MACHINES	20	440	233
335 RESIDUAL PETROL. PRODUCTS	45 560	6 029	3 201	762 RADIO-BROADCAST RECEIVER	7	119	61
431 ANIMAL, VEG. FATS, OILS, NES	537	121	63	763 SOUND RECORDER, PHONOGRPH	4	112	56
511 HYDROCARBONS, NES, DERIVTS	4 233	521	278	764 TELECOMM. EQUIP. PARTS NES	131	4 471	2 356
512 ALCOHOL, PHENOL, ETC. DERIV	8 478	2 073	1 100	771 ELECT. POWER MACHNRY, PARTS	129	311	165
513 CARBOXYLIC ACIDS, DERIVTS	6 982	1 540	816	772 ELEC. SWITCH. RELAY. CIRCUIT	487	2 610	1 390
514 NITROGEN-FUNCT. COMPOUNDS	1 293	1 260	652	773 ELECT. DISTRIBUT. EQPT NES	115	455	236
515 ORGANO-INORGANIC COMPOUNDS	1 007	1 490	783	774 ELECTRO-MEDCL. XRAY EQUIP	107	1 121	582
516 OTHER ORGANIC CHEMICALS	1 124	699	373	775 DOM. ELEC. NON-ELEC. EQUIPT	98	276	147
522 INORGANIC CHEM. ELEMENTS	21 721	2 898	1 548	776 TRANSISTORS, VALVES, ETC.	5	100	52
523 METAL. SALTS, INORGAN. ACID	43 419	2 519	1 331	778 ELECTRIC. MACH. APPART. NES	1 980	2 278	1 207
524 OTHER CHEMICAL COMPOUNDS	34	97	51	781 PASS. MOTOR VEHCLS. EX. BUS	4 702	15 107	8 071
531 SYNTH. COLOURS, LAKES, ETC.	1 414	4 635	2 450	782 GOODS, SPCL. TRANSPORT VEH	4 743	8 482	4 418
				783 ROAD MOTOR VEHICLES NES	1 422	1 902	1 018
				784 PARTS, TRACTORS, MOTOR VEH	4 171	11 325	5 981

7 IMPORTS AND EXPORTS (SPECIAL TRADE) BY COUNTRIES OF PRODUCTION AND CONSUMPTION AND BY GROUPS OF THE SITC-REV. III 1989

GROUP DESCRIPTION	DT = 100 KG	1 000 DM	1 000 \$	GROUP DESCRIPTION	DT = 100 KG	1 000 DM	1 000 \$
786 TRAILERS, SEMI-TRAILER, ETC	1 521	810	445	746 BALL OR ROLLER BEARINGS	12	93	49
791 RAILWAY VEHICLES, EQUIPNT	113	1 273	679	747 TAPS, COCKS, VALVES, ETC.	39	288	152
792 AIRCRAFT, ASSC'D. EQUIPNT	42	6 552	3 506	748 TRANSMISSIONS SHAFTS ETC	60	364	186
793 SHIP, BOAT, FLOAT, STRUCTRS	572	6 627	3 441	749 NON-ELECT MACH. PARTS, ETC	66	549	305
812 PLUMBING, SANITARY, EQPT, ETC	502	195	101	751 OFFICE MACHINES	24	161	84
813 LIGHTING FIXTURES ETC, NES	136	339	180	752 AUTOMATC. DATA PROC. EQUIP	2	62	32
821 FURNITURE, CUSHIONS, ETC.	157	227	119	759 PARTS, FOR OFFICE MACHINES	27	73	40
841 MENS, BOYS CLOTHING, X-KNIT	7	211	109	764 TELECOMM. EQUIP. PARTS NES	43	966	503
842 WOMEN, GIRL CLOTHING, X-KNIT	23	64	82	772 ELEC. SWITCH, RELAY, CIRCUIT	13	265	140
846 CLOTHING ACCESSRS, FABRIC	13	85	31	774 ELECTRO-MEDCL. XRAY EQUIP	86	1 304	707
848 CLOTHING, NONTEXTL; HEADGEAR	72	345	40	778 ELECTRIC MACH. APPART. NES	116	310	156
851 FOOTWEAR	10	343	180	781 PASS. MOTOR VEHCLS. EX. BUS	871	2 186	1 151
871 OPTICAL INSTRUMENTS, NES	160	794	175	782 GOODS, SPCL TRANSPORT VEH	6 233	8 251	4 394
872 MEDICAL INSTRUMENTS NES	3	148	414	783 ROAD MOTOR VEHICLES NES	3 551	5 726	3 086
873 METERS, COUNTERS, NES	119	4 352	72	784 PARTS, TRACTORS, MOTOR VEH	2 363	7 765	4 098
874 MEASURE, CONTROL INSTRMNT	21	937	513	785 CYCLES, MOTORCYCLES ETC.	178	123	65
881 PHOTOGRAPH APPAR. ETC, NES	602	1 088	583	786 TRAILERS, SEMI-TRAILER, ETC	7 037	6 406	3 484
882 PHOTO. CINEMATOGPH. SUPPL	2	177	91	791 RAILWAY VEHICLES, EQUIPNT	3 214	17 517	9 448
884 OPTICAL GOODS NES	13	190	103	813 LIGHTING FIXTURES ETC, NES	184	389	211
885 WATCHES AND CLOCKS	1 045	932	486	821 FURNITURE, CUSHIONS, ETC.	80	97	53
892 PRINTED MATTER	271	812	430	848 CLOTHING, NONTEXTL; HEADGEAR	1	53	30
893 ARTICLES, NES, OF PLASTICS	9	77	38	871 OPTICAL INSTRUMENTS, NES	5	140	75
894 BABY CARRIAGE, TOYS, GAMES	760	1 137	605	872 MEDICAL INSTRUMENTS NES	182	695	373
895 OFFICE, STATIONERY SUPPLS	1	438	235	874 MEASURE, CONTROL INSTRMNT	19	341	182
897 GOLD, SILVERWARE, JEWEL NES	34	162	86	881 PHOTOGRAPH APPAR. ETC, NES	9	84	43
898 MUSICAL INSTRUMENTS, ETC.	58	283	152	882 PHOTO. CINEMATOGPH. SUPPL	10	198	108
899 MISC MANUFCTRD GOODS NES	78	132	68	892 PRINTED MATTER	82	262	142
941 COMPL IND CHAPT 99				893 ARTICLES, NES, OF PLASTICS	92	194	107
				895 OFFICE, STATIONERY SUPPLS	71	218	112
UGANDA				TANZANIA			
IMPORTS	127 846	50 249	26 925	IMPORTS	350 005	135 237	71 777
057 FRUIT, NUTS EXCL. OIL NUTS	944	107	57	001 LIVE ANIMALS	49	511	272
071 COFFEE, COFFEE SUBSTITUTE	122 416	48 567	26 047	034 FISH, FRESH, CHILLED, FROZN	13	170	89
072 COCOA	2 522	598	315	036 CRUSTACEANS, MOLLUSCS ETC	116	166	88
121 TOBACCO, UNMANUFACTURED	146	74	39	054 VEGETABLES	53 384	1 781	959
263 COTTON	1 480	532	277	057 FRUIT, NUTS EXCL. OIL NUTS	276	68	35
749 NON-ELECT MACH. PARTS, ETC	30	160	81	071 COFFEE, COFFEE SUBSTITUTE	221 476	111 415	59 134
EXPORTS	83 951	90 626	48 345	072 COCOA	8 633	2 554	1 326
001 LIVE ANIMALS	3 616	2 041	1 109	074 TEA AND MATE	625	199	104
022 MILK AND CREAM	9 350	3 190	1 767	075 SPICES	145	71	39
037 FISH ETC. PREPD, PRSVD, NES	1 440	677	370	121 TOBACCO, UNMANUFACTURED	6 775	2 914	1 546
041 WHEAT, MESLIN, UNMILLED	9 610	286	223	228 DILSEED (OTH. FIX. VEG. OIL)	10 652	955	526
054 VEGETABLES	6 635	489	145	242 WOOD, SIMPLY WORKED	2 917	958	530
061 SUGARS, MOLASSES, HONEY	6 695	404	255	251 PULP AND WASTE PAPER	2 796	899	425
066 SYNTHETIC FIBRES	720	219	112	263 COTTON	3 298	991	519
269 WORN CLOTHING, TEXTL, ARTL	614	119	66	265 VEGETABLE TEXTILE FIBRES	465	71	38
292 CRUDE VEG. MATERIALS, NES	40	120	61	277 NATURAL ABRASIVES, NES		349	188
421 FIXED VEG. FAT, OILS, SOFT	3 238	453	243	288 NON-FERROUS WASTE, SCRAP	1 025	338	181
513 CARBOXYLIC ACIDS, DERIVTS	78	72	38	292 CRUDE VEG. MATERIALS, NES	1 577	758	407
514 NITROGEN-FUNCT. COMPOUNDS	1 007	524	278	431 ANIMAL VEG. FATS, DILS, NES	438	246	132
515 ORGANO-INORGANIC COMPNDS	67	150	82	635 WOOD MANUFACTURES, NES	193	126	68
522 INORGANIC CHEM. ELEMENTS	2 094	191	97	651 TEXTILE YARN	2 478	854	453
523 METAL. SALTS, INORGAN. ACID	361	80	42	652 COTTON FABRICS, WOVEN	410	235	122
524 OTHER CHEMICAL COMPOUNDS	198	159	83	657 SPECIAL YARN, TEXTL. FABRIC	26 658	4 225	2 213
531 SYNTH. COLOURS, LAKES, ETC.	137	312	166	658 TEXTILE ARTICLES NES	123	105	57
533 PIGMENTS, PAINTS, ETC.	107	112	56	667 PEARLS, PRECIOUS STONES			
541 MEDICINES, ETC. EXC. GRP542	53	622	337	682 COPPER	540	290	167
542 MEDICAMENTS	430	1 895	1 010	686 ZINC	1 270	482	258
554 SOAP, CLEANERS, POLISH, ETC	183	193	104	689 MISC. NON-FERR. BASE METAL	20	55	30
574 POLYACETAL, POLYCARBONATE	1 976	520	277	813 LIGHTING FIXTURES ETC, NES	329	196	104
575 OTH. PLASTIC, PRIMARY FORM	632	163	86	845 OTHR. TEXTILE APPAREL, NES	469	738	385
581 PLASTIC TUBE, PIPE, HOSE	1 359	497	277	EXPORTS	430 815	152 256	81 078
591 INSECTICIDES, ETC.	314	398	209	022 MILK AND CREAM	5 031	1 855	1 058
598 MISC. CHEMICAL PRODS, NES	1 020	424	226	035 FISH, DRIED, SALTED, SMOKED	600	313	171
621 MATERIALS OF RUBBER	504	512	263	043 BARLEY, UNMILLED	49 400	1 490	855
625 RUBBER TYRES, TUBES, ETC.	1 290	1 016	535	046 MEAL, FLOUR OF WHEAT, MSLN	50 086	2 291	1 212
629 ARTICLES OF RUBBER, NES	50	183	97	048 CEREAL PREPARATIONS	418	82	45
635 WOOD MANUFACTURES, NES	95	107	54	054 VEGETABLES	258	166	87
641 PAPER AND PAPERBOARD	991	264	136	061 SUGARS, MOLASSES, HONEY	7 695	406	218
642 PAPER, PAPERBOARD, CUT ETC	115	80	42	098 EDIBLE PROD. PREPRTNS, NES	218	123	65
655 KNIT, CROCHET, FABRIC NES	13	93	50	112 ALCOHOLIC BEVERAGES	588	128	69
657 SPECIAL YARN, TEXTL. FABRIC	14	51	30	232 SYNTHETIC RUBBER, ETC.	1 085	290	158
673 FLAT-ROLLED IRON ETC.	650	126	69	266 SYNTHETIC FIBRES	1 422	353	203
679 TUBES, PIPES, ETC. IRON, STL	1 426	250	129	269 WORN CLOTHING, TEXTL, ARTL	4 289	576	308
684 ALUMINIUM	404	335	174	273 STONE, SAND AND GRAVEL	2 005	57	30
694 NAILS, SCREWS, NUTS, ETC.	72	141	72	292 CRUDE VEG. MATERIALS, NES	57	219	111
695 TOOLS	181	559	300	334 PETROLEUM PRODUCTS	2 920	340	181
699 MANUFACT. BASE METAL, NES	72	151	80	335 RESIDUAL PETROL. PRODUCTS	4 279	567	301
713 INTRNL COMBUS PSTN ENGIN	588	2 156	1 136	411 ANIMAL DILS AND FATS	24 994	2 368	1 282
716 ROTATING ELECTRIC PLANT	225	797	419	511 HYDROCARBONS, NES, DERIVTS	389	136	70
721 AGRIC. MACHINES, EX. TRACTR	752	2 794	1 436	512 ALCOHOL, PHENOL, ETC. DERIV	290	146	77
722 TRACTORS	410	431	230	513 CARBOXYLIC ACIDS, DERIVTS	373	180	94
723 CIVIL ENGINEERING EQUIPT	904	1 619	852	514 NITROGEN-FUNCT. COMPOUNDS	805	938	510
724 TEXTILE, LEATHER MACHINES	27	176	93	515 ORGANO-INORGANIC COMPNDS	587	576	298
725 PAPER, PULP MILL MACHINES	61	177	91	516 OTHER ORGANIC CHEMICALS	178	149	79
726 PRINTNG, BOOKBINDNG MACHS	89	596	315	522 INORGANIC CHEM. ELEMENTS	12 304	1 579	851
727 FOOD-PROCESS. MCH. NON DOM	468	1 432	744	523 METAL. SALTS, INORGAN. ACID	17 151	2 608	1 370
728 OTH. MACH. PTS, SPCL INDUST	279	1 247	651	524 OTHER CHEMICAL COMPOUNDS	710	94	51
735 PARTS, NES, FOR MACH-TOOLS	3	98	50	531 SYNTH. COLOURS, LAKES, ETC.	388	1 630	892
737 METALWORKING MACHNRY NES	167	190	103	533 PIGMENTS, PAINTS, ETC.	1 214	553	296
741 HEATING, COOLNG EQUIP, PART				541 MEDICINES, ETC. EXC. GRP542	157	1 262	665
742 PUMPS FOR LIQUIDS, PARTS	27	342	183	542 MEDICAMENTS	1 978	2 724	1 442
743 PUMPS NES, CENTRIFUGS ETC	141	451	234	551 ESSNTL. OIL, PERFUME, FLAVR	31	130	67
744 MECHANICAL HANDLING EQUIP	110	241	126	553 PERFUMERY, COSMETICS, ETC.	117	172	92
745 OTH. NON-ELEC MCH, TOOL, NES	463	2 276	1 203				

7 IMPORTS AND EXPORTS (SPECIAL TRADE) BY COUNTRIES OF PRODUCTION AND CONSUMPTION AND BY GROUPS OF THE SITC-REV. III 1989

GROUP DESCRIPTION	DT = 100 KG	1 000 DM	1 000 \$	GROUP DESCRIPTION	DT = 100 KG	1 000 DM	1 000 \$
554 SOAP, CLEANERS, POLISH, ETC	1 337	748	398	882 PHOTO. CINEMATOGRPH. SUPPL	121	461	251
562 FERTILIZER, EXCEPT GRP272	2 497	84	43	891 ARMS AND AMMUNITION	6	222	119
571 POLYMERS OF ETHYLENE	5 566	1 529	808	892 PRINTED MATTER	178	308	162
573 POLYMERS, VINYL CHLORIDE	2 581	735	386	893 ARTICLES, NES, OF PLASTICS	228	378	201
574 POLYACETAL, POLYCARBONATE	1 062	344	182	895 OFFICE, STATIONERY SUPPLS	119	183	96
575 OTH. PLASTIC, PRIMARY FORM	2 396	936	491	898 MUSICAL INSTRUMENTS, ETC.	9	101	54
581 PLASTIC TUBE, PIPE, HOSE	1 202	466	246	899 MISC MANUFCTRD GOODS NES	27	183	98
582 PLASTIC PLATE, SHEETS, ETC	122	364	196				
591 INSECTICIDES, ETC.	14 517	14 191	7 385	SEYCHELLES			
592 STARCHES, INULIN, ETC.	1 645	565	302				
593 EXPLOSIVES, PYROTECHNICS	224	74	39	IMPORTS	4 986	2 894	1 529
598 MISC. CHEMICAL PRODS. NES	2 356	709	373				
625 RUBBER TYRES, TUBES, ETC.	827	455	243	034 FISH, FRESH, CHILLED, FROZN	211	204	106
629 ARTICLES OF RUBBER, NES	247	618	329	037 FISH ETC. PREPD, PRSVD. NES	4 681	2 637	1 397
641 PAPER AND PAPERBOARD	5 164	921	488				
642 PAPER, PAPERBOARD, CUT ETC	1 246	408	210	EXPORTS	20 356	6 887	3 622
651 TEXTILE YARN	164	166	90				
652 COTTON FABRICS, WOVEN	140	192	103	061 SUGARS, MOLASSES, HONEY	16 325	901	475
655 KNIT, CROCHET, FABRIC NES	41	141	75	098 EDIBLE PRDD. PREPRTNS, NES	104	79	43
657 SPECIAL YARN, TXTL. FABRIC	1 872	2 613	1 455	335 RESIDUAL PETROL. PRODUCTS	572	74	40
658 TEXTILE ARTICLES NES	379	306	161	542 MEDICAMENTS	19	155	83
661 LIME, CEMENT, CONSTR. MATRL	303	80	41	551 ESSENTL. OIL, PERFUME, FLAVR	30	83	43
662 CLAY, REFRCT. CONSTR. MATRL	8 784	1 210	637	554 SOAP, CLEANERS, POLISH, ETC	313	93	50
663 MINERAL MANUFACTURES, NES	262	305	160	573 POLYMERS, VINYL CHLORIDE	500	156	82
664 GLASS	885	129	70	591 INSECTICIDES, ETC.	68	61	34
671 PIG IRON, SPIEGELEISEN, ETC	10 150	584	322	641 PAPER AND PAPERBOARD	115	58	32
673 FLAT-ROLLED IRON ETC.	78 827	7 118	3 740	695 TOOLS	19	62	32
674 FLAT-ROLLED PLATED IRON	5 458	1 055	558	713 INTRNL COMBUS PSTN ENGIN	5	193	102
675 FLAT-ROLLED, ALLOY STEEL	171	143	77	714 ENGINES, MOTORS NON-ELECT	4	624	340
676 IRON, STL. BAR, SHAPES ETC.	16 908	1 143	607	721 AGRIC. MACHINES, EX. TRACTR	161	339	172
678 WIRE OF IRON OR STEEL	1 114	134	71	722 TRACTORS	48	104	53
679 TUBES, PIPES, ETC. IRON, STL	24 189	3 989	2 101	723 CIVIL ENGINEERING EQUIPT	158	345	183
684 ALUMINIUM	133	106	55	727 FOOD-PROCESS. MCH. NON DOM	42	204	109
691 METALLIC STRUCTURES NES	151	134	73	744 MECHANICAL HANDLING EQUIP	171	218	112
692 CONTAINERS, STORAGE, TRNSP	2 177	3 258	1 799	745 OTH. NONELEC MCH, TOOL, NES	146	350	186
693 WIRE PRODUCTS EXCL. ELECT	1 301	477	253	764 TELECOMM. EQUIP. PARTS NES	13	234	121
694 NAILS, SCREWS, NUTS, ETC.	905	501	262	772 ELEC. SWITCH, RELAY, CIRCUIT	5	67	37
695 TOOLS	981	2 008	1 066	782 GOODS, SPCL TRANSPORT VEH	29	71	38
696 CUTLERY	61	128	67	784 PARTS, TRACTORS, MOTOR VEH	93	128	65
697 HOUSEHOLD EQUIPMENT, NES	119	130	66	821 FURNITURE, CUSHIONS, ETC.	35	110	57
699 MANUFACT. BASE METAL, NES	2 252	1 000	523	872 MEDICAL INSTRUMENTS NES	33	192	99
700 CPL IND PLANT (84/85/87)	6	95	52	874 MEASURE, CONTROL INSTRMNT	1	108	53
711 STEAM GENER. BOILERS, ETC.	207	277	154	893 ARTICLES, NES, OF PLASTICS	93	86	46
713 INTRNL COMBUS PSTN ENGIN	398	3 682	1 964	894 BABY CARRIAGE, TOYS, GAMES	43	162	87
716 ROTATING ELECTRIC PLANT	431	1 132	606	899 MISC MANUFCTRD GOODS NES	4	140	74
718 OTH. POWR. GENRTNG. MACHNRY	287	782	432				
721 AGRIC. MACHINES, EX. TRACTR	412	770	431	BRIT IND DC			
722 TRACTORS	381	468	246				
723 CIVIL ENGINEERING EQUIPT	1 787	2 627	1 381	EXPORTS	37	28	15
724 TEXTILE, LEATHER MACHINES	4 435	16 607	8 900				
725 PAPER, PULP MILL MACHINES	738	2 213	1 146	MOZAMBIQUE			
726 PRINTING, BOOKBINDING MACHS	368	1 672	872				
727 FOOD-PROCESS. MCH. NON DOM	584	2 035	1 116	IMPORTS	105 482	21 486	11 511
728 OTH. MCH. PTS, SPCL INDUST	1 048	2 380	1 256				
731 METAL REMOVAL WORK TOOLS	132	211	114	036 CRUSTACEANS, MOLLUSCS ETC	1 129	1 416	751
733 MACH-TOOLS, METAL-WORKING	91	169	91	057 FRUIT, NUTS EXCL. OIL NUTS	41 844	6 079	3 287
735 PARTS, NES, FOR MACH-TOOLS	25	239	129	074 TEA AND MATE	223	76	42
737 METALWORKING MACHINRY NES	139	163	85	222 OILSEED (SFT. FIX. VEG. OIL)	1 147	119	63
741 HEATING, COOLING EQUIP, PART	.	.	.	223 OILSEED (OTH. FIX. VEG. OIL)	18 065	1 072	544
742 PUMPS FOR LIQUIDS, PARTS	473	1 614	856	247 WOOD ROUGH, ROUGH SQUARED	14 506	1 723	960
743 PUMPS NES, CENTRIFUGS ETC	388	1 099	585	263 COTTON	203	73	40
744 MECHANICAL HANDLING EQUIP	323	814	433	282 FERROUS WASTE AND SCRAP	13 586	3 903	2 056
745 OTH. NONELEC MCH, TOOL, NES	2 467	4 573	2 467	421 FIXED VEG. FAT, OILS, SOFT	510	93	51
746 BALL OR ROLLER BEARINGS	56	173	90	422 FIXED VEG. FAT, OILS, OTHER	3 171	325	174
747 TAPS, COCKS, VALVES, ETC.	678	613	316	667 PEARLS, PRECIOUS STONES	.	.	.
748 TRANSMISSIONS SHAFTS ETC	99	686	360	682 COPPER	9 876	5 727	3 068
749 NON-ELECT MACH. PARTS, ETC	261	577	298	731 METAL REMOVAL WORK TOOLS	44	226	123
751 OFFICE MACHINES	71	492	263	841 MENS, BOYS CLOTHING, X-KNIT	53	75	40
752 AUTOMATC. DATA PROC. EQUIP	13	371	199	961 COIN NONGOLD NONCURRENT	61	61	34
759 PARTS, FOR OFFICE MACHINES	18	249	132				
764 TELECOMM. EQUIP. PARTS NES	8	379	196	EXPORTS	174 073	59 309	31 648
771 ELECT POWER MACHIN. PARTS	404	1 192	107				
772 ELEC. SWITCH, RELAY, CIRCUIT	483	1 627	866	017 MEAT, OFFL. PRPD, PRSVD, NES	102	96	49
773 ELECTR DISTRIB. EQPT NES	1 080	2 310	1 236	022 MILK AND CREAM	9 206	3 138	1 678
774 ELECTRO-MEDCL. XRAY EQUIP	163	702	378	061 SUGARS, MOLASSES, HONEY	54 737	3 290	1 810
775 DOM. ELEC. NON-ELEC. EQUIPT	119	221	111	098 EDIBLE PRDD. PREPRTNS, NES	1 119	359	190
776 TRANSISTORS, VALVES, ETC.	22	88	50	112 ALCOHOLIC BEVERAGES	2 812	427	224
778 ELECTRIC MACH. APPART. NES	1 807	1 567	830	232 SYNTHETIC RUBBER, ETC.	2 268	625	335
781 PASS. MOTOR VEHCLS. EX. BUS	1 244	3 235	1 710	267 OTHER MAN-MADE FIBRES	578	518	288
782 GOODS, SPCL TRANSPORT VEH	3 580	3 373	1 801	269 WORN CLOTHING, TEXTL. ARTL	833	1 176	607
783 ROAD MOTOR VEHICLES NES	1 234	847	452	292 CRUDE VEG. MATERIALS, NES	120	237	125
784 PARTS, TRACTORS, MOTOR VEH	1 943	4 244	2 267	334 PETROLEUM PRODUCTS	6 251	605	340
785 CYCLES, MOTORCYCLES ETC.	57	159	83	335 RESIDUAL PETROL. PRODUCTS	1 043	96	50
786 TRAILERS, SEMI-TRAILR, ETC	779	560	300	421 FIXED VEG. FAT, OILS, SOFT	20 305	2 581	1 381
791 RAILWAY VEHICLES, EQUIPNT	28	188	97	511 HYDROCARBONS, NES, DERIVTS	546	263	140
811 PREFABRICATED BUILDINGS	200	91	52	514 NITROGEN-FUNCT. COMPOUNDS	849	898	488
812 PLUMBING, SANITRY, EQPT. ETC	304	169	90	515 ORGANO-INORGANIC COMPNDS	53	67	36
813 LIGHTING FIXTURES ETC. NES	47	120	64	516 OTHER ORGANIC CHEMICALS	351	193	106
821 FURNITURE, CUSHIONS, ETC.	199	206	108	522 INORGANIC CHEM. ELEMENTS	2 875	284	154
841 MENS, BOYS CLOTHING, X-KNIT	56	193	97	523 METAL. SALTS, INORGAN. ACID	41 127	1 070	567
844 WOMEN, GIRLS CLOTHING, KNIT	1	79	43	531 SYNTH. COLOURS, LAKES, ETC.	647	1 970	1 025
845 OTHR. TEXTILE APPAREL, NES	22	99	52	533 PIGMENTS, PAINTS, ETC.	131	209	112
848 CLOTHING, NONTXTL; HEADGEAR	64	265	142	542 MEDICAMENTS	242	824	434
851 FOOTWEAR	153	176	86	554 SOAP, CLEANERS, POLISH, ETC	2 486	319	173
871 OPTICAL INSTRUMENTS, NES	1	77	41	562 FERTILIZER, EXCEPT GRP272	2 000	89	49
872 MEDICAL INSTRUMENTS NES	105	1 307	725	571 POLYMERS OF ETHYLENE	1 120	291	155
873 METERS, COUNTERS, NES	20	154	79	573 POLYMERS, VINYL CHLORIDE	378	84	47
874 MEASURE, CONTROL INSTRMNT	52	928	484	574 POLYACETAL, POLYCARBONATE	736	250	134
831 PHOTOGRAPH APPAR. ETC. NES	22	241	122	575 OTH. PLASTIC, PRIMARY FORM	1 487	516	276

GROUP DESCRIPTION	DT = 100 KG	1 000 DM	1 000 \$	GROUP DESCRIPTION	DT = 100 KG	1 000 DM	1 000 \$
581 PLASTIC TUBE,PIPE,HOSE	477	182	97	511 HYDROCARBONS,NES,DERIVTS	366	99	53
582 PLASTIC PLATE,SHEETS,ETC	326	338	183	512 ALCOHOL,PHENOL,ETC.DERIV	457	88	48
591 INSECTICIDES, ETC.	728	1 940	1 020	514 NITROGEN-FUNCT.COMPOUNDS	84	137	73
597 PREPRO ADDITIVES,LIQUIDS	306	122	68	516 OTHER ORGANIC CHEMICALS	224	112	58
598 MISC.CHEMICAL PRODTS.NES	337	328	181	522 INORGANIC CHEM.ELEMENTS	6 043	491	264
641 PAPER AND PAPERBOARD	774	461	245	523 METAL.SALTS,INORGAN.ACID	6 369	326	178
653 FABRICS,MAN-MADE FIBRES	40	142	74	531 SYNTH.COLOURS,LAKES,ETC.	6 477	2 449	1 321
657 SPECIAL YARN,TXTL.FABRIC	40	141	75	532 DYEING,TANNING MATERIALS	616	196	105
665 GLASSWARE	23	74	40	533 PIGMENTS, PAINTS, ETC.	1 237	322	172
673 FLAT-ROLLED IRON ETC.	3 978	464	242	541 MEDICINES,ETC.EXC.GRP542	56	461	245
678 WIRE OF IRON OR STEEL	400	55	30	542 MEDICAMENTS	28	103	56
683 NICKEL	38	156	84	553 PERFUMERY,COSMETICS,ETC.	74	61	33
692 CONTAINERS,STORAGE,TRNSP	915	379	207	554 SOAP,CLEANERS,POLISH,ETC	771	367	195
695 TOOLS	104	388	200	571 POLYMERS OF ETHYLENE	320	62	34
699 MANUFACTS.BASE METAL,NES	691	211	109	574 POLYACETAL,POLYCARBONATE	1 876	526	285
711 STEAM GENER. BOILERS,ETC.	91	143	77	575 OTH.PLASTIC,PRIMARY FORM	4 163	1 676	900
712 STEAM TURBINES	84	1 888	1 025	591 INSECTICIDES, ETC.	262	439	243
713 INTRNL COMBUS PSTN ENGIN	285	1 808	997	592 STARCHES,INULIN,ETC.	76	54	30
714 ENGINES,MOTORS NON-ELECT	1	415	239	597 PREPRO ADDITIVES,LIQUIDS	791	65	35
716 ROTATING ELECTRIC PLANT	142	384	201	598 MISC.CHEMICAL PRODTS.NES	2 894	1 829	1 003
718 OTH.POWR.GENRTNG.MACHNRY	3	67	35	612 MANUFACT. LEATHER ETC.NES	2	87	47
721 AGRIC.MACHINES,EX.TRACTR	19	62	34	621 MATERIALS OF RUBBER	9	79	43
723 CIVIL ENGINEERING EQUIPT	514	383	203	625 RUBBER TYRES,TUBES,ETC.	89	53	33
724 TEXTILE,LEATHER MACHINES	188	677	355	629 ARTICLES OF RUBBER, NES	65	202	106
726 PRINTNG,BOOKBINDNG MACHS	36	332	180	641 PAPER AND PAPERBOARD	64	71	35
727 FOOD-PROCESS.MCH.NON DOM	262	1 045	566	642 PAPER,PAPERBOARD,CUT ETC	384	292	152
728 OTH.MACH.PTS,SPCL INDUST	94	844	451	651 TEXTILE YARN	62	58	30
731 METAL REMOVAL WORK TOOLS	103	316	167	655 KNIT.CROCHET.FABRIC NES	298	125	66
733 MACH--TOOLS,METAL-WORKING	187	877	456	657 SPECIAL YARN,TXTL.FABRIC	156	62	31
735 PARTS,NES,FOR MACH-TOOLS	3	57	30	663 MINERAL MANUFACTURES,NES	153	215	112
737 METALWORKING MACHNRY NES	44	85	46	674 FLAT-ROLLED PLATED IRON	2 885	767	416
741 HEATNG,COOLNG EQUIP,PART	.	.	.	684 ALUMINIUM	103	111	59
742 PUMPS FOR LIQUIDS,PARTS	406	2 119	1 147	691 METALLIC STRUCTURES NES	96	100	53
743 PUMPS NES,CENTRIFUGS ETC	38	172	89	695 TOOLS	97	252	133
744 MECHANICAL HANDLING EQUIP	715	809	425	699 MANUFACTS.BASE METAL,NES	208	244	128
745 OTH.NON-ELEC MCH. TOOL,NES	18	222	116	711 STEAM GENER. BOILERS,ETC.	38	74	40
747 TAPS,COCKS,VALVES,ETC.	407	310	159	713 INTRNL COMBUS PSTN ENGIN	90	653	346
748 TRANSMISSIONS SHAFTS ETC	58	222	115	716 ROTATING ELECTRIC PLANT	22	99	53
749 NON-ELECT MACH.PARTS,ETC	49	155	80	721 AGRIC.MACHINES,EX.TRACTR	131	226	126
751 OFFICE MACHINES	9	63	32	722 TRACTORS	346	173	89
752 AUTOMATC.DATA PROC.EQUIP	22	373	199	723 CIVIL ENGINEERING EQUIPT	981	3 854	1 998
763 SOUND RECORDER,PHONOGRPH	1	167	86	724 TEXTILE,LEATHER MACHINES	86	85	44
764 TELECOMM.EQUIP.PARTS NES	10	339	182	725 PAPER,BULK MILL MACHINES	21	98	54
772 ELECT POWER MACHNRY PARTS	3	196	104	726 PRINTNG,BOOKBINDNG MACHS	44	261	132
773 ELECT SWITCH,RELAY,CIRCUIT	9	311	166	727 FOOD-PROCESS.MCH.NON DOM	102	177	90
774 ELECTR.DISTRIB.EQPT NES	28	73	36	728 OTH.MACH.PTS,SPCL INDUST	514	1 032	564
775 ELECTRO-MEDCL,XRAY EQUIP	158	1 006	537	733 MACH-TOOLS,METAL-WORKING	169	730	419
776 DOM.ELEC.NON-ELEC.EQUIPT							

7 IMPORTS AND EXPORTS (SPECIAL TRADE) BY COUNTRIES OF PRODUCTION AND CONSUMPTION AND BY GROUPS OF THE SITC-REV. III 1989

GROUP DESCRIPTION	DT = 100 KG	1 000 DM	1 000 \$	GROUP DESCRIPTION	DT = 100 KG	1 000 DM	1 000 \$
513 CARBOXYLIC ACIDS, DERIVTS	1 144	380	201	848 CLOTHING, NONTEXTILE HEADGEAR	150	1 465	787
514 NITROGEN-FUNCT. COMPOUNDS	134	67	35	884 OPTICAL GOODS NES	40	482	260
516 OTHER ORGANIC CHEMICALS	68	88	47	885 WATCHES AND CLOCKS	151	17 221	9 223
531 SYNTH. COLOURS, LAKES, ETC.	48	173	92	893 ARTICLES, NES, OF PLASTICS	8	89	48
533 PIGMENTS, PAINTS, ETC.	101	129	66	894 BABY CARRIAGE, TOYS, GAMES	531	2 187	1 169
553 PERFUMERY, COSMETICS, ETC.	145	143	77	897 GOLD, SILVERWARE, JEWEL NES	17	2 255	1 202
554 SOAP, CLEANERS, POLISH, ETC	252	120	64	899 MISC MANUFACTURED GOODS NES	29	851	450
571 POLYMERS OF ETHYLENE	2 350	398	211	971 GOLD, NONMONETARY EXCL ORES		153	81
574 POLYACETAL, POLYCARBONATE	767	194	102				
575 OTH. PLASTIC, PRIMARY FORM	2 204	646	345	EXPORTS	107 554	155 416	82 055
581 PLASTIC TUBE, PIPE, HOSE	56	82	44				
582 PLASTIC PLATE, SHEETS, ETC	853	416	222	011 BOVINE MEAT	275	88	46
591 INSECTICIDES, ETC.	1 270	665	357	022 MILK AND CREAM	3 483	948	492
592 STARCHES, INULIN, ETC.	553	420	222	048 CEREAL PREPARATIONS	608	65	37
598 MISC. CHEMICAL PRODS. NES	2 686	541	284	054 VEGETABLES	175	142	74
625 RUBBER TYRES, TUBES, ETC.	596	471	247	061 SUGARS, MOLASSES, HONEY	3 160	217	111
629 ARTICLES OF RUBBER, NES	24	84	42	091 MARGARINE AND SHORTENING	9 883	1 394	744
635 WOOD MANUFACTURES, NES	241	105	55	098 EDIBLE PROD. PREPRTNS, NES	397	366	193
641 PAPER AND PAPERBOARD	747	218	111	266 SYNTHETIC FIBRES	812	248	129
642 PAPER, PAPERBOARD, CUT ETC	454	370	200	292 CRUDE VEG. MATERIALS, NES	58	159	84
652 COTTON FABRICS, WOVEN	33	87	47	334 PETROLEUM PRODUCTS	901	168	85
653 FABRICS, MAN-MADE FIBRES	98	383	203	421 FIXED VEG. FAT, OILS, SOFT	1 908	265	141
662 CLAY, REFRACT. CONSTR. MATL	3 196	530	282	422 FIXED VEG. FAT, OILS, OTHER	1 606	246	132
663 MINERAL MANUFACTURES, NES	27	62	34	431 ANIMAL, VEG. FATS, OILS, NES	4 933	763	407
664 GLASS	467	88	43	511 HYDROCARBONS, NES, DERIVTS	163	72	37
673 FLAT-ROLLED IRON ETC.	957	85	44	512 ALCOHOL, PHENOL, ETC. DERIV	141	103	51
684 ALUMINIUM	338	505	268	513 CARBOXYLIC ACIDS, DERIVTS	2 938	944	504
691 METALLIC STRUCTURES NES	1 029	248	137	514 NITROGEN-FUNCT. COMPOUNDS	702	859	457
694 NAILS, SCREWS, NUTS, ETC.	465	189	102	516 OTHER ORGANIC CHEMICALS	920	135	70
695 TOOLS	284	339	181	522 INORGANIC CHEM. ELEMENTS	2 610	310	160
697 HOUSEHOLD EQUIPMENT, NES	304	146	75	523 METAL SALTS, INORGAN. ACID	9 952	622	331
699 MANUFACT. BASE METAL NES	306	406	210	524 OTHER CHEMICAL COMPOUNDS	1 207	108	60
713 INTRNL COMBUS PSTN ENGIN	36	308	164	531 SYNTH. COLOURS, LAKES, ETC.	1 979	7 118	4 213
721 AGRIC. MACHINES, EX. TRACTR	174	154	80	532 DYEING, TANNING MATERIALS	80	65	35
723 CIVIL ENGINEERING EQUIPT	2 908	3 059	1 659	533 PIGMENTS, PAINTS, ETC.	286	289	151
724 TEXTILE, LEATHER MACHINES	43	142	74	541 MEDICINES, ETC. EXC. GRP542	23	177	92
725 PAPER, PULP MILL MACHINES	57	245	130	542 MEDICAMENTS	373	1 534	818
726 PRINTING, BOOKBINDING MACHS	475	2 666	1 407	551 ESSENT. OIL, PERFUME, FLAVR	95	561	304
727 FOOD-PROCESS. MCH. NON DOM	99	360	192	553 PERFUMERY, COSMETICS, ETC.	101	138	68
728 OTH. MACH. PTS, SPCL INDUST	407	1 793	930	554 SOAP, CLEANERS, POLISH, ETC	1 630	936	493
741 HEATING, COOLING EQUIP, PART			571	571 POLYMERS OF ETHYLENE	4 224	821	432
743 PUMPS NES, CENTRIFUGS ETC	76	252	128	572 POLYMERS OF STYRENE	182	56	30
744 MECHANICAL HANDLING EQUIP	1 514	1 383	734	574 POLYACETAL, POLYCARBONATE	450	205	109
745 OTH. NONELEC MCH, TOOL, NES	189	1 686	891	575 OTH. PLASTIC, PRIMARY FORM	1 950	753	397
749 NON-ELECT MACH, PARTS, ETC	38	185	97	581 PLASTIC TUBE, PIPE, HOSE	717	331	173
751 OFFICE MACHINES	53	292	157	582 PLASTIC PLATE, SHEETS, ETC	1 039	587	308
752 AUTOMATC. DATA PROC. EQUIP	3	74	39	583 MONOFILAMENT OF PLASTICS	88	90	47
759 PARTS, FOR OFFICE MACHINES	3	79	40	591 INSECTICIDES, ETC.	326	626	332
761 TELEVISION RECEIVERS ETC	309	1 023	554	592 STARCHES, INULIN, ETC.	182	138	76
762 RADIO-BROADCAST RECEIVER	14	78	42	597 PREPARED ADDITIVES, LIQUIDS	714	250	129
764 TELECOMM. EQUIP, PARTS NES	10	96	50	598 MISC. CHEMICAL PRODS. NES	2 990	1 321	699
772 ELEC. SWITCH, RELAY, CIRCUIT	12	93	49	621 MATERIALS OF RUBBER	101	56	30
775 DOM. ELEC. NON-ELEC. EQUIPT	234	440	232	625 RUBBER TYRES, TUBES, ETC.	462	81	43
778 ELECTRIC MACH. APPART. NES	705	1 452	769	629 ARTICLES OF RUBBER, NES	13	82	40
781 PASS. MOTOR VEHCLS. EX. BUS	14 794	28 873	15 425	641 PAPER AND PAPERBOARD	2 064	688	358
782 GOODS, SPCL TRANSPORT VEH	5 866	8 235	4 392	642 PAPER, PAPERBOARD, CUT ETC	255	149	80
783 ROAD MOTOR VEHICLES NES	284	403	213	651 TEXTILE YARN	1 948	2 018	1 072
784 PARTS, TRACTORS, MOTOR VEH	775	2 305	1 232	652 COTTON FABRICS, WOVEN	1 119	3 202	1 695
813 LIGHTING FIXTURES ETC. NES	37	114	61	653 FABRICS, MAN-MADE FIBRES	651	2 241	1 190
821 FURNITURE, CUSHIONS, ETC.	271	451	232	654 OTH. TEXTILE FABRIC, WOVEN	1 102	10 249	5 447
851 FOOTWEAR	95	318	170	655 KNIT, CROCHET, FABRIC NES	1 074	3 806	2 004
872 MEDICAL INSTRUMENTS NES	8	96	54	656 TULLE, LACE, EMBROIDRY, ETC	413	1 420	744
874 MEASURE, CONTROL INSTRMT	35	396	204	657 SPECIAL YARN, TEXT. FABRIC	557	711	379
881 PHOTOGRAPH APPAR. ETC. NES	51	226	117	663 MINERAL MANUFACTURES, NES	323	136	69
882 PHOTO. CINEMATOGRPH. SUPPL	562	1 000	545	664 GLASS	238	257	138
893 ARTICLES, NES, OF PLASTICS	880	1 150	610	665 GLASSWARE	381	264	142
894 BABY CARRIAGE, TOYS, GAMES	195	469	243	674 FLAT-ROLLED PLATED IRON	393	87	46
895 OFFICE, STATIDNERY SUPPLS	68	315	165	684 ALUMINIUM	137	194	103
897 GOLD, SILVERWARE, JEWEL NES		213	114	691 METALLIC STRUCTURES NES	310	436	225
898 MUSICAL INSTRUMENTS, ETC.	54	165	87	692 CONTAINERS, STORAGE, TRANSP	339	643	341
899 MISC MANUFACTURED GOODS NES	211	275	146	695 TOOLS	289	609	320
				696 CUTLERY	7	67	34
MAURITIUS				699 MANUFACT. BASE METAL, NES	413	1 221	645
IMPORTS	130 743	187 928	100 049	711 STEAM GENER. BOILERS, ETC.	13	74	39
034 FISH, FRESH, CHILLED, FROZEN	483	253	133	713 INTRNL COMBUS PSTN ENGIN	5 678	13 058	6 700
037 FISH ETC. PREPARED, PRESVD. NES	369	197	103	714 ENGINES, MOTORS NON-ELECT	4	112	60
057 FRUIT, NUTS EXCL. OIL NUTS	246	157	84	716 ROTATING ELECTRIC PLANT	1 388	4 831	2 576
058 FRUIT, PRESERVED, PREPARED	522	125	69	721 AGRIC. MACHINES, EX. TRACTR	256	218	121
081 SUGARS, MOLASSES, HONEY	80 407	4 428	2 351	722 TRACTORS	565	709	382
062 SUGAR CONFECTIONERY	275	103	56	723 CIVIL ENGINEERING EQUIPT	888	845	436
074 TEA AND MATE	1 262	359	196	724 TEXTILE, LEATHER MACHINES	7 549	30 240	16 047
288 NON-FERROUS WASTE, SCRAP	668	204	113	726 PRINTING, BOOKBINDING MACHS	262	1 303	692
289 PREC. METAL ORES, CONCENTR	2	138	73	728 OTH. MACH. PTS, SPCL INDUST	1 351	3 713	1 964
292 CRUDE VEG. MATERIALS, NES	53	113	71	731 METAL REMOVAL WORK TOOLS	37	85	48
512 ALCOHOL, PHENOL, ETC. DERIV	1 020	142	67	741 HEATING, COOLING EQUIP, PART			
575 OTH. PLASTIC, PRIMARY FORM	6 433	2 108	1 124	742 PUMPS FOR LIQUIDS, PARTS	383	1 026	542
598 MISC. CHEMICAL PRODS. NES	252	68	36	743 PUMPS NES, CENTRIFUGS ETC	980	3 072	1 616
635 WOOD MANUFACTURES, NES	39	172	91	744 MECHANICAL HANDLING EQUIP	71	185	99
658 TEXTILE ARTICLES NES	2 006	2 060	1 116	745 OTH. NONELEC MCH, TOOL, NES	2 118	7 282	3 792
699 MANUFACT. BASE METAL, NES	14	536	284	747 TAPS, COCKS, VALVES, ETC.	63	233	121
778 ELECTRIC MACH. APPART. NES	79	660	354	748 TRANSMISSIONS SHAFTS ETC	313	517	272
841 MENS, BOYS CLOTHING, X-KNIT	2 539	21 601	11 454	749 NON-ELECT MACH. PARTS, ETC	97	267	139
842 WOMEN, GIRL CLOTHING, X-KNIT	1 812	5 820	3 064	751 OFFICE MACHINES	17	85	46
843 MENS, BOYS CLOTHING, KNIT	3 022	7 833	4 171	752 AUTOMATC. DATA PROC. EQUIP	8	205	110
844 WOMEN, GIRLS CLOTHING, KNIT	1 321	4 619	2 448	759 PARTS, FOR OFFICE MACHINES	1	54	30
845 OTHR. TEXTILE APPAREL, NES	26 169	108 797	57 909	761 TELEVISION RECEIVERS ETC	144	384	208
846 CLOTHING ACCESSORS, FABRIC	227	564	304	764 TELECOMM. EQUIP, PARTS NES	27	805	436
				771 ELECT POWER MACHNY, PARTS	50	76	41
				772 ELEC. SWITCH, RELAY, CIRCUIT	39	298	154

7 IMPORTS AND EXPORTS (SPECIAL TRADE) BY COUNTRIES OF PRODUCTION AND CONSUMPTION AND BY GROUPS OF THE SITC-REV. III 1989

GROUP DESCRIPTION	DT = 100 KG	1 000 DM	1 000 \$	GROUP DESCRIPTION	DT = 100 KG	1 000 DM	1 000 \$
775 DOM.ELEC, NON-ELEC. EQUIPT	127	395	208	621 MATERIALS OF RUBBER	96	177	90
778 ELECTRIC. MACH. APPART. NES	467	1 408	741	625 RUBBER TYRES, TUBES, ETC.	374	411	221
781 PASS. MOTOR VEHCLS. EX. BUS	1 370	3 614	1 921	629 ARTICLES OF RUBBER, NES	35	130	66
782 GOODS, SPCL. TRANSPORT VEH	495	499	263	641 PAPER AND PAPERBOARD	1 911	427	220
784 PARTS, TRACTORS, MOTOR VEH	350	843	438	642 PAPER, PAPERBOARD, CUT ETC	65	84	31
785 CYCLES, MOTORCYCLES ETC.	36	108	58	651 TEXTILE YARN	66	291	154
786 TRAILERS, SEMI-TRAILR, ETC	62	133	73	652 COTTON FABRICS, WOVEN	689	458	242
813 LIGHTING FIXTURES ETC. NES	24	79	40	653 FABRICS, MAN-MADE FIBRES	247	764	403
821 FURNITURE, CUSHIONS, ETC.	28	268	146	654 OTH. TEXTILE FABRIC, WOVEN	25	98	52
846 CLOTHING ACCESSRS, FABRIC	83	430	230	655 KNIT, CROCHET, FABRIC NES	33	115	59
848 CLOTHING, NONTEXTL: HEADGEAR	20	78	38	656 TULLE, LACE, EMBROIDRY, ETC	37	249	130
872 MEDICAL INSTRUMENTS NES	64	419	223	657 SPECIAL YARN, TEXTL. FABRIC	177	340	181
874 MEASURE, CONTROL INSTRMNT	26	782	413	662 CLAY, REFRCT. CONSTR. MATRL	6 139	1 207	662
881 PHOTOGRAPH APPAR. ETC. NES	14	112	58	663 MINERAL MANUFACTURES, NES	75	170	90
882 PHOTO. CINEMATOGPH. SUPPL	520	915	491	665 GLASSWARE	52	108	56
884 OPTICAL GOODS NES	1	178	95	673 FLAT-ROLLED IRON ETC.	1 748	288	151
885 WATCHES AND CLOCKS	57	8 342	4 430	674 FLAT-ROLLED PLATED IRON	24 764	3 446	1 833
892 PRINTED MATTER	196	390	200	676 IRON, STL. BAR, SHAPES ETC.	537	163	84
893 ARTICLES, NES, OF PLASTICS	727	769	408	679 TUBES, PIPES, ETC. IRON, STL	6 821	1 105	599
894 BABY CARRIAGE, TOYS, GAMES	105	375	202	685 LEAD	40	71	37
895 OFFICE, STATIONERY SUPPLS	122	557	294	691 METALLIC STRUCTURES NES	78	64	34
897 GOLD, SILVERWARE, JEWEL NES	24	7 267	3 858	692 CONTAINERS, STORAGE, TRNSP	971	1 307	678
898 MEDICAL INSTRUMENTS, ETC.	5	84	43	693 WIRE PRODUCTS EXCL. ELECT	140	235	125
899 MISC MANUFCTRD GOODS NES	60	655	352	694 NAILS, SCREWS, NUTS, ETC.	299	158	84
971 GOLD, NONMONTY EXCL ORES		253	132	695 TOOLS	1 394	6 393	3 408
				699 MANUFACT. BASE METAL, NES	2 268	1 125	604
COMMODS				700 CPL IND PLANT (84/85/87)	83	534	289
IMPORTS	1 352	4 328	2 306	711 STEAM GENER. BOILERS, ETC.	132	191	101
075 SPICES	1 279	4 158	2 217	713 INTRNL COMBUS PSTN ENGIN	113	690	373
831 TRUNK, SUIT-CASES, BAG, ETC	10	81	43	716 ROTATING ELECTRIC PLANT	50	388	215
EXPORTS	11 556	2 427	1 301	718 OTH. POWR. GENRTNG. MACHNRY	67	349	185
011 BOVINE MEAT	11 196	1 669	899	721 AGRIC. MACHINES, EX. TRACTR	638	992	536
022 MILK AND CREAM	150	55	31	722 TRACTORS	856	1 102	579
652 COTTON FABRICS, WOVEN	67	101	55	723 CIVIL ENGINEERING EQUIPT	1 889	4 123	2 199
764 TELECOMM. EQUIP. PARTS NES	16	216	112	724 TEXTILE, LEATHER MACHINES	1 623	8 474	4 586
772 ELEC. SWITCH, RELAY, CIRCUIT	9	85	44	725 PAPER, PULP MILL MACHINES	99	1 162	596
				726 PRINTNG, BOOKBINDNG MACHS	49	347	183
MAYOTTE				727 FOOD-PROCESS. MCH. NON DOM	319	1 050	547
IMPORTS	227	64	35	728 OTH. MACH, PTS, SPCL INDUST	1 081	2 763	1 468
EXPORTS	2 046	336	178	735 PARTS, NES, FOR MACH-TOOLS	7	384	209
011 BOVINE MEAT	1 976	268	142	741 HEATING, COOLNG EQUIP, PART			
ZAMBIA				742 PUMPS FOR LIQUIDS, PARTS	423	1 908	1 016
IMPORTS	41 425	28 223	14 868	743 PUMPS NES, CENTRIFUGS ETC	251	4 795	2 509
054 VEGETABLES	715	309	168	744 MECHANICAL HANDLING EQUIP	666	2 941	1 562
057 FRUIT, NUTS EXCL. OIL NUTS	460	143	70	745 OTH. NONELEC MCH, TOOL, NES	398	3 149	1 702
071 COFFEE, COFFEE SUBSTITUTE	1 812	927	491	746 BALL OR ROLLER BEARINGS	19	109	59
121 TOBACCO, UNMANUFACTURED	3 118	2 318	1 248	747 TAPS, COCKS, VALVES, ETC.	136	423	223
651 TEXTILE YARN	973	462	252	748 TRANSMISSIONS SHAFTS ETC	31	315	165
667 PEARLS, PRECIOUS STONES				749 NON-ELECT MACH. PARTS, ETC	139	744	397
682 COPPER	31 064	15 910	8 281	751 OFFICE MACHINES	42	336	177
683 NICKEL	130	281	151	752 AUTOMATC. DATA PROC. EQUIP	24	454	243
689 MISC. NON-FERR. BASE METAL	1 432	4 244	2 269	759 PARTS, FOR OFFICE MACHINS	8	137	73
743 PUMPS NES, CENTRIFUGS ETC	30	496	276	761 TELEVISION RECEIVERS ETC	1	65	33
778 ELECTRIC. MACH. APPART. NES	2	73	38	764 TELECOMM. EQUIP. PARTS NES	6	226	118
841 MENS, BOYS CLOTHING, X-KNIT	122	270	139	771 ELECT POWER MACHNY, PARTS	18	72	38
EXPORTS	133 757	120 637	63 932	772 ELEC. SWITCH, RELAY, CIRCUIT	114	1 270	665
054 VEGETABLES	67	172	88	774 ELECTRO-MEDCL, XRAY EQUIP	171	306	163
061 SUGARS, MOLASSES, HONEY	1 648	101	57	778 ELECTRIC. MACH. APPART. NES	2 430	2 238	1 172
112 ALCOHOLIC BEVERAGES	1 455	216	118	781 PASS. MOTOR VEHCLS. EX. BUS	2 226	8 617	4 587
266 SYNTHETIC FIBRES	1 799	713	372	782 GOODS, SPCL. TRANSPORT VEH	6 537	11 440	5 997
291 CRUDE ANIMAL MAT'RLS. NES	20	66	35	783 ROAD MOTOR VEHICLES NES	2 572	4 651	2 456
292 CRUDE VEG. MATERIALS, NES	55	189	102	784 PARTS, TRACTORS, MOTOR VEH	1 276	3 702	1 960
334 PETROLEUM PRODUCTS	1 033	180	98	785 CYCLES, MOTORCYCLES ETC.	35	132	103
335 RESIDUAL PETROL. PRODUCTS	4 420	533	287	786 TRAILERS, SEMI-TRAILR, ETC	1 537	1 106	583
431 ANIMAL, VEG. FATS, OILS, NES	1 004	104	53	792 AIRCRAFT, ASSOCTD. EQUIPNT	9	281	145
511 HYDROCARBONS, NES, DERIVTS	196	96	52	821 FURNITURE, CUSHIONS, ETC.	121	166	88
512 ALCOHOL, PHENOL, ETC. DERIV	379	94	51	846 CLOTHING ACCESSRS, FABRIC	21	92	47
513 CARBOXYLIC ACIDS, DERIVTS	311	98	51	872 MEDICAL INSTRUMENTS NES	187	505	270
514 NITROGEN-FUNCT. COMPOUNDS	1 318	861	459	873 METERS, COUNTERS, NES	2	129	68
515 ORGANIC-INORGANIC COMPNDS	10 007	1 810	978	874 MEASURE, CONTROL INSTRMNT	49	2 111	1 107
522 INORGANIC CHEM. ELEMENTS	3 233	393	210	882 PHOTO. CINEMATOGPH. SUPPL	149	318	170
523 METAL, SALTS, INORGAN. ACID	7 459	620	328	884 OPTICAL GOODS NES		56	31
524 OTHER CHEMICAL COMPOUNDS	115	146	78	892 PRINTED MATTER	103	114	55
531 SYNTH. COLOURS, LAKES, ETC.	291	936	508	893 ARTICLES, NES, OF PLASTICS	298	384	199
533 PIGMENTS, PAINTS, ETC.	321	173	89	895 OFFICE, STATIONERY SUPPLS	34	170	87
541 MEDICINES, ETC. EXC. GRP542	26	309	161	899 MISC MANUFCTRD GOODS NES	80	368	198
542 MEDICAMENTS	78	796	420	941 COMPL IND PLANT CHPT 99	82	777	420
551 ESSNTL. OIL, PERFUME, FLAVR	136	243	125	ZIMBABWE			
554 SOAP, CLEANERS, POLISH, ETC	388	288	156	IMPORTS	1 084 308	493 673	262 831
571 POLYMERS OF ETHYLENE	6 380	1 754	936	001 LIVE ANIMALS	68	130	67
573 POLYMERS, VINYL CHLORIDE	426	117	61	011 BOVINE MEAT	6 934	6 414	3 429
574 POLYACETAL, POLYCARBONATE	727	173	94	054 VEGETABLES	1 150	438	232
575 OTH. PLASTIC, PRIMARY FORM	781	357	183	057 FRUIT, NUTS EXCL. OIL NUTS	46 593	4 646	2 444
581 PLASTIC TUBE, PIPE, HOSE	301	184	94	071 COFFEE, COFFEE SUBSTITUTE	23 590	12 417	6 573
591 INSECTICIDES, ETC.	222	222	116	074 TEA AND MATE	2 630	745	400
592 STARCHES, INULIN, ETC.	80	61	34	121 TOBACCO, UNMANUFACTURED	83 070	49 991	26 987
598 MISC. CHEMICAL PRODT. NES	9 414	3 389	1 757	263 COTTON	140 654	37 864	20 260
				278 OTHER CRUDE MINERALS	125 591	10 440	5 574
				287 ORE, CONCENTR. BASE METALS	86	66	35
				288 NON-FERROUS WASTE, SCRAP	10 029	6 082	3 183
				289 PREC. METAL ORES, CONCENTRS	10	3 242	1 701
				291 CRUDE ANIMAL MAT'RLS. NES	16	36	51
				292 CRUDE VEG. MATERIALS, NES	478	349	181
				635 WOOD MANUFACTURES, NES	763	78	40
				651 TEXTILE YARN	17 565	7 335	3 920
				652 COTTON FABRICS, WOVEN	741	375	209

7 IMPORTS AND EXPORTS (SPECIAL TRADE) BY COUNTRIES OF PRODUCTION AND CONSUMPTION AND BY GROUPS OF THE SITC-REV. III 1989

GROUP DESCRIPTION	DT = 100 KG	1 000 DM	1 000 \$	GROUP DESCRIPTION	DT = 100 KG	1 000 DM	1 000 \$
658 TEXTILE ARTICLES NES	1 381	1 641	876	723 CIVIL ENGINEERING EQUIPT	2 480	4 538	2 469
667 PEARLS,PRECIOUS STONES	.	.	.	724 TEXTILE,LEATHER MACHINES	2 601	12 292	6 546
671 PIG IRON,SPIEGELEISN,ETC	581 187	112 532	59 874	725 PAPER,PULP MILL MACHINES	262	1 599	870
681 SILVER,PLATINUM,ETC.		171	90	726 PRINTNG,BODKBNDRNG MACHS	304	1 352	702
682 COPPER	7 007	4 157	2 194	727 FOOD-PROCESS.MCH.NON DOM	432	1 386	741
683 NICKEL	24 773	63 640	33 894	728 OTH.MACH.PTS,SPCL INDUST	1 700	6 764	3 515
687 TIN	558	1 063	559	731 METAL REMOVAL WORK TOOLS	486	1 046	557
689 MISC.NON-FERR.BASE METAL	70	217	116	733 MACH-TOOLS,METAL-WORKING	62	157	86
716 ROTATING ELECTRIC PLANT	5	65	33	735 PARTS,NES,FOR MACH-TOOLS	42	169	91
742 PUMPS FOR LIQUIDS,PARTS	4	113	61	737 METALWORKING MACHNRY NES	1 106	650	348
743 PUMPS NES,CENTRIFUGS ETC	4	190	101	741 HEATING,COOLNG EQUIP,PART	.	.	.
749 NON-ELECT MACH,PARTS,ETC	1	56	30	742 PUMPS FOR LIQUIDS,PARTS	123	799	429
759 PARTS,FOR OFFICE MACHINS		123	62	743 PUMPS NES,CENTRIFUGS ETC	423	1 303	681
841 MENS,BOYS CLOTHING,X-KNIT	466	1 008	534	744 MECHANICAL HANDLING EQUIP	1 186	587	311
842 WOMEN,GIRL CLOTHING,XKNIT	716	3 223	1 739	745 OTH.NONELEC MCH,TOOL,NES	1 358	5 077	2 650
843 MENS,BOYS CLOTHING,KNIT	1 094	2 261	1 202	746 BALL OR ROLLER BEARINGS	43	270	142
844 WOMEN,GIRLS CLOTHING,KNIT	117	478	255	747 TAPS,COCKS,VALVES,ETC.	37	154	84
845 OTHR,TEXTILE APPAREL,NES	4 205	7 404	3 969	748 TRANSMISSIONS SHAFTS ETC	257	1 015	540
874 MEASURE,CONTROL INSTRMNT		92	48	749 NON-ELECT MACH,PARTS,ETC	110	896	473
896 WORKS OF ART,ANTIQUE ETC	13	61	34	751 OFFICE MACHINES	48	376	199
899 MISC MANUFACTRD GOODS NES	2	221	119	752 AUTOMATC.DATA PROC.EQUIP	53	1 058	557
971 GOLD,NONMONTY EXCL DRES	61	149 457	79 231	759 PARTS,FOR OFFICE MACHINS	15	386	207
EXPORTS	293 650	169 904	90 417	761 TELEVISION RECEIVERS ETC	29	136	70
035 FISH,DRIED,SALTED,SMOKED	5 250	2 725	1 445	763 SOUND RECORDER,PHONOGRPH	11	176	92
054 VEGETABLES	258	439	228	764 TELECOMM.EQUIP,PARTS NES	59	4 045	2 209
071 COFFEE,COFFEE SUBSTITUTE	207	108	62	771 ELECT POWER MACHNRY,PARTS	38	301	156
072 COCOA	250	66	36	772 ELEC.SWITCH,RELAY,CIRCUT	385	2 455	1 300
081 ANIMAL FEED STUFF	2 636	671	354	773 ELECTR DISTRIBT,EQPT NES	360	453	248
112 ALCOHOLIC BEVERAGES	659	112	62	774 ELECTRO-MEDCL,XRAY EQUIP	26	198	102
232 SYNTHETIC RUBBER, ETC.	2 280	855	459	775 DDM,ELEC.NON-ELEC.EQUIPT	16	60	32
278 OTHER CRUDE MINERALS	1 008	103	54	776 TRANSISTORS,VALVES,ETC.		379	206
282 CRUDE VEG.MATERIALS, NES	179	703	372	778 ELECTRIC MACH,APPART,NES	331	1 455	773
334 PETROLEUM PRODUCTS	3 382	859	457	781 PASS,MOTOR VEHCL,EX.BUS	2 035	7 469	3 952
335 RESIDUAL PETROL,PRODUCTS	4 418	584	313	782 GOODS,SPCL TRANSPORT VEH	1 752	2 653	1 405
431 ANIMAL,VEG.FATS,OILS,NES	430	125	66	783 ROAD MOTOR VEHICLES NES	88	61	33
511 HYDROCARBONS,NES,DERIVTS	3 413	525	280	784 PARTS,TRACTORS,MOTOR VEH	2 484	8 957	4 728
512 ALCOHOL,PHENOL,ETC.DERIV	1 555	336	180	786 TRAILERS,SEMI-TRAILR,ETC	79	67	35
513 CARBOXYLIC ACIDS,DERIVTS	2 574	857	441	791 RAILWAY VEHICLES,EQUIPNT	35	230	121
514 NITROGEN-FUNCT.COMPOUNDS	459	528	277	813 LIGHTNG FIXTURES ETC,NES	116	113	58
515 ORGANO-INORGANIC COMPNDS	940	3 122	1 639	821 FURNITURE,CUSHIONS,ETC.	66	250	129
516 OTHER ORGANIC CHEMICALS	1 020	983	521	851 FOOTWEAR	156	71	36
522 INORGANIC CHEM.ELEMENTS	14 673	2 101	1 121	871 OPTICAL INSTRUMENTS,NES	11	373	206
523 METAL.SALTS,INORGAN.ACID	13 479	1 970	1 032	872 MEDICAL INSTRUMENTS NES	638	1 687	923
524 OTHER CHEMICAL COMPOUNDS	258	100	55	873 METERS,COUNTERS,NES	3	59	31
531 SYNTH.COLOURS,LAKES,ETC.	2 459	8 144	4 326	874 MEASURE,CONTROL INSTRMNT	101	2 391	1 266
532 DYEING,TANNING MATERIALS	2 246	771	412	881 PHOTOGRAPH APPAR.ETC,NES	17	160	89
533 PIGMENTS,PAINTS,ETC.	736	545	293	885 WATCHES AND CLOCKS	9	113	59
541 MEDICINES,ETC.EXC.GRP542	327	1 467	782	892 PRINTED MATTER	59	248	130
542 MEDICAMENTS	213	2 172	1 148	893 ARTICLES,NES,OF PLASTICS	92	261	137
551 ESSNTL.OIL,PERFUME,FLAVR	19	72	41	895 OFFICE,STATIONERY SUPPLS	156	312	164
554 SOAP,CLEANERS,POLISH,ETC	3 105	1 102	590	897 GOLD,SILVERWARE,JEWL NES	2	6 705	3 562
562 FERTILIZER,EXCEPT GRP272	93 998	3 551	1 897	898 MUSICAL INSTRUMENTS,ETC.	17	159	80
571 POLYMERS OF ETHYLENE	1 231	228	124	899 MISC MANUFACTRD GOODS NES	70	432	230
572 POLYMERS OF STYRENE	526	197	106	MALAWI			
573 POLYMERS,VINYL CHLORIDE	3 546	864	460	IMPORTS	112 476	53 751	28 801
574 POLYACETAL,POLYCARBONATE	2 374	1 193	627				
575 OTH.PLASTIC,PRIMARY FORM	5 705	3 011	1 597	034 FISH,FRESH,CHILLED,FROZN	29	363	194
582 PLASTIC PLATE,SHEETS,ETC	1 236	1 147	603	071 COFFEE,COFFEE SUBSTITUTE	10 903	6 217	3 377
591 INSECTICIDES, ETC.	840	3 090	1 635	074 TEA AND MATE	7 890	2 355	1 264
592 STARCHES,INULIN,ETC.	514	146	78	075 SPICES	333	174	88
597 PREPRD ADDITIVES,LIQUIDS	2 340	758	406	121 TOBACCO, UNMANUFACTURED	75 481	41 928	22 457
598 MISC.CHEMICAL PRODTS,NES	7 087	3 075	1 628	222 OILSEED(SFT.FIX VEG.OIL)	14 844	1 978	1 038
621 MATERIALS OF RUBBER	54	179	92	223 OILSEED(OTH.FIX.VEG.OIL)	772	65	33
629 ARTICLES OF RUBBER, NES	61	330	174	292 CRUDE VEG.MATERIALS, NES	191	62	33
641 PAPER AND PAPERBOARD	3 807	1 787	964	635 WOOD MANUFACTURES, NES	293	80	32
642 PAPER,PAPERBOARD,CUT ETC	398	400	212	821 FURNITURE,CUSHIONS,ETC.	1 511	264	138
651 TEXTILE YARN	80	146	78	899 MISC MANUFACTRD GOODS NES	71	71	36
652 COTTON FABRICS, WOVEN	38	99	50	EXPORTS	43 261	42 820	22 826
653 FABRICS,MAN-MADE FIBRES	818	1 559	829				
654 OTH.TEXTILE FABRIC,WOVEN	145	347	180	048 CEREAL PREPARATIONS	840	106	58
655 KNIT.CROCHET.FABRIC NES	73	126	71	054 VEGETABLES	113	61	33
657 SPECIAL YARN,TXTL.FABRIC	286	1 271	685	335 RESIDUAL PETROL,PRODUCTS	3 045	415	223
658 TEXTILE ARTICLES NES	27	60	30	513 CARBOXYLIC ACIDS,DERIVTS	226	74	40
662 CLAY,REFRCT.CONSTR.MATRL	10 922	1 616	917	522 INORGANIC CHEM.ELEMENTS	2 939	285	150
663 MINERAL MANUFACTURES,NES	3 258	1 202	626	523 METAL.SALTS,INORGAN.ACID	2 651	114	60
665 GLASSWARE	259	246	129	524 OTHER CHEMICAL COMPOUNDS	2 340	158	83
673 FLAT-ROLLED IRON ETC.	21 758	2 380	1 248	531 SYNTH.COLOURS,LAKES,ETC.	279	1 124	598
674 FLAT-ROLLED PLATED IRON	15 713	2 414	1 288	533 PIGMENTS,PAINTS,ETC.	50	70	34
675 FLAT-ROLLED, ALLOY STEEL	9 515	1 761	950	541 MEDICINES,ETC.EXC.GRP542	21	161	87
676 IRON,STL.BAR,SHAPES ETC.	3 686	955	504	542 MEDICAMENTS	62	657	348
678 WIRE OF IRON OR STEEL	215	62	33	551 ESSNTL.OIL,PERFUME,FLAVR	27	69	36
679 TUBES,PIPES,ETC.IRON,STL	203	159	88	554 SOAP,CLEANERS,POLISH,ETC	109	143	76
682 COPPER	61	79	42	571 POLYMERS OF ETHYLENE	2 408	647	339
683 NICKEL	40	154	80	573 POLYMERS,VINYL CHLORIDE	3 806	889	474
684 ALUMINIUM	1 018	697	363	575 OTH.PLASTIC,PRIMARY FORM	616	169	92
692 CONTAINERS,STORAGE,TRNSP	80	79	42	592 STARCHES,INULIN,ETC.	505	122	65
693 WIRE PRODUCTS EXCL.ELECT	24	133	70	598 MISC.CHEMICAL PRODTS,NES	384	226	120
694 NAILS,SCREWS,NUTS,ETC.	57	77	44	625 RUBBER TYRES,TUBES,ETC.	514	416	226
695 TOOLS	490	807	434	629 ARTICLES OF RUBBER, NES	52	157	78
699 MANUFACTS.BASE METAL,NES	1 478	1 246	657	635 WOOD MANUFACTURES, NES	91	179	96
712 STEAM TURBINES	185	2 574	1 375	641 PAPER AND PAPERBOARD	1 154	397	207
713 INTRNL COMBUS PSTN ENGIN	518	2 026	1 093	642 PAPER,PAPERBOARD,CUT ETC	634	350	183
714 ENGINES,MOTORS NON-ELECT	3	460	239	651 TEXTILE YARN	89	82	44
716 ROTATING ELECTRIC PLANT	116	510	272	652 COTTON FABRICS, WOVEN	192	57	31
718 OTH.POWR.GENRTNG.MACHNRY	9	60	33	655 KNIT.CROCHET.FABRIC NES	491	227	120
721 AGRIC.MACHINES,EX.TRACTR	1 013	1 518	825	657 SPECIAL YARN,TXTL.FABRIC	277	113	61
722 TRACTORS	2 442	2 795	1 579				

7 IMPORTS AND EXPORTS (SPECIAL TRADE) BY COUNTRIES OF PRODUCTION AND CONSUMPTION AND BY GROUPS OF THE SITC-REV. III 1989

GROUP DESCRIPTION	DT = 100 KG	1 000 DM	1 000 \$	GROUP DESCRIPTION	DT = 100 KG	1 000 DM	1 000 \$
674 FLAT-ROLLED PLATED IRON	435	169	90	525 RADIO-ACTIVE MATERIALS	2 174	17 312	9 328
695 TOOLS	235	454	239	532 DYEING, TANNING MATERIALS	994	195	101
699 MANUFACTS. BASE METAL, NES	77	102	52	541 MEDICINES, ETC. EXC. GRP542	77	944	500
713 INTRNL COMBUS PSTN ENGIN	48	368	198	542 MEDICAMENTS	454	3 720	1 974
714 ENGINES, MOTORS NON-ELECT	2	390	212	551 ESSNTL. OIL, PERFUME, FLAVR	495	710	379
718 OTH. POWR. GENTRNG. MACHNRY	16	214	122	562 FERTILIZER, EXCEPT GRP272	55 253	1 942	1 053
723 CIVIL ENGINEERING EQUIPT	1 376	834	449	571 POLYMERS OF ETHYLENE	1 927	268	145
724 TEXTILE, LEATHER MACHINES	166	1 182	629	575 OTH. PLASTIC, PRIMARY FORM	756	319	170
725 PAPER, PULP MILL MACHINES	3	80	43	579 PLASTIC WASTE, SCRAP ETC	164	109	56
726 PRINTNG, BOOKBINDNG MACHS	18	90	47	581 PLASTIC TUBE, PIPE, HOSE	19	97	50
727 FOOD-PROCESS. MCH. NON DOM	19	209	109	582 PLASTIC PLATE, SHEETS, ETC	40	123	66
728 OTH. MACH. PTS. SPCL INDUST	90	605	320	591 INSECTICIDES, ETC.	1 062	374	199
741 HEATNG, COOLNG EQUIP, PART	7	7	4	592 STARCHES, INULIN, ETC.	3	82	45
742 PUMPS FOR LIQUIDS, PARTS	10	74	38	597 PREPRD ADDITIVES, LIQUIDS	1 043	325	172
743 PUMPS NES, CENTRIFUGS ETC	19	90	46	598 MISC. CHEMICAL PRODS. NES	20 450	1 812	967
744 MECHANICAL HANDLING EQUIP	48	63	34	611 LEATHER	190	4 223	2 252
745 OTH. NON-ELEC. MCH. TOOL, NES	78	724	398	612 MANUFACT. LEATHER ETC. NES	454	383	204
748 TRANSMISSIONS SHAFTS ETC	11	154	82	613 FURSKINS, TANNED, DRESSED	45	132	71
749 NON-ELECT MACH. PARTS, ETC	8	120	66	625 RUBBER TYRES, TUBES, ETC.	413	224	121
751 OFFICE MACHINES	35	175	92	629 ARTICLES OF RUBBER, NES	40	81	46
759 PARTS, FOR OFFICE MACHINS	3	56	30	634 VENEERS, PLYWOOD, ETC.	24 247	2 054	1 093
764 TELECOMM. EQUIP, PARTS NES	5	97	49	635 WOOD MANUFACTURES, NES	10 008	3 572	1 889
772 ELEC. SWITCH, RELAY, CIRCUIT	5	69	35	641 PAPER AND PAPERBOARD	192 200	17 983	9 637
774 ELECTRO-MEDCL. XRAY EQUIP	26	156	84	642 PAPER, PAPERBOARD, CUT ETC	170	71	39
776 TRANSISTORS, VALVES, ETC.	12	108	56	651 TEXTILE YARN	19 151	11 361	6 040
778 ELECTRIC. MACH. APPART. NES	33	111	58	652 COTTON FABRICS, WOVEN	339	281	146
781 PASS. MOTOR VEHCLS. EX. BUS	2 632	9 844	5 320	653 FABRICS, MAN-MADE FIBRES	82	210	112
782 GOODS, SPCL TRANSPORT VEH	1 989	2 302	1 213	654 OTH. TEXTILE FABRIC, WOVEN	85	209	108
783 ROAD MOTOR VEHICLES NES	4 370	7 940	4 228	657 SPECIAL YARN, TXTL. FABRIC	5	1	1
784 PARTS, TRACTORS, MOTOR VEH	469	1 757	939	658 TEXTILE ARTICLES NES	949	1 217	646
792 AIRCRAFT, ASSCOTD. EQUIPNT	23	781	413	659 FLOOF COVERINGS, ETC.	94	336	179
821 FURNITURE, CUSHIONS, ETC.	120	280	144	661 LIME, CEMENT, CONSTR. MATRL	15 250	1 676	894
872 MEDICAL INSTRUMENTS NES	22	234	125	662 CLAY, REFRCT. CONSTR. MATRL	20 453	1 632	859
874 MEASURE, CONTROL INSTRMNT	49	505	273	663 MINERAL MANUFACTURES, NES	1 194	1 501	799
882 PHOTO. CINEMATOGRPH. SUPPL	105	233	124	664 GLASS	4 664	2 181	1 158
892 PRINTED MATTER	28	70	34	667 PEARLS, PRECIOUS STONES	5	1	1
893 ARTICLES, NES, OF PLASTICS	142	184	94	671 PIG IRON, SPIEGELEISN, ETC	2 436 382	389 924	206 992
895 OFFICE, STATIONERY SUPPLS	116	355	183	672 INGOTS ETC. IRON OR STEEL	15 674	5 365	2 796
REP S AFRICA				673 FLAT-ROLLED IRON ETC.	88 322	7 189	3 833
IMPORTS	63 726 342	3 184 051	1 693 276	674 FLAT-ROLLED PLATED IRON	940	118	68
001 LIVE ANIMALS	23	138	74	675 FLAT-ROLLED, ALLOY STEEL	1 850	146	80
011 BOVINE MEAT	360	374	201	676 IRON, STL. BAR, SHAPES ETC.	134 040	11 895	6 354
012 OTHER MEAT, MEAT OFFAL	2 495	3 542	1 840	678 WIRE OF IRON OR STEEL	64 999	5 096	2 721
022 MILK AND CREAM	170	92	51	679 TUBES, PIPES, ETC. IRON, STL	73 073	7 435	3 952
034 FISH, FRESH, CHILLED, FROZEN	19 111	7 621	4 041	681 SILVER, PLATINUM, ETC.	330	397 052	211 073
036 CRUSTACEANS, MOLLUSCS ETC	189	386	208	682 COPPER	468 540	262 752	140 344
054 VEGETABLES	80 047	13 356	7 136	683 NICKEL	31 043	76 071	40 395
056 VEGETABLES, PRPD, PPSVD, NES	16 092	5 718	3 029	684 ALUMINIUM	65 709	26 093	13 884
057 FRUIT, NUTS EXCL. OIL NUTS	1 218 589	180 871	94 631	685 LEAD	4 169	592	319
058 FRUIT, PRESERVED, PREPARED	391 392	56 004	29 906	686 ZINC	10 502	3 506	1 838
059 FRUIT, VEGETABLE JUICES	122 389	22 698	11 983	687 TIN	679	911	497
062 SUGAR CONFECTIONERY	313	97	48	689 MISC. NON-FERR. BASE METAL	26 661	11 197	5 970
071 COFFEE, COFFEE SUBSTITUTE	238	82	47	691 METALLIC STRUCTURES NES	2 939	734	394
073 CHOCOLATE, OTH. COCOA PREP	180	70	37	693 WIRE PRODUCTS EXCL. ELECT	897	1 052	97
081 ANIMAL FEED STUFF	3 017 905	92 214	48 803	694 NAILS, SCREWS, NUTS, ETC.	4 938	1 084	554
112 ALCOHOLIC BEVERAGES	9 279	5 169	2 717	695 TOOLS	242	1 599	851
121 TOBACCO, UNMANUFACTURED	361	117	60	697 HOUSEHOLD EQUIPMENT, NES	21	110	58
211 HIDES, SKINS (EX. FURS), RAW	15 622	8 467	4 536	699 MANUFACTS. BASE METAL, NES	14 026	3 775	2 008
212 FURSKINS, RAW	242	4 089	2 161	713 INTRNL COMBUS PSTN ENGIN	2 701	5 010	2 677
222 OILSEED (SFT. FIX VEG. OIL)	119 474	15 873	8 528	714 ENGINES, MOTORS NON-ELECT	81	7 211	3 804
232 SYNTHETIC RUBBER, ETC.	7	7	7	716 ROTATING ELECTRIC PLANT	104	576	313
245 FUEL WOOD, WOOD CHARCOAL	97 750	6 501	3 392	723 CIVIL ENGINEERING EQUIPT	207	459	243
246 WOOD IN CHIPS, PARTICLES	324	79	44	724 TEXTILE, LEATHER MACHINES	19	98	52
248 WOOD, SIMPLY WORKED	3 850	781	417	725 PAPER, PULP MILL MACHINES	245	194	103
251 PULP AND WASTE PAPER	17 956	1 356	725	726 PRINTNG, BOOKBINDNG MACHS	550	524	276
263 COTTON	2 393	698	368	727 FOOD-PROCESS. MCH. NON DOM	65	102	55
266 SYNTHETIC FIBRES	5 367	363	192	728 OTH. MACH. PTS. SPCL INDUST	9 484	3 776	1 999
267 OTHER MAN-MADE FIBRES	126 341	181 710	97 867	731 METAL REMOVAL WORK TOOLS	229	381	204
268 WOOL, OTHER ANIMAL HAIR	2 427 272	28 880	15 407	735 PARTS, NES, FOR MACH-TOOLS	601	2 082	1 068
272 FERTILIZERS, CRUDE	298 612	11 226	5 924	737 METALWORKING MACHNRY NES	10	131	69
273 STONE, SAND AND GRAVEL	200	12 195	6 497	741 HEATNG, COOLNG EQUIP, PART	74	152	80
277 NATURAL ABRASIVES, NES	2 916 793	189 259	100 101	742 PUMPS FOR LIQUIDS, PARTS	231	524	277
278 OTHER CRUDE MINERALS	18 451 966	81 640	43 860	743 PUMPS NES, CENTRIFUGS ETC	2 949	3 896	2 071
281 IRON ORE, CONCENTRATES	1 830	463	239	744 MECHANICAL HANDLING EQUIP	1 444	550	289
282 FERROUS WASTE AND SCRAP	1 752	1 232	631	745 OTH. NON-ELEC. MCH. TOOL, NES	3 010	1 711	906
283 COPPER ORES, CONCENTRATES	6 220 854	143 499	76 008	746 BALL OR ROLLER BEARINGS	102	393	219
287 ORE, CONCENTR. BASE METALS	104 392	82 561	43 731	747 TAPS, COCKS, VALVES, ETC.	288	881	468
288 NON-FERROUS WASTE, SCRAP	28	3 445	1 878	748 TRANSMISSIONS SHAFTS ETC	375	411	216
289 PREC. METAL ORES, CONCENTRATES	1 496	1 350	718	749 NON-ELECT MACH. PARTS, ETC	190	258	138
291 CRUDE ANIMAL MATERLS. NES	46 690	19 594	10 438	751 OFFICE MACHINES	39	253	133
292 CRUDE VEG. MATERIALS, NES	23 576 199	189 378	100 442	752 AUTOMATC. DATA PROC. EQUIP	36	1 114	589
321 COAL, NOT AGGLOMERATED	643	186	100	759 PARTS, FOR OFFICE MACHINS	395	1 889	1 013
334 PETROLEUM PRODUCTS	109 811	23 599	12 658	763 SOUND RECORDER, PHONOGRPH	102	102	55
335 RESIDUAL PETROL. PRODUCTS	1 272	114	59	764 TELECOMM. EQUIP. PARTS NES	107	3 106	1 686
411 ANIMAL OILS AND FATS	5 976	950	531	771 ELECT POWER MACHNRY. PARTS	41	306	163
421 FIXED VEG. FAT, OILS, SOFT	648	571	303	772 ELEC. SWITCH, RELAY, CIRCUIT	567	7 196	3 847
422 FIXED VEG. FAT, OILS, OTHER	6 255	258	130	773 ELECTR. DISTRI. EQPT NES	267	979	523
431 ANIMAL, VEG. FATS, OILS, NES	287	63	35	774 ELECTRO-MEDCL. XRAY EQUIP	10	331	176
511 HYDROCARBONS, NES, DERIVTS	279	9 851	5 221	775 DOM. ELEC. NON-ELEC. EQUIPT	16	73	39
512 ALCOHOL, PHENOL, ETC. DERIV	898	327	174	776 TRANSISTORS, VALVES, ETC.	8	343	177
513 CARBOXYLIC ACIDS, DERIVTS	884	488	255	778 ELECTRIC. MACH. APPART. NES	293	1 033	543
515 ORGANO-INORGANIC COMPODS	5	1 405	767	781 PASS. MOTOR VEHCLS. EX. BUS	286	318	165
516 OTHER ORGANIC CHEMICALS	79 723	16 171	8 636	784 PARTS, TRACTORS, MOTOR VEH	18 759	23 481	12 480
522 INORGANIC CHEM. ELEMENTS	5 408	1 879	1 055	786 TRAILERS, SEMI-TRAILER, ETC	105	79	42
523 METAL. SALTS, INORGAN. ACID	963	4 570	2 407	791 RAILWAY VEHICLES. EQUIPNT	14	74	37
524 OTHER CHEMICAL COMPOUNDS				792 AIRCRAFT, ASSCOTD. EQUIPNT	7	266	141
				813 LIGHTING FIXTURES ETC. NES	61	77	42
				821 FURNITURE, CUSHIONS, ETC.	33 971	40 903	21 810
				831 TRUNK, SUIT-CASES, BAG, ETC	70	1 049	557

7 IMPORTS AND EXPORTS (SPECIAL TRADE) BY COUNTRIES OF PRODUCTION AND CONSUMPTION AND BY GROUPS OF THE SITC-REV. III 1989

GROUP DESCRIPTION	DT = 100 KG	1 000 DM	1 000 \$	GROUP DESCRIPTION	DT = 100 KG	1 000 DM	1 000 \$
841 MENS,BOYS CLOTHNG,X-KNIT	5 252	8 481	4 531	573 POLYMERS,VINYL CHLORIDE	94 512	23 255	12 348
842 WOMEN,GIRL CLOTHNG,XKNIT	1 732	6 814	3 640	574 POLYACETAL,POLYCARBONATE	52 351	29 163	15 437
843 MENS,BOYS CLOTHING,KNIT	1 949	6 022	3 233	575 OTH.PLASTIC,PRIMARY FORM	172 307	77 694	41 177
844 WOMEN,GIRLS CLOTHING,KNIT	700	2 516	1 358	581 PLASTIC TUBE,PIPE,HOSE	1 763	4 138	2 186
845 OTHR.TEXTILE APPAREL,NES	734	2 049	1 101	582 PLASTIC PLATE,SHEETS,ETC	34 280	28 840	15 273
846 CLOTHING ACCESSRS,FABRIC	2 052	4 350	2 323	583 MONOFILAMENT OF PLASTICS	1 297	2 725	1 443
848 CLOTHNG,NONTXTL;HEADGEAR	74	277	146	591 INSECTICIDES, ETC.	10 441	21 909	11 444
872 MEDICAL INSTRUMENTS NES	22	272	147	592 STARCHES,INULIN,ETC.	44 516	9 366	5 010
874 MEASURE,CONTRL INSTRMNT	55	3 065	1 619	593 EXPLOSIVES,PYROTECHNICS	107	255	132
881 PHOTOGRAPH APPAR.ETC.NES	11	552	285	597 PREPRD ADDITIVES,LIQUIDS	23 512	10 584	5 605
882 PHOTO.CINEMATOGPH.SUPPL	8	108	57	598 MISC.CHEMICAL PROOTS.NES	127 464	65 263	34 675
883 CINE.FILM EXPOSD.DEVELOPD	52	196	106	600 CPL IND PLANT CHAP 69-76	22 896	44 344	23 497
884 OPTICAL GOODS NES	8	302	158	611 LEATHER	11 050	21 206	11 288
892 PRINTED MATTER	153	224	115	612 MANUFACT. LEATHER ETC.NES	93	1 119	597
893 ARTICLES,NES,OF PLASTICS	1 143	2 761	1 473	613 FURSKINS,TANNED,DRESSED	21	800	431
894 BABY CARRIAGE,TOYS,GAMES	479	792	425	621 MATERIALS OF RUBBER	5 616	11 508	6 105
895 OFFICE,STATIONERY SUPPLS	210	545	287	625 RUBBER TYRES,TUBES,ETC.	12 739	10 599	5 620
896 WORKS OF ART,ANTIQUE ETC	14	255	136	629 ARTICLES OF RUBBER, NES	10 225	23 113	12 246
897 GOLD,SILVERWARE,JEWEL NES	21	884	478	633 CORK MANUFACTURES	832	4 054	2 147
898 MUSICAL INSTRUMENTS,ETC.	193	759	402	634 VENEERS, PLYWOOD, ETC.	5 987	1 398	743
899 MISC MANUFACTRD GOODS NES	1 302	4 341	2 289	635 WOOD MANUFACTURES, NES	1 499	1 524	827
971 GOLD,NONMONTNRY EXCL DRES	94	211 251	112 972	641 PAPER AND PAPERBOARD	377 499	90 694	48 464
972		303	161	642 PAPER,PAPERBOARD,CUT ETC	11 249	6 582	3 491
				651 TEXTILE YARN	35 643	31 798	16 802
EXPORTS	5 841 103	6 128 272	3 257 221	652 COTTON FABRICS, WOVEN	834	2 522	1 360
001 LIVE ANIMALS	790	2 167	1 155	653 FABRICS,MAN-MADE FIBRES	6 406	26 099	13 822
011 BOVINE MEAT	5 854	678	364	654 OTH.TEXTILE FABRIC,WOVEN	1 476	2 556	1 348
012 OTHER MEAT, MEAT OFFAL	15 869	3 514	1 869	655 KNIT,CROCHET.FABRIC NES	1 315	3 996	2 101
016 MEAT,ED.OFFL,DRY,SLT,SMK	283	76	42	656 TULLE,LACE,EMBROIDRY,ETC	550	2 804	1 479
017 MEAT,OFFL,PRPD,PRSD,NES	5 950	2 558	1 358	657 SPECIAL YARN,TXTL.FABRIC	12 482	28 907	15 317
022 MILK AND CREAM	109	104	56	658 TEXTILE ARTICLES NES	1 596	2 770	1 492
024 CHEESE AND CURD	1 316	794	417	659 FLOOR COVERINGS, ETC.	2 844	2 926	1 527
025 EGGS,BIRDS,YOLKS,ALBUMIN	35	61	33	661 LIME,CEMENT,CONSTR.MATRL	9 041	322	170
037 FISH ETC.PRPD,PRSD,NES	319	275	145	662 CLAY,REFRCT.CONSTR.MATRL	129 081	18 598	9 912
048 CEREAL PREPARATIONS	143 167	10 147	5 395	663 MINERAL MANUFACTURES,NES	45 186	23 756	12 556
054 VEGETABLES	2 704	1 968	1 036	664 GLASS	33 314	12 161	6 437
056 VEGETABLES,PRPD,PRSD,NES	3 405	1 347	718	665 GLSSWARE	10 194	8 503	4 514
057 FRUIT,NUTS EXCL.OIL NUTS	62	65	33	666 POTTERY	1 343	1 777	944
058 FRUIT,PRESERVED,PREPARED	404	185	92	667 PEARLS,PRECIOUS STONES	3 081	1 293	677
059 FRUIT, VEGETABLE JUICES	370	325	183	671 PIG IRON,SPIEGELEISN,ETC	13 417	1 871	981
061 SUGARS,MOLASSES,HONEY	3 514	640	335	672 INGOTS ETC.IRON OR STEEL	123 748	14 821	7 903
062 SUGAR CONFECTIONERY	150	96	49	673 FLAT-ROLLED IRON ETC.	233 547	32 282	17 093
071 COFFEE,COFFEE SUBSTITUTE	245	226	116	674 FLAT-ROLLED PLATED IRON	90 933	23 411	12 471
072 COCOA	2 736	1 603	845	675 FLAT-ROLLED, ALLOY STEEL	28 318	9 447	5 026
073 CHOCOLATE,OTH.COCOA PREP	665	578	310	676 IRON,STL.BAR,SHAPES ETC.	1 092	3 394	202
075 SPICES	504	497	263	677 RAILWAY TRACK IRON,STEEL	6 452	3 891	2 082
081 ANIMAL FEED STUFF	3 275	2 344	1 257	678 WIRE OF IRON OR STEEL	136 156	52 245	27 701
091 MARGARINE AND SHORTENING	110	94	50	679 TUBES,PIPES,ETC.IRON,STL	89	1 956	1 039
098 EDIBLE PROD.PREPRTS,NES	10 780	6 231	3 304	681 SILVER,PLATINUM,ETC.	22 234	29 099	15 462
112 ALCOHOLIC BEVERAGES	2 347	1 308	693	682 COPPER	1 312	6 257	3 364
121 TOBACCO, UNMANUFACTURED	721	183	94	683 NICKEL	42 179	28 874	15 532
122 TOBACCO, MANUFACTURED	115	305	164	684 ALUMINIUM	228	98	52
211 HIDES,SKINS(EX.FURS),RAW	195	67	37	686 ZINC	221	387	200
232 SYNTHETIC RUBBER, ETC.	28 820	9 601	5 101	687 TIN	178	1 268	673
248 WOOD, SIMPLY WORKED	861	124	63	688 WISC.NON-FERR.BASE METAL	8 681	16 986	9 133
251 PULP AND WASTE PAPER	3 123	536	288	691 METALLIC STRUCTURES NES	15 902	11 504	6 027
263 COTTON	952	614	329	692 CONTAINERS,STORAGE,TRNSP	10 731	7 560	4 019
266 SYNTHETIC FIBRES	55 131	19 096	10 134	693 WIRE PRODUCTS EXCL.ELECT	21 114	19 606	10 404
267 OTHER MAN-MADE FIBRES	21 588	11 134	5 925	694 NAILS,SCREWS,NUTS,ETC.	9 480	38 392	20 347
268 WOOL, OTHER ANIMAL HAIR	480	207	111	695 TOOLS	1 390	6 347	3 703
269 WORN CLOTHING,TEXTL.ARTL	6 795	1 107	584	696 CUTLERY	1 048	2 224	1 182
272 FERTILIZERS, CRUDE	8 213	377	203	697 HOUSEHOLD EQUIPMENT,NES	31 927	47 323	25 116
273 STONE, SAND AND GRAVEL	57 107	1 383	736	699 MANUFACTS.BASE METAL,NES	16 645	105 463	55 659
274 SULPHUR,UNRSTD.IRON PYRS	4 438	1 193	629	700 CPL IND PLANT (84/85/87)	1 660	9 319	4 959
277 NATURAL ABRASIVES, NES	42	490	257	711 STEAM GENER. BOILERS,ETC.	13 215	112 513	58 649
278 OTHER CRUDE MINERALS	29 031	2 238	1 185	712 STEAM TURBINES	135 479	397 658	211 034
285 ALUMINIUM ORE,CONCTR.ETC	6 876	1 071	563	713 INTRNL COMBUS PSTN ENGIN	92	10 033	5 343
288 NON-FERROUS WASTE,SCRAP	22 056	3 405	1 807	714 ENGINES,MOTORS NON-ELECT	12 367	28 942	15 338
291 CRUDE ANIMAL MATERLS.NES	9 377	10 172	5 417	716 ROTATING ELECTRIC PLANT	1 144	5 311	2 818
292 CRUDE VEG. MATERIALS, NES	7 755	12 336	6 600	718 OTH.POWR.GENRTNG.MACHNRY	28 269	33 513	17 740
322 BRIQUETTES,LIGHTITE,PEAT	6 040	208	112	721 AGRIC.MACHINES,EX.TRACTR	14 841	15 334	8 023
334 PETROLEUM PRODUCTS	44 988	8 312	4 425	722 TRACTORS	54 128	85 724	45 672
335 RESIDUAL PETROL. PRODUCTS	279 261	24 756	13 097	723 CIVIL ENGINEERING EQUIPT	31 669	120 503	64 311
411 ANIMAL OILS AND FATS	6 132	967	509	724 TEXTILE LEATHER MACHINES	6 027	24 542	12 996
421 FIXED VEG.FAT,OILS,SOFT	41 534	3 706	2 001	725 PAPER,PULP MILL MACHINES	10 805	65 590	35 237
422 FIXED VEG.FAT,OILS,OTHER	14	93	50	726 PRINTNG,BOOKBINDNG MACHS	4 537	15 232	8 090
431 ANIMAL,VEG.FATS,OILS,NES	3 560	1 004	537	727 FOOD-PROCESS.MCH.NON DDM	54 786	155 278	82 472
511 HYDROCARBONS,NES,DERIVTS	42 696	8 163	4 396	728 OTH.MACH,PTS,SPCL INDUST	18 980	44 037	23 378
512 ALCOHOL,PHENOL,ETC.DERIV	85 744	20 371	10 817	731 METAL REMOVAL WORK TOOLS	10 086	14 215	7 657
513 CARBOXYLIC ACIDS,DERIVTS	35 807	13 650	7 228	732 MACH-TOOLS,METAL-WORKING	6 425	12 332	6 553
514 NITROGEN-FUNCT.COMPOUNDS	48 144	25 793	14 129	735 PARTS,NES,FOR MACH-TOOLS	12 564	39 300	20 600
515 ORGANO-INORGANIC COMPNDS	23 983	32 649	17 131	737 METALWORKING MACHNRY NES			
516 OTHER ORGANIC CHEMICALS	46 486	13 186	6 975	741 HEATING,COOLNG EQUIP,PART	6 756	38 645	20 566
522 INORGANIC CHEM.ELEMENTS	141 231	29 468	15 677	742 PUMPS FOR LIQUIDS,PARTS	16 676	65 072	34 603
523 METAL. SALTS, INORGAN.ACID	152 826	19 730	10 427	743 PUMPS NES,CENTRIFUGS ETC	21 426	39 946	21 102
524 OTHER CHEMICAL COMPOUNDS	14 257	6 293	3 297	744 MECHANICAL HANDLING EQUIP	15 983	70 543	37 522
525 RADIO-ACTIVE MATERIALS	17	238	124	745 OTH.NONELEC MCH,TOOL,NES	17 716	47 413	25 241
531 SYNTH.COLOURS,LAKES,ETC.	22 323	61 383	32 628	746 BALL OR ROLLER BEARINGS	6 044	39 598	20 994
532 DYEING,TANNING MATERIALS	7 968	2 305	1 216	747 TAPS,COCKS,VALVES,ETC.	30 724	74 842	39 627
533 PIGMENTS, PAINTS, ETC.	44 651	28 395	15 057	748 TRANSMISSIONS SHAFTS ETC	5 052	26 308	13 994
541 MEDICINES,ETC.EXC.GRP542	3 204	27 202	14 488	749 NON-ELECT MACH.PARTS,ETC	1 524	10 482	5 518
542 MEDICAMENTS	3 885	38 914	20 682	751 OFFICE MACHINES	2 789	46 011	24 549
551 ESSNTL.OIL,PERFUME,FLAVR	3 236	9 319	4 940	752 AUTOMATC.DATA PROC.EQUIP	672	22 937	12 227
553 PERFUMERY,COSMETICS,ETC.	1 835	4 003	2 128	759 PARTS,FOR OFFICE MACHINS	138	1 047	584
554 SOAP,CLEANERS,POLISH,ETC	45 054	19 242	10 177	761 TELEVISION RECEIVERS ETC	436	12 885	6 928
562 FERTILIZER,EXCEPT GRP272	468 032	11 671	6 208	762 RADIO-BROADCAST RECEIVER	142	6 330	3 385
571 POLYMERS OF ETHYLENE	80 209	16 012	8 389	763 SOUND RECORDER,PHONOGRPH	5 716	170 816	90 751
572 POLYMERS OF STYRENE	36 566	12 600	6 771	764 TELECOMM.EQUIP,PARTS NES	3 342	18 871	10 063
				771 ELECT POWER MACHNRY,PARTS			

GROUP DESCRIPTION	DT = 100 KG	1 000 DM	1 000 \$	GROUP DESCRIPTION	DT = 100 KG	1 000 DM	1 000 \$
772 ELEC. SWITCH, RELAY, CIRCUIT	16 462	129 519	68 848	057 FRUIT, NUTS EXCL. OIL NUTS	51 057	5 008	2 672
773 ELECTR. DISTRIBUT. EQUIP. NES	9 270	20 367	10 802	058 FRUIT, PRESERVED, PREPARED	12 740	2 143	1 141
774 ELECTRO-MEDCL. XRAY EQUIP	1 191	30 744	18 382	059 FRUIT, VEGETABLE JUICES	4 737	1 345	712
775 DDM. ELEC. NON-ELEC. EQUIP	24 897	30 071	15 968	251 PULP AND WASTE PAPER	1 051	109	56
776 TRANSISTORS, VALVES, ETC.	591	28 719	15 248	282 FERROUS WASTE AND SCRAP	495	101	55
778 ELECTRIC. MACH. APPAR. NES	25 420	86 886	46 144	287 HOUSEHOLD EQUIPMENT, NES	177	143	75
781 PASS. MOTOR VEHCLS. EX. BUS	19 874	77 318	41 480	821 FURNITURE, CUSHIONS, ETC.	974	208	108
782 GOODS, SPCL. TRANSPORT VEH	7 429	10 179	5 391	844 WOMEN, GIRLS CLOTHING, KNIT	23	75	39
783 ROAD MOTOR VEHICLES NES	226	157	88				
784 PARTS, TRACTORS, MOTOR VEH	761 961	1 712 266	912 748	EXPORTS	16 844	11 070	5 993
785 CYCLES, MOTORCYCLES ETC.	439	1 427	764				
786 TRAILERS, SEMI-TRAILER, ETC	6 706	4 635	2 461	022 MILK AND CREAM	1 500	515	296
791 RAILWAY VEHICLES, EQUIPNT	7 789	1 930	1 021	035 FISH, DRIED, SALTED, SMOKED	1 600	832	445
792 AIRCRAFT, ASSOC'D. EQUIPNT	121	17 487	9 421	269 WORN CLOTHING, TEXTL. ARTL	186	54	30
793 SHIP, BOAT, FLOAT, STRUCTRS	216	893	469	335 RESIDUAL PETROL. PRODUCTS	4 589	513	277
800 CPL. IND. PLANT CHAP. 90/94	1 015	20 089	10 793	421 FIXED VEG. FAT, OILS, SOFT	1 900	284	146
812 PLUMBING, SANITRY, EOPT. ETC	120	410	209	515 ORGANO-INDORGANIC COMPNDS	75	1 052	596
813 LIGHTING FIXTURES ETC. NES	2 619	6 281	3 342	522 INORGANIC CHEM. ELEMENTS	2 979	424	230
821 FURNITURE, CUSHIONS, ETC.	13 307	16 682	8 816	541 MEDICINES, ETC. EXC. GRP542	5	88	45
831 TRUNK, SUIT-CASES, BAG, ETC	60	40	212	551 ESSNTL. OIL, PERFUME, FLAVR	537	693	358
841 MENS, BOYS CLOTHING, X-KNIT	24	626	332	575 OTH. PLASTIC, PRIMARY FORM	1 035	219	111
842 WOMEN, GIRL CLOTHING, X-KNIT	206	5 677	3 006	657 SPECIAL YARN, TKTL. FABRIC	29	266	151
843 MENS, BOYS CLOTHING, KNIT	3	103	61	724 TEXTILE, LEATHER MACHINES	1 350	3 745	2 043
844 WOMEN, GIRLS CLOTHING, KNIT	27	483	252	727 FOOD-PROCESS. MCH. NON DOM	74	708	363
845 OTHR. TEXTILE APPAREL, NES	44	1 192	628	728 OTH. MACH. PTS, SPCL. INDUST	26	119	67
846 CLOTHING ACCESSRS, FABRIC	67	549	289	745 OTH. NONELEC. MCH. TOOL, NES	128	437	239
848 CLOTHING, NONTKTL. HEADGEAR	7 83	574	304	749 NON-ELECT. MACH. PARTS, ETC	46	136	73
851 FOOTWEAR	332	1 327	703	764 TELECOMM. EQUIP. PARTS NES	6	202	115
871 OPTICAL INSTRUMENTS, NES	163	5 234	2 774				
872 MEDICAL INSTRUMENTS NES	2 242	33 020	17 687	LESOTHO			
873 METERS, COUNTERS, NES	1 255	11 324	6 015				
874 MEASURE, CONTROL INSTRMNT	5 653	89 124	47 340	IMPORTS	5 684	5 516	2 916
881 PHOTOGRAPH APPAR. ETC. NES	662	7 251	3 856				
882 PHOTO. CINEMA TOGRAPH. SUPPL	15 415	33 670	17 900	056 VEGETABLES, PRPD, PRSVD, NES	2 559	886	476
883 CINE. FILM EXPOS. DEVELOP	8	61	34	268 WOOL, OTHER ANIMAL HAIR	105	74	39
884 OPTICAL GOODS NES	142	9 737	5 169	335 RESIDUAL PETROL. PRODUCTS	491	115	59
885 WATCHES AND CLOCKS	643	6 133	3 251	841 MENS, BOYS CLOTHING, X-KNIT	355	1 283	675
891 ARMS AND AMMUNITION	55	457	244	842 WOMEN, GIRL CLOTHING, X-KNIT	37	63	32
892 PRINTED MATTER	4 935	10 102	5 362	843 MENS, BOYS CLOTHING, KNIT	113	537	282
893 ARTICLES, NES, OF PLASTICS	14 704	20 350	10 777	844 WOMEN, GIRLS CLOTHING, KNIT	68	60	32
894 BABY CARRIAGE, TOYS, GAMES	1 377	3 434	1 818	845 OTHR. TEXTILE APPAREL, NES	68	569	300
895 OFFICE, STATIONERY SUPPLS	5 104	11 460	6 073	899 HISC MANUFACTRD GOODS NES	1 900	1 777	943
896 WORKS OF ART, ANTIQUE ETC	7	502	269				
897 GOLD, SILVERWARE, JEWEL NES	36	12 750	6 324	EXPORTS	4 584	4 201	2 188
898 MUSICAL INSTRUMENTS, ETC.	4 230						

7 IMPORTS AND EXPORTS (SPECIAL TRADE) BY COUNTRIES OF PRODUCTION AND CONSUMPTION AND BY GROUPS OF THE SITC-REV. III 1989

GROUP DESCRIPTION	DT = 100 KG	1 000 DM	1 000 \$	GROUP DESCRIPTION	DT = 100 KG	1 000 DM	1 000 \$
231 NATURAL RUBBER, ETC.	2 850	729	391	674 FLAT-ROLLED PLATED IRON	32 608	5 510	2 890
232 SYNTHETIC RUBBER, ETC.	379 213	176 266	93 377	675 FLAT-ROLLED, ALLOY STEEL	11 188	14 585	7 721
246 WOOD IN CHIPS, PARTICLES	8 144	244	127	676 IRON, STL.BAR, SHAPES ETC.	47 069	20 648	11 008
247 WOOD ROUGH,ROUGH SQUARED	1 107 889	119 446	63 532	677 RAILWAY TRACK IRON,STEEL	98	85	46
248 WOOD, SIMPLY WORKED	964 299	152 131	80 782	678 WIRE OF IRON OR STEEL	6 678	4 529	2 401
251 PULP AND WASTE PAPER	6 588 031	939 468	498 817	679 TUBES,PIPES,ETC. IRON, STL	17 726	38 588	20 453
263 COTTON	515 173	132 144	70 817	681 SILVER,PLATINUM,ETC.	269	58 016	31 210
266 SYNTHETIC FIBRES	39 380	41 320	21 938	682 COPPER	149 546	127 027	67 078
267 OTHER MAN-MADE FIBRES	59 751	26 445	14 103	683 NICKEL	12 672	55 712	29 560
268 WOOL, OTHER ANIMAL HAIR	4 223	4 766	2 531	684 ALUMINIUM	177 020	93 598	50 038
269 WORN CLOTHING,TEXTL.ARTL	5 685	1 688	897	685 LEAD	8 269	1 471	825
272 FERTILIZERS, CRUDE	6 265 733	57 876	30 821	686 ZINC	17 383	7 454	3 936
273 STONE, SAND AND GRAVEL	45 588	12 661	6 713	687 TIN	399	848	451
274 SULPHUR,UNRSTD. IRON PYRS	201 649	5 084	2 672	689 MISC.NON-FERR.BASE METAL	83 380	91 197	48 442
277 NATURAL ABRASIVES, NES	12 276	55 859	29 843	691 METALLIC STRUCTURES NES	18 156	21 893	11 621
278 OTHER CRUDE MINERALS	2 969 462	113 125	60 112	692 CONTAINERS,STORAGE,TRNSP	12 188	19 363	10 305
281 IRON ORE, CONCENTRATES	230 200	805	413	693 WIRE PRODUCTS EXCL.ELECT	5 375	8 241	4 345
282 FERROUS WASTE AND SCRAP	176 138	38 989	20 637	694 NAILS,SCREWS,NUTS,ETC.	23 912	75 481	40 066
283 COPPER ORES,CONCENTRATES	1 200 544	168 180	88 672	695 TOLDS	19 074	131 791	70 101
284 NICKEL ORES,CONCTR,MATTE	959	418	236	696 CUTLERY	5 863	44 337	23 781
285 ALUMINIUM ORE,CONCTR,ETC	12 414	5 313	2 830	697 HOUSEHOLD EQUIPMENT,NES	6 650	9 927	5 269
287 ORE,CONCENTR.BASE METALS	133 273	64 711	34 379	699 MANUFACTS.BASE METAL,NES	98 220	246 829	131 110
288 NON-FERROUS WASTE, SCRAP	646 100	262 260	140 166	711 STEAM GENER. BOILERS,ETC.	232	832	442
289 PREC.METAL ORES,CONCTRSTS	13 312	179 499	95 354	712 STEAM TURBINES	1 230	12 113	6 282
291 CRUDE ANIMAL MATERLS,NES	281 244	66 341	35 313	713 INTRNL COMBUS PSTN ENGIN	113 233	291 088	154 793
292 CRUDE VEG.MATERIALS, NES	106 884	84 285	45 001	714 ENGINES,MOTORS NON-ELECT	13 270	1 057 412	562 860
321 COAL,NOT AGGLOMERATED	2 878 916	29 316	15 638	716 ROTATING ELECTRIC PLANT	41 107	162 526	86 465
325 COKE,SEMI-COKE,RET.CARBN	969 110	13 909	7 436	718 OTH.POWR.GENRTNG.MACHNRY	9 908	77 373	41 250
334 PETROLEUM PRODUCTS	1 310 935	92 884	49 148	721 AGRIC.MACHINES,EX.TRACTR	58 624	81 256	43 021
335 RESIDUAL PETROL.PRODUCTS	13 908 883	243 671	130 074	722 TRACTORS	17 110	21 821	11 533
342 LIQUEFIED PROPANE,BUTANE	617	105	58	723 CIVIL ENGINEERING EQUIPT	114 478	132 816	70 586
344 PETROLEUM GASES, NES	44 238	1 874	994	724 TEXTILE,LEATHER MACHINES	11 383	49 912	26 500
411 ANIMAL OILS AND FATS	260 340	20 384	10 865	725 PAPER,PULP MILL MACHINES	10 426	46 039	24 242
421 FIXED VEG.FAT,OILS, SOFT	111 645	18 626	9 935	726 PRINTNG,BOOKBINDNG MACHS	13 209	103 536	55 223
422 FIXED VEG.FAT,OILS,OTHER	16 894	8 916	4 742	727 FOOD-PROCESS.MCH.NON DOM	3 092	16 056	8 583
431 ANIMAL,VEG.FATS,OILS,NES	65 425	7 121	3 835	728 OTH.MACH,PTS,SPCL INDUST	45 909	371 319	197 094
511 HYDROCARBONS,NES,DERIVTS	2 564 722	254 498	135 607	731 METAL REMOVAL WORK TOOLS	9 993	76 726	40 833
512 ALCOHOL,PHENOL,ETC.DERIV	398 208	79 878	42 230	733 MACH-TOOLS,METAL-WORKING	23 268	57 339	30 610
513 CARBOXYLIC ACIDS,DERIVTS	616 663	162 679	85 922	735 PARTS,NES,FOR MACH-TOOLS	8 511	55 317	29 358
514 NITROGEN-FUNCT.COMPOUNDS	395 613	226 771	120 066	737 METALWORKING MACHNRY NES	5 530	51 688	27 416
515 ORGANIC-INORGANIC COMPNDS	99 063	320 742	171 355	741 HEATING,COOLNG EQUIP,PART	94 143	376 592	200 389
516 OTHER ORGANIC CHEMICALS	179 478	80 119	42 483	742 PUMPS FOR LIQUIDS,PARTS	67 610	213 380	113 423
522 INORGANIC CHEM.ELEMENTS	579 245	123 942	65 732	743 PUMPS NES,CENTRIFUGS ETC	59 454	210 590	111 855
523 METAL.SALTS,INORGAN.ACID	939 895	97 780	52 137	744 MECHANICAL HANDLING EQUIP	42 490	55 776	29 704
524 OTHER CHEMICAL COMPOUNDS	10 369	26 531	14 043	745 OTH.NONELEC MCH,TOOL,NES	30 165	180 165	95 924
525 RADIO-ACTIVE MATERIALS	14 540	485 692	259 851	746 BALL OR ROLLER BEARINGS	23 497	90 888	48 462
531 SYNTH.COLOURS,LAKES,ETC.	13 209	32 077	17 055	747 TAPS,COCKS,VALVES,ETC.	20 397	156 325	83 126
532 DYEING,TANNING MATERIALS	797	834	443	748 TRANSMISSIONS SHAFTS ETC	42 839	111 611	59 372
533 PIGMENTS, PAINTS, ETC.	162 833	115 796	61 725	749 NON-ELECT MACH.PARTS,ETC	9 038	60 034	31 883
541 MEDICINES,ETC.EXC.GRPS42	29 420	417 834	222 793	751 OFFICE MACHINES	17 532	139 467	74 342
542 MEDICAMENTS	3 758	93 815	49 846	752 AUTOMATC.DATA PROC.EQUIP	117 748	3 291 127	1 753 718
551 ESSENTL.OIL,PERFUME,FLAVR	15 278	30 447	16 166	759 PARTS,FOR OFFICE MACHINS	69 628	2 199 105	1 171 284
553 PERFUMERY, COSMETICS,ETC.	10 700	28 590	15 204	761 TELEVISION RECEIVERS ETC	4 419	16 279	8 706
554 SOAP,CLEANERS,POLISH,ETC	66 175	35 312	18 731	762 RADIO-BROADCAST RECEIVER	5 840	5 314	2 849
562 FERTILIZER,EXCEPT GRP272	786 811	32 758	17 409	763 SOUND RECORDER,PHONOGRPH	1 269	17 929	9 592
571 POLYMERS OF ETHYLENE	299 651	103 814	55 235	764 TELECOMI.EQUIP.PARTS NES	27 498	498 990	265 207
572 POLYMERS OF STYRENE	103 716	40 124	21 334	771 ELECT POWER MACHNRY,PARTS	16 073	157 111	83 702
573 POLYMERS,VINYL CHLORIDE	54 800	56 741	30 225	772 ELEC.SWITCH.RELAY.CIRCUIT	29 448	584 634	311 045
574 POLYACETAL,POLYCARBONATE	313 489	158 487	84 252	773 ELECTR.DISTRIB.EQPT NES	41 238	187 401	99 700
575 OTH.PLASTIC,PRIMARY FORM	577 635	353 054	187 447	774 ELECTRO-MEDCL,XRAY EQUIP	8 513	238 813	126 785
579 PLASTIC WASTE, SCRAP ETC	3 884	1 168	614	775 DOM.ELEC, NON-ELEC. EQUIPT	23 356	55 188	29 236
581 PLASTIC TUBE,PIPE,HOSE	5 512	20 877	11 069	776 TRANSISTORS,VALVES,ETC.	11 163	1 015 659	540 228
582 PLASTIC PLATE,SHEETS,ETC	117 601	192 152	102 058	778 ELECTRIC.MACH.APPART.NES	79 908	667 671	354 971
583 MONOFILAMENT OF PLASTICS	680	2 877	1 532	781 PASS.MOTOR VEHCLS.EX.BUS	410 485	639 127	339 312
591 INSECTICIDES, ETC.	15 399	22 804	11 553	782 GOODS,SPCL TRANSPORT VEH	15 770	20 467	10 903
592 STARCHES,INULIN,ETC.	43 198	52 875	28 090	783 ROAD MOTOR VEHICLES NES	842	1 178	621
593 EXPLOSIVES, PYROTECHNICS	524	7 303	3 983	784 PARTS,TRACTORS,MOTOR VEH	117 440	276 942	147 246
597 PREPRD.ADDITIVES,LIQUIDS	71 899	37 466	19 922	785 CYCLES,MOTORCYCLES ETC.	26 448	74 427	39 498
598 MISC.CHEMICAL PRODTS,NES	448 730	528 223	280 316	786 TRAILERS,SEMI-TRAILR,ETC	126 001	19 734	10 468
611 LEATHER	23 441	71 537	37 807	791 RAILWAY VEHICLES.EQUIPNT	785	1 938	1 022
612 MANUFACT. LEATHER ETC.NES	1 012	4 184	2 238	792 AIRCRAFT, ASSCCTD. EQUIPNT	70 869	4 103 212	2 173 467
613 FURSKINS, TANNED, DRESSED	101	3 253	1 733	793 SHIP,BOAT,FLOAT.STRUCTRS	227 239	73 607	38 886
621 MATERIALS OF RUBBER	40 479	57 281	30 371	811 PREFABRICATED BUILDINGS	5 235	1 971	1 048
625 RUBBER TYRES,TUBES,ETC.	98 977	69 993	36 990	812 PLUMBING,SANITRY,EQPT.ETC	2 900	2 058	1 099
629 ARTICLES OF RUBBER, NES	13 609	61 164	32 447	813 LIGHTNING FIXTURES ETC.NES	5 658	32 553	17 421
633 CORK MANUFACTURES	135	331	174 821	821 FURNITURE,CUSHIONS,ETC.	40 678	73 909	39 230
634 VENEERS, PLYWOOD, ETC.	894 037	191 762	102 242	831 TRUNK,SUIT-CASES,BAG,ETC	2 314	8 985	4 766
635 WOOD MANUFACTURES, NES	15 436	5 146	2 729	841 MENS,BOYS CLOTHING,X-KNIT	2 123	10 419	5 608
641 PAPER AND PAPERBOARD	1 432 188	196 291	104 003	842 WOMEN,GIRL CLOTHING,XKNIT	642	6 936	3 690
642 PAPER,PAPERBOARD,CUT ETC	74 056	67 430	35 669	843 MENS,BOYS CLOTHING,KNIT	499	3 083	1 607
651 TEXTILE YARN	192 906	203 692	108 294	844 WOMEN,GIRLS CLOTHING,KNIT	389	3 947	2 079
652 COTTON FABRICS, WOVEN	7 365	18 480	9 833	845 OTHR TEXTILE APPAREL,NES	4 120	20 458	10 872
653 FABRICS,MAN-MADE FIBRES	8 725	34 731	18 482	846 CLOTHING ACCESSRS,FABRIC	7 148	25 972	13 834
654 OTH TEXTILE FABRIC,WOVEN	5 898	10 351	5 472	848 CLOTHING,NOHTXTL;HEADGEAR	18 989	37 358	19 879
655 KNIT,CROCHET FABRIC NES	2 724	9 897	5 301	851 FOOTWEAR	5 580	18 418	9 704
656 TULLE,LACE,EMBROIDRY,ETC	2 241	13 035	6 911	871 OPTICAL INSTRUMENTS,NES	2 494	118 342	62 949
657 SPECIAL YARN,TXTL.FABRIC	60 419	112 304	59 562	872 MEDICAL INSTRUMENTS NES	23 872	366 750	195 063
658 TEXTILE ARTICLES NES	3 904	12 840	6 783	873 METERS,COUNTERS,NES	1 541	20 876	11 098
659 FLOOR COVERINGS, ETC.	12 600	13 820	7 333	874 MEASURE,CONTROL INSTRMT	43 033	1 430 764	761 865
661 LIME,CEMENT,CONSTR.MATRL	7 120	1 307	6 881	881 PHOTOGRAPH APPAR.ETC.NES	14 201	146 019	77 360
662 CLAY,REFRCT,CONSTR,MATRL	12 564	7 502	3 985	882 PHOTD.CINEMATOGRPH.SUPPL	133 999	499 411	265 658
663 MINERAL MANUFACTURES,NES	74 871	113 250	60 049	893 CINE.FILM EXPOSD.DEVELOPD	371	8 364	4 453
664 GLASS	68 557	77 951	41 403	884 OPTICAL GOODS NES	2 154	92 630	49 258
665 GLASSWARE	9 780	16 566	8 781	885 WATCHES AND CLOCKS	706	8 914	4 731
666 POTTERY	1 663	2 892	1 532	891 ARMS AND AMMUNITION	10 549	33 615	17 852
667 PEARLS,PRECIOUS STONES	-	-	-	892 PRINTED MATTER	71 988	180 642	95 901
671 PIG IRON,SPIEGELISM,ETC	103 484	17 141	9 106	893 ARTICLES,NES,OF PLASTICS	102 219	223 901	119 035
672 INGOTS ETC.IRON OR STEEL	3 430	1 459	783	894 BABY CARRIAGE, TOYS,GAMES	59 937	178 850	95 087
673 FLAT-ROLLED IRON ETC.	23 308	2 279	1 214	895 OFFICE,STATIONERY SUPPLS	9 301	43 232	23 061

7 IMPORTS AND EXPORTS (SPECIAL TRADE) BY COUNTRIES OF PRODUCTION AND CONSUMPTION AND BY GROUPS OF THE SITC-REV. III 1989

GROUP DESCRIPTION	DT = 100 KG	1 000 DM	1 000 \$	GROUP DESCRIPTION	DT = 100 KG	1 000 DM	1 000 \$
896 WORKS OF ART, ANTIQUE ETC	1 681	109 323	58 237	593 EXPLOSIVES, PYROTECHNICS	3 344	9 652	5 163
897 GOLD, SILVERWARE, JEWELRY	425	30 028	15 993	597 PREPARED ADDITIVES, LIQUIDS	42 296	19 477	10 405
898 MUSICAL INSTRUMENTS, ETC.	57 699	624 344	332 241	598 MISC. CHEMICAL PRODS, NES	1 236 223	425 771	226 258
899 MISC MANUFACTURED GOODS, NES	9 154	172 542	91 675	600 CPL IND PLANT CHAP 69-76	4 145	5 640	3 046
961 COIN NONGOLD NONCURRENT	223	14 267	7 641	611 LEATHER	30 925	70 763	37 601
971 GOLD, NONMONETARY EXCL ORES	8	19 337	10 360	612 MANUFACT. LEATHER ETC, NES	1 148	6 594	3 517
972				613 FURS, FURSKINS, TANNED, DRESSED	1 108	3 330	1 747
EXPORTS	51 306 413	46 624 083	24 812 188	621 MATERIALS OF RUBBER	91 314	45 553	24 177
001 LIVE ANIMALS	1 466	6 862	3 561	625 RUBBER TYRES, TUBES, ETC.	296 553	217 527	115 442
016 MEAT, ED. OFFL, DRY, SLT, SMK	336	410	221	629 ARTICLES OF RUBBER, NES	42 820	77 365	41 119
017 MEAT, OFFL, PRPD, PRSVD, NES	1 723	1 098	587	633 CORK MANUFACTURES	6 643	2 451	1 306
022 MILK AND CREAM	8 065	3 681	1 948	634 VENEERS, PLYWOOD, ETC.	52 613	30 614	16 274
023 BUTTER, OTHER FAT OF MILK	124	119	65	635 WOOD MANUFACTURES, NES	35 572	35 894	19 052
024 CHEESE AND CURD	25 183	14 831	7 891	641 PAPER AND PAPERBOARD	2 044 077	441 397	234 231
034 FISH, FRESH, CHILLED, FROZEN	226	495	260	642 PAPER, PAPERBOARD, CUT ETC	153 297	83 440	44 376
035 FISH, DRIED, SALTED, SMOKED	50	192	102	651 TEXTILE YARN	182 816	188 306	100 171
037 FISH ETC, PREP, PRSVD, NES	3 826	5 116	2 727	652 COTTON FABRICS, WOVEN	6 242	41 608	22 138
047 OTHER CEREAL MEAL, FLOURS	662	134	73	653 FABRICS, MAN-MADE FIBRES	39 244	146 871	78 072
048 CEREAL PREPARATIONS	130 197	47 398	25 127	654 OTH. TEXTILE FABRIC, WOVEN	11 228	33 961	18 055
054 VEGETABLES	50 013	50 970	27 747	655 KNIT, CROCHET, FABRIC NES	11 141	19 309	10 194
056 VEGETABLES, PRPD, PRSVD, NES	20 523	9 788	5 212	656 TULLE, LACE, EMBROIDRY, ETC	2 078	9 878	5 239
057 FRUIT, NUTS EXCL. OIL NUTS	2 395	2 484	1 334	657 SPECIAL YARN, TKTL, FABRIC	57 788	101 299	53 807
058 FRUIT, PRESERVED, PREPARED	25 429	8 041	4 277	658 TEXTILE ARTICLES NES	14 930	28 007	14 789
059 FRUIT, VEGETABLE JUICES	380 705	79 561	42 567	659 FLOOF COVERINGS, ETC.	9 686	15 296	8 123
061 SUGARS, MOLASSES, HONEY	16 889	1 783	841	661 LIME, CEMENT, CONSTR. MATRL	16 859	4 423	2 349
062 SUGAR CONFECTIONERY	156 447	53 220	28 287	662 CLAY, REFRCT, CONSTR. MATRL	303 399	50 628	26 943
071 COFFEE, COFFEE SUBSTITUTE	445 190	269 342	142 670	663 MINERAL MANUFACTURES, NES	106 644	167 059	88 546
072 COCOA	61 107	17 232	9 159	664 GLASS	262 689	155 111	82 401
073 CHOCOLATE, OTH. COCOA PREP	26 535	21 950	11 646	665 GLASSWARE	178 916	101 573	101 760
074 TEA AND MATE				666 POTTERY	32 888	98 585	52 490
075 SPICES	2 035	1 937	1 027	667 PEARLS, PRECIOUS STONES			
081 ANIMAL FEED STUFF	52 150	59 080	31 302	671 PIG IRON, SPIEGELEISN, ETC	307 140	84 923	44 862
098 EDIBLE PROD, PREPRTNS, NES	43 482	29 669	15 777	672 INGOTS ETC. IRON OR STEEL	3 234 211	171 010	91 677
111 NON-ALCOHOL. BEVERAGE, NES	94 332	13 969	7 363	673 FLAT-ROLLED IRON ETC.	4 868 546	446 567	237 575
112 ALCOHOLIC BEVERAGES	1 475 724	319 518	169 566	674 FLAT-ROLLED PLATED IRON	2 564 117	306 558	162 720
121 TOBACCO, UNMANUFACTURED	40 721	6 996	3 745	675 FLAT-ROLLED, ALLOY STEEL	457 698	130 855	69 501
122 TOBACCO, MANUFACTURED	468	1 865	993	676 IRON, STL, BAR, SHAPES ETC.	1 705 813	174 779	92 343
211 HIDES, SKINS (EX. FURS), RAW	1 033	1 376	678	677 RAILWAY TRACK IRON, STEEL	91 780	9 422	5 039
212 FURS, FURSKINS, RAW	19	1 777	695	678 WIRE OF IRON OR STEEL	145 972	31 944	16 926
222 OILSEED (SFT, FIX VEG. OIL)	928	549	290	679 TUBES, PIPES, ETC. IRON, STL	1 883 477	304 191	161 567
231 NATURAL RUBBER, ETC.	290	111	57	681 SILVER, PLATINUM, ETC.	100	69 679	36 904
232 SYNTHETIC RUBBER, ETC.	118 383	33 913	17 950	682 COPPER	293 036	232 724	123 922
246 WOOD IN CHIPS, PARTICLES	604	218	117	683 NICKEL	26 233	86 572	46 041
248 WOOD, SIMPLY WORKED	15 103	3 984	2 100	684 ALUMINIUM	226 467	200 003	106 336
251 PULP AND WASTE PAPER	30 311	6 369	3 382	685 LEAD	3 809	2 255	1 203
256 SYNTHETIC FIBRES	81 209	39 866	21 102	686 ZINC	34 451	11 746	6 148
267 OTHER MAN-MADE FIBRES	25 702	5 970	3 172	687 TIN	155	413	224
268 WOOL, OTHER ANIMAL HAIR	2 370	1 874	995	688 MISC. NON-FERR. BASE METAL	10 052	47 299	24 976
269 WORN CLOTHING, TEXTL, ARTL	10 503	3 396	1 792	691 METALLIC STRUCTURES NES	71 763	47 526	25 294
272 FERTILIZERS, CRUDE	17 086	1 155	615	692 CONTAINERS, STORAGE, TRNSP	30 841	60 399	32 218
273 STONE, SAND AND GRAVEL	6 899	683	365	693 WIRE PRODUCTS EXCL. ELECT	144 161	101 180	53 670
277 NATURAL ABRASIVES, NES	190	3 852	2 033	694 NAILS, SCREWS, NUTS, ETC.	75 646	82 535	43 782
278 OTHER CRUDE MINERALS	130 837	4 254	2 259	695 TOOLS	62 040	257 410	137 029
282 FERROUS WASTE AND SCRAP	17 359	804	422	696 CUTLERY	13 102	91 274	48 479
285 ALUMINIUM ORE, CONCTP, ETC	45 795	15 509	8 254	697 HOUSEHOLD EQUIPMENT, NES	18 173	34 201	18 183
287 ORE, CONCENTR. BASE METALS	1 376	8 122	4 354	698 MANUFACT. BASE METAL, NES	365 578	413 524	219 891
288 NON-FERROUS WASTE, SCRAP	27 023	62 887	33 165	699 CPL IND PLANT (84/85/87)	55 659	152 544	82 485
289 PREC. METAL ORES, CONCTPS	324	1 824	926	711 STEAM GENER. BOILERS, ETC.	1 863	3 550	1 883
291 CRUDE ANIMAL MATERIALS, NES	27 750	28 790	15 275	712 STEAM TURBINES	1 460	14 846	8 045
292 CRUDE VEG. MATERIALS, NES	20 580	28 591	15 181	713 INTERNAL COMBUS PSTN ENGIN	750 650	1 292 804	688 733
325 COKE, SEMI-COKE, RET. CARBN	5 803 105	123 629	64 754	714 ENGINES, MOTORS NON-ELECT	13 165	821 221	434 542
334 PETROLEUM PRODUCTS	673 583	18 571	9 798	716 ROTATING ELECTRIC PLANT	78 276	255 229	135 448
335 RESIDUAL PETROL. PRODUCTS	230 546	24 028	12 801	718 OTH. POWR. GENRTNG. MACHNRY	30 820	91 050	48 318
411 ANIMAL OILS AND FATS	2 438	2 154	1 173	721 AGRIC. MACHINES, EX. TRACTR	133 544	137 714	73 015
421 FIXED VEG. FAT, OILS, SOFT	77 360	6 352	3 340	722 TRACTORS	564 717	513 096	274 204
422 FIXED VEG. FAT, OILS, OTHER	87	67	36	723 CIVIL ENGINEERING EQUIPT	466 293	470 191	249 453
431 ANIMAL, VEG. FATS, OILS, NES	32 167	10 389	5 524	724 TEXTILE, LEATHER MACHINES	281 671	1 157 624	616 981
511 HYDROCARBONS, NES, DERIVTS	665 426	86 395	45 868	725 PAPER, PULP MILL MACHINES	97 322	357 112	189 283
512 ALCOHOL, PHENOL, ETC. DERIV	834 825	247 023	131 301	726 PRINTING, BOOKBINDNG MACHS	159 801	765 512	406 094
513 CARBOXYLIC ACIDS, DERIVTS	615 937	173 821	92 302	727 FOOD-PROCESS. MCH. NON DOM	25 038	127 516	67 743
514 NITROGEN-FUNCT. COMPOUNDS	402 018	428 984	227 932	728 OTH. MACH. PTS, SPCL INDUST	470 817	1 317 414	700 020
515 ORGANO-INORGANIC COMPOUNDS	283 773	643 137	342 618	731 METAL REMOVAL WORK TOOLS	122 394	570 936	304 196
516 OTHER ORGANIC CHEMICALS	270 141	218 667	116 322	733 MACH-TOOLS, METAL-WORKING	47 371	146 309	78 055
522 INORGANIC CHEM. ELEMENTS	1 377 681	248 331	131 947	735 PARTS, NES, FOR MACH-TOOLS	31 913	214 423	114 386
523 METAL. SALTS, INORGAN. ACID	1 219 887	223 830	118 702	737 METALWORKING MACHNRY NES	41 030	125 209	66 236
524 OTHER CHEMICAL COMPOUNDS	39 145	58 382	31 092	741 HEATING, COOLNG EQUIP, PART			
525 RADIO-ACTIVE MATERIALS	995	88 887	47 117	742 PUMPS FOR LIQUIDS, PARTS	85 461	425 005	226 000
531 SYNTH. COLOURS, LAKES, ETC.	140 135	427 785	227 357	743 PUMPS NES, CENTRIFUGS ETC	166 357	470 676	250 352
532 DYEING, TANNING MATERIALS	29 592	7 198	3 797	744 MECHANICAL HANDLING EQUIP	180 543	277 684	147 845
533 PIGMENTS, PAINTS, ETC.	248 467	148 054	78 501	745 OTH. NONELEC MCH, TOOL, NES	137 016	649 033	345 362
541 MEDICINES, ETC. EXC. GRP542	70 146	386 374	205 387	746 BALL OR ROLLER BEARINGS	108 693	285 391	152 092
542 MEDICAMENTS	13 447	197 699	105 660	747 TAPS, COCKS, VALVES, ETC.	57 777	269 273	143 140
551 ESSENTL. OIL, PERFUME, FLAVR	11 969	12 936	6 884	748 TRANSMISSIONS SHAFTS ETC	436 577	474 205	252 120
553 PERFUMERY, COSMETICS, ETC.	30 447	84 720	44 971	749 NON-ELECT MACH. PARTS, ETC	44 019	136 910	72 736
554 SOAP, CLEANERS, POLISH, ETC	104 909	49 865	26 689	751 OFFICE MACHINES	21 728	118 726	62 862
562 FERTILIZER, EXCEPT GRP272	451 381	15 798	8 536	752 AUTOMATC. DATA PROC. EQUIP	15 476	422 016	224 979
571 POLYMERS OF ETHYLENE	24 026	8 133	4 296	759 PARTS, FOR OFFICE MACHINS	24 927	508 912	270 270
572 POLYMERS OF STYRENE	61 017	18 306	9 722	761 TELEVISION RECEIVERS ETC	487	7 397	3 977
573 POLYMERS, VINYL CHLORIDE	69 465	32 377	17 177	762 RADIO-BROADCAST RECEIVER	654	14 079	7 522
574 POLYACETAL, POLYCARBONATE	87 786	52 163	27 559	763 SOUND RECORDER, PHONOGRPH	8 134	55 002	29 327
575 OTH. PLASTIC, PRIMARY FORM	520 767	323 392	171 760	764 TELECOMM. EQUIP. PARTS NES	17 505	293 622	156 174
579 PLASTIC WASTE, SCRAP ETC	109 279	14 826	7 978	771 ELECT POWER MACHNRY, PARTS	48 135	223 712	119 702
581 PLASTIC TUBE, PIPE, HOSE	28 859	64 139	34 059	772 ELECT. SWITCH, RELAY, CIRCUIT	85 328	822 295	434 833
582 PLASTIC PLATE, SHEETS, ETC	352 822	306 448	162 793	773 ELECTR. DISTRIB. EQPT NES	28 441	103 330	54 914
583 MONOFILAMENT OF PLASTICS	26 146	18 480	9 784	774 ELECTRO-MEDCL, XRAY EQUIP	40 346	706 613	375 680
591 INSECTICIDES, ETC.	53 172	66 759	35 637	775 DOM. ELEC. NON-ELEC. EQUIPT	101 193	227 997	121 207
592 STARCHES, INULIN, ETC.	308 584	91 813	48 445	776 TRANSISTORS, VALVES, ETC.	5 712	448 737	239 504
				778 ELECTRIC. MACH. APPART. NES	285 985	851 252	452 528
				781 PASS. MOTOR VEHCLS. EX. BUS	2 830 230	9 483 137	5 066 698

7 IMPORTS AND EXPORTS (SPECIAL TRADE) BY COUNTRIES OF PRODUCTION AND CONSUMPTION AND BY GROUPS OF THE SITC-REV. III 1989

GROUP DESCRIPTION	DT = 100 KG	1 000 DM	1 000 \$	GROUP DESCRIPTION	DT = 100 KG	1 000 DM	1 000 \$
782 GOODS, SPCL TRANSPORT VEH	50 558	76 758	40 895	334 PETROLEUM PRODUCTS	1 050	310	165
783 ROAD MOTOR VEHICLES NES	8 548	19 100	10 323	335 RESIDUAL PETROL PRODUCTS	146 747	9 223	4 903
784 PARTS, TRACTORS, MOTOR VEH	924 464	2 218 718	1 179 621	411 ANIMAL OILS AND FATS	93 860	6 658	3 562
785 CYCLES, MOTORCYCLES ETC	10 497	24 025	12 965	421 FIXED VEG. FAT, OILS, SOFT	1 535	173	85
786 TRAILERS, SEMI-TRAILER ETC	58 988	54 991	29 320	431 ANIMAL VEG. FATS, OILS, NES	1 146	659	350
791 RAILWAY VEHICLES, EQUIPNT	13 950	26 590	14 053	511 HYDROCARBONS, NES, DERIVTS	134 807	13 395	7 058
792 AIRCRAFT, ASSCOTD. EQUIPNT	4 821	305 329	161 737	512 ALCOHOL, PHENDL, ETC. DERIV	87 452	2 698	1 406
793 SHIP, BOAT, FLQAT. STRUCTRS	5 869	3 807	2 022	513 CARBOXYLIC ACIDS, DERIVTS	17 011	3 508	1 869
800 CPL IND PLANT CHAP 90/94	1 14	513	266	514 NITROGEN-FUNCT. COMPOUNDS	4 468	2 677	1 429
811 PREFABRICATED BUILDINGS	1 632	2 203	1 162	515 ORGANO-INORGANIC COMPNDS	448	2 165	1 134
812 PLUMBING, SANITRY, EQPT, ETC	21 354	9 969	5 327	516 OTHER ORGANIC CHEMICALS	90	470	247
813 LIGHTING FIXTURES ETC. NES	10 804	45 200	24 047	522 INORGANIC CHEM. ELEMENTS	82 901	18 983	10 076
821 FURNITURE, CUSHIONS, ETC.	273 601	332 881	176 761	523 METAL SALTS, INORGAN. ACID	632	331	177
831 TRUNK, SUIT-CASES, BAG, ETC	3 923	31 613	16 912	524 OTHER CHEMICAL COMPOUNDS	76	288	142
841 MENS, BOYS CLOTHING, X-KNIT	2 355	50 728	26 855	525 RADIO-ACTIVE MATERIALS	2 626	23 281	12 545
842 WOMEN, GIRL CLOTHING, X-KNIT	3 674	106 709	56 901	531 SYNTH. COLOURS, LAKES, ETC.	504	107	58
843 MENS, BOYS CLOTHING, KNIT	78	654	348	532 DYEING, TANNING MATERIALS	44	76	40
844 WOMEN, GIRLS CLOTHING, KNIT	747	755	4 630	533 PIGMENTS, PAINTS, ETC.	1 176	1 954	1 029
845 OTHR. TEXTILE APPAREL, NES	1 602	33 748	18 000	541 MEDICINES, ETC. EXC. GRP542	92	10 021	5 308
846 CLOTHING ACCESSRS, FABRIC	2 459	23 843	12 543	542 MEDICAMENTS	61	3 947	2 109
848 CLOTHING, NONTXLT, HEADGEAR	4 395	37 233	19 793	551 ESSENTL. OIL, PERFUME, FLAVR	66	420	222
851 FOOTWEAR	9 815	53 637	28 411	553 PERFUMERY, COSMETICS, ETC.	637	686	365
871 OPTICAL INSTRUMENTS, NES	5 636	171 881	91 582	554 SOAP, CLEANERS, POLISH, ETC.	4 173	2 134	1 131
872 MEDICAL INSTRUMENTS NES	15 440	462 370	246 449	562 FERTILIZER, EXCEPT GRP272	18 326	427	231
873 METERS, COUNTERS, NES	3 373	34 110	18 128	571 POLYMERS OF ETHYLENE	103 715	17 864	9 418
874 MEASURE, CONTROL INSTRMT	63 075	1 091 413	580 646	572 POLYMERS OF STYRENE	3 078	693	355
881 PHOTOGRAPH APPAR, ETC. NES	11 810	151 318	80 706	573 POLYMERS, VINYL CHLORIDE	788	337	180
882 PHOTO. CINEMATOGRPH. SUPPL	97 327	177 957	94 407	574 POLYACETAL, POLYCARBONATE	2 226	515	280
883 CINE. FILM EXPOSD. DEVELPD	58	701	369	575 OTH. PLASTIC, PRIMARY FORM	6 449	2 622	1 396
884 OPTICAL GOODS NES	2 272	155 477	82 776	579 PLASTIC WASTE, SCRAP ETC	1 750	277	150
885 WATCHES AND CLOCKS	22 291	159 011	84 446	581 PLASTIC TUBE, PIPE, HOSE	348	406	216
891 ARMS AND AMMUNITION	4 540	56 817	30 405	582 PLASTIC PLATE, SHEETS, ETC	4 854	5 015	2 634
892 PRINTED MATTER	108 489	247 294	132 667	583 MONOFILAMENT OF PLASTICS	147	116	56
893 ARTICLES, NES, OF PLASTICS	187 459	291 686	154 832	591 INSECTICIDES, ETC.	361	63	32
894 BABY CARRIAGE, TOYS, GAMES	60 685	163 963	86 993	592 STARCHES, INULIN, ETC.	239	365	188
895 OFFICE, STAT. OFFICR SUPPLS	49 982	126 597	67 189	593 EXPLOSIVES, PYROTECHNICS	19	273	141
896 WORKS OF ART, ANTIQUE ETC	3 150	429 258	227 283	597 PREPRD. ADDITIVES, LIQUIDS	4 018	877	471
897 GOLD, SILVERWARE, JEWEL NES	90 567	70 356	37 507	598 MISC. CHEMICAL PRODS. NES	73 019	23 915	12 702
898 MUSICAL INSTRUMENTS, ETC.	90 454	278 164	148 112	611 LEATHER	15 127	12 574	6 789
899 MISC MANUFACTRD. GOODS NES	38 899	133 807	71 294	612 MANUFACT. LEATHER ETC. NES	31	106	57
941 COMPL IND PLANT CHAP 99	869	1 395	722	613 FURSKINS, TANNED, DRESSED	31	1 286	682
961 COIN NONGOLD NONCURRENT	7	1 135	609	621 MATERIALS OF RUBBER	2 595	1 203	630
971 GOLD, NONMONTY EXCL DRES	7	7 277	3 892	625 RUBBER TYRES, TUBES, ETC.	2 252	1 558	845
972	1	9 611	5 105	629 ARTICLES OF RUBBER, NES	931	2 510	1 325
CANADA				634 VENEERS, PLYWOOD, ETC.	189 159	30 136	16 151
IMPORTS	73 831 033	4 356 140	2 317 621	635 WOOD MANUFACTURES, NES	19 050	4 327	2 290
001 LIVE ANIMALS	1 524	2 694	1 404	641 PAPER AND PAPERBOARD	1 680 232	173 951	91 989
012 OTHER MEAT, MEAT OFFAL	2 225	944	503	642 PAPER, PAPERBOARD, CUT ETC	451	477	249
022 MILK AND CREAM	15 225	6 109	3 205	651 TEXTILE YARN	20 888	19 593	10 419
025 EGGS, BIRDS, YOLKS, ALBUMIN	1 864	3 064	1 637	653 FABRICS, MAN-MADE FIBRES	101	312	167
034 FISH, FRESH, CHILLED, FROZEN	100 382	27 317	14 500	654 OTH. TEXTILE FABRIC, WOVEN	4 314	4 971	2 697
035 FISH, DRIED, SALTED, SMOKED	4 217	3 141	1 655	656 TULLE, LACE, EMBROIDRY, ETC	64	404	216
036 CRUSTACEANS, MOLLUSCS ETC	13 497	14 902	7 984	657 SPECIAL YARN, TXLT. FABRIC	656	3 139	1 664
037 FISH ETC. PREPD, PRSVD. NES	2 127	3 435	1 840	658 TEXTILE ARTICLES NES	170	1 066	570
041 WHEAT, MESLIN, UNMILLED	148 869	7 401	3 999	659 FLOOR COVERINGS, ETC.	167	105	58
043 BARLEY, UNMILLED	96 479	2 268	1 215	661 LIME, CEMENT, CONSTR. MATRL	13 415	1 086	582
044 MAIZE UNMILLED	2 391	1 094	584	662 CLAY, REFRCT. CONSTR. MATRL	8 712	429	231
045 OTHER CEREALS, UNMILLED	55 957	5 307	2 826	663 MINERAL MANUFACTURES, NES	2 286	1 114	584
048 CEREAL PREPARATIONS	2 200	298	158	664 GLASS	9 052	9 214	4 894
054 VEGETABLES	185 008	11 549	6 122	665 GLASSWARE	343	175	92
056 VEGETABLES, PRPD, PRSVD, NES	25 806	6 203	3 295	666 POTTERY	67	243	130
057 FRUIT, NUTS EXCL. OIL NUTS	756	337	181	667 PEARLS, PRECIOUS STONES	806 982	43 382	23 070
058 FRUIT, PRESERVED, PREPARED	40 188	14 855	7 971	671 PIG IRON, SPIEGELEISN, ETC	174 554	10 431	5 372
059 FRUIT, VEGETABLE JUICES	217	309	167	672 INGOTS ETC. IRON OR STEEL	10 523	822	444
061 SUGARS, MOLASSES, HONEY	30 658	10 829	5 761	675 FLAT-ROLLED, ALLOY STEEL	2 614	1 067	568
071 COFFEE, COFFEE SUBSTITUTE	370	214	108	676 IRON, STL. BAR, SHAPES ETC.	58 281	3 927	2 065
081 ANIMAL FEED STUFF	182 280	5 159	2 787	677 RAILWAY TRACK IRON, STEEL	1 136	114	59
098 EDIBLE PROD. PREPRTNS, NES	2 532	592	315	679 TUBES, PIPES, ETC. IRON, STL	1 516	939	496
112 ALCOHOLIC BEVERAGES	4 085	2 949	1 559	681 SILVER, PLATINUM, ETC.	174	5 172	2 686
121 TOBACCO, UNMANUFACTURED	11 319	7 077	3 753	682 COPPER	187 513	102 812	54 607
211 HIDES, SKINS (EX. FURS), RAW	7 934	3 915	2 076	683 NICKEL	51 439	119 591	63 459
212 FURSKINS, RAW	497	8 490	4 530	684 ALUMINIUM	275 073	104 351	55 830
222 OILSEED (SFT. FIX VEG. OIL)	363 538	16 621	8 782	685 LEAD	2 596	334	177
223 OILSEED (OTH. FIX. VEG. OIL)	1 466 718	91 158	48 826	686 ZINC	32 934	10 925	5 755
232 SYNTHETIC RUBBER, ETC.	3 399	1 227	654	689 MISC. NON-FERR. BASE METAL	3 404	8 887	4 695
247 WOOD ROUGH, ROUGH SQUARED	9 070	1 562	838	691 METALLIC STRUCTURES NES	670	510	259
248 WOOD, SIMPLY WORKED	701 811	102 579	54 480	692 CONTAINERS, STORAGE, TRNSP	75	77	40
251 PULP AND WASTE PAPER	8 800 274	1 247 993	663 900	693 WIRE PRODUCTS EXCL. ELECT	20	145	77
263 COTTON	585	111	58	694 NAILS, SCREWS, NUTS, ETC.	967	2 149	1 136
266 SYNTHETIC FIBRES	179	78	39	695 TOOLS	2 692	9 205	4 890
267 OTHER MAN-MADE FIBRES	950	301	162	696 CUTLERY	51	173	92
268 WOOL, OTHER ANIMAL HAIR	62	131	68	697 HOUSEHOLD EQUIPMENT, NES	926	1 570	834
273 STONE, SAND AND GRAVEL	13 561	869	454	699 MANUFACT. BASE METAL, NES	3 174	5 311	2 825
274 SULPHUR, UNRSTD. IRON PYRS	868 014	19 866	10 670	713 INTRNL COMBUS PSTN ENGIN	1 303	2 745	1 480
278 OTHER CRUDE MINERALS	278 391	28 177	14 954	714 ENGINES, MOTORS NON-ELECT	299	42 506	22 767
281 IRON ORE, CONCENTRATES	48 947 471	250 153	133 222	716 ROTATING ELECTRIC PLANT	1 516	4 656	2 469
282 FERROUS WASTE AND SCRAP	16 720	3 857	2 015	718 OTH. POWR. GENRTNG. MACHNRY	256	1 396	744
284 NICKEL ORES, CONCTR, MATTE	13 083	30 468	16 147	721 AGRIC. MACHINES, EX. TRACTR	104	255	138
285 ALUMINIUM ORE, CONCTR. ETC	11 761	1 926	1 007	722 TRACTORS	466	692	360
287 ORE, CONCENTR. BASE METALS	4 784 597	312 538	165 068	723 CIVIL ENGINEERING EQUIPT	8 311	10 339	5 447
288 NON-FERROUS WASTE, SCRAP	1 750 814	100 402	53 269	724 TEXTILE, LEATHER MACHINES	432	1 072	575
289 PREC. METAL ORES, CONCTRSTS	2 667	49 466	26 575	725 PAPER, PULP MILL MACHINES	703	6 406	3 338
291 CRUDE ANIMAL MATERIALS, NES	29 762	12 350	6 591	726 PRINTNG, BOOKBINDNG MACHS	363	2 363	1 268
292 CRUDE VEG. MATERIALS, NES	11 476	5 164	2 796	727 FOOD-PROCESS. MCH. NON DOM	34	198	103
321 COAL, NOT AGGLOMERATED	229 976	2 957	1 566	728 OTH. MACH. PTS, SPCL INDUST	2 958	19 115	10 180
322 BRIQUETTES, LIGNITE, PEAT	1 557	109	57	731 METAL REMOVAL WORK TOOLS	456	1 633	878
				733 MACH-TOOLS, METAL-WORKING	1 082	1 335	700
				735 PARTS, NES, FOR MACH-TOOLS	1 777	1 361	717

7 IMPORTS AND EXPORTS (SPECIAL TRADE) BY COUNTRIES OF PRODUCTION AND CONSUMPTION AND BY GROUPS OF THE SITC-REV. III 1989

GROUP DESCRIPTION	DT = 100 KG	1 000 DM	1 000 \$	GROUP DESCRIPTION	DT = 100 KG	1 000 DM	1 000 \$
737 METALWORKING MACHNRY NES	38	551	295	267 OTHER MAN-MADE FIBRES	665	256	136
741 HEATING, COOLING EQUIP. PART	515	1 608	853	268 WOOL, OTHER ANIMAL HAIR	149	300	151
742 PUMPS FOR LIQUIDS, PARTS	1 381	3 776	2 008	269 WORN CLOTHING, TEXTL. ARTL	166	170	87
743 PUMPS NES, CENTRIFUGS ETC	13 492	48 421	25 757	272 FERTILIZERS, CRUDE	805	57	31
744 MECHANICAL HANDLING EQUIP	2 339	2 187	1 160	277 NATURAL ABRASIVES, NES	60	293	154
745 OTH. NONELEC MCH. TOOL. NES	1 936	3 383	1 783	278 OTHER CRUDE MINERALS	8 532	575	303
746 BALL OR ROLLER BEARINGS	4 120	9 780	5 208	285 ALUMINIUM ORE, CONCTR. ETC	1 666	1 141	603
747 TAPS, COCKS, VALVES, ETC	1 029	4 575	2 457	288 NON-FERROUS WASTE, SCRAP	22 470	9 751	5 278
748 TRANSMISSIONS, SHAFTS ETC	2 153	9 221	4 861	291 CRUDE ANIMAL MATERLS. NES	1 426	333	178
749 NON-ELECT MACH. PARTS, ETC	868	10 398	5 490	292 CRUDE VEG. MATERIALS, NES	5 791	4 469	2 397
751 OFFICE MACHINES	83	484	262	325 COKE, SEMI-COKE, RET. CARBN	397 418	8 718	4 667
752 AUTOMATC. DATA PROC. EQUIP	1 236	28 316	15 177	326 PETROLEUM PRODUCTS	5 560	1 232	652
759 PARTS, FOR OFFICE MACHINS	1 596	49 322	26 296	335 RESIDUAL PETROL. PRODUCTS	64 275	3 051	1 648
761 TELEVISION RECEIVERS ETC	1 593	6 246	3 363	431 ANIMAL, VEG. FATS, OILS, NES	816	350	185
762 RADIO-BROADCAST RECEIVER	2 691	38 735	20 568	511 HYDROCARBONS, NES, DERIVTS	1 792	2 509	1 322
763 SOUND RECORDER, PHONOGRPH	1 206	1 669	899	512 ALCOHOL, PHENOL, ETC. DERIV	40 334	8 511	4 515
764 TELECOMM. EQUIP. PARTS NES	1 880	61 992	33 001	513 CARBOXYLIC ACIDS, DERIVTS	40 799	49 677	26 707
771 ELECT POWER MACHIN. PARTS	1 598	2 783	1 492	514 NITROGEN-FUNCT. COMPOUNDS	176 913	40 446	21 427
772 ELEC. SWITCH, RELAY, CIRCUIT	1 162	10 004	5 336	515 ORGANIC-INORGANIC COMPNDS	18 541	31 758	16 521
773 ELECTR. DISTRIB. EQPT NES	2 533	3 991	2 123	516 OTHER ORGANIC CHEMICALS	32 936	12 316	6 607
774 ELECTRO-MEDCL. XRAY EQUIP	3 109	1 274	2 589	522 INORGANIC CHEM. ELEMENTS	41 842	11 508	6 092
775 DOM. ELEC. NON-ELEC. EQUIPT	3 436	4 816	2 589	523 METAL, SALTS, INORGAN. ACID	240 186	41 649	22 126
776 TRANSISTORS, VALVES, ETC.	1 64	12 170	6 478	524 OTHER CHEMICAL COMPOUNDS	3 130	1 951	1 040
778 ELECTRIC MACH. APPART. NES	26 516	31 100	16 581	525 RADIO-ACTIVE MATERIALS		1 104	57
781 PASS. MOTOR VEHCLS. EX. BUS	3 665	6 128	3 217	531 SYNTH. COLOURS, LAKES, ETC.	31 236	85 298	45 293
782 GOODS, SPCL. TRANSPORT VEH	80	540	281	532 DYEING, TANNING MATERIALS	10 643	2 391	1 258
783 ROAD MOTOR VEHICLES NES	80	138	75	533 PIGMENTS, PAINTS, ETC	25 379	16 596	8 814
784 PARTS, TRACTORS, MOTOR VEH	36 868	70 172	37 197	541 MEDICINES, ETC. EXC. GRP542	6 556	32 864	17 524
785 CYCLES, MOTORCYCLES ETC.	195	964	522	542 MEDICAMENTS	7 065	63 258	33 616
786 TRAILERS, SEMI-TRAILER, ETC	848	645	344	551 ESSENTL. OIL, PERFUME, FLAVR	3 078	1 025	548
792 AIRCRAFT, ASSCOTD. EQUIPNT	1 605	159 894	84 695	553 PERFUMERY, COSMETICS, ETC.	9 356	16 706	8 877
793 SHIP, BOAT, FLOAT, STRUCTRS	577	1 000	518	554 SOAP, CLEANERS, POLISH, ETC	20 300	12 054	6 383
811 PREFABRICATED BUILDINGS	10 070	3 660	1 944	562 FERTILIZER, EXCEPT GRP272	4 596	302	157
812 PLUMBING, SANITARY EQPT. ETC	34	307	164	571 POLYMERS OF ETHYLENE	4 385	1 286	689
813 LIGHTING FIXTURES ETC NES	27	136	67	572 POLYMERS OF STYRENE	28 393	8 283	4 339
821 FURNITURE, CUSHIONS, ETC.	14 893	7 548	4 025	573 POLYMERS, VINYL CHLORIDE	36 336	11 410	6 055
831 TRUNK, SUIT-CASES, BAG, ETC	147	366	189	574 POLYACETAL, POLYCARBONATE	20 697	12 407	6 583
841 MENS. BOYS CLOTHING, X-KNIT	58	366	200	575 OTH. PLASTIC, PRIMARY FORM	147 244	62 629	33 143
842 WOMEN, GIRL CLOTHING, X-KNIT	10	572	305	579 PLASTIC WASTE, SCRAP ETC	7 783	1 214	67
843 MENS. BOYS CLOTHING, KNIT	11	81	581	581 PLASTIC TUBE, PIPE, HOSE	6 265	11 692	6 172
844 WOMEN, GIRLS CLOTHING, KNIT	10	133	72	582 PLASTIC PLATE, SHEETS, ETC	63 638	42 683	22 574
845 OTHR. TEXTILE APPAREL, NES	162	1 052	558	583 MONOFILAMENT OF PLASTICS	4 313	3 181	1 699
846 CLOTHING ACCESSRS, FABRIC	150	545	293	591 INSECTICIDES, ETC.	9 942	6 730	3 608
848 CLOTHING, NONTEXTL; HEADGEAR	455	1 973	1 029	592 STARCHES, INULIN, ETC.	48 675	10 677	5 690
851 FOOTWEAR	107	475	250	593 EXPLOSIVES, PYROTECHNICS	236	1 127	610
871 OPTICAL INSTRUMENTS, NES	38	2 889	1 553	597 PREPRD. ADDITIVES, LIQUIDS	22 906	8 633	4 585
872 MEDICAL INSTRUMENTS NES	582	2 097	1 106	598 MSC. CHEMICAL PRODTS. NES	81 194	53 506	28 358
873 METERS, COUNTERS, NES	44	381	202	611 LEATHER	1 880	3 189	1 698
874 MEASURE, CONTROL INSTRUMNT	618	20 940	11 185	612 MANUFACT. LEATHER ETC. NES	154	470	251
881 PHOTOGRAPH APPAR. ETC. NES	50	1 217	642	613 FURS, SKINS, TANNED, DRESSED	39	1 620	881
882 PHOTO, CINEMA TOGRAPH, SUPPL	145	1 074	579	621 MATERIALS OF RUBBER	5 608	3 415	1 796
883 CINE. FILM EXPOSD. DEVELOPD	9	244	131	625 RUBBER TYRES, TUBES, ETC.	34 953	25 444	13 966
884 OPTICAL GOODS NES	134	4 663	2 482	629 ARTICLES OF RUBBER, NES	2 629	8 926	4 756
885 WATCHES AND CLOCKS	83	569	305	633 CORK MANUFACTURES	288	1 097	579
891 ARMS AND AMMUNITION	159	1 388	742	634 VENEERS, PLYWOOD, ETC.	4 786	3 194	1 715
892 PRINTED MATTER	1 246	2 814	1 495	635 WOOD MANUFACTURES, NES	3 407	2 667	1 429
893 ARTICLES, NES, OF PLASTICS	3 184	4 472	2 374	641 PAPER AND PAPERBOARD	180 788	59 962	31 856
894 BABY CARRIAGE, TOYS, GAMES	2 137	6 364	3 361	642 PAPER, PAPERBOARD, CUT ETC	18 864	13 629	7 263
895 OFFICE, STATIONERY SUPPLS	28	166	90	651 TEXTILE YARN	25 737	42 310	22 508
896 WORKS OF ART, ANTIQUE ETC	103	3 137	1 667	652 COTTON FABRICS, WOVEN	2 116	9 080	4 818
897 GOLD, SILVERWARE, JEWEL NES	2	935	500	653 FABRICS, MAN-MADE FIBRES	6 090	26 662	14 208
898 MUSICAL INSTRUMENTS, ETC.	1 384	10 596	5 665	654 OTH. TEXTILE FABRIC, WOVEN	1 420	9 033	4 822
899 MISC. MANUFACTRD GOODS NES	231	12 461	6 695	655 KNIT, CROCHET, FABRIC NES	1 130	4 372	2 334
961 COIN NONGOLD NONCURRENT	192	17 608	9 425	656 TULLE, LACE, EMBROIDRY, ETC	340	3 575	1 907
971 GOLD, NONMONETARY EXCL. ORES	109	88 946	48 481	657 SPECIAL YARN, TEXTL. FABRIC	8 666	11 295	6 027
972	28	80 545	43 463	658 TEXTILE ARTICLES NES	2 484	5 174	2 731
				659 FLOOR COVERINGS, ETC.	2 381	3 980	2 098
EXPORTS	5 235 060	5 116 412	2 722 332	661 LIME, CEMENT, CONSTR. MATRL	5 190	1 451	762
001 LIVE ANIMALS	513	1 997	1 074	662 CLAY, REFRCT. CONSTR. MATRL	195 208	25 350	13 407
017 MEAT, OFFL. PRPD, PRSVD, NES	166	159	83	663 MINERAL MANUFACTURES, NES	22 755	29 432	15 617
022 MILK AND CREAM	341	391	203	664 GLASS	36 389	7 391	3 905
024 CHEESE AND CURD	8 926	8 441	4 509	665 GLASSWARE	16 403	13 866	7 367
034 FISH, FRESH, CHILLED, FROZN	13 506	979	532	666 POTTERY	4 203	7 990	4 239
037 FISH ETC. PREPD, PRSVD, NES	3 142	2 130	1 123	667 PEARLS, PRECIOUS STONES	76 564	15 567	8 335
048 CEREAL PREPARATIONS	23 508	10 345	5 493	671 PIG IRON, SPIEGELEISN, ETC	18 491	1 342	713
054 VEGETABLES	6 599	4 663	2 460	672 INGOTS ETC. IRON OR STEEL	299 578	25 795	13 825
056 VEGETABLES, PRPD, PRSVD, NES	13 185	2 827	1 502	673 FLAT-ROLLED IRON ETC.	12 268	1 586	835
057 FRUIT, NUTS EXCL. OIL NUTS	428	514	272	674 FLAT-ROLLED PLATED IRON	165 477	90 263	47 954
058 FRUIT, PRESERVED, PREPARED	5 285	3 841	2 044	675 FLAT-ROLLED, ALLOY STEEL	279 171	33 184	17 611
059 FRUIT, VEGETABLE JUICES	51 203	10 822	5 727	676 IRON, STL. BAR, SHAPES ETC.	15 089	2 345	1 271
061 SUGARS, MOLASSES, HONEY	65 618	4 587	2 426	677 RAILWAY TRACK IRON, STEEL	13 459	7 596	4 000
062 SUGAR CONFECTIONERY	8 410	4 024	2 138	678 WIRE OF IRON OR STEEL	166 124	48 761	25 978
071 COFFEE, COFFEE SUBSTITUTE	35 159	24 159	12 786	679 TUBES, PIPES, ETC. IRON, STL	31	6 343	3 470
072 COCOA	4 494	2 404	1 284	681 SILVER, PLATINUM, ETC.	23 372	22 340	11 869
073 CHOCOLATE, OTH. COCOA PREP	21 195	13 839	7 289	682 COPPER	962	3 733	1 998
074 TEA AND MATE	3 302	3 318	1 798	683 NICKEL	38 699	32 120	16 952
075 SPICES	717	922	490	684 ALUMINIUM	740	444	235
081 ANIMAL FEED STUFF	2 262	2 516	1 319	686 ZINC	351	1 922	1 023
098 EDIBLE PROD. PREPRTNS, NES	16 558	9 587	5 084	689 MISC. NON-FERR. BASE METAL	24 327	11 548	6 159
111 NON-ALCOHOL. BEVERAGE, NES	12 057	1 413	754	691 METALLIC STRUCTURES NES	2 741	3 035	1 616
112 ALCOHOLIC BEVERAGES	144 958	46 884	24 732	692 CONTAINERS, STORAGE, TRNSP	41 151	22 923	12 189
122 TOBACCO, MANUFACTURED	160	263	144	693 WIRE PRODUCTS EXCL. ELECT	6 270	5 058	2 674
212 FURSKINS, RAW	7	244	131	694 NAILS, SCREWS, NUTS, ETC.	16 936	54 934	29 262
222 DILSEED(SFT. FIX VEG. OIL)	3 333	259	140	695 TOOLS	1 803	10 951	5 825
232 SYNTHETIC RUBBER, ETC.	4 106	1 693	905	696 CUTLERY	3 263	4 881	2 584
246 WOOD IN CHIPS, PARTICLES	2 279	133	73	697 HOUSEHOLD EQUIPMENT, NES	74 765	87 117	46 485
248 WOOD, SIMPLY WORKED	894	230	118	699 MANUFACTS. BASE METAL, NES	7 723	22 237	11 966
266 SYNTHETIC FIBRES	5 216	2 323	1 234	700 CPL INDR PLANT (84/85/87)	1 206	2 384	1 301
				711 STEAM GENER. BOILERS, ETC.			

7 IMPORTS AND EXPORTS (SPECIAL TRADE) BY COUNTRIES OF PRODUCTION AND CONSUMPTION AND BY GROUPS OF THE SITC-REV. III 1989

GROUP DESCRIPTION	DT = 100 KG	1 000 DM	1 000 \$	GROUP DESCRIPTION	DT = 100 KG	1 000 DM	1 000 \$
713 INTRNL COMBUS PSTN ENGIN	18 103	59 601	31 756	727 FOOD-PROCESS.MCH.NON DOM	52	1 020	519
714 ENGINES,MOTORS NON-ELECT	163	35 104	18 855	781 PASS.MOTOR VEHCLS.EX.BUS	100	141	74
716 ROTATING ELECTRIC PLANT	12 306	33 015	17 546	792 AIRCRAFT, ASSOCTD. EQUIPNT	1	1 859	998
718 OTH. POHR. GENRTNG. MACHNRY	3 163	8 208	4 379	842 WOMEN,GIRL CLOTHNG,XKNIT	10	123	44
721 AGRIC.MACHINES, EX. TRACTR	15 005	17 117	9 044	848 CLOTHNG,NONTXTL;HEADGEAR	5	90	46
722 TRACTORS	86 518	84 658	44 346	851 FOOTWEAR	10	86	41
723 CIVIL ENGINEERING EQUIPT	85 867	114 776	60 694	872 MEDICAL INSTRUMENTS NES	13	126	68
724 TEXTILE, LEATHER MACHINES	19 138	68 085	36 100	874 MEASURE, CONTROL INSTRMNT	2	171	89
725 PAPER,PULP MILL MACHINES	16 490	50 062	32 104				
726 PRINTNG,BOOKBINDNG MACHS	21 069	104 892	55 782	ST PIERRE			
727 FOOD-PROCESS.MCH.NON DOM	4 364	30 759	16 389				
728 OTH.MACH,PTS,SPCL INDUST	46 887	144 639	77 187	IMPORTS	2 397	1 261	672
731 METAL REMOVAL WORK TOOLS	18 905	64 080	34 150				
733 MACH-TOOLS,METAL-WORKING	11 424	24 163	12 827	034 FISH,FRESH,CHILLED,FROZN	2 014	824	440
735 PARTS,NES, FOR MACH-TOOLS	2 254	19 487	10 359	071 COFFEE,COFFEE SUBSTITUTE	225	72	37
737 METALWORKING MACHNRY NES	17 780	26 475	14 146	778 ELECTRIC.MACH.APPT.NES	10	263	141
741 HEATNG.COOLNG EQUIP,PART							
742 PUMPS FOR LIQUIDS,PARTS	4 637	22 776	12 100	EXPORTS	871	841	438
743 PUMPS NES,CENTRIFUGS ETC	13 012	43 166	22 981				
744 MECHANICAL HANDLING EQUIP	37 538	53 912	28 764	699 MANUFACTS.BASE METAL,NES	305	148	84
745 OTH.NON-ELEC MCH, TOOL,NES	44 509	150 185	79 887	761 TELEVISION RECEIVERS ETC	21	74	39
746 BALL OP ROLLER BEARINGS	19 894	48 214	25 661	772 ELEC.SWITCH.RELAY.CIRCUIT	1	150	81
747 TAPS,COCKS,VALVES,ETC.	11 350	38 002	20 174				
748 TRANSMISSIONS SHAFTS ETC	18 610	38 002	20 293	MEXICO			
749 NON-ELECT MACH. PARTS,ETC	8 592	34 086	18 253				
751 OFFICE MACHINES	2 668	21 284	11 429	IMPORTS	5 382 787	933 843	495 030
752 AUTOMATC.DATA PROC.EQUIP	2 428	18 419	9 779				
759 PARTS, FOR OFFICE MACHINS	1 114	12 175	6 549	001 LIVE ANIMALS	23	63	33
761 TELEVISION RECEIVERS ETC	14	315	167	012 OTHER MEAT, MEAT OFFAL	510	131	69
762 RADIO-BROADCAST RECEIVER	24	570	309	045 OTHER CEREALS, UNMILLED	840	308	161
763 SOUND RECORDER, PHONOGRPH	571	2 938	1 577	054 VEGETABLES	7 028	2 456	1 273
764 TELECOMM.EQUIP. PARTS NES	945	9 022	4 785	056 VEGETABLES, PRPD, PRSVD, NES	877	148	79
771 ELECT POWER MACHNRY, PARTS	6 432	12 382	6 544	057 FRUIT,NUTS EXCL.OIL NUTS	12 585	4 329	2 331
772 ELEC. SWITCH. RELAY. CIRCUIT	11 320	70 843	37 618	058 FRUIT, PRESERVED, PREPARED	1 383	2 210	1 123
773 ELECTR DISTRIB. EQPT NES	7 178	11 030	5 802	059 FRUIT, VEGETABLE JUICES	8 483	2 273	1 215
774 ELECT-MEDCL.XRAY EQUIP	3 510	61 518	32 754	061 SUGARS,MOLASSES,HONEY	595 775	44 218	23 597
775 DOM.ELEC,NOI-ELEC.EQUIPT	13 851	39 997	21 130	062 SUGAR CONFECTIONERY	301	128	67
776 TRANSISTORS, VALVES, ETC.	193	30 766	16 361	071 COFFEE,COFFEE SUBSTITUTE	86 494	49 112	26 099
778 ELECTRIC.MACH.APPT.NES	25 565	61 303	32 658	072 COCOA	7 227	4 898	2 634
781 PASS.MOTOR VEHCLS.EX.BUS	322 104	865 005	463 813	075 SPICES	2 315	667	358
782 GOODS, SPCL TRANSPORT VEH	13 133	20 328	10 854	081 ANIMAL FEED STUFF	5	1 072	587
783 ROAD MOTOR VEHICLES NES	204	591	314	088 EDIBLE PROD.PREPRPTS,NES	573	544	287
784 PARTS,TRACTORS,MOTOR VEH	99 314	207 516	110 404	112 ALCOHOLIC BEVERAGES	13 794	5 454	2 900
785 CYCLES,MOTORCYCLES ETC.	759	2 688	1 443	121 TOBACCO, UNMANUFACTURED	14 470	11 539	6 161
786 TRAILERS,SEMI-TRAILER,ETC	2 777	2 324	1 234	222 OILSEED(SFT.FIX VEG.OIL)	18 095	4 163	2 209

7 IMPORTS AND EXPORTS (SPECIAL TRADE) BY COUNTRIES OF PRODUCTION AND CONSUMPTION AND BY GROUPS OF THE SITC-REV. III 1989

GROUP DESCRIPTION	DT = 100 KG	1 000 DM	1 000 \$	GROUP DESCRIPTION	DT = 100 KG	1 000 DM	1 000 \$
672 INGOTS ETC. IRON DR STEEL	2 132	255	129	431 ANIMAL, VEG. FATS, OILS, NES	2 341	650	338
675 FLAT-ROLLED, ALLOY STEEL	620	360	188	511 HYDROCARBONS, NES, DERIVTS	12 768	4 596	2 465
676 IRON, STL. BAR, SHAPES ETC.	55 979	5 744	3 060	512 ALCOHOL, PHENOL, ETC. DERIV	41 126	14 359	7 581
679 TUBES, PIPES, ETC. IRON, STL	191	141	73	513 CARBOXYLIC ACIDS, DERIVTS	27 614	14 102	7 441
681 SILVER, PLATINUM, ETC.	10	357	180	514 NITROGEN-FUNCT. COMPOUNDS	18 734	44 017	23 464
682 COPPER	100	77	43	515 ORGANO-INORGANIC COMPNDS	18 565	61 797	33 003
684 ALUMINIUM	1 422	739	380	516 OTHER ORGANIC CHEMICALS	11 739	11 261	6 017
689 MISC. NON-FERR. BASE METAL	307	664	354	522 INORGANIC CHEM. ELEMENTS	22 541	8 600	4 559
693 WIRE PRODUCTS EXCL. ELECT	736	147	78	523 METAL. SALTS, INORGAN. ACID	37 651	6 294	3 326
694 NAILS, SCREWS, NUTS, ETC.	120	129	64	524 OTHER CHEMICAL COMPOUNDS	2 420	1 896	1 024
695 TOOLS	69	321	173	525 RADIO-ACTIVE MATERIALS		65	35
696 CUTLERY	940	2 566	1 371	531 SYNTH. COLOURS, LAKES, ETC.	11 056	23 936	12 739
697 HOUSEHOLD EQUIPMENT, NES	138	265	142	532 DYEING, TANNING MATERIALS	180	539	284
699 MANUFACTS. BASE METAL, NES	2 337	2 488	1 319	533 PIGMENTS, PAINTS, ETC.	12 046	11 025	5 816
713 INTRNL COMBUS PSTN ENGIN	285 572	309 517	164 223	541 MEDICINES, ETC. EXC. GRP542	12 923	53 690	28 484
714 ENGINES, MOTORS NON-ELECT	15	1 874	961	542 MEDICAMENTS	1 431	11 636	6 212
716 ROTATING ELECTRIC PLANT	1 094	2 531	1 349	551 ESSENT. OIL, PERFUME, FLAVR	875	2 355	1 246
724 TEXTILE, LEATHER MACHINES	66	211	116	553 PERFUMERY, COSMETICS, ETC.	79	302	162
725 PAPER, PULP MILL MACHINES	8	106	55	554 SOAP, CLEANERS, POLISH, ETC	6 381	3 401	1 816
726 PRINTING, BOOKBINDING MACHS	59	107	57	562 FERTILIZER, EXCEPT GRP272	620	75	40
728 OTH. MACH. PTS, SPCL INDUST	929	1 629	847	571 POLYMERS OF ETHYLENE	5 553	1 460	763
733 MACH-TOOLS, METAL-WORKING	46	263	136	572 POLYMERS OF STYRENE	17 078	4 673	2 532
735 PARTS, NES, FOR MACH-TOOLS	52	84	45	573 POLYMERS, VINYL CHLORIDE	5 898	2 350	1 250
741 HEATING, COOLING EQUIP, PART	185	335	178	574 POLYACETAL, POLYCARBONATE	5 419	3 647	1 924
742 PUMPS FOR LIQUIDS, PARTS	3 077	4 648	2 481	575 OTH. PLASTIC, PRIMARY FORM	37 921	23 408	12 428
743 PUMPS NES, CENTRIFUGS ETC	73	653	342	581 PLASTIC TUBE, PIPE, HOSE	617	1 745	930
745 OTH. NONELEC MCH, TOOL, NES	530	838	439	582 PLASTIC PLATE, SHEETS, ETC	8 708	11 357	6 028
746 BALL OR ROLLER BEARINGS	37	866	437	583 MONOFILAMENT OF PLASTICS	353	886	466
747 TAPS, COCKS, VALVES, ETC.	185	344	190	591 INSECTICIDES, ETC.	4 866	9 858	5 279
748 TRANSMISSIONS SHAFTS ETC	109	577	317	592 STARCHES, INULIN, ETC.	15 908	7 617	4 045
749 NON-ELECT MACH. PARTS, ETC	163	1 348	709	593 EXPLOSIVES, PYROTECHNICS	5	109	56
751 OFFICE MACHINES	3 670	6 884	3 648	597 PREPRD ADDITIVES, LIQUIDS	3 266	2 340	1 237
752 AUTOMATC. DATA PROC. EQUIP	285	2 118	1 137	598 MISC. CHEMICAL PRODTS, NES	38 452	28 994	15 399
759 PARTS, FOR OFFICE MACHINES	230	3 001	1 579	600 CPL IND PLANT CHAP 69-76	3 126	3 900	2 010
764 TELECOMM. EQUIP, PARTS NES	101	2 680	1 438	612 MANUFACT. LEATHER ETC. NES	7	58	33
771 ELECT. POWER MACHNY, PARTS	140	1 929	1 023	621 MATERIALS OF RUBBER	3 071	8 706	4 623
772 ELEC. SWITCH, RELAY, CIRCUIT	742	4 387	2 319	625 RUBBER TYRES, TUBES, ETC.	6 434	5 047	2 667
773 ELECTR. DISTRIBUT. EQPT NES	368	1 442	783	629 ARTICLES OF RUBBER, NES	10 676	23 227	12 389
776 TRANSISTORS, VALVES, ETC.	82	8 589	4 551	633 CORK MANUFACTURES	141	557	291
778 ELECTRIC MACH. APPART, NES	1 417	2 896	1 538	634 VENEERS, PLYWOOD, ETC.	594	503	261
781 PASS. MOTOR VEHCLS. EX. BUS	414	718	381	635 WOOD MANUFACTURES, NES	402	259	136
784 PARTS, TRACTORS, MOTOR VEH	133 828	99 963	53 091	641 PAPER AND PAPERBOARD	8 441	5 196	2 737
785 CYCLES, MOTORCYCLES ETC.	354	1 044	547	642 PAPER, PAPERBOARD, CUT ETC	1 693	1 952	1 035
791 RAILWAY VEHICLES, EQUIPNT	58	77	41	651 TEXTILE YARN	3 113	4 437	2 363
813 LIGHTING FIXTURES ETC. NES	263	230	126	652 COTTON FABRICS, WOVEN	57	205	111
821 FURNITURE, CUSHIONS, ETC.	88	109	52	653 FABRICS, MAN-MADE FIBRES	865	3 791	2 022
831 TRUNK, SUIT-CASES, BAG, ETC	111	375	200	654 OTH. TEXTILE FABRIC, WOVEN	15	137	73
842 WOMEN, GIRL CLOTHING, KNIT	73	762	403	655 KNIT, CROCHET, FABRIC NES	456	1 717	894
845 OTHR. TEXTILE APPAREL, NES	43	313	168	656 TULLE, LACE, EMBROIDRY, ETC	18	236	123
848 CLOTHING, NONTEXTL. HEADGEAR	509	1 652	881	657 SPECIAL YARN, TXTL. FABRIC	1 510	8 590	4 554
851 FOOTWEAR	2 371	13 131	7 030	658 TEXTILE ARTICLES NES	41	120	59
871 OPTICAL INSTRUMENTS, NES	104	787	418	662 CLAY, REFRCT. CONSTR. MATRL	44 570	11 688	6 254
872 MEDICAL INSTRUMENTS NES	122	489	259	663 MINERAL MANUFACTURES, NES	9 802	11 880	6 337
874 MEASURE, CONTROL INSTRMT	68	756	402	664 GLASS	4 797	3 853	2 041
881 PHOTOGRAPH APPAR. ETC. NES	35	344	185	665 GLASSWARE	5 131	4 001	2 133
882 PHOTO. CINEMATOGPH. SUPPL	652	2 367	1 256	666 POTTERY	273	566	296
885 WATCHES AND CLOCKS	76	2 760	1 476	671 PIG IRON, SPIEGELEISN, ETC	3 369	997	523
893 ARTICLES, NES, OF PLASTICS	976	1 620	859	672 INGOTS ETC. IRON DR STEEL	18 043	1 718	890
894 BABY CARRIAGE, TOYS, GAMES	5 606	7 176	3 822	673 FLAT-ROLLED IRON ETC.	989 441	98 893	52 357
895 OFFICE, STATIONERY SUPPLS	349	1 658	882	674 FLAT-ROLLED PLATED IRON	198 533	27 497	14 607
896 WORKS OF ART, ANTIQUE NES	101	181	98	675 FLAT-ROLLED, ALLOY STEEL	57 975	12 109	6 451
897 GOLD, SILVERWARE, JEWEL NES	112	1 562	830	676 IRON, STL. BAR, SHAPES ETC.	37 868	7 698	4 109
898 MUSICAL INSTRUMENTS, ETC.	92	492	262	677 RAILWAY TRACK IRON, STEEL	603	314	168
899 MISC MANUFACTD GOODS NES	489	507	268	678 WIRE OF IRON OR STEEL	15 514	4 481	2 381
951 COIN NONGOLD NONCURRENT	1	124	67	679 TUBES, PIPES, ETC. IRON, STL	302 614	48 562	26 552
972		512	281	681 SILVER, PLATINUM, ETC.	2	372	193
EXPORTS	3 459 994	2 592 168	1 380 388	682 COPPER	6 081	5 749	3 065
001 LIVE ANIMALS	126	223	120	683 NICKEL	1 067	4 832	2 555
022 MILK AND CREAM	209 149	71 607	37 370	684 ALUMINIUM	15 831	12 643	6 672
024 CHEESE AND CURD	135	124	71	685 LEAD	265	61	31
048 CEREAL PREPARATIONS	400	162	89	689 MISC. NON-FERR. BASE METAL	23	283	150
054 VEGETABLES	509	513	277	691 METALLIC STRUCTURES NES	1 301	1 486	790
057 FRUIT, NUTS EXCL. OIL NUTS	1 650	1 286	711	692 CONTAINERS, STORAGE, TRANSP	760	1 521	818
058 FRUIT, PRESERVED, PREPARED	1 395	1 147	619	693 WIRE PRODUCTS EXCL. ELECT	4 700	4 864	2 603
059 FRUIT, VEGETABLE JUICES	1 219	246	128	694 NAILS, SCREWS, NUTS, ETC.	36 140	25 895	13 768
061 SUGARS, MOLASSES, HONEY	159 619	10 140	5 808	695 TOOLS	4 207	17 517	9 335
062 SUGAR CONFECTIONERY	381	240	127	696 CUTLERY	580	3 725	1 989
073 CHOCOLATE, OTH. COCOA PREP	335	286	160	697 HOUSEHOLD EQUIPMENT, NES	203	425	230
075 SPICES	231	124	64	699 MANUFACTS. BASE METAL, NES	36 503	47 302	25 149
081 ANIMAL FEED STUFF	7 047	4 079	2 177	700 CPL IND PLANT (84/85/87)	10 037	44 443	23 678
098 EDIBLE PROD. PREPRNTS, NES	190	519	273	711 STEAM GENER. BOILERS, ETC.	2 420	3 730	1 956
112 ALCOHOLIC BEVERAGES	45 957	10 298	5 446	712 STEAM TURBINES	232	11 567	6 122
232 SYNTHETIC RUBBER, ETC.	13 643	5 486	2 838	713 INTRNL COMBUS PSTN ENGIN	33 468	94 727	50 461
245 FUEL WOOD, WOOD CHARCOAL	150	83	43	714 ENGINES, MOTORS NON-ELECT	105	12 040	6 257
251 PULP AND WASTE PAPER	3 222	688	378	715 ROTATING ELECTRIC PLANT	2 474	6 806	3 623
266 SYNTHETIC FIBRES	7 468	3 091	1 642	718 OTH. POWR. GENRTNG. MACHNRY	395	2 472	1 322
268 WOOL, OTHER ANIMAL HAIR	156	117	62	721 AGRIC. MACHINES, EX. TRACTR	150	666	357
274 SULPHUR, UNRSTD. IRON PYRS	625	113	58	722 TRACTORS	1 018	1 419	734
278 OTHER CRUDE MINERALS	3 586	484	60	723 CIVIL ENGINEERING EQUIPT	2 740	5 573	2 946
285 ALUMINIUM ORE, CONCTR. ETC	7 345	744	393	724 TEXTILE, LEATHER MACHINES	33 159	130 490	69 546
291 CRUDE ANIMAL MATERLS, NES	97	71	36	725 PAPER, PULP MILL MACHINES	2 337	8 343	4 463
292 CRUDE VEG. MATERIALS, NES	3 093	2 601	1 378	726 PRINTING, BOOKBINDING MACHS	7 087	25 343	13 536
334 PETROLEUM PRODUCTS	2 608	808	435	727 FOOD-PROCESS. MCH. NON DOM	1 519	7 619	4 004
335 RESIDUAL PETROL PRODUCTS	2 925	648	347	731 METAL REMOVAL WORK-TOOLS	25 578	75 356	40 160
411 ANIMAL OILS AND FATS	1 251	2 138	1 118	733 MACH-TOOLS, METAL-WORKING	5 944	18 314	9 708
421 FIXED VEG. FAT, OILS, SOFT	50 508	3 908	2 112	735 PARTS, NES, FOR MACH-TOOLS	2 743	7 128	3 773
422 FIXED VEG. FAT, OILS, OTHER	47	66	35	737 METALWORKING MACHNRY NES	2 294	19 790	10 526
				741 HEATING, COOLING EQUIP, PART	7 793	13 291	7 098

7 IMPORTS AND EXPORTS (SPECIAL TRADE) BY COUNTRIES OF PRODUCTION AND CONSUMPTION AND BY GROUPS OF THE SITC-REV. III 1989

GROUP DESCRIPTION	DT = 100 KG	1 000 DM	1 000 \$	GROUP DESCRIPTION	DT = 100 KG	1 000 DM	1 000 \$
742 PUMPS FOR LIQUIDS,PARTS	3 434	15 668	8 411	248 WOOD, SIMPLY WORKED	493	135	72
743 PUMPS NES,CENTRIFUGS ETC	12 155	34 697	18 400	263 COTTON	31 454	8 514	4 515
744 MECHANICAL HANDLING EQUIP	16 602	23 122	12 301	265 VEGETABLE TEXTILE FIBRES	225	69	35
745 OTH.NONELEC MCH,TOOL,NES	8 058	45 190	24 204	288 NON-FERROUS WASTE,SCRAP	733	198	108
746 BALL OR ROLLER BEARINGS	3 045	10 837	5 743	292 CRUDE VEG.MATERIALS, NES	6 772	5 852	3 132
747 TAPS,COCKS,VALVES,ETC.	3 003	16 523	8 769	551 ESSNTL.OIL,PERFUME,FLAVR	5	72	39
748 TRANSMISSIONS SHAFTS ETC	35 508	36 275	19 279	728 OTH.MACH,PTS,SPCL INDUST	40	122	62
749 NON-ELECT MACH,PARTS,ETC	2 551	21 553	11 499	781 PASS.MOTOR VEHCLS.EX.BUS	31	120	62
751 OFFICE MACHINES	1 133	8 752	4 738	831 TRUNK,SUIT-CASES,BAG,ETC	18	85	45
752 AUTOMATC.DATA PROC.EQUIP	319	7 657	4 076	842 WOMEN,GIRL CLOTHNG,XKNIT	34	378	199
753 PARTS,FOR OFFICE MACHINES	3 773	23 711	12 676	846 CLOTHING ACCESSRS,FABRIC	23	144	76
762 RADIO-BROADCAST RECEIVER	40	504	273	848 CLOTHNG,NONTXTL;HEADGEAR	5	79	40
763 SOUND RECORDER,PHONOGRPH	3 206	29 950	15 847	EXPORTS	342 078	125 789	66 581
764 TELECOMM.EQUIP,PARTS NES	2 190	48 570	25 607	048 CEREAL PREPARATIONS	5 012	265	151
771 ELECT POWER MACHNY,PARTS	1 406	8 301	4 454	056 VEGETABLES,PRPD,PRVSD,NES	47	81	42
772 ELEC.SWITCH.RELAY.CIRCUIT	7 551	60 793	32 292	061 SUGARS,MOLASSES,HONEY	877	163	84
773 ELECTR.DISTRIB.EQPT NES	2 666	7 815	4 164	081 ANIMAL FEED STUFF	420	240	128
774 ELECTRO-MEDCL,XRAY EQUIP	1 585	21 601	11 690	098 EDIBLE PROD.PREPRTNS,NES	634	235	122
775 DOM.ELEC.NON-ELEC.EQUIPT	2 687	7 140	3 821	112 ALCOHOLIC BEVERAGES	993	185	99
776 TRANSISTORS,VALVES,ETC.	767	4 207	2 237	222 OILSEED(SFT.FIX VEG.OIL)	428	56	30
778 ELECTRIC MACH. APPART. NES	19 842	50 550	26 902	232 SYNTHETIC RUBBER, ETC.	1 466	469	252
781 PASS.MOTOR VEHCLS.EX.BUS	419	1 669	891	266 SYNTHETIC FIBRES	789	175	94
782 GOODS,SPCL TRANSPORT VEH	2 069	2 852	1 547	267 OTHER MAN-MADE FIBRES	5 000	138	75
784 PARTS,TRACTORS,MOTOR VEH	364 282	422 479	224 521	274 SULPHUR,UNRSTD.IRON PYRS	2 070	151	81
785 CYCLES,MOTORCYCLES ETC.	406	634	334	278 OTHER CRUDE MINERALS	20 537	317	159
786 TRAILERS,SEMI-TRAILR,ETC	22	62	33	292 CRUDE VEG.MATERIALS, NES	819	609	327
791 RAILWAY VEHICLES.EQUIPNT	5 722	29 661	16 008	334 PETROLEUM PRODUCTS	1 082	166	91
792 AIRCRAFT,ASSTCD.EQUIPNT	27	1 267	676	335 RETSODUAL PETROL,PRODUCTS	55 758	5 502	2 915
793 SHIP,BOAT,FLOAT,STRUCTRS	4 895	20 686	11 880	411 ANIMAL OILS AND FATS	55	130	70
800 CPL IND PLANT CHAP 90/94	358	11 177	5 985	431 ANIMAL,VEG.FATS,OILS,NES	1 105	215	111
813 LIGHTNG FIXTURES ETC.NES	205	1 022	543	511 HYDROCARBONS,NES,DERIVTS	402	161	82
821 FURNITURE,CUSHIONS,ETC.	29 090	33 496	17 745	512 ALCOHOL,PHENOL,ETC.DERIV	1 113	610	310
831 TRUNK,SUIT-CASES,BAG,ETC	97	335	175	513 CARBOXYLIC ACIDS,DERIVTS	2 238	840	434
841 MEIN,BOYS CLOTHNG,X-KNIT	6	187	94	514 NITROGEN-FUNCT.COMPOUNDS	1 755	1 410	739
842 WOMEN,GIRL CLOTHNG,XKNIT	9	418	221	515 ORGANO-INORGANIC COMPNDS	1 539	4 590	2 422
845 OTHR.TEXTILE APPAREL,NES	23	365	195	516 OTHER ORGANIC CHEMICALS	1 009	1 288	682
846 CLOTHING ACCESSRS,FABRIC	5	113	57	522 INORGANIC CHEM.ELEMENTS	7 771	1 979	1 049
848 CLOTHNG,NONTXTL;HEADGEAR	8	162	85	523 METAL, SALTS, INORGAN.ACID	22 980	1 854	973
851 FOOTWEAR	31	200	106	524 OTHER CHEMICAL COMPOUNDS	66	60	31
871 OPTICAL INSTRUMENTS,NES	132	3 824	2 064	531 SYNTH.COLOURS,LAKES,ETC.	1 418	5 399	2 842
872 MEDICAL INSTRUMENTS NES	545	15 793	8 450	532 DYEING,TANNING MATERIALS	2 870	563	299
873 METERS,COUNTERS,NES	448	6 774	3 647	533 PIGMENTS, PAINTS, ETC.	2 068	1 860	986
874 MEASURE,CONTROL INSTRMNT	2 580	51 381	27 394	541 MEDICINES,ETC.EXC.GRP542	362	2 232	1 176
881 PHOTOGRAPH APPAR.ETC.NES	420	4 767	2 581	542 MEDICAMENTS	659	3 807	2 015
882 PHOTO.CINEMATOGPH.SUPPL	6 414	16 333	8 746	551 ESSNTL.OIL,PERFUME,FLAVR	335	1 242	663
884 OPTICAL GOODS NES	13	2 107	1 114	553 PERFUMERY, COSMETICS,ETC.	187	126	66
885 WATCHES AND CLOCKS	217	3 663	1 961	554 SOAP,CLEANERS,POLISH,ETC	6 268	1 869	985
892 PRINTED MATTER	1 306	2 526	1 350	557 FERTILIZER,EXCEPT GRP272	95 351	3 255	1 685
893 ARTICLES,NES,OF PLASTICS	7 379	11 369	6 058	571 POLYMERS OF ETHYLENE	5 826	1 205	633
894 BABY CARRIAGE,TOYS,GAMES	1 030	2 524	1 349	572 POLYMERS OF STYRENE	877	270	141
895 OFFICE,STATIONERY SUPPLS	1 185	8 630	4 552	573 POLYMERS,VINYL CHLORIDE	2 154	611	327
896 WORKS OF ART,ANTIQUE ETC	5	509	271	574 POLYACETAL,POLYCARBONATE	106	87	39
897 GOLD,SILVERWARE,JEWEL NES	6	5 536	2 988	575 OTH.PLASTIC,PRIMARY FORM	5 491	3 017	1 598
898 MUSICAL INSTRUMENTS,ETC.	1 294	4 715	2 494	581 PLASTIC TUBE,PIPE,HOSE	16	103	52
899 MISC MANUFCTRD GOODS NES	284	2 706	1 434	582 PLASTIC PLATE,SHEETS,ETC	478	564	301
BERIUDA				591 INSECTICIDES, ETC.	5 454	6 044	3 211
IMPORTS	1 796	445	236	592 STARCHES,INULIN,ETC.	751	419	219
112 ALCOHOLIC BEVERAGES	196	142	75	597 PREPRD ADDITIVES,LIQUIDS	348	132	73
522 INORGANIC CHEM.ELEMENTS	250	63	32	598 MISC.CHEMICAL PRDCTS,NES	4 075	3 099	1 649
EXPORTS	51 707	18 071	9 567	621 MATERIALS OF RUBBER	57	81	44
022 MILK AND CREAM	575	78	41	629 ARTICLES OF RUBBER, NES	195	608	322
112 ALCOHOLIC BEVERAGES	19 461	3 060	1 619	635 WOOD MANUFACTURES, NES	43	67	37
232 SYNTHETIC RUBBER, ETC.	25 957	6 497	3 443	641 PAPER AND PAPERBOARD	2 346	972	521
523 METAL SALTS,INORGAN.ACID	2 000	76	38	642 PAPER,PAPERBOARD,CUT ETC	542	308	162
642 PAPER,PAPERBOARD,CUT ETC	789	229	119	651 TEXTILE YARN	343	468	243
665 GLASSWARE	70	175	95	662 CLAY,REFRCT.CONSTR.MATRL	6 602	801	416
666 POTTERY	118	757	394	663 MINERAL MANUFACTURES,NES	1 002	1 082	576
691 METALLIC STRUCTURES NES	55	147	79	665 GLASSWARE	848	68	34
713 INTRNL COMBUS PSTN ENGIN	3	171	89	673 FLAT-ROLLED IRON ETC.	569	411	213
726 PRINTNG,BOOKBINDNG MACHS	143	830	473	674 FLAT-ROLLED PLATED IRON	20 941	2 289	1 214
741 HEATNG,COOLNG EQUIP,PART	.	.	.	676 IRON,STL,BAR,SHAPES ETC.	11 787	1 967	1 052
744 MECHANICAL HANDLING EQUIP	230	400	214	678 WIRE OF IRON OR STEEL	2 569	213	113
781 PASS.MOTOR VEHCLS.EX.BUS	358	902	478	679 TUBES,PIPES,ETC.IRON,STL	876	172	90
784 PARTS,TRACTORS,MOTOR VEH	25	74	34	682 COPPER	72	146	77
821 FURNITURE,CUSHIONS,ETC.	102	155	83	683 NICKEL	63	76	42
842 WOMEN,GIRL CLOTHNG,XKNIT	.	177	89	684 ALUMINIUM	22	118	64
845 OTHR.TEXTILE APPAREL,NES	.	61	31	685 LEAD	2 536	1 748	938
872 MEDICAL INSTRUMENTS NES	4	86	46	691 METALLIC STRUCTURES NES	300	64	36
885 WATCHES AND CLOCKS	12	164	84	692 CONTAINERS,STORAGE,TRNSP	84	121	69
894 BABY CARRIAGE,TOYS,GAMES	34	66	38	693 WIRE PRODUCTS EXCL.ELECT	369	658	345
897 GOLD,SILVERWARE,JEWEL NES	1	2 371	1 257	694 NAILS,SCREWS,NUTS,ETC.	330	152	82
GUATEMALA				695 TOOLS	214	111	111
IMPORTS	541 834	173 984	92 544	696 CUTLERY	1 571	1 887	998
054 VEGETABLES	2 279	829	449	697 HOUSEHOLD EQUIPMENT,NES	134	412	219
057 FRUIT,NUTS EXCL.OIL NUTS	188 680	17 556	9 249	699 MANUFACTS.BASE METAL,NES	221	313	169
058 FRUIT,PRESERVED,PREPARED	759	166	86	713 INTRNL COMBUS PSTN ENGIN	403	674	357
061 SUGARS,MOLASSES,HONEY	26 497	1 777	943	716 ROTATING ELECTRIC PLANT	218	698	372
071 COFFEE,COFFEE SUBSTITUTE	229 131	122 872	65 513	718 OTH.POWR.GENRTNG.MACHNRY	42	319	164
075 SPICES	1 475	676	363	722 TRACTORS	316	1 486	810
121 TOBACCO, UNMANUFACTURED	3 073	1 985	1 067	723 CIVIL ENGINEERING EQUIPT	81	181	93
222 OILSEED(SFT.FIX VEG.OIL)	49 898	11 582	6 085	724 TEXTILE,LEATHER MACHINES	84	174	90
				725 PAPER,PULP MILL MACHINES	2 726	8 505	4 486
				726 PRINTNG,BOOKBINDNG MACHS	52	408	217
				727 FOOD-PROCESS.MCH.NON DOM	324	1 417	747
				728 OTH.MACH,PTS,SPCL INDUST	571	1 198	625
					728	2 202	1 177

7 IMPORTS AND EXPORTS (SPECIAL TRADE) BY COUNTRIES OF PRODUCTION AND CONSUMPTION AND BY GROUPS OF THE SITC-REV. III 1989

GROUP DESCRIPTION	DT = 100 KG	1 000 DM	1 000 \$	GROUP DESCRIPTION	DT = 100 KG	1 000 DM	1 000 \$
731 METAL REMOVAL WORK TOOLS	309	313	163	542 MEDICAMENTS	465	2 751	1 455
733 MACH-TOOLS,METAL-WORKING	408	683	372	551 ESSNTL.OIL,PERFUME,FLAVR	60	334	177
735 PARTS,NES,FOR MACH-TOOLS	69	202	109	553 PERFUMERY,COSMETICS,ETC.	105	109	54
737 METALWORKING MACHNRY NES	15	88	47	554 SOAP,CLEANERS,POLISH,ETC	1 700	769	402
741 HEATING,COOLING EQUIP,PART	.	.	562	562 FERTILIZER,EXCEPT GRP272	226 727	5 615	3 012
742 PUMPS FOR LIQUIDS,PARTS	35	272	147	573 POLYMERS,VINYL CHLORIDE	284	92	50
743 PUMPS NES,CENTRIFUGS ETC	231	633	328	575 OTH.PLASTIC,PRIMARY FORM	1 114	635	339
744 MECHANICAL HANDLING EQUIP	160	311	168	591 INSECTICIDES, ETC.	1 242	1 846	972
745 OTH.NONELEC MCH,TOOL,NES	544	3 179	1 676	592 STARCHES,INULIN,ETC.	115	153	81
747 TAPS,COCKS,VALVES,ETC.	120	637	338	598 MISC.CHEMICAL PRODTS,NES	1 098	795	411
748 TRANSMISSIONS SHAFTS ETC	112	387	204	600 CPL IND PLANT CHAP 69-76	1 509	1 177	635
749 NON-ELECT MACH.PARTS,ETC	31	169	88	642 PAPER,PAPERBOARD,CUT ETC	106	69	35
751 OFFICE MACHINES	57	225	115	657 SPECIAL YARN,TXTL.FABRIC	87	87	46
752 AUTOMATC,DATA PROC.EQUIP	4	65	35	662 CLAY,REFRCT.CONSTR.MATRL	1 152	160	82
759 PARTS,FOR OFFICE MACHINS	11	78	44	663 MINERAL MANUFACTURES,NES	152	141	73
764 TELECOMM.EQUIP.PARTS NES	160	1 255	669	665 GLASSWARE	23	62	32
771 ELECT POWER MACHNRY,PARTS	198	301	159	673 FLAT-ROLLED IRON ETC.	1 328	226	121
772 ELEC. SWITCH.RELAY.CIRCUIT	232	1 803	945	674 FLAT-ROLLED PLATED IRON	2 063	249	134
773 ELECTR.DISTRIB.EQPT NES	1 119	780	408	675 FLAT-ROLLED, ALLOY STEEL	133	85	44
774 ELECTRO-MEDCL,XRAY EQUIP	76	636	344	676 IRON,STL.BAR,SHAPES ETC.	1 020	135	71
778 ELECTRIC.MACH.APPART.NES	771	1 648	872	694 NAILS,SCREWS,NUTS,ETC.	130	88	45
781 PASS.MOTOR VEHCLS.EX.BUS	2 076	7 221	3 878	695 TOOLS	358	598	316
782 GOODS,SPCL TRANSPORT VEH	958	236	130	696 CUTLERY	19	72	36
784 PARTS,TRACTORS,MOTOR VEH	1 077	3 057	1 620	699 MANUFACTS.BASE METAL,NES	153	220	109
786 TRAILERS,SEMI-TRAILR,ETC	143	106	56	700 CPL IND PLANT (84/85/87)	1 378	3 064	1 568
813 LIGHTING FIXTURES,ETC,NES	60	150	79	713 INTRNL COMBUS PSTN ENGIN	62	254	134
821 FURNITURE,CUSHIONS,ETC.	429	357	190	716 ROTATING ELECTRIC PLANT	48	70	37
871 OPTICAL INSTRUMENTS,NES	17	697	368	721 AGPIC.MACHINES,EX.TRACTR	765	821	440
872 MEDICAL INSTRUMENTS NES	95	759	400	722 TRACTORS	270	343	184
873 METERS,COUNTERS,NES	2	59	30	723 CIVIL ENGINEERING EQUIPT	725	427	226
874 MEASURE,CONTROL INSTRMNT	123	3 072	1 642	724 TEXTILE,LEATHER MACHINES	131	297	163
881 PHOTOGRAPH APPAR,ETC,NES	4	92	49	725 PAPER,PULP MILL MACHINES	57	181	100
882 PHOTO.CINEMATOGRPH.SUPPL	192	397	212	726 PRINTING,BOOKBINDING MACHS	29	268	143
884 OPTICAL GOODS NES	1	674	353	727 FOOD-PROCESS.MCH,NON DDM	19	128	67
885 WATCHES AND CLOCKS	5	64	33	728 OTH.MACH,PTS,SPCL INDUST	23	250	130
891 ARMS AND AMMUNITION	25	68	36	735 PARTS,NES,FOR MACH-TOOLS	10	91	49
892 PRINTED MATTER	111	214	110	741 HEATING,COOLING EQUIP,PART	.	.	.
893 ARTICLES,NES,OF PLASTICS	614	652	339	742 PUMPS FOR LIQUIDS,PARTS	7	153	81
895 OFFICE,STATIONERY SUPPLS	265	1 157	616	745 OTH.NONELEC MCH,TOOL,NES	70	490	260
898 MUSICAL INSTRUMENTS,ETC.	28	163	87	748 TRANSMISSIONS SHAFTS ETC	18	86	46
899 MISC MANUFACTRD GOODS NES	110	227	122	749 NON-ELECT MACH.PARTS,ETC	11	82	42
BELIZE				751 OFFICE MACHINES	152	1 091	596
IMPORTS	5 283	2 125	1 136	759 PARTS,FOR OFFICE MACHINS	3	71	38
001 LIVE ANIMALS		79	42	764 TELECOMM.EQUIP.PARTS NES	8	381	209
059 FRUIT, VEGETABLE JUICES	5 007	1 941	1 040	772 ELEC. SWITCH.RELAY.CIRCUIT	109	942	493
EXPORTS	2 394	1 871	999	774 ELECTRO-MEDCL,XRAY EQUIP	9	77	42
112 ALCOHOLIC BEVERAGES	175	73	38	778 ELECTRIC.MACH.APPART.NES	21	615	330
591 INSECTICIDES, ETC.	267	411	218	781 PASS.MOTOR VEHCLS.EX.BUS	651	2 076	1 101
741 HEATING,COOLING EQUIP,PART	.	.	61	784 PARTS,TRACTORS,MOTOR VEH	153	643	343
745 OTH.NONELEC MCH,TOOL,NES	6	124	62	792 AIRCRAFT,ASSOCTD.EQUIPMT	4	209	120
893 ARTICLES,NES,OF PLASTICS	356	116	61	871 OPTICAL INSTRUMENTS,NES	1	65	33
HONDURAS				872 MEDICAL INSTRUMENTS NES	148	348	184
IMPORTS	1 164 080	159 463	84 814	874 MEASURE,CONTROL INSTRMNT	46	1 005	533
001 LIVE ANIMALS	41	777	410	882 PHOTO.CINEMATOGRPH.SUPPL	107	334	184
057 FRUIT,NUTS EXCL.OIL NUTS	882 930	91 815	48 847	893 ARTICLES,NES,OF PLASTICS	147	101	51
058 FRUIT,PRESERVED,PREPARED	20 118	3 103	1 648	895 OFFICE,STATIONERY SUPPLS	161	469	249
059 FRUIT, VEGETABLE JUICES	201	82	44	897 GOLD,SILVERWARE,JEWEL NES	553	553	304
071 COFFEE,COFFEE SUBSTITUTE	81 420	44 502	23 559	961 COIN NONGOLD NONCURRENT	1 265	1 354	709
121 TOBACCO, UNMANUFACTURED	69	165	77	IMPORTS	385 435	212 520	112 095
122 TOBACCO, MANUFACTURED	36	515	276	059 FPUIT, VEGETABLE JUICES	212	81	44
248 WOOD, SIMPLY WORKED	8 683	1 047	550	061 SUGARS,MOLASSES,HONEY	7 782	1 219	646
263 COTTON	538	177	91	071 COFFEE,COFFEE SUBSTITUTE	352 204	200 159	105 500
287 ORE,CONCENTR.BASE METALS	114 240	10 511	5 681	121 TOBACCO, UNMANUFACTURED	117	98	51
291 CRUDE ANIMAL MATERLS,NES	496	59	31	222 OILSEED(SFT.FIX VEG.OIL)	11 396	2 163	1 151
292 CRUDE VEG.MATERIALS, NES	830	583	303	263 COTTON	4 667	469	240
422 FIXED VEG.FAT,OILS,OTHER	28 652	2 105	1 142	292 CRUDE VEG.MATERIALS, NES	203	391	206
598 MISC.CHEMICAL PRODTS,NES	23 320	2 774	1 479	611 LEATHER	39	81	46
821 FURNITURE,CUSHIONS,ETC.	1 522	271	145	651 TEXTILE YARN	8 001	3 934	2 101
EXPORTS	280 073	41 732	22 132	658 TEXTILE ARTICLES NES	359	751	396
022 MILK AND CREAM	500	198	108	695 TOOLS	103	112	59
046 MEAL,FLOUR OF WHEAT,MSLN	1 000	58	32	778 ELECTRIC.MACH.APPART.NES	159	2 557	1 391
061 SUGARS,MOLASSES,HONEY	3 690	294	169	841 MENS,BOYS CLOTHNG,X-KNIT	30	113	58
075 SPICES	138	66	35	EXPORTS	218 617	73 304	38 837
098 EDIBLE PROD.PREPRNTS,NES	222	415	217	061 SUGARS,MOLASSES,HONEY	367	83	44
232 SYNTHETIC RUBBER, ETC.	372	162	86	081 ANIMAL FEED STUFF	471	152	80
292 CRUDE VEG.MATERIALS, NES	82	107	56	112 ALCOHOLIC BEVERAGES	631	113	58
335 RESIDUAL PETROL.PRODUCTS	5 289	583	317	232 SYNTHETIC RUBBER, ETC.	457	228	121
511 HYDROCARBONS,NES,DERIVTS	235	81	40	292 CRUDE VEG.MATERIALS, NES	55	61	32
512 ALCOHOL,PHENOL,ETC.DERIV	334	148	76	334 PETROLEUM PRODUCTS	783	147	77
513 CARBOXYLIC ACIDS,DERIVTS	366	147	77	335 RESIDUAL PETROL.PRODUCTS	16 895	1 732	920
514 NITROGEN-FUNCT.COMPOUNDS	61	87	46	431 ANIMAL,VEG.FATS,OILS,NES	722	146	78
515 ORGANO-INORGANIC COMPNDS	395	210	112	511 HYDROCARBONS,NES,DERIVTS	367	136	73
516 OTHER ORGANIC CHEMICALS	78	109	59	512 ALCOHOL,PHENOL,ETC.DERIV	1 502	418	214
522 INORGANIC CHEM.ELEMENTS	1 557	459	243	513 CARBOXYLIC ACIDS,DERIVTS	629	292	154
523 METAL.SALTS,INORGAN.ACIO	11 286	606	322	514 NITROGEN-FUNCT.COMPOUNDS	543	1 233	652
531 SYNTH.COLOURS,LAKES,ETC.	317	798	424	515 ORGANO-INORGANIC COMPNDS	1 747	7 682	4 067
532 DYEING,TANNING MATERIALS	2 650	597	316	516 OTHER ORGANIC CHEMICALS	1 684	819	436
533 PIGMENTS, PAINTS, ETC.	297	453	243	522 INORGANIC CHEM.ELEMENTS	3 744	677	347
541 MEDICINES,ETC.EXC.GRP542	177	741	388	523 METAL.SALTS,INORGAN.ACIO	7 934	619	323
				531 SYNTH.COLOURS,LAKES,ETC.	336	1 260	661
				532 DYEING,TANNING MATERIALS	1 387	313	166
				533 PIGMENTS, PAINTS, ETC.	3 438	2 638	1 439
				541 MEDICINES,ETC.EXC.GRP542	194	1 717	906

7 IMPORTS AND EXPORTS (SPECIAL TRADE) BY COUNTRIES OF PRODUCTION AND CONSUMPTION AND BY GROUPS OF THE SITC-REV. III 1989

GROUP DESCRIPTION	DT = 100 KG	1 000 DM	1 000 \$	GROUP DESCRIPTION	DT = 100 KG	1 000 DM	1 000 \$
542 MEDICAMENTS	445	4 938	2 611	541 MEDICINES, ETC. EXC. GRP542	70	319	169
551 ESSNTL. OIL, PERFUME, FLAVR	125	523	279	542 MEDICAMENTS	354	764	408
553 PERFUMERY, COSMETICS, ETC.	121	168	88	553 PERFUMERY, COSMETICS, ETC.	70	82	43
554 SOAP, CLEANERS, POLISH, ETC.	1 847	546	291	581 PLASTIC TUBE, PIPE, HOSE	168	88	49
562 FERTILIZER, EXCEPT GRP272	109 605	2 824	1 467	591 INSECTICIDES, ETC.	2 302	3 293	1 789
571 POLYMERS OF ETHYLENE	1 172	339	179	597 PREPRED ADDITIVES, LIQUIDS	57	233	57
572 POLYMERS OF STYRENE	1 413	620	332	598 MISC. CHEMICAL PRODTS. NES	198	543	294
573 POLYMERS, VINYL CHLORIDE	195	65	35	625 RUBBER TYRES, TUBES, ETC.	351	138	74
574 POLYACETAL, POLYCARBONATE	433	163	85	629 ARTICLES OF RUBBER, NES	48	184	97
575 OTH. PLASTIC, PRIMARY FORM	2 635	1 063	559	641 PAPER AND PAPERBOARD	527	99	54
581 PLASTIC TUBE, PIPE, HOSE	33	150	81	662 CLAY, REFRCT. CONSTR. MATRL	905	152	81
582 PLASTIC PLATE, SHEETS, ETC	207	176	93	673 FLAT-ROLLED IRON ETC.	3 920	375	201
591 INSECTICIDES, ETC.	601	1 069	561	679 TUBES, PIPES, ETC. IRON, STL	341	87	48
598 MISC. CHEMICAL PRODTS. NES	1 493	1 212	635	695 TOOLS	335	496	259
629 ARTICLES OF RUBBER, NES	142	251	135	699 MANUFACTS. BASE METAL, NES	434	224	117
635 WOOD MANUFACTURES, NES	71	91	49	713 INTRNL COMBUS PSTN ENGIN	13	75	41
641 PAPER AND PAPERBOARD	1 423	646	345	716 ROTATING ELECTRIC PLANT	217	423	221
657 SPECIAL YARN, TXTL. FABRIC	120	104	55	724 TEXTILE, LEATHER MACHINES	37	589	317
663 MINERAL MANUFACTURES, NES	575	480	256	725 PAPER, PULP MILL MACHINES	81	209	108
671 PIG IRON, SPIEGELEISN, ETC	510	62	33	726 PRINTING, BOOKBINDING MACHS	60	475	248
673 FLAT-ROLLED IRON ETC.	16 722	1 750	933	727 FOOD-PROCESS. MCH. NON DOM	91	900	483
674 FLAT-ROLLED PLATED IRON	1 864	221	118	728 OTH. MACH. PTS, SPCL INDUST	186	243	125
676 IRON, STL. BAR, SHAPES ETC.	12 520	1 141	606	731 METAL REMOVAL WORK TOOLS	135	183	95
681 SILVER, PLATINUM, ETC.	4	68	35	741 HEATING, COOLING EQUIP, PART	*	*	*
682 COPPER	72	74	44	742 PUMPS FOR LIQUIDS, PARTS	132	877	477
684 ALUMINIUM	3 648	2 974	1 567	743 PUMPS NES, CENTRIFUGS ETC	23	167	91
692 CONTAINERS, STORAGE, TRNSP	76	172	91	744 MECHANICAL HANDLING EQUIP	541	145	77
693 WIRE PRODUCTS EXCL. ELECT	199	118	63	745 OTH. NONELEC MCH. TOOL, NES	151	144	77
694 NAILS, SCREWS, NUTS, ETC.	365	249	131	752 AUTOMATC. DATA PROC. EQUIP	140	7 317	3 984
695 TOOLS	672	973	510	759 PARTS, FOR OFFICE MACHINS	89	2 017	1 101
696 CUTLERY	5	68	34	754 TELECOMM. EQUIP. PARTS NES	62	436	235
697 HOUSEHOLD EQUIPMENT, NES	143	134	72	771 ELECT. POWER MACHNY, PARTS	195	1 294	698
699 MANUFACTS. BASE METAL, NES	130	271	137	772 ELEC. SWITCH, RELAY, CIRCUIT	131	1 188	626
713 INTRNL COMBUS PSTN ENGIN	1 212	588	317	773 ELECTR. DISTRIB. EQPT NES	118	158	84
716 ROTATING ELECTRIC PLANT	26	104	57	774 ELECTRO-MEDCL. XRAY EQUIP	23	195	103
718 OTH. POWHR. GENRNG. MACHNRY	7	252	3	778 ELECTRIC. MACH. APPART. NES	89	304	163
724 TEXTILE, LEATHER MACHINES	1 589	6 259	3 128	781 PASS. MOTOR VEHCLS. EX. BUS	159	166	88
725 PAPER, PULP MILL MACHINES	109	319	166	782 GOODS, SPCL. TRANSPORT VEH	98	176	99
726 PRINTING, BOOKBINDING MACHS	385	1 847	981	784 PARTS, TRACTORS, MOTOR VEH	31	57	30
728 OTH. MACH. PTS, SPCL INDUST	263	1 241	679	813 LIGHTING FIXTURES, ETC. NES	11	117	60
741 HEATING, COOLING EQUIP, PART	*	*	*	848 CLOTHING, NONTXTL. HEADGEAR	5	121	66
742 PUMPS FOR LIQUIDS, PARTS	22	127	66	872 MEDICAL INSTRUMENTS NES	30	338	182
743 PUMPS NES, CENTRIFUGS ETC	31	169	91	874 MEASURE, CONTROL INSTRMT	5	183	93
744 MECHANICAL HANDLING EQUIP	65	124	63	882 PHOTO. CINEMATOGRPH. SUPPL	121	154	81
745 OTH. NONELEC MCH. TOOL, NES	203	777	417	884 OPTICAL GOODS NES	2	65	37
747 TAPS, COCKS, VALVES, ETC.	36	173	93	898 MUSICAL INSTRUMENTS, ETC.	7	102	56
748 TRANSMISSIONS SHAFTS ETC	32	179	92				
749 NON-ELECT MACH. PARTS, ETC	17	188	96				
751 OFFICE MACHINES	44	123	64				
764 TELECOMM. EQUIP. PARTS NES	254	2 767	1 463				
771 ELECT. POWER MACHNY, PARTS	52	85	46				
772 ELEC. SWITCH, RELAY, CIRCUIT	226	1 769	940				
773 ELECTR. DISTRIB. EQPT NES	297	225	121				
774 ELECTRO-MEDCL. XRAY EQUIP	4	96	51				
778 ELECTRIC. MACH. APPART. NES	35	184	93				
781 PASS. MOTOR VEHCLS. EX. BUS	665	2 716	1 439				
784 PARTS, TRACTORS, MOTOR VEH	898	1 078	569				
786 TRAILERS, SEMI-TRAILR, ETC	106	58	31				
872 MEDICAL INSTRUMENTS NES	26	465	246				
873 METERS, COUNTERS, NES		58	32				
874 MEASURE, CONTROL INSTRMT	30	548	286				
881 PHOTOGRAPH APPAR. ETC. NES	4	65	35				
882 PHOTO. CINEMATOGRPH. SUPPL	749	1 195	640				
884 OPTICAL GOODS NES		77	39				
892 PRINTED MATTER	47	79	45				
893 ARTICLES, NES, OF PLASTICS	183	292	151				
895 OFFICE, STATIONERY SUPPLS	89	453	242				
899 MISC. MANUFACTRD GOODS NES	38	180	96				
961 COIN NONGOLD NONCURRENT	3 092	2 266	1 172				
NICARAGUA							
IMPORTS	301 214	98 385	51 832	EXPORTS	209 264	110 136	58 455
001 LIVE ANIMALS	5	422	226	048 CEREAL PREPARATIONS	18 084	1 141	613
057 FRUIT, NUTS EXCL. OIL NUTS	133 838	11 370	6 061	061 SUGARS, MOLASSES, HONEY	1 267	210	109
071 COFFEE, COFFEE SUBSTITUTE	148 494	82 046	43 161	081 ANIMAL FEED STUFF	930	267	145
121 TOBACCO, UNMANUFACTURED	90	103	56	112 ALCOHOLIC BEVERAGES	3 826	706	375
222 OILSEED(SFT. FIX VEG. OIL)	4 947	1 266	662	232 SYNTHETIC RUBBER, ETC.	489	233	121
263 COTTON	10 205	1 862	985	278 OTHER CRUDE MINERALS	577	78	41
288 NON-FERROUS WASTE, SCRAP	1 560	307	156	292 CRUDE VEG. MATERIALS, NES	259	210	109
598 MISC. CHEMICAL PRODTS. NES	1 383	259	131	334 PETROLEUM PRODUCTS	356	75	40
689 MISC. NON-FERR. BASE METAL	2	90	46	335 RESIDUAL PETROL. PRODUCTS	12 737	1 307	697
743 PUMPS NES, CENTRIFUGS ETC	1	105	55	431 ANIMAL, VEG. FATS, OILS, NES	1 062	202	106
749 NON-ELECT MACH. PARTS, ETC	8	64	34	512 ALCOHOL, PHENOL, ETC. DERIV	1 647	728	379
				513 CARBOXYLIC ACIDS, DERIVTS	3 323	734	379
				514 NITROGEN-FUNCT. COMPOUNDS	418	372	187
				515 ORGANO-INORGANIC COMPNDS	1 065	1 971	1 030
				516 OTHER ORGANIC CHEMICALS	228	170	90
				522 INORGANIC CHEM. ELEMENTS	12 025	2 548	1 360
				523 METAL. SALTS, INORGAN. ACID	27 683	2 145	1 136
				524 OTHER CHEMICAL COMPOUNDS	638	238	125
				531 SYNTH. COLOURS, LAKES, ETC.	3 942	1 481	789
				532 DYEING, TANNING MATERIALS	6 986	1 763	933
				533 PIGMENTS, PAINTS, ETC.	2 465	2 109	1 125
				541 MEDICINES, ETC. EXC. GRP542	596	2 079	1 107
				542 MEDICAMENTS	366	2 236	1 182
				551 ESSNTL. OIL, PERFUME, FLAVR	422	1 150	609
				554 SOAP, CLEANERS, POLISH, ETC	3 898	1 609	851
				562 FERTILIZER, EXCEPT GRP272	5 101	727	385

7 IMPORTS AND EXPORTS (SPECIAL TRADE) BY COUNTRIES OF PRODUCTION AND CONSUMPTION AND BY GROUPS OF THE SITC-REV. III 1989

GROUP DESCRIPTION	DT = 100 KG	1 000 DM	1 000 \$	GROUP DESCRIPTION	DT = 100 KG	1 000 DM	1 000 \$
572 POLYMERS OF STYRENE	3 469	1 048	560	292 CRUDE VEG. MATERIALS, NES	1 645	975	514
573 POLYMERS, VINYL CHLORIDE	758	207	111	422 FIXED VEG. FAT, OILS, OTHER	1 545	105	56
574 POLYACETAL, POLYCARBONATE	469	217	117	511 HYDROCARBONS, NES, DERIVTS	1 010	84	45
575 OTH. PLASTIC, PRIMARY FORM	18 805	2 760	1 478	513 CARBOXYLIC ACIDS, DERIVTS	234	563	300
581 PLASTIC TUBE, PIPE, HOSE	218	721	387	515 ORGANO-INORGANIC COMPNDS	6	70	36
582 PLASTIC PLATE, SHEETS, ETC	2 329	2 241	1 194	541 MEDICINES, ETC. EXC. GRP542	76	764	403
583 MONOFILAMENT OF PLASTICS	43	58	30	542 MEDICAMENTS	47	2 154	1 170
581 INSECTICIDES, ETC.	3 449	6 119	3 214	598 MISC. CHEMICAL PRODTS. NES	10	105	56
582 STARCHES, INULIN, ETC.	543	446	233	611 LEATHER	13	69	38
587 PREPRD ADDITIVES, LIQUIDS	727	183	94	634 VENEERS, PLYWOOD, ETC.	2 548	818	433
598 MISC. CHEMICAL PRODTS. NES	5 515	2 857	1 512	637 PEARLS, PRECIOUS STONES			
621 MATERIALS OF RUBBER	105	92	45	764 TELECOMM. EQUIP. PARTS NES	5	70	40
629 ARTICLES OF RUBBER, NES	130	288	154	778 ELECTRIC. MACH. APPART. NES	24	68	35
641 PAPER AND PAPERBOARD	1 753	1 072	564	793 SHIP, BOAT, FLOAT, STRUCTRS	41 550	6 000	3 239
642 PAPER, PAPERBOARD, CUT ETC	285	361	191	851 FOOTWEAR	48	285	153
651 TEXTILE YARN	32	110	59	881 PHOTOGRAPH APPAR. ETC. NES	22	1 016	547
657 SPECIAL YARN, TXTL. FABRIC	244	356	187	882 PHOTO. CINEMATOGRPH. SUPPL	54	346	186
662 CLAY, REFRACT. CONSTR. MATRL	725	92	50	896 WORKS OF ART, ANTIQUE ETC	5	1 076	571
663 MINERAL MANUFACTURES, NES	523	590	308				
664 GLASS	424	88	49	EXPORTS	517 150	147 588	77 559
665 GLASSWARE	224	274	147				
673 FLAT-ROLLED IRON ETC.	3 881	472	253	024 CHEESE AND CURD	3 371	1 154	623
674 FLAT-ROLLED PLATED IRON	33 247	4 357	2 325	048 CEREAL PREPARATIONS	62 529	4 203	2 247
676 IRON, STL. BAR, SHAPES ETC.	754	213	112	054 VEGETABLES	3 498	680	366
678 WIRE OF IRON OR STEEL	179	108	56	081 ANIMAL FEED STUFF	335	121	62
679 TUBES, PIPES, ETC. IRON, STL	1 224	220	118	098 EDIBLE PRODD. PREPRTNS, NES	62	108	57
682 COPPER	68	87	44	112 ALCOHOLIC BEVERAGES	1 291	444	239
684 ALUMINIUM	658	691	365	292 CRUDE VEG. MATERIALS, NES	80	113	57
691 METALLIC STRUCTURES NES	141	89	45	334 PETROLEUM PRODUCTS	361	99	53
693 WIRE PRODUCTS EXCL. ELECT	614	275	145	335 RESIDUAL PETROL. PRODUCTS	2 445	237	128
694 NAILS, SCREWS, NUTS, ETC.	755	552	287	513 CARBOXYLIC ACIDS, DERIVTS	509	168	88
695 TOOLS	851	2 002	1 046	514 NITROGEN-FUNCT. COMPOUNDS	491	184	96
696 CUTLERY	59	314	168	515 ORGANO-INORGANIC COMPNDS	139	308	159
697 HOUSEHOLD EQUIPMENT, NES	130	210	108	522 INORGANIC CHEM. ELEMENTS	552	151	76
699 MANUFACTS. BASE METAL, NES	465	694	362	523 METAL, SALTS, INORGAN. ACID	2 681	394	208
710 INTRNL COMBUS PSTN ENGIN	151	570	304	531 SYNTH. COLOURS, LAKES, ETC.	844	1 847	977
716 ROTATING ELECTRIC PLANT	43	155	83	532 DYEING, TANNING MATERIALS	936	208	111
722 TRACTORS	119	214	114	533 PIGMENTS, PAINTS, ETC.	1 558	1 067	560
723 CIVIL ENGINEERING EQUIPT	281	256	136	541 MEDICINES, ETC. EXC. GRP542	326	7 487	3 943
724 TEXTILE, LEATHER MACHINES	520	2 056	1 081	542 MEDICAMENTS	1 933	20 719	11 032
725 PAPER, PULP MILL MACHINES	69	195	109	551 ESSENTL. OIL, PERFUME, FLAVR	59	174	93
726 PRINTING, BOOKBINDING MACHS	945	4 634	2 535	553 PERFUMERY, COSMETICS, ETC.	696	1 172	625
727 FOOD-PROCESS. MCH. NON DOM	335	1 808	974	554 SOAP, CLEANERS, POLISH, ETC	547	219	114
728 OTH. MACH. PTS, SPCL INDUST	552	1 510	803	562 FERTILIZER, EXCEPT GRP272	100 948	2 360	1 254
731 METAL REMOVAL WORK TOOLS	19	63	33	572 POLYMERS OF STYRENE	1 281	386	207
733 MACH-TOOLS, METAL-WORKING	305	991	534	573 POLYMERS, VINYL CHLORIDE	670	199	102
735 PARTS, NES, FOR MACH-TOOLS	39	321	174	575 OTH. PLASTIC, PRIMARY FORM	351	209	110
741 HEATING, COOLING EQUIP, PART				582 PLASTIC PLATE, SHEETS, ETC	648	443	236
742 PUMPS FOR LIQUIDS, PARTS	49	282	152	591 INSECTICIDES, ETC.	947	1 250	653
743 PUMPS NES, CENTRIFUGS ETC	150	379	195	597 PREPRD ADDITIVES, LIQUIDS	483	127	72
744 MECHANICAL HANDLING EQUIP	148	454	239	598 MISC. CHEMICAL PRODTS. NES	468	830	436
745 OTH. NONELEC MCH. TOOL, NES	360	2 245	1 203	629 ARTICLES OF RUBBER, NES	193	539	279
747 TAPS, COCKS, VALVES, ETC.	33	184	96	641 PAPER AND PAPERBOARD	1 141	622	332
748 TRANSMISSIONS SHAFTS ETC	65	311	162	642 PAPER, PAPERBOARD, CUT ETC	695	504	266
749 NON-ELECT MACH. PARTS, ETC	28	197	107	651 TEXTILE YARN	204	244	131
751 OFFICE MACHINES	107	766	398	652 COTTON FABRICS, WOVEN	12	69	38
752 AUTOMATC. DATA PROC. EQUIP	1	92	47	657 SPECIAL YARN, TXTL. FABRIC	96	178	94
759 PARTS, FOR OFFICE MACHINS	3	223	117	662 CLAY, REFRACT. CONSTR. MATRL	836	120	64
764 TELECOMM. EQUIP. PARTS NES	427	2 161	1 153	663 MINERAL MANUFACTURES, NES	56	91	49
771 ELECT POWER MACHNY. PARTS	444	636	337	664 GLASS	1 959	298	158
772 ELEC. SWITCH. RELAY. CIRCUIT	343	2 000	1 045	665 GLASSWARE	495	514	274
773 ELECTR. DISTRIBUT. EOPT NES	819	532	279	666 POTTERY	172	880	471
774 ELECTRO-MEDCL. XRAY EQUIP	60	850	440	674 FLAT-ROLLED PLATED IRON	28 431	5 796	3 059
775 DOM. ELEC. NON-ELEC. EQUIPT	47	232	123	679 TUBES, PIPES, ETC. IRON, STL	743	179	94
776 TRANSISTORS, VALVES, ETC.	8	97	49	682 COPPER	149	113	59
778 ELECTRIC. MACH. APPART. NES	279	1 254	659	684 ALUMINIUM	599	824	439
781 PASS. MOTOR VEHCLS. EX. BUS	5 212	11 803	6 314	691 METALLIC STRUCTURES NES	103	78	39
783 ROAD MOTOR VEHICLES NES	706	171	91	692 CONTAINERS, STORAGE, TRNSP	520	895	478
784 PARTS, TRACTORS, MOTOR VEH	1 409	2 836	1 507	693 WIRE PRODUCTS EXCL. ELECT	423	152	82
785 CYCLES, MOTORCYCLES ETC.	34	94	50	694 NAILS, SCREWS, NUTS, ETC.	69	59	31
786 TRAILERS, SEMI-TRAILER, ETC	100	222	114	695 TOOLS	524	1 419	746
842 WOMEN, GIRL CLOTHING, XKJIT	2	167	83	696 CUTLERY	111	544	289
844 WOMEN, GIRLS CLOTHING. KJIT	16	218	117	699 MANUFACTS. BASE METAL, NES	145	257	131
851 FOOTWEAR	48	77	41	711 STEAM GENER. BOILERS, ETC.	17	140	75
871 OPTICAL INSTRUMENTS, NES	1	72	37	713 INTRNL COMBUS PSTN ENGIN	179	1 236	646
872 MEDICAL INSTRUMENTS NES	76	1 118	597	716 ROTATING ELECTRIC PLANT	19	95	53
874 MEASURE, CONTROL INSTRMNT	76	1 502	804	724 TEXTILE, LEATHER MACHINES		69	37
881 PHOTOGRAPH APPAR. ETC. NES	363	3 588	1 900	725 PAPER, PULP MILL MACHINES	12	126	68
882 PHOTO. CINEMATOGRPH. SUPPL	560	1 137	608	726 PRINTING, BOOKBINDING MACHS	38	186	97
884 OPTICAL GOODS NES		70	39	727 FOOD-PROCESS. MCH. NON DOM	140	652	341
885 WATCHES AND CLOCKS	3	100	52	728 OTH. MACH. PTS, SPCL INDUST	147	906	481
891 ARMS AND AMMUNITION	5	72	34	735 PARTS, NES, FOR MACH-TOOLS	6	146	75
892 PRINTED MATTER	120	193	101	741 HEATING, COOLING EQUIP, PART			
893 ARTICLES, NES, OF PLASTICS	330	632	333	742 PUMPS FOR LIQUIDS, PARTS	20	1/6	95
895 OFFICE, STATIONERY SUPPLS	168	600	319	743 PUMPS NES, CENTRIFUGS ETC	118	307	164
896 WORKS OF ART, ANTIQUE ETC	1	127	68	744 MECHANICAL HANDLING EQUIP	30	138	72
898 MUSICAL INSTRUMENTS, ETC.	20	161	84	745 OTH. NONELEC MCH. TOOL, NES	64	906	478
899 MISC MANUFACTRO GOODS NES	130	345	178	746 BALL OR ROLLER BEARINGS	1 229	3 303	1 762
				747 TAPS, COCKS, VALVES, ETC.	34	238	125
PANAMA				748 TRANSMISSIONS SHAFTS ETC	24	104	53
IMPORTS	2 767 043	291 589	154 544	749 NON-ELECT MACH. PARTS, ETC	33	140	76
				751 OFFICE MACHINES	20	62	33
057 FRUIT, NUTS EXCL. OIL NUTS	2 676 555	262 841	139 239	759 PARTS, FOR OFFICE MACHINS	1	114	60
058 FRUIT, PRESERVED, PREPARED	19 832	2 841	1 511	764 TELECOMM. EQUIP. PARTS NES	4	60	32
071 COFFEE, COFFEE SUBSTITUTE	15 581	8 278	4 360	771 ELECT POWER MACHNY. PARTS	836	1 403	748
222 OILSEED (SFT. FIX VEG. OIL)	2 382	480	255	772 ELEC. SWITCH. RELAY. CIRCUIT	1	120	58
263 COTTON	1 970	566	294	778 ELECTRIC. MACH. APPART. NES	27	189	105
288 NON-FERROUS WASTE, SCRAP	929	235	128	781 PASS. MOTOR VEHCLS. EX. BUS	1 688	5 465	2 916
				784 PARTS, TRACTORS, MOTOR VEH	306	1 282	674

7 IMPORTS AND EXPORTS (SPECIAL TRADE) BY COUNTRIES OF PRODUCTION AND CONSUMPTION AND BY GROUPS OF THE SITC-REV. III 1989

GROUP DESCRIPTION	DT = 100 KG	1 000 DM	1 000 \$	GROUP DESCRIPTION	DT = 100 KG	1 000 DM	1 000 \$
793 SHIP,BOAT,FLOAT.STRUCTRS	280 465	58 794	31 052	591 INSECTICIDES, ETC.	11 060	10 673	5 807
811 PREFABRICATED BUILDINGS	141	331	167	592 STARCHES,INULIN,ETC.	61	98	49
813 LIGHTING FIXTURES ETC.NES	9	81	42	597 PREPRD ADDITIVES,LIQUIDS	30	59	31
851 FOOTWEAR	103	514	272	598 MISC.CHEMICAL PRODTS.NES	7 952	3 394	1 807
872 MEDICAL INSTRUMENTS NES	16	165	89	621 MATERIALS OF RUBBER	29	113	58
874 MEASURE,CONTROL INSTRMNT	13	552	283	629 ARTICLES OF RUBBER, NES	92	168	95
882 PHOTO.CINEMATOGRPH.SUPPL	70	153	82	635 WOOD MANUFACTURES, NES	95	242	129
884 OPTICAL GOODS NES		163	87	641 PAPER AND PAPERBOARD	304	110	58
885 WATCHES AND CLOCKS	1	392	209	642 PAPER,PAPERBOARD,CUT ETC	794	635	341
892 PRINTED MATTER	131	261	133	657 SPECIAL YARN,TXTL.FABRIC	611	517	278
893 ARTICLES,NES,OF PLASTICS	37	162	84	662 CLAY,REFRCT.CONSTR.MATRL	1 489	237	125
894 BABY CARRIAGE, TOYS,GAMES	28	100	50	663 MINERAL MANUFACTURES,NES	279	528	282
895 OFFICE,STATIONERY SUPPLS	29	112	57	664 GLASS	421	410	219
897 GOLD,SILVERWARE,JEWEL NES		1 583	822	665 GLASSWARE	625	1 064	559
898 MUSICAL INSTRUMENTS,ETC.	16	177	94	673 FLAT-ROLLED IRON ETC.	50 285	6 892	3 615
899 MISC MANUFCTRD GOODS NES	38	124	64	675 FLAT-ROLLED, ALLOY STEEL	4 438	1 403	731
971 GOLD,NONMONTY EXCL ORES		1 436	767	676 IRON,STL.BAR,SHAPES ETC.	19 523	2 895	1 545
ANGUILLA				678 WIRE OF IRON OR STEEL	740	307	163
EXPORTS	2 030	250	135	679 TUBES,PIPES,ETC.IRON,STL	4 194	914	503
048 CEREAL PREPARATIONS	2 000	146	74	681 SILVER,PLATINUM,ETC.	2	75	40
772 ELEC.SWITCH.RELAY.CIRCUT	13	62	34	682 COPPER	102	137	73
CUBA				684 ALUMINIUM	443	551	300
IMPORTS	191 888	57 060	30 280	689 MISC.NON-FERR.BASE METAL	9	101	53
034 FISH,FRESH,CHILLED,FROZEN	10	61	34	691 METALLIC STRUCTURES NES	26	93	49
036 CRUSTACEANS,MOLLUSCS ETC	600	2 696	1 440	692 CONTAINERS,STORAGE,TRNSP	238	432	234
037 FISH ETC.PRPD,PRSD,NES	1 235	555	314	693 WIRE PRODUCTS EXCL.ELECT	275	381	203
057 FRUIT,NUTS EXCL.OIL NUTS	1 996	173	90	694 NAILS,SCREWS,NUTS,ETC.	424	241	130
059 FRUIT, VEGETABLE JUICES	11 965	3 084	1 672	695 TOOLS	134	519	275
061 SUGARS,MOLASSES,HONEY	53 958	2 705	1 458	696 CUTLERY	10	96	51
071 COFFEE,COFFEE SUBSTITUTE	3 885	2 328	1 253	699 MANUFACTS.BASE METAL,NES	1 650	1 574	840
072 COCOA	4 510	2 637	1 427	713 INTRNL COMBUS PSTN ENGIN	96	987	518
112 ALCOHOLIC BEVERAGES	465	173	92	716 ROTATING ELECTRIC PLANT	24	231	127
121 TOBACCO, UNMANUFACTURED	4 336	2 414	1 287	721 AGRIC.MACHINES,EX.TRACTR	46	156	78
122 TOBACCO, MANUFACTURED	68	3 081	1 633	723 CIVIL ENGINEERING EQUIPT	2 075	4 800	2 513
282 FERROUS WASTE AND SCRAP	2 484	745	400	724 TEXTILE,LEATHER MACHINES	240	1 309	696
285 ALUMINIUM ORE,CONCTR,ETC	9 709	220	111	725 PAPER,PULP MILL MACHINES	31	166	88
287 ORE,CONCENTR.BASE METALS	83 062	2 136	1 107	726 PRINTING,BOOKBINDNG MCHS	84	764	403
289 PREC.METAL ORES,CONCTR	3	4 399	2 358	727 FOOD-PROCESS.MCH.NON DOM	191	891	464
291 CRUDE ANIMAL MATERLS,NES	3 500	1 475	789	728 OTH.MACH.PTS,SPCL INDUST	1 393	7 974	4 327
522 INORGANIC CHEM.ELEMENTS	1 409	911	470	731 METAL REMOVAL WORK TOOLS	66	704	363
523 METAL.SALTS,INORGAN.ACID	350	161	82	733 MACH-TOOLS,METAL-WORKING	251	920	502
657 SPECIAL YARN,TXTL.FABRIC	6 510	789	412	735 PARTS,NES,FOR MACH-TOOLS	84	896	457
658 TEXTILE ARTICLES NES	99	72	39	737 METALWORKING MACHNRY NES	19	155	82
821 FURNITURE,CUSHIONS,ETC.	176	87	44	741 HEATING,COOLING EQUIP,PART			
896 WORKS OF ART,ANTIQUE ETC	198	2 135	1 129	742 PUMPS FOR LIQUIDS,PARTS	389	1 833	980
961 COIN NONGOLD NONCURRENT	8	1 218	647	743 PUMPS NES,CENTRIFUGS ETC	977	5 330	2 816
971 GOLD,NONMONTY EXCL ORES	16	18 019	9 445	744 MECHANICAL HANDLING EQUIP	1 103	2 120	1 077
EXPORTS	2 533 419	234 016	124 389	745 OTH.NONELEC MCH,TOOL,NES	453	2 328	1 242
017 MEAT,OFFL.PRPD,PRSD,NES	182	145	76	746 BALL OR ROLLER BEARINGS	789	1 748	949
041 WHEAT, MESLIN, UNMILLED	1 388 686	36 486	19 247	747 TAPS,COCKS,VALVES,ETC.	2	67	34
043 BARLEY, UNMILLED	50 000	1 449	774	748 TRANSMISSIONS SHAFTS ETC	230	1 183	623
046 MEAL, FLOUR OF WHEAT,MSLN	822 092	35 582	18 975	749 NON-ELECT MACH.PARTS,ETC	68	1 382	718
048 CEREAL PREPARATIONS	234	147	77	751 OFFICE MACHINES	15	75	40
059 FRUIT, PRESERVED, PREPARED	114	123	68	752 AUTOMATC.DATA PROC.EQUIP	5	341	175
061 SUGARS,MOLASSES,HONEY	4 549	463	240	763 SOUND RECORDER,PHONOGPPH	11	590	308
062 SUGAR CONFECTIONERY	106	113	59	764 TELECOMM.EQUIP.PARTS NES	3	256	135
098 EDIBLE PROD.PRPRTNS,NES	29	115	58	771 ELECT POWER MACHNRY,PARTS	170	424	235
111 NON-ALCOHOL.BEVERAGE,NES	4 073	424	226	772 ELEC.SWITCH.RELAY.CIRCUT	10	370	193
112 ALCOHOLIC BEVERAGES	4 864	812	421	773 ELECTR.DISTRIBT.EQPT NES	87	215	114
121 TOBACCO, UNMANUFACTURED	4 307	312	171	774 ELECTRO-MEDCL,XRAY EQUIP	891	22 931	12 235
232 SYNTHETIC RUBBER, ETC.	1 208	609	334	775 DOM.ELEC, NON-ELEC.EQUIPT	8	142	78
273 STONE, SAND AND GRAVEL	3 660	244	125	778 ELECTRIC MACH. APPART. NES	1 257	1 137	616
278 OTHER CRUDE MINERALS	574	129	73	781 PASS.MOTOR VEHCLS.EX.BUS	1 000	1 759	936
292 CRUDE VEG.MATERIALS, NES	1 017	967	512	784 PARTS,TRACTORS,MOTOR VEH	196	715	378
394 PETROLEUM PRODUCTS	4 064	752	392	842 HOMEH.GRL CLOTHNG,XKNIT	7	83	43
395 RESIDUAL PETROL.PRODUCTS	29 288	3 214	1 796	848 CLOTHING,NONXTL;HEADGEAR	7	136	74
431 ANIMAL VEG.FATS,OILS,NES	638	149	78	851 FOOTWEAR	15	165	85
511 HYDROCARBONS,NES,DERIVTS	219	221	114	851 OPTICAL INSTRUMENTS,NES	31	1 198	639
512 ALCOHOL,PHENOL,ETC.DERIV	12 615	2 633	1 389	872 MEDICAL INSTRUMENTS NES	1 006	8 894	4 693
513 CARBOXYLIC ACIDS,DERIVTS	2 602	1 182	620	874 MEASURE,CONTROL INSTRMNT	115	3 222	1 724
514 NITROGEN-FUNCT.COMPOUNDS	493	735	386	881 PHOTOGRAPH APPAR.ETC.NES	33	627	336
515 ORGANIC-INORGANIC COMPNDS	1 619	1 509	801	882 PHOTO.CINEMATOGRPH.SUPPL	54	219	117
516 OTHER ORGANIC CHEMICALS	3 514	1 367	732	884 OPTICAL GOODS NES	46	943	498
522 INORGANIC CHEM.ELEMENTS	3 303	1 081	578	893 ARTICLES,NES,OF PLASTICS	109	415	218
523 METAL.SALTS,INORGAN.ACID	35 642	2 208	1 158	895 OFFICE,STATIONERY SUPPLS	80	467	251
524 OTHER CHEMICAL COMPOUNDS	5 230	642	340	896 WORKS OF ART,ANTIQUE ETC	2	61	34
531 SYNTH.COLOURS,LAKES,ETC.	501	1 235	649	898 MUSICAL INSTRUMENTS,ETC.	1	79	42
532 DYEING,TANNING MATERIALS	254	157	81	899 MISC MANUFCTRD GOODS NES	27	496	269
533 PIGMENTS, PAINTS, ETC.	4 228	2 861	1 506	961 COIN NONGOLD NONCURRENT	1	78	45
541 MEDICINES,ETC,EXC.GRP542	734	2 638	1 418	971 GOLD,NONMONTY EXCL ORES	157	157	80
542 MEDICAMENTS	1 427	3 644	1 929	ST CHRISTOPH			
553 PERFUMERY,COSMETICS,ETC.	580	508	269	IMPORTS	4	4	1
554 SOAP,CLEANERS,POLISH,ETC	1 832	620	327	EXPORTS	822	285	151
562 FERTILIZER,EXCEPT GRP272	445	131	67	784 PARTS,TRACTORS,MOTOR VEH	29	85	43
571 POLYMERS OF ETHYLENE	5 000	1 537	799	HAITI			
572 POLYMERS OF STYRENE	1 030	442	230	IMPORTS	37 887	12 958	6 883
574 POLYACETAL,POLYCARBONATE	3 272	1 060	553	058 FRUIT, PRESERVED, PREPARED	3 725	565	297
575 OTH.PLASTIC,PRIMARY FORM	2 291	1 025	550	061 SUGARS,MOLASSES,HONEY	277	77	40
581 PLASTIC TUBE,PIPE,HOSE	68	461	249	071 COFFEE,COFFEE SUBSTITUTE	7 026	2 497	1 326
582 PLASTIC PLATE,SHEETS,ETC	66	243	127	072 COCOA	16 740	4 214	2 255
				075 SPICES	668	96	50
				263 COTTON	5 454	1 110	589

7 IMPORTS AND EXPORTS (SPECIAL TRADE) BY COUNTRIES OF PRODUCTION AND CONSUMPTION AND BY GROUPS OF THE SITC-REV. III 1989

GROUP DESCRIPTION	DT = 100 KG	1 000 DM	1 000 \$	GROUP DESCRIPTION	DT = 100 KG	1 000 DM	1 000 \$
292 CRUDE VEG. MATERIALS, NES	292	248	133	662 CLAY, REFRCT. CONSTR. MATRL	355	83	43
551 ESSNTL. OIL, PERFUME, FLAVR	10	93	51	665 GLASSWARE	730	316	162
657 SPECIAL YARN, TXTL. FABRIC	2 041	309	165	666 POTTERY	47	299	163
697 HOUSEHOLD EQUIPMENT, NES	836	2 124	1 121	676 IRON, STL, BAR, SHAPES ETC.	50 878	5 000	2 670
776 TRANSISTORS, VALVES, ETC.	8	321	174	684 ALUMINIUM	18	103	56
846 CLOTHING ACCESSRS, FABRIC	196	805	423	691 METALLIC STRUCTURES NES	31	128	68
899 MISC MANUFCTRD GOODS NES	258	138	73	692 CONTAINERS, STORAGE, TRNSP	417	401	216
EXPORTS	321 385	45 265	23 903	699 MANUFACTS. BASE METAL, NES	145	145	77
022 MILK AND CREAM	22 232	4 174	2 232	713 INTRNL COMBUS PSTN ENGIN	15	195	111
041 WHEAT, MESLIN, UNMILLED	29 987	1 068	554	726 PRINTNG, BOOKBINDNG MACHS	13	135	73
048 CEREAL PREPARATIONS	17 186	2 102	1 117	741 HEATING, COOLNG EQUIP, PART	5	79	43
061 SUGARS, MOLASSES, HONEY	2 690	191	100	743 PUMPS NES, CENTRIFUGS ETC	34	394	209
112 ALCOHOLIC BEVERAGES	11 276	1 658	884	751 OFFICE MACHINES	234	245	131
292 CRUDE VEG. MATERIALS, NES	209	107	59	771 ELECT POWER MACHNY, PARTS	94	243	131
335 RESIDUAL PETROL. PRODUCTS	1 987	229	121	772 ELEC. SWITCH, RELAY, CIRCUIT	203	103	54
421 FIXED VEG. FAT, OILS, SOFT	191 758	17 115	8 916	773 ELECTR DISTRIBT. EQPT NES	475	925	487
431 ANIMAL, VEG. FATS, OILS, NES	686	105	55	784 PARTS, TRACTORS, MOTOR VEH	40	152	81
513 CARBOXYLIC ACIDS, DERIVTS	204	84	43	821 FURNITURE, CUSHIONS, ETC.	53	58	30
522 INORGANIC CHEM. ELEMENTS	774	144	74	831 TRUNK, SUIT-CASES, BAG, ETC	17	395	209
523 METAL. SALTS, INORGAN. ACID	4 606	304	158	841 MENS, BOYS CLOTHNG, X-KNIT	1	61	32
531 SYNTH. COLOURS, LAKES, ETC.	38	87	45	885 WATCHES AND CLOCKS	3	79	42
532 DYEING, TANNING MATERIALS	214	67	35	892 PRINTED MATTER	83	152	77
533 PIGMENTS, PAINTS, ETC.	167	142	76	896 WORKS OF ART, ANTIQUE ETC	1	161	88
541 MEDICINES, ETC. EXC. GRP542	94	372	193	897 GOLD, SILVERWARE, JEWEL NES	1 961	1 030	64
542 MEDICAMENTS	278	889	470	972	121		
551 ESSNTL. OIL, PERFUME, FLAVR	75	163	87	TURKS CAICOS			
553 PERFUMERY, COSMETICS, ETC.	153	287	155	IMPORTS	13	12	5
554 SOAP, CLEANERS, POLISH, ETC	334	150	77	EXPORTS	2 678	487	254
573 POLYMERS, VINYL CHLORIDE	1 280	392	210	112 ALCOHOLIC BEVERAGES	2 627	408	214
581 PLASTIC TUBE, PIPE, HOSE	1 854	755	402	DOMINIC REP			
583 MONOFILAMENT OF PLASTICS	293	470	250	IMPORTS	101 126	69 862	37 247
591 INSECTICIDES, ETC.	27	78	41	057 FRUIT, NUTS EXCL. OIL NUTS	24 709	3 362	1 800
592 STARCHES, INULIN, ETC.	439	146	80	058 FRUIT, PRESERVED, PREPARED	1 394	421	225
598 MISC. CHEMICAL PRODS. NES	427	155	82	059 FRUIT, VEGETABLE JUICES	1 423	144	76
641 PAPER AND PAPERBOARD	81	66	35	071 COFFEE, COFFEE SUBSTITUTE	1 374	825	439
642 PAPER, PAPERBOARD, CUT ETC	81	175	95	121 TOBACCO, UNMANUFACTURED	1 733	685	370
663 MINERAL MANUFACTURES, NES	956	262	142	122 TOBACCO, MANUFACTURED	20	230	121
664 GLASS	1 328	265	145	288 NON-FERROUS WASTE, SCRAP	1 592	608	317
665 GLASSWARE	238	108	55	292 CRUDE VEG. MATERIALS, NES	521	334	181
673 FLAT-ROLLED IRON ETC.	22 321	2 380	1 257	671 PIG IRON, SPIEGELEISEN, ETC	68 003	61 177	32 621
679 TUBES, PIPES, ETC. IRON, STL	1 285	370	197	737 METALWORKING MACHNRY NES	176	852	453
682 COPPER	300	252	132	781 PASS. MOTOR VEHCLS. EX. BUS	17	200	106
694 NAILS, SCREWS, NUTS, ETC.	531	300	161	845 OTHR. TEXTILE APPAREL, NES	14	173	94
695 TOOLS	412	494	255	896 WORKS OF ART, ANTIQUE ETC	1	62	33
696 CUTLERY	38	111	58	899 MISC MANUFCTRD GOODS NES	20	171	90
699 MANUFACTS. BASE METAL, NES	776	484	257	961 COIN NONGOLD NONCURRENT	61	32	
716 ROTATING ELECTRIC PLANT	101	291	152	EXPORTS	276 481	71 968	38 163
724 TEXTILE, LEATHER MACHINES	30	131	71	022 MILK AND CREAM	2 550	804	412
726 PRINTNG, BOOKBINDNG MACHS	262	1 059	567	035 FISH, DRIED, SALTED, SMOKED	150	61	32
727 FOOD-PROCESS. MCH. NON DOM	33	139	71	048 CEREAL PREPARATIONS	40 962	2 949	1 558
728 OTH. MACH. PTS, SPCL INDUST	33	158	86	061 SUGARS, MOLASSES, HONEY	1 088	72	39
733 MACH-TOOLS, METAL-WORKING	49	228	120	081 ANIMAL FEED STUFF	62	125	70
735 PARTS, NES, FOR MACH-TOOLS	3	78	41	098 EDIBLE PROD. PREPRTRS, NES	396	504	264
743 PUMPS NES, CENTRIFUGS ETC	73	179	93	111 NON-ALCOHOL. BEVERAGE, NES	84	98	49
744 MECHANICAL HANDLING EQUIP	23	80	40	112 ALCOHOLIC BEVERAGES	191	66	35
748 TRANSMISSIONS SHAFTS ETC	25	84	46	278 OTHER CRUDE MINERALS	929	56	31
764 TELECOMM. EQUIP. PARTS NES	8	453	248	292 CRUDE VEG. MATERIALS, NES	203	186	98
771 ELECT POWER MACHNY, PARTS	3	62	34	334 PETROLEUM PRODUCTS	1 297	253	131
772 ELEC. SWITCH, RELAY, CIRCUIT	48	528	278	335 RESIDUAL PETROL. PRODUCTS	21 858	2 179	1 155
773 ELECTR DISTRIBT. EQPT NES	236	310	166	411 ANIMAL OILS AND FATS	182	65	36
774 ELECTRO-MEDCL. XRAY EQUIP	16	215	115	431 ANIMAL, VEG. FATS, OILS, NES	217	52	30
778 ELECTRIC. MACH. APPART. NES	304	458	243	512 ALCOHOL, PHENOL, ETC. DERIV	2 453	490	263
781 PASS. MOTOR VEHCLS. EX. BUS	114	429	228	513 CARBOXYLIC ACIDS, DERIVTS	4 177	868	457
782 GOODS, SPCL TRANSPORT VEH	55	127	65	514 NITROGEN-FUNCT. COMPOUNDS	153	147	78
784 PARTS, TRACTORS, MOTOR VEH	117	495	261	515 ORGANO-INORGANIC COMPNDS	653	581	316
874 MEASURE, CONTROL INSTRMNT	11	189	100	516 OTHER ORGANIC CHEMICALS	39	84	44
892 PRINTED MATTER	23	255	138	522 INORGANIC CHEM. ELEMENTS	2 777	1 229	647
893 ARTICLES, NES, OF PLASTICS	114	419	223	523 METAL. SALTS, INORGAN. ACID	75 937	4 150	2 223
894 BABY CARRIAGE, TOYS, GAMES	19	72	38	524 OTHER CHEMICAL COMPOUNDS	611	84	44
895 OFFICE, STATIONERY SUPPLS	51	92	45	531 SYNTH. COLOURS, LAKES, ETC.	452	1 124	594
897 GOLD, SILVERWARE, JEWEL NES	2	295	154	532 DYEING, TANNING MATERIALS	2 474	592	316
BAHAMAS				533 PIGMENTS, PAINTS, ETC.	1 104	801	428
IMPORTS	7 926	12 223	6 514	541 MEDICINES, ETC. EXC. GRP542	169	897	473
059 FRUIT, VEGETABLE JUICES	429	116	60	542 MEDICAMENTS	602	3 304	1 746
112 ALCOHOLIC BEVERAGES	7 128	4 974	2 670	551 ESSNTL. OIL, PERFUME, FLAVR	270	501	263
515 ORGANO-INORGANIC COMPNDS		110	59	553 PERFUMERY, COSMETICS, ETC.	63	188	100
541 MEDICINES, ETC. EXC. GRP542		6 574	3 489	554 SOAP, CLEANERS, POLISH, ETC	7 713	1 571	825
542 MEDICAMENTS		72	37	562 FERTILIZER, EXCEPT GRP272	86	59	32
744 MECHANICAL HANDLING EQUIP	250	77	41	571 POLYMERS OF ETHYLENE	1 750	560	297
821 FURNITURE, CUSHIONS, ETC.	57	75	38	572 POLYMERS OF STYRENE	457	132	69
EXPORTS	145 007	35 827	19 067	573 POLYMERS, VINYL CHLORIDE	3 110	924	502
022 MILK AND CREAM	3 254	464	245	574 POLYACETAL, POLYCARBONATE	1 926	520	274
024 CHEESE AND CURD	259	110	60	575 OTH. PLASTIC, PRIMARY FORM	4 701	1 855	982
061 SUGARS, MOLASSES, HONEY	7 955	422	227	581 PLASTIC TUBE, PIPE, HOSE	239	503	266
112 ALCOHOLIC BEVERAGES	74 633	11 083	5 895	582 PLASTIC PLATE, SHEETS, ETC	138	214	116
247 WOOD ROUGH, ROUGH SQUARED	1 595	122	66	591 INSECTICIDES, ETC.	1 822	2 511	1 338
512 ALCOHOL, PHENOL, ETC. DERIV	182	72	38	592 STARCHES, INULIN, ETC.	741	377	195
515 ORGANO-INORGANIC COMPNDS	880	9 912	5 293	597 PREPRD ADDITIVES, LIQUIDS	301	82	39
542 MEDICAMENTS	4	111	60	598 MISC. CHEMICAL PRODS. NES	7 508	2 234	1 187
581 PLASTIC TUBE, PIPE, HOSE	34	103	55				
598 MISC. CHEMICAL PRODS. NES	100	76	39				
642 PAPER, PAPERBOARD, CUT ETC	1 659	398	204				

7 IMPORTS AND EXPORTS (SPECIAL TRADE) BY COUNTRIES OF PRODUCTION AND CONSUMPTION AND BY GROUPS OF THE SITC-REV. III 1989

GROUP DESCRIPTION	DT = 100 KG	1 000 DM	1 000 \$	GROUP DESCRIPTION	DT = 100 KG	1 000 DM	1 000 \$
621 MATERIALS OF RUBBER	173	69	37	582 PLASTIC PLATE, SHEETS, ETC	86	87	46
629 ARTICLES OF RUBBER, NES	156	388	207	591 INSECTICIDES, ETC.	68	118	63
641 PAPER AND PAPERBOARD	5 105	928	486	598 MISC. CHEMICAL PRODS. NES	109	73	39
642 PAPER, PAPERBOARD, CUT ETC	613	592	323	625 RUBBER TYRES, TUBES, ETC.	2 847	2 349	1 258
651 TEXTILE YARN	97	80	43	629 ARTICLES OF RUBBER, NES	23	60	30
657 SPECIAL YARN, TXTL. FABRIC	72	286	154	641 PAPER AND PAPERBOARD	368	156	84
662 CLAY, REFRCT. CONSTR. MATRL	1 823	262	136	642 PAPER, PAPERBOARD, CUT ETC	921	307	160
663 MINERAL MANUFACTURES, NES	1 409	1 310	656	653 FABRICS, MAN-MADE FIBRES	73	221	122
664 GLASS	2 440	196	100	657 SPECIAL YARN, TXTL. FABRIC	31	64	33
665 GLASSWARE	10 401	846	451	662 CLAY, REFRCT. CONSTR. MATRL	2 443	349	187
666 POTTERY	52	177	93	663 MINERAL MANUFACTURES, NES	77	156	83
673 FLAT-ROLLED IRON ETC.	25 279	2 228	1 200	694 NAILS, SCREWS, NUTS, ETC.	314	139	77
674 FLAT-ROLLED PLATED IRON	19 146	3 121	1 684	695 TOOLS	112	162	83
675 FLAT-ROLLED, ALLOY STEEL	43	120	67	699 MANUFACT. BASE METAL, NES	93	114	56
683 NICKEL	4	119	64	713 INTRNL COMBUS PSTN ENGIN	102	610	320
684 ALUMINIUM	862	1 038	546	714 ENGINES, MOTORS NON-ELECT		166	92
692 CONTAINERS, STORAGE, TRNSP	40	91	47	721 AGRIC. MACHINES, EX. TRACTR	424	626	320
693 WIRE PRODUCTS EXCL. ELECT	258	136	69	723 CIVIL ENGINEERING EQUIPT	662	901	476
694 NAILS, SCREWS, NUTS, ETC.	297	165	85	725 PAPER, PULP MILL MACHINES	34	92	46
695 TOOLS	866	1 228	654	726 PRINTNG, BOOKBINDING MACHS	33	327	172
696 CUTLERY	14	96	49	728 OTH. MACH. PTS, SPCL INDOUST	151	202	104
699 MANUFACT. BASE METAL, NES	132	238	121	743 PUMPS NES, CENTRIFUGS ETC	103	318	166
713 INTRNL COMBUS PSTN ENGIN	218	330	176	744 MECHANICAL HANDLING EQUIP	927	352	178
716 ROTATING ELECTRIC PLANT	26	177	90	745 OTH. NONELEC MCH, TOOL, NES	108	500	262
721 AGRIC. MACHINES, EX. TRACTR	754	784	412	747 TAPS, COCKS, VALVES, ETC.	5	74	41
723 CIVIL ENGINEERING EQUIPT	441	844	441	748 TRANSMISSIONS SHAFTS ETC	14	98	50
724 TEXTILE, LEATHER MACHINES	152	852	441	749 NON-ELECT MACH. PARTS, ETC	10	98	52
726 PRINTNG, BOOKBINDING MACHS	106	93	48	751 OFFICE MACHINES	27	124	65
727 FOOD-PROCESS. MCH, NON DOM	56	321	172	761 TELEVISION RECEIVERS ETC	61	202	111
728 OTH. MACH. PTS, SPCL INDOUST	546	2 520	1 393	771 ELECT POWER MACHNY. PARTS	109	93	50
731 METAL REMOVAL WORK TOOLS	43	117	63	772 ELEC. SWITCH, RELAY, CIRCUIT	7	76	38
733 MACH-TOOLS, METAL-WORKING	15	74	38	774 ELECTRO-MEDCL, XRAY EQUIP	3	141	72
741 HEATING, COOLING EQUIP, PART	*	*	775	DOM. ELEC. NON-ELEC. EQUIPT	79	207	113
742 PUMPS FOR LIQUIDS, PARTS	19	158	81	778 ELECTRIC MACH. APPART. NES	193	626	318
743 PUMPS NES, CENTRIFUGS ETC	68	382	203	781 PASS. MOTOR VEHCLS. EX. BUS	8 211	17 750	9 470
744 MECHANICAL HANDLING EQUIP	1 252	510	272	782 GOODS, SPCL TRANSPORT VEH	5 984	8 675	4 608
745 OTH. NONELEC MCH, TOOL, NES	1 211	1 379	724	783 ROAD MOTOR VEHICLES NES	666	1 146	608
747 TAPS, COCKS, VALVES, ETC.	15	82	44	784 PARTS, TRACTORS, MOTOR VEH	2 171	5 509	2 907
748 TRANSMISSIONS SHAFTS ETC	17	99	50	792 AIRCRAFT, ASSOCTD. EQUIPNT	34	6 758	3 573
749 NON-ELECT MACH. PARTS, ETC	28	123	64	821 FURNITURE, CUSHIONS, ETC.	366	479	252
751 OFFICE MACHINES	20	175	91	831 TRUNK, SUIT-CASES, BAG, ETC	10	88	46
763 SOUND RECORDER, PHONOGRPH	3	168	86	848 CLOTHING, NONTXTL; HEADGEAR	23	71	40
771 ELECT POWER MACHNY. PARTS	16	104	55	872 MEDICAL INSTRUMENTS NES	30	89	46
772 ELEC. SWITCH, RELAY, CIRCUIT	339	1 751	920	874 MEASURE, CONTROL INSTRMNT	11	415	219
773 ELECTR. DISTRIB. EOPT NES	275	201	104	892 PRINTED MATTER	66	172	91
778 ELECTRIC MACH. APPART. NES	3 568	1 916	1 003	893 ARTICLES, NES, OF PLASTICS	434	228	118
781 PASS. MOTOR VEHCLS. EX. BUS	843	2 607	1 407	894 BABY CARRIAGE, TOYS, GAMES	29	57	30
782 GOODS, SPCL TRANSPORT VEH	720	796	426	895 OFFICE, STATIONERY SUPPLS	40	212	111
783 ROAD MOTOR VEHICLES NES	238	268	142	897 GOLD, SILVERWARE, JEWEL NES		385	205
784 PARTS, TRACTORS, MOTOR VEH	716	1 931	1 016	899 MISC MANUFCTRD GOODS NES	135	153	79
785 CYCLES, MOTORCYCLES ETC	51	182	99				
871 OPTICAL INSTRUMENTS, NES	3	59	31	ANTIGUA			
872 MEDICAL INSTRUMENTS NES	282	591	308				
874 MEASURE, CONTROL INSTRMNT	40	454	235	IMPORTS	267 829	12 581	6 479
882 PHOTO. CINEMATOGPH. SUPPL	186	334	174				
884 OPTICAL GOODS NES		81	42	057 FRUIT, NUTS EXCL. OIL NUTS	447	143	79
892 PRINTED MATTER	187	457	242	075 SPICES	50	66	35
893 ARTICLES, NES, OF PLASTICS	337	718	380	793 SHIP, BOAT, FLOAT. STRUCTRS	267 330	12 367	6 362
894 BABY CARRIAGE, TOYS, GAMES	37	97	51				
895 OFFICE, STATIONERY SUPPLS	103	507	264	EXPORTS	61 898	7 647	4 08E
899 MISC MANUFCTRD GOODS NES	80	106	58				
				022 MILK AND CREAM	7 055	615	329
AM VIRGIN IS				059 FRUIT, VEGETABLE JUICES	1 524	187	95
IMPORTS		204	108	061 SUGARS, MOLASSES, HONEY	2 305	169	92
EXPORTS	8 470	4 002	2 147	111 NON-ALCOHOL. BEVERAGE, NES	605	69	38
023 BUTTER, OTHER FAT OF MILK	615	204	110	664 GLASS	826	173	88
061 SUGARS, MOLASSES, HONEY	2 795	179	94	676 IRON, STL. BAR, SHAPES ETC.	9 150	812	437
112 ALCOHOLIC BEVERAGES	4 671	751	405	743 PUMPS NES, CENTRIFUGS ETC	4	85	45
657 SPECIAL YARN, TXTL. FABRIC	61	177	102	752 AUTOMAT. DATA PROC. EQUIP	5	150	77
665 GLASSWARE	30	85	44	793 SHIP, BOAT, FLOAT. STRUCTRS	39 520	4 405	2 374
666 POTTERY	23	142	74	893 ARTICLES, NES, OF PLASTICS	194	122	64
831 TRUNK, SUIT-CASES, BAG, ETC	13	335	185	897 GOLD, SILVERWARE, JEWEL NES		161	86
885 WATCHES AND CLOCKS	6	150	80	DOMINICA			
897 GOLD, SILVERWARE, JEWEL NES		1 576	839	IMPORTS	947	327	174
GUADELOUPE				057 FRUIT, NUTS EXCL. OIL NUTS	679	105	54
IMPORTS	1 620	642	352	059 FRUIT, VEGETABLE JUICES	253	98	52
EXPORTS				961 COIN NONGOLD NONCURRENT	1	94	51
112 ALCOHOLIC BEVERAGES	1 244	208	118	EXPORTS	12 312	2 639	1 393
292 CRUDE VEG. MATERIALS, NES	110	135	72				
792 AIRCRAFT, ASSOCTD. EQUIPNT	5	202	109	061 SUGARS, MOLASSES, HONEY	10 290	621	337
				514 NITROGEN-FUNCT. COMPOUNDS	181	69	39
EXPORTS	50 457	56 986	30 197	542 MEDICAMENTS	111	226	116
062 SUGAR CONFECTIONERY	215	106	55	551 ESSNTL. OIL, PERFUME, FLAVR	10	67	37
098 EDIBLE PROD. PREPRINS, NES	547	174	94	574 POLYACETAL, POLYCARBONATE	301	64	36
111 NON-ALCOHOL. BEVERAGE, NES	9 249	1 284	685	591 INSECTICIDES, ETC.	63	126	67
112 ALCOHOLIC BEVERAGES	501	76	41	691 METALLIC STRUCTURES NES	30	160	87
122 TOBACCO, MANUFACTURED	323	840	447	697 HOUSEHOLD EQUIPMENT, NES	45	58	30
278 OTHER CRUDE MINERALS	8 208	211	111	699 MANUFACT. BASE METAL, NES	61	62	32
516 OTHER ORGANIC CHEMICALS	160	80	43	723 CIVIL ENGINEERING EQUIPT	300	75	40
533 PIGMENTS, PAINTS, ETC.	223	270	142	745 OTH. NONELEC MCH, TOOL, NES	19	108	55
553 PERFUMERY, COSMETICS, ETC.	52	67	39	748 TRANSMISSIONS SHAFTS ETC	3	62	33
554 SOAP, CLEANERS, POLISH, ETC	345	88	45	781 PASS. MOTOR VEHCLS. EX. BUS	25	75	40
573 POLYMERS, VINYL CHLORIDE	540	102	54	786 TRAILERS, SEMI-TRAILER, ETC	359	191	104
				893 ARTICLES, NES, OF PLASTICS	62	65	32

GROUP DESCRIPTION	DT = 100 KG	1 000 DM	1 000 \$	GROUP DESCRIPTION	DT = 100 KG	1 000 DM	1 000 \$
BRIT VIRG IS				897 GOLD, SILVERWARE, JEWEL		566	303
IMPORTS	1 518	1 097	585	JAMAICA			
071 COFFEE, COFFEE SUBSTITUTE	1 429	878	471	IMPORTS	1 979 122	132 963	70 651
112 ALCOHOLIC BEVERAGES	87	98	51				
EXPORTS	5 612	6 905	3 657	075 SPICES	1 928	991	526
679 TUBES, PIPES, ETC. IRON, STL	165	123	65	112 ALCOHOLIC BEVERAGES	20 823	7 026	3 772
699 MANUFACT. BASE METAL, NES	83	174	89	122 TOBACCO, MANUFACTURED	9	72	38
772 ELEC. SWITCH, RELAY, CIRCUIT	248	215	114	285 ALUMINUM ORE, CONCENTR, ETC	1 954 439	119 503	63 454
773 ELECTRIC DISTRIBUTION, ETC	3 548	5 346	2 839	292 CRUDE VEGET. MATERIALS, NES	249	111	58
781 PASS. MOTOR VEHICLES, EX. BUS	57	226	122	551 ESSENTIAL OIL, PERFUME, FLAVOR	8	61	33
874 MEASURE, CONTROL INSTRUMENT	4	172	90	841 MENS, BOYS CLOTHING, KNIT	41	207	111
				842 WOMEN, GIRL CLOTHING, KNIT	36	313	166
				845 OTHER TEXTILE APPAREL, NES	731	3 845	2 045
				961 COIN NONGOLD NONCURRENT	2	81	44
MARTINIQUE				EXPORTS	106 579	47 427	25 238
IMPORTS	54 734	35 648	19 101				
057 FRUIT, NUTS EXCL. OIL NUTS	1 170	288	149	022 MILK AND CREAM	9 750	2 688	1 417
112 ALCOHOLIC BEVERAGES	53 434	34 763	18 632	024 CHEESE AND CURD	2 220	752	409
713 INTRNL COMBUS PISTON ENGIN	40	200	107	046 MEAL, FLOUR OF WHEAT, MSLN	11 676	484	264
792 AIRCRAFT, ASSOC. EQUIPMENT	2	211	114	061 SUGARS, MOLASSES, HONEY	5 127	349	186
EXPORTS	57 719	55 143	29 382	081 ANIMAL FEED STUFF	120	102	57
022 MILK AND CREAM	422	81	43	112 ALCOHOLIC BEVERAGES	2 252	865	460
062 SUGAR CONFECTIONERY	130	88	48	273 STONE, SAND AND GRAVEL	1 400	92	216
098 EDIBLE PROD. PREPARED, NES	257	79	43	292 CRUDE VEGET. MATERIALS, NES	1 104	414	216
111 NON-ALCOHOL. BEVERAGE, NES	3 487	476	252	334 PETROLEUM PRODUCTS	1 986	172	90
122 TOBACCO, MANUFACTURED	143	415	216	335 RESIDUAL PETROL. PRODUCTS	1 753	235	125
278 OTHER CRUDE MINERALS	18 463	627	332	421 FIXED VEGET. OILS, SOFT	1 052	141	74
533 PIGMENTS, PAINTS, ETC.	454	504	265	431 ANIMAL VEGET. FATS, OILS, NES	3 105	382	197
591 INSECTICIDES, ETC.	134	227	121	511 HYDROCARBONS, NES, DERIVATS	1 052	229	125
625 RUBBER TYRES, TUBES, ETC.	3 249	2 513	1 348	512 ALCOHOL, PHENOL, ETC. DERIV	2 201	596	313
629 ARTICLES OF RUBBER, NES	18	96	48	513 CARBOXYLIC ACIDS, DERIVATS	70	60	34
642 PAPER, PAPERBOARD, CUT ETC	667	253	132	514 NITROGEN-FUNCT. COMPOUNDS	99	69	36
653 FABRICS, MAN-MADE FIBRES	84	252	136	515 ORGANIC-INORGANIC COMPOUNDS	2 950	735	387
662 CLAY, REFRACT. CONSTR. MATL	2 376	428	227	522 INORGANIC CHEM. ELEMENTS	10 053	307	168
663 MINERAL MANUFACTURES, NES	48	130	64	523 METAL, SALTS, INORGAN. ACID	7 831	258	132
684 ALUMINIUM	2 228	721	379	524 CHEMICAL COMPOUNDS	1 187	533	284
691 METALLIC STRUCTURES, NES	53	82	43	531 SYNTH. COLOURS, LAKES, ETC.	650	126	66
692 CONTAINERS, STORAGE, TRANSP	53	147	79	532 DYEING, TANNING MATERIALS	369	343	180
695 TOOLS	90	198	96	533 PIGMENTS, PAINTS, ETC.	123	409	218
699 MANUFACT. BASE METAL, NES	18	222	119	541 MEDICINES, ETC. EXC. GRP542	22	426	225
713 INTRNL COMBUS PISTON ENGIN	35	96	50	542 MEDICAMENTS	36	102	52
716 ROTATING ELECTRIC PLANT	38	58	30	553 PERFUMERY, COSMETICS, ETC.	67	292	168
721 AGRIC. MACHINES, EX. TRACTR	328	450	237	554 SOAP, CLEANERS, POLISH, ETC	3 170	651	350
722 TRACTORS	1 323	1 602	845	573 POLYMERS, VINYL CHLORIDE	185	123	70
723 CIVIL ENGINEERING EQUIPMENT	35	96	50	575 OTH. PLASTIC, PRIMARY FORM	1 595	423	226
725 PAPER, PULP MILL MACHINES	49	125	64	581 PLASTIC TUBE, PIPE, HOSE	17	93	51
727 FOOD-PROCESS. MCH. NON DOM	125	532	300	582 PLASTIC PLATE, SHEETS, ETC	287	254	132
728 OTH. MACH. PTS, SPCL INDUSTR	1	128					

7 IMPORTS AND EXPORTS (SPECIAL TRADE) BY COUNTRIES OF PRODUCTION AND CONSUMPTION AND BY GROUPS OF THE SITC-REV. III 1989

GROUP DESCRIPTION	DT = 100 KG	1 000 DM	1 000 \$	GROUP DESCRIPTION	DT = 100 KG	1 000 DM	1 000 \$
782 GOODS, SPCL TRANSPORT VEH	2 039	964	503	629 ARTICLES OF RUBBER, NES	27	134	73
784 PARTS, TRACTORS, MOTOR VEH	731	1 888	997	641 PAPER AND PAPERBOARD	2 749	680	356
786 TRAILERS, SEMI-TRAILER, ETC	80	59	32	642 PAPER, PAPERBOARD, CUT ETC	155	214	111
813 LIGHTING FIXTURES ETC, NES	25	117	60	651 TEXTILE YARN	47	171	91
821 FURNITURE, CUSHIONS, ETC.	139	132	71	662 CLAY, REFRACT. CONSTR. MATRL	490	60	31
848 CLOTHING, NONTEXTILE; HEADGEAR	38	88	46	663 MINERAL MANUFACTURES, NES	54	254	134
851 FOOTWEAR	16	124	63	664 GLASS	887	201	107
871 OPTICAL INSTRUMENTS, NES	4	94	53	665 GLASSWARE	125	80	43
872 MEDICAL INSTRUMENTS, NES	19	288	152	666 POTTERY	164	500	263
874 MEASURE, CONTROL INSTRMNT	3	406	218	676 IRON, STL. BAR, SHAPES ETC.	990	76	40
882 PHOTO. CINEMATOGRPH. SUPPL	73	177	97	695 TOOLS	88	125	62
885 WATCHES AND CLOCKS	8	72	37	697 HOUSEHOLD EQUIPMENT, NES	69	85	44
893 ARTICLES, NES, OF PLASTICS	148	203	108	699 MANUFACT. BASE METAL, NES	2 120	1 054	567
894 BABY CARRIAGE, TOYS, GAMES	67	79	44	713 INTRNL COMBUS PSTN ENGIN	56	355	182
897 GOLD, SILVERWARE, JEWEL NES		985	538	723 CIVIL ENGINEERING EQUIPT	39	101	58
ST LUCIA				726 PRINTING, BOOKBINDING MACHS	159	936	495
IMPORTS	402	938	496	728 OTH. MACH, PTS, SPCL INDUST	72	121	66
831 TRUNK, SUIT-CASES, BAG, ETC	132	234	125	741 HEATING, COOLING EQUIP, PART			
893 ARTICLES, NES, OF PLASTICS	113	475	251	743 PUMPS NES, CENTRIFUGS ETC	21	79	42
EXPORTS	21 672	10 894	5 705	744 MECHANICAL HANDLING EQUIP	34	66	32
022 MILK AND CREAM	1 474	216	115	745 OTH. NONELEC MCH, TOOL, NES	288	1 016	525
061 SUGARS, MOLASSES, HONEY	12 617	715	381	747 TAPS, COCKS, VALVES, ETC.	18	93	53
591 INSECTICIDES, ETC.	113	211	111	751 OFFICE MACHINES	43	423	227
657 SPECIAL YARN, TEXTILE FABRIC	144	451	242	752 AUTOMATIC DATA PROC. EQUIP	5	136	71
664 GLASS	216	59	32	778 ELECTRIC MACH. APPART. NES	13	73	36
695 TOOLS	76	125	64	781 PASS. MOTOR VEHCLS, EX. BUS	1 701	6 371	3 441
699 MANUFACT. BASE METAL, NES	54		37	782 GOODS, SPCL TRANSPORT VEH	45	73	38
713 INTRNL COMBUS PSTN ENGIN	2 699	6 063	3 160	784 PARTS, TRACTORS, MOTOR VEH	219	869	459
716 ROTATING ELECTRIC PLANT	27	85	40	785 CYCLES, MOTORCYCLES ETC.	47	59	34
723 CIVIL ENGINEERING EQUIPT	124	145	80	821 FURNITURE, CUSHIONS, ETC.	20	64	34
724 TEXTILE, LEATHER MACHINES	6	65	34	831 TRUNK, SUIT-CASES, BAG, ETC	4	64	34
727 FOOD-PROCESS. MCH. NON DOM	123	341	175	848 CLOTHING, NONTEXTILE; HEADGEAR	44	130	66
745 OTH. NONELEC MCH, TOOL, NES	9	142	75	851 FOOTWEAR	44	194	103
773 ELECTR. DISTRIBUT. EQUIP NES	623	408	212	872 MEDICAL INSTRUMENTS NES	52	143	74
781 PASS. MOTOR VEHCLS, EX. BUS	50	205	118	874 MEASURE, CONTROL INSTRMNT	3	65	36
793 SHIP, BOAT, FLOAT. STRUCTRS	95	290	149	882 PHOTO. CINEMATOGRPH. SUPPL	136	308	161
893 ARTICLES, NES, OF PLASTICS	71	93	49	885 WATCHES AND CLOCKS	13	258	138
897 GOLD, SILVERWARE, JEWEL NES		100	53	893 ARTICLES, NES, OF PLASTICS	152	209	106
899 MISC MANUFACTRD GOODS NES	124	101	50	894 BABY CARRIAGE, TOYS, GAMES	14	78	44
ST VINCENT				895 OFFICE, STATIONERY SUPPLS	11	64	31
IMPORTS	134 279	6 036	3 229	897 GOLD, SILVERWARE, JEWEL NES	23	700	370
793 SHIP, BOAT, FLOAT. STRUCTRS	134 211	5 880	3 141	898 MUSICAL INSTRUMENTS, ETC.	45	80	41
894 BABY CARRIAGE, TOYS, GAMES	5	116	67	899 MISC MANUFACTRD GOODS NES		102	57
EXPORTS	192 418	39 025	20 807	TRINIDAD TOB			
061 SUGARS, MOLASSES, HONEY	12 000	814	435	IMPORTS	473 649	35 421	18 562
591 INSECTICIDES, ETC.	54	104	57	034 FISH, FRESH, CHILLED, FROZEN	228	72	36
642 PAPER, PAPERBOARD, CUT ETC	291	165	86	072 COCOA	263	116	62
665 GLASSWARE	997	237	129	112 ALCOHOLIC BEVERAGES	8 914	14 024	7 204
699 MANUFACT. BASE METAL, NES	321	230	121	278 OTHER CRUDE MINERALS	83 248	4 364	2 295
726 PRINTING, BOOKBINDING MACHS	5	75	37	282 FERROUS WASTE AND SCRAP	135	108	56
727 FOOD-PROCESS. MCH. NON DOM	8	109	59	288 NON-FERROUS WASTE, SCRAP	1 625	372	195
745 OTH. NONELEC MCH, TOOL, NES	7	125	67	562 FERTILIZER, EXCEPT GRP272	214 970	4 952	2 839
793 SHIP, BOAT, FLOAT. STRUCTRS	177 190	35 723	19 051	676 IRON, STL. BAR, SHAPES ETC.	164 009	10 953	5 633
892 PRINTED MATTER	51	187	101	725 PAPER, PULP MILL MACHINES	8	81	42
893 ARTICLES, NES, OF PLASTICS	93	80	43	899 MISC MANUFACTRD GOODS NES	1	63	34
896 WORKS OF ART, ANTIQUE ETC	18	150	79	EXPORTS	142 611	41 224	21 874
BARBADOS				022 MILK AND CREAM	1 109	263	142
IMPORTS	1 169	2 509	1 342	024 CHEESE AND CURD	2 164	748	412
112 ALCOHOLIC BEVERAGES	393	106	58	037 FISH ETC. PREP, PRESV. NES	342	147	76
292 CRUDE VEG. MATERIALS, NES	77	87	44	056 VEGETABLES, PREP, PRESV. NES	507	154	83
695 TOOLS	63	162	89	059 FRUIT, VEGETABLE JUICES	676	127	68
726 PRINTING, BOOKBINDING MACHS	135	511	269	098 EDIBLE PROD. PREPRTNS, NES	67	83	43
778 ELECTRIC MACH. APPART. NES		93	49	112 ALCOHOLIC BEVERAGES	401	164	87
781 PASS. MOTOR VEHCLS, EX. BUS	28	117	60	335 RESIDUAL PETROL. PRODUCTS	5 064	319	170
846 CLOTHING ACCESSRS, FABRIC	293	1 026	551	421 FIXED VEG. FAT, OILS, SOFT	5 352	498	256
EXPORTS	21 244	23 366	12 418	431 ANIMAL, VEG. FATS, OILS, NES	2 883	935	493
022 MILK AND CREAM	1 033	70	37	511 HYDROCARBONS, NES, DERIVTS	181	58	31
024 CHEESE AND CURD	329	166	89	513 CARBOXYLIC ACIDS, DERIVTS	138	73	39
098 EDIBLE PROD. PREPRTNS, NES	61	141	73	514 NITROGEN-FUNCT. COMPOUNDS	162	64	33
112 ALCOHOLIC BEVERAGES	471	217	119	523 METAL, SALTS, INORGAN. ACID	433	65	34
514 NITROGEN-FUNCT. COMPOUNDS	65	768	402	524 OTHER CHEMICAL COMPOUNDS	6 829	513	273
522 INORGANIC CHEM. ELEMENTS	887	129	67	531 SYNTH. COLOURS, LAKES, ETC.	123	220	118
533 PIGMENTS, PAINTS, ETC.	645	843	451	539 PIGMENTS, PAINTS, ETC.	57	67	35
541 MEDICINES, ETC. EXC. GRP542	32	107	57	542 MEDICAMENTS	380	660	351
542 MEDICAMENTS	125	606	318	551 ESSENTL. OIL, PERFUME, FLAVR	62	114	63
553 PERFUMERY, COSMETICS, ETC.	42	72	36	553 PERFUMERY, COSMETICS, ETC.	64	81	43
554 SOAP, CLEANERS, POLISH, ETC	53	62	32	562 FERTILIZER, EXCEPT GRP272	3 250	141	76
571 POLYMERS OF ETHYLENE	2 133	435	232	572 POLYMERS OF STYRENE	998	318	169
575 OTH. PLASTIC, PRIMARY FORM	557	175	94	575 OTH. PLASTIC, PRIMARY FORM	324	105	57
582 PLASTIC PLATE, SHEETS, ETC	178	141	74	582 PLASTIC PLATE, SHEETS, ETC	474	465	240
583 MONOFILAMENT OF PLASTICS	51	57	31	591 INSECTICIDES, ETC.	513	760	390
591 INSECTICIDES, ETC.	265	489	263	592 STARCHES, INULIN, ETC.	300	78	39
592 STARCHES, INULIN, ETC.	283	159	81	598 MISC. CHEMICAL PRODS. NES	1 986	946	184
598 MISC. CHEMICAL PRODS. NES	55	67	34	621 MATERIALS OF RUBBER	21	80	44
				629 ARTICLES OF RUBBER, NES	23	234	122
				641 PAPER AND PAPERBOARD	2 286	752	405
				642 PAPER, PAPERBOARD, CUT ETC	224	209	109
				651 TEXTILE YARN	89	344	183
				653 FABRICS, MAN-MADE FIBRES	19	136	72
				657 SPECIAL YARN, TEXTILE FABRIC	387	347	181
				661 LIME, CEMENT, CONSTR. MATRL	60 059	1 228	660
				662 CLAY, REFRACT. CONSTR. MATRL	8 560	1 435	731
				663 MINERAL MANUFACTURES, NES	6 337	1 159	611
				664 GLASS	2 946	374	201

7 IMPORTS AND EXPORTS (SPECIAL TRADE) BY COUNTRIES OF PRODUCTION AND CONSUMPTION AND BY GROUPS OF THE SITC-REV. III 1989

GROUP DESCRIPTION	DT = 100 KG	1 000 DM	1 000 \$	GROUP DESCRIPTION	DT = 100 KG	1 000 DM	1 000 \$
665 GLASSWARE	235	132	69	667 PEARLS, PRECIOUS STONES	.	.	.
673 FLAT-ROLLED IRON ETC.	3 569	291	157	712 STEAM TURBINES	14	78	42
674 FLAT-ROLLED PLATED IRON	1 665	199	114	731 METAL REMOVAL WORK TOOLS	9	73	39
679 TUBES, PIPES, ETC. IRON, STL	12 952	2 839	1 514	759 PARTS, FOR OFFICE MACHINS	1	117	63
694 NAILS, SCREWS, NUTS, ETC.	144	76	38	874 MEASURE, CONTROL INSTRMNT	20	989	551
695 TOOLS	75	296	159				
699 MANUFACT. BASE METAL, NES	683	671	356	EXPORTS	87 065	52 300	27 783
712 STEAM TURBINES	1	113	61				
713 INTRNL COMBUS PSTN ENGIN	228	797	429	022 MILK AND CREAM	3 996	603	321
725 PAPER, PULP MILL MACHINES	2	72	37	048 CEREAL PREPARATIONS	9 832	586	317
726 PRINTNG, BOOKBINDNG MACHS	332	1 479	770	059 FRUIT, VEGETABLE JUICES	513	77	43
727 FOOD-PROCESS. MCH. NON DOM	69	234	126	061 SUGARS, MOLASSES, HONEY	4 300	236	127
728 OTH. MACH. PTS, SPCL INDUST	326	595	314	111 NON-ALCOHOL. BEVERAGE, NES	2 882	437	233
731 METAL REMOVAL WORK TOOLS	272	1 369	743	112 ALCOHOLIC BEVERAGES	1 569	307	168
733 MACH-TOOLS, METAL-WORKING	65	162	85	278 OTHER CRUDE MINERALS	5 550	281	149
735 PARTS, NES, FOR MACH-TOOLS	6	142	74	513 CARBOXYLIC ACIDS, DERIVTS	548	195	104
737 METALWORKING MACHNRY NES	508	1 278	661	516 OTHER ORGANIC CHEMICALS	2 005	202	103
741 HEATING, COOLING EQUIP, PART	.	.	.	533 PIGMENTS, PAINTS, ETC.	492	66	34
742 PUMPS FOR LIQUIDS, PARTS	34	425	227	541 MEDICINES, ETC. EXC. GRP542	74	214	118
743 PUMPS NES, CENTRIFUGS ETC	21	299	156	542 MEDICAMENTS	52	673	352
744 MECHANICAL HANDLING EQUIP	106	1 989	1 083	553 PERFUMERY, COSMETICS, ETC.	367	619	327
745 OTH. NONELEC MCH. TOOL, NES	78	681	359	554 SOAP, CLEANERS, POLISH, ETC	545	200	103
746 BALL OR ROLLER BEARINGS	10	89	45	573 POLYMERS, VINYL CHLORIDE	446	105	55
747 TAPS, COCKS, VALVES, ETC.	20	256	133	575 OTH. PLASTIC, PRIMARY FORM	68	150	81
748 TRANSMISSIONS SHAFTS ETC	74	705	372	582 PLASTIC PLATE, SHEETS, ETC	142	107	57
749 NON-ELECT MACH. PARTS, ETC	175	452	243	592 STARCHES, INULIN, ETC.	155	75	40
751 OFFICE MACHINES	94	1 026	545	597 PREPRD ADDITIVES, LIQUIDS	826	414	222
764 TELECOMM. EQUIP. PARTS NES	7	155	85	598 MISC. CHEMICAL PRODS. NES	280	138	71
771 ELECT POWER MACHNY. PARTS	66	88	45	629 ARTICLES OF RUBBER, NES	9	84	45
772 ELECT. SWITCH, RELAY, CIRCUIT	3	191	106	635 WOOD MANUFACTURES, NES	825	375	193
773 ELECTR DISTRIB. EQPT NES	46	78	43	641 PAPER AND PAPERBOARD	1 480	468	247
778 ELECTRIC. MACH. APPART. NES	787	355	196	642 PAPER, PAPERBOARD, CUT ETC	327	254	135
781 PASS. MOTOR VEHCLS. EX. BUS	992	5 084	2 708	657 SPECIAL YARN, TEXTL. FABRIC	130	88	47
782 GOODS, SPCL TRANSPORT VEH	79	242	130	664 GLASS	4 389	584	310
784 PARTS, TRACTORS, MOTOR VEH	30	154	82	665 GLASSWARE	420	172	89
851 FOOTWEAR	76	166	86	666 POTTERY	59	425	223
871 OPTICAL INSTRUMENTS, NES	3	109	58	679 TUBES, PIPES, ETC. IRON, STL	8 450	1 218	675
872 MEDICAL INSTRUMENTS NES	13	61	34	682 COPPER	68	77	39
874 MEASURE, CONTROL INSTRMNT	11	510	265	684 ALUMINIUM	53	77	42
882 PHOTO. CINEMATOGRPH. SUPPL	141	454	248	691 METALLIC STRUCTURES NES	531	202	105
893 ARTICLES, NES, OF PLASTICS	207	387	203	693 WIRE PRODUCTS EXCL. ELECT	937	730	386
895 OFFICE, STATIONERY SUPPLS	162	413	218	694 NAILS, SCREWS, NUTS, ETC.	111	108	54
897 GOLD, SILVERWARE, JEWEL NES	54	54	30	695 TOOLS	243	472	256
899 MISC MANUFACTRD GOODS NES	54	117	63	696 CUTLERY	23	195	96
				697 HOUSEHOLD EQUIPMENT, NES	292	294	149
				699 MANUFACT. BASE METAL, NES	449	811	421
				711 STEAM GENER. BOILERS, ETC.	236	433	221
				712 STEAM TURBINES	14	340	176
				713 INTRNL COMBUS PSTN ENGIN	33	501	273
				716 ROTATING ELECTRIC PLANT	176	465	264
				718 OTH. POWR. GENERNG. MACHNRY	141	505	276
				723 CIVIL ENGINEERING EQUIPT	306	409	221
				724 TEXTILE, LEATHER MACHINES	155	623	335
				726 PRINTNG, BOOKBINDNG MACHS	33	164	92
				728 OTH. MACH. PTS, SPCL INDUST	240	687	376
				731 METAL REMOVAL WORK TOOLS	8	63	34
				741 HEATING, COOLING EQUIP, PART	.	.	.
				742 PUMPS FOR LIQUIDS, PARTS	71	341	180
				743 PUMPS NES, CENTRIFUGS ETC	29	196	107
				744 MECHANICAL HANDLING EQUIP	60	218	117
				745 OTH. NONELEC MCH. TOOL, NES	35	189	95
				747 TAPS, COCKS, VALVES, ETC.	71	285	148
				749 TRANSMISSIONS SHAFTS ETC	15	309	162
				749 NON-ELECT MACH. PARTS, ETC	84	212	112
				751 OFFICE MACHINES	86	503	274
				759 PARTS, FOR OFFICE MACHINS	4	57	31
				763 SOUND RECORDER, PHONOGRPH	8	67	34
				764 TELECOMM. EQUIP. PARTS NES	290	7 236	3 820
				771 ELECT POWER MACHNY. PARTS	126	151	82
				772 ELECT. SWITCH, RELAY, CIRCUIT	214	804	434
				773 ELECTR DISTRIB. EQPT NES	2 728	1 133	606
				775 DDH. ELEC. NON-ELEC. EQUIPT	52	176	94
				778 ELECTRIC. MACH. APPART. NES	47	237	126
				781 PASS. MOTOR VEHCLS. EX. BUS	91	449	242
				784 PARTS, TRACTORS, MOTOR VEH	29	145	77
				786 TRAILERS, SEMI-TRAIL, ETC	6 986	7 407	4 004
				793 SHIP, BDAT, FLDT. STRUCTRS	15 441	4 056	2 079
				813 LIGHTNG FIXTURES ETC. NES	264	762	410
				821 FURNITURE, CUSHIONS, ETC.	1 476	1 273	676
				831 TRUNK, SUIT-CASES, BAG, ETC	26	185	95
				841 MENS, BOYS CLOTHNG, X-KNIT	17	280	148
				842 WOMEN, GIRL CLOTHNG, XKNIT	9	324	162
				846 CLOTHING ACCESSRS, FABRIC	.	61	30
				851 FOOTWEAR	16	127	68
				872 MEDICAL INSTRUMENTS NES	11	487	258
				874 MEASURE, CONTROL INSTRMNT	18	547	288
				884 OPTICAL GOODS NES	.	309	163
				885 WATCHES AND CLOCKS	13	282	149
				891 ARMS AND AMMUNITION	28	239	134
				892 PRINTED MATTER	99	203	109
				893 ARTICLES, NES, OF PLASTICS	720	628	331
				894 BABY CARRIAGE, TOYS, GAMES	106	563	293
				895 OFFICE, STATIONERY SUPPLS	16	282	145
				897 GOLD, SILVERWARE, JEWEL NES	.	2 418	1 307
				898 MUSICAL INSTRUMENTS, ETC.	109	382	208
				899 MISC MANUFACTRD GOODS NES	155	261	135
GRENADA							
IMPORTS	3 353	5 193	2 756				
072 COCOA	540	155	83				
075 SPICES	2 642	4 861	2 589				
666 POTTERY	110	115	62				
EXPORTS	2 038	1 296	685				
697 HOUSEHOLD EQUIPMENT, NES	83	115	60				
781 PASS. MOTOR VEHCLS. EX. BUS	38	100	52				
895 WATCHES AND CLOCKS	.	59	30				
893 ARTICLES, NES, OF PLASTICS	88	76	41				
ARUBA							
IMPORTS	23 754	608	326				
335 RESIDUAL PETROL. PRODUCTS	23 736	551	298				
EXPORTS	7 112	7 446	3 931				
542 MEDICAMENTS	40	361	191				
551 ESSNTL. OIL, PERFUME, FLAVR	35	90	49				
553 PERFUMERY, COSMETICS, ETC.	48	127	68				
664 GLASS	1 961	221	120				
666 POTTERY	38	145	75				
684 ALUMINIUM	82	134	77				
693 WIRE PRODUCTS EXCL. ELECT	1 774	185	98				
695 TOOLS	31	68	34				
696 CUTLERY	2	70	36				
699 MANUFACT. BASE METAL, NES	16	80	40				
728 OTH. MACH. PTS, SPCL INDUST	333	464	243				
781 PASS. MOTOR VEHCLS. EX. BUS	206	787	421				
784 PARTS, TRACTORS, MOTOR VEH	49	199	105				
821 FURNITURE, CUSHIONS, ETC.	63	71	37				
831 TRUNK, SUIT-CASES, BAG, ETC	8	125	63				
841 MENS, BOYS CLOTHNG, X-KNIT	1	62	34				
842 WOMEN, GIRL CLOTHNG, XKNIT	1	87	36				
851 FOOTWEAR	11	78	40				
884 OPTICAL GOODS NES	.	87	46				
885 WATCHES AND CLOCKS	1	74	41				
894 BABY CARRIAGE, TOYS, GAMES	58	728	387				
897 GOLD, SILVERWARE, JEWEL NES	.	1 946	1 040				
NETH ANTILL							
IMPORTS	185 151	14 514	7 719				
071 COFFEE, COFFEE SUBSTITUTE	119	57	31				
112 ALCOHOLIC BEVERAGES	7 000	1 058	566				
334 PETROLEUM PRODUCTS	177 693	8 132	4 305				
516 OTHER ORGANIC CHEMICALS	1	3 493	1 842				

7 IMPORTS AND EXPORTS (SPECIAL TRADE) BY COUNTRIES OF PRODUCTION AND CONSUMPTION AND BY GROUPS OF THE SITC-REV. III 1989

GROUP DESCRIPTION	DT = 100 KG	1 000 DM	1 000 \$	GROUP DESCRIPTION	DT = 100 KG	1 000 DM	1 000 \$
COLOMBIA							
IMPORTS	5 133 149	1 268 699	674 213	573 POLYMERS,VINYL CHLORIDE	32 175	7 488	3 963
034 FISH,FRESH,CHILLED,FROZN	135	1 644	878	574 POLYACETAL,POLYCARBONATE	6 632	2 846	1 510
036 CRUSTACEANS,MOLLUSCS ETC	126	170	93	575 OTH.PLASTIC,PRIMARY FORM	10 707	8 597	4 550
057 FRUIT,NUTS EXCL.OIL NUTS	1 315 993	115 734	61 236	579 PLASTIC WASTE, SCRAP ETC	150	60	30
058 FRUIT,PRESERVED,PREPARED	1 384	261	138	581 PLASTIC TUBE,PIPE,HOSE	1 092	2 231	1 170
059 FRUIT, VEGETABLE JUICES	23 226	5 139	2 730	582 PLASTIC PLATE,SHEETS,ETC	1 525	1 368	723
061 SUGARS,MOLASSES,HONEY	1 184	262	139	591 INSECTICIDES, ETC.	5 157	10 547	5 572
071 COFFEE,COFFEE SUBSTITUTE	1 879 171	1 017 081	540 619	592 STARCHES,INULIN,ETC.	3 628	872	513
072 COCOA	3 265	992	535	597 PREPRD,ADDITIVES,LIQUIDS	3 514	1 641	867
121 TOBACCO, UNMANUFACTURED	3 524	3 992	2 128	598 MISC.CHEMICAL PRODTS,NES	23 426	11 322	6 001
222 OILSEED(SFT.FIX VEG.OIL)	4 949	1 243	653	600 CPL IND PLANT CHAP 69-76	862	1 290	703
263 COTTON	60 160	10 975	5 859	621 MATERIALS OF RUBBER	171	811	430
268 WOOL, OTHER ANIMAL HAIR	128	61	32 651	622 ARTICLES OF RUBBER, NES	398	1 964	1 033
289 PREC.METAL DRES,CONCTRYS		589	306	641 PAPER AND PAPERBOARD	4 178	520	276
291 CRUDE ANIMAL MATERLS,NES	794	888	458	642 PAPER,PAPERBOARD,CUT ETC	129	261	140
292 CRUDE VEG.MATERIALS, NES	20 133	19 211	10 309	651 TEXTILE YARN	26	82	44
321 COAL,NOT AGGLOMERATED	1 758 663	12 410	6 735	652 COTTON FABRICS, WOVEN	44	221	115
513 CARBOXYLIC ACIDS,DERIVTS	580	144	74	653 FABRICS,MAN-MADE FIBRES	26	205	107
573 POLYMERS,VINYL CHLORIDE	708	109	59	655 KNIT,CROCHET,FABRIC NES	240	1 705	902
592 STARCHES,INULIN,ETC.	4 403	3 275	1 731	657 SPECIAL YARN,TXTL.FABRIC	2	87	46
598 MISC.CHEMICAL PRODTS,NES	232	145	74	658 TEXTILE ARTICLES NES	15 343	3 101	1 609
611 LEATHER	528	1 111	592	662 CLAY,REFRCT,CONSTR.MATRL	1 685	1 325	699
634 VENEERS, PLYWOOD, ETC.	60	89	46	664 GLASS	2 184	1 580	445
651 TEXTILE YARN	6 913	3 948	2 087	665 GLASSWARE	844	1 184	624
652 COTTON FABRICS, WOVEN	2 674	2 760	1 455	666 POTTERY	21	304	158
657 SPECIAL YARN,TXTL.FABRIC	3 378	237	1 425	667 PEARLS,PRECIOUS STONES	3 447	567	302
658 TEXTILE ARTICLES NES	1 513	1 981	1 252	671 PIG IRON,SPIEGELEISN,ETC	511	149	77
659 FLOOR COVERINGS, ETC.	119	82	1 455	672 INGOTS ETC.IRON OR STEEL	36 526	3 773	2 034
667 PEARLS,PRECIOUS STONES			1 053	673 FLAT-ROLLED IRON ETC.	1 835	296	157
671 PIG IRON,SPIEGELEISN,ETC	35 415	37 503	19 855	674 FLAT-ROLLED PLATED IRON	3 636	1 250	656
681 SILVER,PLATINUM,ETC.		107	56	675 FLAT-ROLLED, ALLOY STEEL	5 343	1 399	743
718 OTH.POWR,GEHRTNG,MACHNRY	15	55	32	676 IRON,STL.BAR,SHAPES ETC.	2 719	532	282
723 AGRIC.MACHINES,EX.TRACTR	264	57	30	677 TUBES,PIPES,ETC.IRON,STL	8 991	3 031	1 611
724 CIVIL ENGINEERING EQUIPT	5	67	37	678 WIRE OF IRON OR STEEL	1 563	281	147
725 TEXTILE LEATHER MACHINES	42	515	276	681 SILVER,PLATINUM,ETC.	1 226	1 297	688
726 PAPER,PULP MILL MACHINES	114	87	47	682 COPPER	2 972	2 220	1 283
735 PARTS,NES,FOR MACH-TOOLS	46	98	50	683 NICKEL	70	1 369	38
742 PUMPS FOR LIQUIDS,PARTS	6	204	117	684 ALUMINIUM	8	75	35
778 ELECTRIC,MACH,APPART,NES	4	117	60	685 LEAD	376	58	65
831 TRUNK,SUIT-CASES,BAG,ETC	553	2 157	1 146	691 MISC.NON-FERR.BASE METAL	118	116	59
841 MENS,BOYS CLOTHING,X-KNIT	812	1 925	1 025	692 CONTAINERS,STORAGE,TRNSP	782	437	230
842 WOMEN,GIRL CLOTHING,XKNIT	70	191	1 907	693 WIRE PRODUCTS EXCL.ELECT	36	186	99
843 MENS,BOYS CLOTHING,KNIT	252	843	450	694 NAILS,SCREWS,NUTS,ETC.	3 210	5 686	3 022
845 OTHR.TEXTILE APPAREL,NES	22	72	38	695 TOOLS	121	600	319
848 CLOTHING,NONTXTL;HEADGEAR	2 400	10 639	5 640	696 CUTLEPY	2 212	1 679	892
851 FOOTWEAR		58	60	697 MANUFACTS.BASE METAL,NES	13 192	44 449	23 650
872 MEDICAL INSTRUMENTS NES	2	131	68	700 CPL IND PLANT (84/85/87)	1 192	295	151
874 MEASURE,CONTROL INSTRMNT	711	859	457	711 STEAM GENER. BOILERS,ETC.	1 560	4 465	2 379
892 PRINTED MATTER	6	100	53	713 INTRNL COMBUS PSTN ENGIN	2 091	6 255	3 341
896 WORKS OF ART,ANTIQUE ETC	1	270	152	716 ROTATING ELECTRIC PLANT	365	3 172	1 660
897 GOLD,SILVERWARE,JEWEL NES			721	718 OTH.POWR,GEHRTNG,MACHNRY	5 332	6 520	3 502
			722	721 AGRIC.MACHINES,EX.TRACTR	78	146	80
EXPORTS	612 150	701 610	372 645	723 CIVIL ENGINEERING EQUIPT	4 750	11 790	6 292
001 LIVE ANIMALS	4 197	4 356	2 304	724 TEXTILE,LEATHER MACHINES	34 081	56 049	29 608
022 MILK AND CREAM	12 140	4 388	2 305	725 PAPER,PULP MILL MACHINES	1 315	7 133	3 911
048 CEREAL PREPARATIONS	33 807	2 164	1 162	726 PRINTNG,BOOKBINDNG MACHS	1 719	8 062	4 287
061 SUGARS,MOLASSES,HONEY	720	116	60	727 FOOD-PROCESS.MCH,NON DOM	2 153	10 933	5 769
071 COFFEE,COFFEE SUBSTITUTE	836	305	175	728 OTH.MACH,PTS,SPCL INDUST	14 978	21 303	11 257
081 ANIMAL FEED STUFF	70	222	118	731 METAL REMOVAL WORK TOOLS	1 970	14 064	7 582
098 EDIBLE PROD.PREPRTNS,NES	444	368	193	733 MACH-TOOLS,METAL-WORKING	2 706	2 487	1 316
112 ALCOHOLIC BEVERAGES	181	217	107	735 PARTS,NES,FOR MACH-TOOLS	94	831	442
232 SYNTHETIC RUBBER, ETC.	10 858	3 611	1 904	737 METALWORKING MACHNRY NES	416	1 252	678
251 PULP AND WASTE PAPER	2 114	523	281	741 HEATING,COOLNG EQUIP,PART			
266 SYNTHETIC FIBRES	4 481	1 658	870	742 PUMPS FOR LIQUIDS,PARTS	684	5 237	2 811
267 OTHER MAN-MADE FIBRES	186	113	60	743 PUMPS NES,CENTRIFUGS ETC	3 191	4 279	2 293
278 OTHER CRUDE MINERALS	1 394	185	96	744 MECHANICAL HANDLING EQUIP	2 234	6 938	3 669
281 IRON ORE, CONCENTRATES	2 267	89	745	745 OTH.NONELEC MCH,TOOL,NES	1 830	15 274	8 197
285 ALUMINIUM ORE,CONCTR.ETC	818	111	58	746 BALL DR ROLLER BEARINGS	514	1 995	1 068
291 CRUDE ANIMAL MATERLS,NES	52	206	106	747 TAPS,COCKS,VALVES,ETC.	1 841	6 192	3 442
292 CRUDE VEG.MATERIALS, NES	1 233	2 033	1 081	748 TRANSMISSIONS SHAFTS ETC	505	1 858	976
334 PETROLEUM PRODUCTS	1 993	267	142	749 NON-ELECT MACH,PARTS,ETC	435	2 557	1 361
335 RESIDUAL PETROL,PRODUCTS	462	121	63	751 OFFICE MACHINES	99	363	193
411 ANIMAL OILS AND FATS	307	83	43	752 AUTOMATC.DATA PROC.EQUIP	60	2 123	1 131
431 ANIMAL,VEG.FATS,OILS,NES	1 991	427	226	759 PARTS,FOR OFFICE MACHINS	10	480	254
511 HYDROCARBONS,NES,DERIVTS	3 276	1 095	579	764 TELECOMM.EQUIP,PARTS NES	2 794	45 285	23 952
512 ALCOHOL,PHENOL,ETC.DERIV	9 707	3 099	1 641	771 ELECT POWER MACHNRY,PARTS	932	2 440	1 307
513 CARBOXYLIC ACIDS,DERIVTS	29 456	8 893	4 692	772 ELECT SWITCH,RELAY,CIRCUIT	3 257	27 498	14 620
514 NITROGEN-FUNCT.COMPOUNDS	19 132	17 571	9 319	773 ELECTR DISTRIBT.EQPT NES	195	416	223
515 ORGANO-INORGANIC COMPNDS	7 035	22 696	11 979	774 ELECTRO-MEDCL,XRAY EQUIP	231	3 750	2 005
516 OTHER ORGANIC CHEMICALS	19 366	9 623	5 045	775 DOM.ELEC,NON-ELEC.EQUIPT	442	428	235
522 INORGANIC CHEM.ELEMENTS	52 918	8 311	4 399	776 TRANSISTORS,VALVES,ETC.	10	454	234
523 METAL,SALTS,INORGAN.ACID	14 194	3 654	1 931	778 ELECTRIC.MACH.APPART,NES	1 165	5 229	2 773
524 OTHER CHEMICAL COMPOUNDS	147	99	50	781 PASS.MOTOR VEHCLS.EX.BUS	2 689	8 956	4 760
525 RADIO-ACTIVE MATERIALS		80	782	782 GOODS,SPCL TRANSPORT VEH	337	836	456
531 SYNTH.COLOURS,LAKES,ETC.	7 367	21 175	40	784 PARTS,TRACTORS,MOTOR VEH	2 368	8 608	4 548
532 DYEING,TANNING MATERIALS	2 361	693	11 253	785 CYCLES,MOTORCYCLES ETC.	74	160	82
533 PIGMENTS, PAINTS, ETC.	8 382	5 704	3 362	791 RAILWAY VEHICLES.EQUIPNT	10 714	52 906	28 173
541 MEDICINES,ETC.EXC.GRPS42	1 380	14 092	7 471	813 LIGHTNG FIXTURES ETC.NES	188	730	387
542 MEDICAMENTS	478	5 941	3 149	821 FURNITURE,CUSHIONS,ETC.	23	97	52
551 ESSNTL.OIL,PERFUME,FLAVR	954	3 005	1 588	831 TRUNK,SUIT-CASES,BAG,ETC	2	83	45
553 PERFUMERY,COSMETICS,ETC.	33	274	145	846 CLOTHING ACCESSRS,FABRIC	16	145	78
554 SOAP,CLEANERS,POLISH,ETC	10 189	4 330	2 284	871 OPTICAL INSTRUMENTS,NES	217	4 742	2 507
562 FERTILIZER,EXCEPT GRP272	371	426	222	872 MEDICAL INSTRUMENTS NES	53	459	241
571 POLYMERS OF ETHYLENE	4 800	1 293	696	873 METERS,COUNTERS,NES	440	9 400	5 006
572 POLYMERS OF STYRENE	4 338	1 474	785	874 MEASURE,CONTROL INSTRMNT	29	509	268
			881	881 PHOTOGRAPH APPAR.ETC.NES			

7 IMPORTS AND EXPORTS (SPECIAL TRADE) BY COUNTRIES OF PRODUCTION AND CONSUMPTION AND BY GROUPS OF THE SITC-REV. III 1989

GROUP DESCRIPTION	DT = 100 KG	1 000 DM	1 000 \$	GROUP DESCRIPTION	DT = 100 KG	1 000 DM	1 000 \$
882 PHOTO.CINEMATOGPH.SUPPL	5 249	11 146	5 933	532 DYEING,TANNING MATERIALS	9 901	2 781	1 513
884 OPTICAL GOODS NES	3	222	117	533 PIGMENTS, PAINTS, ETC.	9 473	5 764	3 079
885 WATCHES AND CLOCKS	48	374	200	541 MEDICINES, ETC. EXC. GRP542	1 288	12 579	6 665
891 ARMS AND AMMUNITION	46	1 624	859	542 MEDICAMENTS	409	4 127	2 189
892 PRINTED MATTER	565	801	428	551 ESSNTL. OIL, PERFUME, FLAVR	2 189	6 672	3 534
893 ARTICLES, NES, OF PLASTICS	315	657	344	553 PERFUMERY, COSMETICS, ETC.	554	564	303
894 BABY CARRIAGE, TOYS, GAMES	72	137	72	554 SOAP, CLEANERS, POLISH, ETC	3 157	1 622	865
895 OFFICE, STATIONERY SUPPLS	114	1 546	823	571 POLYMERS OF ETHYLENE	463	219	118
896 WORKS OF ART, ANTIQUE ETC		296	156	572 POLYMERS OF STYRENE	1 180	381	207
897 GOLD, SILVERWARE, JEWEL NES	2	833	440	573 POLYMERS, VINYL CHLORIDE	1 939	592	316
898 MUSICAL INSTRUMENTS, ETC.	129	659	346	574 POLYACETAL, POLYCARBONATE	1 471	1 191	634
899 MISC MANUFCTRD GOODS NES	25	998	534	575 OTH. PLASTIC, PRIMARY FORM	11 371	9 853	5 280
VENEZUELA				581 PLASTIC TUBE, PIPE, HOSE	388	820	439
IMPORTS	56 298 473	1 334 186	708 037	582 PLASTIC PLATE, SHEETS, ETC	719	1 164	618
034 FISH, FRESH, CHILLED, FROZEN	7	116	61	583 MONOFILAMENT OF PLASTICS	68	214	114
036 CRUSTACEANS, MOLLUSCS ETC	81	157	84	591 INSECTICIDES, ETC.	1 897	1 513	806
054 VEGETABLES	931	249	134	592 STARCHES, INULIN, ETC.	935	902	486
056 VEGETABLES, PRPD, PRSVD, NES	57	55	31	597 PREPRD ADDITIVES, LIQUIDS	3 055	1 741	917
057 FRUIT, NUTS EXCL. OIL NUTS	3 190	1 179	615	598 MISC. CHEMICAL PRODS. NES	30 282	11 939	6 378
059 FRUIT, VEGETABLE JUICES	6 202	1 509	800	600 CPL IND PLANT CHAP 69-76	10 579	1 975	1 131
071 COFFEE, COFFEE SUBSTITUTE	15 057	8 542	4 565	611 LEATHER	20	163	91
072 COCOA	559	234	123	612 MANUFACT. LEATHER ETC. NES	6	106	57
263 COTTON	32 739	2 458	1 283	621 MATERIALS OF RUBBER	204	668	357
281 IRON ORE, CONCENTRATES	6 383 410	27 612	14 827	625 RUBBER TYRES, TUBES, ETC.	506	343	179
282 FERROUS WASTE AND SCRAP	369	76	44	629 ARTICLES OF RUBBER, NES	640	2 447	1 298
288 NON-FERROUS WASTE, SCRAP	23 750	9 302	4 935	635 WOOD MANUFACTURES, NES	90	122	65
291 CRUDE ANIMAL MATERIALS, NES	1 787	197	102	641 PAPER AND PAPERBOARD	8 303	3 872	2 065
292 CRUDE VEG. MATERIALS, NES	84	63	34	642 PAPER, PAPERBOARD, CUT ETC	661	526	278
321 COAL, NOT AGGLOMERATED	109 012	1 173	614	651 TEXTILE YARN	425	914	487
333 PETROLEUM OILS, CRUDE	47 440 660	1 097 492	581 978	652 COTTON FABRICS, WOVEN	163	987	523
334 PETROLEUM PRODUCTS	1 667 952	28 926	15 575	653 FABRICS, MAN-MADE FIBRES	308	856	454
335 RESIDUAL PETROL. PRODUCTS	8 465	663	375	654 OTH. TEXTILE FABRIC, WOVEN	36	212	115
513 CARBOXYLIC ACIDS, DERIVTS	1 250	148	78	655 KNIT, CROCHET, FABRIC NES	52	279	146
522 INORGANIC CHEM. ELEMENTS	2 000	220	126	656 TULLE, LACE, EMBROIDRY, ETC	19	279	148
575 OTH. PLASTIC, PRIMARY FORM	222	115	58	657 SPECIAL YARN, TXTL. FABRIC	491	2 231	1 190
598 MISC. CHEMICAL PRODS. NES	481	59	30	658 TEXTILE ARTICLES NES	229	362	195
611 LEATHER	1	316	168	662 CLAY, REFRCT. CONSTR. MATRL	51 146	4 805	2 661
625 RUBBER TYRES, TUBES, ETC.	83	77	42	663 MINERAL MANUFACTURES, NES	8 750	4 397	2 326
641 PAPER AND PAPERBOARD	243	83	43	664 GLASS	334	398	214
651 TEXTILE YARN	1 298	1 801	965	665 GLASSWARE	222	597	315
652 COTTON FABRICS, WOVEN	523	333	188	666 POTTERY	106	251	133
663 MINERAL MANUFACTURES, NES	364	145	78	667 PEARLS, PRECIOUS STONES	-	-	-
673 FLAT-ROLLED IRON ETC.	70 538	5 834	3 090	671 PIG IRON, SPIEGELEISEN, ETC	2 715	768	409
674 FLAT-ROLLED PLATED IRON	19 555	2 466	1 302	673 FLAT-ROLLED IRON ETC.	65 418	7 910	4 121
676 IRON, STL. BAR, SHAPES ETC.	104 972	6 385	3 457	674 FLAT-ROLLED PLATED IRON	1 293	305	165
679 TUBES, PIPES, ETC. IRON, STL	125 042	11 667	6 151	675 FLAT-ROLLED, ALLOY STEEL	25 789	6 839	3 633
682 COPPER	8 622	3 487	1 882	676 IRON, STL. BAR, SHAPES ETC.	7 844	1 450	778
683 NICKEL	1 994	840	431	677 RAILWAY TRACK IRON, STEEL	2 385	349	184
684 ALUMINIUM	260 006	102 684	54 464	678 WIRE OF IRON OR STEEL	1 704	1 172	638
695 TOOLS		79	43	679 TUBES, PIPES, ETC. IRON, STL	81 020	24 221	12 702
716 ROTATING ELECTRIC PLANT	322	3 868	2 009	682 COPPER	1 773	1 952	1 035
741 HEATING, COOLING EQUIP, PART	4	194	106	683 NICKEL	399	1 681	891
743 PUMPS NES, CENTRIFUGS ETC	40	208	113	684 ALUMINIUM	23 739	16 887	9 120
778 ELECTRIC MACH. APPART. NES	10	199	107	685 LEAD	519	146	79
781 PASS. MOTOR VEHCLS. EX. BUS	117	267	142	686 ZINC	748	280	147
784 PARTS, TRACTORS, MOTOR VEH	39	63	33	689 MISC. NON-FERR. BASE METAL	2 003	875	502
792 AIRCRAFT, ASSOC'D. EQUIPNT	3	378	202	691 METALLIC STRUCTURES NES	696	577	318
831 TRUNK, SUIT-CASES, BAG, ETC	67	74	38	692 CONTAINERS, STORAGE, TRNSP	792	753	398
851 FOOTWEAR	139	607	325	693 WIRE PRODUCTS EXCL. ELECT	4 406	3 063	1 595
874 MEASURE, CONTROL INSTRMNT	1	125	66	694 NAILS, SCREWS, NUTS, ETC.	419	854	469
892 PRINTED MATTER	1 778	642	342	695 TOOLS	2 010	5 248	2 789
893 ARTICLES, NES, OF PLASTICS	91	98	50	696 CUTLERY	245	1 284	681
EXPORTS	1 643 954	800 720	427 705	699 MANUFACTS. BASE METAL, NES	37 356	7 963	4 282
024 CHEESE AND CURD	320	308	164	700 CPL IND PLANT (84/85/87)	7 565	14 463	7 682
037 FISH ETC. PREPRD, PRSVD, NES	19	57	31	711 STEAM GENER. BOILERS, ETC.	259	3 453	1 791
048 CEREAL PREPARATIONS	115 599	7 114	3 814	712 STEAM TURBINES	56	946	515
054 VEGETABLES	36 568	4 955	2 623	713 INTRNL COMBUS PSTN ENGIN	1 827	15 448	8 671
061 SUGARS, MOLASSES, HONEY	2 113	382	203	714 ENGINES, MOTORS NON-ELECT	7	377	204
075 SPICES	172	70	39	716 ROTATING ELECTRIC PLANT	4 674	15 197	7 992
081 ANIMAL FEED STUFF	1 887	1 044	562	718 OTH. POWR. GENRTNG. MACHNRY	475	2 187	1 156
098 EDIBLE PROD. PREPRTRS, NES	21	72	38	721 AGRIC. MACHINES, EX. TRACTR	1 304	4 780	2 585
112 ALCOHOLIC BEVERAGES	845	329	169	723 CIVIL ENGINEERING EQUIPT	10 194	14 630	8 033
122 TOBACCO, MANUFACTURED	91	77	42	724 TEXTILE, LEATHER MACHINES	6 585	33 273	17 826
232 SYNTHETIC RUBBER, ETC.	8 785	2 708	1 460	725 PAPER, PULP MILL MACHINES	590	2 441	1 301
251 PULP AND WASTE PAPER	2 252	484	256	726 PRINTNG, BOOKBINDNG MACHS	915	6 274	3 335
266 SYNTHETIC FIBRES	90	67	36	727 FOOD-PROCESS. MCH. NON DOM	676	3 658	1 954
278 OTHER CRUDE MINERALS	14 444	2 863	1 525	728 OTH. MACH. PTS, SPCL INDUST	8 649	40 908	21 798
285 ALUMINIUM ORE, CONCTR. ETC	3 453	353	185	731 METAL REMOVAL WORK TOOLS	6 403	18 203	9 740
292 CRUDE VEG. MATERIALS, NES	2 023	6 007	3 128	733 MACH-TOOLS, METAL-WORKING	1 451	6 414	3 435
325 COKE, SEMI-COKE, RET. CARBN	219 995	4 250	2 244	735 PARTS, NES, FOR MACH-TOOLS	479	4 207	2 242
334 PETROLEUM PRODUCTS	4 422	235	128	737 METALWORKING MACHNRY NES	2 631	4 662	2 475
335 RESIDUAL PETROL. PRODUCTS	50 749	2 524	1 334	741 HEATING, COOLING EQUIP, PART	-	-	-
411 ANIMAL OILS AND FATS	201	206	110	742 PUMPS FOR LIQUIDS, PARTS	1 398	8 363	4 503
431 ANIMAL, VEG. FATS, OILS, NES	1 924	573	307	743 PUMPS NES, CENTRIFUGS ETC	3 614	16 130	8 713
511 HYDROCARBONS, NES, DERIVTS	1 494	361	182	744 MECHANICAL HANDLING EQUIP	4 324	9 881	5 178
512 ALCOHOL, PHENOL, ETC. DERIV	25 726	4 866	2 624	745 OTH. NONELEC MCH, TOOL, NES	2 517	18 727	9 927
513 CARBOXYLIC ACIDS, DERIVTS	7 432	2 401	1 271	746 BALL OR ROLLER BEARINGS	2 082	6 783	3 616
514 NITROGEN-FUNCT. COMPOUNDS	5 721	6 786	3 626	747 TAPS, COCKS, VALVES, ETC.	3 470	19 623	10 395
515 DRUGANO-INORGANIC COMPNDS	4 561	11 250	6 031	748 TRANSMISSIONS SHAFTS ETC	3 952	12 333	6 558
516 OTHER ORGANIC CHEMICALS	23 545	5 194	2 749	749 NON-ELECT MACH. PARTS, ETC	3 693	8 727	4 667
522 INORGANIC CHEM. ELEMENTS	21 127	6 070	3 232	751 OFFICE MACHINES	1 020	12 944	6 931
523 METAL, SALTS, INORGAN. ACID	142 475	17 242	9 216	752 AUTOMATC. DATA PROC. EQUIP	335	5 427	2 897
524 OTHER CHEMICAL COMPOUNDS	468	463	239	759 PARTS, FOR OFFICE MACHINS	87	2 541	1 344
531 SYNTH. COLOURS, LAKES, ETC.	1 415	5 229	2 785	763 SOUND RECORDER, PHONOGRPH	14	240	130
				764 TELECOMM. EQUIP. PARTS NES	1 608	24 385	12 981
				771 ELECT. POWER MACHNRY, PARTS	3 587	5 642	3 003
				772 ELEC. SWITCH, RELAY, CIRCUIT	3 120	23 800	12 682
				773 ELECTR. DISTRIB. EQPT NES	642	1 151	615
				774 ELECTRO-MEDCL, XRAY EQUIP	262	5 090	2 746

7 IMPORTS AND EXPORTS (SPECIAL TRADE) BY COUNTRIES OF PRODUCTION AND CONSUMPTION AND BY GROUPS OF THE SITC-REV. III 1989

GROUP DESCRIPTION	DT = 100 KG	1 000 DM	1 000 \$	GROUP DESCRIPTION	DT = 100 KG	1 000 DM	1 000 \$
775 DOM.ELEC.NON-ELEC.EQUIPT	19	131	69	693 WIRE PRODUCTS EXCL.ELECT	262	96	52
776 TRANSISTORS, VALVES, ETC.	1	897	486	695 TOOLS	94	184	101
778 ELECTRIC MACH. APPART. NES	347 016	29 721	15 935	699 MANUFACTS. BASE METAL, NES	206	178	94
781 PASS. MOTOR VEHCLS. EX. BUS	888	3 850	2 060	711 STEAM GENER. BOILERS, ETC.	28	74	38
782 GOODS, SPCL. TRANSPORT VEH	2 131	4 434	2 377	713 INTRNL COMBUS PSTN ENGIN	5	65	34
784 PARTS, TRACTORS, MOTOR VEH	3 637	10 062	5 379	716 ROTATING ELECTRIC PLANT	9	69	35
786 TRAILERS, SEMI-TRAILR, ETC	255	153	80	721 AGRIC. MACHINES, EX. TRACTR	23	63	32
792 AIRCRAFT, ASSOCTD. EQUIPNT		215	116	723 CIVIL ENGINEERING EQUIPT	196	573	308
793 SHIP, BOAT, FLOAT, STRUCTRS	16 494	5 233	2 824	726 PRINTING, BOOKBINDING MACHS	1	66	35
813 LIGHTING FIXTURES, ETC. NES	284	807	432	728 OTH. MACH. PTS, SPCL. INDUST	386	390	207
821 FURNITURE, CUSHIONS, ETC.	54	86	47	737 METALWORKING MACHNRY NES	8	58	31
831 TRUNK, SUIT-CASES, BAG, ETC	10	87	47	741 HEATING, COOLING EQUIP. PART			
842 WOMEN, GIRL CLOTHING, KNIT	30	75	36	744 MECHANICAL HANDLING EQUIP	61	68	39
846 CLOTHING ACCESSRS, FABRIC	7	73	40	745 OTH. NONELEC MCH, TOOL, NES	78	261	138
848 CLOTHING, NONTXTL; HEADGEAR	17	192	101	764 TELECOMM. EQUIP. PARTS NES	2	105	57
851 FOOTWEAR	125	434	227	772 ELEC. SWITCH, RELAY, CIRCUIT	43	142	74
871 OPTICAL INSTRUMENTS, NES	1	427	231	773 ELECTRIC DISTRIBUT. EQPT NES	105	69	35
872 MEDICAL INSTRUMENTS NES	181	4 478	2 413	778 ELECTRIC MACH. APPART. NES	60	113	58
873 METERS, COUNTERS, NES	577	3 114	1 626	781 PASS. MOTOR VEHCLS. EX. BUS	420	741	389
874 MEASURE, CONTROL INSTRMNT	579	14 812	7 866	784 PARTS, TRACTORS, MOTOR VEH	84	97	53
881 PHOTOGRAPH APPAR. ETC. NES	111	1 401	744	851 FOOTWEAR	27	82	42
882 PHOTO. CINEMATOGPH. SUPPL	969	2 167	1 173	891 ARMS AND AMMUNITION	74	73	40
884 OPTICAL GOODS NES		303	162	892 PRINTED MATTER	31	68	38
885 WATCHES AND CLOCKS	18	401	213	893 ARTICLES, NES, OF PLASTICS	60	62	32
891 ARMS AND AMMUNITION	11	798	432				
892 PRINTED MATTER	1 281	3 110	1 627	FRENCH GUIAN			
893 ARTICLES, NES, OF PLASTICS	377	1 191	640				
894 BABY CARRIAGE, TOYS, GAMES	22	158	83	IMPORTS	1 251	35 093	17 823
895 OFFICE, STATIONERY SUPPLS	323	1 302	699				
896 WORKS OF ART, ANTIQUE ETC	5	284	147	071 COFFEE, COFFEE SUBSTITUTE	240	92	47
897 GOLD, SILVERWARE, JEWEL NES	5	450	237	289 PREC. METAL DRES, CONCTRIS		61	33
898 MUSICAL INSTRUMENTS, ETC.	171	812	437	764 TELECOMM. EQUIP. PARTS NES	25	173	93
899 MISC. MANUFACTD. GOODS NES	94	699	368	792 AIRCRAFT, ASSOCTD. EQUIPNT	3	261	135
941 COMPL. IND. PLANT CHAPT 99	21 027	5 098	2 816				
961 COIN NONGOLD NONCURRENT	19 981	34 539	18 425	EXPORTS	19 065	572 318	301 838
GUYANA							
IMPORTS	383 188	30 052	15 981	112 ALCOHOLIC BEVERAGES	868	133	72
001 LIVE ANIMALS	14	531	284	122 TOBACCO, MANUFACTURED	133	377	202
034 FISH, FRESH, CHILLED, FROZEN	5	98	51	278 OTHER CRUDE MINERALS	2 985	116	62
042 RICE	28 352	2 724	1 421	522 INORGANIC CHEM. ELEMENTS	11	181	90
112 ALCOHOLIC BEVERAGES	10 775	1 690	905	533 PIGMENTS, PAINTS, ETC.	74	67	36
248 WOOD, SIMPLY WORKED	3 825	89	45	598 MISC. CHEMICAL PRODS. NES	238	103	56
285 ALUMINIUM ORE, CONCTR. ETC	312 196	10 868	5 741	625 RUBBER TYRES, TUBES, ETC.	99	83	43
511 HYDROCARBONS, NES, DERIVTS	25 744	1 267	632	642 PAPER, PAPERBOARD, CUT ETC	198	94	50
512 ALCOHOL, PHENOL, ETC. DERIV	1 646	155	82	653 FABRICS, MAN-MADE FIBRES	122	65	34
848 CLOTHING, NONTXTL; HEADGEAR	1	89	45	664 GLASS	446	65	32
881 PHOTOGRAPH APPAR. ETC. NES	1	88	44	677 RAILWAY TRACK IRON, STEEL	469	99	51
EXPORTS	18 234	7 188	3 760	679 TUBES, PIPES, ETC. IRON, STL	5 318	583	308
022 MILK AND CREAM	4 178	1 621	837	691 METALLIC STRUCTURES NES	1 162	760	405
046 MEAL, FLOUR OF WHEAT, MSLN	3 650	213	114	694 NAILS, SCREWS, NUTS, ETC.	290	108	58
421 FIXED VEG. FAT, OILS, SOFT	445	63	33	695 TOOLS	35	94	48
524 OTHER CHEMICAL COMPOUNDS	3 900	191	101	699 MANUFACTS. BASE METAL, NES	76	88	49
533 PIGMENTS, PAINTS, ETC.	135	129	65	713 INTRNL COMBUS PSTN ENGIN	20	100	54
541 MEDICINES, ETC. EXC. GRP542	8	97	52	714 ENGINES, MOTORS NON-ELECT	3	114	61
663 MINERAL MANUFACTURES, NES	105	181	96	721 AGRIC. MACHINES, EX. TRACTR	34	123	62
679 TUBES, PIPES, ETC. IRON, STL	2 939	317	170	723 CIVIL ENGINEERING EQUIPT	507	418	215
695 TOOLS	82	267	144	728 OTH. MACH. PTS, SPCL. INDUST	10	471	242
713 INTRNL COMBUS PSTN ENGIN	15	68	36	743 PUMPS NES, CENTRIFUGS ETC	199	549	309
723 CIVIL ENGINEERING EQUIPT	389	1 193	630	744 MECHANICAL HANDLING EQUIP	51	74	40
728 OTH. MACH. PTS, SPCL. INDUST	44	194	100	745 OTH. NONELEC MCH, TOOL, NES	104	598	314
745 OTH. NONELEC MCH, TOOL, NES	33	155	87	764 TELECOMM. EQUIP. PARTS NES	120	2 901	1 550
781 PASS. MOTOR VEHCLS. EX. BUS	172	710	379	772 ELEC. SWITCH, RELAY, CIRCUIT	1	512	275
874 MEASURE, CONTROL INSTRMNT	22	440	222	775 DOM. ELEC. NON-ELEC. EQUIPT	114	221	120
				776 TRANSISTORS, VALVES, ETC.		804	406
				778 ELECTRIC MACH. APPART. NES	268	254	134
				781 PASS. MOTOR VEHCLS. EX. BUS	1 879	2 433	1 296
				782 GOODS, SPCL. TRANSPORT VEH	3 358	1 945	1 019
				784 PARTS, TRACTORS, MOTOR VEH	406	1 610	848
				786 TRAILERS, SEMI-TRAILR, ETC	174	319	181
				792 AIRCRAFT, ASSOCTD. EQUIPNT	1 360	554 034	292 157
				831 TRUNK, SUIT-CASES, BAG, ETC	21	67	32
				874 MEASURE, CONTROL INSTRMNT	23	701	378
				ECUADOR			
				IMPORTS	1 721 958	217 155	115 438
001 LIVE ANIMALS	3	94	52	011 BOVINE MEAT	99	78	45
042 RICE	134 035	13 112	6 958	036 CRUSTACEANS, MOLLUSCS ETC	124	241	130
047 OTHER CEREAL MEAL, FLOURS	779	87	47	045 OTHER CEREALS, UNMILLED	494	120	64
247 WOOD ROUGH, ROUGH SQUARED	21 516	926	500	054 VEGETABLES	709	194	102
285 ALUMINIUM ORE, CONCTR. ETC	696 846	35 960	19 170	056 VEGETABLES, PRPD, PRSD, NES	4 515	2 260	1 198
288 NON-FERROUS WASTE, SCRAP	869	292	155	057 FRUIT, NUTS EXCL. OIL NUTS	1 561 080	141 327	74 897
684 ALUMINIUM	105 479	40 218	21 248	058 FRUIT, PRESERVED, PREPARED	2 159	306	164
EXPORTS	89 720	12 848	6 856	059 FRUIT, VEGETABLE JUICES	3 958	2 174	1 151
061 SUGARS, MOLASSES, HONEY	70 235	4 085	2 210	071 COFFEE, COFFEE SUBSTITUTE	100 524	47 414	25 416
278 OTHER CRUDE MINERALS	6 168	123	65	072 COCOA	34 879	11 576	6 151
515 ORGANO-INORGANIC COMPNDS	205	130	70	248 WOOD, SIMPLY WORKED	3 356	1 491	791
524 OTHER CHEMICAL COMPOUNDS	995	90	47	265 VEGETABLE TEXTILE FIBRES	1 313	381	207
541 MEDICINES, ETC. EXC. GRP542	30	161	87	282 CRUDE VEG. MATERIALS, NES	2 455	2 467	1 342
542 MEDICAMENTS	28	210	108	421 FIXED VEG. FAT, OILS, SOFT	2 996	308	158
571 POLYMERS OF ETHYLENE	3 250	883	474	532 DYEING, TANNING MATERIALS	16	134	72
591 INSECTICIDES, ETC.	763	1 258	675	541 MEDICINES, ETC. EXC. GRP542	4	118	64
592 STARCHES, INULIN, ETC.	171	54	31	634 VENEERS, PLYWOOD, ETC.	384	466	249
598 MISC. CHEMICAL PRODS. NES	184	83	46	635 WOOD MANUFACTURES, NES	211	303	164
629 ARTICLES OF RUBBER, NES	43	104	55	657 SPECIAL YARN, TXTL. FABRIC	6	55	30
641 PAPER AND PAPERBOARD	1 008	215	115	684 ALUMINIUM	1 010	375	189
642 PAPER, PAPERBOARD, CUT ETC	312	136	72	713 INTRNL COMBUS PSTN ENGIN	62	124	62
657 SPECIAL YARN, TXTL. FABRIC	16	65	35	845 OTHR. TEXTILE APPAREL, NES	573	947	503
664 GLASS	793	110	59				
673 FLAT-ROLLED IPJN ETC.	1 113	104	55				

7 IMPORTS AND EXPORTS (SPECIAL TRADE) BY COUNTRIES OF PRODUCTION AND CONSUMPTION AND BY GROUPS OF THE SITC-REV. III 1989

GROUP DESCRIPTION	DT = 100 KG	1 000 DM	1 000 \$	GROUP DESCRIPTION	DT = 100 KG	1 000 DM	1 000 \$
899 MISC MANUFACTURED GOODS NES	224	456	241	745 OTH. NONELEC MCH. TOOL, NES	887	4 894	2 720
971 GOLD, NONMONETARY EXCL ORES	1	2 506	1 342	746 BALL OR ROLLER BEARINGS	29	520	270
EXPORTS	449 460	230 788	122 559	747 TAPS, COCKS, VALVES, ETC.	83	945	507
001 LIVE ANIMALS	32	78	40	748 TRANSMISSIONS SHAFTS ETC	269	1 275	668
022 MILK AND CREAM	6 000	2 196	1 188	749 NON-ELECT. MACH. PARTS, ETC	83	902	480
048 CEREAL PREPARATIONS	2 224	228	128	751 OFFICE MACHINES	18	142	75
054 VEGETABLES	150	327	179	752 AUTOMATIC DATA PROC. EQUIP	2	74	36
061 SUGARS, MOLASSES, HONEY	5 084	512	277	759 PARTS, FOR OFFICE MACHINES	5	81	37
081 ANIMAL FEED STUFF	1 185	547	287	763 SOUND RECORDER, PHONOGRAPH	31	150	80
098 EDIBLE PROD. PREPARATIONS, NES	157	140	75	764 TELECOMM. EQUIP. PARTS NES	1 000	2 049	1 052
112 ALCOHOLIC BEVERAGES	575	187	101	771 ELECT. POWER MACHINERY PARTS	527	6 234	3 265
222 OILSEED (SFT. FIX. VEG. OIL)	503	60	33	772 ELEC. SWITCH. RELAY. CIRCUIT	150	330	178
232 SYNTHETIC RUBBER, ETC.	10 837	2 633	1 399	773 ELECTRO-MEDICAL XRAY EQUIP	59	1 838	986
251 PULP AND WASTE PAPER	679	165	91	775 DOM. ELEC. NON-ELEC. EQUIP	64	127	66
265 SYNTHETIC FIBRES	30 676	10 166	5 367	776 TRANSISTORS, VALVES, ETC.	2	103	54
267 OTHER MAN-MADE FIBRES	324	141	74	778 ELECTRIC MACH. APPART. NES	972	3 145	1 658
278 OTHER CRUDE MINERALS	2 632	547	296	781 PASS. MOTOR VEHICLES EX. BUS	1 686	5 494	2 919
292 CRUDE VEG. MATERIALS, NES	2 79	351	187	782 GOODS, SPC. TRANSPORT VEH	362	336	193
334 PETROLEUM PRODUCTS	2 256	430	226	783 ROAD MOTOR VEHICLES NES	184	354	204
335 RESIDUAL PETROL. PRODUCTS	28 369	2 498	1 326	784 PARTS, TRACTORS, MOTOR VEH	2 267	9 756	5 157
431 ANIMAL, VEG. FATS, OILS, NES	1 583	298	155	786 TRAILERS, SEMI-TRAILER, ETC	305	181	95
511 HYDROCARBONS, NES, DERIVATS	4 239	911	481	787 AIRCRAFT, ASSOC. EQUIPMENT	43	131	68
512 ALCOHOL, PHENOL, ETC. DERIV	1 650	864	462	813 LIGHTING FIXTURES ETC. NES	53	124	65
513 CARBOXYLIC ACIDS, DERIVATS	2 775	5 276	2 778	821 FURNITURE, CUSHIONS, ETC.	137	113	60
514 NITROGEN-FUNCT. COMPOUNDS	1 273	5 082	2 682	846 CLOTHING, NONTEXTILE HEADGEAR	126	435	233
515 ORGANIC-INORGANIC COMPOUNDS	1 994	6 836	3 587	871 OPTICAL INSTRUMENTS, NES	507	1 020	72
516 OTHER ORGANIC CHEMICALS	721	1 814	526	872 MEDICAL INSTRUMENTS NES	167	2 020	1 060
522 INORGANIC CHEM. ELEMENTS	8 018	1 914	1 017	874 MEASURE, CONTROL INSTRUMNT	200	2 148	1 155
523 METAL, SALTS, INORGANIC ACID	28 575	2 913	1 533	884 PHOTO. CINEMATOGRAPH. SUPPL	130	600	319
524 OTHER CHEMICAL COMPOUNDS	1 812	3 223	1 711	885 OPTICAL GOODS NES	61	130	68
531 SYNTH. COLOURS, LAKES, ETC.	1 272	4 084	2 183	886 WATCHES AND CLOCKS	3	60	30
532 DYEING, TANNING MATERIALS	635	219	117	891 ARMS AND AMMUNITION	165	209	108
533 PIGMENTS, PAINTS, ETC.	6 594	4 521	2 425	892 PRINTED MATTER	249	585	311
541 MEDICINES, ETC. EXC. GRP542	656	11 683	6 106	893 ARTICLES, NES, OF PLASTICS	12	68	35
542 MEDICAMENTS	974	11 952	6 360	894 BABY CARRIAGE, TOYS, GAMES	655	2 054	1 103
551 ESSENTIAL OIL, PERFUME, FLAVR	210	889	474	895 OFFICE, STATIONERY SUPPLS	95	552	293
553 PERFUMERY, COSMETICS, ETC.	1 196	286	153	961 MISC MANUFACTURED GOODS NES	1 499	1 838	950
554 SOAP, CLEANERS, POLISH, ETC	4 553	1 613	851	COIN NONGOLD NONCURRENT			
562 FERTILIZER, EXCEPT GRP272	5 718	577	304	PERU			
571 POLYMERS OF ETHYLENE	8 218	1 922	1 016	IMPORTS	5 537 685	688 951	362 486
572 POLYMERS OF STYRENE	805	277	148	001 LIVE ANIMALS	1	145	79
573 POLYMERS, VINYL CHLORIDE	17 695	3 921	2 093	034 FISH, FRESH, CHILLED, FROZEN	3 689	1 146	613
574 POLYACETAL, POLYCARBONATE	879	451	259	045 OTHER CEREALS, UNMILLED	550	108	56
575 OTH. PLASTIC, PRIMARY FORM	3 408	2 358	1 249	054 VEGETABLES	4 455	2 325	1 239
581 PLASTIC TUBE, PIPE, HOSE	34	87	47	056 VEGETABLES, PRPD, PRSD, NES	13 822	5 490	2 918
582 PLASTIC PLATE, SHEETS, ETC	1 469	1 394	741	057 FRUIT, NUTS EXCL. OIL NUTS	4 828	2 360	1 265
583 MONOFILAMENT OF PLASTICS	0 24	58	32	058 FRUIT, PRESERVED, PREPARED	4 894	1 065	566
591 INSECTICIDES, ETC.	5 164	5 902	3 152	059 FRUIT, VEGETABLE JUICES	4 048	1 061	563
592 STARCHES, INULIN, ETC.	833	734	386	071 COFFEE, COFFEE SUBSTITUTE	45 898	23 545	12 560
597 PREPARED ADDITIVES, LIQUIDS	889	345	182	081 ANIMAL FEED STUFF	2 779 305	217 981	115 440
598 MISC. CHEMICAL PRODS. NES	10 300	4 404	2 321	121 TOBACCO, UNMANUFACTURED	804	313	168
621 MATERIALS OF RUBBER	182	279	147	200 COTTON	41 185	13 395	7 075
625 RUBBER TYPES, TUBES, ETC.	279	256	135	268 WOOL, OTHER ANIMAL HAIR	3 883	4 772	2 534
629 ARTICLES OF RUBBER, NES	485	935	493	272 FERTILIZERS, CRUDE	8 559	740	394
641 PAPER AND PAPERBOARD	3 196	1 341	700	283 COPPER ORES, CONCENTRATES	766 503	172 335	89 279
642 PAPER, PAPERBOARD, CUT ETC	440	417	221	287 ORC. CONCENTR. BASE METALS	428 640	40 464	21 452
651 TEXTILE YARN	87	163	88	289 PREC. METAL ORES, CONCENTR	64	2 412	1 310
653 FABRICS, MAN-MADE FIBRES	12	59	30	291 CRUDE ANIMAL MATERIALS, NES	1 112	3 755	1 998
657 SPECIAL YARN, TEXTILE FABRIC	412	647	343	292 CRUDE VEG. MATERIALS, NES	3 140	3 258	1 754
662 CLAY, REFRACT. CONSTR. MATRL	8 523	1 228	675	411 ANIMAL OILS AND FATS	1 190 921	44 211	23 201
663 MINERAL MANUFACTURES, NES	2 235	952	510	431 ANIMAL, VEG. FATS, OILS, NES	4 755	179	96
664 GLASS	1 382	643	342	512 ALCOHOL, PHENOL, ETC. DERIV	730	176	94
665 GLASSWARE	470	387	198	522 INORGANIC CHEM. ELEMENTS	4 129	1 439	759
666 POTTERY	38	100	51	532 DYEING, TANNING MATERIALS	57	1 202	637
673 FLAT-ROLLED IRON ETC.	44 154	4 814	2 554	541 MEDICINES, ETC. EXC. GRP542	1	216	118
674 FLAT-ROLLED PLATED IRON	138 820	20 462	11 050	611 LEATHER	180	1 253	664
676 IRON, STL. BAR, SHAPES ETC.	1 335	322	167	613 FURS, SKINS, TANNED, DRESSED	25	72	38
678 WIRE OF IRON OR STEEL	43	71	36	629 ARTICLES OF RUBBER, NES	30	62	32
679 TUBES, PIPES, ETC. IRON, STL	1 370	581	309	635 WOOD MANUFACTURES, NES	76	143	76
682 COPPER	70	101	54	651 TEXTILE YARN	26 947	30 356	16 125
683 NICKEL	5	68	33	652 COTTON FABRICS, WOVEN	12 214	9 528	5 061
684 ALUMINIUM	4 253	3 285	1 753	653 FABRICS, MAN-MADE FIBRES	813	984	522
691 METALLIC STRUCTURES NES	420	131	70	654 OTH. TEXTILE FABRIC, WOVEN	165	962	504
693 WIRE PRODUCTS EXCL. ELECT	152	164	86	658 TEXTILE ARTICLES NES	232	489	259
694 NAILS, SCREWS, NUTS, ETC.	726	579	302	659 FLOOR COVERINGS, ETC.	38	143	75
695 TOOLS	1 077	2 814	1 486	663 MINERAL MANUFACTURES, NES	2 392	1 848	970
696 CUTLERY	93	387	205	664 GLASS	139	205	110
697 HOUSEHOLD EQUIPMENT, NES	18	84	44	666 POTTERY	117	312	164
699 MANUFACT. BASE METAL, NES	443	1 213	651	667 PEARLS, PRECIOUS STONES	50	1 659	838
713 INTRNL COMBUS PSTN ENGIN	1 862	3 786	2 015	681 SILVER, PLATINUM, ETC.	158 215	82 460	43 241
716 ROTATING ELECTRIC PLANT	953	1 341	713	682 COPPER	14 552	2 497	1 327
718 OTH. POWER GEN. RTNG. MACHNRY	275	3 253	1 742	685 LEAD	250	80	46
721 AGRIC. MACHINES, EX. TRACTR	158	235	121	689 MISC. NON-FERR. BASE METAL	245	489	267
723 CIVIL ENGINEERING EQUIP	338	985	518	712 STEAM TURBINES	3	100	53
724 TEXTILE, LEATHER MACHINES	1 751	7 329	3 921	713 INTRNL COMBUS PSTN ENGIN	87	137	70
725 PAPER, PULP MILL MACHINES	13	178	97	742 PUMPS FOR LIQUIDS, PARTS	107	391	206
726 PRINTING, BOOKBINDING MACHS	55	716	382	821 FURNITURE, CUSHIONS, ETC.	54	114	62
727 FOOD-PROCESS. MCH. NON DOM	78	527	279	841 MENS, BOYS CLOTHING, X-KNIT	128	314	167
728 OTH. MACH. PTS, SPC. INDUST	714	3 471	1 859	843 MENS, BOYS CLOTHING, KNIT	158	485	259
731 METAL REMOVAL WORK TOOLS	68	73	38	844 WOMEN, GIRLS CLOTHING, KNIT	181	740	394
733 MACH-TOOLS, METAL-WORKING	80	167	93	845 OTHR. TEXTILE APPAREL, NES	2 412	5 936	3 153
735 PARTS, NES, FOR MACH-TOOLS	31	534	288	848 CLOTHING, NONTEXTILE HEADGEAR	11	70	39
737 METALWORKING MACHNRY NES	223	263	139	896 WORKS OF ART, ANTIQUE ETC	43	97	52
741 HEATING, COOLING EQUIP, PART	2 056	4 014	2 076	897 GOLD, SILVERWARE, JEWEL NES	13	317	170
742 PUMPS FOR LIQUIDS, PARTS	100	1 164	608				
743 PUMPS NES, CENTRIFUGS ETC	76	343	180				
744 MECHANICAL HANDLING EQUIP							

7 IMPORTS AND EXPORTS (SPECIAL TRADE) BY COUNTRIES OF PRODUCTION AND CONSUMPTION AND BY GROUPS OF THE SITC-REV. III 1989

GROUP DESCRIPTION	DT = 100 KG	1 000 DM	1 000 \$	GROUP DESCRIPTION	DT = 100 KG	1 000 DM	1 000 \$
EXPORTS	572 628	231 966	123 330	745 OTH.NONELEC MCH.TOOL.NES	516	3 304	1 757
022 MILK AND CREAM	26 925	8 080	4 204	746 BALL OR ROLLER BEARINGS	121	810	426
041 WHEAT, MESLIN, UNMILLED	80 000	2 335	1 276	747 TAPS, COCKS, VALVES, ETC.	445	1 195	635
046 NEAL, FLOUR OF WHEAT, MSLN	27 000	1 378	739	748 TRANSMISSIONS SHAFTS ETC	542	2 160	1 151
048 CEREAL PREPARATIONS	45 325	2 548	1 370	749 NON-ELECT MACH. PARTS, ETC	920	2 002	1 072
054 VEGETABLES	1 104	1 211	644	751 OFFICE MACHINES	37	183	102
061 SUGARS, MOLASSES, HONEY	10 450	715	389	752 AUTOMATC. DATA PROC. EQUIP	10	291	152
081 ANIMAL FEED STUFF	975	496	262	753 PARTS, FOR OFFICE MACHINES	20	91	49
098 EDIBLE PROD. PREPRTNS, NES	556	247	129	754 TELECOMM. EQUIP. PARTS, NES	171	1 814	952
232 SYNTHETIC RUBBER, ETC.	3 888	1 143	601	771 ELECT. POWER MACHNY. PARTS	67	362	187
251 PULP AND WASTE PAPER	840	167	89	772 ELECT. SWITCH, RELAY, CIRCUIT	291	1 805	952
266 SYNTHETIC FIBRES	1 434	567	305	773 ELECT. DISTRIBUT. EQPT, NES	655	887	479
268 WOOL, OTHER ANIMAL HAIR	118	130	71	774 ELECTRO-MEDIC. XRAY EQUIP	2	112	61
278 OTHER CRUDE MINERALS	1 466	279	148	775 ODM. ELEC. NON-ELEC. EQUIPT	13	108	57
292 CRUDE VEG. MATERIALS, NES	240	1 501	99	776 TRANSISTORS, VALVES, ETC.	2	105	58
334 PETROLEUM PRODUCTS	376	1 181	827	778 ELECTRIC MACH. APPART. NES	376	2 623	1 383
335 RESIDUAL PETROL. PRODUCTS	8 372	1 173	99	781 PASS. MOTOR VEHCLS, EX. BUS	1 603	5 592	2 990
421 FIXED VEG. FAT, OILS, SOFT	14 512	1 920	626	784 PARTS, TRACTORS, MOTOR VEH	2 980	5 384	2 844
431 ANIMAL, VEG. FATS, OILS, NES	494	1 03	1 060	786 TRAILERS, SEMI-TRAILER, ETC	101	71	39
511 HYDROCARBONS, NES, DERIVTS	341	1 194	55	813 LIGHTING, FIXTURES ETC. NES	57	1 030	546
512 ALCOHOL, PHENOL, ETC. DERIV	2 802	1 238	101	871 OPTICAL INSTRUMENTS, NES	2	87	47
513 CARBOXYLIC ACIDS, DERIVTS	3 234	4 323	2 266	872 MEDICAL INSTRUMENTS, NES	62	983	525
514 NITROGEN-FUNCT. COMPOUNDS	1 185	2 322	1 232	873 METERS, COUNTERS, NES	4	150	77
515 ORGANIC-INORGANIC COMPNDS	6 394	8 604	4 578	874 MEASURE, CONTROL INSTRMIT	177	3 865	2 030
516 OTHER ORGANIC CHEMICALS	2 293	1 674	884	881 PHOTOGRAPH APPAR. ETC. NES	8	138	72
522 INORGANIC CHEM. ELEMENTS	19 133	2 970	1 552	882 PHOTO. CINEMATOGPH. SUPPL	51	102	53
523 METAL. SALTS, INORGAN. ACID	38 857	5 450	2 886	885 WATCHES AND CLOCKS	6	287	153
524 OTHER CHEMICAL COMPOUNDS	300	338	180	891 ARMS AND AMMUNITION	2	256	135
531 SYNTH. COLOURS, LAKES, ETC.	2 404	8 035	4 306	892 PRINTED MATTER	2 453	7 382	3 881
532 DYEING, TANNING MATERIALS	603	267	893	893 ARTICLES, NES, OF PLASTICS	355	593	318
533 PIGMENTS, PAINTS, ETC.	9 676	5 038	145	895 OFFICE, STATIONERY SUPPLS	398	887	477
541 MEDICINES, ETC. EXC. GRP542	815	7 546	2 704	898 MUSICAL INSTRUMENTS, ETC.	22	119	63
542 MEDICAMENTS	279	2 182	4 040	899 MISC MANUFACTRD GOODS NES	220	609	324
551 ESSNTL. OIL, PERFUME, FLAVR	135	510	1 167				
553 PERFUMERY, COSMETICS, ETC.	149	854	268	BRAZIL			
554 SOAP, CLEANERS, POLISH, ETC	5 899	2 627	1 418	IMPORTS	231 672 358	5 657 143	3 005 078
562 FERTILIZER, EXCEPT GRP272	193	138	71				
571 POLYMERS OF ETHYLENE	3 357	726	393	001 LIVE ANIMALS	91	97	50
572 POLYMERS OF STYRENE	3 316	1 062	573	011 BOVINE MEAT	86 708	94 701	50 438
573 POLYMERS, VINYL CHLORIDE	2 799	973	526	012 OTHER MEAT	35 791	25 778	13 725
574 POLYACETAL, POLYCARBONATE	7 468	3 374	2 000	017 MEAT, OFFL. PRPD, PRSD, NES	77 009	45 641	24 237
575 OTH. PLASTIC, PRIARY FORM	7 682	3 815	2 060	034 FISH, FRESH, CHILLED, FROZEN	295	2 341	1 257
581 PLASTIC TUBE, PIPE, HOSE	31	136	71	036 CRUSTACEANS, MOLLUSCS ETC	352	805	369
582 PLASTIC PLATE, SHEETS, ETC	486	757	402	042 RICE	12 217	692	444
591 INSECTICIDES, ETC.	4 756	5 896	3 120	044 MAIZE UNMILLED	27 188	776	415
592 STARCHES, INULIN, ETC.	10 619	1 122	606	045 OTHER CEREALS, UNMILLED	19 417	1 194	621
597 PREPRD ADDITIVES, LIQUIDS	1 137	685	3 687	056 VEGETABLES, PRPD, PRSD, NES	1 846	347	177
598 MISC. CHEMICAL PRDTS, NES	10 821	6 950	3 687	057 FRUIT, NUTS EXCL. OIL NUTS	1 539	408	218
621 MATERIALS OF RUBBER	425	734	388	058 FRUIT, PRESERVED, PREPARED	192 277	38 338	20 514
629 ARTICLES OF RUBBER, NES	636	1 818	963	059 FRUIT, VEGETABLE JUICES	43 683	6 207	3 304
635 WOOD MANUFACTURES, NES	47	81	42	1 709 287	559 854	297 550	
641 PAPER AND PAPERBOARD	1 653	665	357	061 SUGARS, MOLASSES, HONEY	406 760	7 901	4 172
642 PAPER, PAPERBOARD, CUT ETC	249	241	125	071 COFFEE, COFFEE SUBSTITUTE	908 694	436 524	232 775
651 TEXTILE YARN	139	377	204	072 COCOA	34 15	18 050	9 678
653 FABRICS, MAN-MADE FIBRES	21	100	54	074 TEA AND MATE	5 437	1 568	835
657 SPECIAL YARN, TEXTL. FABRIC	219	689	364	075 SPICES	68 608	28 196	15 152
662 CLAY, REFRCT. CONSTR. MATRL	9 682	1 916	985	12 357 223	495 255	264 380	
663 MINERAL MANUFACTURES, NES	1 572	1 321	657	098 EDIBLE PROD. PREPRTNS, NES	6 743	1 267	670
664 GLASS	505	134	170	112 ALCOHOLIC BEVERAGES	2 689	1 459	776
665 GLASSWARE	3 152	324	170	121 TOBACCO, UNMANUFACTURED	162 943	102 147	54 239
671 PIG IRON, SPIEGELEISEN, ETC	88 546	10 710	5 516	122 TOBACCO, MANUFACTURED	405	922	293
674 FLAT-ROLLED PLATED IRON	44 344	7 194	3 823	222 HIDES, SKINS (EX. FURS), RAW	6 196	563	286
675 FLAT-ROLLED ALLOY STEEL	15 891	2 443	1 315	222 OILSEED (SFT. FIX VEG. OIL)	6 302 546	336 352	174 810
676 IRON, STL. BAR, SHAPES, ETC.	7 006	1 010	541	232 SYNTHETIC RUBBER, ETC	371	176	96
677 RAILWAY TRACK IRON, STEEL	1 643	183	105	245 FUEL WOOD, WOOD CHARCOAL	1 348	147	77
678 WIRE OF IRON OR STEEL	2 758	248	129	248 WOOD, SIMPLY WORKED	88 772	8 007	4 285
679 TUBES, PIPES, ETC. IRON, STL	2 620	1 194	251	PULP AND WASTE PAPER	861 758	120 827	64 152
682 COPPER	338	273	630	261 SILK	150	1 655	885
683 NICKEL	340	1 145	263	263 COTTON	66 944	12 562	6 720
684 ALUMINIUM	246	1 323	688	265 VEGETABLE TEXTILE FIBRES	1 419	142	75
692 CONTAINERS, STORAGE, TRANSP	114	444	239	266 SYNTHETIC FIBRES	2 302	535	285
693 WIRE PRODUCTS EXCL. ELECT	80	163	90	268 WOOL, OTHER ANIMAL HAIR	14 000	15 594	8 298
694 NAILS, SCREWS, NUTS, ETC.	120	124	64	273 STONE, SAND AND GRAVEL	285 082	13 546	7 206
695 TOOLS	808	195	103	277 NATURAL ABRASIVES, NES	1 982	1 073	
696 CUTLERY	16	2 254	1 198	278 OTHER CRUDE MINERALS	633 879	23 926	12 714
699 MANUFACT. BASE METAL, NES	536	549	289	281 IRON ORE, CONCENTRATES	199 974 757	1 067 351	567 419
711 STEAM GENER. BOILERS, ETC.	18	192	102	283 COPPER ORES, CONCENTRATES	43 001	6 307	3 622
712 STEAM TURBINES	2	123	66	285 ALUMINIUM ORE, CONCTR. ETC	798	1 87	46
713 INTRNL COMBUS PSTN ENGIN	1 427	7 490	4 014	287 ORE, CONCENTR. BASE METALS	499 881	12 863	6 875
716 ROTATING ELECTRIC PLANT	293	1 021	549	288 NON-FERROUS WASTE, SCRAP	49 484	4 120	2 109
718 OTH. POWR. GENRTNG. MACHNRY	14	131	70	291 PREC. METAL ORES, CONCTRITS	109	1 143	652
721 AGRIC. MACHINES, EX. TRACTR	81	158	84	292 CRUDE ANIMAL MATERLS, NES	165 550	26 345	14 022
722 TRACTORS	362	615	348	293 CRUDE VEG. MATERIALS, NES	8 194	5 728	2 887
723 CIVIL ENGINEERING EQUIPT	1 228	2 183	1 161	294 PETROLEUM PRODUCTS	149 362	4 374	2 498
724 TEXTILE LEATHER MACHINES	2 866	14 628	7 754	335 RESIDUAL PETROL. PRODUCTS	23 399	1 850	990
725 PAPER, PULP MILL MACHINES	165	994	519	421 FIXED VEG. FAT, OILS, SOFT	146 293	13 835	7 373
726 PRINTNG, BOOKBINDNG MACHS	190	794	427	431 ANIMAL, VEG. FATS, OILS, NES	183 803	34 493	18 479
727 FOOD-PROCESS. MCH. NON DOM	95	947	495	511 HYDROCARBONS, NES, DERIVTS	68 381	10 733	5 657
728 OTH. MACH. PTS. SPCL INDUST	1 759	4 977	2 643	512 ALCOHOL, PHENOL, ETC. DERIV	380 880	39 106	20 930
731 METAL REMOVAL WORK TOOLS	131	699	375	513 CARBOXYLIC ACIDS, DERIVTS	81 456	19 667	10 369
733 MACH-TOOLS, METAL-WORKING	125	344	197	514 NITROGEN-FUNCT. COMPOUNDS	35 169	6 331	3 314
735 PARTS, NES, FOR MACH-TOOLS	48	522	275	515 ORGANIC-INORGANIC COMPNDS	89 654	22 618	12 062
737 METALWORKING MACHNRY NES	334	651	354	516 OTHER ORGANIC CHEMICALS	5 255	10 497	5 590
741 HEATING, COOLING EQUIP. PART				517 INORGANIC CHEM. ELEMENTS	8 329	2 030	1 084
742 PUMPS FOR LIQUIDS, PARTS	173	1 815	967	522 METAL. SALTS, INORGAN. ACID	160 523	37 678	19 927
743 PUMPS NES, CENTRIFUGS ETC	1 404	3 483	1 826	523 OTHER CHEMICAL COMPOUNDS	1 172	117	65
744 MECHANICAL HANDLING EQUIP	861	1 598	825	524 RADIO-ACTIVE MATERIALS	20 076	3 101	1 619
					250	58	30

7 IMPORTS AND EXPORTS (SPECIAL TRADE) BY COUNTRIES OF PRODUCTION AND CONSUMPTION AND BY GROUPS OF THE SITC-REV. III 1989

GROUP DESCRIPTION	DT = 100 KG	1 000 DM	1 000 \$	GROUP DESCRIPTION	DT = 100 KG	1 000 DM	1 000 \$
531 SYNTH. COLOURS, LAKES, ETC.	4 315	4 220	2 230	783 ROAD MOTOR VEHICLES NES	78	124	64
532 DYEING, TANNING MATERIALS	7 322	1 521	812	784 PARTS, TRACTORS, MOTOR VEH	93 127	51 091	27 160
541 MEDICINES, ETC. EXC. GRP542	2 661	29 193	15 483	782 AIRCRAFT, ASSCCTD. EQUIPNT	25	1 389	752
542 MEDICAMENTS	70	11 512	6 144	812 PLUMBING, SANITRY, EQPT. ETC	793	359	191
551 ESSNTL. OIL, PERFUME, FLAVR	31 515	12 507	6 573	813 LIGHTING FIXTURES ETC. NES	37	102	51
562 FERTILIZER, EXCEPT GRP272	34 244	1 483	754	821 FURNITURE, CUSHIONS, ETC.	14 922	9 272	4 946
571 POLYMERS OF ETHYLENE	44 868	8 370	4 426	831 TRUNK, SUIT-CASES, BAG, ETC	877	6 041	3 214
572 POLYMERS OF STYRENE	25 124	6 530	3 359	841 MENS, BOYS CLOTHNG, X-KNIT	2 460	4 684	2 486
573 POLYMERS, VINYL CHLORIDE	23 308	3 894	2 043	842 WOMEN, GIRL CLOTHNG, X-KNIT	2 931	8 279	4 390
574 POLYACETAL, POLYCARBONATE	3 229	2 087	1 096	843 MENS, BOYS CLOTHNG, KNIT	1 395	4 818	2 570
575 OTH. PLASTIC, PRIMARY FORM	9 331	2 911	1 549	844 WOMEN, GIRLS CLOTHNG, KNIT	3 477	11 114	5 921
582 PLASTIC PLATE, SHEETS, ETC	9 050	3 349	1 759	845 OTHR. TEXTILE APPAREL, NES	15 911	39 088	20 711
592 STARCHES, INULIN, ETC.	13 529	7 924	4 214	848 CLOTHNG, NONTXLT; HEADGEAR	1 079	5 078	2 687
593 EXPLOSIVES, PYROTECHNICS	194	161	851	851 FOOTWEAR	27 986	123 036	65 193
598 MISC. CHEMICAL PRODTS. NES	110 092	18 055	9 602	872 MEDICAL INSTRUMENTS NES	80	1 438	768
611 LEATHER	26 637	31 277	16 659	873 METERS, COUNTERS, NES	43	1 228	118
612 MANUFACT. LEATHER ETC. NES	51	154	80	874 MEASURE, CONTROL INSTRMNT	725	3 373	1 772
613 FURSKINS, TANNED, DRESSED	1 547	5 149	2 712	881 PHOTOGRAPH APPAR. ETC. NES	635	8 605	4 562
621 MATERIALS OF RUBBER	297	158	86	882 PHOTO. CINEMATOGPH. SUPPL	320	3 426	1 855
625 RUBBER TYRES, TUBES, ETC.	9 653	5 684	3 066	884 OPTICAL GOODS NES	110	1 545	823
629 ARTICLES OF RUBBER, NES	2 918	10 950	5 821	885 WATCHES AND CLOCKS	399	1 887	420
634 VENEERS, PLYWOOD, ETC.	435 383	54 361	28 909	891 ARMS AND AMMUNITION	1 095	1 280	673
635 WOOD MANUFACTURES, NES	38 179	9 588	5 096	892 PRINTED MATTER	1 064	1 379	728
641 PAPER AND PAPERBOARD	625 348	74 428	39 405	893 ARTICLES, NES, OF PLASTICS	11 063	4 727	2 500
642 PAPER, PAPERBOARD, CUT ETC	56 953	11 173	5 931	894 BABY CARRIAGE, TOYS, GAMES	322	363	193
651 TEXTILE YARN	106 992	63 385	33 707	895 OFFICE, STATIONERY SUPPLS	810	1 494	792
652 COTTON FABRICS, WOVEN	24 350	17 163	9 244	896 WORKS OF ART, ANTIQUE NES	50	512	275
653 FABRICS, MAN-MADE FIBRES	10 881	5 303	2 805	897 GOLD, SILVERWARE, JEWEL NES	363	5 165	2 723
654 OTH. TEXTILE FABRIC, WOVEN	1 045	284	150	898 MUSICAL INSTRUMENTS, ETC.	58	242	121
656 TULLE, LACE, EMBROIDRY, ETC	1 349	1 822	974	899 MISC. MANUFACTRD GOODS NES	363	3 242	1 726
657 SPECIAL YARN, TXLT. FABRIC	23 991	3 473	1 800	971 GOLD, NONMONTRY EXCL ORES	6	11 469	6 097
658 TEXTILE ARTICLES NES	34 623	59 017	31 400	EXPORTS	8 519 198	3 167 465	1 689 660
659 FLOOR COVERINGS, ETC.	4 650	1 394	742	001 LIVE ANIMALS	41	919	506
661 LIME, CEMENT, CONSTR. M-TL	19 193	1 015	537	012 OTHER MEAT, MEAT OFFAL	8 003	1 254	662
662 CLAY, REFRACT. CONSTR. M-TL	9 648	977	516	022 MILK AND CREAM	82 445	29 953	15 547
663 MINERAL MANUFACTURES, NES	19 412	13 543	7 143	037 FISH ETC. PREPD, PRSVD, NES	63	64	33
664 GLASS	4 969	750	395	048 CEREAL PREPARATIONS	121 022	6 433	3 378
665 GLASSWARE	3 305	3 861	2 043	054 VEGETABLES	9 796	6 041	3 215
666 POTTERY	18 912	4 480	2 375	058 FRUIT, PRESERVED, PREPARED	140	87	44
667 PEARLS, PRECIOUS STONES	-	-	-	059 FRUIT, VEGETABLE JUICES	386	118	62
671 PIG IRON, SPIEGELEISEN, ETC	1 039 831	149 413	79 995	061 SUGARS, MOLASSES, HONEY	5 019	758	403
672 INGOTS ETC. IRON OR STEEL	285 350	23 055	12 197	071 COFFEE, COFFEE SUBSTITUTE	22	58	31
673 FLAT-ROLLED IRON ETC.	366 016	27 699	14 916	075 SPICES	91	109	59
674 FLAT-ROLLED PLATED IRON	47 471	5 735	2 954	081 ANIMAL FEED STUFF	761	720	380
675 FLAT-ROLLED, ALLOY STEEL	2 695	1 000	528	098 EDIBLE PROD. PREPRTNS, NES	637	2 721	1 454
676 IRON, STL. BAR, SHAPES ETC.	208 941	42 286	22 451	112 ALCOHOLIC BEVERAGES	32 863	9 089	4 891
677 RAILWAY TRACK IRON, STEEL	413	65	35	122 OILSEED (SFT. FIX VEG. OIL)	681	77	42
678 WIRE OF IRON OR STEEL	7 058	759	405	132 SYNTHETIC RUBBER, ETC.	34 869	17 999	9 482
679 TUBES, PIPES, ETC. IRON, STL	158 972	24 197	12 771	143 FUEL WOOD, WOOD CHARCOAL	527	255	138
681 SILVER, PLATINUM, ETC.	3	5 875	3 159	164 SYNTHETIC FIBRES	702	280	149
682 COPPER	12 097	6 497	3 343	158 158	274	1 815	135
683 NICKEL	2 135	3 168	1 647	277 NATURAL ABRASIVES, NES	14	1 852	983
684 ALUMINIUM	755 657	297 936	158 158	278 OTHER CRUDE MINERALS	11 334	1 912	1 021
686 ZINC	6 400	2 110	1 119	282 FERROUS WASTE AND SCRAP	184 853	4 327	2 364
687 TIN	61 683	98 673	52 470	285 ALUMINIUM ORE, CONCTR. ETC	7 956	1 323	700
689 MISC. NON-FERR. BASE METAL	20	156	82	291 CRUDE ANIMAL MATERIALS, NES	10 812	7 182	3 781
691 METALLIC STRUCTURES NES	248	101	51	292 CRUDE VEG. MATERIALS, NES	6 470	8 012	4 244
694 NAILS, SCREWS, NUTS, ETC.	16 163	6 310	3 341	321 COAL, NOT AGGLOMERATED	100 000	2 243	1 245
695 TOOLS	2 387	1 440	756	325 COKE, SEMI-COKE, RET. CARBN	4 901 355	100 183	53 478
696 CUTLERY	4 244	8 485	4 473	334 PETROLEUM PRODUCTS	65 833	4 878	2 575
697 HOUSEHOLD EQUIPMENT, NES	284	609	327	335 RESIDUAL PETROL. PRODUCTS	93 215	4 267	2 283
699 MANUFACT. BASE METAL, NES	5 649	6 352	3 363	411 ANIMAL OILS AND FATS	120	99	53
713 INTRNL COMBUS PSTN ENGIN	62 159	86 066	45 628	422 FIXED VEG. FAT, OILS, DTHR	27	75	38
714 ENGINES, MOTORS NON-ELECT	4	281	148	431 ANIMAL, VEG. FATS, OILS, NES	4 636	935	491
716 ROTATING ELECTRIC PLANT	3 389	2 590	1 393	511 HYDROCARBONS, NES, DERIVTS	62 251	18 152	9 638
718 OTH. POWR. GENRTNG. MACHNRY	546	482	256	512 ALCOHOL, PHENOL, ETC. DERIV	111 945	35 723	18 988
723 CIVIL ENGINEERING EQUIPT	1 290	985	5 351	513 CARBOXYLIC ACIDS, DERIVTS	58 692	21 879	11 642
724 TEXTILE, LEATHER MACHINES	5 828	10 045	5 351	514 NITROGEN-FUNCT. COMPOUNDS	94 524	118 821	62 986
725 PAPER, PULP MILL MACHINES	77	316	165	515 ORGANO-INORGANIC COMPNDS	83 897	117 588	62 438
726 PRINTING, BOOKBINDING MACHS	76	254	137	516 OTHER ORGANIC CHEMICALS	47 615	28 304	14 961
727 FOOD-PROCESS. MCH. NON DOM	222	495	270	522 INORGANIC CHEM. ELEMENTS	119 391	25 502	13 585
728 OTH. MACH. PTS, SPCL INDUST	1 074	2 079	1 120	523 METAL, SALTS, INORGAN. ACID	201 211	19 068	10 058
731 METAL REMOVAL WORK TOOLS	5 430	14 770	7 822	524 OTHER CHEMICAL COMPOUNDS	2 318	1 914	1 018
733 MACH-TOOLS, METAL-WORKING	259	371	197	525 RADIO-ACTIVE MATERIALS	-	142	73
735 PARTS, NES, FOR MACH-TOOLS	806	3 945	2 134	531 SYNTH. COLOURS, LAKES, ETC.	9 966	41 686	22 160
737 METALWORKING MACHNRY NES	546	150	78	532 DYEING, TANNING MATERIALS	15 042	3 092	1 627
741 HEATNG, COOLNG EQUIP, PART	424	846	445	533 PIGMENTS, PAINTS, ETC.	82 166	53 349	28 242
742 PUMPS FOR LIQUIDS, PARTS	11 741	41 735	22 115	541 MEDICINES, ETC. EXC. GRP542	7 047	51 681	27 364
743 PUMPS NES, CENTRIFUGS ETC	1 199	5 073	2 692	542 MEDICAMENTS	1 486	7 462	3 995
744 MECHANICAL HANDLING EQUIP	6 821	3 979	2 114	551 ESSNTL. OIL, PERFUME, FLAVR	228	994	525
745 OTH. NONELEC MCH. TOOL, NES	1 771	5 502	2 895	553 PERFUMERY, COSMETICS, ETC.	197	442	233
746 BALL OR ROLLER BEARINGS	15 254	24 178	12 828	554 SOAP, CLEANERS, POLISH, ETC	15 002	8 340	4 456
747 TAPS, COCKS, VALVES, ETC.	1 301	6 152	3 291	562 FERTILIZER, EXCEPT GRP272	844 187	19 374	10 129
748 TRANSMISSIONS SHAFTS ETC	9 220	9 561	5 083	571 POLYMERS OF ETHYLENE	1 882	1 211	644
749 NON-ELECT MACH. PARTS, ETC	888	1 302	689	572 POLYMERS OF STYRENE	1 367	659	346
751 OFFICE MACHINES	177	814	435	573 POLYMERS, VINYL CHLORIDE	9 729	5 153	2 801
752 AUTOMATC. DATA PROC. EQUIP	26	564	298	574 POLYACETAL, POLYCARBONATE	21 944	14 041	7 497
759 PARTS, FOR OFFICE MACHINS	86	1 830	974	575 OTH. PLASTIC, PRIMARY FORM	50 081	42 905	22 784
762 RADIO-BROADCAST RECEIVER	2 718	41 267	21 861	581 PLASTIC TUBE, PIPE, HOSE	1 553	3 354	1 790
764 TELECOMM. EQUIP. PARTS NES	931	3 515	1 856	582 PLASTIC PLATE, SHEETS, ETC	10 682	14 660	7 834
771 ELECT POWR MACHNRY, PARTS	609	966	503	583 MONOFILAMENT OF PLASTICS	2 309	2 309	1 240
772 ELEC. SWITCH, RELAY, CIRCUIT	3 847	17 006	9 043	591 INSECTICIDES, ETC.	1 290	3 778	2 009
773 ELECTR DISTRIB. EQPT NES	3 039	9 895	5 184	592 STARCHES, INULIN, ETC.	1 117	1 291	689
774 ELECTRO-MEDCL. XRAY EQUIP	1	80	43	597 PREPD ADDITIVES, LIQUIDS	19 879	8 086	4 313
775 DOM. ELEC. NON-ELEC. EQUIPT	217	381	203	598 MISC. CHEMICAL PRODTS. NES	77 818	45 420	24 186
776 TRANSISTORS, VALVES, ETC.	397	9 671	5 153	611 LEATHER	2 023	5 581	2 947
778 ELECTRIC MACH. APPART. NES	8 394	17 992	9 523	613 FURSKINS, TANNED, DRESSED	66	150	77
781 PASS. MOTOR VEHCL. EX. BUS	7 544	8 290	4 440				
782 GOODS, SPCL. TRANSPORT VEH	13 153	13 123	7 016				

7 IMPORTS AND EXPORTS (SPECIAL TRADE) BY COUNTRIES OF PRODUCTION AND CONSUMPTION AND BY GROUPS OF THE SITC-REV. III 1989

GROUP DESCRIPTION	DT = 100 KG	1 000 DM	1 000 \$	GROUP DESCRIPTION	DT = 100 KG	1 000 DM	1 000 \$
621 MATERIALS OF RUBBER	3 479	3 960	2 096	851 FOOTWEAR	1 040	1 194	640
625 RUBBER TYRES, TUBES, ETC.	72	76	41	871 OPTICAL INSTRUMENTS, NES	148	7 032	3 756
629 ARTICLES OF RUBBER, NES	1 190	6 060	3 215	872 MEDICAL INSTRUMENTS NES	357	10 414	5 576
633 CORK MANUFACTURES	40	274	143	873 METERS, COUNTERS, NES	105	2 877	1 521
634 VENEERS, PLYWOOD, ETC.	307	164	88	874 MEASURE, CONTROL INSTRMNT	3 061	82 525	44 011
635 WOOD MANUFACTURES, NES	212	236	126	881 PHOTOGRAPH APPAR, ETC. NES	256	7 745	4 153
641 PAPER AND PAPERBOARD	18 680	9 443	5 054	882 PHOTO. CINEMATOGRPH. SUPPL	3 267	6 240	3 300
642 PAPER, PAPERBOARD, CUT ETC	2 366	2 309	1 240	884 OPTICAL GOODS NES	19	2 501	1 310
651 TEXTILE YARN	2 678	4 238	2 298	885 WATCHES AND CLOCKS	688	7 636	4 047
652 COTTON FABRICS, MOVEN	232	263	140	891 ARMS AND AMMUNITION	38	7 943	4 492
653 FABRICS, MAN-MADE FIBRES	321	1 007	537	892 PRINTED MATTER	4 442	7 536	4 017
654 OTH. TEXTILE FABRIC, MOVEN	2 349	2 337	1 254	893 ARTICLES, NES, OF PLASTICS	2 415	6 419	3 404
655 KNIT. CROCHET. FABRIC NES	53	103	53	894 BABY CARRIAGE, TOYS, GAMES	146	454	265
656 TULLE, LACE, EMBROIDRY, ETC	57	573	529	895 OFFICE, STATIONERY SUPPLS	389	3 753	2 009
657 SPECIAL YARN, TKTL. FABRIC	3 012	8 551	4 531	896 WORKS OF ART, ANTIQUE ETC	299	2 192	1 151
658 TEXTILE ARTICLES NES	160	346	183	897 GOLD, SILVERWARE, JEWEL NES	3	2 627	1 370
659 FLOOR COVERINGS, ETC.	166	1 271	681	898 MUSICAL INSTRUMENTS, ETC.	5 831	19 232	10 074
662 CLAY, REFRCT. CONSTR. MATRL	6 275	3 337	2 112	899 MISC MANUFACTRD GOODS NES	164	11 545	6 150
663 MINERAL MANUFACTURES, NES	7 741	12 068	6 447	951 COIN NONGOLD NONCURRENT		88	50
664 GLASS	8 530	10 368	5 508	971 GOLD, NONMONTRY EXCL ORES		1 856	991
665 GLASSWARE	1 458	1 927	1 023				
666 POTTERY	60	228	123	CHILE			
667 PEARLS, PRECIOUS STONES				IMPORTS	14 299 954	1 468 229	780 536
671 PIG IRON, SPIEGELEISN, ETC	20 986	4 499	2 383	001 LIVE ANIMALS	63	286	153
673 FLAT-ROLLED IRON ETC.	178 682	20 222	11 035	012 OTHER MEAT, MEAT OFFAL	1 898	636	332
674 FLAT-ROLLED PLATED IRON	48 810	7 350	3 975	034 FISH, FRESH, CHILLED, FROZEN	12 296	4 839	2 588
675 FLAT-ROLLED, ALLOY STEEL	77 968	31 004	16 738	036 CRUSTACEANS, MOLLUSCS ETC	808	1 131	605
676 IRON, STL. BAR, SHAPES ETC.	7 795	2 046	1 102	037 FISH ETC. PREPD, PRSVD. NES	2 832	4 817	2 574
677 RAILWAY TRACK IRON, STEEL	7 946	1 304	689	044 MAIZE UNMILLED	176	125	66
678 WIRE OF IRON OR STEEL	1 282	2 075	1 112	054 VEGETABLES	131 314	11 134	5 849
679 TUBES, PIPES, ETC. IRON, STL	84 919	20 707	10 786	055 VEGETABLES, PRPD, PRSVD. NES	2 188	1 426	752
681 SILVER, PLATINUM, ETC.	36	8 555	6 538	057 FRUIT, NUTS EXCL. OIL NUTS	824 208	149 777	78 775
682 COPPER	9 544	14 261	6 254	058 FRUIT, PRESERVED, PREPARED	8 368	2 364	1 243
683 NICKEL	1 948	12 017	11 959	059 FRUIT, VEGETABLE JUICES	811	158	84
684 ALUMINIUM	26 074	22 278	740	061 SUGARS, MOLASSES, HONEY	18 724	2 979	1 593
685 LEAD	1 432	662	375	071 COFFEE, COFFEE SUBSTITUTE	151	96	52
686 ZINC	94	134	180	075 SPICES	812	744	401
689 MISC. NON-FERR. BASE METAL	1 167	1 375	347	081 ANIMAL FEED STUFF	1 839 689	146 409	77 430
691 METALLIC STRUCTURES NES	136	338	1 099	112 ALCOHOLIC BEVERAGES	2 363	1 078	581
692 CONTAINERS, STORAGE, TRNSP	531	646	2 215	245 FUEL WOOD, WOOD CHARCOAL	2 702	169	89
693 WIRE PRODUCTS EXCL. ELECT	3 865	4 117	2 215	247 WOOD ROUGH, ROUGH SQUARED	2 203	127	67
694 NAILS, SCREWS, NUTS, ETC.	2 287	17 241	9 152	251 WOOD, SIMPLY WORKED	434 901	18 812	9 970
695 TOOLS	2 474	17 241	11 870	252 PULP AND WASTE PAPER	487 174	70 631	37 649
696 CUTLERY	21	172	4 077	258 WOOL, OTHER ANIMAL HAIR	4 934	8 694	4 644
699 MANUFACT. BASE METAL, NES	9 742	22 431	162	272 FERTILIZERS, CRUDE	31 400	1 554	830
700 CPL. IND PLANT (84/85/87)	1 028	607	6 239	281 IRON ORE, CONCENTRATES	8 115 663	60 211	32 064
711 STEAM GENER. BOILERS, ETC.	126	307	43 236	283 COPPER ORES, CONCENTRATES	244 716	37 328	20 376
712 STEAM TURBINES	584	11 939	892	287 ORE, CONCENTR. BASE METALS	11 138	9 905	5 253
713 INTERNAL COMBUS PSTN ENGIN	14 375	81 715	13 605	288 NON-FERROUS WASTE, SCRAP	2 289	836	450
714 ENGINES, MOTORS NON-ELECT	11	1 730	9 639	289 PREC. METAL ORES, CONCENTRATES	25 375	19 604	10 469
716 ROTATING ELECTRIC PLANT	11 098	25 509	9 338	291 CRUDE ANIMAL MATERIALS NES	38 499	4 999	2 661
718 OTH. POWR. GENERATING MACHNRY	7 759	18 476	6 108	292 CRUDE VEG. MATERIALS, NES	9 362	3 464	1 824
721 AGRIC. MACHINES, EX. TRACTR	488	1 768	89 668	411 ANIMAL OILS AND FATS	247 373	10 047	5 232
723 CIVIL ENGINEERING EQUIPT	4 409	11 482	11 440	512 ALCOHOL, PHENOL, ETC. DERIV	302 396	8 162	4 301
724 TEXTILE, LEATHER MACHINES	30 582	167 875	26 931	515 ORGANO-INORGANIC COMPNDS	67	142	78
725 PAPER, PULP MILL MACHINES	3 972	21 855	3 526	516 OTHER ORGANIC CHEMICALS	209	429	228
726 PRINTING, BOOKBINDING MACHS	7 878	50 845	43 018	522 INORGANIC CHEM. ELEMENTS	12 088	11 672	6 177
727 FOOD-PROCESS. MCH. NON DOM	1 470	6 586	34 908	523 METAL, SALTS, INORGAN. ACID	17 375	8 897	4 715
728 OTH. MACH. PTS, SPCL. INDUST	12 600	81 033	5 794	524 OTHER CHEMICAL COMPOUNDS	571	1 060	555
731 METAL REMOVAL WORK TOOLS	14 531	65 296	21 273	541 MEDICINES, ETC. EXC. GRP542	49	589	311
733 MACH-TOOLS, METAL-WORKING	3 544	10 999	5 869	551 ESSNTL. OIL, PERFUME, FLAVR	202	365	194
735 PARTS, NES, FOR MACH-TOOLS	5 519	39 844	553	553 PERFUMERY, COSMETICS, ETC.	15	77	42
737 METALWORKING MACHNRY NES	2 845	11 095	20 544	573 POLYMERS, VINYL CHLORIDE	750	126	64
741 HEATING, COOLING EQUIP, PART			19 300	575 OTH. PLASTIC, PRIMARY FORM	84	90	49
742 PUMPS FOR LIQUIDS, PARTS	8 672	38 716	4 790	625 RUBBER TYRES, TUBES, ETC.	92	65	35
743 PUMPS NES, CENTRIFUGS ETC	6 185	36 225	9 003	634 VENEERS, PLYWOOD, ETC.	34 883	2 183	1 158
744 MECHANICAL HANDLING EQUIP	3 308	9 077	30 862	635 WOOD MANUFACTURES, NES	244	418	220
745 OTH. NONELEC MCH, TOOL, NES	2 088	16 788	11 839	641 PAPER AND PAPERBOARD	20 337	3 196	1 706
746 BALL OR ROLLER BEARINGS	16 971	57 953	13 915	651 TEXTILE YARN	626	502	266
747 TAPS, COCKS, VALVES, ETC.	2 753	22 243	10 946	658 TEXTILE ARTICLES NES	6	71	38
748 TRANSMISSIONS SHAFTS ETC	4 725	26 148	385	666 POTTERY	355	572	306
749 NON-ELECT MACH. PARTS, ETC	2 829	20 533	6 386	671 PIG IRON, SPIEGELEISN, ETC	1 934	2 019	1 091
751 OFFICE MACHINES	60	730	3 927	681 SILVER, PLATINUM, ETC.	438	27 403	14 415
752 AUTOMATC. DATA PROC. EQUIP	230	11 894	48	682 COPPER	1 396 286	770 214	409 972
759 PARTS, FOR OFFICE MACHINS	235	7 420	88	687 TIN	154	307	160
761 TELEVISION RECEIVERS ETC		91	97	716 ROTATING ELECTRIC PLANT	9	227	121
762 RADIO-BROADCAST RECEIVER	3	170	36 162	741 HEATING, COOLING EQUIP, PART	2	380	195
763 SOUND RECORDER, PHONOGRPH	6	182	5 089	752 AUTOMATC. DATA PROC. EQUIP	3	124	66
764 TELECOMM. EQUIP. PARTS NES	1 943	67 791	37 795	764 TELECOMM. EQUIP. PARTS NES	8	82	41
771 ELECT POWR. MACHNRY, PARTS	916	9 542	2 888	821 FURNITURE, CUSHIONS, ETC.	1 164	298	155
772 ELEC. SWITCH, RELAY, CIRCUIT	7 210	71 002	13 988	831 TRUNK, SUIT-CASES, BAG, ETC	5	72	37
773 ELECTR. DISTRIBUT. EQPT NES	1 750	5 417	565	845 OTH. TEXTILE APPAREL, NES	63	616	328
774 ELECTRO-MEDCL. XRAY EQUIP	954	26 049	18 899	848 CLOTHING, NONTEXTL; HEADGEAR	40	446	237
775 DDM, ELEC. NON-ELEC. EQUIPT	98	1 061	28 357	851 FOOTWEAR	28	125	64
776 TRANSISTORS, VALVES, ETC.	506	35 328	8 076	871 OPTICAL INSTRUMENTS, NES	3	433	232
778 ELECTRIC MACH. APPART. NES	19 960	53 928	80 894	874 MEASURE, CONTROL INSTRMNT	3	453	246
781 PASS. MOTOR VEHCLS. EX. BUS	3 302	15 115	31 892	892 PRINTED MATTER	157	107	58
784 PARTS, TRACTORS, MOTOR VEH	58 611	151 883	109	896 WORKS OF ART, ANTIQUE ETC	1	147	79
785 CYCLES, MOTORCYCLES ETC.	30	59	219	897 GOLD, SILVERWARE, JEWEL NES	26	264	138
786 TRAILERS, SEMI-TRAILER, ETC	179	207	7 473	898 MUSICAL INSTRUMENTS, ETC.	2	332	171
791 RAILWAY VEHICLES, EQUIPNT	14	417	56	899 MISC MANUFACTRD GOODS NES	72	230	122
792 AIRCRAFT, ASSOCTD. EQUIPNT	396	13 276	1 679	971 GOLD, NONMONTRY EXCL ORES	303	45 473	24 602
793 SHIP, BOAT, FLOAT. STRUCTRS	18	108	34				
800 CPL. IND PLANT CHAP 90/94	152	3 171	195	EXPORTS	1 348 320	826 894	439 334
812 PLUMBING, SANITRY, EQPT. ETC	4	65	773	011 BOVINE MEAT	58	103	58
813 LIGHTING FIXTURES ETC. NES	81	377	67	022 MILK AND CREAM	13 253	4 262	2 294
821 FURNITURE, CUSHIONS, ETC.	269	1 471					
831 TRUNK, SUIT-CASES, BAG, ETC	27	97					
848 CLOTHING, NONTEXTL; HEADGEAR	26	130					

7 IMPORTS AND EXPORTS (SPECIAL TRADE) BY COUNTRIES OF PRODUCTION AND CONSUMPTION AND BY GROUPS OF THE SITC-REV. III 1989

GROUP DESCRIPTION	DT = 100 KG	1 000 DM	1 000 \$	GROUP DESCRIPTION	DT = 100 KG	1 000 DM	1 000 \$
023 BUTTER, OTHER FAT OF MILK	1 830	584	301	697 HOUSEHOLD EQUIPMENT, NES	288	443	235
046 MEAL, FLOUR OF WHEAT, MSLN	186 183	9 062	4 851	699 MANUFACT. BASE METAL, NES	9 740	10 900	5 757
054 VEGETABLES	121	73	42	700 CPL IND PLANT (84/85/87)	12 442	34 305	18 261
061 SUGARS, MOLASSES, HONEY	33 442	3 950	2 114	711 STEAM GENER. BOILERS, ETC.	154	452	238
073 CHOCOLATE, OTH. COCOA PREP	178	144	74	712 STEAM TURBINES	29	1 032	557
081 ANIMAL FEED STUFF	7 714	2 073	1 093	713 INTRNL COMBUS PSTN ENGIN	10 335	18 153	9 672
098 EDIBLE PROD. PREPRTNS, NES	131	146	77	714 ENGINES, MOTORS NON-ELECT	2	145	76
112 ALCOHOLIC BEVERAGES	3 412	926	493	716 ROTATING ELECTRIC PLANT	3 526	6 786	3 611
231 NATURAL RUBBER, ETC.	162	77	42	718 OTH. POWR. GENRTNG. MACHNRY	907	4 817	2 685
232 SYNTHETIC RUBBER, ETC.	11 529	3 294	1 741	721 AGRIC. MACHINES, EX. TRACTR	2 511	3 774	2 008
251 PULP AND WASTE PAPER	771	238	125	722 TRACTORS	807	240	126
263 COTTON	413	114	58	723 CIVIL ENGINEERING EQUIPT	10 334	17 030	9 080
266 SYNTHETIC FIBRES	32 545	12 707	6 753	724 TEXTILE, LEATHER MACHINES	5 722	21 227	11 261
267 OTHER MAN-MADE FIBRES	188	120	65	725 PAPER, PULP MILL MACHINES	857	2 658	1 402
269 WORN CLOTHING, TEXTIL. ARTL	847	264	142	726 PRINTING, BOOKBINDNG MACHS	3 322	13 875	7 451
278 OTHER CRUDE MINERALS	3 683	667	346	727 FOOD-PROCESS. MCH. NON DOM	1 734	6 580	3 436
285 ALUMINIUM ORE, CONCTR. ETC	540	64	34	728 OTH. MACH. PTS, SPCL INDUST	10 082	20 838	11 089
291 CRUDE ANIMAL MATERIALS, NES	59	67	36	731 METAL REMOVAL WORK TOOLS	3 370	2 586	1 378
292 CRUDE VEG. MATERIALS, NES	1 348	2 625	1 384	733 MACH-TOOLS, METAL-WORKING	1 149	2 085	1 059
334 PETROLEUM PRODUCTS	5 883	1 096	579	735 PARTS, NES, FOR MACH-TOOLS	276	1 139	612
335 RESIDUAL PETROL. PRODUCTS	23 438	2 503	1 311	737 METALWORKING MACHNRY NES	1 612	3 370	1 766
411 ANIMAL OILS AND FATS	119	177	94	741 HEATING, COOLING EQUIP, PART	.	.	.
431 ANIMAL, VEG. FATS, OILS, NES	4 134	806	425	742 PUMPS FOR LIQUIDS, PARTS	2 497	9 544	5 084
511 HYDROCARBONS, NES, DERIVTS	12 271	3 134	1 602	743 PUMPS NES, CENTRIFUGS ETC	3 426	9 608	5 106
512 ALCOHOL, PHENOL, ETC. DERIV	2 821	1 554	814	744 MECHANICAL HANDLING EQUIP	3 440	5 320	2 806
513 CARBOXYLIC ACIDS, DERIVTS	16 979	4 840	2 549	745 OTH. NONELEC MCH, TOOL, NES	2 762	12 625	6 763
514 NITROGEN-FUNCT. COMPOUNDS	3 182	4 328	2 284	746 BALL OF ROLLER BEARINGS	386	1 837	984
515 ORGANIC-INORGANIC COMPOUNDS	4 293	8 308	4 395	747 TAPS, COCKS, VALVES, ETC.	2 965	7 020	3 692
516 OTHER ORGANIC CHEMICALS	2 910	2 191	1 157	748 TRANSMISSIONS SHAFTS ETC	2 108	6 575	3 502
522 INORGANIC CHEM. ELEMENTS	31 657	5 897	3 105	749 NON-ELECT MACH. PARTS, ETC	582	5 862	3 088
523 METAL. SALTS, INORGAN. ACID	51 656	7 858	4 157	751 OFFICE MACHINES	520	3 194	1 712
524 OTHER CHEMICAL COMPOUNDS	2 974	1 305	673	752 AUTOMAT. DATA PROC. EQUIP	60	1 187	631
531 SYNTH. COLOURS, LAKES, ETC.	2 969	8 659	4 602	759 PARTS, FOR OFFICE MACHINES	30	554	292
532 DYEING, TANNING MATERIALS	5 136	1 591	846	762 RADIO-BROADCAST RECEIVER	15	301	291
533 PIGMENTS, PAINTS, ETC.	9 155	7 623	4 050	763 SOUND RECORDER, PHONOGRPH	15	143	73
541 MEDICINES, ETC. EXC. GRPS 42	2 066	7 638	4 038	764 TELECOMM. EQUIP. PARTS NES	560	6 537	3 442
542 MEDICAMENTS	892	6 010	3 207	771 ELECT. POWER MACHNRY PARTS	3 263	11 037	5 803
551 ESSENT. OIL, PERFUME, FLAVR	1 073	3 816	2 016	772 ELEC. SWITCH, RELAY, CIRCUIT	5 302	24 419	13 073
553 PERFUMERY, COSMETICS, ETC.	931	2 372	1 274	773 ELECTR. DISTRIB. EQPT NES	3 694	6 236	3 291
554 SOAP, CLEANERS, POLISH, ETC	28 042	9 569	5 078	774 ELECTRO-MEDCL. XRAY EQUIP	87	1 080	576
562 FERTILIZER, EXCEPT GRP 272	5 554	551	290	775 DOM. ELEC. NON-ELEC. EQUIP	3 556	6 228	3 277
571 POLYMERS OF ETHYLENE	1 633	582	306	776 TRANSISTORS, VALVES, ETC.	31	594	306
572 POLYMERS OF STYRENE	6 077	2 275	1 208	778 ELECTRIC MACH. APPART. NES	10 167	17 290	9 222
573 POLYMERS, VINYL CHLORIDE	2 466	773	411	781 PASS. MOTOR VEHCLS. EX. BUS	11 639	42 842	22 932
574 POLYACETAL, POLYCARBONATE	4 168	2 081	1 104	782 GOODS, SPCL. TRANSPORT VEH	24 372	14 879	7 944
575 OTH. PLASTIC, PPIMAPHY FORM	26 093	13 602	7 211	783 ROAD. MOTOR VEHICLES NES	3 595	2 345	1 268
581 PLASTIC TUBE, PIPE, HOSE	1 478	4 223	2 266	784 PARTS, TRACTORS, MOTOR VEH	23 823	16 524	8 743
582 PLASTIC PLATE, SHEETS, ETC	7 221	6 013	3 166	785 CYCLES, MOTORCYCLES ETC.	204	439	237
583 MONOFILAMENT OF PLASTICS	3 318	431	225	786 TRAILERS, SEMI-TRAILR, ETC	3 000	1 188	529
591 INSECTICIDES, ETC.	9 467	14 855	7 749	791 RAILWAY VEHICLES, EQUIPNT	450	694	373
592 STARCHES, INULIN, ETC.	2 429	1 305	689	792 AIRCRAFT, ASSOC'D. EQUIPNT	17	1 092	584
593 EXPLOSIVES, PYROTECHNICS	59	272	142	793 SHIP, BOAT, FLOAT, STRUCTRS	56 567	18 648	10 116
597 PREP'D ADDITIVES, LIQUIDS	7 184	2 724	1 438	811 PLUMBING, SANITRY, EQPT. ETC	500	398	211
598 MISC. CHEMICAL PRODS. NES	26 248	14 645	7 764	813 LIGHTING FIXTURES, ETC. NES	434	1 679	892
600 CPL IND PLANT CHAP 65-76	5 562	8 266	4 447	821 FURNITURE, CUSHIONS, ETC.	262	525	277
612 MANUFACT. LEATHER ETC. NES	30	78	40	831 TRUNK, SUIT-CASES, BAG, ETC	16	71	39
621 MATERIALS OF RUBBER	777	830	436	841 MEN'S, BOYS CLOTHNG, X-KNIT	11	196	98
625 RUBBER TYRES, TUBES, ETC.	1 295	915	468	842 WOMEN, GIRL CLOTHNG, X-KNIT	38	505	267
629 ARTICLES OF RUBBER, NES	1 654	2 941	1 570	845 OTHR. TEXTILE APPAREL, NES	49	536	280
633 CORK MANUFACTURES	118	944	498	846 CLOTHING ACCESSRS, FABRIC	53	223	117
635 WOOD MANUFACTURES, NES	143	74	40	848 CLOTHING, NONTEXTL; HEADGEAR	195	585	311
641 PAPER AND PAPERBOARD	27 494	11 695	6 195	851 FOOTWEAR	128	415	218
642 PAPER, PAPERBOARD, CUT ETC	12 807	4 877	2 573	871 OPTICAL INSTRUMENTS, NES	749	7 016	3 755
651 TEXTILE YARN	3 467	3 700	1 979	872 MEDICAL INSTRUMENTS NES	420	5 738	3 048
652 COTTON FABRICS, WOVEN	346	883	465	873 METERS, COUNTERS, NES	69	695	368
653 FABRICS, MAN-MADE FIBRES	646	1 984	1 044	874 MEASURE, CONTROL INSTRMNT	984	18 311	9 725
654 OTH. TEXTILE FABRIC, WOVEN	35	95	49	881 PHOTOGRAPH APPAR. ETC. NES	259	2 310	1 222
655 KNIT, CROCHET, FABRIC NES	39	96	48	882 PHOTO. CINEMATOGRPH. SUPPL	566	766	406
656 TULLE, LACE, EMBROIDRY, ETC	23	141	75	884 OPTICAL GOODS NES	69	1 636	862
657 SPECIAL YARN, TEXTL. FABRIC	7 694	6 396	3 373	885 WATCHES AND CLOCKS	135	1 353	715
658 TEXTILE ARTICLES NES	122	219	112	891 ARMS AND AMMUNITION	256	1 138	594
659 FLOOR COVERINGS, ETC.	392	466	249	892 PRINTED MATTER	773	1 576	828
661 LIME, CEMENT, CONSTR. MATRL	1 472	63	32	893 ARTICLES, NES, OF PLASTICS	9 275	7 484	3 959
662 CLAY, REFRCT. CONSTR. MATRL	132 168	17 792	9 428	894 BABY CARRIAGE, TOYS, GAMES	238	748	397
663 MINERAL MANUFACTURES, NES	4 672	3 112	1 640	895 OFFICE, STATIONERY SUPPLS	1 664	5 056	2 701
664 GLASS	402	524	270	897 GOLD, SILVERWARE, JEWEL NES	1	548	291
665 GLASSWARE	1 832	2 546	1 339	898 MUSICAL INSTRUMENTS, ETC.	168	959	505
666 POTTERY	106	167	87	899 MISC. MANUFCTRD GOODS NES	175	1 839	982
667 PEARLS, PRECIOUS STONES	.	.	.	941 COMPL. IND PLANT CHAPT 99	8 258	11 189	5 957
671 PIG IRON, SPIEGELEISEN, ETC	8 379	1 302	693				
673 FLAT-ROLLED IRON ETC.	99 255	10 459	5 573	BOLIVIA			
674 FLAT-ROLLED PLATED IRON	21 167	2 672	1 426				
675 FLAT-ROLLED, ALLOY STEEL	44 333	7 745	4 119	IMPORTS	220 608	40 052	21 234
676 IRON, STL. BAR, SHAPES ETC.	10 068	2 131	1 123				
677 RAILWAY TRACK IRON, STEEL	932	143	73	057 FRUIT, NUTS EXCL. OIL NUTS	269	145	80
678 WIRE OF IRON OR STEEL	5 122	1 290	684	071 COFFEE, COFFEE SUBSTITUTE	4 176	2 052	1 107
679 TUBES, PIPES, ETC. IRON, STL	9 034	3 287	1 724	072 COCOA	960	497	270
681 SILVER, PLATINUM, ETC.	33	395	210	081 ANIMAL FEED STUFF	21 221	832	454
682 COPPER	265	558	294	222 OILSEED(SFT. FIX VEG. OIL)	145 506	8 281	4 306
683 NICKEL	77	446	235	248 WOOD, SIMPLY WORKED	2 493	501	264
684 ALUMINIUM	14 414	10 766	5 703	287 ORE, CONCENTR. BASE METALS	40 961	4 272	2 320
685 LEAD	45	96	46	288 NON-FERROUS WASTE, SCRAP	84	125	65
686 ZINC	1 130	494	254	289 PREC. METAL ORES, CONCTRSTS	81	3 312	1 808
691 METALLIC STRUCTURES NES	28 472	5 611	2 945	522 INORGANIC CHEM. ELEMENTS	800	514	267
692 CONTAINERS, STORAGE, TRNSP	2 858	3 753	1 971	611 LEATHER	13	162	84
693 WIRE PRODUCTS EXCL. ELECT	968	1 048	553	687 TIN	3 496	5 407	2 820
694 NAILS, SCREWS, NUTS, ETC.	558	739	386	845 OTHR. TEXTILE APPAREL, NES	71	710	377
695 TOLDS	3 653	9 639	5 130	848 CLOTHING, NONTEXTL; HEADGEAR	12	291	155
696 CUTLERY	156	939	501	971 GOLD, NONMONTRY EXCL ORES	179	12 206	6 471

7 IMPORTS AND EXPORTS (SPECIAL TRADE) BY COUNTRIES OF PRODUCTION AND CONSUMPTION AND BY GROUPS OF THE SITC-REV. III 1989

GROUP DESCRIPTION	DT = 100 KG	1 000 DM	1 000 \$	GROUP DESCRIPTION	DT = 100 KG	1 000 DM	1 000 \$
EXPORTS	79 187	66 951	35 463	851 FOOTWEAR	251	357	184
001 LIVE ANIMALS	5	68	36	871 OPTICAL INSTRUMENTS,NES	57	80	41
022 MILK AND CREAM	11 900	4 280	2 312	872 MEDICAL INSTRUMENTS NES	90	398	209
081 ANIMAL FEED STUFF	438	78	43	874 MEASURE,CONTROL INSTRNT	36	880	468
112 ALCOHOLIC BEVERAGES	260	97	52	881 PHOTOGRAPH APPAR.ETC,NES	291	554	275
222 OILSEED(SFT.FIX VEG.OIL)	578	77	41	882 PHOTO.CINEMATOGRPH.SUPPL	85	359	194
232 SYNTHETIC RUBBER, ETC.	339	101	53	892 PRINTED MATTER	162	161	85
266 SYNTHETIC FIBRES	9 499	3 182	1 695	893 ARTICLES,NES,OF PLASTICS	286	288	157
292 CRUDE VEG.MATERIALS, NES	456	158	87	895 OFFICE,STATIONERY SUPPLS	49	992	522
431 ANIMAL,VEG.FATS,OILS,NES	217	75	42	899 MISC MANUFCTRD GOODS NES	212	212	103
512 ALCOHOL,PHENOL,ETC.DERIV	1 632	340	176	PARAGUAY			
513 CARBOXYLIC ACIDS,DERIVTS	329	298	159	IMPORTS	1 676 288	123 006	64 106
514 NITROGEN-FUNCT.COMPOUNDS	151	285	152	011 BOVINE MEAT	907	912	479
515 ORGANO-INORGANIC COMPNDS	84	271	141	012 OTHER MEAT, MEAT OFFAL	239	92	48
516 OTHER ORGANIC CHEMICALS	1 885	373	197	034 FISH,FRESH,CHILLED,FROZN	2	80	42
522 INORGANIC CHEM.ELEMENTS	6 442	1 522	809	054 VEGETABLES	307	147	78
523 METAL,SALTS,INORGAN.ACID	255	947	501	057 FRUIT,NUTS EXCL.OIL NUTS	460	114	61
531 SYNTH.COLOURS,LAKES,ETC.	1 919	390	209	071 COFFEE,COFFEE SUBSTITUTE	8 269	2 717	1 440
532 DYEING,TANNING MATERIALS	689	619	327	081 ANIMAL FEED STUFF	91 680	4 093	2 234
533 PIGMENTS, PAINTS, ETC.	244	1 218	642	121 TOBACCO, UNMANUFACTURED	1 013	288	155
541 MEDICINES,ETC.EXC.GRPS42	278	1 223	192	211 HIDES,SKINS(EX.FURS),RAW	1 170	292	156
542 MEDICAMENTS	50	364	114	222 OILSEED(SFT.FIX VEG.OIL)	1 472 218	82 901	42 820
551 ESSENTL.OIL,PERFUME,FLAVR	129	222	534	223 OILSEED(OTH.FIX.VEG.OIL)	16 076	1 512	853
553 PERFUMERY,COSMETICS,ETC.	2 781	1 008	30	248 WOOD, SIMPLY WORKED	553	85	46
554 SOAP,CLEANERS,POLISH,ETC	1 359	57	97	263 COTTON	62 019	17 031	8 916
562 FERTILIZER,EXCEPT GRP272	668	184	164	268 WOOD, OTHER ANIMAL HAIR	773	750	396
571 POLYMERS OF ETHYLENE	961	305	162	291 CRUDE ANIMAL MATERIALS,NES	3 806	458	245
572 POLYMERS OF STYRENE	1 204	310	958	292 CRUDE VEG.MATERIALS, NES	1 680	875	464
573 POLYMERS,VINYL CHLORIDE	8 415	1 777	355	422 FIXED VEG.FAT,OILS,OTHER	5 348	814	432
574 POLYACETAL,POLYCARBONATE	1 734	677	145	512 ALCOHOL,PHENOL,ETC.DERIV	10	78	42
575 OTH.PLASTIC,PRIMARY FORM	61	265	89	532 DYEING,TANNING MATERIALS	6 579	1 077	574
581 PLASTIC TUBE,PIPE,HOSE	124	182	268	551 ESSENTL.OIL,PERFUME,FLAVR	456	1 221	651
582 PLASTIC PLATE,SHEETS,ETC	622	503	181	611 LEATHER	347	949	510
591 INSECTICIDES, ETC.	461	338	56	612 MANUFACT.LEATHER ETC,NES	1 176	216	115
592 STARCHES,INULIN,ETC.	296	104	417	635 WOOD MANUFACTURES, NES	162	196	104
597 PREPRD ADDITIVES,LIQUIDS	1 583	795	521	652 COTTON FABRICS, WOVEN	355	86	49
598 MISC.CHEMICAL PRODS,NES	898	1 003	39	821 FURNITURE,CUSHIONS,ETC.	57	1 909	994
600 CPL IND PLANT CHAP 69-76	59	75	43	831 TRUNK,SUIT-CASES,BAG,ETC	1	168	89
621 MATERIALS OF RUBBER	94	75	129	896 WORKS OF ART,ANTIQUE ETC	327	175	
625 RUBBER TYRES,TUBES,ETC.	85	245	147	EXPORTS	53 147	67 550	35 878
629 ARTICLES OF RUBBER, NES	636	277	152	037 FISH ETC,PREPRD,PRSD,NES	48	81	43
641 PAPER AND PAPERBOARD	363	294	71	054 VEGETABLES	94	113	61
642 PAPER,PAPERBOARD,CUT ETC	561	133	207	081 ANIMAL FEED STUFF	1 059	104	55
657 SPECIAL YARN,TXTL.FABRIC	586	360	73	112 ALCOHOLIC BEVERAGES	3 713	706	373
659 FLOOR COVERINGS, ETC.	859	140	63	269 WORN CLOTHING,TEXTL,ARTL	1 138	180	97
662 CLAY,REFRCT.CONSTR.MATRL	109	108	121	274 SULPHUR,UNSTD.IRON,PYRS	2 300	99	54
663 MINERAL MANUFACTURES,NES	71	117	36	292 CRUDE VEG.MATERIALS, NES	50	106	59
665 GLASSWARE	221	139	379	512 ALCOHOL,PHENOL,ETC.DERIV	402	148	75
679 TUBES,PIPES,ETC.IRON,STL	248	239	99	513 CARBOXYLIC ACIDS,DERIVTS	1 744	352	181
682 COPPER	54	71	51	514 NITROGEN-FUNCT.COMPOUNDS	1 128	109	57
684 ALUMINIUM	1 800	714	68	515 ORGANO-INORGANIC COMPNDS	612	1 381	737
686 ZINC	217	90	598	516 OTHER ORGANIC CHEMICALS	472	281	155
691 METALLIC STRUCTURES NES	72	187	243	522 INORGANIC CHEM.ELEMENTS	371	132	69
692 CONTAINERS,STORAGE,TRNSP	284	131	282	523 METAL,SALTS,INORGAN.ACID	5 026	488	260
693 WIRE PRODUCTS EXCL.ELECT	540	1 129	586	531 SYNTH.COLOURS,LAKES,ETC.	419	858	454
695 TOOLS	15	91	330	532 DYEING,TANNING MATERIALS	201	85	46
696 CUTLERY	251	459	81	533 PIGMENTS, PAINTS, ETC.	933	554	295
699 MANUFACTS.BASE METAL,NES	2 514	10 777	596	541 MEDICINES,ETC.EXC.GRPS42	153	637	338
700 CPL IND PLANT (84/85/87)	161	516	282	542 MEDICAMENTS	156	1 263	679
711 STEAM GENER. BOILERS,ETC.	149	512	490	551 ESSENTL.OIL,PERFUME,FLAVR	104	235	125
713 INTRNL COMBUS PSTN ENGIN	5	624	495	553 PERFUMERY,COSMETICS,ETC.	1 318	1 577	844
714 ENGINES,MOTORS NON-ELECT	26	152	94	554 SOAP,CLEANERS,POLISH,ETC	2 256	635	341
716 ROTATING ELECTRIC PLANT	887	955	221	575 OTH.PLASTIC,PRIMARY FORM	3 068	1 006	533
723 CIVIL ENGINEERING EQUIPT	168	923	135	581 PLASTIC TUBE,PIPE,HOSE	52	146	77
724 TEXTILE,LEATHER MACHINES	64	177	299	582 PLASTIC PLATE,SHEETS,ETC	112	125	69
725 PAPER,PULP MILL MACHINES	186	415	99	591 INSECTICIDES, ETC.	503	989	528
726 PRINTING,BOOKBINDING MACHS	38	257	175	592 STARCHES,INULIN,ETC.	157	105	55
727 FOOD-PROCESS,MCH.NON DOM	247	569	125	597 PREPRD ADDITIVES,LIQUIDS	1 457	450	238
728 OTH.MACH.PTS,SPCL INDUST	138	189	378	598 MISC.CHEMICAL PRODS,NES	1 261	565	515
731 METAL REMOVAL WORK TOOLS	265	335	196	625 RUBBER TYRES,TUBES,ETC.	1 521	149	78
733 MACH-TOOLS,METAL-WORKING	32	237	522	629 ARTICLES OF RUBBER, NES	207	359	188
741 HEATING,COOLING EQUIP,PART	179	710	174	641 PAPER AND PAPERBOARD	282	100	52
742 PUMPS FOR LIQUIDS,PARTS	95	735	313	642 PAPER,PAPERBOARD,CUT ETC	128	90	47
743 PUMPS NES,CENTRIFUGS ETC	96	512	155	651 TEXTILE YARN	30	110	57
744 MECHANICAL HANDLING EQUIP	103	373	394	653 FABRICS,MAN-MADE FIBRES	7	89	43
745 OTH.NONELEC.MCH,TOOL,NES	149	989	270	659 FLOOR COVERINGS, ETC.	198	1 282	684
747 TAPS,COCKS,VALVES,ETC.	80	328	53	662 CLAY,REFRCT.CONSTR.MATRL	2 304	365	207
748 TRANSMISSIONS SHAFTS ETC	117	565	34	663 MINERAL MANUFACTURES,NES	137	166	89
749 NON-ELECT MACH.PARTS,ETC	50	287	376	665 GLASSWARE	261	387	209
751 OFFICE MACHINES	123	636	130	675 FLAT-ROLLED, ALLOY STEEL	76	58	31
752 AUTOMATC.DATA PROC.EQUIP	3	95	48	679 TUBES,PIPES,ETC.IRON,STL	401	65	36
759 PARTS,FOR OFFICE MACHINS	4	71	128	684 ALUMINIUM	186	557	297
764 TELECOMM.EQUIP,PARTS NES	95	735	53	691 METALLIC STRUCTURES NES	462	189	100
771 ELECT POWER MACHNY,PARTS	96	512	549	693 WIRE PRODUCTS EXCL.ELECT	1 942	1 536	787
772 ELEC.SWITCH.RELAY,CIRCUIT	72	715	61	694 NAILS,SCREWS,NUTS,ETC.	11	88	45
773 ELECTR DISTRIB,EQPT NES	185	245	361	695 TOOLS	686	1 410	746
775 DOM.ELEC.NON-ELEC.EQUIPT	134	236	696	696 CUTLERY	25	273	140
776 TRANSISTORS,VALVES,ETC.	32	93	832	697 HOUSEHOLD EQUIPMENT,NES	46	107	60
778 ELECTRIC.MACH.APPART,NES	448	1 000	2 832	699 MANUFACTS.BASE METAL,NES	211	382	207
781 PASS.MOTOR VEHCLS.EX.BUS	890	1 032	43	713 INTRNL COMBUS PSTN ENGIN	29	337	177
782 GOODS,SPCL TRANSPORT VEH	1 069	114	146	716 ROTATING ELECTRIC PLANT	30	145	80
784 PARTS,TRACTORS,MOTOR VEH	866	685	31	721 AGRIC.MACHINES,EX.TRACTR	69	150	79
792 AIRCRAFT,ASSOCTD.EQUIPNT	32	5 186	32	723 CIVIL ENGINEERING EQUIPT	517	290	157
800 CPL IND PLANT CHAP 90/94	4	78	724	724 TEXTILE,LEATHER MACHINES	197	1 030	552
813 LIGHTING FIXTURES ETC,NES	27	271					
821 FURNITURE,CUSHIONS,ETC.	44	78					
842 WOMEN,GIRL CLOTHING,XKNIT	5	63					
848 CLOTHING,NONTXTL,HEADGEAR	9	65					

7 IMPORTS AND EXPORTS (SPECIAL TRADE) BY COUNTRIES OF PRODUCTION AND CONSUMPTION AND BY GROUPS OF THE SITC-REV. III 1989

GROUP DESCRIPTION	DT = 100 KG	1 000 DM	1 000 \$	GROUP DESCRIPTION	DT = 100 KG	1 000 DM	1 000 \$
725 PAPER,PULP MILL MACHINES	48	173	97	037 FISH ETC.PREPD,PRSD,NES	150	166	89
726 PRINTING,BOOKBINDING MACHS	258	691	360	054 VEGETABLES	140	160	82
727 FOOD-PROCESS.MCH.NON DOM	26	119	63	061 SUGARS,MOLASSES,HONEY	531	98	53
728 OTH.MACH,PTS,SPCL INDUST	331	1 927	1 047	081 ANIMAL FEED STUFF	972	181	97
731 METAL REMOVAL WORK TOOLS	500	388	203	098 EDIBLE PROD.PREPRTN,NES	705	355	192
735 PARTS,NES,FOR MACH-TOOLS	7	125	68	112 ALCOHOLIC BEVERAGES	864	130	71
737 METALWORKING MACHNRY NES	44	65	37	232 SYNTHETIC RUBBERS, ETC.	6 885	2 523	1 336
741 HEATING,COOLING EQUIP,PART	9	135	72	266 SYNTHETIC FIBRES	1 385	626	331
742 PUMPS FOR LIQUIDS,PARTS	118	364	183	273 STONE, SAND AND GRAVEL	4 383	116	59
743 PUMPS NES,CENTRIFUGS ETC	90	106	55	278 OTHER CRUDE MINERALS	1 726	130	69
744 MECHANICAL HANDLING EQUIP	119	636	344	291 CRUDE ANIMAL MATERIALS,NES	345	95	50
745 OTH.NONELEC MCH,TOOL,NES	69	170	89	292 CRUDE VEG.MATERIALS,NES	376	554	296
746 BALL OR ROLLER BEARINGS	32	206	106	335 RESIDUAL PETROL PRODUCTS	5 122	1 098	585
748 TRANSMISSIONS SHAFTS ETC	20	126	67	511 HYDROCARBONS,NES,DERIVTS	644	112	60
749 NON-ELECT MACH,PARTS,ETC	65	335	179	512 ALCOHOL,PHENOL,ETC.DERIV	1 185	440	234
751 OFFICE MACHINES	9	236	127	513 CARBOXYLIC ACIDS,DERIVTS	10 697	1 755	939
752 AUTOMATC.DATA PROC.EQUIP	6	143	74	514 NITROGEN-FUNCT.COMPOUNDS	2 013	2 699	1 417
759 PARTS,FOR OFFICE MACHINS	765	13 800	7 265	515 ORGANO-INORGANIC COMPNDS	471	2 094	1 113
764 TELECOMM.EQUIP,PARTS NES	656	1 022	580	516 OTHER ORGANIC CHEMICALS	1 516	818	427
771 ELECT POWER MACHNRY,PARTS	1 279	3 452	1 829	522 INORGANIC CHEM.ELEMENTS	1 138	428	231
772 ELECT SWITCH.RELAY.CIRCUT	1 327	2 341	1 234	523 METAL,SALTS,INORGAN.ACID	16 471	1 813	962
773 ELECTR.DISTRIB.EQPT NES	10	571	311	531 SYNTH.COLOURS,LAKES,ETC.	3 434	9 211	4 887
774 ELECTRO-MEDCL.XRAY EQUIP	114	185	97	532 DYEING,TANNING MATERIALS	6 401	2 180	1 144
775 DOM.ELEC,NON-ELEC.EQUIP	13	112	60	533 PIGMENTS,PAINTS,ETC.	6 549	4 381	2 319
776 TRANSISTORS,VALVES,ETC.	305	646	335	541 MEDICINES,ETC.EXC.GRP542	259	3 649	1 939
778 ELECTRIC.MACH.APPLRT,NES	1 619	5 128	2 747	542 MEDICAMENTS	284	2 094	1 105
781 PASS.MOTOR VEHCLS.EX.BUS	360	686	359	551 ESSENTIAL OIL,PERFUME,FLAVR	65	395	211
782 GOODS,SPCL TRANSPORT VEH	272	421	224	553 PERFUMERY,COSMETICS,ETC.	172	291	150
783 ROAD MOTOR VEHICLES NES	683	2 586	1 382	554 SOAP,CLEANERS,POLISH,ETC	7 287	2 598	1 375
784 PARTS,TRACTORS,MOTOR VEH	17	82	44	562 FERTILIZER,EXCEPT GRP272	45 194	1 252	655
785 CYCLES,MOTORCYCLES ETC	12	65	30	571 POLYMERS OF ETHYLENE	745	156	82
842 WOMEN,GIRL CLOTHING,XKNIT	133	133	68	572 POLYMERS OF STYRENE	293	57	33
846 CLOTHING ACCESSRS,FABRIC	235	586	314	573 POLYMERS,VINYL CHLORIDE	4 865	1 165	629
871 OPTICAL INSTRUMENTS,NES	34	594	301	574 POLYACETAL,POLYCARBONATE	345	263	138
872 MEDICAL INSTRUMENTS	5	110	57	575 OTH.PLASTIC,PRIMARY FORM	10 128	5 149	2 244
874 MEASURE CONTROL INSTRINT	51	71	36	581 PLASTIC TUBE,PIPE,HOSE	56	202	106
881 PHOTOGRAPH APPAR.ETC,NES	277	145	78	582 PLASTIC PLATE,SHEETS,ETC	661	473	250
882 PHOTO.CINEMATOGPH.SUPPL	4	128	68	583 MONOFILAMENT OF PLASTICS	49	563	307
884 OPTICAL GOODS NES	115	453	245	591 INSECTICIDES,ETC.	1 697	3 288	1 739
885 WATCHES AND CLOCKS	151	317	165	592 STARCHES,INULIN,ETC.	196	164	86
891 ARMS AND AMMUNITION	163	206	108	593 EXPLOSIVES,PYROTECHNICS	14	61	33
892 PRINTED MATTER	41	97	51	597 PREPRED ADDITIVES,LIQUIDS	10 375	3 043	1 615
893 ARTICLES,NES,OF PLASTICS	86	407	215	598 MISC.CHEMICAL PRODTS,NES	8 054	4 612	2 441
894 BABY CARRIAGE,TOYS,GAMES	21	722	394	611 LEATHER	42	578	292
895 OFFICE,STATIONERY SUPPLS	23	102	52	612 MANUFACT. LEATHER ETC.NES	7	58	31
896 WORKS OF ART,ANTIQUE ETC	48	141	78	613 FURSKINS,TANNED,DRESSED	41	380	194
898 MUSICAL INSTRUMENTS,ETC.	830	649	355	621 MATERIALS OF RUBBER	13	61	30
899 MISC MANUFACTRD GOODS NES				625 RUBBER TYRES,TUBES,ETC.	518	413	219
961 COIN NONGOLD NONCURRENT				629 ARTICLES OF RUBBER, NES	342	947	496
URUGUAY				641 PAPER AND PAPERBOARD	1 490	730	390
IMPORTS	396 166	209 407	111 315	642 PAPER,PAPERBOARD,CUT ETC	359	329	175
011 BOVINE MEAT	29 648	30 079	15 864	651 TEXTILE YARN	244	314	164
012 OTHER MEAT, MEAT OFFAL	28 790	16 077	8 743	652 COTTON FABRICS, WOVEN	76	153	82
017 MEAT,OFFL.PRPD,PRSD,NES	470	593	312	653 FABRICS,MAN-MADE FIBRES	51	178	93
034 FISH,FRESH,CHILLED,FROZEN	32 258	11 515	6 082	655 KNIT,CROCHET,FABRIC NES	52	97	51
042 RICE	18 930	1 679	917	657 SPECIAL YARN,TXTL.FABRIC	216	591	313
054 VEGETABLES	1 528	95	50	662 CLAY,REFRCT.CONSTR.MATRL	1 933	200	108
057 FRUIT,NUTS EXCL.OIL NUTS	15 960	1 499	788	663 MINERAL MANUFACTURES,NES	356	401	216
059 FRUIT, VEGETABLE JUICES	10 229	3 591	1 900	664 GLASS	388	59	31
061 SUGARS,MOLASSES,HONEY	26 628	4 070	2 167	665 GLASSWARE	146	209	109
081 ANIMAL FEED STUFF	67 454	3 089	1 642	666 POTTERY	37	88	48
222 OILSEED(SFT.FIX VEG.OIL)	17 052	865	471	674 FLAT-ROLLED PLATED IRON	1 886	289	155
263 COTTON	3 543	904	489	675 FLAT-ROLLED, ALLOY STEEL	4 945	1 950	1 043
268 WOOL, OTHER ANIMAL HAIR	42 861	44 615	23 750	678 WIRE OF IRON OR STEEL	112	73	40
288 NON-FERROUS WASTE,SCRAP	38	644	370	682 COPPER	118	135	70
291 CRUDE ANIMAL MATERIALS,NES	68 242	11 856	6 280	691 METALLIC STRUCTURES NES	147	80	43
292 CRUDE VEG.MATERIALS, NES	612	1 087	575	693 WIRE PRODUCTS EXCL.ELECT	520	207	109
516 OTHER ORGANIC CHEMICALS	10	291	156	694 NAILS,SCREWS,NUTS,ETC.	112	176	89
541 MEDICINES,ETC.EXC.GRP542	263	140	697	695 TOOLS	333	743	388
611 LEATHER	3 633	13 926	7 403	696 CUTLERY	14	121	63
613 FURSKINS,TANNED,DRESSED	1 647	5 600	2 959	697 HOUSEHOLD EQUIPMENT,NES	37	63	36
625 RUBBER TYRES,TUBES,ETC.	278	306	158	699 MANUFACTS.BASE METAL,NES	1 779	702	372
654 OTH.TEXTILE FABRIC,WOVEN	3 324	15 115	8 037	713 INTRNL COMBUS PSTN ENGIN	1 302	2 128	1 130
662 CLAY,REFRCT.CONSTR.MATRL	16 953	1 568	839	716 ROTATING ELECTRIC PLANT	527	1 406	755
666 POTTERY	71	221	120	721 AGRIC.MACHINES,EX.TRACTR	1 025	1 180	624
667 PEARLS,PRECIOUS STONES	84	198	107	723 CIVIL ENGINEERING EQUIPT	1 315	2 024	1 079
713 INTRNL COMBUS PSTN ENGIN	5	68	37	724 TEXTILE,LEATHER MACHINES	1 030	5 672	3 048
724 TEXTILE,LEATHER MACHINES	8	89	48	725 PAPER,PULP MILL MACHINES	43	144	77
726 PRINTING,BOOKBINDING MACHS	127	85	45	726 PRINTING,BOOKBINDING MACHS	252	1 388	720
781 PASS.MOTOR VEHCLS.EX.BUS	176	436	235	727 FOOD-PROCESS.MCH.NON DOM	85	1 074	575
831 TRUNK,SUIT-CASES,BAG,ETC	58	299	157	728 OTH.MACH,PTS,SPCL INDUST	256	1 332	714
841 MENS,BOYS CLOTHING,XKNIT	262	1 226	655	731 METAL REMOVAL WORK TOOLS	216	208	113
842 WOMEN,GIRL CLOTHING,XKNIT	52	257	136	735 PARTS,NES,FOR MACH-TOOLS	43	398	224
845 OTHR.TEXTILE APPAREL,NES	67	604	316	737 METALWORKING MACHNRY NES	31	193	103
846 CLOTHING ACCESSRS,FABRIC	16	79	42	741 HEATING,COOLING EQUIP,PART	176	904	476
848 CLOTHING,NONTXTL,HEADGEAR	2 610	30 036	15 895	742 PUMPS FOR LIQUIDS,PARTS	547	2 055	1 087
851 FOOTWEAR	483	2 596	1 362	743 PUMPS NES,CENTRIFUGS ETC	1 081	751	393
872 MEDICAL INSTRUMENTS NES	75	493	260	745 OTH.NONELEC MCH,TOOL,NES	281	1 309	703
896 WORKS OF ART,ANTIQUE ETC	4	369	201	746 BALL OR ROLLER BEARINGS	81	240	122
897 GOLD,SILVERWARE,JEWEL NES	6	98	53	747 TAPS,COCKS,VALVES,ETC.	128	512	262
899 MISC MANUFACTRD GOODS NES		69	36	748 TRANSMISSIONS SHAFTS ETC	217	844	442
EXPORTS	278 123	155 745	82 826	749 NON-ELECT MACH.PARTS,ETC	87	559	294
022 MILK AND CREAM	600	229	125	751 OFFICE MACHINES	36	149	78
				752 AUTOMATC.DATA PROC.EQUIP	1	85	35
				764 TELECOMM.EQUIP,PARTS NES	1 686	15 624	8 371
				771 ELECT POWER MACHNRY,PARTS	271	1 104	594
				772 ELECT SWITCH.RELAY.CIRCUT	325	2 429	1 312

7 IMPORTS AND EXPORTS (SPECIAL TRADE) BY COUNTRIES OF PRODUCTION AND CONSUMPTION AND BY GROUPS OF THE SITC-REV. III 1989

GROUP DESCRIPTION	DT = 100 KG	1 000 DM	1 000 \$	GROUP DESCRIPTION	DT = 100 KG	1 000 DM	1 000 \$
773 ELECTR. DISTRIB. EQUIP. NES	41	68	37	542 PAPER, PAPERBOARD, CUT ETC	7 744	1 392	744
774 ELECTRO-MEDICAL EQUIP	153	5 278	2 783	651 TEXTILE YARN	14 244	8 446	4 512
775 DOM. ELEC. NON-ELEC. EQUIP	267	681	361	652 COTTON FABRICS, WOVEN	7 551	5 048	2 654
776 TRANSISTORS, VALVES, ETC.	631	543	495	653 FABRICS, MAN-MADE FIBRES	723	258	137
778 ELECTRIC MACH. APPART. NES	246	565	512	654 OTH. TEXTILE FABRIC, WOVEN	10	58	30
781 PASS. MOTOR VEHICLES, EX. BUS	1 543	5 584	2 973	657 SPECIAL YARN, TEXT. FABRIC	23	332	183
782 GOODS, SPCL. TRANSPORT VEH	480	4 777	2 445	658 TEXTILE ARTICLES NES	866	330	174
784 PARTS, TRACTORS, MOTOR VEH	2 470	4 693	2 501	661 LIME, CEMENT, CONSTR. MATL	36 190	3 024	1 601
785 CYCLES, MOTORCYCLES ETC.	92	90	47	662 CLAY, REFRCT. CONSTR. MATL	28	85	44
786 TRAILERS, SEMI-TRAILER, ETC	73 419	6 589	3 581	666 POTTERY	293	174	92
793 SHIP, BOAT, FLOAT, STRUCTS	33	183	96	667 PEARLS, PRECIOUS STONES	316	216	116
813 LIGHTING FIXTURES ETC. NES	101	122	63	671 PIG IRON, SPIEGELEISN, ETC	103 960	5 956	3 091
821 FURNITURE, CUSHIONS, ETC.	39	136	70	672 INGOTS ETC. IRON OR STEEL	42 785	5 804	3 179
846 CLOTHING ACCESSORS, FABRIC	68	95	50	674 FLAT-ROLLED PLATED IRON	451 437	29 368	15 560
851 FOOTWEAR	4	205	106	676 IRON, STL. BAR, SHAPES ETC.	92 353	14 601	7 705
871 OPTICAL INSTRUMENTS, NES	279	1 465	781	679 TUBES, PIPES, ETC. IRON, STL	155	75	40
872 MEDICAL INSTRUMENTS NES	2	95	37	682 COPPER	111 325	46 917	24 731
873 METERS, COUNTERS, NES	113	1 566	85	684 ALUMINIUM	1 250	2 429	1 393
874 MEASURE, CONTROL INSTRMNT	19	164	43	689 MISC. NON-FERR. BASE METAL	3 852	2 624	1 393
881 PHOTOGRAPH APPAR. ETC. NES	62	290	158	691 METALLIC STRUCTURES NES	27	154	82
882 PHOTO. CINEMATOGRAPH. SUPPL	7	70	34	694 NAILS, SCREWS, NUTS, ETC.	76	129	68
884 OPTICAL GOODS NES	32	113	63	695 TOOLS	113	343	178
885 WATCHES AND CLOCKS	146	272	144	699 MANUFACT. BASE METAL NES	348	261	142
891 ARMS AND AMMUNITION	418	2 056	1 093	713 INTRNL. COMBUS. PSTN. ENGIN	5 113	4 339	2 315
892 PRINTED MATTER	117	1 434	802	716 ROTATING ELECTRIC PLANT	171	424	233
893 ARTICLES, NES, OF PLASTICS	353	865	452	725 PAPER, PULP MILL MACHINES	33	66	36
894 BABY CARRIAGE, TOYS, GAMES	5	155	71	726 PRINTING, BOOKBINDING MACHS	13	58	30
895 OFFICE, STATIONERY SUPPLS	20	142	74	728 OTH. MACH. PTS. SPCL. INDUST	8	94	52
897 GOLD, SILVERWARE, JEWEL NES	176	509	265	733 MACH-TOOLS, METAL-WORKING	68	83	48
898 MUSICAL INSTRUMENTS, ETC.				735 PARTS, NES, FOR MACH-TOOLS	35	79	42
899 MISC. MANUFACT. GOODS NES				746 BALL OR ROLLER BEARINGS	79	148	82
ARGENTINA				747 TRAPS, COCKS, VALVES, ETC.	30	135	75
IMPORTS	14 435 761	1 613 959	855 978	748 TRANSMISSION SHAFTS ETC	1 628	1 733	930
001 LIVE ANIMALS	373	850	450	749 NON-ELECT. MACH. PARTS, ETC	48	852	476
011 BOVINE MEAT	303 369	433 161	230 899	752 AUTOMAT. DATA PROC. EQUIP	20	104	55
012 OTHER MEAT, MEAT OFFAL	84 252	47 538	25 265	759 PARTS, FOR OFFICE MACHINS	33	1 504	787
017 MEAT, OFFAL, PRPD, PRSVD, NES	72 390	41 840	22 312	764 TELECOMM. EQUIP. PARTS NES	3	293	162
022 MILK AND CREAM	6 703	1 157	632	771 ELECT. POWER MACHNY. PARTS	32	203	108
034 FISH, FRESH, CHILLED, FROZEN	60 010	17 054	9 155	772 ELECT. SWITCH, RELAY, CIRCUIT	4	62	33
036 CRUSTACEANS, MOLLUSCS ETC	300	70	776	773 ELECTR. DISTRIB. EQUIP. NES	4	71	37
037 FISH ETC. PRPD, PRSVD, NES	177	295	154	778 TRANSISTORS, VALVES, ETC.	38	150	80
044 MAIZE UNMILLED	1 491 287	40 094	21 516	781 PASS. MOTOR VEHICLES, EX. BUS	112	69	37
045 OTHER CEREALS, UNMILLED	95 259	5 222	2 748	784 PARTS, TRACTORS, MOTOR VEH	3 097	1 402	753
054 VEGETABLES	28 774	5 356	2 999	782 AIRCRAFT, ASSOC. EQUIP. PART		166	86
056 VEGETABLES, PRPD, PRSVD, NES	56	355	199	821 FURNITURE, CUSHIONS, ETC.	1 820	8 214	4 353
057 FRUIT, NUTS EXCL. OIL NUTS	634 555	79 902	41 546	831 TRUNK, SUIT-CASES, BAG, ETC	123	1 106	589
058 FRUIT, PRESERVED, PREPARED	4 615	928	498	841 MEN'S BOYS CLOTHING, X-KNIT	2 054	3 392	1 795
059 FRUIT, VEGETABLE JUICES	89 876	28 576	15 154	845 OTH. TEXTILE APPAREL, NES	1 103	288	149
061 SUGARS, MOLASSES, HONEY	125 572	18 939	10 105	848 CLOTHING, NONTEXT. HEADGEAR	988	7 950	4 228
071 COFFEE, COFFEE SUBSTITUTE	219	113	62	851 FOOTWEAR	471	1 847	984
074 TEA AND MATE	17 547	4 301	2 289	872 MEDICAL INSTRUMENTS NES	1	79	41
081 ANIMAL FEED STUFF	5 939 675	239 563	126 971	874 MEASURE, CONTROL INSTRMNT	83	733	390
098 EDIBLE PROD. PREPRTNS, NES	1 356	456	251	885 WATCHES AND CLOCKS	365	691	378
112 ALCOHOLIC BEVERAGES	5 597	1 957	1 057	891 ARMS AND AMMUNITION	50	208	108
121 TOBACCO, UNMANUFACTURED	28 067	11 690	6 202	892 PRINTED MATTER	33	108	55
211 HIDES, SKINS (EX. FURS), RAW	333	212	109	894 BABY CARRIAGE, TOYS, GAMES	953	706	377
222 OILSEED (SFT. FIX. VEG. OIL)	2 376 490	156 082	82 278	895 OFFICE, STATIONERY SUPPLS	60	101	58
223 OILSEED (OTH. FIX. VEG. OIL)	977	101	52	896 WORKS OF ART, ANTIQUE ETC	13	2 175	1 160
232 SYNTHETIC RUBBER, ETC.	17 349	2 522	1 343	897 GOLD, SILVERWARE, JEWEL NES	1	124	67
245 FUEL WOOD, WOOD CHARCOAL	30 386	1 857	989	EXPORTS			
248 WOOD, SIMPLY WORKED	4 002	198	111	001 LIVE ANIMALS	76	397	215
251 PULP AND WASTE PAPER	25 383	3 365	1 832	011 BOVINE MEAT	254	234	127
263 COTTON	347 120	81 573	43 097	012 OTHER MEAT, MEAT OFFAL	106	56	30
268 WOOL, OTHER ANIMAL HAIR	47 563	43 215	22 890	036 CRUSTACEANS, MOLLUSCS ETC	134	77	40
282 FERRUS WASTE AND SCRAP	490	252	138	037 FISH ETC. PRPD, PRSVD, NES	7	125	65
288 NON-FERROUS WASTE, SCRAP	2 046	625	337	044 MAIZE UNMILLED	120	143	76
291 CRUDE ANIMAL MATERIALS, NES	84 859	11 179	5 933	048 CEREAL PREPARATIONS	298	88	50
292 CRUDE VEG. MATERIALS, NES	17 339	10 093	5 401	061 SUGARS, MOLASSES, HONEY	2 686	538	289
334 PETROLEUM PRODUCTS	21 792	913	481	075 SPICES	93	87	43
335 RESIDUAL PETROL. PRODUCTS	914 918	19 670	10 381	081 ANIMAL FEED STUFF	1 627	449	237
411 ANIMAL OILS AND FATS	517	119	64	098 EDIBLE PROD. PREPRTNS, NES	22	64	32
421 FIXED VEG. FAT, OILS, SOFT	335 837	34 285	17 976	112 ALCOHOLIC BEVERAGES	565	104	54
422 FIXED VEG. FAT, OILS, OTHER	98 466	11 198	5 862	122 TOBACCO, MANUFACTURED	156	209	111
431 ANIMAL VEG. FATS, OILS, NES	10 261	735	391	212 FURS, SKINS, RAW	3	97	50
511 HYDROCARBONS, NES, DERIVTS	372	74	41	232 SYNTHETIC RUBBER, ETC.	22 166	6 572	3 518
512 ALCOHOL, PHENOL, ETC. DERIV	5 209	896	2 740	247 WOOD ROUGH, ROUGH SQUARED	6 935	650	361
513 CARBOXYLIC ACIDS, DERIVTS	10 785	3 752	1 981	251 PULP AND WASTE PAPER	1 826	345	184
514 NITROGEN-FUNCT. COMPOUNDS	28 620	5 107	2 740	266 SYNTHETIC FIBRES	459	261	141
515 ORGANIC-INORGANIC COMPNDS	7	172	91	268 WOOL, OTHER ANIMAL HAIR	486	828	444
516 OTHER ORGANIC CHEMICALS	94	1 732	914	278 OTHER CRUDE MINERALS	16 566	5 096	2 688
522 INORGANIC CHEM. ELEMENTS	31 175	4 745	2 541	285 ALUMINIUM ORE, CONCTR. ETC	3 960	658	352
524 OTHER CHEMICAL COMPOUNDS	1 943	467	613	292 CRUDE VEG. MATERIALS, NES	3 530	2 001	1 058
531 SYNTH. COLOURS, LAKES, ETC.	417	554	4 065	321 COAL, NOT AGGLOMERATED	6 000	157	80
532 DYEING, TANNING MATERIALS	6 292	1 144	725	334 PETROLEUM PRODUCTS	1 332	277	151
541 MEDICINES, ETC. EXC. GRP542	623	7 634	3 328	335 RESIDUAL PETROL. PRODUCTS	2 318	597	321
551 ESSENT. OIL, PERFUME, FLAVOR	798	1 385	359	411 ANIMAL OILS AND FATS	50	76	39
571 POLYMERS OF ETHYLENE	24 024	4 389	73	422 FIXED VEG. FAT, OILS, OTHER	1 318	543	296
573 POLYMERS, VINYL CHLORIDE	4 443	682	2 354	431 ANIMAL, VEG. FATS, OILS, NES	524	154	82
575 OTH. PLASTIC, PRIMARY FORM	640	141	10 494	511 HYDROCARBONS, NES, DERIVTS	2 329	720	384
598 MISC. CHEMICAL PRODS. NES	30 678	4 478	1 686	512 ALCOHOL, PHENOL, ETC. DERIV	17 098	7 439	3 973
611 LEATHER	7 848	19 777	4 320	513 CARBOXYLIC ACIDS, DERIVTS	44 251	9 868	5 275
612 MANUFACT. LEATHER ETC. NES	680	3 129	2 693	514 NITROGEN-FUNCT. COMPOUNDS	17 795	27 698	14 820
613 FURSKINS, TANNED, DRESSED	639	8 173	1 261	515 ORGANIC-INORGANIC COMPNDS	17 054	29 375	15 613
625 RUBBER TYRES, TUBES, ETC.	9 540	5 029	297	516 OTHER ORGANIC CHEMICALS	9 454	7 150	3 803
634 VENEERS, PLYWOOD, ETC.	38 831	2 358					
641 PAPER AND PAPERBOARD	4 135	558					

7 IMPORTS AND EXPORTS (SPECIAL TRADE) BY COUNTRIES OF PRODUCTION AND CONSUMPTION AND BY GROUPS OF THE SITC-REV. III 1989

GROUP DESCRIPTION	DT = 100 KG	1 000 DM	1 000 \$	GROUP DESCRIPTION	DT = 100 KG	1 000 DM	1 000 \$
522 INORGANIC CHEM.ELEMENTS	17 198	3 935	2 113	774 ELECTRO-MEDCL,XRAY EQUIP	325	8 039	4 292
523 METAL. SALTS, INORGAN. ACID	50 655	7 601	4 051	775 DOM.ELEC. NON-ELEC. EQUIPT	75	291	157
524 OTHER CHEMICAL COMPOUNDS	246	678	357	776 TRANSISTORS, VALVES, ETC.	72	6 954	3 754
531 SYNTH.COLOURS, LAKES, ETC.	3 482	12 742	6 801	778 ELECTRIC. MACH. APPART. NES	6 791	9 876	5 280
532 DYEING, TANNING MATERIALS	2 161	917	484	781 PASS. MOTOR VEHCLS. EX. BUS	7 596	26 845	14 310
533 PIGMENTS, PAINTS, ETC.	16 250	10 647	5 694	782 GOODS, SPCL TRANSPORT VEH	289	382	197
541 MEDICINES, ETC. EXC. GRP542	1 185	16 523	8 848	784 PARTS, TRACTORS, MOTOR VEH	7 335	13 185	7 036
542 MEDICAMENTS	1 602	6 898	3 703	786 TRAILERS, SEMI-TRAILR, ETC	61	119	68
551 ESSNTL. OIL, PERFUME, FLAVR	328	1 119	600	791 RAILWAY VEHICLES, EQUIPNT	19	423	230
553 PERFUMERY, COSMETICS, ETC.	17	99	51	792 AIRCRAFT, ASSOCTD. EQUIPNT	4	208	114
554 SOAP, CLEANERS, POLISH, ETC	18 936	6 448	3 413	793 SHIP, BOAT, FLOAT, STRUCTRS	16	96	55
562 FERTILIZER, EXCEPT GRP272	1 201	290	152	800 CPL IND PLANT CHAP 90/94	145	6 494	3 397
571 POLYMERS OF ETHYLENE	19 588	4 892	2 588	812 PLUMBNG, SANITRY, EQPT. ETC	27	196	103
572 POLYMERS OF STYRENE	1 980	851	452	813 LIGHTNG FIXTURES ETC. NES	14	139	71
573 POLYMERS, VINYL CHLORIDE	20 724	4 152	2 224	821 FURNITURE, CUSHIONS, ETC.	178	915	486
574 POLYACETAL, POLYCARBONATE	4 871	3 007	1 605	848 CLOTHNG, NONTXTL; HEADGEAR	10	675	352
575 OTH. PLASTIC, PRIMARY FORM	34 192	19 341	10 282	851 FOOTWEAR	153	547	288
581 PLASTIC TUBE, PIPE, HOSE	224	1 324	717	871 OPTICAL INSTRUMENTS, NES	6	422	219
582 PLASTIC PLATE, SHEETS, ETC	2 590	3 215	1 713	872 MEDICAL INSTRUMENTS NES	529	4 309	2 306
591 INSECTICIDES, ETC.	6 654	12 628	6 651	873 METERS, COUNTERS, NES	24	476	253
592 STARCHES, INULIN, ETC.	908	726	378	874 MEASURE, CONTROL INSTRMNT	498	19 848	10 529
593 EXPLOSIVES, PYROTECHNICS	3	63	33	881 PHOTOGRAPH APPAR. ETC. NES	182	1 199	641
597 PREPRD ADDITIVES, LIQUIDS	9 971	3 667	1 943	882 PHOTO. CINEMATOGPH. SUPPL	5 347	6 844	3 684
598 MISC. CHEMICAL PRODS. NES	28 545	11 526	6 144	884 OPTICAL GOODS NES	9	796	429
600 CPL IND PLANT CHAP 69-76	1 259	6 074	3 095	885 WATCHES AND CLOCKS	221	2 643	1 421
613 FURSKINS, TANNED, DRESSED	29	804	426	891 ARMS AND AMMUNITION	33	306	158
621 MATERIALS OF RUBBER	611	997	530	892 PRINTED MATTER	2 511	3 665	1 959
625 RUBBER TYRES, TUBES, ETC.	186	181	99	893 ARTICLES, NES, OF PLASTICS	990	1 266	682
629 ARTICLES OF RUBBER, NES	1 772	2 809	1 476	894 BABY CARRIAGE, TOYS, GAMES	345	895	485
641 PAPER AND PAPERBOARD	4 106	2 529	1 363	895 OFFICE, STATIONERY SUPPLS	427	1 766	935
642 PAPER, PAPERBOARD, CUT ETC	2 031	1 554	824	896 WORKS OF ART, ANTIQUE ETC	2	143	75
651 TEXTILE YARN	1 476	2 041	1 086	897 GOLD, SILVERWARE, JEWEL NES	633	2 728	1 455
653 FABRICS, MAN-MADE FIBRES	48	227	127	898 MUSICAL INSTRUMENTS, ETC.	175	2 496	1 340
654 OTH. TEXTILE FABRIC, WOVEN	17	182	97	899 MISC MANUFCTRD GOODS NES	3 145	2 165	1 105
656 TULLE, LACE, EMBROIDRY, ETC	47	164	87	941 COMPL IND PLANT CHAPT 99	217	119	119
657 SPECIAL YARN, TXL. FABRIC	1 121	2 319	1 232	971 GOLD, NONMONTY EXCL ORES			
658 TEXTILE ARTICLES NES	64	142	76				
659 FLOOR COVERINGS, ETC.	3	66	34	FALKLAND IS			
662 CLAY, REFRCT. CONSTR. MATRL	41 368	18 107	9 625	IMPORTS	4 976	4 539	2 418
663 MINERAL MANUFACTURES, NES	8 690	8 948	4 756				
664 GLASS	2 587	1 406	748	268 WOOL, OTHER ANIMAL HAIR	4 612	4 463	2 379
665 GLASSWARE	329	392	213	EXPORTS	1 298	526	275
667 PEARLS, PRECIOUS STONES			674				
671 PIG IRON, SPIEGELEISEN, ETC	6 651	1 280	11 541	335 RESIDUAL PETROL. PRODUCTS	1 170	299	156
673 FLAT-ROLLED IRON ETC.	273 621	21 384	4 455	781 PASS. MOTOR VEHCLS. EX. BUS	30	97	50
674 FLAT-ROLLED PLATED IRON	36 997	4 621	2 455				
675 FLAT-ROLLED, ALLOY STEEL	20 976	8 397	4 406	CYPRUS			
676 IRON, STL. BAR, SHAPES ETC.	18 188	5 620	2 952	IMPORTS	622 056	85 749	45 687
678 WIRE OF IRON OR STEEL	579	1 129	603				
679 TUBES, PIPES, ETC. IRON, STL	10 509	3 385	1 801	054 VEGETABLES	351 837	22 152	11 648
681 SILVER, PLATINUM, ETC.	1	253	132	057 FRUIT, NUTS EXCL. OIL NUTS	162 213	14 781	7 980
682 COPPER	1 450	1 610	856	058 FRUIT, PRESERVED, PREPARED	518	87	47
683 NICKEL	248	1 188	637	059 FRUIT, VEGETABLE JUICES	7 082	1 862	987
684 ALUMINIUM	1 676	1 500	787	081 ANIMAL FEED STUFF	92	100	53
689 MISC. NON-FERR. BASE METAL	28	155	81	112 ALCOHOLIC BEVERAGES	44 458	1 956	1 060
691 METALLIC STRUCTURES NES	319	971	498	211 HIDES, SKINS (EX. FURS), RAW	183	381	203
692 CONTAINERS, STORAGE, TRNSP	481	302	165	278 OTHER CRUDE MINERALS	3 555	144	77
693 WIRE PRODUCTS EXCL. ELECT	572	586	285	282 FERROUS WASTE AND SCRAP	217	72	38
694 NAILS, SCREWS, NUTS, ETC.	299	549	1 340	283 COPPER ORES, CONCENTRATES	29 100	2 398	1 247
695 TOOLS	581	2 513	56 916	288 NON-FERROUS WASTE, SCRAP	7 768	2 589	1 385
696 CUTLERY	70	360	1 052	291 CRUDE ANIMAL MATERLS. NES	41	155	81
699 MANUFACTS. BASE METAL, NES	2 609	3 650	3 190	541 MEDICINES, ETC. EXC. GRP542	6	107	58
700 CPL IND PLANT (84/85/87)	11 095	111 589	4 764	551 ESSNTL. OIL, PERFUME, FLAVR	204	139	72
711 STEAM GENER. BOILERS, ETC.	948	1 992	7 868	611 LEATHER	51	121	65
712 STEAM TURBINES	313	5 928	3 594	651 TEXTILE YARN	136	71	37
713 INTERNAL COMBUS PSTN ENGIN	3 112	9 003	521	652 COTTON FABRICS, WOVEN	140	146	77
714 ENGINES, MOTORS NON-ELECT	2 718	14 800	624	653 FABRICS, MAN-MADE FIBRES	134	183	105
716 ROTATING ELECTRIC PLANT	1 566	6 696	162	658 TEXTILE ARTICLES NES	5 874	7 722	4 140
718 OTH. POWR. GENRTNG. MACHNRY	275	1 365	624	659 FLOOR COVERINGS, ETC.	14	116	61
721 AGRIC. MACHINES, EX. TRACTR	109	294	23 134	682 COPPER	150	238	130
723 CIVIL ENGINEERING EQUIPT	733	1 189	2 757	723 CIVIL ENGINEERING EQUIPT	140	60	33
724 TEXTILE. LEATHER MACHINES	9 403	43 116	1 180	726 PRINTNG, BOOKBINDNG MACHS	71	99	52
725 PAPER, PULP MILL MACHINES	1 593	5 196	12 303	743 PUMPS NES, CENTRIFUGS ETC	541	527	281
726 PRINTNG, BOOKBINDNG MACHS	1 280	3 259	4 717	752 AUTOMATC. DATA PROC. EQUIP	6	56	30
727 FOOD-PROCESS. MCH. NON DOM	444	2 223	1 153	784 PARTS, TRACTORS, MOTOR VEH	137	68	37
728 OTH. MACH. PTS, SPCL INDUST	3 806	23 138	1 786	792 AIRCRAFT, ASSOCTD. EQUIPNT	1	252	134
731 METAL REMOVAL WORK TOOLS	3 544	8 870	2 698	831 TRUNK, SUIT-CASES, BAG, ETC	923	821	431
733 MACH-TOOLS, METAL-WORKING	1 480	2 226	3 659	841 MENS, BOYS CLOTHNG, X-KNIT	1 383	6 269	3 330
735 PARTS, NES, FOR MACH-TOOLS	549	3 384	10 648	842 WOMEN, GIRL CLOTHNG, X-KNIT	1 428	12 431	6 686
737 METALWORKING MACHNRY NES	1 987	5 099	3 451	843 MENS, BOYS CLOTHNG, KNIT	112	541	289
741 HEATNG. COOLNG. EQUIP. PART			3 129	844 WOMEN, GIRLS CLOTHNG, KNIT	470	2 135	1 154
742 PUMPS FOR LIQUIDS, PARTS	850	6 836	3 796	845 OTHR. TEXTILE APPAREL, NES	772	2 702	1 428
743 PUMPS NES, CENTRIFUGS ETC	2 470	20 133	4 123	851 FOOTWEAR	17	91	49
744 MECHANICAL HANDLING EQUIP	3 282	5 633	1 478	874 MEASURE, CONTROL INSTRMNT	24	459	241
745 OTH. NONELEC MCH, TOOL, NES	1 037	6 648	896	882 PHOTO. CINEMATOGPH. SUPPL	1	228	121
746 BALL OR ROLLER BEARINGS	1 848	5 886	1 957	896 WORKS OF ART, ANTIQUE ETC	363	188	188
747 TAPS, COCKS, VALVES, ETC.	614	7 016	509	EXPORTS	812 323	423 025	225 368
748 TRANSMISSIONS SHAFTS ETC	1 709	7 754	105	001 LIVE ANIMALS	10	100	54
749 NON-ELECT MACH. PARTS, ETC	332	2 769	104	022 MILK AND CREAM	1 426	255	132
751 OFFICE MACHINES	177	1 152	20 250	023 BUTTER, OTHER FAT OF MILK	919	277	148
752 AUTOMATC. DATA PROC. EQUIP	148	3 685	690	024 CHEESE AND CURD	7 434	3 419	1 839
759 PARTS, FOR OFFICE MACHINES	42	968	7 474	034 FISH, FRESH, CHILLED, FROZN	486	278	147
761 TELEVISION RECEIVERS ETC	14	199	1 033	036 CRUSTACEANS, MOLLUSCS ETC	107	174	89
762 RADIO-BROADCAST RECEIVER	1	63		043 BARLEY, UNMILLED	133 727	2 415	1 319
763 SOUND RECORDER, PHONOGRPH	4	199					
764 TELECOMM. EQUIP. PARTS NES	2 783	37 836					
771 ELECT POWER MACHNRY. PARTS	107	1 298					
772 ELECT. SWITCH. RELAY. CIRCUIT	1 068	14 020					
773 ELECTR. DISTRIB. EQPT NES	1 735	1 943					

7 IMPORTS AND EXPORTS (SPECIAL TRADE) BY COUNTRIES OF PRODUCTION AND CONSUMPTION AND BY GROUPS OF THE SITC-REV. III 1989

GROUP DESCRIPTION	DT = 100 KG	1 000 DM	1 000 \$	GROUP DESCRIPTION	DT = 100 KG	1 000 DM	1 000 \$
048 CEREAL PREPARATIONS	5 791	3 903	2 087	716 ROTATING ELECTRIC PLANT	146	611	323
054 VEGETABLES	2 593	327	173	718 OTH. POWR. GENRTNG. MACHNRY	6	237	127
057 FRUIT,NUTS EXCL.DIL NUTS	423	356	188	721 AGRIC. MACHINES,EX. TRACTR	197	348	183
061 SUGARS,MOLASSES,HONEY	133 407	8 973	4 745	723 CIVIL ENGINEERING EQUIPT	1 769	2 638	1 403
062 SUGAR CONFECTIONERY	483	224	119	724 TEXTILE, LEATHER MACHINES	864	6 610	3 489
071 COFFEE,COFFEE SUBSTITUTE	672	889	473	725 PAPER,PULP MILL MACHINES	150	447	240
072 COCOA	248	65	33	726 PRINTNG,BOOKBINDNG MACHS	685	3 086	1 601
073 CHOCOLATE,OTH.COCOA PREP	341	263	137	727 FOOD-PROCESS.MCH.NON DOM	161	623	337
081 ANIMAL FEED STUFF	6 958	1 079	570	728 OTH.MACH,PTS,SPCL INDUST	1 305	3 160	1 682
091 MARGARINE AND SHORTENING	2 409	300	159	731 METAL REMOVAL WORK TOOLS	21	94	49
098 EDIBLE PROD.PREPRNTS,NES	3 303	3 028	1 601	733 MACH-TOOLS,METAL-WORKING	310	947	497
111 NON-ALCOHOL.BEVERAGE,NES	1 035	113	58	737 METALWORKING MACHNRY NES	191	309	164
112 ALCOHOLIC BEVERAGES	2 499	612	326	741 HEATNG,COOLNG EQUIP,PART	.	.	.
122 TOBACCO, MANUFACTURED	4 265	5 569	2 971	742 PUMPS FOR LIQUIDS,PARTS	537	1 510	796
232 SYNTHETIC RUBBER, ETC.	541	248	132	743 PUMPS NES,CENTRIFUGS ETC	1 060	2 392	1 267
251 PULP AND WASTE PAPER	292	74	40	744 MECHANICAL HANDLING EQUIP	727	1 320	700
269 WORN CLOTHING,TEXTL,ARTL	593	130	68	745 OTH.NONELEC MCH,TOOL,NES	1 248	5 024	2 695
278 OTHER CRUDE MINERALS	3 371	118	62	746 BALL OR ROLLER BEARINGS	17	111	59
291 CRUDE ANIMAL MATERIALS,NES	42	226	119	747 TAPS,COCKS,VALVES,ETC.	1 074	3 376	1 792
292 CRUDE VEG.MATERIALS, NES	35	71	33	748 TRANSMISSIONS SHAFTS ETC	104	610	313
322 BRIQUETTES,LIGNITE,PEAT	24 407	704	374	749 NON-ELECT MACH,PARTS,ETC	301	1 078	576
334 PETROLEUM PRODUCTS	5 916	954	501	751 OFFICE MACHINES	172	802	421
335 RESIDUAL PETROL.PRODUCTS	1 214	156	85	752 AUTOMATC.DATA PROC.EQUIP	153	2 158	1 141
421 FIXED VEG.FAT,OILS, SOFT	832	127	72	759 PARTS,FOR OFFICE MACHINS	37	668	355
431 ANIMAL,VEG.FATS,OILS,NES	2 551	505	268	761 TELEVISION RECEIVERS ETC	2 102	5 414	2 890
511 HYDROCARBONS,NES,DERIVTS	618	174	93	762 RADIO-BROADCAST RECEIVER	78	448	240
512 ALCOHOL,PHENOL,ETC.DERIV	1 480	232	124	763 SOUND RECORDER,PHONOGRPH	17	131	70
513 CARBOXYLIC ACIDS,DERIVTS	1 187	492	259	764 TELECOMM.EQUIP,PARTS NES	142	2 784	1 470
514 NITROGEN-FUNCT.COMPOUNDS	823	461	242	771 ELECT POWER MACHNRY,PARTS	116	358	187
515 ORGANO-INORGANIC COMPNDS	362	272	146	772 ELEC.SWITCH.RELAY.CIRCUIT	781	3 481	1 854
516 OTHER ORGANIC CHEMICALS	244	236	130	773 ELECTR DISTRIBT.EQPT NES	1 249	871	461
522 INORGANIC CHEM.ELEMENTS	6 346	711	377	774 ELECTRO-MODCL,XRAY EQUIP	6	258	138
523 METAL. SALTS, INORGAN. ACID	20 941	1 757	946	775 DOM.ELEC,NON-ELEC.EQUIPT	6 473	10 035	5 398
531 SYNTH.COLOURS,LAKES,ETC.	392	1 101	587	776 TRANSISTORS,VALVES,ETC.	5	418	224
533 PIGMENTS, PAINTS, ETC.	3 488	2 402	1 277	778 ELECTRIC.MACH.APPART.NES	1 550	3 250	1 725
541 MEDICINES,ETC.EXC.GRP542	354	1 278	680	781 PASS.MOTOR VEHCLS.EX.BUS	34 339	86 217	45 926
542 MEDICAMENTS	1 972	6 109	3 248	782 GOODS,SPCL TRANSPORT VEH	4 214	2 300	1 221
551 ESSNTL.OIL,PERFUME,FLAVR	305	1 253	667	783 ROAD MOTOR VEHICLES NES	1 932	2 436	1 237
553 PERFUMERY,COSMETICS,ETC.	987	1 460	767	784 PARTS,TRACTORS,MOTOR VEH	5 767	13 938	7 387
554 SOAP,CLEANERS,POLISH,ETC	16 990	4 608	2 440	786 TRAILERS,SEMI-TRAILR,ETC	1 270	478	251
562 FERTILIZER,EXCEPT GRP272	1 200	108	57	792 AIRCRAFT,ASSOCTD.EQUIPNT	17	3 543	1 900
571 POLYMERS OF ETHYLENE	9 106	1 955	1 036	793 SHIP,BD4T,FLOAT.STRUCTRS	117 704	34 601	18 855
572 POLYMERS OF STYRENE	1 157	490	270	812 PLUMBNG,SANITRY,EQPT.ETC	1 448	1 114	592
573 POLYMERS,VINYL CHLORIDE	2 205	561	300	813 LIGHTING FIXTURES ETC.NES	358	1 158	613
574 POLYACETAL,POLYCARBONATE	1 694	791	424	821 FURNITURE,CUSHIONS,ETC.	704	1 178	635
575 OTH.PLASTIC,PRIMARY FORM	4 755	2 035	1 082	831 TRUNK,SUIT-CASES,BAG,ETC	25	142	79
581 PLASTIC TUBE,PIPE,HOSE	1 021	704	381	841 MENS,BOYS CLOTHNG,X-KNIT	59	520	278
582 PLASTIC PLATE,SHEETS,ETC	3 346	2 010	1 064	842 WOMEN,GIRL CLOTHNG,XKNIT	104	918	484
583 MONOFILAMENT OF PLASTICS	60	90	48	844 WOMEN,GIRLS CLOTHNG,KNIT	2	74	33
591 INSECTICIDES, ETC.	941	1 434	756	845 OTHR.TEXTILE APPAREL,NES	47	588	304
592 STARCHES,INULIN,ETC.	11 536	1 788	962	846 CLOTHING ACCESSRS,FABRIC	86	502	263
593 EXPLOSIVES,PYROTECHNICS	203	276	150	848 CLOTHNG,NONXTL;HEADGEAR	78	275	140
597 PREPRD ADDITIVES,LIQUIDS	975	462	245	851 FOOTWEAR	285	1 029	539
598 MISC.CHEMICAL PRODTS,NES	6 549	2 834	1 496	871 OPTICAL INSTRUMENTS,NES	1	207	111
621 MATERIALS OF RUBBER	111	213	107	872 MEDICAL INSTRUMENTS NES	176	1 218	641
625 RUBBER TYRES,TUBES,ETC.	1 846	1 296	689	873 METERS,COUNTERS,NES	15	270	146
629 ARTICLES OF RUBBER, NES	164	530	279	874 MEASURE,CONTROL INSTRUMNT	103	8 560	4 528
633 CORK MANUFACTURES	13	61	34	881 PHOTOGRAPH APPAR.ETC.NES	100	827	440
634 VENEERS, PLYWOOD, ETC.	2 628	1 032	546	882 PHOTO.CINEMATOGPH.SUPPL	1 670	4 560	2 434
635 WOOD MANUFACTURES, NES	766	245	132	884 OPTICAL GOODS NES	.	731	388
641 PAPER AND PAPERBOARD	39 492	7 246	3 864	885 WATCHES AND CLOCKS	36	613	321
642 PAPER,PAPERBOARD,CUT ETC	16 282	5 229	2 782	891 ARMS AND AMMUNITION	204	488	259
651 TEXTILE YARN	672	2 016	1 062	892 PRINTED MATTER	1 028	1 335	705
652 COTTON FABRICS, MOVEN	4 715	9 474	5 015	893 ARTICLES,NES,OF PLASTICS	2 895	3 454	1 849
653 FABRICS,MAN-MADE FIBRES	2 396	7 870	4 199	894 BABY CARRIAGE,TOYS,GAMES	415	989	518
654 OTH.TEXTILE FABRIC,MOVEN	163	617	330	895 OFFICE,STATIONERY SUPPLS	891	1 587	840
655 KNIT.CROCHET.FABRIC NES	427	1 105	578	896 WORKS OF ART,ANTIQUE ETC	9	232	128
656 TULLE,LACE,EMBROIDRY.ETC	2 34	254	133	897 GOLD,SILVERWARE,JEWEL NES	8	530	272
657 SPECIAL YARN,XTL.FABRIC	2 764	3 242	1 726	898 MUSICAL INSTRUMENTS,ETC.	211	833	441
658 TEXTILE ARTICLES NES	184	758	394	899 MISC.MANUFCTRD GOODS NES	474	1 640	862
659 FLOOR COVERINGS, ETC.	189	252	135	971 GOLD,NONMONTYRY EXCL DRES	6	15 034	7 958
662 CLAY,REFRCT.CONSTR.MATRL	15 075	1 744	934				
663 MINERAL MANUFACTURES,NES	7 711	1 441	766	LEBANON			
664 GLASS	7 210	1 056	560				
665 GLASSWARE	1 893	950	503	IMPORTS	31 865	24 112	12 805
666 POTTERY	562	904	479				
667 PEARLS,PRECIOUS STONES	.	.	.	054 VEGETABLES	712	65	32
673 FLAT-ROLLED IRON ETC.	8 538	947	509	056 VEGETABLES,PRPD,PRSD,NES	1 424	172	89
674 FLAT-ROLLED PLATED IRON	25 713	4 032	2 126	098 EDIBLE PROD.PREPRNTS,NES	611	122	64
675 FLAT-ROLLED, ALLOY STEEL	163	72	38	112 ALCOHOLIC BEVERAGES	132	150	77
676 IRON, STL.BAR,SHAPES ETC.	2 099	229	119	211 HIDES,SKINS(EX.FURS),RAW	820	5 612	3 323
678 WIRE OF IRON OR STEEL	2 438	75	39	288 NON-FERROUS WASTE,SCRAP	15 863	6 782	3 096
679 TUBES,PIPES,ETC.IRON,STL	2 857	602	321	291 CRUDE ANIMAL MATERLS,NES	1 031	6 807	3 637
681 SILVER,PLATINUM,ETC.	61	2 584	1 356	625 RUBBER TYRES,TUBES,ETC.	846	745	399
682 COPPER	908	885	471	658 TEXTILE ARTICLES NES	368	139	73
683 NICKEL	77	220	118	667 PEARLS,PRECIOUS STONES	.	.	.
684 ALUMINIUM	784	884	467	684 ALUMINIUM	1 385	744	399
691 METALLIC STRUCTURES NES	1 386	824	440	686 ZINC	643	138	73
692 CONTAINERS, STORAGE,TRNSP	1 103	1 564	824	689 MISC.NON-FERR.BASE METAL	50	151	83
693 WIRE PRODUCTS EXCL.ELECT	442	253	132	691 METALLIC STRUCTURES NES	114	80	42
694 NAILS,SCREWS,NUTS,ETC.	578	629	328	696 CUTLERY	32	253	137
695 TOOLS	1 214	2 299	1 207	699 MANUFACTS.BASE METAL,NES	190	76	38
696 CUTLERY	596	2 504	1 329	728 OTH.MACH,PTS,SPCL INDUST	219	170	86
697 HOUSEHOLD EQUIPMENT,NES	1 509	2 274	1 215	752 AUTOMATC.DATA PROC.EQUIP	2	76	40
699 MANUFACTS.BASE METAL,NES	2 641	3 821	2 039	778 ELECTRIC.MACH.APPART.NES	159	244	127
711 STEAM GENER,BOILERS,ETC.	26	71	39	786 TRAILERS,SEMI-TRAILR,ETC	2 060	271	143
712 STEAM TURBINES	3	179	95	821 FURNITURE,CUSHIONS,ETC.	69	86	48
713 INTRNL COMBUS PSTN ENGIN	1 770	2 767	1 462	831 TRUNK,SUIT-CASES,BAG,ETC	10	89	48
714 ENGINES,MOTORS NON-ELECT	56	8 716	4 717	843 MENS,BOYS CLOTHING,KNIT	107	366	197

7 IMPORTS AND EXPORTS (SPECIAL TRADE) BY COUNTRIES OF PRODUCTION AND CONSUMPTION AND BY GROUPS OF THE SITC-REV. III 1989

GROUP DESCRIPTION	DT = 100 KG	1 000 DM	1 000 \$	GROUP DESCRIPTION	DT = 100 KG	1 000 DM	1 000 \$
844 WOMEN, GIRLS CLOTHNG. KNIT	106	317	170	711 STEAM GENER. BOILERS, ETC.	952	1 102	602
845 OTHR. TEXTILE APPAREL, NES	688	1 582	834	712 STEAM TURBINES	11	106	56
882 PHOTO. CINEMATOGRPH. SUPPL	161	941	518	713 INTRNL COMBUS PSTN ENGIN	1 117	2 641	1 418
892 PRINTED MATTER	197	199	109	716 ROTATING ELECTRIC PLANT	1 037	2 025	1 124
897 GOLD, SILVERWARE, JEWEL NES		481	264	721 AGRIC. MACHINES, EX. TRACTR	996	341	185
				722 TRACTORS	1 441	472	254
EXPORTS	898 184	266 150	142 619	723 CIVIL ENGINEERING EQUIPT	527	321	173
001 LIVE ANIMALS	86	133	71	724 TEXTILE, LEATHER MACHINES	424	2 445	1 298
017 MEAT, OFFL. PRPD, PRSVD, NES	269	140	75	725 PAPER, PULP MILL MACHINES	55	160	86
022 MILK AND CREAM	6 309	2 122	1 157	726 PRINTNG, BOOKBINDING MACHS	351	1 290	709
023 BUTTER, OTHER FAT OF MILK	620	255	137	727 FOOD-PROCESS. MCH. NON DOM	2	*60	33
024 CHEESE AND CURD	10 205	5 027	2 658	728 OTH. MACH. PTS, SPCL INDUST	537	1 270	679
046 MEAL, FLOUR OF WHEAT, MSLN	27 311	1 388	741	731 METAL REMOVAL WORK TOOLS	60	277	146
048 CEREAL PREPARATIONS	915	566	304	735 PARTS, NES, FOR MACH-TOOLS	17	80	43
054 VEGETABLES	2 375	186	95	741 HEATING, COOLNG EQUIP, PART	*	*	*
058 FRUIT, PRESERVED, PREPARED	376	82	43	742 PUMPS FOR LIQUIDS, PARTS	498	2 590	1 373
061 SUGARS, MOLASSES, HONEY	298 023	16 312	8 550	743 PUMPS NES, CENTRIFUGS ETC	593	1 088	587
062 SUGAR CONFECTIONERY	992	418	224	744 MECHANICAL HANDLING EQUIP	448	773	411
073 CHOCOLATE, OTH. COCOA PREP	174	106	57	745 OTH. NONELEC MCH, TOOL, NES	1 668	1 207	648
081 ANIMAL FEED STUFF	2 419	230	127	746 BALL OR ROLLER BEARINGS	84	240	127
091 MARGARINE AND SHORTENING	298	52	30	747 TAPS, COCKS, VALVES, ETC.	2 144	4 819	2 545
098 EDIBLE PROD. PREPRTNS, NES	1 443	1 076	574	748 TRANSMISSIONS SHAFTS ETC	351	1 602	858
112 ALCOHOLIC BEVERAGES	373	70	38	749 NON-ELECT MACH. PARTS, ETC	91	601	322
251 PULP AND WASTE PAPER	1 744	288	149	751 OFFICE MACHINES	146	2 878	1 577
266 SYNTHETIC FIBRES	821	232	125	752 AUTOMATC. DATA PROC. EQUIP	14	304	165
269 WORN CLOTHING, TEXTL. ARTL	15 650	2 748	1 469	759 PARTS, FOR OFFICE MACHINS	18	309	165
278 OTHER CRUDE MINERALS	2 945	631	336	761 TELEVISION RECEIVERS ETC	69	184	102
292 CRUDE VEG. MATERIALS, NES	52	93	50	762 RADIO-BROADCAST RECEIVER	5	70	37
322 BRIQUETTES, LIGNITE, PEAT	4 981	1 29	69	764 TELECOMM. EQUIP, PARTS NES	445	575	315
334 PETROLEUM PRODUCTS	8 910	1 431	766	771 ELECT POWER MACHNY, PARTS	340	190	99
335 RESIDUAL PETROL. PRODUCTS	2 351	282	155	772 ELEC. SWITCH, RELAY, CIRCUIT	169	1 087	584
421 FIXED VEG. FAT, OILS, SOFT	4 214	524	300	773 ELECTR DISTRIB. EQPT NES	38	61	31
431 ANIMAL, VEG. FATS, OILS, NES	2 568	362	199	774 ELECTRO-MECHAN. XRAY EQUIP	20	350	185
511 HYDROCARBONS, NES, DERIVTS	1 273	310	166	775 DOM. ELEC. NON-ELEC. EQUIPT	1 897	2 768	1 496
512 ALCOHOL, PHENOL, ETC. DERIV	147	68	36	776 TRANSISTORS, VALVES, ETC.	3	141	73
513 CARBOXYLIC ACIDS, DERIVTS	1 944	450	244	778 ELECTRIC MACH. APPART. NES	5 972	4 969	2 679
514 NITROGEN-FUNCT. COMPOUNDS	1 451	651	346	781 PASS. MOTOR VEHCLS. EX. BUS	183 538	59 420	31 885
515 ORGANO-INORGANIC COMPOUNDS	197	212	114	782 GOODS, SPCL TRANSPORT VEH	9 728	797	426
516 OTHER ORGANIC CHEMICALS	377	225	121	783 ROAD MOTOR VEHICLES NES	1 437	136	71
522 INORGANIC CHEM. ELEMENTS	26 752	1 200	637	784 PARTS, TRACTORS, MOTOR VEH	121 475	39 086	20 933
523 METAL SALTS, INORGAN. ACID	7 441	754	395	786 TRAILERS, SEMI-TRAILER, ETC	1 262	414	227
531 SYNTH. COLOURS, LAKES, ETC.	231	518	281	792 AIRCRAFT, ASSOC'D. EQUIPNT	91	162	90
532 DYEING, TANNING MATERIALS	936	183	101	812 PLUMBNG, SANITRY, EQPT. ETC	167	202	111
533 PIGMENTS, PAINTS, ETC.	7 550	3 233	1 751	813 LIGHTING FIXTURES ETC. NES	85	395	209
541 MEDICINES, ETC. EXC. GRP542	172	832	441	821 FURNITURE, CUSHIONS, ETC.	3 128	2 291	1 228
542 MEDICAMENTS	917	5 984	3 214	831 TRUNK, SUIT-CASES, BAG, ETC	46	115	59
551 ESSENT. OIL, PERFUME, FLAVR	458	1 385	738	841 MEHS, BOYS CLOTHING, X-KNIT	181	2 470	1 318
553 PERFUMERY, COSMETICS, ETC.	3 950	3 333	1 767	842 WOMEN, GIRL CLOTHNG, XKNIT	122	2 995	1 597
554 SOAP, CLEANERS, POLISH, ETC	7 530	2 429	1 299	843 MEHS, BOYS CLOTHING, KNIT	12	117	60
562 FERTILIZER, EXCEPT GRP272	2 196	185	98	844 WOMEN, GIRLS CLOTHNG. KNIT	27	633	347
571 POLYMERS OF ETHYLENE	2 130	460	247	845 OTHR. TEXTILE APPAREL, NES	184	2 006	1 057
572 POLYMERS OF STYRENE	295	80	42	846 CLOTHING ACCESSRS, FABRIC	43	275	146
573 POLYMERS, VINYL CHLORIDE	1 601	409	216	848 CLOTHNG, NONTXL; HEADGEAR	87	412	222
574 POLYACETAL, POLYCARBONATE	396	170	81	851 FOOTWEAR	163	525	281
575 OTH. PLASTIC, PRIMARY FORM	4 638	1 486	799	871 OPTICAL INSTRUMENTS, NES	3	136	72
581 PLASTIC TUBE, PIPE, HOSE	351	193	102	872 MEDICAL INSTRUMENTS NES	201	3 368	1 874
582 PLASTIC PLATE, SHEETS, ETC	1 964	1 144	611	874 MEASURE, CONTROL INSTRINT	145	1 343	711
591 INSECTICIDES, ETC.	1 684	1 213	648	881 PHOTOGRAPH APPAR. ETC. NES	23	496	261
592 STARCHES, INULIN, ETC.	1 580	841	448	882 PHOTO. CINEMATOGRPH. SUPPL	1 666	2 569	1 377
597 PREPRD ADDITIVES, LIQUIDS	1 726	637	336	884 OPTICAL GOODS NES	31	253	138
598 MISC. CHEMICAL PRODS. NES	3 990	1 598	855	885 WATCHES AND CLOCKS	9	162	87
621 MATERIALS OF RUBBER	148	133	68	891 ARMS AND AMMUNITION	180	159	82
625 RUBBER TYRES, TUBES, ETC.	6 258	844	448	892 PRINTED MATTER	510	1 219	657
629 ARTICLES OF RUBBER, NES	145	254	136	893 ARTICLES, NES, OF PLASTICS	555	819	438
634 VENEERS, PLYWOOD, ETC.	731	427	230	894 BABY CARRIAGE, TOYS, GAMES	282	490	262
635 WOOD MANUFACTURES, NES	183	114	62	895 OFFICE, STATIONERY SUPPLS	451	764	401
641 PAPER AND PAPERBOARD	11 594	2 220	1 198	898 MUSICAL INSTRUMENTS, ETC.	101	427	235
642 PAPER, PAPERBOARD, CUT ETC	507	372	198	899 MISC MANUFCTRD GOODS NES	135	460	243
651 TEXTILE YARN	2 765	1 348	71	971 GOLD, NONMONETRY EXCL ORES	3	7 666	4 210
652 COTTON FABRICS, WOVEN	1 056	2 142	1 140				
653 FABRICS, MAN-MADE FIBRES	755	1 888	1 017	SYRIA			
654 OTH. TEXTILE FABRIC, WOVEN	71	347	187				
655 KNIT, CROCHET, FABRIC NES	145	269	143	IMPORTS	24 158 458	564 123	298 365
656 TULLE, LACE, EMBROIDRY, ETC	59	126	69	048 CEREAL PREPARATIONS	89	67	37
657 SPECIAL YARN, TXL FABRIC	2 332	1 597	862	054 VEGETABLES	8 572	990	519
658 TEXTILE ARTICLES NES	1 045	831	444	056 VEGETABLES, PRPD, PRSVD, NES	1 626	506	271
659 FLOOR COVERINGS, ETC.	262	366	197	057 FRUIT, NUTS EXCL. OIL NUTS	141	87	48
662 CLAY, REFRCT. CONSTR. MATRL	5 886	567	291	074 TEA AND MATE	131	99	54
663 MINERAL MANUFACTURES, NES	1 260	669	364	075 SPICES	184	72	39
664 GLASS	3 689	423	226	081 ANIMAL FEED STUFF	10 450	306	173
665 GLASSWARE	428	462	246	121 TOBACCO, UNMANUFACTURED	80	68	36
666 POTTERY	56	128	71	212 FURSKINS, RAW	27	72	39
667 PEARLS, PRECIOUS STONES	*	*	*	231 NATURAL RUBBER, ETC.	1 646	303	156
674 FLAT-ROLLED PLATED IRON	22 440	2 839	1 542	263 COTTON	65 896	5 919	3 149
675 FLAT-ROLLED, ALLOY STEEL	954	556	292	272 FERTILIZERS, CRUDE	107 608	1 139	591
676 IRON, STL. BAR, SHAPES ETC.	424	126	68	288 NON-FERROUS WASTE, SCRAP	1 097	377	192
679 TUBES, PIPES, ETC. IRON, STL	611	167	86	291 CRUDE ANIMAL MATERLS. NES	2 559	15 581	8 271
682 COPPER	177	226	119	333 PETROLEUM OILS, CRUDE	23 409 379	519 457	274 863
684 ALUMINIUM	924	592	318	334 PETROLEUM PRODUCTS	541 590	10 195	5 211
685 LEAD	403	55	30	651 TEXTILE YARN	1 957	1 175	624
691 METALLIC STRUCTURES NES	212	62	31	652 COTTON FABRICS, WOVEN	413	274	143
692 CONTAINERS, STORAGE, TRNSP	303	158	84	658 TEXTILE ARTICLES NES	1 122	1 324	706
693 WIRE PRODUCTS EXCL. ELECT	54	68	36	676 IRON, STL. BAR, SHAPES ETC.	189	118	63
694 NAILS, SCREWS, NUTS, ETC.	482	351	186	684 ALUMINIUM	128	221	118
695 TOOLS	858	1 332	722	694 NAILS, SCREWS, NUTS, ETC.	79	121	64
696 CUTLERY	591	2 227	1 176	716 ROTATING ELECTRIC PLANT	181	118	65
697 HOUSEHOLD EQUIPMENT, NES	242	462	249	727 FOOD-PROCESS. MCH. NON DOM	3	64	35
699 MANUFACTS. BASE METAL, NES	659	801	426	746 BALL OR ROLLER BEARINGS	69	154	79

7 IMPORTS AND EXPORTS (SPECIAL TRADE) BY COUNTRIES OF PRODUCTION AND CONSUMPTION AND BY GROUPS OF THE SITC-REV. III 1989

GROUP DESCRIPTION	DT = 100 KG	1 000 DM	1 000 \$	GROUP DESCRIPTION	DT = 100 KG	1 000 DM	1 000 \$
831 TRUNK, SUIT-CASES, BAG, ETC	78	88	48	699 MANUFACTS. BASE METAL, NES	1 711	1 172	615
842 WOMEN, GIRL CLOTHING, KNIT	40	101	52	700 CPL IND PLANT (84/85/87)	6 829	33 513	18 353
843 MENS, BOYS CLOTHING, KNIT	26	86	43	711 STEAM GENER. BOILERS, ETC.	238	210	109
844 WOMEN, GIRLS CLOTHING, KNIT	61	141	76	712 STEAM TURBINES	19	993	543
845 OTHR. TEXTILE APPAREL, NES	1 006	1 960	1 036	713 INTRNL COMBUS PSTN ENGIN	5 997	5 603	2 978
846 CLOTHING ACCESSRS, FABRIC	62	111	61	714 ENGINES, MOTORS NON-ELECT	331	247	126
874 MEASURE, CONTROL INSTRMNT	13	464	246	716 ROTATING ELECTRIC PLANT	362	1 643	850
EXPORTS	2 053 752	447 868	239 134	718 OTH. POWR. GENRTNG. MACHNRY	14	89	47
001 LIVE ANIMALS	231	733	388	721 AGRIC. MACHINES, EX. TRACTR	3 361	1 667	893
041 WHEAT, MESLIN, UNMILLED	605 240	19 472	10 120	722 TRACTORS	3 155	831	432
046 MEAL, FLOUR OF WHEAT, MSLN	448 881	19 208	10 461	723 CIVIL ENGINEERING EQUIPT	1 490	2 271	1 222
048 CEREAL PREPARATIONS	299	99	55	724 TEXTILE, LEATHER MACHINES	6 534	23 333	12 478
054 VEGETABLES	12 332	951	502	725 PAPER, PULP MILL MACHINES	287	1 235	655
056 VEGETABLES, PRPD, PRSVD, NES	365	134	71	726 PRINTNG, BOOKBINDNG MACHS	407	824	433
058 FRUIT, PRESERVED, PREPARED	346	89	49	727 FOOD-PROCESS. MCH. NON DOM	736	1 167	605
061 SUGARS, MOLASSES, HONEY	95 903	5 478	2 894	728 OTH. MACH. PTS, SPCL INDUST	2 216	5 725	3 027
072 COCOA	1 102	315	170	731 METAL REMOVAL WORK TOOLS	282	1 261	699
081 ANIMAL FEED STFT	23 344	1 803	959	733 MACH-TOOLS, METAL-WORKING	775	4 611	2 646
098 EDIBLE PROD. PREPRTNS, NES	1 062	1 021	542	735 PARTS, NES, FOR MACH-TOOLS	12	95	53
112 ALCOHOLIC BEVERAGES	766	217	114	737 METALWORKING MACHNRY NES	373	887	460
232 SYNTHETIC RUBBER, ETC.	658	188	100	741 HEATING, COOLNG EQUIP, PART	1	1	1
248 WOOD, SIMPLY WORKED	1 700	60	31	742 PUMPS FOR LIQUIDS, PARTS	1 665	4 604	2 475
251 PULP AND WASTE PAPER	8 947	599	323	743 PUMPS NES, CENTRIFUGS ETC	1 191	4 297	2 282
267 OTHER MAN-MADE FIBRES	6 338	3 987	2 038	744 MECHANICAL HANDLING EQUIP	860	2 017	1 063
278 OTHER CRUDE MINERALS	1 901	116	62	745 OTH. NONELEC MCH. TOOL, NES	389	1 625	879
291 CRUDE ANIMAL MATERLS, NES	42	121	62	746 BALL OR ROLLER BEARINGS	376	1 111	594
292 CRUDE VEG. MATERLS, NES	1 495	1 682	865	747 FAPS, COCKS, VALVES, ETC.	1 803	4 934	2 638
322 BRIQUETTES, LIGNITE, PEAT	6 676	196	103	748 TRANSMISSIONS SHAFTS ETC	1 107	3 535	1 865
325 COKE, SEMI-COKE, RET. CARBN	41 320	1 211	633	749 NON-ELECT MACH. PARTS, ETC	142	984	515
334 PETROLEUM PRODUCTS	67 190	3 260	1 865	751 OFFICE MACHINES	33	131	70
335 RESIDUAL PETROL. PRODUCTS	9 284	1 091	582	752 AUTOMATC. DATA PROC. EQUIP	46	614	328
421 FIXED VEG. FAT, OILS, SOFT	34 509	3 985	2 105	759 PARTS, FOR OFFICE MACHINS	12	292	160
491 ANIMAL, VEG. FATS, OILS, NES	7 909	1 451	764	761 TELEVISION RECEIVERS ETC	28	106	57
511 HYDROCARBONS, NES, DERIVTS	435	210	110	762 RADIO-BROADCAST RECEIVER	6	58	33
512 ALCOHOL, PHENOL, ETC. DERIV	4 132	1 247	659	764 TELECOMM. EQUIP. PARTS NES	24	909	476
513 CARBOXYLIC ACIDS, DERIVTS	3 405	1 024	539	771 ELECT POWER MACHNRY, PARTS	264	1 008	525
514 NITROGEN-FUNCT. COMPOUNDS	6 111	1 033	547	772 ELEC. SWITCH, RELAY, CIRCUIT	1 016	4 626	2 453
515 ORGANO-INORGANIC COMPNDS	2 600	1 204	626	773 ELECTR DISTRIB. EQPT NES	617	976	517
516 OTHER ORGANIC CHEMICALS	1 777	560	291	774 ELECTRO-MEDCL. XRAY EQUIP	26	339	180
522 INORGANIC CHEM. ELEMENTS	35 627	2 998	1 599	775 DOM. ELEC. NON-ELEC. EQUIPT	205	349	195
523 METAL. SALTS, INORGAN. ACID	29 285	2 332	1 268	776 TRANSISTORS, VALVES, ETC.	8	1 004	540
524 OTHER CHEMICAL COMPOUNDS	1 947	466	240	778 ELECTRIC MACH. APPART. NES	972	2 331	1 241
531 SYNTH. COLOURS, LAKES, ETC.	1 297	2 447	1 309	781 PASS. MOTOR VEHCLS. EX. BUS	12 213	52 171	27 776
532 DYEING, TANNING MATERIALS	1 950	319	167	782 GOODS, SPCL TRANSPORT VEH	5 467	5 941	3 098
533 PIGMENTS, PAINTS, ETC.	5 756	2 545	1 372	783 ROAD MOTOR VEHICLES NES	2 509	2 056	1 094
541 MEDICINES, ETC. EXC. GRP542	262	2 573	1 373	784 PARTS, TRACTORS, MOTOR VEH	18 255	9 472	5 082
542 MEDICAMENTS	698	2 932	1 538	786 TRAILERS, SEMI-TRAILR, ETC	844	407	163
551 ESSNTL. OIL, PERFUME, FLAVR	1 858	9 466	5 089	791 RAILWAY VEHICLES, EQUIPNT	50	997	525
553 PERFUMERY, COSMETICS, ETC.	135	133	67	800 CPL IND PLANT CHAP 80/94	3	70	40
554 SOAP, CLEANERS, POLISH, ETC	51 222	23 799	12 689	812 PLUMBING, SANITRY, EQPT, ETC	432	110	58
562 FERTILIZER, EXCEPT GRP272	119	102	52	813 LIGHTING FIXTURES ETC. NES	121	542	290
571 POLYMERS OF ETHYLENE	790	128	65	821 FURNITURE, CUSHIONS, ETC.	137	179	98
572 POLYMERS OF STYRENE	3 495	887	485	871 OPTICAL INSTRUMENTS, NES	1	103	55
573 POLYMERS, VINYL CHLORIDE	19 680	4 688	2 447	872 MEDICAL INSTRUMENTS NES	472	4 388	2 361
574 POLYACETAL, POLYCARBONATE	3 108	1 152	617	873 METERS, COUNTERS, NES	25	387	208
575 OTH. PLASTIC, PRIMARY FORM	14 900	4 058	2 168	874 MEASURE, CONTROL INSTRMNT	345	9 658	5 167
582 PLASTIC PLATE, SHEETS, ETC	5 583	1 698	904	881 PHOTOGRAPH APPAR. ETC. NES	19	405	214
591 INSECTICIDES, ETC.	3 146	4 934	2 614	882 PHOTO. CINEMATOGRPH. SUPPL	909	872	472
592 STARCHES, INULIN, ETC.	2 142	821	433	884 OPTICAL GOODS NES	1	82	39
593 EXPLOSIVES, PYROTECHNICS	217	298	160	885 WATCHES AND CLOCKS	5	103	57
597 PREPRD ADDITIVES, LIQUIDS	1 743	512	268	892 PRINTED MATTER	926	602	317
598 MISC. CHEMICAL PRODTD. NES	12 377	4 942	2 645	893 ARTICLES, NES, OF PLASTICS	740	6 308	3 322
600 CPL IND PLANT CHAP 69-76	1 427	1 503	811	895 OFFICE, STATIONERY SUPPLS	140	501	265
611 LEATHER	333	142	77	898 MUSICAL INSTRUMENTS, ETC.	20	91	44
621 MATERIALS OF RUBBER	1 773	614	329	899 MISC MANUFACTRD GOODS NES	700	1 551	808
625 RUBBER TYRES, TUBES, ETC.	601	218	110	941 COMPL IND PLANT CHAPT 99	575	201	111
629 ARTICLES OF RUBBER, NES	1 913	2 054	1 105	IRAQ			
634 VENEERS, PLYWOOD, ETC.	358	113	61	IMPORTS	9 607 449	279 614	149 029
635 WOOD MANUFACTURES, NES	1 227	109	57	057 FRUIT, NUTS EXCL. OIL NUTS	3 152	1 395	734
641 PAPER AND PAPERBOARD	31 983	5 807	3 135	288 NON-FERROUS WASTE, SCRAP	414	61	34
642 PAPER, PAPERBOARD, CUT ETC	601	478	263	289 PREC. METAL DRES, CONCTRIS	1	436	228
651 TEXTILE YARN	18 457	8 511	4 547	291 CRUDE ANIMAL MATERLS, NES	39	196	104
652 COTTON FABRICS, WOVEN	747	1 352	735	334 PETROLEUM OILS, CRUDE	8 627 817	216 040	115 556
653 FABRICS, MAN-MADE FIBRES	725	1 470	787	335 RESIDUAL PETROL. PRODUCTS	5 816	723	382
655 KNIT, CROCHET, FABRIC NES	380	166	90	592 MISC. CHEMICAL PRODTD. NES	952 984	29 646	15 406
657 SPECIAL YARN, TXTL. FABRIC	2 907	1 442	765	593 MISC. CHEMICAL PRODTD. NES	1 383	184	93
662 CLAY, REFRCT. CONSTR. MATRL	18 572	2 891	1 552	682 COPPER	252	123	70
663 MINERAL MANUFACTURES, NES	1 979	1 700	903	691 METALLIC STRUCTURES NES	4 338	156	79
665 GLASSWARE	8 750	5 199	2 761	695 TOOLS	14	57	31
666 POTTERY	18	57	31	714 ENGINES, MOTORS NON-ELECT	105	6 349	3 263
667 PEARLS, PRECIOUS STONES	-	-	-	718 OTH. POWR. GENRTNG. MACHNRY	1	925	495
673 FLAT-ROLLED IRON ETC.	138 105	9 075	4 884	723 CIVIL ENGINEERING EQUIPT	306	99	53
674 FLAT-ROLLED PLATED IRON	44 831	3 224	1 704	741 HEATING, COOLNG EQUIP, PART	8	166	87
675 FLAT-ROLLED, ALLOY STEEL	9 571	1 511	812	764 TELECOMM. EQUIP. PARTS NES	71	128	68
676 IRON, STL. BAR, SHAPES ETC.	25 030	2 504	1 327	771 ELECT POWER MACHNRY, PARTS	59	65	36
678 WIRE OF IRON OR STEEL	3 025	417	226	781 PASS. MOTOR VEHCLS. EX. BUS	560	210	107
679 TUBES, PIPES, ETC. IRON, STL	39 527	6 888	3 552	782 GOODS, SPCL TRANSPORT VEH	4	229	120
682 COPPER	131	115	63	971 GOLD, NONMONTRY EXCL DRES	442	242	242
684 ALUMINIUM	1 982	1 782	948	EXPORTS	4 378 542	2 199 036	1 170 858
689 MISC. NON-FERR. BASE METAL	5	58	371	001 LIVE ANIMALS	120	472	246
691 METALLIC STRUCTURES NES	1 227	699	371	011 BOVINE MEAT	16 815	4 547	2 471
692 CONTAINERS, STORAGE, TRNSP	662	1 175	627	022 MILK AND CREAM	105 596	52 473	27 948
693 WIRE PRODUCTS EXCL. ELECT	31	57	30	025 EGGS, BIRDS, YOLKS, ALBUMIN	8 273	4 390	2 315
694 NAILS, SCREWS, NUTS, ETC.	1 908	890	472				
695 TOOLS	1 589	4 564	2 420				
696 CUTLERY	33	108	57				
697 HOUSEHOLD EQUIPMENT, NES	571	318	166				

7 IMPORTS AND EXPORTS (SPECIAL TRADE) BY COUNTRIES OF PRODUCTION AND CONSUMPTION AND BY GROUPS OF THE SITC-REV. III 1989

GROUP DESCRIPTION	DT = 100 KG	1 000 DM	1 000 \$	GROUP DESCRIPTION	DT = 100 KG	1 000 DM	1 000 \$
054 VEGETABLES	84	223	114	712 STEAM TURBINES	30	880	474
058 FRUIT, PRESERVED, PREPARED	868	156	84	713 INTRNL COMBUS PSTH ENGIN	7 699	35 463	18 899
061 SUGARS, MOLASSES, HONEY	308 152	18 449	9 728	714 ENGINES, MOTORS NON-ELECT	135	16 603	8 933
072 COCOA	1 166	307	167	715 ROTATING ELECTRIC PLANT	3 622	10 417	5 661
075 SPICES	47	74	40	718 OTH. POWR. GENRTNG. MACHNRY	280	1 748	928
098 EDIBLE PROD. PREPRTNS, NES	11 791	7 497	4 025	721 AGRIC. MACHINES, EX. TRACTR	2 092	6 882	3 643
111 NON-ALCOHOL. BEVERAGE, NES	2 071	251	132	722 TRACTORS	808	2 659	1 400
112 ALCOHOLIC BEVERAGES	2 759	373	203	723 CIVIL ENGINEERING EQUIPT	15 461	34 568	18 379
122 TOBACCO, MANUFACTURED	5 540	821	431	724 TEXTILE, LEATHER MACHINES	4 489	22 351	11 905
231 NATURAL RUBBER, ETC.	200	96	52	725 PAPER, PULP MILL MACHINES	221	2 393	1 281
232 SYNTHETIC RUBBER, ETC.	761	630	327	726 PRINTNG, BOOKBINDNG MACHS	241	1 439	776
248 WOOD, SIMPLY WORKED	8 890	596	300	727 FOOD-PROCESS. MCH, NON DOM	722	3 797	2 059
266 SYNTHETIC FIBRES	17 973	6 986	3 757	728 OTH. MACH. PTS, SPCL INDUST	15 934	53 906	29 027
273 STONE, SAND AND GRAVEL	3 025	128	67	731 METAL REMOVAL WORK TOOLS	21 137	108 611	57 486
278 OTHER CRUDE MINERALS	22 749	1 523	816	733 MACH. TOOLS, METAL-WORKING	12 511	35 341	18 948
292 CRUDE VEG. MATERIALS, NES	171	361	188	735 PARTS, NES, FOR MACH-TOOLS	3 027	37 535	20 007
334 PETROLEUM PRODUCTS	11 603	3 946	2 100	737 METALWORKING MACHNRY NES	2 752	21 304	11 470
335 RESIDUAL PETROL PRODUCTS	914	219	119	741 HEATING, COOLNG EQUIP, PART			
431 ANIMAL, VEG. FATS, OILS, NES	1 616	422	224	742 PUMPS FOR LIQUIDS, PARTS	8 830	33 849	18 155
511 HYDROCARBONS, NES, DERIVTS	1 430	681	356	743 PUMPS NES, CENTRIFUGS ETC	6 906	28 361	15 249
512 ALCOHOL, PHENOL, ETC, DERIV	19 043	3 298	1 783	744 MECHANICAL HANDLING EQUIP	13 389	26 736	14 268
513 CARBOXYLIC ACIDS, DERIVTS	6 239	3 000	1 595	745 OTH. NONELEC MCH, TOOL, NES	3 418	11 954	6 366
514 NITROGEN-FUNCT. COMPOUNDS	15 209	7 574	4 109	746 BALL OR ROLLER BEARINGS	4 401	1 917	1 028
515 ORGANIC-INORGANIC COMPOUNDS	461	779	416	747 TAPS, COCKS, VALVES, ETC.	3 402	13 181	7 059
516 OTHER ORGANIC CHEMICALS	364	674	360	748 TRANSMISSIONS SHAFTS ETC	2 085	7 082	3 769
522 INORGANIC CHEM. ELEMENTS	26 745	4 957	2 608	749 NON-ELECT MACH. PARTS, ETC	4 165	15 081	8 159
523 METAL, SALTS, INORGAN. ACID	23 487	2 749	1 442	751 OFFICE MACHINES	181	708	375
524 OTHER CHEMICAL COMPOUNDS	320	381	199	752 AUTOM-TC. DATA PROC. EQUIP	77	4 739	2 557
525 RADIO-ACTIVE MATERIALS		77	41	753 PARTS, FOR OFFICE MACHINES	258	3 180	1 717
531 SYNTH. COLOURS, LAKES, ETC.	1 063	2 579	1 390	761 TELEVISION RECEIVERS ETC	15	228	121
532 DYEING, TANNING MATERIALS	4 643	1 229	645	763 SOUND RECORDER, PHONOGRAPH	32	1 311	707
533 PIGMENTS, PAINTS, ETC.	16 915	7 666	4 035	764 TELECOM. EQUIP, PARTS NES	546	19 257	10 443
541 MEDICINES, ETC. EXC. GRPS 42	416	4 617	2 457	771 ELECT. POWER MACHNRY, PARTS	6 177	9 850	5 203
542 MEDICAMENTS	9 168	26 236	13 795	772 ELECT. SWITCH, RELAY, CIRCUIT	7 128	38 345	20 392
551 ESSENT. OIL, PERFUME, FLAVR	85	570	301	773 ELECT. DISTRIB. EQPT NES	44 771	29 682	15 931
553 PERFUMERY, COSMETICS, ETC.	469	808	434	774 ELECTRO-MEDCL. XRAY EQUIP	375	12 621	6 911
554 SOAP, CLEANERS, POLISH, ETC	2 742	2 627	1 406	775 DOM. ELEC. NON-ELEC. EQUIPT	881	1 724	930
562 FERTILIZER, EXCEPT GRP 272	4 166	1 73	96	776 TRANSISTORS, VALVES, ETC.	153	4 043	2 149
571 POLYMERS OF ETHYLENE	8 075	1 588	848	778 ELECTRIC. MACH. APPART. NES	8 314	12 431	6 612
572 POLYMERS OF STYRENE	21 774	9 977	5 278	781 PASS. MOTOR VEHCL. EX. BUS	5 786	29 979	16 291
573 POLYMERS, VINYL CHLORIDE	17 304	4 921	2 636	782 GOODS, SPCL TRANSPORT VEH	21 550	34 767	18 675
574 POLYACETAL, POLYCARBONATE	8 948	4 840	2 587	783 ROAD MOTOR VEHICLES NES	15 192	23 049	12 869
575 OTH. PLASTIC, PRIMARY FORM	17 394	11 127	5 978	784 PARTS, TRACTORS, MOTOR VEH	12 647	74 192	39 320
579 PLASTIC WASTE, SCRAP ETC	600	485	271	785 TRAILERS, SEMI-TRAILR. ETC	1 709	7 472	3 872
581 PLASTIC TUBE, PIPE, HOSE	5 628	2 395	1 263	791 RAILWAY VEHICLES, EQUIPNT	3	106	56
582 PLASTIC PLATE, SHEETS, ETC	5 097	5 266	2 764	792 AIRCRAFT, ASSOCTD. EQUIPNT	18	4 847	2 547
583 MONOFILAMENT OF PLASTICS	232	615	318	793 SHIP, BOAT, FLOAT, STPUCTRS	19 013	21 183	11 324
591 INSECTICIDES, ETC.	384	371	199	800 CP, IND PLANT CHAP 90/94	119	1 009	528
592 STARCHES, INULIN, ETC.	3 990	1 426	753	811 PREFABRICATED BUILDINGS	99	190	98
597 PREPRD. ADDITIVES, LIQUIDS	8 389	5 760	3 005	812 PLUMBING, SANITRY, EQPT, ETC	1 132	1 150	613
598 MISC. CHEMICAL PRODS, NES	32 827	17 462	9 319	813 LIGHTING FIXTURES ETC. NES	482	2 084	1 107
600 CPL IND PLANT CHAP 69-76	13 762	20 553	10 852	821 FURNITURE, CUSHIONS, ETC.	2 512	3 477	1 851
621 MIXTURES OF RUBBER	3 472	5 949	3 118	841 MEN'S, BOYS CLOTHNG, X-KNIT	90	443	233
625 RUBBER TYRES, TUBES, ETC.	5 457	4 736	2 513	842 WOMEN, GRLS CLOTHNG, X-KNIT	114	562	288
629 ARTICLES OF RUBBER, NES	1 644	5 034	2 656	844 WOMEN, GRLS CLOTHNG, KNIT	36	121	65
633 CORK MANUFACTURES	432	210	111	845 OTHR. TEXTILE APPAREL, NES	39	206	111
634 VENEERS, PLYWOOD, ETC.	3 645	728	389	848 CLOTHNG, NONTEXTL; HEADGEAR	728	2 513	1 310
635 WOOD MANUFACTURES, NES	3 245	2 502	1 336	851 FOOTWEAR	57	127	64
641 PAPER AND PAPERBOARD	26 249	7 694	4 051	871 OPTICAL INSTRUMENTS, NES	22	939	498
642 PAPER, PAPERBOARD, CUT ETC	8 661	6 000	3 217	872 MEDICAL INSTRUMENTS NES	131	3 820	2 044
651 TEXTILE YARN	6 934	9 987	5 368	873 METERS, COUNTERS, NES	51	596	328
652 COTTON FABRICS, WOVEN	264	412	215	874 MEASURE, CONTROL INSTRMNT	2 117	33 820	17 938
653 FABRICS, MAN-MADE FIBRES	257	915	495	881 PHOTOGRAPH APPAR. ETC. NES	54	822	438
654 OTH. TEXTILE FABRIC, WOVEN	271	623	325	882 PHOTO. CINEMA TOGRAPH. SUPPL	4 233	7 735	4 089
655 KNIT, CROCHET, FABRIC NES	309	564	299	884 OPTICAL GOODS NES	1	372	192
656 TULLE, LACE, EMBROIDRY, ETC	432	940	492	885 WATCHES AND CLOCKS		88	48
657 SPECIAL YARN, TEXTL. FABRIC	13 973	10 762	5 691	891 ARMS AND AMMUNITION	28	438	235
658 TEXTILE ARTICLES NES	90	821	437	892 PRINTED MATTER	891	1 797	972
659 FLOOR COVERINGS, ETC.	280	201	106	893 ARTICLES, NES, OF PLASTICS	2 630	4 660	2 492
661 LIME, CEMENT, CONSTR. MATRL	10 403	324	167	894 BABY CARRIAGE, TOYS, GAMES	80	217	115
662 CLAY, REFRCT. CONSTR. MATRL	109 138	15 365	8 243	895 OFFICE, STATIONERY SUPPLS	597	2 054	1 071
663 MINERAL MANUFACTURES, NES	11 798	11 015	5 856	897 GOLD, SILVERWARE, JEWEL NES	39	937	496
664 GLASS	6 154	1 202	636	898 MUSICAL INSTRUMENTS, ETC.	93	530	285
665 GLASSWARE	1 052	2 142	1 141	899 MISC MANUFCTRD GOODS NES	189	1 810	938
666 POTTERY	62	242	133	941 COMPL IND PLANT CHAPT 99	13 769	18 335	9 653
667 PEARLS, PRECIOUS STONES							
671 PIG IRON, SPIEGELEISN, ETC	18 726	5 636	2 966	IRAN			
672 INGOTS ETC. IRON OR STEEL	151	393	198	IMPORTS	20 934 037	1 182 369	627 900
673 FLAT-ROLLED IRON ETC.	257 074	28 946	15 519	025 EGGS, BIRDS, YOLKS, ALBUMIN	90	139	76
674 FLAT-ROLLED PLATED IRON	47 426	9 271	4 958	034 FISH, FRESH, CHILLED, FROZN	50	94	52
675 FLAT-ROLLED, ALLOY STEEL	989 581	100 305	52 569	035 FISH, DRIED, SALTED, SMOKED	10	63	34
676 IRON, STL. BAR, SHAPES ETC.	143 378	18 591	9 908	036 CRUSTACEANS, MOLLUSCS ETC	1 403	957	528
678 WIRE OF IRON OR STEEL	15 547	3 389	1 771	037 FISH ETC. PREPD, PRSVD. NES	291	9 889	5 337
679 TUBES, PIPES, ETC. IRON, STL	1 225 192	232 173	122 444	054 VEGETABLES	2 536	508	264
681 SILVER, PLATINUM, ETC.	92	1 456	804	056 VEGETABLES, PRPD, PRSVD, NES	649	137	75
682 COPPER	16 811	12 066	6 190	057 FRUIT, NUTS EXCL. OIL NUTS	306 816	183 608	97 857
683 NICKEL	484	2 830	1 520	058 FRUIT, PRESERVED, PREPARED	13 215	10 228	5 493
684 ALUMINIUM	44 467	35 286	18 570	075 SPICES	7	704	376
685 LEAD	2 302	1 581	826	COTTON	38 189	1 930	1 020
686 ZINC	3 797	1 014	543	WOOL, OTHER ANIMAL HAIR	355	2 708	1 472
691 METALLIC STRUCTURES NES	124 177	36 149	19 104	STONE, SAND AND GRAVEL	3 473	93	49
692 CONTAINERS, STORAGE, TRNSP	2 363	3 797	2 054	PREC. METAL DRES, CONCTRTS		394	215
693 WIRE PRODUCTS EXCL. ELECT	7 313	2 011	1 054	CRUDE ANIMAL MATERLS. NES	7 083	30 172	16 040
694 NAILS, SCREWS, NUTS, ETC.	3 036	4 379	2 315	CRUDE VEG. MATERIALS, NES	11 533	6 444	3 395
695 TOOLS	6 044	85 688	45 859	PETROLEUM DILS, CRUDE	20 499 181	481 518	253 426
697 HOUSEHOLD EQUIPMENT, NES	77	221	114	COTTON FABRICS, WOVEN	306	185	100
699 MANUFACTS. BASE METAL, NES	50 890	43 900	23 381	TEXTILE ARTICLES NES	475	643	342
700 CPL IND PLANT (84/85/87)	57 453	195 297	104 726				
711 STEAM GENER. BOILERS, ETC.	1 470	2 427	1 296				

7 IMPORTS AND EXPORTS (SPECIAL TRADE) BY COUNTRIES OF PRODUCTION AND CONSUMPTION AND BY GROUPS OF THE SITC-REV. III 1989

GROUP DESCRIPTION	DT = 100 KG	1 000 DM	1 000 \$	GROUP DESCRIPTION	DT = 100 KG	1 000 DM	1 000 \$
659 FLOOR COVERINGS, ETC.	40 616	433 328	231 648	671 PIG IRON, SPIEGELEISN, ETC	4 337	665	353
661 LIME, CEMENT, CONSTR. MATRL	1 402	163	88	673 FLAT-ROLLED IRON ETC.	236 130	28 160	15 023
694 NAILS, SCREWS, NUTS, ETC.	324	111	61	674 FLAT-ROLLED PLATED IRON	253 056	35 524	19 195
697 HOUSEHOLD EQUIPMENT, NES	113	240	127	675 FLAT-ROLLED, ALLOY STEEL	60 809	15 161	7 974
718 OTH. POWR. GENRTNG. MACHNRY	14	602	305	676 IRON, STL. BAR, SHAPES ETC.	78 823	14 586	7 722
742 PUMPS FOR LIQUIDS, PARTS	173	243	132	677 RAILWAY TRACK IRON, STEEL	628	114	63
743 PUMPS NES, CENTRIFUGS ETC	14	150	86	678 WIRE OF IRON OR STEEL	10 159	2 244	1 169
744 MECHANICAL HANDLING EQUIP	84	96	52	679 TUBES, PIPES, ETC. IRON, STL	147 280	38 067	20 064
781 PASS. MOTOR VEHCLS. EX. BUS	28	69	38	681 SILVER, PLATINUM, ETC.	22	344	182
841 MENS, BOYS CLOTHNG. X-KNIT	329	805	433	682 COPPER	11 042	10 748	5 649
845 OTHR. TEXTILE APPAREL, NES	165	201	105	683 NICKEL	436	1 536	865
874 MEASURE, CONTROL INSTRMNT	13	238	130	684 ALUMINIUM	17 511	15 280	8 140
882 PHOTO. CINEMATOGRPH. SUPPL	8	259	135	686 ZINC	242	103	56
896 WORKS OF ART, ANTIQUE ETC	33	1 176	653	689 MISC. NON-FERR. BASE METAL	159	765	390
897 GOLD, SILVERWARE, JEWEL NES		72	38	691 METALLIC STRUCTURES NES	7 980	6 096	3 170
				692 CONTAINERS, STORAGE, TRNSP	9 924	6 609	3 564
EXPORTS	6 154 729	2 521 470	1 345 789	693 WIRE PRODUCTS EXCL. ELECT	4 341	1 977	1 045
001 LIVE ANIMALS	70	3 985	2 103	694 NAILS, SCREWS, NUTS, ETC.	2 184	2 939	1 549
011 BOVINE MEAT	43 813	16 953	9 117	695 TOOLS	12 552	50 892	27 029
023 BUTTER, OTHER FAT OF MILK	5 509	2 274	1 223	696 CUTLERY	20	91	46
024 CHEESE AND CURD	117 640	24 824	13 397	697 HOUSEHOLD EQUIPMENT, NES	522	937	492
025 EGGS, BIRDS, YOLKS, ALBUMIN	336	531	278	699 MANUFACTS. BASE METAL, NES	12 530	11 274	6 028
041 WHEAT, MESLIN, UNMILLED	2 650 416	75 483	39 110	700 CPL IND PLANT (84/85/87)	42 487	130 337	68 658
061 SUGARS, MOLASSES, HONEY	327 506	22 178	12 423	711 STEAM GENER. BOILERS, ETC.	3 544	7 135	3 787
072 COCOA	1 880	633	345	712 STEAM TURBINES	945	16 267	8 701
081 ANIMAL FEED STUFF	11 385	1 414	757	713 INTRNL COMBUS PSTN ENGIN	40 534	86 194	46 258
091 MARGARINE AND SHORTENING	5 260	1 004	543	714 ENGINES, MOTORS NON-ELECT	148	12 062	6 504
098 EDIBLE PROD. PREPRTS, NES	11 428	7 913	4 202	716 ROTATING ELECTRIC PLANT	8 611	21 410	11 450
122 TOBACCO, MANUFACTURED	10 687	14 807	8 194	717 OTH. POWR. GENRTNG. MACHNRY	727	2 947	1 576
231 NATURAL RUBBER, ETC.	1 324	513	276	721 AGRIC. MACHINES, EX. TRACTR	61 053	67 140	35 585
232 SYNTHETIC RUBBER, ETC.	9 863	3 445	1 793	723 CIVIL ENGINEERING EQUIPT	22 285	41 464	22 169
245 FUEL WOOD, WOOD CHARCOAL	627	340	181	724 TEXTILE, LEATHER MACHINES	7 879	34 731	18 497
248 WOOD, SIMPLY WORKED	406	203	106	725 PAPER, PULP MILL MACHINES	182	1 893	1 013
251 PULP AND WASTE PAPER	3 918	737	401	726 PRINTNG. BOOKBINDNG MACHS	332	3 064	1 628
266 SYNTHETIC FIBRES	41 856	15 142	8 066	727 FOOD-PROCESS. MCH. NON DOM	1 361	5 088	2 703
267 OTHER MAN-MADE FIBRES	5 788	4 519	2 641	728 OTH. MACH. PTS, SPCL INDUST	9 208	45 739	24 467
268 WOOD, OTHER ANIMAL HAIR	1 236	2 269	1 237	731 METAL REMOVAL WORK TOOLS	20 511	125 818	67 307
273 STONE, SAND AND GRAVEL	7 501	554	2 888	733 MACH-TOOLS, METAL-WORKING	10 310	33 038	17 408
278 OTHER CRUDE MINERALS	26 719	1 765	935	735 PARTS, NES, FOR MACH-TOOLS	1 160	15 172	8 048
285 ALUMINIUM ORE, CONCTR. ETC	340	67	35	737 METALWORKING MACHNRY NES	5 197	18 675	9 888
287 ORE, CONCENTR. BASE METALS	3 570	154	81	741 HEATING, COOLNG EQUIP, PART			
292 CRUDE VEG. MATERIALS, NES	282	333	178	742 PUMPS FOR LIQUIDS, PARTS	5 854	32 991	17 640
334 PETROLEUM PRODUCTS	5 186	2 198	1 168	743 PUMPS NES, CENTRIFUGS ETC	19 507	34 242	18 515
335 RESIDUAL PETROL. PRODUCTS	16 287	2 308	1 239	744 MECHANICAL HANDLING EQUIP	9 774	20 200	10 880
411 ANIMAL OILS AND FATS	33 745	3 558	1 895	745 OTH. NONELEC MCH. TOOL, NES	9 076	32 416	17 352
421 FIXED VEG. FAT, OILS, SOFT	5 484	1 074	569	746 BALL OR ROLLER BEARINGS	1 897	7 982	4 296
422 FIXED VEG. FAT, OILS, OTHER	264	62	34	747 TAPS, COCKS, VALVES, ETC.	7 900	28 614	15 227
431 ANIMAL, VEG. FATS, OILS, NES	75 448	9 815	5 292	748 TRANSMISSIONS SHAFTS ETC	5 537	22 837	12 178
511 HYDROCARBONS, NES, DERIVTS	6 983	2 197	1 150	749 NON-ELECT MACH. PARTS, ETC	3 627	14 650	7 752
512 ALCOHOL, PHENOL, ETC. DERIV	97 139	17 305	1 150	751 OFFICE MACHINES	339	1 735	925
513 CARBOXYLIC ACIDS, DERIVTS	46 459	12 821	6 827	752 AUTOMATC. DATA PROC. EQUIP	2 843	10 034	5 408
514 NITROGEN-FUNCT. COMPOUNDS	24 842	14 315	7 678	759 PARTS, FOR OFFICE MACHINS	81	1 960	1 042
515 ORGANO-INORGANIC COMPNDS	2 522	3 917	2 087	761 TELEVISION RECEIVERS ETC	169	983	527
516 OTHER ORGANIC CHEMICALS	7 863	7 002	3 766	762 RADIO-BROADCAST RECEIVER	3	62	30
522 INORGANIC CHEM. ELEMENTS	24 770	7 955	4 201	763 SOUND RECORDER, PHONOGRPH	28	502	274
523 METAL. SALTS, INORGAN. ACID	43 852	7 547	4 022	764 TELECOMM. EQUIP. PARTS NES	7 231	92 274	49 449
524 OTHER CHEMICAL COMPOUNDS	16 155	2 854	1 502	765 ELECT POWER MACHNRY, PARTS	3 288	10 742	5 730
525 RADIO-ACTIVE MATERIALS	21	561	304	772 ELEC. SWITCH, RELAY, CIRCUIT	10 937	47 424	25 186
531 SYNTH. COLOURS, LAKES, ETC.	8 055	19 954	10 588	773 ELECTR DISTRIB. EQPT NES	25 341	18 319	9 837
532 DYEING, TANNING MATERIALS	12 901	3 160	1 675	774 ELECTRO-MEDCL. XRAY EQUIP	829	22 345	11 916
533 PIGMENTS, PAINTS, ETC.	12 254	10 815	5 791	775 DOM. ELEC. NON-ELEC. EQUIPT	3 720	7 740	4 083
541 MEDICINES, ETC. EXC. GRP542	1 959	24 481	13 386	776 TRANSISTORS, VALVES, ETC.	70	6 785	3 627
542 MEDICAMENTS	31 357	35 190	18 702	778 ELECTRIC MACH. APPART. NES	12 861	22 319	11 879
551 ESSENT. OIL, PERFUME, FLAVR	1 713	3 017	1 615	781 PASS. MOTOR VEHCLS. EX. BUS	1 437	4 805	2 527
553 PERFUMERY, COSMETICS, ETC.	15	95	48	782 GOODS, SPCL TRANSPORT VEH	15 153	29 502	15 779
554 SOAP, CLEANERS, POLISH, ETC	32 280	8 485	4 577	783 ROAD MOTOR VEHICLES NES	16 620	5 548	2 919
562 FERTILIZER, EXCEPT GRP272	823	192	103	784 PARTS, TRACTORS, MOTOR VEH	74 693	130 219	70 739
571 POLYMERS OF ETHYLENE	50 582	9 528	5 054	785 CYCLES, MOTORCYCLES ETC.	62	225	121
572 POLYMERS OF STYRENE	17 013	4 495	2 432	786 TRAILERS, SEMI-TRAILR, ETC	1 669	4 039	2 118
573 POLYMERS, VINYL CHLORIDE	41 239	9 570	5 080	791 RAILWAY VEHICLES, EQUIPNT	58 459	59 417	31 933
574 POLYACETAL, POLYCARBONATE	27 237	12 496	6 575	792 AIRCRAFT, ASSOCTD. EQUIPNT	24	1 735	920
575 OTH. PLASTIC, PRIMARY FORM	89 609	32 073	16 922	793 SHIP, BOAT, FLOAT. STRUCTRS	14 002	8 213	4 264
581 PLASTIC TUBE, PIPE, HOSE	1 686	1 787	948	800 CPL IND PLANT CHAP 90/94	549	7 605	4 253
582 PLASTIC PLATE, SHEETS, ETC	26 686	13 687	7 293	811 PREFABRICATED BUILDINGS	4 107	1 921	1 030
583 MONOFILAMENT OF PLASTICS	204	432	235	812 PLUMBNG, SANITRY, EQPT. ETC	76	56	31
591 INSECTICIDES, ETC.	39 253	54 780	29 515	813 LIGHTNG FIXTURES ETC. NES	1 401	2 942	1 609
592 STARCHES, INULIN, ETC.	9 614	3 565	1 903	821 FURNITURE, CUSHIONS, ETC.	131	832	435
597 PREPRD ADDITIVES, LIQUIDS	18 516	7 209	3 858	843 MENS, BOYS CLOTHING, KNIT	10	214	115
598 MISC. CHEMICAL PRODS. NES	77 630	37 300	19 875	845 OTHR. TEXTILE APPAREL, NES	22	159	86
600 CPL IND PLANT CHAP 69-76	12 259	12 474	6 580	848 CLOTHNG, NONTXTL; HEADGEAR	278	873	455
621 MATERIALS OF RUBBER	1 105	1 784	949	871 OPTICAL INSTRUMENTS, NES	131	5 117	2 721
625 RUBBER TYRES, TUBES, ETC.	1 782	1 725	917	872 MEDICAL INSTRUMENTS NES	6 452	25 327	13 601
629 ARTICLES OF RUBBER, NES	2 018	4 587	2 440	873 METERS, COUNTERS, NES	1 235	6 989	3 689
634 VENEERS, PLYWOOD, ETC.	225	91	48	874 MEASURE, CONTROL INSTRMNT	4 161	59 389	31 653
635 WOOD MANUFACTURES, NES	166	90	48	881 PHOTOGRAPH APPAR. ETC. NES	244	3 814	2 035
641 PAPER AND PAPERBOARD	117 298	28 073	15 096	882 PHOTO. CINEMATOGRPH. SUPPL	8 369	12 116	6 397
642 PAPER, PAPERBOARD, CUT ETC	11 389	4 408	2 360	884 OPTICAL GOODS NES	40	2 741	1 487
651 TEXTILE YARN	270	247	130	885 WATCHES AND CLOCKS	58	5 981	3 136
652 COTTON FABRICS, WOVEN	101	148	78	886 PRINTED MATTER	722	3 982	2 134
653 FABRICS, MAN-MADE FIBRES	1 186	2 252	1 187	893 ARTICLES, NES, OF PLASTICS	5 973	5 802	3 109
655 KNIT. CROCHET, FABRIC NES	200	442	240	894 BABY CARRIAGE, TOYS, GAMES	42	275	146
657 SPECIAL YARN, TXTL. FABRIC	8 955	11 561	6 247	895 OFFICE, STATIONERY SUPPLS	3 831	8 910	4 746
659 FLOOR COVERINGS, ETC.	44	509	272	897 GOLD, SILVERWARE, JEWEL NES		211	113
662 CLAY, REFRCT. CONSTR. MATRL	140 636	21 856	11 583	898 MUSICAL INSTRUMENTS, ETC.	1 339	3 952	2 128
663 MINERAL MANUFACTURES, NES	22 232	14 941	7 971	899 MISC MANUFCTRD GOODS NES	493	2 583	1 374
664 GLASS	5 733	2 662	1 437	941 COMPL IND PLANT CHAPT 99	1 514	787	418
665 GLASSWARE	19 744	16 629	8 803				
667 PEARLS, PRECIOUS STONES							

7 IMPORTS AND EXPORTS (SPECIAL TRADE) BY COUNTRIES OF PRODUCTION AND CONSUMPTION AND BY GROUPS OF THE SITC-REV. III 1989

GROUP DESCRIPTION	DT = 100 KG	1 000 DM	1 000 \$	GROUP DESCRIPTION	DT = 100 KG	1 000 DM	1 000 \$
ISRAEL				714 ENGINES, MOTORS NON-ELECT	58	4 818	2 609
IMPORTS	5 147 792	1 364 716	726 594	716 ROTATING ELECTRIC PLANT	169	2 020	1 070
012 OTHER MEAT, MEAT OFFAL	983	2 820	1 519	721 AGRIC. MACHINES, EX. TRACTR	42	133	71
017 MEAT, OFFAL, PRPD, PRSD, NES	13 174	8 323	4 374	723 CIVIL ENGINEERING EQUIPT	5 114	1 642	844
025 EGGS, BIRDS, VOLKS, ALBUMIN	2 184	3 360	1 789	724 TEXTILE, LEATHER MACHINES	808	3 020	1 612
034 FISH, FRESH, CHILLED, FROZN	264	859	451	725 PAPER, PULP MILL MACHINES	27	92	48
044 MAIZE UNMILLED	1 145	139	74	726 PRINTING, BOOKBINDING MACHS	406	601	323
048 CEREAL PREPARATIONS	5 271	1 527	810	727 FOOD-PROCESS. MCH. NON DOM	70	64	32
054 VEGETABLES	166 019	15 358	8 132	728 OTH. MACH. PTS, SPCL INDUST	912	12 178	6 517
056 VEGETABLES, PRPD, PRSD, NES	61 412	11 673	6 227	731 METAL REMOVAL WORK TOOLS	909	2 701	1 404
057 FRUIT, NUTS EXCL. OIL NUTS	699 703	79 729	43 008	733 MACH-TOOLS, METAL-WORKING	6 367	4 125	2 213
058 FRUIT, PRESERVED, PREPARED	8 310	2 100	1 122	735 PARTS, NES, FOR MACH-TOOLS	580	4 827	2 586
059 FRUIT, VEGETABLE JUICES	221 995	53 126	28 262	737 METALWORKING MACHNRY NES	239	2 625	1 421
061 SUGARS, MOLASSES, HONEY	2 943	623	330	741 HEATING, COOLING EQUIP, PART	2 535	9 427	4 995
081 ANIMAL FEED STUFF	34 388	5 819	3 078	742 PUMPS FOR LIQUIDS, PARTS	22	241	128
098 EDIBLE PROD. PREPRTNS, NES	13 656	3 420	1 804	743 PUMPS NES, CENTRIFUGS ETC	968	4 878	2 584
111 NON-ALCOHOL. BEVERAGE, NES	23	63	36	744 MECHANICAL HANDLING EQUIP	77	282	149
112 ALCOHOLIC BEVERAGES	707	356	185	745 OTH. NONELEC MCH, TOOL, NES	778	2 202	1 175
211 HIDES, SKINS (EX. FURS), RAW	12 359	2 994	1 638	746 BALL OR ROLLER BEARINGS	4	68	36
222 OILSEED (SFT. FIX VEG. OIL)	60 098	24 247	12 882	747 TAPS, COCKS, VALVES, ETC.	709	1 593	842
263 COTTON	1 993 651	19 425	10 347	748 TRANSMISSIONS SHAFTS ETC	417	611	327
272 FERTILIZERS, CRUDE	167 054	15 933	8 425	749 NON-ELECT MACH. PARTS, ETC	274	2 878	1 526
277 NATURAL ABRASIVES, NES	8 073	806	424	751 OFFICE MACHINES	361	1 649	858
278 OTHER CRUDE MINERALS	51 904	16 970	9 014	752 AUTOMAT. DATA PROC. EQUIP	611	28 923	15 587
282 FERROUS WASTE AND SCRAP	196	285	153	753 PARTS, FOR OFFICE MACHINES	288	10 766	5 742
288 NON-FERROUS WASTE, SCRAP	1 196	607	321	754 TELEVISION RECEIVERS ETC	3	65	34
289 PREC. METAL DRES. CONCRTS	1 470	53 625	28 985	755 SOUND RECORDER, PHONOGRPH	5	333	187
291 CRUDE ANIMAL MATERIALS, NES	62 337	468	238	756 TELECOMM. EQUIP. PARTS NES	550	20 317	10 920
292 CRUDE VEG. MATERIALS, NES	17 065	883	465	757 ELECT PWR MACHNRY, PARTS	677	4 446	2 366
334 PETROLEUM PRODUCTS	8 883	119	64	772 ELEC. SWITCH. RELAY, CIRCUIT	758	6 487	3 456
335 RESIDUAL PETROL. PRODUCTS	128	387	204	773 ELECTR. DISTRIB. EQPT NES	3 711	3 954	2 112
422 FIXED VEG. FAT, OILS, OTHER	600	395	211	774 ELECTRO-MEDCL. XRAY EQUIP	433	7 078	3 795
511 HYDROCARBONS, NES, DERIVTS	678	395	211	775 DOM. ELEC. NON-ELEC. EQUIPT	216	980	541
512 ALCOHOL, PHENOL, ETC. DERIV	6	113	4 384	776 TRANSISTORS, VALVES, ETC.	79	870	459
513 CARBOXYLIC ACIDS, DERIVTS	4 593	2 077	1 104	778 ELECTRIC MACH. APPART. NES	1 789	19 245	10 186
514 NITROGEN-FUNCT. COMPOUNDS	3 022	5 781	3 083	781 PASS. MOTOR VEHCL. EX. BUS	70	99	53
515 ORGANIC-INORGANIC COMPNDS	132 843	18 423	9 768	784 PARTS, TRACTORS, MOTOR VEH	2 053	2 114	1 124
516 OTHER ORGANIC CHEMICALS	72 407	7 877	4 172	785 CYCLES, MOTORCYCLES ETC.	37	162	87
522 INORGANIC CHEM. ELEMENTS	201	151	79	786 TRAILERS, SEMI-TRAILR, ETC	3 779	1 261	654
523 METAL. SALTS, INORGAN. ACID	1	188	100	792 AIRCRAFT, ASSCCTD. EQUIPNT	22	195	103
531 SYNTH. COLOURS, LAKES, ETC.	1 052	739	401	793 LIGHTING FIXTURES ETC. NES	6	58	30
532 DYEING, TANNING MATERIALS	237	2 449	1 297	821 FURNITURE, CUSHIONS, ETC.	4 967	3 881	2 055
533 PIGMENTS, PAINTS, ETC.	584	5 655	3 024	821 TRUNK, SUIT-CASES, BAG, ETC	844	2 371	1 274
541 MEDICINES, ETC. EXC. GRP542	1 521	982	527	842 MENS, BOYS CLOTHING, X-KNIT	1 761	8 305	4 426
542 MEDICAMENTS	819 195	19 877	10 544	842 WOMEN, GIRL CLOTHING, X-KNIT	2 160	19 428	10 366
551 ESSNTL. OIL, PERFUME, FLAVR	1 621	578	309	843 MENS, BOYS CLOTHING, KNIT	854	4 665	2 495
553 PERFUMERY, COSMETICS, ETC.	287	145	77	844 WOMEN, GIRLS CLOTHING, KNIT	2 848	15 911	8 538
562 FERTILIZER, EXCEPT GRP272	94 256	15 821	8 434	845 OTHR. TEXTILE APPAREL, NES	5 128	41 533	22 228
571 POLYMERS OF ETHYLENE	692	772	407	846 CLOTHING ACCESSRS, FABRIC	4 137	17 525	9 336
573 POLYMERS, VINYL CHLORIDE	21 181	6 838	3 649	848 CLOTHING, NONTEXTL; HEADGEAR	745	2 795	1 489
574 POLYACETAL, POLYCARBONATE	1 942	2 954	1 561	851 FOOTWEAR	1 862	3 893	2 067
575 OTH. PLASTIC, PRIMARY FORM	21 996	18 040	9 550	871 OPTICAL INSTRUMENTS, NES	9	288	153
581 PLASTIC TUBE, PIPE, HOSE	3 143	2 108	1 109	872 MEDICAL INSTRUMENTS NES	121	2 102	1 128
582 PLASTIC PLATE, SHEETS, ETC	383	738	395	873 METERS, COUNTERS, NES	99	677	362
583 MONOFILAMENT OF PLASTICS	988	179	96	874 MEASURE, CONTROL INSTRUMNT	2 100	39 682	21 163
591 INSECTICIDES, ETC.	452	3 582	1 940	881 PHOTOGRAPH APPAR. ETC. NES	85	3 426	1 849
592 STARCHES, INULIN, ETC.	1 102	701	369	882 PHOTO. CINEMATOGRPH. SUPPL	63	382	202
593 EXPLOSIVES, PYROTECHNICS	37	122	65	884 OPTICAL GOODS NES	233	3 505	1 860
598 MISC. CHEMICAL PRODTS, NES	146	5 611	2 994	891 ARMS AND AMMUNITION	2 820	3 526	1 953
611 LEATHER	31 354	17 185	9 117	892 PRINTED MATTER	1 999	1 963	1 047
613 FURSKINS, TANNED, DRESSED	2 765	1 782	955	893 ARTICLES, NES, OF PLASTICS	21 464	16 865	9 008
621 MATERIALS OF RUBBER	480	155	85	894 BABY CARRIAGE, TOYS, GAMES	1 148	1 267	679
625 RUBBER TYRES, TUBES, ETC.	266	378	205	895 OFFICE, STATIONERY SUPPLS	42	105	54
629 ARTICLES OF RUBBER, NES	8 018	3 781	2 048	896 WORKS OF ART, ANTIQUE ETC	516	2 353	1 247
634 VENEERS, PLYWOOD, ETC.	4 434	2 792	1 459	897 GOLD, SILVERWARE, JEWEL NES	24	16 113	8 627
635 WOOD MANUFACTURES, NES	5 964	12 355	6 584	898 MUSICAL INSTRUMENTS, ETC.	1 267	5 710	3 039
641 PAPER AND PAPERBOARD	546	744	402	899 MISC MANUFCTRD GOODS NES	235	2 952	1 522
642 PAPER, PAPERBOARD, CUT ETC	96	138	72	961 COIN NONGOLD NONCURRENT	1	204	109
651 TEXTILE YARN	145	757	391	972 GOLD, NONMONTY EXCL DRES	2	4 766	2 534
652 COTTON FABRICS, WOVEN	185	402	214				
653 FABRICS, MAN-MADE FIBRES	1 684	1 970	1 034	001 LIVE ANIMALS	157	283	153
654 OTH. TEXTILE FABRIC, WOVEN	6 412	12 595	6 786	022 MILK AND CREAM	16 446	7 416	3 992
657 SPECIAL YARN, TEXTL. FABRIC	3 476	9 173	4 960	034 FISH, FRESH, CHILLED, FROZN	5 665	1 155	623
658 TEXTILE ARTICLES NES	1 759	2 688	1 436	037 FISH ETC. PRPD, PRSD, NES	1 041	764	404
659 FLOOR COVERINGS, ETC.	1 209	8 190	4 348	043 BARLEY, UNMILLED	157 062	3 880	2 000
662 CLAY, REFRCT. CONSTR. MATRL	898	590	316	047 OTHER CEREAL MEAL, FLOURS	55 644	1 059	562
663 MINERAL MANUFACTURES, NES	52	384	205	048 CEREAL PREPARATIONS	9 267	1 654	882
664 GLASS	19	68	38	054 VEGETABLES	9 807	1 273	682
665 GLASSWARE	6 365	2 832	1 515	056 VEGETABLES, PRPD, PRSD, NES	2 416	1 590	846
666 POTTERY	11 595	5 571	2 946	057 FRUIT, NUTS EXCL. OIL NUTS	2 409	2 325	1 254
667 PEARLS, PRECIOUS STONES	23 128	13 278	7 104	058 FRUIT, PRESERVED, PREPARED	311	176	96
681 SILVER, PLATINUM, ETC.	612	94	52	059 FRUIT, VEGETABLE JUICES	344	93	50
682 COPPER	417	422	229	061 SUGARS, MOLASSES, HONEY	481 540	29 374	15 489
684 ALUMINIUM	125	92	45	062 SUGAR CONFECTIONERY	7 163	3 300	1 764
685 LEAD	1 883	2 236	1 186	071 COFFEE, COFFEE SUBSTITUTE	6 648	5 378	2 871
689 MISC. NON-FERR. BASE METAL	1 579	34 418	18 324	072 COCOA	4 814	2 040	1 094
691 METALLIC STRUCTURES NES	138	226	122	073 CHOCOLATE, OTH. COCOA PREP	9 476	5 973	3 224
693 WIRE PRODUCTS EXCL. ELECT	14 336	14 366	7 629	074 TEA AND MATE	67	66	35
694 NAILS, SCREWS, NUTS, ETC.	12	244	125	075 SPICES	104	112	61
695 TOOLS	100	136	71	081 ANIMAL FEED STUFF	113 546	9 286	4 890
696 CUTLERY				098 EDIBLE PROD. PREPRTNS, NES	4 024	2 820	1 506
699 MANUFACT. BASE METAL, NES				111 NON-ALCOHOL. BEVERAGE, NES	653	89	48
712 STEAM TURBINES				112 ALCOHOLIC BEVERAGES	5 187	896	471
713 INTRNL COMBUS PSTN ENGIN				211 HIDES, SKINS (EX. FURS), RAW	115	281	150
				223 OILSEED (OTH. FIX. VEG. OIL)	1 884	350	189

7 IMPORTS AND EXPORTS (SPECIAL TRADE) BY COUNTRIES OF PRODUCTION AND CONSUMPTION AND BY GROUPS OF THE SITC-REV. III 1989

GROUP DESCRIPTION	DT - 100 KG	1 000 DM	1 000 \$	GROUP DESCRIPTION	DT - 100 KG	1 000 DM	1 000 \$
232 SYNTHETIC RUBBER, ETC.	15 464	4 044	2 156	695 TOOLS	7 448	21 428	11 393
248 WOOD, SIMPLY WORKED	11 329	1 093	583	696 CUTLERY	799	4 223	2 243
251 PULP AND WASTE PAPER	2 316	591	317	697 HOUSEHOLD EQUIPMENT, NES	2 797	4 231	2 245
263 COTTON	759	183	94	699 MANUFACTS. BASE METAL, NES	50 750	44 975	23 872
266 SYNTHETIC FIBRES	28 540	8 931	4 747	700 CPL IND PLANT (84/85/87)	1 248	7 665	3 926
267 OTHER MAN-MADE FIBRES	17 240	11 076	5 917	711 STEAM GENER. BOILERS, ETC.	1 247	1 102	589
268 WOOL, OTHER ANIMAL HAIR	664	1 145	625	712 STEAM TURBINES	226	1 054	555
273 STONE, SAND AND GRAVEL	10 650	432	229	713 INTRNL COMBUS PSTN ENGIN	2 872	11 758	6 275
274 SULPHUR, UNRSTD. IRON PYRS	1 860	122	66	714 ENGINES, MOTORS NON-ELECT	37	5 606	2 918
278 OTHER CRUDE MINERALS	9 190	890	471	716 ROTATING ELECTRIC PLANT	2 786	11 273	6 012
285 ALUMINIUM ORE, CONCTR. ETC	1 307	265	138	718 OTH. POWR. GENRTNG. MACHNRY	90	658	350
291 CRUDE ANIMAL MATERLS. NES	110	250	131	721 AGRIC. MACHINES, EX. TRACTR	1 391	3 226	1 697
292 CRUDE VEG. MATERIALS, NES	2 707	2 775	1 495	722 TRACTORS	3 085	2 882	1 537
322 BRIQUETTES, LIGNITE, PEAT	32 279	1 155	609	723 CIVIL ENGINEERING EQUIPT	6 698	10 320	5 519
334 PETROLEUM PRODUCTS	24 966	2 768	1 494	724 TEXTILE, LEATHER MACHINES	6 567	29 577	15 836
335 RESIDUAL PETROL. PRODUCTS	7 685	1 093	583	725 PAPER, PULP MILL MACHINES	1 340	3 705	1 973
344 PETROLEUM GASES, NES	.	.	.	726 PRINTNG, BOOKBINDNG MACHS	2 634	13 632	7 202
421 FIXED VEG. FAT, OILS, SOFT	18 424	2 247	1 161	727 FOOD-PROCESS. MCH. NON DOM	2 554	10 769	5 752
422 FIXED VEG. FAT, OILS, OTHER	420	114	58	728 OTH. MACH. PTS, SPCL INDUST	12 294	50 310	26 804
431 ANIMAL, VEG. FATS, OILS, NES	8 651	1 741	921	731 METAL REMOVAL WORK TOOLS	1 074	3 877	2 072
511 HYDROCARBONS, NES, DERIVTS	60 005	10 934	5 803	733 MACH-TOOLS, METAL-WORKING	1 150	3 391	1 828
512 ALCOHOL, PHENOL, ETC. DERIV	81 847	21 090	11 268	735 PARTS, NES, FOR MACH-TOOLS	518	5 753	3 058
513 CARBOXYLIC ACIDS, DERIVTS	136 693	33 064	17 500	737 METALWORKING MACHNRY NES	704	4 507	2 416
514 NITROGEN-FUNCT. COMPOUNDS	50 692	36 673	19 435	741 HEATING, COOLNG EQUIP, PART	.	.	.
515 ORGANO-INORGANIC COMPNDS	13 199	13 350	7 083	742 PUMPS FOR LIQUIDS, PARTS	3 335	12 634	6 715
516 OTHER ORGANIC CHEMICALS	22 108	9 381	4 975	743 PUMPS NES, CENTRIFUGS ETC	7 977	25 347	13 562
522 INORGANIC CHEM. ELEMENTS	62 858	12 770	6 793	744 MECHANICAL HANDLING EQUIP	15 136	26 414	14 061
523 METAL, SALTS, INORGAN. ACID	89 915	9 641	5 109	745 OTH. NON-ELEC MCH, TOOL, NES	5 032	28 520	15 224
524 OTHER CHEMICAL COMPOUNDS	4 941	1 395	743	746 BALL OR ROLLER BEARINGS	1 177	6 022	3 184
531 SYNTH. COLOURS, LAKES, ETC.	9 329	20 413	10 874	747 TAPS, COCKS, VALVES, ETC.	4 957	14 273	7 593
532 DYEING, TANNING MATERIALS	2 980	834	443	748 TRANSMISSIONS SHAFTS ETC	2 246	15 861	8 512
533 PIGMENTS, PAINTS, ETC.	54 907	30 027	15 936	749 NON-ELECT MACH. PARTS, ETC	3 065	17 347	9 261
541 MEDICINES, ETC. EXC. GRP542	2 274	19 809	10 525	751 OFFICE MACHINES	776	3 230	1 722
542 MEDICAMENTS	1 906	29 157	15 481	752 AUTOMATC. DATA PROC. EQUIP	765	12 318	6 633
551 ESSENTL. OIL, PERFUME, FLAVR	1 060	3 330	1 771	759 PARTS, FOR OFFICE MACHINS	322	6 214	3 312
553 PERFUMERY, COSMETICS, ETC.	3 315	5 577	2 963	761 TELEVISION RECEIVERS ETC	5 971	15 841	8 462
554 SOAP, CLEANERS, POLISH, ETC	72 201	22 129	11 779	762 RADIO-BROADCAST RECEIVER	90	714	373
562 FERTILIZER, EXCEPT GRP272	711	104	53	763 SOUND RECORDER, PHONOGRPH	67	1 840	972
571 POLYMERS OF ETHYLENE	52 962	12 081	6 417	764 TELECOMM. EQUIP. PARTS NES	2 775	31 993	16 981
572 POLYMERS OF STYRENE	25 861	7 942	4 226	771 ELECT POWER MACHNRY, PARTS	8 306	12 427	6 625
573 POLYMERS, VINYL CHLORIDE	13 019	3 226	1 722	772 ELEC. SWITCH. RELAY. CIRCUIT	18 267	96 649	51 429
574 POLYACETAL, POLYCARBONATE	87 143	35 354	18 794	773 ELECTR. DISTRIBUT. EQPT NES	9 394	11 403	6 117
575 OTH. PLASTIC, PRIMARY FORM	93 393	33 929	18 120	774 ELECTRO-MEDCL. XRAY EQUIP	603	5 880	3 145
579 PLASTIC WASTE, SCRAP ETC	1 402	147	79	775 DOM. ELEC. NON-ELEC. EQUIPT	44 117	44 851	24 000
581 PLASTIC TUBE, PIPE, HOSE	2 140	3 832	2 045	776 TRANSISTORS, VALVES, ETC.	418	12 337	6 571
582 PLASTIC PLATE, SHEETS, ETC	26 442	21 117	11 229	778 ELECTRIC. MACH. APPART. NES	29 944	46 599	24 816
583 MONOFILAMENT OF PLASTICS	905	1 050	564	781 PASS. MOTOR VEHCLS. EX. BUS	83 863	141 385	75 948
591 INSECTICIDES, ETC.	4 471	7 435	3 945	782 GOODS, SPCL. TRANSPORT VEH	34 445	54 431	28 827
592 STARCHES, INULIN, ETC.	21 036	5 587	2 966	783 ROAD MOTOR VEHICLES NES	4 024	9 383	5 017
593 EXPLOSIVES, PYROTECHNICS	175	312	168	784 PARTS, TRACTORS, MOTOR VEH	55 745	143 601	77 339
597 PREPRO ADDITIVES, LIQUIDS	11 103	5 379	2 850	785 CYCLES, MOTORCYCLES ETC.	320	1 148	609
598 MISC. CHEMICAL PRODS. NES	101 943	45 989	24 523	786 TRAILERS, SEMI-TRAILR, ETC	7 533	6 000	3 186
611 LEATHER	785	1 364	727	791 RAILWAY VEHICLES. EQUIPNT	235	531	279
612 MANUFACT. LEATHER ETC. NES	25	147	78	792 AIRCRAFT, ASSOC'D. EQUIPNT	29	4 487	2 400
613 FURSKINS, TANNED, DRESSED	65	587	314	793 SHIP, BOAT, FLOAT. STRUCTRS	5 351	107	57
621 MATERIALS OF RUBBER	9 328	4 607	2 444	811 PREFABRICATED BUILDINGS	466	117	64
625 RUBBER TYRES, TUBES, ETC.	7 598	5 666	3 040	812 PLUMBNG, SANITRY, EQPT. ETC	1 777	2 243	1 214
629 ARTICLES OF RUBBER, NES	1 843	6 961	3 714	813 LIGHTING FIXTURES ETC. NES	2 519	6 327	3 380
633 CORK MANUFACTURES	84	502	269	821 FURNITURE, CUSHIONS, ETC.	10 523	10 446	5 569
634 VENEERS, PLYWOOD, ETC.	25 678	3 757	1 988	831 TRUNK, SUIT-CASES, BAG, ETC	559	1 292	682
635 WOOD MANUFACTURES, NES	3 822	1 492	778	841 MENS, BOYS CLOTHNG, X-KNIT	11	142	72
641 PAPER AND PAPERBOARD	243 478	50 811	27 058	842 WOMEN, GIRLS CLOTHNG, XKNIT	197	2 267	1 201
642 PAPER, PAPERBOARD, CUT ETC	36 135	20 461	10 805	844 WOMEN, GIRLS CLOTHNG. KNIT	68	429	222
651 TEXTILE YARN	82 775	68 588	36 572	845 OTHR. TEXTILE APPAREL, NES	354	2 473	1 302
652 COTTON FABRICS, WOVEN	2 261	5 320	2 838	846 CLOTHING ACCESSRS, FABRIC	471	2 828	1 497
653 FABRICS, MAN-MADE FIBRES	11 610	31 157	16 608	848 CLOTHING, NONTEXTL; HEADGEAR	260	1 208	653
654 OTH. TEXTILE FABRIC, WOVEN	726	1 630	864	851 FOOTWEAR	878	3 801	2 030
655 KNIT CROCHET, FABRIC NES	3 837	11 511	6 165	871 OPTICAL INSTRUMENTS, NES	108	5 535	2 961
656 TULLE, LACE, EMBROIDRY, ETC	1 080	4 492	2 393	872 MEDICAL INSTRUMENTS NES	1 571	15 364	8 161
657 SPECIAL YARN, TEXTL. FABRIC	9 093	14 778	7 885	873 METERS, COUNTERS, NES	450	1 744	929
658 TEXTILE ARTICLES NES	1 361	1 955	1 043	874 MEASURE, CONTROL INSTRMNT	2 005	34 824	18 547
659 FLOPP COVERINGS, ETC.	874	679	370	881 PHOTOGRAPH APPAR. ETC. NES	496	4 343	2 308
661 LIME, CEMENT, CONSTR. MATRL	7 729	657	345	882 PHOTO. CINEMATOGRPH. SUPPL	14 215	19 280	10 266
662 CLAY, REFRCT. CONCTR. MATRL	29 821	4 242	2 256	883 CINE. FILM EXPOS. DEVELOPD	6	95	47
663 MINERAL MANUFACTURES, NES	9 455	10 343	5 496	884 OPTICAL GOODS NES	82	8 103	4 303
664 GLASS	46 536	9 981	5 309	885 WATCHES AND CLOCKS	344	4 684	2 495
665 GLASSWARE	41 323	8 301	4 403	891 ARMS AND AMMUNITION	152	1 094	583
666 POTTERY	13 684	10 795	5 745	892 PRINTED MATTER	5 909	9 527	5 089
667 PEARLS, PRECIOUS STONES	.	.	.	893 ARTICLES, NES, OF PLASTICS	18 603	23 594	12 563
671 PIG IRON, SPIEGELEISN, ETC	4 156	518	269	894 BABY CARRIAGE, TOYS, GAMES	4 379	5 407	2 865
672 INGOTS ETC. IRON OR STEEL	9 348	946	505	895 OFFICE, STATIONERY SUPPLS	1 697	6 439	3 416
673 FLAT-ROLLED IRON ETC.	150 450	15 675	8 286	896 WORKS OF ART, ANTIQUE ETC	13	1 709	903
674 FLAT-ROLLED PLATED IRON	251 365	38 581	20 481	897 GOLD, SILVERWARE, JEWEL NES	102	6 808	3 617
675 FLAT-ROLLED, ALLOY STEEL	26 807	6 202	3 272	898 MUSICAL INSTRUMENTS, ETC.	3 472	10 981	5 821
676 IRON, STL. BAR, SHAPES ETC.	32 041	6 661	3 562	899 MISC MANUFCTRD GOODS NES	3 215	9 233	4 892
677 RAILWAY TRACK IRON, STEEL	603	185	104	961 COIN NONGOLD NONCURRENT	542	1 175	654
678 WIRE OF IRON OR STEEL	26 529	5 138	2 754	971 GOLD, NONMONTRY EXCLD ORES	.	4 260	2 259
679 TUBES, PIPES, ETC. IRON, STL	26 627	8 312	4 416				
681 SILVER, PLATINUM, ETC.	286	9 366	4 971				
682 COPPER	46 512	33 922	17 964				
683 NICKEL	522	1 594	847				
684 ALUMINIUM	28 500	24 142	12 808				
685 LEAD	1 685	312	164				
686 ZINC	2 214	982	524				
689 MISC. NON-FERR. BASE METAL	139	621	333				
691 METALLIC STRUCTURES NES	8 099	8 161	4 338				
692 CONTAINERS, STORAGE, TRNSP	3 047	2 288	1 233				
693 WIRE PRODUCTS EXCL. ELECT	1 248	1 320	697				
694 NAILS, SCREWS, NUTS, ETC.	3 815	4 209	2 225				
				JORDAN			
				IMPORTS	95 737	31 302	16 590
				054 VEGETABLES	4 159	311	166
				111 NON-ALCOHOL. BEVERAGE, NES	90	111	57
				282 FERROUS WASTE AND SCRAP	379	85	43
				288 NON-FERROUS WASTE, SCRAP	14 867	5 455	2 945
				334 PETROLEUM PRODUCTS	656	2 242	1 129
				562 FERTILIZER, EXCEPT GRP272	55 209	2 378	1 251
				625 RUBBER TYRES, TUBES, ETC.	1 440	1 979	1 043

7 IMPORTS AND EXPORTS (SPECIAL TRADE) BY COUNTRIES OF PRODUCTION AND CONSUMPTION AND BY GROUPS OF THE SITC-REV. III 1989

GROUP DESCRIPTION	DT = 100 KG	1 000 DM	1 000 \$	GROUP DESCRIPTION	DT = 100 KG	1 000 DM	1 000 \$
682 COPPER	1 202	514	283	692 CONTAINERS, STORAGE, TRNSP	462	684	363
716 ROTATING ELECTRIC PLANT	520	60	30	693 WIRE PRODUCTS EXCL. ELECT	142	133	71
718 OTH. POWR. GENRTNG. MACHNRY	9	179	95	694 NAILS, SCREWS, NUTS, ETC.	377	392	197
723 CIVIL ENGINEERING EQUIPT	137	105	56	695 TOOLS	929	2 718	1 439
759 PARTS, FOR OFFICE MACHINS		154	80	696 CUTLERY	20	160	85
781 PASS. MOTOR VEHCLS. EX. BUS	68	189	105	697 HOUSEHOLD EQUIPMENT, NES	677	408	219
782 GOODS, SPCL. TRANSPORT VEH	9 069	11 931	6 267	699 MANUFACTS. BASE METAL, NES	2 426	2 472	1 310
792 AIRCRAFT, ASSCOTD. EQUIPNT	14	344	186	711 STEAM GENER. BOILERS, ETC.	34	100	53
841 MENS, BOYS CLOTHING, X-KNIT	385	779	412	712 STEAM TURBINES	12	392	208
845 OTHR. TEXTILE APPAREL, NES	54	93	49	713 INTRNL COMBUS PSTN ENGIN	3 866	5 851	3 101
871 OPTICAL INSTRUMENTS, NES	1	874	469	714 ENGINES, MOTORS NON-ELECT	6	2 170	1 205
874 MEASURE, CONTROL INSTRMNT		949	507	716 ROTATING ELECTRIC PLANT	703	439	235
882 PRINTED MATTER	48	59	31	718 OTH. POWR. GENRTNG. MACHNRY	18	727	388
897 GOLD, SILVERWARE, JEWEL NES		74	40	721 AGRIC. MACHINES, EX. TRACTR	577	931	496
EXPORTS	530 304	310 071	164 915	723 CIVIL ENGINEERING EQUIPT	11 803	16 057	8 670
001 LIVE ANIMALS	2 633	1 468	783	724 TEXTILE, LEATHER MACHINES	1 709	5 275	2 805
011 BOVINE MEAT	19 326	5 856	3 071	725 PAPER, PULP MILL MACHINES	7	73	39
017 MEAT, OFFL. PRPD, PRSVD, NES	59	67	33	726 PRINTING, BOOKBINDNG MACHS	58	353	186
022 MILK AND CREAM	3 408	792	424	727 FOOD-PROCESS. MCH. NON DOM	444	576	308
023 BUTTER, OTHER FAT OF MILK	1 408	116	62	728 OTH. MACH. PTS, SPCL. INDUST	2 824	4 489	2 391
024 CHEESE AND CURD	1 724	810	427	731 METAL REMOVAL WORK TOOLS	570	308	165
041 WHEAT, MESLIN, UNMILLED	11 385	322	162	733 MACH. TOOLS, METAL-WORKING	1 187	431	233
048 CEREAL PREPARATIONS	10 965	948	489	735 PARTS, NES, FOR MACH. TOOLS	61	280	150
061 SUGARS, MOLASSES, HONEY	33 405	2 508	1 433	737 METALWORKING MACHNRY, NES	45	236	132
071 COFFEE, COFFEES, SUBSTITUTE	1 130	128	67	741 HEATING, COOLNG EQUIP. PART			
081 ANIMAL FEED STUFF	17 554	1 618	859	742 PUMPS FOR LIQUIDS, PARTS	1 079	3 611	1 922
098 EDIBLE PROD. PREPRMNS, NES	2 443	2 071	1 111	743 PUMPS NES, CENTRIFUGS ETC	703	3 089	1 652
112 ALCOHOLIC BEVERAGES	3 321	77	1 745	744 MECHANICAL HANDLING EQUIP	1 502	2 896	1 545
232 SYNTHETIC RUBBER, ETC.	1 251	306	1 746	745 OTH. NONELEC MCH. TOOL, NES	355	2 516	1 310
266 SYNTHETIC FIBRES	789	254	1 746	746 BALL OR ROLLER BEARINGS	267	810	435
269 WORN CLOTHING, TEXTL. ARTL	15 879	3 225	1 716	747 TAPS, COCKS, VALVES, ETC.	1 028	3 311	1 762
278 OTHER CRUDE MINERALS	5 951	207	1 748	748 TRANSMISSIONS SHAFTS ETC	639	2 671	1 415
292 CRUDE VEG. MATERIALS, NES	52	84	1 716	749 NON-ELECT MACH. PARTS, ETC	369	1 936	1 031
322 BRIQUETTES, LIGNITE, PEAT	10 664	497	109	751 OFFICE MACHINES	87	346	185
325 COKE, SEMI-COKE, RET. CARBN	2 450	93	45	752 AUTOMATC. DATA PROC. EQUIP	17	160	87
334 PETROLEUM PRODUCTS	5 488	823	266	759 PARTS, FOR OFFICE MACHINS	6	268	145
335 RESIDUAL PETROL. PRODUCTS	1 038	163	51	761 TELEVISION RECEIVERS ETC	29	79	43
411 ANIMAL OILS AND FATS	3 501	355	433	763 SOUND RECORDER, PHONOGRPH	3	81	43
431 ANIMAL, VEG. FATS, OILS, NES	1 489	375	86	764 TELECOMM. EQUIP. PARTS NES	80	1 524	810
511 HYDROCARBONS, NES, DERIVTS	2 627	612	190	771 ELECT. POWER MACHNRY, PARTS	146	382	205
512 ALCOHOL, PHENOL, ETC. DERIV	4 426	942	199	772 ELEC. SWITCH. RELAY. CIRCUIT	339	2 050	1 087
513 CARBOXYLIC ACIDS, DERIVTS	1 956	686	325	773 ELECTR. DISTRIB. EQPT NES	4 989	3 225	1 713
514 NITROGEN-FUNCT. COMPOUNDS	3 405	1 536	497	774 ELECTRO-MEDCL. XRAY EQUIP	89	1 944	1 001
515 ORGANO-INORGANIC COMPNDS	286	303	363	775 DOM. ELEC. NON-ELEC. EQUIPT	160	338	181
516 OTHER ORGANIC CHEMICALS	350	393	818	776 TRANSISTORS, VALVES, ETC.	2	161	82
522 INORGANIC CHEM. ELEMENTS	2 692	737	157	778 ELECTRIC. MACH. APPART. NES	5 228	3 898	2 071
523 METAL. SALTS, INORGAN. ACID	23 658	1 510	209	781 PASS. MOTOR VEHCLS. EX. BUS	14 026	47 652	25 416
524 OTHER CHEMICAL COMPOUNDS	2 400	499	391	782 GOODS, SPCL. TRANSPORT VEH	17 197	18 139	9 471
531 SYNTH. COLOURS, LAKES, ETC.	137	388	782	783 ROAD MOTOR VEHICLES NES	5 285	6 024	3 213
532 DYEING, TANNING MATERIALS	399	111	270	784 PARTS, TRACTORS, MOTOR VEH	20 337	19 087	10 158
533 PIGMENTS, PAINTS, ETC.	5 898	3 603	208	786 TRAILERS, SEMI-TRAILR, ETC	2 193	2 363	1 234
541 MEDICINES, ETC. EXC. GRP542	479	2 343	59	791 RAILWAY VEHICLES, EQUIPNT	19	160	85
542 MEDICAMENTS	2 587	10 247	1 917	792 AIRCRAFT, ASSCOTD. EQUIPNT	40	11 944	6 339
551 ESSENT. OIL, PERFUME, FLAVR	192	571	1 250	812 PLUMBING, SANITRY, EQPT. ETC	486	462	242
553 PERFUMERY, COSMETICS, ETC.	852	1 185	5 436	813 LIGHTNG FIXTURES ETC. NES	68	352	189
554 SOAP, CLEANERS, POLISH, ETC.	6 172	1 858	312	821 FURNITURE, CUSHIONS, ETC.	685	1 078	566
562 FERTILIZER, EXCEPT GRP272	4 267	867	639	831 TRUNK, SUIT-CASES, BAG, ETC	13	119	64
572 POLYMERS OF STYRENE	5 680	1 672	984	841 MENS, BOYS CLOTHING, X-KNIT	17	296	162
573 POLYMERS, VINYL CHLORIDE	2 998	670	455	842 WOMEN, GIRL CLOTHING, XKNIT	53	1 362	711
574 POLYACETAL, POLYCARBONATE	2 565	706	876	843 MENS, BOYS CLOTHING, KNIT	7	101	56
575 OTH. PLASTIC, PRIMARY FORM	4 376	1 792	346	844 WOMEN, GIRLS CLOTHING, KNIT	13	244	127
581 PLASTIC TUBE, PIPE, HOSE	40	108	375	845 OTHR. TEXTILE APPAREL, NES	17	380	194
582 PLASTIC PLATE, SHEETS, ETC	4 572	1 801	949	846 CLOTHING ACCESSRS, FABRIC	5	70	36
583 MONOFILAMENT OF PLASTICS	81	69	57	848 CLOTHING, NONTEXTL; HEADGEAR	150	463	246
591 INSECTICIDES, ETC.	3 292	3 391	962	851 FOOTWEAR	13	86	44
592 STARCHES, INULIN, ETC.	928	619	38	871 OPTICAL INSTRUMENTS, NES	1	96	51
597 PREPRD ADDITIVES, LIQUIDS	781	279	1 790	872 MEDICAL INSTRUMENTS NES	98	1 394	738
598 MISC. CHEMICAL PRODTS, NES	4 945	2 623	327	873 METERS, COUNTERS, NES	6	71	35
621 MATERIALS OF RUBBER	1 488	814	152	874 MEASURE, CONTROL INSTRMNT	166	5 784	3 091
625 RUBBER TYRES, TUBES, ETC.	14 790	3 183	1 386	881 PHOTOGRAPH APPAR. ETC. NES	40	283	152
629 ARTICLES OF RUBBER, NES	2 730	3 071	432	882 PHOTO. CINEMATOGRPH. SUPPL	1 290	2 165	1 153
634 VENEERS, PLYWOOD, ETC.	776	158	1 694	884 OPTICAL GOODS NES		66	36
635 WOOD MANUFACTURES, NES	1 104	325	1 644	885 WATCHES AND CLOCKS	11	65	34
641 PAPER AND PAPERBOARD	44 931	6 570	88	891 ARMS AND AMMUNITION	3	128	70
642 PAPER, PAPERBOARD, CUT ETC	3 367	1 880	172	892 PRINTED MATTER	481	1 094	561
651 TEXTILE YARN	3 225	1 439	3 518	893 ARTICLES, NES, OF PLASTICS	981	1 253	657
652 COTTON FABRICS, WOVEN	388	511	1 002	894 BABY CARRIAGE, TOYS, GAMES	98	182	95
653 FABRICS, MAN-MADE FIBRES	428	763	780	895 OFFICE, STATIONERY SUPPLS	661	667	350
654 OTH. TEXTILE FABRIC, WOVEN	18	131	280	896 WORKS OF ART, ANTIQUE ETC	3	155	84
655 KNIT, CROCHET, FABRIC NES	46	76	404	897 GOLD, SILVERWARE, JEWEL NES		431	241
657 SPECIAL YARN, TEXTL. FABRIC	1 776	913	69	898 MISC MANUFCTRD GOODS NES	95	456	240
658 TEXTILE ARTICLES NES	153	164	39	941 COMPL. IND. PLANT CHAPT 99	246	171	94
662 CLAY, REFRCT. CONSTR. MATRL	3 767	711	483	SAUDI ARABIA			
663 MINERAL MANUFACTURES, NES	5 908	1 857	90	IMPORTS	54 001 893	1 508 760	800 085
664 GLASS	247	94	47	034 FISH, FRESH, CHILLED, FROZN	57	68	38
665 GLASSWARE	1 053	1 097	576	036 CRUSTACEANS, MOLLUSCS ETC	110	116	66
666 POTTERY	56	82	44	288 NON-FERROUS WASTE, SCRAP	64 310	47 654	25 315
673 FLAT-ROLLED IRON ETC.	48 184	4 408	2 341	289 PREC. METAL DRES, CONCRTS	32	968	517
674 FLAT-ROLLED PLATED IRON	5 117	513	272	291 CRUDE ANIMAL MATERLS, NES	256	1 077	579
675 FLAT-ROLLED, ALLDY STEEL	1 901	292	159	292 CRUDE VEG. MATERIALS, NES	115	59	30
676 IRON, STL. BAR, SHAPES ETC.	11 071	1 098	583	333 PETROLEUM OILS, CRUDE	51 730 689	1 236 700	655 592
678 WIRE OF IRON OR STEEL	4 849	594	316	334 PETROLEUM PRODUCTS	701 616	22 313	11 753
679 TUBES, PIPES, ETC. IRON, STL	9 436	1 922	1 032	342 LIQUEFIED PROPANE, BUTANE	265 420	6 625	3 569
682 COPPER	515	508	275	511 HYDROCARBONS, NES, DERIVTS	1 279	210	108
683 NICKEL	12	85	44	512 ALCOHOL, PHENOL, ETC. DERIV	476 095	15 789	8 326
684 ALUMINIUM	1 081	1 033	562	515 ORGANO-INORGANIC COMPNDS	26 607	6 220	3 336
691 METALLIC STRUCTURES NES	1 964	849	448				

7 IMPORTS AND EXPORTS (SPECIAL TRADE) BY COUNTRIES OF PRODUCTION AND CONSUMPTION AND BY GROUPS OF THE SITC-REV. III 1989

GROUP DESCRIPTION	DT = 100 KG	1 000 DM	1 000 \$	GROUP DESCRIPTION	DT = 100 KG	1 000 DM	1 000 \$
516 OTHER ORGANIC CHEMICALS	30 144	4 340	2 315	513 CARBOXYLIC ACIDS, DERIVTS	13 519	2 961	1 569
541 MEDICINES, ETC., EXC. GRP542	60	80	442	514 NITROGEN-FUNCT. COMPOUNDS	29 905	12 018	6 413
571 POLYMERS OF ETHYLENE	634 493	105 476	56 144	515 ORGANO-INORGANIC COMPNDS	10 625	4 715	2 503
572 POLYMERS OF STYRENE	8 403	2 031	1 083	516 OTHER ORGANIC CHEMICALS	7 620	4 968	2 615
573 POLYMERS, VINYL CHLORIDE	28 147	4 891	2 612	522 INORGANIC CHEM. ELEMENTS	13 634	5 551	2 946
575 OTH. PLASTIC, PRIMARY FORM	2 274	393	211	523 METAL, SALTS, INORGAN. ACID	105 210	7 575	4 034
582 PLASTIC PLATE, SHEETS, ETC.	191	77	38	524 OTHER CHEMICAL COMPOUNDS	264	154	84
576 IRON, STL. BAR, SHAPES ETC.	6 010	519	278	531 SYNTH. COLOURS, LAKES, ETC.	502	1 162	616
581 SILVER, PLATINUM, ETC.	5	161	85	532 DYEING, TANNING MATERIALS	1 682	288	152
584 ALUMINIUM	728	364	202	533 PIGMENTS, PAINTS, ETC.	42 476	22 507	11 974
585 LEAD	421	56	32	541 MEDICINES, ETC., EXC. GRP542	2 432	10 586	5 567
591 METALLIC STRUCTURES NES	1 802	174	93	542 MEDICAMENTS	15 919	79 166	42 154
599 MANUFACTS. BASE METAL, NES	3 521	4 044	2 067	551 ESSNTL. OIL, PERFUME, FLAVR	2 077	5 266	2 790
713 INTRNL COMBUS PSTN ENGIN	281	280	144	553 PERFUMERY, COSMETICS, ETC.	41 018	37 609	19 966
714 ENGINES, MOTORS NON-ELECT	2	151	81	554 SOAP, CLEANERS, POLISH, ETC	33 936	8 689	4 666
716 ROTATING ELECTRIC PLANT	258	821	436	562 FERTILIZER, EXCEPT GRP272	13 053	3 069	1 660
718 OTH. POWR. GENRTNG. MACHNRY	169	1 693	881	571 POLYMERS OF ETHYLENE	15 429	4 074	2 143
723 CIVIL ENGINEERING EQUIPT	111	353	191	572 POLYMERS OF STYRENE	3 985	1 166	626
726 PRINTNG, BOOKBINDNG MACHS	80	136	73	573 POLYMERS, VINYL CHLORIDE	3 620	1 201	636
728 OTH. MACH. PTS, SPCL INDUST	49	157	83	574 POLYACETAL, POLYCARBONATE	14 891	6 181	3 299
733 MACH-TOOLS, METAL-WORKING	1 323	1 229	671	575 OTH. PLASTIC, PRIMARY FORM	36 622	12 893	6 852
735 PARTS, NES, FOR MACH-TOOLS	539	503	274	579 PLASTIC WASTE, SCRAP ETC	2 046	72	39
737 METALWORKING MACHNRY NES	604	564	308	581 PLASTIC TUBE, PIPE, HOSE	2 213	3 510	1 835
741 HEATING, COOLING EQUIP, PART	347	302	163	582 PLASTIC PLATE, SHEETS, ETC	54 955	38 507	20 481
742 PUMPS FOR LIQUIDS, PARTS	25	138	72	583 MONOFILAMENT OF PLASTICS	491	536	285
743 PUMPS NES, CENTRIFUGS ETC	762	4 868	2 564	591 INSECTICIDES, ETC.	19 395	27 468	14 814
746 BALL OR ROLLER BEARINGS	15	90	47	592 STARCHES, INULIN, ETC.	9 684	6 466	3 407
747 TAPS, COCKS, VALVES, ETC.	8	92	46	597 PREPRED ADDITIVES, LIQUIDS	10 726	2 778	1 483
748 TRANSMISSIONS SHAFTS ETC	101	295	159	598 MISC. CHEMICAL PRODS, NES	88 428	33 114	17 614
749 NON-ELECT MACH. PARTS, ETC	11	2 369	1 259	600 CPL IND PLANT CHAP 69-76	1 747	1 672	873
752 AUTOMATC. DATA PROC. EQUIP	10	348	185	611 LEATHER	24	74	37
759 PARTS, FOR OFFICE MACHINS	1	174	94	612 MANUFACT. LEATHER ETC. NES	21	243	131
764 TELECOMM. EQUIP. PARTS NES	11	168	92	621 MATERIALS OF RUBBER	3 522	2 895	1 539
771 ELECT POWER MACHNRY, PARTS	38	705	376	625 RUBBER TYRES, TUBES, ETC.	16 704	12 180	6 516
772 ELEC. SWITCH, RELAY, CIRCUT	185	700	376	629 ARTICLES OF RUBBER, NES	4 446	7 470	3 981
773 ELECTR. DISTRIBUT. EQUIP NES	292	234	123	634 VENEERS, PLYWOOD, ETC.	34 414	4 095	2 191
776 TRANSISTORS, VALVES, ETC.	67	365	190	635 WOOD MANUFACTURES, NES	5 483	2 106	1 118
778 ELECTRIC MACH. APPART. NES	96	160	86	641 PAPER AND PAPERBOARD	139 586	32 553	17 280
781 PASS. MOTOR VEHCLS. EX. BUS	305	1 126	611	642 PAPER, PAPERBOARD, CUT ETC	39 136	12 843	6 839
782 GOODS, SPCL. TRANSPORT VEH	929	1 186	612	651 TEXTILE YARN	1 189	3 363	1 786
783 ROAD MOTOR VEHICLES NES	1 473	2 095	1 106	652 COTTON FABRICS, WOVEN	658	2 274	1 209
784 PARTS, TRACTORS, MOTOR VEH	130	66	38	653 FABRICS, MAN-MADE FIBRES	1 792	6 004	3 191
792 AIRCRAFT, ASSCCTD. EQUIPNT	2	448	240	654 OTH. TEXTILE FABRIC, WOVEN	480	1 320	703
872 MEDICAL INSTRUMENTS NES	9	164	88	655 KNIT. CROCHET, FABRIC NES	356	902	482
874 MEASURE, CONTROL INSTRMIT	6	2 861	1 498	656 TULLE, LACE, EMBROIDRY, ETC	104	243	130
884 OPTICAL GOODS NES	1	89	36	657 SPECIAL YARN, TYXL. FABRIC	7 998	6 764	3 626
885 WATCHES AND CLOCKS	64	64	36	658 TEXTILE ARTICLES NES	672	2 259	1 194
892 PRINTED MATTER	125	206	106	659 FLOOR COVERINGS, ETC.	3 142	6 237	3 335
893 ARTICLES, NES, OF PLASTICS	401	148	76	661 LIME, CEMENT, CONSTR. MATRL	53 462	5 098	2 672
897 GOLD, SILVERWARE, JEWEL NES	57	57	32	662 CLAY, REFRACT. CONSTR. MATRL	182 830	23 673	12 546
EXPORTS	8 431 858	2 807 783	1 493 595	663 MINERAL MANUFACTURES, NES	17 663	9 572	5 136
001 LIVE ANIMALS	14 382	7 034	3 732	664 GLASS	58 273	7 757	4 109
011 BOVINE MEAT	49 310	15 210	8 026	665 GLASSWARE	11 394	6 665	3 548
012 OTHER MEAT, MEAT OFFAL	15 939	2 397	1 238	666 POTTERY	684	2 125	1 130
017 MEAT, OFFL. PRPD, PRSVD, NES	585	510	272	667 PEARLS, PRECIOUS STONES	274 998	21 993	11 776
022 MILK AND CREAM	268 070	96 322	51 338	673 FLAT-ROLLED IRON ETC.	193 171	27 353	14 525
023 BUTTER, OTHER FAT OF MILK	1 690	484	257	674 FLAT-ROLLED PLATED IRON	3 923	923	499
024 CHEESE AND CURD	33 192	14 510	7 734	675 FLAT-ROLLED, ALLOY STEEL	110 965	10 110	5 285
025 EGGS, BIRDS, YOLKS, ALBUMIN	2 736	760	409	676 IRON, STL. BAR, SHAPES ETC.	1 222	203	104
037 FISH ETC. PREPD, PRSVD, NES	12	223	119	677 RAILWAY TRACK IRON, STEEL	1 722	433	232
043 BARLEY, UNMILLED	4 524 996	105 154	55 949	678 WIRE OF IRON OR STEEL	115 414	32 199	17 064
048 CEREAL PREPARATIONS	14 483	7 620	4 113	679 TUBES, PIPES, ETC. IRON, STL	197	1 223	649
056 VEGETABLES, PRPD, PRSVD, NES	2 162	390	205	681 SILVER, PLATINUM, ETC.	15 435	13 256	7 051
058 FRUIT, PRESERVED, PREPARED	5 055	1 449	769	682 COPPER	1 535	6 085	3 189
059 FRUIT, VEGETABLE JUICES	395	84	46	683 NICKEL	168 188	105 841	56 221
061 SUGARS, MOLASSES, HONEY	213 558	15 229	8 301	684 ALUMINIUM	2 415	658	348
062 SUGAR CONFECTIONERY	3 848	2 091	1 122	685 LEAD	2 111	852	457
071 COFFEE, COFFEE SUBSTITUTE	1 508	1 941	1 028	686 ZINC	27	74	42
072 COCOA	1 520	610	327	687 MISC. NON-FERR. BASE METAL	34 676	25 150	13 434
073 CHOCOLATE, OTH. COCOA PREP	1 921	1 369	692	691 METALLIC STRUCTURES NES	1 324	1 250	663
075 SPICES	43	119	66	692 CONTAINERS, STORAGE, TRNSP	2 511	1 400	739
081 ANIMAL FEED STUFF	37 075	5 222	2 718	693 WIRE PRODUCTS EXCL. ELECT	6 480	5 972	3 152
091 MARGARINE AND SHORTENING	1 714	338	178	694 NAILS, SCREWS, NUTS, ETC.	8 797	18 834	10 010
098 EDIBLE PROD. PREPRTNS, NES	17 859	13 411	7 116	695 TOOLS	837	5 201	2 772
111 NON-ALCOHOL. BEVERAGE, NES	4 455	1 603	856	696 CUTLERY	4 629	9 345	5 000
112 ALCOHOLIC BEVERAGES	1 760	218	113	697 HOUSEHOLD EQUIPMENT, NES	32 266	29 880	15 809
122 TOBACCO, MANUFACTURED	10 933	15 334	8 198	699 MANUFACTS. BASE METAL, NES	7 347	74 422	39 296
232 SYNTHETIC RUBBER, ETC.	2 793	380	204	700 CPL IND PLANT (84/85/87)	546	880	472
248 WOOD, SIMPLY WORKED	81	111	59	711 STEAM GENER. BOILERS, ETC.	34	1 288	687
266 SYNTHETIC FIBRES	488	167	89	712 STEAM TURBINES	8 927	45 338	24 175
269 WORN CLOTHING, TEXTL. ARTL	8 889	1 108	585	713 INTRNL COMBUS PSTN ENGIN	814	32 472	17 346
272 FERTILIZERS, CRUDE	1 428	86	46	714 ENGINES, MOTORS NON-ELECT	7 918	18 054	9 905
273 STONE, SAND AND GRAVEL	8 864	245	128	716 ROTATING ELECTRIC PLANT	423	2 528	1 337
278 OTHER CRUDE MINERALS	38 760	1 683	893	718 OTH. POWR. GENRTNG. MACHNRY	14 732	16 663	9 063
285 ALUMINIUM ORE, CONCTR. ETC	457	65	35	721 AGRIC. MACHINES, EX. TRACTR	6 496	9 724	5 152
287 DRE, CONCENTR. BASE METALS	4 750	1 482	789	722 TRACTORS	6 111	11 017	5 898
288 NON-FERRDUS WASTE, SCRAP	106	184	106	723 CIVIL ENGINEERING EQUIPT	763	4 239	2 240
292 CRUDE VEG. MATERIALS, NES	22	64	31	724 TEXTILE, LEATHER MACHINES	1 084	5 239	2 853
321 COAL, NOT AGGLOMERATED	20 000	482	263	725 PAPER, PULP MILL MACHINES	3 622	17 849	9 410
322 BRIQUETTES, LIGNITE, PEAT	73 068	2 407	1 322	726 PRINTNG, BOOKBINDNG MACHS	299	1 975	1 044
334 PETROLEUM PRODUCTS	6 078	1 655	882	727 FOOD-PROCESS. MCH. NON DOM	14 333	35 882	18 967
335 RESIDUAL PETROL. PRODUCTS	5 580	708	387	728 OTH. MACH. PTS, SPCL INDUST	1 625	7 541	4 093
421 FIXED VEG. FAT, OILS, SOFT	20 663	2 492	1 375	731 METAL REMOVAL WORK TOOLS	1 626	3 503	1 850
422 FIXED VEG. FAT, OILS, OTHER	370	115	61	733 MACH-TOOLS, METAL-WORKING	654	4 723	2 520
431 ANIMAL, VEG. FATS, OILS, NES	26 955	5 025	2 673	735 PARTS, NES, FOR MACH-TOOLS	2 601	7 650	4 011
511 HYDROCARBONS, NES, DERIVTS	32 407	6 632	3 493	737 METALWORKING MACHNRY NES	9 367	33 785	17 985
512 ALCOHOL, PHENOL, ETC. DERIV	5 608	1 455	771	741 HEATING, COOLING EQUIP, PART	7 815	29 551	15 849
				742 PUMPS FOR LIQUIDS, PARTS			
				743 PUMPS NES, CENTRIFUGS ETC			

7 IMPORTS AND EXPORTS (SPECIAL TRADE) BY COUNTRIES OF PRODUCTION AND CONSUMPTION AND BY GROUPS OF THE SITC-REV. III 1989

GROUP DESCRIPTION	DT = 100 KG	1 000 DM	1 000 \$	GROUP DESCRIPTION	DT = 100 KG	1 000 DM	1 000 \$
718 OTH. POWR. GENRTNG. MACHNRY	29	1 327	709	073 CHOCOLATE, OTH. COCOA PREP	242	331	182
721 AGRIC. MACHINES, EX. TRACTR	574	811	437	098 EDIBLE PROD. PREPRTNS, NES	505	498	266
722 TRACTORS	42	85	46	111 NON-ALCOHOL. BEVERAGE, NES	783	92	48
723 CIVIL ENGINEERING EQUIPT	1 953	3 341	1 764	112 ALCOHOLIC BEVERAGES	2 906	606	325
724 TEXTILE, LEATHER MACHINES	37	268	140	122 TOBACCO, MANUFACTURED	309	556	301
725 PAPER, PULP MILL MACHINES	558	2 654	1 422	232 SYNTHETIC RUBBER, ETC.	324	59	31
726 PRINTNG, BOOKBINDNG MACHS	2 258	16 631	8 655	322 BRIQUETTES, LIGNITE, PEAT	1 620	68	38
727 FOOD-PROCESS. MCH. NON DOM	712	2 222	1 243	335 RESIDUAL PETROL. PRODUCTS	134 027	4 736	2 559
728 OTH. MACH. PTS, SPCL INDUST	4 032	7 738	4 097	511 HYDROCARBONS, NES, DERIVTS	1 376	353	186
731 METAL REMOVAL WORK TOOLS	52	235	129	514 NITROGEN-FUNCT. COMPOUNDS	823	401	209
733 MACH-TOOLS, METAL-WORKING	478	1 915	1 092	516 OTHER ORGANIC CHEMICALS	76	249	130
735 PARTS, NES, FOR MACH-TOOLS	110	603	327	522 INORGANIC CHEM. ELEMENTS	1 954	411	214
737 METALWORKING MACHNRY NES	60	243	131	523 METAL. SALTS, INORGAN. ACID	8 353	693	372
741 HEATNG, COOLNG EQUIP, PART	.	.	524	524 OTHER CHEMICAL COMPOUNDS	57	71	37
742 PUMPS FOR LIQUIDS, PARTS	2 008	8 960	4 787	533 PIGMENTS, PAINTS, ETC.	2 109	923	483
743 PUMPS NES, CENTRIFUGS ETC	1 276	5 000	2 667	541 MEDICINES, ETC. EXC. GRP542	231	1 094	578
744 MECHANICAL HANDLING EQUIP	3 110	5 074	2 721	542 MEDICAMENTS	886	2 358	1 245
745 OTH. NONELEC MCH. TOOL, NES	1 750	6 848	3 633	551 ESSNTL. OIL, PERFUME, FLAVR	9	113	60
746 BALL OR ROLLER BEARINGS	541	1 690	906	553 PERFUMERY, COSMETICS, ETC.	2 277	2 585	1 367
747 TAPS, COCKS, VALVES, ETC.	5 547	13 850	7 391	554 SOAP, CLEANERS, POLISH, ETC	1 364	527	280
748 TRANSMISSIONS SHAFTS ETC	1 529	7 721	4 125	562 FERTILIZER, EXCEPT GRP272	2 015	80	40
749 NON-ELECT MACH. PARTS, ETC	661	3 792	2 008	572 POLYMERS OF STYRENE	1 036	263	142
751 OFFICE MACHINES	457	1 279	680	574 POLYACETAL, POLYCARBONATE	1 583	491	258
752 AUTOMATC. DATA PROC. EQUIP	200	3 390	1 822	575 OTH. PLASTIC, PRIMARY FORM	2 733	750	405
759 PARTS, FOR OFFICE MACHINS	86	2 145	1 146	581 PLASTIC TUBE, PIPE, HOSE	93	62	32
761 TELEVISION RECEIVERS ETC	115	688	366	582 PLASTIC PLATE, SHEETS, ETC	917	1 023	547
762 RADIO-BROADCAST RECEIVER	17	359	191	591 INSECTICIDES, ETC.	57	64	33
763 SOUND RECORDER, PHONOGRPH	10	468	243	592 STARCHES, INULIN, ETC.	492	313	166
764 TELECOMM. EQUIP. PARTS NES	415	9 668	5 127	598 MISC. CHEMICAL PRODS, NES	12 611	3 239	1 685
771 ELECT POWER MACHNY. PARTS	3 976	7 804	4 063	612 MANUFACT. LEATHER ETC. NES	4	64	35
772 ELEC. SWITCH, RELAY, CIRCUIT	3 641	29 256	15 688	621 MATERIALS OF RUBBER	154	191	99
773 ELECTR. DISTRIBUT. EQPT NES	3 179	2 856	1 520	625 RUBBER TYRES, TUBES, ETC.	5 918	4 814	2 585
774 ELECTRO-MEDCL. XRAY EQUIP	184	4 742	2 515	629 ARTICLES OF RUBBER, NES	310	486	256
775 DOM. ELEC. NON-ELEC. EQUIPT	4 341	7 078	3 741	634 VENEERS, PLYWOOD, ETC.	1 997	255	133
776 TRANSISTORS, VALVES, ETC.	4	586	320	635 WOOD MANUFACTURES, NES	2 577	467	242
778 ELECTRIC MACH. APPART. NES	9 227	11 720	6 225	641 PAPER AND PAPERBOARD	8 565	2 221	1 169
781 PASS. MOTOR VEHCLS. EX. BUS	37 363	118 421	63 427	642 PAPER, PAPERBOARD, CUT ETC	3 851	1 346	717
782 GOODS, SPCL TRANSPORT VEH	14 836	26 445	14 190	651 TEXTILE YARN	13	99	53
783 ROAD MOTOR VEHICLES NES	5 294	9 935	5 678	652 COTTON FABRICS, WOVEN	74	273	142
784 PARTS, TRACTORS, MOTOR VEH	18 536	50 997	27 166	653 FABRICS, MAN-MADE FIBRES	167	472	250
786 TRAILERS, SEMI-TRAILR, ETC	19 762	15 175	8 029	657 SPECIAL YARN, TXTL. FABRIC	289	364	194
792 AIRCRAFT, ASSOCTD. EQUIPNT	13	4 049	2 142	658 TEXTILE ARTICLES NES	601	947	507
800 CPL IND PLANT CHAP 90/94	117	668	342	659 FLOOR COVERINGS, ETC.	15	70	36
812 PLUMBNG, SANITRY, EQPT. ETC	792	895	480	662 CLAY, REFCT. CONSTR. MATRL	5 129	728	384
813 LIGHTNG FIXTURES ETC. NES	1 696	3 653	1 947	663 MINERAL MANUFACTURES, NES	1 795	582	310
821 FURNITURE, CUSHIONS, ETC.	4 493	5 091	2 692	664 GLASS	2 089	320	168
831 TRUNK, SUIT-CASES, BAG, ETC	94	881	468	665 GLASSWARE	185	240	130
841 MENS, BOYS CLOTHNG, X-KNIT	469	6 328	3 355	666 POTTERY	83	158	85
842 WOMEN, GIRL CLOTHNG, XKNIT	311	6 486	3 432	673 FLAT-ROLLED IRON ETC.	44 284	4 123	2 206
843 MENS, BOYS CLOTHNG, KNIT	9	133	63	674 FLAT-ROLLED PLATED IRON	3 212	443	233
844 WOMEN, GIRLS CLOTHNG, KNIT	96	2 009	1 058	675 FLAT-ROLLED, ALLOY STEEL	695	100	50
845 OTHR. TEXTILE APPAREL, NES	331	3 430	1 820	676 IRON, STL. BAR, SHAPES ETC.	9 802	863	481
846 CLOTHING ACCESSRS, FABRIC	17	404	209	679 TUBES, PIPES, ETC. IRON, STL	81 344	13 105	6 812
848 CLOTHING, NONTXL. HEADGEAR	231	803	426	682 COPPER	101	114	59
851 FOOTWEAR	477	2 695	1 418	683 NICKEL	2 087	8 355	4 379
871 OPTICAL INSTRUMENTS, NES	34	1 160	616	684 ALUMINIUM	192	278	145
872 MEDICAL INSTRUMENTS NES	284	5 886	3 128	689 MISC. NON-FERR. BASE METAL	968	434	227
873 METERS, COUNTERS, NES	61	537	277	691 METALLIC STRUCTURES NES	1 807	864	459
874 MEASURE, CONTROL INSTRMIT	371	12 465	6 613	692 CONTAINERS, STORAGE, TRNSP	65	75	37
881 PHOTOGRAPH APPAR. ETC. NES	157	1 370	719	693 WIRE PRODUCTS EXCL. ELECT	274	102	51
882 PHOTO. CINEMATDGRPH. SUPPL	3 006	5 238	2 778	694 NAILS, SCREWS, NUTS, ETC.	662	504	261
884 OPTICAL GOODS NES	6	1 430	765	695 TOOLS	581	1 208	633
885 WATCHES AND CLOCKS	48	2 548	1 360	696 CUTLERY	161	1 160	604
892 PRINTED MATTER	1 081	2 071	1 104	697 HOUSEHOLD EQUIPMENT, NES	183	549	288
893 ARTICLES, NES, OF PLASTICS	4 884	6 525	3 462	699 MANUFACT. BASE METAL, NES	1 306	1 642	865
894 BABY CARRIAGE, TOYS, GAMES	819	1 729	916	712 STEAM TURBINES	8	103	55
895 OFFICE, STATIONERY SUPPLS	1 066	2 858	1 511	713 INTRNL COMBUS PSTN ENGIN	121	4 006	2 142
896 WORKS OF ART, ANTIQUE ETC	18	271	139	714 ENGINES, MOTORS NON-ELECT	74	4 704	2 503
897 GOLD, SILVERWARE, JEWEL NES	4	567	296	716 ROTATING ELECTRIC PLANT	442	1 133	592
898 MUSICAL INSTRUMENTS, ETC.	512	1 678	898	718 OTH. POWR. GENRTNG. MACHNRY	29	126	66
899 MISC MANUFCTRD GOODS NES	299	1 146	614	721 AGRIC. MACHINES, EX. TRACTR	58	72	36
941 COMPL IND PLANT CHAPT 99	145	640	338	723 CIVIL ENGINEERING EQUIPT	644	1 039	545
971 GOLD, NONMONTY EXCL DRES	15	34 002	17 961	724 TEXTILE, LEATHER MACHINES	24	132	70
				725 PAPER, PULP MILL MACHINES	140	733	387
				726 PRINTNG, BOOKBINDNG MACHS	284	1 316	684
				727 FOOD-PROCESS. MCH. NON DOM	99	506	260
				728 OTH. MACH. PTS, SPCL INDUST	1 326	2 887	1 538
				733 MACH-TOOLS, METAL-WORKING	105	328	184
				735 PARTS, NES, FOR MACH-TOOLS	20	159	83
				737 METALWORKING MACHNRY NES	47	269	141
				741 HEATNG, COOLNG EQUIP, PART	.	.	.
				742 PUMPS FOR LIQUIDS, PARTS	715	1 730	932
				743 PUMPS NES, CENTRIFUGS ETC	315	1 517	805
				744 MECHANICAL HANDLING EQUIP	1 842	3 251	1 807
				745 OTH. NONELEC MCH. TOOL, NES	396	1 701	905
				746 BALL OR ROLLER BEARINGS	21	123	66
				747 TAPS, COCKS, VALVES, ETC.	497	1 442	762
				748 TRANSMISSIONS SHAFTS ETC	67	447	230
				749 NON-ELECT MACH. PARTS, ETC	64	530	279
				751 OFFICE MACHINES	87	279	150
				752 AUTOMATC. DATA PROC. EQUIP	91	840	449
				759 PARTS, FOR OFFICE MACHINS	13	214	114
				761 TELEVISION RECEIVERS ETC	73	214	114
				764 TELECOMM. EQUIP. PARTS NES	27	3 540	1 852
				771 ELECT POWER MACHNY. PARTS	1 253	902	486
				772 ELEC. SWITCH, RELAY, CIRCUIT	774	2 901	1 542
				773 ELECTR. DISTRIBUT. EQPT NES	281	348	180
				774 ELECTRO-MEDCL. XRAY EQUIP	159	2 708	1 446
				775 DOM. ELEC. NON-ELEC. EQUIPT	941	1 704	899
BAHRAIN							
IMPORTS							
074 TEA AND MATE	106	86	48				
288 NON-FERROUS WASTE, SCRAP	623	211	112				
684 ALUMINIUM	22 158	10 521	5 565				
714 ENGINES, MOTORS NON-ELECT	10	537	277				
743 PUMPS NES, CENTRIFUGS ETC	15	206	108				
772 ELEC. SWITCH, RELAY, CIRCUIT		77	40				
874 MEASURE, CONTROL INSTRMIT	2	125	66				
897 GOLD, SILVERWARE, JEWEL NES	2	99	53				
EXPORTS							
001 LIVE ANIMALS	15	88	47				
012 OTHER MEAT, MEAT OFFAL	582	189	101				
017 MEAT, OFFL. PRPD, PRSVD, NES	59	76	42				
022 MILK AND CREAM	16 977	2 892	1 541				
024 CHEESE AND CURD	4 469	2 441	1 306				
048 CEREAL PREPARATIONS	1 774	1 152	602				
056 VEGETABLES, PRPD, PRSVD, NES	155	97	48				
058 FRUIT, PRESERVED, PREPARED	97	75	38				
061 SUGARS, MOLASSES, HONEY	118 308	6 328	3 402				
071 COFFEE, COFFEE SUBSTITUTE	55	61	32				

7 IMPORTS AND EXPORTS (SPECIAL TRADE) BY COUNTRIES OF PRODUCTION AND CONSUMPTION AND BY GROUPS OF THE SITC-REV. III 1989

GROUP DESCRIPTION	DT - 100 KG	1 000 DM	1 000 \$	GROUP DESCRIPTION	DT - 100 KG	1 000 DM	1 000 \$
776 TRANSISTORS, VALVES, ETC.		89	43	674 FLAT-ROLLED PLATED IRON	1 230	185	96
778 ELECTRIC MACH. APPART. NES	12 562	4 786	2 507	676 IRON, STL. BAR, SHAPES ETC.	8 100	984	523
781 PASS. MOTOR VEHCLS. EX. BUS	7 855	29 087	15 574	679 TUBES, PIPES, ETC. IRON, STL	47 786	6 565	3 518
782 GOODS, SPCL. TRANSPORT VEH	252	187	99	683 NICKEL	207	1 779	1 022
784 PARTS, TRACTORS, MOTOR VEH	1 728	6 980	3 705	684 ALUMINIUM	27	61	34
786 TRAILERS, SEMI-TRAILER, ETC	60	213	110	691 METALLIC STRUCTURES NES	1 435	411	217
792 AIRCRAFT, ASSOCD. EQUIPMT		486	260	694 NAILS, SCREWS, NUTS, ETC.	135	109	56
793 SHIP, BOAT, FLOAT, STRUCTRS	351	1 471	789	695 TOOLS	595	1 372	718
813 LIGHTING FIXTURES ETC. NES	332	1 114	552	696 CUTLERY	88	490	256
821 FURNITURE, CUSHIONS, ETC.	1 560	2 162	1 145	697 HOUSEHOLD EQUIPMENT, NES	155	380	202
831 TRUNK, SUIT-CASES, BAG, ETC	51	294	157	699 MANUFACT. BASE METAL, NES	702	900	477
841 MENS, BOYS CLOTHING, X-KNIT	25	489	266	713 INTRNL COMBUS PSTN ENGIN	182	1 030	548
842 WOMEN, GIRL CLOTHING, X-KNIT	5	609	310	714 ENGINES, MOTORS NON-ELECT	170	7 119	3 816
845 OTHR. TEXTILE APPAREL, NES	8	263	135	716 ROTATING ELECTRIC PLANT	31	166	88
846 CLOTHING ACCESSRS, FABRIC	2	134	71	721 AGRIC. MACHINES, EX. TRACTR	90	210	108
849 CLOTHING, NONTEXTL; HEADGEAR	32	246	134	723 CIVIL ENGINEERING EQUIPT	111	501	265
851 FOOTWEAR	22	211	111	724 TEXTILE, LEATHER MACHINES	7	76	42
871 OPTICAL INSTRUMENTS, NES	1	54	31	726 PRINTING, BOOKBINDING MACHS	18	87	45
872 MEDICAL INSTRUMENTS NES	153	777	408	728 OTH. MACH. PTS, SPCL. INDUST	136	604	318
874 MEASURE, CONTROL INSTRMNT	182	2 658	1 412	731 METAL REMOVAL WORK TOOLS	31	94	54
881 PHOTOGRAPH APPAR. ETC. NES	28	354	186	737 METALWORKING MACHNRY NES	38	192	98
882 PHOTO. CINEMATOGPH. SUPPL	331	578	311	741 HEATING, COOLING EQUIP, PART			
884 OPTICAL GOODS NES	2	533	280	742 PUMPS FOR LIQUIDS, PARTS	354	2 871	1 519
885 WATCHES AND CLOCKS	10	2 513	1 336	743 PUMPS NES, CENTRIFUGS ETC	338	4 595	2 440
892 PRINTED MATTER	666	605	318	744 MECHANICAL HANDLING EQUIP	349	689	365
893 ARTICLES, NES, OF PLASTICS	880	1 095	584	745 OTH. NONELEC MCH, TOOL, NES	172	865	450
894 BABY CARRIAGE, TOYS, GAMES	140	284	149	746 BALL OR ROLLER BEARINGS	12	102	58
895 OFFICE, STATIONERY SUPPLS	211	934	481	747 TAPS, COCKS, VALVES, ETC.	407	1 235	651
897 GOLD, SILVERWARE, JEWEL NES	12	1 416	748	748 TRANSMISSIONS SHAFTS ETC	36	408	213
898 MUSICAL INSTRUMENTS, ETC.	2	305	162	749 NON-ELECT MACH, PARTS, ETC	112	638	337
899 MISC MANUFACTRD GOODS NES	282	552	292	751 OFFICE MACHINES	26	111	59
				752 AUTOMATC. DATA PROC. EQUIP	32	535	281
QATAR				759 PARTS, FOR OFFICE MACHINS	25	139	70
IMPORTS	1 122 103	35 575	19 525	761 TELEVISION RECEIVERS ETC	31	128	66
273 STONE, SAND AND GRAVEL	1 519	55	30	762 RADIO-BROADCAST RECEIVER	4	74	36
333 PETROLEUM OILS, CRUDE	1 119 709	28 862	15 960	764 TELECOMM. EQUIP. PARTS NES	144	3 221	1 721
659 FLOOR COVERINGS, ETC.	105	139	72	771 ELECT. POWER MACHNRY, PARTS	36	175	92
714 ENGINES, MOTORS NON-ELECT	71	1 225	657	772 ELEC. SWITCH. RELAY, CIRCUIT	293	1 356	722
743 PUMPS NES, CENTRIFUGS ETC	27	667	342	773 ELECTR. DISTRIB. EQPT NES	141	275	142
781 PASS. MOTOR VEHCLS. EX. BUS	55	69	35	774 ELECTRO-MECHAN. XRAY EQUIP	121	1 938	1 051
874 MEASURE, CONTROL INSTRMNT	1	72	38	775 DOM. ELEC. NON-ELEC. EQUIPT	528	1 283	686
				776 TRANSISTORS, VALVES, ETC.	1	159	80
EXPORTS	283 227	165 341	87 943	778 ELECTRIC MACH. APPART. NES	709	1 646	862
001 LIVE ANIMALS	292	378	203	781 PASS. MOTOR VEHCLS. EX. BUS	11 697	50 517	26 996
011 BOVINE MEAT	1 305	688	367	782 GOODS, SPCL. TRANSPORT VEH	1 634	1 292	686
022 MILK AND CREAM	6 710	1 367	718	783 ROAD MOTOR VEHICLES NES	1 814	614	332
024 CHEESE AND CURD	3 138	1 686	903	784 PARTS, TRACTORS, MOTOR VEH	2 625	9 492	5 037
048 CEREAL PREPARATIONS	564	347	182	786 TRAILERS, SEMI-TRAILER, ETC	1 031	223	120
061 SUGARS, MOLASSES, HONEY	1 642	207	116	793 SHIP, BOAT, FLOAT, STRUCTRS	3 002	1 266	684
062 SUGAR CONFECTIONERY	179	121	62	812 PLUMBING, SANITARY, EQPT. ETC	213	170	89
071 COFFEE, COFFEE SUBSTITUTE	56	52	28	821 LIGHTING FIXTURES ETC. NES	155	726	391
073 CHOCOLATE, OTH. COCOA PREP	96	109	50	821 FURNITURE, CUSHIONS, ETC.	707	719	382
086 EDIBLE PROD. PREPRTS, NES	333	278	147	831 TRUNK, SUIT-CASES, BAG, ETC	34	159	82
122 TOBACCO, MANUFACTURED	126	220	118	841 MENS, BOYS CLOTHING, X-KNIT	44	302	158
278 OTHER CRUDE MINERALS	9 836	146	77	842 WOMEN, GIRL CLOTHING, X-KNIT	8	269	126
334 PETROLEUM PRODUCTS	401	82	44	844 WOMEN, GIRLS CLOTHING, KNIT	5	108	57
511 HYDROCARBONS, NES, DERIVTS	709	172	91	845 OTHR. TEXTILE APPAREL, NES	14	282	144
512 ALCOHOL, PHENOL, ETC. DERIV	344	1 175	89	851 FOOTWEAR	71	343	176
513 CARBOXYLIC ACIDS, DERIVTS	683	1 237	661	871 OPTICAL INSTRUMENTS, NES	6	440	229
514 NITROGEN-FUNCT. COMPOUNDS	1 759	590	309	872 MEDICAL INSTRUMENTS NES	74	1 011	542
515 ORGANIC-INORGANIC COMPOS	128	61	33	874 MEASURE, CONTROL INSTRMNT	80	2 784	1 481
516 OTHER ORGANIC CHEMICALS	4 026	441	235	881 PHOTOGRAPH APPAR. ETC. NES	11	143	76
522 INORGANIC CHEM. ELEMENTS	715	170	89	882 PHOTO. CINEMATOGPH. SUPPL	773	765	401
523 METAL. SALTS, INORGAN. ACID	27 563	1 485	792	884 OPTICAL GOODS NES	2	376	198
531 SYNTH. COLOURS, LAKES, ETC.	31	191	100	885 WATCHES AND CLOCKS	1	10 909	5 740
533 PIGMENTS, PAINTS, ETC.	790	512	264	892 PRINTED MATTER	80	156	85
541 MEDICINES, ETC. EXC. GRPS 542	112	587	309	893 ARTICLES, NES, OF PLASTICS	511	914	483
542 MEDICAMENTS	674	2 745	1 479	894 BABY CARRIAGE, TOYS, GAMES	286	343	185
553 PERFUMERY, COSMETICS, ETC.	1 518	1 897	1 009	895 OFFICE, STATIONERY SUPPLS	233	772	411
554 SOAP, CLEANERS, POLISH, ETC	1 029	418	221	897 GOLD, SILVERWARE, JEWEL NES	15	1 011	527
574 POLYACETAL, POLYCARBONATE	1 619	610	320	898 MUSICAL INSTRUMENTS, ETC.	15	160	82
575 OTH. PLASTIC, PRIMARY FORM	1 464	641	345	899 MISC MANUFACTRD GOODS NES	60	274	144
581 PLASTIC TUBE, PIPE, HOSE	47	118	62				
582 PLASTIC PLATE, SHEETS, ETC	233	285	153	ARAB EMIRAT			
591 INSECTICIDES, ETC.	268	240	127	IMPORTS	11 303 776	378 687	204 309
592 STARCHES, INULIN, ETC.	601	218	121	288 NON-FERROUS WASTE, SCRAP	38 469	12 117	6 507
597 PREPRD ADDITIVES, LIQUIDS	1 447	327	173	289 PREC. METAL ORES, CONCRTRS			
598 MISC. CHEMICAL PRODS. NES	1 424	965	503	291 CRUDE ANIMAL MATERLS, NES	268	2 042	1 091
621 MATERIALS OF RUBBER	24	60	31	333 PETROLEUM OILS, CRUDE	10 405 117	252 866	137 733
625 RUBBER TYRES, TUBES, ETC.	544	514	269	334 PETROLEUM PRODUCTS	830 177	26 717	13 987
629 ARTICLES OF RUBBER, NES	87	358	188	625 RUBBER TYRES, TUBES, ETC.	2 103	785	420
641 PAPER AND PAPERBOARD	1 848	651	344	658 TEXTILE ARTICLES NES	106	81	44
642 PAPER, PAPERBOARD, CUT ETC	689	419	225	659 FLOOR COVERINGS, ETC.	77	1 524	797
652 COTTON FABRICS, WOVEN	47	174	92	667 PEARLS, PRECIOUS STONES			
653 FABRICS, MAN-MADE FIBRES	61	280	152	682 COPPER	300	113	65
655 KNIT, CROCHET, FABRIC NES	16	59	31	684 ALUMINIUM	12 848	4 844	2 541
657 SPECIAL YARN, TXTL. FABRIC	66	107	61	689 MISC. NON-FERR. BASE METAL	138	61	31
658 TEXTILE ARTICLES NES	74	204	107	713 INTRNL COMBUS PSTN ENGIN	61	151	79
659 FLOOR COVERINGS, ETC.	18	77	41	716 ROTATING ELECTRIC PLANT	31	67	37
661 LIME, CEMENT, CONSTR. MATRL	80 001	1 124	583	718 OTH. POWER GENRTRNG. MACHNRY	586	281	148
662 CLAY, REFRCT. CONSTR. MATRL	18 527	2 908	1 538	723 CIVIL ENGINEERING EQUIPT	3	253	131
663 MINERAL MANUFACTURES, NES	1 522	1 308	690	742 PUMPS FOR LIQUIDS, PARTS	35	1 020	80
664 GLASS	796	89	46	743 PUMPS NES, CENTRIFUGS ETC	124	1 050	539
665 GLASSWARE	122	251	131	744 MECHANICAL HANDLING EQUIP	400	101	55
666 POTTERY	51	242	127	748 TRANSMISSIONS SHAFTS ETC	9	125	67
673 FLAT-ROLLED IRON ETC.	13 438	1 555	825	751 OFFICE MACHINES	9	140	74

7 IMPORTS AND EXPORTS (SPECIAL TRADE) BY COUNTRIES OF PRODUCTION AND CONSUMPTION AND BY GROUPS OF THE SITC-REV. III 1989

GROUP DESCRIPTION	DT = 100 KG	1 000 DM	1 000 \$	GROUP DESCRIPTION	DT = 100 KG	1 000 DM	1 000 \$
752 AUTOMATIC DATA PROC. EQUIP	38	477	243	654 OTH. TEXTILE FABRIC, WOVEN	217	699	373
759 PARTS, FOR OFFICE MACHINES	2	70	37	655 KNIT, CROCHET, FABRIC NES	465	1 486	790
762 RADIO-BROADCAST RECEIVER	149	239	136	656 TULLE, LACE, EMBROIDRY, ETC	23	86	47
763 SOUND RECORDER, PHONOGRAPH	2	89	48	657 SPECIAL YARN, TEXTILE FABRIC	1 357	1 929	1 029
764 TELECOMM. EQUIP. PARTS NES	10	643	339	658 TEXTILE ARTICLES NES	226	1 391	739
772 ELEC. SWITCH, RELAY, CIRCUIT	12	128	66	659 FLOOR COVERINGS, ETC.	614	1 324	712
774 ELECTRO-MEDCL. XRAY EQUIP	1	99	51	661 LIME, CEMENT, CONSTR. MATRL	100 860	1 633	870
776 TRANSISTORS, VALVES, ETC.		85	45	662 GLASS, REFLECT. CONSTR. MATRL	60 685	5 750	3 081
778 ELECTRIC MACH. APPART. NES	118	212	114	663 MINERAL MANUFACTURES, NES	10 509	3 117	1 660
781 PASS. MOTOR VEHICLES, EX. BUS	191	785	426	664 GLASS	5 509	1 048	547
792 AIRCRAFT, ASSOC'D. EQUIPNT	7	461	243	665 GLASSWARE	4 615	1 634	870
831 TRUNK, SUIT-CASES, BAG, ETC	343	658	350	666 POTTERY	581	1 284	684
841 MENS. BOYS CLOTHING, X-KNIT	2 397	7 014	3 721	667 PEARLS, PRECIOUS STONES			
842 WOMEN, GIRL CLOTHING, KNIT	763	2 560	1 351	671 PIG IRON, SPIEGELEISN, ETC	4 701	223	118
843 MENS. BOYS CLOTHING, KNIT	158	346	184	673 FLAT-ROLLED IRON ETC.	58 851	5 726	3 054
844 WOMEN, GIRLS CLOTHING, KNIT	496	1 186	625	674 FLAT-ROLLED PLATED IRON	16 101	3 003	1 628
845 OTHR. TEXTILE APPAREL, NES	2 852	5 786	3 117	675 FLAT-ROLLED, ALLOY STEEL	126	126	69
874 MEASURE, CONTROL INSTRUMNT	3	1 708	891	676 IRON, STL. BAR, SHAPES ETC.	34 150	3 118	1 895
882 PHOTO. CINEMATOGRAPH. SUPPL	138	508	272	678 WIRE OF IRON OR STEEL	638	136	75
884 OPTICAL GOODS NES	1	140	679	679 TUBES, PIPES, ETC. IRON, STL	202 508	35 289	18 842
897 GOLD, SILVERWARE, JEWEL NES		118	73	681 SILVER, PLATINUM, ETC.	2 055	70 832	37 214
898 MUSICAL INSTRUMENTS, ETC.	80		58	682 COPPER	4 350	3 529	1 855
971 GOLD, NONMONETARY EXCL ORES				683 NICKEL	19	136	69
				684 ALUMINIUM	4 747	4 777	2 561
EXPORTS	2 522 207	1 330 169	707 629	685 LEAD	310	87	46
001 LIVE ANIMALS	6 902	3 569	1 942	687 TIN	117	247	125
011 BOVINE MEAT	9 270	4 492	2 367	691 METALLIC STRUCTURES NES	13 469	6 529	3 480
017 MEAT, OFFL. PRPD, PRSVD, NES	92	117	2 367	692 CONTAINERS, STORAGE, TRISP	1 132	1 143	587
022 MILK AND CREAM	29 622	4 076	2 173	693 WIRE PRODUCTS EXCL. ELECT	4 240	1 389	744
023 BUTTER, OTHER FAT OF MILK	1 111	495	2 173	694 NAILS, SCREWS, NUTS, ETC.	1 064	1 588	854
024 CHEESE AND CURD	7 346	3 999	2 145	695 TOOLS	3 908	11 508	6 134
024 EGGS, BIRDS, YOLKS, ALBUMIN	371	90	2 145	696 CUTLERY	1 107	3 872	2 080
037 FISH ETC. PRPD, PRSVD, NES	20	222	49	697 HOUSEHOLD EQUIPMENT, NES	3 771	4 891	2 612
048 CEREAL PREPARATIONS	6 277	4 263	118	699 MANUFACT. BASE METAL, NES	13 494	10 593	5 634
056 VEGETABLES, PRPD, PRSVD, NES	1 180	520	2 263	700 CPL. IND PLANT (84/85/87)	2 269	42 581	23 285
058 FRUIT PRESERVED, PREPARED	47	86	276	711 STEAM GENER. BOILERS, ETC.	1 227	1 467	782
061 SUGARS, MOLASSES, HONEY	1 159 745	75 069	40 507	712 STEAM TURBINES	54	1 10	657
062 SUGAR CONFECTIONERY	1 160	615	327	713 INTERNAL COMBUS. PSTN ENGIN	7 550	22 781	12 089
071 COFFEE, COFFEE SUBSTITUTE	76	64	327	714 ENGINES, MOTORS NON-ELECT	320	29 651	15 479
072 COCOA	1 129	804	259	716 ROTATING ELECTRIC PLANT	2 568	6 217	3 386
073 CHOCOLATE, OTH. COCOA PREP	2 981	567	308	718 OTH. POWR. GENRTNG, MACHNRY	4 143	1 090	589
081 ANIMAL FEED STUFF	7 484	111	436	721 AGRIC. MACHINES, EX. TRACTR	1 311	1 138	600
091 MARGARINE AND SHORTENING	7 707	8 147	308	722 TRACTORS	48	150	80
098 EDIBLE PRPD. PREPRTNS, NES	2 014	2 289	58	723 CIVIL ENGINEERING EQUIPT	12 989	15 550	8 273
111 NON-ALCOHOL. BEVERAGE, NES	13 587	2 242	4 349	724 TEXTILE, LEATHER MACHINES	519	2 153	1 153
112 ALCOHOLIC BEVERAGES	2 669	4 305	1 155	725 PAPER, PULP, MILL MACHINES	310	724	378
122 TOBACCO, MANUFACTURED	1 405	207	1 189	726 PRINTING, BOOKBINDING MACHS	1 681	8 055	4 233
232 SYNTHETIC RUBBER, ETC.	8 761	281	2 275	727 FOOD-PROCESS. MCH. NON DOM	323	1 279	675
278 OTHER CRUDE MINERALS	302	106	108	728 OTH. MACH. PTS, SPCL INDUST	6 265	12 782	6 831
288 NON-FERROUS WASTE, SCRAP	135	85	149	731 METAL REMOVAL WORK TOOLS	193	442	235
292 CRUDE VEG. MATERIALS, NES	11 825	256	733	732 MACH-TOOLS, METAL-WORKING	311	553	298
322 BRIQUETTES, LIGNITE, PEAT	3 633	778	445	735 PARTS, NES, FOR MACH-TOOLS	68	359	213
334 PETROLEUM PRODUCTS	946	226	138	737 METAL-WORKING MACHNRY NES	85	416	220
335 RESIDUAL PETROL. PRODUCTS	10 523	1 092	413	741 HEATING, COOLING EQUIP. PART			
421 FIXED VEG. FAT, OILS, SOFT	60 967	10 747	121	742 PUMPS FOR LIQUIDS, PARTS	2 413	11 845	6 297
431 ANIMAL VEG. FATS, OILS, NES	6 444	1 203	579	743 PUMPS NES, CENTRIFUGS ETC	2 251	12 605	6 680
511 HYDROCARBONS, NES, DERIVTS	3 505	724	700	744 MECHANICAL HANDLING EQUIP	4 663	5 004	2 645
512 ALCOHOL, PHENOL, ETC. DERIV	3 099	822	628	745 OTH. NON-ELEC. MCH. TOOL, NES	2 251	6 903	3 655
513 CARBOXYLIC ACIDS, DERIVTS	4 872	2 214	438	746 BALL OR ROLLER BEARINGS	2 603	6 158	3 259
514 NITROGEN-FUNCT. COMPOUNDS	1 359	285	389	747 TAPS, COCKS, VALVES, ETC	5 016	19 534	7 170
515 ORGANIC-INORGANIC COMPNDS	1 550	1 139	1 168	748 TRANSMISSIONS, SHAFTS ETC	1 543	6 634	3 508
516 OTHER ORGANIC CHEMICALS	12 523	3 180	149	749 NON-ELECT. MACH. PARTS, ETC	1 234	6 224	2 783
522 INORGANIC CHEM. ELEMENTS	66 383	2 783	604	751 OFFICE MACHINES	663	3 251	1 752
523 METAL SALTS, INORGAN. ACID	533	1 171	1 692	752 AUTOMATIC DATA PROC. EQUIP	188	6 070	3 224
524 OTHER CHEMICAL COMPOUNDS	748	1 086	1 466	759 PARTS, FOR OFFICE MACHINES	759	1 629	862
531 SYNTH. COLOURS, LAKES, ETC.	2 232	94	89	761 TELEVISION RECEIVERS ETC	54	597	316
533 PIGMENTS, PAINTS, ETC.	13 384	7 295	573	762 RADIO-BROADCAST RECEIVER	25	522	281
541 MEDICINES, ETC. EXC. GRP542	4 236	14 306	1 897	763 SOUND RECORDER, PHONOGRAPH	506	5 957	3 176
542 MEDICAMENTS	55	235	7 622	764 TELECOMM. EQUIP. PARTS NES	5 113	4 643	2 488
551 ESSNTL. OIL, PERFUME, FLAVR	11 440	14 882	127	771 ELECT. POWER MACHNRY, PARTS	8 930	94 986	18 627
553 PERFUMERY, COSMETICS, ETC.	10 673	3 760	7 910	772 ELEC. SWITCH, RELAY, CIRCUIT	6 583	5 439	2 901
554 SOAP, CLEANERS, POLISH, ETC	10 451	665	1 993	773 ELECT. DISTRIBUT. EQPT NES	268	7 098	3 788
562 FERTILIZER, EXCEPT GRP272	405	97	356	774 ELECTRO-MEDCL. XRAY EQUIP	8 000	14 573	7 760
571 POLYMERS OF ETHYLENE	4 571	1 203	51	775 DOM. ELEC. NON-ELEC. EQUIPT	6	563	300
572 POLYMERS OF STYRENE	353	216	632	776 TRANSISTORS, VALVES, ETC.	11 166	16 744	8 832
573 POLYMERS, VINYL CHLORIDE	14 608	4 903	116	778 ELECTRIC MACH. APPART. NES	52 277	179 475	96 127
574 POLYACETAL, POLYCARBONATE	18 844	7 633	2 635	781 PASS. MOTOR VEHICLES, EX. BUS	58 160	57 217	30 580
575 OTH. PLASTIC, PRIMARY FORM	2 232	94	4 056	782 GOODS, SPCL TRANSPORT VEH	6 647	1 699	915
579 PLASTIC WASTE, SCRAP ETC	8 244	4 156	50	783 ROAD MOTOR VEHICLES NES	28 871	65 204	34 655
581 PLASTIC TUBE, PIPE, HOSE	7 139	5 947	2 210	784 PARTS, TRACTORS, MOTOR VEH	43	200	106
582 PLASTIC PLATE, SHEETS, ETC	1 658	2 091	3 132	785 CYCLES, MOTORCYCLES ETC.	2 575	1 498	790
583 MONOFILAMENT OF PLASTICS	7 917	2 216	1 111	786 TRAILERS, SEMI-TRAILR, ETC	65	3 613	1 906
591 INSECTICIDES, ETC.	42	118	1 184	787 AIRCRAFT, ASSOC'D. EQUIPNT	545	2 136	1 113
592 STARCHES, INULIN, ETC.	5 591	2 815	61	789 SHIP, BOAT, FLOAT, STRUCTRS	895	2 289	1 225
593 EXPLOSIVES, PYROTECHNICS	16 833	7 662	132	811 PREFABRICATED BUILDINGS	836	634	339
597 PREPRO ADDITIVES, LIQUIDS	64	243	152	812 PLUMBING, SANITRY, EQPT, ETC	5 636	14 988	7 922
598 MISC. CHEMICAL PRODS, NES	1 127	1 229	4 075	813 LIGHTING FIXTURES, ETC. NES	6 463	5 859	3 136
600 CPL. IND PLANT CHAP 69-76	12 879	8 215	132	821 FURNITURE, CUSHIONS, ETC.	170	1 123	586
621 MATERIALS OF RUBBER	2 317	2 562	651	831 TRUNK, SUIT-CASES, BAG, ETC	258	3 173	1 696
625 RUBBER TYRES, TUBES, ETC.	1 742	411	4 366	841 MENS. BOYS CLOTHING, X-KNIT	116	2 298	1 215
629 ARTICLES OF RUBBER, NES	984	373	1 356	842 WOMEN, GIRL CLOTHING, KNIT	19	116	63
634 VENEERS, PLYWOOD, ETC.	38 180	9 507	216	843 MENS. BOYS CLOTHING, KNIT	28	562	286
635 WOOD MANUFACTURES, NES	10 387	3 963	496	844 WOMEN, GIRLS CLOTHING, KNIT	150	1 593	849
642 PAPER AND PAPERBOARD	182	743	5 042	845 OTHR. TEXTILE APPAREL, NES	34	351	185
651 TEXTILE YARN	1 842	4 614	2 114	846 CLOTHING ACCESSRS, FABRIC	278	1 173	608
652 COTTON FABRICS, WOVEN	23		388	848 CLOTHING, NONTEXTL; HEADGEAR	286	1 342	704
653 FABRICS, MAN-MADE FIBRES	1 252		871	851 FOOTWEAR	32	1 350	737
			2 465	872 MEDICAL INSTRUMENTS, NES	491	6 571	3 505

GROUP DESCRIPTION	DT = 100 KG	1 000 DM	1 000 \$	GROUP DESCRIPTION	DT = 100 KG	1 000 DM	1 000 \$
873 METERS,COUNTERS,NES	151	638	341	897 HOUSEHOLD EQUIPMENT,NES	242	386	206
874 MEASURE,CONTROL INSTRMNT	885	15 972	8 497	899 MANUFACTS.BASE METAL,NES	2 676	3 902	2 061
881 PHOTOGRAPH APPAR.ETC.NES	517	3 821	2 048	700 CPL IND PLANT (84/85/87)	1 125	6 633	3 623
882 PHOTO.CINEMATOGRPH.SUPPL	8 537	11 797	6 209	711 STEAM GENER.BUILDERS,ETC.	42	97	50
884 OPTICAL GOODS NES	25	2 314	1 228	713 INTRNL COMBUS PSTN ENGIN	645	5 416	2 894
885 WATCHES AND CLOCKS	175	7 458	4 016	716 ROTATING ELECTRIC PLANT	532	1 186	626
891 ARMS AND AMMUNITION	412	1 144	601	718 OTH.POWR.GENRTNG.MACHNRY	5	81	40
892 PRINTED MATTER	593	1 325	694	721 AGRIC.MACHINES,EX.TRACTR	39	119	60
893 ARTICLES,NES,OF PLASTICS	6 953	7 693	4 076	722 TRACTORS	210	226	121
894 BABY CARRIAGE,TOYS,GAMES	1 690	2 761	1 475	723 CIVIL ENGINEERING EQUIPT	759	1 935	1 034
895 OFFICE,STATIONERY SUPPLS	2 444	5 527	2 929	724 TEXTILE,LEATHER MACHINES	57	131	67
896 WORKS OF ART,ANTIQUE ETC	1	82	44	726 PRINTNG,BOOKBINDNG MACHS	148	371	201
897 GOLD,SILVERWARE,JEWEL NES	15	6 334	3 397	727 FOOD-PROCESS.MCH.NON DOM	8	92	48
898 MUSICAL INSTRUMENTS,ETC.	315	1 269	675	728 OTH.MACH,PTS,SPCL INDUSTR	345	1 118	603
899 MISC MANUFACTRD GOODS NES	976	2 048	1 080	733 MACH-TOOLS,METAL-WORKING	39	110	57
941 COMPL IND PLANT CHAPT 99	613	1 717	922	737 METALWORKING MACHNRY NES	32	348	179
971 GOLD,NONMONETARY EXCL ORES	54	120 944	63 326	741 HEATNG,COOLNG EQUIP,PART			
OMAN				742 PUMPS FOR LIQUIDS,PARTS	351	1 967	1 047
IMPORTS	3 273	5 101	2 741	743 PUMPS NES,CENTRIFUGS ETC	441	2 903	1 543
034 FISH,FRESH,CHILLED,FROZEN	1 470	650	344	744 MECHANICAL HANDLING EQUIP	443	945	502
036 CRUSTACEANS,MOLLUSCS ETC	146	296	158	745 OTH.NON-ELEC MCH,TOOL,NES	270	1 232	640
778 ELECTRIC MACH,APPART,NES	4	102	53	746 BALL OR ROLLER BEARINGS	21	197	103
781 PASS.MOTOR VEHCLS,EX,BUS	67	274	145	747 TAPS,COCKS,VALVES,ETC.	629	2 153	1 141
845 OTHR.TEXTILE APPAREL,NES	116	249	136	748 TRANSMISSIONS SHAFTS ETC	35	322	166
874 MEASURE,CONTROL INSTRMNT	1	116	61	749 NON-ELECT MACH,PARTS,ETC	156	597	319
885 WATCHES AND CLOCKS		141	79	751 OFFICE MACHINES	127	727	383
EXPORTS	352 385	186 437	99 076	752 AUTOMATC,DATA PROC.EQUIP	24	412	218
011 BOVINE MEAT	397	266	140	759 PARTS,FOR OFFICE MACHINS	39	541	287
022 MILK AND CREAM	34 212	5 642	3 036	761 TELEVISION RECEIVERS ETC	81	230	119
024 CHEESE AND CURD	1 058	551	294	762 RADIO-BROADCAST RECEIVER	13	151	81
025 EGGS,BIRDS,YOLKS,ALBUMIN	639	70	38	763 SOUND RECORDER,PHONOGRPH	2	61	33
048 CEREAL PREPARATIONS	805	548	288	764 TELECOMM.EQUIP,PARTS NES	495	7 331	3 993
056 VEGETABLES,PRPD,PRSD,NES	77	95	52	771 ELEC POWER MACHNRY,PARTS	366	1 301	679
061 SUGARS,MOLASSES,HONEY	122 492	7 577	4 045	772 ELEC SWITCH,RELAY,CIRCUIT	1 617	5 943	3 130
071 COFFEE,COFFEE SUBSTITUTE	148	124	66	773 ELECTR DISTRIB,EQPT NES	6 250	8 856	4 729
081 ANIMAL FEED STUFF	54	56	30	774 ELECTRO-MEDCL,XRAY EQUIP	32	473	250
098 EDIBLE PROD,PREPRTNS,NES	2 325	2 530	1 340	775 DOM,ELEC,NON-ELEC.EQUIPT	709	1 293	677
112 ALCOHOLIC BEVERAGES	1 970	355	187	776 TRANSISTORS,VALVES,ETC.	1	258	140
122 TOBACCO, MANUFACTURED	200	343	183	778 ELECTRIC MACH,APPART,NES	2 110	3 132	1 647
247 WOOD ROUGH,ROUGH SQUARED	4 075	753	403	781 PASS.MOTOR VEHCLS,EX,BUS	8 559	29 744	15 837
272 FERTILIZERS, CRUDE	1 600	173	92	782 GOODS,SPCL TRANSPORT VEH	6 756	10 328	5 480
277 BRIQUETTES,LIGHTNE,PEAT	6 685	209	110	783 ROAD MOTOR VEHICLES NES	1 737	2 280	1 227
334 PETROLEUM PRODUCTS	202	142	74	784 PARTS,TRACTORS,MOTOR VEH	2 676	10 302	5 493
335 RESIDUAL PETROL,PRODUCTS	378	56	30	786 TRAILERS,SEMI-TRAILR,ETC	515	395	209
511 HYDROCARBONS,NES,DERIVTS	809	138	74	812 PLUMBNG,SANITRY,EQPT,ETC	83	75	40
513 CARBOXYLIC ACIDS,DERIVTS	89						

7 IMPORTS AND EXPORTS (SPECIAL TRADE) BY COUNTRIES OF PRODUCTION AND CONSUMPTION AND BY GROUPS OF THE SITC-REV. III 1989

GROUP DESCRIPTION	DT = 100 KG	1 000 DM	1 000 \$	GROUP DESCRIPTION	DT = 100 KG	1 000 DM	1 000 \$
541 MEDICINES, ETC. EXC. GRP542	54	940	500	251 PULP AND WASTE PAPER	989	153	82
542 MEDICAMENTS	2 626	7 372	3 924	522 INORGANIC CHEM. ELEMENTS	425	116	63
551 ESSNTL. OIL, PERFUME, FLAVR	201	468	247	531 SYNTH. COLOURS, LAKES, ETC.	49	109	57
553 PERFUMERY, COSMETICS, ETC.	61	136	71	533 PIGMENTS, PAINTS, ETC.	736	377	205
554 SOAP, CLEANERS, POLISH, ETC	7 130	1 203	643	541 MEDICINES, ETC. EXC. GRP542	412	581	304
571 POLYMERS OF ETHYLENE	3 644	546	292	542 MEDICAMENTS	162	1 152	606
575 DTH. PLASTIC, PRIMARY FORM	1 821	836	450	551 ESSNTL. OIL, PERFUME, FLAVR	86	195	105
581 PLASTIC TUBE, PIPE, HOSE	663	505	265	554 SOAP, CLEANERS, POLISH, ETC	137	119	62
582 PLASTIC PLATE, SHEETS, ETC	368	429	231	575 DTH. PLASTIC, PRIMARY FORM	111	111	58
592 STARCHES, INULIN, ETC.	2 841	592	223	582 PLASTIC PLATE, SHEETS, ETC	776	335	176
593 EXPLOSIVES, PYROTECHNICS	11 717	3 398	1 831	591 INSECTICIDES, ETC.	33	146	79
598 MISC. CHEMICAL PRODTS. NES	2 644	1 216	654	592 STARCHES, INULIN, ETC.	943	349	189
621 MATERIALS OF RUBBER	104	58	32	593 EXPLOSIVES, PYROTECHNICS	450	535	274
625 RUBBER TYRES, TUBES, ETC.	159	96	51	598 MISC. CHEMICAL PRODTS. NES	660	415	217
629 ARTICLES OF RUBBER, NES	36	75	37	641 PAPER AND PAPERBOARD	1 862	418	235
635 WOOD MANUFACTURES, NES	46	99	50	661 LIME, CEMENT, CONSTR. MATRL	7 200	126	65
641 PAPER AND PAPERBOARD	15 770	2 199	1 149	674 FLAT-ROLLED PLATED IRON	3 788	1 028	550
642 PAPER, PAPERBOARD, CUT ETC	15 459	10 718	5 697	679 TUBES, PIPES, ETC. IRON, STL	4 184	557	302
657 SPECIAL YARN, TXTL. FABRIC	92	132	68	684 ALUMINIUM	301	360	193
658 TEXTILE ARTICLES NES	3	200	102	685 LEAD	150	147	78
661 LIME, CEMENT, CONSTR. MATRL	20 910	483	255	693 WIRE PRODUCTS EXCL. ELECT	87	87	46
662 CLAY, REFRCT. CONSTR. MATRL	818	77	42	695 TOLDS	59	324	176
674 FLAT-ROLLED PLATED IRON	18 928	3 564	1 931	697 HOUSEHOLD EQUIPMENT, NES	169	150	80
678 WIRE OF IRON OR STEEL	1 390	160	86	699 MANUFACTS. BASE METAL, NES	497	328	169
679 TUBES, PIPES, ETC. IRON, STL	23 377	3 141	1 695	713 INTRNL COMBUS PSTN ENGIN	1 967	5 885	3 208
682 COPPER	629	462	239	714 ENGINES, MOTORS NON-ELECT	3	242	137
684 ALUMINIUM	557	631	338	716 ROTATING ELECTRIC PLANT	586	1 757	957
691 METALLIC STRUCTURES NES	2 136	1 093	577	721 AGRIC. MACHINES, EX. TRACTR	71	196	105
692 CONTAINERS, STORAGE, TRANSP	82	126	67	723 CIVIL ENGINEERING EQUIPT	374	359	194
695 TOOLS	369	459	247	724 TEXTILE, LEATHER MACHINES	9	59	33
697 HOUSEHOLD EQUIPMENT, NES	281	157	84	726 PRINTING, BOOKBINDING MACHS	17	222	115
699 MANUFACTS. BASE METAL, NES	74	448	240	727 FOOD-PROCESS. MCH. NON DOM	1	69	35
711 STEAM GENER. BOILERS, ETC.	11	135	71	728 DTH. MACH. PTS, SPLCL INDUST	422	1 121	603
713 INTRNL COMBUS PSTN ENGIN	2	101	55	737 METALWORKING MACHNRY NES	25	86	43
714 ENGINES, MOTORS NON-ELECT	1 495	3 718	1 981	741 HEATING, COOLING EQUIP. PART	304	1 087	580
721 AGRIC. MACHINES, EX. TRACTR	145	345	1 777	742 PUMPS FOR LIQUIDS, PARTS	81	325	174
723 CIVIL ENGINEERING EQUIPT	1 709	1 816	988	743 PUMPS NES, CENTRIFUGS ETC	165	1 522	831
724 TEXTILE, LEATHER MACHINES	43	125	64	744 MECHANICAL HANDLING EQUIP	99	1 756	931
725 PAPER, PULP MILL MACHINES	316	1 685	870	745 DTH. NONELEC MCH. TOOL, NES	941	1 111	586
726 PRINTING, BOOKBINDING MACHS	273	447	241	771 ELECT POWER MACHNY, PARTS	61	225	119
727 FOOD-PROCESS. MCH. NON DOM	957	4 349	2 323	772 ELEC. SWITCH, RELAY, CIRCUIT	86	760	423
728 DTH. MACH. PTS, SPLCL INDUST	21	188	108	774 ELECTRO-MEDCL, XRAY EQUIP	11	70	38
733 MACH-TOOLS, METAL-WORKING	20	634	333	778 ELECTRIC, MACH. APPART. NES	212	494	265
735 PARTS, NES, FOR MACH-TOOLS	6	93	49	781 PASS. MOTOR VEHCLS. EX. BUS	470	1 170	671
741 HEATING, COOLING EQUIP. PART	380	1 073	573	782 GOODS, SPLCL TRANSPORT VEH	59	229	121
742 PUMPS FOR LIQUIDS, PARTS	215	684	358	784 PARTS, TRACTORS, MOTOR VEH	3	81	47
743 PUMPS NES, CENTRIFUGS ETC	231	481	250	848 CLOTHING, NONTXTL; HEADGEAR	36	293	152
744 MECHANICAL HANDLING EQUIP	750	6 184	3 326	874 MEASURE, CONTROL INSTRMNT	302	517	276
745 DTH. NONELEC MCH. TOOL, NES	6	93	49	882 PHOTO. CINEMATOGRPH. SUPPL	80	215	115
746 BALL OR ROLLER BEARINGS	156	216	114	893 ARTICLES, NES, OF PLASTICS	4	73	38
747 TAPS, COCKS, VALVES, ETC.	33	159	85	895 OFFICE, STATIONERY SUPPLS			
748 TRANSMISSIONS SHAFTS ETC	15	84	41	AFGHANISTAN			
749 NON-ELECT MACH. PARTS, ETC	39	188	100	IMPORTS	17 167	51 389	27 433
751 OFFICE MACHINES	3	64	35	057 FRUIT, NUTS EXCL. OIL NUTS	257	100	54
752 AUTO. TC. DATA PROC. EQUIP	30	134	68	212 FURSKINS, RAW	333	2 279	1 237
753 SOUND RECORDER, PHONOGRPH	3	134	68	268 WOOL, OTHER ANIMAL HAIR	82	1 441	773
754 TELECOMM. EQUIP. PARTS NES	1 026	542	295	291 CRUDE ANIMAL MATERIALS, NES	1 178	6 159	3 299
772 ELEC. SWITCH, RELAY, CIRCUIT	391	2 817	1 539	292 CRUDE VEG. MATERIALS, NES	3 819	615	329
773 ELECTR. DISTRIB. EQPT NES	120	195	105	613 FURSKINS, TANNED, DRESSED	13	256	137
774 ELECTRO-MEDCL, XRAY EQUIP	98	1 110	582	658 TEXTILE ARTICLES NES	54	279	145
775 DOM. ELEC. NON-ELEC. EQUIPT	51	169	89	659 FLOOR COVERINGS, ETC.	10 801	38 168	20 330
776 TRANSISTORS, VALVES, ETC.	2	231	118	667 PEARLS, PRECIOUS STONES			
778 ELECTRIC, MACH. APPART. NES	63	274	143	841 MENS, BOYS CLOTHING, X-KNIT	128	366	210
781 PASS. MOTOR VEHCLS. EX. BUS	1 651	6 148	3 368	842 WOMEN, GIRL CLOTHING, KNIT	16	80	43
782 GOODS, SPLCL TRANSPORT VEH	1 698	2 762	1 477	844 WOMEN, GIRLS CLOTHING, KNIT	24	95	50
784 PARTS, TRACTORS, MOTOR VEH	1 327	2 502	1 333	896 WORKS OF ART, ANTIQUE ETC	8	63	36
786 TRAILERS, SEMI-TRAILER, ETC	86	75	38	EXPORTS	84 292	32 715	17 496
813 LIGHTING FIXTURES ETC. NES	220	520	284	061 SUGARS, MOLASSES, HONEY	436	132	68
821 FURNITURE, CUSHIONS, ETC.	420	412	211	091 MARGARINE AND SHORTENING	1 319	248	142
841 MENS, BOYS CLOTHING, X-KNIT	34	391	199	232 SYNTHETIC RUBBER, ETC.	2 792	104	56
872 MEDICAL INSTRUMENTS NES	144	1 162	609	269 WORN CLOTHING, TEXTL. ARTL	14 243	1 216	652
874 MEASURE, CONTROL INSTRMNT	226	2 024	1 074	334 PETROLEUM PRODUCTS	8 776	1 539	812
882 PHOTO. CINEMATOGRPH. SUPPL	33	73	39	335 RESIDUAL PETROL. PRODUCTS	1 210	176	93
891 ARMS AND AMMUNITION		130	69	421 FIXED VEG. FAT, OILS, SOFT	2 725	332	173
892 PRINTED MATTER	77	380	205	512 ALCOHOL, PHENOL, ETC. DERIV	285	137	74
893 ARTICLES, NES, OF PLASTICS	411	474	251	513 CARBOXYLIC ACIDS, DERIVTS	365	260	137
895 OFFICE, STATIONERY SUPPLS	64	125	66	514 NITROGEN-FUNCT. COMPOUNDS	97	232	121
897 GOLD, SILVERWARE, JEWEL NES	25	502	257	515 ORGANO-INORGANIC COMPOUNDS	209	663	361
899 MISC. MANUFACTRD GOODS NES	81	149	78	531 SYNTH. COLOURS, LAKES, ETC.	72	191	100
941 COMPL. IND. PLANT CHAPT 99	34	404	216	532 DYEING, TANNING MATERIALS	1 380	205	111
				533 PIGMENTS, PAINTS, ETC.	980	926	512
				541 MEDICINES, ETC. EXC. GRP542	166	680	366
				542 MEDICAMENTS	251	813	431
				553 PERFUMERY, COSMETICS, ETC.	792	535	288
				554 SOAP, CLEANERS, POLISH, ETC	879	298	158
				573 POLYMERS, VINYL CHLORIDE	952	230	125
				575 DTH. PLASTIC, PRIMARY FORM	48	83	44
				582 PLASTIC PLATE, SHEETS, ETC	109	110	59
				592 STARCHES, INULIN, ETC.	175	64	34
				597 PREPDR ADDITIVES, LIQUIDS	1 452	772	421
				598 MISC. CHEMICAL PRODTS. NES	486	170	89
				625 RUBBER TYRES, TUBES, ETC.	251	86	48
				629 ARTICLES OF RUBBER, NES	40	125	66
				641 PAPER AND PAPERBOARD	1 416	353	198

7 IMPORTS AND EXPORTS (SPECIAL TRADE) BY COUNTRIES OF PRODUCTION AND CONSUMPTION AND BY GROUPS OF THE SITC-REV. III 1989

GROUP DESCRIPTION	DT = 100 KG	1 000 DM	1 000 \$	GROUP DESCRIPTION	DT = 100 KG	1 000 DM	1 000 \$
642 PAPER,PAPERBOARD,CUT ETC	53	60	32	843 MENS,BOYS CLOTHING,KNIT	6 946	12 137	6 458
655 KNIT,CROCHET,FABRIC NES	27	80	43	844 WOMEN,GIRLS CLOTHNG,KNIT	12 591	21 526	11 424
659 FLOOR COVERINGS, ETC.	50	265	141	845 OTHR.TEXTILE APPAREL,NES	22 448	38 530	20 565
665 GLASSWARE	68	80	46	846 CLOTHING ACCESSRS,FABRIC	9 091	9 748	5 225
674 FLAT-ROLLED PLATED IRON	787	141	76	848 CLOTHNG,NONTXTL;HEADGEAR	11 960	56 941	30 309
695 TOOLS	16	73	37	851 FOOTWEAR	2 282	6 847	3 648
699 MANUFACTS.BASE METAL,NES	120	127	67	872 MEDICAL INSTRUMENTS NES	1 312	10 681	5 705
713 INTRNL COMBUS PSTN ENGIN	147	129	70	874 MEASURE,CONTROL INSTRMNT	14	91	47
718 OTH.POWR.GENRTNG.MACHNRY	17	112	60	892 PRINTED MATTER	39	80	38
723 CIVIL ENGINEERING EQUIPT	23	144	73	894 BABY CARRIAGE,TOYS,GAMES	9 452	24 133	12 841
724 TEXTILE,LEATHER MACHINES	146	316	170	896 WORKS OF ART,ANTIQUE ETC	117	173	92
725 PAPER,PULP MILL MACHINES	18	85	45	897 GOLD,SILVERWARE,JEWEL NES	66	144	78
728 OTH.MACH,PTS,SPCL INDUST	258	577	314	898 MUSICAL INSTRUMENTS,ETC.	55	126	63
741 HEATING,COOLNG EQUIP,PART	.	.	.	899 MISC MANUFCTRD GOODS NES	79	104	53
742 PUMPS FOR LIQUIDS,PARTS	26	357	193				
743 PUMPS NES,CENTRIFUGS ETC	1 925	1 706	914	EXPORTS	2 221 255	957 839	508 803
744 MECHANICAL HANDLING EQUIP	47	78	41	001 LIVE ANIMALS	123	998	539
745 OTH.NONELEC MCH,TOOL,NES	599	872	470	022 MILK AND CREAM	4 130	1 171	640
747 TAPS,COCKS,VALVES,ETC.	16	93	50	024 CHEESE AND CURD	189	55	30
748 TRANSMISSIONS SHAFTS ETC	66	111	59	041 WHEAT, MESLIN, UNMILLED	250 000	7 478	3 834
749 NON-ELECT MACH,PARTS,ETC	25	88	48	061 SUGARS,MOLASSES,HONEY	26 420	2 141	1 160
763 SOUND RECORDER,PHONOGRPH	9	183	100	081 ANIMAL FEED STUFF	4 965	1 014	533
764 TELECOMM.EQUIP,PARTS NES	62	1 404	756	098 EDIBLE PROD.PREPRPTS,NES	338	274	148
771 ELECT POWER MACHNY,PAPTS	17	62	32	112 ALCOHOLIC BEVERAGES	276	73	37
772 ELEC.SWITCH.RELAY,CIRCUIT	93	257	135	211 HIDES,SKINS(EX.FURS),RAW	1 039	151	81
773 ELECTR.DISTRIBT.EQPT NES	1 435	999	538	232 SYNTHETIC RUBBER, ETC.	15 632	3 667	1 937
774 ELECTRO-MEDCL,XRAY EQUIP	25	155	82	251 PULP AND WASTE PAPER	7 940	1 093	588
775 DOM.ELEC,NON-ELEC.EQUIPT	598	693	365	263 COTTON	2 230	1 198	638
778 ELECTRIC.MACH,APPART,NES	1 220	475	256	266 SYNTHETIC FIBRES	15 942	5 030	2 666
781 PASS.MOTOR VEHCLS,EX.BUS	423	323	171	267 OTHER MAN-MADE FIBRES	428	207	109
782 GOODS,SPCL TRANSPORT VEH	16 731	1 640	881	269 WORN CLOTHING,TEXTL,ARTL	52 635	4 515	2 377
783 ROAD MOTOR VEHICLES NES	3 571	338	179	278 OTHER CRUDE MINERALS	17 803	751	396
784 PARTS,TRACTORS,MOTOR VEH	7 979	1 592	845	287 ORE,CONCENTR.BASE METALS	2 314	161	87
791 RAILWAY VEHICLES.EQUIPNT	91	72	37	288 NON-FERROUS WASTE,SCRAP	42 437	5 550	2 945
813 LIGHTNG FIXTURES ETC,NES	3 732	5 522	2 922	292 CRUDE VEG.MATERIALS, NES	671	781	414
851 FOOTWEAR	44	202	112	294 PETROLEUM PRODUCTS	2 337	467	251
872 MEDICAL INSTRUMENTS NES	21	819	434	335 RESIDUAL PETROL PRODUCTS	4 888	900	475
874 MEASURE,CONTROL INSTRMNT	1	88	49	421 FIXED VEG.FAT,OILS, SOFT	18 007	1 846	990
892 PRINTED MATTER	61	135	74	431 ANIMAL,VEG.FATS,OILS,NES	2 575	576	301
893 ARTICLES,NES,OF PLASTICS	398	310	165	511 HYDROCARBONS,NES,DERIVTS	8 817	2 055	1 098
899 MISC MANUFCTRD GOODS NES	10	330	184	512 ALCOHOL,PHENOL,ETC.DERIV	15 934	2 637	1 399
				513 CARBOXYLIC ACIDS,DERIVTS	55 383	8 733	4 700
PAKISTAN				514 NITROGEN-FUNCT.COMPOUNDS	13 863	8 600	4 575
IMPORTS	1 787 988	597 127	318 147	515 ORGANO-INORGANIC COMPNDS	5 281	19 269	10 162
001 LIVE ANIMALS	8	62	33	516 OTHER ORGANIC CHEMICALS	4 857	2 655	1 394
034 FISH,FRESH,CHILLED,FROZN	993	964	519	522 INORGANIC CHEM.ELEMENTS	22 318	4 784	2 530
036 CRUSTACEANS,MOLLUSCS ETC	675	903	479	523 METAL SALT,INORGAN.ACID	16 020	2 690	1 424
042 RICE	417	75	40	524 OTHER CHEMICAL COMPOUNDS	249	309	165
056 VEGETABLES,PRPD,PRSYD,NES	68	543	288	531 SYNTH.COLOURS,LAKES,ETC.	8 664	19 782	10 565
057 FRUIT,NUTS EXCL.OIL NUTS	1 234	453	239	533 DYEING,TANNING MATERIALS	43 056	10 274	5 467
061 SUGARS,MOLASSES,HONEY	1 312 877	17 600	9 319	541 PIGMENTS, PAINTS, ETC.	9 136	5 528	2 994
075 SPICES	500	169	90	541 MEDICINES,ETC.EXC.GRP542	2 481	16 441	8 787
081 ANIMAL FEED STUFF	3 015	247	135	542 MEDICAMENTS	4 927	20 770	11 026
211 HIDES,SKINS(EX.FURS),RAW	30	156	84	551 ESSENTL.OIL,PERFUME,FLAVR	454	1 537	817
222 OILSEED(SFT.FIX VEG.OIL)	653	135	70	554 SOAP,CLEANERS,POLISH,ETC	11 058	3 967	2 102
223 OILSEED(OTH.FIX.VEG.OIL)	16 773	1 691	887	562 FERTILIZER,EXCEPT GRP272	400	79	42
263 COTTON	95 629	21 435	11 237	571 POLYMERS OF ETHYLENE	18 263	3 747	2 000
268 WOOL, OTHER ANIMAL HAIR	3 061	605	325	572 POLYMERS OF STYRENE	12 478	3 499	1 868
269 WORN CLOTHING,TEXTL,ARTL	282	108	58	573 POLYMERS,VINYL CHLORIDE	10 519	2 850	1 517
288 NON-FERROUS WASTE,SCRAP	476	205	110	574 POLYACETAL,POLYCARBONATE	5 853	2 897	1 546
289 PREC.METAL ORES,CONCRTS	2	2 212	1 187	575 OTH.PLASTIC,PRIMARY FORM	27 134	12 127	6 436
291 CRUDE ANIMAL MATERLS,NES	1 218	10 166	5 392	578 PLASTIC WASTE, SCRAP ETC	2 577	138	73
292 CRUDE VEG.MATERIALS, NES	38 625	5 635	3 001	581 PLASTIC TUBE,PIPE,HOSE	414	226	121
531 SYNTH.COLOURS,LAKES,ETC.	22	71	36	582 PLASTIC PLATE,SHEETS,ETC	7 390	4 688	2 497
575 OTH.PLASTIC,PRIMARY FORM	63	56	30	583 MONOFILAMENT OF PLASTICS	80	68	38
592 STARCHES,INULIN,ETC.	1 270	888	464	591 INSECTICIDES, ETC.	12 362	11 042	5 807
611 LEATHER	5 523	34 287	18 311	592 STARCHES,INULIN,ETC.	2 209	955	508
612 MANUFACT. LEATHER ETC,NES	122	282	149	593 EXPLOSIVES, PYROTECHNICS	245	323	172
613 FURSKINS,TANNED,DRESSED	12	83	42	597 PREPRD ADDITIVES,LIQUIDS	23 182	6 756	3 588
651 TEXTILE YARN	24 219	11 571	6 201	598 MISC.CHEMICAL PRODTS,NES	37 445	17 151	9 084
652 COTTON FABRICS, WOVEN	45 526	29 054	15 568	600 CPL IND PLANT CHAP 69-76	10 944	7 768	4 141
653 FABRICS,MAN-MADE FIBRES	12 176	7 413	3 965	611 LEATHER	33	134	69
655 KNIT,CROCHET,FABRIC NES	114	70	37	621 MATERIALS OF RUBBER	1 300	1 506	792
656 TULLE,LACE,EMBROIDRY,ETC	407	1 497	796	625 RUBBER TYRES,TUBES,ETC.	407	376	196
657 SPECIAL YARN,TXTL,FABRIC	161	93	48	629 ARTICLES OF RUBBER, NES	419	994	529
658 TEXTILE ARTICLES NES	60 100	57 529	30 835	634 VENEERS, PLYWOOD, ETC.	1 252	215	111
659 FLOOR COVERINGS, ETC.	14 092	78 131	41 687	635 WOOD MANUFACTURES, NES	1 908	547	290
661 LIME,CEMENT,CONSTR.MATRL	236	119	66	641 PAPER AND PAPERBOARD	47 532	10 260	5 469
667 PEARLS,PRECIOUS STONES	.	.	.	642 PAPER,PAPERBOARD,CUT ETC	3 018	1 333	705
693 WIRE PRODUCTS EXCL.ELECT	9 982	1 764	938	651 TEXTILE YARN	7 757	4 380	2 341
695 TOOLS	90	355	189	652 COTTON FABRICS, WOVEN	354	360	190
696 CUTLERY	659	1 816	968	655 KNIT,CROCHET,FABRIC NES	69	122	63
697 HOUSEHOLD EQUIPMENT,NES	179	215	114	656 TULLE,LACE,EMBROIDRY,ETC	30	132	71
699 MANUFACTS.BASE METAL,NES	114	164	85	657 SPECIAL YARN,TXTL,FABRIC	705	1 664	879
714 ENGINES,MOTORS NON-ELECT	127	3 270	1 690	658 TEXTILE ARTICLES NES	2 758	536	282
724 TEXTILE,LEATHER MACHINES	28	55	30	661 LIME,CEMENT,CONSTR.MATRL	17 356	333	178
751 OFFICE MACHINES	1	54	30	662 CLAY,REFRCTR,CONSTR.MATRL	33 642	4 759	2 500
762 RADIO-BROADCAST RECEIVER	167	437	233	663 MINERAL MANUFACTURES,NES	7 791	4 312	2 295
764 TELECOMM.EQUIP,PARTS NES	.	85	34	684 GLASS	5 047	1 779	939
778 ELECTRIC.MACH,APPART,NES	9	134	69	665 GLASSWARE	612	1 060	561
782 GOODS,SPCL TRANSPORT VEH	2 035	531	284	671 PIG IRON,SPIEGELEISN,ETC	5 669	1 146	615
792 AIRCRAFT,ASSOCTD.EQUIPNT	1	186	96	673 FLAT-ROLLED IRON ETC.	184 985	15 587	8 319
813 LIGHTNG FIXTURES ETC,NES	103	115	61	674 FLAT-ROLLED PLATED IRON	126 679	9 991	5 365
821 FURNITURE,CUSHIONS,ETC.	595	262	135	675 FLAT-ROLLED, ALLOY STEEL	30 604	9 469	4 997
831 TRUNK,SUIT-CASES,BAG,ETC	11 706	10 191	5 438	676 IRON,STL,BAR,SHAPES ETC.	46 963	7 060	3 766
841 MENS,BOYS CLOTHNG,X-KNIT	13 836	27 938	14 888	677 RAILWAY TRACK IRON,STEEL	19 186	596	326
842 WOMEN,GIRL CLOTHNG,XKNIT	25 529	66 616	35 372	678 WIRE OF IRON OR STEEL	206	131	69
				679 TUBES,PIPES,ETC.IRON,STL	383 093	50 852	26 476

7 IMPORTS AND EXPORTS (SPECIAL TRADE) BY COUNTRIES OF PRODUCTION AND CONSUMPTION AND BY GROUPS OF THE SITC-REV. III 1989

GROUP DESCRIPTION	DT = 100 KG	1 000 DM	1 000 \$	GROUP DESCRIPTION	DT = 100 KG	1 000 DM	1 000 \$
681 SILVER, PLATINUM, ETC.	40	480	253	071 COFFEE, COFFEE SUBSTITUTE	68 713	30 652	16 210
682 COPPER	12 722	8 943	4 783	074 TEA AND MATE	52 458	46 523	24 864
683 NICKEL	148	1 287	686	075 SPICES	13 868	5 120	2 722
684 ALUMINIUM	10 987	8 251	4 411	081 ANIMAL FEED STUFF	112 048	4 178	2 197
689 MISC. NON-FERR. BASE METAL	13	121	63	098 EDIBLE PROD. PREPRTNS, NES	604	181	96
691 METALLIC STRUCTURES, NES	1 757	1 103	585	121 TOBACCO, UNMANUFACTURED	7 159	4 192	2 155
692 CONTAINERS, STORAGE, TRNSP	496	510	271	222 OILSEED (SFT. FIX VEG. OIL)	27 196	4 011	2 108
693 WIRE PRODUCTS EXCL. ELECT	714	458	238	223 OILSEED (OTH. FIX VEG. OIL)	6 710	802	427
694 NAILS, SCREWS, NUTS, ETC.	381	929	496	231 NATURAL RUBBER, ETC.	320	77	40
695 TOOLS	765	4 776	2 539	248 WOOD, SIMPLY WORKED	1 350	566	298
696 CUTLERY	46	128	70	261 SILK	377	638	344
699 MANUFACT. BASE METAL, NES	112 018	17 806	9 438	263 COTTON	1 318	295	158
700 CPL IND PLANT (84/85/87)	6 796	19 966	10 789	266 SYNTHETIC FIBRES	9 540	3 245	1 713
711 STEAM GENER. BOILERS, ETC.	11 055	6 278	3 268	267 OTHER MAN-MADE FIBRES	20 361	1 874	993
712 STEAM TURBINES	1 607	6 243	3 228	268 WOOL, OTHER ANIMAL HAIR	1 227	1 492	809
713 INTRNL COMBUS PSTN ENGIN	926	2 900	1 532	269 WORN CLOTHING, TEXTL. ARTL	1 069	508	272
714 ENGINES, MOTORS NON-ELECT	177	11 733	6 181	273 STONE, SAND AND GRAVEL	580 952	24 384	12 914
716 ROTATING ELECTRIC PLANT	5 300	20 539	10 962	277 NATURAL ABRASIVES, NES	7 380	318	167
718 OTH. POWR. GENRTNG. MACHNRY	63	198	107	278 OTHER CRUDE MINERALS	178 561	6 138	3 271
721 AGRIC. MACHINES, EX. TRACTR	294	827	427	281 IRON ORE, CONCENTRATES	2 331 258	17 448	9 349
722 TRACTORS	1 085	1 318	717	288 ORE, CONCENTR. BASE METALS	277 199	7 134	3 817
723 CIVIL ENGINEERING EQUIPT	1 874	3 088	1 625	289 NON-FERROUS WASTE, SCRAP	978	870	457
724 TEXTILE, LEATHER MACHINES	49 305	99 018	52 729	289 PREC. METAL ORES, CONCTR	1 053	554	291
725 PAPER, PULP MILL MACHINES	623	3 167	1 636	291 CRUDE ANIMAL MATERLS, NES	30 403	3 622	1 913
726 PRINTNG, BOOKBINDNG MACHS	609	2 084	1 129	292 CRUDE VEG. MATERIALS, NES	166 334	30 837	16 402
727 FOOD-PROCESS. MCH. NON DOM	377	2 988	1 632	333 PETROLEUM OILS, CRUDE	209 810	6 184	3 552
728 OTH. MACH. PTS, SPLC INDUST	5 539	11 988	6 358	334 PETROLEUM PRODUCTS	489 389	19 981	10 736
731 METAL REMOVAL WORK TOOLS	1 820	7 062	3 726	422 FIXED VEG. FAT, OILS, OTHER	28 845	5 954	3 119
733 MACH-TOOLS, METAL-WORKING	377	865	463	431 ANIMAL, VEG. FATS, OILS, NES	3 689	1 230	654
735 PARTS, NES, FOR MACH-TOOLS	60	1 251	674	511 HYDROCARBONS, NES, DERIVTS	621	237	125
737 METALWORKING MACHNRY NES	4 256	14 730	7 472	512 ALCOHOL, PHENOL, ETC. DERIV	8 496	2 784	1 492
741 HEATING, COOLNG EQUIP, PART	.	.	.	513 CARBOXYLIC ACIDS, DERIVTS	6 638	2 582	1 356
742 PUMPS FOR LIQUIDS, PARTS	545	2 918	1 553	514 NITROGEN-FUNCT. COMPOUNDS	11 846	16 497	8 734
743 PUMPS NES, CENTRIFUGS ETC	3 025	9 678	5 151	515 ORGANO-INORGANIC COMPNDS	10 691	19 751	10 460
744 MECHANICAL HANDLING EQUIP	1 663	3 372	1 812	516 OTHER ORGANIC CHEMICALS	7 097	7 584	4 017
745 OTH. NONELEC MCH, TOOL, NES	1 882	7 497	3 953	522 INORGANIC CHEM. ELEMENTS	1 287	67	36
746 BALL OR ROLLER BEARINGS	1 323	2 606	1 392	523 METAL, SALTS, INORGAN. ACID	2 366	5 661	2 980
747 TAPS, COCKS, VALVES, ETC.	1 814	6 834	3 603	525 RADIO-ACTIVE MATERIALS	1 250	397	210
748 TRANSMISSIONS SHAFTS ETC	1 534	3 943	2 109	531 SYNTH. COLOURS, LAKES, ETC.	6 740	12 877	6 866
749 NON-ELECT MACH. PARTS, ETC	506	1 604	854	532 DYEING, TANNING MATERIALS	1 066	329	173
751 OFFICE MACHINES	279	959	507	533 PIGMENTS, PAINTS, ETC.	47	87	51
752 AUTOMATC. DATA PROC. EQUIP	187	10 109	5 556	541 MEDICINES, ETC. EXC. GRP542	1 324	12 125	6 467
759 PARTS, FOR OFFICE MACHINS	53	1 309	674	542 MEDICAMENTS	535	920	490
761 TELEVISION RECEIVERS ETC	7	119	63	551 ESSNTL. OIL, PERFUME, FLAVR	350	2 254	1 199
763 SOUND RECORDER, PHONOGRPH	17	793	439	553 PERFUMERY, COSMETICS, ETC.	194	308	164
764 TELECOMM. EQUIP. PARTS NES	3 888	104 367	55 662	554 SOAP, CLEANERS, POLISH, ETC	78	70	40
771 ELECT POWER MACHNRY, PARTS	548	2 340	1 237	575 OTH. PLASTIC, PRIMARY FORM	525	285	149
772 ELEC. SWITCH, RELAY, CIRCUIT	3 414	27 804	14 859	591 INSECTICIDES, ETC.	852	609	310
773 ELECTR. DISTRIB. EOPT NES	2 945	4 737	2 530	592 STARCHES, INULIN, ETC.	96	68	38
774 ELECTRO-MEDCL. XRAY EQUIP	517	8 046	4 282	598 MISC. CHEMICAL PRODTS, NES	17 874	132	71
775 DOM. ELEC. NON-ELEC. EQUIP	746	1 376	717	611 LEATHER	891	85 441	45 491
776 TRANSISTORS, VALVES, ETC.	19	945	509	612 MANUFACT. LEATHER ETC. NES	3 367	9 109	4 861
778 ELECTRIC MACH. APPART. NES	2 082	8 485	4 507	621 MATERIALS OF RUBBER	255	76	41
781 PASS. MOTOR VEHCLS. EX. BUS	2 892	11 661	6 175	625 RUBBER TYRES, RUBBER, ETC.	4 138	1 713	913
782 GOODS, SPLC TRANSPORT VEH	17 081	22 768	12 175	629 ARTICLES OF RUBBER, NES	1 651	1 352	728
783 ROAD MOTOR VEHICLES NES	1 762	2 741	1 484	634 VENEERS, PLYWOOD, ETC.	759	883	459
784 PARTS, TRACTORS, MOTOR VEH	9 474	6 765	3 604	635 WOOD MANUFACTURES, NES	1 441	1 957	1 034
785 CYCLES, MOTORCYCLES ETC.	96	219	113	642 PAPER, PAPERBOARD, CUT ETC	182	520	279
786 TRAILERS, SEMI-TRAILR, ETC	2 452	1 693	907	651 TEXTILE YARN	63 463	26 553	14 147
791 RAILWAY VEHICLES, EQUIPNT	204	425	217	652 COTTON FABRICS, WOVEN	85 356	62 052	33 260
792 AIRCRAFT, ASSOCTD. EQUIPNT	23	1 883	998	653 FABRICS, MAN-MADE FIBRES	2 602	2 166	1 163
793 SHIP, BOAT, FLOAT, STRUCTRS	115 861	3 278	1 655	654 OTH. TEXTILE FABRIC, WOVEN	15 129	43 198	22 981
813 LIGHTING FIXTURES ETC. NES	100	287	151	656 TULLE, LACE, EMBROIDRY, ETC	256	3 133	1 688
821 FURNITURE, CUSHIONS, ETC.	476	1 214	650	657 SPECIAL YARN, TXTL. FABRIC	1 141	489	261
845 OTHR. TEXTILE APPAREL, NES	197	378	204	658 TEXTILE ARTICLES NES	38 298	53 585	28 571
846 CLOTHING ACCESSRS, FABRIC	25	109	59	659 FLOOR COVERINGS, ETC.	168 112	368 167	195 925
848 CLOTHING, NONTXTL; HEADGEAR	24	195	103	661 LIME, CEMENT, CONSTR. MATRL	106 448	3 921	2 100
871 OPTICAL INSTRUMENTS, NES	34	1 264	680	663 MINERAL MANUFACTURES, NES	496	1 809	955
872 MEDICAL INSTRUMENTS NES	1 131	9 208	4 864	665 GLASSWARE	10 307	7 567	4 017
873 METERS, COUNTERS, NES	21	233	122	666 POTTERY	215	127	68
874 MEASURE, CONTROL INSTRMNT	737	13 143	7 042	667 PEARLS, PRECIOUS STONES	.	.	.
881 PHOTOGRAPH APPAR. ETC. NES	117	721	382	671 PIG IRON, SPIEGELEISN, ETC	155 174	33 218	17 819
882 PHOTO. CINEMATOGRPH. SUPPL	2 968	4 341	2 331	672 INGOTS ETC. IRON OR STEEL	523	2 407	1 280
884 OPTICAL GOODS NES	1	1 197	624	673 FLAT-ROLLED IRON ETC.	268 705	21 812	11 381
885 WATCHES AND CLOCKS	14	233	122	675 FLAT-ROLLED, ALLOY STEEL	604	231	121
891 ARMS AND AMMUNITION	304	697	373	676 IRON, STL. BAR, SHAPES ETC.	21 896	12 389	6 549
892 PRINTED MATTER	483	1 637	871	678 WIRE OF IRON OR STEEL	1 507	786	423
893 ARTICLES, NES, OF PLASTICS	789	1 048	551	679 TUBES, PIPES, ETC. IRON, STL	182	75	38
894 BABY CARRIAGE, TOYS, GAMES	122	167	90	682 COPPER	179	84	43
895 OFFICE, STATIONERY SUPPLS	856	1 855	979	684 ALUMINIUM	2 253	1 021	545
897 GOLD, SILVERWARE, JEWEL NES	1	4 445	2 348	693 WIRE PRODUCTS EXCL. ELECT	6 693	1 558	814
898 MUSICAL INSTRUMENTS, ETC.	24	1 735	892	694 NAILS, SCREWS, NUTS, ETC.	2 843	1 058	567
899 MISC MANUFCTRD GOODS NES	144	785	411	695 TOOLS	19 769	16 785	8 901
941 COMPL IND PLANT CHAPT 99	214	222	115	696 CUTLERY	43	115	57
				697 HOUSEHOLD EQUIPMENT, NES	12 133	16 939	9 041
				699 MANUFACT. BASE METAL, NES	3 214	2 803	1 481
				712 STEAM TURBINES	45	1 275	705
				713 INTRNL COMBUS PSTN ENGIN	1 173	2 466	1 314
				714 ENGINES, MOTORS NON-ELECT	74	6 285	3 345
				716 ROTATING ELECTRIC PLANT	53	259	138
				724 TEXTILE, LEATHER MACHINES	1 585	3 044	1 624
				725 PAPER, PULP MILL MACHINES	16	94	48
				726 PRINTNG, BOOKBINDNG MACHS	10	60	32
				728 OTH. MACH. PTS, SPLC INDUST	835	458	237
				731 METAL REMOVAL WORK TOOLS	1 415	1 462	777
				733 MACH-TOOLS, METAL-WORKING	75	116	60
				735 PARTS, NES, FOR MACH-TOOLS	398	1 413	748
				737 METALWORKING MACHNRY NES	24	140	75
				741 HEATING, COOLNG EQUIP, PART	17	149	77
INDIA							
IMPORTS							
001 LIVE ANIMALS	18	197	104				
034 FISH, FRESH, CHILLED, FROZN	83	122	65				
036 CRUSTACEANS, MOLLUSCS ETC	4 759	3 699	1 979				
037 FISH ETC. PREPD, PRSVD, NES	347	208	106				
042 RICE	11 823	2 861	1 530				
054 VEGETABLES	2 486	633	332				
056 VEGETABLES, PRPD, PRSVD, NES	9 237	2 758	1 458				
057 FRUIT, NUTS EXCL. OIL NUTS	27 508	25 974	13 813				
058 FRUIT, PRESERVED, PREPARED	15 972	3 729	1 987				
061 SUGARS, MOLASSES, HONEY	558 539	18 654	9 870				

7 IMPORTS AND EXPORTS (SPECIAL TRADE) BY COUNTRIES OF PRODUCTION AND CONSUMPTION AND BY GROUPS OF THE SITC-REV. III 1989

GROUP DESCRIPTION	DT = 100 KG	1 000 DM	1 000 \$	GROUP DESCRIPTION	DT = 100 KG	1 000 DM	1 000 \$
742 PUMPS FOR LIQUIDS,PARTS	2 532	12 377	6 596	562 FERTILIZER,EXCEPT GRP272	2 715 994	52 119	27 397
743 PUMPS NES,CENTRIFUGS ETC	169	859	471	571 POLYMERS OF ETHYLENE	24 425	5 108	2 706
745 OTH.NONELEC MCH,TDOL,NES	160	263	142	572 POLYMERS OF STYRENE	3 989	1 235	666
746 BALL OR ROLLER BEARINGS	592	275	147	573 POLYMERS,VINYL CHLORIDE	32 671	7 231	3 827
747 TAPS,COCKS,VALVES,ETC.	412	781	408	574 POLYACETAL,POLYCARBONATE	42 850	15 797	8 439
748 TRANSMISSIONS SHAFTS ETC	2 337	1 235	654	575 OTH.PLASTIC,PRIMARY FORM	55 498	18 578	9 886
749 NON-ELECT MACH.PARTS,ETC	243	394	208	579 PLASTIC WASTE, SCRAP ETC	16 847	1 235	660
752 AUTOMATC.DATA PROC.EQUIP	63	693	388	581 PLASTIC TUBE,PIPE,HOSE	1 415	8 580	4 595
759 PARTS,FOR OFFICE MACHINS	1	278	144	582 PLASTIC PLATE,SHEETS,ETC	7 099	10 097	5 375
764 TELECOMM.EQUIP.PARTS NES	371	1 333	700	583 MONOFILAMENT OF PLASTICS	138	290	155
771 ELECT POWER MACHNY.PARTS	1 000	1 546	825	591 INSECTICIDES, ETC.	1 301	926	499
772 ELECT SWITCH,RELAY,CIRCUT	158	1 148	613	592 STARCHES,INULIN,ETC.	1 483	1 018	541
773 ELECTR DISTRIBT.EQPT NES	99	345	182	593 EXPLOSIVES,PYROTECHNICS	73	354	197
774 ELECTRO-MEDCL,XRAY EQUIP	7	100	52	597 PREPRD ADDITIVES,LIQUIDS	25 418	8 216	4 379
775 DOM.ELEC.NON-ELEC.EQUIPT	4	70	38	598 MISC.CHEMICAL PRODTS,NES	88 453	40 635	21 544
776 TRANSISTORS,VALVES,ETC.	34	718	384	600 CPL IND PLANT CHAP 69-76	76 106	29 172	15 630
778 ELECTRIC MACH.APPART,NES	495	794	419	611 LEATHER	925	4 027	2 146
782 GOODS,SPCL TRANSPOR VEH	306	224	119	621 MATERIALS OF RUBBER	2 559	1 960	1 037
784 PARTS,TRACTORS,MOTOR VEH	4 468	3 436	1 823	625 RUBBER TYRES,TUBES,ETC.	416	536	284
785 CYCLES,MOTORCYCLES ETC.	4 730	2 978	1 565	629 ARTICLES OF RUBBER, NES	23 365	27 809	14 887
786 TRAILERS,SEMI-TRAILR,ETC	12 633	2 598	1 385	641 PAPER AND PAPERBOARD	33 960	14 243	7 581
792 AIRCRAFT,ASSTOCT.EQUIPNT	3	1 334	725	642 PAPER,PAPERBOARD,CUT ETC	6 664	3 393	1 799
811 PREFABRICATED BUILDINGS	45	59	31	651 TEXTILE YARN	8 934	7 309	3 901
813 LIGHTING FIXTURES ETC,NES	2 443	2 985	1 591	652 COTTON FABRICS,WOVEN	97	182	97
821 FURNITURE,CUSHIONS,ETC.	1 048	2 043	1 074	653 FABRICS,MAN-MADE FIBRES	1 213	1 165	618
831 TRUNK,SUIT-CASES,BAG,ETC	10 152	58 274	31 115	654 OTH.TEXTILE FABRIC,WOVEN	37	209	110
841 MEN'S,BOYS CLOTHING,X-KNIT	46 311	187 584	99 587	655 KNIT,CROCHET FABRIC NES	53	95	52
842 WOMEN,GIRL CLOTHING,XKNIT	54 619	255 983	135 841	656 TULLE,LACE,EMBROIDRY,ETC	176	1 064	562
843 MEN'S,BOYS CLOTHING,KNIT	1 786	4 810	2 547	657 SPECIAL YARN,TXTL.FABRIC	1 966	5 592	2 977
844 WOMEN,GIRLS CLOTHING,KNIT	5 788	17 441	9 229	658 TEXTILE ARTICLES NES	37	160	83
845 OTHR.TEXTILE APPAREL,NES	35 198	110 861	58 852	659 FLOOR COVERINGS, ETC.	16	30	30
846 CLOTHING ACCESSRS,FABRIC	6 505	37 485	20 047	662 CLAY,REFRCT.CONSTR.MATRL	51 808	11 660	6 175
848 CLOTHING,NONXTL,HEADGEAR	17 920	112 609	60 028	663 MINERAL MANUFACTURES,NES	13 288	14 097	7 442
851 FOOTWEAR	26 294	115 536	61 522	664 GLASS	26 283	6 283	3 351
872 MEDICAL INSTRUMENTS NES	89	332	184	665 GLASSWARE	1 480	1 966	1 036
874 MEASURE,CONTROL INSTRMNT	193	3 289	1 775	667 PEARLS,PRECIOUS STONES			
882 PHOTO.CINEMATOGPH.SUPPL	8	59	32	671 PIG IRON,SPIEGELEISEN,ETC	11 894	3 998	2 137
884 OPTICAL GOODS NES	24	319	167	672 INGOTS ETC,IRON OR STEEL	13 465	1 461	781
891 ARMS AND AMMUNITION	148	545	290	673 FLAT-ROLLED IRON ETC.	3 658 398	345 727	184 183
892 PRINTED MATTER	301	627	332	674 FLAT-ROLLED PLATED IRON	185 857	20 034	10 890
893 ARTICLES,NES,OF PLASTICS	872	4 76	255	675 FLAT-ROLLED, ALLDY STEEL	720 955	151 365	80 522
894 BABY CARRIAGE,TOYS,GAMES	3 418	3 809	2 027	676 IRON,STL,BAR,SHAPES ETC.	198 870	24 969	13 361
895 OFFICE,STATIONERY SUPPLS	177	458	245	677 RAILWAY TRACK IRON,STEEL	3 615	1 067	572
896 WORKS OF ART,ANTIQUE ETC	154	511	268	678 WIRE OF IRON OR STEEL	5 091	3 656	1 961
897 GOLD,SILVERWARE,JEWEL NES	1 158	10 369	5 525	679 TUBES,PIPES,ETC,IRON,STL	332 156	91 671	48 718
898 MUSICAL INSTRUMENTS,ETC.	1 256	1 069	580	681 SILVER,PLATINUM,ETC.	15	594	309
899 MISC MANUFCTRD GOODS NES	1 899	3 357	1 797	682 COPPER	15 267	16 122	8 521
EXPORTS	10 904 858	3 043 311	1 621 338	683 NICKEL	1 084	3 986	2 125
001 LIVE ANIMALS	1 650	1 057	567	684 ALUMINIUM	39 668	20 530	10 893
022 MILK AND CREAM	63 020	21 722	11 567	685 ZINC	2 199	763	419
023 BUTTER,OTHER FAT OF MILK	5 089	1 649	898	686 TIN	392	741	401
024 CHEESE AND CURD	149	149	81	689 MISC.NON-FERR.BASE METAL	611	3 297	1 745
041 WHEAT, MESLIN, UNMILLED	5 000	205	110	691 METALLIC STRUCTURES NES	2 965	2 675	1 420
054 VEGETABLES	298	371	201	692 CONTAINERS,STORAGE,TRNSP	1 301	1 530	809
061 SUGARS,MOLASSES,HONEY	3 477	414	220	693 WIRE PRODUCTS EXCL.ELECT	1 285	1 110	590
081 ANIMAL FEED STUFF	1 594	725	392	694 NAILS,SCREWS,NUTS,ETC.	6 761	5 491	2 919
111 NON-ALCOHOL BEVERAGE,NES	431	62	35	695 TOOLS	2 646	11 793	6 295
112 ALCOHOLIC BEVERAGES	1 831	994	532	696 CUTLERY	27	63	34
211 HIDES,SKINS(EX.FURS),RAW	13	55	30	697 HOUSEHOLD EQUIPMENT,NES	8	90	43
232 SYNTHETIC RUBBER, ETC.	24 167	7 164	3 821	699 MANUFACTS.BASE METAL,NES	31 695	28 685	15 275
248 WOOD, SIMPLY WORKED	318	143	89	700 CPL IND PLANT (B4/B5/B7)	74 990	140 304	75 294
251 PULP AND WASTE PAPER	1 218	173	90	711 STEAM GENER. BOILERS,ETC.	6 039	31 145	16 751
266 SYNTHETIC FIBRES	3 646	1 073	569	712 STEAM TURBINES	11 295	37 828	20 189
268 WOOD, OTHER ANIMAL HAIR	145	207	105	713 INTRNL COMBUS PSTN ENGIN	4 544	34 868	18 767
269 WORN CLOTHING,TEXTL,APTL	24 389	1 799	951	714 ENGINES,MOTORS NON-ELECT	142	14 623	7 909
273 STONE, SAND AND GRAVEL	588	95	46	716 ROTATING ELECTRIC PLANT	7 416	23 653	12 599
274 SULPHUR,UNRSTD,IRON PYRS	4 254	1 424	747	718 OTH.POWR.GENRTNG.MACHNRY	581	2 769	1 485
277 NATURAL ABRASIVES, NES	2	1 578	850	721 AGRIC.MACHINES,EX.TRACTR	355	1 272	670
278 OTHER CRUDE MINERALS	8 201	1 316	697	722 TRACTORS	1 500	1 317	720
282 FERROUS WASTE AND SCRAP	376 543	9 864	5 216	723 CIVIL ENGINEERING EQUIPT	16 588	41 770	22 375
285 ALUMINIUM ORE,CONCTR,ETC	9 200	1 224	652	724 TEXTILE,LEATHER MACHINES	36 010	139 488	73 344
287 ORE,CONCENTR.BASE METALS	80	697	367	725 PAPER,PULP MILL MACHINES	1 413	4 320	2 270
288 NON-FERROUS WASTE,SCRAP	54 980	12 138	6 444	726 PRINTING,BOOKBINDNG MACHS	1 605	10 779	5 777
291 CRUDE ANIMAL MATERIALS,NES	171	315	168	727 FOOD-PROCESS.MCH.NON DOM	318	2 211	1 150
292 CRUDE VEG.MATERIALS, NES	488	356	189	728 OTH.MACH.PTS,SPCL INDUST	25 182	105 636	56 010
334 PETROLEUM PRODUCTS	8 950	2 956	1 575	731 METAL REMOVAL WORK TOOLS	28 194	82 127	44 235
335 RESIDUAL PETROL.PRODUCTS	147 961	11 400	5 965	733 MACH-TOOLS,METAL-WORKING	9 564	25 614	13 540
421 FIXED VEG.FAT,OILS, SOFT	77 200	11 596	6 306	735 PARTS,NES,FOR MACH-TOOLS	2 759	27 961	15 053
431 ANIMAL,VEG.FATS,OILS,NES	4 441	757	406	737 METALWORKING MACHNRY NES	4 877	16 303	8 691
511 HYDROCARBONS,NES,DERIVTS	26 737	6 857	3 663	741 HEATING,COOLING EQUIP,PART			
512 ALCOHOL,PHENOL,ETC.DERIV	111 525	32 868	17 425	742 PUMPS FOR LIQUIDS,PARTS	8 189	42 953	23 511
513 CARBOXYLIC ACIDS,DERIVTS	113 625	29 945	16 045	743 PUMPS NES,CENTRIFUGS ETC	8 395	47 809	25 397
514 NITROGEN-FUNCT.COMPOUNDS	63 467	61 110	32 454	744 MECHANICAL HANDLING EQUIP	8 378	18 468	9 878
515 ORGANO-INORGANIC COMPODS	37 640	33 467	17 710	745 OTH.NONELEC MCH,TOOL,NES	3 487	21 995	11 746
516 OTHER ORGANIC CHEMICALS	27 746	34 777	18 394	746 BALL OR ROLLER BEARINGS	11 226	25 162	13 484
522 INORGANIC CHEM.ELEMENTS	76 665	18 138	9 638	747 TAPS,COCKS,VALVES,ETC.	5 036	22 913	12 160
523 METAL.SALTS,INORGAN.ACID	11 914	3 167	1 662	748 TRANSMISSIONS SHAFTS ETC	14 615	46 071	24 594
524 OTHER CHEMICAL COMPOUNDS	4 533	3 896	2 045	749 NON-ELECT MACH.PARTS,ETC	8 087	22 834	12 211
525 RADIO-ACTIVE MATERIALS	17	112	55	751 OFFICE MACHINES	41	1 022	543
531 SYNTH.COLOURS,LAKES,ETC.	2 757	10 169	5 403	752 AUTOMATC.DATA PROC.EQUIP	288	8 967	4 819
532 DYEING,TANNING MATERIALS	6 434	2 011	1 072	759 PARTS,FOR OFFICE MACHINS	161	3 320	1 773
533 PIGMENTS,PAINTS,ETC.	18 089	12 886	6 833	761 TELEVISION RECEIVERS ETC	11	164	87
541 MEDICINES,ETC.EXC.GRP542	2 111	33 452	17 761	763 SOUND RECORDER,PHONOGRPH	62	3 035	1 622
542 MEDICAMENTS	1 900	8 157	4 330	764 TELECOMM.EQUIP.PARTS NES	2 303	43 333	23 318
551 ESSNTL.OIL,PERFUME,FLAVR	114	500	265	771 ELECT POWER MACHNY.PARTS	2 253	12 736	6 766
553 PERFUMERY,COSMETICS,ETC.	352	1 524	802	772 ELECT SWITCH,RELAY,CIRCUT	4 526	67 393	35 910
554 SOAP,CLEANERS,POLISH,ETC	13 347	4 926	2 620	773 ELECTR DISTRIBT.EQPT NES	8 278	10 245	5 438
				774 ELECTRO-MEDCL,XRAY EQUIP	1 471	34 315	18 245
				775 DOM.ELEC.NON-ELEC.EQUIPT	97	867	453

GROUP DESCRIPTION	DT = 100 KG	1 000 DM	1 000 \$	GROUP DESCRIPTION	DT = 100 KG	1 000 DM	1 000 \$
776 TRANSISTORS, VALVES, ETC.	640	17 913	9 570	592 STARCHES, INULIN, ETC.	13 179	907	492
778 ELECTRIC. MACH. APPART. NES	3 850	37 307	19 805	597 PREPRD ADDITIVES, LIQUIDS	5 579	1 351	717
781 PASS. MOTOR VEHCLS. EX. BUS	2 337	7 703	4 115	598 MISC. CHEMICAL PRDCTS. NES	21 441	3 576	1 917
782 GOODS, SPCL TRANSPORT VEH	3 551	5 639	3 001	629 ARTICLES OF RUBBER, NES	50	68	39
784 PARTS, TRACTORS, MOTOR VEH	12 800	19 833	10 797	641 PAPER AND PAPERBOARD	2 428	521	280
786 TRAILERS, SEMI-TRAILR, ETC	309	317	171	642 PAPER, PAPERBOARD, CUT ETC	225	109	60
791 RAILWAY VEHICLES, EQUIPNT	350	3 935	2 103	657 SPECIAL YARN, TXTL. FABRIC	157	340	177
792 AIRCRAFT, ASSOCTD. EQUIPNT	215	18 872	10 089	662 CLAY, REFCT. CONSTR. MATRL	2 224	392	211
793 SHIP, BOAT, FLOAT. STRUCTRS	597 180	27 966	14 588	663 MINERAL MANUFACTURES, NES	248	268	142
800 CPL IND PLANT CHAP 90/94	21	1 920	1 032	664 GLASS	1 648	323	173
811 PREFABRICATED BUILDINGS	1 180	573	312	665 GLASSWARE	373	395	211
813 LIGHTING FIXTURES ETC. NES	299	1 294	679	673 FLAT-ROLLED IRON ETC.	30 047	3 152	1 732
821 FURNITURE, CUSHIONS, ETC.	325	2 434	1 315	674 FLAT-ROLLED PLATED IRON	3 963	334	178
846 CLOTHING ACCESSRS, FABRIC	1 32	290	148	675 FLAT-ROLLED, ALLOY STEEL	3 933	525	291
848 CLOTHING, NONTXTL; HEADGEAR	12	167	84	676 IRON, STL. BAR, SHAPES ETC.	2 568	300	155
851 FOOTWEAR	859	1 697	900	678 WIRE OF IRON OR STEEL	930	182	94
871 OPTICAL INSTRUMENTS, NES	237	10 754	5 801	679 TUBES, PIPES, ETC. IRON, STL	1 967	386	205
872 MEDICAL INSTRUMENTS NES	959	23 390	12 490	681 SILVER, PLATINUM, ETC.	2	119	65
873 METERS, COUNTERS, NES	37	1 124	601	682 COPPER	1 026	566	309
874 MEASURE, CONTROL INSTRMNT	4 690	102 034	54 441	684 ALUMINIUM	598	350	182
881 PHOTOGRAPH APPAR. ETC. NES	518	5 392	2 902	692 CONTAINERS, STORAGE, TRNSP	49	175	91
882 PHOTO. CINEMATOGPH. SUPPL	9 083	15 004	8 062	695 TOOLS	468	417	219
884 OPTICAL GOODS NES	114	6 085	3 241	696 CUTLERY	63	145	79
885 WATCHES AND CLOCKS	918	4 214	2 242	699 MANUFACT. BASE METAL, NES	452	453	240
891 ARMS AND AMMUNITION	258	1 842	968	700 CPL IND PLANT (84/85/87)	149	1 185	618
892 PRINTED MATTER	1 583	15 961	8 581	711 STEAM GENER. BOILERS, ETC.	1 665	1 528	813
893 ARTICLES, NES, OF PLASTICS	2 108	6 353	3 366	712 STEAM TURBINES	19	600	321
894 BABY CARRIAGE, TOYS, GAMES	608	1 274	683	713 INTRNL COMBUS PSTN ENGIN	718	4 188	2 307
895 OFFICE, STATIONERY SUPPLS	752	2 715	1 435	716 ROTATING ELECTRIC PLANT	370	2 142	1 109
897 GOLD, SILVERWARE, JEWEL NES	7	229	123	723 CIVIL ENGINEERING EQUIPT	774	704	374
898 MUSICAL INSTRUMENTS, ETC.	63	1 346	712	724 TEXTILE, LEATHER MACHINES	3 681	5 938	3 167
899 MISC MANUFCTRD GOODS NES	446	3 642	1 942	725 PAPER, PULP MILL MACHINES	37	115	62
941 COMPL IND PLANT CHAPT 99	70 407	14 090	7 502	726 PRINTNG, BOOKBINDNG MCHS	208	847	448
971 GOLD, NONMONTY EXCL DRES		167	88	727 FOOD-PROCESS. MCH. NON DOM	1 538	4 040	2 258
				728 OTH. MACH. PTS, SPCL INDUST	313	1 616	867
BANGLADESH				731 METAL REMOVAL WORK TOOLS	854	2 881	1 571
IMPORTS	217 367	163 272	86 998	733 MACH-TOOLS, METAL-WORKING	216	804	438
036 CRUSTACEANS, MOLLUSCS ETC	10 977	27 520	14 741	735 PARTS, NES, FOR MACH-TOOLS	4	144	80
074 TEA AND MATE	935	361	202	737 METALWORKING MACHNRY NES	199	136	72
258 JUTE, OTH. TEXTL. BAST FIBR	37 589	1 949	1 037	741 HEATING, COOLNG EQUIP, PART	95	767	404
274 OTHER CRUDE MINERALS	5 300	14	72	742 PUMPS FOR LIQUIDS, PARTS	203	771	405
291 CRUDE ANIMAL MATERLS. NES	2 077	133	74	743 PUMPS NES, CENTRIFUGS ETC	1 694	2 757	1 400
611 LEATHER	1 515	5 557	2 856	744 MECHANICAL HANDNG EQUIP	562	958	517
651 TEXTILE YARN	58 204	9 641	5 117	745 OTH. NONELEC MCH. TODL. NES	53	359	192

7 IMPORTS AND EXPORTS (SPECIAL TRADE) BY COUNTRIES OF PRODUCTION AND CONSUMPTION AND BY GROUPS OF THE SITC-REV. III 1989

GROUP DESCRIPTION	DT = 100 KG	1 000 DM	1 000 \$	GROUP DESCRIPTION	DT = 100 KG	1 000 DM	1 000 \$
885 WATCHES AND CLOCKS		79	44	571 POLYMERS OF ETHYLENE	2 610	503	264
892 PRINTED MATTER	26	188	99	572 POLYMERS OF STYRENE	2 495	746	396
894 BABY CARRIAGE, TOYS, GAMES	55	231	126	573 POLYMERS, VINYL CHLORIDE	1 844	402	216
SRI LANKA				574 POLYACETAL, POLYCARBONATE	4 661	1 430	754
IMPORTS	738 641	255 054	135 873	575 OTH. PLASTIC, PRIMARY FORM	8 150	1 379	740
001 LIVE ANIMALS	39	101	55	582 PLASTIC PLATE, SHEETS, ETC	224	369	190
034 FISH, FRESH, CHILLED, FROZEN	50	344	183	583 MONOFILAMENT OF PLASTICS	44	100	52
036 CRUSTACEANS, MOLLUSCS ETC	45	96	52	591 INSECTICIDES, ETC.	6 679	3 821	2 022
037 FISH ETC. PREP. PRSVD. NES	45	61	33	592 STARCHES, INULIN, ETC.	421	165	86
057 FRUIT, NUTS EXCL. OIL NUTS	57 355	8 834	4 707	593 EXPLOSIVES, PYROTECHNICS	1 031	391	205
059 FRUIT, VEGETABLE JUICES	2 075	381	200	597 PREP. ADDITIVES, LIQUIDS	457	145	78
071 COFFEE, COFFEE SUBSTITUTE	12 787	4 186	2 234	598 MISC. CHEMICAL PRODS. NES	3 317	1 434	753
074 TEA AND MATE	34 931	19 039	10 199	600 CPL. IND. PLANT CHAP. 89-76	359	295	156
075 SPICES	2 859	2 406	1 284	613 FURSKINS, TANNED, DRESSED	51	952	509
081 ANIMAL FEED STUFF	5 000	1 131	75	621 MATERIALS OF RUBBER	29	100	55
121 TOBACCO, UNMANUFACTURED	1 499	1 044	553	625 RUBBER TYRES, TUBES, ETC.	138	115	61
231 NATURAL RUBBER, ETC.	76 649	16 558	8 807	629 ARTICLES OF RUBBER, NES	45	221	115
248 WOOD, SIMPLY WORKED	2 112	1 116	594	634 VENEERS, PLYWOOD, ETC.	1 890	489	263
255 VEGETABLE TEXTILE FIBRES	195 405	10 162	5 401	641 PAPER AND PAPERBOARD	7 167	1 346	712
278 OTHER CRUDE MINERALS	3 004	753	403	642 PAPER, PAPERBOARD, CUT ETC	4 382	5 703	3 001
287 ORE, CONCENTR. BASE METALS	312 498	4 954	2 688	652 COTTON FABRICS, WOVEN	1 457	4 427	2 362
288 NON-FERROUS WASTE, SCRAP	892	419	232	653 FABRICS, MAN-MADE FIBRES	3 207	10 727	5 698
292 CRUDE VEG. MATERIALS, NES	8 271	1 778	944	654 OTH. TEXTILE FABRIC, WOVEN	71	415	213
551 ESSNTL. OIL, PERFUME, FLAVR	56	308	166	655 KNIT CROCHET FABRIC NES	403	1 058	556
613 FURSKINS, TANNED, DRESSED	26	1 244	651	656 TULLE, LACE, EMBROIDRY, ETC	126	875	455
621 MATERIALS OF RUBBER	355	1 121	54	657 SPECIAL YARN, TKTL. FABRIC	1 148	3 220	1 714
625 RUBBER TYRES, TUBES, ETC.	3 856	1 879	1 004	659 FLOOR COVERINGS, ETC.	105	76	39
629 ARTICLES OF RUBBER, NES	7 263	2 227	1 193	662 CLAY, REFRCT. CONSTR. MATRL	1 190	206	110
635 WOOD MANUFACTURES, NES	1 064	2 278	1 336	663 MINERAL MANUFACTURES, NES	442	996	531
651 TEXTILE YARN	874	230	122	664 GLASS	86	62	33
654 OTH. TEXTILE FABRIC, WOVEN	1 128	405	208	665 GLASSWARE	392	277	148
657 SPECIAL YARN, TKTL. FABRIC	75	75	39	667 PEARLS, PRECIOUS STONES			
658 TEXTILE ARTICLES NES	1 471	2 452	1 308	673 FLAT-ROLLED IRON ETC.	1 137	133	73
659 FLOOR COVERINGS, ETC.	2 487	880	463	674 FLAT-ROLLED PLATED IRON	4 845	840	445
663 MINERAL MANUFACTURES, NES	12	101	57	676 IRON, STL. BAR, SHAPES ETC.	154	55	30
666 POTTERY	520	821	437	678 WIRE OF IRON, OR STEEL	61	93	51
667 PEARLS, PRECIOUS STONES			681	679 TUBES, PIPES, ETC. IRON, STL	339	217	117
694 NUTS, SCREWS, NUTS, ETC.	14 162	9 001	470	682 COPPER	5	115	62
695 MANUFACT. BASE METAL, NES	18	214	113	684 ALUMINIUM	601	529	286
744 MECHANICAL HANDLING EQUIP	52	223	118	691 METALLIC STRUCTURES NES	348	407	215
752 AUTOMAT. DATA PROC. EQUIP		60	31	693 WIRE PRODUCTS EXCL. ELECT	210	144	75
759 PARTS, FOR OFFICE MACHINS	5	119	64	695 TOOLS	381	164	90
764 TELECOMM. EQUIP. PARTS NES		134	64	697 HOUSEHOLD EQUIPMENT, NES	893	1 355	722
771 ELECT. POWER MACHNY. PARTS	22	116	71	699 MANUFACT. BASE METAL, NES	91	87	45
781 PASS. MOTOR VEHCLS. EX. BUS	42	124	64	700 CPL. IND. PLANT (84/85/87)	886	596	316
813 LIGHTING FIXTURES ETC. NES	225	308	167	701 STEAM GENER. BOILERS, ETC.	7 631	25 718	13 501
821 FURNITURE, CUSHIONS, ETC.	156	108	55	711 INTRNL. COMBUS. PSTN ENGIN	44	121	64
831 TRUNK, SUIT-CASES BAG, ETC	48	190	101	713 ENGINES, MOTORS NON-ELECT	461	1 242	665
841 MENS. BOYS CLOTHING, X-KNIT	12 596	42 176	22 448	716 ROTATING ELECTRIC PLANT	11	719	387
842 WOMEN, GIRL CLOTHING, X-KNIT	7 823	39 878	21 272	717 ROTATING ELECTRIC PLANT	898	1 154	604
843 MENS. BOYS CLOTHING, KNIT	2 208	5 619	2 999	718 OTH. POWER GENERATING MACHNY	2 917	13 736	7 115
844 WOMEN, GIRLS CLOTHING, KNIT	356	1 671	903	721 AGRIC. MACHINES, EX. TRACTR	72	271	141
845 OTH. TEXTILE APPAREL, NES	6 365	17 155	9 132	723 CIVIL ENGINEERING EQUIPT	235	351	185
846 CLOTHING ACCESSRS, FABRIC	10 471	28 704	15 271	724 TEXTILE, LEATHER MACHINES	1 154	3 258	1 717
848 CLOTHING, NONTKTL; HEADGEAR	4 031	7 951	4 240	725 PAPER, PULP MILL MACHINES	233	1 345	722
851 FOOTWEAR	137	118	62	726 PRINTING, BOOKBINDING MACHS	581	1 820	954
892 PRINTED MATTER	59	65	32	727 FOOD-PROCESS. MCH. NON DOM	155	222	114
894 BABY CARRIAGE, TOYS, GAMES	1 378	6 145	3 254	728 OTH. MACH. PTS, SPCL INDUST	1 131	4 990	2 660
896 WORKS OF ART, ANTIQUE ETC	86	65	34	733 MACH-TOOLS, METAL-WORKING	161	715	387
897 GOLD, SILVERWARE, JEWEL NES	13	2 416	1 292	735 PARTS, NES, FOR MACH-TOOLS	5	102	51
899 MISC. MANUFACTRD GOODS NES	1 032	1 192	637	737 METALWORKING MACHNY NES	64	207	110
EXPORTS	237 024	180 770	95 596	741 HEATING, COOLING EQUIP, PART			
001 LIVE ANIMALS	14	199	103	742 PUMPS FOR LIQUIDS, PARTS	89	400	222
022 MILK AND CREAM	4 057	1 543	828	743 PUMPS NES, CENTRIFUGS ETC	149	1 017	541
024 CHEESE AND CURD	238	111	56	744 MECHANICAL HANDLING EQUIP	130	322	168
035 FISH, DRIED, SALTED, SMOKED	1 900	996	541	745 OTH. NONELEC. MCH. TOOL, NES	324	3 770	1 997
054 VEGETABLES	10 832	1 074	574	746 BALL OR ROLLER BEARINGS	76	211	109
061 SUGARS, MOLASSES, HONEY	3 018	184	101	747 TAPS, COCKS, VALVES, ETC.	70	353	190
081 ANIMAL FEED STUFF	1 535	210	111	748 TRANSMISSIONS SHAFTS ETC	57	291	156
098 EDIBLE PROD. PREPRTNS, NES	1 107	119	60	749 NON-ELECT. MACH. PARTS, ETC	141	415	221
112 ALCOHOLIC BEVERAGES	1 010	193	104	751 OFFICE MACHINES	80	889	471
232 SYNTHETIC RUBBER, ETC.	425	153	78	752 AUTOMAT. DATA PROC. EQUIP	143	2 586	1 395
267 OTHER MAN-MADE FIBRES	233	90	46	759 PARTS, FOR OFFICE MACHINS	9	341	184
273 STONE, SAND AND GRAVEL	12 110	276	147	763 SOUND RECORDER, PHONOGRPH	1	91	47
292 CRUDE VEG. MATERIALS, NES	94	121	65	764 TELECOMM. EQUIP. PARTS NES	83	1 179	617
334 PETROLEUM PRODUCTS	613	206	110	771 ELECT. POWER MACHNY. PARTS	282	337	184
335 RESIDUAL PETROL. PRODUCTS	1 322	215	118	772 ELEC. SWITCH, RELAY, CIRCUIT	474	3 652	1 910
421 FIXED VEG. FAT, OILS, SOFT	1 000	153	83	773 ELECT. DISTRIB. EQPT NES	9 213	3 927	2 083
512 ALCOHOL, PHENOL, ETC. DERIV	1 223	312	162	774 ELECTRO-MEDCL. XRAY EQUIP	45	377	199
513 CARBOXYLIC ACIDS, DERIVTS	8 109	1 280	674	775 DOM. ELEC. NON-ELEC. EQUIPT	157	328	171
514 NITROGEN-FUNCT. COMPOUNDS	883	525	272	776 TRANSISTORS, VALVES, ETC.	18	388	208
515 ORGANIC-INORGANIC COMPNDS	281	329	172	781 PASS. MOTOR VEHCLS. EX. BUS	396	1 146	602
516 OTHER ORGANIC CHEMICALS	163	221	120	782 GOODS, SPCL. TRANSPORT VEH	4 064	14 301	7 569
522 INORGANIC CHEM. ELEMENTS	30 330	2 834	1 523	783 ROAD MOTOR VEHICLES NES	218	1 332	721
523 METAL. SALTS, INORGAN. ACID	16 115	1 017	546	784 PARTS, TRACTORS, MOTOR VEH	1 674	2 557	1 403
531 SYNTH. COLOURS, LAKES, ETC.	990	1 884	1 015	791 RAILWAY VEHICLES, EQUIPNT	81	1 735	921
532 DYEING, TANNING MATERIALS	1 898	385	207	821 FURNITURE, CUSHIONS, ETC.	130	147	78
533 PIGMENTS, PAINTS, ETC.	7 679	2 634	1 391	842 WOMEN, GIRL CLOTHING, X-KNIT	5	90	49
541 MEDICINES, ETC. EXC. GRP542	138	717	378	846 CLOTHING ACCESSRS, FABRIC	39	256	137
542 MEDICAMENTS	687	2 350	1 254	848 CLOTHING, NONTKTL; HEADGEAR	43	344	183
551 ESSNTL. OIL, PERFUME, FLAVR	182	460	244	871 OPTICAL INSTRUMENTS, NES	1	120	62
553 PERFUMERY, COSMETICS, ETC.	84	118	63	872 MEDICAL INSTRUMENTS NES	51	647	338
554 SOAP, CLEANERS, POLISH, ETC	1 017	437	230	874 MEASURE, CONTROL INSTRMNT	49	1 543	816
562 FERTILIZER, EXCEPT GRP272	22 516	1 067	548	881 PHOTOGRAPH APPAR. ETC. NES	9	348	179
				882 PHOTO. CINEMATOGPH. SUPPL	1 066	1 402	745
				884 OPTICAL GOODS NES		116	59
				885 WATCHES AND CLOCKS	6	88	45

7 IMPORTS AND EXPORTS (SPECIAL TRADE) BY COUNTRIES OF PRODUCTION AND CONSUMPTION AND BY GROUPS OF THE SITC-REV. III 1989

GROUP DESCRIPTION	DT = 100 KG	1 000 DM	1 000 \$	GROUP DESCRIPTION	DT = 100 KG	1 000 DM	1 000 \$
891 ARMS AND AMMUNITION	3	104	53	BURMA			
892 PRINTED MATTER	321	369	199	IMPORTS	143 768	16 321	8 680
893 ARTICLES, NES, OF PLASTICS	743	500	265	071 COFFEE, COFFEE SUBSTITUTE	235	82	44
894 BABY CARRIAGE, TOYS, GAMES	22	87	51	081 ANIMAL FEED STUFF	38 344	797	427
895 OFFICE, STATIONERY SUPPLS	11	191	94	247 WOOD ROUGH, SQUARED	25 134	5 520	2 913
898 MUSICAL INSTRUMENTS, ETC.	18	214	109	248 WOOD, SIMPLY WORKED	4 577	1 228	660
899 MISC MANUFACTURED GOODS NES	247	2 159	1 151	283 COPPER DRES, CONCENTRATES	2 742	553	317
941 COMPL IND PLANT CHAPT 99	971	924	485	287 ORE, CONCENTR. BASE METALS	70 613	5 102	2 668
NEPAL				634 VENEERS, PLYWOOD, ETC.	147	71	38
IMPORTS	36 559	134 753	71 869	667 PEARLS, PRECIOUS STONES			
074 TEA AND MATE	74	107	57	681 SILVER, PLATINUM, ETC.	43	1 453	798
611 LEATHER	84	546	294	685 LEAD	815	112	60
659 FLOOR COVERINGS, ETC.	35 239	130 888	69 811	687 TIN	449	683	362
697 HOUSEHOLD EQUIPMENT, NES	114	288	157	EXPORTS	76 677	61 233	32 697
842 WOMEN, GIRL CLOTHING, KNIT	84	367	193	061 SUGARS, MOLASSES, HONEY	1 150	127	68
845 OTHER TEXTILE APPAREL, NES	192	469	246	232 SYNTHETIC RUBBER, ETC.	859	337	179
848 CLOTHING, NONTEXTILE, HEADGEAR	10	52	30	263 COTTON	1 256	524	284
896 WORKS OF ART, ANTIQUE ETC	7	229	122	274 SULPHUR, UNRSTD. IRON PYRS	6 500	407	222
897 GOLD, SILVERWARE, JEWEL NES	6	322	173	278 OTHER CRUDE MINERALS	657	112	58
961 COIN NONGOLD NONCURRENT		73	39	292 CRUDE VEG. MATERIALS, NES	216	135	70
EXPORTS	71 444	25 112	13 286	334 PETROLEUM PRODUCTS	210	111	58
061 SUGARS, MOLASSES, HONEY	20 650	812	434	335 RESIDUAL PETROL. PRODUCTS	1 199	212	111
263 COTTON	115	63	33	431 ANIMAL, VEG. FATS, OILS, NES	301	72	37
292 CRUDE VEG. MATERIALS, NES	13	82	512	512 ALCOHOL, PHENOL, ETC. DERIV	446	128	66
512 ALCOHOL, PHENOL, ETC. DERIV	200	72	413	513 CARBOXYLIC ACIDS, DERIVS	557	136	74
513 CARBOXYLIC ACIDS, DERIVS	497	89	49	514 NITROGEN-FUNCT. COMPOUNDS	420	540	285
522 INORGANIC CHEM. ELEMENTS	12 037	921	484	515 ORGANIC-INORGANIC COMPNDS	70	214	110
523 METAL. SALTS, INORGAN. ACID	3 289	204	111	516 OTHER ORGANIC CHEMICALS	363	208	114
531 SYNTH. COLOURS, LAKES, ETC.	309	1 590	854	522 INORGANIC CHEM. ELEMENTS	5 095	921	487
532 DYEING, TANNING MATERIALS	332	92	51	523 METAL. SALTS, INORGAN. ACID	4 050	509	262
533 PIGMENTS, PAINTS, ETC.	193	120	67	524 OTHER CHEMICAL COMPOUNDS	310	64	35
541 MEDICINES, ETC. EXC. GRP542	23	197	104	531 SYNTH. COLOURS, LAKES, ETC.	260	830	462
542 MEDICAMENTS	26	250	137	533 PIGMENTS, PAINTS, ETC.	749	2 293	1 181
551 ESSENT. OIL, PERFUME, FLAVR	32	103	54	541 MEDICINES, ETC. EXC. GRP542	14	172	90
553 PERFUMERY, COSMETICS, ETC.	633	490	264	542 MEDICAMENTS	80	641	347
554 SOAP, CLEANERS, POLISH, ETC	564	127	67	554 SOAP, CLEANERS, POLISH, ETC	1 159	95	36
562 FERTILIZER, EXCEPT GRP272	2 880	188	101	575 OTH. PLASTIC, PRIMARY FORM	382	382	200
571 POLYMERS OF ETHYLENE	11 026	2 677	1 429	582 STARCHES, INULIN, ETC.	368	182	95
575 OTH. PLASTIC, PRIMARY FORM	493	140	77	597 PREPRD. ADDITIVES, LIQUIDS	361	194	104
591 INSECTICIDES, ETC.	80	124	67	598 MISC. CHEMICAL PRODS. NES	1 417	642	343
593 EXPLOSIVES, PYROTECHNICS	28	341	178	621 MATERIALS OF RUBBER	2 308	770	411
598 MISC. CHEMICAL PRODS. NES	89	89	47	629 ARTICLES OF RUBBER, NES	11	63	33
600 CPL IND PLANT CHAP 85-76	186	1 011	518	641 PAPER AND PAPERBOARD	1 647	470	257
641 PAPER AND PAPERBOARD	662	126	68	642 PAPER, PAPERBOARD, CUT ETC	60	65	34
642 PAPER, PAPERBOARD, CUT ETC	246	77	41	651 TEXTILE YARN	17	211	114
673 FLAT-ROLLED IRON, ETC.	3 079	287	156	653 FABRICS, MAN-MADE FIBRES	23	65	35
679 TUBES, PIPES, ETC. IRON, STL	6 181	521	482	656 TULLE, LACE, EMBROIDRY, ETC	70	37	37
684 ALUMINIUM	239	143	74	657 SPECIAL YARN; TEXTL FABRIC	3 198	5 578	2 969
691 METALLIC STRUCTURES NES	30	65	35	662 CLAY, REFRACT. CONSTR. MATL	1 828	186	97
695 TOOLS	52	163	84	663 MINERAL MANUFACTURES, NES	215	178	95
699 MANUFACT. BASE METAL, NES	1 831	1 735	934	671 PIG IRON, SPIEGELEISEN, ETC	215	178	95
700 CPL IND PLANT (84/85/87)	351	755	400	672 INGOTS ETC. IRON OF STEEL	822	50	27
718 OTH. POWR. GENERNG. MACHNRY	79	363	190	673 FLAT-ROLLED IRON ETC.	5 945	1 118	601
723 CIVIL ENGINEERING EQUIPT	298	509	270	674 FLAT-ROLLED PLATED IRON	1 206	739	394
724 TEXTILE, LEATHER MACHINES	21	135	73	675 IRON, STL, BAR, SHAPES ETC.	4 553	1 020	545
726 PRINTNG, BOOKBINDING MACHS	37	234	121	678 WIRE OF IRON OR STEEL	1 394	441	236
727 FOOD-PROCESS. MCH. NON DOM	148	685	366	679 TUBES, PIPES, ETC. IRON, STL	4 040	1 391	754
728 OTH. MACH. PTS, SPCL INDUST	159	647	338	681 SILVER, PLATINUM, ETC.	2	88	50
731 METAL REMOVAL WORK TOOLS	22	448	242	682 COPPER	1 429	1 032	558
733 MACH-TOOLS, METAL-WORKING	116	644	328	684 ALUMINIUM	1 210	1 776	965
741 HEATING, COOLNG EQUIP. PART				685 ZINC	1 521	591	314
742 PUMPS FOR LIQUIDS, PARTS	28	245	130	692 CONTAINERS, STORAGE, TRANSP	15	84	45
743 PUMPS NES, CENTRIFUGS ETC	50	250	137	693 WIRE PRODUCTS EXCL. ELECT	228	87	46
744 MECHANICAL HANDLING EQUIP	70	200	105	695 TOOLS	21	395	211
745 OTH. NONELEC MCH, TOOL, NES	26	220	114	699 MANUFACT. BASE METAL, NES	165	283	147
746 BALL OR ROLLER BEARINGS	68	108	58	700 CPL IND PLANT (84/85/87)	327	1 744	953
747 TAPS, COCKS, VALVES, ETC.	145	264	139	711 STEAM GENER. BOILERS, ETC.	368	332	171
764 TELECOMM. EQUIP. PARTS NES	3	544	281	713 INTRNL COMBUS PSTN ENGIN	488	4 511	2 387
771 ELECT POWER MACHNY, PARTS	252	751	389	724 TEXTILE, LEATHER MACHINES	4	170	89
772 ELEC. SWITCH, RELAY, CIRCUIT	40	229	119	725 PAPER, PULP MILL MACHINES	7	111	60
773 ELECTR. DISTRIBUT. EQPT NES	86	187	103	726 PRINTNG, BOOKBINDNG MACHS	116	1 092	601
774 ELECTRO-MEDCL. XRAY EQUIP	19	118	62	728 OTH. MACH. PTS, SPCL INDUST	338	1 357	723
781 PASS. MOTOR VEHCLS. EX. BUS	223	626	330	731 METAL REMOVAL WORK TOOLS	264	1 589	841
784 PARTS, TRACTORS, MOTOR VEH	40	118	59	735 PARTS, NES, FOR MACH-TOOLS	77	903	490
800 CPL IND PLANT CHAP 90/94	37	138	72	737 METALWORKING MACHNRY NES	8	82	44
871 OPTICAL INSTRUMENTS, NES		88	46	741 HEATING, COOLNG EQUIP. PART			
872 MEDICAL INSTRUMENTS NES	43	244	134	742 PUMPS FOR LIQUIDS, PARTS	5	74	38
874 MEASURE, CONTROL INSTRMNT	49	867	455	743 PUMPS NES, CENTRIFUGS ETC	48	259	134
882 PHOTO. CINEMATOGRPH. SUPPL	38	91	49	744 MECHANICAL HANDLING EQUIP	134	570	305
884 OPTICAL GOODS NES	3	60	32	745 OTH. NONELEC MCH, TOOL, NES	41	245	128
895 OFFICE, STATIONERY SUPPLS	61	434	233	746 BALL OR ROLLER BEARINGS	24	157	86
941 COMPL IND PLANT CHAPT 99	30	175	90	747 TAPS, COCKS, VALVES, ETC.	91	265	140
BHUTAN				749 NON-ELECT MACH. PARTS, ETC	68	232	124
IMPORTS		2	1	764 TELECOMM. EQUIP. PARTS NES	8	390	215
EXPORTS	9 117	1 586	854	771 ELECT POWER MACHNY, PARTS	116	94	51
022 MILK AND CREAM	140	55	30	772 ELEC. SWITCH, RELAY, CIRCUIT	69	392	208
571 POLYMERS OF ETHYLENE	1 280	310	171	773 ELECTR. DISTRIBUT. EQPT NES	207	651	333
673 FLAT-ROLLED IRON ETC.	7 447	672	367	778 ELECTRIC MACH. APPART. NES	565	448	244
695 TOOLS	52	111	61	781 PASS. MOTOR VEHCLS. EX. BUS	73	223	118
700 CPL IND PLANT (84/85/87)	114	215	116	791 RAILWAY VEHICLES, EQUIPNT	509	2 719	1 430
				793 SHIP, BOAT, FLOAT. STRUCTRS	11 304	12 450	6 722
				811 PREFABRICATED BUILDINGS	19	115	62
				848 CLOTHING, NONTEXTILE, HEADGEAR	1	58	30
				872 MEDICAL INSTRUMENTS NES	56	301	158
				874 MEASURE, CONTROL INSTRMNT	5	415	219

7 IMPORTS AND EXPORTS (SPECIAL TRADE) BY COUNTRIES OF PRODUCTION AND CONSUMPTION AND BY GROUPS OF THE SITC-REV. III 1989

GROUP DESCRIPTION	DT = 100 KG	1 000 DM	1 000 \$	GROUP DESCRIPTION	DT = 100 KG	1 000 DM	1 000 \$
881 PHOTOGRAPH APPAR.ETC.NES	5	74	38	724 TEXTILE,LEATHER MACHINES	35	1 129	594
882 PHOTO.CINEMATOGPH.SUPPL	95	302	158	725 PAPER,PULP MILL MACHINES	18	124	64
892 PRINTED MATTER	47	57	32	726 PRINTING,BOOKBINDING MACHS	101	124	64
893 ARTICLES,NES,OF PLASTICS	41	109	62	728 OTH.MACH,PTS,SPCL INDUST	628	184	98
895 OFFICE,STATIONERY SUPPLS	19	71	38	737 METALWORKING MACHNRY NES	104	387	208
THAILAND				743 PUMPS NES,CENTRIFUGS ETC	1 878	4 887	2 605
IMPORTS				744 MECHANICAL HANDLING EQUIP	610	122	65
001 LIVE ANIMALS	29	315	165	745 OTH.NONELEC MCH,TOOL,NES	95	230	118
012 OTHER MEAT, MEAT OFFAL	35 990	26 137	14 004	746 BALL OR ROLLER BEARINGS	445	8 519	4 511
024 CHEESE AND CURD	83	63	34	748 TRANSMISSIONS SHAFTS ETC	219	229	122
034 FISH,FRESH,CHILLED,FROZEN	755	1 218	646	751 OFFICE MACHINES	16	147	81
035 FISH,DRIED,SALTED,SMOKED	227	253	128	752 AUTOMATC.DATA PROC.EQUIP	4 584	86 789	46 258
036 CRUSTACEANS,MOLLUSCS ETC	30 559	33 255	17 744	759 PARTS,FOR OFFICE MACHINS	149	2 496	1 310
037 FISH ETC.PREPD,PRSDV,NES	163 625	70 594	37 615	761 TELEVISION RECEIVERS ETC	4 825	11 528	6 023
042 RICE	62 208	5 305	2 818	762 RADIO-BROADCAST RECEIVER	4 197	10 722	5 799
047 OTHER CEREAL MEAL,FLOURS	500	65	31	763 SOUND RECORDER,PHONOGRPH	207	2 062	1 104
048 CEREAL PREPARATIONS	852	302	151	764 TELECOMI.EQUIP,PARTS NES	5 010	11 200	6 042
054 VEGETABLES	10 312 376	279 812	148 590	771 ELECT POWER MACHNY,PARTS	622	2 572	1 386
056 VEGETABLES,PRPD,PRSDV,NES	53 657	8 845	4 698	772 ELEC.SWITCH,RELAY,CIRCUIT	447	7 812	4 149
057 FRUIT,NUTS EXCL.OIL NUTS	5 659	2 557	1 353	773 ELECTR.DISTRIB.EQPT NES	380	835	457
058 FRUIT,PRESERVED,PREPARED	445 953	50 847	27 367	775 DPH.ELEC,NON-ELEC.EQUIPT	22 255	32 765	17 612
059 FRUIT,VEGETABLE JUICES	33 539	6 148	3 244	776 TRANSISTORS,VALVES,ETC.	540	39 396	20 964
061 SUGARS,MOLASSES,HONEY	579 224	7 793	4 097	778 ELECTRIC.MACH.APPART.NES	7 026	5 909	3 157
062 SUGAR CONFECTIONERY	7 446	3 013	1 603	781 PASS.MOTOR VEHCLS.EX.BUS	95	92	49
071 COFFEE,COFFEE SUBSTITUTE	14 743	4 707	2 474	784 PARTS,TRACTORS,MOTOR VEH	713	1 601	837
072 COCOA	624	159	84	785 CYCLES,MOTORCYCLES ETC.	968	647	350
075 SPICES	3 619	1 919	1 003	792 AIRCRAFT,ASSEMBL.EQUIPNT	35	1 522	813
081 ANIMAL FEED STUFF	349 056	15 588	8 231	821 LIGHTING FIXTURES ETC.NES	1 014	2 146	1 161
098 EDIBLE PROD.PREPRTNS,NES	9 989	2 810	1 491	822 FURNITURE,CUSHIONS,ETC.	39 908	29 407	15 627
112 ALCOHOLIC BEVERAGES	1 118	315	166	831 TRUNK,SUIT-CASES,BAG,ETC	15 030	52 566	27 871
121 TOBACCO,UNMANUFACTURED	45 459	20 950	11 057	841 MENS,BOYS CLOTHING,X-KNIT	30 531	91 447	48 627
211 HIDES,SKINS(EX.FURS),RAW	302	209	111	842 WOMEN,GIRL CLOTHING,XKNIT	23 381	100 258	53 245
231 NATURAL RUBBER, ETC.	415 530	85 682	45 365	843 MENS,BOYS CLOTHING,KNIT	6 785	22 917	12 165
232 SYNTHETIC RUBBER, ETC.	1 140	234	122	844 WOMEN,GIRLS CLOTHING,KNIT	8 592	30 572	16 202
247 WOOD ROUGH,ROUGH SQUARED	217	82	47	845 OTHR.TEXTILE APPAREL,NES	31 482	115 164	61 244
248 WOOD, SIMPLY WORKED	1 246	280	156	846 CLOTHING ACCESSRS,FABRIC	4 172	11 000	5 847
263 COTTON	6 253	475	257	848 CLOTHING,NONXTL;HEADGEAR	25 093	31 986	17 001
265 VEGETABLE TEXTILE FIBRES	4 221	308	165	851 FOOTWEAR	25 083	54 623	28 975
269 WORN CLOTHING,TEXTL,APPL	4 442	311	164	873 METERS,COUNTERS,NES	14	1 542	814
278 OTHER CRUDE MINERALS	132 307	6 399	3 412	874 MEASURE,CONTROL INSTRUMNT	1 399	9 454	5 007
287 DRE,CONCENTR.BASE METALS	50 140	6 884	3 642	881 PHOTOGRAPH APPAR.ETC.NES	61	277	143
288 NON-FERROUS WASTE,SCRAP	22 186	23 146	12 342	882 PHOTO.CINEMATOGPH.SUPPL	969	10 404	5 536
289 PREC.METAL DRES,CONCTPTS	60	610	31	885 WATCHES AND CLOCKS	544	15 192	8 114
291 CRUDE ANIMAL MATERLS,NES	1 629	1 616	861	892 PRINTED MATTER	372	745	397
292 CRUDE VEG.MATERLS,NES	13 945	7 894	4 227	893 ARTICLES,NES,OF PLASTICS	41 772	19 511	10 391
292 FIXED VEG.FAT,OILS,OTHER	8 656	1 828	943	894 BABY CARRIAGE,TOYS,GAMES	18 321	31 077	16 632
431 ANIMAL,VEG.FATS,OILS,NES	1	1	1	895 OFFICE,STATIONERY SUPPLS	1 351	1 525	798
513 CARBOXYLIC ACIDS,DERIVTS	1	1	1	896 WORKS OF ART,ANTIQUE ETC	102	745	396
514 NITROGEN-FUNCT.COMPOUNDS	2 822	1 199	637	897 GOLD,SILVERWARE,JEWEL NES	485	81 928	43 549
516 OTHER ORGANIC CHEMICALS	105	1 272	674	898 MUSICAL INSTRUMENTS,ETC.	934	1 481	778
531 SYNTH.COLOURS,LAKES,ETC.	105	97	51	899 MISC MANUFACTRD GOODS NES	12 421	18 551	9 840
541 MEDICINES,ETC.EXC.GRP542	290	883	465	EXPORTS			
553 PERFUMERY,COSMETICS,ETC.	47	214	117	001 LIVE ANIMALS	46	332	175
574 POLYACETAL,POLYCARBONATE	380	146	75	016 MEAT,ED.OFFL,DPY,SLT,SMK	79	209	109
581 PLASTIC TUBE,PIPE,HOSE	1 261	852	450	022 MILK AND CREAM	9 350	2 595	1 416
592 STARCHES,INULIN,ETC.	78 210	7 520	4 007	037 FISH ETC.PREPD,PRSDV,NES	64	381	202
598 MISC.CHEMICAL PRODCTS,NES	2 998	722	393	048 CEREAL PREPARATIONS	108 499	8 464	4 536
611 LEATHER	3 736	11 900	6 335	054 VEGETABLES	5 522	17 255	9 259
612 MANUFACT. LEATHER ETC.NES	15 132	9 588	5 070	061 SUGARS,MOLASSES,HONEY	3 709	581	310
621 MATERIALS OF RUBBER	1 104	388	208	062 SUGAR CONFECTIONERY	89	77	39
625 RUBBER TYRES,TUBES,ETC.	21 662	8 174	4 353	073 CHOCOLATE,OTH.COCOA PREP	171	167	86
629 ARTICLES OF RUBBER, NES	12 513	3 423	1 819	081 ANIMAL FEED STUFF	14 510	3 712	1 967
634 VENEERS, PLYWOOD, ETC.	1 309	1 199	639	098 EDIBLE PROD.PREPRTNS,NES	675	402	219
635 WOOD MANUFACTURES, NES	55 089	22 705	12 066	112 ALCOHOLIC BEVERAGES	1 129	352	182
641 PAPER AND PAPERBOARD	252	58	31	211 HIDES,SKINS(EX.FURS),RAW	2 642	1 069	565
642 PAPER,PAPERBOARD,CUT ETC	605	1 077	574	232 SYNTHETIC RUBBER, ETC.	10 576	3 346	1 772
651 TEXTILE YARN	21 983	10 143	5 303	251 PULP AND WASTE PAPER	53 373	4 719	2 454
652 COTTON FABRICS, WOVEN	45 190	41 769	22 262	263 COTTON	3 662	1 358	706
653 FABRICS,MAN-MADE FIBRES	27 217	26 126	13 986	273 STONE, SAND AND GRAVEL	19 177	598	318
654 OTH.TEXTILE FABRIC,WOVEN	1 381	1 427	755	274 SULPHUR,UNRSTD,IRON,PYRS	3 320	792	416
655 KNIT,CROCHET,FABRIC NES	27	69	37	278 OTHER CRUDE MINERALS	3 608	475	258
656 TULLE,LACE,EMBROIDRY,ETC	600	780	416	282 FERROUS WASTE AND SCRAP	21 670	838	450
657 SPECIAL YARN,TEXTL.FABRIC	723	455	244	285 ALUMINIUM ORE,CONCTR.ETC	575	100	53
658 TEXTILE ARTICLES NES	8 542	10 368	5 512	291 CRUDE ANIMAL MATERLS,NES	19	115	59
659 FLOOR COVERINGS, ETC.	171	450	240	292 CRUDE VEG.MATERLS,NES	733	788	419
661 LIME,CEMENT,CONSTR.MATRL	815	152	80	321 COAL,NOT AGGLOMERATED	963	67	34
662 CLAY,REFRCT,CONSTR.MATRL	92 353	10 902	5 877	334 PETROLEUM PRODUCTS	15 937	2 870	1 511
663 MINERAL MANUFACTURES,NES	3 181	429	231	395 RESIDUAL PETROL.PRODUCTS	5 248	971	520
664 GLASS	481	193	102	411 ANIMAL OILS AND FATS	431	125	65
665 GLASSWARE	1 654	1 013	542	421 FIXED VEG.FAT,OILS, SOFT	176	53	30
666 POTTERY	23 449	5 028	2 668	431 ANIMAL,VEG.FATS,OILS,NES	12 181	2 226	1 173
667 PEARLS,PRECIOUS STONES	1	1	1	511 HYDROCARBONS,NES,DERIVTS	12 701	3 639	1 918
671 PIG IRON,SPIEGELEISN,ETC	400	66	34	512 ALCOHOL,PHENOL,ETC.DERV	27 561	6 170	3 257
679 TUBES,PIPES,ETC.IRON,STL	193	58	30	513 CARBOXYLIC ACIDS,DERIVTS	27 870	5 593	2 960
682 COPPER	250	456	234	514 NITROGEN-FUNCT.COMPOUNDS	25 715	12 533	6 647
683 NICKEL	250	448	230	515 ORGANIC INORGANIC COMPNDS	5 149	12 852	6 853
687 TIN	17 718	29 252	15 375	516 OTHER ORGANIC CHEMICALS	6 052	4 561	2 408
689 MISC.NON-FERR.BASE METAL	14	96	51	522 INORGANIC CHEM.ELEMENTS	88 022	17 998	9 591
693 WIRE PRODUCTS EXCL.ELECT	916	289	153	523 METAL.SALTS,INORGAN.ACID	121 743	14 075	7 485
694 NAILS,SCREWS,NUTS,ETC.	4 213	1 069	563	524 OTHER CHEMICAL COMPOUNDS	2 105	1 145	615
695 TOOLS	99	85	45	525 RADIO-ACTIVE MATERIALS	134	134	70
696 CUTLERY	102	211	110	531 SYNTH.COLOURS,LAKES,ETC.	16 770	45 263	24 009
697 HOUSEHOLD EQUIPMENT,NES	3 595	4 500	2 384	532 DYEING,TANNING MATERIALS	15 247	3 555	1 892
699 MANUFACTS.BASE METAL,NES	4 025	5 295	2 822	533 PIGMENTS, PAINTS, ETC.	26 188	20 219	10 737
713 INTRNL COMBUS PSTN ENGIN	25	76	40	541 MEDICINES,ETC.EXC.GRP542	6 192	23 949	12 726
716 ROTATING ELECTRIC PLANT	1 601	6 824	3 618	542 MEDICAMENTS	4 748	24 031	12 766

7 IMPORTS AND EXPORTS (SPECIAL TRADE) BY COUNTRIES OF PRODUCTION AND CONSUMPTION AND BY GROUPS OF THE SITC-REV. III 1989

GROUP DESCRIPTION	DT = 100 KG	1 000 DM	1 000 \$	GROUP DESCRIPTION	DT = 100 KG	1 000 DM	1 000 \$
551 ESSNTL.OIL,PERFUME,FLAVR	1 421	3 553	1 885	764 TELECOMM.EQUIP.PARTS NES	1 236	67 493	36 044
553 PERFUMERY,COSMETICS,ETC.	925	1 210	636	771 ELECT POWER MACHNY.PARTS	6 224	7 853	4 193
554 SOAP,CLEANERS,POLISH,ETC	19 518	7 384	3 917	772 ELEC.SWITCH,RELAY,CIRCUIT	4 073	24 035	12 818
562 FERTILIZER,EXCEPT GRP272	63 121	2 777	1 451	773 ELECTR.DISTRIB.EQPT NES	3 941	5 394	2 860
571 POLYMERS OF ETHYLENE	16 682	3 792	2 017	774 ELECTRO-MEDCL.XRAY EQUIP	221	3 307	1 763
572 POLYMERS OF STYRENE	27 865	8 288	4 384	775 DOM.ELEC, NON-ELEC. EQUIPT	3 143	5 898	3 200
573 POLYMERS,VINYL CHLORIDE	16 751	3 936	2 095	776 TRANSISTORS, VALVES, ETC.	8 303	67 339	35 834
574 POLYACETAL,POLYCARBONATE	15 459	5 927	3 137	778 ELECTRIC.MACH. APPART. NES	8 884	20 632	10 960
575 OTH. PLASTIC, PRIMARY FORM	63 561	25 896	14 376	781 PASS. MOTOR VEHCLS. EX. BUS	33 253	70 529	37 818
581 PLASTIC TUBE, PIPE, HOSE	423	1 262	668	782 GOODS, SPCL. TRANSPORT VEH	6 547	10 351	5 578
582 PLASTIC PLATE, SHEETS, ETC	10 321	9 577	5 115	783 ROAD MOTOR VEHICLES NES	3 315	3 868	1 966
583 MONOFILAMENT OF PLASTICS	816	689	367	784 PARTS, TRACTORS, MOTOR VEH	72 126	138 316	74 268
591 INSECTICIDES, ETC.	17 551	15 966	8 535	786 TRAILERS, SEMI-TRAILR, ETC	5 336	2 450	1 298
592 STARCHES, INULIN, ETC.	41 986	7 191	3 797	791 RAILWAY VEHICLES, EQUIPNT	4 264	3 656	1 895
593 EXPLOSIVES, PYROTECHNICS	122	697	372	792 AIRCRAFT, ASSOCTD. EQUIPNT	97	10 235	5 524
597 PREPRD. ADDITIVES, LIQUIDS	21 466	6 262	3 317	800 CPL IND PLANT CHAP 90/94	54	779	431
598 MISC. CHEMICAL PRDCTS. NES	83 844	30 806	16 337	811 PREFABRICATED BUILDINGS	21	669	353
600 CPL IND PLANT CHAP 69-76	18 382	20 613	11 331	813 LIGHTNG FIXTURES ETC. NES	450	2 240	1 200
611 LEATHER	1 294	1 662	881	821 FURNITURE, CUSHIONS, ETC.	886	4 894	2 602
612 MANUFACT. LEATHER ETC. NES	36	104	56	831 TRUNK, SUIT-CASES, BAG, ETC	9	297	162
621 MATERIALS OF RUBBER	831	1 419	756	842 WOMEN, GIRL CLOTHNG, KNIT	3	140	73
625 RUBBER TYRES, TUBES, ETC.	2 986	1 566	842	845 OTHR. TEXTILE APPAREL, NES	11	57	30
629 ARTICLES OF RUBBER, NES	1 455	3 276	1 735	846 CLOTHING ACCESSRS, FABRIC	25	162	86
633 CORK MANUFACTURES	71	98	50	848 CLOTHNG, NONXTXL; HEADGEAR	34	339	178
634 VENEERS, PLYWOOD, ETC.	1 172	397	205	851 FOOTWEAR	208	505	271
635 WOOD MANUFACTURES, NES	1 278	242	127	871 OPTICAL INSTRUMENTS, NES	24	965	513
641 PAPER AND PAPERBOARD	68 439	18 334	9 664	872 MEDICAL INSTRUMENTS NES	626	11 245	6 024
642 PAPER, PAPERBOARD, CUT ETC	4 980	2 382	1 271	873 METERS, COUNTERS, NES	333	880	464
651 TEXTILE YARN	2 691	3 225	1 717	874 MEASURE, CONTROL INSTRMNT	1 529	37 848	20 236
652 COTTON FABRICS, WOVEN	749	2 330	1 228	881 PHOTOGRAPH APPAR. ETC. NES	467	3 919	2 086
653 FABRICS, MAN-MADE FIBRES	744	2 623	1 401	882 PHOTO. CINEMA TOGRPH. SUPPL	2 603	2 911	1 552
654 OTH. TEXTILE FABRIC, WOVEN	195	470	252	884 OPTICAL GOODS NES	5	735	394
655 KNIT, CROCHET, FABRIC NES	511	1 642	865	885 WATCHES AND CLOCKS	263	5 611	2 982
656 TULLE, LACE, EMBROIDRY, ETC	45	285	149	891 ARMS AND AMMUNITION	206	3 487	1 865
657 SPECIAL YARN, TXTL. FABRIC	5 831	9 067	4 826	892 PRINTED MATTER	1 062	5 570	2 954
658 TEXTILE ARTICLES NES	54	418	225	893 ARTICLES, NES, OF PLASTICS	2 761	5 515	2 936
659 FLOOR COVERINGS, ETC.	72	128	68	894 BABY CARRIAGE, TOYS, GAMES	145	565	302
662 CLAY, REFRCT. CONSTR. MATRL	54 059	9 637	5 204	895 OFFICE, STATIONERY SUPPLS	1 862	4 650	2 582
663 MINERAL MANUFACTURES, NES	7 999	7 006	3 722	896 WORKS OF ART, ANTIQUE ETC	1	130	69
664 GLASS	15 362	2 772	1 471	897 GOLD, SILVERWARE, JEWEL NES	3	1 746	926
665 GLASSWARE	1 655	2 671	1 418	898 MUSICAL INSTRUMENTS, ETC.	178	1 197	640
667 PEARLS, PRECIOUS STONES	-	-	-	899 MISC. MANUFACTRD GOODS NES	516	2 281	1 205
671 PIG IRON, SPIEGELEISN, ETC	2 086	660	339	941 COMPL IND PLANT CHAPT 99	4 387	8 979	4 799
672 INGOTS ETC. IRON OR STEEL	307 652	15 506	8 245	971 GOLD, NONMONTY EXCL ORES	7	6 868	3 698
673 FLAT-ROLLED IRON ETC.	251 424	14 409	7 717				
674 FLAT-ROLLED PLATED IRON	24 801	3 251	1 721	LAOS			
675 FLAT-ROLLED, ALLOY STEEL	49 689	23 235	12 318	IMPORTS	1 632	1 954	1 032
676 IRON, STL, BAR, SHAPES ETC.	121 758	9 099	4 929	071 COFFEE, COFFEE SUBSTITUTE	1 123	330	180
677 RAILWAY TRACK IRON, STEEL	1 013	144	83	695 TOOLS	1	60	30
678 WIRE OF IRON, OF STEEL	677	280	148	841 MENS, BOYS CLOTHNG, X-KNIT	26	67	35
679 TUBES, PIPES, ETC. IRON, STL	18 991	7 125	3 767	842 WOMEN, GIRL CLOTHNG, KNIT	138	543	287
681 SILVER, PLATINUM, ETC.	501	14 270	7 552	843 MENS, BOYS CLOTHNG, KNIT	38	96	50
682 COPPER	2 738	3 084	1 627	845 OTHR. TEXTILE APPAREL, NES	283	746	352
683 NICKEL	14	233	124	EXPORTS	1 984	3 454	1 819
684 ALUMINIUM	8 300	7 555	4 021	533 PIGMENTS, PAINTS, ETC.	231	112	61
685 LEAD	222	164	84	541 MEDICINES, ETC. EXC. GRP542	5	55	30
686 ZINC	1 295	607	320	598 MISC. CHEMICAL PRDCTS. NES	374	180	91
691 METALLIC STRUCTURES NES	7 855	2 718	1 429	718 OTH. POWR. GENRTNG. MACHNRY	210	840	459
692 CONTAINERS, STORAGE, TRNSP	7 767	6 044	3 220	724 TEXTILE, LEATHER MACHINES	130	534	281
693 WIRE PRODUCTS EXCL. ELECT	450	710	376	778 ELECTRIC.MACH. APPART. NES	4	62	31
694 NAILS, SCREWS, NUTS, ETC.	285	1 132	596	781 PASS. MOTOR VEHCLS. EX. BUS	564	1 268	662
695 TOOLS	4 020	16 322	8 551	848 CLOTHNG, NONXTXL; HEADGEAR	5	102	55
696 CUTLERY	109	1 080	556	VIETNAM			
697 HOUSEHOLD EQUIPMENT, NES	1 406	1 390	733	IMPORTS	94 271	43 136	22 838
699 MANUFACTS. BASE METAL, NES	23 507	20 737	11 248	034 FISH, FRESH, CHILLED, FROZN	184	123	67
700 CPL IND PLANT (84/85/87)	17 706	84 112	47 015	036 CRUSTACEANS, MOLLUSCS ETC	2 754	7 123	3 790
711 STEAM GENER. BOILERS, ETC.	7 065	7 494	4 089	037 FISH ETC. PREPRD, PRSVD. NES	622	512	270
712 STEAM TURBINES	409	1 744	6 942	054 VEGETABLES	5 231	147	73
713 INTRNL COMBS PSTN ENGIN	3 348	12 450	6 667	057 FRUIT, NUTS EXCL. OIL NUTS	186	156	81
714 ENGINES, MOTORS NON-ELECT	66	12 314	6 508	071 COFFEE, COFFEE SUBSTITUTE	23 070	8 018	4 231
716 ROTATING ELECTRIC PLANT	4 229	11 067	5 893	074 TEA AND MATE	3 169	1 036	546
718 OTH. POWR. GENRTNG. MACHNRY	173	1 245	670	075 SPICES	717	296	158
721 AGRIC. MACHINES, EX. TRACTR	1 300	2 332	1 233	287 ORE, CONCENTR. BASE METALS	1 657	1 274	680
722 TRACTORS	2 920	4 353	2 323	291 CRUDE ANIMAL MATERLS. NES	2 105	1 495	791
723 CIVIL ENGINEERING EQUIPT	9 506	11 023	5 856	421 FIXED VEG. FAT, OILS, SOFT	2 127	326	169
724 TEXTILE, LEATHER MACHINES	31 952	86 026	45 712	551 ESSNTL. OIL, PERFUME, FLAVR	72	161	83
725 PAPER, PULP MILL MACHINES	5 685	26 413	14 063	635 WOOD MANUFACTURES, NES	346	590	310
726 PRINTNG, BOOKBINDNG MACHS	8 715	29 640	15 987	658 TEXTILE ARTICLES NES	20	85	45
727 FOOD-PROCESS. MCH. NON DOM	2 599	6 425	3 378	659 FLOOR COVERINGS, ETC.	619	2 702	1 434
728 OTH. MACH. PTS, SPCL. INDUST	30 949	75 124	40 198	666 POTTERY	1 079	498	263
731 METAL REMOVAL WORK TOOLS	16 440	9 058	4 846	793 SHIP, BOAT, FLOAT, STRUCTRS	39 197	1 347	680
733 MACH-TOOLS, METAL-WORKING	10 678	11 430	6 092	821 FURNITURE, CUSHIONS, ETC.	143	105	55
735 PARTS, NES, FOR MACH-TOOLS	617	3 382	1 797	841 MENS, BOYS CLOTHNG, X-KNIT	5 281	11 910	6 324
737 METALWORKING MACHNRY NES	2 562	5 749	3 003	842 WOMEN, GIRL CLOTHNG, KNIT	1 177	3 373	1 801
741 HEATING, COOLNG EQUIP, PART	-	-	-	843 MENS, BOYS CLOTHNG, KNIT	122	316	168
742 PUMPS FOR LIQUIDS, PARTS	3 117	10 994	5 852	848 CLOTHNG, NONXTXL; HEADGEAR	133	145	77
743 PUMPS NES, CENTRIFUGS ETC	7 021	22 974	12 286	851 FOOTWEAR	212	162	85
744 MECHANICAL HANDLING EQUIP	13 379	21 392	11 368	894 BABY CARRIAGE, TOYS, GAMES	43	64	35
745 OTH. NONELEC MCH, TOOL, NES	9 590	35 278	18 822	896 WORKS OF ART, ANTIQUE ETC	12	244	131
746 BALL OR ROLLER BEARINGS	161	727	389	899 MISC. MANUFACTRD GOODS NES	881	224	118
747 TAPS, COCKS, VALVES, ETC.	3 664	11 505	6 113	EXPORTS	23 835	28 146	14 982
748 TRANSMISSIONS, SHAFTS ETC	2 572	7 990	4 202				
749 NON-ELECT MACH. PARTS, ETC	1 148	4 878	2 607				
751 OFFICE MACHINES	632	4 567	2 455				
752 AUTOMATC. DATA PROC. EQUIP	995	9 805	5 245				
759 PARTS, FOR OFFICE MACHINES	817	3 362	1 809				
761 TELEVISION RECEIVERS ETC	130	440	239				
762 RADIO-BROADCAST RECEIVER	165	2 014	1 053				
763 SOUND RECORDER, PHONOGRPH	37	2 072	1 156				

7 IMPORTS AND EXPORTS (SPECIAL TRADE) BY COUNTRIES OF PRODUCTION AND CONSUMPTION AND BY GROUPS OF THE SITC-REV. III 1989

GROUP DESCRIPTION	DT = 100 KG	1 000 DM	1 000 \$	GROUP DESCRIPTION	DT = 100 KG	1 000 DM	1 000 \$
022 MILK AND CREAM	4 200	1 246	639	121 TOBACCO, UNMANUFACTURED	14 793	13 124	6 989
061 SUGARS, MOLASSES, HONEY	530	109	59	211 HIDES, SKINS (EX. FURS), RAW	25	281	149
232 SYNTHETIC RUBBER, ETC.	100	65	34	231 NATURAL RUBBER, ETC.	333 092	65 092	34 543
334 PETROLEUM PRODUCTS	114	68	36	245 FUEL WOOD, WOOD CHARCOAL	1 167	69	36
512 ALCOHOL, PHENOL, ETC. DERIV	239	70	38	248 WOOD, SIMPLY WORKED	331 096	41 597	22 216
513 CARBOXYLIC ACIDS, DERIVATS	398	89	48	288 NON-FERROUS WASTE, SCRAP	427	174	100
514 NITROGEN-FUNCT. COMPOUNDS	19	72	38	291 CRUDE ANIMAL MATERIALS, NES	688	492	270
522 INORGANIC CHEM. ELEMENTS	338	291	158	292 CRUDE VEG. MATERIALS, NES	41 588	6 480	3 448
523 METAL. SALTS, INORGAN. ACID	514	86	45	321 COAL, NOT AGGLOMERATED	761 666	7 678	4 083
531 SYNTH. COLOURS, LAKES, ETC.	24	309	168	335 RESIDUAL PETROL. PRODUCTS	201 861	5 581	3 035
533 PIGMENTS, PAINTS, ETC.	336	1 008	524	422 FIXED VEG. FAT, OILS, OTHER	1 915 822	158 128	84 554
541 MEDICINES, ETC. EXC. GRP542	91	594	323	431 ANIMAL, VEG. FATS, OILS, NES	102 945	7 188	3 796
542 MEDICAMENTS	404	221	116	512 ALCOHOL, PHENOL, ETC. DERIV	4 025	6 79	359
551 ESSENT. OIL, PERFUME, FLAVR	70	282	151	513 CARBOXYLIC ACIDS, DERIVATS	10 609	2 168	1 166
553 PERFUMERY, COSMETICS, ETC.	48	192	101	514 NITROGEN-FUNCT. COMPOUNDS	2 710	756	405
554 SOAP, CLEANERS, POLISH, ETC	642	400	213	515 ORGANIC-INORGANIC COMPOUNDS	359	196	102
571 POLYMERS OF ETHYLENE	1 013	299	163	516 OTHER ORGANIC CHEMICALS	105	90	46
574 POLYACETAL, POLYCARBONATE	283	194	107	541 MEDICINES, ETC. EXC. GRP542	763	8 162	4 287
575 OTH. PLASTIC, PRIMARY FORM	335	494	269	551 ESSENT. OIL, PERFUME, FLAVR	1 723	3 375	1 781
582 PLASTIC PLATE, SHEETS, ETC	161	190	103	553 PERFUMERY, COSMETICS, ETC.	56	66	35
591 INSECTICIDES, ETC.	73	142	75	582 FERTILIZER, EXCEPT GRP272	205 443	4 026	2 312
598 MISC. CHEMICAL PRODS. NES	278	176	92	575 OTH. PLASTIC, PRIMARY FORM	235	145	75
651 TEXTILE YARN	391	1 048	551	582 PLASTIC PLATE, SHEETS, ETC	411	151	80
662 CLAY, REPPCT, CONSTR. MATRL	6 064	803	419	591 INSECTICIDES, ETC.	10	292	156
663 MINERAL MANUFACTURES, NES	21	85	45	598 MISC. CHEMICAL PRODS. NES	4 002	558	300
665 GLASSWARE	13	75	39	611 LEATHER	3 436	17 740	9 388
684 ALUMINIUM	330	190	104	625 RUBBER TYRES, TUBES, ETC.	3 468	1 308	696
691 METALLIC STRUCTURES NES	64	69	37	634 VENEERS, PLYWOOD, ETC.	452 656	70 618	37 631
695 TOOLS	5	92	52	635 WOOD MANUFACTURES, NES	114 045	20 472	10 880
699 MANUFACT. BASE METAL, NES	19	60	31	642 PAPER, PAPERBOARD, CUT ETC	459	217	116
716 ROTATING ELECTRIC PLANT	81	326	170	651 TEXTILE YARN	10 722	6 658	3 536
723 CIVIL ENGINEERING EQUIPT	16	159	83	652 COTTON FABRICS, WOVEN	14 441	14 717	7 895
724 TEXTILE, LEATHER MACHINES	500	3 151	1 687	653 FABRICS, MAN-MADE FIBRES	24 069	34 941	18 627
725 PAPER, PULP, MILL MACHINES	557	368	197	655 KNIT, CROCHET, FABRIC NES	106	163	84
726 PRINTING, BOOKBINDING MACHS	629	2 839	1 524	656 TULLE, LACE, EMBROIDRY, ETC	190	371	198
728 OTH. MACH. PTS, SPCL INDUST	92	453	236	658 TEXTILE ARTICLES NES	4 964	7 050	3 775
735 PARTS, NES, FOR MACH-TOOLS	114	674	379	665 GLASSWARE	3 371	685	356
741 HEATING, COOLING EQUIP, PART	7	84	44	666 POTTERY	2 230	709	379
742 PUMPS FOR LIQUIDS, PARTS	26	223	120	671 PIG IRON, SPIEGELEISEN, ETC	53 165	26 339	14 289
743 PUMPS NES, CENTRIFUGS ETC	27	123	61	674 FLAT-ROLLED PLATED IRON	2 070	275	150
744 MECHANICAL HANDLING EQUIP	36	597	318	682 COPPER	50	77	41
745 OTH. NONELEC MCH, TOOL, NES	12	116	62	683 NICKEL	192	306	176
748 TRANSMISSIONS, SHAFTS ETC	19	109	57	687 TIN	13 774	21 717	11 446
751 OFFICE MACHINES	20	866	453	695 TOOLS	197	230	123
764 TELECOMM. EQUIP. PARTS NES	74	663	367	697 HOUSEHOLD EQUIPMENT, NES	105	76	39
772 ELEC. SWITCH, RELAY, CIRCUIT	627	581	317	699 MANUFACT. BASE METAL, NES	679	134	70
773 ELECT. DISTRIBUT. EOPT NES	239	1 425	771	712 STEAM TURBINES	27	772	420
774 ELECTRO-MEDCL. XPAY EQUIP	584	668	362	714 ENGINES, MOTORS NON-ELECT	132	723	395
778 ELECTRIC MACH, APPART, NES	874	1 171	625	726 PRINTING, BOOKBINDING MACHS	142	139	73
781 PASS. MOTOR VEHCLS, EX. BUS	53	58	30	728 OTH. MACH. PTS, SPCL INDUST	30	78	42
813 LIGHTING FIXTURES ETC NES	11	198	109	745 OTH. NONELEC MCH, TOOL, NES	367	453	245
838 CLOTHING, NONTEXTL; HEADGEAR	2	106	58	748 NON-ELECT MACH. PARTS, ETC	5	64	34
871 OPTICAL INSTRUMENTS, NES	22	541	285	752 AUTOMAT. DATA PROC. EQUIP	2	96	45
872 MEDICAL INSTRUMENTS, NES	12	496	268	753 PARTS, FOR OFFICE MACHINES	2 997	7 966	4 278
874 MEASURE, CONTROL INSTRUMNT	19	168	88	754 TELECOMM. EQUIP. PARTS NES	1 041	1 194	638
891 PHOTOGRAPH APPAR, ETC NES	21	77	41	772 ELEC. SWITCH, RELAY, CIRCUIT	5	57	30
892 PHOTO. CINEMATOGRPH. SUPPL	39	75	38	776 TRANSISTORS, VALVES, ETC.	7	62	34
893 ARTICLES, NES, OF PLASTICS	18	60	32	778 ELECTRIC MACH. APPART, NES	232	257	133
895 OFFICE, STATIONERY SUPPLS	142	210	112	785 CYCLES, MOTORCYCLES ETC.	473	476	250
898 MUSICAL INSTRUMENTS, ETC.				792 AIRCRAFT, ASSCOTD. EQUIPNT	4	74	39
KAMPUCHEA				813 LIGHTING FIXTURES ETC NES	68	56	33
IMPORTS	14 161	728	388	821 FURNITURE, CUSHIONS, ETC.	34 772	19 336	10 282
222 OILSEED(SFT. FIX VEG. OIL)	14 001	687	367	831 TRUNK, SUIT-CASES, BAG, ETC	442	1 613	863
EXPORTS	2 658	1 704	907	841 MENS, BOYS CLOTHING, X-KNIT	18 393	45 599	24 209
541 MEDICINES, ETC. EXC. GRP542	44	302	166	842 WOMEN, GIRL CLOTHING, X-KNIT	13 955	52 999	28 196
581 PLASTIC TUBE, PIPE, HOSE	1 719	657	354	843 MENS, BOYS CLOTHING, KNIT	5 497	15 667	8 354
642 PAPER, PAPERBOARD, CUT ETC	651	255	132	844 WOMEN, GIRLS CLOTHING, KNIT	7 245	23 847	12 611
728 OTH. MACH. PTS, SPCL INDUST	5	79	42	845 OTHR. TEXTILE APPAREL, NES	25 975	73 115	38 836
742 PUMPS FOR LIQUIDS, PARTS	53	167	90	846 CLOTHING ACCESSRS, FABRIC	1 481	3 035	1 629
848 CLOTHING, NONTEXTL; HEADGEAR	4	83	47	848 CLOTHING, NONTEXTL; HEADGEAR	358	808	430
INDONESIA				851 FOOTWEAR	9 751	19 023	10 145
IMPORTS	8 616 723	1 182 676	630 119	874 MEASURE, CONTROL INSTRUMNT	4	174	91
001 LIVE ANIMALS	352	2 013	1 065	881 PHOTOGRAPH APPAR, ETC NES	94	1 166	632
012 OTHER MEAT, MEAT OFFAL	175	168	89	882 PHOTO. CINEMATOGRPH. SUPPL	19	237	127
034 FISH, FRESH, CHILLED, FROZEN	146	1 287	685	884 OPTICAL GOODS NES	3	160	84
035 FISH, DRIED, SALTED, SMOKED	25	63	32	885 WATCHES AND CLOCKS	11	83	43
036 CRUSTACEANS, MOLLUSCS ETC	4 190	8 760	4 654	892 PRINTED MATTER	41	67	32
037 FISH ETC. PREPD, PRSVD, NES	15 989	6 849	3 655	893 ARTICLES, NES, OF PLASTICS	2 356	1 053	549
042 RICE	681	97	52	894 BABY CARRIAGE, TOYS, GAMES	529	878	470
054 VEGETABLES	90 678	2 634	1 382	896 WORKS OF ART, ANTIQUE ETC	90	285	149
056 VEGETABLES, PRPD, PRSVD, NES	4 238	1 370	719	897 GOLD, SILVERWARE, JEWEL NES	81	3 595	1 920
057 FRUIT, NUTS EXCL. OIL NUTS	308	219	114	898 MUSICAL INSTRUMENTS, ETC.	1 530	3 318	1 759
058 FRUIT, PRESERVED, PREPARED	121 274	12 511	6 739	899 MISC MANUFACTRD GOODS NES	5 788	6 681	3 549
061 SUGARS, MOLASSES, HONEY	40 178	577	311	EXPORTS	1 969 074	1 661 082	883 450
071 COFFEE, COFFEE SUBSTITUTE	378 527	110 725	58 826	001 LIVE ANIMALS	4	375	201
072 COCOA	161 955	43 792	23 428	022 MILK AND CREAM	12 249	4 163	2 201
074 TEA AND MATE	14 590	6 190	3 299	034 FISH, FRESH, CHILLED, FROZEN	260	71	38
075 SPICES	82 378	57 002	30 366	048 CEREAL PREPARATIONS	443	75	40
081 ANIMAL FEED STUFF	2 878 811	76 747	40 734	054 VEGETABLES	39 142	211	112
098 EDIBLE PROD. PREPRTNS, NES	187	73	39	061 SUGARS, MOLASSES, HONEY	203	2 858	1 515
112 ALCOHOLIC BEVERAGES	393	225	117	071 COFFEE, COFFEE SUBSTITUTE	372	106	61
				073 CHOCOLATE, OTH. COCOA PREP	202	196	104
				081 ANIMAL FEED STUFF	20 424	4 418	2 365
				098 EDIBLE PROD. PREPRTNS, NES	837	1 030	542
				112 ALCOHOLIC BEVERAGES	352	97	51
				232 SYNTHETIC RUBBER, ETC.	19 179	4 258	2 577

7 IMPORTS AND EXPORTS (SPECIAL TRADE) BY COUNTRIES OF PRODUCTION AND CONSUMPTION AND BY GROUPS OF THE SITC-REV. III 1989

GROUP DESCRIPTION	DT = 100 KG	1 000 DM	1 000 \$	GROUP DESCRIPTION	DT = 100 KG	1 000 DM	1 000 \$
251 PULP AND WASTE PAPER	4 160	1 170	626	727 FOOD-PROCESS. MCH. NON DOM	1 913	8 470	4 582
267 OTHER MAN-MADE FIBRES	386	238	129	728 OTH. MACH. PTS, SPCL INDUST	12 763	46 122	24 429
273 STONE, SAND AND GRAVEL	17 895	411	218	731 METAL REMOVAL WORK TOOLS	2 367	5 681	3 054
274 SULPHUR, UNRSTD. IRON PYRS	3 456	504	269	733 PARTS, METAL-WORKING	4 383	13 566	7 297
278 OTHER CRUDE MINERALS	16 842	1 936	1 018	735 PARTS, NES, FOR MACH-TOOLS	1 456	1 478	791
287 ORE, CONCENTR. BASE METALS	1 230	82	44	737 METALWORKING MACHNRY NES	54 454	18 430	9 850
292 CRUDE VEG. MATERIALS, NES	1 287	1 398	728	741 HEATING, COOLING EQUIP, PART			
334 PETROLEUM PRODUCTS	4 229	1 045	556	742 PUMPS FOR LIQUIDS, PARTS	1 884	9 611	5 095
335 RESIDUAL PETROL. PRODUCTS	12 065	1 591	846	743 PUMPS NES, CENTRIFUGS ETC	5 846	24 885	13 209
411 ANIMAL OILS AND FATS	141	76	41	744 MECHANICAL HANDLING EQUIP	9 870	8 166	4 333
421 FIXED VEG. FAT, OILS, SOFT	3 557	571	304	745 OTH. NONELEC. MCH. TOOL, NES	7 847	29 173	15 561
431 ANIMAL, VEG. FATS, OILS, NES	6 713	1 289	685	746 BALL OR ROLLER BEARINGS	218	890	473
511 HYDROCARBONS, NES, DERIVTS	5 995	2 222	1 169	747 TAPS, COCKS, VALVES, ETC.	1 562	4 732	2 511
512 ALCOHOL, PHENOL, ETC. DERIV	18 685	7 157	3 830	748 TRANSMISSIONS SHAFTS ETC	3 014	6 760	3 607
513 CARBOXYLIC ACIDS, DERIVTS	33 718	9 036	4 785	749 NON-ELECT. MACH. PARTS, ETC	342	2 548	1 367
514 NITROGEN-FUNCT. COMPOUNDS	24 539	22 155	11 786	751 OFFICE MACHINES	662	4 716	2 501
515 ORGANIC-INORGANIC COMPNDS	13 867	24 114	12 781	752 AUTOMAT. DATA PROC. EQUIP	170	2 637	1 419
516 OTHER ORGANIC CHEMICALS	14 158	10 026	5 300	753 PARTS, FOR OFFICE MACHINES	90	6 176	3 363
522 INORGANIC CHEM. ELEMENTS	109 871	20 242	10 744	761 TELEVISION RECEIVERS ETC	134	479	253
523 METAL. SALTS, INORGAN. ACID	110 040	13 018	6 871	762 RADIO-BROADCAST RECEIVER	112	2 459	1 298
524 OTHER CHEMICAL COMPOUNDS	2 021	877	460	763 SOUND RECORDER, PHONOGRPH	19	453	235
525 RADIO-ACTIVE MATERIALS		365	196	764 TELECOMM. EQUIP. PARTS NES	4 116	93 799	50 075
531 SYNTH. COLOURS, LAKES, ETC.	19 768	46 529	24 723	771 ELECT. POWER MACHIN. PARTS	6 088	12 277	6 495
532 DYEING, TANNING MATERIALS	17 913	3 962	2 096	772 ELECT. SWITCH, RELAY, CIRCUIT	9 446	32 449	17 355
533 PIGMENTS, PAINTS, ETC.	20 476	12 287	6 503	773 ELECT. DISTRIBUT. EQUIP NES	7 018	3 746	1 988
541 MEDICINES, ETC. EXC. GRP542	1 397	20 297	10 708	774 ELECTRO-MEDCL. XRAY EQUIP	129	4 906	2 559
542 MEDICAMENTS	303	2 118	1 135	775 DOM. ELEC. NON-ELEC. EQUIPT	1 098	2 582	1 373
551 ESSENT. OIL, PERFUME, FLAVR	6 835	18 597	9 857	776 TRANSISTORS, VALVES, ETC.	253	721	373
553 PERFUMERY, COSMETICS, ETC.	101	488	259	778 ELECTRIC. MACH. APPART. NES	18 337	19 146	10 193
554 SOAP, CLEANERS, POLISH, ETC	23 904	8 393	4 465	781 PASS. MOTOR VEHCL. EX. BUS	15 207	52 324	27 770
562 FERTILIZER, EXCEPT GRP272	40 860	3 313	1 758	782 GOODS, SPCL. TRANSPORT VEH	1 523	2 875	1 514
571 POLYMERS OF ETHYLENE	27 329	5 546	2 974	784 PARTS, TRACTORS, MOTOR VEH	33 221	64 584	34 529
572 POLYMERS OF STYRENE	16 821	4 089	2 195	785 CYCLES, MOTORCYCLES ETC.	236	373	200
573 POLYMERS, VINYL CHLORIDE	7 965	2 773	1 478	786 TRAILERS, SEMI-TRAILER, ETC	4 042	2 342	1 250
574 POLYACETAL, POLYCARBONATE	9 188	4 262	2 278	791 RAILWAY VEHICLES, EQUIPNT	2 907	1 823	960
575 OTH. PLASTIC, PRIMARY FORM	127 026	41 450	22 088	792 AIRCRAFT, ASSOC'D. EQUIPNT	39	4 468	2 377
579 PLASTIC WASTE, SCRAP ETC	39 689	1 412	742	793 SHIP, BOAT, FLOAT. STRUCTRS	32 321	54 205	28 977
581 PLASTIC TUBE, PIPE, HOSE	1 145	864	451	800 CPL. IND. PLANT CHAP 90/94	344	9 194	4 873
582 PLASTIC PLATE, SHEETS, ETC	10 597	9 325	4 587	812 PLUMBING, SANITARY, EQUIP. ETC	351	542	293
583 MONOFILAMENT OF PLASTICS	1 549	473	255	813 LIGHTING FIXTURES ETC. NES	206	869	461
591 INSECTICIDES, ETC.	11 079	7 459	3 930	821 FURNITURE, CUSHIONS, ETC.	1 486	1 445	756
592 STARCHES, INULIN, ETC.	26 292	5 409	2 852	842 WOMEN, GIRL CLOTHING, KNIT	3	63	35
597 PREPRD. ADDITIVES, LIQUIDS	15 981	6 286	3 369	845 CLOTHING ACCESSRS, FABRIC	6	160	86
598 MISC. CHEMICAL PRODS. NES	86 306	35 896	19 079	851 FOOTWEAR	34	150	80
600 CPL. IND. PLANT CHAP 69-76	3 324	5 984	3 274	871 OPTICAL INSTRUMENTS, NES	14	344	184
612 MANUFACT. LEATHER ETC. NES	15	125	67	872 MEDICAL INSTRUMENTS NES	268	5 831	3 111
621 MATERIALS OF RUBBER	1 239	1 574	1 051	873 METERS, COUNTERS, NES	224	1 054	560
629 ARTICLES OF RUBBER, NES	926	1 957	1 050	874 MEASURE, CONTROL INSTRUMNT	1 467	35 810	18 931
635 WOOD MANUFACTURES, NES	1 308	522	279	881 PHOTOGRAPH APPAR. ETC. NES	222	1 058	560
641 PAPER AND PAPERBOARD	21 547	11 495	6 073	882 OPTICAL. CINEMATOGPH. SUPPL	3 990	4 454	2 451
642 PAPER, PAPERBOARD, CUT ETC	1 651	1 205	630	884 OPTICAL GOODS NES	62	2 093	1 112
651 TEXTILE YARN	9 052	6 202	3 246	885 WATCHES AND CLOCKS	55	441	236
652 COTTON FABRICS, WOVEN	219	468	248	891 ARMS AND AMMUNITION	14	303	161
653 FABRICS, MAN-MADE FIBRES	365	1 045	556	892 PRINTED MATTER	803	3 027	1 595
654 OTH. TEXTILE FABRIC, WOVEN	177	259	141	893 ARTICLES, NES, OF PLASTICS	2 095	3 375	1 802
655 KNIT CROCHET FABRIC NES	62	213	113	894 BABY CARRIAGE, TOYS, GAMES	2 562	3 580	304
656 TULLE LACE EMBROIDRY, ETC	44	347	186	895 OFFICE, STATIONERY SUPPLS	2 456	6 534	3 473
657 SPECIAL YARN, TYXL FABRIC	1 552	4 727	2 531	897 GOLD, SILVERWARE, JEWEL NES	1	503	270
658 TEXTILE ARTICLES NES	12	82	43	898 MUSICAL INSTRUMENTS, ETC.	40	804	425
659 FLOOR COVERINGS, ETC.	232	100	52	899 MISC. MANUFACTRD. GOODS NES	166	804	425
661 LIME, CEMENT, CONSTR. MATRL	1 124	209	111	941 COMPL. IND. PLANT CHAPT 99	603	1 488	796
662 CLAY, REFRCT. CONSTR. MATRL	171 238	26 259	13 933				
663 MINERAL MANUFACTURES, NES	14 626	8 176	4 353				
664 GLASS	3 370	750	387				
665 GLASSWARE	2 239	1 802	951				
667 PEARLS, PRECIOUS STONES							
671 PIG IRON, SPIEGELEISN, ETC	3 917	925	484	001 LIVE ANIMALS	12	183	97
673 FLAT-ROLLED IRON ETC.	19 410	2 058	1 093	034 FISH, FRESH, CHILLED, FROZEN	20	139	74
674 FLAT-ROLLED PLATED IRON	2 664	481	256	036 CRUSTACEANS, MOLLUSCS ETC	2 371	2 542	1 369
675 FLAT-ROLLED, ALLOY STEEL	6 874	3 515	1 877	037 FISH ETC. PRP'D, PRSVD. NES	10 086	6 999	3 736
676 IRON, STL. BAR, SHAPES ETC.	44 040	5 804	3 137	056 VEGETABLES, PRP'D, PRSVD. NES	2 166	865	461
677 RAILWAY TRACK IRON, STEEL	1 178	217	115	057 FRUIT, NUTS EXCL. OIL NUTS	19 564	5 005	2 692
678 WIRE OF IRON OR STEEL	2 803	838	451	058 FRUIT, PRESERVED, PREPARED	14 202	1 777	961
679 TUBES, PIPES, ETC. IRON, STL	207 019	32 176	16 997	059 FRUIT, VEGETABLE JUICES	504	186	94
681 SILVER, PLATINUM, ETC.	10	345	183	062 SUGAR CONFECTIONERY	167	170	89
682 COPPER	6 306	6 092	3 232	071 COFFEE, COFFEE SUBSTITUTE	3 131	1 060	569
683 NICKEL	344	1 262	671	072 COCOA	671 353	186 017	99 129
684 ALUMINIUM	5 045	4 257	2 268	075 SPICES	22 440	13 318	7 060
685 LEAD	2 636	746	391	081 ANIMAL FEED STUFF	3 738 941	89 812	47 712
691 METALLIC STRUCTURES NES	4 352	5 093	2 746	098 EDIBLE PROD. PREPRTNS, NES	354	175	80
692 CONTAINERS, STORAGE, TRNSP	1 553	3 448	1 818	231 NATURAL RUBBER, ETC.	1 233 410	240 009	127 512
693 WIRE PRODUCTS EXCL. ELECT	11 526	6 703	3 743	232 SYNTHETIC RUBBER, ETC.	3 735	691	366
694 NAILS, SCREWS, NUTS, ETC.	251	603	316	245 FUEL WOOD, WOOD CHARCOAL	64 800	438	234
695 TOOLS	4 958	11 943	6 338	246 WOOD IN CHIPS, PARTICLES	1 557	135	74
696 CUTLERY	88	254	134	247 WOOD ROUGH, ROUGH SQUARED	23 604	1 566	824
697 HOUSEHOLD EQUIPMENT, NES	837	997	528	248 WOOD, SIMPLY WORKED	2 010 450	243 659	129 962
699 MANUFACTS. BASE METAL, NES	5 018	6 571	3 454	282 FERROUS WASTE AND SCRAP	1 141	298	157
700 CPL. IND. PLANT (84/85/87)	18 504	67 323	35 866	287 ORE, CONCENTR. BASE METALS	7 382	1 902	1 025
711 STEAM GENER. BOILERS, ETC.	11 227	10 062	5 334	288 NON-FERROUS WASTE, SCRAP	74 723	18 508	9 970
712 STEAM TURBINES	1 249	8 023	4 168	289 PREC. METAL ORES, CONCRTS	9	204	104
713 INTRNL COMBUS PSTN ENGIN	4 370	12 110	6 507	292 CRUDE VEG. MATERIALS, NES	11 847	665	352
714 ENGINES, MOTORS NON-ELECT	25	920	484	422 FIXED VEG. FAT, OILS, OTHER	1 679 072	156 563	83 419
716 ROTATING ELECTRIC PLANT	7 001	16 465	8 679	431 ANIMAL, VEG. FATS, OILS, NES	619 398	40 972	21 737
718 OTH. POWR. GENRTNG. MACHNRY	248	1 601	844	512 ALCOHOL, PHENOL, ETC. DERIV	15 995	3 192	1 691
721 AGRIC. MACHINES, EX. TRACTR	495	1 056	547	513 CARBOXYLIC ACIDS, DERIVTS	8 595	1 536	811
723 CIVIL ENGINEERING EQUIPT	8 924	11 769	6 364	541 MEDICINES, ETC. EXC. GRP542	374	2 357	1 266
724 TEXTILE, LEATHER MACHINES	49 744	149 940	80 066	553 PERFUMERY, COSMETICS, ETC.	125	104	55
725 PAPER, PULP MILL MACHINES	3 799	10 285	5 533	582 PLASTIC PLATE, SHEETS, ETC	438	198	106
726 PRINTNG, BOOKBINDNG MACHS	5 838	24 443	12 970	598 MISC. CHEMICAL PRODS. NES	1 501	18 244	9 709

7 IMPORTS AND EXPORTS (SPECIAL TRADE) BY COUNTRIES OF PRODUCTION AND CONSUMPTION AND BY GROUPS OF THE SITC-REV. III 1989

GROUP DESCRIPTION	DT = 100 KG	1 000 DM	1 000 \$	GROUP DESCRIPTION	DT = 100 KG	1 000 DM	1 000 \$
613 FURSKINS, TANNED, DRESSED	2	69	35	274 SULPHUR, UNRSTD. IRON PYRS	6 249	339	182
621 MATERIALS OF RUBBER	4 960	2 808	1 498	278 OTHER CRUDE MINERALS	450 737	8 148	4 323
625 RUBBER TYRES, TUBES, ETC.	3 541	1 993	1 051	292 CRUDE VEG. MATERIALS, NES	7 213	397	217
629 ARTICLES OF RUBBER, NES	3 918	3 369	1 781	334 PETROLEUM PRODUCTS	8 061	1 366	734
634 VENEERS, PLYWOOD, ETC.	59 508	8 963	4 775	335 RESIDUAL PETROL. PRODUCTS	43 683	1 731	895
635 WOOD MANUFACTURES, NES	87 884	17 483	9 341	421 FIXED VEG. FAT, OILS, SOFT	657	78	44
642 PAPER, PAPERBOARD, CUT ETC	1 497	1 040	548	431 ANIMAL, VEG. FATS, OILS, NES	2 905	634	338
651 TEXTILE YARN	8 073	5 817	3 114	511 HYDROCARBONS, NES, DERIVTS	7 251	2 563	1 352
652 COTTON FABRICS, WOVEN	12 945	10 061	5 388	512 ALCOHOL, PHENOL, ETC. DERIV	12 940	3 654	1 948
653 FABRICS, MAN-MADE FIBRES	13 538	15 689	8 430	513 CARBOXYLIC ACIDS, DERIVTS	14 936	2 124	1 139
655 KNIT, CROCHET, FABRIC NES	126	169	91	514 NITROGEN-FUNCT. COMPOUNDS	11 581	8 780	4 672
656 TULLE, LACE, EMBROIDRY, ETC	20	153	82	515 ORGANO-INORGANIC COMPNDS	6 791	9 438	5 049
657 SPECIAL YARN, TXTL. FABRIC	234	862	454	516 OTHER ORGANIC CHEMICALS	6 681	2 433	1 294
658 TEXTILE ARTICLES NES	967	6 109	3 244	522 INORGANIC CHEM. ELEMENTS	39 135	7 217	3 822
661 LIME, CEMENT, CONSTR. MATRL	838	180	95	523 METAL, SALTS, INORGAN. ACID	48 708	5 639	2 959
663 MINERAL MANUFACTURES, NES	2 402	236	125	524 OTHER CHEMICAL COMPOUNDS	391	303	155
665 GLASSWARE	423	2 746	1 464	531 SYNTH. COLOURS, LAKES, ETC.	6 936	21 305	11 364
666 POTTERY	4 710	1 324	707	532 DYEING, TANNING MATERIALS	2 819	633	337
667 PEARLS, PRECIOUS STONES	*	-	533	533 PIGMENTS, PAINTS, ETC.	9 727	6 225	3 292
671 PIG IRON, SPIEGELEISN, ETC	32 458	676	352	541 MEDICINES, ETC. EXC. GRP542	2 068	7 811	4 131
684 ALUMINIUM	180	114	58	542 MEDICAMENTS	2 294	13 199	7 000
687 TIN	31 928	50 052	26 245	551 ESSENT. OIL, PERFUME, FLAVP	750	1 579	889
691 METALLIC STRUCTURES NES	21	83	42	552 PERFUMERY, COSMETICS, ETC.	2 604	3 501	1 855
694 NAILS, SCREWS, NUTS, ETC.	26 073	5 344	2 845	554 SOAP, CLEANERS, POLISH, ETC	14 458	5 022	2 665
695 TOOLS	132	361	194	562 FERTILIZER, EXCEPT GRP272	455 811	11 616	6 176
696 CUTLERY	26	74	39	571 POLYMERS OF ETHYLENE	15 767	3 833	2 046
697 HOUSEHOLD EQUIPMENT, NES	16	209	110	572 POLYMERS OF STYRENE	51 643	15 507	8 296
699 MANUFACTS. BASE METAL, NES	828	1 075	573	573 POLYMERS, VINYL CHLORIDE	5 429	1 656	900
712 STEAM TURBINES	4	122	66	574 POLYACETAL, POLYCARBONATE	6 860	4 075	2 166
714 ENGINES, MOTORS NON-ELECT	142	16 385	8 745	575 OTH. PLASTIC, PRIMARY FORM	28 266	10 294	5 478
716 ROTATING ELECTRIC PLANT	208	2 728	1 494	581 PLASTIC TUBE, PIPE, HOSE	3 811	5 178	2 768
724 TEXTILE, LEATHER MACHINES	42	275	150	582 PLASTIC PLATE, SHEETS, ETC	6 946	6 906	3 659
728 OTH. MACH. PTS, SPCL. INDUST	11	137	71	583 MONOFILAMENT OF PLASTICS	75	86	46
737 METALWORKING MACHNRY NES	9	137	95	591 INSECTICIDES, ETC.	5 382	7 094	3 781
741 HEATING, COOLING EQUIP. PART	352	499	263	592 STARCHES, INULIN, ETC.	3 527	1 422	755
743 PUMPS NES, CENTRIFUGS ETC	118	145	76	593 EXPLOSIVES, PYROTECHNICS	43	344	184
746 BALL, OP. ROLLER BEARINGS	12	210	113	597 PREPRD ADDITIVES, LIQUIDS	3 138	1 171	628
749 NON-ELECT MACH. PARTS, ETC	9	153	77	598 MISC. CHEMICAL PRODTS, NES	45 118	15 175	8 073
751 OFFICE MACHINES	139	870	464	600 CPL IND PLANT CHAP 69-76	171	480	257
752 AUTOMAT. DATA PROC. EQUIP	370	3 318	1 758	611 LEATHER	551	856	470
759 PARTS, FOR OFFICE MACHINES	845	5 651	3 055	613 FURSKINS, TANNED, DRESSED	77	1 570	834
761 TELEVISION RECEIVERS ETC	14 062	33 102	17 680	621 MATERIALS OF RUBBER	855	1 268	677
762 RADIO-BROADCAST RECEIVER	69 794	231 595	123 806	625 RUBBER TYRES, TUBES, ETC.	129	199	105
763 SOUND RECORDER, PHONOGRPH	6 625	25 038	13 449	629 ARTICLES OF RUBBER, NES	1 508	2 725	1 448
764 TELECOMM. EQUIP. PARTS NES	6 194	19 325	10 286	634 VENEERS, PLYWOOD, ETC.	152	94	51
771 ELECT. POWER MACHNRY, PARTS	1 766	15 060	7 983	635 WOOD MANUFACTURES, NES	84	175	90
772 ELEC. SWITCH, RELAY, CIRCUIT	2 934	31 565	16 798	641 PAPER AND PAPERBOARD	71 208	12 537	6 655
773 ELECTP. DISTRIBUT. EQUIP NES	222	2 052	1 088	642 PAPER, PAPERBOARD, CUT ETC	5 842	3 251	1 718
774 ELECTRO-MEDCL. XRAY EQUIP	5	78	43	651 TEXTILE YARN	1 507	3 018	1 623
775 DOM. ELEC. NON-ELEC. EQUIPT	17	307	161	652 COTTON FABRICS, WOVEN	213	954	522
776 TRANSISTORS, VALVES, ETC.	2 668	221 308	118 278	653 FABRICS, MAN-MADE FIBRES	789	1 980	1 062
778 ELECTRIC MACH. APPAPT. NES	1 386	27 378	14 513	654 OTH. TEXTILE FABRIC, WOVEN	55	330	174
785 CYCLES, MOTORCYCLES ETC.	675	720	381	655 KNIT, CROCHET, FABRIC NES	402	1 738	919
786 TRAILERS, SEMI-TRAIL, ETC	1 111	402	215	656 TULLE, LACE, EMBROIDRY, ETC	249	1 301	690
792 AIRCRAFT, ASSCOTD. EQUIPMT	148	399	211	657 SPECIAL YARN, TXTL. FABRIC	1 288	3 670	1 959
821 FURNITURE, CUSHIONS, ETC.	5 335	3 820	2 044	658 TEXTILE ARTICLES NES	42	385	210
841 MENS, BOYS CLOTHING, X-KNIT	8 748	26 903	14 345	662 CLAY, REFRCT. CONSTR. MATRL	42 419	6 143	3 279
842 WOMEN, GIRL CLOTHING, X-KNIT	5 933	26 921	14 353	663 MINERAL MANUFACTURES, NES	3 902	8 549	4 574
843 MENS, BOYS CLOTHING, KNIT	976	3 179	1 702	664 GLASS	6 626	4 233	2 249
844 WOMEN, GIRLS CLOTHING, KNIT	6 457	19 441	10 384	665 GLASSWARE	4 105	3 970	2 102
845 OTHR. TEXTILE APPAREL, NES	11 158	36 210	19 211	666 POTTERY	362	1 938	1 031
846 CLOTHING ACCESSRS, FABRIC	5 036	23 599	12 534	667 PEARLS, PRECIOUS STONES	-	352	182
848 CLOTHING, NONTXTL; HEADGEAR	41 949	56 606	30 083	671 PIG IRON, SPIEGELEISN, ETC	810	270	144
851 FOOTWEAR	1 376	1 709	903	673 FLAT-ROLLED IRON ETC.	3 276	756	408
871 OPTICAL INSTRUMENTS, NES	101	101	51	674 FLAT-ROLLED PLATED IRON	5 927	2 310	1 242
872 MEDICAL INSTRUMENTS NES	12 852	60 014	32 095	675 FLAT-ROLLED, ALLOY STEEL	7 646	5 299	2 857
873 METERS, COUNTERS, NES	822	3 334	1 790	676 IRON, STL, BAR, SHAPES ETC.	56 985	164	88
874 MEASURE, CONTROL INSTRMNT	730	6 499	3 447	678 WIRE OF IRON OR STEEL	360	70 425	39 184
881 PHOTOGRAPH APPAR. ETC. NES	57	1 152	618	679 TUBES, PIPES, ETC. IRON, STL	556 338	507	274
884 OPTICAL GOODS NES	74	458	241	681 SILVER, PLATINUM, ETC.	24	6 953	3 709
885 WATCHES AND CLOCKS	149	2 603	1 396	682 COPPER	11 141	75	40
892 PRINTED MATTER	400	582	289	683 NICKEL	4	5 944	3 161
893 ARTICLES, NES, OF PLASTICS	10 685	6 525	3 454	684 ALUMINIUM	5 963	64	33
894 BABY CARRIAGE, TOYS, GAMES	10 825	21 045	11 234	687 TIN	20	1 532	832
895 OFFICE, STATIONERY SUPPLS	872	2 787	1 475	691 METALLIC STRUCTURES NES	1 350	393	206
897 GOLD, SILVERWARE, JEWEL NES	3	12 116	6 413	692 CONTAINERS, STORAGE, TRNSP	427	2 842	1 491
899 MISC MANUFCTDR GOODS NES	2 250	6 243	3 324	693 WIRE PRODUCTS EXCL. ELECT	2 827	1 685	887
EXPORTS	2 406 700	1 268 699	677 852	694 NAILS, SCREWS, NUTS, ETC.	956	6 513	3 469
001 LIVE ANIMALS	50	379	204	695 TOOLS	1 962	605	333
022 MILK AND CREAM	8 826	3 140	1 635	696 CUTLERY	39	1 585	845
048 CEREAL PREPARATIONS	17 372	1 026	543	697 HOUSEHOLD EQUIPMENT, NES	520	8 537	4 538
054 VEGETABLES	156	91	48	699 MANUFACTS. BASE METAL, NES	5 434	4 403	2 354
056 VEGETABLES, PRPDR. PRSVD, NES	177	142	76	711 STEAM GENER. BOILERS, ETC.	70	140	74
058 FRUIT, PRESERVED, PREPARED	100	67	36	712 STEAM TURBINES	1 131	4 383	2 354
061 SUGARS, MOLASSES, HONEY	2 113	254	137	713 INTRNL COMBUS PSTN ENGIN	2 360	14 533	7 751
071 COFFEE, COFFEE SUBSTITUTE	311	535	284	714 ENGINES, MOTORS NON-ELECT	800	113 224	50 279
073 CHOCOLATE, OTH. CCOCA PREP	130	79	42	716 ROTATING ELECTRIC PLANT	823	4 332	2 329
075 SPICES	87	85	46	718 OTH. POWR. GENRTNG. MACHNRY	169	804	428
081 ANIMAL FEED STUFF	9 084	2 313	1 223	721 AGRIC. MACHINES, EX. TRACTR	165	283	151
098 EDIBLE PRDD. PREPRPTS, NES	2 402	2 190	1 158	722 TRACTORS	256	444	242
111 NON-ALCOHOL. BEVERAGE, NES	100	84	45	723 CIVIL ENGINEERING EQUIPT	6 254	6 469	3 451
112 ALCOHOLIC BEVERAGES	993	321	174	724 TEXTILE, LEATHER MACHINES	6 212	28 701	15 331
231 NATURAL RUBBER, ETC.	1 025	225	121	725 PAPER, PULP MILL MACHINES	1 435	2 896	1 553
232 SYNTHETIC RUBBER, ETC.	5 698	1 843	978	726 PRINTNG, BOOKBINDNG MACHS	4 934	20 205	10 777
266 SYNTHETIC FIBRES	1 085	258	139	727 FOOD-PROCESS. MCH. NON DOM	1 969	3 779	2 020
272 FERTILIZERS, CRUDE	1 462	89	48	728 OTH. MACH. PTS, SPCL. INDUST	9 389	38 178	20 354
273 STONE, SAND AND GRAVEL	23 420	662	350	731 METAL REMOVAL WORK TOOLS	715	2 201	1 156
				733 MACH-TOOLS, METAL-WORKING	1 514	7 679	4 112

7 IMPORTS AND EXPORTS (SPECIAL TRADE) BY COUNTRIES OF PRODUCTION AND CONSUMPTION AND BY GROUPS OF THE SITC-REV. III 1989

GROUP DESCRIPTION	DT = 100 KG	1 000 DM	1 000 \$	GROUP DESCRIPTION	DT = 100 KG	1 000 DM	1 000 \$
735 PARTS,NES,FOR MACH-TOOLS	104	1 333	707	774 ELECTRO-MEDCL,XRAY EQUIP	13	132	67
737 METALWORKING MACHNRY NES	631	6 437	3 436	778 ELECTRIC MACH, APPART, NES	305	453	240
741 HEATING, COOLING EQUIP, PART				781 PASS, MOTOR VEHCLS, EX, BUS	4 982	19 722	10 522
742 PUMPS FOR LIQUIDS, PARTS	950	4 889	2 609	782 GOODS, SPCL TRANSPORT VEH	256	335	189
743 PUMPS NES, CENTRIFUGS ETC	3 057	10 994	5 821	784 PARTS, TRACTORS, MOTOR VEH	212	572	511
744 MECHANICAL HANDLING EQUIP	3 251	6 323	3 385	786 TRAILERS, SEMI-TRAIL, ETC	186	77	40
745 OTH. NONELEC MCH, TOOL, NES	2 491	17 617	9 362	792 AIRCRAFT, ASSDCTD, EQUIPNT	1	717	383
746 BALL OR ROLLER BEARINGS	81	429	222	813 LIGHTING FIXTURES, ETC, NES	404	1 049	556
747 TAPS, COCKS, VALVES, ETC.	825	5 576	2 972	821 FURNITURE, CUSHIONS, ETC.	159	306	161
748 TRANSMISSIONS, SHAFTS ETC	1 829	4 641	2 468	822 MEDICAL INSTRUMENTS, NES	17	477	71
749 NON-ELECT MACH, PARTS, ETC	1 052	6 764	3 512	874 MEASURE, CONTROL INSTRMNT	56	260	99
751 OFFICE MACHINES	753	6 785	3 537	851 ARMS AND AMMUNITION	40	184	99
752 AUTOMATC. DATA PROC. EQUIP	379	6 108	3 246	852 PRINTED MATTER	44	92	47
759 PARTS, FOR OFFICE MACHINS	74	3 088	1 636	853 ARTICLES, NES, OF PLASTICS	17	129	70
761 TELEVISION RECEIVERS ETC	199	697	373	894 BABY CARRIAGE, TOYS, GAMES	72	131	68
762 RADIO-BROADCAST RECEIVER	218	3 957	2 112				
763 SOUND RECORDER, PHONOGRPH	35	2 112	1 110	SINGAPORE			
764 TELECOMM. EQUIP, PARTS NES	2 544	27 846	14 772	IMPORTS	1 113 583	2 493 643	1 328 834
771 ELECT POWER MACHNY, PARTS	1 544	3 651	1 949	001 LIVE ANIMALS	397	1 244	663
772 ELEC. SWITCH, RELAY, CIRCUIT	3 418	24 335	12 890	034 FISH, FRESH, CHILLED, FROZEN	1 358	10 361	5 528
773 ELECTR DISTRIB. EQPT NES	1 083	3 089	1 631	035 FISH, DRIED, SALTED, SMOKED	14	144	75
774 ELECTRO-MEDCL, XRAY EQUIP	892	3 885	2 098	036 CRUSTACEANS, MOLLUSCS ETC	1 729	2 434	1 283
775 DDM. ELEC, NON-ELEC, EQUIPT	11 174	179 205	95 348	037 FISH ETC. PREP, PRSD, NES	997	876	493
776 TRANSISTORS, VALVES, ETC.	15 257	39 707	21 088	048 CEREAL PREPARATIONS	501	201	106
778 ELECTRIC MACH. APPART, NES	9 497	29 592	15 771	054 VEGETABLES	658	120	63
781 PASS, MOTOR VEHCLS, EX, BUS	15 843	22 543	12 043	058 FRUIT, PRESERVED, PREPARED	359	122	83
782 GOODS, SPCL TRANSPORT VEH	31 859	64 534	34 534	062 SUGAR CONFECTIONERY	370	177	77
784 PARTS, TRACTORS, MOTOR VEH	16 479	14 482	7 765	072 COCOA	519	159	85
786 TRAILERS, SEMI-TRAIL, ETC	305	705	375	075 SPICES	4 949	2 802	1 516
791 RAILWAY VEHICLES, EQUIPNT	46	7 744	4 216	088 EDIBLE PROD, PREPRTNS, NES	6 679	2 874	1 521
792 AIRCRAFT, ASSDCTD, EQUIPNT	261	935	488	211 HIDES, SKINS (EX, FURS), RAW	8	210	110
813 LIGHTING FIXTURES, ETC, NES	564	518	274	223 OILSEED (OTH, FIX, VEG, OIL)	1 088	97	51
821 FURNITURE, CUSHIONS, ETC.	59	298	161	231 NATURAL RUBBER, ETC.	30 536	5 386	2 868
831 TRUNK, SUIT-CASES, BAG, ETC	18	80	41	246 WOOD IN CHIPS, PARTICLES	575	95	34
842 WOMEN, GIRL CLOTHING, KNIT	74	259	132	248 WOOD, SIMPLY WORKED	470 293	56 427	29 994
848 CLOTHING, NONTEXTL; HEADGEAR	25	423	605	268 WOOD, OTHER ANIMAL HAIR	115	150	104
851 FOOTWEAR	1 338	10 939	5 824	282 FERROUS WASTE AND SCRAP	8 342	4 704	2 518
871 OPTICAL INSTRUMENTS, NES	86	693	371	288 NON-FERROUS WASTE, SCRAP	7	700	353
872 MEDICAL INSTRUMENTS NES	1 727	41 479	22 400	289 PREC. METAL DRES, CONCTRTS	245	130	70
873 METERS, COUNTERS, NES	322	2 119	1 120	291 CRUDE ANIMAL MATERIALS, NES	6 812	5 553	3 187
874 MEASURE, CONTROL INSTRMNT	6 002	7 352	3 913	292 CRUDE VEG. MATERIALS, NES	198	145	76
881 PHOTOGRAPH APPAR, ETC, NES	64	3 631	1 938	294 FIXED VEG. FAT, OILS, SOFT	5 055	514	275
882 PHOTO. CINEMATOGRPH, SUPPL	31	376	200	412 FIXED VEG. FAT, OILS, OTHER	315	704	368
884 OPTICAL GOODS NES	1 098	2 576	1 368	513 ALCOHOL, PHENOL, ETC, DERIV	144	114	65
885 WATCHES AND CLOCKS	2 947	6 473	3 444	515 ORGANIC-INORGANIC COMPNDS	297	776	43 598
891 ARMS AND AMMUNITION	456	6 378	515	516 OTHER ORGANIC CHEMICALS	216	272	144
892 PRINTED MATTER	2 752	6 479	3 440	533 PIGMENTS, PAINTS, ETC.	178	91	53
893 ARTICLES, NES, OF PLASTICS	2	1 641	542	542 MEDICAMENTS	346	1 829	973
894 BABY CARRIAGE, TOYS, GAMES	121	886	470	553 PERFUMERY, COSMETICS, ETC.	58	780	414
895 OFFICE, STATIONERY SUPPLS	325	1 368	727	571 POLYMERS OF ETHYLENE	468	91	46
897 GOLD, SILVERWARE, JEWEL NES		143	75	574 POLYACETAL, POLYCARBONATE	2 285	1 150	599
898 MUSICAL INSTRUMENTS, ETC.				575 OTH. PLASTIC, PRIMARY FORM	131	202	108
899 MISC MANUFACTRD GOODS NES				581 PLASTIC TUBE, PIPE, HOSE	209	165	85
971 GOLD, NONMONTARY EXCL DRES				582 PLASTIC PLATE, SHEETS, ETC	388	303	162
BRUNEI							
IMPORTS	1 089	1 496	806	593 EXPLOSIVES, PYROTECHNICS	285	707	380
687 TIN	150	305	161	598 MISC. CHEMICAL PRODTS, NES	265	502	266
743 PUMPS NES, CENTRIFUGS ETC	465	283	154	621 MATERIALS OF RUBBER	35	159	87
761 TELEVISION RECEIVERS ETC	77	208	113	625 RUBBER TYRES, TUBES, ETC.	1 718	1 213	639
764 TELECOMM. EQUIP, PARTS NES		120	64	629 ARTICLES OF RUBBER, NES	1 714	2 168	1 151
874 MEASURE, CONTROL INSTRMNT	1	114	59	634 VENEERS, PLYWOOD, ETC.	43 456	8 192	4 340
EXPORTS	43 496	44 409	23 628	635 WOOD MANUFACTURES, NES	86 465	16 929	9 027
232 SYNTHETIC RUBBER, ETC.	819	75	642	641 PAPER AND PAPERBOARD	3 694	611	325
273 STONE, SAND AND GRAVEL	1 215	78	642	642 PAPER, PAPERBOARD, CUT ETC	450	418	221
514 NITROGEN-FUNCT. COMPOUNDS	161	111	40	651 TEXTILE YARN	730	360	190
523 METAL, SALTS, INORGAN. ACID	110	78	41	652 COTTON FABRICS, WOVEN	93	55	31
575 OTH. PLASTIC, PRIMARY FORM	574	231	41	653 FABRICS, MAN-MADE FIBRES	117	145	78
582 PLASTIC PLATE, SHEETS, ETC	79	76	61	658 TEXTILE ARTICLES NES	68	369	196
598 MISC. CHEMICAL PRODTS, NES	195	90	43	663 MINERAL MANUFACTURES, NES	177	91	47
629 ARTICLES OF RUBBER, NES	900	168	119	665 GLASSWARE	26	60	32
641 PAPER AND PAPERBOARD	1 791	275	41	666 POTTERY	347	180	93
657 SPECIAL YARN, TEXTL, FABRIC	103	209	48	667 PEARLS, PRECIOUS STONES			
662 CLAY, REFRCT, CONSTR, MATRL	16 329	1 645	88	671 PIG IRON, SPIEGELEISN, ETC	1 802	277	151
663 MINERAL MANUFACTURES, NES	579	87	679	679 TUBES, PIPES, ETC. IRON, STL	59	167	86
674 FLAT-ROLLED PLATED IRON	300	82	113	682 COPPER	37	71	37
679 TUBES, PIPES, ETC. IRON, STL	10 126	1 736	877	684 ALUMINIUM	174	187	105
684 ALUMINIUM	121	102	47	687 TIN	16 453	26 440	14 080
691 METALLIC STRUCTURES NES	244	141	43	691 METALLIC STRUCTURES NES	185	294	158
699 MANUFACTS. BASE METAL, NES	30	64	922	693 WIRE PRODUCTS EXCL. ELECT	268	157	83
711 STEAM GENER. BOILERS, ETC.	27	87	56	694 NAILS, SCREWS, NUTS, ETC.	27 592	15 762	8 389
716 ROTATING ELECTRIC PLANT	122	217	76	695 TOOLS	590	3 916	2 090
724 TEXTILE, LEATHER MACHINES	2	66	33	696 CUTLERY	3 637	20 866	11 063
728 OTH. MACH, PTS, SPCL INDUST	112	396	50	697 HOUSEHOLD EQUIPMENT, NES	379	1 279	673
741 HEATING, COOLING EQUIP, PART			111	699 MANUFACTS. BASE METAL, NES	13 366	22 965	12 173
742 PUMPS FOR LIQUIDS, PARTS	33	437	34	713 INTRNL COMBUS PSTN ENGIN	1 297	3 555	1 900
743 PUMPS NES, CENTRIFUGS ETC	10	170	205	714 ENGINES, MOTORS NON-ELECT	126	12 540	6 516
744 MECHANICAL HANDLING EQUIP	227	351	716	723 CIVIL ENGINEERING EQUIPT	4 403	9 502	5 049
745 OTH. NONELEC MCH, TOOL, NES	455	1 067	87	724 TEXTILE, LEATHER MACHINES	1 364	2 491	1 324
747 TAPS, COCKS, VALVES, ETC.	216	591	192	726 PRINTNG, BOOKBINDNG MACHS	8 128	27 538	14 599
748 TRANSMISSIONS, SHAFTS ETC	15	189	567	728 OTH. MACH, PTS, SPCL INDUST	73	153	78
764 TELECOMM. EQUIP, PARTS NES	294	7 610	315	731 METAL REMOVAL WORK TOOLS	206	1 389	726
771 ELECT POWER MACHNY, PARTS	82	447	98	733 MACH-TOOLS, METAL-WORKING	2 960	5 883	3 102
772 ELEC. SWITCH, RELAY, CIRCUIT	14	164	425	735 PARTS, NES, FOR MACH-TOOLS	100	431	233
773 ELECTR DISTRIB. EQPT NES	48	93	241	737 METALWORKING MACHNRY NES	847	2 171	1 157
			85	741 HEATING, COOLING EQUIP, PART	910	1 329	691
			48	742 PUMPS FOR LIQUIDS, PARTS	237	863	460

7 IMPORTS AND EXPORTS (SPECIAL TRADE) BY COUNTRIES OF PRODUCTION AND CONSUMPTION AND BY GROUPS OF THE SITC-REV. III 1985

GROUP DESCRIPTION	DT = 100 KG	1 000 DM	1 000 \$	GROUP DESCRIPTION	DT = 100 KG	1 000 DM	1 000 \$
743 PUMPS NES,CENTRIFUGS ETC	37 412	26 053	13 878	512 ALCOHOL,PHENOL,ETC.DERIV	27 351	11 136	5 795
744 MECHANICAL HANDLING EQUIP	392	640	349	513 CARBOXYLIC ACIDS,DERIVTS	64 985	9 452	5 025
745 OTH.NONELEC MCH,TOOL,NES	117	573	296	514 NITROGEN-FUNCT.COMPOUNDS	17 438	9 002	4 837
746 BALL OR ROLLER BEARINGS	76	985	524	515 ORGANO-INORGANIC COMPNDS	11 815	9 247	4 852
747 TAPS,COCKS,VALVES,ETC.	13	95	51	516 OTHER ORGANIC CHEMICALS	9 900	3 196	1 697
748 TRANSMISSIONS SHAFTS ETC	1 945	8 174	4 345	522 INORGANIC CHEM.ELEMENTS	28 656	6 176	3 264
749 NON-ELECT MACH.PARTS,ETC	147	822	433	523 METAL.SALTS,INORGAN.ACID	184 528	17 182	9 193
751 OFFICE MACHINES	15 327	120 533	64 489	524 OTHER CHEMICAL COMPOUNDS	7 185	4 996	2 639
752 AUTOMATC.DATA PROC.EQUIP	13 752	402 624	215 828	525 RADIO-ACTIVE MATERIALS	33	94	46
759 PARTS,FOR OFFICE MACHINS	14 519	237 985	126 821	531 SYNTH.COLOURS,LAKES,ETC.	5 843	14 506	7 722
761 TELEVISION RECEIVERS ETC	58 284	189 319	101 680	532 DYEING,TANNING MATERIALS	292	74	38
762 RADIO-BROADCAST RECEIVER	23 764	86 944	46 577	533 PIGMENTS, PAINTS, ETC.	18 168	14 302	7 601
763 SOUND RECORDER,PHOTOGRAPH	10 940	64 614	34 606	541 MEDICINES,ETC.EXC.GRP542	1 492	7 897	4 175
764 TELECOMM.EQUIP.PARTS NES	12 320	60 796	32 397	542 MEDICAMENTS	1 609	9 379	4 989
771 ELECT POWER MACHNY.PARTS	5 334	20 350	10 835	551 ESSENTL.OIL,PERFUME,FLAVR	1 081	2 254	1 199
772 ELEC.SWITCH.RELAY.CIRCUT	9 032	128 170	68 127	553 PERFUMERY,COSMETICS,ETC.	3 865	6 986	3 718
773 ELECTR.DISTRIB. EQPT NES	1 280	13 288	7 044	554 SOAP,CLEANERS,POLISH,ETC	16 503	6 733	3 552
774 ELECTRO-MEDCL.XRAY EQUIP	91	644	341	562 FERTILIZER,EXCEPT GRP272	247 078	8 522	4 590
775 DDM,ELEC,NON-ELEC.EQUIPT	15 533	25 929	13 818	571 POLYMERS OF ETHYLENE	8 844	1 887	997
776 TRANSISTORS, VALVES,ETC.	7 770	328 623	173 898	572 POLYMERS OF STYRENE	87 313	28 461	15 137
778 ELECTRIC MACH.APPLT.NES	7 952	67 126	35 737	573 POLYMERS,VINYL CHLORIDE	9 049	3 223	1 727
781 PASS.MOTOR VEHCLS.EX.BUS	23	150	80	574 POLYACETAL,POLYCARBONATE	46 474	19 906	10 587
784 PARTS,TRACTORS,MOTOR VEH	156	107	61	575 OTH.PLASTIC.PRIMARY FORM	64 178	25 912	13 762
785 CYCLES,MOTORCYCLES ETC.	3 984	6 374	3 383	579 PLASTIC WASTE, SCRAP ETC	7 223	319	174
792 AIRCRAFT,ASSTCTD.EQUIPNT	44	942	513	581 PLASTIC TUBE,PIPE,HOSE	2 060	1 966	1 048
793 SHIP,BOAT,FLOAT,STRUCTPS	621	1 508	814	582 PLASTIC PLATE,SHEETS,ETC	17 028	13 452	7 175
813 LIGHTING FIXTURES ETC.NES	140	410	215	583 MONOFILAMENT OF PLASTICS	1 274	1 238	654
821 FURNITURE,CUSHIONS,ETC.	3 428	3 530	1 862	591 INSECTICIDES, ETC.	3 286	2 261	1 204
831 TRUNK,SUIT-CASES,BAG,ETC	17	65	34	592 STARCHES,INULIN,ETC.	10 066	3 772	1 996
841 MENS,BOYS CLOTHING,X-KNIT	7 295	22 417	11 919	593 EXPLOSIVES,PYROTECHNICS	538	2 220	1 166
842 WOMEN,GIRL CLOTHING,XKNIT	3 581	14 531	7 699	597 PREPRED ADDITIVES,LIQUIDS	63 424	16 514	8 870
843 MENS,BOYS CLOTHING,KNIT	4 453	14 587	7 629	598 MISC.CHEMICAL PRODTS.NES	54 432	49 862	26 522
844 WOMEN,GIRLS CLOTHING,KNIT	2 271	8 258	4 371	600 CPL IND PLANT CHAP 69-76	4 470	3 152	1 668
845 OTHR.TEXTILE APPAREL,NES	15 825	55 850	29 723	1 LEATHER	1 027	4 031	2 151
846 CLOTHING ACCESSRS,FABRIC	67	375	196	612 MANUFACT.LEATHER ETC.NES	7 267	279	147
848 CLOTHING,NONTEXTL;HEADGEAR	97	158	88	621 MATERIALS OF RUBBER	7 267	5 760	3 084
851 FOOTWEAR	415	1 965	1 055	625 RUBBER TYRES,TUBES,ETC.	10 434	9 409	5 041
871 OPTICAL INSTRUMENTS,NES	87	2 645	1 404	629 ARTICLES OF RUBBER, NES	2 842	9 653	5 122
872 MEDICAL INSTRUMENTS NES	87	300	162	634 VENEERS, PLYWOOD, ETC.	3 906	1 730	919
873 METERS,COUNTERS,NES	234	2 055	1 094	635 WOOD MANUFACTURES, NES	1 778	804	434
874 MEASURE,CONTROL INSTRMNT	1 429	13 132	6 988	641 PAPER AND PAPERBOARD	82 714	17 790	9 432
881 PHOTOGRAPH APPAR.ETC.NES	86	517	482	642 PAPER,PAPERBOARD,CUT ETC	14 045	6 563	3 474
882 PHOTO.CINEMATOGRAPH.SUPPL	773	5 184	2 795	651 TEXTILE YARN	550	2 866	1 528
884 OPTICAL GOODS NES	187	3 563	1 902	652 COTTON FABRICS, WOVEN	1 305	4 544	2 409
885 WATCHES AND CLOCKS	1 225	4 984	2 664	653 FABRICS,MAN-MADE FIBRES	2 209	7 307	3 867
892 PRINTED MATTER	7 371	7 545	3 980	654 OTH.TEXTILE FABRIC,WOVEN	136	969	508
893 ARTICLES,NES,OF PLASTICS	16 554	17 319	9 216	655 KNIT,CROCHET FABRIC NES	265	869	461
894 BABY CARRIAGE,TOYS,GAMES	13 532	36 464	19 355	656 TULLE,LACE,EMBROIDRY,ETC	191	616	328
895 OFFICE STATIONERY SUPPLS	435	1 457	773	657 TEXTILE YARN,TEXTL FABRIC	3 059	6 861	3 666
896 WORKS OF ART,ANTIQUE ETC	49	773	414	658 TEXTILE ARTICLES NES	1 189	5 297	2 804
897 GOLD,SILVERWARE,JEWEL NES	5	1 718	928	659 FLOOF COVERINGS, ETC.	1 285	1 406	760
898 MUSICAL INSTRUMENTS,ETC.	864	4 325	2 251	661 LIME,CEMENT,CONSTR.MATRL	8 806	475	248
899 MISC.MANUFACTRD GOODS NES	1 913	6 142	3 266	662 CLAY,REFRCT.CONSTR.MATRL	99 832	11 866	6 282
901 COIN,NONMOLD,NONCURRENT	2	346	185	663 MINERAL MANUFACTURES,NES	10 725	12 620	6 699
971 GOLD,NONMHTYPT EXCL ORES	25	5 845	3 125	664 GLASS	13 478	5 610	2 967
972		108	58	665 GLASSWARE	2 852	4 237	2 269
				666 POTTERY	537	1 600	845
EXPORTS	3 597 647	3 065 588	1 631 512	667 PEARLS,SPECIOUS STONES			
001 LIVE ANIMALS	2	93	49	671 PIG IRON,SIEGELSTEIN,ETC	1 862	118	63
011 BOVINE MEAT	59	65	34	672 INGOTS ETC.IRON OR STEEL	1 083	93	50
012 OTHER MEAT, MEAT OFFAL	68	55	30	673 FLAT-ROLLED IRON ETC	24 168	4 195	2 250
017 MEAT,OFFL,PRPD,PRSD,NES	1 448	795	427	674 FLAT-ROLLED PLATED IRON	35 154	6 471	3 484
022 MILK AND CREAM	30 172	6 494	3 447	675 FLAT-ROLLED ALLOY STEEL	13 622	6 549	3 492
024 CHEESE AND CUPD	57	54	30	676 IRON,STL,BAR,SHAPES ETC.	348 584	29 419	15 977
025 EGGS,BIRDS,YOLKS,ALBUMIN	145	94	49	677 RAILWAY TRACK IRON,STEEL	756	275	147
034 FISH,FRESH,CHILLED,FROZEN		78	41	678 WIPE OF IRON OR STEEL	3 886	1 000	539
037 FISH ETC.PRPD,PRSD,NES	46	226	121	679 TUBES,PIPES,ETC.IRON,STL	144 806	28 171	14 983
048 CEREAL PREPARATIONS	2 317	684	358	681 SILVER,PLATINUM,ETC.	784	25 096	13 332
054 VEGETABLES	67	71	37	682 COPPER	19 929	22 210	11 833
056 VEGETABLES,PRPD,PRSD,NES	567	403	208	683 NICKEL	772	2 676	1 412
057 FRUIT,NUTS EXCL.OIL NUTS	187	128	71	684 ALUMINIUM	23 380	17 390	9 188
058 FRUIT,PRESERVED,PREPARED	444	253	138	685 LEAD	605	178	95
061 SUGARS,MOLASSES,HONEY	22 313	1 602	885	686 ZINC	2 029	843	448
062 SUGAR CONFECTIONERY	677	384	207	687 TIN	197	514	269
071 COFFEE,COFFEE SUBSTITUTE	342	473	249	689 MISC.NON-FERR.BASE METAL	97	422	222
072 COCOA	605	147	75	691 METALLIC STRUCTURES NES	17 537	37 478	19 785
073 CHOCOLATE,OTH.COCOA PREP	1 966	1 712	908	692 CONTAINERS,STORAGE,TRNSP	715	1 067	569
075 SPICES	310	329	167	693 WIRE PRODUCTS EXCL.ELECT	3 829	2 256	1 205
081 ANIMAL FEED STUFF	4 383	1 157	613	694 NAILS,SCREWS,NUTS,ETC.	3 353	6 890	3 643
098 EDIBLE PRPD.PREPRTNS,NES	1 821	1 226	651	695 TOOLS	7 513	39 741	21 162
111 NON-ALCOHOL.BEVERAGE,NES	18 367	2 160	1 110	696 CUTLERY	316	1 951	1 030
112 ALCOHOLIC BEVERAGES	13 403	2 721	1 441	697 HOUSEHOLD EQUIPMENT,NES	3 828	6 918	3 672
122 TOBACCO, MANUFACTURED	125	399	215	699 MANUFACTS.BASE METAL,NES	32 726	50 703	26 945
231 NATURAL RUBBER, ETC.	4 367	873	461	700 CPL IND PLANT (84/85/87)	4 423	25 302	14 394
232 SYNTHETIC RUBBER, ETC.	5 572	1 572	838	711 STEAM GENER. BOILERS,ETC.	1 181	1 584	840
247 WOOD ROUGH,ROUGH SQUARED	2 745	278	144	712 STEAM TURBINES	527	1 783	960
248 WOOD, SIMPLY WORKED	369	80	45	713 INTRNL COMBUS PSTN ENGIN	23 561	126 414	67 310
272 FERTILIZERS, CRUDE	950	78	41	714 ENGINES,MOTORS NON-ELECT	662	23 223	13 010
273 STONE, SAND AND GRAVEL	8 242	334	177	716 ROTATING ELECTRIC PLANT	8 151	30 545	16 188
278 OTHER CRUDE MINERALS	692 546	13 078	7 021	718 OTH.POWR.GENRTNG.MACHNRY	1 162	6 914	3 649
291 CRUDE ANIMAL MATERLS,NES	274	1 197	632	721 AGRIC.MACHINES,EX-TRACTR	111	570	306
292 CRUDE VEG.MATERIALS, NES	421	474	248	722 TRACTORS	3 511	4 059	2 174
321 COAL,NOT AGGLOMERATED	1 267	101	53	723 CIVIL ENGINEERING EQUIPT	14 621	18 175	9 783
334 PETROLEUM PRODUCTS	30 295	4 013	2 128	724 TEXTILE,LEATHER MACHINES	3 724	22 990	12 219
335 RESIDUAL PETROL,PRODUCTS	7 772	770	410	725 PAPER,PULP MILL MACHINES	1 607	5 580	2 989
421 FIXED VEG.FAT,OILS, SOFT	39 184	3 261	1 759	726 PRINTNG,BDCKBINDNG MACHS	9 235	40 324	21 529
431 ANIMAL,VEG.FATS,OILS,NES	5 007	717	383	727 FOOD-PROCESS.MCH.NON DOM	1 047	5 381	2 877
511 HYDROCARBONS,NES,DERIVTS	9 480	3 626	1 928	728 OTH.MACH,PTS,SPCL INDUST	25 406	84 254	44 828
				731 METAL REMOVAL WORK TOOLS	4 998	18 414	9 737

7 IMPORTS AND EXPORTS (SPECIAL TRADE) BY COUNTRIES OF PRODUCTION AND CONSUMPTION AND BY GROUPS OF THE SITC-REV. III 1989

GROUP DESCRIPTION	DT = 100 KG	1 000 DM	1 000 \$	GROUP DESCRIPTION	DT = 100 KG	1 000 DM	1 000 \$
733 MACH-TOOLS,METAL-WORKING	4 114	9 000	4 737	422 FIXED VEG.FAT,OILS,OTHER	1 064 342	104 385	56 047
735 PARTS,NES,FOR MACH-TOOLS	922	9 147	4 868	431 ANIMAL,VEG.FATS,OILS,NES	89 872	10 224	5 463
737 METALWORKING MACHNRY NES	1 249	6 035	3 230	512 ALCOHOL,PHENOL,ETC.DERIV	71 941	13 977	7 347
741 HEATING,COOLING EQUIP,PART				513 CARBOXYLIC ACIDS,DERIVTS	1 777	441	237
742 PUMPS FOR LIQUIDS,PARTS	5 049	25 391	13 527	522 INORGANIC CHEM.ELEMENTS	176	591	312
743 PUMPS NES,CENTRIFUGS ETC	11 826	54 252	28 873	582 PLASTIC PLATE,SHEETS,ETC	863	321	169
744 MECHANICAL HANDLING EQUIP	11 156	20 214	10 748	598 MISC.CHEMICAL PRODTS,NES	5 446	699	400
745 OTH,NONELEC MCH,TOOL,NES	9 150	40 191	21 370	611 LEATHER	58	606	321
746 BALL OR ROLLER BEARINGS	30 128	65 395	34 859	634 VENEERS, PLYWOOD, ETC.	19 016	2 571	1 367
747 TAPS,COCKS,VALVES,ETC.	5 037	19 366	10 334	635 WOOD MANUFACTURES, NES	8 144	9 026	4 806
748 TRANSMISSIONS SHAFTS ETC	15 498	45 431	24 216	642 PAPER,PAPERBOARD,CUT ETC	305	529	279
749 NON-ELECT MACH.PARTS,ETC	5 446	15 556	8 271	652 COTTON FABRICS, WOVEN	910	597	315
751 OFFICE MACHINES	2 517	16 181	8 594	653 FABRICS,MAN-MADE FIBRES	571	690	371
752 AUTOMATC.DATA PROC.EQUIP	803	19 828	10 512	656 TULLE,LACE,EMBROIDRY.ETC	19	186	99
759 PARTS,FOR OFFICE MACHINS	3 950	37 022	19 606	657 SPECIAL YARN,TXTL.FABRIC	2 035	542	283
761 TELEVISION RECEIVERS ETC	3 726	11 173	5 978	658 TEXTILE ARTICLES NES	4 470	21 949	11 602
762 RADIO-BROADCAST RECEIVER	349	6 938	3 684	659 FLOOR COVERINGS, ETC.	78	352	187
763 SOUND RECORDER,PHONOGRPH	74	1 694	899	663 MINERAL MANUFACTURES,NES	47	65	34
764 TELECOMM.EQUIP.PARTS NES	4 326	34 451	18 309	665 GLASSWARE	62	144	74
771 ELECT POWER MACHNY,PARTS	14 961	38 865	20 741	666 POTTERY	5 627	3 903	2 077
772 ELEC.SWITCH.RELAY.CIRCUIT	18 197	139 053	73 870	667 PEARLS,PRECIOUS STONES			
773 ELECTR.DISTRIB.EQPT NES	8 412	18 702	9 947	671 PIG IRON,SPIEGELISN,ETC	50 263	10 766	5 689
774 ELECTRO-MEDCL,XRAY EQUIP	181	3 586	1 911	696 CUTLERY	131	209	109
775 DDM.ELEC,NON-ELEC.EQUIPT	4 322	9 668	5 126	697 HOUSEHOLD EQUIPMENT,NES	35	266	141
776 TRANSISTORS,VALVES,ETC.	5 762	370 304	196 369	699 MANUFACTS.BASE METAL,NES	125	271	140
778 ELECTRIC.MACH.APAPT.NES	18 535	66 778	35 409	714 ENGINES,MOTORS NON-ELECT	305	39 145	20 683
781 PASS.MOTOP VEHCLS.EX.BUS	44 157	124 823	66 551	716 ROTATING ELECTRIC PLANT	679	278	146
782 GOODS,SPCL TRANSPORT VEH	19 337	24 135	12 638	724 TEXTILE,LEATHER MACHINES	12	413	226
783 ROAD MOTOR VEHICLES NES	55	76	43	728 OTH.MACH,PTS,SPCL INDUST	2	73	40
784 PARTS,TRACTORS,MOTOR VEH	51 958	119 420	63 889	743 PUMPS NES,CENTRIFUGS ETC	88	202	113
785 CYCLES,MOTORCYCLES ETC.	85	268	144	747 TAPS,COCKS,VALVES,ETC.	48	417	227
786 TRAILERS,SEMI-TRAILR,ETC	22 790	10 801	5 727	751 OFFICE MACHINES	20	90	46
791 RAILWAY VEHICLES,EQUIPNT	114	315	166	752 AUTOMATC.DATA PROC.EQUIP	642	6 472	3 481
792 AIRCRAFT,ASSOCTD.EQUIPNT	26	5 452	2 899	759 PARTS,FOR OFFICE MACHINS	2	299	160
793 SHIP,BOAT,FLOAT.STRUCTRS	196 034	150 514	79 110	761 TELEVISION RECEIVERS ETC	151	1 227	659
812 PLUMBNG,SANITRY,EQPT.ETC	1 063	863	459	762 RADIO-BROADCAST RECEIVER	426	1 181	633
813 LIGHTNG FIXTURES ETC.NES	2 522	9 366	5 001	764 TELECOMM.EQUIP.PARTS NES	3 111	6 259	3 364
821 FURNITURE,CUSHIONS,ETC.	11 746	8 900	4 748	771 ELECT POWER MACHNY,PARTS	332	592	310
831 TRUNK,SUIT-CASES,BAG,ETC	523	11 988	6 427	772 ELEC.SWITCH.RELAY.CIRCUIT	94	1 008	525
841 MENS,BOYS CLOTHING,X-KNIT	21	704	368	773 ELECTR.DISTRIB.EQPT NES	299	958	512
842 WOMEN,GIRL CLOTHING,KNIT	42	3 556	1 887	774 ELECTRO-MEDCL,XRAY EQUIP	8	98	53
843 MENS,BOYS CLOTHING,KNIT	3	70	39	776 TRANSISTORS,VALVES,ETC.	3 397	155 913	82 867
844 WOMEN,GIRLS CLOTHING,KNIT	2	174	89	778 ELECTRIC.MACH.APAPT.NES	1 606	2 732	1 454
845 OTHR.TEXTILE APPAREL,NES	177	1 174	618	784 PARTS,TRACTORS,MOTOR VEH	13	163	85
846 CLOTHING ACCESSRS,FABRIC	97	848	449	792 AIRCRAFT,ASSOCTD.EQUIPNT		76	39
848 CLOTHING,NONTXTL;HEADGEAR	67	1 261	677	813 LIGHTING FIXTURES ETC.NES	5 605	9 984	5 265
851 FOOTWEAR	718	4 365	2 335	821 FURNITURE,CUSHIONS,ETC.	12 308	11 367	6 023
871 OPTICAL INSTRUMENTS,NES	81	2 976	1 579	831 TRUNK,SUIT-CASES,BAG,ETC	748	1 825	976
872 MEDICAL INSTRUMENTS NES	521	8 545	4 556	841 MENS,BOYS CLOTHING,X-KNIT	11 896	34 889	18 526
873 METERS,COUNTERS,NES	747	3 148	1 674	842 WOMEN,GIRL CLOTHING,KNIT	11 763	45 704	24 377
874 MEASURE,CONTROL INSTRMNT	2 645	61 135	32 580	843 MENS,BOYS CLOTHING,KNIT	8 814	20 996	11 287
881 PHOTOGRAPH APPAR.ETC.NES	1 959	21 949	11 745	844 WOMEN,GIRLS CLOTHING,KNIT	6 176	14 388	7 668
882 PHOTO.CINEMATOGRPH. SUPPL	3 934	5 476	2 879	845 OTHR.TEXTILE APPAREL,NES	27 733	86 397	45 882
884 OPTICAL GOODS NES	102	8 924	4 746	846 CLOTHING ACCESSRS,FABRIC	1 545	7 457	3 917
885 WATCHES AND CLOCKS	774	35 378	18 826	848 CLOTHING,NONTXTL;HEADGEAR	368	2 717	1 446
891 ARMS AND AMMUNITION	418	1 185	644	851 FOOTWEAR	3 053	6 922	3 675
892 PRINTED MATTER	2 624	5 373	2 855	871 OPTICAL INSTRUMENTS,NES	2	144	81
893 ARTICLES,NES,OF PLASTICS	14 416	16 501	8 793	874 MEASURE,CONTROL INSTRMNT	156	2 849	1 497
894 BABY CARRIAGE,TOYS,GAMES	1 239	2 858	1 524	884 OPTICAL GOODS NES	13	232	126
895 OFFICE,STATIONERY SUPPLS	2 476	9 985	5 312	885 WATCHES AND CLOCKS	84	2 207	1 187
896 WORKS OF ART,ANTIQUE ETC	10	472	250	891 ARMS AND AMMUNITION	8	71	38
897 GOLD,SILVERWARE,JEWL NES	36	12 781	6 836	892 PRINTED MATTER	45	81	39
898 MUSICAL INSTRUMENTS,ETC.	1 367	6 033	3 214	893 ARTICLES,NES,OF PLASTICS	2 105	762	394
899 MISC MANUFACTRD GOODS NES	2 346	7 772	4 123	894 BABY CARRIAGE,TOYS,GAMES	2 852	6 228	3 345
941 COMPL IND PLANT CHAPT 99	307	601	337	896 WORKS OF ART,ANTIQUE ETC	30	106	57
971 GOLD,NONMONTY EXCL DRES	8	19 630	10 470	897 GOLD,SILVERWARE,JEWL NES	511	3 681	1 948
972		78	42	898 MUSICAL INSTRUMENTS,ETC.	176	2 779	1 480
				899 MISC MANUFACTRD GOODS NES	16 361	22 821	12 110
PHILIPPINES				EXPORTS			
IMPORTS				990 264 842 235 448 398			
001 LIVE ANIMALS	20	367	199	001 LIVE ANIMALS	20	137	73
034 FISH,FRESH,CHILLED,FROZN	110	800	427	011 BOVINE MEAT	14 193	2 590	1 385
036 CRUSTACEANS,MOLLUSCS ETC	87	194	99	012 OTHER MEAT, MEAT OFFAL	1 596	171	90
037 FISH ETC.PRPD,PRSD,NES	119 735	54 058	28 685	022 MILK AND CREAM	29 820	12 550	6 635
054 VEGETABLES	28 020	810	421	025 EGGS,BIRDS,YOLKS,ALBUMIN	106	137	74
056 VEGETABLES,PRPD,PRSD,NES	199	98	52	054 VEGETABLES	830	239	128
057 FRUIT,NUTS EXCL.OIL NUTS	53 220	8 419	4 448	056 VEGETABLES,PRPD,PRSD,NES	199	72	40
058 FRUIT,PRESERVED,PREPARED	109 512	17 436	9 383	061 SUGARS,MOLASSES,HONEY	147 332	7 385	3 953
059 FRUIT,VEGETABLE JUICES	3 447	594	313	062 SUGAR CONFECTIONERY	366	180	94
061 SUGARS,MOLASSES,HONEY	325	99	53	072 COCOA	200	62	33
071 COFFEE,COFFEE SUBSTITUTE	29 914	12 647	6 706	073 CHOCOLATE,OTH.COCOA PREP	55	62	33
072 COCOA	2 992	1 092	584	081 ANIMAL FEED STUFF	3 376	1 514	788
081 ANIMAL FEED STUFF	2 337 148	64 578	34 582	098 EDIBLE PROD.PREPRTNS,NES	2 635	1 810	955
098 EDIBLE PROD.PREPRTNS,NES	640	159	81	112 ALCOHOLIC BEVERAGES	1 420	385	204
121 TOBACCO, UNMANUFACTURED	32 450	11 103	5 885	232 SYNTHETIC RUBBER, ETC.	9 221	3 536	1 864
122 TOBACCO, MANUFACTURED	19	75	40	248 WOOD, SIMPLY WORKED	1 482	272	145
223 OILSEED(OTH.FIX.VEG.OIL)	29 991	2 245	1 200	251 PULP AND WASTE PAPER	4 924	330	177
231 NATURAL RUBBER, ETC.	8 478	1 760	916	265 VEGETABLE TEXTILE FIBRES	520	97	52
248 WOOD, SIMPLY WORKED	18 499	2 064	1 090	266 SYNTHETIC FIBRES	362	128	65
251 PULP AND WASTE PAPER	16 488	6 908	3 604	272 FERTILIZERS, CRUDE	1 299	77	40
265 VEGETABLE TEXTILE FIBRES	4 058	933	499	273 STONE, SAND AND GRAVEL	50 901	1 163	610
278 OTHER CRUDE MINERALS	2 680	81	41	278 OTHER CRUDE MINERALS	122 309	1 731	923
287 DRE,CONCENTR.BASE METALS	197 696	4 604	2 437	285 ALUMINIUM ORE,CONCTR.ETC	1 167	95	51
288 NON-FERROUS WASTE,SCRAP	442	1 861	939	291 CRUDE ANIMAL MATERLS,NES	73	74	39
289 PREC.METAL DRES,CONCRTS		549	292	292 CRUDE VEG.MATERIALS, NES	551	2 043	1 106
291 CRUDE ANIMAL MATERLS,NES	2 560	331	176	334 PETROLEUM PRODUCTS	25 957	2 811	1 486
292 CRUDE VEG.MATERIALS, NES	4 258	3 840	2 047	335 RESIDUAL PETROL.PRODUCTS	763	156	84
				422 FIXED VEG.FAT,OILS,OTHER	170	76	40

7 IMPORTS AND EXPORTS (SPECIAL TRADE) BY COUNTRIES OF PRODUCTION AND CONSUMPTION AND BY GROUPS OF THE SITC-REV. III 1989

GROUP DESCRIPTION	DT = 100 KG	1 000 DM	1 000 \$	GROUP DESCRIPTION	DT = 100 KG	1 000 DM	1 000 \$
431 ANIMAL,VEG.FATS,OILS,NES	2 373	488	258	747 TAPS,COCKS,VALVES,ETC.	362	1 955	1 045
511 HYDROCARBONS,NES,DERIVTS	8 700	1 999	1 063	748 TRANSMISSIONS SHAFTS ETC	418	1 147	611
512 ALCOHOL,PHENOL,ETC.DERIV	16 560	2 921	1 549	749 NON-ELECT MACH.PARTS,ETC	284	2 259	1 208
513 CARBOXYLIC ACIDS,DERIVTS	19 285	5 312	2 814	751 OFFICE MACHINES	497	3 431	1 785
514 NITROGEN-FUNCT.COMPOUNDS	7 708	4 522	2 373	752 AUTOMATC.DATA PROC.EQUIP	278	4 583	2 437
515 ORGANO-INORGANIC COMPOUNDS	5 070	10 571	5 636	759 PARTS,FOR OFFICE MACHINS	288	681	363
516 OTHER ORGANIC CHEMICALS	3 667	4 473	2 385	761 TELEVISION RECEIVERS ETC	29	89	47
522 INORGANIC CHEM.ELEMENTS	38 433	7 791	4 108	762 RADIO-BROADCAST RECEIVER	9	172	86
523 METAL.SALTS,INORGAN.ACID	75 248	8 365	4 427	763 SOUND RECORDER,PHONOGRPH	3	142	78
524 OTHER CHEMICAL COMPOUNDS	120	364	191	764 TELECOMM.EQUIP.PARTS NES	3 100	34 951	18 612
531 SYNTH.COLOURS,LAKES,ETC.	5 617	12 084	6 427	771 ELECT POWER MACHNY.PARTS	6 257	5 333	2 810
532 DYEING,TANNING MATERIALS	5 757	1 215	6 440	772 ELEC. SWITCH,RELAY.CIRCUIT	818	6 780	3 632
533 PIGMENTS, PAINTS, ETC.	11 554	8 275	4 343	773 ELECTR DISTRIB.EQPT NES	911	2 607	1 396
541 MEDICINES,ETC.EXC.GRPS42	3 696	12 634	6 702	774 ELECTRO-MEDCL.XRAY EQUIP	142	3 970	2 059
542 MEDICAMENTS	1 568	17 625	9 352	775 DDM.ELEC, NON-ELEC. EQUIPT	911	1 136	598
551 ESSNTL. OIL, PERFUME, FLAVR	2 033	4 002	2 124	776 TRANSISTORS, VALVES, ETC.	2 733	123 645	66 092
553 PERFUMERY, COSMETICS, ETC.	88	354	185	778 ELECTRIC. MACH. APPART. NES	10 892	11 243	5 991
554 SOAP, CLEANERS, POLISH, ETC	9 061	2 752	1 454	781 PASS. MOTOR VEHCLS. EX. BUS	8 833	27 918	14 807
562 FERTILIZER, EXCEPT GRP272	4 128	410	216	782 GOODS, SPCL TRANSPORT VEH	868	898	482
571 POLYMERS OF ETHYLENE	8 325	1 647	873	783 ROAD MOTOR VEHICLES NES	1 272	1 366	717
572 POLYMERS OF STYRENE	1 710	521	281	784 PARTS, TRACTORS, MOTOR VEH	7 760	17 635	9 369
573 POLYMERS, VINYL CHLORIDE	7 764	1 830	978	786 TRAILERS, SEMI-TRAILR, ETC	2 169	2 221	1 212
574 POLYACETAL, POLYCARBONATE	4 905	2 128	1 125	791 RAILWAY VEHICLES, EQUIPNT	54	363	193
575 OTH. PLASTIC, PRIMARY FORM	27 983	10 392	5 522	792 AIRCRAFT, ASSOCTD. EQUIPNT	3	335	180
579 PLASTIC WASTE, SCRAP ETC	11 856	343	185	812 PLUMBING, SANITRY, EQPT. ETC	421	356	192
581 PLASTIC TUBE, PIPE, HOSE	257	811	432	813 LIGHTING FIXTURES ETC. NES	63	304	160
582 PLASTIC PLATE, SHEETS, ETC	2 328	2 797	1 479	821 FURNITURE, CUSHIONS, ETC.	1 115	3 830	2 020
583 MONOFILAMENT OF PLASTICS	225	279	147	831 TPUNK, SUIT-CASES, BAG, ETC	39	347	186
591 INSECTICIDES, ETC.	6 670	10 543	5 572	846 CLOTHING ACCESSRS, FABRIC	45	164	87
592 STARCHES, INULIN, ETC.	3 297	950	506	848 CLOTHING, NONTXLT; HEADGEAR	4	133	67
593 EXPLOSIVES, PYROTECHNICS	22	89	47	851 FOOTWEAR	83	129	69
597 PREPRD ADDITIVES, LIQUIDS	6 740	1 941	1 017	871 OPTICAL INSTRUMENTS, NES	17	739	396
598 MISC. CHEMICAL PRODTS. NES	30 502	11 726	6 220	872 MEDICAL INSTRUMENTS NES	261	2 808	1 470
611 LEATHER	669	630	344	873 METERS, COUNTERS, NES	77	262	138
612 MANUFACT. LEATHER ETC. NES	23	97	53	874 MEASURE, CONTROL INSTRMNT	570	12 386	6 650
621 MATERIALS OF RUBBER	447	1 460	772	881 PHOTOGRAPH APPAR. ETC. NES	135	554	297
625 RUBBER TYRES, TUBES, ETC.	957	699	366	882 PHOTO. CINEMATOGPH. SUPPL	7 731	9 997	5 292
629 ARTICLES OF RUBBER, NES	389	697	369	884 OPTICAL GOODS NES	1	170	91
634 VEILERS, PLYWOOD, ETC.	1 572	203	111	885 WATCHES AND CLOCKS	11	132	67
635 WOOD MANUFACTURES, NES	24 482	139	74	891 ARMS AND AMMUNITION	39	632	339
641 PAPER AND PAPERBOARD	1 918	5 191	2 756	892 UNIDENTIFIED MATTER	364	873	470
642 PAPER, PAPERBOARD, CUT ETC	612	914	485	893 ARTICLES, NES, OF PLASTICS	1 731	2 795	1 483
651 TEXTILE YARN	1 618	2 114	1 125	894 BABY CARRIAGE, TOYS, GAMES	116	297	160</

7 IMPORTS AND EXPORTS (SPECIAL TRADE) BY COUNTRIES OF PRODUCTION AND CONSUMPTION AND BY GROUPS OF THE SITC-REV. III 1989

GROUP DESCRIPTION	DT = 100 KG	1 000 DM	1 000 \$	GROUP DESCRIPTION	DT = 100 KG	1 000 DM	1 000 \$
017 MEAT, OFFL. PRPD, PRSVD, NES	336	140	72	664 GLASS	4 706	1 854	996
025 EGGS, BIRDS, YOLKS, ALBUMIN	317	258	138	665 GLASSWARE	18 483	8 806	4 706
034 FISH, FRESH, CHILLED, FROZEN	90 673	22 958	12 218	666 POTTERY	104 586	36 750	19 590
036 CRUSTACEANS, MOLLUSCS ETC	8 100	12 286	6 537	667 PEARLS, PRECIOUS STONES			
037 FISH ETC. PREPO, PRSVD, NES	655	3 091	1 658	671 PIG IRON, SPIEGELEISN, ETC	70 679	23 138	12 151
042 RICE	7 013	1 158	618	673 FLAT-ROLLED IRON ETC.	551	80	44
045 OTHER CEREALS, UNMILLED	22 764	2 637	1 391	676 IRON, STL. BAR, SHAPES ETC.	505	325	187
046 MEAL, FLOUR OF WHEAT, MSLN	700	77	38	678 WIRE OF IRON OR STEEL	31 757	3 575	1 907
047 OTHER CEREAL MEAL, FLOURS	851	99	52	679 TUBES, PIPES, ETC. IRON, STL	6 124	1 350	713
048 CEREAL PREPARATIONS	2 322	528	272	681 SILVER, PLATINUM, ETC.		1 498	807
054 VEGETABLES	210 128	40 092	21 276	682 COPPER	6 631	4 821	2 565
056 VEGETABLES, PRPD, PRSVD, NES	572 209	183 562	97 774	683 NICKEL	3 243	8 508	4 555
057 FRUIT, NUTS EXCL. OIL NUTS	17 981	7 385	3 892	684 ALUMINIUM	533	322	173
058 FRUIT, PRESERVED, PREPARED	159 265	22 114	11 763	686 ZINC	1 004	241	129
059 FRUIT, VEGETABLE JUICES	955	911	488	687 TIN	15 291	25 122	13 090
061 SUGARS, MOLASSES, HONEY	16 484	3 029	1 620	689 MISC. NON-FERR. BASE METAL	41 438	21 095	11 203
062 SUGAR CONFECTIONERY	531	228	119	691 METALLIC STRUCTURES NES	520	152	83
071 COFFEE, COFFEE SUBSTITUTE	3 734	2 030	1 061	692 CONTAINERS, STORAGE, TRNSP	1 740	332	180
072 COCOA	340	156	80	693 WIRE PRODUCTS EXCL. ELECT	42 934	8 900	4 714
074 TEA AND MATE	19 851	10 159	5 440	694 NAILS, SCREWS, NUTS, ETC.	262 755	41 377	21 976
075 SPICES	31 951	8 090	4 274	695 TOOLS	152 146	54 472	29 003
081 ANIMAL FEED STUFF	350 901	13 784	7 302	696 CUTLERY	24 071	31 865	16 992
098 EDIBLE PROD. PREPRTNS, NES	16 844	5 115	2 715	697 HOUSEHOLD EQUIPMENT, NES	67 599	36 647	19 405
112 ALCOHOLIC BEVERAGES	3 995	1 484	792	699 MANUFACTS. BASE METAL, NES	123 857	30 682	16 365
121 TOBACCO, UNMANUFACTURED	3 455	1 533	814	713 INTNL COMBUS PSTN ENGIN	243	259	136
111 HIDES, SKINS (EX. FURS), RAW	2 484	1 537	823	716 ROTATING ELECTRIC PLANT	22 916	34 253	18 161
212 FURSKINS, RAW	118	1 816	949	718 OTH. POWR. GENRTNG. MACHNRY	58	235	126
222 OILSEED (SFT. FIX VEG. OIL)	89 820	13 651	7 237	721 AGRIC. MACHINES, EX. TRACTR	1 335	576	306
223 OILSEED (OTH. FIX. VEG. OIL)	189 365	17 189	9 417	723 CIVIL ENGINEERING EQUIPT	1 201	556	300
232 SYNTHETIC RUBBER, ETC.	20 573	3 425	1 838	724 TEXTILE, LEATHER MACHINES	574	420	223
248 WOOD, SIMPLY WORKED	3 404	570	301	726 PRINTNG, BOOKBINDNG MACHS	409	313	159
251 PULP AND WASTE PAPER	3 801	617	325	728 OTH. MACH. PTS, SPCL INDUST	802	1 016	542
261 SILK	18 605	150 860	80 208	731 METAL REMOVAL WORK TOOLS	47 795	27 542	14 661
263 COTTON	7 265	2 088	1 072	733 MACH-TOOLS, METAL-WORKING	445	227	121
264 JUTE, OTH. TEXTL. BAST FIBR	5 996	526	278	735 PARTS, NES, FOR MACH-TOOLS	3 800	3 891	2 066
265 VEGETABLE TEXTILE FIBRES	570	437	242	737 METALWORKING MACHNRY NES	841	959	508
268 WOOL, OTHER ANIMAL HAIR	9 033	35 632	19 028	741 HEATING, COOLNG EQUIP, PART	621	1 439	766
273 STONE, SAND AND GRAVEL	4 632	133	68	742 PUMPS FOR LIQUIDS, PARTS	4 714	729	379
278 OTHER CRUDE MINERALS	2 542 883	61 168	32 708	743 PUMPS NES, CENTRIFUGS ETC	7 452	6 268	3 280
285 ALUMINIUM ORE, CONCTR, ETC	1 566 349	31 670	16 844	744 MECHANICAL HANDLING EQUIP	28 165	9 019	4 785
287 ORE, CONCENTR. BASE METALS	35 087	22 937	12 211	745 OTH. NON-ELEC MCH, TOOL, NES	1 653	2 812	1 483
288 NON-FERROUS WASTE, SCRAP	4 501	1 738	948	746 BALL OR ROLLER BEARINGS	16 986	14 600	7 808
291 CRUDE ANIMAL MATERLS, NES	192 505	149 921	79 873	747 TAPS, COCKS, VALVES, ETC.	1 329	1 063	572
292 CRUDE VEG. MATERIALS, NES	65 032	19 709	10 484	748 TRANSMISSIONS SHAFTS ETC	39 099	14 636	7 823
321 COAL, NOT AGGLOMERATED	1 080 296	12 077	6 415	749 NON-ELECT MACH. PARTS, ETC	269	356	184
325 COKE, SEMI-COKE, RET. CARBN	24 850	456	234	751 OFFICE MACHINES	6 114	34 018	18 130
335 RESIDUAL PETROL. PRODUCTS	49 306	5 278	2 862	752 AUTOMAT. DATA PROC. EQUIP	1 025	6 000	3 255
421 FIXED VEG. FAT, OILS, SOFT	1 864	375	201	759 PARTS, FOR OFFICE MACHINS	390	1 854	959
422 FIXED VEG. FAT, OILS, OTHER	2 052	598	324	761 TELEVISION RECEIVERS ETC	46 245	95 107	51 118
431 ANIMAL, VEG. FATS, OILS, NES	7 000	3 098	1 644	762 RADIO-BROADCAST RECEIVER	107 123	228 050	122 170
511 HYDROCARBONS, NES, DERIVTS	33 547	3 803	1 975	763 SOUND RECORDER, PHONOGRPH	13 295	44 874	24 157
512 ALCOHOL, PHENOL, ETC. DERIV	6 741	19 085	10 095	764 TELECOMM. EQUIP. PARTS NES	14 253	32 367	17 171
513 CARBOXYLIC ACIDS, DERIVTS	55 820	18 609	9 911	771 ELECT. POWER MACHNRY, PARTS	10 609	13 504	7 178
514 NITROGEN-FUNCT. COMPOUNDS	15 681	13 547	7 222	772 ELECT. SWITCH, RELAY, CIRCUIT	4 507	9 680	5 188
515 ORGANO-INORGANIC COMPNDS	46 265	62 496	33 209	773 ELECTR. DISTRIB. EQPT NES	2 527	2 452	1 305
516 OTHER ORGANIC CHEMICALS	10 187	6 540	3 473	774 ELECTRO-MEDCL. XRAY EQUIP	5	72	39
522 INORGANIC CHEM. ELEMENTS	172 054	71 472	37 893	775 DOM. ELEC. NON-ELEC. EQUIPT	24 052	43 514	23 169
523 METAL. SALTS, INORGAN. ACID	104 322	9 070	4 798	776 TRANSISTORS, VALVES, ETC.	356	4 526	2 473
524 OTHER CHEMICAL COMPOUNDS	24 962	14 217	7 612	778 ELECTRIC MACH. APPART. NES	9 726	15 313	8 167
525 RADIO-ACTIVE MATERIALS	473	5 980	3 150	781 PASS. MOTOR VEHCLS, EX. BUS	219	196	105
531 SYNTH. COLOURS, LAKES, ETC.	2 061	1 966	1 037	782 GOODS, SPCL TRANSPORT VEH	110	161	87
532 DYEING, TANNING MATERIALS	61	336	179	784 PARTS, TRACTORS, MOTOR VEH	4 347	1 114	594
533 PIGMENTS, PAINTS, ETC.	61 260	5 607	3 002	785 CYCLES, MOTORCYCLES ETC.	6 793	4 294	2 286
541 MEDICINES, ETC. EXC. GRP542				786 TRAILERS, SEMI-TRAILR, ETC	13 279	3 029	1 581
542 MEDICAMENTS	188	705	377	792 AIRCRAFT, ASSOCTD. EQUIPNT		95	52
551 ESSENT. OIL, PERFUME, FLAVR	10 915	17 619	9 387	811 PREFABRICATED BUILDINGS	1 117	610	310
553 PERFUMERY, COSMETICS, ETC.	1 791	3 258	1 732	813 LIGHTING FIXTURES ETC. NES	19 184	23 157	12 310
554 SOAP, CLEANERS, POLISH, ETC	407	150	80	821 FURNITURE, CUSHIONS, ETC.	50 060	35 839	19 028
571 POLYMERS OF ETHYLENE	596	180	99	831 TRUNK, SUIT-CASES, BAG, ETC	142 452	245 633	130 529
573 POLYMERS, VINYL CHLORIDE	2 795	3 037	1 612	841 MENS, BOYS CLOTHING, X-KNIT	124 563	368 526	196 205
575 OTH. PLASTIC, PRIMARY FORM				842 WOMEN, GIRL CLOTHING, X-KNIT	122 047	503 405	268 435
581 PLASTIC TUBE, PIPE, HOSE	125	161	82	843 MENS, BOYS CLOTHING, KNIT	25 113	48 138	25 703
582 PLASTIC PLATE, SHEETS, ETC	1 573	1 010	536	844 WOMEN, GIRLS CLOTHING, KNIT	18 662	43 901	23 387
591 INSECTICIDES, ETC.	1 085	783	419	845 OTHR. TEXTILE APPAREL, NES	79 877	251 739	134 062
592 STARCHES, INULIN, ETC.	4 784	994	520	846 CLOTHING ACCESSRS, FABRIC	21 733	58 189	31 016
593 EXPLOSIVES, PYROTECHNICS	97 282	40 061	21 533	848 CLOTHING, NONTEXTL; HEADGEAR	122 122	181 607	96 639
598 MISC. CHEMICAL PRODTS, NES	281 189	34 978	18 648	851 FOOTWEAR	97 859	102 009	54 171
611 LEATHER	361	530	285	871 OPTICAL INSTRUMENTS, NES	286	1 707	919
612 MANUFACT. LEATHER ETC. NES		378	198	872 MEDICAL INSTRUMENTS NES	738	2 301	1 242
613 FURSKINS, TANNED, DRESSED	380	1 887	1 011	873 METERS, COUNTERS, NES	182	328	173
621 MATERIALS OF RUBBER	63	263	142	874 MEASURE, CONTROL INSTRMNT	2 661	9 884	5 277
625 RUBBER TYRES, TUBES, ETC.	1 132	580	305	881 PHOTOGRAPH APPAR. ETC. NES	3 039	11 187	5 931
629 ARTICLES OF RUBBER, NES	2 244	1 281	674	882 PHOTO. CINEMATOGRPH. SUPPL	280	1 269	676
633 CORK MANUFACTURES	665	889	468	883 CINE. FILM EXPOS. DEVELOPD	3	82	44
635 WOOD MANUFACTURES, NES	41 741	26 811	14 225	884 OPTICAL GOODS NES	949	3 893	2 076
641 PAPER AND PAPERBOARD	683	527	281	885 WATCHES AND CLOCKS	11 974	68 801	36 542
642 PAPER, PAPERBOARD, CUT ETC	24 973	16 727	8 855	891 ARMS AND AMMUNITION	793	833	451
651 TEXTILE YARN	38 077	31 994	17 077	892 PRINTED MATTER	5 097	4 575	2 423
652 COTTON FABRICS, WOVEN	38 865	30 343	16 252	893 ARTICLES, NES, OF PLASTICS	111 139	68 278	36 270
653 FABRICS, MAN-MADE FIBRES	32 020	29 291	15 586	894 BABY CARRIAGE, TOYS, GAMES	400 367	457 269	248 598
654 OTH. TEXTILE FABRIC, WOVEN	8 465	96 736	51 652	895 OFFICE, STATIONERY SUPPLS	4 387	3 398	1 807
655 KNIT, CROCHET, FABRIC NES	690	2 229	1 159	896 WORKS OF ART, ANTIQUE ETC	352	2 316	1 232
656 TULLE, LACE, EMBROIDRY, ETC	351	2 843	1 508	897 GOLD, SILVERWARE, JEWL NES	1 168	19 851	10 555
657 SPECIAL YARN, TXTL. FABRIC	1 495	2 514	1 339	898 MUSICAL INSTRUMENTS, ETC.	43 417	60 260	31 898
658 TEXTILE ARTICLES NES	133 079	135 678	72 385	899 MISC. MANUFACTRD GOODS NES	284 598	268 729	143 066
659 FLOOR COVERINGS, ETC.	48 304	140 962	75 193	961 COIN NONGOLD NONCURRENT	38	5 252	2 800
661 LIME, CEMENT, CONSTR. MATRL	22 251	1 960	1 050	971 GOLD, NONMONEY EXCL DRES		79	43
662 CLAY, REFRCT. CONSTR. MATRL	4 353	339	174				
663 MINERAL MANUFACTURES, NES	3 181	1 208	649				

GROUP DESCRIPTION	DT = 100 KG	1 000 DM	1 000 \$	GROUP DESCRIPTION	DT = 100 KG	1 000 DM	1 000 \$
EXPORTS	9 408 251	4 613 284	2 454 362	584 ALUMINIUM	34 624	21 088	11 199
001 LIVE ANIMALS	23	808	459	589 MISC. NON-FERR. BASE METAL	20	475	255
012 OTHER MEAT, MEAT OFFAL	1 318	256	138	691 METALLIC STRUCTURES NES	9 241	9 743	5 128
022 MILK AND CREAM	74 750	24 737	13 056	692 CONTAINERS, STORAGE, TRNSP	5 821	9 803	5 199
041 WHEAT, MESLIN, UNMILLED	199 966	6 427	3 445	693 WIRE PRODUCTS EXCL. ELECT	2 248	1 245	676
044 MAIZE UNMILLED	313	965	528	694 NAILS, SCREWS, NUTS, ETC.	503	731	388
048 CEREAL PREPARATIONS	148	86	45	695 TOOLS	5 979	12 729	6 762
054 VEGETABLES	150	120	65	696 CUTLERY	62	229	124
059 FRUIT, VEGETABLE JUICES	809	111	59	697 HOUSEHOLD EQUIPMENT, NES	3 191	4 416	2 384
062 SUGAR CONFECTIONERY	31	71	38	699 MANUFACTS. BASE METAL, NES	4 410	7 827	4 157
071 COFFEE, COFFEE SUBSTITUTE	391	1 118	590	700 CPL IND PLANT (84/85/87)	291 707	352 363	192 980
081 ANIMAL FEED STUFF	14 423	2 289	1 222	711 STEAM GENER. BOILERS, ETC.	5 398	6 481	3 443
098 EDIBLE PROD. PREPRTNS, NES	155	94	712	712 STEAM TURBINES	1 620	7 656	4 145
112 ALCOHOLIC BEVERAGES	291	138	74	713 INTRNL COMBUS PSTN ENGIN	13 228	50 248	27 006
211 HIDES, SKINS (EX. FURS), RAW	914	176	93	714 ENGINES, MOTORS NON-ELECT	4	71	37
212 FURSKINS, RAW	30	155	82	716 ROTATING ELECTRIC PLANT	5 244	14 820	7 955
232 SYNTHETIC RUBBER, ETC.	3 195	1 158	660	718 OTH. POWR. GENRTNG. MACHNRY	681	3 661	1 933
251 PULP AND WASTE PAPER	365	70	36	721 AGRIC. MACHINES, EX. TRACTR	2 493	6 900	3 625
263 COTTON	1 837	888	471	722 TRACTORS	142	202	110
266 SYNTHETIC FIBRES	16 292	4 806	2 497	723 CIVIL ENGINEERING EQUIPT	18 319	37 981	20 361
267 OTHER MAN-MADE FIBRES	13 998	14 680	7 783	724 TEXTILE, LEATHER MACHINES	158 187	489 672	260 338
268 WOOL, OTHER ANIMAL HAIP	21 602	40 501	21 607	725 PAPER, PULP MILL MACHINES	7 686	31 095	16 531
273 STONE, SAND AND GRAVEL	3 660	114	58	726 PRINTING, BOOKBINDING MACHS	5 906	26 122	13 941
278 OTHER CRUDE MINERALS	1 091	74	31	727 FOOD-PROCESS. MCH. NON DOM	11 010	37 889	20 016
288 NON-FERROUS WASTE, SCRAP	498	59	31	728 OTH. MACH. PTS, SPCL INDUSTR	80 958	259 223	137 928
291 CRUDE ANIMAL MATERLS, NES	1 323	1 998	1 074	731 METAL REMOVAL WORK TOOLS	23 613	108 298	58 449
292 CRUDE VEG. MATERIALS, NES	2 745	1 247	675	732 MACH-TOOLS, METAL-WORKING	31 535	78 187	41 116
334 PETROLEUM PRODUCTS	4 224	862	460	733 PARTS, NES, FOR MACH-TOOLS	1 631	16 705	8 927
335 RESIDUAL PETROL. PRODUCTS	10 982	1 727	920	737 METALWORKING MACHNRY NES	9 130	45 522	24 153
421 FIXED VEG. FAT, OILS, SOFT	348 998	26 818	14 139	741 HEATING, COOLING EQUIP, PART	4 672	24 403	12 962
431 ANIMAL, VEG. FATS, OILS, NES	667	166	89	742 PUMPS FOR LIQUIDS, PARTS	23 598	81 744	43 480
511 HYDROCARBONS, NES, DERIVTS	279 424	45 241	24 183	743 PUMPS NES, CENTRIFUGS ETC	22 238	52 505	27 954
512 ALCOHOL, PHENOL, ETC. DERIV	126 028	40 121	21 227	744 MECHANICAL HANDLING EQUIP	24 849	125 689	66 570
513 CARBOXYLIC ACIDS, DERIVTS	113 937	23 474	12 500	745 BALL OR ROLLER BEARINGS	3 088	11 707	6 211
514 NITROGEN-FUNCT. COMPOUNDS	215 092	63 144	33 428	747 TAPS, COCKS, VALVES, ETC.	2 797	19 369	10 447
515 ORGANIC-INORGANIC COMPOUNDS	14 934	13 664	7 222	748 TRANSMISSIONS SHAFTS ETC	5 892	18 493	9 892
516 OTHER ORGANIC CHEM. ELEMENTS	6 581	16	8 543	749 NON-ELECT MACH. PARTS, ETC	13 679	17 041	9 143
522 INORGANIC CHEM. ELEMENTS	137 523	16 145	8 543	751 OFFICE MACHINES	241	3 259	1 731
523 METAL SALTS, INORGAN. ACID	3 890	979	521	752 AUTOMATIC DATA PROC. EQUIP	458	34 575	18 000
524 OTHER CHEMICAL COMPOUNDS	6 739	1 662	888	753 PARTS FOR OFFICE MACHINES	221	7 997	4 150
525 RADIO-ACTIVE MATERIALS	718	383	383	754 TELEVISION RECEIVERS ETC	352	1 251	655
531 SYNTH. COLOURS, LAKES, ETC.	4 826						

7 IMPORTS AND EXPORTS (SPECIAL TRADE) BY COUNTRIES OF PRODUCTION AND CONSUMPTION AND BY GROUPS OF THE SITC-REV. III 1989

GROUP DESCRIPTION	DT = 100 KG	1 000 DM	1 000 \$	GROUP DESCRIPTION	DT = 100 KG	1 000 DM	1 000 \$
514 NITROGEN-FUNCT. COMPOUNDS	68	72	39	775 DOM. ELEC. NON-ELEC. EQUIPT	123	63	32
541 MEDICINES, ETC. EXC. GRP542	8	103	53	776 TRANSISTORS, VALVES, ETC.	3	293	159
551 ESSNTL. OIL, PERFUME, FLAVR	55	140	76	778 ELECTRIC. MACH. APPART. NES	176	1 678	894
625 RUBBER TYRES, TUBES, ETC.	569	235	128	781 PASS. MOTOR VEHCLS. EX. BUS	6 966	30 159	16 531
653 FABRICS, MAN-MADE FIBRES	33	59	31	782 GOODS, SPCL. TRANSPORT VEH	760	1 036	561
696 CUTLERY	241	377	203	784 PARTS, TRACTORS, MOTOR VEH	357	2 003	1 056
731 METAL REMOVAL WORK TOOLS	126	64	33	821 FURNITURE, CUSHIONS, ETC.	32	57	30
751 OFFICE MACHINES	161	62	31	851 FOOTWEAR	32	220	114
752 AUTOMATC. DATA PROC. EQUIP	81	366	196	871 OPTICAL INSTRUMENTS, NES	7	121	62
759 PARTS, FOR OFFICE MACHINS	62	185	95	872 MEDICAL INSTRUMENTS, NES	29	521	274
764 TELECOMM. EQUIP. PARTS, NES	30	123	68	873 METERS, COUNTERS, NES	6	77	40
772 ELEC. SWITCH, RELAY, CIRCUIT	3	67	36	874 MEASURE, CONTROL INSTRMNT	168	4 554	2 420
776 TRANSISTORS, VALVES, ETC.	1	353	185	881 PHOTOGRAPH APPAR. ETC. NES	153	2 285	1 224
781 ELECTRIC. MACH. APPART. NES	63	192	104	882 PHOTO. CINEMATOGPH. SUPPL	21	74	40
781 PASS. MOTOR VEHCLS. EX. BUS	235	348	186	884 OPTICAL GOODS, NES		106	56
831 TRUNK, SUIT-CASES, BAG, ETC	35	135	71	885 WATCHES AND CLOCKS	1	1 507	800
841 MENS, BOYS CLOTHING, X-KNIT	3 138	10 809	5 750	892 PRINTED MATTER	295	163	89
842 WOMEN, GIRL CLOTHING, X-KNIT	3 312	11 826	6 285	893 ARTICLES, NES, OF PLASTICS	84	249	131
845 OTHR. TEXTILE APPAREL, NES	10	69	36	894 BABY CARRIAGE, TOYS, GAMES	36	197	106
848 CLOTHING, NONTEXTL. HEADGEAR	9	98	53	895 OFFICE, STATIONERY SUPPLS	5	81	44
851 FOOTWEAR	35	92	50	897 GOLD, SILVERWARE, JEWEL NES		454	236
894 BABY CARRIAGE, TOYS, GAMES	10	64	33	898 MUSICAL INSTRUMENTS, ETC.	24	362	193
898 MUSICAL INSTRUMENTS, ETC.	22	135	72	899 MISC. MANUFACTD. GOODS NES	17	441	238
899 MISC. MANUFACTD. GOODS NES	13	92	47	971 GOLD, NONMONETARY EXCL. DRES		212	122
951 COIN, NONGOLD, NONCURRENT	7	953	510				
971 GOLD, NONMONETARY EXCL. DRES	3	6 363	3 402				
972		292	155				
EXPORTS	658 520	138 339	74 129	IMPORTS	1 889 389	4 235 151	2 255 369
041 WHEAT, MESLIN, UNMILLED	582 950	14 110	7 662	001 LIVE ANIMALS	3	89	47
071 COFFEE, COFFEE SUBSTITUTE	48	111	64	034 FISH, FRESH, CHILLED, FROZN	35 172	10 509	5 614
268 WOOL, OTHER ANIMAL HAIR	80	100	51	035 FISH, DRIED, SALTED, SMOKED	83	89	49
277 NATURAL ABRASIVES, NES		101	54	036 CRUSTACEANS, MOLLUSCS ETC	320	295	160
334 PETROLEUM PRODUCTS	678	246	132	037 FISH ETC. PREPD, PRSVD, NES	2 684	1 832	971
335 RESIDUAL PETROL PRODUCTS	2 184	521	280	048 CEREAL PREPARATIONS	1 039	462	243
512 ALCOHOL, PHENOL, ETC. DERIV	107	85	44	054 VEGETABLES	180	57	30
513 CARBOXYLIC ACIDS, DERIVTS	419	91	48	056 VEGETABLES, PRPD, PRSVD, NES	602	385	199
515 ORGANO-INORGANIC COMPNDS	1 229	783	419	057 FRUIT, NUTS EXCL. OIL NUTS	1 023	175	94
516 OTHER ORGANIC CHEMICALS	1 119	550	307	058 FRUIT, PRESERVED, PREPARED	8 525	1 984	1 060
522 INORGANIC CHEM. ELEMENTS	4 550	821	440	062 SUGAR CONFECTIONERY	354	140	72
523 METAL, SALTS, INORGAN. ACID	1 610	247	131	074 TEA AND MATE	15	77	40
524 OTHER CHEMICAL COMPOUNDS	41	75	41	075 SPICES	74	59	31
533 PIGMENTS, PAINTS, ETC.	311	210	104	081 ANIMAL FEED STUFF	381	2 101	1 122
541 MEDICINES, ETC. EXC. GRP542	87	379	203	098 EDIBLE PROD. PREPRTNS, NES	4 064	1 640	860
542 MEDICAMENTS	55	121	64	112 ALCOHOLIC BEVERAGES	1 070	358	190
551 ESSNTL. OIL, PERFUME, FLAVR	37	155	83	121 TOBACCO, UNMANUFACTURED	79 944	54 177	28 808
553 PERFUMERY, COSMETICS, ETC.	305	423	243	211 HIDES, SKINS (EX. FURS), RAW	337	87	46
554 SOAP, CLEANERS, POLISH, ETC	934	252	137	232 SYNTHETIC RUBBER, ETC.			
573 POLYMERS, VINYL CHLORIDE	800	205	110	244 CORK, NATURAL, RAW; WASTE	526	891	472
574 POLYACETAL, POLYCARBONATE	113	132	70	261 SILK	1 495	637	338
575 OTH. PLASTIC, PRIMARY FORM	874	481	248	263 COTTON	300	225	125
582 PLASTIC PLATE, SHEETS, ETC	334	604	317	266 SYNTHETIC FIBRES	766	121	64
597 PREPD. ADDITIVES, LIQUIDS	201	68	35	278 OTHER CRUDE MINERALS	21 155	6 145	3 244
598 MISC. CHEMICAL PRODS, NES	1 099	1 400	738	282 FERROUS WASTE AND SCRAP	15 244	911	482
629 ARTICLES OF RUBBER, NES	36	281	152	284 NICKEL DRES, CONCTR, MATTE	1 037	179	95
641 PAPER AND PAPERBOARD	373	156	84	288 NON-FERROUS WASTE, SCRAP	626	1 111	638
657 SPECIAL YARN, TEXTL. FABRIC	79	168	88	289 PREC. METAL DRES, CONCTRPTS	4 506	7 473	3 951
662 CLAY, REFRCT. CONSTR. MATRL	421	85	43	291 CRUDE ANIMAL MATERIALS, NES		1 035	548
664 GLASS	359	891	474	292 CRUDE VEG. MATERIALS, NES	579	261	137
665 GLASSWARE	631	542	286	512 ALCOHOL, PHENOL, ETC. DERIV	3 501	6 902	3 706
675 FLAT-ROLLED, ALLOY STEEL	31 457	8 897	4 494	513 CARBOXYLIC ACIDS, DERIVTS	1 850	599	322
681 SILVER, PLATINUM, ETC.		98	52	514 NITROGEN-FUNCT. COMPOUNDS	1 393	392	207
682 COPPER	46	81	42	515 ORGANO-INORGANIC COMPNDS	29 329	16 208	8 603
689 MISC. NON-FERR. BASE METAL	4	244	128	516 OTHER ORGANIC CHEMICALS	5 600	4 953	2 625
691 METALLIC STRUCTURES, NES	159	146	76	522 INORGANIC CHEM. ELEMENTS	462	496	260
695 TOOLS	91	164	91	523 METAL, SALTS, INORGAN. ACID	137	331	174
699 MANUFACT. BASE METAL, NES	574	590	311	524 OTHER CHEMICAL COMPOUNDS	283	76	40
700 CPL. IND. PLANT (84/85/87)	403	1 475	779	525 RADIO-ACTIVE MATERIALS	600	1 876	1 002
713 INTRNL. COMBUS. PSTN. ENGIN	62	309	163	531 SYNTH. COLOURS, LAKES, ETC.	7	162	87
716 ROTATING ELECTRIC PLANT	33	162	87	541 MEDICINES, ETC. EXC. GRP542	1 804	3 230	1 711
722 TRACTORS	430	520	278	542 MEDICAMENTS	125	5 181	2 746
723 CIVIL ENGINEERING EQUIPT	1 303	3 114	1 735	553 PERFUMERY, COSMETICS, ETC.	23	2 576	1 341
724 TEXTILE, LEATHER MACHINES	45	343	176	572 POLYMERS OF STYRENE	310	669	357
725 PAPER, PULP MILL MACHINES	110	826	451	574 POLYACETAL, POLYCARBONATE	1 093	361	192
726 PRINTING, BOOKBINDING MACHS	208	676	363	575 OTH. PLASTIC, PRIMARY FORM	638	433	230
727 FOOD-PROCESS. MCH. NON DOM	18	165	86	581 PLASTIC TUBE, PIPE, HOSE	8 882	3 339	1 776
728 OTH. MACH. PTS, SPCL. INDUST	3 572	6 223	3 332	582 PLASTIC PLATE, SHEETS, ETC	217	962	507
731 METAL REMOVAL WORK TOOLS	639	5 038	2 719	583 MONOFILAMENT OF PLASTICS	21 450	12 576	6 681
733 MACH-TOOLS, METAL-WORKING	1 015	4 775	2 606	591 INSECTICIDES, ETC.	112	146	74
735 PARTS, NES, FOR MACH-TOOLS	176	660	344	592 STARCHES, INULIN, ETC.	343	414	218
737 METALWORKING MACHNRY, NES	893	505	254	593 EXPLOSIVES, PYROTECHNICS	246	300	153
741 HEATING, COOLING EQUIP, PART				598 MISC. CHEMICAL PRODS, NES	129	142	75
742 PUMPS FOR LIQUIDS, PARTS	273	1 364	703	611 LEATHER	31 523	3 146	1 677
743 PUMPS, NES, CENTRIFUGS ETC	309	1 414	753	612 MANUFACT. LEATHER ETC. NES	53	424	227
744 MECHANICAL HANDLING EQUIP	884	1 596	840	613 FURS, SKINS, TANNED, DRESSED	1 029	1 093	576
745 OTH. NONELEC. MCH, TOOL, NES	33	437	226	621 MATERIALS OF RUBBER	32	73	38
746 BALL OR ROLLER BEARINGS	127	226	118	625 RUBBER TYRES, TUBES, ETC.	63	90	46
747 TAPS, COCKS, VALVES, ETC.	120	1 051	542	629 ARTICLES OF RUBBER, NES	116 379	70 051	37 329
748 TRANSMISSIONS, SHAFTS ETC	21	164	84	633 CORK MANUFACTURES	10 391	5 625	3 034
749 NON-ELECT. MACH. PARTS, ETC	37	356	190	635 WOOD MANUFACTURES, NES	633	687	366
752 AUTOMATC. DATA PROC. EQUIP	2	159	85	641 PAPER AND PAPERBOARD	13 049	6 548	3 500
761 TELEVISION RECEIVERS ETC	24	384	203	642 PAPER, PAPERBOARD, CUT ETC	544	1 283	684
763 SOUND RECORDER, PHONOGRPH	23	2 908	1 556	651 TEXTILE YARN	38 219	18 059	9 603
764 TELECOMM. EQUIP. PARTS, NES	217	9 256	4 871	652 COTTON FABRICS, WOVEN	39 685	24 834	13 247
771 ELECT. POWER MACHNRY, PARTS	16	257	140	653 FABRICS, MAN-MADE FIBRES	19 456	26 298	14 014
772 ELEC. SWITCH, RELAY, CIRCUIT	51	803	425	654 OTH. TEXTILE FABRIC, WOVEN	26 134	66 844	35 615
773 ELECT. DISTRIBUT. EQPT, NES	77	1 008	532	655 KNIT, CROCHET, FABRIC NES	1 538	7 286	3 894
774 ELECTRO-MEDCL. XRAY EQUIP	55	1 087	584	656 TULLE, LACE, EMBROIDRY, ETC	519	1 541	811
					323	2 482	1 306

7 IMPORTS AND EXPORTS (SPECIAL TRADE) BY COUNTRIES OF PRODUCTION AND CONSUMPTION AND BY GROUPS OF THE SITC-REV. III 1989

GROUP DESCRIPTION	DT = 100 KG	1 000 DM	1 000 \$	GROUP DESCRIPTION	DT = 100 KG	1 000 DM	1 000 \$
657 SPECIAL YARN,TEXTL.FABRIC	3 627	3 600	1 897	EXPORTS	3 951 104	4 173 466	2 221 845
658 TEXTILE ARTICLES NES	8 928	16 945	9 041	001 LIVE ANIMALS	59	745	386
659 FLOOR COVERINGS, ETC.	246	541	284	023 BUTTER, OTHER FAT OF MILK	301	120	62
661 LIME, CEMENT, CONSTR. MATRL	1 503	357	197	025 EGGS, BIRDS, YOLKS, ALBUMIN	9 637	1 473	774
662 CLAY, REFRACT. CONSTR. MATRL	7 626	925	495	037 FISH ETC. PREP, PRSD, NES	5	62	34
663 MINERAL MANUFACTURES, NES	3 475	7 705	4 078	048 CEREAL PREPARATIONS	42 737	3 711	1 934
664 GLASS	556	380	196	054 VEGETABLES	432	440	231
665 GLASSWARE	736	1 217	644	061 SUGARS, MOLASSES, HONEY	4 709	570	303
666 POTTERY	33 534	14 666	7 813	062 SUGAR CONFECTIONERY	2 191	1 041	551
667 PEARLS, PRECIOUS STONES	.	.	.	071 COFFEE, COFFEE SUBSTITUTE	3 399	2 308	1 226
673 FLAT-ROLLED IRON ETC.	3 413	224	119	072 COCOA	3 920	1 056	566
675 FLAT-ROLLED, ALLOY STEEL	1 970	1 014	534	073 CHOCOLATE, OTH. COCOA PREP	865	489	264
676 IRON, STL. BAR, SHAPES ETC.	56 739	23 734	12 541	075 SPICES	22	146	77
678 WIRE OF IRON OR STEEL	4 294	3 837	2 041	081 ANIMAL FEED STUFF	2 053	1 262	670
679 TUBES, PIPES, ETC. IRON, STL	16 366	9 237	4 946	098 EDIBLE PROD. PREPRTNS, NES	6 914	5 208	2 759
682 COPPER	897	732	402	111 NON-ALCOHOL. BEVERAGE, NES	4 447	663	348
684 ALUMINIUM	137	226	122	112 ALCOHOLIC BEVERAGES	2 907	1 356	727
687 TIN	202	381	204	122 TOBACCO, MANUFACTURED	867	2 487	1 340
689 MISC. NON-FERR. BASE METAL	160	470	248	222 OILSEED (SFT. FIX VEG. OIL)	227	73	38
691 METALLIC STRUCTURES NES	172	172	89	232 SYNTHETIC RUBBER, ETC.	13 065	4 745	2 547
692 CONTAINERS, STORAGE, TRNSP	57	87	44	248 WOOD, SIMPLY WORKED	3 145	573	297
693 WIRE PRODUCTS EXCL. ELECT	29 099	12 149	6 448	251 PULP AND WASTE PAPER	600	198	105
694 NAILS, SCREWS, NUTS, ETC.	6 934	3 917	2 067	263 COTTON	282	70	36
695 TOOLS	7 160	9 309	4 965	266 SYNTHETIC FIBRES	1 169	641	349
696 CUTLEPY	45 306	78 993	41 911	267 OTHER MAN-MADE FIBRES	202	111	60
697 HOUSEHOLD EQUIPMENT, NES	46 119	68 514	36 368	268 WOOL, OTHER ANIMAL HAIP	7 771	16 966	9 141
699 MANUFACT. BASE METAL, NES	10 673	9 352	4 982	272 FERTILIZERS, CRUDE	63 290	2 864	1 519
713 INTRNL COMBUS PSTN ENGIN	6 028	10 421	5 701	273 STONE, SAND AND GRAVEL	2 098	215	117
714 ENGINES, MOTORS, NON-ELECT	.	125	66	278 OTHER CPUDE MINERALS	19 148	1 566	833
716 ROTATING ELECTRIC PLANT	297	1 974	1 056	282 FERROUS WASTE AND SCRAP	4 772	349	180
718 OTH. POWR. GENRTNG. MACHNRY	6	61	30	285 ALUMINIUM ORE, CONSTR. ETC	315	543	294
723 CIVIL ENGINEERING EQUIPT	6 924	2 838	1 500	288 NON-FERROUS WASTE, SCRAP	676	116	63
724 TEXTILE, LEATHER MACHINES	646	5 107	2 727	291 CRUDE ANIMAL MATERIALS, NES	3 403	14 680	7 757
727 FOOD-PROCESS. MCH. NON DOM	271	389	215	292 CRUDE VEG. MATERIALS, NES	1 952	4 850	2 584
728 OTH. MACH. PTS, SPCL INDUST	135	549	295	334 PETROLEUM PRODUCTS	10 755	2 247	1 205
731 METAL REMOVAL WORK TOOLS	5 687	7 923	4 228	335 RESIDUAL PETROL. PRODUCTS	14 658	1 343	715
733 MACH-TOOLS, METAL-WORKING	98	117	63	422 FIXED VEG. FAT, OILS, OTHER	178	63	34
735 PARTS, NES, FOR MACH-TOOLS	481	1 464	795	431 ANIMAL, VEG. FATS, OILS, NES	5 804	1 687	895
737 METALWORKING MACHNRY NES	114	856	461	511 HYDROCARBONS, NES, DERIVTS	43 779	10 925	5 772
741 HEATING, COOLING EQUIP, PART	1 135	1 632	859	512 ALCOHOL, PHENOL, ETC. DERIV	131 987	32 187	17 014
742 PUMPS FOR LIQUIDS, PAPTS	68	427	229	513 CARBOXYLIC ACIDS, DERIVTS	154 053	34 791	18 472
743 PUMPS NES, CENTRIFUGS ETC	2 150	6 713	3 573	514 NITROGEN-FUNCT. COMPOUNDS	95 013	66 004	35 143
744 MECHANICAL HANDLING EQUIP	189	324	173	515 ORGANO-INORGANIC COMPNDS	31 111	49 424	26 462
745 OTH. NONELEC MCH, TOOL, NES	1 019	1 521	1 018	516 OTHER ORGANIC CHEMICALS	18 781	16 174	8 577
746 BALL OP ROLLER BEARINGS	157	143	73	522 INORGANIC CHEM. ELEMENTS	97 139	21 736	11 526
747 TAPS, COCKS, VALVES, ETC.	3 113	5 905	3 130	523 METAL, SALTS, INORGAN. ACID	523 088	53 052	28 247
748 TRANSMISSIONS SHAFTS ETC	2 332	2 084	1 107	524 OTHER CHEMICAL COMPOUNDS	9 857	7 779	4 118
749 NON-ELECT MACH. PARTS, ETC	491	1 351	712	525 RADIO-ACTIVE MATERIALS	1 520	214 090	112 945
751 OFFICE MACHINES	2 557	6 411	3 454	531 SYNTH. COLOURS, LAKES, ETC.	6 090	24 691	13 130
752 AUTOMAT. DATA PROC. EQUIP	18 250	142 458	76 406	532 DYEING, TANNING MATERIALS	84 914	16 811	8 912
753 PARTS, FOR OFFICE MACHINES	2 736	69 298	36 744	533 PIGMENTS, PAINTS, ETC.	20 358	21 431	11 396
761 TELEVISION RECEIVERS ETC	62 234	125 137	67 273	541 MEDICINES, ETC. EXC. GRPS 42	2 261	18 117	9 619
762 RADIO-BROADCAST RECEIVER	73 571	242 356	129 560	542 MEDICAMENTS	2 551	14 524	7 728
763 SOUND RECORDER, PHONOGRPH	24 569	103 572	55 676	551 ESSNTL. OIL, PERFUME, FLAVP	5 098	13 584	7 241
764 ELECT. EQUIP. PARTS NES	66 634	196 967	105 340	553 PERFUMERY, COSMETICS, ETC.	1 674	3 037	1 621
771 ELECT POWER MACHNRY, PAPTS	3 002	7 445	3 578	554 SOAP, CLEANERS, POLISH, ETC	32 328	13 123	6 972
772 ELEC. SWITCH, RELAY, CIRCUIT	1 955	8 151	4 337	562 FERTILIZER, EXCEPT GRP 272	1 194	263	136
773 ELECTR. DISTRIB. EQUIP NES	911	2 167	1 153	571 POLYMERS OF ETHYLENE	75 913	19 631	10 433
774 ELECTRO-MECHAN. EQUIP	25	426	225	572 POLYMERS OF STYRENE	29 183	7 778	4 132
775 DPH. ELEC. NON-ELEC. EQUIP	128 935	138 628	73 278	573 POLYMERS, VINYL CHLORIDE	23 478	11 982	6 375
776 TRANSISTORS, VALVES, ETC.	4 212	268 278	142 461	574 POLYACETAL, POLYCARBONATE	20 444	10 020	5 313
778 ELECTRIC MACH. APPART. NES	56 745	137 276	73 687	575 OTH. PLASTIC, PRIMARY FORM	123 766	68 594	36 476
781 PASS. MOTOR VEHCLS. EX. BUS	1 616	2 346	1 236	579 PLASTIC WASTE, SCRAP ETC	4 688	482	257
783 ROAD MOTOR VEHICLES NES	125	193	104	581 PLASTIC TUBE, PIPE, HOSE	912	1 558	834
784 PARTS, TRACTORS, MOTOR VEH	2 311	1 431	768	582 PLASTIC PLATE, SHEETS, ETC	26 801	28 179	14 925
785 CYCLES, MOTORCYCLES ETC.	125	170	92	583 MONOFILAMENT OF PLASTICS	8 515	816	434
786 TRAILERS, SEMI-TRAILR, ETC	4 106	504	261	581 INSECTICIDES, ETC.	8 588	5 346	2 894
791 RAILWAY VEHICLES. EQUIPNT	6	66	35	592 STARCHES, INULIN, ETC.	20 989	15 798	8 336
792 AIRCRAFT, ASSOC'D. EQUIPNT	125	385	203	593 EXPLOSIVES, PYROTECHNICS	129	281	147
813 LIGHTING FIXTURES ETC. NES	3 044	9 201	4 865	597 PREPRED ADDITIVES, LIQUIDS	77 643	25 275	13 442
821 FURNITURE, CUSHIONS, ETC.	2 698	3 064	1 591	598 HISC. CHEMICAL PRODTS, NES	121 049	89 326	47 532
831 TRUNK, SUIT-CASES, BAG, ETC	74 653	161 942	86 049	600 CPL IND PLANT CHAP 69-76	867	6 883	3 879
841 MEN'S, BOYS CLOTHING, X-KNIT	64 630	314 167	167 495	611 LEATHER	9 260	7 763	4 101
842 WOMEN, GIRL CLOTHING, X-KNIT	38 962	228 364	121 412	612 MANUFACT. LEATHER ETC. NES	12	84	43
843 MEN'S, BOYS CLOTHING, KNIT	4 765	18 102	9 582	613 FURSKINS, TANNED, DRESSED	5 021	2 605	1 372
844 WOMEN, GIRLS CLOTHING, KNIT	2 428	10 821	5 719	621 MATERIALS OF RUBBER	1 010	4 645	2 479
845 OTHR. TEXTILE APPAREL, NES	32 891	130 779	69 596	625 RUBBER TYRES, TUBES, ETC.	1 570	1 056	566
846 CLOTHING ACCESSRS, FABRIC	22 651	80 744	42 895	629 ARTICLES OF RUBBER, NES	1 009	5 716	3 016
848 CLOTHING, NONTEXTL; HEADGEAR	36 206	396 300	210 196	633 CORK MANUFACTURES	56	297	158
851 FOOTWEAR	75 733	239 527	127 315	634 VENEERS, PLYWOOD, ETC.	5 458	2 517	1 356
871 OPTICAL INSTRUMENTS, NES	1 754	18 411	9 977	635 WOOD MANUFACTURES, NES	1 188	426	227
872 MEDICAL INSTRUMENTS NES	218	756	415	641 PAPER AND PAPERBOARD	27 091	14 416	7 593
874 MEASURE, CONTROL INSTRMNT	3 815	26 562	14 059	642 PAPER, PAPERBOARD, CUT ETC	27 041	12 268	6 490
881 PHOTOGRAPH APPAR. ETC. NES	632	16 526	8 774	651 TEXTILE YARN	3 848	7 218	3 875
882 PHOTO. CINEMATOGRAPH. SUPPL	91	1 331	712	652 COTTON FABRICS, WOVEN	1 471	7 343	3 880
884 OPTICAL GOODS NES	1 222	24 439	13 021	653 FABRICS, MAN-MADE FIBRES	4 152	22 323	11 871
885 WATCHES AND CLOCKS	2 543	9 961	5 312	654 OTH. TEXTILE FABRIC, WOVEN	1 945	12 624	6 730
892 PRINTED MATTER	2 307	3 499	1 871	655 KNIT, CROCHET, FABRIC NES	463	1 850	983
893 ARTICLES, NES, OF PLASTICS	43 473	30 776	16 360	656 TULLE, LACE, EMBROIDRY, ETC	156	1 244	661
894 BABY CARRIAGE, TOYS, GAMES	58 664	145 495	77 629	657 SPECIAL YARN, TEXTL. FABRIC	10 390	25 104	13 308
895 OFFICE, STATIONERY SUPPLS	6 741	6 279	3 309	658 TEXTILE ARTICLES NES	533	1 083	570
896 WORKS OF ART, ANTIQUE ETC	30	685	365	659 FLOOR COVERINGS, ETC.	544	769	410
897 GOLD, SILVERWARE, JEWEL NES	4 764	33 815	17 965	661 LIME, CEMENT, CONSTR. MATRL	5 176	527	276
898 MUSICAL INSTRUMENTS, ETC.	32 846	60 068	32 068	662 CLAY, REFRACT. CONSTR. MATRL	443 890	56 606	29 924
899 MISC MANUFACTD GOODS NES	12 017	58 935	31 273	663 MINERAL MANUFACTURES, NES	17 839	17 254	9 132
961 COIN NONGOLD NONCURRENT	10	1 710	915	664 GLASS	41 527	8 643	4 569
971 GOLD, NONMONTY EXCL ORES	27	7 923	4 116	665 GLASSWARE	4 016	7 168	3 803
972		126	65	666 POTTERY	270	850	452

7 IMPORTS AND EXPORTS (SPECIAL TRADE) BY COUNTRIES OF PRODUCTION AND CONSUMPTION AND BY GROUPS OF THE SITC-REV. III 1989

GROUP DESCRIPTION	DT = 100 KG	1 000 DM	1 000 \$	GROUP DESCRIPTION	DT = 100 KG	1 000 DM	1 000 \$
667 PEARLS,PRECIOUS STONES	-	-	-	893 ARTICLES,NES,OF PLASTICS	9 107	11 846	6 264
671 PIG IRON,SPIEGELEISN,ETC	2 083	1 006	540	894 BABY CARRIAGE,TOYS,GAMES	4 922	10 581	5 607
672 INGOTS ETC.IRON OR STEEL	25 529	9 568	5 165	895 OFFICE,STATIONERY SUPPLS	1 478	7 112	3 787
673 FLAT-ROLLED IRON ETC.	13 297	2 928	1 534	896 WORKS OF ART,ANTIQUE ETC	4	11 526	6 162
674 FLAT-ROLLED PLATED IRON	149 456	18 707	9 911	897 GOLD,SILVERWARE,JEWEL NES	11	6 328	3 384
675 FLAT-ROLLED, ALLOY STEEL	218 786	86 950	46 686	898 MUSICAL INSTRUMENTS,ETC.	1 202	11 876	6 302
676 IRON,STL.BAR,SHAPES ETC.	23 153	6 956	3 665	899 MISC MANUFACTRD GOODS NES	629	7 350	3 928
677 RAILWAY TRACK IRON,STEEL	1 723	1 764	921	941 COMPL IND PLANT CHAPT 99	107	1 784	930
678 WIRE OF IRON OR STEEL	2 703	2 776	1 467	971 GOLD,NONMONTRY EXCL ORES	27	26 295	13 928
679 TUBES,PIPES,ETC.IRON,STL	50 423	17 691	9 374				
681 SILVER,PLATINUM,ETC.	57	7 611	4 050	JAPAN			
682 COPPER	5 266	7 135	3 792	IMPORTS	12 645 941	32 143 267	17 118 746
683 NICKEL	329	2 753	1 453				
684 ALUMINIUM	77 205	54 803	29 090	001 LIVE ANIMALS	31	228	120
686 ZINC	275	373	200	017 MEAT,OFFL,PRPD,PRSD,NES	106	143	77
687 TIN	30	110	57	034 FISH,FRESH,CHILLED,FROZN	11 981	9 153	4 885
689 MISC.NON-FERR.BASE METAL	91	709	375	035 FISH,DRIED,SALTED,SMOKED	90	348	185
691 METALLIC STRUCTURES NES	14 413	6 952	3 681	036 CRUSTACEANS,MOLLUSCS ETC	153	434	230
692 CONTAINERS,STORAGE,TRNSP	2 143	4 207	2 202	037 FISH ETC.PRPD,PRSD,NES	4 987	4 094	2 165
693 WIRE PRODUCTS EXCL.ELECT	761	3 069	1 626	046 MEAL,FLOUR OF WHEAT,MSLN	310	89	47
694 NAILS,SCREWS,NUTS,ETC.	696	2 703	1 421	048 CEREAL PREPARATIONS	1 627	1 937	1 019
695 TOOLS	6 534	31 603	16 802	054 VEGETABLES	1 255	1 537	825
696 CUTLERY	274	2 161	1 138	055 VEGETABLES,PRPD,PRSD,NES	878	1 115	593
697 HOUSEHOLD EQUIPMENT,NES	6 423	13 338	7 132	057 FRUIT,NUTS EXCL.OIL NUTS	2 312	555	301
699 MANUFACTS.BASE METAL,NES	20 201	31 779	16 939	058 FRUIT,PRESERVED,PREPARED	3 965	1 262	674
700 CPL IND PLANT (84/85/87)	14 742	118 101	63 045	061 SUGARS,MOLASSES,HONEY	14 499	8 228	4 412
711 STEAM GENER.BOILERS,ETC.	1 520	5 084	2 706	062 SUGAR CONFECTIONERY	176	322	172
712 STEAM TURBINES	1 414	5 836	3 001	071 COFFEE,COFFEE SUBSTITUTE	932	2 449	1 166
713 INTRNL COMBUS PSTN ENGIN	14 818	130 046	69 578	074 TEA AND MATE	134	323	167
714 ENGINES,MOTORS NON-ELECT	1 158	17 408	9 258	075 SPICES	89	167	85
716 ROTATING ELECTRIC PLANT	7 406	24 983	13 589	081 ANIMAL FEED STUFF	476	2 471	1 318
718 OTH.PWR.GENRTNG MACHNRY	3 780	19 104	10 144	098 EDIBLE PROD.PREPRTNS,NES	9 400	7 230	3 851
721 AGRIC.MACHINES,EX.TRACTR	806	3 997	2 109	111 NON-ALCOHOL.BEVERAGE,NES	452	93	49
722 TRACTORS	254	456	241	112 ALCOHOLIC BEVERAGES	12 473	7 137	3 803
723 CIVIL ENGINEERING EQUIPT	49 515	73 183	38 780	121 TOBACCO,UNMANUFACTURED	9 793	3 007	1 586
724 TEXTILE,LEATHER MACHINES	53 632	193 230	102 692	222 DILSEED(ST.FIX VEG.OIL)	72	64	33
725 PAPER,PULP MILL MACHINES	7 180	35 210	18 779	231 NATURAL RUBBER, ETC.	542	189	102
726 PRINTNG,BOOKBINDNG MCHS	12 937	51 832	27 478	232 SYNTHETIC RUBBER, ETC.	106 751	33 782	17 961
727 FOOD-PROCESS.MCH.NON DOM	5 649	29 623	15 760	247 WOOD ROUGH,ROUGH SQUARED	30 795	13 161	6 857
728 OTH.MACH,PTS,SPCL INDUST	66 175	258 325	138 017	248 WOOD, SIMPLY WORKED	2 494	1 136	604
731 METAL REMOVAL WORK TOOLS	33 987	114 500	60 664	251 PULP AND WASTE PAPER	7 837	2 399	1 259
733 MACH-TOOLS,METAL-WORKING	33 615	91 937	49 572	261 SILK	1 245	7 458	3 985
735 PARTS,NES,FOR MACH-TOOLS	2 227	22 192	11 866	263 COTTON	19 605	3 406	1 802
737 METALWORKING MACHNRY NES	7 285	32 638	17 407	266 SYNTHETIC FIBRES	36 610	39 905	18 041
741 HEATING,COOLNG EQUIP,PART	-	-	-	267 OTHER MAN-MADE FIBRES	13 603	5 644	3 022
742 PUMPS FOR LIQUIDS,PARTS	17 925	60 950	32 371	268 WOOL, OTHER ANIMAL HAIR	752	1 067	579
743 PUMPS NES,CENTRIFUGS ETC	18 062	80 932	43 155	269 WORN CLOTHING,TEXTL.ARTL	1 010	303	159
744 MECHANICAL HANDLING EQUIP	20 739	66 275	35 384	274 SULPHUR,UNPRSTD.IRON PYRS	592	170	91
745 OTH.NONELEC MCH,DOCL,NES	18 035	105 953	56 276	277 NATURAL ABRASIVES, NES	1	1 037	550
746 BALL OR ROLLER BEARINGS	15 040	34 647	18 437	278 OTHER CRUDE MINERALS	23 795	5 355	2 852
747 TAPS,COCKS,VALVES,ETC.	7 441	28 075	14 895	282 FERROUS WASTE AND SCRAP	700	105	55
748 TRANSMISSION SHAFTS ETC	20 136	39 856	21 301	285 ALUMINIUM ORE,CONCTR.ETC	671	888	474
749 NON-ELECT MACH.PARTS,ETC	7 618	20 665	8 631	287 ORE,CONCENTR.BASE METALS	260	66	36
751 OFFICE MACHINES	1 393	16 026	5 923	288 NON-FERROUS WASTE,SCRAP	5 003	8 159	4 270
752 AUTOMATC.DATA PROC.EQUIP	308	11 129	3 964	289 PREC.METAL DRES,CONCTRPTS	231	2 710	1 442
759 PARTS,FOR OFFICE MACHINS	208	7 534	702	291 CRUDE ANIMAL MATERLS,NES	428	1 121	592
761 TELEVISION RECEIVERS ETC	390	1 315	415	292 CRUDE VEG.MATERIALS, NES	1 211	8 604	4 583
762 RADIO-BROADCAST RECEIVER	73	781	447	334 PETROLEUM PRODUCTS	178 829	6 076	3 436
763 SOUND RECORDER,PHONOGRPH	113	839	6 705	335 RESIDUAL PETROL.PRODUCTS	110 103	8 619	4 555
764 TELECOMM.EQUIP.PARTS NES	900	12 566	3 001	411 ANIMAL OILS AND FATS	257 700	12 805	6 915
771 ELECT POWER MACHNRY,PARTS	1 127	5 611	27 132	422 FIXED VEG.FAT,OILS,OTHER	436	484	254
772 ELEC.SWITCH.RELAY.CIRCUIT	5 427	50 654	3 437	431 ANIMAL,VEG.FATS,OILS,NES	631	537	282
773 ELECTRO DISTRIB.EQPT NES	2 285	6 401	9 962	511 HYDROCARBONS,NES,DERIVTS	84 034	18 885	10 086
774 ELECTRO-MEDCL.XRAY EQUIP	1 034	18 723	5 398	512 ALCOHOL,PHENOL,ETC.DERIV	32 103	26 266	13 971
775 DOM.ELEC,NON-ELEC.EQUIPT	6 879	10 070	17 059	513 CARBOXYLIC ACIDS,DERIVTS	86 151	45 125	23 972
776 TRANSISTORS,VALVES,ETC.	2 791	32 190	19 181	514 NITROGEN-FUNCT.COMPOUNDS	97 649	128 199	68 112
778 ELECTRIC MACH.APPLART,NES	7 256	35 954	33 302	515 ORGANIC-INORGANIC COMPODS	70 214	216 369	115 592
781 PASS.MOTOR VEHCLS.EX.BUS	14 844	61 903	10 225	516 OTHER ORGANIC CHEMICALS	35 079	57 987	30 924
782 GOODS,SPCL TRANSPORT VEH	10 261	19 112	99	522 INORGANIC CHEM.ELEMENTS	78 346	33 032	17 528
783 ROAD MOTOR VEHICLES NES	125	182	59 402	523 METAL.SALTS,INORGAN.ACID	16 799	8 121	4 329
784 PARTS,TRACTORS,MOTOR VEH	57 412	111 848	606	524 OTHER CHEMICAL COMPOUNDS	5 698	5 964	3 166
786 TRAILERS,SEMI-TRAILR,ETC	406	1 145	6 010	525 RADIO-ACTIVE MATERIALS	176	6 577	3 482
791 RAILWAY VEHICLES.EQUIPNT	2 704	11 229	1 571	531 SYNTH.COLOURS,LAKES,ETC.	32 768	52 612	27 995
792 AIRCRAFT,ASOCTD.EQUIPNT	91	2 971	3 168	532 DYEING,TANNING MATERIALS	20	411	218
793 SHIP,BOAT,FLOAT.STRUCTRS	22 588	6 089	1 169	533 PIGMENTS, PAINTS, ETC.	8 411	25 453	13 544
800 CPL IND PLANT CHAP 90/94	136	2 245	1 345	541 MEDICINES,ETC.EXC.GRP542	21 621	111 406	59 345
811 PREFABRICATED BUILDINGS	4 850	2 549	2 629	542 MEDICAMENTS	1 127	31 738	16 880
812 PLUMBING,SANITRY,EQPT.ETC	3 124	5 022	1 623	551 ESSNTL.OIL,PERFUME,FLAVR	202	1 510	805
813 LIGHTNG FIXTURES ETC.NES	592	3 049	3 590	553 PERFUMERY,COSMETICS,ETC.	2 791	12 131	6 465
821 FURNITURE,CUSHIONS,ETC.	8 517	6 792	1 680	554 SOAP,CLEANERS,POLISH,ETC	3 908	3 039	1 619
831 TRUNK,SUIT-CASES,BAG,ETC	96	3 135	978	562 FERTILIZER,EXCEPT GRP272	-	-	-
841 MENS,BOYS CLOTHNG,X-KNIT	88	1 820	1 178	571 POLYMERS OF ETHYLENE	30 608	13 516	7 166
842 WOMEN,GIRL CLOTHNG,XKNIT	37	2 216	1 04	572 POLYMERS OF STYRENE	4 588	2 209	1 172
844 WOMEN,GIRLS CLOTHNG.KNIT	1	200	508	573 POLYMERS,VINYL CHLORIDE	8 681	16 194	8 600
845 OTHR.TEXTILE APPAREL,NES	29	955	603	574 POLYACETAL,POLYCARBONATE	39 310	34 543	18 407
846 CLOTHING ACCESSRS,FABRIC	56	1 151	1 767	575 OTH.PLASTIC,PRIMARY FORM	181 075	116 516	61 877
848 CLOTHNG,NONXTXL;HEADGEAR	277	3 352	1 983	579 PLASTIC WASTE,SCRAP ETC	147	66	35
851 FOOTWEAR	1 507	3 723	3 853	581 PLASTIC TUBE,PIPE,HOSE	3 080	9 380	5 002
871 OPTICAL INSTRUMENTS,NES	141	7 264	9 381	582 PLASTIC PLATE,SHEETS,ETC	211 651	237 820	126 572
872 MEDICAL INSTRUMENTS NES	687	17 587	3 232	583 MONOFILAMENT OF PLASTICS	284	1 858	977
873 METERS,COUNTERS,NES	718	6 077	72 344	591 INSECTICIDES, ETC.	5 650	12 398	6 677
874 MEASURE,CONTROL INSTRMNT	9 004	135 403	5 596	592 STARCHES,INULIN,ETC.	1 590	10 430	5 561
881 PHOTOGRAPH APPAR.ETC.NES	1 068	10 808	4 228	593 EXPLOSIVES,PYROTECHNICS	147	542	284
882 PHOTO.CINEMATOPRPH.SUPPL	5 132	7 962	60	597 PREPRD ADDITIVES,LIQUIDS	1 160	4 504	2 374
883 CINE.FILM EXPOSD.DEVELOPD	5	109	2 694	598 MISC.CHEMICAL PRODS,NES	50 544	147 638	78 352
884 OPTICAL GOODS NES	85	5 080	4 003	611 LEATHER	4 167	19 018	10 161
885 WATCHES AND CLOCKS	369	7 454	517	612 MANUFACT. LEATHER ETC.NES	96	493	229
891 ARMS AND AMMUNITION	200	996	4 233	621 MATERIALS OF RUBBER	6 054	28 851	15 323
892 PRINTED MATTER	2 382	7 964					

7 IMPORTS AND EXPORTS (SPECIAL TRADE) BY COUNTRIES OF PRODUCTION AND CONSUMPTION AND BY GROUPS OF THE SITC-REV. III 1989

GROUP DESCRIPTION	DT = 100 KG	1 000 DM	1 000 \$	GROUP DESCRIPTION	DT = 100 KG	1 000 DM	1 000 \$
625 RUBBER TYRES, TUBES, ETC.	398 661	283 479	150 643	842 WOMEN, GIRL CLOTHING, XKNIT	1 129	6 592	3 485
629 ARTICLES OF RUBBER, NES	13 124	72 317	38 971	843 MENS, BOYS CLOTHING, KNIT	20	262	137
633 CORK MANUFACTURES	52	300	158	844 WOMEN, GIRLS CLOTHING, KNIT	84	892	465
634 VENEERS, PLYWOOD, ETC.	1 285	1 071	568	845 OTHR. TEXTILE APPAREL, NES	438	3 210	1 697
635 WOOD MANUFACTURES, NES	1 719	3 595	1 908	846 CLOTHING ACCESSRS, FABRIC	3 139	23 728	12 646
641 PAPER AND PAPERBOARD	111 121	91 399	48 530	848 CLOTHING, NONTEXTL; HEADGEAR	2 126	14 447	7 689
642 PAPER, PAPERBOARD, CUT ETC	20 682	32 789	17 428	851 FOOTWEAR	877	3 484	1 833
651 TEXTILE YARN	40 006	42 071	22 413	871 OPTICAL INSTRUMENTS, NES	8 481	152 820	81 281
652 COTTON FABRICS, WOVEN	4 541	10 217	5 453	872 MEDICAL INSTRUMENTS NES	19 638	258 960	137 517
653 FABRICS, MAN-MADE FIBRES	34 070	171 858	91 579	873 METERS, COUNTERS, NES	2 013	21 702	11 511
654 OTH. TEXTILE FABRIC, WOVEN	1 312	4 544	2 421	874 MEASURE, CONTROL INSTRMNT	23 596	509 255	271 236
655 KNIT, CROCHET, FABRIC NES	1 708	6 399	3 395	881 PHOTOGRAPH APPAR. ETC. NES	26 407	669 962	357 679
656 TULLE, LACE, EMBROIDRY, ETC	2 124	5 608	2 977	882 PHOTO. CINEMATOGPH. SUPPL	160 300	608 502	323 560
657 SPECIAL YARN, TEXTL. FABRIC	31 872	72 674	38 652	883 CINE. FILM EXPOSD. DEVELOPD	4	112	58
658 TEXTILE ARTICLES NES	805	3 427	1 810	884 OPTICAL GOODS NES	6 567	249 796	132 957
659 FLOOR COVERINGS, ETC.	408	467	243	885 WATCHES AND CLOCKS	5 046	188 647	100 134
661 LIME, CEMENT, CONSTR. MATRL	680	156	81	891 ARMS AND AMMUNITION	369	2 939	1 545
662 CLAY, REFRCT. CONSTR. MATRL	25 516	7 867	4 169	892 PRINTED MATTER	25 207	66 840	35 581
663 MINERAL MANUFACTURES, NES	15 042	72 673	38 634	893 ARTICLES, NES, OF PLASTICS	19 004	67 019	35 629
664 GLASS	22 314	29 648	15 754	894 BABY CARRIAGE, TOYS, GAMES	17 767	110 131	58 512
665 GLASSWARE	3 794	12 438	6 604	895 OFFICE, STATIONERY SUPPLS	19 136	110 567	58 866
666 POTTERY	19 722	31 623	16 862	896 WORKS OF ART, ANTIQUE ETC	97	3 647	1 927
667 PEARLS, PRECIOUS STONES	.	.	.	897 GOLD, SILVERWARE, JEWEL NES	115	11 708	6 220
671 PIG IRON, SPIEGELEISEN, ETC	14 415	4 606	2 451	898 MUSICAL INSTRUMENTS, ETC.	278 377	877 963	467 876
672 INGOTS ETC. IRON OR STEEL	888	611	323	899 MISC MANUFACTD GOODS NES	38 644	103 792	55 089
673 FLAT-ROLLED IRON ETC.	67 099	16 518	8 749	961 COIN NONGOLD NONCURRENT	5	636	342
674 FLAT-ROLLED ROLLED IRON	192 782	25 725	13 695	971 GOLD, NONMONTRY EXCL ORES	2	1 626	864
675 FLAT-ROLLED, ALLY STEEL	113 957	50 484	26 734			67	35
676 IRON, STL. BAR, SHAPES ETC.	211 145	48 584	25 785				
678 WIRE OF IRON OR STEEL	14 353	12 610	6 684	EXPORTS	9 893 602	15 267 849	8 127 439
679 TUBES, PIPES, ETC. IRON, STL	31 443	34 074	18 206				
681 SILVER, PLATINUM, ETC.	2	927	483	001 LIVE ANIMALS	203	1 910	1 005
682 COPPER	13 289	20 903	11 086	012 OTHER MEAT, MEAT OFFAL	575	159	83
683 NICKEL	308	1 078	570	017 MEAT, OFFL. PRPD, PRSVD, NES	1 276	1 385	734
684 ALUMINIUM	28 506	20 813	11 170	022 MILK AND CREAM	17 470	11 553	6 196
687 TIN	411	637	342	024 CHEESE AND CURD	107 856	39 404	20 833
689 MISC. NON-FERR. BASE METAL	20 254	32 103	17 159	025 EGGS, BIRDS, YOLKS, ALBUMIN	15 567	12 631	6 712
691 METALLIC STRUCTURES NES	1 417	2 769	1 477	034 FISH, FRESH, CHILLED, FROZEN	6 583	3 043	1 611
692 CONTAINERS, STORAGE, TRNSP	722	1 936	1 034	035 FISH, DRIED, SALTED, SMOKED	350	371	200
693 WIRE PRODUCTS EXCL. ELECT	3 733	5 098	2 705	037 FISH ETC. PRPD, PRSVD, NES	7 992	5 671	2 991
694 NAILS, SCREWS, NUTS, ETC.	46 075	51 332	27 265	048 CEREAL PREPARATIONS	571 268	36 827	19 453
695 TOOLS	30 913	192 316	102 083	054 VEGETABLES	35 123	42 805	22 790
696 CUTLERY	27 945	75 523	40 149	056 VEGETABLES, PRPD, PRSVD, NES	47 703	12 243	6 506
697 HOUSEHOLD EQUIPMENT, NES	11 824	13 368	7 113	057 FRUIT, NUTS EXCL. OIL NUTS	357	255	137
699 MANUFACTS. BASE METAL, NES	46 703	88 736	47 093	058 FRUIT, PRESERVED, PREPARED	1 176	931	445
711 STEAM GENER. BOILERS, ETC.	83	480	251	059 FRUIT, VEGETABLE JUICES	37 237	9 379	4 962
712 STEAM TURBINES	107	544	304	061 SUGARS, MOLASSES, HONEY	194 458	23 814	12 667
713 INTRNL COMBUS PSTN ENGIN	98 234	216 521	115 289	062 SUGAR CONFECTIONERY	3 714	2 224	1 177
714 ENGINES, MOTORS NON-ELECT	492	16 258	8 570	071 COFFEE, COFFEE SUBSTITUTE	16 979	20 516	11 028
716 ROTATING ELECTRIC PLANT	21 358	109 081	57 948	072 COCOA	30 628	18 785	10 051
718 OTH. POWR. GENRNG. MACHNRY	5 019	11 251	5 998	073 CHOCOLATE, OTH. COCOA PREP	20 475	14 508	7 687
721 AGRIC. MACHINES, EX. TRACTR	18 039	32 094	17 111	074 TEA AND MATE	277	536	300
722 TRACTORS	14 789	22 185	11 840	075 SPICES	658	1 559	822
723 CIVIL ENGINEERING EQUIPT	150 039	191 994	101 930	081 ANIMAL FEED STUFF	86 389	27 805	14 705
724 TEXTILE, LEATHER MACHINES	40 881	189 966	101 052	091 MARGARINE AND SHORTENING	520	143	78
725 PAPER, PULP MILL MACHINES	14 170	29 145	15 510	098 EDIBLE PRD. PREPRPTS, NES	25 575	13 716	7 297
726 PRINTING, BOOKBINDING MACHS	10 895	49 059	26 109	111 NON-ALCOHOL. BEVERAGE, NES	4 397	790	416
727 FOOD-PROCESS. MCH. NON DOM	2 177	23 241	12 692	112 ALCOHOLIC BEVERAGES	168 148	105 379	55 469
728 OTH. MACH. PTS, SPCL INDUSTR	28 092	270 427	143 812	122 TOBACCO, MANUFACTURED	3 602	6 273	3 361
731 METAL REMOVAL WORK TOOLS	145 557	539 195	287 663	211 HDS, SKINS (EX. FURS), RAW	1 689	1 126	614
733 MACH-TOOLS, METAL-WORKING	7 233	26 108	13 972	232 SYNTHETIC RUBBER, ETC.	67 974	23 605	12 490
735 PARTS, NES, FOR MACH-TOOLS	14 118	60 631	32 162	245 FUEL WOOD, WOOD CHARCOAL	460	211	112
737 METALWORKING MACHNRY NES	7 302	23 119	12 275	247 WOOD ROUGH, ROUGH SQUARED	13 337	1 841	854
741 HEATING, COOLING EQUIP, PART	28 425	85 071	45 324	248 WOOD, SIMPLY WORKED	19 630	4 877	2 475
742 PUMPS FOR LIQUIDS, PARTS	7 029	29 575	15 759	251 PULP AND WASTE PAPER	5 000	1 058	568
743 PUMPS NES, CENTRIFUGS ETC	86 503	311 233	165 578	261 SILK	1 417	3 153	1 739
744 MECHANICAL HANDLING EQUIP	136 175	128 451	69 123	263 COTTON	1 346	384	205
745 OTH. NONELEC MCH. TOOL, NES	12 209	77 307	41 092	266 SYNTHETIC FIBRES	8 315	6 083	3 223
746 BALL OR ROLLER BEARINGS	117 418	250 748	133 165	267 OTHER MAN-MADE FIBRES	635	738	389
747 TAPS, COCKS, VALVES, ETC.	9 655	55 528	29 682	268 WOOL, OTHER ANIMAL HAIR	2 834	4 151	2 233
748 TRANSMISSIONS SHAFTS ETC	81 074	139 066	74 048	269 WORN CLOTHING, TEXTL. ARTL	121	100	52
749 NON-ELECT MACH. PARTS, ETC	4 659	26 947	14 311	272 FERTILIZERS, CRUDE	19 080	907	479
751 OFFICE MACHINES	126 635	631 713	336 430	273 STONE, SAND AND GRAVEL	6 860	363	193
752 AUTOMAT. DATA PROC. EQUIP	157 391	2 162 159	1 155 019	277 NATURAL ABRASIVES, NES	21	648	345
759 PARTS, FOR OFFICE MACHINES	125 962	1 100 019	586 396	278 OTHER CRUDE MINERALS	78 255	3 412	1 834
761 TELEVISION RECEIVERS ETC	73 210	599 168	320 012	285 ALUMINIUM ORE, CONCTR. ETC	10 841	6 082	3 236
762 RADIO-BROADCAST RECEIVER	52 952	424 255	225 953	288 NON-FERROUS WASTE, SCRAP	3 702	1 395	747
763 SOUND RECORDER, PHONOGRPH	139 840	1 047 178	558 066	291 CRUDE ANIMAL MATERLS. NES	2 839	24 715	13 082
764 TELECOMM. EQUIP. PARTS NES	261 127	2 820 693	1 501 563	292 CRUDE VEG. MATERIALS, NES	5 620	20 136	10 775
771 ELECT POWER MACHNRY PARTS	24 499	133 882	71 319	322 BRIQUETTES, LIGNITE, PEAT	35 620	1 326	719
772 ELECT. SWITCH, RELAY, CIRCUIT	40 656	485 426	258 198	325 COKE, SEMI-COKE, RET. CARBN	144 550	4 337	2 190
773 ELECTRIC DISTRIBUT. EQPT NES	10 520	59 234	31 522	334 PETROLEUM PRODUCTS	215 752	19 241	10 216
774 ELECTRO-MECL. XRAY EQUIP	3 451	112 457	59 625	335 RESIDUAL PETROL. PRODUCTS	3 475	1 119	590
775 DOM. ELEC. NON-ELEC. EQUIPT	87 302	196 286	104 213	411 ANIMAL OILS AND FATS	227	598	308
776 TRANSISTORS, VALVES, ETC.	104 884	1 871 305	993 503	431 ANIMAL, VEG. FATS, OILS, NES	11 192	4 690	2 491
778 ELECTRIC MACH. APPART. NES	202 173	1 308 268	696 508	511 HYDROCARBONS, NES, DERIVTS	78 294	24 080	12 782
781 PASS. MOTOR VEHCLS. EX. BUS	5 040 694	6 883 513	3 671 238	512 ALCOHOL, PHENOL, ETC. DERIV	464 263	121 093	64 054
782 GOODS. SPCL. TRANSPORT VEH	192 813	195 284	103 606	513 CARBOXYLIC ACIDS, DERIVTS	203 661	69 702	37 021
784 PARTS, TRACTORS, MOTOR VEH	335 501	617 471	327 863	514 NITROGEN-FUNCT. COMPOUNDS	286 396	264 340	140 453
785 CYCLES, MOTORCYCLES ETC.	247 009	685 732	365 825	515 ORGANO-INORGANIC COMPNDS	109 775	304 806	161 867
786 TRAILERS, SEMI-TRAILER, ETC	9 783	2 257	1 195	516 OTHER ORGANIC CHEMICALS	81 176	62 461	33 243
792 AIRCRAFT, ASSCCTD. EQUIPNT	404	35 050	18 517	522 INORGANIC CHEM. ELEMENTS	174 028	117 200	62 307
793 SHIP, BOAT, FLOAT, STRUCTRS	1 381	4 021	2 116	523 METAL. SALTS, INORGAN. ACID	385 337	59 971	31 861
811 PREFABRICATED BUILDINGS	154	202	107	524 OTHER CHEMICAL COMPOUNDS	67 398	36 164	19 197
812 PLUMBING, SANITRY, EQPT. ETC	354	1 139	620	525 RADIO-ACTIVE MATERIALS	632	74 681	40 096
813 LIGHTING FIXTURES ETC. NES	1 204	11 005	5 825	531 SYNTH. COLOURS, LAKES, ETC.	78 194	231 587	122 961
821 FURNITURE, CUSHIONS, ETC.	4 951	14 988	7 960	532 DYEING, TANNING MATERIALS	41 005	13 782	7 298
831 TRUNK, SUIT-CASES, BAG, ETC	2 698	11 356	6 073	533 PIGMENTS, PAINTS, ETC.	91 503	77 689	41 391
841 MENS, BOYS CLOTHING, X-KNIT	19 045	73 958	39 320	541 MEDICINES, ETC. EXC. GRP542	22 049	558 618	296 379

7 IMPORTS AND EXPORTS (SPECIAL TRADE) BY COUNTRIES OF PRODUCTION AND CONSUMPTION AND BY GROUPS OF THE SITC-REV. III 1989

GROUP DESCRIPTION	DT = 100 KG	1 000 DM	1 000 \$	GROUP DESCRIPTION	DT = 100 KG	1 000 DM	1 000 \$
542 MEDICAMENTS	30 198	527 830	279 914	761 TELEVISION RECEIVERS ETC	89	1 281	680
551 ESSENTL OIL, PERFUME, FLAVR	5 204	11 836	8 293	762 RADIO-BROADCAST RECEIVER	25	364	189
553 PERFUMERY, COSMETICS, ETC.	28 005	30 816	16 410	763 SOUND RECORDER, PHONOGRPH	407	4 199	2 248
554 SOAP, CLEANERS, POLISH, ETC	55 235	30 441	16 166	764 TELECOMM. EQUIP. PARTS NES	1 997	21 613	11 456
562 FERTILIZER, EXCEPT GRP272	1 182 429	40 365	21 472	771 ELECT POWER MACHNY, PARTS	2 700	17 008	9 026
571 POLYMERS OF ETHYLENE	23 761	7 691	4 098	772 ELEC. SWITCH, RELAY, CIRCUIT	12 763	117 277	62 420
572 POLYMERS OF STYRENE	857	354	182	773 ELECTR. DISTRIB. EQPT NES	1 346	13 278	7 054
573 POLYMERS, VINYL CHLORIDE	58 278	19 311	10 266	774 ELECTRO-MEDCL. XRAY, EQUIP	7 799	152 641	81 230
574 POLYACETAL, POLYCARBONATE	37 503	25 823	13 756	775 DOM. ELEC. NON-ELEC. EQUIPT	49 405	158 146	84 022
575 OTH. PLASTIC, PRIMARY FORM	216 495	174 453	92 846	776 TRANSISTORS, VALVES, ETC.	610	69 484	31 813
581 PLASTIC TUBE, PIPE, HOSE	3 361	8 145	4 320	778 ELECTRIC MACH. APPART. NES	40 751	235 684	125 821
582 PLASTIC PLATE, SHEETS, ETC	45 760	55 001	29 252	781 PASS. MOTOR VEHCLS. EX. BUS	1 378 338	4 831 534	2 578 209
583 MONOFILAMENT OF PLASTICS	1 621	2 150	1 140	782 GOODS, SPCL TRANSPORT VEH	31 959	54 284	28 882
591 INSECTICIDES, ETC.	43 990	67 479	36 132	783 ROAD MOTOR VEHICLES NES	5 116	15 519	8 207
592 STARCHES, INULIN, ETC.	135 754	38 109	20 290	784 PARTS, TRACTORS, MOTOP VEH	90 568	308 726	164 515
597 PREPRED ADDITIVES, LIQUIDS	49 384	20 802	11 046	785 CYCLES, MOTORCYCLES ETC.	5 254	25 229	13 580
598 MISC. CHEMICAL PRODS. NES	203 781	244 025	129 539	786 TRAILERS, SEMI-TRAILR, ETC	6 227	7 557	4 005
611 LEATHER	19 697	13 914	7 433	791 RAILWAY VEHICLES, EQUIPMT	1 755	8 124	4 511
612 MANUFACT. LEATHER ETC. NES	155	1 614	856	792 AIRCRAFT, ASSCCTD. EQUIPMT	3 111	23 346	12 389
613 FURSKINS, TANNED, DRESSED	95	5 036	2 682	793 SHIP, BOAT, FLOAT, STRUCTRS	1 262	3 602	1 892
621 MATERIALS OF RUBBER	5 441	4 771	2 557	811 PREFABRICATED BUILDINGS	2 999	1 903	1 029
625 RUBBER TYRES, TUBES, ETC.	117 599	103 703	55 057	812 PLUMBING, SANITRY, EQPT. ETC	2 077	2 228	1 181
629 ARTICLES OF RUBBER, NES	3 457	14 057	7 494	813 LIGHTING FIXTURES, ETC. NES	3 282	15 385	8 182
633 CORDY MANUFACTURES	3 313	639	332	821 FURNITURE, CUSHIONS, ETC.	64 627	103 240	54 897
634 VEHEERS, PLYWOOD, ETC.	15 428	4 425	2 359	831 TRUNK, SUIT-CASES, BAG, ETC	1 729	54 109	28 784
635 WOOD MANUFACTURES, NES	6 405	7 035	3 734	841 MENS. BOYS CLOTHING, X-KNIT	4 442	10 224	5 241
641 PAPER AND PAPERBOARD	257 552	83 641	44 498	842 WOMEN, GIRL CLOTHING, X-KNIT	825	41 339	22 064
642 PAPER, PAPERBOARD, CUT ETC	19 825	15 556	9 003	843 MENS. BOYS CLOTHING, KNIT	55	1 361	2 835
651 TEXTILE YARN	26 304	76 410	40 517	844 WOMEN, GIRLS CLOTHING, KNIT	156	1 541	7 939
652 COTTON FABRICS, WOVEN	4 584	28 478	15 187	845 OTHR. TEXTILE APPAREL NES	522	14 007	4 783
653 FABRICS, MAN-MADE FIBRES	3 372	20 556	10 983	846 CLOTHING ACCESSORS, FABRIC	355	9 042	4 363
654 OTH. TEXTILE FABRIC, WOVEN	6 439	35 023	19 075	848 CLOTHING, NONTEXTL; HEADGEAR	3 777	34 918	18 369
655 KNIT, CROCHET, FABRIC NES	909	4 610	2 445	851 FOOTWEAR	2 839	16 787	8 965
656 TULLE, LACE, EMBROIDRY, ETC	325	3 925	2 088	871 OPTICAL INSTRUMENTS, NES	1 505	45 172	24 108
657 SPECIAL YARN, TEXTL. FABRIC	41 063	53 418	28 552	872 MEDICAL INSTRUMENTS NES	4 918	158 597	84 834
658 TEXTILE ARTICLES NES	1 895	16 841	8 898	873 METERS, COUNTERS, NES	291	2 238	9 833
659 FLOOR COVERINGS, ETC.	4 770	7 688	4 080	874 MEASURE CONTROL INSTRMNT	12 974	295 405	157 518
661 LIME, CEMENT, CONSTR. MATRL	15 969	3 270	1 733	881 PHOTOGRAPH APPAR. ETC. NES	3 392	72 669	38 603
662 CLAY, REFRACT. CONSTR. MATRL	50 167	9 981	5 284	882 PHOTO. CINEMATOGRPH. SUPPL	5 621	22 318	11 937
663 MINERAL MANUFACTURES, NES	12 532	26 507	14 098	893 CINE. FILM EXPOSD. DEVELOPD	13	1 227	124
664 GLASS	29 083	42 263	22 451	894 OPTICAL GOODS NES	638	44 274	23 534
665 GLASSWARE	21 733	42 556	22 810	895 WATCHES AND CLOCKS	1 284	26 693	14 244
666 POTTERY	5 699	24 676	13 178	891 ARMS AND AMMUNITION	374	2 403	1 272
667 PEARLS, PRECIOUS STONES	-	-	-	892 PRINTED MATTER	17 342	69 871	37 259
671 PIG IRON, SPIEGELEISN, ETC	35 639	17 020	9 008	893 ARTICLES, NES, OF PLASTICS	15 312	42 325	22 520
672 INGOTS ETC. IRON OR STEEL	5 313	5 48	294	894 BABY CARRIAGE, TOYS, GAMES	20 056	65 815	35 212
673 FLAT-ROLLED IRON ETC.	476	1 247	663	895 OFFICE, STATIONERY SUPPLS	5 785	39 770	21 217
674 FLAT-ROLLED PLATED IRON	103 252	12 339	6 563	896 WORKS OF ART, ANTIQUE ETC	502	141 338	75 588
675 FLAT-ROLLED, ALLOY STEEL	35 457	9 554	5 070	897 GOLD, SILVERWARE, JEWEL NES	275	61 686	32 901
676 IRON, STL, BAR, SHAPES ETC.	175 806	13 733	7 335	898 MUSICAL INSTRUMENTS, ETC.	9 683	97 903	51 991
677 RAILWAY TRACK IRON, STEEL	3 710	590	314	899 MISC MANUFACTD GOODS NES	2 943	33 462	17 779
678 WIRE OF IRON OR STEEL	1 824	5 626	2 993	951 COIN NONGOLD NONCURRENT	11	195	103
679 TUBES, PIPES, ETC. IRON, STL	6 532	3 387	1 787	971 GOLD, NONMONETARY EXCL ORES	1	611	428
681 SILVER, PLATINUM, ETC.	1 176	97 157	51 977				
682 COPPER	4 274	5 184	2 763	TAIWAN			
683 NICKEL	2 962	11 135	5 901				
684 ALUMINIUM	89 075	51 717	27 282	IMPORTS	3 490 942	5 596 789	2 978 170
685 LEAD	308	264	143				
686 ZINC	1 827	1 960	1 045	025 EGGS, BIRDS, YOLKS, ALBUMIN	153	112	62
689 MISC. NON-FERR. BASE METAL	4 255	23 494	12 431	034 FISH, FRESH, CHILLED, FROZEN	1 993	1 090	576
691 METALLIC STRUCTURES NES	8 416	9 802	5 222	036 CRUSTACEANS, MOLLUSCS ETC	943	662	348
692 CONTAINERS, STORAGE, TRANSP	2 594	3 512	1 878	037 FISH ETC. PREPD, PRSVD. NES	1 227	610	331
693 WIRE PRODUCTS EXCL. ELECT	1 116	2 018	1 084	048 CEREAL PREPARATIONS	1 923	844	444
694 NAILS, SCREWS, NUTS, ETC.	2 802	5 918	3 129	054 VEGETABLES	29 382	11 397	6 034
695 TOOLS	9 904	75 112	39 980	056 VEGETABLES, PRPD, PRSVD, NES	37 066	13 082	6 955
696 CUTLERY	2 024	18 345	9 761	058 FRUIT, PRESERVED, PREPARED	2 390	1 790	416
697 HOUSEHOLD EQUIPMENT, NES	6 242	11 379	6 060	062 SUGAR CONFECTIONERY	1 660	788	951
699 MANUFACT. BASE METAL, NES	45 831	88 383	46 840	074 TEA AND MATE	515	472	252
700 CPL IND PLANT (84/85/87)	3 823	18 071	9 461	081 ANIMAL FEED STUFF	1 133	575	304
711 STEAM GENER. BOILERS, ETC.	276	691	363	098 EDIBLE PROD. PREPRTNS, NES	2 428	954	501
712 STEAM TURBINES	276	3 023	1 643	112 ALCOHOLIC BEVERAGES	607	394	206
713 INTRNL COMBUS PSTN ENGIN	14 100	91 755	49 082	121 TOBACCO, UNMANUFACTURED	596	190	103
714 ENGINES, MOTORS NON-ELECT	765	2 445	1 298	223 OILSEED (OTH. FIX. VEG. OIL)	4	380	208
716 ROTATING ELECTRIC PLANT	5 112	21 335	11 330	232 SYNTHETIC RUBBER, ETC.	29 810	6 219	3 319
718 OTH. POWR. GENRTNG. MACHNRY	1 076	7 891	4 203	248 WOOD, SIMPLY WORKED	221	152	79
721 AGRIC. MACHINES, EX. TRACTR	42 821	39 871	21 278	266 SYNTHETIC FIBRES	6 896	2 216	1 177
722 TRACTORS	2 379	3 163	1 668	268 WOOL, OTHER ANIMAL HAIR	162	204	109
723 CIVIL ENGINEERING EQUIPT	31 640	49 366	26 280	282 FERROUS WASTE AND SCRAP	3 076	791	426
724 TEXTILE, LEATHER MACHINES	60 687	290 402	154 243	284 NICKEL ORES, CONCTR, MATTE	1 061	2 467	1 299
725 PAPER, PULP MILL MACHINES	48 828	152 322	80 463	288 NON-FERROUS WASTE, SCRAP	17 141	6 399	3 372
726 PRINTING, BOOKBINDING MACHS	71 022	350 180	185 398	289 PREC. METAL ORES, CONCTR	647	647	336
727 FOOD-PROCESS. MCH. NON DOM	8 751	47 777	25 402	291 CRUDE ANIMAL MATERLS. NES	4 898	5 883	3 144
728 OTH. MACH. PTS, SPCL INDUST	76 476	318 848	169 056	292 CRUDE VEG. MATERIALS, NES	5 547	3 504	1 874
731 METAL REMOVAL WORK TOOLS	17 262	96 663	51 435	411 ANIMAL OILS AND FATS	1 430	184	99
733 MACH-TOOLS, METAL-WORKING	20 123	72 664	38 491	512 ALCOHOL, PHENOL, ETC. DERIV	879	519	281
735 PARTS, NES, FOR MACH-TOOLS	3 604	44 615	23 802	513 CARBOXYLIC ACIDS, DERIVTS	5 655	1 849	987
737 METALWORKING MACHNRY NES	8 957	43 342	23 188	514 NITROGEN-FUNCT. COMPOUNDS	9 561	3 079	1 634
741 HEATING, COOLING EQUIP, PART	-	-	-	515 ORGANO-INORGANIC COMPNDS	2 739	4 537	2 416
742 PUMPS FOR LIQUIDS, PARTS	8 108	50 367	26 858	516 OTHER ORGANIC CHEMICALS	1 238	3 984	2 139
743 PUMPS NES, CENTRIFUGS ETC	10 056	76 990	40 992	522 INORGANIC CHEM. ELEMENTS	39 820	5 657	3 024
744 MECHANICAL HANDLING EQUIP	27 861	43 797	23 347	523 METAL, SALTS, INORGAN. ACID	1 957	491	268
745 OTH. NONELEC MCH. TOOL, NES	31 082	214 770	114 462	524 OTHER CHEMICAL COMPOUNDS	4 772	1 191	631
746 BALL OR ROLLER BEARINGS	10 440	37 800	20 106	525 RADIO-ACTIVE MATERIALS	10	228	122
747 TAPS, COCKS, VALVES, ETC.	10 203	114 873	61 636	531 SYNTH. COLOURS, LAKES, ETC.	1 033	1 987	1 057
748 TRANSMISSIONS SHAFTS ETC	13 296	46 251	24 617	532 DYEING, TANNING MATERIALS	26	223	120
749 NON-ELECT MACH. PARTS, ETC	3 767	23 751	12 596	533 PIGMENTS, PAINTS, ETC.	104	204	105
751 OFFICE MACHINES	3 227	23 949	12 722	541 MEDICINES, ETC. EXC. GRP542	2 338	4 126	2 202
752 AUTOMATC. DATA PROC. EQUIP	2 010	63 908	33 930	551 ESSENTL OIL, PERFUME, FLAVR	83	115	61
759 PARTS, FOR OFFICE MACHINS	2 971	107 778	57 387	553 PERFUMERY, COSMETICS, ETC.	10 643	16 605	8 803

7 IMPORTS AND EXPORTS (SPECIAL TRADE) BY COUNTRIES OF PRODUCTION AND CONSUMPTION AND BY GROUPS OF THE SITC-REV. III 1989

GROUP DESCRIPTION	DT = 100 KG	1 000 DM	1 000 \$	GROUP DESCRIPTION	DT = 100 KG	1 000 DM	1 000 \$
554 SOAP, CLEANERS, POLISH, ETC	54	95	50	799 SHIP, BOAT, FLOAT, STRUCTRS	15 067	15 832	8 363
562 FERTILIZER, EXCEPT GRP272	1 431	149	81	812 PLUMBING, SANITRY, EQPT, ETC	54	103	55
571 POLYMERS OF ETHYLENE	569	193	106	813 LIGHTING FIXTURES ETC, NES	39 010	64 371	34 144
572 POLYMERS OF STYRENE	20 713	6 737	3 563	821 FURNITURE, CUSHIONS, ETC.	153 104	89 620	47 557
574 POLYACETAL, POLYCARBONATE	26 937	9 500	5 029	831 TRUNK, SUIT-CASES, BAG, ETC	104 104	162 670	86 357
575 OTH. PLASTIC, PRIMARY FORM	35 995	13 456	7 188	841 MENS, BOYS CLOTHING, X-KNIT	21 338	84 684	45 125
579 PLASTIC WASTE, SCRAP ETC	412	273	146	842 WOMEN, GIRL CLOTHING, X-KNIT	32 525	163 333	86 712
581 PLASTIC TUBE, PIPE, HOSE	680	1 341	714	843 MENS, BOYS CLOTHING, KNIT	5 707	22 135	11 709
582 PLASTIC PLATE, SHEETS, ETC	14 587	9 163	4 845	844 WOMEN, GIRLS CLOTHING, KNIT	8 973	33 634	17 811
583 MONOFILAMENT OF PLASTICS	277	1 771	957	845 OTHR. TEXTILE APPAREL, NES	39 671	162 046	86 066
591 INSECTICIDES, ETC.	81	125	68	846 CLOTHING ACCESSRS, FABRIC	9 982	36 284	19 309
592 STARCHES, INULIN, ETC.	571	503	267	848 CLOTHING, NONTEXTL; HEADGEAR	30 107	41 860	22 249
593 EXPLOSIVES, PYROTECHNICS	3 308	1 936	1 037	851 FOOTWEAR	146 401	395 823	210 400
598 MISC. CHEMICAL PRODS, NES	3 218	1 082	569	871 OPTICAL INSTRUMENTS, NES	842	2 367	1 263
611 LEATHER	2 105	7 580	4 044	872 MEDICAL INSTRUMENTS NES	942	2 296	1 217
612 MANUFACT. LEATHER ETC, NES	738	1 516	805	873 METERS, COUNTERS, NES	853	7 593	4 028
621 MATERIALS OF RUBBER	346	449	235	874 MEASURE, CONTROL INSTRMNT	7 599	41 863	22 319
625 RUBBER TYRES, TUBES, ETC.	43 533	24 137	12 820	881 PHOTOGRAPH APPAR. ETC, NES	5 703	46 608	24 839
629 ARTICLES OF RUBBER, NES	11 287	14 493	7 689	882 PHOTO. CINEMATOGRPH. SUPPL	98	308	167
633 CORK MANUFACT.	42	99	52	884 OPTICAL GOODS NES	4 847	28 753	15 356
634 VENEERS, PLYWOOD, ETC.	38 391	11 149	5 923	885 WATCHES AND CLOCKS	14 754	41 194	21 874
635 WOOD MANUFACTURES, NES	25 369	27 217	14 452	891 ARMS AND AMMUNITION	113	527	276
641 PAPER AND PAPERBOARD	477	714	376	892 PRINTED MATTER	4 002	5 942	3 169
642 PAPER, PAPERBOARD, CUT ETC	6 895	8 560	4 537	893 ARTICLES, NES, OF PLASTICS	128 747	116 751	61 999
651 TEXTILE YARN	18 236	12 497	6 663	894 BABY CARRIAGE, TOYS, GAMES	278 333	357 040	189 677
652 COTTON FABRICS, WOVEN	18 986	23 345	12 447	895 OFFICE, STATIONERY SUPPLS	4 470	10 719	5 692
653 FABRICS, MAN-MADE FIBRES	116 759	134 784	71 578	896 WORKS OF ART, ANTIQUE ETC	4 509	1 272	675
654 OTH. TEXTILE FABRIC, WOVEN	5 444	4 233	2 255	897 GOLD, SILVERWARE, JEWEL NES	4 055	39 372	20 908
655 KNIT, CROCHET, FABRIC NES	291	414	221	898 MUSICAL INSTRUMENTS, ETC.	11 536	30 867	16 485
656 TULLE, LACE, EMBROIDRY, ETC	1 634	8 788	4 678	899 MISC MANUFACTRD GOODS NES	59 502	97 030	51 569
657 SPECIAL YARN, TEXTL. FABRIC	5 813	6 047	3 179				
658 TEXTILE ARTICLES NES	15 059	27 683	14 716	EXPORTS	4 522 782	3 988 660	2 122 138
659 FLOOR COVERINGS, ETC.	58	94	50	001 LIVE ANIMALS	161	990	532
661 LIME, CEMENT, CONSTR. MATRL	22 800	7 056	3 752	016 MEAT, ED. OFFL, DRY, SLT, SMK	49	92	48
662 CLAY, REFRCT. CONSTR. MATRL	349	57	30	017 MEAT, OFFL, PRPD, PRSVD, NES	115	214	111
663 MINERAL MANUFACTURES, NES	4 301	4 559	2 429	022 MILK AND CREAM	2 525	322	171
664 GLASS	9 172	7 306	3 872	024 CHEESE AND CURD	150	87	75
665 GLASSWARE	9 920	15 686	8 307	025 EGGS, BIRDS, VOLKS, ALBUMIN	500	136	75
666 POTTERY	79 752	67 922	36 114	026 FISH, FRESH, CHILLED, FROZEN	159	5 338	2 824
667 PEARLS, PRECIOUS STONES				037 FISH, ETC. PREPD, PRSVD, NES	9	81	46
671 PIG IRON, SPIEGEL EISEN, ETC	2 675	522	279	043 BARLEY, UNMILLED	110 000	4 085	2 094
672 INGOTS ETC. IRON OR STEEL	357 070	126 613	67 975	048 CEREAL PREPARATIONS	964	501	268
676 IRON, STL. BAR, SHAPES ETC.	336	71	39	054 VEGETABLES	2 500	2 590	1 348
678 WIRE OF IRON OR STEEL	1 020	805	426	057 FRUIT, NUTS EXCL. OIL NUTS	1 129	1 034	566
679 TUBES, PIPES, ETC. IRON, STL	18 191	7 648	4 063	058 FRUIT, PRESERVED, PREPARED	1 173	991	528
681 SILVER, PLATINUM, ETC.	6	1 012	550	061 SUGARS, MOLASSES, HONEY	15 716	1 505	807
682 COPPER	658	805	434	062 SUGAR CONFECTIONERY	6 083	2 211	1 184
683 NICKEL	486	1 032	552	071 COFFEE, COFFEE SUBSTITUTE	1 055	1 889	1 010
684 ALUMINIUM	221	290	153	073 CHOCOLATE, OTH. COCOA PREP	2 012	1 637	875
689 MISC. NON-FERR. BASE METAL	223	1 285	683	081 ANIMAL FEED STUFF	55 022	9 990	4 987
691 METALLIC STRUCTURES NES	539	366	198	099 EDIBLE PROD. PREPRTNS, NES	2 644	1 259	669
692 CONTAINERS, STORAGE, TRNSP	579	481	256	111 NON-ALCOHOL BEVERAGE, NES	2 300	424	222
693 WIRE PRODUCTS EXCL. TRANSP	2 363	1 315	702	112 ALCOHOLIC BEVERAGES	16 894	2 630	1 377
694 NAILS, SCREWS, NUTS, ETC.	153 349	64 685	34 273	122 TOBACCO, MANUFACTURED	2 086	5 847	3 097
695 TOOLS	136 383	113 161	60 115	232 SYNTHETIC RUBBER, ETC.	22 558	6 142	3 240
696 CUTLERY	10 287	17 359	9 173	247 WOOD ROUGH, ROUGH SQUARED	961	115	59
697 HOUSEHOLD EQUIPMENT, NES	68 738	48 134	25 569	248 WOOD, SIMPLY WORKED	757	258	141
699 MANUFACT. BASE METAL, NES	68 909	73 348	38 880	251 PULP AND WASTE PAPER	18 466	4 314	2 276
713 INTERNAL COMBUS PSTN ENGIN	295	687	364	263 COTTON	1 322	678	362
714 ENGINES, MOTORS NON-ELECT	4	156	78	266 SYNTHETIC FIBRES	56 041	16 162	8 569
716 ROTATING ELECTRIC PLANT	4 963	17 708	9 375	267 OTHER MAN-MADE FIBRES	678	107	56
721 AGRIC. MACHINES, EX. TRACTP	532	633	332	268 WOOL, OTHER ANIMAL HAIR	1 240	1 971	1 042
723 CIVIL ENGINEERING EQUIPT	294	521	280	269 WORN CLOTHING, TEXTL. ARTL	1 649	93	50
724 TEXTILE, LEATHER MACHINES	24 060	51 583	27 309	272 FERTILIZERS, CRUDE	21 439	972	519
725 PAPER, PULP MILL MACHINES	82	307	164	273 STONE, SAND AND GRAVEL	2 311	136	72
726 PRINTING, BOOKBINDING MCHS	401	1 358	717	278 OTHER CRUDE MINERALS	24 970	3 826	2 019
727 FOOD-PROCESS. MCH. NON DOM	84	118	65	282 FERROUS WASTE AND SCRAP	550	193	103
728 OTH. MACH. PTS, SPCL INDUST	4 553	7 707	4 118	285 ALUMINIUM ORE, CONCTR. ETC	248	103	53
731 METAL REMOVAL WORK TOOLS	53 151	58 279	31 111	288 NON-FERROUS WASTE, SCRAP	166 978	28 134	14 888
733 MACH-TOOLS, METAL-WORKING	10 699	5 846	3 051	291 CRUDE ANIMAL MATERIALS, NES	3 775	5 921	3 127
735 PARTS, NES, FOR MACH-TOOLS	2 521	3 960	2 106	292 CRUDE VEG. MATERIALS, NES	365	529	286
737 METALWORKING MACHNRY NES	443	1 517	805	334 PETROLEUM PRODUCTS	33 685	7 519	4 020
741 HEATING, COOLING EQUIP, PART	1 187	2 774	1 497	335 RESIDUAL PETROL. PRODUCTS	18 377	1 983	1 054
742 PUMPS FOR LIQUIDS, PARTS	452	1 109	579	411 ANIMAL OILS AND FATS	31	57	30
743 PUMPS NES, CENTRIFUGS ETC	16 549	18 150	9 619	421 FIXED VEG. FAT, OILS, SOFT	3 474	396	220
744 MECHANICAL HANDLING EQUIP	18 164	7 643	4 076	422 FIXED VEG. FAT, OILS, OTHER	326	85	44
745 OTH. NONELEC MCH. TOOL, NES	10 904	19 914	10 544	431 ANIMAL, VEG. FATS, OILS, NES	11 317	2 340	1 242
746 BALL OR ROLLER BEARINGS	11 338	16 609	8 838	435 HYDROCARBONS, NES, DERIVTS	41 995	10 466	5 506
747 TAPS, COCKS, VALVES, ETC.	4 290	9 909	5 277	512 ALCOHOL, PHENOL, ETC. DERIV	632 259	87 105	46 577
748 TRANSMISSIONS SHAFTS ETC	7 196	5 594	2 961	513 CARBOXYLIC ACIDS, DERIVTS	103 973	22 642	11 985
749 NON-ELECT MACH. PARTS, ETC	928	2 894	1 530	514 NITROGEN-FUNCT. COMPOUNDS	94 151	59 113	31 395
751 OFFICE MACHINES	7 609	49 008	26 117	515 ORGANO-INORGANIC COMPNDS	18 087	22 916	12 092
752 AUTOMATC. DATA PROC. EQUIP	76 847	681 844	364 414	516 OTHER ORGANIC CHEMICALS	76 149	13 260	7 056
759 PARTS, FOR OFFICE MACHINES	50 298	288 713	154 205	522 INORGANIC CHEM. ELEMENTS	108 966	48 094	25 538
761 TELEVISION RECEIVERS ETC	25 095	77 041	41 512	523 METAL. SALTS, INORGAN. ACID	231 710	23 937	12 708
762 RADIO-BROADCAST RECEIVER	57 240	139 695	74 734	524 OTHER CHEMICAL COMPOUNDS	6 544	3 741	1 970
763 SOUND RECORDER, PHONOGRPH	11 189	55 041	29 611	525 RADIO-ACTIVE MATERIALS	1	139	73
764 TELECOMM. EQUIP. PARTS NES	80 330	155 692	82 837	531 SYNTH. COLOURS, LAKES, ETC.	18 428	55 226	29 315
771 ELECT POWER MACHNRY, PARTS	14 858	62 419	33 184	532 DYEING, TANNING MATERIALS	59 672	12 384	6 589
772 ELEC. SWITCH, RELAY, CIRCUIT	18 230	86 775	46 027	533 PIGMENTS, PAINTS, ETC.	61 122	44 035	23 328
773 ELECTR. DISTRIBUT. EQPT NES	29 037	52 556	27 925	541 MEDICINES, ETC. EXC. GRP542	2 151	17 538	9 372
774 ELECTRO-MEDCL. XRAY EQUIP	95	804	433	542 MEDICAMENTS	5 949	32 054	17 053
775 DOM. ELEC. NON-ELEC. EQUIPT	8 476	19 660	10 452	551 ESSNTL. OIL, PERFUME, FLAVR	1 369	3 696	1 973
776 TRANSISTORS, VALVES, ETC.	12 379	185 445	98 836	553 PERFUMERY, COSMETICS, ETC.	3 595	4 981	2 659
778 ELECTRIC. MACH. APPART. NES	75 634	219 268	116 862	554 SOAP, CLEANERS, POLISH, ETC	39 579	19 372	10 321
781 PASS. MOTOR VEHCLS. EX. BUS	216	668	347	562 FERTILIZER, EXCEPT GRP272	17 874	1 764	932
784 PARTS, TRACTORS, MOTOR VEH	7 570	7 508	3 979	571 POLYMERS OF ETHYLENE	14 632	3 331	1 742
785 CYCLES, MOTORCYCLES ETC.	83 629	116 940	61 959	572 POLYMERS OF STYRENE	5 434	1 469	779
786 TRAILERS, SEMI-TRAIL, ETC	6 749	3 910	2 060				

GROUP DESCRIPTION	DT = 100 KG	1 000 DM	1 000 \$	GROUP DESCRIPTION	DT = 100 KG	1 000 DM	1 000 \$
573 POLYMERS,VINYL CHLORIDE	6 834	4 272	2 287	772 ELEC.SWITCH.RELAY.CIRCUT	8 857	55 489	29 435
574 POLYACETAL,POLYCARBONATE	26 255	12 314	6 519	773 ELECTR DISTRIB.EQPT NES	7 119	17 809	9 469
575 OTH.PLASTIC.PRIMARY FORM	138 773	70 570	37 410	774 ELECTRO-MEDCL,XRAY EQUIP	4 416	11 022	5 917
579 PLASTIC WASTE, SCRAP ETC	949	154	81	775 DDM,ELEC,NON-ELEC.EQUIPT	4 577	10 867	5 766
581 PLASTIC TUBE,PIPE,HOSE	1 444	5 096	2 675	776 TRANSISTORS,VALVES,ETC.	5 716	210 000	111 882
582 PLASTIC PLATE,SHEETS,ETC	23 928	27 011	14 938	778 ELECTRIC.MACH.APART.NES	25 304	64 316	34 322
583 MONOFILAMENT OF PLASTICS	2 038	1 548	814	781 PASS.MOTDR VEHCLS.EX.BUS	313 716	873 846	466 348
591 INSECTICIDES, ETC.	11 547	14 143	7 467	782 GOODS,SPCL TRANSPORT VEH	3 601	6 149	3 306
592 STARCHES,INULIN,ETC.	62 409	6 153	3 239	783 ROAD MOTOR VEHICLES NES	1 429	1 968	1 054
593 EXPLOSIVES,PYROTECHNICS	307	471	248	784 PARTS,TRACTORS,MOTOR VEH	23 962	58 658	31 102
597 PREPRD ADDITIVES,LIQUIDS	62 171	25 858	13 805	785 CYCLES,MOTORCYCLES ETC.	1 689	1 324	715
598 MISC.CHEMICAL PRODTS.NES	146 880	76 422	40 530	786 TRAILERS,SEMI-TRAILER,ETC	14 699	7 501	3 983
600 CPL IND PLANT CHAP 69-76	188	616	333	791 RAILWAY VEHICLES.EQUIPNT	619	1 457	751
611 LEATHER	2 016	2 125	1 139	792 AIRCRAFT,ASSOCTD.EQUIPNT	9	1 898	998
612 MANUFACT.LEATHER ETC.NES	10	111	56	793 SHIP,BOAT,FLOAT.STRUCTRS	27	113	59
621 MATERIALS OF RUBBER	761	1 890	1 006	800 CPL IND PLANT CHAP 90/94	84	269	146
625 RUBBER TYRES,TUBES,ETC.	10 701	8 199	4 372	811 PREFABRICATED BUILDINGS	207	175	98
629 ARTICLES OF RUBBER, NES	997	2 290	1 217	812 PLUMBING,SANITRY,EQPT.ETC	293	335	178
634 VENEERS,PLYWOOD, ETC.	32 125	3 705	1 971	813 LIGHTING FIXTURES ETC.NES	793	3 139	1 649
635 WOOD MANUFACTURES, NES	4 183	814	430	821 FURNITURE,CUSHIONS,ETC.	8 995	6 937	3 662
641 PAPER AND PAPERBOARD	36 274	11 028	5 878	831 TRUNK,SUIT-CASES,BAG,ETC	123	1 611	859
642 PAPER,PAPERBOARD,CUT ETC	28 074	20 085	10 549	841 MENS,BOYS CLOTHNG,X-KNIT	57	1 326	695
651 TEXTILE YARN	3 287	3 275	1 741	842 WOMEN,GIRL CLOTHING,KKNIT	157	6 648	3 537
652 COTTON FABRICS,WOVEN	1 734	8 600	4 526	843 MENS,BOYS CLOTHING,KNIT	8	166	87
653 FABRICS,MAN-MADE FIBRES	2 224	11 190	5 954	844 WOMEN,GIRLS CLOTHING,KNIT	40	818	433
654 OTH.TEXTILE FABRIC,WOVEN	6 369	9 939	5 276	845 OTHR.TEXTILE APPAREL,NES	66	1 912	1 021
655 KNIT.CROCHET.FABRIC NES	257	1 900	1 009	846 CLOTHING ACCESSRS,FABRIC	116	1 704	904
656 TULLE,LACE,EMBROIDRY,ETC	89	768	405	848 CLOTHNG,NONXTL;HEADGEAR	164	3 149	1 661
657 SPECIAL YARN,XTL.FABRIC	5 557	11 459	6 079	851 FOOTWEAR	1 379	5 344	2 841
658 TEXTILE ARTICLES NES	370	1 100	585	871 OPTICAL INSTRUMENTS,NES	139	6 320	3 348
659 FLOOR COVERINGS, ETC.	1 513	912	477	872 MEDICAL INSTRUMENTS NES	727	17 025	8 941
661 LIME,CEMENT,CONSTR.MATRL	1 742	364	192	873 METERS,COUNTERS,NES	50	1 375	733
662 CLAY,REFRCT.CONSTR.MATRL	89 821	16 725	8 826	874 MEASURE,CONTROL INSTRMT	4 596	87 450	46 527
663 MINERAL MANUFACTURES,NES	23 036	19 559	10 404	881 PHOTOGRAPH APPAR.ETC.NES	891	7 308	3 860
664 GLASS	30 917	10 720	5 672	882 PHOTO.CINEMATOGRPH.SUPPL	5 279	5 626	3 117
665 GLASSWARE	1 630	3 170	1 667	884 OPTICAL GOODS NES	74	4 633	2 453
666 POTTERY	167	462	246	885 WATCHES AND CLOCKS	404	4 209	2 247
667 PEARLS,PRECIOUS STONES				891 ARMS AND AMMUNITION	173	491	257
671 PIG IRON,SPICIELEISH,ETC	3 990	1 321	697	892 PRINTED MATTER	1 376	3 515	1 858
672 INGOTS ETC.IRON DR STEEL	20 082	1 044	521	893 ARTICLES,NES,OF PLASTICS	4 609	10 145	5 373
673 FLAT-ROLLED IRON ETC.	11 761	2 574	1 363	894 BABY CARRIAGE,TOYS,GAMES	3 480	7 038	3 754
674 FLAT-ROLLED PLATED IRON	2 207	738	392	895 OFFICE,STATIONERY SUPPLS	1 859	7 929	

7 IMPORTS AND EXPORTS (SPECIAL TRADE) BY COUNTRIES OF PRODUCTION AND CONSUMPTION AND BY GROUPS OF THE SITC-REV. III 1989

GROUP DESCRIPTION	DT = 100 KG	1 000 DM	1 000 \$	GROUP DESCRIPTION	DT = 100 KG	1 000 DM	1 000 \$
611 LEATHER	180	400	209	895 OFFICE, STATIONERY SUPPLS	3 658	3 174	1 675
612 MANUFACT. LEATHER ETC. NES	131	445	234	896 WORKS OF ART, ANTIQUE ETC	386	6 661	3 556
613 FURSKINS, TANNED, DRESSED	171	1 460	767	897 GOLD, SILVERWARE, JEWEL NES	3 510	75 968	40 362
621 MATERIALS OF RUBBER	102	257	136	898 MUSICAL INSTRUMENTS, ETC.	9 753	29 551	15 682
625 RUBBER TYRES, TUBES, ETC.	71	182	97	899 MISC MANUFACTD GOODS NES	19 369	33 009	17 493
629 ARTICLES OF RUBBER, NES	489	661	350	901 COIN NONGOLD NONCURRENT	.	.	.
635 WOOD MANUFACTURES, NES	3 657	2 350	1 253	972 GOLD, NONMONETARY EXCL DRES	.	.	.
641 PAPER AND PAPERBOARD	20 885	1 961	1 053			435	235
642 PAPER, PAPERBOARD, CUT ETC	9 633	8 694	4 630	EXPORTS	3 988 289	3 398 605	1 801 737
651 TEXTILE YARN	275	1 558	832				
652 COTTON FABRICS, WOVEN	6 543	6 743	3 584	012 OTHER MEAT, MEAT OFFAL	39 379	7 783	4 114
653 FABRICS, MAN-MADE FIBRES	429	1 137	594	013 MEAT, ED, OFFL, DRY, SLT, SMK	288	288	151
654 OTH. TEXTILE FABRIC, WOVEN	484	7 575	4 050	017 MEAT, OFFL, PRPD, PRSVD, NES	481	747	394
655 KNIT, CROCHET FABRIC NES	452	915	492	022 MILK AND CREAM	5 384	1 016	543
656 TULLE, LACE, EMBROIDRY, ETC	273	1 999	1 063	024 CHEESE AND CURD	347	376	197
657 SPECIAL YARN, TXTL FABRIC	172	370	197	025 EGGS, BIRDS, YOLKS, ALBUMIN	10 825	1 636	870
658 TEXTILE ARTICLES NES	11 493	32 486	17 337	026 FISH, FRESH, CHILLED, FROZEN	7	238	128
659 FLOOR COVERINGS, ETC.	495	2 144	1 141	034 FISH ETC. PREPD, PRSVD, NES	146	568	311
661 LIME, CEMENT, CONSTR. MATRL	835	250	130	037 CEREAL PREPARATIONS	13 599	1 389	742
663 MINERAL MANUFACTURES, NES	88	126	67	048 VEGETABLES	641	1 047	555
664 GLASS	2 072	2 935	1 547	054 VEGETABLES, PRPD, PRSVD, NES	715	276	147
665 GLASSWARE	2 631	2 034	1 071	056 FRUIT, NUTS EXCL OIL NUTS	283	293	161
666 POTTERY	2 451	1 851	989	057 FRUIT, PRESERVED, PREPARED	1 550	1 045	572
667 PEARLS, PRECIOUS STONES	.	.	.	058 FRUIT, VEGETABLE JUICES	1 211	220	116
671 PIG IRON, SPIEGELEISEN, ETC	1 262	425	227	061 SUGARS, MOLASSES, HONEY	50 500	2 814	1 529
681 SILVER, PLATINUM, ETC.	80	2 769	1 499	062 SUGAR CONFECTIONERY	10 054	2 259	1 415
682 COPPER	47	187	100	071 COFFEE, COFFEE SUBSTITUTE	1 479	1 467	777
683 NICKEL	84	300	159	073 CHOCOLATE, TCH. COCOA PREP	4 678	3 326	1 780
687 TIN	2 574	4 398	2 338	075 SPICES	56	65	37
689 MISC. NON-FERR. BASE METAL	3 480	1 772	944	081 ANIMAL FEED STUFF	6 878	4 001	2 104
692 CONTAINERS, STORAGE, TRNSP	716	530	286	088 EDIBLE PROD. PREPRTNS, NES	5 071	4 218	2 215
693 WIRE PRODUCTS EXCL. ELECT	219	150	80	111 NON-ALCOHOL. BEVERAGE, NES	2 287	411	233
694 NAILS, SCREWS, NUTS, ETC.	2 732	2 419	1 293	112 ALCOHOLIC BEVERAGES	12 864	3 438	1 826
695 TOLU	6 563	7 410	3 928	122 TOBACCO, MANUFACTURED	1 014	2 643	1 415
696 CUTLERY	3 813	7 441	3 947	211 HIDES, SKINS (EX. FURS), RAW	19 302	8 491	4 548
697 HOUSEHOLD EQUIPMENT, NES	30 018	32 484	17 303	212 FURSKINS, RAW	13	401	217
699 MANUFACT. BASE METAL NES	7 186	10 710	5 678	232 SYNTHETIC RUBBER, ETC.	19 724	6 807	3 635
713 INTRNL COMBUS PSTN ENGIN	137	237	122	263 COTTON	9 656	2 145	1 127
714 ENGINES, MOTORS, NON-ELECT	71	10 160	5 263	267 OTHER MAN-MADE FIBRES	19 299	14 703	7 733
716 ROTATING ELECTRIC PLANT	10 555	27 309	14 503	268 WOOD, OTHER ANIMAL HAIR	413	664	344
723 CIVIL ENGINEERING EQUIPT	112	118	62	273 STONE, SAND AND GRAVEL	5 254	237	126
724 TEXTILE, LEATHER MACHINES	404	1 028	554	274 SULPHUR, UNRSTD, IRON PYRS	5 402	320	172
726 PRINTING, BOOKBINDING MACHS	275	1 374	729	277 NATURAL ABRASIVES, NES	3	291	152
728 OTH. MACH. PTS, SPLD INDOUST	420	1 918	1 012	278 OTHER CRUDE MINERALS	79 586	1 129	594
731 METAL REMOVAL WORK TOOLS	219	337	179	285 ALUMINIUM ORE, CONCTR, ETC	170 589	12 263	6 597
733 MACH-TOOLS, METAL-WORKING	54	729	376	288 NON-FERROUS WASTE, SCRAP	1 643	127	65
735 PARTS, NES, FOR MACH-TOOLS	217	241	130	291 CRUDE ANIMAL MATERIALS, NES	516	2 096	1 125
737 METALWORKING MACHNRY NES	2 361	3 832	2 039	292 CRUDE VEG. MATERIALS, NES	753	806	424
741 HEATING, COOLING EQUIP, PART	1 638	2 802	1 490	332 BRIQUETTES, LIGNITE, PEAT	3 392	136	71
742 PUMPS FOR LIQUIDS, PARTS	131	319	170	334 PETROLEUM PRODUCTS	11 276	2 344	1 236
743 PUMPS NES, CENTRIFUGS ETC	2 123	1 971	1 037	395 RESIDUAL PETROL. PRODUCTS	1 317	209	114
744 MECHANICAL HANDLING EQUIP	2 315	224	121	421 FIXED VEG. FAT, OILS, SOFT	866 786	76 383	40 652
745 OTH. NONELEC MCH, TOOL, NES	2 946	7 862	4 169	422 FIXED VEG. FAT, OILS, OTHER	5 052	213	116
746 BALL OR ROLLER BEARINGS	388	453	245	431 ANIMAL, VEG. FATS, OILS, NES	9 409	1 783	943
747 TAPS, COCKS, VALVES, ETC.	81	185	91	511 HYDROCARBONS, NES, DERIVTS	8 989	2 775	1 479
748 TRANSMISSIONS, SHAFTS ETC	746	573	299	512 ALCOHOL, PHENOL, ETC. DERIV	15 701	4 972	2 606
749 NON-ELECT MACH. PARTS, ETC	68	951	501	513 CARBOXYLIC ACIDS, DERIVTS	134 996	21 800	11 508
751 OFFICE MACHINES	13 843	66 255	35 217	514 NITROGEN-FUNCT. COMPOUNDS	11 671	8 480	4 537
752 AUTOM. CTC. DATA PROC. EQUIP	25 956	374 712	199 670	515 ORGANO-INORGANIC COMPNDS	5 440	5 960	3 155
759 PARTS, FOR OFFICE MACHINES	5 577	57 007	30 493	516 OTHER ORGANIC CHEMICALS	10 426	5 257	2 781
761 TELEVISION RECEIVERS ETC	22 955	53 375	28 432	522 INORGANIC CHEM. ELEMENTS	48 940	8 963	4 754
762 RADIO-BROADCAST RECEIVER	28 470	72 942	39 022	523 METAL SALTS, INORGAN. ACID	33 095	7 591	4 022
763 SOUND RECORDER, PHONOGRPH	5 600	27 319	14 604	524 OTHER CHEMICAL COMPOUNDS	2 186	46 101	24 583
764 TELECOMM. EQUIP, PARTS NES	10 825	46 645	25 022	525 RADIO-ACTIVE MATERIALS	51	176	98
771 ELECT POWER MACHNRY, PARTS	11 099	53 425	28 440	531 SYNTH. COLOURS, LAKES, ETC.	64 563	239 048	126 825
772 ELEC. SWITCH, RELAY, CIRCUIT	7 606	45 000	23 893	532 DYEING, TANNING MATERIALS	20 619	5 311	2 803
773 ELECTR DISTRIB. EOPT NES	1 078	3 289	1 748	533 PIGMENTS, PAINTS, ETC.	29 820	26 448	14 011
774 ELECTRO-MEDCL, XRAY EQUIP	11	212	115	541 MEDICINES, ETC. EXC. GRP542	4 272	23 539	12 504
775 DOM. ELEC. NON-ELEC. EQUIP	40 473	94 965	50 417	542 MEDICAMENTS	8 473	38 057	20 180
776 TRANSISTORS, VALVES, ETC.	1 681	81 460	43 428	551 ESSENTL. OIL, PERFUME, FLAVR	1 751	5 478	2 907
778 ELECTRIC. MACH. APPART. NES	16 539	66 595	35 237	553 PERFUMERY, COSMETICS, ETC.	10 360	14 948	7 930
781 PASS. MOTOR VEHCLS. EX. BUS	39	121	65	554 SOAP, CLEANERS, POLISH, ETC	50 368	18 146	9 582
784 PARTS, TRACTORS, MOTOR VEH	24	128	68	562 FERTILIZER, EXCEPT GRP272	10 270	494	256
785 CYCLES, MOTORCYCLES ETC.	307	355	187	571 POLYMERS OF ETHYLENE	14 870	3 897	2 057
786 TRAILERS, SEMI-TRAILR, ETC	4 846	515	268	572 POLYMERS OF STYRENE	102 728	31 528	16 699
813 LIGHTING FIXTURES ETC. NES	13 923	21 694	11 520	573 POLYMERS, VINYL CHLORIDE	40 794	9 330	4 941
821 FURNITURE, CUSHIONS, ETC.	2 349	3 780	2 008	574 POLYACETAL, POLYCARBONATE	34 554	19 317	10 177
831 TRUNK, SUIT-CASES, BAG, ETC	30 150	57 700	30 555	575 OTH. PLASTIC, PRIMARY FORM	128 265	47 689	25 285
841 MENS, BOYS CLOTHING, X-KNIT	186 570	691 822	368 261	579 PLASTIC WASTE, SCRAP ETC	37 174	2 516	1 334
842 WOMEN, GIRL CLOTHING, X-KNIT	126 462	797 682	424 542	581 PLASTIC TUBE, PIPE, HOSE	570	1 344	709
843 MENS, BOYS CLOTHING, KNIT	22 142	87 171	46 412	582 PLASTIC PLATE, SHEETS, ETC	29 612	28 504	15 183
844 WOMEN, GIRLS CLOTHING, KNIT	30 045	134 536	71 614	583 MONOFILAMENT OF PLASTICS	890	640	344
845 OTHR. TEXTILE APPAREL, NES	105 169	613 618	326 945	591 INSECTICIDES, ETC.	720	1 037	542
846 CLOTHING ACCESSRS, FABRIC	7 423	19 718	10 473	592 STARCHES, INULIN, ETC.	98 192	8 995	4 789
848 CLOTHING, NONTXTL, HEADGEAR	12 238	33 890	18 050	593 EXPLOSIVES, PYROTECHNICS	56	165	88
851 FOOTWEAR	9 142	14 005	7 429	597 PREPRD ADDITIVES, LIQUIDS	30 756	11 381	6 019
871 OPTICAL INSTRUMENTS, NES	1 348	9 955	5 314	600 MISC. CHEMICAL PRODS, NES	120 982	63 962	33 921
872 MEDICAL INSTRUMENTS NES	6 459	12 051	6 429	608 CPL IND PLANT CHAP 69-76	130	532	276
873 METERS, COUNTERS, NES	391	6 059	3 200	611 LEATHER	7 931	8 588	4 545
874 MEASURE, CONTROL INSTRMNT	2 517	27 329	14 524	612 MANUFACT. LEATHER ETC. NES	48	794	416
881 PHOTOGRAPH APPAR. ETC. NES	4 318	57 372	30 454	613 FURSKINS, TANNED, DRESSED	243	12 243	6 474
882 PHOTO. CINEMATOGRPH. SUPPL	1 319	8 874	4 687	621 MATERIALS OF RUBBER	6 903	3 149	1 663
883 CINE. FILM EXPOSD. DEVLPO	1	99	54	625 RUBBER TYRES, TUBES, ETC.	1 406	1 331	707
884 OPTICAL GOODS NES	1 422	12 030	6 404	629 ARTICLES OF RUBBER, NES	817	2 825	1 506
885 WATCHES AND CLOCKS	14 964	293 266	156 112	634 VENEERS, PLYWOOD, ETC.	1 462	394	208
891 ARMS AND AMMUNITION	26	228	124	635 WOOD MANUFACTURES, NES	2 821	1 245	668
892 PRINTED MATTER	14 608	13 900	7 387	641 PAPER AND PAPERBOARD	171 385	35 742	18 925
893 ARTICLES, NES, OF PLASTICS	41 815	35 826	19 101	642 PAPER, PAPERBOARD, CUT ETC	55 228	23 125	12 252
894 BABY CARRIAGE, TOYS, GAMES	54 827	101 725	54 245				

7 IMPORTS AND EXPORTS (SPECIAL TRADE) BY COUNTRIES OF PRODUCTION AND CONSUMPTION AND BY GROUPS OF THE SITC-REV. III 1989

GROUP DESCRIPTION	DT = 100 KG	1 000 DM	1 000 \$	GROUP DESCRIPTION	DT = 100 KG	1 000 DM	1 000 \$
651 TEXTILE YARN	2 299	5 970	3 159	851 FOOTWEAR	669	4 353	2 304
652 COTTON FABRICS, WOVEN	5 013	19 903	10 574	871 OPTICAL INSTRUMENTS, NES	65	3 271	1 758
653 FABRICS, MAN-MADE FIBRES	8 291	32 826	17 443	872 MEDICAL INSTRUMENTS NES	496	11 872	6 346
654 OTH. TEXTILE FABRIC, WOVEN	2 077	9 692	5 157	873 METERS, COUNTERS, NES	57	838	448
655 KNIT, CROCHET, FABRIC NES	1 473	6 832	3 643	874 MEASURE, CONTROL INSTRMNT	1 966	37 528	19 886
656 TULLE, LACE, EMBROIDRY, ETC	652	4 495	2 380	881 PHOTOGRAPH APPAR. ETC. NES	1 164	21 471	11 401
657 SPECIAL YARN, TXTL. FABRIC	24 111	59 496	31 587	882 PHOTO. CINEMATOGRPH. SUPPL	38 661	47 171	25 128
658 TEXTILE ARTICLES NES	646	2 294	1 203	883 CINE. FILM EXPOSD. DEVELOPD	8	88	48
659 FLOOR COVERINGS, ETC.	1 987	3 315	1 759	884 OPTICAL GOODS NES	167	18 010	9 584
661 LIME, CEMENT, CONSTR. MATRL	1 131	300	158	885 WATCHES AND CLOCKS	948	122 337	65 011
662 CLAY, REFRCT. CONSTR. MATRL	59 117	7 373	3 907	891 ARMS AND AMMUNITION	35	174	91
663 MINERAL MANUFACTURES, NES	4 483	5 818	3 088	892 PRINTED MATTER	4 381	6 363	3 379
664 GLASS	56 894	11 790	6 264	893 ARTICLES, NES, OF PLASTICS	7 717	10 527	5 601
665 GLASSWARE	7 830	10 480	5 553	894 BABY CARRIAGE, TOYS, GAMES	4 008	5 812	3 090
666 POTTERY	1 679	3 917	2 073	895 OFFICE, STATIONERY SUPPLS	2 603	24 909	13 261
667 PEARLS, PRECIOUS STONES	.	.	.	896 WORKS OF ART, ANTIQUE ETC	29	4 255	2 182
673 FLAT-ROLLED IRON ETC.	9 457	832	446	897 GOLD, SILVERWARE, JEWEL NES	160	33 824	17 946
674 FLAT-ROLLED PLATED IRON	11 843	1 909	988	898 MUSICAL INSTRUMENTS, ETC.	4 741	14 452	7 707
675 FLAT-ROLLED, ALLOY STEEL	47 041	18 796	9 988	899 MISC MANUFACTRD GOODS NES	3 625	15 685	8 301
676 IRON, STL. BAR, SHAPES ETC.	61 865	6 063	3 253	941 COMPL IND PLANT CHAPT 99	3 288	4 128	2 205
678 WIRE OF IRON OR STEEL	1 866	933	494	971 GOLD, NONMONTY EXCL DRES	50	128 170	68 421
679 TUBES, PIPES, ETC. IRON, STL	35 829	7 817	4 179	972	57	30	30
681 SILVER, PLATINUM, ETC.	24 247	12 830	12 830				
682 COPPER	33 593	32 303	17 172	MACAO			
683 NICKEL	561	1 560	833				
684 ALUMINIUM	19 575	12 403	6 530	IMPORTS	116 374	351 633	186 884
685 LEAD	374	91	47				
686 ZINC	2 667	1 372	733	036 CRUSTACEANS, MOLLUSCS ETC	62	84	46
689 MISC. NON-FERR. BASE METAL	70	421	220	612 MANUFACT. LEATHER ETC. NES	143	485	258
691 METALLIC STRUCTURES NES	19 135	13 519	7 222	658 TEXTILE ARTICLES NES	17	91	48
692 CONTAINERS, STORAGE, TRNSP	2 688	4 528	2 469	666 POTTERY	394	727	388
693 WIRE PRODUCTS EXCL. ELECT	6 242	3 331	1 791	716 ROTATING ELECTRIC PLANT	46	88	47
694 NAILS, SCREWS, NUTS, ETC.	985	2 035	1 060	752 AUTOMATC. DATA PROC. EQUIP	48	80	44
695 TOOLS	3 773	20 284	10 777	762 RADIO-BROADCAST RECEIVER	28	59	31
696 CUTLERY	792	5 928	3 130	813 LIGHTING FIXTURES ETC. NES	150	261	135
697 HOUSEHOLD EQUIPMENT, NES	1 664	4 078	2 168	821 FURNITURE, CUSHIONS, ETC.	62	81	43
699 MANUFACTS. BASE METAL, NES	9 763	17 215	9 113	831 TRUNK, SUIT-CASES, BAG, ETC	68	436	231
700 CPL IND PLANT (84/85/87)	8	194	98	841 MENS, BOYS CLOTHING, X-KNIT	34 208	86 132	45 687
711 STEAM GENER. BOILERS, ETC.	6 280	6 944	3 707	842 WOMEN, GIRL CLOTHING, X-KNIT	16 651	53 046	28 241
713 INTRNL COMBUS PSTN ENGIN	2 595	17 478	9 288	843 MENS, BOYS CLOTHING, KNIT	3 765	12 916	6 897
714 ENGINES, MOTORS NON-ELECT	99	10 056	5 235	844 WOMEN, GIRLS CLOTHING, KNIT	3 661	13 408	7 096
716 ROTATING ELECTRIC PLANT	2 523	8 808	4 669	845 OTHR. TEXTILE APPAREL, NES	32 535	144 406	76 752
718 OTH. POWR. GENRTNG. MACHNRY	378	1 878	1 002	846 CLOTHING ACCESSRS, FABRIC	2 185	5 598	2 983
721 AGRIC. MACHINES, EX. TRACTR	281	240	126	848 CLOTHING, NONXTL; HEADGEAR	62	308	161
723 CIVIL ENGINEERING EQUIPT	10 354	20 407	10 891	851 FOOTWEAR	36	220	117
724 TEXTILE, LEATHER MACHINES	22 154	118 822	62 884	881 PHOTOGRAPH APPAR. ETC. NES	26	225	116
725 PAPER, PULP MILL MACHINES	5 280	14 382	7 696	894 BABY CARRIAGE, TOYS, GAMES	21 285	29 793	15 883
726 PRINTNG, BOOKBINDING MACHS	19 970	75 082	39 877	896 WORKS OF ART, ANTIQUE ETC	6	333	177
727 FOOD-PROCESS. MCH. NON DOM	4 784	12 935	7 255	898 MUSICAL INSTRUMENTS, ETC.	652	2 153	1 133
728 OTH. MACH. PTS, SPCL INDUST	11 479	47 155	25 049	899 MISC MANUFACTRD GOODS NES	127	300	158
731 METAL REMOVAL WORK TOOLS	1 126	5 146	2 737				
733 MACH-TOOLS, METAL-WORKING	1 929	5 935	3 093	EXPORTS	7 994	5 613	2 981
735 PARTS, NES, FOR MACH-TOOLS	894	3 994	2 129				
737 METALWORKING MACHNRY NES	897	5 234	2 785	531 SYNTH. COLOURS, LAKES, ETC.	23	136	71
741 HEATING, COOLING EQUIP, PART	.	.	.	542 MEDICAMENTS	39	129	70
742 PUMPS FOR LIQUIDS, PARTS	4 828	13 649	7 235	642 PAPER, PAPERBOARD, CUT ETC	6 656	1 275	677
743 PUMPS NES, CENTRIFUGS ETC	5 709	17 267	9 142	651 TEXTILE YARN	22	136	74
744 MECHANICAL HANDLING EQUIP	20 537	23 059	12 205	653 FABRICS, MAN-MADE FIBRES	2	107	58
745 OTH. NONELEC MCH, TOOL, NES	4 603	23 774	12 600	657 SPECIAL YARN, TXTL. FABRIC	9	94	48
746 BALL OR ROLLER BEARINGS	355	2 519	1 347	716 ROTATING ELECTRIC PLANT	29	84	43
747 TAPS, COCKS, VALVES, ETC.	4 981	18 914	10 048	728 OTH. MACH. PTS, SPCL INDUST	198	639	324
748 TRANSMISSIONS SHAFTS ETC	861	4 979	2 639	743 PUMPS NES, CENTRIFUGS ETC	2	73	40
749 NON-ELECT MACH. PARTS, ETC	738	5 107	2 720	744 MECHANICAL HANDLING EQUIP	564	1 066	579
751 OFFICE MACHINES	3 514	17 165	9 154	745 OTH. NONELEC MCH, TOOL, NES	5	77	41
752 AUTOMATC. DATA PROC. EQUIP	832	15 026	7 926	772 ELEC. SWITCH, RELAY, CIRCUIT	59	328	176
759 PARTS, FOR OFFICE MACHINS	2 666	24 196	12 692	778 ELECTRIC MACH. APPART. NES	7	128	65
761 TELEVISION RECEIVERS ETC	681	2 324	1 233	781 PASS. MOTOR VEHCLS. EX. BUS	135	524	273
762 RADIO-BROADCAST RECEIVER	693	3 572	1 911	874 MEASURE, CONTROL INSTRMNT	14	208	114
763 SOUND RECORDER, PHONOGRPH	333	3 081	1 651	893 ARTICLES, NES, OF PLASTICS	31	105	55
764 TELECOMM. EQUIP. PARTS NES	1 485	11 730	6 240				
771 ELECT POWER MACHNRY, PARTS	7 019	8 490	4 494	AUSTRALIA			
772 ELEC. SWITCH, RELAY, CIRCUIT	5 962	35 128	18 703	IMPORTS	80 161 043	2 248 298	1 196 459
773 ELECTR. DISTRIB. EQPT NES	8 221	9 807	5 212				
774 ELECTRO-MEDCL. XRAY EQUIP	1 369	18 544	9 807	011 BOVINE MEAT	10 208	8 826	4 718
775 DOM. ELEC. NON-ELEC. EQUIPT	9 159	23 967	12 745	012 OTHER MEAT, MEAT OFFAL	40 049	30 277	16 269
776 TRANSISTORS, VALVES, ETC.	18 931	156 962	83 408	024 CHEESE AND CURD	5 982	1 736	954
778 ELECTRIC MACH. APPART. NES	15 489	48 740	25 892	034 FISH, FRESH, CHILLED, FROZN	1 652	2 111	1 128
781 PASS. MOTOR VEHCLS. EX. BUS	61 388	217 041	114 830	036 CRUSTACEANS, MOLLUSCS ETC	110	280	150
782 GOODS, SPCL TRANSPORT VEH	11 347	13 031	6 966	041 WHEAT, MESLIN, UNMILLED	1 891	152	82
783 ROAD MOTOR VEHICLES NES	4 306	6 454	3 317	043 BARLEY, UNMILLED	9 419	314	161
784 PARTS, TRACTORS, MOTOR VEH	10 734	39 139	20 838	045 OTHER CEREALS, UNMILLED	193 108	7 878	4 215
785 CYCLES, MOTORCYCLES ETC.	370	297	157	054 VEGETABLES	283 055	15 611	8 050
786 TRAILERS, SEMI-TRAILER, ETC	13 123	15 274	8 074	056 VEGETABLES, PRPD, PRSD, NES	140	88	45
791 RAILWAY VEHICLES, EQUIPNT	6 743	10 297	5 448	057 FRUIT, NUTS EXCL. OIL NUTS	169 351	41 745	22 175
792 AIRCRAFT, ASSOCTD. EQUIPNT	21	6 621	3 560	058 FRUIT, PRESERVED, PREPARED	11 711	1 743	931
793 SHIP, BOAT, FLOAT, STRUCTRS	338 719	103 466	53 813	059 FRUIT, VEGETABLE JUICES	181	72	36
800 CPL IND PLANT CHAP 90/94	30	296	149	061 SUGARS, MOLASSES, HONEY	222 778	8 393	4 548
811 PREFABRICATED BUILDINGS	747	388	207	062 SUGAR CONFECTIONERY	1 268	1 021	548
812 PLUMBNG, SANITRY, EQPT. ETC	853	1 336	6 608	071 COFFEE, COFFEE SUBSTITUTE	524	233	125
813 LIGHTNG FIXTURES ETC. NES	3 499	12 476	11 498	098 EDIBLE PRDD, PREPRMNS, NES	130	416	220
821 FURNITURE, CUSHIONS, ETC.	17 607	21 515	12 219	112 ALCOHOLIC BEVERAGES	1 681	1 115	593
831 TRUNK, SUIT-CASES, BAG, ETC	1 228	22 960	3 747	211 HIDES, SKINS (EX. FURS), RAW	68 581	22 580	12 081
841 MENS, BOYS CLOTHING, X-KNIT	448	7 042	3 747	212 FURSKINS, RAW	279	1 461	762
842 WOMEN, GIRL CLOTHING, X-KNIT	848	27 330	14 509	222 OILSEED (SFT. FIX VEG. OIL)	10 706	1 229	649
843 MENS, BOYS CLOTHING, KNIT	14	268	429	223 OILSEED (OTH. FIX. VEG. OIL)	9 072	1 463	776
844 WOMEN, GIRLS CLOTHING, KNIT	61	816	2 556	248 WOOD, SIMPLY WORKED	1 194	114	60
845 OTHR. TEXTILE APPAREL, NES	231	4 829	2 026	251 PULP AND WASTE PAPER	1 040	94	53
846 CLOTHING ACCESSRS, FABRIC	572	3 828	4 076	263 COTTON!	9 118	2 662	1 455
848 CLOTHING, NONXTL; HEADGEAR	303	7 688					

7 IMPORTS AND EXPORTS (SPECIAL TRADE) BY COUNTRIES OF PRODUCTION AND CONSUMPTION AND BY GROUPS OF THE SITC-REV. III 1989

GROUP DESCRIPTION	DT = 100 KG	1 000 DM	1 000 \$	GROUP DESCRIPTION	DT = 100 KG	1 000 DM	1 000 \$
268 WOOL, OTHER ANIMAL HAIR	403 232	574 100	304 993	881 PHOTOGRAPH APPAR. ETC. NES	249	1 819	926
277 NATURAL ABRASIVES, NES	3 903	960	504	882 PHOTO. CINEMATOGRPH. SUPPL	167	1 971	1 020
278 OTHER CRUDE MINERALS	145 849	4 142	2 214	883 CINE. FILM EXPOS. DEVELPD	1	113	56
281 IRON ORE, CONCENTRATES	64 096 935	299 325	160 134	884 OPTICAL GOODS NES	281	4 011	2 123
282 FERROUS WASTE AND SCRAP	37 403	7 480	3 941	885 WATCHES AND CLOCKS	3	66	33
283 COPPER ORES, CONCENTRATES	21 715	5 845	3 156	891 ARMS AND AMMUNITION	983	936	498
284 NICKEL ORES, CONCENTR. MATTE	102 982	202 600	107 740	892 PRINTED MATTER	679	1 247	664
285 ALUMINIUM ORE, CONCENTR. ETC	8 575 793	186 819	99 616	893 ARTICLES, NES, OF PLASTICS	264	1 707	352
287 ORE, CONCENTR. BASE METALS	2 672 035	155 948	82 257	894 BABY CARRIAGE, TOYS, GAMES	405	1 707	910
288 NON-FERROUS WASTE, SCRAP	162 324	10 314	5 479	896 WORKS OF ART, ANTIQUE ETC	22	4 282	2 220
289 PREC. METAL ORES, CONCENTR.	143	14 456	8 136	897 GOLD, SILVERWARE, JEWEL NES	1	59	30
291 CRUDE ANIMAL MATERIALS, NES	5 772	15 396	8 177	898 MUSICAL INSTRUMENTS, ETC.	191	2 398	1 278
292 CRUDE VEG. MATERIALS, NES	47 754	7 503	4 002	899 MISC. MANUFACTURED GOODS NES	5	84	2 104
321 COAL, NOT AGGLOMERATED	2 086 488	17 058	9 275	961 COIN NONGOLD NONCURRENT	10	14 724	8 033
325 COKE, SEMI-COKE, RET. CARBN	288 279	4 441	2 343	971 GOLD, NONMONTRY EXCL DRES	14	31 676	16 356
411 ANIMAL OILS AND FATS	10 312	684	366	972	20	41 062	22 384
421 FIXED VEG. FAT, OILS, SOFT	4 985	963	509				
422 FIXED VEG. FAT, OILS, OTHER	5 125	610	317	EXPORTS	4 500 656	4 739 036	2 522 056
431 ANIMAL, VEG. FATS, OILS, NES	1 998	1 155	618	001 LIVE ANIMALS	188	341	193
515 ORGANO-INORGANIC COMPOUNDS	55	119	61	017 MEAT, OFFL. PRPD, PRSVD, NES	480	651	349
516 OTHER ORGANIC CHEMICALS	31	66	33	024 CHEESE AND CURD	12 626	9 579	5 072
522 INORGANIC CHEM. ELEMENTS	55 875	3 385	1 922	034 FISH, FRESH, CHILLED, FROZEN	307	130	68
524 OTHER CHEMICAL COMPOUNDS	1 317	1 212	660	037 FISH ETC. PREPD, PRSVD, NES	7 825	5 453	2 903
525 RADIO-ACTIVE MATERIALS	2 723	29 735	15 759	048 CEREAL PREPARATIONS	10 700	4 298	2 269
533 PIGMENTS, PAINTS, ETC.	580	300	1 059	054 VEGETABLES	5	138	58
541 MEDICINES, ETC. EXC. GRP542	57	1 918	1 025	056 VEGETABLES, PRPD, PRSVD, NES	5 458	2 147	1 147
542 MEDICAMENTS	34	379	204	057 FRUIT, NUTS, EXCL. OIL NUTS	979	981	523
551 ESSENTIAL OIL, PERFUME, FLAVR	121	357	190	058 FRUIT, PRESERVED, PREPARED	975	425	220
581 PLASTIC TUBE, PIPE, HOSE	19	731	388	059 FRUIT, VEGETABLE JUICES	1 028	609	328
582 PLASTIC PLATE, SHEETS, ETC	2 151	79	1 135	061 SUGARS, MOLASSES, HONEY	2 899	427	229
591 INSECTICIDES, ETC.	978	2 168	1 135	062 SUGAR CONFECTIONERY	5 185	2 244	1 192
598 MISC. CHEMICAL PRODS. NES	26	318	167	071 COFFEE, COFFEE SUBSTITUTE	7 763	9 064	4 782
611 LEATHER	136	1 008	542	072 COCOA	3 252	1 449	771
612 MANUFACT. LEATHER ETC. NES	80	504	262	073 CHOCOLATE, OTH. COCOA PREP	9 779	7 771	4 181
613 FURSKINS, TANNED, DRESSED	175	365	193	074 TEA AND MATE	99	120	64
628 RUBBER TYRES, TUBES, ETC.	1 353	1 025	577	075 SPICES	683	808	423
629 ARTICLES OF RUBBER, NES	33	119	59	081 ANIMAL FEED STUFF	1 471	914	481
642 PAPER, PAPERBOARD, CUT ETC	74	160	79	098 EDIBLE PROD. PREPRTNS, NES	6 647	4 327	2 315
653 FABRICS, MAN-MADE FBRES	32	101	52	111 NON-ALCOHOL. BEVERAGE, NES	1 505	307	161
658 TEXTILE ARTICLES NES	15	63	34	112 ALCOHOLIC BEVERAGES	20 071	6 730	3 547
663 MINERAL MANUFACTURES, NES	2 388	969	516	122 TOBACCO, MANUFACTURED	190	288	155
664 GLASS	1 758	1 492	801	232 SYNTHETIC RUBBER, ETC.	5 618	1 701	911
665 GLASSWARE	2 267	451	234	248 WOOD, SIMPLY WORKED	984	196	107
667 PEARLS, PRECIOUS STONES			50	251 PULP AND WASTE PAPER	5 315	1 369	724
674 FLAT-ROLLED PLATED IRON		98	50	256 SYNTHETIC FIBRES	14 850	7 157	3 789
681 SILVER, PLATINUM, ETC.	69	3 270	1 732	269 WORN CLOTHING, TEXTL. ARTL	171	127	67
682 COPPER	197 183	103 674	55 394	271 FERTILIZERS, CRUDE	8 949	493	261
683 NICKEL	33 854	81 615	42 971	273 STONE, SAND AND GRAVEL	16 909	425	222
684 ALUMINIUM	808	374	202	278 OTHER CRUDE MINERALS	14 405	2 060	1 094
687 TIN	145	187	102	285 ALUMINIUM ORE, CONCENTR. ETC	1 628	203	106
689 MISC. NON-FERROUS BASE METAL	239	702	376	287 ORE, CONCENTR. BASE METALS	2 454	225	121
695 TOOLS	286	894	476	288 NON-FERROUS WASTE, SCRAP	1 532	548	291
699 MANUFACT. BASE METAL, NES	2 619	1 501	802	292 CRUDE VEG. MATERIALS, NES	3 538	4 879	2 580
713 INTERNAL COMBUS. PSTR. ENGIN	86 503	114 773	60 890	322 BRIQUETTES, LIGNITE, PEAT	109 557	3 110	1 649
714 ENGINES, MOTORS, NON-ELECT	33	4 264	2 323	334 PETROLEUM PRODUCTS	35 370	5 246	2 831
716 ROTATING ELECTRIC PLANT	1 675	2 135	1 144	326 MISC. RESIDUAL PETROL. PRODUCTS	292 979	10 059	5 331
718 OTH. POWR. GENRTRNG. MACHINRY	10	614	326	411 ANIMAL OILS AND FATS	72	85	45
721 AGRIC. MACHINES, EX. TRACTR	66	96	50	421 FIXED VEG. FAT, OILS, SOFT	2 030	186	100
723 CIVIL ENGINEERING EQUIPT	401	573	304	431 ANIMAL, VEG. FATS, OILS, NES	5 583	1 245	661
724 TEXTILE, LEATHER MACHINES	89	528	287	433 HYDROCARBONS, NES, DERIVTS	4 583	1 069	565
725 PAPER, PULP, MILL MACHINES	87	274	144	512 ALCOHOL, PHENOL, ETC. DERIV	35 023	9 590	5 073
726 PRINTING, BOOKBINDING MCHS	22	316	168	513 CARBOXYLIC ACIDS, DERIVTS	36 014	29 504	15 820
727 FOOD-PROCESS. MCH. NON DOM	168	903	496	514 NITROGEN-FUNCT. COMPOUNDS	31 528	16 813	8 973
728 OTH. MACH. PTS, SPLD. INDUST	12 152	16 030	8 434	515 ORGANO-INORGANIC COMPOUNDS	13 724	37 955	20 208
731 METAL REMOVAL WORK TOOLS	167	1 364	738	516 OTHER ORGANIC CHEMICALS	19 912	11 879	6 298
733 MACH-TOOLS, METAL-WORKING	148	207	111	522 INORGANIC CHEM. ELEMENTS	204 879	26 623	14 115
735 PARTS, NES, FOR MACH-TOOLS	34	383	200	523 METAL, SALTS, INORGAN. ACID	185 316	41 462	21 998
741 HEATING, COOLING EQUIP, PART	147	565	297	524 OTHER CHEMICAL COMPOUNDS	4 719	1 644	862
742 PUMPS FOR LIQUIDS, PARTS	54	300	159	525 RADIO-ACTIVE MATERIALS	1	683	361
743 PUMPS NES, CENTRIFUGS ETC	153	1 178	620	531 SYNTH. COLOURS, LAKES, ETC.	16 362	39 667	21 094
745 OTH. NON-ELEC. MCH. TOOL, NES	170	1 379	725	532 DYEING, TANNING MATERIALS	9 748	3 204	1 697
746 BALL OR ROLLER BEARINGS	931	2 109	1 122	533 PIGMENTS, PAINTS, ETC.	64 321	30 627	16 282
747 TAPS, COCKS, VALVES, ETC.	22	916	485	541 MEDICINES, ETC. EXC. GRP542	9 125	71 764	38 299
748 TRANSMISSIONS, SHAFTS ETC	169	584	316	542 MEDICAMENTS	12 346	100 519	53 541
749 NON-ELECT. MACH. PARTS, ETC	84	389	207	551 ESSENTIAL OIL, PERFUME, FLAVR	1 745	5 417	2 878
752 AUTOM. TC. DATA PROC. EQUIP	151	4 168	2 186	553 PERFUMERY, COSMETICS, ETC.	8 478	12 059	6 416
759 PARTS, FOR OFFICE MACHINES	100	2 999	1 585	554 SOAP, CLEANERS, POLISH, ETC	29 962	14 297	7 609
764 TELECOMM. EQUIP. PARTS NES	139	4 638	2 452	562 FERTILIZER, EXCEPT GRP272	48 615	2 720	1 447
771 ELECT. POWER MACHIN. PARTS	738	950	502	571 POLYMERS OF ETHYLENE	71 120	11 760	6 283
772 ELEC. SWITCH, RELAY, CIRCUIT	169	3 592	1 898	572 POLYMERS OF STYRENE	11 362	3 517	1 871
773 ELECT. DISTRIBUT. EQPT NES	282	359	188	573 POLYMERS, VINYL CHLORIDE	21 665	4 889	2 597
774 ELECTRO-MEDCL. XRAY EQUIP	1	193	104	574 POLYACETAL, POLYCARBONATE	39 633	18 429	9 778
775 DOM. ELEC. NON-ELEC. EQUIPT	20	78	40	575 OTH. PLASTIC, PRIMARY FORM	99 487	46 960	24 926
776 TRANSISTORS, VALVES, ETC.	12	664	347	581 PLASTIC TUBE, PIPE, HOSE	2 955	10 123	5 381
778 ELECTRIC MACH. APPART. NES	1 014	3 510	1 837	582 PLASTIC PLATE, SHEETS, ETC	56 398	42 588	22 624
781 PASS. MOTOR VEHCLS. EX. BUS	157	202	110	583 MONOFILAMENT OF PLASTICS	2 372	2 093	1 076
784 PARTS, TRACTORS, MOTOR VEH	3 314	3 432	1 836	591 INSECTICIDES, ETC.	10 824	14 588	7 758
785 CYCLES, MOTORCYCLES ETC.	106	281	149	592 STARCHES, INULIN, ETC.	24 709	8 858	4 683
792 AIRCRAFT, ASSOC. EQUIPNT	50	2 205	1 172	593 EXPLOSIVES, PYROTECHNICS	188	552	293
811 PREFABRICATED BUILDINGS	2 362	808	428	597 PREPRD ADDITIVES, LIQUIDS	14 057	6 908	3 682
821 FURNITURE, CUSHIONS, ETC.	78	73	37	598 MISC. CHEMICAL PRODS. NES	102 625	56 954	30 292
831 TRUNK, SUIT-CASES, BAG, ETC	244	289	153	611 LEATHER	1 648	2 104	1 118
841 MENS, BOYS CLOTHING, X-KNIT	10	61	35	612 MANUFACT. LEATHER ETC. NES	93	588	315
842 WOMEN, GIRL CLOTHING, X-KNIT	2	61	32	613 FURSKINS, TANNED, DRESSED	4	102	56
845 OTHR. TEXTILE APPAREL, NES	237	750	389	621 MATERIALS OF RUBBER	10 125	7 740	4 131
848 CLOTHING, NONTEXTL. HEADGEAR	67	382	204	625 RUBBER TYRES, TUBES, ETC.	27 698	21 679	11 515
871 OPTICAL INSTRUMENTS, NES	4	600	313	629 ARTICLES OF RUBBER, NES	21 358	26 455	14 159
872 MEDICAL INSTRUMENTS NES	72	1 092	578	633 CORK MANUFACTURES	413	1 960	1 030
874 MEASURE, CONTROL INSTRMNT	242	9 674	5 146				

7 IMPORTS AND EXPORTS (SPECIAL TRADE) BY COUNTRIES OF PRODUCTION AND CONSUMPTION AND BY GROUPS OF THE SITC-REV. III 1989

GROUP DESCRIPTION	DT = 100 KG	1 000 DM	1 000 \$	GROUP DESCRIPTION	DT = 100 KG	1 000 DM	1 000 \$
834 VENEERS, PLYWOOD, ETC.	8 612	4 258	2 256	842 WOMEN, GIRL CLOTHING, KNIT	428	10 036	5 325
835 WOOD MANUFACTURES, NES	2 839	1 973	1 053	843 MENS, BOYS CLOTHING, KNIT	4	65	32
841 PAPER AND PAPERBOARD	633 780	160 420	85 291	844 WOMEN, GIRLS CLOTHING, KNIT	29	684	356
842 PAPER, PAPERBOARD, CUT ETC	23 163	13 621	7 259	845 OTHR. TEXTILE APPAREL, NES	125	2 548	1 348
851 TEXTILE YARN	19 441	27 468	14 579	846 CLOTHING ACCESSORS, FABRIC	398	2 166	1 148
852 COTTON FABRICS, WOVEN	2 275	9 477	5 029	848 CLOTHING, NONTEXTILE; HEADGEAR	109	1 172	620
853 FABRICS, MAN-MADE FIBRES	3 576	16 807	8 905	851 FOOTWEAR	721	5 013	2 678
854 OTH. TEXTILE FABRIC, WOVEN	631	4 563	2 428	871 OPTICAL INSTRUMENTS, NES	292	5 502	3 863
855 KNIT, CROCHET, FABRIC NES	1 079	3 052	1 626	872 MEDICAL INSTRUMENTS NES	2 000	33 770	17 899
856 TULLE, LACE, EMBROIDRY, ETC	674	2 495	1 327	873 METERS, COUNTERS, NES	292	4 480	2 383
857 SPECIAL YARN, TEXTILE FABRIC	8 667	16 655	8 861	874 MEASURE, CONTROL INSTRMNT	8 861	135 149	71 742
858 TEXTILE ARTICLES NES	837	2 611	1 369	881 PHOTOGRAPH APPAR. ETC. NES	1 817	20 210	10 811
859 FLOOR COVERINGS, ETC.	1 592	1 888	993	882 PHOTO. CINEMATOGRPH. SUPPL	23 138	31 858	16 948
861 LIME, CEMENT, CONSTR. MATRL	1 553	4 407	216	884 OPTICAL GOODS NES	345	15 545	8 255
862 CLAY, REFRCT. CONSTR. MATRL	99 787	19 682	10 439	885 WATCHES AND CLOCKS	1 605	14 452	7 665
863 MINERAL MANUFACTURES, NES	20 593	18 351	9 776	891 ARMS AND AMMUNITION	311	2 036	1 082
864 GLASS	120 007	20 601	10 535	892 PRINTED MATTER	11 451	15 897	9 004
865 GLASSWARE	19 897	19 728	10 460	893 ARTICLES, NES, OF PLASTICS	58 642	54 513	29 028
866 POTTERY	5 485	8 082	4 300	894 BABY CARRIAGE, TOYS, GAMES	4 136	8 536	4 510
867 PEARLS, PRECIOUS STONES	.	.	.	895 OFFICE, STATIONERY SUPPLS	7 387	18 322	9 717
871 PIG IRON, SPIEGELEISEN, ETC	10 973	2 810	1 481	896 WORKS OF ART, ANTIQUE ETC	36	62 845	33 259
873 FLAT-ROLLED IRON ETC.	9 081	2 794	1 485	897 GOLD, SILVERWARE, JEWEL NES	66	19 650	10 443
874 FLAT-ROLLED PLATED IRON	28 705	5 048	2 645	898 MUSICAL INSTRUMENTS, ETC.	11 222	38 191	20 302
875 FLAT-ROLLED, ALLOY STEEL	215 846	74 821	39 229	899 MISC MANUFACTD GOODS NES	2 405	15 712	8 324
876 IRON, STL. BAR, SHAPES ETC.	33 346	7 959	4 223	961 COIN NONGOLD NONCURRENT	.	728	397
877 RAILWAY TRACK IRON, STEEL	284	313	160	971 GOLD, NONMONETARY EXCL ORES	.	135	71
878 WIRE OF IRON OR STEEL	2 138	871	464				
879 TUBES, PIPES, ETC. IRON, STL	25 448	9 526	5 101	PAPUA NEW G			
881 SILVER, PLATINUM, ETC.	620	4 621	2 457	IMPORTS	3 065 868	650 591	352 531
882 COPPER	6 160	7 103	3 784				
883 NICKEL	1 955	6 835	3 617	071 COFFEE, COFFEE SUBSTITUTE	256 164	130 037	69 642
884 ALUMINIUM	21 630	19 575	10 478	072 COCOA	115 159	32 200	17 252
886 ZINC	1 432	916	505	075 SPICES	9	549	297
887 TIN	27	78	40	081 ANIMAL FEED STUFF	9 627	2 238	1 223
889 MISC. NON-FERR. BASE METAL	15 284	11 812	6 280	082 OILSEED (OTH. FIX. VEG. OIL)	163 279	12 007	6 445
891 METALLIC STRUCTURES NES	8 184	8 845	4 715	231 NATURAL RUBBER, ETC.	19 624	3 550	1 892
892 CONTAINERS, STORAGE, TRANSP	2 488	2 310	1 223	283 COPPER ORES, CONCENTRATES	2 330 448	453 624	247 115
893 WIRE PRODUCTS EXCL. ELECT	6 518	8 308	4 403	291 CRUDE ANIMAL MATERIALS NES	267	382	200
894 NAILS, SCREWS, NUTS, ETC.	10 077	39 250	20 849	422 FIXED VEG. FAT, OILS, OTHER	161 467	14 021	7 450
895 TOOLS	2 535	12 376	6 562	512 ALCOHOL, PHENOL, ETC. DERIV	7 469	358	196
896 CUTLERY	4 563	8 967	4 763	511 LEATHER	.	141	75
897 HOUSEHOLD EQUIPMENT, NES	50 413	61 800	32 807	718 OTH. POWR. GENRTRNG. MACHNRY	162	216	117
899 MANUFACT. BASE METAL, NES	340	677	1 327	874 MEASURE, CONTROL INSTRMNT	.	289	160
711 STEAM GENER. BOILERS, ETC.	52	2 100	1 427	896 WORKS OF ART, ANTIQUE ETC	25	86	48
712 STEAM TURBINES	27 621	92 190	49 055	971 GOLD, NONMONETARY EXCL ORES	2	2 154	1 129
713 INTRNL COMBUS PSTN ENGIN	81	8 989	4 782	EXPORTS	53 430	14 569	7 736
714 ENGINES, MOTORS NON-ELECT	15 675	33 780	17 850				
716 ROTATING ELECTRIC PLANT	1 040	7 038	3 744	071 COFFEE, COFFEE SUBSTITUTE	216	603	324
718 OTH. POWR. GENRTRNG. MACHNRY	15 991	18 619	9 857	278 OTHER CRUDE MINERALS	34 663	1 056	556
721 AGRIC. MACHINES, EX. TRACTR	73 027	73 154	39 154	522 INORGANIC CHEM. ELEMENTS	927	158	81
722 TRACTORS	82 269	106 500	57 144	533 PIGMENTS, PAINTS, ETC.	138	86	47
723 CIVIL ENGINEERING EQUIPT	21 787	92 400	48 058	542 MEDICAMENTS	37	345	185
724 TEXTILE, LEATHER MACHINES	9 211	34 274	18 591	562 FERTILIZER, EXCEPT GRP272	5 004	175	94
725 PAPER, PULP MILL MACHINES	27 256	132 100	70 902	629 ARTICLES OF RUBBER, NES	53	268	143
726 PRINTING, BOOKBINDING MACHS	3 393	14 412	7 677	841 PAPER AND PAPERBOARD	3 804	777	417
727 FOOD-PROCESS. MCH. NON DOM	60 685	171 530	91 223	876 IRON, STL. BAR, SHAPES ETC.	2 913	249	132
728 OTH. MACH. PTS, SPCL. INDUST	4 658	13 621	7 263	895 TOOLS	273	667	354
731 METAL REMOVAL WORK TOOLS	8 060	29 545	15 694	699 MANUFACT. BASE METAL, NES	67	205	112
733 MACH-TOOLS, METAL-WORKING	1 530	9 004	4 776	713 INTRNL COMBUS PSTN ENGIN	7	107	56
735 PARTS, NES, FOR MACH-TOOLS	3 663	13 651	7 238	716 ROTATING ELECTRIC PLANT	212	396	203
737 METALWORKING MACHNRY NES	.	.	.	723 CIVIL ENGINEERING EQUIPT	426	613	326
741 HEATING, COOLING EQUIP, PART	7 603	34 667	18 438	726 PRINTING, BOOKBINDING MACHS	61	114	62
742 PUMPS FOR LIQUIDS, PARTS	31 732	71 931	38 346	727 FOOD-PROCESS. MCH. NON DOM	154	761	408
743 PUMPS NES, CENTRIFUGS ETC	43 654	67 733	36 018	728 OTH. MACH. PTS, SPCL. INDUST	593	715	379
744 MECHANICAL HANDLING EQUIP	23 802	116 765	61 905	741 HEATING, COOLING EQUIP, PART	.	.	.
745 OTH. NONELEC MCH, TOOL, NES	9 764	26 049	13 922	742 PUMPS FOR LIQUIDS, PARTS	7	61	31
746 BALL OR ROLLER BEARINGS	7 161	41 233	21 911	743 PUMPS NES, CENTRIFUGS ETC	6	79	42
747 TAPS, COCKS, VALVES, ETC.	24 044	47 434	25 188	744 MECHANICAL HANDLING EQUIP	105	221	114
748 TRANSMISSIONS SHAFTS ETC	6 566	21 868	11 625	745 OTH. NONELEC MCH, TOOL, NES	103	682	364
749 NON-ELECT MACH. PARTS, ETC	4 432	33 245	18 047	747 TAPS, COCKS, VALVES, ETC.	7	134	69
751 OFFICE MACHINES	2 999	50 372	26 918	748 TRANSMISSIONS SHAFTS ETC	210	247	137
752 AUTOMATC. DATA PROC. EQUIP	701	18 169	9 663	764 TELECOMM. EQUIP. PARTS NES	21	770	394
759 PARTS, FOR OFFICE MACHINES	13 234	33 695	17 962	771 ELECT POWER MACHNRY, PARTS	2	277	147
761 TELEVISION RECEIVERS ETC	147	5 064	2 697	772 ELEC. SWITCH, RELAY, CIRCUIT	2	315	166
762 RADIO-BROADCAST RECEIVER	561	3 189	1 704	778 ELECTRIC, MACH. APPART. NES	129	256	136
763 SOUND RECORDER, PHONOGRPH	2 798	54 454	29 043	792 AIRCRAFT, ASSOCTD. EQUIPNT	4	336	181
764 TELECOMM. EQUIP. PARTS NES	4 322	17 957	9 540	813 LIGHTING FIXTURES ETC. NES	86	163	87
771 ELECT POWER MACHNRY, PARTS	24 240	110 489	58 773	821 FURNITURE, CUSHIONS, ETC.	67	219	118
772 ELEC. SWITCH, RELAY, CIRCUIT	6 207	14 173	7 539	874 MEASURE, CONTROL INSTRMNT	7	1 168	628
773 ELECTR. DISTRIBUT. EQPT NES	1 190	24 678	13 022	882 PHOTO. CINEMATOGRPH. SUPPL	185	188	102
774 ELECTRO-MEDCL. XRAY EQUIP	30 206	57 208	30 455	892 PRINTED MATTER	98	252	136
775 DOM. ELEC. NON-ELEC. EQUIPT	517	11 309	6 015	893 ARTICLES, NES, OF PLASTICS	233	205	109
776 TRANSISTORS, VALVES, ETC.	64 752	133 223	71 022				
778 ELECTRIC MACH. APPART. NES	151 667	450 472	240 100	AUST OCEANIA			
781 PASS. MOTOR VEHCLS. EX. BUS	61 208	92 489	49 291	IMPORTS	46	172	91
782 GOODS, SPCL. TRANSPORT VEH	4 256	7 753	4 166				
783 ROAD MOTOR VEHICLES NES	59 447	154 322	81 769	075 SPICES	3	63	36
784 PARTS, TRACTORS, MOTOR VEH	2 037	7 362	3 933	EXPORTS	559	967	501
785 CYCLES, MOTORCYCLES ETC.	26 387	15 409	8 204				
786 TRAILERS, SEMI-TRAILER, ETC	4 034	13 698	7 296	533 PIGMENTS, PAINTS, ETC.	22	60	32
791 RAILWAY VEHICLES, EQUIPNT	108	6 145	3 298	598 MISC. CHEMICAL PRODS. NES	6	64	33
792 AIRCRAFT, ASSOCTD. EQUIPNT	3 739	5 716	3 040	745 OTH. NONELEC MCH, TOOL, NES	8	88	46
793 SHIP, BOAT, FLOAT, STRUCTRS	638	635	335	851 FOOTWEAR	14	150	79
811 PREFABRICATED BUILDINGS	1 626	1 262	667				
812 PLUMBING, SANITRY, EQPT, ETC	4 906	13 575	7 219				
813 LIGHTING FIXTURES ETC. NES	31 842	31 883	16 989				
821 FURNITURE, CUSHIONS, ETC.	238	1 703	903				
831 TRUNK, SUIT-CASES, BAG, ETC	60	1 663	623				
841 MENS, BOYS CLOTHING, X-KNIT	.	.	.				

7 IMPORTS AND EXPORTS (SPECIAL TRADE) BY COUNTRIES OF PRODUCTION AND CONSUMPTION AND BY GROUPS OF THE SITC-REV. III 1989

GROUP DESCRIPTION	DT = 100 KG	1 000 DM	1 000 \$	GROUP DESCRIPTION	DT = 100 KG	1 000 DM	1 000 \$
NAURU				111 NON-ALCOHOL BEVERAGE, NES	1 453	252	133
IMPORTS	12	9	3	112 ALCOHOLIC BEVERAGES	6 590	2 699	1 435
EXPORTS	506	328	177	232 SYNTHETIC RUBBER, ETC.	1 921	691	367
582 PLASTIC PLATE, SHEETS, ETC	47	59	32	248 WOOD, SIMPLY WORKED	325	79	41
NEW ZEALAND				266 SYNTHETIC FIBRES	2 175	847	446
IMPORTS	1 504 289	497 574	263 612	267 OTHER MAN-MADE FIBRES	1 784	742	404
011 BOVINE MEAT	383	545	299	273 STONE, SAND AND GRAVEL	1 461	73	38
012 OTHER MEAT, MEAT OFFAL	171 642	105 228	55 846	278 OTHER CRUDE MINERALS	11 749	590	314
022 MILK AND CREAM	8 737	5 285	2 833	281 CRUDE ANIMAL MATERIALS, NES	71	150	77
024 CHEESE AND CURD	12 430	8 589	4 527	282 CRUDE VEG. MATERIALS, NES	483	391	200
034 FISH, FRESH, CHILLED, FROZEN	2 478	1 770	940	334 PETROLEUM PRODUCTS	11 836	1 096	590
036 CRUSTACEANS, MOLLUSCS ETC	769	776	396	335 RESIDUAL PETROL. PRODUCTS	995	127	67
037 FISH ETC. PREP. PRSVD. NES	16	56	30	411 ANIMAL OILS AND FATS	10 028	910	492
043 BARLEY, UNMILLED	65 385	2 807	1 512	421 FIXED VEG. FAT, OILS, SOFT	19 064	1 707	898
054 VEGETABLES	70 791	4 929	2 567	431 ANIMAL VEG. FATS, OILS, NES	1 418	263	135
056 VEGETABLES, PRPD, PRSVD, NES	139	88	47	511 HYDROCARBONS, NES, DERIVTS	1 199	118	61
057 FRUIT, NUTS EXCL. OIL NUTS	754 005	148 027	77 517	512 ALCOHOL, PHENDL, ETC. DERIV	5 263	1 674	881
058 FRUIT, PRESERVED, PREPARED	15 225	3 421	1 820	513 CARBOXYLIC ACIDS, DERIVTS	18 488	3 443	1 818
059 FRUIT, VEGETABLE JUICES	273	165	87	514 NITROGEN-FUNCT. COMPOUNDS	9 690	4 034	2 138
061 SUGARS, MOLASSES, HONEY	2 911	1 007	542	515 ORGANO-INORGANIC COMPNDS	1 692	2 806	1 483
071 COFFEE, COFFEE SUBSTITUTE	170	86	44	516 OTHER ORGANIC CHEMICALS	2 245	1 465	775
211 HIDES, SKINS (EX. FURS), RAW	304	275	143	522 INORGANIC CHEM. ELEMENTS	25 472	5 764	3 068
212 FURS, SKINS, RAW	75	630	337	523 METAL, SALTS, INORGAN. ACID	38 377	3 102	1 660
222 OILSEED (SFT. FIX VEG. OIL)	5 031	644	342	524 OTHER CHEMICAL COMPOUNDS	2 935	1 224	647
248 WOOD, SIMPLY WORKED	424	59	32	525 RADIO-ACTIVE MATERIALS		63	34
251 PULP AND WASTE PAPER	20 638	1 588	841	526 SYNTH. COLOURS, LAKES, ETC.	4 605	10 210	5 413
268 WOOD, OTHER ANIMAL HAIR	100 104	89 607	48 064	532 DYEING, TANNING MATERIALS	7 966	1 638	859
288 NON-FERROUS WASTE, SCRAP	2 047	849	459	533 PIGMENTS, PAINTS, ETC.	9 232	6 347	3 368
291 CRUDE ANIMAL MATERIALS, NES	18 694	41 922	22 251	541 MEDICINES, ETC. EXC. GRP542	1 289	10 725	5 697
292 CRUDE VEG. MATERIALS, NES	5 785	2 800	1 497	542 MEDICAMENTS	1 267	15 834	8 414
321 COAL, NOT AGGLOMERATED	119 687	2 485	1 328	551 ESSENT. OIL, PERFUME, FLAVR	174	737	388
411 ANIMAL OILS AND FATS	20 238	2 133	1 145	553 PERFUMERY, COSMETICS, ETC.	575	1 226	653
431 ANIMAL VEG. FATS, OILS, NES	521	303	158	554 SOAP, CLEANERS, POLISH, ETC	14 969	5 124	2 708
512 ALCOHOL, PHENDL, ETC. DERIV	44 801	879	458	562 FERTILIZER, EXCEPT GRP272	42 052	1 734	932
513 CARBOXYLIC ACIDS, DERIVTS	109	749	402	571 POLYMERS OF ETHYLENE	2 502	460	241
541 MEDICINES, ETC. EXC. GRP542	83	936	489	572 POLYMERS OF STYRENE	13 330	3 523	1 873
575 OTH. PLASTIC, PRIMARY FORM	90	681	391	573 POLYMERS, VINYL CHLORIDE	2 855	774	416
592 STARCHES, INULIN, ETC.	54 134	49 349	26 234	574 POLYACETAL, POLYCARBONATE	6 975	3 132	1 661
598 MISC. CHEMICAL PRODS. NES	25	110	58	575 OTH. PLASTIC, PRIMARY FORM	20 408	9 441	5 019
611 LEATHER	732	676	357	581 PLASTIC TUBE, PIPE, HOSE	252	498	259
612 FURS, SKINS, TANNED, DRESSED	434	1 677	894	582 PLASTIC PLATE, SHEETS, ETC	13 688	9 325	4 932
651 TEXTILE YARN	128	318	166	583 MONOPILAMENT OF PLASTICS	403	335	181
658 TEXTILE ARTICLES NES	4	60	30	591 INSECTICIDES, ETC.	3 856	6 400	3 357
684 ALUMINIUM	99	128	67	592 STARCHES, INULIN, ETC.	3 492	1 204	641
693 WIRE PRODUCTS EXCL. ELECT	64	76	40	593 EXPLOSIVES, PYROTECHNICS	106	385	202
694 NAILS, SCREWS, NUTS, ETC.	343	391	204	597 PREP. ADDITIVES, LIQUIDS	3 654	1 319	697
695 TOOLS	68	249	130	598 MISC. CHEMICAL PRODS. NES	35 220	11 739	6 248
699 MANUFACT. BASE METAL, NES	96	70	35	611 LEATHER	107	57	31
718 OTH. POWR. GENRTNG. MACHNRY	19	223	115	621 MATERIALS OF RUBBER	2 022	888	469
721 AGRIC. MACHINES, EX. TRACTR	12	168	93	625 RUBBER TYRES, TUBES, ETC.	602	454	242
723 CIVIL ENGINEERING EQUIPT	38	64	35	629 ARTICLES OF RUBBER, NES	462	1 632	872
724 TEXTILE, LEATHER MACHINES	27	68	39	633 CORK MANUFACTURES	31	126	67
728 OTH. MACH. PTS. SPCL. INDUST	13	88	44	634 VENEERS, PLYWOOD, ETC.	995	611	321
743 PUMPS NES, CENTRIFUGS ETC	46	152	77	635 WOOD MANUFACTURES, NES	144	139	76
747 TAPS, COCKS, VALVES, ETC.	9	156	85	641 PAPER AND PAPERBOARD	86 293	24 109	12 821
752 AUTOMATIC DATA PROC. EQUIP	80	704	366	642 PAPER, PAPERBOARD, CUT ETC	6 544	2 746	1 452
759 PARTS, FOP OFFICE MACHINES	3	191	101	651 TEXTILE YARN	1 463	2 714	1 434
764 TELECOMM. EQUIP. PARTS NES	4	102	57	652 COTTON FABRICS, WOVEN	458	2 245	1 196
772 ELEC. SWITCH, RELAY, CIRCUIT	55	1 307	696	653 FABRICS, MAN-MADE FIBRES	2 378	8 610	4 565
773 ELECT. DISTRIBUT. EQUIPT NES	74	165	87	654 OTH. TEXTILE FABRIC, WOVEN	378	1 476	789
775 DOM. ELEC. NON-ELEC. EQUIPT	131	109	60	655 KNIT, CROCHET, FABRIC NES	698	1 419	739
778 ELECTRIC MACH. APPAR. ETC.	141	848	447	656 TULLE, LACE, EMBROIDRY, ETC	63	369	189
781 PASS. MOTOP. VEHCLS. EX. BUS	156	80	43	657 SPECIAL YARN, TXTL. FABRIC	1 241	2 294	1 216
793 SHIP, BOAT, FLOAT. STRUCTRS	56	313	158	658 TEXTILE ARTICLES NES	184	422	222
821 FURNITURE, CUSHIONS, ETC.	14	52	30	659 FLOOR COVERINGS, ETC.	30	89	46
831 TRUNK, SUIT-CASES, BAG, ETC	24	122	64	662 CLAY, REFRCT. CONSTR. MATRL	20 321	4 542	2 424
848 CLOTHNG, NONTXTL; HEADGEAP	172	715	387	663 MINERAL MANUFACTURES, NES	5 209	2 509	1 327
871 OPTICAL INSTRUMENTS, NES	1	87	49	664 GLASS	30 256	3 643	1 925
872 MEDICAL INSTRUMENTS NES	28	918	488	665 GLASSWARE	1 837	2 171	1 153
873 METERS, COUNTERS, NES	25	418	175	666 POTTERY	1 075	1 336	701
874 MEASURE, CONTROL INSTRMNT	72	338	102	667 PEARLS, PRECIOUS STONES			
881 PHOTOGRAPH APPAR. ETC. NES		63	34	671 PIG IRON, SPIEGELEISN, ETC	422	86	46
892 PRINTED MATTER	85	197	102	673 FLAT-ROLLED IRON ETC.	1 239	221	121
893 ARTICLES, NES, OF PLASTICS	152	238	122	674 FLAT-ROLLED PLATED IRON	6 547	1 198	629
894 BABY CARRIAGE, TOYS, GAMES	38	112	62	675 FLAT-ROLLED, ALLOY STEEL	1 119	485	262
896 WORKS OF ART, ANTIQUE ETC		156	83	676 IRON, STL. BAR, SHAPES ETC.	5 953	2 530	1 351
897 GOLD, SILVERWARE, JEWEL NES	4	398	208	678 WIRE OF IRON OR STEEL	4 912	1 123	603
899 MISC MANUFCTRD GOODS NES	9	1 087	577	679 TUBES, PIPES, ETC. IRON, STL	17 463	2 598	1 328
961 COIN NONGOLD NONCURRENT		54	30	681 SILVER, PLATINUM, ETC.	13	272	139
EXPORTS	718 635	545 527	289 612	682 COPPER	594	848	451
024 CHEESE AND CURD	508	440	230	683 NICKEL	45	138	69
037 FISH ETC. PREP. PRSVD. NES	54	77	41	684 ALUMINIUM	2 079	2 172	1 159
048 CEREAL PREPARATIONS	307	177	94	686 ZINC	337	180	93
056 VEGETABLES, PRPD, PRSVD, NES	374	382	200	691 METALLIC STRUCTURES NES	493	372	196
058 FRUIT, PRESERVED, PREPARED	71	67	35	692 CONTAINERS, STORAGE, TRNSP	3 811	3 906	2 004
061 SUGARS, MOLASSES, HONEY	18 436	1 150	608	693 WIRE PRODUCTS EXCL. ELECT	1 044	449	235
062 SUGAR CONFECTIONERY	616	218	115	694 NAILS, SCREWS, NUTS, ETC.	689	609	299
071 COFFEE, COFFEE SUBSTITUTE	3 366	2 054	1 099	695 TOOLS	1 535	4 967	2 616
073 CHOCOLATE, OTH. COCDA PREP	289	418	224	696 CUTLERY	196	1 342	712
081 ANIMAL FEED STUFF	531	184	98	697 HOUSEHOLD EQUIPMENT, NES	561	1 135	596
098 EDIBLE PROD. PREPRTNS, NES	3 521	1 066	569	699 MANUFACT. BASE METAL, NES	3 533	4 081	2 156
				700 CPL IND PLANT (84/85/87)	1	93	49
				713 INTRNL COMBUS PSTN ENGIN	504	1 999	1 056
				716 ROTATING ELECTRIC PLANT	642	1 935	1 026
				718 OTH. POWR. GENRTNG. MACHNRY	57	290	148
				721 AGRIC. MACHINES, EX. TRACTR	2 241	3 439	1 833
				722 TRACTORS	222	252	133
				723 CIVIL ENGINEERING EQUIPT	4 011	3 897	2 095
				724 TEXTILE, LEATHER MACHINES	2 373	8 221	4 396

7 IMPORTS AND EXPORTS (SPECIAL TRADE) BY COUNTRIES OF PRODUCTION AND CONSUMPTION AND BY GROUPS OF THE SITC-REV. III 1989

GROUP DESCRIPTION	DT - 100 KG	1 000 DM	1 000 \$	GROUP DESCRIPTION	DT - 100 KG	1 000 DM	1 000 \$
725 PAPER,PULP MILL MACHINES	2 924	13 837	7 457	784 PARTS,TRACTORS,MOTOR VEH	40	141	74
726 PRINTNG,BKBOOKBINDNG MACHS	3 261	17 584	9 273	831 TRUNK,SUIT-CASES,BAG,ETC	19	423	225
727 FOOD-PROCESS.MCH.NON DOM	510	4 073	2 129	846 CLOTHING ACCESSRS,FABRIC	6	94	49
728 OTH.MACH,PTS,SPCL INDUST	4 294	14 307	7 657	895 OFFICE,STATIONERY SUPPLS	1	336	177
731 METAL REMOVAL WORK TOOLS	167	1 010	537	897 GOLD,SILVERWARE,JEWL NES	1	318	170
733 MACH-TOOLS,METAL-WORKING	152	741	394				
735 PARTS,NES,FOR MACH-TOOLS	50	695	369	NEW CALEDON			
737 METALWORKING MACHNRY NES	514	2 396	1 286				
741 HEATING,COOLNG EQUIP,PART				IMPORTS	242 517	162 018	86 269
742 PUMPS FOR LIQUIDS,PART	1 673	4 503	2 395				
743 PUMPS NES,CENTRIFUGS ETC	4 146	9 497	5 020	036 CRUSTACEANS,MOLLUSCS ETC	78	98	55
744 MECHANICAL HANDLING EQUIP	1 357	3 356	1 810	288 NON-FERROUS WASTE,SCRAP	293	96	53
745 OTH.NONELEC MCH,TOOL,NES	2 139	13 014	6 921	671 PIG IRON,SPIEGELEISN,ETC	242 091	161 670	86 077
746 BALL OF ROLLER BEARINGS	62	294	151	743 PUMPS NES,CENTRIFUGS ETC	12	118	64
747 TAPS,COCKS,VALVES,ETC	1 061	5 891	3 131				
748 TRANSMISSIONS SHAFTS ETC	1 225	2 577	1 363	EXPORTS	60 267	46 446	24 593
749 NON-ELECT MACH. PARTS,ETC	401	2 233	1 198				
751 OFFICE MACHINES	694	5 989	3 119	024 CHEESE AND CURD	105	75	39
752 AUTOM-TC,DATA PROC.EQUIP	222	4 217	2 250	061 SUGARS,MOLASSES,HONEY	28 183	1 686	902
759 PARTS,FOR OFFICE MACHINS	46	1 155	611	062 SUGAR CONFECTIONERY	112	72	38
761 TELEVISION RECEIVERS ETC	664	1 972	1 095	112 ALCOHOLIC BEVERAGES	1 011	136	75
762 RADIO-BROADCAST RECEIVER	18	362	192	278 OTHER CRUDE MINERALS	1 500	65	34
763 SOUND RECORDER,PHONOGRPH	49	215	114	292 CRUDE VEG.MATERIALS, NES	28	97	52
764 TELECOMM.EQUIP. PARTS NES	255	2 589	1 373	553 PERFUMERY,COSMETICS,ETC.	74	104	55
771 ELECT POWER MACHNY, PARTS	128	820	430	582 PLASTIC PLATE, SHEETS,ETC	81	95	50
772 ELEC. SWITCH, RELAY, CIRCUIT	1 395	8 185	4 348	591 INSECTICIDES, ETC.	112	141	75
773 ELECTR DISTRIB. EQPT NES	432	1 128	603	598 MISC.CHEMICAL PRODTS,NES	859	148	76
774 ELECTRO-MEDCL,XRAY EQUIP	35	1 406	746	621 MATERIALS OF RUBBER	294	204	111
775 DOM,ELEC,NON-ELEC.EQUIPT	4 273	9 443	5 028	625 RUBBER TYRES,TUBES,ETC.	1 976	1 463	789
776 TRANSISTORS, VALVES,ETC.	1	470	245	629 ARTICLES OF RUBBER, NES	21	79	42
778 ELECTRIC.MACH. APPART.NES	15 459	14 590	7 721	641 PAPER AND PAPERBOARD	2 290	688	366
781 PASS.MOTOR VEHCLS.EX.BUS	14 801	42 364	22 570	642 PAPER,PAPERBOARD,CUT ETC	684	222	115
782 GOODS,SPCL TRANSPORT VEH	4 316	8 822	4 855	651 TEXTILE YARN	16	82	42
783 ROAD MOTOR VEHICLES NES	1 095	2 247	1 211	663 MINERAL MANUFACTURES,NES	1 482	275	140
784 PARTS,TRACTORS,MOTOR VEH	5 117	14 443	7 685	684 GLASS	1 028	115	60
785 CYCLES,MOTORCYCLES ETC.	275	986	526	686 POTTERY	103	141	77
786 TRAILERS,SEMI-TRAILR,ETC	1 022	803	429	679 TUBES,PIPES,ETC.IRON,STL	96	69	36
791 RAILWAY VEHICLES,EQUIPNT	48	96	50	684 ALUMINIUM	15	92	47
792 AIRCRAFT,ASOCTO.EQUIPNT	4	78	42	691 METALLIC STRUCTURES NES	443	523	285
793 SHIP,BOAT,FLOAT,STRUCTRS	23	142	77	692 CONTAINERS,STORAGE,TRNSP	589	547	297
813 LIGHTNG FIXTURES ETC.NES	3 569	1 851	990	695 TOOLS	91	264	136
821 FURNITURE,CUSHIONS,ETC.	3 261	4 226	2 223	699 MANUFACTS.BASE METAL,NES	1 009	792	419
831 TRUNK,SUIT-CASES,BAG,ETC	71	254	125	713 INTRNL COMBUS PSTN ENGIN	70	248	130
841 MENS,BOYS CLOTHNG,X-KNIT	24	431	229	722 TRACTORS	111	147	78
842 WOMEN,GIRL CLOTHNG,XKNIT		219	101	723 CIVIL ENGINEERING EQUIPT	3 099	3 191	1 687
845 OTHR.TEXTILE APPAREL,NES	2	126	63	726 PRINTNG,BKBOOKBINDNG MACHS	7	112	60
846 CLOTHING ACCESSRS,FABRIC	17	209	112	728 OTH.MACH,PTS,SPCL INDUST	124	204	106
848 CLOTHNG,NONTXTL;HEADGEAR	15	178	89	741 HEATING,COOLNG EQUIP,PART			
851 FOOTWEAR	122	705	371	743 PUMPS NES,CENTRIFUGS ETC	64	388	196
871 OPTICAL INSTRUMENTS,NES	9	614	320	744 MECHANICAL HANDLING EQUIP	250	415	219
872 MEDICAL INSTRUMENTS NES	198	5 266	2 789	745 OTH.NONELEC MCH,TOOL,NES	204	1 096	572
873 METERS,COUNTERS,NES	26	366	190	747 TAPS,COCKS,VALVES,ETC.	16	140	75
874 MEASURE,CONTROL INSTRMNT	632	9 945	5 268	748 TRANSMISSIONS SHAFTS ETC	21	65	36
881 PHOTOGRAPH APPAR.ETC.NES	262	2 979	1 586	749 NON-ELECT MACH. PARTS,ETC	14	74	38
882 PHOTO.CINEMATGRPH.SUPPL	5 341	11 569	6 186	751 OFFICE MACHINES	33	124	64
884 OPTICAL GOODS NES	47	3 811	2 031	761 TELEVISION RECEIVERS ETC	20	188	98
885 WATCHES AND CLOCKS	283	2 963	1 569	762 RADIO-BROADCAST RECEIVER	10	68	34
891 ARMS AND AMMUNITION	184	692	368	764 TELECOMM.EQUIP. PARTS NES	43	160	85
892 PRINTED MATTER	1 590	3 055	1 628	775 DOM,ELEC,NON-ELEC.EQUIPT	139	247	135
893 ARTICLES,NES,OF PLASTICS	8 902	6 526	3 472	778 ELECTRIC.MACH. APPART.NES	85	601	303
894 BABY CARRIAGE,TOYS,GAMES	597	1 501	798	781 PASS.MOTOR VEHCLS.EX.BUS	6 591	16 566	8 830
895 OFFICE,STATIONERY SUPPLS	695	2 261	1 198	782 GOODS,SPCL TRANSPORT VEH	4 437	6 869	3 603
896 WORKS OF ART,ANTIQUE ETC		540	279	783 ROAD MOTOR VEHICLES NES	166	177	95
897 GOLD,SILVERWARE,JEWL NES	1	555	295	784 PARTS,TRACTORS,MOTOR VEH	900	2 583	1 375
898 MUSICAL INSTRUMENTS,ETC.	1 106	4 831	2 562	813 LIGHTNG FIXTURES ETC.NES	23	58	32
899 MISC MANUFCTRD GOODS NES	179	881	463	821 FURNITURE,CUSHIONS,ETC	414	304	165
				831 TRUNK,SUIT-CASES,BAG,ETC	9	86	42
SOLOMON IS				872 MEDICAL INSTRUMENTS NES	12	181	96
IMPORTS	11 568	3 265	1 737	874 MEASURE,CONTROL INSTRMNT	10	132	64
072 COCOA	11 387	3 096	1 652	881 PHOTOGRAPH APPAR.ETC.NES	5	65	36
266 SYNTHETIC FIBRES	148	86	44	882 PHOTO.CINEMATGRPH.SUPPL	154	270	144
				891 ARMS AND AMMUNITION	55	141	77
EXPORTS	5 943	602	317	892 PRINTED MATTER	46	68	36
061 SUGARS,MOLASSES,HONEY	1 938	127	68	893 ARTICLES,NES,OF PLASTICS	64	293	151
278 OTHER CRUDE MINERALS	2 725	75	37	894 BABY CARRIAGE,TOYS,GAMES	54	141	72
523 METAL.SALTS,INORGAN.ACID	797	108	56	895 OFFICE,STATIONERY SUPPLS	63	333	178
				897 GOLD,SILVERWARE,JEWL NES		166	85
				898 MUSICAL INSTRUMENTS,ETC.	14	69	37
TUVALU				WALLIS FUTUN			
IMPORTS		3	1	EXPORTS		6	3
EXPORTS	6	42	23	KIRIBATI			
AMER OCEANIA				IMPORTS	89 225	6 884	3 665
IMPORTS	169 365	5 513	2 825	223 OILSEED(OTH.FIX.VEG.OIL)	89 221	6 879	3 664
334 PETROLEUM PRODUCTS	169 358	5 483	2 811	EXPORTS	142	213	111
EXPORTS	6 600	8 605	4 583	542 MEDICAMENTS	24	58	31
				778 ELECTRIC.MACH. APPART.NES	51	54	30
635 WOOD MANUFACTURES, NES	416	123	66	PITCAIRN			
691 METALLIC STRUCTURES NES	3 065	936	515				
747 TAPS,COCKS,VALVES,ETC.	3	84	44	IMPORTS		7	4
772 ELEC.SWITCH,RELAY.CIRCUIT	2	75	40				
781 PASS.MOTOR VEHCLS.EX.BUS	1 514	5 051	2 682				

7 IMPORTS AND EXPORTS (SPECIAL TRADE) BY COUNTRIES OF PRODUCTION AND CONSUMPTION AND BY GROUPS OF THE SITC-REV. III 1989

GROUP DESCRIPTION	DT = 100 KG	1 000 DM	1 000 \$	GROUP DESCRIPTION	DT = 100 KG	1 000 DM	1 000 \$
EXPORTS	2	1	1	892 PRINTED MATTER	11	66	32
N ZEAL OCEAN				FR POLYNESIA			
IMPORTS	1 529	1 602	853	IMPORTS	26	879	461
057 FRUIT,NUTS EXCL.OIL NUTS	1 330	156	81	075 SPICES	15	279	147
873 METERS,COUNTERS,NES	4	65	35	667 PEARLS,PRECIOUS STONES	.	.	.
896 WORKS OF ART,ANTIQUE ETC		93	47				
961 COIN NONGOLD NONCURRENT	14	721	390	EXPORTS	61 406	28 072	14 847
972		483	257				
EXPORTS	567	1 434	757	058 FRUIT,PRESERVED,PREPARED	85	123	65
722 TRACTORS	82	94	50	062 SUGAR CONFECTIONERY	190	122	64
752 AUTOMATC.DATA PROC.EQUIP	6	101	51	122 TOBACCO, MANUFACTURED	999	1 559	829
764 TELECOMM.EQUIP,PARTS NES	32	560	295	278 OTHER CRUDE MINERALS	25 758	484	252
772 ELEC.SWITCH.RELAY.CIRCUT	41	89	48	533 PIGMENTS, PAINTS, ETC.	397	290	156
778 ELECTRIC.MACH.APPART.NES	23	84	44	542 MEDICAMENTS	11	65	35
				554 SOAP,CLEANERS,POLISH,ETC	277	76	41
FIJI				582 PLASTIC PLATE,SHEETS,ETC	180	190	100
IMPORTS	4 239	1 608	856	591 INSECTICIDES, ETC.	294	475	248
058 FRUIT,PRESERVED,PREPARED	562	363	192	593 EXPLOSIVES,PYROTECHNICS	63	61	30
062 SUGAR CONFECTIONERY	495	240	126	625 RUBBER TYRES,TUBES,ETC.	429	353	187
072 COCOA	2 942	849	455	641 PAPER AND PAPERBOARD	206	90	48
292 CRUDE VEG.MATERIALS, NES	84	72	39	642 PAPER,PAPERBOARD,CUT ETC	82	66	34
EXPORTS	42 518	5 098	2 703	651 TEXTILE YARN	27	118	62
061 SUGARS,MOLASSES,HONEY	1 065	63	33	657 SPECIAL YARN,TXTL.FABRIC	49	125	67
278 OTHER CRUDE MINERALS	29 626	873	461	662 CLAY,REFRCT.CONSTR.MATRL	950	96	52
421 FIXED VEG.FAT,OILS, SOFT	902	102	54	663 MINERAL MANUFACTURES,NES	54	87	41
522 INORGANIC CHEM.ELEMENTS	158	61	34	664 GLASS	1 107	245	129
523 METAL.SALTS,INORGAN,ACID	2 803	102	58	665 GLASSWARE	504	101	53
533 PIGMENTS, PAINTS, ETC.	87	55	30	694 NAILS,SCREWS,NUTS,ETC.	67	98	53
542 MEDICAMENTS	38	200	105	695 TOOLS	127	325	171
553 PERFUMERY,COSMETICS,ETC.	21	64	33	697 HOUSEHOLD EQUIPMENT,NES	78	159	85
562 FERTILIZER,EXCEPT GRP272	3 256	99	52	699 MANUFACTS.BASE METAL,NES	226	361	191
592 STARCHES,INULIN,ETC.	268	107	56	713 INTRNL COMBUS PSTN ENGIN	45	245	131
641 PAPER AND PAPERBOARD	1 866	508	274	723 CIVIL ENGINEERING EQUIPT	54	204	110
642 PAPER,PAPERBOARD,CUT ETC	209	82	45	728 OTH.MACH,PTS,SPCL INDUST	66	147	78
651 TEXTILE YARN	29	90	48	741 HEATING,COOLING EQUIP,PART	.	.	.
657 SPECIAL YARN,TXTL.FABRIC	85	69	38	743 PUMPS NES,CENTRIFUGS ETC	57	327	172
662 CLAY,REFRCT.CONSTR.MATRL	543	69	35	744 MECHANICAL HANDLING EQUIP	19	75	41
664 GLASS	321	68	36	745 OTH.NONELEC MCH.TOOL,NES	333	1 812	954
695 TOOLS	518	518	275	747 TAPS,COCKS,VALVES,ETC.	66	167	90
699 MANUFACTS.BASE METAL,NES	105	251	137	751 OFFICE MACHINES	19	143	78
724 TEXTILE,LEATHER MACHINES	26	265	136	761 TELEVISION RECEIVERS ETC	5	59	30
744 MECHANICAL HANDLING EQUIP	67	80	44	774 ELECTRO-MEDCL,XRAY EQUIP	3	102	52
745 OTH.NONELEC MCH.TOOL,NES	8	65	33	775 DOM.ELEC, NON-ELEC, EQUIPT	105	219	116
874 MEASURE,CONTROL INSTRMNT		66	36	778 ELECTRIC.MACH. APPART.NES	2 333	1 653	878
895 OFFICE,STATIONERY SUPPLS	10	72	35	781 PASS.MOTOR VEHCLS,EX.BUS	2 418	6 070	3 236
897 GOLD,SILVERWARE,JEWEL NES		80	44	782 GOODS,SPCL TRANSPORT VEH	1 013	1 573	845
				783 ROAD MOTOR VEHICLES NES	66	118	68
VANUATU				784 PARTS,TRACTORS,MOTOR VEH	523	1 977	1 051
IMPORTS	288 051	20 007	10 568	793 SHIP,BOAT,FLOAT,STRUCTRS	19 163	2 503	1 283
072 COCOA	2 537	604	317	813 LIGHTING FIXTURES ETC,NES	64	135	73
223 OILSEED(OTH.FIX.VEG.OIL)	206 989	15 340	8 104	821 FURNITURE,CUSHIONS,ETC.	83	152	80
793 SHIP,BOAT,FLOAT,STRUCTRS	78 500	3 954	2 088	872 MEDICAL INSTRUMENTS NES	13	120	68
896 WORKS OF ART,ANTIQUE ETC		74	39	874 MEASURE,CONTROL INSTRMNT	5	100	51
EXPORTS	192	249	130	882 PHOTO.CINEMATOGRPH.SUPPL	143	255	133
895 OFFICE,STATIONERY SUPPLS	3	68	35	891 ARMS AND AMMUNITION	25	65	35
TONGA				892 PRINTED MATTER	44	86	44
IMPORTS	3	17	9	893 ARTICLES,NES,OF PLASTICS	142	231	124
EXPORTS	151 770	7 878	4 221	894 BABY CARRIAGE,TOYS,GAMES	59	174	92
542 MEDICAMENTS	20	86	48	895 OFFICE,STATIONERY SUPPLS	61	304	161
695 TOOLS	39	124	65	897 GOLD,SILVERWARE,JEWEL NES		447	236
793 SHIP,BOAT,FLOAT,STRUCTRS	150 680	7 254	3 889	898 MUSICAL INSTRUMENTS,ETC.	7	64	36
WEST SAMOA				899 MISC MANUFCTRD GOODS NES	38	139	75
IMPORTS	45 552	3 973	2 119	POLAR REG			
072 COCOA	1 173	381	202	IMPORTS	254	181	95
223 OILSEED(OTH.FIX.VEG.OIL)	44 352	3 353	1 792	961 COIN NONGOLD NONCURRENT	4	135	69
961 COIN NONGOLD NONCURRENT	2	121	63	EXPORTS	672	2 214	1 143
972		93	49				
EXPORTS	30 402	2 979	1 589	728 OTH.MACH,PTS,SPCL INDUST	75	223	119
046 MEAL,FLOUR OF WHEAT,MSLN	16 592	619	331	752 AUTOMATC.DATA PROC.EQUIP	3	443	227
061 SUGARS,MOLASSES,HONEY	5 075	288	156	784 PARTS,TRACTORS,MOTOR VEH	45	142	76
278 OTHER CRUDE MINERALS	6 542	112	60	874 MEASURE,CONTROL INSTRMNT	6	143	73
699 MANUFACTS.BASE METAL,NES	396	146	77	SHIPS SUPPL			
723 CIVIL ENGINEERING EQUIPT	55	140	75	IMPORTS	829 653	318 824	169 215
728 OTH.MACH,PTS,SPCL INDUST	19	175	92	EXPORTS	28 421 961	1 007 753	535 395
745 OTH.NONELEC MCH.TOOL,NES	127	133	71				
782 GOODS,SPCL. TRANSPORT VEH	658	588	315	037 FISH ETC.PREPD,PRSD,NES		148	74
				071 COFFEE,COFFEE SUBSTITUTE	84	228	124
				073 CHOCOLATE,OTH.COCOA PREP	364	923	489
				112 ALCOHOLIC BEVERAGES	3 567	4 853	2 583
				122 TOBACCO, MANUFACTURED	1 039	13 485	7 172
				334 PETROLEUM PRODUCTS	26 226 548	862 684	458 257
				553 PERFUMERY,COSMETICS,ETC.	436	13 861	7 375
				831 TRUNK,SUIT-CASES,BAG,ETC		342	180
				846 CLOTHING ACCESSRS,FABRIC		1 490	786
				884 OPTICAL GOODS NES		139	73
				885 WATCHES AND CLOCKS		1 527	811
				895 OFFICE,STATIONERY SUPPLS		336	175
				897 GOLD,SILVERWARE,JEWEL NES		357	188
				899 MISC MANUFCTRD GOODS NES		551	289

7 IMPORTS AND EXPORTS (SPECIAL TRADE) BY COUNTRIES OF PRODUCTION AND CONSUMPTION AND BY GROUPS OF THE SITC-REV. III 1989

GROUP DESCRIPTION	DT = 100 KG	1 000 DM	1 000 \$	GROUP DESCRIPTION	DT = 100 KG	1 000 DM	1 000 \$
UNID COUNTR							
IMPORTS	46 855	5 651	2 903				
072 COCOA	710	182	94				
282 FERROUS WASTE AND SCRAP	6 931	183	98				
511 HYDROCARBONS, NES, DERIVTS	30 705	2 060	1 140				
512 ALCOHOL, PHENOL, ETC. DERIV	298	183	97				
516 OTHER ORGANIC CHEMICALS	3 067	231	120				
575 OTH. PLASTIC, PRIMARY FORM	944	297	157				
629 ARTICLES OF RUBBER, NES	34	70	36				
658 TEXTILE ARTICLES NES	13	115	60				
772 ELEC. SWITCH, RELAY, CIRCUIT	4	71	31				
821 FURNITURE, CUSHIONS, ETC.	109	67	34				
874 MEASURE, CONTROL INSTRUMENT	2	76	36				
885 WATCHES AND CLOCKS	1	62	31				
EXPORTS	1 683	2 261	1 197				
761 TELEVISION RECEIVERS ETC	17	69	38				
775 DOM. ELEC. NON-ELEC. EQUIPT	381	417	221				
778 ELECTRIC MACH. APPART. NES	1	140	74				
792 AIRCRAFT, ASSOC'D. EQUIPNT	12	967	523				
892 PRINTED MATTER	27	74	38				
893 ARTICLES, NES, OF PLASTICS	28	63	33				
TOTAL IMPORTS	3 546 818 231 506 464 705 269 680 360						
EXPORTS	1 982 596 536 641 040 721 341 190 759						

IMPORTS AND EXPORTS (SPECIAL TRADE) 1989 BY GROUPS OF THE SITC
AND BY COUNTRIES OF PRODUCTION AND CONSUMPTION

GROUP COUNTRY	NUMBER	1 000 DM	1 000 \$
001 LIVE ANIMALS (ONLY HORSES) 1989			
<u>IMPORTS</u>	12 153	42 400	22 573
France	272	2 078	1 121
Belgium Lux	327	1 537	810
Netherlands	870	3 988	2 117
Italy	163	612	327
United Kingdom	337	8 294	4 454
Ireland	90	773	409
Denmark	1 247	4 914	2 610
Iceland	347	732	387
Sweden	39	466	256
Switzerland	327	956	510
Austria	197	692	370
Yugoslavia	68	59	31
Sovietunion	300	1 037	552
Poland	5 415	7 485	3 924
Czechoslovakia	1 168	1 891	1 011
Hungary	144	448	239
USA	480	4 430	2 393
Canada	167	998	521
Mexico	5	63	33
Brazil	21	96	50
Argentina	79	471	249
Japan	5	59	30
<u>EXPORTS</u>	14 746	68 792	36 738
France	3 920	7 838	4 179
Belgium Lux	1 872	4 891	2 588
Netherlands	360	2 570	1 375
Italy	5 576	13 941	7 374
United Kingdom	324	3 142	1 698
Denmark	245	1 857	989
Portugal	14	87	44
Spain	80	391	211
Norway	4	83	47
Sweden	117	1 431	767
Finland	185	3 132	1 668
Switzerland	958	15 658	8 451
Austria	372	1 824	968
Yugoslavia	23	72	39
Turkey	11	61	32
Sovietunion	9	180	98
Czechoslovakia	27	397	208
Hungary	18	132	70
Morocco	5	277	147
Rep S Africa	12	222	120
USA	294	5 866	3 140
Canada	112	1 642	882
Mexico	27	221	119
Colombia	7	131	72
Brazil	5	85	43
Argentina	5	75	42
Syria	2	66	35
Israel	33	83	44
Kuwait	3	86	46
South Korea	2	228	117
Japan	35	1 221	646
Taiwan	29	620	332

Subject-Matter Series 7: Aussehenhandel (Foreign Trade)

Series 1: Zusammenfassende Übersichten für den Außenhandel (Summary surveys of foreign trade)

This monthly publication, which appears approximately 6 weeks after the reference month, contains the most important import and export figures of special trade by commodity groups, by countries and groups of countries (EC countries, developing countries, state trading countries), as well as surveys of foreign trade volume and indices

In addition, monthly import and export trends are presented according to commodity groups of the food industry and the industrial economy in the delimitation of general trade

A survey of the foreign trade of OECD member countries appears in the form of an annex

The annual report with an enlarged programme of tabulations inter alia also contains data on customs storage trade and processing

Series 2: Außenhandel nach Waren und Ländern (Spezialhandel) – (Foreign trade by commodities and countries – special trade)

In the monthly report, import and export figures (quantity and value) are published according to nearly all nine-digit code numbers of the commodity classification for foreign trade statistics in a breakdown by major countries of origin/destination. The December report at the same time also serves as the annual report

In a supplementary volume published annually (Series 2.1), data are provided on customs storage trade, transfer of goods from processing to free circulation, nominal customs revenue, and exports of goods of foreign origin

Series 3: Außenhandel nach Ländern und Warengruppen (Spezialhandel) – (Foreign trade by countries and commodity groups – special trade)

This series presents at semi-annual intervals the import and export figures by countries of origin/destination in a breakdown by commodity groups and sub-groups of the food industry and industrial economy

The report for the second half-year at the same time also serves as the annual report

In addition, two supplementary reports were published annually until 1987 providing data on the trade channels of imports and exports of the Federal Republic of Germany, namely

3.1: Imports by countries of production/sale and commodity groups

3.2: Exports by countries of consumption/purchase and commodity groups

As from 1988, only one supplementary report will be published, comprising results on imports and exports by countries of origin/sale and countries of destination/purchase, respectively, as well as by commodity groups

Series 4: Außenhandel mit ausgewählten Waren (Foreign trade with selected commodities)

4.1: Ein- und Ausfuhr von Mineralöl (Generalhandel) – (Imports and exports of mineral oil – general trade)

This monthly report which becomes available approximately 8 weeks after the reference month contains the import and export figures for mineral oil by code numbers in a breakdown by countries of origin/destination

The December report at the same time contains the annual figures

Series 5: Außenhandel mit ausgewählten Ländern (Foreign trade with selected countries)

5.1: Außenhandel mit den Entwicklungsländern (Spezialhandel) – (Foreign trade with the developing countries – special trade)

This report provides an annual presentation of foreign trade of the Federal Republic of Germany with the developing countries as countries of origin/destination and countries of sale/purchase, respectively, with a subdivision according to major product/commodity groups of the food industry and the industrial economy for each country

5.2: Handel mit den Staatshandelsländern (Trade with the state trading countries)

This biennial publication contains data on foreign trade of the Federal Republic of Germany with the state trading countries in a breakdown by countries of origin/destination and countries of sale/purchase, respectively, as well as by major commodity groups and sub-groups of the food industry and the industrial economy. There is further shown the foreign trade of the German Democratic Republic and Berlin (East) with the state trading countries and the major partner countries of the West

Series 6: Durchfuhr im Seeverkehr und Seumschlag (Transit trade in sea-borne transport and transshipment)

This annual publication covers the commodities which, both in-coming and out-going, were shipped in transit through the report area and via the major seaports of the Federal Republic of Germany, as well as transshipment. The tabulations are shown in a subdivision by seaports, commodity groups of the food industry and the industrial economy, as well as by countries of consignment/destination

Series 7: Außenhandel nach Ländern und Gütergruppen der Produktionsstatistiken (Spezialhandel) – (Foreign trade by countries and groups of goods of production statistics – special trade)

In this annual publication, imports and exports are shown by countries of origin/destination according to the definition and grouping of the groups/categories of goods of the Commodity Classification for Production Statistics. This provides for a commodity breakdown of foreign trade statistics according to the interrelations of production techniques

Series 8: Außenhandel nach dem Internationalen Warenverzeichnis für den Außenhandel (SITC-Rev. 3) und Ländern (Spezialhandel) – (Foreign trade according to the Standard International Trade Classification (SITC-Rev. 3) and by countries – special trade) – until 1987 SITC-Rev. II –

In this annual report (since 1978), import and export figures are shown according to the five-digit items of the Standard International Trade Classification (SITC-Rev. 3) in a breakdown by major countries of origin/destination

The annex contains a confrontation of the items of the Standard International Trade Classification (SITC-Rev. 3) with the code numbers of the Commodity Classification for Foreign Trade Statistics

Series S: Sonderbeiträge (Special contributions)

S.3: Neuberechnung des Außenhandelsvolumens und der Außenhandelsindizes auf Basis 1980 – (New computation of the volume of foreign trade and of foreign trade indices, base 1980)

This report presents for the reporting period 1952 to 1983 the results of the new computation of the foreign trade volume and the foreign trade indices subsequent to the conversion to base year 1980

S.5: Außenhandel nach dem Internationalen Warenverzeichnis für den Außenhandel (SITC-Rev. II) von 1978 bis 1987 (Foreign trade according to the Standard International Trade Classification (SITC-Rev. II) from 1978 to 1987)

This report contains the foreign trade figures (special trade) which are presented according to the five-digit items of the Standard International Trade Classification as "long-term series", comparable over a period of 10 reference years

Foreign language publications

Foreign Trade according to the Standard International Trade Classification (SITC-Rev. 3) – Special Trade – until 1987 SITC-Rev. II –

This annual publication in the English language contains foreign trade figures according to the Standard International Trade Classification (SITC-Rev. 3) with data by countries of origin/destination

Classifications

Commodity Classification for Foreign Trade Statistics

Standard International Trade Classification (SITC-Rev. 3)

Confrontation of the Classification of Goods for Production Statistics (GP)

with the Commodity Classification for Foreign Trade Statistics (WA)

Alphabetic Index of Countries for Foreign Trade Statistics

Confrontation of the commodity numbers of the Commodity Classification for Foreign Trade Statistics, 1987/1988

Comparison of the commodity numbers of the Commodity Classification for Foreign Trade Statistics, 1988/1987



STATISTISCHES BUNDESAMT
GUSTAV-STRESEMANN-RING 11
D-6200 WIESBADEN 1

Publications and prospectuses can be obtained from the publishers METZLER-POESCHEL, delivery: Messrs. Hermann Leins, P.O.B. 7, in D-7408 Kusterdingen.