

**Foreign Trade according
to the Standard International
Trade Classification (SITC-Rev.II) –
Special Trade**

1987



FEDERAL STATISTICAL OFFICE, WIESBADEN

PUBLISHERS: W. KOHLHAMMER GMBH, STUTTGART AND MAINZ

**Foreign Trade according
to the Standard International
Trade Classification (SITC-Rev.II) –
Special Trade**

1987

Statistisches Bundesamt
Bibliothek - Dokumentation - Archiv



FEDERAL STATISTICAL OFFICE, WIESBADEN

PUBLISHERS: W. KOHLHAMMER GMBH, STUTTGART AND MAINZ

Published by:
Federal Statistical Office
Gustav-Stresemann-Ring 11
D-6200 Wiesbaden
Telephone (06121) 752475

Distributed by:
Messrs. W. Kohlhammer GmbH
Publications of the Federal
Statistical Office
Philipp-Reis-Str. 3
D-6500 Mainz 42

Periodicity: annually

Published in June 1988

Price: DM 24,40

Order Number: 6370010-87700

Reproduction of the contents of this publication is subject to
acknowledgement of the source and submission of a voucher copy.

Contents

	Page
Introduction	4
Geographical Nomenclature for the Foreign Trade Statistics of the Federal Republic of Germany	6
Alphabetical Index of Countries for Table 7	7
Chart: Index of Current Value, Volume and Average Value of Imports and Exports (Special Trade)	8
Tables:	
1 Development of Current Value and Volume (Base 1980) of Imports and Exports (Special Trade) by Sections of the SITC-Rev. II	
1.1 Imports by Groups of Countries in 1 000 DM	10
1.2 Exports by Groups of Countries in 1 000 DM	12
2 Index of Current Value, Volume and Average Value of Imports and Exports (Special Trade) by Sections of the SITC-Rev. II (1980 = 100)	
2.1 Total	14
2.2 EC-Countries	16
2.3 Other Countries	18
3 Imports and Exports (Special Trade) by Sections and Divisions of the SITC-Rev. II	
3.1 Imports	20
3.2 Exports	21
4 Imports and Exports (Special Trade) by Groups and Subgroups of the SITC-Rev. II	
4.1 Imports	22
4.2 Exports	38
5 Imports and Exports (Special Trade) by Continents and Countries (Countries of Production and Consumption)	54
6 Imports and Exports (Special Trade) by Groups of the SITC-Rev. II and by Countries of Production and Consumption	57
7 Imports and Exports (Special Trade) by Countries of Production and Consumption and by Groups of the SITC-Rev. II	200

Data relate to the Federal Republic; they include Berlin (West)

Symbols and Abbreviations

- 0 = Less than half of 1 at the last occupied digit, but more than nil
- = Category not applicable
- . = Figure unknown or not to be disclosed
- X = Tabular group blocked, information not meaningful
- n.e.s. = Not elsewhere stated

Introduction

1 General explanations

1.1 Legal foundations

The legal foundations of foreign trade statistics are:

- The Law on Statistics for Federal Purposes (Federal Statistics Law - BStatG) as amended on 22 January 1987 (Bundesgesetzblatt I, p. 462),
- the Law on Statistics on Frontier Crossing Trade in Goods (Foreign Trade Statistics Law - AHStatGes) of 1 May 1957 (Bundesgesetzblatt I, p. 413), amended by Article 9 of the 1st Law on the Adjustment of Statistics of 14 March 1980 (Bundesgesetzblatt I, p. 294),
- the Ordinance for the Implementation of the Law on Statistics on Frontier Crossing Trade in Goods (Foreign Trade Statistics - Implementing Ordinance - AHStatDV) as amended on 14 July 1977 (Bundesgesetzblatt I, p. 1281), amended by Article 24 of the 1st Law on the Adjustment of Statistics of 14 March 1980 (Bundesgesetzblatt I, p. 294) as well as by Article 15 of the 2nd Law on the Adjustment of Statistics of 19 December 1986 (Bundesgesetzblatt I, p. 2555).

1.2 Subject-matter

Subject matter of the foreign trade statistics of the Federal Republic of Germany is the frontier crossing trade in goods of the statistical territory with foreign countries.

Foreign countries for the purposes of foreign trade statistics are the territories outside the statistical territory and outside the German Democratic Republic and Berlin (East).

Foreign trade statistics do not include the trade in goods between the statistical territory and the German Democratic Republic and Berlin (East). It is shown in separate statistics published as Series 6 in Subject-Matter Series 6 (Commerce, Hotel and Restaurant Industry, Tourism).

1.3 Statistical territory

The statistical territory of foreign trade statistics comprises the Federal Republic of Germany (excl. the customs enclave of Büsingen) incl. Berlin (West) and the Austrian communities of Jungholz and Mittelberg (as customs enclaves).

1.4 Declaration

The results of foreign trade statistics are generally based on the data provided by importers and exporters. The declaration for purposes of foreign trade statistics is as a rule effected using the forms "Einfuhranmeldung" (Import declaration) and "Ausfuhrerklärung zugleich Ausfuhranmeldung" (Notification of exports and export declaration).

1.5 Trade system

The frontier crossing goods traffic is shown in foreign trade statistics as general trade (see Section 3), as special trade and as transit (only transshipment and transit entering and leaving by sea; see Series 6). Special trade essentially comprises those commodities which entered the statistical territory for use, consumption, working or manufacturing, or which, respectively, originated from production, working or manufacturing in the statistical territory and have been exported.

2 Special trade

2.1 The data of the present publication relate to special trade which comprises

2.1.1 in imports

- the direct importation of goods into free circulation, for inward processing under customs control ("Eigenveredelung" - processing of goods by Germans for German account - and "Lohnveredelung" - processing of goods by Germans for foreign account), after outward processing under customs control, and also repair trade,
- the importation of foreign goods leaving customs warehouses into the above mentioned types of imports; as warehouses in the meaning of foreign trade statistics are considered free port stores and customs storage warehouses (incl. open customs storage warehouses), as well as some special cases.

2.1.2 in exports

the exportation of goods from free circulation, after customs-approved inward processing ("Eigenveredelung" - processing of goods by Germans for German account - and "Lohnveredelung" - processing of goods by Germans for foreign account), for customs-approved outward processing, and also repair trade.

2.2 Ships' and aircraft stores

As ships' and aircraft stores are shown in special trade the delivery of foreign goods leaving customs warehouses for the needs of outward-bound German sea-going vessels and aircraft (as imports), as well as the delivery of goods from free circulation and inward processing for the needs of outward-bound foreign ships and aircraft (as exports). Included among ships' and aircraft stores as imports is also the delivery of foreign goods leaving customs warehouses for the supply of German sea-going ships and aircraft in foreign ports/airports. The relevant data are included in the types of importation and/or exportation mentioned in Section 2.1.1 and 2.1.2, respectively.

2.3 Exemptions and simplifications

The results of foreign trade statistics do not comprise goods and transport operations which according to Art. 31 of the Ordinance for the Implementation of the Law on Statistics on Frontier Crossing Goods Traffic (AHStatDV) are exempted from declaration, such as since spring 1980 shipments of industrial goods of a value of up to DM 500 inclusive (previously since 1974 = DM 300) and of food and agricultural goods of a value of up to DM 100 inclusive (previously since 1974 = DM 50), provided the weight of the shipment is not exceeding 1,000 kg; presents of a value of DM 500 inclusive per shipment; silver and gold for international payments; diplomatic and consular goods.

Not included either are goods imported or exported by the foreign armed forces stationed in the Federal Republic of Germany.

2.4 Reference month

As far as the presentation of foreign trade as special trade is concerned, direct imports and exports are generally shown in the month they crossed the border, while importations of goods entering customs warehouses, on the other hand, are shown only at the time of their importation from customs warehouses. Due to unavoidable delays in the submission of the declaration, and also because of the necessity to clear up doubtful items, it is possible to some, though a rather small extent that imports and exports are shown in a later reporting period. On the other hand, the export figures may also comprise shipments which, with the combined shipping procedure, with the simplified combined shipping procedure by railway or with the TIR procedure, have not yet left the statistical territory.

2.5 Commodity classifications

The grouping of commodities is shown according to the Standard International Trade Classification, Revision 2 (abbreviated title: SITC-Rev. II; Statistical Papers, Series M, No. 34/Rev. 2).

According to a decision of the Council of the European Communities taken on 9 December 1975 (75/767 EEC), this revised version of the SITC will be used in the member countries as of January 1978. It replaces the first revised 1961 version of the Standard International Trade Classification (SITC, Revised).

As against the first revised version, the SITC-Rev. II contains numerous changes and, in part, considerable extensions and has also been reconciled with the Nomenclature of the Customs Cooperation Council - CCN - (formerly "Brussels Tariff Nomenclature") in such a manner that the smallest components (5 - digit SITC - positions) are corresponding to the tariff numbers of this nomenclature, or parts of such tariff numbers.

Details concerning the allocation of commodities can be seen from a correlation of the positions of the SITC-Rev. II with the Commodity Classification for Foreign Trade Statistics which can be obtained as a special print direct from the Federal Statistical Office, Postfach 55 28, D-6200 Wiesbaden 1. This correlation is further published as Annex 1 in the annual issue of Series 1 of Subject - Matter Series 7.

In the present report, the figures shown are for all reporting periods presented according to the new version of the SITC-Rev. II.

For many items the commodity descriptions have been abbreviated. The complete wording can be seen from the original version of the SITC, Rev. II, of the United Nations.

Deviating therefrom, postal packages (911) are classified in German foreign trade statistics according to their contents. Gold coins are covered by group 972; other coins (961) used as legal tender are not contained in the figures of foreign trade statistics.

Foreign Trade of electric energy comprises the financial settlements (incl. some special cases) and is shown throughout in Mwh.

2.6 Presentation

In Table 6 only those countries for which the reported value of imports or exports was at least \$ 30,000 are presented under the individual groups.

Table 7 presents under the various countries merely those groups of the SITC, for which the reported value for imports or exports was at least \$ 30,000 in the year concerned.

2.7 Partner countries

The "Alphabetic Index of Countries for Foreign Trade Statistics" as of January 1987 includes altogether 198 countries or areas, respectively. A detailed list of all countries is included in this publication.

With regard to imports, that country is shown as the country of production where goods were produced (country of origin), where the goods either were entirely extracted or manufactured, or where they underwent their last essential and economically justified working or stage of manufacture. There apply the conceptual definitions of Articles 4 to 7, Par. 1, of the Ordinance (EEC) No. 802/68 of the Council of 27 June 1968 (OJEurCom., No. L 148, p. 1). As far as exports are concerned, that country is shown as the country of consumption (country of destination), in which the goods are to be used or consumed, worked or transformed.

2.8 Quantities

The quantity data (deciton - dt = 100 kg) refer to the net weight of the goods, or the net weight incl. retail packaging, respectively.

2.9 Values

The values are presented in DM 1,000 and in \$ 1,000. As a general principle, they relate to the value free at border which, independently of the currency shown on the invoice, must always be declared and recorded in DM. This is the value free at border of the statistical territory, and, as far as imports are concerned, the duties on entry are excluded. In the case of exportation or importation after processing, always the full value of the goods including processing and distribution costs is shown.

The values published in \$ 1,000 have been subsequently computed for imports and exports from the DM values. For this purpose, the following conversion rates were applied:

As from year, month	DM for 1 US-\$	As from year, month	DM for 1 US-\$
1982		1983	
January	2,29	January	2,39
February	2,37	February	2,43
March	2,38	March	2,41
April	2,40	April	2,44
May	2,31	May	2,47
June	2,43	June	2,55
July	2,46	July	2,59
August	2,48	August	2,67
September	2,50	September	2,60
October	2,50	October	2,68
November	2,56	November	2,68
December	2,42	December	2,75
1984		1985	
January	2,81	January	3,17
February	2,71	February	3,29
March	2,60	March	3,31
April	2,64	April	3,08
May	2,75	May	3,11
June	2,74	June	3,06
July	2,89	July	2,92
August	2,89	August	2,79
September	3,02	September	2,84
October	3,07	October	2,64
November	2,99	November	2,59
December	1,73	December	2,51
1986		1987	
January	2,44	January	1,86
February	2,33	February	1,83
March	2,26	March	1,81
April	2,27	April	1,79
May	2,23	May	1,82
June	2,24	June	1,85
July	2,15	July	1,86
August	2,06	August	1,81
September	2,04	September	1,80
October	2,00	October	1,68
November	2,03	November	1,68
December	1,99	December	1,63

Deviations from the specific conversion ratio may be due to rounding of the partial figures of which the figures shown here are composed.

2.10 Volume, indices, terms of trade

The volume is determined by multiplying the quantity of the reference month (per commodity number and group of countries) with the unit value of the base year (per commodity number and group of countries). The required base unit values are calculated by dividing the actual values of the base year (per commodity number and group of countries) by the relevant quantities. The volume indicates what the imports/exports would have been in the reference period if the unit values of the base year had remained constant.

The current value index shows the development of the nominal values as related to the base period. The volume index (according to Laspeyres) represents the development of foreign trade, adjusted for changes of the unit value. The unit value index (according to Paasche) informs about the movement of import and export unit values on the basis of the frontier crossing values. The terms of trade indicate how the purchasing power of an export unit, as measured in import units, has changed against the base year.

Index formulae:

$$\text{Current value index: } V_{o,n} = \frac{P_n \cdot q_n}{P_o \cdot q_o} \cdot 100$$

$$\text{Volume index: (according to Laspeyres)} \quad Q_{o,n} = \frac{P_o \cdot q_n}{P_o \cdot q_o} \cdot 100$$

$$\text{Unit value index: (according to Paasche)} \quad P_{o,n} = \frac{P_n \cdot q_n}{P_n \cdot q_o} \cdot 100$$

(x)

$$\text{Terms of trade: (real exchange relationship)} \quad ToT = \frac{P_{o,n}}{P_{o,n}^{(m)}} \cdot 100$$

p = unit value per commodity number and group of countries, q = quantity per commodity number and group of countries, o = base period, n = reference period
 $P_{o,n}^{(x)}$ = index of export unit values, $P_{o,n}^{(m)}$ = index of import unit values.

See in this connection the article: "Neuberechnung des Außenhandelsvolumens und der Außenhandelsindizes of Basis 1980" in: "Wirtschaft und Statistik", No. 2/1984, p. 155 ff.

2.11 Publications and information service

Rather detailed figures of foreign trade statistics are being published in Series 2 to 8 and 8 of Subject-Matter Series 7, entitled "Außenhandel" (Foreign trade).

Moreover, figures of still greater detail may be obtained against reimbursement of costs in the form of table extracts from the Federal Statistical Office, P.O.B. 5528, D-6200 Wiesbaden 1. Out of the great number of possible tabulations, the following should be mentioned:

Imports and exports by commodity numbers, countries of production and of consumption, types of imports and of exports,

Imports by code numbers, countries of production and types of imports,

Imports/exports by countries of purchase/sale and by countries of production/consumption, as well as by commodity subgroups of food industry and the industrial economy,

Imports entering customs warehouses, imports leaving customs warehouses and exports leaving customs warehouses by commodity numbers and countries,

Imports according to branches of transport, border sections, countries of production and commodity subgroups of food industry and industrial economy.

A detailed description of the methodology of foreign trade statistics is contained in the publication "Außenhandel und Statistik" (Foreign Trade and Statistics) of the series "Zahl und Leben" (Figures and Life), No. 7, also published by Messrs. W. Kohlhammer.

3 Notes

The figures for 1987 are definite results. For the results of earlier reference periods always applies the "Introductory Note" (Vormerkung) of the relevant report.

E U R O P E			328	Burundi	A S I A	
Community			329	St Helena a. dependencies		
			330	Angola	Near and Middle East	
001	France (incl. Monaco)		334	Ethiopia		
002	Belgium a. Luxembourg		338	Djibouti	600	Cyprus
003	Netherlands		342	Somalia	604	Lebanon
005	Italy (incl. San Marino)		346	Kenya	608	Syria
006	United Kingdom (Great Britain, Northern Ireland, Isle of Man, British Channel Islands)		350	Uganda	612	Iraq
			352	Tanzania	616	Iran
			355	Seychelles a. dependencies	624	Israel
			357	British Indian Ocean Territory (Chagos Archipelago)	628	Jordan
007	Ireland				632	Saudi Arabia
008	Denmark	366	Mozambique		636	Kuwait
009	Greece	370	Madagascar		640	Bahrain
010	Portugal (incl. Azores a. Madeira)	372	Réunion		644	Qatar
		373	Mauritius		647	United Arab Emirates
011	Spain	375	Comoros		649	Oman
	Spanisch territories not included in the customs or statistical territory	377	Mayotte		652	North Yemen
		378	Zambia		656	South Yemen
		382	Zimbabwe			
		386	Malawi			
021	Canary Islands	390	Republic of South Africa a. Namibia			Other Asian Countries
022	Ceuta a. Melilla					
	Other European Countries	391	Botswana		660	Afghanistan
		393	Swaziland		662	Pakistan
		395	Lesotho		664	India (incl. Sikkim)
024	Iceland				666	Bangladesh
025	Faroe Islands				667	Maldives
028	Norway (incl. Svalbard)				669	Sri Lanka (Ceylon)
030	Sweden		A M E R I C A		672	Nepal
032	Finland				675	Bhutan
036	Switzerland (incl. Büsingen, Liechtenstein)		North America		676	Burma
038	Austria (excl. Jungholz a. Mittelberg)	400	United States of America (incl. Puerto Rico)		680	Thailand
					684	Laos
043	Andorra	404	Canada		690	Vietnam
044	Gibraltar	406	Greenland		696	Kampuchea (Cambodia)
045	Vatican City State	408	St Pierre a. Miquelon		700	Indonesia
046	Malta				701	Malaysia (Malaya, Sabah, Sarawak)
048	Yugoslavia		Central and South America		703	Brunei
052	Turkey				706	Singapore
056	Soviet Union	412	Mexiko		708	Philippines
060	Poland	413	Bermuda		716	Mongolia
062	Czechoslovakia	416	Guatemala		720	China
064	Hungary	421	Belize		724	North Korea
066	Romania	424	Honduras		728	South Korea
068	Bulgaria	428	El Salvador		732	Japan
070	Albania	432	Nicaragua		736	Taiwan
		436	Costa Rica		740	Hong Kong
		442	Panama		743	Macao
	A F R I C A	446	Anguilla			
		448	Cuba			
	North Africa	449	St. Christoph a. Nevis			
		452	Haiti		A U S T R A L A S I A ,	
204	Morocco	453	Bahamas		O C E A N I A A N D	
208	Algeria	454	Turks a. Caicos Islands		O T H E R T E R R I T O R I E S	
212	Tunisia	456	Dominican Republic			
216	Libya	457	Virgin Islands of the United States	800	Australia	
220	Egypt			801	Papua New Guinea	
224	Sudan	458	Guadeloupe	802	Australian Oceania (Heard a. McDonald Islands, Cocos Islands, Christmas a. Norfolk Islands)	
	West Africa	459	Antigua a. Barbuda			
		460	Dominica			
228	Mauritania	461	British Virgin Islands	803	Nauru	
232	Mali	462	Martinique	804	New Zealand	
236	Burkina Faso	463	Cayman Islands	806	Solomon Islands	
240	Niger	464	Jamaica	807	Tuvalu	
244	Chad	465	St Lucia	808	American Oceania	
247	Republic of Cape Verde	467	St Vincent	809	New Caledonia a. dependencies	
248	Senegal	469	Barbados	811	Wallis a. Futuna Islands	
252	Gambia	472	Trinidad a. Tobago	812	Kiribati	
257	Guinea Bissau	473	Grenada	813	Pitcairn	
260	Guinea	474	Aruba	814	New Zealand Oceania (Tokelau a. Niue Islands); Cook Islands	
264	Sierra Leone	476	Netherlands Antilles (Curacao, etc.)	815	Fiji	
268	Liberia			816	Vanuatu	
272	Ivory Coast	480	Colombia	817	Tonga	
276	Ghana	484	Venezuela	819	Western Samoa	
280	Togo	488	Guyana	822	French Polynesia	
284	Benin	492	Suriname	890	Polar Regions	
288	Nigeria	496	French Guiana			
		500	Ecuador			
	Central, East and South Africa	504	Peru			
		508	Brasil			
302	Cameroon	512	Chile			
306	Central African Republic	516	Bolivia			
310	Equatorial Guinea	520	Paraguay	950	Supplies for ships a. aircraft (imports for German a. exports resp. transit for foreign vessels a. aircraft)	
311	Sao Tomé a. Principe	524	Uruguay			
314	Gabon	528	Argentina			
318	Congo	529	Falkland Islands a. dependencies	958	Unidentified countries	
322	Zaire					
324	Rwanda					

Neither the headings which make up this nomenclature nor the details used with them are to be taken as any expression of opinion on the political status of the countries or territories concerned.

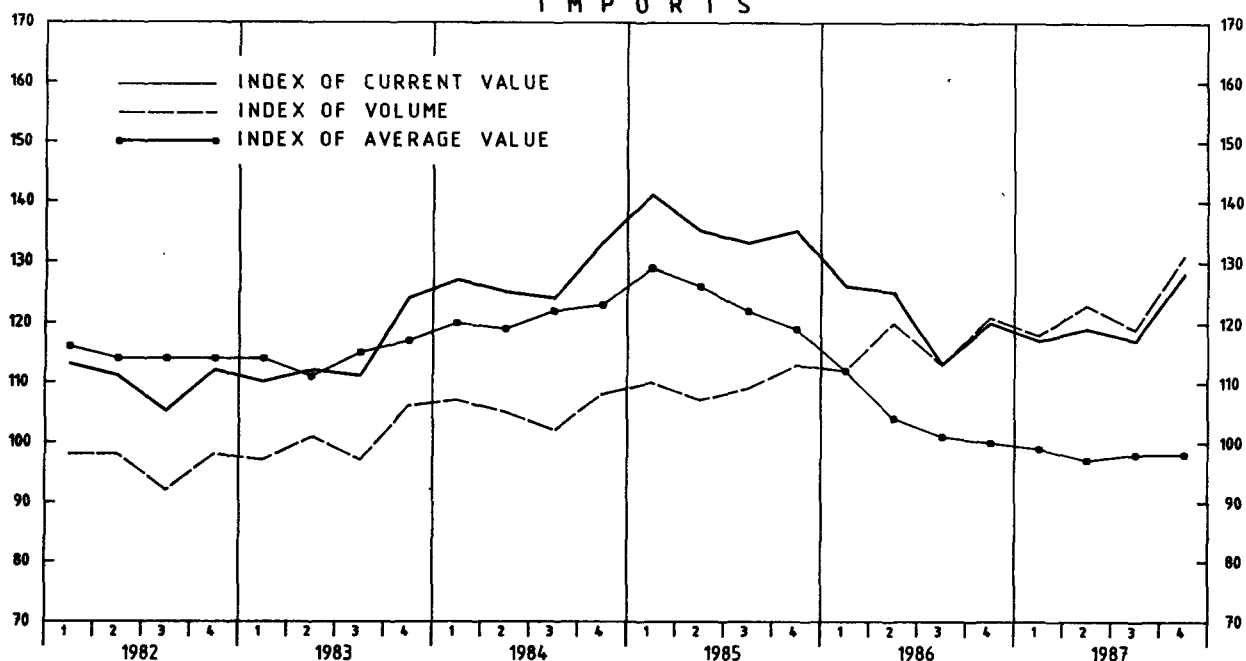
Alphabetical Index of Countries for Table 7

Country	Page	Country	Page
Afghanistan	313	Lesotho	276
Albania	248	Liberia	258
Algeria	250	Libya	252
American Oceania	338	Macao	335
Americ. Virgin Is.	287	Madagascar	270
Andorra	233	Malawi	273
Angola	266	Malaysia	322
Antigua & Barbuda	287	Maldives	317
Anguilla	285	Mali	255
Argentina	299	Malta	234
Aruba	289	Martinique	287
Australia	335	Mauritania	255
Austral. Oceania	337	Mauritius	271
Austria	231	Mayotte	272
Bahamas	286	Mexico	280
Bahrain	309	Mongolia	326
Bangladesh	316	Morocco	249
Barbados	288	Mozambique	270
Belgium & Luxembourg	202	Nauru	337
Belize	282	Nepal	318
Benin	261	Netherl. Antilles	289
Bermuda	281	Netherlands	204
Bhutan	318	New Caledonia	338
Bolivia	297	New Zealand	337
Botswana	275	N. Zealand Oceania	339
Bracil	294	Nicaragua	283
Brit. In. Oc. Terr.	270	Niger	256
British Virgin Islands	287	Nigeria	261
Brunei	323	North Korea	328
Bulgaria	247	North Yemen	312
Burkina Faso	255	Norway	223
Burma	318	Oman	312
Burundi	265	Pakistan	314
Cameroon	262	Panama	284
Canada	278	Papua New Guinea	337
Canary Islands	220	Paraguay	297
Cayman Islands	288	Peru	293
Central Afr. Rep.	263	Philippines	325
Ceuta and Melilla	221	Pitcairn	339
Chad	256	Poland	240
Chile	296	Polar Reg.	340
China	326	Portugal	217
Columbia	290	Qatar	310
Comoros	272	Rep. Cape Verde	256
Congo	264	Rep. South Africa & Namibia	274
Costa Rica	284	Réunion	271
Cuba	285	Romania	246
Cyprus	300	Rwanda	265
Czechoslovakia	242	S.Tomé & Principe	263
Denmark	213	Saudi Arabia	307
Djibouti	267	Senegal	256
Dominica	287	Seychelles	270
Dominican Republic	286	Ships suppl	340
Ecuador	292	Sierra Leone	258
Egypt	254	Singapore	323
El Salvador	263	Solomon Islands	338
Equatorial Guinea	263	Somalia	267
Ethiopia	266	South Korea	328
Falkland Is.	300	South Yemen	313
Faroe Islands	223	Sovjetunion	238
Finland	227	Spain	218
Fiji	339	Sri Lanka	317
France	200	St. Christoph a. Nevis	286
French Guiana	292	St. Helena	266
French Polynesia	339	St. Lucia	288
Gabon	263	St. Pierre & Miquelon	280
Gambia	257	St. Vincent	288
Ghana	259	Sudan	253
Gibraltar	233	Suriname	292
Greece	215	Swaziland	276
Greenland	280	Sweden	225
Grenada	289	Switzerland	229
Guadeloupe	287	Syria	302
Guatemala	282	Taiwan	332
Guinea	257	Tanzania	269
Guinea-Bissau	257	Thailand	319
Guyana	292	Togo	260
Haiti	286	Tonga	339
Honduras	282	Trinidad and Tobago	289
Hong Kong	333	Turks & Caicos Is.	286
Hungary	244	Tunisia	251
Iceland	222	Turkey	237
India	315	Tuvalu	338
Indonesia	321	Uganda	268
Iran	304	Unident. countries	340
Iraq	303	Unit. Arab. Emirates	311
Ireland	211	United Kingdom	209
Israel	305	Uruguay	298
Italy	206	USA	276
Ivory Coast	259	Vanuatu	339
Jamaica	288	Vatican City	234
Japan	330	Venezuela	291
Jordan	306	Vietnam	320
Kampuchea	321	Wallis & Futuna	339
Kenya	268	West. Samoa	339
Kiribati	339	Yugoslavia	235
Kuwait	308	Zaire	264
Laos	320	Zambia	272
Lebanon	301	Zimbabwe	272

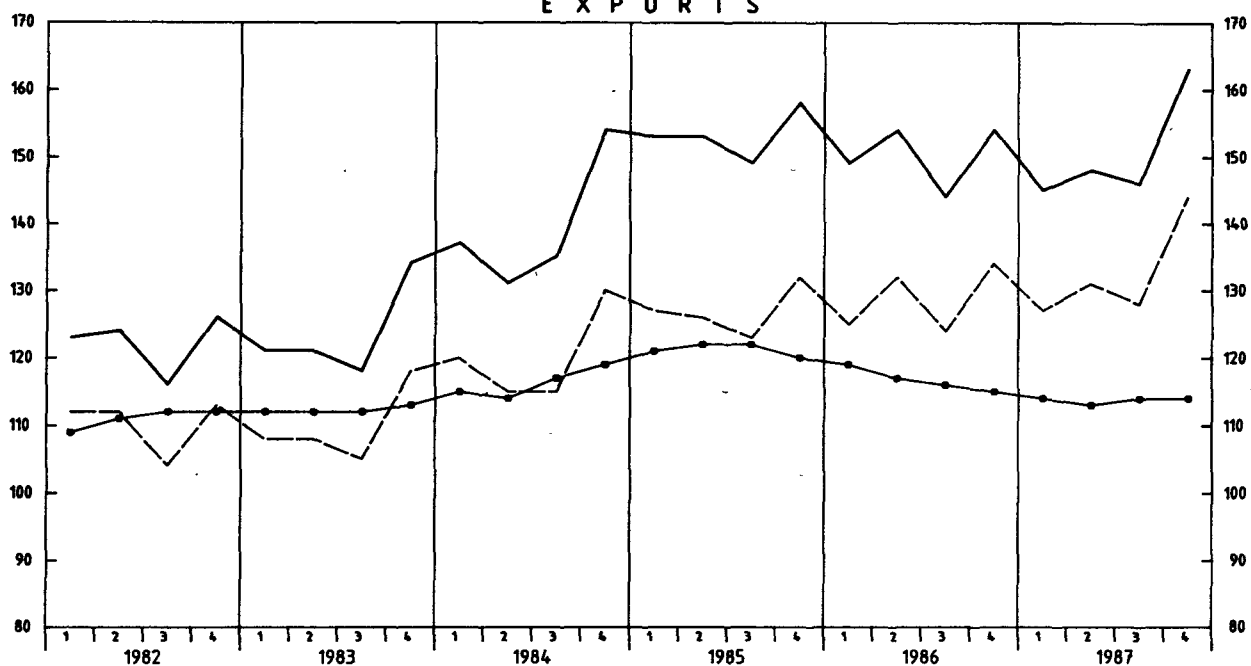
INDEX OF CURRENT VALUE, VOLUME AND AVERAGE VALUE OF IMPORTS AND EXPORTS (SPECIAL TRADE)

1980 = 100

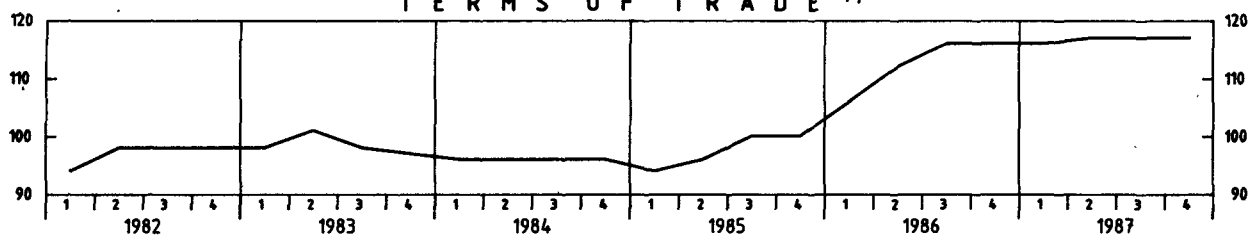
IMPORTS



EXPORTS



TERMS OF TRADE ¹⁾



STAT. BUNDESAMT 907.603

1) INDEX OF AVERAGE VALUE OF EXPORTS IN % OF THE INDEX OF AVERAGE VALUE OF IMPORTS

Tables

1 Development of Current Value and Volume of Imports and Exports

(Special Trade) by Sections of the SITC - Rev. II

1.1 Imports by Groups of Countries

- Countries of production -

Year Quarter	Total	Section									
		0 Food and live animals	1 Beverages and tobacco	2 Crude materials, inedible	3 Mineral fuels, lubricants etc.	4 Animal and vegetable oils and fats	5 Chemicals	6 Manufactured goods classified chiefly by material	7 Machinery and transport equipment	8 Miscella- neous manufactured articles	9 Commodities and trans- actions not classified acc. to kind 1)
Current Value in 1 000 DM											
Total											
1983	390 192 040	38 554 831	4 209 401	27 116 393	82 690 576	1 858 744	31 882 637	63 447 524	85 094 946	43 721 487	11 615 501
1984	434 256 917	41 948 773	4 113 524	31 006 174	88 533 896	2 954 787	37 082 352	71 258 600	95 109 838	49 553 175	12 695 798
1985	463 810 992	44 320 161	4 602 199	31 881 101	92 181 868	2 754 681	41 259 571	74 921 487	105 954 405	52 904 413	13 031 106
1986	413 744 431	42 742 435	4 495 593	26 502 182	48 246 745	1 518 959	38 313 033	73 404 423	108 953 938	55 928 798	13 638 325
1987	409 641 283	40 147 293	4 472 414	25 111 842	39 508 418	1 173 220	38 512 189	71 642 811	114 475 484	61 537 596	13 060 016
1983 Q. 1	93 674 635	9 009 535	1 062 024	6 455 247	21 107 723	375 024	7 606 536	14 666 324	19 645 336	10 914 401	2 832 485
Q. 2	95 909 080	9 697 134	971 407	6 887 555	19 748 318	416 659	7 856 741	16 291 191	21 339 874	9 777 764	2 922 437
Q. 3	95 091 764	9 293 293	990 669	6 387 211	19 864 800	452 757	8 285 715	15 421 741	20 334 582	11 562 960	2 498 036
Q. 4	105 516 561	10 554 869	1 185 301	7 386 380	21 969 735	614 304	8 133 645	17 068 268	23 775 154	11 466 362	3 362 543
1984 Q. 1	108 739 636	10 269 001	1 005 647	7 808 034	23 220 381	642 074	9 314 997	17 743 617	22 668 346	12 924 340	3 143 199
Q. 2	106 486 107	11 082 631	976 943	7 659 072	21 520 034	704 874	9 324 312	18 270 429	22 863 422	10 962 422	3 121 968
Q. 3	105 869 423	10 110 425	930 761	7 391 538	21 677 266	809 618	9 187 016	16 930 001	22 757 003	13 035 266	3 040 529
Q. 4	113 161 751	10 486 716	1 200 173	8 147 530	22 116 215	798 221	9 256 027	18 314 553	26 821 067	12 631 147	3 390 102
1985 Q. 1	120 220 116	11 416 923	1 149 849	8 354 669	25 395 617	751 631	10 079 286	18 529 263	27 160 661	14 193 171	3 189 046
Q. 2	115 531 013	11 556 642	1 101 168	8 456 000	22 938 958	732 465	10 524 455	19 291 437	26 181 399	11 583 095	3 165 394
Q. 3	113 204 396	10 611 194	1 043 613	7 499 800	22 749 648	714 889	10 500 088	18 272 498	24 725 495	13 796 030	3 291 141
Q. 4	114 855 467	10 735 402	1 307 569	7 570 632	21 097 645	555 696	10 155 742	18 828 289	27 886 850	13 332 117	3 385 525
1986 Q. 1	107 752 297	10 587 192	1 110 627	7 048 133	17 561 033	436 911	9 551 478	18 360 420	26 072 042	13 806 483	3 217 978
Q. 2	106 862 708	11 690 163	1 030 080	6 895 305	12 505 117	404 670	9 933 821	19 622 279	28 125 334	12 721 875	3 934 064
Q. 3	96 507 113	9 938 950	1 092 247	5 876 574	9 066 790	358 962	9 603 671	17 275 075	25 434 548	14 737 443	3 122 853
Q. 4	102 622 313	10 526 130	1 262 639	6 682 170	9 113 805	318 416	9 224 063	18 146 649	29 322 014	14 662 997	3 363 430
1987 Q. 1	99 474 145	9 705 803	1 029 625	6 272 306	10 058 955	285 128	9 497 400	17 300 106	27 389 748	15 204 772	2 730 302
Q. 2	101 781 751	10 447 543	1 033 573	6 293 893	9 594 437	277 041	9 549 769	18 215 516	29 286 064	13 740 675	3 343 240
Q. 3	99 512 268	9 443 748	1 035 040	6 030 997	9 947 434	302 883	9 690 078	17 086 421	26 495 119	16 427 828	3 052 720
Q. 4	108 873 119	10 550 199	1 374 176	6 514 646	9 907 592	308 168	9 774 942	19 040 768	31 304 553	16 164 321	3 933 754
EC-Countries ²⁾											
1983	191 438 028	21 035 060	2 434 410	8 073 012	33 291 586	793 579	21 243 556	34 333 156	46 024 069	19 889 586	4 320 014
1984	208 034 978	22 419 586	2 467 823	8 639 751	37 178 401	1 163 290	24 496 482	37 444 831	48 248 460	21 613 944	4 362 410
1985	225 406 021	24 412 618	2 695 081	9 513 634	39 727 462	1 085 642	27 083 665	39 958 608	52 422 051	23 243 948	5 263 312
1986	206 022 336	24 129 013	2 749 520	8 500 244	22 195 123	669 549	25 388 927	39 870 372	53 061 666	24 418 799	5 039 123
1987	204 705 059	23 435 208	2 869 218	8 303 921	18 625 506	559 791	25 846 720	38 955 271	55 203 234	26 019 810	4 886 380
1983 Q. 1	46 207 195	4 848 104	636 281	1 907 098	8 787 377	160 104	5 158 400	7 844 109	11 022 338	4 942 846	900 538
Q. 2	48 334 239	5 630 957	547 297	2 021 015	8 323 117	166 762	5 241 711	8 929 119	11 680 995	4 535 574	1 257 692
Q. 3	45 632 261	5 258 165	517 751	1 764 900	7 409 968	192 078	5 232 272	8 167 976	11 006 844	5 158 490	923 817
Q. 4	51 264 333	5 297 834	733 081	2 379 999	8 771 124	274 635	5 611 173	9 391 952	12 313 892	5 252 676	1 237 967
1984 Q. 1	52 480 148	5 148 347	612 649	2 156 438	10 206 155	249 992	6 075 820	9 351 690	12 011 916	5 617 586	1 049 555
Q. 2	51 103 819	6 408 431	566 717	2 135 029	8 614 084	276 385	6 229 332	9 665 835	11 449 440	4 779 214	979 352
Q. 3	50 212 666	5 625 084	530 269	1 970 044	8 964 789	317 688	5 894 844	8 719 038	11 497 270	5 605 742	1 087 898
Q. 4	54 238 345	5 237 724	758 188	2 378 240	9 393 373	319 225	6 296 486	9 708 268	13 289 834	5 161 402	1 245 605
1985 Q. 1	58 942 640	6 096 788	679 336	2 437 391	12 196 369	311 378	6 449 900	9 548 979	13 835 325	5 901 357	1 485 817
Q. 2	55 345 140	6 598 968	639 250	2 461 115	8 913 176	275 814	6 722 941	10 398 753	12 874 812	5 107 247	1 353 064
Q. 3	54 292 137	6 095 033	570 409	2 099 297	9 200 364	279 427	7 035 251	9 742 259	11 884 458	6 143 956	1 241 683
Q. 4	56 826 104	5 621 829	806 086	2 515 831	9 417 553	219 023	6 875 573	10 268 617	13 827 456	6 091 388	1 182 748
1986 Q. 1	53 961 404	5 781 533	677 369	2 338 358	8 418 385	195 651	6 390 007	9 834 612	13 046 095	5 953 146	1 326 248
Q. 2	54 030 812	6 856 272	629 992	2 134 580	6 000 819	175 954	6 587 886	10 779 264	13 717 024	5 633 182	1 515 839
Q. 3	47 344 442	5 985 212	599 166	1 773 332	3 761 245	161 490	6 308 076	9 228 687	12 097 503	6 436 483	993 248
Q. 4	50 685 678	5 505 996	842 993	2 253 974	4 014 674	136 454	6 102 958	10 027 809	14 201 044	6 395 988	1 203 788
1987 Q. 1	49 612 670	5 295 283	655 571	2 070 348	5 053 329	140 083	6 476 135	9 363 509	13 132 161	6 431 668	994 583
Q. 2	51 967 258	6 245 001	667 210	2 121 955	4 495 620	135 043	6 335 426	10 097 068	14 823 882	5 840 028	1 206 025
Q. 3	48 776 523	5 884 999	651 143	1 853 113	4 436 361	142 487	6 454 101	9 057 003	12 469 001	6 837 220	991 095
Q. 4	54 348 608	6 009 925	895 294	2 258 505	4 640 196	142 178	6 581 058	10 437 691	14 778 190	6 910 894	1 694 677
Other Countries ³⁾											
1983	198 754 012	17 519 771	1 774 991	19 043 381	49 398 990	1 065 165	10 639 081	29 114 368	39 070 877	23 831 901	7 295 487
1984	226 221 939	19 529 187	1 645 701	22 366 423	51 355 495	1 791 497	12 585 870	33 813 769	46 861 378	27 939 231	8 333 388
1985	238 404 971	19 907 543	1 907 118	22 367 467	52 454 406	1 669 039	14 175 906	34 962 879	53 532 354	29 660 465	7 767 794
1986	207 722 095	18 613 422	1 746 073	18 001 938	26 051 622	849 410	12 924 106	33 534 051	55 892 272	31 509 999	8 599 202
1987	204 936 224	16 712 085	1 603 196	16 807 921	20 882 912	613 429	12 665 469	32 687 540	59 272 250	35 517 786	8 173 636
1983 Q. 1	47 467 440	4 161 431	425 743	4 548 149	12 320 346	214 920	2 448 136	6 822 215	8 622 998	5 971 555	1 931 947
Q. 2	47 574 841	4 066 177	424 110	4 866 540	11 425 201	249 897	2 615 030	7 362 072	9 658 879	5 242 190	1 664 745
Q. 3	49 459 503	4 035 128	472 918	4 622 311	12 454 832	260 679	3 053 443	7 253 765	9 327 738	6 404 470	1 574 219
Q. 4	54 252 228	5 257 035	452 220	5 006 381	13 198 611	339 669	2 522 472	7 676 316	11 461 262	6 213 686	2 124 576
1984 Q. 1	56 259 488	5 120 654	392 998	5 651 596	13 014 226	392 082	3 239 177	8 391 927	10 656 430	7 306 754	2 093 644
Q. 2	55 382 288	4 6									

1 Development of Current Value and Volume of Imports and Exports

(Special Trade) by Sections of the SITC - Rev. II

1.1 Imports by Groups of Countries

- Countries of production -

Year Quarter	Total	Section									
		0 Food and live animals	1 Beverages and tobacco	2 Crude materials, inedible	3 Mineral fuels, lubricants etc.	4 Animal and vegetable oils and fats	5 Chemicals	6 Manufactured goods classified chiefly by material	7 Machinery and transport equipment	8 Miscella- neous manufactured articles	9 Commodities and trans- actions not classified acc. to kind 1)
Volume in 1 000 DM 2)											
Total											
1983	341 826 766	35 945 626	3 635 659	25 116 588	63 662 401	1 696 761	29 335 839	60 158 075	72 914 030	39 014 514	x
1984	359 472 879	36 694 923	3 435 469	25 794 958	64 156 284	1 753 744	31 946 918	63 779 472	79 116 946	41 851 748	x
1985	374 427 857	39 280 440	3 638 688	27 068 449	65 358 362	1 823 126	33 956 678	64 758 810	83 955 347	43 783 775	x
1986	397 505 996	40 346 720	3 539 744	27 469 372	68 457 769	1 922 312	35 399 374	68 944 262	89 440 676	49 870 802	x
1987	418 801 308	41 716 504	3 792 350	29 230 918	66 639 305	1 866 975	37 905 739	71 358 475	96 768 578	57 127 432	x
1983 Q. 1	82 327 011	8 628 151	922 674	6 080 010	15 968 501	387 046	6 963 372	14 217 751	17 006 213	9 625 796	x
Q. 2	86 189 655	9 136 381	848 694	6 529 509	15 909 573	427 681	7 439 187	15 692 085	18 503 473	8 998 870	x
Q. 3	82 921 821	8 587 111	855 630	5 851 695	15 421 797	407 838	7 704 808	14 476 891	17 267 231	10 125 315	x
Q. 4	90 388 279	9 593 983	1 008 661	6 655 374	16 362 530	474 196	7 228 472	15 771 348	20 137 113	10 264 533	x
1984 Q. 1	91 003 150	8 946 138	858 099	6 586 229	16 826 931	421 017	8 063 803	16 297 417	19 307 398	10 977 972	x
Q. 2	89 544 593	9 524 017	820 188	6 447 384	15 955 963	425 378	8 139 937	16 521 238	19 328 770	9 619 176	x
Q. 3	86 943 681	8 918 881	780 913	6 093 220	15 970 141	446 954	7 838 989	14 936 697	18 753 188	10 624 499	x
Q. 4	91 981 455	9 305 887	976 269	6 668 125	15 403 249	460 395	7 904 189	16 024 120	21 727 590	10 630 101	x
1985 Q. 1	93 533 575	9 806 208	944 216	6 561 878	16 431 632	432 900	8 293 797	15 893 180	21 427 217	11 282 405	x
Q. 2	91 639 186	9 849 211	877 841	6 970 881	15 801 694	434 919	8 590 045	16 459 551	20 401 604	9 661 726	x
Q. 3	92 715 702	9 617 820	808 351	6 511 554	17 190 600	480 548	8 610 135	15 817 174	19 682 245	11 238 672	x
Q. 4	96 539 394	10 007 201	1 008 280	7 024 136	15 934 436	474 753	8 462 701	16 588 905	22 444 281	11 600 972	x
1986 Q. 1	95 851 976	9 615 846	874 131	6 774 813	17 273 356	429 136	8 194 974	16 636 617	21 291 274	11 891 178	x
Q. 2	102 645 790	10 659 557	797 392	7 116 604	18 564 952	472 436	8 988 524	18 257 400	22 805 556	11 542 086	x
Q. 3	96 039 853	9 574 910	859 772	6 150 604	16 880 410	499 356	9 105 056	16 468 490	20 900 621	12 888 081	x
Q. 4	102 968 377	10 496 407	1 008 449	7 427 351	15 739 051	521 384	9 110 820	17 581 755	24 443 225	13 549 457	x
1987 Q. 1	100 745 434	9 771 287	870 749	6 961 446	16 636 964	462 251	9 364 197	17 276 634	22 968 342	13 810 638	x
Q. 2	104 662 041	10 527 929	880 155	7 660 158	16 445 443	453 796	9 445 943	18 348 570	24 624 555	13 057 493	x
Q. 3	101 744 099	10 044 122	892 404	7 141 399	16 563 293	475 805	9 443 704	16 988 956	22 323 890	14 981 997	x
Q. 4	111 649 734	11 373 166	1 149 042	7 467 915	16 993 605	475 123	9 651 895	18 744 315	26 851 791	15 277 304	x
EC-Countries ³⁾											
1983	172 526 860	19 876 038	2 239 665	7 646 798	25 927 533	714 209	19 518 011	32 395 867	42 074 550	18 283 674	x
1984	179 586 582	20 291 152	2 242 409	7 842 758	27 145 437	737 525	21 312 645	33 745 455	43 436 242	19 031 596	x
1985	188 909 430	22 334 605	2 348 272	8 524 197	28 440 462	717 561	22 524 883	34 542 378	45 126 294	20 049 761	x
1986	197 560 423	22 925 304	2 314 076	8 736 054	31 030 116	745 149	23 543 413	36 550 516	45 595 788	21 834 079	x
1987	206 118 211	22 825 581	2 478 304	9 367 455	31 987 918	800 358	25 309 432	37 679 951	47 740 087	23 549 698	x
1983 Q. 1	41 236 319	4 601 930	589 984	1 781 491	6 708 884	160 212	4 715 841	7 475 852	9 975 789	4 420 222	x
Q. 2	44 329 397	5 345 660	514 591	1 960 504	6 780 758	166 824	4 918 493	8 514 073	10 691 506	4 318 304	x
Q. 3	41 282 976	4 962 691	488 307	1 695 065	5 854 892	173 579	4 900 580	7 686 884	10 030 296	4 641 872	x
Q. 4	45 678 168	4 965 757	646 783	2 209 738	6 582 999	213 594	4 983 097	8 719 058	11 376 959	4 903 276	x
1984 Q. 1	45 302 030	4 624 277	567 155	1 938 577	7 312 410	173 273	5 304 332	8 589 998	10 989 535	4 882 533	x
Q. 2	44 593 349	5 587 145	526 222	1 932 547	6 439 503	179 685	5 470 886	8 771 703	10 428 748	4 381 126	x
Q. 3	43 220 012	5 168 387	490 576	1 809 326	6 782 056	189 606	5 086 674	7 793 286	10 217 084	4 755 278	x
Q. 4	46 471 191	4 911 343	658 456	2 162 308	6 611 468	194 961	5 450 753	8 590 468	11 800 875	5 012 659	x
1985 Q. 1	48 264 441	5 537 717	617 061	2 089 952	7 948 589	189 709	5 477 210	8 316 229	12 025 515	4 927 292	x
Q. 2	46 112 181	5 826 262	568 899	2 164 225	6 315 248	165 900	5 565 873	8 938 259	11 007 172	4 464 220	x
Q. 3	46 051 388	5 681 275	493 827	1 917 903	7 148 683	187 939	5 753 960	8 397 050	10 281 395	5 143 084	x
Q. 4	48 481 420	5 289 351	668 485	2 352 117	7 027 942	174 013	5 727 840	8 890 840	11 812 212	5 515 165	x
1986 Q. 1	48 130 290	5 318 420	580 777	2 211 772	8 266 646	176 598	5 493 986	8 662 614	11 146 451	5 155 992	x
Q. 2	51 868 027	6 333 141	524 703	2 203 050	8 766 043	185 843	5 962 166	9 805 578	11 084 591	5 177 696	x
Q. 3	47 145 452	5 806 235	512 070	1 852 232	7 105 377	197 634	6 048 994	8 650 469	10 534 572	5 558 329	x
Q. 4	50 416 654	5 467 508	696 526	2 469 000	6 892 050	185 074	6 038 267	9 431 855	12 230 174	5 942 062	x
1987 Q. 1	49 725 715	5 089 013	579 116	2 161 725	8 486 640	197 489	6 389 329	9 088 813	11 284 182	5 572 327	x
Q. 2	52 517 202	5 834 605	580 649	2 615 111	7 969 189	196 067	6 223 519	9 885 329	12 738 231	5 387 803	x
Q. 3	49 209 620	5 891 026	575 139	2 190 277	7 549 518	207 682	6 253 519	8 774 666	10 795 455	6 084 130	x
Q. 4	54 665 674	6 010 937	743 400	2 400 342	7 982 571	199 120	6 443 065	9 931 143	12 922 219	6 505 438	x
Other Countries ⁴⁾											
1983	169 299 906	16 069 588	1 395 994	17 469 790	37 734 868	982 552	9 817 828	27 762 208	30 839 480	20 730 840	x
1984	179 886 297	16 403 771	1 193 060	17 952 200	37 010 847	1 016 219	10 634 273	30 034 017	35 680 704	22 820 152	x
1985	185 518 427	16 945 835	1 290 416	18 544 252	36 917 900	1 105 559	11 431 795	30 216 432	38 829 053	23 734 014	x
1986	199 945 573	17 421 416	1 225 668	18 733 318	37 427 653	1 177 163	11 855 961	32 393 746	43 844 888	28 036 723	x
1987	212 683 097	18 890 923	1 314 046	19 863 463	34 651 387	1 066 617	12 596 307	33 678 524	49 028 491	33 577 734	x
1983 Q. 1	41 090 692	4 026 221	332 690	4 298 519	9 259 617	226 834	2 247 531	6 741 899	7 030 424	5 205 574	x
Q. 2	41 860 258	3 790 721	334 103	4 569 005	9 128 815	260 857	2 520 694	7 178 012	7 811 967	4 680 566	x
Q. 3	41 638 845	3 624 420	367 323	4 156 630	9 566 905	234 259	2 804 228	6 790 007	7 236 935	5 483 443	x
Q. 4	44 710 111	4 628 226	361 878	4 445 636	9 779 531	260 602	2 245 375	7 052 290	8 760 154	5 361 257	x
1984 Q. 1	45 701 120	4 321 861	290 944	4 647 652	9 514 521	247 744	2 759 471	7 707 419	8 317 863	6 095 439	x
Q. 2	44 951 244	3 936 872	293 966	4 514 837	9 516 460	245 693	2 669 051	7 749 535	8 900 022	5 238 050	x
Q. 3	43 723 669	3 750 494	290 337	4 283 894	9 188 085	257 348	2 752 315	7 143 411	8 536 104	5 869 221	x
Q. 4	45 510 264	4 394 544	317 813	4 505 817	8 791 781	265 434	2 453 436	7 433 652	9 926 715	5 671 442	x
1985 Q. 1	45 269 134	4 268 491	327 155	4 471 926	8 483 043	243 191	2 816 587	7 576 951	9 401 702	6 355 113	x
Q. 2	45 527 005	4 022									

1 Development of Current Value and Volume of Imports and Exports

(Special Trade) by Sections of the SITC - Rev. II

1.2 Exports by Groups of Countries

- Countries of consumption -

Year Quarter	Total	Section									
		0	1	2	3	4	5	6	7	8.	9
		Food and live animals	Beverages and tobacco	Crude materials, inedible	Mineral fuels, lubricants etc.	Animal and vegetable oils and fats	Chemicals	Manufactured goods classified chiefly by material	Machinery and transport equipment	Miscella- neous manufactured articles	Commodities and trans- actions not classified acc. to kind 1)
Current Value in 1 000 DM											
Total											
1983	432 281 084	18 886 178	2 836 377	8 100 133	14 630 874	1 732 926	56 696 864	80 119 672	196 370 908	40 489 547	12 417 605
1984	488 222 999	20 925 370	3 097 820	9 806 646	16 104 768	2 570 681	66 261 914	91 117 283	218 802 236	46 385 773	13 150 508
1985	537 164 225	21 540 560	3 510 885	10 727 982	15 284 115	2 795 279	71 143 347	100 311 312	246 715 223	53 625 182	11 510 340
1986	526 363 011	21 712 601	3 363 379	9 225 052	8 611 437	1 689 614	67 691 009	95 134 314	251 331 983	55 921 241	11 682 381
1987	527 376 738	21 103 052	3 095 612	9 240 763	7 103 936	1 322 247	68 485 171	93 344 291	255 132 293	56 837 432	11 711 941
1983 Q. 1	105 590 960	4 602 117	612 201	1 887 859	3 770 892	390 096	13 564 196	19 401 109	48 044 098	9 981 695	3 336 697
Q. 2	106 117 220	4 597 625	725 122	1 956 026	3 348 353	370 063	13 864 492	19 902 582	49 109 506	9 305 554	2 937 897
Q. 3	103 411 370	4 654 753	791 885	1 927 590	3 692 945	416 632	13 842 098	19 310 237	45 763 997	10 329 875	2 681 358
Q. 4	117 161 534	5 031 683	707 169	2 328 658	3 818 684	556 135	15 426 078	21 505 744	53 453 307	10 872 423	3 461 653
1984 Q. 1	120 112 929	5 240 700	606 642	2 432 501	4 086 964	600 014	16 879 927	21 790 181	54 359 142	11 224 697	2 892 161
Q. 2	115 087 698	5 007 132	809 223	2 434 698	3 896 807	571 112	16 434 877	22 561 746	49 415 971	10 513 228	3 442 904
Q. 3	117 969 379	5 029 824	866 528	2 316 421	3 796 255	671 400	16 097 428	22 589 936	51 164 061	12 264 389	3 173 137
Q. 4	135 052 993	5 647 714	815 427	2 623 026	4 324 742	728 155	16 849 682	24 175 420	63 863 062	12 383 459	3 642 306
1985 Q. 1	133 843 859	5 187 774	771 400	2 727 622	4 131 201	732 976	18 297 869	24 733 057	61 694 681	12 862 195	2 705 084
Q. 2	134 072 873	5 311 885	928 930	2 884 321	4 246 888	702 314	18 484 464	25 221 040	61 190 657	12 435 759	2 666 615
Q. 3	130 759 406	5 123 791	992 996	2 523 067	3 808 018	705 606	17 677 660	24 769 361	58 092 794	14 081 804	2 984 309
Q. 4	138 488 087	5 917 110	817 559	2 592 972	3 098 008	654 383	16 683 354	25 587 854	65 737 091	14 245 424	3 154 332
1986 Q. 1	130 303 048	5 391 060	773 390	2 401 226	2 684 011	522 630	17 700 078	23 637 602	60 819 996	13 685 279	2 687 776
Q. 2	135 004 665	5 394 506	859 114	2 409 171	2 161 685	409 049	17 582 283	24 967 797	64 896 132	13 226 467	3 098 461
Q. 3	125 929 129	5 157 936	955 723	2 074 178	1 841 977	386 875	16 259 781	22 788 927	59 035 012	14 592 749	2 835 971
Q. 4	135 126 169	5 769 099	775 152	2 340 477	1 923 764	371 060	16 148 867	23 739 988	66 580 843	14 416 746	3 060 173
1987 Q. 1	127 187 410	5 432 052	702 356	2 253 035	1 775 767	339 966	16 789 098	22 272 370	61 265 919	13 861 927	2 494 920
Q. 2	129 827 755	5 150 084	741 939	2 300 607	1 768 105	321 927	17 276 687	23 262 218	63 015 541	13 014 101	2 976 546
Q. 3	127 399 780	4 937 616	845 062	2 168 680	1 680 396	314 767	16 809 744	22 908 278	59 669 385	14 898 858	3 166 994
Q. 4	142 961 793	5 583 300	806 255	2 518 441	1 879 668	345 587	17 609 642	24 901 425	71 181 448	15 062 546	3 073 481
EC-Countries ²⁾											
1983	207 770 520	12 972 977	1 793 594	4 779 383	9 581 665	1 166 752	26 972 225	40 107 468	86 054 055	19 157 138	5 185 263
1984	232 812 022	14 191 278	1 986 158	5 844 585	10 540 379	1 905 111	31 446 402	45 303 900	95 303 716	21 354 266	4 936 227
1985	254 866 916	14 949 251	2 326 965	6 367 167	9 270 262	2 046 324	33 921 372	49 995 468	106 255 303	24 408 066	5 326 738
1986	252 394 936	15 154 937	2 231 279	5 597 775	4 834 269	1 194 435	32 647 596	49 454 183	109 886 112	26 424 747	4 969 603
1987	259 655 665	15 044 789	2 100 574	5 675 704	4 120 495	882 861	33 574 415	49 269 239	116 324 642	27 857 613	4 805 333
1983 Q. 1	52 712 376	3 100 947	391 944	1 141 623	2 525 255	236 045	6 724 232	10 048 358	22 067 953	4 979 477	1 496 542
Q. 2	51 683 809	3 089 602	452 346	1 117 543	2 231 398	243 173	6 646 643	10 059 311	22 290 591	4 396 320	1 246 882
Q. 3	48 604 116	3 257 946	503 545	1 135 941	2 400 234	282 635	6 231 795	9 432 514	19 395 194	4 809 806	1 154 506
Q. 4	54 770 219	3 524 482	445 759	1 384 276	2 424 778	404 899	7 369 555	10 567 285	22 390 317	4 971 535	1 287 333
1984 Q. 1	58 196 246	3 371 496	388 259	1 487 357	2 623 171	417 327	8 258 022	11 038 571	24 001 351	5 481 747	1 128 945
Q. 2	54 861 179	3 224 057	523 104	1 442 339	2 535 021	428 436	7 794 135	11 480 056	21 478 346	4 824 186	1 131 499
Q. 3	55 986 962	3 564 064	543 540	1 342 267	2 560 279	500 773	7 520 757	10 784 304	22 352 491	5 485 462	1 333 025
Q. 4	63 767 635	4 031 661	531 255	1 572 622	2 821 908	558 575	7 873 488	12 000 969	27 471 528	5 562 871	1 342 758
1985 Q. 1	64 937 368	3 586 458	519 978	1 669 188	2 671 673	544 350	8 739 756	12 532 003	27 471 898	6 098 600	1 103 464
Q. 2	64 422 671	3 611 917	592 324	1 677 552	2 639 085	524 901	8 893 110	12 623 023	26 985 245	5 592 198	1 283 316
Q. 3	60 489 530	3 602 592	645 887	1 476 352	2 250 332	497 189	8 256 358	12 069 083	23 714 878	6 405 420	1 571 441
Q. 4	65 017 347	4 148 284	568 776	1 544 075	1 709 172	479 884	8 032 148	12 771 359	28 083 864	6 311 848	1 368 511
1986 Q. 1	63 928 143	3 681 875	524 321	1 519 949	1 395 608	388 559	8 863 273	12 595 470	27 035 071	6 660 400	1 263 617
Q. 2	65 352 860	3 662 777	548 731	1 439 736	1 233 900	281 861	8 509 799	13 083 104	29 118 623	6 178 992	1 295 337
Q. 3	58 749 946	3 669 692	611 846	1 230 596	1 054 943	267 449	7 477 030	11 618 043	24 665 010	6 926 823	1 228 514
Q. 4	64 363 987	4 140 593	546 381	1 407 494	1 149 818	256 566	7 797 494	12 157 566	29 067 408	6 658 532	1 182 135
1987 Q. 1	63 439 763	3 700 750	468 170	1 415 438	1 074 231	227 760	8 540 107	12 103 733	27 872 065	6 965 754	1 071 755
Q. 2	64 900 520	3 593 939	500 833	1 402 991	1 051 818	222 293	8 708 929	12 389 324	29 574 650	6 327 562	1 128 181
Q. 3	62 086 590	3 607 457	570 802	1 296 053	933 785	216 329	7 909 640	11 888 862	27 060 121	7 333 681	1 269 860
Q. 4	69 228 792	4 142 643	560 769	1 561 222	1 060 661	216 479	8 415 739	12 887 320	31 817 806	7 230 616	1 335 537
Other Countries ³⁾											
1983	224 510 564	5 913 201	1 042 783	3 320 750	5 049 209	566 174	29 724 639	40 012 204	110 316 853	21 332 409	7 232 342
1984	255 410 977	6 734 092	1 111 662	3 962 061	5 564 389	665 570	34 815 512	45 813 383	123 498 520	25 031 507	8 214 281
1985	282 297 309	6 591 309	1 183 920	4 360 815	6 013 853	748 955	37 221 975	50 315 844	140 459 920	29 217 116	6 183 602
1986	273 968 075	6 557 664	1 132 100	3 627 277	3 777 168	495 179	35 043 413	45 680 131	141 445 871	29 496 494	6 712 778
1987	267 721 073	6 058 263	995 038	3 565 059	2 983 441	439 386	34 910 756	44 075 052	138 807 651	28 979 819	6 906 608
1983 Q. 1	52 878 584	1 501 170	220 257	746 236	1 245 637	154 051	6 839 964	9 352 751	25 976 145	5 002 218	1 840 155
Q. 2	54 433 411	1 508 023	272 776	838 483	1 116 955	126 890	7 217 849	9 843 271	26 908 915	4 909 234	1 691 015
Q. 3	54 807 254	1 396 807	288 340	791 649	1 292 711	133 997	7 610 303	9 877 723	26 368 803	5 520 069	1 526 852
Q. 4	62 391 315	1 507 201	261 410	944 382	1 393 906	151 236	8 056 523	10 938 459	31 062 990	5 900 888	2 174 320
1984 Q. 1	61 916 683	1 869 204	218 383	945 144	1 463 793	182 687	8 621 905	10 751 610	30 357 791	5 742 950	1 763 216
Q. 2	60 226 519	1 783 075	286 119	992 359	1 361 786	142 676	8 640 742	11 081 690	27 937 625	5 689 042	2 311 405
Q. 3	61 982 417	1 465 760	322 988	974 154	1 235 976	170 627	8 576 671	11 805 632	28 811 570	6 778 927	1 840 112
Q. 4	71 285 358	1 616 053	284 172	1 050 404	1 502 834	169 580	8 976 194	12 174 451	36 391 534	6 820 588	2 299 548
1985 Q. 1	68 906 491	1 601 316	251 422	1 058 434	1 459 528	188 626	9 558 113	12 201 054	34 222 783	6 763 595	1 601 620
Q. 2	69 650 202	1 699 968	336 606	1 206 769	1 607 803	177 413	9 591 354	12 598 017	34 205 412	6 843 561	1 383 299
Q. 3	70 269 876	1 521 199	347 109	1 046 715	1 557 686	208 417	9 421 302	12 700 278	34 377 918	7 676 384	1 412 868
Q. 4	73 470 740	1									

1 Development of Current Value and Volume of Imports and Exports

(Special Trade) by Sections of the SITC - Rev. II

1.2 Exports by Groups of Countries

- Countries of consumption -

Year Quarter	Total	Section										
		0 Food and live animals	1 Beverages and tobacco	2 Crude materials, inedible	3 Mineral fuels, lubricants etc.	4 Animal and vegetable oils and fats	5 Chemicals	6 Manufactured goods classified chiefly by material	7 Machinery and transport equipment	8 Miscella- neous manufactured articles	9 Commodities and trans- actions not classified acc. to kind 1)	
Volume in 1 000 DM 2)												
Total												
1983	384 538 047	17 970 495	2 334 935	7 732 474	11 473 433	1 597 568	52 418 690	74 529 658	169 420 815	36 949 241	x	
1984	419 768 959	19 156 339	2 584 568	8 499 025	12 387 030	1 668 951	57 672 627	81 627 226	183 412 300	41 037 206	x	
1985	444 574 891	19 702 574	2 717 732	8 966 133	11 279 136	1 883 761	60 222 590	86 754 594	196 821 352	46 108 564	x	
1986	450 479 258	21 874 453	2 634 278	8 662 201	8 569 981	2 011 613	61 768 656	85 663 502	200 076 746	48 399 718	x	
1987	465 434 606	22 831 279	2 596 540	9 617 760	8 276 700	2 143 388	65 368 937	89 054 672	203 104 509	50 119 400	x	
1983 Q. 1	94 273 521	4 256 991	495 878	1 829 312	2 880 121	400 457	12 546 839	18 097 980	41 864 216	9 031 156	x	
Q. 2	94 582 260	4 462 620	599 709	1 892 323	2 635 282	378 093	12 883 741	18 606 741	42 308 317	8 621 679	x	
Q. 3	92 350 617	4 504 584	647 781	1 829 789	2 916 337	387 319	12 846 748	17 949 320	39 556 458	9 381 112	x	
Q. 4	103 331 649	4 746 300	591 567	2 181 050	3 041 693	432 099	14 141 362	19 875 617	45 691 824	9 915 294	x	
1984 Q. 1	104 841 648	4 775 002	495 476	2 091 572	3 123 904	424 773	15 002 811	20 082 782	46 280 945	9 969 435	x	
Q. 2	100 580 035	4 605 307	683 395	2 149 479	3 084 376	374 093	14 509 564	20 405 602	42 227 621	9 445 697	x	
Q. 3	100 471 998	4 567 718	722 522	1 997 495	2 927 011	421 099	13 806 710	19 960 810	42 400 866	10 809 320	x	
Q. 4	113 875 278	5 208 312	683 175	2 260 479	3 251 739	448 986	14 353 542	21 178 032	52 502 868	10 812 754	x	
1985 Q. 1	110 802 440	4 633 384	599 298	2 209 915	2 982 473	446 589	15 390 739	21 389 753	49 732 187	10 996 525	x	
Q. 2	110 300 051	4 735 379	712 998	2 390 948	3 074 151	418 433	15 502 978	21 696 507	48 757 263	10 678 849	x	
Q. 3	107 538 445	4 731 737	768 116	2 118 361	2 793 872	481 726	14 804 108	21 412 740	45 790 376	12 043 868	x	
Q. 4	115 933 955	5 602 074	637 320	2 246 909	2 428 640	537 013	14 524 765	22 255 594	52 541 526	12 389 322	x	
1986 Q. 1	109 726 506	5 267 769	598 050	2 098 669	2 290 817	487 875	15 424 451	20 933 149	48 572 112	11 672 965	x	
Q. 2	115 389 871	5 326 414	652 808	2 217 244	2 034 085	460 346	15 978 911	22 217 433	51 985 380	11 530 047	x	
Q. 3	108 170 786	5 210 674	749 129	1 981 170	2 014 279	508 400	14 977 315	20 646 026	46 845 249	12 618 663	x	
Q. 4	117 192 095	6 069 596	634 291	2 365 118	2 230 800	554 992	15 387 979	21 866 894	52 674 005	12 578 043	x	
1987 Q. 1	111 148 347	5 981 261	574 932	2 270 521	2 027 167	550 821	15 983 971	21 037 287	48 583 761	11 923 662	x	
Q. 2	114 647 263	5 623 552	619 287	2 441 186	1 994 130	519 400	16 478 760	22 300 626	50 388 019	11 649 822	x	
Q. 3	111 787 200	5 229 614	700 057	2 280 269	1 994 716	506 585	15 997 615	21 904 857	47 336 111	13 050 065	x	
Q. 4	125 851 796	5 996 852	702 264	2 625 784	2 260 687	566 582	16 908 591	23 811 902	56 796 618	13 495 851	x	
EC-Countries ³⁾												
1983	186 157 005	12 148 587	1 475 994	4 626 579	7 193 864	1 039 636	25 040 802	37 610 626	74 802 976	17 611 841	x	
1984	201 326 356	12 687 209	1 668 886	5 090 611	7 757 936	1 183 981	27 788 425	40 601 733	80 976 319	19 181 690	x	
1985	213 636 772	13 231 715	1 798 180	5 341 017	6 559 332	1 353 862	29 259 768	43 437 559	86 694 606	21 331 385	x	
1986	219 617 848	14 086 660	1 733 523	5 343 202	4 347 467	1 406 494	30 299 259	44 521 190	90 029 282	23 337 292	x	
1987	230 822 846	14 710 262	1 738 599	5 987 895	4 136 661	1 413 155	32 322 942	46 368 140	94 837 853	24 990 903	x	
1983 Q. 1	47 333 507	2 807 914	313 590	1 121 282	1 862 852	238 599	6 269 558	9 448 722	19 273 723	4 531 400	x	
Q. 2	46 285 889	2 905 059	374 439	1 108 435	1 669 856	243 262	6 204 663	9 514 780	19 168 990	4 130 344	x	
Q. 3	43 572 067	3 090 323	411 630	1 096 686	1 803 700	252 770	5 817 794	8 852 015	16 875 675	4 359 272	x	
Q. 4	48 965 542	3 345 291	376 335	1 300 176	1 857 456	305 005	6 748 787	9 795 109	19 484 588	4 590 825	x	
1984 Q. 1	51 002 408	2 988 675	313 083	1 270 541	1 917 415	286 410	7 414 479	10 114 619	20 752 607	4 927 873	x	
Q. 2	48 078 712	2 883 395	445 365	1 282 268	1 914 143	271 080	6 946 344	10 363 314	18 541 216	4 418 503	x	
Q. 3	47 666 018	3 160 696	457 737	1 150 278	1 892 200	293 770	6 565 139	9 550 130	18 534 485	4 879 184	x	
Q. 4	54 579 218	3 654 443	452 701	1 387 524	2 034 178	332 721	6 862 463	10 573 670	23 148 011	4 956 130	x	
1985 Q. 1	54 353 960	3 110 581	403 221	1 336 240	1 851 890	323 204	7 566 917	10 892 229	22 683 723	5 239 485	x	
Q. 2	53 670 714	3 114 184	454 647	1 371 221	1 845 780	307 474	7 591 563	10 926 206	22 036 609	4 917 183	x	
Q. 3	50 193 077	3 208 824	495 897	1 273 519	1 566 446	335 156	6 971 557	10 428 265	18 992 498	5 560 870	x	
Q. 4	55 419 021	3 798 126	444 415	1 360 037	1 295 216	388 028	7 129 731	11 190 859	22 981 776	5 613 847	x	
1986 Q. 1	54 532 125	3 118 125	403 265	1 339 739	1 144 805	366 463	7 750 849	11 174 093	22 152 362	5 744 927	x	
Q. 2	56 687 716	3 302 712	406 198	1 341 436	1 062 389	310 704	7 889 977	11 658 849	23 971 988	5 564 941	x	
Q. 3	51 322 639	3 406 922	473 553	1 207 604	975 494	354 421	7 051 732	10 545 041	20 106 111	6 070 966	x	
Q. 4	57 081 368	4 058 901	450 507	1 454 423	1 164 779	374 906	7 606 701	11 143 207	23 798 821	5 956 458	x	
1987 Q. 1	56 160 894	3 633 489	380 047	1 444 846	1 032 446	354 234	8 220 631	11 321 170	22 726 522	6 073 425	x	
Q. 2	57 766 002	3 451 260	414 427	1 489 064	1 013 310	358 904	8 305 564	11 706 806	24 281 523	5 732 082	x	
Q. 3	55 174 522	3 550 467	460 915	1 404 287	963 026	352 130	7 632 651	11 204 069	21 934 028	6 531 222	x	
Q. 4	61 721 428	4 075 046	483 210	1 649 698	1 127 879	347 887	8 164 096	12 136 095	25 895 780	6 654 174	x	
Other Countries ⁴⁾												
1983	198 381 042	5 821 908	858 941	3 105 895	4 279 569	557 932	27 377 888	36 919 032	94 617 839	19 337 400	x	
1984	218 442 603	6 469 130	915 682	3 408 414	4 629 094	484 970	29 884 202	41 025 493	102 435 981	21 855 516	x	
1985	230 938 119	6 470 859	919 552	3 625 116	4 719 804	529 899	30 962 822	43 317 035	110 126 746	24 777 179	x	
1986	230 861 410	7 787 793	900 755	3 318 999	4 222 514	605 119	31 469 397	41 142 312	110 047 464	25 062 426	x	
1987	232 611 760	8 121 017	857 941	3 629 865	4 140 039	730 233	33 045 995	42 686 532	108 266 656	25 128 497	x	
1983 Q. 1	46 940 014	1 449 077	182 288	708 030	1 017 269	161 458	6 277 281	8 649 258	22 590 493	4 499 756	x	
Q. 2	48 296 371	1 557 561	225 270	783 888	965 426	134 831	6 679 078	9 091 961	23 139 327	4 491 335	x	
Q. 3	48 778 550	1 414 261	236 151	733 183	1 112 637	134 549	7 028 954	9 097 305	22 680 783	5 021 048	x	
Q. 4	54 366 187	1 461 009	215 232	880 874	1 184 237	127 094	7 392 575	10 080 508	26 207 236	5 324 469	x	
1984 Q. 1	53 839 240	1 786 327	182 393	821 031	1 286 489	138 363	7 508 332	9 968 163	25 528 338	5 041 562	x	
Q. 2	52 501 323	1 721 912	238 030	867 211	1 170 233	103 013	7 563 220	10 042 288	23 686 405	5 027 194	x	
Q. 3	52 895 980	1 407 022	264 785	847 217	1 034 811	127 329	7 241 571	10 410 680	23 866 381	5 930 136	x	
Q. 4	59 296 060	1 553 869	230 474	872 955	1 217 561	116 265	7 491 079	10 604 362	29 354 857	5 856 624	x	
1985 Q. 1	56 448 480	1 522 803	196 077	873 675	1 130 583	123 385	7 823 822	10 497 524	27 048 464	5 757 040	x	
Q. 2	56 629 337	1 621 195	258 351	1 019 727	1 228 371	110 959	7 911 415	10 770 301	26 720 654	5 761 666	x	
Q. 3	57 345 368	1 522 913	272 219	844 842	1 227 426	146 570	7 832 551	10 984 475	26 797 878	6 482 998	x	
Q. 4	60 514 934	1 803 948	192 905	886 872	1 133 424	148 985	7 395 034	11 064 735	29 559 750	6 775 475	x	
1986 Q. 1	55 194 381	1 949 644	194 785	758 930	1 146 012	121 412	7 673 602	9 759 056	26 419 750	5 928 038	x	
Q. 2	58 708 155	2 023 702	246 610	875 808	971 696	149 642	8 088 934	10 558 584	28 013 392	5 985 106	x	
Q. 3	56 848 147	1 803 752	275 576	773 566	1 038 785	153 979	7 925 583	10 100 985	26 739 138	6 547 697	x	
Q. 4	60 110 727	2 010 695	183 784	910 695	1 066 021	180 086	7 781 278	10 723 687				

4 Index of Current Value, Volume and Average Value of Imports and Exports
(Special Trade) by Sections of the SITC - Rev. II

1980 = 100

2.1 Total

Year Quarter	Imports										
	Total	Section									
		0 Food and live animals	1 Beverages and tobacco	2 Crude materials, inedible	3 Mineral fuels, lubricants etc.	4 Animal and vegetable oils and fats	5 Chemicals	6 Manufactured goods classified chiefly by material	7 Machinery and transport equipment	8 Miscella- neous manufactured articles	9 Commodities and trans- actions not classified acc. to kind 1)
Index of Current Value											
1983	114,3	115,9	123,6	102,3	108,5	128,7	132,0	104,0	133,6	110,8	x
1984	127,2	126,1	120,8	117,0	116,1	204,6	153,5	116,8	149,3	125,6	x
1985	135,9	133,3	135,1	120,3	120,9	190,8	170,8	122,8	166,3	134,1	x
1986	121,2	128,5	132,0	100,0	63,3	105,2	158,6	120,3	171,0	141,7	x
1987	120,0	120,7	131,3	94,7	51,8	81,3	159,4	117,4	179,7	155,9	x
1983 Q. 1	109,8	108,4	124,7	97,4	110,7	103,9	125,9	96,2	123,3	110,6	x
Q. 2	112,4	116,6	114,1	103,9	103,6	115,4	130,1	106,8	134,0	99,1	x
Q. 3	111,4	111,8	116,4	96,4	104,2	125,4	137,2	101,1	127,7	117,2	x
Q. 4	123,6	127,0	139,2	111,5	115,3	170,2	134,7	111,9	149,3	116,2	x
1984 Q. 1	127,4	123,5	118,1	117,8	121,8	177,9	154,2	116,3	142,3	131,0	x
Q. 2	124,8	133,3	114,7	115,6	112,9	195,3	154,4	119,8	143,5	111,1	x
Q. 3	124,0	121,6	109,3	111,5	113,7	224,3	152,1	111,0	142,9	132,1	x
Q. 4	132,6	126,1	141,0	123,0	116,0	221,1	153,1	120,1	168,4	128,0	x
1985 Q. 1	140,9	137,3	135,1	126,1	133,2	208,2	166,9	121,5	170,5	143,9	x
Q. 2	135,4	139,0	129,3	127,6	120,4	202,9	174,2	126,5	164,4	117,4	x
Q. 3	132,6	127,6	122,6	113,2	119,4	198,0	173,8	119,8	155,2	139,8	x
Q. 4	134,6	129,1	153,6	114,2	110,7	153,9	168,1	123,5	175,1	135,1	x
1986 Q. 1	126,3	127,3	130,5	106,4	92,1	121,0	158,1	120,4	163,7	139,9	x
Q. 2	125,2	140,6	121,0	104,1	65,6	112,1	164,5	128,7	176,6	129,0	x
Q. 3	113,1	119,5	128,3	88,7	47,6	99,4	159,0	113,3	159,7	149,4	x
Q. 4	120,2	126,6	148,3	100,8	47,8	88,2	152,7	119,0	184,1	148,6	x
1987 Q. 1	116,6	116,7	120,9	94,7	52,8	79,0	157,2	113,4	171,9	154,1	x
Q. 2	119,3	125,7	121,4	95,0	50,3	76,7	158,1	119,4	183,9	139,3	x
Q. 3	116,6	113,6	121,6	91,0	52,2	83,9	160,4	112,0	166,3	166,5	x
Q. 4	127,6	126,9	161,4	98,3	52,0	85,4	161,8	124,8	196,5	163,8	x
Index of Volume											
1983	100,1	108,1	106,8	94,8	83,5	117,5	121,4	98,6	114,4	98,9	x
1984	105,3	110,3	100,9	97,3	84,2	121,5	132,2	104,5	124,2	106,1	x
1985	109,7	118,1	106,8	102,1	85,7	126,3	140,5	106,2	131,8	111,0	x
1986	116,4	121,3	103,9	103,6	89,8	133,1	146,5	113,0	140,4	126,4	x
1987	122,7	125,4	111,4	110,3	87,4	129,3	156,9	117,0	151,9	144,8	x
1983 Q. 1	96,5	103,8	108,4	91,8	83,8	107,2	115,3	93,2	106,8	97,6	x
Q. 2	101,0	109,9	99,7	98,5	83,5	118,5	123,2	102,9	116,2	91,2	x
Q. 3	97,2	103,3	100,5	88,3	80,9	113,0	127,6	94,9	108,4	102,6	x
Q. 4	105,9	115,4	118,5	100,4	85,9	131,4	119,7	103,4	126,4	104,0	x
1984 Q. 1	106,6	107,6	100,8	99,4	88,3	116,6	133,5	106,9	121,2	111,3	x
Q. 2	104,9	114,6	96,3	97,3	83,7	117,8	134,8	108,3	121,3	97,5	x
Q. 3	101,9	107,3	91,7	92,0	83,8	123,8	129,8	97,9	117,7	107,7	x
Q. 4	107,8	111,9	114,7	100,6	80,8	127,5	130,9	105,1	136,4	107,8	x
1985 Q. 1	109,6	118,0	110,9	99,0	86,2	119,9	137,3	104,2	134,5	114,4	x
Q. 2	107,4	118,5	103,1	105,2	82,9	120,5	142,2	107,9	128,1	97,9	x
Q. 3	108,6	115,7	94,9	98,3	90,2	133,1	142,5	103,7	123,6	113,9	x
Q. 4	113,1	120,4	118,4	106,0	83,6	131,5	140,1	108,8	140,9	117,6	x
1986 Q. 1	112,3	115,7	102,7	102,2	90,6	118,9	135,7	109,1	133,7	120,5	x
Q. 2	120,3	128,2	93,7	107,4	97,4	130,9	148,8	119,7	143,2	117,0	x
Q. 3	112,5	115,2	101,0	92,8	88,6	138,3	150,7	108,0	131,2	130,6	x
Q. 4	120,6	126,3	118,5	112,1	82,6	144,4	150,8	115,3	153,5	137,3	x
1987 Q. 1	118,0	117,5	102,3	105,1	87,3	128,1	155,0	113,3	144,2	140,0	x
Q. 2	122,6	126,6	103,4	115,6	86,3	125,7	156,4	120,3	154,6	132,4	x
Q. 3	119,2	120,8	104,8	107,8	86,9	131,8	156,3	111,4	140,1	151,9	x
Q. 4	130,8	136,8	135,0	112,7	89,2	131,6	159,8	122,9	168,6	154,9	x
Index of Average Value											
1983	114,1	107,3	115,8	108,0	129,9	109,5	108,7	105,5	116,7	112,1	x
1984	120,8	114,3	119,7	120,2	138,0	168,5	116,1	111,7	120,2	118,4	x
1985	123,9	112,8	126,5	117,8	141,0	151,1	121,5	115,7	126,2	120,8	x
1986	104,1	105,9	127,0	96,5	70,5	79,0	108,2	106,5	121,8	112,1	x
1987	97,8	96,2	117,9	85,9	59,3	62,8	101,6	100,4	118,3	107,7	x
1983 Q. 1	113,8	104,4	115,1	106,2	132,2	96,9	109,2	103,2	115,5	113,4	x
Q. 2	111,3	106,1	114,5	105,5	124,1	97,4	105,6	103,8	115,3	108,7	x
Q. 3	114,7	108,2	115,8	109,2	128,8	111,0	107,5	106,5	117,8	114,2	x
Q. 4	116,7	110,0	117,5	111,0	134,3	129,5	112,5	108,2	118,1	111,7	x
1984 Q. 1	119,5	114,8	117,2	118,6	138,0	152,5	115,5	108,9	117,4	117,7	x
Q. 2	118,9	116,4	119,1	118,8	134,9	165,7	114,6	110,6	118,3	114,0	x
Q. 3	121,8	113,4	119,2	121,3	135,7	181,1	117,2	113,3	121,4	122,7	x
Q. 4	123,0	112,7	122,9	122,2	143,6	173,4	117,1	114,3	123,4	118,8	x
1985 Q. 1	128,5	116,4	121,8	127,3	154,6	173,6	121,5	116,6	126,8	125,8	x
Q. 2	126,1	117,3	125,4	121,3	145,2	168,4	122,5	117,2	128,3	119,9	x
Q. 3	122,1	110,3	129,1	115,2	132,3	148,8	122,0	115,5	125,6	122,8	x
Q. 4	119,0	107,3	129,7	107,8	132,4	117,0	120,0	113,5	124,2	114,9	x
1986 Q. 1	112,4	110,1	127,1	104,0	101,7	101,8	116,6	110,4	122,5	116,1	x
Q. 2	104,1	109,7	129,2	96,9	67,4	85,7	110,5	107,5	123,3	110,2	x
Q. 3	100,5	103,8	127,0	95,5	53,7	71,9	105,5	104,9	121,7	114,3	x
Q. 4	99,7	100,3	125,2	90,0	57,9	61,1	101,2	103,2	120,0	108,2	x
Q. 1	98,7	99,3	118,2	90,1	60,5	61,7	101,4	100,1	119,3	110,1	x
Q. 2	97,2	99,2	117,4	82,2	58,3	61,0	101,1	99,3	118,9	105,2	x
Q. 3	97,8	94,0	116,0	84,5	60,1	63,7	102,6	100,6	118,7	109,7	x
Q. 4	97,5	92,8	119,6	87,2	58,3	64,9	101,3	101,6	116,6	105,8	x

1) Goods returned and replaced have not been allocated to the various sections according to their type but were as a whole included in Section 9.

2 Index of Current Value, Volume and Average Value of Imports and Exports

(Special Trade) by Sections of the SITC - Rev. II

1980 = 100

2.1 Total

Year Quarter	Exports										
	Total	Section									
		0 Food and live animals	1 Beverages and tobacco	2 Crude materials, inedible	3 Mineral fuels, lubricants etc.	4 Animal and vegetable oils and fats	5 Chemicals	6 Manufactured goods classified chiefly by material	7 Machinery and transport equipment	8 Miscella- neous manufactured articles	9 Commodities and trans- actions not classified acc. to kind 1)
Index of Current Value											
1983	123,4	125,6	158,0	112,8	110,6	112,5	128,5	112,6	126,5	124,0	x
1984	139,4	139,1	172,5	136,6	121,8	166,8	150,2	128,0	140,9	142,1	x
1985	153,3	143,2	195,6	149,4	115,6	181,4	161,2	140,9	158,9	164,3	x
1986	150,2	144,4	187,3	128,5	65,1	109,7	153,4	133,7	161,9	171,3	x
1987	150,5	104,3	172,4	128,7	53,7	85,8	155,2	131,1	164,3	174,1	x
1983 Q. 1	120,6	122,4	136,4	105,2	114,1	101,3	123,0	109,0	123,8	122,3	x
Q. 2	121,2	122,3	161,6	109,0	101,3	96,1	125,7	111,8	126,5	114,0	x
Q. 3	118,1	123,8	176,4	107,4	111,7	108,2	125,5	108,5	117,9	126,6	x
Q. 4	133,8	133,8	157,6	129,7	115,5	144,4	139,8	120,8	137,7	133,2	x
1984 Q. 1	137,1	139,4	135,2	135,5	123,6	155,8	153,0	122,4	140,1	137,5	x
Q. 2	131,4	133,2	180,3	135,7	117,9	148,3	149,0	126,8	127,3	128,8	x
Q. 3	134,7	133,8	193,1	129,1	114,8	174,3	145,9	126,9	131,8	150,3	x
Q. 4	154,2	150,2	181,7	146,1	130,8	189,0	152,7	135,9	164,5	151,7	x
1985 Q. 1	152,8	138,0	171,9	152,0	125,0	190,3	165,9	139,0	159,0	157,6	x
Q. 2	153,1	141,3	207,0	160,7	128,5	182,3	167,6	141,7	157,7	152,4	x
Q. 3	149,3	136,3	221,2	140,6	115,2	183,2	160,2	139,2	149,7	172,6	x
Q. 4	158,1	157,4	182,1	144,5	93,7	169,9	151,2	143,8	169,4	174,6	x
1986 Q. 1	148,8	143,4	172,3	133,8	81,2	135,7	160,4	132,8	156,7	167,7	x
Q. 2	154,1	143,5	191,4	134,2	65,4	106,2	159,4	140,3	167,2	162,1	x
Q. 3	143,8	137,2	212,9	115,6	55,7	100,4	147,4	128,1	152,1	178,8	x
Q. 4	154,3	153,4	172,7	130,4	58,2	96,3	146,4	133,4	171,5	176,7	x
1987 Q. 1	145,2	144,5	156,5	125,5	53,7	88,3	152,2	125,2	157,8	169,9	x
Q. 2	148,2	137,0	165,3	128,2	53,5	83,6	156,6	130,7	162,4	159,5	x
Q. 3	145,5	131,3	188,3	120,8	50,8	81,7	152,4	128,7	153,7	182,6	x
Q. 4	163,2	148,5	179,6	140,3	56,9	89,7	159,6	139,9	183,4	184,6	x
Index of Volume											
1983	109,8	119,5	130,1	107,7	86,8	103,7	118,8	104,7	109,1	113,2	x
1984	119,8	127,4	144,0	118,4	93,7	108,3	130,7	114,7	118,1	125,7	x
1985	126,9	131,0	151,4	124,9	85,3	122,3	136,5	121,9	126,8	141,2	x
1986	128,6	145,4	146,7	120,7	64,8	130,5	140,0	120,3	128,9	148,3	x
1987	132,3	151,8	144,6	134,0	62,6	139,1	148,1	125,1	130,8	153,5	x
1983 Q. 1	107,6	113,2	110,5	101,9	87,1	103,8	113,7	101,7	107,9	110,7	x
Q. 2	108,0	118,7	133,6	105,4	79,7	98,1	116,8	104,6	109,0	105,6	x
Q. 3	105,4	119,8	144,3	101,9	88,2	100,5	116,5	100,9	101,9	115,0	x
Q. 4	118,0	126,2	131,8	121,5	92,0	112,2	128,2	111,7	117,7	121,5	x
1984 Q. 1	119,7	127,0	110,4	116,5	94,5	110,3	136,0	112,9	119,2	122,2	x
Q. 2	114,8	122,5	152,3	119,8	93,3	97,1	131,5	114,7	108,8	115,7	x
Q. 3	114,7	121,5	161,0	111,3	88,5	109,3	125,2	112,2	109,2	132,5	x
Q. 4	130,0	138,5	152,2	125,9	98,4	116,6	130,1	119,0	135,3	132,5	x
1985 Q. 1	126,5	123,2	133,5	123,1	90,2	115,9	139,5	120,2	128,1	134,7	x
Q. 2	125,9	125,9	158,9	133,2	93,0	108,6	140,5	121,9	125,6	130,9	x
Q. 3	122,8	125,8	171,1	118,0	84,5	125,1	134,2	120,3	118,0	147,6	x
Q. 4	132,4	149,0	142,0	125,2	73,5	139,4	131,7	125,1	135,4	151,8	x
1986 Q. 1	125,3	140,1	133,2	116,9	69,3	126,6	139,8	117,6	125,1	143,0	x
Q. 2	131,8	141,6	145,4	123,5	61,5	119,5	144,8	124,8	133,9	141,3	x
Q. 3	123,5	138,6	166,9	110,4	60,9	132,0	135,8	116,0	120,7	154,6	x
Q. 4	133,8	161,4	141,3	131,8	67,5	144,1	139,5	122,9	135,7	154,1	x
1987 Q. 1	126,9	159,1	128,1	126,5	61,3	143,0	144,9	118,2	125,2	146,1	x
Q. 2	130,9	149,5	138,0	136,0	60,3	134,8	149,4	125,3	129,8	142,8	x
Q. 3	127,6	139,1	156,0	127,0	60,3	131,5	145,0	123,1	122,0	159,9	x
Q. 4	143,7	159,5	156,5	146,3	68,4	147,1	153,3	133,8	146,3	165,4	x
Index of Average Value											
1983	112,4	105,1	121,5	104,8	127,5	108,5	108,2	107,5	115,9	109,6	x
1984	116,3	109,2	119,9	115,4	130,0	154,0	114,9	111,6	119,3	113,0	x
1985	120,8	109,3	129,2	119,7	135,5	148,4	118,1	115,6	125,3	116,3	x
1986	116,8	99,3	127,7	106,5	100,5	84,0	109,6	111,1	125,6	115,5	x
1987	113,8	92,4	119,2	96,1	85,8	61,7	104,8	104,8	125,6	113,4	x
1983 Q. 1	112,0	108,1	123,5	103,2	130,9	97,5	108,1	107,2	114,8	110,5	x
Q. 2	112,2	103,0	120,9	103,4	127,1	97,9	107,6	107,0	116,1	107,9	x
Q. 3	112,0	103,3	122,2	105,3	126,6	107,6	107,7	107,6	115,7	110,1	x
Q. 4	113,4	106,0	119,5	106,8	125,5	128,7	109,1	108,2	117,0	109,7	x
1984 Q. 1	114,6	109,8	122,4	116,3	130,8	141,3	112,5	108,5	117,5	112,6	x
Q. 2	114,4	108,7	118,4	113,3	126,3	152,7	113,3	110,6	117,0	111,3	x
Q. 3	117,4	110,1	119,9	116,0	129,7	159,4	116,6	113,2	120,7	113,5	x
Q. 4	118,6	108,4	119,4	116,0	133,0	162,2	117,4	114,2	121,6	114,5	x
1985 Q. 1	120,8	112,0	128,7	123,4	138,5	164,1	118,9	115,6	124,1	117,0	x
Q. 2	121,6	112,2	130,3	120,6	138,1	167,8	119,2	116,2	125,5	116,5	x
Q. 3	121,6	108,3	129,3	119,1	136,3	146,5	119,4	115,7	126,9	116,9	x
Q. 4	119,5	105,6	128,3	115,4	127,6	121,9	114,9	115,0	125,1	115,0	x
1986 Q. 1	118,8	102,3	129,3	114,4	117,2	107,1	114,8	112,9	125,2	117,2	x
Q. 2	117,0	101,3	131,6	108,7	106,3	88,9	110,0	112,4	124,8	114,7	x
Q. 3	116,4	99,0	127,6	104,7	91,4	76,1	108,6	110,4	126,0	115,6	x
Q. 4	115,3	95,0	122,2	99,0	86,2	66,9	104,9	108,6	126,4	114,6	x
1987 Q. 1	114,4	90,8	122,2	99,2	87,6	61,7	105,0	105,9	126,1	116,3	x
Q. 2	113,2	91,6	119,8	94,2	88,7	62,0	104,8	104,3	125,1	111,7	x
Q. 3	114,0	94,4	120,7	95,1	84,2	62,1	105,1	104,6	126,1	114,2	x
Q. 4	113,6	93,1	114,8	95,9	83,1	61,0	104,1	104,6	125,3	111,6	x

See footnote on page 14.

2 Index of Current Value, Volume and Average Value of Imports and Exports
(Special Trade) by Sections of the SITC - Rev. II

1980 = 100

2.2 EC-Countries

Year Quarter	Imports										
	Total	Section									
		0 Food and live animals	1 Beverages and tobacco	2 Crude materials, inedible	3 Mineral fuels, lubricants etc.	4 Animal and vegetable oils and fats	5 Chemicals	6 Manufactured goods classified chiefly by material	7 Machinery and transport equipment	8 Miscella- neous manufactured articles	9 Commodities and trans- actions not classified acc. to kind 1)
Index of Current Value											
1983	119,5	117,1	116,9	121,5	133,0	141,3	130,0	103,4	129,6	104,1	x
1984	129,9	124,8	118,5	130,0	148,5	207,2	149,9	112,7	135,9	113,1	x
1985	140,7	135,9	129,5	143,2	158,7	193,4	165,8	120,3	147,6	121,7	x
1986	128,6	134,3	132,1	127,9	88,7	119,2	155,4	120,0	149,4	127,8	x
1987	127,8	130,5	137,8	125,0	74,4	99,7	158,2	117,3	155,4	136,2	x
1983 Q. 1	115,4	108,0	122,3	114,8	140,4	114,1	126,3	94,5	124,1	103,5	x
Q. 2	120,7	125,4	105,2	121,6	133,0	118,8	128,3	107,5	131,6	95,0	x
Q. 3	114,0	117,1	99,5	106,2	118,4	136,8	128,1	98,4	124,0	108,0	x
Q. 4	128,0	118,0	140,9	143,3	140,2	195,7	137,4	113,1	138,7	110,0	x
1984 Q. 1	131,1	114,7	117,7	129,8	163,1	178,1	148,7	112,6	135,3	117,6	x
Q. 2	127,6	142,3	108,9	128,5	137,7	196,9	152,5	116,4	129,0	100,1	x
Q. 3	125,4	125,3	101,9	118,6	143,3	226,3	144,3	105,0	129,5	117,4	x
Q. 4	135,5	116,7	145,7	143,2	150,1	227,4	154,1	116,9	149,7	117,5	x
1985 Q. 1	147,2	135,8	130,5	146,7	194,9	221,8	157,9	115,0	155,8	123,6	x
Q. 2	138,2	147,0	122,8	148,1	142,4	196,5	164,6	125,2	145,0	106,9	x
Q. 3	135,6	135,7	109,6	126,4	147,0	199,1	172,2	117,3	133,8	128,7	x
Q. 4	141,9	125,2	154,9	151,4	150,5	156,0	168,3	123,7	155,7	127,6	x
1986 Q. 1	134,8	128,8	130,2	140,7	134,5	139,4	156,4	118,4	146,9	124,7	x
Q. 2	134,9	152,7	121,0	128,5	95,9	125,4	161,3	129,8	154,5	118,0	x
Q. 3	118,2	133,3	115,1	106,7	60,1	115,0	154,4	111,1	136,2	134,8	x
Q. 4	126,6	122,6	162,0	135,7	64,2	97,2	149,4	120,8	159,9	133,9	x
1987 Q. 1	123,9	117,9	126,0	124,6	80,8	99,8	158,5	112,8	147,9	134,7	x
Q. 2	129,8	139,1	128,2	127,7	71,8	96,2	155,1	121,6	167,0	122,3	x
Q. 3	121,8	131,1	125,1	111,5	70,9	101,5	158,0	109,1	140,4	143,2	x
Q. 4	135,7	133,9	172,0	135,9	74,2	101,3	161,1	125,7	166,4	144,7	x
Index of Volume											
1983	107,7	110,7	107,6	115,1	103,6	127,2	119,5	97,5	118,5	95,7	x
1984	112,1	113,0	107,7	118,0	108,5	131,4	130,4	101,6	122,3	99,6	x
1985	118,0	124,4	112,8	128,3	113,6	127,8	137,9	104,0	127,1	105,0	x
1986	123,4	127,6	111,2	131,5	124,0	132,7	144,1	110,0	128,4	114,3	x
1987	128,7	127,1	119,0	141,0	127,8	142,5	154,9	113,4	134,4	123,3	x
1983 Q. 1	103,0	102,5	113,4	107,2	107,2	114,1	115,4	90,0	112,4	92,6	x
Q. 2	110,7	119,1	98,9	118,0	108,4	118,8	120,4	102,5	120,4	90,4	x
Q. 3	103,1	110,5	93,8	102,0	93,6	123,7	120,0	92,6	113,0	97,2	x
Q. 4	114,1	110,6	124,3	133,0	105,2	152,2	122,0	105,0	128,1	102,7	x
1984 Q. 1	113,1	103,0	109,0	116,7	116,9	123,4	129,9	103,5	123,8	102,2	x
Q. 2	111,4	124,4	101,1	116,3	102,9	128,0	133,9	105,6	117,5	91,7	x
Q. 3	107,9	115,1	96,3	108,9	108,4	135,1	124,5	93,9	115,1	99,6	x
Q. 4	116,1	109,4	126,5	130,2	105,7	138,9	133,4	103,5	132,9	105,0	x
1985 Q. 1	120,5	123,3	118,6	125,8	127,0	135,2	134,1	100,2	135,4	103,2	x
Q. 2	115,2	129,8	109,3	130,3	100,9	118,2	136,3	107,6	124,0	93,5	x
Q. 3	115,0	126,5	94,9	115,4	114,2	133,9	140,9	101,1	115,8	107,7	x
Q. 4	121,1	117,8	128,4	141,6	112,3	124,0	140,2	107,1	133,0	115,5	x
1986 Q. 1	120,2	118,5	111,6	133,1	132,1	125,8	134,5	104,3	125,5	108,0	x
Q. 2	129,5	141,0	100,8	132,6	140,1	132,4	146,0	118,1	131,6	108,4	x
Q. 3	117,8	129,3	98,4	111,5	113,6	140,8	148,1	104,2	118,6	116,4	x
Q. 4	125,9	121,8	133,8	148,6	110,1	131,8	147,8	113,6	137,7	124,4	x
1987 Q. 1	124,2	113,3	111,3	130,1	135,6	140,7	156,4	109,5	127,1	116,7	x
Q. 2	131,2	129,9	111,6	157,4	127,4	139,7	152,4	119,1	143,5	112,8	x
Q. 3	122,9	131,2	110,5	131,8	120,7	148,0	153,1	105,7	121,6	127,4	x
Q. 4	136,5	133,9	142,8	144,5	127,6	141,9	157,7	119,6	145,5	136,2	x
Index of Average Value											
1983	111,0	105,8	108,7	105,6	128,4	111,1	108,8	106,0	109,4	108,8	x
1984	115,8	110,5	110,1	110,2	137,0	157,7	114,9	111,0	111,1	113,6	x
1985	119,3	109,3	114,8	111,6	139,7	151,3	120,2	115,7	116,2	115,9	x
1986	104,3	105,3	118,8	97,3	71,5	89,9	107,8	109,1	116,4	111,8	x
1987	99,3	102,7	115,8	88,6	58,2	69,9	102,1	103,4	115,6	110,5	x
1983 Q. 1	112,1	105,3	107,8	107,1	131,0	99,9	109,4	104,9	110,5	111,8	x
Q. 2	109,0	105,3	106,4	103,1	122,7	100,0	106,6	104,9	109,3	105,0	x
Q. 3	110,5	106,0	106,0	104,1	126,6	110,7	106,8	106,3	109,7	111,1	x
Q. 4	112,2	106,7	113,3	107,7	133,2	128,6	112,6	107,7	108,2	107,1	x
1984 Q. 1	115,8	111,3	108,0	111,2	139,6	144,3	114,5	108,9	109,3	115,1	x
Q. 2	114,6	114,7	107,7	110,5	133,8	153,8	113,9	110,2	109,8	109,1	x
Q. 3	116,2	108,8	108,1	108,9	132,2	167,6	115,9	111,9	112,5	117,9	x
Q. 4	116,7	106,6	115,1	110,0	142,1	163,7	115,5	113,0	112,6	111,9	x
1985 Q. 1	122,1	110,1	110,1	116,6	153,4	164,1	117,8	114,8	115,0	119,8	x
Q. 2	120,0	113,3	112,4	113,7	141,1	166,3	120,8	116,3	117,0	114,4	x
Q. 3	117,9	107,3	115,5	109,5	128,7	148,7	122,3	116,0	115,6	119,5	x
Q. 4	117,2	106,3	120,6	107,0	134,0	125,9	120,0	115,5	117,1	110,4	x
1986 Q. 1	112,1	108,7	116,6	105,7	101,8	110,8	116,3	113,5	117,0	115,5	x
Q. 2	104,2	108,3	120,1	96,9	68,5	94,7	110,5	109,9	117,4	108,8	x
Q. 3	100,4	103,1	117,0	95,7	52,9	81,7	104,3	106,7	114,8	115,8	x
Q. 4	100,5	100,7	121,0	91,3	58,3	73,7	101,1	106,3	116,1	107,6	x
1987 Q. 1	99,8	104,1	113,2	95,8	59,5	70,9	101,4	103,0	116,4	115,4	x
Q. 2	99,0	107,0	114,9	81,1	56,4	68,9	101,8	102,1	116,4	108,4	x
Q. 3	99,1	99,9	113,2	84,6	58,8	68,6	103,2	103,2	115,5	112,4	x
Q. 4	99,4	100,0	120,4	94,1	58,1	71,4	102,1	105,1	114,4	106,2	x

See footnote on page 14.

2 Index of Current Value, Volume and Average Value of Imports and Exports

(Special Trade) by Sections of the SITC - Rev. II

1980 = 100

2.2 EC-Countries

Year Quarter	Exports										
	Total	Section									
		0 Food and live animals	1 Beverages and tobacco	2 Crude materials, inedible	3 Mineral fuels, lubricants etc.	4 Animal and vegetable oils and fats	5 Chemicals	6 Manufactured goods classified chiefly by material	7 Machinery and transport equipment	8 Miscella- neous manufactured articles	9 Commodities and trans- actions not classified acc. to kind 1)
Index of Current Value											
1983	120,8	132,0	153,6	112,7	111,2	124,0	131,9	107,3	125,8	114,4	x
1984	135,4	144,3	170,0	137,9	122,3	202,4	153,8	121,2	139,3	127,5	x
1985	148,2	152,1	199,2	150,2	107,6	217,4	165,9	133,8	155,4	145,7	x
1986	146,7	154,1	191,0	132,0	56,1	126,9	159,7	132,3	160,7	157,8	x
1987	151,0	153,0	179,8	133,9	47,8	93,8	164,2	131,8	170,1	166,3	x
1983 Q. 1	122,6	126,2	134,2	107,7	117,2	100,3	131,5	107,5	129,1	118,9	x
Q. 2	120,2	125,7	154,9	105,4	103,6	103,4	130,0	107,7	129,8	105,0	x
Q. 3	113,0	132,6	172,4	107,2	111,4	120,1	121,9	101,0	113,4	114,9	x
Q. 4	127,4	143,4	152,5	130,6	112,6	172,1	144,2	113,1	130,9	118,7	x
1984 Q. 1	135,3	137,2	133,0	140,3	121,8	177,4	161,6	118,1	140,4	130,9	x
Q. 2	127,6	131,2	179,1	136,1	117,7	182,1	152,5	122,9	125,6	115,2	x
Q. 3	130,2	145,0	186,1	126,6	118,9	212,9	147,1	115,4	130,7	131,0	x
Q. 4	148,3	164,0	181,9	148,4	131,0	237,4	154,0	128,4	160,7	132,9	x
1985 Q. 1	151,0	145,9	178,1	157,5	124,0	231,4	171,0	134,1	160,7	145,6	x
Q. 2	149,8	147,0	202,8	158,3	122,5	223,1	174,0	135,1	157,8	133,6	x
Q. 3	140,7	146,6	221,2	139,3	104,5	211,3	161,5	129,2	138,7	153,0	x
Q. 4	151,2	168,8	194,8	145,7	79,3	204,0	157,1	136,7	164,2	150,7	x
1986 Q. 1	148,7	149,8	179,6	143,4	64,8	165,2	173,4	134,8	158,1	159,1	x
Q. 2	152,0	149,0	187,9	135,8	57,3	119,8	166,5	140,0	170,3	147,6	x
Q. 3	136,6	149,3	209,5	116,1	49,0	113,7	146,3	124,3	144,3	165,4	x
Q. 4	149,7	168,5	187,1	132,8	53,4	109,1	152,5	130,1	170,0	159,0	x
1987 Q. 1	147,5	150,6	160,3	133,6	49,9	96,8	167,1	129,5	163,0	166,4	x
Q. 2	150,9	146,2	171,5	132,4	48,8	94,5	170,4	132,6	173,0	151,1	x
Q. 3	144,4	146,8	195,5	122,3	43,4	92,0	154,7	127,2	158,3	175,1	x
Q. 4	161,0	168,5	192,0	147,3	49,2	92,0	164,6	137,9	186,1	172,7	x
Index of Volume											
1983	108,2	123,6	126,4	109,1	83,5	110,5	122,5	100,6	109,4	105,2	x
1984	117,1	129,0	142,9	120,1	90,0	125,8	135,9	108,6	118,4	114,5	x
1985	124,2	134,6	153,9	126,0	76,1	143,9	143,1	116,2	126,8	127,4	x
1986	127,7	143,3	148,4	126,0	50,5	149,5	148,2	119,1	131,6	139,3	x
1987	134,2	149,6	148,8	141,2	48,0	150,2	158,1	124,1	138,7	149,2	x
1983 Q. 1	110,1	114,2	107,4	105,8	86,5	101,4	122,7	101,1	112,7	108,2	x
Q. 2	107,6	118,2	128,2	104,6	77,5	103,4	121,4	101,8	112,1	98,6	x
Q. 3	101,3	125,7	141,0	103,5	83,7	107,4	113,8	94,7	98,7	104,1	x
Q. 4	113,9	136,1	128,9	122,7	86,2	129,6	132,0	104,8	114,0	109,6	x
1984 Q. 1	118,6	121,6	107,2	119,9	89,0	121,7	145,0	108,3	121,4	117,7	x
Q. 2	111,8	117,3	152,5	121,0	88,9	115,2	135,9	110,9	108,4	105,5	x
Q. 3	110,9	128,6	156,8	108,5	87,8	124,9	128,4	102,2	108,4	116,5	x
Q. 4	126,9	148,7	155,0	130,9	94,4	141,4	134,2	113,2	135,4	118,4	x
1985 Q. 1	126,4	126,6	138,1	126,1	86,0	137,4	148,0	116,6	132,7	125,1	x
Q. 2	124,8	126,7	155,7	129,4	85,7	130,7	148,5	116,9	128,9	117,4	x
Q. 3	116,7	130,6	169,8	120,2	72,7	142,5	136,4	111,6	111,1	132,8	x
Q. 4	128,9	154,5	152,2	128,3	60,1	164,9	139,5	119,8	134,4	134,1	x
1986 Q. 1	126,8	135,0	138,1	126,4	53,1	155,8	151,6	119,6	129,6	137,2	x
Q. 2	131,8	134,4	139,1	126,6	49,3	132,1	154,4	124,8	140,2	132,9	x
Q. 3	119,4	138,6	162,2	113,9	45,3	150,6	138,0	112,9	117,6	145,0	x
Q. 4	132,8	165,1	154,3	137,2	54,1	159,4	148,8	119,3	139,2	142,3	x
1987 Q. 1	130,6	147,8	130,1	136,3	47,9	150,6	160,8	121,2	132,9	145,0	x
Q. 2	134,3	140,4	141,9	140,5	47,0	152,6	162,5	125,3	142,0	136,9	x
Q. 3	128,3	144,5	157,8	132,5	44,7	149,7	149,3	119,9	128,3	156,0	x
Q. 4	143,5	165,8	165,5	155,7	52,4	147,9	159,7	129,9	151,4	158,9	x
Index of Average Value											
1983	111,6	106,8	121,5	103,3	133,2	112,2	107,7	106,6	115,0	108,8	x
1984	145,6	111,9	119,0	114,8	135,9	160,9	113,2	111,6	117,7	111,3	x
1985	119,3	113,0	129,4	119,2	141,3	151,1	115,9	115,1	122,6	114,4	x
1986	114,9	107,6	128,7	104,8	111,2	84,9	107,8	111,1	122,1	113,2	x
1987	112,5	102,3	120,8	94,8	99,6	62,5	103,9	106,3	122,7	111,5	x
1983 Q. 1	111,4	110,4	125,0	101,8	135,6	98,9	107,3	106,3	114,5	109,9	x
Q. 2	111,7	106,4	120,8	100,8	133,6	100,0	107,1	105,7	115,8	106,4	x
Q. 3	111,5	105,4	122,3	103,6	133,1	111,8	107,1	106,6	114,9	110,3	x
Q. 4	111,9	105,4	118,4	106,5	130,5	132,8	109,2	107,9	114,9	108,3	x
1984 Q. 1	114,1	112,8	124,0	117,1	136,8	145,7	111,4	109,1	115,7	111,2	x
Q. 2	114,1	111,8	117,5	112,5	132,4	158,0	112,2	110,8	115,8	109,2	x
Q. 3	117,5	112,8	118,7	116,7	135,3	170,5	114,6	112,9	120,6	112,4	x
Q. 4	116,8	110,3	117,4	113,3	138,7	167,9	114,7	113,5	118,7	112,2	x
1985 Q. 1	119,5	115,3	129,0	124,9	144,3	168,4	115,5	115,1	121,1	116,4	x
Q. 2	120,0	116,0	130,3	122,3	143,0	170,7	117,1	115,5	122,5	113,7	x
Q. 3	120,5	112,3	130,2	115,9	143,7	148,3	118,4	115,7	124,9	115,2	x
Q. 4	117,3	109,2	128,0	113,5	132,0	123,7	112,7	114,1	122,2	112,4	x
1986 Q. 1	117,2	111,0	130,0	113,5	121,9	106,0	114,4	112,7	122,0	115,9	x
Q. 2	115,3	110,9	135,1	107,3	116,1	90,7	107,9	112,2	121,5	111,0	x
Q. 3	114,5	107,7	129,2	101,9	108,1	75,5	106,0	110,2	122,7	114,1	x
Q. 4	112,8	102,0	121,3	96,8	98,7	68,4	102,5	109,1	122,1	111,8	x
1987 Q. 1	113,0	101,9	123,2	98,0	104,0	64,3	103,9	106,9	122,6	114,7	x
Q. 2	112,4	104,1	120,8	94,2	103,8	61,9	104,9	105,8	121,8	110,4	x
Q. 3	112,5	101,6	123,8	92,3	97,0	61,4	103,6	106,1	123,4	112,3	x
Q. 4	112,2	101,7	116,1	94,6	94,0	62,2	103,1	106,2	122,9	108,7	x

See footnote on page 14.

2 Index of Current Value, Volume and Average Value of Imports and Exports
(Special Trade) by Sections of the SITC - Rev. II

1980 = 100

2.3 Other Countries

Year Quarter	Imports										
	Total	Section									
		0 Food and live animals	1 Beverages and tobacco	2 Crude materials, inedible	3 Mineral fuels, lubricants etc.	4 Animal and vegetable oils and fats	5 Chemicals	6 Manufactured goods classified chiefly by material	7 Machinery and transport equipment	8 Miscella- neous manufactured articles	9 Commodities and trans- actions not classified acc. to kind 1)
Index of Current Value											
1983	109,7	114,5	134,1	95,9	96,5	120,7	136,0	104,8	138,6	117,1	x
1984	124,8	127,7	124,3	112,6	100,3	203,0	160,9	121,7	166,2	137,2	x
1985	131,6	130,2	144,1	112,6	102,4	189,1	181,2	125,8	189,8	145,7	x
1986	114,6	121,7	131,9	90,6	50,9	96,3	165,2	120,7	198,2	154,8	x
1987	113,1	109,3	121,1	84,6	40,8	69,5	161,9	117,6	210,2	174,5	x
1983 Q. 1	104,8	108,8	128,7	91,6	96,2	97,4	125,2	98,2	122,3	117,3	x
Q. 2	105,0	106,3	128,2	98,0	89,2	113,3	133,7	106,0	137,0	103,0	x
Q. 3	109,2	105,5	142,9	93,1	97,3	118,2	156,2	104,4	132,3	125,8	x
Q. 4	119,7	137,5	136,7	100,8	103,1	154,0	129,0	110,5	162,6	122,1	x
1984 Q. 1	124,2	133,9	118,8	113,8	101,7	177,7	165,7	120,8	151,2	143,6	x
Q. 2	122,2	122,2	124,0	111,3	100,8	194,2	158,3	123,8	161,9	121,5	x
Q. 3	122,8	117,3	121,0	109,2	99,3	223,0	168,4	118,2	159,7	146,0	x
Q. 4	130,1	137,3	133,6	116,2	99,4	217,1	151,4	123,9	191,9	137,9	x
1985 Q. 1	135,2	139,1	142,2	119,2	103,1	199,6	185,6	129,2	189,0	162,9	x
Q. 2	132,8	129,7	139,6	120,7	109,6	207,0	194,4	128,0	188,7	127,2	x
Q. 3	130,0	118,1	143,0	108,8	105,8	197,4	177,2	122,8	182,1	150,3	x
Q. 4	128,1	133,7	151,5	101,8	91,2	152,6	167,8	123,2	199,4	142,3	x
1986 Q. 1	118,7	125,7	130,9	94,9	71,4	109,4	161,7	122,7	184,8	154,3	x
Q. 2	116,6	126,4	120,9	95,9	50,8	103,7	171,1	127,3	204,4	139,3	x
Q. 3	108,5	103,4	149,0	82,6	41,4	89,5	168,5	115,8	189,2	163,1	x
Q. 4	114,6	131,3	126,8	89,2	39,8	82,5	159,6	116,9	214,5	162,4	x
1987 Q. 1	110,1	115,3	113,0	84,6	39,1	65,8	154,5	114,2	202,2	172,4	x
Q. 2	109,9	109,9	110,7	84,0	39,8	64,4	164,4	116,8	205,1	155,2	x
Q. 3	112,0	93,1	116,0	84,1	43,0	72,7	165,5	115,6	199,0	188,4	x
Q. 4	120,3	118,7	144,7	85,7	41,1	75,2	163,3	123,8	234,4	181,8	x
Index of Volume											
1983	93,4	105,1	105,5	88,0	73,7	111,4	125,5	99,9	109,4	101,8	x
1984	99,3	107,2	90,1	90,4	72,3	115,2	136,0	108,1	126,5	112,1	x
1985	102,4	110,8	97,5	93,4	72,1	125,3	146,2	108,7	137,7	116,6	x
1986	110,3	113,9	92,6	94,3	73,1	133,4	151,6	116,6	155,5	137,7	x
1987	117,4	123,5	99,3	100,0	67,7	120,9	161,0	121,2	173,9	164,9	x
1983 Q. 1	90,7	105,3	100,5	86,6	72,3	102,8	114,9	97,0	99,7	102,3	x
Q. 2	92,4	99,1	101,0	92,0	71,3	118,2	128,9	103,3	110,8	92,0	x
Q. 3	91,9	94,8	111,0	83,7	74,7	106,2	143,4	97,7	102,7	107,7	x
Q. 4	98,7	121,0	109,4	89,5	76,4	118,1	114,8	101,5	124,3	105,3	x
1984 Q. 1	100,9	113,0	87,9	93,6	74,3	112,3	141,1	110,9	118,0	119,8	x
Q. 2	99,2	103,0	88,8	90,9	74,3	111,4	136,5	111,5	126,2	102,9	x
Q. 3	96,5	98,1	87,7	86,3	71,8	116,7	140,8	102,8	121,1	115,3	x
Q. 4	100,4	114,9	96,0	90,8	68,7	120,3	125,5	107,0	140,8	110,4	x
1985 Q. 1	99,9	111,6	98,9	90,1	66,3	110,2	144,0	109,1	133,4	124,9	x
Q. 2	100,5	105,2	93,4	96,8	74,1	121,9	154,7	108,3	133,3	102,1	x
Q. 3	103,0	102,9	95,0	92,5	78,4	132,6	146,1	106,8	133,3	119,8	x
Q. 4	106,1	123,4	102,7	94,1	69,6	136,3	139,9	110,8	150,8	119,6	x
1986 Q. 1	105,3	112,4	88,6	91,9	70,4	114,5	138,1	114,8	143,9	132,3	x
Q. 2	112,1	113,1	82,4	99,0	76,5	129,9	154,8	121,6	157,7	125,0	x
Q. 3	107,9	98,6	105,1	86,6	76,4	136,8	156,3	112,5	147,0	144,0	x
Q. 4	116,0	131,5	94,3	99,9	69,1	152,5	157,1	117,3	173,2	149,5	x
1987 Q. 1	112,6	122,5	88,1	96,7	63,7	120,0	152,1	117,8	165,7	161,9	x
Q. 2	115,1	122,7	90,5	101,6	66,2	116,8	164,8	121,8	168,6	150,7	x
Q. 3	116,0	108,6	95,9	99,7	70,4	121,5	163,1	118,2	163,5	174,8	x
Q. 4	125,8	140,2	122,6	102,1	70,4	125,1	164,1	126,8	197,6	172,3	x
Index of Average Value											
1983	117,4	109,0	127,1	109,0	130,9	108,4	108,4	104,9	126,7	115,0	x
1984	125,8	119,1	137,9	124,6	138,8	176,3	118,4	112,6	131,3	122,4	x
1985	128,5	117,5	147,8	120,6	142,1	151,0	124,0	115,7	137,9	125,0	x
1986	103,9	106,8	142,5	96,1	69,6	72,2	109,0	103,5	127,5	112,4	x
1987	96,4	88,5	122,0	84,6	60,3	57,5	100,5	97,1	120,9	105,8	x
1983 Q. 1	115,5	103,4	128,0	105,8	133,1	94,7	108,9	101,2	122,7	114,7	x
Q. 2	113,7	107,3	126,9	106,5	125,2	95,8	103,7	102,6	123,6	112,0	x
Q. 3	118,8	111,3	128,7	111,2	130,2	111,3	108,9	106,8	128,9	116,8	x
Q. 4	121,3	113,6	125,0	112,6	135,0	130,3	112,3	108,8	130,8	115,9	x
1984 Q. 1	123,1	118,5	135,1	121,6	136,8	158,3	117,4	108,9	128,1	119,9	x
Q. 2	123,2	118,7	139,5	122,4	135,6	174,4	116,0	111,0	128,2	118,0	x
Q. 3	127,3	119,6	137,9	126,6	138,4	191,2	119,6	114,9	131,9	126,6	x
Q. 4	129,5	119,4	139,1	128,0	144,7	180,5	120,6	115,8	136,3	125,0	x
1985 Q. 1	135,4	124,6	143,8	132,3	155,6	181,0	128,9	118,5	141,7	130,5	x
Q. 2	132,2	123,2	149,5	124,7	147,9	169,7	125,7	118,2	141,6	124,6	x
Q. 3	126,2	114,7	150,5	117,6	134,9	148,8	121,3	115,0	136,6	125,5	x
Q. 4	120,7	108,4	147,6	108,2	131,1	111,9	119,9	111,2	132,2	119,0	x
1986 Q. 1	112,7	111,8	147,7	103,2	101,5	95,5	117,0	106,9	128,4	116,6	x
Q. 2	104,0	111,7	146,7	96,9	66,4	79,8	110,6	104,6	129,6	111,4	x
Q. 3	100,5	104,9	141,8	95,5	54,3	65,4	107,8	102,9	128,7	113,3	x
Q. 4	98,8	99,8	134,5	89,3	57,6	54,1	101,6	99,6	123,8	108,7	x
1987 Q. 1	97,7	94,2	128,3	87,5	61,4	54,8	101,6	96,9	122,0	106,5	x
Q. 2	95,5	89,5	122,3	82,7	60,2	55,1	99,7	95,9	121,7	103,0	x
Q. 3	96,6	85,7	121,0	84,4	61,1	59,8	101,4	97,7	121,7	107,8	x
Q. 4	95,7	84,7	118,1	84,0	58,5	60,1	99,5	97,6	118,6	105,5	x

See footnote on page 14.

2 Index of Current Value, Volume and Average Value of Imports and Exports

(Special Trade) by Sections of the SITC - Rev. II

1980 = 100

2.3 Other Countries

Year Quarter	Exports										
	Total	Section									
		0 Food and live animals	1 Beverages and tobacco	2 Crude materials, inedible	3 Mineral fuels, lubricants etc.	4 Animal and vegetable oils and fats	5 Chemicals	6 Manufactured goods classified chiefly by material	7 Machinery and transport equipment	8 Miscella- neous manufactured articles	
Index of Current Value											
1983	125,9	113,5	166,2	113,0	109,6	94,4	125,5	118,4	127,0	134,2	x
1984	143,2	129,3	177,2	134,8	120,7	111,0	147,0	135,5	142,2	157,5	x
1985	158,3	126,5	188,7	148,3	130,5	124,9	157,2	148,8	161,7	183,8	x
1986	153,6	125,9	180,5	123,4	82,0	82,6	148,0	135,1	162,8	185,6	x
1987	150,1	116,3	158,6	121,3	64,7	73,3	147,4	130,4	159,8	182,3	x
1983 Q. 1	118,6	115,3	140,4	101,5	108,1	102,7	115,5	110,7	119,6	125,9	x
Q. 2	122,1	115,8	173,9	114,1	96,9	84,6	121,9	116,5	123,9	123,5	x
Q. 3	122,9	107,2	183,9	107,7	112,2	89,4	128,5	116,9	121,4	138,9	x
Q. 4	139,9	115,7	166,7	128,5	121,0	100,9	136,1	129,4	143,0	148,5	x
1984 Q. 1	138,9	143,5	139,3	128,6	127,0	121,8	145,6	127,2	139,8	144,5	x
Q. 2	135,1	136,9	182,4	135,0	118,2	95,1	146,0	131,1	128,7	143,2	x
Q. 3	139,0	112,5	206,0	132,5	107,3	113,8	144,9	139,7	132,7	170,6	x
Q. 4	159,9	124,1	181,2	142,9	130,4	113,1	151,6	144,0	167,7	171,6	x
1985 Q. 1	154,6	122,9	160,3	144,0	126,7	125,8	161,5	144,4	157,6	170,2	x
Q. 2	156,2	130,5	214,6	164,2	139,5	118,3	162,0	149,1	157,5	172,2	x
Q. 3	157,6	116,8	221,3	142,4	135,2	139,0	159,1	150,3	158,3	193,2	x
Q. 4	164,8	135,8	158,6	142,7	120,5	116,4	146,1	151,6	173,4	199,7	x
1986 Q. 1	148,9	131,2	158,8	119,9	111,8	89,4	149,3	130,6	155,6	176,8	x
Q. 2	156,2	133,0	197,9	131,9	80,5	84,8	153,2	140,6	164,8	177,4	x
Q. 3	150,7	114,3	219,3	114,8	68,3	79,6	148,4	132,2	158,3	192,9	x
Q. 4	158,7	125,0	145,9	126,9	67,2	76,3	141,1	137,0	172,8	195,2	x
1987 Q. 1	143,0	132,9	149,3	114,0	60,9	74,8	139,3	120,3	153,8	173,5	x
Q. 2	145,6	119,5	153,7	122,1	62,2	66,4	144,7	128,6	154,0	168,3	x
Q. 3	146,5	102,1	174,9	118,7	64,8	65,6	150,3	130,4	150,2	190,4	x
Q. 4	165,4	110,6	156,5	130,2	71,1	86,1	155,3	142,1	181,3	197,1	x
Index of Volume											
1983	111,2	111,7	136,9	105,6	92,9	93,0	115,6	109,2	108,9	121,7	x
1984	122,5	124,2	146,0	115,9	100,4	80,8	126,2	121,4	117,9	137,5	x
1985	129,5	124,2	146,6	123,3	102,4	88,3	130,8	128,1	126,8	155,9	x
1986	129,5	149,5	143,6	112,9	91,6	100,9	132,9	121,7	126,7	157,7	x
1987	130,4	155,9	136,8	123,5	89,8	121,7	139,5	126,3	124,6	158,1	x
1983 Q. 1	105,3	111,3	116,2	96,3	88,3	107,7	106,0	102,3	104,0	113,2	x
Q. 2	108,3	119,6	143,6	106,7	83,8	89,9	112,8	107,6	106,6	113,0	x
Q. 3	109,4	108,6	150,6	99,7	96,6	89,7	118,7	107,6	104,4	126,4	x
Q. 4	121,9	107,6	137,2	119,8	102,8	84,8	124,9	119,3	120,7	134,0	x
1984 Q. 1	120,8	137,1	116,3	111,7	104,7	92,3	128,2	117,9	117,6	126,9	x
Q. 2	117,8	132,2	151,8	118,0	101,6	68,7	127,8	118,8	109,1	126,5	x
Q. 3	118,4	108,0	168,8	115,3	89,8	84,9	122,3	123,2	109,9	149,2	x
Q. 4	133,0	119,3	147,0	118,8	105,7	77,5	126,5	125,5	135,2	147,4	x
1985 Q. 1	126,6	116,9	125,0	118,9	98,1	82,3	132,2	124,2	124,6	144,9	x
Q. 2	127,0	124,5	164,7	138,7	106,6	74,0	133,6	127,4	123,1	145,0	x
Q. 3	128,6	116,9	173,6	114,9	106,5	97,7	132,3	130,0	123,4	163,1	x
Q. 4	135,7	138,5	123,0	120,7	98,4	99,3	124,9	130,9	136,1	170,5	x
1986 Q. 1	123,8	149,7	124,2	103,3	99,5	81,0	129,6	115,5	121,7	149,2	x
Q. 2	131,7	155,4	157,3	119,2	84,3	99,8	136,6	124,9	129,0	150,1	x
Q. 3	127,5	138,5	175,7	105,2	90,2	102,7	133,9	119,5	123,1	164,8	x
Q. 4	134,8	154,4	117,2	123,9	92,5	120,1	131,4	126,9	133,0	166,6	x
1987 Q. 1	123,3	180,2	124,3	112,3	86,3	131,1	131,1	115,0	119,1	147,2	x
Q. 2	127,6	166,8	130,6	129,5	85,1	107,0	138,1	125,3	120,2	148,9	x
Q. 3	127,0	128,9	152,5	119,2	89,5	103,0	141,3	126,6	117,0	164,1	x
Q. 4	143,8	147,5	139,7	132,8	98,3	145,8	147,7	138,1	142,3	172,2	x
Index of Average Value											
1983	113,2	101,6	121,4	106,9	118,0	101,5	108,6	108,4	116,6	110,3	x
1984	116,9	104,1	121,4	116,2	120,2	137,2	116,5	111,7	120,6	114,5	x
1985	122,2	101,9	128,7	120,3	127,4	141,3	120,2	116,2	127,5	117,9	x
1986	118,7	84,2	125,7	109,3	89,5	81,8	111,4	111,0	128,5	117,7	x
1987	115,1	74,6	116,0	98,2	72,1	60,2	105,6	103,3	128,2	115,3	x
1983 Q. 1	112,7	103,6	120,8	105,4	122,4	95,4	109,0	108,1	115,0	111,2	x
Q. 2	112,7	96,8	121,1	107,0	115,7	94,1	108,1	108,3	116,3	109,3	x
Q. 3	112,4	98,8	122,1	108,0	116,2	99,6	108,3	108,6	116,3	109,9	x
Q. 4	114,8	107,6	121,5	107,2	117,7	119,0	109,0	108,5	118,5	110,8	x
1984 Q. 1	115,0	104,6	119,7	115,1	121,3	132,0	113,6	107,9	118,9	113,9	x
Q. 2	114,7	103,6	120,2	114,4	116,4	138,5	114,2	110,4	117,9	113,2	x
Q. 3	117,4	104,2	122,0	115,0	119,4	134,0	118,4	113,4	120,7	114,3	x
Q. 4	120,2	104,0	123,3	120,3	123,4	145,9	119,8	114,8	124,0	116,5	x
1985 Q. 1	122,1	105,2	128,2	121,1	129,1	152,9	122,2	116,2	126,5	117,5	x
Q. 2	123,0	104,9	130,3	118,3	130,9	159,9	121,2	117,0	128,0	118,8	x
Q. 3	122,5	99,9	127,5	123,9	126,9	142,2	120,3	115,6	128,3	118,4	x
Q. 4	121,4	98,1	129,0	118,3	122,5	117,1	117,0	115,8	127,4	117,1	x
1986 Q. 1	120,3	87,7	127,9	116,1	112,4	110,4	115,2	113,1	127,9	118,5	x
Q. 2	118,6	85,6	125,9	110,7	95,5	85,0	112,2	112,6	127,7	118,1	x
Q. 3	118,2	82,5	124,8	109,1	75,8	77,6	110,8	110,6	128,5	117,1	x
Q. 4	117,7	81,0	124,5	102,4	72,6	63,6	107,3	108,0	129,9	117,2	x
1987 Q. 1	115,9	73,7	120,2	101,4	70,5	57,1	106,3	104,7	129,1	117,9	x
Q. 2	114,1	71,6	117,7	94,3	73,0	62,1	104,8	102,6	128,1	113,0	x
Q. 3	115,4	79,2	114,7	99,6	72,4	63,7	106,4	103,0	128,4	116,1	x
Q. 4	115,0	75,0	112,1	98,1	72,3	59,0	105,1	102,9	127,4	114,5	x

See footnote on page 14.

3 IMPORTS AND EXPORTS (SPECIAL TRADE) BY SECTIONS AND DIVISIONS OF THE SITC-REV. 11

3.1 IMPORTS

SECT AND DIV	DESCRIPTION	1987 DT = 100 KG	1986	1987 1 000 DM	1986 1 000 \$	1987 1 000 \$	1986
0	FOOD & LIVE ANIMALS CHIEFLY FOR FOOD	289299301	287856487	40147293	42742435	22392503	19722764
00	LIVE ANIMALS CHIEFLY FOR FOOD	2041631	1563826	630878	525655	352074	243015
01	MEAT & MEAT PREPARATIONS	11308095	10881889	5533190	5420570	3092428	2512306
02	DAIRY PRODUCTS & BIRDS EGGS	10810840	13048752	4268698	5106925	2383727	2349995
03	FISH, CRUSTACEANS & MOLLUSCS, & PREPARATIONS THEREOF	4331449	4759829	1966933	1976158	1100150	916647
04	CEREALS & CEREAL PREPARATIONS	50468131	57034287	3289671	3628570	1835038	1669929
05	VEGETABLES & FRUIT	111851551	104891377	14092255	13277374	7856880	6118606
06	SUGAR, SUGAR PREPARATIONS & HONEY	10079229	10665854	894530	1007263	498926	464377
07	COFFEE, TEA, COCOA, SPICES, & MANUFACTURES THEREOF ...	10924075	10283523	5742218	8124725	3197266	3751119
08	FEEDING STUFF FOR ANIMALS (EXCL UNMILLED CEREALS) ..	74646326	72058881	2602742	2873273	1448919	1326530
09	MISCELLANEOUS EDIBLE PRODUCTS & PREPARATIONS	2837974	2668269	1126178	801922	627095	370040
1	BEVERAGES & TOBACCO	18275861	16614545	4472414	4495593	2505196	2084282
11	BEVERAGES	16386655	14884002	2832662	2696138	1588719	1251246
12	TOBACCO & TOBACCO MANUFACTURES	1889206	1730543	1639752	1799455	916477	833036
2	CRUDE MATERIALS, INEDIBLE, EXCEPT FUELS	868637200	911926418	25111842	26502182	14004903	12219428
21	HIDES, SKINS & FURSKINS, RAW	878257	971691	800396	866296	444661	393260
22	OIL SEEDS & OLEAGINOUS FRUIT	55898684	51792736	3058171	3301950	1709872	1524357
23	CRUDE RUBBER (INCL SYNTHETIC & RECLAIMED)	6642436	8409577	1266740	1365887	703354	628054
24	CORK & WOOD	50100717	49269278	2610009	2587362	1453706	1198473
25	PULP & WASTE PAPER	36692513	36308190	3544302	3225229	1977058	1491832
26	TEXTILE FIBRES (EXCL WOOL TOPS) & THEIR WASTES ...	7731510	7144466	2259612	2202993	1262200	1010577
27	CRUDE FERTILIZR, MINRLS, EXC COAL, PETRLM & PREC STONES	219302614	240607512	1807742	2082097	1005639	963316
28	METALLIFEROUS ORES & METAL SCRAP	480766213	511435224	5731705	6930190	3193739	3192578
29	CRUDE ANIMAL & VEGETABLE MATERIALS, NES	9624256	8987534	4033161	3940178	2252674	1816981
3	MINERAL FUELS, LUBRICANTS & RELATED MATERIALS	1564643606	1617217812	39508418	48246745	22006293	21914368
32	COAL, COKE & BRIQUETTES	112759762	135423686	1010834	1507222	564567	698547
33	PETROLEUM, PETROLEUM PRODUCTS & RELATED MATERIALS .	1115640044	1171732971	30399787	34224737	16912535	15529580
34	GAS, NATURAL & MANUFACTURED	336243800	310061155	6689178	11192534	3646926	5073493
35	ELECTRIC CURRENT 1) MWH	13185317	15990548	1228619	1322252	682265	612748
4	ANIMAL & VEGETABLE OILS, FATS & WAXES	15884131	16693064	1173220	1518959	653753	696185
41	ANIMAL OILS & FATS	3188468	3875834	176073	269943	98310	123231
42	FIXED VEGETABLE OILS & FATS	9286688	9243026	694492	891502	368727	409890
43	ANIMAL & VEGETABLE OILS & FATS, PROCESSED, & WAXES .	3936975	3574204	302655	357514	168716	163064
5	CHEMICALS & RELATED PRODUCTS, NES	211988616	193733630	38512189	38313033	21453614	17686327
51	ORGANIC CHEMICALS	65136293	58865118	10018508	9594857	5581174	4595203
52	INORGANIC CHEMICALS	27909777	27864016	4275021	4594817	2381692	2144386
53	DYEING, TANNING & COLOURING MATERIALS	3261375	3050945	1862331	1760374	1037191	814272
54	MEDICINAL & PHARMACEUTICAL PRODUCTS	672922	624863	4041696	4034437	2251363	1862555
55	ESSENTIAL OILS, PERFUME, TOILET, CLEANSING, ETC PREPS.	3508731	2909270	2000060	1835290	1115880	847331
56	FERTILIZERS, MANUFACTURED	52583007	44621564	1231363	1275700	686330	582446
57	EXPLOSIVES & PYROTECHNIC PRODUCTS	115397	119099	137009	156977	76134	73561
58	ARTIFICIAL RESINS & PLASTIC MATERIALS ETC	37484209	35476218	10837459	10475725	6036511	4835574
59	CHEMICAL MATERIALS & PRODUCTS, NES	21315105	20202537	4108342	4184856	2287639	1930997
6	MANUFACTURED GOODS CLASSIFIED CHIEFLY BY MATERIAL.	327569888	324966003	71642811	73404423	39941554	33870894
60	COMPLETE INDUSTR PLANT, CHAP 62, 68 TO 70, 73, 76, 82 .	-	-	-	-	-	-
61	LEATHER, LEATHER MANUFACTURES, NES & DRESSD FURSKINS	576884	563667	2444716	2400605	1362161	1109627
62	RUBBER MANUFACTURES, NES	5710721	5511349	4126497	4091720	2300968	1888397
63	CORK & WOOD MANUFACTURES (EXCLUDING FURNITURE) ...	16464985	18836346	2475223	2355681	1379777	1091155
64	PAPER, PAPERBOARD & ARTS OF PAPER PULP, PAPER, PAPERBOARD	59079345	55700117	9510477	9131809	5298360	4219425
65	TEXTILE YARN, FABRICS, MADE-UP ARTS, NES & RELTD PROD	11699020	11087469	14712278	14809800	8209573	6824668
66	NON-METALLIC MINERAL MANUFACTURES, NES	67001947	65212265	6653219	6420240	3710766	2978487
67	IRON & STEEL	130087985	134003216	13524573	15373469	7521564	7062946
68	NON-FERROUS METALS	23077342	24173078	9768291	10564684	5449270	4874027
69	MANUFACTURES OF METAL, NES	13871659	12878496	8426937	8256415	4699715	3822202
7	MACHINERY & TRANSPORT EQUIPMENT	57136891	54551017	114475484	108953938	63857795	50450000
70	COMPLETE INDUSTRIAL PLANT, CHAP 84 TO 87	-	-	-	-	-	-
71	POWER GENERATING MACHINERY & EQUIPMENT	3540880	3353191	7405151	7119652	4133420	3286296
72	MACHINERY SPECIALIZED FOR PARTICULAR INDUSTRIES ..	4649102	4650528	7783971	7731630	4347707	3582220
73	METALWORKING MACHINERY	1607759	1740625	3315142	3459642	1852834	1606277
74	GENRL INDUSTR MACHINERY & EQUIPT, NES & PARTS NES.	6874593	6543674	11849828	11585726	6602985	5355531
75	OFFICE MACHINES & AUTOMATIC DATA PROCESSING EQUIPT	1179802	997725	16399247	15784444	9178126	7332784
76	TELECOMMUNICATIONS & SOUND RECORDING, REPRO EQUIPT	2027158	1623033	10169792	8958249	5694842	4166572
77	ELECTRIC MACHNRY, APPARAT & APPLANCES, NES & PARTS.	7926626	7592536	19702722	19212368	10993298	8885095
78	ROAD VEHICLES (INCL AIR CUSHION VEHICLES)	24561138	23047656	28718941	26282032	16311005	12143929
79	OTHER TRANSPORT EQUIPMENT	4769833	5002049	9130690	8820195	5076576	4091296
8	MISCELLANEOUS MANUFACTURED ARTICLES	26728497	23205140	61537596	55928798	34277415	25916063
80	COMPLETE INDUSTRIAL PLANT, CHAP 90, 94	-	-	-	-	-	-
81	SANITARY, PLUMBING, HEATING, LIGHTNG FIXT & FITTINGS NES.	2085821	1973076	1253222	1130830	700069	524908
82	FURNITURE & PARTS THEREOF	6743251	5792381	4333592	3810724	2422238	1764573
83	TRAVEL GOODS, HANDBAGS & SIMILAR CONTAINERS	537372	429208	1066252	939167	593132	434492
84	ARTICLES OF APPAREL & CLOTHING ACCESSORIES	6459129	4633926	25385996	22357634	14114174	10376495
85	FOOTWEAR	1639500	1482561	8323171	4982940	2949347	2302860
87	PROFESSIONAL, SCIENTIFIC & CONTRL APPARATUS, NES ...	5114140	495664	6509919	6525934	3634532	3020801
88	PHOTO APPARAT, OPTICAL GOODS, NES: WATCHES & CLOCKS	928964	810662	5327090	5037594	2578497	2337060
89	MISCELLANEOUS MANUFACTURED ARTICLES, NES	8822050	7587632	12338354	11103975	6888726	5154871
9	COMMODITIES & TRANSACTIONS NOT CLASSD ELSEWHERE 2)	5138720	5023681	13060016	13638325	7306345	6292015
	TOTAL	3385300911	3451787797	409641283	413744431	228439371	190852326

1) SEE INTRODUCTION, CIPHER 2.3 2) INCL. COMPLETE INDUSTRIAL PLANT N. E. S.

3 IMPORTS AND EXPORTS (SPECIAL TRADE) BY SECTIONS AND DIVISIONS OF THE SITC-REV. II

3.2 EXPORTS

SECT AND DIV	DESCRIPTION	1987 DT = 100 KG	1986	1987 1 000 DM	1986 1 000 \$	1987 1 000 \$	1986
0	FOOD & LIVE ANIMALS CHIEFLY FOR FOOD	181524903	170529084	21103052	21712601	11769425	10043426
00	LIVE ANIMALS CHIEFLY FOR FOOD	1935828	2232939	779827	978049	434523	452509
01	MEAT & MEAT PREPARATIONS	6312025	7358122	3145796	3483878	1748139	1611194
02	DAIRY PRODUCTS & BIRDS EGGS	33937545	30090517	5741393	5047632	3210102	2343322
03	FISH, CRUSTACEANS & MOLLUSCS, & PREPARATIONS THEREOF	1188473	1074334	604274	567023	337456	263039
04	CEREALS & CEREAL PREPARATIONS	49684831	48259360	2424946	2653250	1352232	1220869
05	VEGETABLES & FRUIT	16589894	14675202	1906083	1834569	1062569	846198
06	SUGAR, SUGAR PREPARATIONS & HONEY	15532067	13070455	1020962	1120910	568419	523092
07	COFFEE, TEA, COCOA, SPICES, & MANUFACTURES THEREOF ...	3243140	3002756	2393167	2998980	1333685	1386101
08	FEEDING STUFF FOR ANIMALS (EXCL UNMILLED CEREALS)	49436626	47173402	2064503	2033206	1152796	942534
09	MISCELLANEOUS EDIBLE PRODUCTS & PREPARATIONS	3664474	3591997	1022101	989104	569504	454568
1	BEVERAGES & TOBACCO	78791422	74727228	3095612	3363379	1724722	1556601
11	BEVERAGES	78081117	73982376	1728930	1848895	963978	856449
12	TOBACCO & TOBACCO MANUFACTURES	710305	744852	1366682	1514484	760744	700152
2	CRUDE MATERIALS, INEDIBLE, EXCEPT FUELS	446381551	433644977	9240763	9225052	5156638	4255541
21	HIDES, SKINS & FURSKINS, RAW	1446901	1421332	513971	566009	287313	260823
22	OIL SEEDS & OLEAGINOUS FRUIT	4058296	1785335	419668	200556	233037	94007
23	CRUDE RUBBER (INCL SYNTHETIC & RECLAIMED)	3834732	3664302	822029	899149	458282	413374
24	CORK & WOOD	39100859	39986875	1092178	1111245	608905	514699
25	PULP & WASTE PAPER	11694271	10774509	331022	331210	185009	144709
26	TEXTILE FIBRES (EXCL WOOL TOPS) & THEIR WASTES ...	7066200	6466114	2046994	2102758	1141364	967376
27	CRUDE FERTILIZ, MINRLS, EXC COAL, PETRLM & PREC STONES	324813476	323452563	1218173	1276596	678986	850662
28	METALLIFEROUS ORES & METAL SCRAP	81540129	43416376	1663371	1608722	931223	739762
29	CRUDE ANIMAL & VEGETABLE MATERIALS, NES	2826687	2677571	1133357	1146807	632519	630129
3	MINERAL FUELS, LUBRICANTS & RELATED MATERIALS	200172728	215116379	7103936	8611437	3962409	3942751
32	COAL, COKE & BRIQUETTES	108617574	127388488	2504178	3294780	1393590	1515152
33	PETROLEUM, PETROLEUM PRODUCTS & RELATED MATERIALS ..	74737335	74285046	3248592	3801413	1811780	1741428
34	GAS, NATURAL & MANUFACTURED	16817819	13442845	463686	618905	259319	280504
35	ELECTRIC CURRENT (1 MWH)	12792367	12422858	887480	896339	495929	405667
4	ANIMAL & VEGETABLE OILS, FATS & WAXES	17163934	16264066	1322247	1689614	737011	774807
41	ANIMAL OILS & FATS	2322952	2289480	142139	163759	79221	74928
42	FIXED VEGETABLE OILS & FATS	10220491	9323133	724720	922588	404404	423475
43	ANIMAL & VEGETABLE OILS & FATS, PROCESSED, & WAXES .	4620491	4651453	455388	603267	253386	276404
5	CHEMICALS & RELATED PRODUCTS, NES	293112342	270544467	68485171	67691009	38171933	31202127
51	ORGANIC CHEMICALS	63886278	62395755	16048327	16309033	8945141	7494760
52	INORGANIC CHEMICALS	64880673	60495753	5368552	5525789	2987579	2547077
53	DYEING, TANNING & COLOURING MATERIALS	11773682	11226475	7303461	7020913	4068715	3245948
54	MEDICINAL & PHARMACEUTICAL PRODUCTS	1184953	1166970	7268547	7111208	4053348	3286929
55	ESSENTIAL OILS, PERFUME, TOILET, CLEANSING, ETC PREPS.	8906432	7456257	3559025	3334733	1983501	1540599
56	FERTILIZERS, MANUFACTURED	52450734	46732745	1217450	1308657	679006	599190
57	EXPLOSIVES & PYROTECHNIC PRODUCTS	128344	111350	151107	155355	84481	72745
58	ARTIFICIAL RESINS & PLASTIC MATERIALS ETC	55037267	49990313	18326050	17538290	10213964	8091183
59	CHEMICAL MATERIALS & PRODUCTS, NES	34863825	30978849	9250352	9387031	5156199	4323695
6	MANUFACTURED GOODS CLASSIFIED CHIEFLY BY MATERIAL.	374172157	367609666	93344291	95134314	52080372	43928947
60	COMPLETE INDUSTR PLANT, CHAP 62, 68 TO 70, 73, 76, 82 .	226274	218270	404328	381233	224837	177929
61	LEATHER, LEATHER MANUFACTURES, NES & DRESSD FURSKINS	536671	514667	1849811	1899574	1030126	859742
62	RUBBER MANUFACTURES, NES	6027029	5710483	4737597	4648041	2641454	2147445
63	CORK & WOOD MANUFACTURES (EXCLUDING FURNITURE) ...	11101737	10803800	1937668	1876489	1080351	868823
64	PAPER, PAPERBOARD & ARTS OF PAPER PULP, PAPER, PAPERBOARD	45846783	41238530	10673041	10079404	5948704	4657438
65	TEXTILE YARN, FABRICS, MADE-UP ARTS, NES & RELTD PROD	11870344	11262472	17576883	17749078	9810480	8190271
66	NON-METALLIC MINERAL MANUFACTURES, NES	791077540	72616544	9103386	9190141	5072695	4250180
67	IRON & STEEL	191005386	189964059	21152970	23033356	11819386	10615806
68	NON-FERROUS METALS	17373305	16672709	9324467	9473062	5203976	4368182
69	MANUFACTURES OF METAL, NES	19407388	18608132	16582140	16843936	9248361	7793128
7	MACHINERY & TRANSPORT EQUIPMENT	118652046	119397874	255132293	251331983	142542639	116282071
70	COMPLETE INDUSTRIAL PLANT, CHAP 84 TO 87	1185905	1303604	3630034	3843475	2028416	1777280
71	POWER GENERATING MACHINERY & EQUIPMENT	6674099	6666794	15161234	14861303	8460481	6885988
72	MACHINERY SPECIALIZED FOR PARTICULAR INDUSTRIES ..	14978409	15631086	34238612	34633522	19147980	16039143
73	METALWORKING MACHINERY	2936250	3246517	9045499	9313207	5068322	4330001
74	GENRL INDUSTR MLNRY & EQUIPT, NES & PARTS NES.	13819507	14007731	33396951	33942587	18644047	15720263
75	OFFICE MACHINES & AUTOMATIC DATA PROCESSING EQUIPT	952519	928572	14066838	14451005	7865024	6696042
76	TELECOMMUNICATIONS & SOUND RECORDNG, REPRO EQUIPT .	1444024	1542629	10977625	10734579	6163199	4983529
77	ELECTRIC MACHNRY, APPARAT & APPLIANCES, NES & PARTS.	12058162	12052569	32236629	31842522	17996559	14741824
78	ROAD VEHICLES (INCL AIR CUSHION VEHICLES)	56126105	54373409	92624372	89069560	51733330	41141819
79	OTHER TRANSPORT EQUIPMENT	8477463	9644963	9754499	8640223	5435280	3966182
8	MISCELLANEOUS MANUFACTURED ARTICLES	26596857	25492476	56837432	55921241	31682320	25905579
80	COMPLETE INDUSTRIAL PLANT, CHAP 90, 94	23421	13140	221400	177501	124109	81446
81	SANITARY, PLUMBING, HEATING, LIGHTNG FIXT & FITTINGS NES.	1350242	1194447	1773093	1485202	991627	689035
82	FURNITURE & PARTS THEREOF	7363448	7386631	5997726	5863764	3347653	2714423
83	TRAVEL GOODS, HANDBAGS & SIMILAR CONTAINERS	171415	172499	431229	438826	240482	203554
84	ARTICLES OF APPAREL & CLOTHING ACCESSORIES	1069304	1015334	9051542	9016717	5013267	4173237
85	FOOTWEAR	259455	248529	1271604	1298023	705376	597272
87	PROFESSIONAL, SCIENTIFIC & CONTRL APPARATUS NES ...	888872	905505	12973627	12968305	7249417	6011588
88	PHOTO APPARAT, OPTICAL GOODS, NES: WATCHES & CLOCKS .	1306271	1292741	5924830	5994649	3304439	2774098
89	MISCELLANEOUS MANUFACTURED ARTICLES, NES	14164429	13263650	19192381	18678254	10705950	8660926
9	COMMODITIES & TRANSACTIONS NOT CLASSD ELSEWHERE 2)	7535875	7333581	11711941	11682381	6538907	5411169
	TOTAL	1744103815	1700659798	527376738	526363011	294366376	243303019

1) SEE INTRODUCTION, CIPHER 2.3 2) INCL. COMPLETE INDUSTRIAL PLANT N. E. S.

4 IMPORTS AND EXPORTS (SPECIAL TRADE) BY GROUPS AND SUBGROUPS OF THE SITC-REV. II
4.1 IMPORTS

GROUP / SUBGROUP	1987 C* = 100 KG	1986	1987 1 000 DM	1986	1987 1 000 \$	1986
001 LIVE ANIMALS	2 041 631	1 563 626	630 878	525 655	352 074	243 015
1 BOVINE CATTLE	456 546	353 481	253 952	197 624	141 997	91 462
2 SHEEP, LAMBS, GOATS	93 953	102 839	27 202	33 879	15 127	15 510
3 SWINE, LIVE	1 268 612	916 349	284 312	235 036	158 457	110 200
4 LIVE POULTRY	189 104	150 779	39 193	32 857	21 875	15 423
5 HORSES, ASSES, MULES	31 871	39 812	24 936	21 479	13 901	10 058
9 LIVE ANIMALS FR FOOD NES	1 543	566	1 283	780	717	362
011 MEAT FRESH, CHILLD, FROZEN	10 135 835	9 727 764	4 734 789	4 639 553	2 646 794	2 150 392
1 BOVINE MEAT FRESH, FROZEN	2 333 754	2 217 307	1 688 495	1 467 781	943 343	681 385
2 MUTTON ETC FRSH, CHLD, FRN	217 051	232 812	120 752	133 278	66 949	60 892
3 PIG MEAT FRESH, CHLD, FRZN	4 650 842	4 361 280	1 724 440	1 818 270	961 304	840 407
4 POULTRY FRESH, CHLD, FRZN	2 251 179	2 169 279	985 895	971 251	554 321	452 001
5 HORSE MEAT FRSH, CHLD, FRN	5 235	4 035	1 341	1 258	746	580
6 EDIBLE OFFAL FRESH, CH, FR	463 796	538 081	84 685	105 474	47 233	48 434
8 MEAT NES FRESH, CHLD, FRZN	213 978	204 970	129 181	142 241	72 898	66 693
012 MEAT DRIED, SALTED, SMOKED	70 003	61 870	102 043	82 012	57 002	38 432
1 PIG MEAT DRIED, SLTD, SMKD	58 584	48 843	88 374	71 256	49 365	33 438
9 MEAT NES DRIED, SLTD, SMKD	11 419	13 027	13 669	10 756	7 637	4 994
014 MEAT PREPD, PRSVD, NES ETC	1 102 257	1 092 255	696 358	699 005	388 632	323 482
1 MEAT, FISH EXTRACTS, JUICES	11 384	8 366	25 938	11 916	14 606	5 449
2 SAUSAGES INCL TINNED	147 529	146 062	128 507	128 173	71 668	59 513
9 OTH PREPD, PRESVD MEAT	943 344	937 827	541 913	558 916	302 358	258 520
022 MILK AND CREAM	3 415 811	6 020 045	528 287	1 591 950	294 471	723 218
3 MILK AND CREAM FRESH	1 493 427	1 588 731	116 921	122 146	65 238	56 208
4 MILK, CREAM PRESERVED ETC	1 922 384	4 431 314	411 366	1 469 804	229 233	667 010
023 BUTTER	1 073 125	901 118	649 177	605 408	363 834	279 474
024 CHEESE AND CURD	3 085 566	3 003 921	2 386 214	2 273 713	1 332 172	1 054 354
025 EGGS, BIRDS, FRESH, PRSRVD	3 236 338	3 123 668	705 020	635 854	393 250	292 946
1 EGGS BIRDS, FRSH IN SHELL	3 030 682	2 878 530	654 419	578 657	365 132	266 637
2 EGGS, BIRDS, FR NOT I SHEL	205 656	245 138	50 601	57 197	28 118	26 312
034 FISH FRESH, CHILLED, FROZN	3 096 663	3 395 223	1 147 342	1 168 551	640 520	541 153
1 FISH FRESH, CHLD, EX FILLT	1 460 196	1 669 021	557 009	566 023	311 386	263 245
2 FISH FROZEN, EXCL FILLETS	700 966	689 539	211 469	197 609	118 107	91 746
3 FISH FILLETS, FRESH, CHLLD	74 988	99 495	40 608	50 254	22 529	23 295
4 FISH FILLETS, FROZEN	860 513	937 168	338 256	354 665	188 498	162 867
035 FISH SALTED, DRIED, SMOKED	211 597	238 260	164 684	152 402	93 649	72 154
036 SHELL FISH FRESH, FROZEN	240 568	360 522	176 522	176 019	98 909	81 786
037 FISH ETC PREPD PRSVD NES	782 621	765 824	478 385	479 186	267 072	221 554
1 FISH PREPD, PRESVD NES	647 656	630 102	316 258	329 601	176 439	152 080
2 SHELL FISH PREPD, PRESVD	134 965	135 722	162 127	149 585	90 623	69 474
041 WHEAT ETC UNMILLED	17 219 657	23 927 837	753 399	1 054 645	419 916	463 511
1 DURUM WHEAT UNMILLED	998 047	511 857	62 923	29 813	35 965	13 887
2 OTHER WHEAT UNMILLED	16 221 610	23 415 980	690 476	1 024 832	383 951	469 624
042 RICE	2 043 196	2 074 577	217 690	237 333	121 338	105 126
1 RICE IN HUSK OR HUSKED	1 090 456	937 278	72 284	73 582	40 284	33 647
2 RICE SEMI-MILLED, MILLED	952 740	1 137 299	145 406	163 751	81 054	75 479
043 BARLEY UNMILLED	8 678 574	9 176 241	386 609	416 395	216 024	191 465
044 MAIZE UNMILLED	13 016 023	13 171 337	679 178	744 649	379 125	341 231
045 CEREALS NES UNMILLED	2 183 674	2 110 610	101 498	99 178	57 440	46 624
1 RYE UNMILLED	1 333 695	966 306	60 617	43 160	34 385	20 978
2 OATS UNMILLED	363 289	652 254	16 928	24 729	9 756	11 180
9 OTHER CEREALS UNMILLED	486 690	492 050	23 953	31 289	13 299	14 466
046 WHEAT ETC MEAL OR FLOUR	1 063 758	895 164	78 154	71 466	43 535	33 126
047 OTHER CEREAL MEALS, FLOUR	235 869	184 209	13 686	12 198	7 637	5 657
048 CEREAL ETC PREPARATIONS	6 027 380	5 494 312	1 059 457	992 206	590 023	459 189

4 IMPORTS AND EXPORTS (SPECIAL TRADE) BY GROUPS AND SUBGROUPS OF THE SITC-REV. II
4.1 IMPORTS

GROUP / SUBGROUP	1987 DT = 100 KG	1986	1987 1 000 DM	1986	1987 1 000 \$	1986
1 PREPD BREAKFAST FOOD ETC	245 013	229 331	26 436	23 274	14 746	10 782
2 MALT INCLUDING FLOUR	3 266 038	2 941 373	232 704	220 982	129 599	102 546
3 MACARONI, SPAGHETTI ETC	646 865	585 899	128 521	113 663	71 822	52 646
4 BAKERY PRODUCTS	1 266 701	1 147 745	535 299	500 347	297 731	231 428
5 OTH CEREAL PREPS, MALT EX	602 763	589 964	136 497	133 940	76 125	61 787
034 VEG ETC FRSH, SMLY PRSVD	51 527 154	50 015 688	4 676 672	4 393 621	2 604 512	2 011 025
1 POTATOES FRSH EXCL SWEET	8 716 343	9 643 370	346 630	339 173	192 263	152 810
2 LEGUMINOUS VEGTBLES DRY	6 801 729	5 086 577	442 479	393 196	247 124	184 425
4 TOMATOES FRESH	4 145 513	3 896 343	742 464	713 581	412 044	327 329
5 OTHER FRESH VEGETABLES	16 311 978	16 010 949	2 246 614	2 022 636	1 251 198	920 106
6 VEGETABLES SIMPLY PRESVD	3 100 607	2 902 857	464 444	450 416	259 315	207 393
8 EDIBLE VEG NES FRSH, DRY	12 450 984	12 475 592	434 041	474 619	242 968	216 962
056 VEGTBLES ETC PRSVD, PREPD	9 182 675	8 887 390	1 571 236	1 566 939	878 107	722 151
1 VEG DRIED EXCL LEGUMES	224 583	203 811	123 487	129 029	68 834	59 462
4 FLOUR ETC OF FRUIT, VEG	139 048	133 667	55 430	51 742	31 097	24 148
5 VEGTBLES PRSVD, PREPD NES	8 819 044	8 549 912	1 392 319	1 386 168	778 176	638 541
057 FRUIT, NUTS, FRESH, DRIED	39 890 812	35 424 879	5 742 240	5 290 935	3 201 441	2 450 163
1 ORANGES, TANGERINES ETC	8 721 026	8 054 555	728 415	734 120	413 607	336 315
2 LEMONS, GRAPEFRUIT ETC	2 084 088	2 068 391	194 448	227 413	108 650	104 591
3 BANANA, PLANTAIN, FRSH, DRY	6 990 033	6 609 307	785 237	745 815	436 503	343 648
4 APPLES FRESH	7 711 937	5 969 843	711 477	621 021	396 044	283 393
5 GRAPES FRESH OR DRIED	3 690 935	3 661 260	530 077	550 865	296 578	264 015
6 FIGS, FRESH OR DRIED	63 958	111 228	15 599	22 847	8 889	11 109
7 NUTS EDIBLE FRESH OR DRY	1 786 249	1 665 450	1 083 446	1 024 022	607 279	477 459
9 FRUIT FRESH OR DRIED NES	8 842 586	7 284 845	1 693 541	1 364 832	933 891	629 633
058 FRUIT PRESERVED, PREPARED	11 250 910	10 563 420	2 102 107	2 025 879	1 172 420	935 267
2 FRUIT PRESERVED BY SUGAR	81 100	76 721	29 971	27 597	16 771	13 311
3 FRUIT JAMS, JELLIES ETC	456 583	408 086	106 857	90 015	59 530	41 496
5 FRUIT OR VEGETABLE JUICE	4 927 178	4 453 136	950 364	901 839	530 457	416 925
6 FRUIT TEMPORARILY PRESVD	1 241 359	1 270 427	248 815	242 809	139 567	112 362
9 FRUIT PREPD, PRESVD NES	4 544 690	4 355 050	765 100	763 619	426 095	351 173
061 SUGAR AND HONEY	9 616 163	10 215 545	655 204	767 847	365 610	354 108
1 RAW BEET AND CANE SUGAR	42 074	182 780	7 207	23 288	4 028	9 898
2 REFINED SUGAR ETC	1 159 614	1 531 695	151 810	199 215	84 965	92 563
5 MOLASSES	5 025 548	5 325 606	83 127	103 563	46 263	47 812
6 NATURAL HONEY	834 079	873 233	162 065	192 761	90 569	89 036
9 SUGARS AND SYRUPS NES	2 554 848	2 302 231	250 995	249 020	139 785	114 799
062 SUGAR PREPS NON-COCOA	463 066	450 309	239 326	239 416	133 316	110 469
071 COFFEE AND SUBSTITUTES	6 341 023	5 858 300	3 352 044	5 410 118	1 864 447	2 500 021
1 COFFEE GREEN, ROASTED, SUB	6 193 991	5 713 963	3 199 502	5 201 348	1 779 727	2 403 661
2 COFFEE EXTRACTS, ESSENCES	147 032	144 337	152 542	208 770	84 720	96 360
072 COCOA	2 626 142	2 575 763	1 253 766	1 581 361	698 987	725 452
1 COCOA BEANS RAW ROASTED	2 138 236	2 113 040	923 019	1 177 153	514 306	539 093
2 COCOA POWDER UNSWEETENED	169 679	156 539	54 137	61 058	30 246	27 855
3 COCOA BUTTER AND PASTE	318 227	306 184	276 610	343 150	154 435	158 404
073 CHOCOLATE AND PRODUCTS	1 298 368	1 210 631	765 270	744 108	426 485	345 991
074 TEA AND MATE	196 578	196 006	117 992	131 862	65 974	60 748
1 TEA	194 868	191 862	117 466	130 445	65 682	60 074
2 MATE	1 710	4 144	526	1 417	292	674
075 SPICES	461 964	442 823	253 146	257 276	141 373	118 907
1 PEPPER AND PIMENTO	295 738	274 624	160 433	164 655	89 636	76 266
2 SPICES, EXCL PEPPER, ETC	166 226	168 199	92 713	92 621	51 737	42 641
081 FEEDING STUFF FOR ANIMALS	74 646 326	72 058 881	2 602 742	2 873 273	1 448 919	1 326 530
1 HAY FODDER GREEN, DRY	8 536 079	6 167 897	217 863	185 063	121 581	85 216
2 BRAN, POLLARD, SHARPS, ETC	460 456	657 629	12 488	17 272	6 970	7 830
3 VEGETABLE OIL RESIDUES	48 153 156	46 564 116	1 466 827	1 639 489	815 923	756 755
4 MEAT OR FISH MEAL FODDER	4 057 926	4 784 907	251 809	316 366	139 842	146 876
9 FOOD WASTE AND FEED NES	13 438 709	13 884 332	653 755	715 083	364 603	329 853
091 MARGARINE AND SHORTENING	281 018	355 474	31 886	54 570	17 692	24 865
3 PIG, POULTRY FAT RENDERED	100 160	77 972	8 875	8 567	4 946	3 928
4 MARGARINE, EDIBLE FAT NES	180 858	277 502	23 011	46 003	12 746	20 937
098 EDIBLE PRODUCTS, PREPS NES	2 556 956	2 312 795	1 094 292	747 352	609 403	345 175
111 NON-ALCOHL BEVERAGES NES	4 771 390	3 953 784	216 185	189 655	120 324	87 676

4 IMPORTS AND EXPORTS (SPECIAL TRADE) BY GROUPS AND SUBGROUPS OF THE SITC-REV. II
4.1 IMPORTS

GROUP / SUBGROUP	1987 DT * 100 KG	1986	1987 1 000 DM	1986	1987 1 000 \$	1986
112 ALCOHOLIC BEVERAGES	11 615 265	10 930 218	2 616 477	2 506 483	1 468 395	1 163 570
1 WINE OF FRESH GRAPES ETC	9 193 880	8 694 721	1 811 932	1 729 166	1 016 691	802 014
2 CIDER, PERRY, MEAD ETC	68 971	79 368	13 222	13 546	7 351	6 217
3 BEER, ALE, STOUT, PORTER	1 111 634	902 812	134 202	106 929	75 088	49 683
4 DISTILLED ALCOHOLIC BEVS	1 240 780	1 253 317	657 121	656 842	369 265	305 656
121 TOBACCO UNMNFCTRD, REFUSE	1 554 768	1 402 286	1 231 477	1 363 052	688 652	630 968
1 TOBACCO, NOT STRIPPED	520 746	469 650	367 772	414 277	205 623	191 166
2 TOBACCO STRIPPED	875 312	790 527	849 431	931 556	475 032	431 819
3 TOBACCO REFUSE	158 710	142 109	14 274	17 219	7 997	7 983
122 TOBACCO MFRS	334 438	328 257	408 275	436 403	227 825	202 068
1 CIGARS, CHEROOTS	4 772	4 658	39 613	41 005	22 061	18 993
2 CIGARETTES	59 687	59 564	138 992	137 449	77 594	63 787
3 OTHER MFD TOBACCO	269 979	264 035	229 670	257 949	128 170	119 288
211 HIDES, SKINS, UNDRESSED	857 038	948 082	263 547	310 842	147 163	143 552
1 BOVINE, EQUINE HIDES	537 052	587 030	170 442	205 871	95 085	95 348
2 CALF AND KIP SKINS	44 474	47 493	24 435	30 905	13 595	14 216
4 GOAT AND KID SKINS	6 299	5 142	6 109	7 841	3 416	3 608
6 SHEEP SKIN COMMON W WOOL	84 202	75 286	29 694	25 677	16 628	11 745
7 SHEEP SKIN WITHOUT WOOL	17 087	17 694	21 957	23 666	12 355	10 846
9 SKIN NES, WASTE, USED LTHR	167 924	215 437	10 910	16 882	6 080	7 789
212 FUR SKINS UNDRESSED	21 219	23 609	536 849	555 454	297 498	249 708
222 SEEDS FOR 'SOFT' FIXED OIL	50 873 727	46 659 784	2 842 419	3 009 161	1 589 326	1 389 900
1 GROUNDNUTS GREEN	813 245	818 327	107 766	124 340	60 297	57 963
2 SOYA BEANS, EXCL FLOUR	32 994 363	30 902 904	1 251 427	1 420 684	697 454	653 879
3 COTTON SEED, EXCL FLOUR	43	261	14	35	7	16
4 SUNFLOWER SEEDS	5 211 468	3 671 347	553 007	428 652	314 501	198 479
5 SESAME SEEDS	98 042	78 859	15 622	16 658	8 666	7 617
6 RAPE AND COLZA SEEDS	11 756 566	11 188 086	914 583	1 018 812	508 401	471 946
223 SEEDS FOR OTH FIXED OILS	5 024 957	5 132 952	215 752	292 769	120 546	134 457
1 COPRA EXCL FLOUR, MEAL	657 192	696 326	30 748	36 126	17 261	16 515
2 PALM NUTS AND KERNELS	3 437	2 227	155	219	84	98
4 LINSEED EXCL FLOUR, MEAL	3 583 092	3 635 155	118 256	185 024	65 977	85 014
5 CASTOR OIL SEED	380 898	407 941	19 084	25 594	10 702	11 825
8 OIL SEEDS & FRUIT NES	383 849	371 747	45 287	43 085	25 284	19 747
9 OIL SEED FLOUR AND MEAL	16 489	19 556	2 222	2 721	1 236	1 258
232 NATURAL RUBBER, GUMS	2 167 675	2 149 372	385 502	400 310	215 025	183 742
233 RUBBER, SYNTHETIC, RECLAIMD	3 474 761	3 260 205	881 238	965 577	490 329	444 312
1 SYNTHETIC RUBBER ETC	3 146 528	2 908 930	859 618	941 249	478 329	433 105
2 RCLMD, SCRAP UNHARDND RUB	328 233	351 275	21 620	24 328	12 000	11 207
244 CORK RAW AND WASTE	57 132	71 302	10 373	11 734	5 767	5 382
245 FUEL WOOD NES, CHARCOAL	685 261	747 163	30 238	35 683	16 703	16 231
246 PULPWOOD, CHIPS, WOODWASTE	9 796 654	8 813 598	71 195	67 229	35 710	31 257
247 OTH WOOD ROUGH, SQUARED	12 113 283	12 944 229	487 828	552 748	271 557	253 162
1 SAW-, VENEER-LOGS CONIFER	4 040 485	3 910 386	80 000	76 968	44 728	35 994
2 SAW-, VENEER-LOGS NON-CON	6 892 168	7 625 429	384 282	444 631	213 737	202 613
9 PTPROPS, POLES, PILING, ETC	1 180 630	1 408 414	23 546	31 149	13 092	14 555
248 WOOD SHAPED	27 448 387	26 692 986	2 010 375	1 919 968	1 119 969	892 441
1 RAILWAY SLEEPERS, TIES	276 074	381 760	10 326	15 773	5 732	7 320
2 LUMBER SHAPED CONIFER	20 577 656	20 478 446	1 350 034	1 321 956	752 275	614 317
3 LUMBER SHAPED NON-CONIFR	6 594 657	5 832 780	650 015	582 239	361 962	270 804
251 PULP AND WASTE PAPER	38 692 513	36 308 190	3 544 302	3 225 229	1 977 058	1 491 832
1 WASTE PAPER	5 831 754	4 693 424	188 779	166 929	105 349	77 285
2 MECHANICAL WOOD PULP	613 506	649 333	42 061	43 778	23 487	20 344
6 CHEM WOOD PULP DISSOLVNG	1 540 036	1 534 898	189 444	214 884	105 817	99 055
7 SULPHATE WOOD PULP	28 206 584	26 853 207	2 871 369	2 544 593	1 601 447	1 177 013
8 SULPHITE WOOD PULP	2 165 145	2 249 222	213 961	214 975	119 377	99 764
9 OTHER CELLULOSIC PULPS	335 488	328 106	38 688	40 070	21 581	18 371
261 SILK	10 511	7 680	21 873	20 296	12 302	9 290
3 RAW SILK NOT THROWN	1 053	1 115	6 262	8 240	3 539	3 774
4 SILK WORM COCOONS, WASTE	9 458	6 565	15 611	12 056	8 763	5 516
263 COTTON	4 012 159	3 440 388	756 922	666 056	423 136	305 800

4 IMPORTS AND EXPORTS (SPECIAL TRADE) BY GROUPS AND SUBGROUPS OF THE SITC-REV. II
4.1 IMPORTS

GROUP / SUBGROUP	1987 DT = 100 KG	1986	1987 1 000 DM	1986	1987 1 000 \$	1986
1 RAW COTTON, EXCL LINTERS	2 951 774	2 384 445	684 730	581 763	382 794	267 162
2 COTTON LINTERS	679 586	705 162	27 303	34 706	15 262	15 864
3 COTTON WASTE UNCOMBED	378 357	348 326	41 817	46 163	23 355	21 218
4 COTTON CARDED COMBED	2 442	2 455	3 072	3 424	1 725	1 556
264 JUTE, OTH TEX BAST FIBRES	55 990	59 965	3 036	3 538	4 718	1 628
265 VEG FIBRE EXCL COTN JUTE	176 990	240 878	20 364	29 835	11 321	13 673
1 FLAX & RAMIE, TOW & WASTE	26 216	34 116	9 123	10 384	5 071	4 828
2 TRUE HEMP, TOW, WASTE	765	696	1 144	1 009	637	475
4 AGAVE FIBRES AND WASTE	10 162	22 673	818	2 418	460	1 111
5 MANILA FIBRE, TOW, WASTE	2 370	12 303	463	3 207	256	1 417
9 VEG TEXT FIBRE, WASTE, NES	137 477	171 090	8 816	12 817	4 897	5 842
266 SYNTHETIC FIBRE TO SPIN	1 405 789	1 353 133	527 371	577 762	293 405	265 459
5 DISCN SYNTH FIBRE UNCOMBD	1 245 144	1 194 444	456 354	497 580	253 932	228 747
6 CONTIN FILAMNT TOW SYNTH	86 807	85 318	32 797	39 083	18 216	17 879
7 DISCON SYNTH FIBRE COMBD	73 838	73 371	38 220	41 099	21 257	18 833
267 OTHER MAN-MADE FIBRES	826 569	858 515	195 179	235 851	108 819	108 093
1 REGENERATO FIBRE TO SPIN	428 184	450 731	148 544	178 450	82 814	81 676
2 WASTE OF MAN-MADE FIBRES	398 385	407 784	46 635	57 401	26 005	26 417
268 WOOL (EXC TOPS), ANML HAIR	904 678	831 655	707 780	641 018	396 419	293 428
1 WOOL GREASY, FLEECE-WSHED	552 994	509 736	437 197	363 331	245 240	166 384
2 WOOL DEGREASED	243 725	218 295	148 927	147 177	83 280	67 437
3 FINE HAIR UNCOMBED	19 921	17 441	57 990	55 486	32 437	25 249
5 COARSE HAIR UNCOMBED	33 806	33 078	19 701	22 576	10 979	10 411
6 WASTE OF WOOL, HAIR NES	35 681	35 050	16 352	17 555	9 134	8 068
7 WOOL OR HAIR COMBED	18 551	18 055	27 613	34 893	15 349	15 879
269 WASTE OF TEXTILE FABRICS	338 824	352 462	27 087	28 637	15 060	13 206
271 FERTILIZERS, CRUDE	14 973 375	16 191 418	123 568	174 417	68 575	79 597
1 ANIMAL, VEG FERTILZR, CRUDE	488 928	365 483	8 697	9 479	4 839	4 328
2 NATURAL SODIUM NITRATE	33 966	33 447	1 647	1 650	917	761
3 NATURAL PHOSPHATES NES	14 448 937	15 790 455	113 194	163 250	62 803	74 492
4 NTRL POTASSIC SALTS, CRDE	1 544	2 033	30	38	16	16
273 STONE, SAND AND GRAVEL	131 298 040	148 676 931	346 719	360 329	193 080	168 453
1 BLOC, DIMENSION STONE	6 846 495	9 361 877	153 449	155 702	85 569	72 777
2 CALCAREOUS STONE	18 196 874	21 794 225	39 529	46 165	22 024	21 503
3 SAND, EXCL METAL-BEARING	32 422 459	35 779 081	44 431	47 510	24 729	22 154
4 GRAVEL, CRUSHED STONE	73 832 212	81 741 748	109 310	110 952	60 758	52 019
274 SULPHUR ETC	3 646 663	4 359 674	57 359	94 932	31 793	43 787
1 SULPHUR	2 141 417	2 326 395	43 759	74 650	24 207	34 405
2 IRON PYRITES UNROASTED	1 505 246	2 033 279	13 600	20 282	7 586	9 382
277 NATURAL ABRASIVES NES	807 012	832 471	115 849	136 287	64 511	62 740
1 INDUSTRIAL DIAMONDS	-	-	23 296	32 664	12 960	15 036
2 OTHER NATURAL ABRASIVES	807 012	832 471	92 553	103 623	51 551	47 704
278 OTHER CRUDE MINERALS	68 577 524	70 547 018	1 164 247	1 316 132	647 680	608 739
2 REFRACTORY MINERALS NES	20 350 303	21 769 333	517 853	617 152	288 444	285 192
3 SALT	7 100 372	6 526 398	52 967	49 636	29 573	22 935
4 ASBESTOS CRDE, SMPLY WRKD	554 116	649 431	39 994	55 851	22 141	25 656
5 QUARTZ, MICA, FELSPAR, ETC	3 912 044	4 041 456	85 111	108 169	47 346	49 945
6 SLAG, SCALINGS, DROSS, ETC	13 354 015	13 935 437	63 563	72 073	35 196	33 212
9 MINERALS CRUDE NES	23 306 674	23 624 963	404 759	413 251	224 980	191 799
281 IRON ORE, CONCENTRATES	396 497 983	417 104 374	2 017 406	2 758 472	1 122 071	1 267 595
4 ROASTED IRON PYRITES	667 130	779 568	1 643	2 030	913	932
5 IRON ORE CONC NOT AGGLOM	252 335 838	285 807 772	1 234 092	1 876 115	685 756	861 660
6 IRON ORE AGGLOMERATES	143 495 015	130 517 034	781 671	880 327	435 402	405 003
282 IRON AND STEEL SCRAP	11 887 908	13 760 327	245 936	323 318	137 749	147 680
286 URANIUM, THORIUM ORE, CONC	-	-	1	-	-	-
287 BASE METAL ORES, CONC NES	62 893 918	70 993 190	1 709 577	2 010 151	951 039	929 132
1 CPR ORE ETC INC CEMNT CP	4 477 338	5 899 653	415 707	556 357	230 209	259 702
2 NICKEL ORES, CONCENTRATES	131 603	111 915	90 808	85 199	50 731	39 357
3 ALUMINIUM ORES, ALUMINA	37 372 221	43 768 207	480 768	612 407	267 810	281 421
4 LEAD ORES, CONCENTRATES	2 260 101	1 940 539	143 041	98 032	79 635	45 382
5 ZINC ORES, CONCENTRATES	6 640 234	6 208 102	269 641	285 293	150 177	132 278
6 TIN ORES, CONCENTRATES	1 444	5 035	771	2 582	421	1 121
7 MANGANESE ORE, CONCENTRATE	3 786 273	4 731 289	39 363	45 727	21 960	21 023
9 NONFER ORE, CONCNT RTE NES	8 224 704	8 328 480	269 478	324 554	150 096	148 848

4 IMPORTS AND EXPORTS (SPECIAL TRADE) BY GROUPS AND SUBGROUPS OF THE SITC-REV. II
4.1 IMPORTS

GROUP / SUBGROUP	1987 DT = 100 KG	1986	1987 1 000 DM	1986	1987 1 000 \$	1986
288 NONFERR METAL SCRAP NES	9 322 490	9 351 264	1 302 542	1 458 552	728 728	671 520
1 METALIFEROUS NONFER WSTE	4 097 711	3 994 883	353 502	437 739	197 389	201 636
2 OTH NONFER MTL SCRAP NES	5 224 779	5 356 381	949 040	1 020 813	531 339	469 884
289 PREC METAL ORE,WASTE NES	163 914	226 069	456 247	379 697	254 152	176 651
291 CRUDE ANIMAL MTRIALS NES	3 132 559	2 964 742	747 152	727 850	417 351	336 743
1 BONES, IVORY, HORNS, ETC	549 872	517 350	28 543	34 624	15 922	16 015
9 OTH ANIMAL MATERIALS NES	2 582 687	2 447 392	718 609	693 226	401 429	320 728
292 CRUDE VEG MATERIALS NES	6 491 697	6 022 792	3 286 009	3 212 328	1 835 323	1 480 238
2 NAT GUMS, RESINS, LACS, ETC	104 794	96 026	52 048	66 682	28 848	30 769
3 VEG PLAITING MATERIALS	123 058	114 001	19 843	18 469	11 060	8 560
4 VEG USED IN PHARMACY ETC	370 326	366 063	135 758	160 927	76 177	74 592
6 SEEDS, ETC FOR PLANTING	954 898	852 089	201 216	210 566	112 557	96 145
8 LIVE PLANTS, BULBS, ETC	2 475 836	2 295 808	1 041 490	999 864	679 588	462 568
7 CUT FLOWERS, FOLIAGE	2 130 209	1 976 246	1 654 877	1 577 900	926 563	726 087
9 OTH CRUDE VEG MATERIALS	332 576	322 559	180 777	177 920	100 530	81 517
322 COAL, LIGNITE, PEAT	104 419 589	125 762 203	851 117	1 288 038	475 240	597 163
1 ANTHRACITE, NOT AGGLOMERATED	274 233	297 222	11 173	8 560	6 242	3 833
2 OTH COAL, NOT AGGLOMERATED	81 404 537	99 667 469	717 724	1 123 649	400 777	521 672
3 LIGNITE, NOT AGGLOMERATED	21 635 038	24 781 850	108 227	142 587	60 453	65 554
4 PEAT, NOT AGGLOMERATED	1 105 781	1 015 662	13 993	13 242	7 768	6 104
323 BRIQUETS, COKE, SEMI-COKE	8 340 173	9 661 483	159 717	219 184	89 327	101 384
1 BRIQUETTES, OVOIDS ETC	254 059	171 143	4 103	3 566	2 291	1 655
2 COKE, SEMI-COKE, RTRT CRBN	8 086 114	9 490 340	155 614	215 598	87 036	99 729
333 CRUDE PETROLEUM	638 401 585	665 690 343	16 016 945	16 950 633	8 914 274	7 702 085
334 PETROLEUM PRODUCTS, REFIN	438 932 150	466 642 414	13 251 196	15 953 101	7 368 426	7 219 915
1 GASOLINE, OTH LIGHT OILS	126 206 872	117 926 239	4 294 385	4 412 553	2 393 930	2 022 115
2 KEROSENE, OTH MEDIUM OILS	21 756 955	19 937 081	745 949	802 671	415 747	367 487
3 GAS OILS	217 527 393	245 445 351	6 333 430	8 615 623	3 514 924	3 857 969
4 FUEL OILS, NES	68 519 459	78 455 625	1 459 152	1 613 905	610 735	737 442
5 LUBS PETROLEUM OILS NES	4 921 471	4 878 118	418 280	508 339	233 090	234 901
335 RESIDUAL PETRLM PROD NES	38 306 309	39 400 214	1 131 646	1 321 003	629 835	607 580
1 MINERAL JELLY, WAX	2 391 880	2 181 572	138 161	148 975	77 234	68 328
2 MINERAL TARS AND PRODUCTS	18 364 336	18 493 716	657 012	764 381	365 424	352 202
3 MIN TAR PITCH, PITCH COKE	1 059 012	870 857	38 215	45 533	21 314	20 564
4 PETROLM BITUMEN, COKE NES	16 491 079	17 754 069	298 258	362 114	165 862	166 086
341 GAS NATURAL AND MANUFCTD	336 243 800	310 061 155	6 869 178	11 192 534	3 846 926	5 073 493
3 PETROLM GASES, LIQUEFIED	10 134 774	8 884 569	306 514	309 486	171 810	139 266
4 PETROLM GASES, GASEOUS	326 109 026	301 176 586	6 562 664	10 883 048	3 675 116	4 934 227
5 COAL GAS, WATER GAS ETC	-	-	-	-	-	-
351 ELECTRIC ENERGY, MWE	13 185 317	15 990 548	1 228 619	1 322 252	682 265	612 748
411 ANIMAL OILS AND FATS	3 188 468	3 875 834	176 073	269 943	98 310	123 231
1 OILS OF FISH, WHALES ETC	1 480 746	1 927 523	61 226	112 808	34 177	51 626
3 ANIML OIL, FAT, GREASE NES	1 707 722	1 948 311	114 847	157 135	64 133	71 605
423 FIXED VEG OILS, SOFT	3 233 203	3 207 110	268 832	363 424	149 479	166 655
2 SOYA BEAN OIL	983 972	927 105	68 898	93 033	38 370	42 268
3 COTTON SEED OIL	57 380	56 870	4 327	5 475	2 399	2 512
4 GROUNDNUT, PEANUT OIL	205 138	174 325	20 429	27 383	11 434	12 493
5 OLIVE OIL	74 389	62 744	36 617	33 441	20 372	15 545
6 SUNFLOWER SEED OIL	1 237 915	1 314 452	97 013	149 421	83 537	68 646
9 OTH FIXED VEG OILS, SOFT	674 409	671 614	41 548	54 671	23 367	25 191
424 FIXED VEG OIL NONSOFT	5 525 485	6 035 916	425 660	528 078	237 248	243 235
1 LINSEED OIL	17 207	44 352	1 312	4 683	722	2 157
2 PALM OIL	2 205 497	2 589 460	143 962	209 907	80 240	96 111
3 COCONUT(COPRA)OIL	2 017 710	2 214 768	141 368	181 206	78 440	84 446
4 PALM KERNEL OIL	837 975	728 184	63 560	55 631	35 735	25 390
5 CASTOR OIL	104 339	99 975	14 485	13 554	8 089	6 239
9 FIXED VEGETABLE OILS NES	342 757	359 177	60 972	63 097	34 022	28 890
431 PROCESD ANML VEG OIL, ETC	3 936 975	3 574 204	302 655	357 514	168 716	163 064
1 PROCESD ANML VEG OIL NES	42 896	25 024	8 609	6 452	4 772	2 954
2 HYDROGENATED OIL, FAT	763 421	890 550	83 292	134 274	46 443	61 202
3 FATTY ACIDS ETC, RESIDUES	3 096 817	2 634 562	195 562	203 453	109 052	92 753
4 ANIMAL, VEGETABLE WAXES	33 841	24 067	15 192	13 335	8 448	6 155
811 HYDROCARBONS NES, DERIVS	29 305 957	27 070 549	2 381 387	2 353 585	1 325 447	1 078 129

4 IMPORTS AND EXPORTS (SPECIAL TRADE) BY GROUPS AND SUBGROUPS OF THE SITC-REV. II
4.1 IMPORTS

GROUP / SUBGROUP	1987 DT = 100 KG	1986	1987 1 000 DM	1986	1987 1 000 \$	1986
1 ACYCLIC HYDROCARBONS	14 486 955	13 402 352	982 820	1 003 967	548 194	459 294
2 CYCLIC HYDROCARBONS	9 515 233	5 952 570	882 147	752 949	489 806	343 973
3 HALOG DERIV OF HYDROCARB	4 564 993	4 018 398	429 459	489 759	238 961	225 937
4 HYDROCARB DERIV NONHALOG	738 776	697 229	86 961	106 910	48 486	48 925
512 ALCOHOLS, PHENOLS ETC	16 657 658	14 727 175	1 038 061	1 139 965	578 920	523 364
1 ACYCLIC ALCOHOLS, DERIVS	15 708 008	13 727 772	744 685	833 563	415 328	382 627
2 CYCLIC ALCOHOLS, DERIVS	46 674	29 331	38 917	45 085	21 843	20 876
3 PHENOLS, PHEN ALCS, DERIVS	942 976	970 072	254 459	261 317	141 745	119 861
513 ORGANIC ACIDS, ETC	6 882 370	6 181 308	1 390 639	1 348 511	774 509	620 799
7 MONOACIDS AND DERIVS	3 352 601	2 949 432	668 077	620 790	372 372	286 204
8 POLYACIDS AND DERIVS	3 011 491	2 744 768	483 574	475 617	269 175	219 039
9 OXY-FUNCT ACIDS, DERIVS	518 278	487 108	238 988	252 104	132 962	115 556
514 NITROGEN-FUNCT COMPOUNDS	5 439 211	4 906 025	2 716 819	2 621 759	1 514 515	1 209 173
5 AMINE-FUNCTION COMPOUNDS	2 377 442	2 135 232	774 369	811 241	431 857	374 411
6 OXYGEN-FUNCT AMINO-CMPNDS	604 687	571 246	535 523	866 497	297 502	394 256
7 AMIDE-FUNCT CMPD, EXC UREA	257 204	191 326	812 295	343 917	453 740	164 182
8 OTH NITROGEN FUNCT CMPDS	2 199 878	2 008 221	594 632	600 104	331 416	276 324
515 ORG-INORG COMPOUNDS ETC	1 924 433	1 887 295	1 602 175	1 681 238	891 677	773 013
4 ORGANO-SULPHUR COMPOUNDS	284 936	272 498	154 246	150 382	86 154	68 979
5 OTHR ORG-INORG COMPOUNDS	217 617	168 595	135 718	105 941	75 701	49 034
6 HETEROCYCLIC CMPDS ETC	1 388 930	1 414 933	1 252 508	1 363 417	696 557	626 888
7 SULPHONAMIDES, ETC	32 950	31 269	59 703	61 498	33 265	28 112
516 OTHER ORGANIC CHEMICALS	4 886 664	4 092 766	889 827	849 799	496 106	390 725
1 ETHERS, EPOXIDES, ACETALS	2 694 787	2 022 745	309 914	316 228	172 696	144 829
2 ALDEHYDE ETC FNCT CMPNDS	1 969 169	1 886 411	329 825	341 271	183 684	156 846
3 INORGANIC ESTERS, ETC	100 371	89 167	54 954	46 727	30 532	21 582
9 OTHER ORGANIC CHEMICALS	122 337	94 443	195 134	145 573	109 194	67 468
522 INORG ELEMNTS, OXIDES, ETC	18 315 211	18 193 761	1 279 160	1 429 176	712 607	657 594
1 CHEMICAL ELEMENTS	3 642 155	2 922 960	555 694	587 331	309 552	270 702
2 INORGANIC ACIDS ETC	7 833 561	7 491 051	273 254	296 712	152 407	136 493
3 HALGN, SULPHR CMPD NONMET	160 141	137 356	21 844	20 355	12 204	9 370
4 ZINC, IRON, LEAD ETC OXIDE	728 556	776 837	166 461	180 804	92 585	83 231
5 INORGANIC BASES ETC NES	5 950 798	6 865 557	261 907	343 974	145 855	157 798
523 OTHR INORGANIC CHEMICALS	9 531 496	9 619 009	839 266	878 130	468 258	404 822
1 METAL CMPD OF INORG ACID	2 807 365	3 004 459	179 786	210 405	100 077	97 102
2 CONTINUATION OF 5231	5 264 006	5 143 725	369 298	393 903	205 993	181 538
3 METALLIC ACID SALTS ETC	97 507	104 201	115 987	88 407	64 902	40 639
9 INORG CHEM PRODUCTS NES	1 362 618	1 366 624	174 195	165 415	97 286	85 543
524 RADIOACTIVE ETC MATERIAL	63 070	51 246	2 156 595	2 287 511	1 200 827	1 081 972
1 RADIOACTIVE ELEMENTS ETC	39 583	33 617	2 074 768	2 227 393	1 155 308	1 054 304
9 OTH RADIOACTIVE ETC MTLs	23 487	17 629	81 827	60 118	45 519	27 668
531 SYNT DYE, NAT INDGO, LAKES	331 459	280 353	609 437	542 284	339 508	250 916
1 SYNTH ORGANIC DYESTUFFS	243 290	216 551	491 283	448 576	273 567	207 400
2 SYNTH LUMIN, INDGO, LAKES	88 169	63 802	118 154	93 708	65 941	43 516
532 DYES NES, TANNING PRODS	98 275	86 199	40 311	37 406	22 482	17 285
2 DYE, TANN EXTRACTS, TANNINS	56 798	57 791	32 138	31 438	17 941	14 495
3 SYNTHETIC TANNING PRODS	41 477	28 408	8 173	5 968	4 541	2 790
533 PIGMENTS, PAINTS, ETC	2 831 641	2 684 393	1 212 583	1 180 684	675 201	546 071
1 COLOURING MATERIAL NES	1 108 353	1 051 859	429 781	416 970	239 565	192 827
2 PRINTING INKS	92 910	88 622	83 396	77 642	46 481	35 990
4 VARNISH, DISTEMPER, ETC	737 624	683 871	435 380	414 984	242 126	191 782
5 GLAZES, DRIERS, PUTTY ETC	892 754	860 041	264 026	271 080	147 029	125 472
541 MEDICINAL ETC PRODUCTS	672 922	624 863	4 041 696	4 034 437	2 251 363	1 862 555
1 VITAMINS, PROVITAMINS	85 831	66 563	281 384	251 621	156 816	116 122
3 ANTIBIOTICS	35 210	32 352	405 107	478 398	225 080	221 011
4 VEG ALKALOIDS AND DERIVS	10 616	9 020	203 709	204 654	112 819	94 451
5 HORMONES	455	498	98 078	104 564	54 346	47 579
6 GLYCOSIDES, GLANDS, SERA	26 315	22 996	365 082	406 487	202 489	187 214
7 MEDICAMENTS	406 016	396 157	2 411 832	2 308 664	1 345 591	1 066 993
9 PHARMACEUTICAL GOODS	108 479	97 277	276 504	280 049	154 222	129 185
551 ESSENTL OIL, PERFUME, ETC	216 764	183 972	405 959	380 368	225 580	174 698
3 ESSENTIAL OILS ETC	61 908	51 328	96 498	92 603	53 605	42 330
4 MIXED PERFUME SUBSTANCES	154 856	132 644	309 461	287 765	171 975	132 368
553 PERFUMERY, COSMETICS, ETC	549 166	503 292	1 013 366	937 025	566 115	433 673
554 SOAPS, CLEANING ETC PREPS	2 742 801	2 222 006	580 735	517 897	324 185	238 960

4 IMPORTS AND EXPORTS (SPECIAL TRADE) BY GROUPS AND SUBGROUPS OF THE SITC-REV. II
4.1 IMPORTS

GROUP / SUBGROUP	1987 DT = 100 KG	1986	1987 1 000 DM	1986	1987 1 000 \$	1986
1 SOAPS	153 616	151 389	61 225	60 219	34 184	27 941
2 WASHING PREPARATIONS ETC	2 357 990	1 822 811	466 734	398 861	260 642	183 954
3 POLISHES ETC	231 195	247 806	52 776	58 617	29 355	27 065
562 FERTILIZERS MANUFACTURED	52 583 007	44 621 564	1 231 363	1 275 700	656 030	582 446
1 CHEM NITROGENOUS FERTILZR	27 405 874	23 854 265	576 541	618 619	321 853	284 309
2 CHEM PHOSPHATIC FERTILZR	6 079 552	6 114 787	84 730	96 187	47 039	44 616
3 CHEM POTASSIC FERTILIZER	762 530	646 734	14 402	17 518	7 977	8 186
9 FERTILIZERS NES	18 335 051	14 005 778	555 690	543 376	309 161	245 335
572 EXPLOSIVES, PYROTECH PROD	115 397	119 099	137 009	156 977	76 134	73 561
1 PREPARED EXPLOSIVES	58 764	69 848	97 262	118 009	53 985	55 444
2 FUSES, PRIMERS, DETONATORS	2 122	2 057	13 288	12 752	7 374	5 912
3 PYROTECHNIC PRODUCTS	54 511	47 194	26 459	26 216	14 775	12 205
582 PROD OF CONDENSATION ETC	8 661 958	8 251 794	3 510 735	3 541 203	1 954 441	1 634 550
1 PHENOPLASTS	328 779	306 177	109 262	111 075	60 908	51 202
2 AMINOPLASTS	2 519 857	2 323 488	204 080	210 108	113 766	96 612
3 ALKYDS, OTHER POLYESTERS	1 690 353	1 679 277	1 129 304	1 128 456	628 559	521 443
4 POLYAMIDES	1 627 866	1 547 070	789 343	817 148	439 331	376 989
5 POLYURETHANES	536 259	485 291	306 945	286 408	170 905	132 215
6 EPOXIDE RESINS	359 184	345 100	232 613	235 026	129 435	108 820
7 SILICONES	185 857	178 777	186 749	181 853	103 788	83 731
8 ION EXCH, CONDENS ETC TYPE	1 437	980	861	607	484	282
9 OTH CONDENSATION ETC PROD	1 412 366	1 385 634	551 578	570 522	307 265	263 256
583 PROD OF POLYMERIZING ETC	27 452 337	26 090 153	6 765 108	6 361 204	3 769 271	2 937 288
1 POLYETHYLENE	10 608 907	10 177 223	1 852 573	1 766 346	1 032 786	814 872
2 POLYPROPYLENE	3 434 397	3 233 243	770 464	726 870	429 572	335 261
3 POLYSTYRENE, ITS COPOLYMR	4 808 492	4 505 543	1 329 998	1 218 352	740 757	563 070
4 POLYVINYL CHLORIDE	5 164 887	5 139 902	1 231 131	1 198 311	685 421	553 942
5 VINYL CHLOR, ACET COPOLYM	187 190	78 372	46 766	24 263	26 049	11 399
6 ACRYLIC POLYMERS ETC	825 752	763 068	338 440	328 698	188 423	151 724
7 POLYVINYL ACETATE	237 848	247 902	58 979	60 615	32 796	27 964
8 ION EXCH, POLYMR ETC TYPE	42 840	51 398	27 658	25 564	15 499	11 789
9 OTH PLYMZRZATION ETC PROD	2 142 024	1 893 502	1 109 099	1 012 185	617 968	467 267
584 CELLULOSE DERIVATIVES ETC	476 823	468 539	306 829	324 559	170 999	149 239
1 REGENERATED CELLULOSE	110 344	112 165	108 514	112 009	60 499	51 564
2 CELLULOSE NITRATES	17 672	18 713	9 669	11 763	5 368	5 413
3 CELLULOSE ACETATES	198 379	198 791	92 528	101 070	51 613	46 346
9 OTH CELL DERIV, VULC FBRE	150 428	138 870	96 116	99 717	53 499	45 916
585 PLASTIC MATERIALS NES	893 091	665 732	254 787	248 759	141 800	114 497
1 MODIFIED NATL RESINS ETC	83 645	77 157	28 907	28 395	16 101	13 126
2 OTH ART PLASTIC MTLs NES	809 446	588 575	225 880	220 364	125 699	101 371
591 PESTICIDES, DISINFECTANTS	526 037	527 191	607 494	646 111	336 592	294 110
1 INSECTICIDES, RETAIL ETC	52 772	41 220	68 514	53 813	38 653	24 168
2 FUNGICIDES, RETAIL ETC	147 443	167 101	225 036	231 500	124 893	104 647
3 HERBICIDES, RETAIL ETC	217 785	216 454	220 977	267 951	121 994	122 478
4 DISINFECTANTS ETC, RETAIL	108 037	102 416	91 967	92 847	51 058	42 817
592 STARCH, INULIN, GLUTEN, ETC	2 213 379	2 151 902	507 749	524 949	282 690	242 164
1 STARCHES, INULIN, GLUTEN	1 275 763	1 238 672	97 056	111 784	54 002	51 653
2 ALBUMINOIDAL SUBST, GLUES	937 616	913 230	410 693	413 195	228 688	190 511
598 MISC CHEMICAL PRODS NES	18 575 689	17 523 444	2 993 099	3 013 796	1 668 351	1 394 723
1 CHEMICALS FROM WOOD, RESIN	1 222 405	1 051 617	125 275	131 228	69 770	60 815
2 ANTI-KNOCK PREPS, ETC	1 242 794	984 069	292 365	309 888	163 306	143 652
3 ORGANIC CHEM PRODS NES	499 071	601 529	133 054	155 897	73 916	71 532
9 CHEM PRODS AND PREPS NES	15 611 419	14 886 229	2 442 405	2 416 783	1 361 359	1 118 724
601 INDUSTRIAL PLANT, CHAP 62	-	-	-	-	-	-
602 INDUSTRIAL PLANT, CHAP 68	-	-	-	-	-	-
603 INDUSTRIAL PLANT, CHAP 69	-	-	-	-	-	-
604 INDUSTRIAL PLANT, CHAP 70	-	-	-	-	-	-
605 INDUSTRIAL PLANT, CHAP 73	-	-	-	-	-	-
606 INDUSTRIAL PLANT, CHAP 76	-	-	-	-	-	-
607 INDUSTRIAL PLANT, CHAP 82	-	-	-	-	-	-
611 LEATHER	359 791	358 636	1 504 013	1 499 572	838 445	692 064

4 IMPORTS AND EXPORTS (SPECIAL TRADE) BY GROUPS AND SUBGROUPS OF THE SITC-REV. II
4.1 IMPORTS

GROUP / SUBGROUP	1987 DT = 100 KG	1986	1987 1 000 DM	1986	1987 1 000 \$	1986
2 LEATHER ARTIFIC.RECONST	2 655	2 857	1 593	1 258	868	596
3 CALF LEATHER	36 292	31 778	251 416	240 635	139 951	110 838
4 LEATHR BOVINE NES,EQUINE	259 338	262 226	785 457	791 214	437 965	364 984
5 LEATHER FROM SHEEP,LAMBS	26 491	28 197	247 530	244 418	138 056	112 991
6 LEATHER NES	29 078	26 891	176 368	180 330	98 388	83 414
8 LEATHER SPECIALLY FINSHD	5 937	6 687	41 649	41 717	23 197	19 241
612 LEATHER ETC MANUFACTURES	187 967	172 375	627 624	577 563	349 653	267 525
1 LEATHER BELTING ETC	603	583	2 870	3 377	1 596	1 550
2 HARNESS-MAKERS GOODS	9 077	6 521	24 274	19 696	13 538	9 159
3 PREPD PARTS OF FOOTWEAR	156 382	146 113	573 985	532 938	319 710	246 870
9 LEATHER MANUFACTURES NES	21 905	19 158	26 495	21 552	14 809	9 946
613 FUR SKINS TANNED,DRESSED	29 126	32 656	313 079	323 470	174 063	150 038
621 MATERIALS OF RUBBER	1 155 697	1 159 016	690 078	724 347	384 841	334 194
625 RUBBER TYRES,TUBES	4 034 980	3 830 723	2 585 038	2 533 688	1 441 232	1 169 474
1 TYRES NEW FOR MOTOR CARS	1 774 628	1 597 940	1 378 290	1 318 159	768 311	608 819
2 TYRES,NEW,BUS OR LORRY	975 946	945 580	673 740	674 213	375 845	311 832
3 TYRES NEW FOR AIRCRAFT	4 868	4 409	7 282	6 360	4 042	2 946
4 TYRES,NEW,MTR OR BICYCLE	92 455	93 678	69 446	73 953	38 423	33 812
9 OTH TYRES,TYRE CASES,ETC	1 187 083	1 189 116	456 280	461 003	254 511	212 065
628 RUBBER ARTICLES NES	520 044	521 610	851 381	833 685	474 895	384 689
1 HYGIENIC UNHRDND RUBBER	20 725	19 725	47 205	37 293	26 362	17 144
2 RUBBER BELTING	96 685	121 507	148 501	172 485	82 660	79 361
9 OTH RUBBER ARTICLES NES	402 634	380 378	655 675	623 907	365 673	288 184
633 CORK MANUFACTURES	132 762	121 938	100 778	89 443	56 208	41 117
634 VENEERS,PLYWOOD,ETC	11 823 909	11 684 198	1 357 876	1 354 262	756 042	625 345
1 VENEER SHEETS	845 434	822 738	342 834	360 125	190 986	166 107
2 PLYWOOD OF WOOD SHEETS	2 526 653	2 494 807	377 561	379 305	209 761	174 548
3 IMPROVED,RECONSTIT WOOD	7 555 789	7 585 592	428 004	419 707	238 326	194 539
4 WOOD-BASED PANELS NES	756 753	661 579	157 453	149 348	87 959	68 999
9 WOOD SIMPLY SHAPED NES	139 280	119 482	52 024	45 777	29 010	21 152
635 WOOD MANUFACTURES NES	4 508 314	4 030 210	1 016 569	911 976	567 527	424 693
1 BOXES,CASES,CRATES	164 498	141 498	26 347	26 101	14 694	12 180
2 COOPRAGE PROD,INC STAVES	18 846	13 239	3 167	3 360	1 768	1 576
3 BUILDERS WOODWRK,PREFABS	1 436 323	1 320 618	510 034	460 258	284 714	214 820
4 WOOD MFRS,DOMESTIC ETC	257 411	213 657	203 660	177 955	113 888	83 141
9 OTHER WOOD MANUFACTURES	2 631 236	2 340 998	273 361	244 302	152 463	112 976
641 PAPER AND PAPERBOARD	53 239 418	50 435 353	7 856 622	7 576 014	4 376 628	3 499 648
1 NEWSPRINT	9 837 674	9 173 956	1 111 132	1 083 049	620 458	500 311
2 PRINTG,WRITING PAPER NES	16 385 244	14 595 185	2 951 285	2 695 314	1 644 898	1 230 974
3 KRAFT PAPER,PAPERBOARD	9 071 019	9 557 393	1 046 169	1 130 174	581 834	521 053
5 PAPER,PAPERBD,BULK NES	9 218 523	8 861 486	1 079 198	1 077 877	600 662	496 668
6 FIBREBOARD OF WOOD ETC	1 901 083	1 703 296	140 700	129 223	78 340	59 498
7 CORRUGATED PAPER ETC BLK	974 250	915 810	168 014	168 639	93 547	77 792
8 COATED ETC PAPER NES BLK	5 396 282	5 143 770	1 264 263	1 228 336	703 499	567 555
9 CONVERTED PAPER ETC NES	485 343	484 487	95 861	99 402	53 390	45 797
642 ARTICLES OF PAPER ETC	5 839 927	5 264 764	1 653 855	1 555 795	921 732	719 777
1 PAPER ETC CONTAINERS	1 440 750	1 258 758	367 561	331 652	204 949	153 294
2 CORRESPONDENCE STATIONRY	45 966	48 600	28 680	26 497	15 982	12 322
3 EXERCISE BOOKS ETC	211 912	167 430	111 907	96 629	62 583	45 029
4 PAPER ETC CT TO SIZE NES	2 625 993	2 384 077	636 838	612 845	354 884	283 282
8 PAPER ETC ARTICLES NES	1 515 306	1 405 899	508 869	488 172	283 334	225 850
651 TEXTILE YARN AND THREAD	4 612 598	4 365 258	4 098 441	4 247 697	2 283 125	1 950 392
1 SILK YARN AND THREAD	3 324	2 704	30 022	27 490	16 796	12 748
2 WOOL,HAIR YARN,INCL TOPS	394 566	389 391	700 783	737 138	391 143	338 509
3 COTTON YARN	1 514 193	1 290 658	1 150 770	1 082 672	640 610	495 525
4 SYN FIB YRN,BULK,MONOFIL	1 288 876	1 251 459	1 220 148	1 274 511	679 102	585 720
5 YARN OF 6514 AT RETAIL	37 895	53 631	54 527	89 887	30 338	41 443
6 DISCON SYN FIB BLEND YRN	198 700	205 736	260 403	299 355	145 126	137 710
7 REGEN FIBRE YARN,MONOFIL	352 604	381 505	340 145	388 824	189 521	178 134
8 YARN OF 6517 AT RETAIL	8 908	8 872	25 797	27 454	14 368	12 367
9 TEXTILE FIBRE YARN NES	813 532	781 300	315 846	320 366	176 121	148 236
652 COTTON FABRICS,WOVEN	936 624	958 373	1 525 531	1 642 808	852 349	757 188
1 GREY WOVEN COTTON FABRIC	425 215	411 910	380 072	415 490	211 529	189 353
2 WOVEN COTTON BLCHD,ETC	511 409	546 463	1 145 459	1 227 318	640 820	567 835
653 WOVN MAN-MADE FIB FABRIC	875 191	912 850	1 848 498	2 056 765	1 033 003	946 341
1 CONT SYNT WEAVES NONPILE	236 666	233 678	528 611	580 253	295 069	267 446
2 DISC SYN TXTL FABRIC NES	63 480	65 206	180 203	188 281	100 535	86 827
4 DISC SYN BLEND FABRC NES	226 841	258 156	488 707	591 170	272 530	271 973

4 IMPORTS AND EXPORTS (SPECIAL TRADE) BY GROUPS AND SUBGROUPS OF THE SITC-REV. II
4.1 IMPORTS

GROUP / SUBGROUP	1987 DT = 100 KG	1986	1987 1 000 DM	1986	1987 1 000 \$	1986
5 CONT REGN WEAVES NONPILE	72 512	80 650	185 217	221 625	103 775	101 535
6 DISC REGN TXTL FABRC NES	126 398	124 571	169 478	165 652	94 729	75 993
8 DISC REG BLEND FABRC NES	101 326	101 969	193 593	206 376	109 030	94 914
9 MAN-MADE PILE ETC FABRIC	47 968	48 620	102 689	103 408	57 325	47 653
654 OTH WOVEN TEXTILE FABRIC	502 694	472 632	4 435 536	1 390 620	800 466	639 757
1 SILK FABRICS WOVEN	13 322	12 331	191 432	197 314	106 951	90 770
2 WOVEN WOOL,HAIR NONPILE	126 924	110 367	626 799	573 931	348 417	263 814
3 WOVN WOOL ETC FABRIC NES	88 216	103 616	278 925	327 800	154 444	149 894
4 WOVEN FLAX,RAMIE FABRICS	30 281	17 567	129 860	80 919	74 404	37 961
5 WEAVES OF FIBRES OF 2640	48 128	50 780	14 654	18 348	8 179	8 381
6 GLASS FIBRE FABRIC	192 958	175 064	189 115	186 120	105 390	86 066
9 WOVEN FABRICS NES	2 865	2 907	4 811	6 188	2 681	2 871
655 KNIT ETC FABRICS	277 747	270 028	635 431	583 741	355 197	270 658
1 KNIT ETC SYNTH FAB NONEL	156 500	161 163	348 253	347 619	194 271	161 003
2 OTHER KNIT ETC FAB NONEL	115 302	103 521	273 495	222 610	153 274	103 441
3 KNIT ETC FABRIC,ELASTIC	5 945	5 344	13 683	13 512	7 652	6 214
656 LACE,RIBBONS,TULLE,ETC	90 624	88 226	358 071	338 295	199 784	156 393
657 SPECIAL TEXTILE ETC PROD	1 178 635	1 123 649	1 259 953	1 263 182	702 997	583 039
1 FELT AND ARTICLES NES	162 018	128 661	88 003	74 550	49 035	34 675
2 BONDED FIBRE TEXTLS NES	376 133	355 964	365 202	380 810	203 414	175 888
3 COATED ETC TEXTILES NES	255 740	255 346	403 400	389 299	225 583	179 472
4 ELASTIC FAB ETC NOT KNIT	8 279	7 659	14 624	13 813	8 184	6 374
5 CORDAGE AND MANUFACTURES	280 056	273 866	89 485	101 630	49 748	46 516
6 HAT BODIES	425	433	3 197	3 430	1 780	1 578
7 TEXTILES FOR MACHINERY	89 622	92 783	280 040	279 396	156 341	129 211
9 SPECI TEXTILE PRODS NES	6 362	8 737	16 002	20 254	8 912	9 325
658 TEXTILE ARTICLES NES	872 395	799 490	1 111 077	1 021 671	620 016	472 013
1 BAGS,SACKS OF TEXTILES	202 701	238 234	52 714	61 083	29 450	28 256
2 MADE-UP CANVAS GOODS	97 295	70 501	111 008	96 679	61 441	43 337
3 BLANKETS ETC NON ELECTRC	35 930	33 412	39 521	39 927	22 249	18 653
4 LINENS ETC	380 365	314 919	658 857	592 175	367 675	274 293
9 OTH TEXTILE ARTICLES NES	156 104	142 424	246 977	231 807	139 201	107 474
659 FLOOR COVERINGS ETC	2 352 512	2 096 963	2 439 740	2 265 021	1 362 036	1 048 887
1 LINOLEUM ETC	46 733	44 161	17 670	16 016	9 894	7 457
2 CARPETS ETC KNOTTED	259 582	217 449	1 153 120	1 077 263	644 925	499 635
3 KELEM,SCHUMACKS ETC RUGS	10 462	7 922	16 238	13 968	9 104	6 497
4 WOOL CARPETS ETC NES	313 398	281 223	282 450	273 100	157 440	126 217
5 MAN-MADE TXTL CARPETS NES	1 329 095	1 237 070	788 403	738 269	439 146	341 440
6 OTH TXTL CARPETS ETC NES	340 647	265 017	168 517	134 426	94 118	62 191
7 PLAITS & PLAITED PRODS	52 595	44 121	13 342	11 979	7 409	5 450
661 CEMENT ETC BUILDING PROD	28 365 716	27 554 022	934 290	886 298	521 203	413 950
1 LIME	3 532 355	3 322 105	37 671	36 458	21 013	17 007
2 CEMENT	13 493 626	12 962 928	161 862	157 741	90 186	73 568
3 BUILDING STONE ETC WORKD	10 058 548	10 002 832	623 839	584 294	348 370	273 079
8 MNRL BLDG PRD UNFIRD NES	1 281 187	1 266 157	110 918	107 805	61 634	50 296
662 CLAY,REFRACTORY BLDG PRD	17 021 547	17 798 321	1 158 162	1 158 627	644 698	537 598
3 REFRACTORY BUILDING PROD	1 845 631	2 180 822	218 882	248 928	121 966	115 328
4 BRICK ETC NONREFRACTORY	15 175 916	15 617 499	939 280	909 699	522 732	422 270
663 OTH NONMETAL MINERAL MFS	9 610 458	9 603 784	1 269 044	1 248 182	707 334	578 623
1 GRINDING STONES ETC	92 123	88 540	172 181	180 049	95 950	83 429
2 ABRASIVE CLOTHS ETC	122 877	120 304	145 699	143 281	81 343	66 285
3 MINRL MFS NES NONCERAMIC	6 802 137	6 830 791	353 155	351 642	196 667	163 321
5 MINRL INSULATNG PROD NES	2 036 844	2 017 488	224 999	218 384	125 364	101 311
7 REFRACTORY WARE NONBLDG	88 697	75 547	61 428	57 020	34 226	26 306
8 ASBESTOS,FRICTION PRODS	173 479	165 589	209 129	182 659	116 777	84 619
9 CERAMIC ARTICLES NES	294 301	305 525	102 453	115 147	57 007	53 352
664 GLASS	7 137 258	6 174 919	1 233 925	1 215 790	688 206	564 049
1 GLASS NONOPTICAL,PLAIN	1 344 911	759 177	59 839	60 898	33 378	28 052
2 OPTICAL GLASS UNWRKD ETC	6 491	7 116	81 997	142 901	45 733	66 146
3 DRAWN,BLOWN GLASS UNWRKD	742 006	538 590	51 576	38 214	26 796	17 684
4 GLASS SURFACE-GROUND ETC	3 286 524	3 147 603	305 199	284 666	169 946	132 124
5 CAST,ROLLED GLASS UNWRKD	204 562	233 149	19 777	21 872	11 035	10 144
6 GLASS CONSTRUCTION PRODS	124 772	145 602	33 852	36 897	18 642	17 206
7 SAFETY GLASS	616 650	561 587	307 464	267 102	171 720	123 872
8 SHEET GLASS METAL-COATED	171 061	143 007	96 821	86 182	54 070	39 992
9 GLASS NES	640 281	639 088	277 400	277 058	154 686	128 829
665 GLASSWARE	3 902 135	3 316 056	790 421	739 401	441 132	341 940
1 BOTTLES ETC OF GLASS	2 825 746	2 329 332	247 083	223 719	137 741	103 506
2 HOUSEHLD,MOTEL ETC GLASS	1 021 403	924 623	420 272	390 755	234 846	180 624
8 GLASS ARTICLES NES	54 986	62 101	123 066	124 927	68 545	57 810
666 POTTERY	952 780	757 317	534 693	458 776	299 323	213 217

4 IMPORTS AND EXPORTS (SPECIAL TRADE) BY GROUPS AND SUBGROUPS OF THE SITC-REV. II
4.1 IMPORTS

GROUP / SUBGROUP	1987 DT * 100 KG	1986	1987 1 000 DM	1986	1987 1 000 \$	1986
4 PORCELN, CHINA HOUSE WARE	117 278	96 993	116 512	101 195	65 315	46 980
5 COARSE CERAMIC HOUSEWARE	457 035	365 304	179 486	152 521	100 580	70 906
6 CERAMIC ORNAMENTS ETC	378 467	295 020	236 695	205 060	133 428	95 331
667 PEARL, PREC., SEMI-P STONE	12 053	7 846	732 684	713 166	408 870	329 110
1 PEARLS UNSET, UNSTRUNG	97	149	63 285	90 107	35 065	41 409
2 DIAMONDS, NONINDUST, UNSET	-	-	472 347	456 614	264 051	210 750
3 PREC., SEMI-PR STONES NES	11 678	7 445	168 974	138 893	94 148	64 232
4 SYNTH PREC., SEMI-P STONE	278	252	28 078	27 552	15 606	12 719
671 PIG IRON ETC	11 526 605	11 526 450	1 208 914	1 453 553	672 837	666 300
2 PIG IRN, SPIEGELEISEN ETC	2 635 293	2 730 945	91 047	108 580	50 711	50 064
3 IRON, STL POWDER, SHOT, ETC	556 461	544 976	70 384	74 896	39 242	34 476
6 FERRO-ALLOYS	8 334 851	8 250 529	1 047 483	1 270 075	582 884	581 760
672 IRON, STL PRIMARY FORMS	20 186 131	20 166 110	1 917 599	1 916 142	1 069 320	879 330
4 IRN, STL INGOTS, LUMPS, ETC	282 491	444 885	19 982	31 567	11 108	14 629
5 IRN, STL BLOOMS, SLABS, ETC	8 457 278	7 907 002	1 055 255	961 046	589 073	441 715
7 IRN, STL COIL FR REROLLNG	11 446 362	11 814 223	842 362	923 529	469 139	422 986
673 IRON AND STEEL SHAPES	40 437 764	41 586 141	3 189 871	3 900 224	1 774 254	1 790 722
1 IRON, STEEL WIRE ROD	7 351 488	7 651 511	558 344	670 005	310 090	308 190
2 IRON, STEEL BARS ETC	20 819 401	20 720 263	1 737 780	2 111 248	967 056	970 765
3 IRON, STEEL PROFILES ETC	12 266 875	13 214 367	893 747	1 118 971	497 108	511 767
674 IRN, STL UNIV. PLATE, SHEET	37 669 220	40 048 938	3 999 936	4 523 876	2 228 232	2 079 539
1 IRON OR STEEL UNIVERSALS	546 753	602 875	39 821	51 541	22 139	23 713
4 IRN, STL Hvy PLATE, ROLLED	10 115 719	11 717 895	787 508	1 066 509	439 093	487 895
5 IRN, STL MED PLATE, ROLLED	2 003 261	2 072 018	236 257	259 139	131 814	118 591
6 IRN, STL THIN PLATE, ROLLD	15 353 682	16 507 335	1 705 268	1 903 333	949 929	873 744
7 TINNED PLATES, SHEETS	1 681 241	1 652 405	258 003	268 418	143 234	124 516
9 OTH IRN, STL PLATES, SHEET	7 968 564	7 496 410	973 079	974 936	542 023	451 080
675 IRON, STEEL HOOP, STRIP	6 592 506	7 013 027	840 123	951 740	467 642	438 691
676 RAILWAY RAILS ETC IRN, STL	115 884	144 023	12 799	14 907	7 108	6 930
677 IRN, STL WIRE EXCL W ROD	3 115 415	3 085 468	560 053	621 421	311 974	286 222
678 IRON, STL TUBES, PIPES, ETC	9 839 604	9 864 892	1 657 868	1 849 953	923 680	849 809
1 CAST IRON TUBES, PIPES	277 732	311 211	39 740	42 223	22 102	19 595
2 IRN, STL SEAMLESS TUBES	2 189 769	2 249 266	422 053	515 028	235 463	236 123
3 IRON, STL TUBE PIPE NES	6 692 326	6 615 476	854 964	918 823	476 021	421 925
4 STL HIGHPRESSURE CONDUIT	19 315	14 148	9 610	2 787	5 407	1 295
5 IRON STEEL TUBE FITTINGS	660 462	674 791	331 501	371 092	184 687	170 871
679 IRN, STL CASTINGS UNWORKE	604 856	568 167	137 410	141 653	76 517	65 403
3 IRON, STL FORGINGS ROUGH	79 155	75 295	32 178	28 606	17 926	13 186
4 IRN STL CASTINGS ROUGH	525 701	492 872	105 232	113 047	58 591	52 217
681 SILVER, PLATINUM, ETC	14 136	13 688	1 345 415	1 223 122	750 152	569 682
1 SILVER UNWKD, PARTLY WRKD	13 719	13 325	469 395	484 521	262 577	224 983
2 METALS OF PLATINUM GROUP	417	363	876 020	738 601	487 575	344 699
682 COPPER EXC CEMENT COPPER	7 468 533	8 198 951	2 651 227	3 064 128	1 478 768	1 411 390
1 COPPER NES, ALLOYS, UNWRT	4 817 423	5 456 291	1 408 077	1 701 767	785 835	783 555
2 COPPER, ALLOYS WORKED	2 651 110	2 740 660	1 243 150	1 362 361	692 933	627 835
683 NICKEL	649 522	540 671	611 195	588 666	342 218	270 556
1 NICKEL, ALLOYS UNWROUGHT	572 472	471 481	468 139	433 492	262 562	199 166
2 NICKEL, ALLOYS WORKED	77 050	69 190	143 056	155 174	79 656	71 390
684 ALUMINIUM	11 071 449	11 094 675	4 056 865	4 313 048	2 263 495	1 988 802
1 ALUMINIUM, ALLOYS, UNWRT	7 102 552	7 643 316	1 947 752	2 282 182	1 086 719	1 050 720
2 ALUMINIUM, ALLOYS WORKED	3 968 897	3 451 359	2 109 113	2 030 866	1 176 776	938 082
685 LEAD	1 075 657	1 477 269	135 387	160 643	75 547	73 574
1 LEAD, ALLOYS UNWROUGHT	1 033 468	1 434 200	127 645	153 945	71 213	70 451
2 LEAD, ALLOYS WORKED	42 189	43 069	7 742	6 698	4 334	3 123
686 ZINC	2 143 479	2 161 965	352 056	391 494	195 568	181 204
1 ZINC, ALLOYS UNWROUGHT	1 712 149	1 742 143	250 872	286 552	139 383	132 632
3 ZINC, ALLOYS WKD, INC DUST	431 330	419 822	101 184	104 942	56 185	48 572
687 TIN	193 961	188 867	244 673	303 212	135 941	138 662
1 TIN, ALLOYS UNWROUGHT	193 029	188 252	243 057	301 707	135 047	137 963
2 TIN, ALLOYS WORKED	932	615	1 616	1 505	894	699

4 IMPORTS AND EXPORTS (SPECIAL TRADE) BY GROUPS AND SUBGROUPS OF THE SITC-REV. II
4.1 IMPORTS

GROUP / SUBGROUP	1987 DT = 100 KG	1986	1987 1 000 DM	1986	1987 1 000 \$	1986
686 URANIUM, THORIUM, ALLOYS	34	121	1 098	481	628	221
689 NON-FER BASE METALS NES	460 571	496 871	370 975	519 890	206 953	239 936
1 TUNGST, MOLYB, TANTAL, MAGN	318 355	348 364	210 405	290 049	117 219	133 847
9 BASE METALS NES, CERMENTS	142 216	148 507	160 570	229 841	89 734	106 089
691 STRUCTURES AND PARTS NES	3 936 889	3 550 201	1 260 359	1 169 495	703 722	544 906
1 STRUCTURES, PARTS IRN, STL	3 663 425	3 297 244	953 542	889 347	532 146	414 696
2 STRUCTURES, PARTS ALUMNM	273 464	252 957	306 817	280 148	171 576	130 210
692 METAL TANKS, BOXES, ETC	816 469	838 787	403 759	405 709	224 536	187 656
1 MTL STORAGE, MF TANKS, ETC	125 722	136 406	67 366	64 476	37 447	30 088
4 MTL TRANSPORT BOXES ETC	690 747	702 381	336 393	341 233	187 089	157 568
693 WIRE PRODUCTS NON ELECTR	1 838 710	1 666 580	338 138	360 020	188 359	165 812
1 WIRE ROPES ETC	429 468	400 125	185 661	194 585	103 479	89 501
2 IRON, STEEL FENCING WIRE	44 049	42 568	6 593	7 526	3 659	3 347
5 METAL FENCING, GAUZE, ETC	1 365 193	1 223 887	145 884	157 909	81 221	72 964
694 STL, COPPR NAILS, NUTS, ETC	1 989 004	2 029 801	855 457	897 066	476 457	414 509
695 TOOLS	730 537	571 361	1 769 982	1 731 409	986 508	799 841
1 HAND TOOLS, AGRIC FOREST	61 603	48 723	31 794	27 171	17 709	12 451
3 OTHER HAND TOOLS	463 733	340 152	529 233	486 868	294 753	225 380
4 BLADES, TIPS, ETC FR TOOLS	205 201	182 486	1 208 955	1 217 370	674 046	562 010
696 CUTLERY	160 676	135 302	363 507	361 707	202 666	167 210
697 BASE MTL HOUSEHOLD EQUIP	1 015 965	898 937	830 742	774 294	465 049	360 137
3 DMSTC HEATG, COOKG APPARA	309 570	289 185	178 336	167 697	99 743	78 124
4 BASE MTL DMSTC ARTIC NES	513 873	434 442	430 976	395 487	241 515	183 706
5 BASE MTL INDR SANIT WARE	51 541	43 542	54 527	46 994	30 399	21 861
8 BASE MTL HOUSE EQUIP NES	140 981	131 768	166 903	164 116	93 392	76 446
699 OTHER METAL MANUFACTURES	3 383 409	3 187 527	2 604 993	2 556 715	1 452 418	1 182 131
1 LOCKSMITHS WARES, ETC	642 711	583 490	665 659	618 917	370 861	285 663
2 IRON, STL CHAIN AND PARTS	186 262	195 920	94 263	101 646	52 595	47 061
3 PINS, HOOKS, EYES, ETC	70 687	62 575	132 896	132 678	73 942	61 658
4 SPRINGS AND LEAVES	274 656	268 707	129 708	127 477	72 282	58 754
6 BASE MTL MISC ARTICLES	183 573	202 428	160 826	172 939	89 660	80 003
7 IRN, STL ARTICLES NES	1 572 026	1 474 165	704 494	683 342	393 192	316 336
8 MFRS NES OF CPR, NIKL, ETC	371 856	343 924	459 652	443 944	256 229	205 476
9 BASE MTLs WRT & MFRS NES	81 638	56 318	257 495	275 772	143 657	127 180
700 INDUSTRIAL PLANT, CHAP 84	-	-	-	-	-	-
703 INDUSTRIAL PLANT, CHAP 85	-	-	-	-	-	-
704 INDUSTRIAL PLANT, CHAP 86	-	-	-	-	-	-
705 INDUSTRIAL PLANT, CHAP 87	-	-	-	-	-	-
711 STEAM BOILERS & AUX PLNT	98 769	40 157	77 174	34 442	42 885	16 088
1 STEAM BOILERS ETC	26 277	10 903	36 049	7 620	19 867	3 519
2 AUXILIARY BOILER PLANT	9 895	8 578	4 698	14 026	2 673	6 533
9 PTS NES OF APP OF 711	62 597	20 676	36 427	12 796	20 345	6 036
712 STEAM ENGINES, TURBINES	29 750	30 157	125 129	86 519	71 590	39 945
6 STM POWER UNITS & ENGINES	7 751	4 356	10 628	12 324	6 035	5 748
9 ST POWER UNITS PARTS NES	21 999	25 801	114 501	74 195	65 555	34 197
713 INTRNL COMBUS PISTN ENGN	2 204 630	2 080 421	3 774 065	3 655 262	2 107 327	1 687 044
1 PISTN AIRCRFT ENGN & PTS	1 376	1 480	14 291	14 255	7 969	6 529
2 PISTN ENGN FR MTR VEHCLS	1 530 592	1 404 008	2 461 343	2 328 219	1 374 663	1 075 973
3 PISTON ENGINES, MARINE	62 964	69 365	112 376	142 274	63 170	65 103
8 PISTON ENGINES NES	133 830	139 715	201 712	221 262	112 373	101 509
9 PISTON ENGINE PTS NES	475 868	465 853	984 343	949 252	549 152	437 930
714 ENGINES & MOTORS NES	43 699	41 410	1 670 567	1 632 845	930 971	752 482
4 REACTION ENGINES	12 802	12 751	535 646	463 944	298 141	214 671
8 GAS TURBINES NES	5 458	6 063	323 359	413 119	180 245	189 516
9 ENGINE & MOTOR PTS NES	25 439	22 596	811 562	755 782	452 585	348 295
716 ROTATING ELECTRIC PLANT	1 084 047	1 081 721	1 521 813	1 467 319	848 965	677 792

4 IMPORTS AND EXPORTS (SPECIAL TRADE) BY GROUPS AND SUBGROUPS OF THE SITC-REV. II
4.1 IMPORTS

GROUP / SUBGROUP	1987 DT = 100 KG	1986	1987 1 000 DM	1986	1987 1 000 \$	1986
1 DC MOTORS & GENERATORS	90 078	82 019	409 420	376 820	228 114	174 932
2 AC MTRS & GENS, GEN SETS	532 386	543 263	731 224	716 289	408 166	331 382
3 ROTARY CONVERTERS	2 212	2 473	8 111	6 299	4 518	2 911
9 PTS NES OF ROT ELEC PLNT	459 371	453 966	373 058	365 911	208 167	168 567
718 OTH POWER GENERATG MACHY	79 985	79 325	236 403	243 265	131 682	112 945
7 NUCLEAR REACTORS, PTS NE	4 120	7 185	34 971	53 846	19 352	25 325
8 WIND, WATER, ETC ENGINES	75 865	72 140	201 432	189 419	112 330	87 620
721 AGRIC MACHY, EXC TRACTORS	717 157	741 400	679 721	670 356	376 980	307 815
1 CULTIVATING MACHINERY	242 265	263 841	147 289	152 995	81 538	70 462
2 HARVESTING ETC MACHINES	391 706	392 535	405 135	402 377	224 505	183 765
3 DAIRY MACHINERY NES	17 034	15 478	52 157	43 712	29 056	20 250
9 AGRICULTURE MACHINES NES	66 152	69 546	75 140	71 272	41 881	33 338
722 TRACTORS NON-ROAD	307 332	309 632	293 279	288 991	163 899	133 561
3 TRACK-LAYING TRACTORS	2 075	250	653	331	361	157
4 WHEELED TRACTORS NES	305 257	309 382	292 626	288 660	163 538	133 404
723 CIVIL ENGINEERG EQUIP ETC	1 350 631	1 386 806	1 124 671	1 177 885	627 318	545 997
3 MECHANICAL ROAD ROLLERS	67 946	78 602	27 356	35 434	15 224	16 480
4 CONST, MINING MACHNRY NES	833 111	802 659	778 899	758 875	434 296	352 479
9 CONSTR ETC MACHY PTS NES	449 574	505 545	318 416	383 576	177 798	177 068
724 TEXTILE, LEATHER MACHNRY	563 864	541 385	1 302 718	1 292 737	728 274	598 248
3 SEWING MACHS, NEEDLES ETC	71 076	60 907	257 925	243 705	144 023	112 898
4 SPINNING, EXTRONG, ETC MCH	91 869	87 357	226 964	231 295	126 561	106 790
5 WEAVING, FELT MFG, ETC MCH	97 116	110 738	263 844	311 197	147 594	144 063
6 AUXIL TXTL MCH & PTS NES	79 431	69 426	222 704	218 042	124 575	100 802
7 TEXTILE MACHINERY NES	201 046	187 485	286 898	240 325	160 654	111 339
8 SKIN, LEATHER WORKING MACH	23 326	25 472	44 383	48 173	24 867	22 256
725 PAPER ETC MILL MACHINERY	272 742	288 695	588 284	598 572	329 108	278 533
1 PAPER & PULP MAKING MCHY	21 388	16 332	61 874	41 808	34 531	19 383
2 PAPER ETC PRODCOT MF MACH	60 002	56 511	206 225	207 493	115 894	95 315
9 PTS NES OF MACHS OF 725	191 352	215 852	320 185	349 271	178 683	163 835
726 PRINTG, BKBINDG MACHY, PTS	240 105	230 353	692 531	723 818	387 539	335 023
3 TYPESET MCH ETC, TYPE ETC	43 972	40 841	93 039	96 567	51 925	44 748
4 PRINTING PRESSES	44 277	41 557	138 515	161 432	77 704	75 556
7 OTH PRINTG & ANCILL MACH	28 806	31 218	160 975	175 781	89 927	81 347
8 BOOKBINDING MACHY & PTS	20 552	19 616	82 671	77 630	46 298	35 886
9 PTS NES OF MCH OF 7263/7	102 498	97 121	217 331	212 408	121 685	97 486
727 FOOD MACHRY NON-DOMESTIC	87 749	83 502	243 956	216 402	136 310	100 461
1 GRAIN WORKING MCHY & PTS	21 404	19 860	25 381	21 092	14 114	9 776
2 OTH FOOD PROC MCHY & PTS	66 345	63 642	218 575	195 310	122 196	90 685
728 OTH MACHY FOR SPCL INDUS	1 109 522	1 068 755	2 858 811	2 762 869	1 598 279	1 282 582
1 MACH-TOOLS FR SPCL INDUS	218 621	199 724	373 770	358 091	209 499	166 940
3 OTHR MINERAL WORKG MACHY	227 783	210 959	191 877	175 466	106 952	81 437
4 MACHY FOR SPCL INDUS NES	663 118	658 072	2 293 164	2 229 312	1 281 828	1 034 205
736 MACHINE TOOLS FOR METAL	1 141 073	1 212 634	2 765 735	2 860 715	1 546 348	1 329 826
1 METAL CUTTING MACH-TOOLS	546 891	580 657	1 482 003	1 526 230	829 803	711 168
2 METAL FORMING MACH-TOOLS	210 634	229 369	340 644	363 555	190 744	168 645
7 OTH METALWRKG MACH-TOOLS	62 728	79 589	220 571	267 662	123 193	124 135
8 WORK & TOOL HOLDERS ETC	37 022	38 949	166 195	168 797	92 543	78 181
9 PTS NES OF TOOLS OF 736	283 798	284 070	556 322	534 471	310 065	247 697
737 METALWORKING MACHNRY NES	466 686	527 991	549 407	598 927	307 486	276 451
1 FOUNDRY EQUIPT & PTS NES	92 094	97 930	95 480	93 398	53 319	43 683
2 ROLLING MILLS AND ROLLS	260 407	314 618	123 373	137 054	68 820	63 230
3 WELDING, BRAZING, ETC MCHS	114 185	115 443	330 554	368 475	185 347	169 538
741 HEATING, COOLING EQUIPMNT	864 708	808 944	1 744 856	1 704 447	973 060	789 541
1 GAS GENERATORS	771	1 506	18 206	17 116	10 037	7 896
2 BURNERS, MECH STOKERS, ETC	36 163	30 617	104 056	97 278	58 111	44 986
3 INDUS FURNACES ETC & PTS	104 301	98 440	223 826	242 332	124 952	112 502
4 NONDOM REFRIG EQUI & PTS	338 772	310 087	570 618	566 171	317 895	260 989
5 AIR-CONDITIONING MACHNRY	103 437	88 990	198 088	173 966	110 304	80 812
6 HEATING, COOLING EQU NES	281 264	279 304	630 062	607 584	351 761	282 356
742 PUMPS FOR LIQUIDS ETC	558 527	499 874	1 052 371	1 011 415	586 883	466 883
1 RECIPROCATING PUMPS NES	75 993	68 371	293 051	279 928	163 707	129 376
2 CENTRIFUGAL PUMPS NES	117 143	100 843	191 190	172 767	106 462	79 900
3 ROTARY PUMPS NES	40 629	37 424	119 914	111 603	66 843	51 458
8 OTHER PUMPS FOR LIQUIDS	62 687	54 515	138 574	120 694	77 079	55 805
9 PTS NES OF PUMPS OF 742	262 075	238 721	309 642	326 423	172 792	150 344
743 PUMPS NES, CENTRIFUGES ETC	1 169 944	1 148 878	2 013 680	1 963 961	1 123 504	906 607

4 IMPORTS AND EXPORTS (SPECIAL TRADE) BY GROUPS AND SUBGROUPS OF THE SITC-REV. II
4.1 IMPORTS

GROUP / SUBGROUP	1987 DT = 100 KG	1986	1987 1 000 DM	1986	1987 1 000 \$	1986
1 PUMPS FOR GASES ETC	461 055	449 552	746 524	738 028	416 403	340 205
2 PUMP & COMPRESSOR PTS NES	139 789	151 109	178 933	188 919	95 919	87 257
3 FREE-PSTN GEN FR GAS TUR	244	126	1 053	265	530	122
4 FANS,BLOWERS ETC & PTS	111 485	104 734	206 583	181 561	115 384	84 418
5 CENTRIFUGES	11 440	14 561	53 029	64 887	29 552	30 090
6 GAS & LIQUID FILTERS ETC	261 483	277 712	457 950	466 598	256 059	215 622
9 PTS NES OF AFF OF 7435,6	184 448	151 084	369 608	323 303	205 594	148 893
744 MECHANICAL HANDLING EQU	544 034	410 687	1 411 006	1 273 267	786 431	589 941
1 FORK LIFT TRKS,ETC & PTS	465 094	446 645	374 173	351 631	209 068	162 173
2 LIFTING,LOADING MACH NES	555 990	514 358	599 517	543 389	335 016	252 369
9 PTS NES OF MACHY OF 7442	522 950	449 684	437 316	378 247	244 347	175 399
745 NONELEC MACHY, TOOLS NES	436 194	385 072	1 312 894	1 244 387	733 278	575 680
1 POWER TOOLS NONELEC,PTS	32 999	29 384	154 797	159 241	86 285	73 316
2 OTH NONELEC MCHS,PTS NES	403 195	355 688	1 158 097	1 085 146	646 993	502 364
749 NONELEC MACH PTS,ACC NES	2 301 186	2 290 219	4 315 021	4 388 249	2 403 829	2 026 879
1 BALL,ROLLER,ETC BEARINGS	593 630	591 677	1 235 367	1 272 058	687 916	587 135
2 COCKS,VALVES ETC NES	572 889	564 005	1 410 658	1 454 076	785 735	670 765
3 SHAFT CRANK,PULLEY ETC	823 296	841 378	904 980	962 593	504 452	444 763
9 OTH NONELEC MCHY PTS NES	311 371	293 159	764 016	699 522	425 726	324 216
751 OFFICE MACHINES	275 207	265 487	1 405 317	1 459 783	784 366	670 891
1 TYPEWRITERS,CHEQUE-WRTRS	44 222	42 137	188 656	184 967	105 064	86 405
2 CALCULATNG,ACCTG,ETC MCH	49 545	46 857	320 713	345 978	179 071	159 702
8 OFFICE MACHINES NES	181 440	176 453	895 945	928 838	500 231	424 784
752 AUTOMTIC DATA PROC EQUIP	592 034	476 713	9 235 882	8 755 964	5 171 983	4 079 453
1 ANALOG,HYBRID COMPUTERS	1 925	754	26 051	19 692	14 547	9 164
2 DIGITAL COMPUTERS	57 015	42 291	1 035 954	997 666	580 719	461 755
3 DIGITL CENTRL PROCESSORS	129 767	113 294	3 285 864	3 057 368	1 843 869	1 432 446
4 DIGITL CENTRL STOR UNITS	3 107	2 240	64 495	53 860	36 205	25 366
5 ADP PERIPHERAL UNITS	382 544	303 321	4 407 186	4 232 101	2 464 572	1 967 403
8 OFF-LINE DATA PROC EQUIP	17 676	14 773	416 332	395 277	232 071	183 319
759 OFFICE & ADP MCH PTS,ACC	312 561	255 525	5 758 048	5 568 697	3 221 777	2 582 440
1 OFFICE MACHINE PARTS NES	119 036	87 766	684 938	599 005	383 331	276 653
9 ACCTG,ETC,ADD MCH PTS,AC	193 525	167 759	5 073 110	4 969 692	2 838 446	2 305 787
761 TELEVISION RECEIVERS	562 460	397 264	1 502 463	1 150 309	844 611	536 315
1 COLOUR TV RECEIVERS	536 953	368 393	1 451 549	1 095 767	816 197	511 121
2 MONOCHROME TV RECEIVERS	25 507	28 871	50 914	54 542	28 414	25 194
762 RADIO BROADCAST RECEIVRS	462 663	366 068	1 689 745	1 591 522	946 312	738 198
1 MTR VEHIC RADIO RECEIVERS	64 791	54 675	643 632	580 595	355 380	268 456
2 PORTABLE RADIO RECEIVERS	172 928	169 713	482 807	560 586	270 474	259 227
8 OTHER RADIO RECEIVERS	224 944	141 680	563 306	450 341	316 458	210 515
763 SOUND RECORDRS,PHONOGRPH	335 440	294 375	2 351 468	2 311 667	1 318 019	1 075 672
1 ELECTRIC GRAMOPHONES ETC	81 173	71 411	419 446	422 390	235 137	198 723
8 OTHR SOUND APPARATUS ETC	254 267	222 964	1 932 022	1 889 277	1 082 882	876 949
764 TELECOM EQPT,PTS,ACC NES	666 595	565 326	4 626 116	3 904 751	2 585 900	1 816 387
1 LINE TELEPHONE,ETC EQUIP	32 108	20 886	520 767	331 572	291 723	154 057
2 MICROPH,LOUDSPKR,AMPLIFR	316 908	266 589	677 502	610 606	378 863	284 634
3 TV,RADIO TRANSMITTRS ETC	8 205	6 866	151 749	141 159	85 053	65 266
8 TELECOMM EQUIPMENT NES	14 054	10 088	796 852	674 642	445 131	314 048
9 PTS NES OF EQUIPMT OF 76	295 316	260 895	2 479 246	2 146 772	1 385 130	998 382
771 ELECTRIC POWER MACHY NES	432 512	417 703	978 608	922 291	546 244	426 943
1 TRANSFORMERS,ELECTRICAL	140 382	121 584	234 230	238 166	130 643	110 175
2 OTH ELEC POWER MACHY NES	292 130	296 119	744 378	684 125	415 601	316 768
772 SWITCHGEAR ETC & PTS NES	496 460	461 718	3 779 565	3 707 247	2 106 372	1 713 665
1 SWITCHGEAR ETC	439 009	408 262	2 938 237	2 929 450	1 636 611	1 353 591
2 PRINTED CIRCUITS,PTS NES	25 691	21 259	440 022	365 479	246 327	169 578
3 FIXED,VARIABLE RESISTORS	31 760	32 197	401 306	412 318	223 434	190 496
773 ELECTR DISTRIBUTING MACH	1 345 237	1 161 386	1 465 812	1 260 165	818 493	582 741
1 INSULATED WIRE,CABLE	1 294 275	1 118 457	1 360 656	1 174 049	759 567	542 925
2 ELECTRC INSULATING EQUIP	50 962	42 929	105 156	86 116	58 926	39 816
774 ELECTRO-MEDCL,XRAY EQUIP	55 017	53 090	870 283	945 996	486 263	438 150
1 ELECTRO-MEDICAL EQUIPMNT	20 640	19 092	372 523	416 129	208 170	192 307
2 X-RAY APPARATUS	34 377	33 998	497 760	529 867	278 093	245 843
775 HOUSEHOLD TYPE EQUIP NES	2 322 011	2 080 456	2 581 979	2 220 691	1 443 000	1 031 490
1 HOUSEHOLD LDYR EQUIP NES	554 572	539 618	352 950	333 831	197 283	155 516

4 IMPORTS AND EXPORTS (SPECIAL TRADE) BY GROUPS AND SUBGROUPS OF THE SITC-REV. II
4.1 IMPORTS

GROUP / SUBGROUP	1987 D* = 100 KG	1986	1987 1 000 DM	1986	1987 1 000 \$	1986
2 DOM REFRIGERATRS, FREEZRS	560 913	555 500	409 341	399 889	227 532	185 666
3 DOMSTC DISHWASHING MACHS	44 157	40 225	47 098	43 072	26 256	19 965
4 ELECTRIC SHAVERS, CLIPPRS	8 810	7 076	92 723	73 291	51 776	34 289
7 DOMESTIC ELECTRC EQU NES	270 371	230 293	435 153	374 779	243 198	173 628
8 ELECTRO-THERMIC APPL NES	883 188	707 744	1 244 714	995 829	696 955	462 426
776 TRANSISTORS, VALVES, ETC	475 294	538 860	5 321 155	5 541 222	2 966 457	2 558 083
1 TV PICTURE TUBES	300 542	372 501	408 709	537 461	228 484	247 120
2 OTH ELECTRONIC TUBES ETC	23 392	24 826	191 885	230 972	106 861	106 540
3 DIODES, TRANSISTORS, ETC	34 603	31 780	1 115 932	1 178 234	620 479	545 038
4 ELECTRONIC MICROCIRCUITS	42 246	42 290	3 261 071	3 276 833	1 819 476	1 511 868
8 ELCTRNC COMP PTS, CRYSTLS	74 511	67 463	343 558	317 722	191 157	147 517
778 ELECTRICAL MACHINERY NES	2 800 095	2 879 323	4 705 320	4 614 756	2 626 469	2 134 023
1 BATTERIES, ACCUMULATORS	767 910	711 203	624 556	611 647	350 316	283 424
2 ELECTRIC LAMPS, BULBS	196 652	179 106	491 665	462 965	274 007	213 670
3 AUTOMOTIVE ELECTR EQUIP	511 915	457 210	970 912	895 915	540 994	414 141
4 ELECTRO-MECH HAND TOOLS	116 692	108 853	385 717	380 472	215 240	176 021
8 OTH ELEC MACHY, EQUIP NES	1 206 926	1 422 951	2 232 470	2 263 757	1 245 912	1 046 767
781 PASS MOTOR VEH EXC BUSES	12 859 782	12 400 186	17 678 353	16 164 303	9 857 303	7 476 049
782 LORRIES, SPCL MTR VEH NES	1 610 101	1 437 565	1 848 119	1 679 690	1 031 025	778 479
1 LORRIES, TRUCKS	1 479 033	1 314 592	1 692 374	1 543 714	944 802	714 613
2 SPECIAL MOTOR VEHCLS NES	131 068	122 973	155 745	135 976	86 223	63 866
783 ROAD MOTOR VEHICLES NES	158 368	129 079	227 873	192 619	127 160	88 898
1 BUSES	83 594	68 069	135 150	108 535	75 428	50 443
2 TRACTORS FOR TR-TRAILERS	74 774	61 010	92 723	84 084	51 732	38 455
784 MOTOR VEHCL PTS, ACC NES	8 009 542	7 445 240	7 347 502	6 813 521	4 096 813	3 143 761
1 MOTOR VEHICLE CHASSIS	25 060	24 346	43 441	36 457	24 393	16 612
2 MOTOR VEHICLE BODIES	63 912	65 078	67 787	64 274	37 878	29 630
9 OTHER MOTOR VEHCL PARTS	7 920 570	7 355 816	7 236 274	6 712 790	4 034 542	3 097 519
785 MOTOR & OTHER CYCLES ETC	635 011	605 051	1 066 936	944 472	592 182	431 650
1 MOTORCYCLES ETC	235 616	235 012	521 546	449 036	289 750	204 476
2 BICYCLES, ETC NON-MOTOR	89 455	70 026	142 217	117 043	78 949	53 931
3 INVAL CARR CYCLE ETC PTS	309 940	300 013	403 173	378 393	223 483	173 243
786 VEH NES NONMOTR, TRAILERS	1 288 334	1 030 535	550 158	487 427	306 522	225 092
1 TRAILERS, TRANSP CONTAINR	800 781	589 214	300 367	252 760	167 322	116 479
8 OTH NONMOTR VEHICLES ETC	487 553	441 321	249 791	234 667	139 200	108 613
791 RAILWAY VEHICLES	200 679	182 234	172 658	141 805	96 148	65 925
1 ELEC LOCOS NON-SELF-GEN	2 205	657	5 825	2 309	3 323	1 068
2 OTH RAIL LOCOMOTIVES ETC	5 014	3 410	1 551	966	867	440
3 MECHAN-PROPELLED RY CARS	9 122	6 995	35 275	22 756	19 623	10 218
4 PASSENGER CARS NOT POWRD	5 225	6 016	9 887	16 553	5 376	8 110
5 FRT, MAINT CARS NOT POWRD	35 118	36 992	18 097	13 860	10 001	6 474
9 RY TRACK FIXT, ETC, PTS	143 995	128 164	102 023	85 361	56 958	39 615
792 AIRCRAFT	115 069	104 201	8 399 480	8 273 251	4 670 789	3 840 256
1 HELICOPTERS	538	489	35 751	37 258	19 722	17 526
2 LIGHT AIRCRAFT NES	2 640	1 469	36 251	28 784	20 060	13 369
3 MEDIUM AIRCRAFT NES	4 181	2 585	331 044	148 344	184 066	71 351
4 HEAVY AIRCRAFT NES	41 200	36 357	4 870 561	4 761 996	2 707 336	2 212 242
8 AIRCRAFT NES, ASSOC EQUIP	2 153	1 265	45 226	19 379	25 386	8 931
9 AIRCRAFT PARTS, NES	64 357	62 036	3 080 647	3 277 490	1 714 219	1 516 837
793 SHIPS AND BOATS	4 454 085	4 715 614	558 552	405 139	309 641	185 115
1 WARSHIPS	-	-	-	-	-	-
2 SHIPS AND BOATS NON-WAR	4 133 638	4 597 941	536 114	393 035	297 145	179 449
3 VESSELS FOR BREAKING UP	46 600	83 640	582	788	325	332
8 SHIPS AND BOATS NES	273 847	34 033	21 856	11 316	12 171	5 334
801 INDUSTRIAL PLANT, CHAP 90	-	-	-	-	-	-
802 INDUSTRIAL PLANT, CHAP 94	-	-	-	-	-	-
812 PLUMB, HEATNG, LGHTNG EQU	2 085 821	1 973 076	1 253 222	1 130 830	700 069	524 908
1 CENTRAL HEATING EQUIPMNT	1 251 428	1 176 598	505 364	468 994	281 981	217 914
2 CERAMIC PLUMBING FIXTURES	367 190	355 267	135 524	127 324	75 374	58 810
4 LIGHTING EQUIPMENT	467 203	441 211	612 334	534 512	342 714	248 184
821 FURNITURE	6 743 251	5 792 381	4 333 592	3 810 724	2 422 238	1 764 573
1 CHAIRS, SEATS AND PARTS	1 816 731	1 617 293	1 391 460	1 262 196	777 328	582 747
2 MED FURN, STUFFD FURNSHGS	237 746	175 242	274 877	227 480	153 562	105 133
9 FURNITURE & FURN PTS NES	4 688 774	3 999 846	2 667 255	2 321 048	1 491 348	1 076 693

4 IMPORTS AND EXPORTS (SPECIAL TRADE) BY GROUPS AND SUBGROUPS OF THE SITC-REV. II
4.1 IMPORTS

GROUP / SUBGROUP	1987 DT = 100 KG	1986	1987 1 000 DM	1986	1987 1 000 \$	1986
831 TRAVEL GOODS, HANDBAGS	537 372	429 208	1 066 252	939 167	593 132	434 492
842 MENS OUTERWEAR NOT KNIT	1 084 362	937 092	4 286 304	3 861 379	2 381 529	1 793 794
1 MENS OVERCOATS ETC	47 663	32 501	272 459	199 860	150 998	94 416
2 MENS SUITS	100 597	52 997	373 370	261 429	207 523	121 356
3 MENS TROUSERS, BREECHES	491 828	467 903	1 841 044	1 804 863	1 022 910	833 784
4 MENS JACKETS, BLAZERS ETC	63 286	62 222	423 536	402 768	235 517	186 284
9 OTHER MENS OUTERWEAR	380 988	321 469	1 375 895	1 192 459	764 581	557 954
843 WOMENS OUTERWEAR NONKNIT	1 197 377	1 035 441	6 479 820	5 873 430	3 598 749	2 715 837
1 WOMENS COATS & JACKETS	214 784	179 719	1 301 576	1 119 475	723 162	519 802
2 WOMENS SUITS & COSTUMES	77 828	53 886	458 268	372 980	255 037	170 442
3 WOMENS DRESSES	77 429	64 784	565 949	497 318	314 319	227 796
4 WOMENS SKIRTS	154 750	133 931	817 169	699 016	453 864	323 005
5 WOMENS BLOUSES	157 645	137 820	1 147 271	1 104 782	636 401	509 743
9 OTHER WOMENS OUTERWEAR	514 941	465 301	2 188 587	2 079 859	1 215 966	965 049
844 UNDERWEAR NOT KNIT	358 060	296 686	1 317 711	1 163 274	732 000	538 418
1 MENS SHIRTS NOT KNITTED	312 383	263 299	1 174 715	1 055 659	652 411	488 378
2 OTH MENS UNDERWEAR NONKN	22 584	15 245	66 527	45 934	36 974	21 208
3 WOMENS UNDERWEAR NONKNIT	23 093	18 142	76 469	61 681	42 615	28 832
845 OUTERWEAR KNIT NONELASTC	1 368 778	1 150 868	6 793 742	5 820 438	3 780 721	2 697 007
1 JERSEYS, PULLOVERS KNITT	827 174	763 395	4 430 299	4 065 542	2 466 084	1 885 720
2 WOMENS DRESSES KNITTED	178 856	109 407	893 855	564 028	496 863	263 271
9 OTHER OUTERWEAR KNITTED	362 748	278 066	1 469 588	1 190 868	817 774	548 016
846 UNDERWEAR KNITTED	703 029	602 562	2 606 227	2 343 900	1 450 024	1 077 626
1 UNDERWEAR KNITTED OF WOOL	5 482	3 360	26 935	19 852	15 114	9 429
2 UNDERWEAR KNITTED OF COTTON	490 423	415 527	1 719 184	1 517 717	955 567	696 049
3 UNDERWEAR KNITTED SYN FIBR	165 651	147 553	541 882	507 126	301 786	233 900
4 UNDERWEAR KNITTED OTH FIBR	9 991	9 169	34 443	32 610	19 190	15 282
5 CORSETS, GARTERS, ETC	31 482	26 953	283 783	266 594	158 367	122 966
847 TEXTILE CLOTHING ACCESSORIES	261 671	230 214	880 838	823 287	490 752	380 797
1 TEXTILE CLOTHING ACCESSORIES NONKNIT	48 226	41 022	274 825	241 685	153 341	112 564
2 CLOTHING ACCESSORIES ETC KNIT	213 445	189 192	606 013	581 602	337 411	268 233
848 HEADGEAR, NONTEXTILE CLOTHING	485 852	381 063	3 021 354	2 511 926	1 680 399	1 173 019
1 LEATHER CLOTHES, ACCESSORIES	273 398	212 162	2 003 532	1 575 743	1 113 165	732 705
2 PLASTIC, RUBBER CLOTHING	149 257	111 682	195 758	163 810	109 171	75 581
3 FUR ETC CLOTHES, PROD	28 835	26 375	652 887	611 335	364 088	289 466
4 HEADGEAR	34 362	30 844	169 177	161 038	93 975	75 267
851 FOOTWEAR	1 639 500	1 482 561	5 323 171	4 982 940	2 949 047	2 302 860
871 OPTICAL INSTRUMENTS	19 850	18 641	448 415	421 181	251 467	194 512
872 MEDICAL INSTRUMENTS NES	142 349	132 761	1 125 640	1 055 929	628 602	489 691
873 METERS & COUNTERS NES	24 274	25 365	133 411	136 559	74 521	62 848
1 GAS SUPPLY METERS ETC	11 155	12 413	40 182	43 860	22 403	20 250
2 COUNTING DEVICES NONELEC	13 119	12 952	93 229	92 699	52 118	42 598
874 MEASURING, CONTROLLING INSTR	324 937	318 927	4 802 453	4 912 265	2 679 942	2 273 750
1 SURVEYING INSTRUMENTS	2 537	2 336	79 742	93 349	44 425	43 274
2 MEASURING, DRAW ETC INSTR, PTS	48 588	50 166	244 705	255 006	136 271	118 537
3 GAS, LIQUID CONTROL INSTR	44 970	44 173	334 297	339 706	186 449	157 603
4 INSTR NON-MECH, NON-ELECT	4 144	4 213	88 170	81 345	49 107	37 776
5 MEAS, CONTRL, SCI INSTR NES	12 807	12 680	111 455	166 028	62 144	76 375
8 ELEC MEAS, CONTRL EQUI NES	105 879	100 387	2 905 596	2 971 656	1 622 342	1 374 790
9 INSTR PARTS, ACCESSORIES	106 012	104 972	1 038 484	1 005 175	579 204	465 395
881 PHOTO APPAR & EQUIPMENT NES	91 028	79 707	1 110 044	982 993	620 132	458 265
1 CAMERAS STILL, FLASH APP	38 664	33 435	762 615	689 362	426 435	321 788
2 CINEMA CAMERAS, PROJ, ETC	2 616	2 689	27 296	26 101	15 282	12 089
3 OTH PHOTO, CINE EQUIP NES	49 748	43 583	320 131	267 530	178 415	124 388
882 PHOTO, CINEMA SUPPLIES	734 404	644 857	2 121 115	2 003 622	1 183 607	927 396
1 CHEM PHOTO GOODS, RETAIL	299 168	253 693	330 281	289 094	184 163	133 700
2 PHOTO FILM EXC DEV CINMA	435 236	391 164	1 790 834	1 714 528	999 444	793 696
883 DEVELOPED CINEMA FILM	2 555	2 323	40 003	36 595	22 486	16 957
884 OPTICAL GOODS NES	35 997	30 986	941 156	930 724	525 188	430 139
1 OPTICAL ELEMENTS	20 072	17 208	539 641	520 946	301 265	241 642

4 IMPORTS AND EXPORTS (SPECIAL TRADE) BY GROUPS AND SUBGROUPS OF THE SITC-REV. 11
4.1 IMPORTS

GROUP / SUBGROUP	1987 DT = 100 KG	1986	1987 1 000 DM	1986	1987 1 000 \$	1986
2 SPECTACLES AND FRAMES	15 925	13 778	401 515	409 778	223 923	188 497
885 WATCHES AND CLOCKS	64 980	52 789	1 114 772	1 083 660	624 084	504 303
1 WATCHES, MOVEMENTS, CASES	24 555	19 891	888 029	870 674	497 152	405 320
2 CLOCKS CLOCK & WATCH PTS	40 425	32 898	226 743	212 986	126 932	98 983
892 PRINTED MATTER	1 834 179	1 589 242	1 529 731	1 374 153	855 198	638 899
1 PRINTED BOOKS, GLOBES, ETC	518 045	456 304	569 980	530 795	317 946	246 708
2 NEWSPAPERS PERIODICALS	421 691	425 857	255 064	242 414	142 199	112 263
4 PICTURE POSTCARDS ETC	29 177	29 443	73 801	77 619	41 153	35 930
6 PRINTED MATTER NES	865 266	677 638	630 886	523 325	353 900	243 998
893 ARTICLES OF PLASTIC NES	3 653 597	3 228 773	3 025 568	2 718 038	1 686 219	1 257 912
1 PLSTC PACKS CONTNRS, LIDS	1 245 559	1 097 851	753 359	671 677	419 626	310 360
2 PLSTC SANITRY, TOILET ART	187 592	184 104	245 009	217 313	136 588	100 733
3 PLASTIC ORNAMENTS	28 527	22 310	42 249	34 380	23 543	15 935
5 PLASTIC ELEC LIGHT ARTICL	41 972	34 747	56 471	47 309	31 501	21 932
9 MISC PLASTIC ARTICLES	2 149 947	1 889 761	1 928 480	1 747 359	1 074 961	808 952
894 TOYS, SPORTING GOODS, ETC	1 456 925	1 173 728	2 274 276	1 966 422	1 269 387	916 480
1 BABY CARRIAGES, PTS NES	25 808	16 532	26 545	17 948	14 778	8 254
2 TOYS, INDOOR GAMES	924 854	754 541	1 564 389	1 300 820	873 865	607 748
6 NON-MILITARY ARMS & AMMO	29 466	26 722	58 697	58 932	32 675	27 301
7 OTH SPORT GDS, FAIR AMUSM	476 797	373 933	624 645	588 722	348 069	273 177
895 OFFICE SUPPLIES NES	172 300	168 243	422 587	423 478	235 527	195 929
1 BASE MTL OFFICE SUPPLIES	52 150	44 798	35 074	31 992	19 544	14 840
2 PENS, PENCILS, FOUNTN PENS	58 025	59 630	192 123	192 237	106 958	89 146
9 OTHER OFFICE SUPPLIES	62 125	63 815	195 390	199 249	109 025	91 943
896 WORKS OF ART ETC	40 573	38 844	561 171	540 244	312 988	250 118
897 GOLD, SILVER WARE, JEWELRY	23 490	17 677	822 432	669 654	459 848	313 501
2 IMITATION JEWELLERY	20 854	15 416	178 737	143 285	99 580	66 949
3 PREC JEWELRY, GLD-SILVWARE	2 542	2 169	619 283	505 259	346 583	236 712
4 PREC MTL INDUS, LAB EQUIP	94	92	24 412	21 110	13 685	9 840
898 MUSICAL INSTRUMENTS, PTS	660 758	548 095	2 266 420	2 114 156	1 267 657	980 989
1 PIANOS & OTH STRING INST	39 481	34 675	71 698	67 174	40 251	31 265
2 MUSICAL INSTRUMENTS NES	47 283	38 596	252 507	213 725	141 815	99 516
3 SOUND RECRDNG TAPE, DISCS	554 263	452 999	1 887 376	1 782 426	1 054 898	826 636
9 MUSICL INSTR PTS, ACCESRY	19 711	21 825	54 839	50 831	30 693	23 570
899 OTHER MANUFACTURED GOODS	981 228	823 030	1 436 169	1 297 830	801 902	601 043
1 CARVED, MOULDED GOODS	10 353	8 405	37 518	37 813	20 870	17 508
3 COMBUSTIBLE PRODUCTS ETC	379 837	331 856	252 867	241 033	141 539	112 546
4 UMBRELLAS, CANES ETC	135 148	105 535	145 309	122 714	81 108	56 583
6 HEARING, ORTHOPAEDIC AIDS	6 040	5 154	443 001	438 950	247 460	202 988
7 BASKETWORK, BROOMS ETC	316 755	283 464	204 639	191 444	114 004	88 201
8 SMALLWARES, TOILETRY ETC	51 985	44 113	166 283	133 862	92 826	61 969
9 OTHER MANUF GOODS NES	81 110	44 503	186 552	132 014	104 095	61 248
911 MAIL NOT CLASSED BY KIND 1)	-	-	-	-	-	-
931 SPECIAL TRANSACTIONS 2)	5 107 949	4 997 237	10 813 250	10 531 882	6 046 475	4 653 338
941 ZOO ANIMALS, PETS	11 170	11 390	24 247	28 097	13 492	12 954
951 WAR FIREARMS, AMMUNITION	11 808	9 904	39 239	40 401	21 966	16 693
961 COIN NONGOLD, NONCURRENT 1)	5 301	2 127	78 617	70 537	43 934	32 429
971 GOLD, NON MONETARY NES	2 355	2 854	1 714 327	2 501 316	960 525	1 157 750
972 GOLD COIN 1)	137	169	390 336	466 092	219 953	216 821
TOTAL	3 385 300 911	3 451 787 797	409 641 283	413 744 431	228 439 371	190 852 326

1) SEE INTRODUCTION, CIPHER 2.3 2) INCL. COMPLETE INDUSTRIAL PLANT N.E.S.

4 IMPORTS AND EXPORTS (SPECIAL TRADE) BY GROUPS AND SUBGROUPS OF THE SITC-REV. II
4.2 EXPORTS

GROUP / SUBGROUP	1987 DT = 100 KG	1986	1987 1 000 DM	1986	1987 1 000 \$	1986
001 LIVE ANIMALS	1 935 828	2 232 939	779 827	978 049	434 523	452 509
1 BOVINE CATTLE	1 173 119	1 442 013	481 382	634 960	268 453	293 272
2 SHEEP, LAMBS, GOATS	105 910	121 230	38 335	45 453	21 255	21 105
3 SWINE, LIVE	488 270	520 946	147 041	180 936	81 709	84 287
4 LIVE POULTRY	93 420	61 662	55 613	57 578	33 214	26 554
5 HORSES, ASSES, MULES	70 727	86 752	52 550	57 471	29 381	26 532
9 LIVE ANIMALS FR FOOD NES	382	536	906	1 651	511	759
011 MEAT FRESH, CHILLD, FROZEN	5 827 531	6 897 554	2 781 693	3 134 146	1 544 809	1 449 231
1 BOVINE MEAT FRESH, FROZEN	4 213 363	5 323 093	2 266 738	2 558 654	1 257 930	1 181 676
2 MUTTON ETC FRSH, CHLD, FRN	12 406	6 880	7 264	4 359	4 076	2 036
3 PIG MEAT FRESH, CHLD, FRZN	933 983	914 729	364 967	414 687	202 928	192 671
4 POULTRY FRESH, CHLD, FRZN	208 103	198 150	44 172	53 630	24 842	24 915
5 HORSE MEAT FRSH, CHLD, FRN	1 801	2 606	816	1 779	448	809
6 EDIBLE OFFAL FRESH, CH, FR	434 111	429 763	71 600	75 129	39 950	34 718
8 MEAT NES FRESH, CHLD, FRZN	23 764	22 333	26 136	25 908	14 635	12 406
012 MEAT DRIED, SALTED, SMOKED	132 253	134 454	87 699	94 108	48 966	43 514
1 PIG MEAT DRIED, SLTD, SMKD	130 934	133 611	87 074	93 601	48 616	43 281
9 MEAT NES DRIED, SLTD, SMKD	1 319	843	625	507	350	233
014 MEAT PREPD, PRSVD, NES ETC	352 241	326 114	276 404	255 624	154 364	118 449
1 MEAT, FISH EXTRACTS, JUICES	738	397	2 090	746	1 162	342
2 SAUSAGES INCL TINNED	209 948	205 130	152 833	151 563	85 300	70 221
9 OTH PREPD, PRESVD MEAT	141 555	120 587	121 481	103 315	67 902	47 886
022 MILK AND CREAM	27 990 757	24 642 570	3 356 907	2 535 980	1 878 387	1 179 056
3 MILK AND CREAM FRESH	18 620 377	17 687 716	1 214 957	1 173 883	677 299	545 656
4 MILK, CREAM PRESERVED ETC	9 370 380	6 954 854	2 141 950	1 362 397	1 201 088	633 400
023 BUTTER	2 439 054	2 038 703	506 071	581 722	285 280	270 549
024 CHEESE AND CURD	3 033 810	2 967 740	1 761 271	1 825 576	981 066	845 224
025 EGGS, BIRDS, FRESH, PRSRVD	473 924	441 504	117 144	104 354	65 365	48 453
1 EGGS, BIRDS, FRSH IN SHELL	423 539	403 246	97 396	87 826	54 323	40 776
2 EGGS, BIRDS, FR NOT 1 SHL	50 385	38 258	19 748	16 528	11 046	7 717
034 FISH FRESH, CHILLED, FROZN	536 630	505 302	240 765	232 886	134 063	107 450
1 FISH FRESH, CHLD, EX FILLT	89 159	109 228	39 776	43 059	22 231	19 885
2 FISH FROZEN, EXCL FILLETS	167 320	141 328	43 616	47 979	24 284	22 066
3 FISH FILLETS, FRESH, CHLD	19 133	26 874	12 155	20 064	6 772	9 059
4 FISH FILLETS, FROZEN	261 018	225 872	145 218	121 784	80 766	56 444
035 FISH SALTED, DRIED, SMOKED	26 035	16 532	22 755	15 999	12 853	7 495
036 SHELL FISH FRESH, FROZEN	176 363	119 875	35 700	32 854	19 883	15 477
037 FISH ETC PREPD PRSVD NES	449 445	432 625	305 054	285 284	170 657	132 617
1 FISH PREPD, PRESVD NES	415 478	393 916	268 029	253 418	149 870	117 716
2 SHELL FISH PREPD, PRESVD	33 967	38 709	37 025	31 866	20 787	14 901
041 WHEAT ETC UNMILLED	22 615 143	21 429 518	597 714	761 776	332 683	352 646
1 DURUM WHEAT UNMILLED	341 368	89 822	9 125	6 296	5 060	3 051
2 OTHER WHEAT UNMILLED	22 273 775	21 339 696	588 589	775 480	327 623	349 595
042 RICE	319 881	416 330	46 431	61 814	26 976	28 398
1 RICE IN HUSK OR HUSKED	17 401	16 065	2 794	2 808	1 556	1 275
2 RICE SEMI-MILLED, MILLED	302 480	400 265	45 637	59 006	25 420	27 123
043 BARLEY UNMILLED	11 316 357	13 332 634	160 669	278 505	90 109	129 782
044 MAIZE UNMILLED	1 122 631	957 096	59 181	58 054	32 922	27 001
045 CEREALS NES UNMILLED	3 972 354	2 199 389	78 214	53 470	43 842	25 030
1 RYE UNMILLED	3 605 179	1 856 829	61 250	37 718	34 462	17 457
2 OATS UNMILLED	347 976	334 604	15 868	14 494	8 774	6 988
9 OTHER CEREALS UNMILLED	19 199	7 956	1 096	1 258	606	585
046 WHEAT ETC MEAL OR FLOUR	3 446 893	3 448 387	137 260	163 630	77 030	75 066
047 OTHER CEREAL MEALS, FLOUR	1 040 141	1 158 183	46 600	58 810	25 903	26 893
048 CEREAL ETC PREPARATIONS	5 851 431	5 317 826	1 296 877	1 196 791	722 767	556 043

4 IMPORTS AND EXPORTS (SPECIAL TRADE) BY GROUPS AND SUBGROUPS OF THE SITC-REV. II
4.2 EXPORTS

GROUP / SUBGROUP	1987 DT = 100 KG	1986	1987 1 000 DM	1986	1987 1 000 \$	1986
1 PREPD BREAKFAST FOOD ETC	1 088 482	1 022 812	184 546	179 760	102 483	83 414
2 MALT INCLUDING FLOUR	2 352 756	2 033 963	110 384	110 829	61 502	51 412
3 MACARONI, SPAGHETTI ETC	152 910	181 890	32 115	34 689	17 899	16 025
4 BAKERY PRODUCTS	1 936 067	1 782 913	831 014	739 257	443 380	344 091
8 OTH CEREAL PREPS, MALT EX	321 216	296 248	138 818	132 256	77 503	61 101
054 VEG ETC FRSH SMPLY PRSVD	9 954 959	8 557 218	478 923	470 106	268 113	215 547
1 POTATOES FRSH EXCL SWEET	7 234 867	6 015 628	119 805	101 637	67 265	48 513
2 LEGUMINOUS VEGTBLES DRY	137 814	231 963	22 055	32 556	12 225	14 777
4 TOMATOES FRESH	68 231	50 915	10 325	6 716	5 953	3 257
5 OTHER FRESH VEGETABLES	818 608	817 288	59 976	58 284	33 412	26 711
6 VEGETABLES SIMPLY PRESVD	318 240	350 512	49 665	56 587	27 817	25 919
8 EDIBLE VEG NES FRSH, DRY	1 377 199	1 090 912	217 097	214 326	121 441	96 370
056 VEGTBLES ETC PRSVD, PREPD	995 954	896 010	297 414	277 025	165 814	128 187
1 VEG DRIED EXCL LEGUMES	103 126	96 275	76 707	76 671	42 723	35 329
4 FLOUR ETC OF FRUIT, VEG	50 316	41 210	13 278	11 792	7 400	5 462
5 VEGTBLES PRSVD, PREPD NES	842 510	758 525	207 429	188 562	115 691	87 396
057 FRUIT, NUTS, FRESH, DRIED	1 822 704	1 688 202	369 205	338 303	205 129	155 884
1 ORANGES, TANGERINES ETC	269 222	228 853	29 906	27 118	16 735	12 200
2 LEMONS, GRAPEFRUIT ETC	137 227	124 645	17 556	16 263	9 718	7 716
3 BANANA, PLANTAIN, FRSH, DRY	299 590	253 230	37 223	30 762	20 601	14 089
4 APPLES FRESH	416 296	437 015	32 757	34 515	18 334	15 775
5 GRAPES FRESH OR DRIED	109 341	108 686	17 133	18 916	9 516	8 938
6 FIGS, FRESH OR DRIED	4 301	4 187	1 084	1 154	609	559
7 NUTS EDIBLE FRESH OR DRY	277 778	188 876	165 904	120 560	92 259	55 670
9 FRUIT FRESH OR DRIED NES	308 949	342 710	67 642	89 015	37 357	40 937
058 FRUIT PRESERVED, PREPARED	3 816 277	3 533 772	760 541	749 135	423 513	346 580
2 FRUIT PRESERVED BY SUGAR	2 126	1 020	1 364	842	768	396
3 FRUIT JAMS, JELLIES ETC	185 938	173 930	47 300	45 231	26 406	20 877
5 FRUIT OR VEGETABLE JUICE	2 900 293	2 669 399	423 474	430 050	235 599	198 639
6 FRUIT TEMPORARILY PRESVD	167 616	193 701	44 633	46 788	24 860	21 807
9 FRUIT PREPRD, PRESVD NES	560 304	495 722	243 770	226 224	135 880	104 861
061 SUGAR AND HONEY	14 977 335	12 464 014	770 215	847 985	428 909	392 494
1 RAW BEET AND CANE SUGAR	514 175	253 576	16 242	8 366	8 969	4 096
2 REFINED SUGAR ETC	12 622 629	10 351 691	559 851	623 645	311 723	288 429
5 MOLASSES	217 196	290 032	4 581	7 153	2 546	3 333
6 NATURAL HONEY	146 497	162 195	49 921	63 594	27 878	29 333
9 SUGARS AND SYRUPS NES	1 476 838	1 406 520	139 620	145 227	77 793	67 303
062 SUGAR PREPS NON-COCOA	554 732	606 441	250 747	282 925	139 510	130 598
071 COFFEE AND SUBSTITUTES	1 214 778	1 060 219	1 095 760	1 543 924	610 040	711 010
1 COFFEE GREEN, ROASTED, SUB	1 018 170	870 263	717 105	1 032 763	398 886	474 860
2 COFFEE EXTRACTS, ESSENCES	196 608	189 956	378 655	511 161	211 154	236 150
072 COCOA	733 968	747 634	468 671	646 177	260 685	297 590
1 COCOA BEANS RAW ROASTED	14 879	9 123	6 943	4 896	3 896	2 385
2 COCOA POWDER UNSWEETENED	284 274	270 636	97 344	110 669	54 225	51 177
3 COCOA BUTTER AND PASTE	434 815	467 875	364 384	530 612	202 564	244 028
073 CHOCOLATE AND PRODUCTS	1 184 764	1 099 085	710 405	697 868	396 993	325 920
074 TEA AND MATE	42 664	36 909	45 851	43 445	25 481	20 363
1 TEA	42 386	36 595	45 692	43 253	25 394	20 278
2 MATE	278	314	159	192	87	85
075 SPICES	66 966	58 909	72 480	67 566	40 486	31 218
1 PEPPER AND PIMENTO	25 452	19 358	23 851	21 328	13 357	9 828
2 SPICES, EXCL PEPPER, ETC	41 514	39 551	48 629	46 238	27 129	21 390
081 FEEDING STUFF FOR ANIMLS	49 436 626	47 173 402	2 064 503	2 033 206	1 152 796	942 534
1 HAY FODDER GREEN, DRY	7 431 473	13 125 368	90 170	140 240	50 003	65 868
2 BRAN, POLLARD, SHARPS, ETC	1 718 621	1 471 055	50 291	47 692	28 129	22 138
3 VEGETABLE OIL RESIDUES	21 775 095	14 944 786	770 349	629 701	429 086	290 463
4 MEAT OR FISH MEAL FODDER	2 952 712	3 004 978	185 917	209 464	103 740	96 363
9 FOOD WASTE AND FEED NES	15 558 725	14 627 215	967 776	1 006 109	541 838	467 702
091 MARGARINE AND SHORTENING	1 362 941	1 499 546	140 528	175 294	78 358	80 202
3 PIG, POULTRY FAT RENDERED	799 446	904 169	52 605	72 405	29 313	33 023
4 MARGARINE, EDIBLE FAT NES	563 495	595 377	87 923	102 889	49 045	47 179
098 EDIBLE PRODUCTS, PREPS NES	2 301 533	2 092 451	881 573	809 810	491 146	374 366
111 NON-ALCOHL BEVERAGES NES	69 899 114	66 201 910	214 642	206 404	119 419	94 906

4 IMPOITS AND EXPORTS (SPECIAL TRADE) BY GROUPS AND SUBGROUPS OF THE SITC-REV. II
4.2 EXPORTS

GROUP / SUBGROUP	1987 DT - 100 KG	1986	1987 1 000 DM	1986	1987 1 000 \$	1986
112 ALCOHOLIC BEVERAGES	6 182 003	7 780 466	1 514 288	1 642 491	844 559	761 543
1 WINE OF FRESH GRAPES ETC	2 642 393	2 515 404	734 454	872 666	410 787	405 480
2 CIDER, PERRY, MEAC ETC	43 038	38 230	8 365	8 166	4 709	3 799
3 BEER, ALE, STOUT, PORTER	5 343 393	5 098 531	673 444	672 634	374 308	310 749
4 DISTILLED ALCOHOLIC BEVS	153 175	128 301	98 025	89 025	54 755	41 515
121 TOBACCO UNMNFCTR, REFUSE	155 637	106 013	74 336	67 804	41 508	31 516
1 TOBACCO, NOT STRIPPED	74 854	33 247	12 415	8 624	6 979	3 972
2 TOBACCO STRIPPED	52 618	44 517	59 406	55 972	33 105	26 040
3 TOBACCO REFUSE	28 165	28 249	2 515	3 208	1 424	1 504
122 TOBACCO MFRS	554 668	638 839	1 292 346	1 446 680	719 236	668 636
1 CIGARS, CHEROOTS	6 374	6 583	36 293	36 491	20 260	16 917
2 CIGARETTES	460 555	562 288	1 143 270	1 312 146	636 173	605 916
3 OTHER MFD TOBACCO	87 739	69 968	112 783	98 043	62 803	45 803
211 HIDES, SKINS, UNDRESSED	1 443 602	1 419 336	473 915	518 723	264 854	239 309
1 BOVINE, EQUINE HIDES	1 268 002	1 251 067	392 139	440 881	219 156	203 484
2 CALF AND KIP SKINS	79 424	75 954	43 762	49 819	24 440	22 913
4 GOAT AND KID SKINS	296	190	254	429	144	205
6 SHEEP SKIN COMMON W WOOL	72 704	50 378	30 973	18 268	17 308	8 394
7 SHEEP SKIN WITHOUT WOOL	1 773	2 303	2 215	2 323	1 239	1 075
9 SKIN NES, WASTE, USED LTHR	21 403	39 444	4 572	7 003	2 567	3 238
212 FUR SKINS UNDRESSED	3 299	1 996	40 056	47 286	22 459	21 514
222 SEEDS FOR SOFT/FIXED OIL	3 965 849	1 684 636	405 205	185 097	224 967	86 845
1 GROUNDNUTS GREEN	60 940	66 629	10 992	13 614	6 140	6 317
2 SOYA BEANS, EXCL FLOUR	52 475	90 669	3 625	6 533	2 008	3 006
3 COTTON SEED, EXCL FLOUR	-	-	-	-	-	-
4 SUNFLOWER SEEDS	27 625	24 195	2 906	3 173	1 633	1 467
5 SESAME SEEDS	3 502	8 309	767	1 900	422	881
6 RAPE AND COLZA SEEDS	3 821 307	1 494 834	386 915	159 877	214 764	75 174
223 SEEDS FOR OTH FIXED OILS	92 447	100 699	14 463	15 459	8 070	7 162
1 COPRA EXCL FLOUR, MEAL	-	-	-	-	-	-
2 PALM NUTS AND KERNELS	799	-	87	-	50	-
4 LINSEED, EXCL FLOUR, MEAL	8 432	9 505	1 961	2 293	1 091	1 048
5 CASTOR OIL SEED	80	80	13	10	7	4
8 OIL SEEDS & FRUIT NES	30 246	38 734	6 424	6 930	3 590	3 217
9 OIL SEED FLOUR AND MEAL	52 890	52 380	5 978	6 226	3 332	2 893
232 NATURAL RUBBER, GUMS	72 309	51 377	14 752	12 076	8 213	5 569
233 RUBBER, SYNTHETIC, RECLAIMD	3 762 423	3 612 925	807 277	887 073	450 069	407 805
1 SYNTHETIC RUBBER ETC	3 382 549	3 212 143	776 031	850 416	432 716	390 832
2 RCLMD, SCRAP UNHARDND RUB	379 874	400 782	31 246	36 657	17 353	16 973
244 CORK RAW AND WASTE	2 018	1 026	538	526	295	240
245 FUEL WOOD NES, CHARCOAL	118 570	88 706	7 852	7 758	4 371	3 537
246 PULPWOOD, CHIPS, WOODWASTE	19 599 222	20 556 614	234 015	254 119	130 224	118 236
247 OTH WOOD ROUGH, SQUARED	10 698 823	10 765 812	237 007	243 379	131 995	112 397
1 SAW-, VENEER-LOGS CONIFER	6 886 922	6 606 368	140 976	135 203	78 519	62 622
2 SAW- VENEER-LOGS NON-CON	2 342 341	2 656 886	59 480	69 709	33 073	31 956
9 PTPROPS, POLES, PILING, ETC	1 469 560	1 502 558	36 551	38 467	20 403	17 819
248 WOOD SHAPED	8 682 226	8 574 717	612 766	605 463	342 020	280 289
1 RAILWAY SLEEPERS, TIES	275 424	290 361	15 802	14 561	8 750	6 799
2 LUMBER SHAPED CONIFER	5 284 352	5 025 509	374 024	355 977	208 553	164 622
3 LUMBER SHAPED NON-CONIFR	3 122 450	3 258 847	222 940	234 925	124 717	108 868
251 PULP AND WASTE PAPER	11 694 271	10 774 509	331 022	313 210	185 009	144 709
1 WASTE PAPER	10 141 631	9 426 001	150 432	150 276	83 966	69 258
2 MECHANICAL WOOD PULP	8 882	7 277	419	388	249	176
6 CHEM WOOD PULP DISSOLVNG	644 931	435 078	69 474	50 429	39 029	23 547
7 SULPHATE WOOD PULP	29 712	20 970	3 898	2 360	2 164	1 084
8 SULPHITE WOOD PULP	851 991	866 605	103 632	105 404	57 855	46 661
9 OTHER CELLULOSIC PULPS	17 124	18 578	3 167	4 353	1 746	1 983
261 SILK	5 978	4 986	13 476	10 046	7 570	4 632
3 RAW SILK NOT THROWN	248	25	1 437	191	828	87
4 SILK WORM COCOONS, WASTE	5 730	4 961	12 039	9 855	6 742	4 545
263 COTTON	728 255	609 261	130 007	126 873	72 425	57 975

4 IMPORTS AND EXPORTS (SPECIAL TRADE) BY GROUPS AND SUBGROUPS OF THE SITC-REV. II
4.2 EXPORTS

GROUP / SUBGROUP	1987 DT = 100 KG	1986	1987 1 000 DM	1986	1987 1 000 \$	1986
1 RAW COTTON, EXCL LINTERS	213 616	137 166	52 564	41 800	29 147	19 085
2 COTTON LINTERS	268 834	248 595	49 089	56 338	27 477	25 783
3 COTTON WASTE UNCOMBED	245 127	222 905	28 039	28 468	15 626	12 988
4 COTTON CARDED COMBED	678	595	315	267	175	119
264 JUTE, OTH TEX BAST FIBRES	3 258	22 752	192	1 725	107	778
265 VEG FIBRE, EXCL COTN JUTE	11 055	18 551	1 836	2 551	1 015	1 205
1 FLAX & RAMIE, TOW & WASTE	3 793	6 036	927	953	512	451
2 TRUE HEMP, TOW, WASTE	200	561	213	361	118	167
4 AGAVE FIBRES AND WASTE	4 345	7 688	326	575	180	265
5 MANILA FIBRE, TOW, WASTE	1 293	1 466	180	311	100	155
9 VEG TEXT FIBRE, WASTE, NES	1 424	2 780	190	351	105	167
266 SYNTHETIC FIBRE TO SPIN	3 550 307	3 167 804	1 329 172	1 372 440	740 594	631 819
5 DISCN SYNTH FIBRE UNCOMBED	2 586 070	2 253 398	949 526	955 193	529 481	440 159
6 CONTIN FILAMNT TOW SYNTH	890 563	823 132	337 963	361 310	187 794	165 966
7 DISCN SYNTH FIBRE COMBED	73 674	91 274	41 683	55 937	23 319	25 694
267 OTHER MAN-MADE FIBRES	972 858	894 849	295 328	313 674	165 006	144 376
1 REGENERATO FIBRE TO SPIN	599 990	520 357	249 824	254 477	139 646	117 286
2 WASTE OF MAN-MADE FIBRES	372 868	374 492	45 504	59 197	25 360	27 090
268 WOOL (EXC TOPS), ANML HAIR	196 250	156 131	134 462	107 522	75 111	49 351
1 WOOL GREASY, FLEECE-WSHED	33 616	31 221	11 248	11 109	6 202	5 177
2 WOOL DEGREASED	62 276	43 405	47 090	34 287	26 385	15 729
3 FINE HAIR UNCOMBED	5 015	2 522	22 380	13 549	12 506	6 196
5 COARSE HAIR UNCOMBED	3 875	6 018	3 899	5 868	2 163	2 693
6 WASTE OF WOOL, HAIR NES	82 394	66 426	35 169	33 861	19 621	15 502
7 WOOL OR HAIR COMBED	9 074	6 539	14 676	8 848	8 234	4 054
269 WASTE OF TEXTILE FABRICS	1 598 239	1 591 780	142 521	167 927	79 536	77 240
271 FERTILIZERS, CRUDE	1 700 369	1 537 770	11 888	10 590	6 656	4 888
1 ANIMAL, VEG FERTILZR, CRUDE	1 190 885	1 078 950	7 368	6 264	4 118	2 891
2 NATURAL SODIUM NITRATE	10	-	1	-	1	-
3 NATURAL PHOSPHATES NES	29 890	24 814	702	607	388	276
4 NTRL POTASSIC SALTS, CRDE	479 584	434 006	3 817	3 719	2 149	1 721
273 STONE, SAND AND GRAVEL	205 483 988	197 757 267	332 992	323 559	185 730	150 948
1 BLDG, DIMENSION STONE	6 633 854	6 369 436	23 347	22 298	13 000	10 428
2 CALCAREOUS STONE	4 402 144	3 661 840	45 269	39 791	25 266	18 377
3 SAND, EXCL METAL-BEARING	79 218 016	75 031 031	85 079	81 999	47 443	38 247
4 GRAVEL, CRUSHED STONE	115 229 974	112 694 960	179 297	179 471	100 021	83 896
274 SULPHUR ETC	7 657 274	6 873 292	171 538	240 568	95 591	110 539
1 SULPHUR	7 643 276	6 860 395	169 672	238 853	94 554	109 742
2 IRON PYRITES UNROASTED	13 998	12 897	1 866	1 715	1 037	797
277 NATURAL ABRASIVES NES	3 086 714	3 035 516	53 186	56 776	29 622	26 345
1 INDUSTRIAL DIAMONDS	-	-	7 215	8 488	4 016	3 914
2 OTHER NATURAL ABRASIVES	3 086 714	3 035 516	45 971	48 288	25 606	22 431
278 OTHER CRUDE MINERALS	106 885 131	114 248 718	648 569	645 103	361 387	297 942
2 REFRACTORY MINERALS NES	23 012 502	22 912 095	262 550	254 406	146 385	117 712
3 SALT	21 462 830	22 907 300	98 296	101 467	54 763	46 814
4 ASBESTOS CRDE, SPLY WRKD	12 189	7 773	1 184	1 171	652	542
5 QUARTZ, MICA, FELSPAR, ETC	1 056 983	976 389	24 448	24 219	13 657	11 184
6 SLAG, SCALINGS, CROSS, ETC	38 135 297	40 384 927	55 601	59 336	31 072	27 552
9 MINERALS CRUDE NES	23 205 330	27 060 234	206 490	204 504	114 858	94 128
281 IRON ORE, CONCENTRATES	248 362	211 712	1 530	1 299	859	597
4 ROASTED IRON PYRITES	190 281	165 808	240	213	138	96
5 IRON ORE CONC NOT AGGLOM	58 081	34 084	1 290	993	721	459
6 IRON ORE AGGLOMERATES	-	11 820	-	93	-	42
282 IRON AND STEEL SCRAP	42 177 012	34 183 890	796 537	795 345	446 452	365 322
286 URANIUM, THORIUM ORE, CONC	93 381	33 971	232	84	131	43
287 BASE METAL ORES, CONC NES	4 260 158	4 238 957	287 806	301 265	160 295	138 121
1 COPR ORE ETC INC CEMNT CP	1 936	8 276	114	845	61	376
2 NICKEL ORES, CONCENTRATES	11 977	17 274	7 857	13 866	4 318	6 198
3 ALUMINIUM ORES, ALUMINA	2 747 339	2 769 282	197 073	185 683	109 806	85 458
4 LEAD ORES, CONCENTRATES	107 702	98 219	2 695	2 481	1 502	1 138
5 ZINC ORES, CONCENTRATES	1 030 056	966 085	40 931	39 810	22 802	18 270
6 TIN ORES, CONCENTRATES	-	1 376	-	2 233	-	914
7 MANGANESE ORE, CONCENTRTE	21 714	9 996	1 129	986	634	449
9 NONFER ORE, CONCNRTE NES	339 434	368 449	38 007	55 361	21 172	25 318

4 IMPORTS AND EXPORTS (SPECIAL TRADE) BY GROUPS AND SUBGROUPS OF THE SITC-REV. II
4.2 EXPORTS

GROUP / SUBGROUP	1987 DT = 100 KG	1986	1987 1 000 DM	1986	1987 1 000 \$	1986
288 NONFERR METAL SCRAP NES	4 748 505	4 736 067	562 517	496 903	315 201	229 232
1 METALIFEROUS NONFER WSTE	2 074 342	2 634 554	113 372	120 475	63 341	55 498
2 OTH NONFER MTL SCRAP NES	2 674 163	2 101 513	449 145	376 428	251 860	173 734
289 PREC METAL ORE,WASTE NES	12 711	11 779	14 749	13 826	6 285	6 447
291 CRUDE ANIMAL MTRIALS NES	1 888 147	1 733 985	366 546	351 316	204 470	162 819
1 BONES, IVORY, HORNS, ETC	998 816	866 190	27 434	27 426	15 286	12 679
9 OTH ANIMAL MATERIALS NES	889 331	867 795	339 112	323 890	189 184	150 140
292 CRUDE VEG MATERIALS NES	938 540	943 586	766 811	795 491	428 049	367 310
2 NAT GUMS, RESINS, LACS, ETC	48 854	55 717	53 073	80 062	29 549	37 110
3 VEG PLAITING MATERIALS	16 812	19 174	5 241	6 858	2 901	3 174
4 VEG USED IN PHARMACY ETC	97 159	101 941	79 644	83 771	44 408	38 786
5 SEEDS, ETC FOR PLANTING	119 237	126 970	166 035	185 126	92 325	84 251
6 LIVE PLANTS, BULBS, ETC	476 671	469 457	203 465	195 485	113 753	91 723
7 CUT FLOWERS, FOLIAGE	89 447	55 510	41 841	34 678	23 736	16 245
9 OTH CRUDE VEG MATERIALS	120 360	114 617	217 512	209 511	121 377	96 021
322 COAL, LIGNITE, PEAT	74 179 926	83 909 569	1 424 769	1 810 159	794 392	835 196
1 ANTHRACITE, NOT AGGLOMRTO	13 905 310	18 314 345	517 097	707 493	288 245	325 605
2 OTH COAL, NOT AGGLOMERATED	42 324 181	48 694 308	686 607	896 053	382 886	414 260
3 LIGNITE, NOT AGGLOMERATED	4 266 692	4 416 755	47 328	52 094	26 518	23 841
4 PEAT, NOT AGGLOMERATED	13 683 743	12 484 161	173 737	154 519	96 743	71 490
323 BRIQUETS, COKE, SEMI-COKE	34 437 648	43 478 919	1 079 409	1 484 621	600 998	679 956
1 BRIQUETTES, OVOIDS ETC	7 915 580	9 572 475	192 067	272 361	107 079	124 816
2 COKE, SEMI-COKE, RTRT CRBN	26 522 068	33 906 444	887 342	1 212 260	493 919	555 140
333 CRUDE PETROLEUM	11 935	396	291	41	159	19
334 PETROLEUM PRODUCTS, REFIN	57 726 973	58 601 623	2 502 781	2 966 966	1 396 444	1 356 412
1 GASOLINE, OTH LIGHT OILS	9 387 915	11 059 201	375 625	523 311	208 846	240 130
2 KEROSENE, OTH MEDIUM OILS	15 248 291	13 902 882	592 772	708 149	331 249	322 014
3 GAS OILS	8 800 711	9 192 856	301 850	403 792	169 145	183 753
4 FUEL OILS, NES	19 615 727	19 986 500	394 285	438 835	219 942	198 442
5 LUBS PETROLEUM OILS NES	4 670 329	4 460 184	836 249	892 879	467 242	412 073
335 RESIDUAL PETRLM PROC NES	16 998 427	15 683 027	745 520	834 406	415 177	384 997
1 MINERAL JELLY, WAX	1 759 665	1 794 494	210 923	241 853	117 563	111 166
2 MINERAL TARS AND PRODUCTS	3 942 564	3 629 251	155 455	164 461	86 644	75 131
3 MIN TAR PITCH, PITCH COKE	2 382 825	2 450 413	120 099	146 834	66 956	67 700
4 PETROLUM BITUMEN, COKE NES	8 913 373	7 808 869	259 043	281 858	144 014	131 000
341 GAS NATURAL AND MANUFCTD	16 817 819	13 442 845	463 686	618 905	259 319	280 504
3 PETROLM GASES, LIQUEFIED	4 287 252	4 201 277	131 545	164 175	73 236	74 377
4 PETROLM GASES, GASEOUS	12 530 567	9 241 568	332 141	454 730	186 083	206 127
5 COAL GAS, WATER GAS ETC	-	-	-	-	-	-
351 ELECTRIC ENERGY, MWH	12 792 367	12 422 858	887 480	896 339	495 920	405 667
411 ANIMAL OILS AND FATS	2 322 952	2 289 480	142 139	163 759	79 221	74 928
1 OILS OF FISH, WHALES ETC	27 853	26 649	2 830	2 381	1 591	1 094
3 ANIML OIL, FAT, GREASE NES	2 295 099	2 262 831	139 309	161 378	77 630	73 834
423 FIXED VEG OILS, SOFT	8 466 666	7 603 669	565 938	703 327	315 857	322 544
2 SOYA BEAN OIL	2 282 391	1 992 866	154 317	193 679	86 054	88 721
3 COTTON SEED OIL	50 392	51 378	5 311	6 817	2 888	3 124
4 GROUNDNUT, PEANUT OIL	7 778	11 589	1 297	2 833	721	1 290
5 OLIVE OIL	2 432	1 841	1 247	1 061	694	489
6 SUNFLOWER SEED OIL	980 318	708 450	86 270	89 411	48 534	40 760
9 OTH FIXED VEG OILS, SOFT	5 143 355	4 837 545	317 496	409 526	176 966	188 160
424 FIXED VEG OIL NONSOFT	1 753 825	1 719 464	158 782	219 261	88 547	100 931
1 LINSEED OIL	465 716	668 461	32 534	73 706	17 976	34 093
2 PALM OIL	275 970	360 665	25 507	41 305	14 189	18 970
3 COCONUT(COPRA)OIL	210 646	196 977	23 221	28 536	12 868	13 198
4 PALM KERNEL OIL	7 391	12 899	957	1 783	539	831
5 CASTOR OIL	55 305	47 823	9 890	9 463	5 517	4 341
9 FIXED VEGETABLE OILS NES	738 797	432 639	66 673	64 468	37 438	29 498
431 PROCESD ANML VEG OIL, ETC	4 620 491	4 651 453	455 388	603 267	253 386	276 404
1 PROCESD ANML VEG OIL NES	351 009	324 436	72 812	79 706	40 412	36 599
2 HYDROGENATED OIL, FAT	1 731 970	1 899 799	182 865	274 121	101 638	125 745
3 FATTY ACIDS ETC, RESIDUES	2 530 043	2 461 116	194 050	244 443	108 182	111 767
4 ANIMAL, VEGETABLE WAXES	7 469	6 102	5 661	4 997	3 154	2 293
511 HYDROCARBONS NES, DERIVS	18 983 907	19 805 642	1 925 453	2 013 608	1 073 440	922 373

4 IMPORTS AND EXPORTS (SPECIAL TRADE) BY GROUPS AND SUBGROUPS OF THE SITC-REV. II
4.2 EXPORTS

GROUP / SUBGROUP	1987 DT * 100 KG	1986	1987 1 000 DM	1986	1987 1 000 \$	1986
1 ACYCLIC HYDROCARBONS	2 996 002	2 441 873	265 756	271 947	148 463	123 343
2 CYCLIC HYDROCARBONS	8 262 153	8 412 092	814 996	711 514	453 647	326 472
3 HALOG DERIV OF HYDROCARB	7 387 358	6 600 284	749 824	933 163	418 275	427 478
4 HYDROCARB DERIV NONHALOG	338 394	351 393	94 875	96 984	53 055	45 080
512 ALCOHOLS PHENOLS, ETC	14 051 269	13 490 889	2 373 655	2 472 071	1 323 578	1 137 870
1 ACYCLIC ALCOHOLS, DERIVS	11 405 254	10 717 953	1 723 247	1 789 176	961 252	809 796
2 CYCLIC ALCOHOLS, DERIVS	79 927	74 811	58 190	68 845	32 372	31 464
3 PHENOLS, PHEN ALCS, DERIVS	2 566 088	2 697 925	592 218	644 050	329 954	296 610
513 ORGANIC ACIDS, ETC	12 948 292	12 274 893	2 611 062	2 773 456	1 455 283	1 276 023
7 MONOACIDS AND DERIVS	6 532 441	5 881 799	1 379 596	1 375 615	768 475	633 025
8 POLYACIDS AND DERIVS	5 845 459	5 771 388	870 453	912 352	485 198	419 532
9 OXY-FUNCT ACIDS, DERIVS	570 392	621 706	361 013	485 489	201 610	223 466
514 NITROGEN-FUNCTN COMPOUNDS	6 737 699	6 166 967	4 309 764	4 232 692	2 400 619	1 942 310
5 AMINE-FUNCTION COMPOUNDS	1 599 329	1 570 203	757 101	874 390	445 174	402 502
6 OXYGEN-FUNCT AMINO-CMPDS	1 428 030	1 331 015	1 068 141	1 482 657	596 386	671 509
7 AMIDE-FUNCT CMPD, EXC UREA	966 737	780 852	1 220 094	708 137	675 880	330 053
8 OTH NITROGEN FUNCT CMPDS	2 743 603	2 484 917	1 224 428	1 167 308	683 179	538 246
515 ORG-INORG COMPOUNDS ETC	2 502 645	2 423 381	3 019 496	2 888 536	1 682 476	1 327 902
4 ORGANO-SULPHUR COMPOUNDS	623 814	677 316	418 111	463 525	233 003	213 466
5 OTHR ORG-INORG COMPOUNDS	299 070	289 869	347 495	368 077	193 623	169 796
6 HETEROCYCLIC CMPDS ETC	1 558 898	1 435 145	2 071 139	1 895 086	1 154 041	870 554
7 SULPHONAMIDES, ETC	20 863	21 051	182 751	161 848	101 809	74 086
516 OTHER ORGANIC CHEMICALS	8 662 466	8 224 163	1 808 897	1 928 670	1 009 745	888 282
1 ETHERS, EPOXIDES, ACETALS	4 957 189	4 644 487	706 186	768 630	394 591	353 637
2 ALDEHYDE ETC FUNCT CMPDS	3 074 309	2 945 513	547 977	574 400	305 820	264 432
3 INORGANIC ESTERS, ETC	395 102	419 040	262 932	301 307	146 682	138 926
9 OTHER ORGANIC CHEMICALS	235 866	215 123	291 802	284 333	162 652	131 087
522 INORG ELEMENTS, OXIDES, ETC	42 860 330	38 921 211	2 532 059	2 653 616	1 411 022	1 220 337
1 CHEMICAL ELEMENTS	3 064 052	2 814 494	486 680	541 843	271 114	249 294
2 INORGANIC ACIDS ETC	12 291 806	11 447 860	579 094	570 807	323 036	263 225
3 HALGN, SULPHR CMPD NONMET	679 953	761 131	107 849	125 362	60 027	57 633
4 ZINC, IRON, LEAD ETC OXIDE	2 607 179	2 646 704	600 176	649 625	333 801	298 878
5 INORGANIC BASES ETC NES	24 217 540	21 251 022	758 260	765 979	423 044	351 307
523 OTHR INORGANIC CHEMICALS	22 000 543	21 550 081	2 134 252	2 223 351	1 189 649	1 025 900
1 METAL CMPD OF INORG ACID	9 600 265	9 272 167	628 534	649 780	350 622	299 400
2 CONTINUATION OF 5231	11 054 456	11 055 307	932 300	987 432	519 089	455 843
3 METALLIC ACID SALTS ETC	401 443	291 371	300 731	294 208	167 892	136 096
9 INORG CHEM PRODUCTS NES	944 375	931 236	272 687	291 931	152 046	134 561
524 RADIOACTIVE ETC MATERIAL	19 754	24 461	694 541	648 822	386 908	300 840
1 RADIOACTIVE ELEMENTS ETC	12 617	18 998	672 144	637 679	374 384	295 633
9 OTH RADIOACTIVE ETC MTLs	7 137	5 463	22 397	11 143	12 524	5 207
531 SYNT DYE, NAT INDGO, LAKES	1 625 670	1 543 136	3 278 317	3 203 029	1 826 294	1 478 377
1 SYNTH ORGANIC DYESTUFFS	1 086 905	1 038 252	2 688 470	2 608 295	1 498 160	1 204 126
2 SYNTH LUMIN, INDGO, LAKES	538 765	504 886	589 847	594 734	326 134	274 251
532 DYES NES, TANNING PRODS	1 027 338	1 063 619	229 759	245 632	127 839	113 304
2 DYE, TANN EXTRACTS, TANNINS	8 798	5 569	12 999	10 988	7 231	5 067
3 SYNTHETIC TANNING PRODS	1 018 540	1 058 050	216 760	234 644	120 608	108 237
533 PIGMENTS, PAINTS, ETC	9 120 874	8 619 716	3 795 385	3 572 252	2 114 582	1 654 268
1 COLOURING MATERIAL NES	2 921 415	2 718 984	1 113 813	1 019 488	620 084	471 720
2 PRINTING INKS	506 675	439 366	360 422	326 185	201 357	151 293
4 VARNISH, DISTEMPER, ETC	2 376 213	2 254 426	1 611 978	1 546 930	857 501	716 035
5 GLAZES, DRIERS, PUTTY ETC	3 316 571	3 206 942	709 172	679 649	395 640	315 220
541 MEDICINAL ETC PRODUCTS	1 184 953	1 166 970	7 268 547	7 111 208	4 053 348	3 286 929
1 VITAMINS, PROVITAMINS	193 365	191 480	689 459	706 704	383 620	326 061
2 ANTIBIOTICS	23 547	19 571	305 761	393 613	169 626	181 304
4 VEG ALKALOIDS AND DERIVS	81 055	81 721	468 894	431 450	261 565	199 435
5 HORMONES	1 415	1 499	301 202	310 215	167 733	142 991
6 GLYCOSIDES, GLANDS, SERA	21 410	24 080	316 373	314 366	175 936	143 893
7 MEDICAMENTS	732 598	706 085	4 433 094	4 246 604	2 474 978	1 964 380
9 PHARMACEUTICAL GOODS	131 543	142 534	753 764	708 256	419 890	326 865
551 ESSENTL OIL, PERFUME, ETC	169 526	147 899	424 083	406 098	236 174	187 230
3 ESSENTIAL OILS ETC	11 748	10 317	21 965	21 566	12 233	9 915
4 MIXED PERFUME SUBSTANCES	157 778	137 582	402 118	384 532	223 941	177 315
553 PERFUMERY, COSMETICS, ETC	972 436	913 381	1 149 344	1 095 179	640 007	506 752
554 SOAPS, CLEANING ETC PREPS	7 764 470	6 394 977	1 985 598	1 833 456	1 107 320	846 617

4 IMPORTS AND EXPORTS (SPECIAL TRADE) BY GROUPS AND SUBGROUPS OF THE SITC-REV. 11
4.2 EXPORTS

GROUP / SUBGROUP	1987 DT = 100 KG	1986	1987 1 000 DM	1986	1987 1 000 \$	1986
1 SOAPS	313 660	321 559	114 446	133 174	63 801	61 877
2 WASHING PREPARATIONS ETC	7 162 365	5 806 593	1 761 628	1 600 274	982 432	738 497
3 POLISHES ETC	288 445	266 825	109 524	100 008	61 087	46 243
562 FERTILIZERS MANUFACTURED	52 450 734	46 732 745	1 217 450	1 308 657	679 006	599 190
1 CHEM NITROGENOUS FERTILZR	16 421 764	14 500 683	337 942	356 025	188 654	163 096
2 CHEM PHOSPHATIC FERTILZR	672 973	862 811	10 591	16 887	5 891	7 687
3 CHEM POTASSIC FERTILIZER	22 971 888	21 772 863	475 135	546 436	265 191	250 176
9 FERTILIZERS NES	12 364 112	9 596 388	393 782	389 309	219 270	178 231
572 EXPLOSIVES, PYROTECH PROD	128 344	111 350	151 107	155 355	84 481	72 745
1 PREPARED EXPLOSIVES	84 860	71 310	39 881	44 388	22 274	20 679
2 FUSES, PRIMERS, DETONATORS	11 338	11 779	50 593	54 583	28 248	25 329
3 PYROTECHNIC PRODUCTS	32 146	28 261	60 633	56 384	33 959	26 737
582 PROD OF CONDENSATION ETC	13 953 798	12 940 996	6 350 097	6 258 440	3 537 650	2 885 129
1 PHENOPLASTS	839 486	759 133	237 336	218 619	132 419	100 985
2 AMINOPLASTS	2 924 399	2 601 447	484 126	485 773	270 002	223 970
3 ALKYDS, OTHER POLYESTERS	3 408 146	3 306 198	1 693 448	1 752 420	942 890	804 880
4 POLYAMIDES	1 921 709	1 731 575	1 163 876	1 099 808	648 604	507 755
5 POLYURETHANES	1 293 143	1 259 575	804 371	799 556	448 201	369 368
6 EPOXIDE RESINS	533 680	495 452	322 905	319 241	179 627	147 043
7 SILICONES	488 121	460 555	511 835	491 831	285 554	227 485
8 ION EXCH, CONDENS ETC TYPE	422	723	592	951	327	432
9 OTH CONDENSATION ETC PROD	2 544 692	2 326 338	1 131 608	1 090 241	630 126	503 211
583 PROD OF POLYMERIZING ETC	39 159 063	35 490 614	10 989 897	10 287 121	6 126 982	4 748 390
1 POLYETHYLENE	9 624 425	8 832 786	2 114 989	2 058 672	1 179 926	947 744
2 POLYPROPYLENE	3 068 677	2 586 818	890 756	765 585	497 266	353 229
3 POLYSTYRENE, ITS COPOLYMR	7 737 279	6 822 123	2 116 583	1 883 222	1 180 382	869 628
4 POLYVINYL CHLORIDE	9 846 815	9 185 229	2 932 604	2 790 454	1 635 289	1 289 991
5 VINYL CHLOR, ACET COPOLYM	356 103	362 350	79 403	83 024	44 267	38 453
6 ACRYLIC POLYMERS ETC	2 405 026	2 125 461	930 298	852 080	517 597	394 256
7 POLYVINYL ACETATE	608 377	557 429	133 299	133 524	74 217	61 645
8 ION EXCH, POLYMR ETC TYPE	93 315	107 203	65 067	76 234	36 401	35 229
9 OTH PLYMRIZATION ETC PROD	5 419 046	4 911 215	1 726 918	1 644 326	961 637	788 215
584 CELLULOSE DERIVATIVES ETC	950 786	913 539	708 444	737 700	394 419	339 896
1 REGENERATED CELLULOSE	110 427	126 193	186 314	200 307	103 750	92 247
2 CELLULOSE NITRATES	192 908	183 168	88 457	89 590	49 191	41 469
3 CELLULOSE ACETATES	102 996	81 905	71 024	73 407	39 559	33 715
9 OTH CELL DERIV, VULC FBRE	544 455	522 273	362 649	374 396	201 919	172 465
585 PLASTIC MATERIALS NES	973 620	645 164	277 612	285 029	154 913	117 768
1 MODIFIED NATL RESINS ETC	80 840	64 265	19 526	24 922	10 852	11 491
2 OTH ART PLASTIC MTLN NES	922 780	580 899	258 086	230 107	144 061	106 277
591 PESTICIDES, DISINFECTANTS	1 663 598	1 941 490	1 933 849	2 374 777	1 076 540	1 082 085
1 INSECTICIDES, RETAIL ETC	243 629	394 089	390 666	522 278	218 012	236 188
2 FUNGICIDES, RETAIL ETC	543 688	609 125	587 177	897 766	326 348	408 753
3 HERBICIDES, RETAIL ETC	461 239	540 904	657 881	661 710	366 002	302 897
4 DISINFECTANTS ETC, RETAIL	415 042	397 372	298 125	293 022	166 178	134 247
592 STARCH, INULIN, GLUTEN, ETC	3 714 975	3 075 588	810 784	814 231	451 598	376 776
1 STARCHES, INULIN, GLUTEN	2 093 408	1 580 979	144 981	158 281	80 817	73 123
2 ALBUMINOIDAL SUBST, GLUES	1 621 567	1 494 609	665 803	655 950	370 781	303 653
598 MISC CHEMICAL PRODS NES	29 485 252	25 961 771	6 505 719	6 198 023	3 628 060	2 864 834
1 CHEMICALS FROM WOOD, RESIN	1 216 842	1 131 631	59 574	60 526	33 261	28 013
2 ANTI-KNOCK PREPS, ETC	1 067 146	895 685	370 678	354 058	207 657	164 183
3 ORGANIC CHEM PRODS NES	1 013 109	957 191	358 071	352 185	199 458	163 436
9 CHEM PRODS AND PREPS NES	26 188 155	22 977 264	5 717 396	5 431 254	3 187 684	2 509 202
601 INDUSTRIAL PLANT, CHAP 62	-	-	-	-	-	-
602 INDUSTRIAL PLANT, CHAP 68	579	207	91	18	51	9
603 INDUSTRIAL PLANT, CHAP 69	475	5 094	136	902	74	422
604 INDUSTRIAL PLANT, CHAP 70	6	59	6	13	3	7
605 INDUSTRIAL PLANT, CHAP 73	224 379	210 791	390 672	362 978	217 015	169 506
606 INDUSTRIAL PLANT, CHAP 76	82	324	220	386	128	175
607 INDUSTRIAL PLANT, CHAP 82	753	1 795	13 203	16 936	7 566	7 810
611 LEATHER	363 885	343 245	869 182	900 491	485 607	416 306

4 IMPORTS AND EXPORTS (SPECIAL TRACE) BY GROUPS AND SUBGROUPS OF THE SITC-REV. II
4.2 EXPORTS

GROUP / SUBGROUP	1987 DT # 100 KG	1986	1987 1 000 DM	1986	1987 1 000 \$	1986
2 LEATHER ARTIFIC, RECONST	151 721	148 607	60 852	59 652	33 905	27 669
3 CALF LEATHER	16 241	15 773	126 800	123 228	70 757	56 932
4 LEATHR BOVINE NES, EQUINE	168 297	155 609	469 540	530 911	262 455	245 268
5 LEATHER FROM SHEEP, LAMBS	11 158	8 277	112 066	86 745	62 599	40 216
6 LEATHER NES	12 667	10 425	83 478	80 713	46 768	37 351
8 LEATHER SPECIALLY FINCHD	3 801	4 554	16 446	19 242	9 123	8 870
612 LEATHER ETC MANUFACTURES	143 987	141 822	342 798	319 928	191 238	147 828
1 LEATHER BELTING ETC	1 753	1 704	18 594	20 507	10 361	9 480
2 HARNESS-MAKERS GOODS	7 562	6 430	33 703	32 101	18 797	14 978
3 PREP. PARTS OF FOOTWEAR	127 846	126 266	265 797	241 886	148 286	111 544
9 LEATHER MANUFACTURES NES	6 326	7 422	24 704	25 434	13 794	11 826
613 FUR SKINS TANNED, DRESSED	28 799	29 600	637 831	639 155	353 283	295 608
621 MATERIALS OF RUBBER	1 414 743	1 481 857	904 395	957 440	504 277	441 318
625 RUBBER TYRES, TUBES	4 038 104	3 657 315	2 632 266	2 502 259	1 467 484	1 156 642
1 TYRES NEW FOR MOTOR CARS	1 819 545	1 605 038	1 469 381	1 369 905	818 664	633 981
2 TYRES, NEW, BUS OR LORRY	1 046 589	950 506	734 422	701 300	410 035	324 356
3 TYRES NEW FOR AIRCRAFT	674	1 038	1 865	1 893	1 029	876
4 TYRES, NEW, MTR OR BICYCLE	60 649	61 387	69 893	70 428	38 924	32 351
9 OTH TYRES, TYRE CASES, ETC	1 110 647	1 039 346	356 705	358 733	198 832	165 078
628 RUBBER ARTICLES NES	574 182	571 311	1 200 936	1 188 342	669 693	549 486
1 HYGIENIC UNHRDND RUBBER	25 267	23 819	78 158	73 001	43 552	33 651
2 RUBBER BELTING	165 405	176 111	256 144	272 082	142 888	125 425
9 OTH RUBBER ARTICLES NES	383 510	371 381	866 634	843 259	483 253	390 410
633 CORK MANUFACTURES	19 261	18 820	32 673	31 934	18 178	14 778
634 VENEERS, PLYWOOD, ETC	8 406 596	8 170 508	1 066 272	1 035 118	594 634	478 528
1 VENEER SHEETS	538 459	482 741	261 583	257 058	145 900	118 609
2 PLYWOOD OF WOOD SHEETS	294 015	287 619	50 650	53 327	28 124	24 665
3 IMPROVED, RECONSTIT WOOD	6 636 810	6 530 385	579 175	571 560	323 123	264 297
4 WOOD-BASED PANELS NES	406 705	377 734	91 319	83 736	50 844	38 754
9 WOOD SIMPLY SHAPED NES	530 607	492 029	83 545	69 437	46 643	32 203
635 WOOD MANUFACTURES NES	2 675 880	2 614 472	838 723	809 437	467 539	375 517
1 BOXES CASES, CPATES	75 858	70 550	11 376	10 743	6 365	4 977
2 COOPRAGE PROD INC STAVES	8 838	9 726	4 106	4 660	2 269	2 143
3 BUILDERS WOODWKR, PREFABS	1 202 328	1 109 520	481 362	441 680	268 467	205 335
4 WOOD MFPS, DOMESTIC ETC	92 627	89 788	93 861	95 883	52 340	44 537
9 OTHER WOOD MANUFACTURES	1 296 229	1 334 888	248 018	256 471	138 098	118 525
641 PAPER AND PAPERBOARD	37 169 654	33 148 033	7 161 666	6 725 002	3 991 980	3 107 305
1 NEWSPRINT	2 839 425	2 273 799	312 968	264 545	174 729	123 127
2 PRINTG, WRITING PAPER NES	15 701 412	13 867 589	3 063 087	2 881 254	1 706 765	1 331 562
3 KRAFT PAPER, PAPERBOARD	632 339	511 229	141 532	128 099	78 783	59 108
5 PAPER, PAPERBD, BULK NES	9 632 084	8 641 321	1 341 254	1 235 499	747 909	570 792
6 FIBREBOARD OF WOOD ETC	547 137	581 579	72 400	75 594	40 353	34 856
7 CORRUGATE PAPER ETC BLK	527 343	523 798	134 353	134 574	74 959	62 040
8 COATED ETC PAPER NES BLK	6 471 191	5 951 902	1 791 696	1 698 055	999 016	784 265
9 CONVERTED PAPER ETC NES	818 723	796 816	304 376	307 382	169 466	141 556
642 ARTICLES OF PAPER ETC	8 677 129	8 090 497	3 511 375	3 354 402	1 956 724	1 550 133
1 PAPER ETC CONTAINERS	3 450 063	3 323 313	1 174 170	1 107 167	653 969	511 862
2 CORRESPONDENCE STATIONERY	179 307	186 893	102 521	104 275	57 258	48 309
3 EXERCISE BOOKS ETC	305 312	282 347	188 972	184 949	105 844	86 103
4 PAPER ETC CT TO SIZE NES	1 861 141	1 673 947	682 803	689 497	380 414	318 436
8 PAPER ETC ARTICLES NES	2 881 306	2 623 997	1 362 909	1 268 514	759 239	585 423
651 TEXTILE YARN AND THREAD	5 282 422	4 882 530	5 083 706	5 054 579	2 835 873	2 328 788
1 SILK YARN AND THREAD	282	256	3 865	4 756	2 148	2 193
2 WOOL, HAIR YARN, INCL TOPS	322 162	259 365	583 790	502 909	326 260	231 253
3 COTTON YARN	736 277	577 636	583 149	488 107	325 341	225 789
4 SYN FIB YRN, BULK, MONOFIL	3 118 703	2 940 176	2 712 521	2 802 802	1 512 180	1 290 107
5 YARN OF 6514 AT RETAIL	37 517	36 562	129 473	133 014	72 273	61 527
6 DISCON SYN FIB BLEND YRN	298 793	288 882	295 855	316 115	165 298	145 795
7 REGEN FIBRE YARN, MONOFIL	513 485	550 122	628 853	668 667	350 724	308 216
8 YARN OF 6517 AT RETAIL	2 159	3 037	12 023	12 726	6 715	5 841
9 TEXTILE FIBRE YARN NES	253 044	226 494	134 177	125 483	74 934	58 067
652 COTTON FABRICS, WOVEN	1 346 126	1 242 996	2 572 398	2 657 395	1 437 465	1 225 084
1 GREY WOVEN COTTON FABRIC	518 484	412 929	496 171	449 819	276 594	207 002
2 WOVEN COTTON BLCPO, ETC	827 632	830 067	2 076 227	2 207 576	1 160 871	1 016 082
653 WOVN MAN-MADE FIB FABRIC	1 356 968	1 392 222	3 290 395	3 510 852	1 839 833	1 619 622
1 CONT SYNT WEAVES NONPILE	417 698	423 993	745 781	822 452	416 558	379 404
2 DISC SYN TXTL FABRIC NES	107 549	114 368	292 368	314 051	163 132	144 781
4 DISC SYN BLEND FABRIC NES	335 977	355 278	883 452	984 043	494 102	454 256

4 IMPORTS AND EXPORTS (SPECIAL TRADE) BY GROUPS AND SUBGROUPS OF THE SITC-REV. II
4.2 EXPORTS

GROUP / SUBGROUP	1987 DT = 100. KG	1986	1987 1 000 DM	1986	1987 1 000 \$	1986
5 CONT REGN WEAVES NONPILE	172 201	167 688	460 293	475 263	268 674	219 245
6 DISC REGN TXTL FABRC NES	151 743	153 366	383 690	397 522	214 482	183 173
8 DISC REG BLEND FABRC NES	101 719	89 900	295 840	259 458	166 292	119 790
9 MAN-MADE PILE ETC FABRIC	70 081	87 629	208 971	258 063	116 593	118 973
654 OTH WOVEN TEXTILE FABRIC	326 404	291 584	951 103	921 242	529 326	424 479
1 SILK FABRICS WOVEN	5 016	4 649	71 420	75 391	39 793	34 649
2 WOVEN WOOL HAIR NONPILE	106 437	98 298	479 996	456 877	266 378	210 453
3 WOVN WOOL ETC FABRIC NES	57 188	68 481	202 616	238 981	112 085	109 713
4 WOVEN FLAX, RAMIE FABRICS	11 284	5 422	50 725	23 948	29 343	11 201
5 WEAVES OF FIBRES OF 2640	23 825	22 392	12 051	13 133	6 719	6 049
6 GLASS FIBRE FABRIC	118 364	89 257	127 943	105 483	71 463	48 983
9 WOVEN FABRICS NES	4 290	3 085	6 352	7 429	3 545	3 431
655 KNIT ETC FABRICS	456 719	453 636	1 111 807	1 110 561	619 328	513 054
1 KNIT ETC SYNTH FAB NONEL	284 074	300 771	714 328	743 695	397 697	343 616
2 OTHER KNIT ETC FAB NONEL	169 719	149 884	389 601	358 496	217 208	165 568
3 KNIT ETC FABRIC, ELASTIC	2 926	2 981	7 878	8 370	4 423	3 870
656 LACE, RIBBONS, TULLE, ETC	83 811	81 058	335 677	310 006	187 463	143 349
657 SPECIAL TEXTILE ETC PROD	1 794 465	1 739 841	2 526 294	2 532 048	1 409 689	1 170 011
1 FELT AND ARTICLES NES	301 863	295 178	257 773	261 870	143 811	120 806
2 BONDED FIBRE TEXTLS NES	630 189	597 510	688 337	694 844	383 753	321 117
3 COATED ETC TEXTILES NES	552 859	540 009	812 407	797 312	453 760	367 591
4 ELASTIC FAB ETC NOT KNIT	10 087	9 388	31 301	27 889	17 522	12 900
5 CORDAGE AND MANUFACTURES	95 981	101 956	89 048	99 135	49 525	45 742
6 HAT BODIES	516	531	4 607	5 968	2 557	2 747
7 TEXTILES FOR MACHINERY	167 638	163 114	534 059	541 307	298 078	251 127
9 SPECL TEXTILE PRODS NES	35 332	32 155	108 762	103 723	60 683	47 981
658 TEXTILE ARTICLES NES	397 763	400 951	770 626	792 256	430 367	387 891
1 BAGS, SACKS OF TEXTILES	95 035	105 738	30 590	36 845	17 166	17 072
2 MADE-UP CANVAS GOODS	41 510	44 200	75 731	80 390	42 036	36 493
3 BLANKETS ETC NON ELECTRC	33 362	40 801	63 903	87 750	35 838	41 125
4 LINENS ETC	129 836	123 676	340 649	341 314	190 213	159 015
9 OTH TEXTILE ARTICLES NES	98 020	86 536	259 753	245 957	145 114	114 186
659 FLOOR COVERINGS ETC	825 666	777 654	934 877	860 139	521 136	397 993
1 LINOLEUM ETC	90 275	85 191	42 291	40 201	23 515	18 531
2 CARPETS ETC KNOTTED	25 344	18 211	174 003	141 021	97 058	64 983
3 KELEM, SCHUMACKS ETC RUGS	1 795	1 483	3 984	4 434	2 242	2 071
4 WOOL CARPETS ETC NES	37 330	35 634	68 269	67 931	37 999	31 481
5 MAN-MADE TXTL CARPTS NES	514 849	482 985	542 315	501 919	302 395	232 667
6 OTH TXTL CARPETS ETC NES	146 394	146 542	98 957	100 262	55 126	46 248
7 PLAITS & PLAITED PRODS	9 679	7 608	5 058	4 371	2 801	2 012
661 CEMENT ETC BUILDING PROD	24 922 145	27 225 682	512 211	519 880	285 741	241 959
1 LIME	4 531 758	4 596 865	57 377	59 031	31 913	27 454
2 CEMENT	18 394 866	20 792 539	222 731	249 821	124 360	116 298
3 BUILDING STONE ETC WORKD	515 754	462 966	71 730	61 324	40 026	28 548
8 MNRL BLDG PRD UNFIRD NES	1 479 767	1 373 312	160 373	149 704	89 442	69 659
662 CLAY, REFRACTORY BLDG PRD	14 187 684	14 520 800	1 597 667	1 666 910	888 863	768 008
3 REFRACTORY BUILDING PROD	6 161 382	6 503 124	886 251	945 005	493 257	434 734
4 BRICK ETC NONREFRACTORY	8 026 302	8 017 576	711 416	721 905	395 606	333 274
663 OTH NONMETAL MINERAL MFS	16 910 204	16 052 424	2 342 341	2 322 200	1 305 829	1 075 178
1 GRINDING STONES ETC	161 667	173 937	266 280	283 639	148 591	131 066
2 ABRASIVE CLOTHS ETC	240 116	245 095	348 988	361 302	194 922	167 152
3 MINRL MFS NES NONCERAMIC	13 392 319	12 722 531	498 598	493 950	277 949	229 642
5 MINRL INSULATING PRCD NES	1 836 966	1 610 905	302 875	271 437	168 810	125 577
7 REFRACTORY WARE NONBLDG	421 787	454 336	262 545	262 719	146 391	121 606
8 ASBESTOS, FRICTION PRODS	279 414	266 692	358 828	350 466	199 627	161 939
9 CERAMIC ARTICLES NES	577 935	578 928	304 227	298 687	169 539	138 196
664 GLASS	6 995 389	7 403 954	1 942 321	1 922 598	1 083 477	888 871
1 GLASS NONOPTICAL, PLAIN	824 975	892 353	248 401	279 139	138 602	128 271
2 OPTICAL GLASS UNWRKD ETC	25 631	30 159	115 506	119 382	64 149	55 324
3 DRAWN, BLOWN GLASS UNWRKD	353 918	278 442	69 341	61 038	38 741	28 199
4 GLASS SURFACE-GROUND ETC	2 650 237	3 077 061	289 371	296 123	161 262	136 913
5 CAST, ROLLED GLASS UNWRKD	610 878	623 941	57 022	58 338	31 799	26 898
6 GLASS CONSTRUCTION PRODS	242 323	220 721	28 270	27 028	15 763	12 513
7 SAFETY GLASS	356 523	336 040	183 525	166 508	102 330	76 986
8 SHEET GLASS METAL-COATED	475 532	542 177	258 734	268 227	144 522	124 268
9 GLASS NES	1 455 372	1 403 060	692 151	646 815	386 309	299 499
665 GLASSWARE	7 060 918	6 709 389	1 346 723	1 400 380	749 851	648 073
1 BOTTLES ETC OF GLASS	6 181 546	5 808 138	535 670	529 219	297 828	244 722
2 HOUSEHLD, HOTEL ETC GLASS	538 327	576 629	446 684	504 200	248 715	233 463
8 GLASS ARTICLES NES	341 045	324 622	364 369	366 961	203 308	169 888
666 POTTERY	697 427	700 883	801 245	845 076	446 370	391 279

4 IMPORTS AND EXPORTS (SPECIAL TRADE) BY GROUPS AND SUBGROUPS OF THE SITC-REV. II
4.2 EXPORTS

GROUP / SUBGROUP	1987 DT * 100 KG	1986	1987 1 000 DM	1986	1987 1 000 \$	1986
4 PORCELN, CHINA HOUSE WARE	477 915	479 482	564 824	574 765	314 554	265 581
5 COARSE CERAMIC HOUSEWARE	64 011	82 518	61 949	64 385	34 576	29 989
6 CERAMIC ORNAMENTS ETC	135 501	136 863	174 472	205 926	97 200	95 709
667 PEARL, PREC-, SEMI-P STONE	3 773	3 412	560 878	513 097	312 564	236 812
1 PEARLS UNSET, UNSTRUNG	7	11	31 725	42 235	17 563	19 112
2 DIAMONDS NONINDUST, UNSET	-	-	195 630	177 923	109 566	82 306
3 PREC-, SEMI-PR STONES NES	3 368	2 958	301 364	261 177	167 502	120 690
4 SYNTH PREC-, SEMI-P STONE	398	443	32 159	31 762	17 933	14 704
671 PIG IRON ETC	7 304 482	7 255 432	581 950	634 097	325 580	291 231
2 PIG IRN, SPIEGELEISEN ETC	4 987 900	5 019 233	151 294	179 150	84 404	81 701
3 IRON, STL POWDER, SHOT, ETC	256 014	14 432 706	717 515	38 662	20 954	17 937
6 FERRO-ALLOYS	2 060 568	1 979 493	393 141	416 285	220 222	191 593
672 IRON, STL PRIMARY FORMS	44 151 718	41 823 107	3 660 680	3 485 678	2 047 791	1 608 698
4 IRN, STL INGOTS, LUMPS, ETC	354 959	1 281 715	31 059	100 072	17 469	44 688
5 IRN, STL BLOOMS, SLABS, ETC	13 157 085	14 432 090	717 452	911 322	399 740	421 122
7 IRN, STL COIL FR REROLLING	30 639 704	26 109 302	2 912 169	2 474 284	1 630 582	1 142 888
673 IRON AND STEEL SHAPES	28 427 124	29 046 646	2 767 584	3 198 010	1 545 473	1 472 402
1 IRON, STEEL WIRE ROD	9 094 605	9 849 789	610 620	740 355	341 021	341 716
2 IRON, STEEL BARS ETC	10 250 162	10 437 440	1 323 652	1 572 796	738 333	722 474
3 IRON, STEEL PROFILES ETC	9 082 357	8 759 417	833 312	884 859	466 119	408 212
674 IRN, STL UNIV. PLATE, SHEET	59 991 587	54 430 445	6 081 028	6 247 820	3 399 445	2 876 186
1 IRON OR STEEL UNIVERSALS	1 154 981	1 067 349	116 273	125 443	65 087	57 718
4 IRN STL HVY PLATE, ROLLED	10 989 593	12 235 582	981 059	1 219 411	547 887	558 425
5 IRN, STL MED PLATE, ROLLED	2 349 771	2 219 770	260 184	289 509	144 887	133 130
6 IRN, STL THIN PLATE, ROLLD	28 276 768	23 851 028	2 703 964	2 565 724	1 512 679	1 180 556
7 TINNED PLATES, SHEETS	3 525 470	3 324 683	443 732	484 935	247 515	225 172
9 OTH IRN, STL PLATES, SHEET	13 695 004	11 732 033	1 575 816	1 562 798	881 390	721 185
675 IRON, STEEL HOOP, STRIP	13 037 371	13 045 385	2 036 589	2 180 520	1 137 206	1 004 254
676 RAILWY RAILS ETC IRN, STL	1 220 803	1 721 269	138 110	187 124	76 967	86 138
677 IRN, STL WIRE EXCL W ROD	2 948 271	3 009 656	579 529	652 280	323 450	300 477
678 IRON, STL TUBES, PIPES, ETC	32 569 296	38 160 049	4 887 585	5 979 080	2 729 335	2 760 394
1 CAST IRON TUBES, PIPES	1 101 803	1 697 357	141 790	216 282	79 197	99 462
2 IRN, STL SEAMLESS TUBES	14 861 367	13 911 624	2 322 580	2 469 183	1 302 976	1 129 918
3 IRON, STL TUBE, PIPE NES	6 769 710	8 059 753	983 249	1 234 874	548 986	566 614
4 STL HIGHPRESSURE CONDUIT	8 957 082	13 548 232	740 638	1 285 124	408 322	607 319
5 IRON, STEEL TUBE FITTINGS	879 334	943 083	699 328	773 617	389 854	357 081
679 IRN, STL CASTINGS UNWORKE	1 354 434	1 472 070	419 915	468 747	234 139	216 028
3 IRON, STL FORGINGS ROUGH	474 785	482 745	178 266	185 075	99 430	85 205
4 IRN STL CASTINGS ROUGH	879 649	989 325	241 649	283 672	134 709	130 823
681 SILVER, PLATINUM, ETC	13 889	11 266	876 865	668 342	488 819	309 020
1 SILVER UNWKD, PARTLY WRKD	13 620	10 993	352 328	264 570	195 746	121 419
2 METALS OF PLATINUM GROUP	269	273	524 537	403 772	293 073	187 601
682 COPPER EXC CEMENT COPPER	5 668 710	5 467 877	3 060 348	3 172 348	1 709 319	1 460 110
1 COPPER NES, ALLOYS, UNWRT	685 459	685 608	225 381	249 739	126 488	114 170
2 COPPER, ALLOYS WORKED	4 983 251	4 782 269	2 834 967	2 922 609	1 582 831	1 345 940
683 NICKEL	204 548	184 866	343 914	402 689	192 053	185 022
1 NICKEL, ALLOYS UNWROUGHT	94 259	61 925	90 213	76 293	50 727	34 977
2 NICKEL, ALLOYS WORKED	110 289	122 941	253 701	326 396	141 326	150 045
684 ALUMINIUM	8 958 877	8 465 548	4 436 764	4 547 236	2 474 179	2 099 437
1 ALUMINIUM, ALLOYS, UNWRT	3 319 888	3 008 824	973 742	1 000 279	542 974	461 385
2 ALUMINIUM, ALLOYS WORKED	5 638 989	5 456 724	3 463 022	3 546 957	1 931 205	1 638 052
685 LEAD	1 067 532	1 127 788	168 894	168 845	94 547	77 854
1 LEAD, ALLOYS UNWROUGHT	860 926	956 752	114 877	117 663	64 423	54 148
2 LEAD, ALLOYS WORKED	206 606	171 036	54 017	51 182	30 124	23 706
686 ZINC	1 351 867	1 301 875	249 553	258 665	138 999	119 899
1 ZINC, ALLOYS UNWROUGHT	1 042 333	1 022 022	158 652	171 664	88 323	79 811
3 ZINC, ALLOYS WKD, INC DUST	309 534	279 853	90 901	87 001	50 676	40 088
687 TIN	31 980	47 438	40 794	76 365	22 757	34 460
1 TIN, ALLOYS UNWROUGHT	19 035	34 683	20 225	51 715	11 273	23 142
2 TIN, ALLOYS WORKED	12 945	12 755	20 569	24 650	11 484	11 338

4 IMPORTS AND EXPORTS (SPECIAL TRADE) BY GROUPS AND SUBGROUPS OF THE SITC-REV. II
4.2 EXPORTS

GROUP / SUBGROUP	1987 DT * 100 KC	1986	1987 1 000 DM	1986	1987 1 000 \$	1986
688 URANIUM, THORIUM, ALLOYS	41	63	813	1 490	442	699
689 NON-FER BASE METALS NES	75 861	65 966	148 522	177 082	82 861	81 661
1 TUNGST, MOLYB TANTAL, MAGN	36 320	33 743	63 778	79 082	35 583	36 275
9 BASE METALS NES, CERMETS	39 541	32 225	84 744	98 000	47 278	45 386
691 STRUCTURES AND PARTS NES	4 456 085	4 475 226	2 179 200	2 202 495	1 215 924	1 020 136
1 STRUCTURES, PARTS IRN, STL	3 939 457	4 016 906	1 514 527	1 608 367	845 149	744 738
2 STRUCTURES, PARTS ALUMNM	516 628	458 320	664 673	594 128	370 775	275 398
692 METAL TANKS, BOXES, ETC	1 991 644	1 822 780	1 023 497	989 448	569 664	456 646
1 MTL STORAGE, MF TANKS, ETC	272 426	302 665	192 026	204 783	106 709	94 258
4 MTL TRANSPORT BOXES ETC	1 719 218	1 520 115	831 471	784 665	462 955	362 388
693 WIRE PRODUCTS NON ELECTR	3 237 220	2 725 226	748 109	792 101	417 295	365 609
1 WIRE ROPES ETC	1 076 507	1 081 964	427 759	455 275	238 751	210 126
2 IRON, STEEL FENCING WIRE	36 605	54 622	10 742	21 276	5 920	9 570
5 METAL FENCING, GAUZE, ETC	2 124 108	1 588 640	309 608	315 550	172 624	145 913
694 STL, COPPR NAILS, NUTS, ETC	1 812 324	1 804 919	1 405 751	1 410 214	783 238	652 291
695 TOOLS	968 899	950 889	3 351 735	3 366 692	1 870 511	1 557 484
1 HAND TOOLS, AGRIC FOREST	57 794	63 969	66 085	73 176	36 862	33 573
3 OTHER HAND TOOLS	565 268	585 418	1 345 940	1 388 226	751 002	642 622
4 BLADES, TIPS, ETC FR TOOLS	345 837	301 501	1 939 710	1 905 290	1 082 647	881 289
696 CUTLERY	136 566	136 827	723 612	733 594	403 947	339 229
697 BASE MTL HOUSEHOLD EQUIP	1 009 534	1 161 181	1 137 917	1 420 018	634 256	658 361
3 DMSTC HEATG, COOKG APPARA	283 569	437 988	385 899	634 720	214 598	294 739
4 BASE MTL DMSTC ARTIC NES	337 875	350 075	422 453	459 336	235 914	212 747
5 BASE MTL INDR SANIT WARE	345 498	338 979	255 800	253 006	142 592	116 931
8 BASE MTL HOUSE EQUIP NES	42 592	34 139	73 765	72 956	41 152	33 944
699 OTHER METAL MANUFACTURES	5 795 116	5 531 084	6 012 319	5 929 374	3 353 526	2 743 372
1 LOCKSMITHS WARES, ETC	1 356 887	1 262 964	2 162 885	2 054 136	1 206 602	951 076
2 IRON, STL CHAIN AND PARTS	430 608	475 122	318 554	344 122	177 920	158 803
3 PINS, HOOKS, EYES, ETC	84 075	84 930	200 714	200 361	111 926	92 715
4 SPRINGS AND LEAVES	643 659	580 083	448 519	412 335	250 043	190 984
6 BASE MTL MISC ARTICLES	563 210	514 952	490 919	509 829	273 703	235 572
7 IRN, STL ARTICLES NES	1 796 880	1 788 993	1 204 586	1 217 789	671 992	563 499
8 MFRS NES OF CPR, NIKL, ETC	892 822	829 776	1 034 515	1 040 734	576 880	481 228
9 BASE MTL MISC WRT & MFRS NES	26 975	24 264	151 627	150 068	84 460	69 492
700 INDUSTRIAL PLANT, CHAP 84	970 662	1 050 686	2 811 846	2 813 310	1 571 136	1 300 502
703 INDUSTRIAL PLANT CHAP 85	214 846	252 327	818 188	1 028 959	457 280	476 238
704 INDUSTRIAL PLANT, CHAP 86	-	591	-	1 206	-	540
705 INDUSTRIAL PLANT, CHAP 87	-	-	-	-	-	-
711 STEAM BOILERS & AUX PLNT	291 565	304 523	436 971	465 115	244 282	217 824
1 STEAM BOILERS ETC	204 725	190 757	295 871	282 623	165 414	133 007
2 AUXILIARY BOILER PLANT	36 922	48 284	48 488	52 577	27 324	24 329
9 PTS NES OF APP OF 711	49 918	65 482	92 612	129 915	51 544	60 488
712 STEAM ENGINES, TURBINES	75 099	86 601	566 280	640 852	315 797	296 164
6 STM POWER UNITS & ENGINES	32 534	45 404	193 171	296 008	107 132	136 707
9 ST POWER UNITS PARTS NES	42 565	41 197	373 109	344 844	208 665	159 457
713 INTRNL COMBUS PISTN ENGN	4 831 569	4 755 809	7 611 365	7 592 691	4 251 130	3 526 927
1 PISTN AIRCRFT ENGN & PTS	589	682	8 479	6 685	4 730	3 110
2 PISTN ENGN FR MTR VEHCLS	1 794 866	1 817 432	2 783 194	2 817 590	1 554 865	1 308 353
3 PISTON ENGINES, MARINE	98 936	100 361	502 609	447 061	282 276	215 599
8 PISTON ENGINES NES	362 752	403 659	737 059	797 011	412 057	369 631
9 PISTON ENGINE PTS NES	2 574 426	2 433 675	3 580 024	3 524 344	1 997 202	1 629 234
714 ENGINES & MOTORS NES	34 644	34 263	2 161 541	1 778 475	1 205 067	822 112
4 REACTION ENGINES	4 018	1 617	746 154	280 083	417 118	127 391
8 GAS TURBINES NES	2 621	7 212	268 980	344 995	149 616	159 495
9 ENGINE & MOTOR PTS NES	28 005	25 434	1 146 407	1 153 397	638 333	535 226
716 ROTATING ELECTRIC PLANT	1 176 126	1 233 501	2 834 637	2 873 077	1 583 661	1 328 585

4 IMPORTS AND EXPORTS (SPECIAL TRADE) BY GROUPS AND SUBGROUPS OF THE SITC-REV. II
4.2 EXPORTS

GROUP / SUBGROUP	1987 DT = 100 KG	1986	1987 1 000 DM	1986	1987 1 000 \$	1986
1 DC MOTORS & GENERATORS	263 824	240 632	890 573	793 553	497 467	368 249
2 AC MTRS & GENS, GEN SETS	645 003	711 269	1 330 302	1 455 416	742 781	672 349
3 ROTARY CONVERTERS	30 190	30 791	86 753	92 207	48 410	42 719
9 PTS NES OF ROT ELEC PLNT	237 109	250 809	526 609	531 901	295 003	245 268
718 OTH POWER GENERATG MACHY	265 096	252 097	1 550 140	1 511 093	860 544	694 376
7 NUCLEAR REACTORS PTS NE	8 384	7 795	914 443	903 057	505 465	413 771
8 WIND, WATER, ETC ENGINES	256 712	244 302	635 997	608 036	355 079	280 605
721 AGRIC MACHY, EXC TRACTORS	1 784 649	2 087 850	1 974 382	2 294 518	1 097 873	1 047 847
1 CULTIVATING MACHINERY	302 626	323 199	281 893	298 827	156 415	137 494
2 HARVESTING ETC MACHINES	1 236 240	1 516 000	1 357 203	1 658 073	754 415	753 620
3 DAIRY MACHINERY NES	31 708	27 634	115 116	98 507	64 308	45 677
9 AGRICULTURE MACHINES NES	214 075	221 017	220 170	239 111	122 735	111 056
722 TRACTORS NON-ROAD	1 594 474	1 804 253	1 646 835	1 927 597	919 386	885 798
3 TRACK-LAYING TRACTORS	575	1 556	91	2 053	50	960
4 WHEELED TRACTORS NES	1 593 899	1 802 697	1 646 744	1 925 544	919 336	884 838
723 CIVIL ENGINEERG EQUIP ETC	3 557 107	3 768 588	3 600 895	3 887 798	2 013 727	1 794 258
3 MECHANICAL ROAD ROLLERS	375 174	396 041	434 929	463 499	242 620	214 377
4 CONST, MINING MACHRY NES	1 963 673	2 020 678	1 963 386	2 129 258	1 100 112	983 087
9 CONSTR ETC MACHY PTS NES	1 218 260	1 351 869	1 202 580	1 295 041	670 995	596 794
724 TEXTILE, LEATHER MACHNRY	2 179 595	2 008 363	7 770 477	7 538 711	4 347 195	3 498 072
3 SEWING MACHS, NEEDLES ETC	123 824	124 388	1 065 555	1 055 628	596 575	489 626
4 SPINNING, EXTRDNG, ETC MCH	872 195	717 517	2 629 078	2 358 709	1 472 101	1 094 424
5 WEAVING, FELT MFG, ETC MCH	434 890	399 465	1 362 207	1 313 326	763 700	609 775
6 AUXIL TXTL MCH & PTS NES	129 505	131 323	711 780	688 825	397 336	318 937
7 TEXTILE MACHINERY NES	564 594	573 547	1 778 225	1 854 197	993 346	860 798
8 SKIN, LEATHER WORKNG MACH	54 587	62 123	222 632	268 026	124 137	124 512
725 PAPER ETC MILL MACHINERY	641 993	663 557	2 037 399	2 021 682	1 141 890	937 655
1 PAPER & PULP MAKING MCHY	115 248	168 183	269 957	426 600	150 541	195 425
2 PAPER ETC PRODCOT MF MACH	316 446	286 396	1 128 866	977 436	634 588	456 263
9 PTS NES OF MACHS OF 725	208 299	208 978	638 576	617 646	356 761	285 967
726 PRINTG, BKBINDG MACHY, PTS	1 242 204	1 101 449	5 185 066	4 617 687	2 899 683	2 148 793
3 TYPESET MCH ETC, TYPE ETC	89 808	85 968	418 177	404 268	233 587	187 631
4 PRINTING PRESSES	869 565	756 640	3 455 135	3 038 868	1 932 707	1 414 159
7 OTH PRINTG & ANCLL MACH	53 299	52 227	328 321	300 862	183 364	140 223
8 BOOKBINDING MACHY & PTS	105 483	97 524	475 325	419 480	266 031	195 973
9 PTS NES OF MCH OF 726/7	124 049	108 890	508 108	454 209	283 994	210 807
727 FOOD MACHRY NON-DOMESTIC	306 583	299 711	1 225 800	1 136 815	685 653	529 550
1 GRAIN WORKING MCHY & PTS	49 505	42 946	85 295	82 906	47 566	38 581
2 OTH FOOD PROC MCHY & PTS	257 078	256 765	1 140 505	1 053 909	638 087	490 969
728 OTH MACHY FOR SPCL INDUS	3 671 804	3 897 315	10 797 758	11 208 714	6 042 573	5 197 170
1 MACH-TOOLS FR SPCL INDUS	574 422	538 447	1 428 948	1 428 598	801 080	662 393
3 OTHR MINERAL WORKG MACHY	753 073	832 694	1 124 414	1 251 202	628 373	578 055
4 MACHY FOR SPCL INDUS NES	2 344 309	2 526 174	8 244 396	8 528 914	4 613 120	3 956 722
736 MACHINE TOOLS FOR METAL	2 010 359	2 230 792	7 352 439	7 672 823	4 124 660	3 569 657
1 METAL CUTTING MACH-TOOLS	869 258	953 962	3 413 832	3 653 646	1 914 621	1 698 729
2 METAL FORMING MACH-TOOLS	546 576	659 918	1 149 619	1 294 463	644 985	602 028
7 OTH METALWRKG MACH-TOOLS	290 228	285 851	1 273 651	1 190 176	718 917	556 375
8 WORK & TOOL HOLDERS ETC	84 160	89 606	455 547	461 649	254 213	214 044
9 PTS NES OF TOOLS OF 736	220 137	241 455	1 059 790	1 072 889	591 924	497 481
737 METALWORKING MACHNRY NES	925 891	1 015 725	1 693 060	1 640 384	943 663	760 344
1 FOUNDRY EQUIPT & PTS NES	223 957	268 122	233 003	250 671	128 919	116 317
2 ROLLING MILLS AND ROLLS	532 527	582 197	464 542	479 025	258 202	221 089
3 WELDING, BRAZING, ETC MCHS	169 407	165 406	995 515	910 688	556 542	422 938
741 HEATING, COOLING EQUIPMNT	1 850 008	1 970 851	4 457 948	4 632 787	2 489 183	2 147 310
1 GAS GENERATORS	6 818	9 813	22 752	35 536	12 625	15 735
2 BURNERS, MECH STOKERS, ETC	88 665	88 398	320 318	324 498	179 293	150 943
3 INDUS FURNACES ETC & PTS	416 971	487 097	941 620	997 670	527 181	463 587
4 NONDOM REFRIG EQUI & PTS	401 913	375 338	614 132	581 148	342 416	265 901
5 AIR-CONDITIONING MACHNRY	131 376	151 937	299 897	317 934	167 116	147 633
6 HEATING, COOLING EQU NES	804 265	858 268	2 259 229	2 376 001	1 260 552	1 100 511
742 PUMPS FOR LIQUIDS ETC	861 286	853 954	3 613 925	3 489 946	2 018 635	1 615 283
1 RECIPROCATING PUMPS NES	307 264	299 812	1 618 600	1 539 812	904 086	710 937
2 CENTRIFUGAL PUMPS NES	255 758	253 561	648 765	656 157	362 427	304 909
3 ROTARY PUMPS NES	109 333	101 255	522 918	437 795	292 294	203 123
8 OTHER PUMPS FOR LIQUIDS	31 775	31 865	121 920	114 296	68 156	53 112
9 PTS NES OF PUMPS OF 742	157 156	167 461	701 722	741 886	391 642	343 202
743 PUMPS NES, CENTRIFUGES ETC	1 868 558	1 874 833	4 675 723	4 726 199	2 608 098	2 187 192

4 IMPORTS AND EXPORTS (SPECIAL TRADE) BY GROUPS AND SUBGROUPS OF THE SITC-REV. II
4.2 EXPORTS

GROUP / SUBGROUP	1987 DT * 100 KG	1986	1987 1 000 DM	1986	1987 1 000 \$	1986
1 PUMPS FOR GASES ETC	652 338	647 409	1 379 184	1 352 686	770 108	625 480
2 PUMP & COMPRESSOR PTS NES	123 477	120 897	449 256	481 064	250 242	222 487
3 FREE-PSTN CEN FR GAS TUR	616	274	692	4 355	389	2 127
4 FANS, BLOWERS ETC & PTS	243 510	229 612	664 802	630 981	371 009	292 196
5 CENTRIFUGES	87 706	81 853	406 529	425 749	227 068	197 035
6 GAS & LIQUID FILTERS ETC	529 824	553 790	1 185 566	1 203 021	661 346	557 350
9 PTS NES OF APP OF 7435, 6	231 087	240 998	589 694	628 343	328 936	290 517
744 MECHANICAL HANDLING EQU	3 342 809	3 470 350	4 726 124	4 892 364	2 639 825	2 270 868
1 FORK LIFT TRKS, ETC & PTS	989 624	937 340	1 127 551	1 086 250	630 738	504 003
2 LIFTING, LOADING MACH NES	1 704 321	1 825 477	2 549 656	2 703 148	1 422 543	1 256 339
9 PTS NES OF MACHY OF 7442	648 864	707 533	1 050 917	1 102 966	586 544	510 526
745 NONELEC MACHY, TOOLS NES	1 335 541	1 353 172	5 643 273	5 854 369	3 154 601	2 715 250
1 POWER TOOLS NONELEC, PTS	82 006	90 190	541 683	601 637	302 806	278 692
2 OTH NONELEC MCHS, PTS NES	1 253 535	1 262 982	5 101 590	5 252 732	2 851 795	2 436 558
749 NONELEC MACH PTS, ACC NES	4 561 305	4 484 571	10 277 958	10 346 922	5 732 705	4 784 360
1 BALL, ROLLER, ETC BEARINGS	948 233	922 477	2 228 228	2 286 705	1 241 271	1 056 224
2 COCKS, VALVES, ETC NES	977 399	995 167	3 340 484	3 392 776	1 863 182	1 569 461
3 SHAFT, CRANK, PULLEY ETC	1 880 582	1 805 574	2 990 251	2 971 913	1 669 226	1 374 838
9 OTH NONELEC MCHY PTS NES	755 091	761 353	1 718 995	1 695 528	959 026	783 837
751 OFFICE MACHINES	308 987	316 874	1 880 951	1 897 938	1 052 030	877 534
1 TYPEWRITERS, CHEQUE-WRTS	75 492	113 790	381 022	643 696	213 119	295 298
2 CALCULATING, ACCTG, ETC MCH	23 679	20 279	297 916	269 755	166 740	124 908
8 OFFICE MACHINES NES	209 816	182 805	1 202 013	984 487	672 171	457 328
752 AUTOMATIC DATA PROC EQUIP	416 481	419 220	7 544 297	7 610 066	4 223 722	3 526 941
1 ANALOG, HYBRID COMPUTERS	18	444	2 239	16 244	1 219	7 137
2 DIGITAL COMPUTERS	66 587	62 282	1 281 319	1 303 824	717 836	602 682
3 DIGITL CENTRL PROCESSORS	83 953	76 350	1 667 955	1 578 908	932 374	730 364
4 DIGITL CENTRL STOR UNITS	5 284	11 717	138 864	239 518	77 226	111 069
5 ADP PERIPHERAL UNITS	256 663	264 572	4 336 836	4 363 197	2 429 627	2 025 398
8 OFF-LINE DATA PROC EQUIP	3 976	3 855	117 084	108 375	65 440	50 291
755 OFFICE & ADP MCH PTS, ACC	227 051	192 478	4 641 590	4 943 001	2 589 272	2 291 567
1 OFFICE MACHINE PARTS NES	67 209	58 086	551 861	501 927	308 102	232 263
9 ACCTG, ETC, ADD MCH PTS, AC	159 842	134 392	4 089 729	4 441 074	2 281 170	2 059 304
761 TELEVISION RECEIVERS	577 852	684 078	1 704 179	2 105 463	956 815	978 199
1 COLOUR TV RECEIVERS	571 061	675 855	1 689 717	2 090 467	948 705	971 284
2 MONOCHROME TV RECEIVERS	6 791	8 223	14 462	14 996	8 110	6 905
762 RADIO BROADCAST RECEIVERS	116 567	113 005	733 693	736 136	409 043	340 864
1 MTR VEHIC RADIO RECEIVERS	32 735	32 569	490 817	495 870	273 320	228 453
2 PORTABLE RADIO RECEIVERS	31 528	27 039	109 443	111 368	61 177	51 662
8 OTHER RADIO RECEIVERS	52 304	53 397	133 433	128 898	74 546	60 749
763 SOUND RECORDERS, PHONOGRPH	228 615	217 543	2 035 876	2 173 096	1 141 379	1 007 387
1 ELECTRIC GRAMOPHONES ETC	24 858	22 439	106 188	91 584	59 578	42 643
8 OTHR SOUND APPARATUS ETC	203 757	195 104	1 929 688	2 081 512	1 081 801	964 744
764 TELECOM EQPT, PTS, ACC NES	520 990	528 003	6 503 877	5 719 884	3 655 962	2 657 089
1 LINE TELEPHONE, ETC EQUIP	58 925	57 033	1 547 118	1 271 784	864 907	589 910
2 MICROPH, LOUDSPKR, AMPLIFR	85 795	91 016	256 197	257 841	143 245	119 720
3 TV, RADIO TRANSMITTERS ETC	15 103	14 858	1 075 308	657 287	620 862	304 337
8 TELECOMM EQUIPMENT NES	9 410	8 868	673 906	613 890	378 872	286 485
9 PTS NES OF EQUIPMT OF 76	351 757	356 228	2 951 348	2 919 082	1 648 076	1 356 637
771 ELECTRIC POWER MACHY NES	749 585	892 766	1 744 066	1 812 186	973 120	841 709
1 TRANSFORMERS, ELECTRICAL	325 150	442 379	535 753	654 382	299 357	304 315
2 OTH ELEC POWER MACHY NES	424 435	450 387	1 208 313	1 157 804	673 763	537 394
772 SWITCHGEAR ETC & PTS NES	1 412 025	1 414 517	8 965 179	8 849 265	4 999 810	4 092 200
1 SWITCHGEAR ETC	1 356 758	1 363 025	7 440 056	7 387 644	4 149 416	3 415 632
2 PRINTED CIRCUITS, PTS NES	24 623	22 002	1 239 583	1 181 955	690 981	546 653
3 FIXED, VARIABLE RESISTORS	30 644	29 490	285 540	279 666	159 413	129 915
773 ELECTRIC DISTRIBUTING MACH	1 731 886	1 853 438	1 966 852	2 046 758	1 096 935	945 124
1 INSULATED WIRE, CABLE	1 590 165	1 691 400	1 697 128	1 769 416	946 582	817 174
2 ELECTRIC INSULATING EQUIP	141 721	162 038	269 724	277 342	150 353	127 950
774 ELECTRO-MEDICAL, XRAY EQUIP	120 008	117 453	2 389 425	2 416 678	1 336 265	1 121 729
1 ELECTRO-MEDICAL EQUIPMENT	23 385	16 828	484 577	496 362	271 557	229 908
2 X-RAY APPARATUS	96 623	100 625	1 904 848	1 920 316	1 064 708	891 821
775 HOUSEHOLD TYPE EQUIP NES	3 656 622	3 533 848	4 928 499	4 804 165	2 751 848	2 226 859
1 HOUSEHOLD LDYR EQUIP NES	1 139 873	1 063 050	1 087 247	983 719	607 580	454 426

4 IMPORTS AND EXPORTS (SPECIAL TRADE) BY GROUPS AND SUBGROUPS OF THE SITC-REV. II
4.2 EXPORTS

GROUP / SUBGROUP	1987 DT = 100 KG	1986	1987 1 000 DM	1986	1987 1 000 \$	1986
2 DOM REFRIGERATORS, FREEZERS	628 203	613 161	608 824	600 436	339 676	277 367
3 DOMESTIC DISHWASHING MACHINES	540 426	490 401	625 183	584 166	348 791	270 048
4 ELECTRIC SHAVERS, CLIPPERS	23 043	24 528	267 120	291 622	149 517	135 607
7 DOMESTIC ELECTRIC EQUIPMENT	404 054	413 542	794 266	822 284	442 946	381 980
8 ELECTRO-THERMIC APPLIANCES	921 023	929 166	1 545 859	1 521 938	863 338	707 431
776 TRANSISTORS, VALVES, ETC	544 688	528 708	4 141 641	3 890 612	2 315 687	1 800 719
1 TV PICTURE TUBES	324 824	320 164	392 840	401 758	219 527	186 026
2 OTHER ELECTRONIC TUBES ETC	2 691	2 947	233 007	255 778	130 085	118 440
3 DIODES, TRANSISTORS, ETC	21 717	19 550	1 188 714	1 034 809	665 865	478 874
4 ELECTRONIC MICROCIRCUITS	19 940	18 803	2 010 295	1 872 805	1 123 864	866 854
8 ELECTRONIC COMPONENTS, CRYSTALS	175 516	167 244	316 785	325 462	176 346	150 525
778 ELECTRICAL MACHINERY	3 843 349	3 711 839	8 100 967	8 022 858	4 522 894	3 713 484
1 BATTERIES, ACCUMULATORS	1 019 912	1 021 197	760 522	827 729	425 791	383 264
2 ELECTRIC LAMPS, BULBS	313 376	334 018	1 008 302	1 013 088	562 794	467 610
3 AUTOMOTIVE ELECTRIC EQUIPMENT	945 414	892 444	2 160 406	2 003 139	1 205 246	927 338
4 ELECTRO-MECHANICAL HAND TOOLS	274 995	272 985	1 069 718	1 030 595	597 000	476 418
8 OTHER ELECTRIC MACHINERY, EQUIPMENT	1 289 651	1 191 195	3 102 019	3 148 307	1 732 063	1 458 884
781 PASS MOTOR VEHICLE EXCEPT BUSES	29 749 379	29 194 609	59 518 467	57 907 322	33 243 524	26 725 914
782 LORRIES, SPECIAL MOTOR VEHICLE	6 341 767	6 111 058	7 501 521	7 247 276	4 198 559	3 358 311
1 LORRIES, TRUCKS	5 624 077	5 436 104	6 565 297	6 293 145	3 672 473	2 912 170
2 SPECIAL MOTOR VEHICLES	717 690	674 954	936 224	954 131	526 086	446 141
783 ROAD MOTOR VEHICLES	1 127 975	1 064 632	1 797 662	1 741 198	1 008 513	798 480
1 BUSES	358 932	379 840	735 633	775 839	412 269	354 785
2 TRACTORS FOR TRAILERS	769 043	684 792	1 062 029	965 359	596 244	443 695
784 MOTOR VEHICLE PARTS, ACCESSORIES	16 077 121	15 249 118	21 264 654	19 641 665	11 863 617	9 092 857
1 MOTOR VEHICLE CHASSIS	176 721	179 336	326 002	327 314	182 292	150 832
2 MOTOR VEHICLE BODIES	95 372	90 360	135 392	114 211	75 645	52 773
9 OTHER MOTOR VEHICLE PARTS	15 805 028	14 979 422	20 803 260	19 200 140	11 605 680	8 889 252
785 MOTOR & OTHER CYCLES ETC	322 057	381 958	635 317	698 512	354 368	321 184
1 MOTORCYCLES ETC	65 020	82 158	242 111	290 231	135 678	133 779
2 BICYCLES, ETC NON-MOTOR	101 976	121 343	133 702	139 389	74 352	63 549
3 INVALID CARP CYCLE ETC PARTS	155 061	178 457	259 504	268 892	144 338	123 856
786 VEHICLE NON-MOTOR, TRAILERS	2 507 806	2 372 034	1 906 751	1 833 587	1 064 749	845 073
1 TRAILERS, TRANSPORT CONTAINERS	1 047 259	1 055 274	920 026	945 319	513 854	434 446
8 OTHER NON-MOTOR VEHICLES ETC	1 460 547	1 316 760	986 725	888 268	550 895	410 627
791 RAILWAY VEHICLES	629 337	692 252	801 893	822 762	448 031	379 840
1 ELECTRIC LOCOMOTIVES NON-SELF-GEN	888	696	3 670	1 595	2 075	733
2 OTHER RAIL LOCOMOTIVES ETC	64 857	56 696	47 357	92 375	26 326	41 189
3 MECHANICALLY PROPELLED RAIL CARS	54 253	21 930	114 232	49 827	64 118	23 186
4 PASSENGER CARS NOT POWERED	35 989	33 062	59 441	82 255	32 896	38 269
5 FREIGHT, MAINTENANCE CARS NOT POWERED	112 813	215 238	85 741	124 476	48 011	57 579
9 RAIL TRACK FIXTURES, ETC, PARTS	360 537	364 630	491 452	472 234	274 605	218 884
792 AIRCRAFT	76 316	66 314	6 471 592	6 163 507	3 605 613	2 822 967
1 HELICOPTERS	1 066	1 467	150 075	209 735	82 982	98 802
2 LIGHT AIRCRAFT	711	1 076	9 846	40 178	5 476	18 405
3 MEDIUM AIRCRAFT	1 969	1 535	251 005	180 960	141 058	83 894
4 HEAVY AIRCRAFT	35 338	28 990	3 777 423	3 629 009	2 100 528	1 648 844
8 AIRCRAFT PARTS, ASSOCIATED EQUIPMENT	1 122	1 297	23 062	23 017	12 886	10 601
9 AIRCRAFT PARTS, ACCESSORIES	36 110	31 949	2 260 181	2 080 608	1 262 683	962 421
793 SHIPS AND BOATS	7 771 810	8 886 397	2 481 014	1 653 954	1 381 636	763 375
1 WARSHIPS	-	-	-	-	-	-
2 SHIPS AND BOATS NON-WAR	4 151 223	4 564 383	2 289 410	1 323 936	1 274 948	609 482
3 VESSELS FOR BREAKING UP	3 133 220	3 739 726	67 355	88 622	37 633	40 371
8 SHIPS AND BOATS	487 367	582 288	124 249	241 396	69 055	113 522
801 INDUSTRIAL PLANT, CHAPTER 90	21 234	11 065	217 675	174 070	122 077	79 872
802 INDUSTRIAL PLANT, CHAPTER 94	2 187	2 075	3 725	3 431	2 032	1 574
812 PLUMBING, HEATING, LIGHTING EQUIPMENT	1 350 242	1 194 447	1 773 093	1 485 202	991 627	689 035
1 CENTRAL HEATING EQUIPMENT	808 143	671 133	751 941	471 264	421 716	220 023
2 CERAMIC PLUMBING FIXTURES	169 001	154 530	131 177	122 035	72 954	56 195
4 LIGHTING EQUIPMENT	373 098	368 784	889 975	891 903	496 957	412 817
821 FURNITURE	7 363 448	7 386 631	5 997 726	5 863 764	3 347 653	2 714 423
1 CHAIRS, SEATS AND PARTS	1 461 387	1 410 720	1 943 601	1 859 165	1 085 298	858 664
2 MEDICAL FURNITURE, STUFFED FURNISHINGS	240 831	228 824	504 690	488 390	282 174	226 696
9 FURNITURE & FURNITURE PARTS	5 661 230	5 747 087	3 549 435	3 516 209	1 980 181	1 629 063

4 IMPORTS AND EXPORTS (SPECIAL TRADE) BY GROUPS AND SUBGROUPS OF THE SITC-REV. II
4.2 EXPORTS

GROUP / SUBGROUP	1987 DT = 100 KG	1986	1987 1 000 DM	1986	1987 1 000 \$	1986
831 TRAVEL GOODS, HANDBAGS	171 415	172 499	431 229	438 826	240 482	203 554
842 MENS OUTERWEAR NOT KNIT	208 425	195 333	1 552 574	1 459 951	860 139	676 956
1 MENS OVERCOATS ETC	11 161	9 928	126 143	108 742	69 680	51 847
2 MENS SUITS	26 675	23 740	323 776	293 965	179 576	135 698
3 MENS TROUSERS, BREECHES	87 660	87 054	528 394	525 374	292 673	242 456
4 MENS JACKETS, BLAZERS ETC	21 557	21 268	272 459	261 306	150 885	120 980
9 OTHER MENS OUTERWEAR	61 372	53 343	301 802	270 564	167 325	125 975
843 WOMENS OUTERWEAR NONKNIT	291 224	293 543	3 344 578	3 581 739	1 846 922	1 651 266
1 WOMENS COATS & JACKETS	69 062	65 965	827 809	827 960	456 474	385 142
2 WOMENS SUITS & COSTUMES	15 767	17 499	244 549	311 570	134 830	141 416
3 WOMENS DRESSES	22 638	20 504	419 995	425 903	231 949	194 667
4 WOMENS SKIRTS	66 408	65 693	701 000	702 012	387 428	323 766
5 WOMENS BLOUSES	26 150	28 144	451 159	537 762	249 067	248 184
9 OTHER WOMENS OUTERWEAR	91 199	95 738	700 066	776 532	387 174	358 091
844 UNDERWEAR NOT KNIT	44 536	40 732	254 406	255 995	141 011	118 378
1 MENS SHIRTS NOT KNITTED	39 345	35 681	226 866	226 238	125 660	104 552
2 OTH MENS UNDERWEAR NONKN	2 117	1 766	7 994	7 007	4 470	3 253
3 WOMENS UNDERWEAR NONKNIT	3 074	3 285	19 546	22 750	10 881	10 573
845 OUTERWEAR KNIT NONELASTC	189 202	171 580	1 719 877	1 608 697	951 187	744 794
1 JERSEYS, PULLOVERS KNITT	93 737	89 076	866 925	853 410	479 457	395 836
2 WOMENS DRESSES KNITTED	43 757	33 993	455 120	362 518	251 171	168 743
9 OTHER OUTERWEAR KNITTED	51 708	48 511	397 832	392 769	220 559	180 215
846 UNDERWEAR KNITTED	162 528	153 126	844 927	824 444	470 325	381 498
1 UNDERWEAR KNITTED OF WOOL	3 806	3 653	36 328	37 840	20 312	18 001
2 UNDERWEAR KNITTED OF COTTON	83 329	73 772	431 262	403 479	239 719	186 233
3 UNDERWEAR KNITTED SYN FIBR	57 803	57 568	213 834	218 049	119 062	101 099
4 UNDERWEAR KNITTED OTH FIBR	1 625	2 486	10 195	12 347	5 668	5 746
5 CORSETS, GARTERS, ETC	15 965	15 647	153 308	152 729	85 564	70 419
847 TXTL CLTHNG ACCESSRYS NES	83 163	78 674	494 893	468 711	275 399	218 319
1 TXTL CLTHNG ACSPY NONKNIT	36 944	34 255	272 697	254 607	151 777	119 218
2 CLTHNG ACCESSRYS ETC KNIT	46 219	44 419	222 196	214 104	123 622	99 101
848 HEADGEAR NONTXTL CLOTHNG	90 226	82 346	840 287	817 180	468 284	382 026
1 LEATHER CLOTHES, ACCESSRYS	20 860	18 352	295 014	279 440	164 325	130 261
2 PLASTIC, RUBBER CLOTHING	49 197	42 369	122 681	121 919	68 488	56 231
3 FUR ETC CLOTHES, PROD	8 520	9 720	352 152	340 790	196 315	160 644
4 HEADGEAR	11 649	11 905	70 440	75 031	39 156	34 890
851 FOOTWEAR	259 455	248 529	1 271 604	1 298 023	705 376	597 272
871 OPTICAL INSTRUMENTS	24 485	24 863	903 459	906 107	505 817	418 906
872 MEDICAL INSTRUMENTS NES	205 205	225 992	2 372 033	2 605 477	1 326 468	1 206 853
873 METERS & COUNTERS NES	58 897	64 673	311 473	344 373	174 018	158 799
1 GAS SUPPLY METERS ETC	51 013	56 115	188 892	209 412	105 698	96 727
2 COUNTING DEVICES NONELEC	7 884	8 558	122 581	134 961	68 320	62 072
874 MEASURING, CONTROLLING INSTR	600 285	589 977	9 386 662	9 112 348	5 243 114	4 227 030
1 SURVEYING INSTRUMENTS	8 411	8 925	165 128	178 597	92 178	82 917
2 MEASURING, DRAW ETC INST, PTS	83 530	89 482	514 169	542 957	287 386	251 305
3 GAS, LIQUID CONTROL INSTR	103 289	99 395	861 370	838 508	480 630	388 148
4 INSTR NON-MECH, NON-ELECT	15 090	15 845	195 692	206 643	109 544	95 808
5 MEAS, CONTRL, SCI INST NES	50 600	58 097	496 101	496 833	276 918	230 534
8 ELEC MEAS, CONTRL EQU NES	239 108	226 392	5 742 072	5 458 247	3 208 627	2 534 706
9 INSTR PARTS, ACCESSORIES	100 257	91 841	1 412 130	1 390 563	787 831	643 612
881 PHOTO APPAR & EQUIPT NES	147 045	150 506	1 362 054	1 392 673	759 813	645 083
1 CAMERAS STILL, FLASH APP	33 441	38 422	519 963	570 624	289 761	264 386
2 CINEMA CAMERAS, PROJ, ETC	4 663	4 960	135 016	142 081	75 480	66 034
3 OTH PHOTO, CINE EQUIP NES	108 941	107 124	707 075	679 968	394 572	314 663
882 PHOTO, CINEMA SUPPLIES	1 019 991	983 521	2 117 303	2 055 102	1 178 903	947 888
1 CHEM PHOTO GOODS, RETAIL	328 585	314 053	262 489	233 560	146 187	107 952
2 PHOTO FILM EXC DEV CINMA	691 406	669 468	1 854 814	1 821 542	1 032 716	839 936
883 DEVELOPED CINEMA FILM	641	1 135	10 987	14 275	6 132	6 630
884 OPTICAL GOODS NES	22 803	22 878	1 188 517	1 225 636	662 770	567 587
1 OPTICAL ELEMENTS	12 187	12 096	644 385	631 816	359 638	292 799

4 IMPORTS AND EXPORTS (SPECIAL TRADE) BY GROUPS AND SUBGROUPS OF THE SITC-REV. II
4.2 EXPORTS

GROUP / SUBGROUP	1987 DT * 100 KG	1986	1987 1 000 DM	1986	1987 1 000 \$	1986
2 SPECTACLES AND FRAMES	10 616	10 782	544 132	593 820	303 132	274 788
885 WATCHES AND CLOCKS	115 591	134 701	1 245 969	1 306 963	696 821	606 910
1 WATCHES, MOVEMENTS, CASES	3 996	2 853	389 689	347 363	218 417	161 700
2 CLOCKS, CLOCK & WATCH PTS	111 595	131 848	856 280	959 600	478 404	445 210
892 PRINTED MATTER	5 427 650	5 182 585	4 392 941	4 265 379	2 449 911	1 979 189
1 PRINTED BOOKS, GLOBES, ETC	741 136	679 940	1 110 124	1 068 368	620 096	496 553
2 NEWSPAPERS, PERIODICALS	1 777 256	1 588 556	1 240 867	1 159 132	690 358	535 300
4 PICTURE POSTCARDS ETC	62 373	75 841	140 992	147 801	78 664	68 317
8 PRINTED MATTER NES	2 846 885	2 838 248	1 900 958	1 890 078	1 060 793	879 019
893 ARTICLES OF PLASTIC NES	6 144 436	5 589 733	5 932 300	5 578 914	3 307 737	2 582 399
1 PLSTC PACKG CONTNRS, LIDS	2 481 028	2 162 755	1 645 068	1 542 409	916 805	713 664
2 PLSTC SANITRY, TOILET ART	109 375	100 674	186 269	168 923	103 774	75 308
3 PLASTIC ORNAMENTS	12 500	13 059	47 110	55 874	26 255	25 767
5 PLASTC ELEC LIGHT ARTICL	126 547	122 604	214 961	203 298	120 114	94 021
9 MISC PLASTIC ARTICLES	3 414 986	3 190 641	3 838 892	3 608 407	2 140 789	1 670 639
894 TOYS, SPORTING GOODS, ETC	954 009	920 669	1 734 875	1 741 910	967 315	812 302
1 BABY CARRIAGES, PTS NES	29 218	25 965	41 026	35 583	22 866	16 387
2 TOYS, INDOOR GAMES	605 671	580 482	1 101 104	1 113 195	613 796	522 313
6 NON-MILITARY ARMS & AMMO	46 036	50 480	129 520	145 265	72 097	67 292
7 OTH SPORT GDS, FAIR AMUSM	273 084	263 742	463 225	447 867	258 556	206 310
895 OFFICE SUPPLIES NES	274 713	281 545	1 029 749	1 021 385	574 077	472 214
1 BASE MTL OFFICE SUPPLIES	50 237	50 425	47 187	47 252	26 344	21 796
2 PENS, PENCILS, FOUNTN PENS	131 377	137 424	679 974	678 142	379 067	313 833
9 OTHER OFFICE SUPPLIES	93 099	93 696	302 582	295 951	168 666	136 585
896 WORKS OF ART ETC	9 602	9 267	806 594	732 439	450 159	338 127
897 GOLD, SILVER WARE, JEWELRY	9 921	10 131	1 164 085	1 235 894	649 896	573 583
2 IMITATION JEWELLERY	8 676	8 762	212 812	220 914	118 603	102 516
3 PREC JEWELRY, GLD-SILVWARE	948	1 055	831 540	883 410	464 626	410 155
4 PREC MTL INDUS, LAB EQUIP	297	314	119 733	131 570	66 667	60 912
898 MUSICAL INSTRUMENTS, PTS	754 570	702 763	2 730 138	2 739 490	1 524 695	1 271 379
1 PIANOS & OTH STRING INST	31 604	34 757	160 398	168 305	89 820	78 116
2 MUSICAL INSTRUMENTS NES	16 453	17 077	122 537	126 041	68 739	58 476
3 SOUND RECRONG TAPE, DISCS	690 425	634 991	2 321 812	2 320 625	1 296 202	1 076 819
9 MUSICL INSTR PTS, ACCESSRY	16 088	15 938	125 391	124 519	69 934	57 768
899 OTHER MANUFACTURED GOODS	589 528	566 957	1 401 699	1 362 846	782 160	631 733
1 CARVED, MOULDED GOODS	5 464	5 244	26 532	22 624	14 854	10 449
3 COMBUSTIBLE PRODUCTS ETC	248 311	217 149	178 783	166 590	99 876	77 760
4 UMBRELLAS, CANES ETC	70 661	71 118	59 931	72 063	33 410	33 064
6 HEARING, ORTHOPAEDIC AIDS	9 711	9 839	368 458	362 731	216 773	167 872
7 BASKETWORK, BROOMS ETC	148 276	150 230	292 559	297 179	162 945	137 897
8 SMALLWARES, TOILETRY ETC	73 213	70 547	353 239	327 035	197 348	151 529
9 OTHER MANUF GOODS NES	33 892	42 830	102 197	114 624	56 954	53 162
911 MAIL NOT CLASSED BY KIND ¹⁾	-	-	-	-	-	-
931 SPECIAL TRANSACTIONS ²⁾	7 489 487	7 289 614	10 475 981	9 570 949	5 851 498	4 428 401
941 ZOO ANIMALS, PETS	2 911	5 034	13 141	17 419	7 340	7 996
951 WAR FIREARMS, AMMUNITION	17 657	16 019	148 603	134 426	83 015	62 551
961 COIN NONGOLD, NONCURRENT ¹⁾	24 400	20 797	36 121	29 147	20 222	13 123
971 GOLD, NON MONETARY NES	1 354	2 028	852 945	1 697 991	473 671	791 316
972 GOLD COIN ¹⁾	66	89	185 150	232 449	103 161	107 750
TOTAL	1 744 103 815	1 700 659 798	527 376 738	526 363 011	294 366 376	243 303 019

1) INTRODUCTION, CIPHER 2.3 2) INCL. COMPLETE INDUSTRIAL PLANT N.E.S.

5 IMPORTS AND EXPORTS (SPECIAL TRADE) BY CONTINENTS AND COUNTRIES
(COUNTRIES OF PRODUCTION AND CONSUMPTION)

COUNTRY	IMPORTS				EXPORTS			
	1987 1 000 DM	1986	1987 1 000 \$	1986	1987 1 000 DM	1986	1987 1 000 \$	1986
EUROPE	296837245	298518849	165571538	137711713	395425095	385046740	220648491	178015043
FRANCE	47482063	47083457	26487975	21729877	63608825	62331292	35476370	28750181
BELGIUM LUX	29129280	29249597	16243214	13511742	38845601	37171902	21667404	17175361
NETHERLANDS	44934495	47798109	25053885	21942943	46087514	45457694	25707828	21008273
ITALY	39206410	38091662	21857219	17621661	46056316	42878699	25702490	19816971
UNITED KINGDOM	29393615	29757660	16391601	13684876	46632447	44599625	26019843	20588067
IRELAND	3519987	3101334	1965933	1435792	2309411	2526242	1285998	1169714
DENMARK	7669804	7658895	4283175	3550686	11164979	12214641	6228076	5648211
GREECE	3369405	3281622	1877852	1522448	4950572	5212841	2758806	2414643
PORTUGAL	2846329	2610579	1586521	1207378	3701190	2923130	2069073	1357380
SPAIN	8060212	7387452	4511935	3414258	14559373	12135536	8136420	5624769
CANARY IS	88319	87960	49359	39157	438047	320171	247781	148985
CEUTA MEL	19	51	10	23	28327	32150	15740	14873
ICELAND	285615	261913	147807	121340	354478	294720	198225	137034
FAROE IS	68013	71168	37735	33284	13068	8976	7254	4090
NORWAY	5534782	6598721	3080121	3028457	5790344	7103393	3226887	3274177
SWEDEN	9979321	9984041	5572862	4608267	15841663	14746780	8852266	6835108
FINLAND	4259658	3940199	2377446	1819058	5827432	5506370	3252542	2549104
SWITZERLAND	18968421	18494050	10583845	8571943	32126271	31033161	17914097	14372996
AUSTRIA	17292828	16383387	9638088	7589193	28410465	28118543	15847032	13030270
ANDORRA	2504	4876	1377	2213	57453	51645	31970	24047
GIBRALTAR	201	1056	111	484	8725	18105	4821	8108
VATICAN CITY	2367	1937	1322	926	2266	5550	1264	2624
MALTA	358437	384440	199540	178001	338981	358332	189525	165942
YUGOSLAVIA	4887203	4906581	2722487	2262178	5783831	6422178	3237758	2988376
TURKEY	3706472	3100702	2065670	1434905	4748733	4009044	2649848	1852341
SOVIET UNION	7260558	9298520	4049817	4248016	7845575	9373500	4378889	4319118
POLAND	2477134	2596426	1386333	1201818	2390265	2449180	1341027	1136700
CZECHOSLOVAKIA	2108081	2197211	1175224	1017346	2434821	2293607	1366842	1075920
HUNGARY	2154355	2082219	1203724	963759	2891723	2996788	1616940	1384010
ROMANIA	1430395	1659121	796237	764067	583471	743715	326741	341763
BULGARIA	353086	398972	197632	184869	1563311	1668506	875735	778022
ALBANIA	27876	44931	15481	20748	28617	38724	15999	17865
AFRICA	13605577	16629616	7579041	7596956	13964473	16109689	7807620	7432179
MOROCCO	615059	591155	343868	272245	651400	654656	362753	302214
ALGERIA	1893498	1916951	1054987	870782	1204263	1801780	676254	823556
TUNISIA	707349	651939	394586	301870	708314	802708	394985	368834
LIBYA	2079192	2154904	1163066	972780	914743	1107775	510944	512381
EGYPT	549711	428637	304743	196526	1924759	2513177	1077247	1155856
SUDAN	70853	63929	39603	29538	131802	188181	74065	87612
MAURITANIA	19847	28013	10898	12767	43769	45286	24195	21061
MALI	16485	20507	9197	9215	62275	65372	34706	30323
BURKINA FASO	1241	5586	734	2696	26732	28725	14897	13341
NIGER	12324	13648	6757	6552	35418	35014	19694	15893
CHAD	21410	23559	12048	10623	10804	17930	6004	7872
CAPE VERDE	331	361	185	162	7881	9870	4545	4672
SENEGAL	14357	16043	7955	7479	74829	104672	41620	48486
GAMBIA	10634	1270	5855	609	23215	24025	12918	10994
GUIN BISSAU	608	48	343	21	4917	5807	2723	2719
GUINEA	109473	145961	61125	66939	43477	46284	24076	21659
SIERRA LEONE	51634	85079	28490	39197	35733	36184	19841	16390
LIBERIA	327795	479783	181975	219901	68622	103542	38102	47568
IVORY COAST	625009	863312	348932	393332	146465	193822	81637	89496
GHANA	238227	222886	132333	104335	174459	212506	97560	97991
TOGO	27430	47673	15212	21747	70498	95279	39243	44284
BENIN	24139	83868	13220	39109	36433	35731	20347	16445
NIGERIA	1387651	2780421	767745	1253807	959538	1447671	537153	668545
CAMEROON	371056	418708	206377	194293	256123	296884	141582	136802
CENT AFR REP	7822	26037	4379	11834	14085	13287	7787	6234
EQUAT GUINEA	13980	23452	7738	10629	3994	4618	2220	2118
S TOME PRINC	5296	6232	2980	2457	2138	696	1203	332
GABON	69185	33857	38148	15959	56100	78087	31885	35348
CONGO	140745	36386	77460	16664	28910	39495	16146	18105
ZAIRE	349845	484163	194928	223507	245059	221374	136636	102310
RWANDA	125894	207300	69846	95561	48269	54906	26716	25425
BURUNDI	79174	173099	44034	78301	54618	51354	30319	23680
ST HELENA	11	64	6	29	24	14	13	6
ANGOLA	83590	26324	48278	11690	85024	94559	48041	43205
ETHIOPIA	149908	258518	83198	121102	160370	279278	89341	128720
DJIBOUTI	207	130	61	61	9644	8392	5329	3886
SOMALIA	1478	2326	821	1071	63278	58377	35017	27262
KENYA	277008	432425	154403	201863	276616	354341	153995	164706
UGANDA	34691	76202	19311	34758	78256	73730	44052	34638
TANZANIA	131415	250968	73011	112073	119433	136687	66869	63450
SEYCHELLES	77	132	45	58	3870	4374	2156	2011
BRIT IND OC	-	21	-	9	251	231	143	107
Mozambique	6299	5170	3509	2397	63910	70297	35566	33233
MADAGASCAR	58395	59960	32531	26134	48991	48684	26429	22741
REUNION	6379	6460	3586	2984	59643	44425	33422	20750
MAURITIUS	135788	123254	75824	57456	86664	67915	48360	31346
COMOROS	3913	3198	2169	1474	3353	1949	1860	929
MAYOTTE	21	-	13	-	28	38	15	16
ZAMBIA	47845	25018	27215	11089	80147	76636	44567	35238
ZIMBABWE	281688	287836	157112	131906	136333	182075	76441	83627
MALAWI	114930	81807	65317	37848	34844	48864	19360	22824
REP S AFRICA	2242645	2881240	1248477	1325464	4554247	4191021	2549157	1940675
BOTSWANA	45252	42277	25091	19758	21134	16139	1590	7506
SWAZILAND	13424	33264	7388	15255	5171	3106	2925	1400

5 IMPORTS AND EXPORTS (SPECIAL TRADE) BY CONTINENTS AND COUNTRIES
(COUNTRIES OF PRODUCTION AND CONSUMPTION)

COUNTRY	IMPORTS				EXPORTS			
	1987 1 000 DM	1986	1987 1 000 \$	1986	1987 1 000 DM	1986	1987 1 000 \$	1986
LESOTHO	3359	2255	1870	1018	4600	11849	2569	5357
AMERICA	40463980	43951441	22550646	20270280	65859257	71479877	36761764	33034688
USA	25612876	26663535	14282870	12396974	49879002	55206055	27833102	25511183
CANADA	3366822	3371950	1875977	1552406	4759929	5285354	2653360	2438975
GREENLAND	48906	38116	27387	17857	3925	1304	2151	818
ST PIERRE	5526	5854	3034	2592	1015	619	564	261
MEXICO	728704	746499	404590	344609	1486594	1920801	829273	878946
BERMUDA	1917	2119	1054	947	28487	39308	15793	18059
GUATEMALA	128003	150386	70862	68878	125195	116789	69889	53804
BELIZE	106	470	60	233	804	1027	452	468
HONDURAS	174510	133263	96910	61859	37738	47979	21014	22127
EL SALVADOR	199779	308606	111101	142597	61000	73526	33827	33936
NICARAGUA	57139	82578	31944	37889	35024	40064	19658	18723
COSTA RICA	256892	277176	143233	127866	113404	117777	62993	54378
PANAMA	260807	239272	145212	110181	128581	172956	71214	79797
ANGUILLA	-	-	-	-	205	-	121	-
CUBA	41107	41043	23194	19071	124941	237461	69557	105929
ST CHRISTOPH	59	54	32	25	116	181	62	88
HAITI	12573	32272	6979	14797	38835	27936	21625	12876
BAHAMAS	14263	23307	8185	10693	30092	39340	16689	18487
TURKS CAICOS	2	-	1	-	493	402	277	189
DOMINIC REP	23217	28645	13054	13234	77315	100963	43274	46741
AM VIRGIN IS	64	40	34	19	7659	8214	4262	3753
GUADELOUPE	1228	2340	677	1071	37924	34759	21130	16177
ANTIGUA	11	47	7	20	24484	2864	13284	1305
DOMINICA	143	30	80	12	1817	1509	1011	692
BRIT VIRG IS	74	1603	42	743	361	2679	198	1194
MARTINIQUE	34826	32968	19422	15299	39838	32598	22306	15129
CAYMAN IS	969	230	558	102	225820	3352	121954	1594
JAMAICA	85414	19135	47997	8683	54150	37523	30308	17253
ST LUCIA	630	245	357	114	2068	1883	1147	864
ST VINCENT	542	243	304	119	5600	2289	3138	1052
BARBADOS	1678	2695	933	1241	16739	55852	9382	24991
TRINIDAD TOB	29216	34159	16170	15582	105796	117708	59246	53758
GRENADA	9453	8023	5306	3754	1522	2099	839	966
ARUBA	585	-	315	-	5727	-	3185	-
NETH ANTILL	7947	8441	4416	3884	85228	98395	46865	46571
COLOMBIA	1440835	2136426	800832	995486	606552	707594	338069	279101
VENEZUELA	1148959	1494508	641770	676513	1240680	1062674	694081	492734
GUYANA	25995	39280	14493	18013	9297	10383	5180	4872
SURINAME	53821	83053	29980	38028	10359	15395	5768	7073
FRENCH GUIAN	833	954	476	418	398204	17516	242463	8187
ECUADOR	223553	260328	123962	119132	278129	368666	154951	168831
PERU	250558	422025	138987	194526	473550	407915	266216	191612
BRAZIL	3993991	4396674	2224782	2018473	2666802	2759264	1489141	1291040
CHILE	807108	1032565	447803	475961	584311	570774	325212	264940
BOLIVIA	19096	27713	10599	12657	70208	55239	38868	25890
PARAGUAY	61314	51596	33969	23840	114402	106441	63395	50411
URUGUAY	235953	188456	131067	87312	175348	152961	97410	71548
ARGENTINA	1095550	1362454	609395	636538	1682139	1512870	937838	697312
FAKLAND IS	426	65	233	32	48	119	25	53
ASIA	55629822	51402934	31005257	23767952	47148679	47882608	26366551	22135944
CYPRUS	71689	67265	39922	30593	298124	353470	165940	164979
LEBANON	19149	15313	10680	7143	184278	311076	102730	143668
SYRIA	243626	221392	135471	102044	332161	460957	185302	211135
IRAQ	722333	227588	403781	107012	822896	1435626	462329	850254
IRAN	897986	1125723	500006	517228	2831566	3272375	1581418	1499098
ISRAEL	1160361	1184219	645570	544313	2497856	2420503	1394634	1122817
JORDAN	32279	29563	17817	13603	416019	397978	232328	183203
SAUDI ARABIA	1074145	1893786	596126	870663	2579593	3370108	1438386	1548013
KUWAIT	248615	377405	138492	169924	731030	1043531	408514	479314
BAHRAIN	14962	69181	8321	31341	382048	281410	219327	131658
QATAR	37154	4406	20811	2002	155661	189827	87102	86635
ARAB EMIRAT	422515	97645	235923	45341	1324379	1058154	745745	487627
OMAN	14557	14584	8098	6898	326300	371289	181186	168110
NORTH YEMEN	2452	3127	1376	1457	119919	148775	66748	68390
SOUTH YEMEN	522	1394	292	627	33897	39119	18923	17955
AFGHANISTAN	69931	66395	39246	31121	52879	49481	29373	22629
PAKISTAN	527608	492599	293594	226735	899163	1110267	501480	507958
INDIA	1603804	1410814	891443	647397	3230651	3370596	1804416	1566744
BANGLADESH	95121	70544	53339	32786	238682	214208	132384	98761
MALDIVES	4517	1527	2523	682	5612	8575	3157	4010
SRI LANKA	231510	228588	128900	106186	147474	166430	82033	76678
NEPAL	75386	52986	42194	24539	26008	23166	14544	10524
BHUTAN	55	1	30	-	4709	21217	2572	10054
BURMA	13736	27555	7661	12543	73412	103593	41718	47466
THAILAND	1441861	1354379	802053	622866	1343370	934591	751691	432090
LAOS	113	568	63	261	3174	1839	1734	828
VIETNAM	13927	18522	7770	8418	23593	20467	13431	9477
KAMPUCHEA	111	10	62	4	442	207	244	77
INDONESIA	895497	861165	493498	396596	1196088	1676466	668192	778046
MALAYSIA	1449667	1433106	807602	660587	801057	601335	448767	370075
BRUNEI	2622	2003	1458	909	19771	23633	11004	10894
SINGAPORE	1532911	1368861	857448	638686	1936388	1802640	1083358	833467
PHILIPPINES	921800	930396	512158	430628	669678	597911	373947	277772

5 IMPORTS AND EXPORTS (SPECIAL TRADE) BY CONTINENTS AND COUNTRIES
(COUNTRIES OF PRODUCTION AND CONSUMPTION)

COUNTRY	IMPORTS				EXPORTS			
	1987 1 000 DM	1986	1987 1 000 \$	1986	1987 1 000 DM	1986	1987 1 000 \$	1986
MONGOLIA	3809	2692	2115	1244	10742	4305	5878	1927
CHINA	3455771	2703303	1927200	1250338	4999586	6221063	2796568	2879023
NORTH KOREA	186401	154669	103872	70317	221884	82575	126752	38851
SOUTH KOREA	4012530	3080405	2233213	1431585	2799034	2563742	1561842	1195106
JAPAN	25245052	24030429	14082815	11114113	10544532	8706684	5903410	4039887
TAIWAN	4284433	3274449	2388541	1519818	2664607	2179741	1489181	1012867
HONG KONG	4259551	4169945	2369017	1935393	2196566	2036958	1226136	944645
MACAO	339753	334352	188796	154011	3850	6720	2127	3232
AUSTRALIA AND OCEANIA	2843429	2989503	1587044	1387709	4140033	4783230	2313496	2202420
AUSTRALIA	1829395	1745462	1022855	809032	3458461	4007049	1933869	1844240
PAPUA NEW G	527478	752495	293709	350483	28094	40925	15715	18749
AUST OCEANIA	216	283	116	134	1120	1249	619	573
NAURU	6	32	4	15	129	167	74	74
NEW ZEALAND	408824	404679	227136	188017	564859	616253	314815	283953
SOLOMON IS	3163	5954	1790	2761	532	7185	301	3477
TUVALU	-	24	-	12	66	22	35	9
AMER OCEANIA	549	8	301	4	6988	14363	3897	6576
NEW CALEDON	52552	49655	29244	23081	25500	27081	14186	12604
WALLIS FUTUN	-	-	-	-	30	36	18	16
KIRIBATI	487	950	281	441	148	338	83	149
PITCAIRN	10	-	5	-	-	-	-	-
N ZEAL OCEAN	640	1043	367	470	4656	686	2554	311
FIJI	2572	6118	1442	2782	7270	8082	4016	3735
VANUATU	14057	18628	7863	8537	330	1542	179	728
TONGA	504	130	279	64	1252	389	692	183
WEST SAMOA	2248	2719	1245	1257	2902	5251	1614	2519
FR POLYNESIA	678	778	380	355	36314	51027	20060	23740
POLAR REG	50	545	27	264	1382	1585	769	784
MISCELLANEOUS	261230	252088	145845	117716	839201	1060867	468454	482745
SHIPS SUPPL	260978	251989	145707	117666	839201	1060867	468454	482745
UNID COUNTR	252	99	138	50	-	-	-	-
TOTAL	409641283	413744431	228439371	190852326	527376738	526363011	294366376	243303019

6 IMPORTS AND EXPORTS (SPECIAL TRADE) BY GROUPS OF THE SITC-REV. II AND BY COUNTRIES OF PRODUCTION AND CONSUMPTION 1987

GROUP COUNTRY	DT * 100 KG	1 000 DM	1 000 \$	GROUP COUNTRY	DT * 100 KG	1 000 DM	1 000 \$
001 LIVE ANIMALS 1)				ITALY	142 948	61 504	34 509
IMPORTS	2 041 631	630 878	352 074	UNITED KINGDOM	536 693	202 371	112 640
FRANCE	199 602	131 589	73 757	IRELAND	163 799	107 312	60 207
BELGIUM LUX	110 242	40 107	22 470	DENMARK	916 250	433 811	241 420
NETHERLANDS	1 418 356	349 470	194 682	GREECE	2 844	763	423
ITALY	582	908	500	SPAIN	9 436	6 531	3 716
UNITED KINGDOM	15 619	12 398	6 985	ICELAND	968	368	205
IRELAND	363	476	265	SWEDEN	337	90	50
DENMARK	20 894	7 260	4 049	SWITZERLAND	12 688	2 189	1 209
PORTUGAL	54	69	39	AUSTRIA	87 266	27 733	15 604
SPAIN	563	689	374	YUGOSLAVIA	13 919	8 107	4 579
ICELAND	531	356	200	POLAND	227 052	143 471	82 814
NORWAY	25	66	36	CZECHOSLOVAKIA	105 133	77 025	42 890
SWEDEN	201	639	356	HUNGARY	219 561	91 276	51 677
SWITZERLAND	7 469	3 323	1 848	ROMANIA	49 283	27 483	15 372
AUSTRIA	83 381	15 357	10 201	BULGARIA	1 494	876	505
SOVIET UNION	1 144	651	365	ZIMBABWE	47 795	43 105	24 049
POLAND	116 588	36 833	20 490	REP S AFRICA	5 295	4 136	2 273
CZECHOSLOVAKIA	10 088	3 316	1 844	BOTSWANA	40 696	28 300	15 643
HUNGARY	54 144	17 936	10 034	SWAZILAND	9 216	6 313	3 456
USA	894	5 255	2 921	USA	22 661	18 128	10 088
CANADA	386	565	314	CANADA	1 273	828	470
BRAZIL	46	74	42	MEXICO	500	599	334
ARGENTINA	264	330	183	BRAZIL	105 316	96 763	54 118
EXPORTS	1 935 828	779 827	434 523	CHILE	2 042	593	325
FRANCE	199 826	56 731	31 471	PARAGUAY	612	486	278
BELGIUM LUX	448 774	139 568	77 687	URUGUAY	59 134	52 813	29 339
NETHERLANDS	466 290	161 485	89 942	ARGENTINA	303 833	349 307	195 252
ITALY	407 840	202 104	112 495	CYPRUS	79	52	32
UNITED KINGDOM	697	2 104	1 211	ISRAEL	1 182	2 980	1 678
DENMARK	1 794	3 025	1 684	BANGLADESH	223	199	109
GREECE	1 752	1 085	619	THAILAND	9 508	6 405	3 545
PORTUGAL	29 327	11 440	6 353	INDONESIA	157	121	69
SPAIN	151 325	57 002	31 742	CHINA	3 770	2 342	1 376
CANARY IS	20	150	81	AUSTRALIA	69 877	39 984	22 266
NORWAY	37	123	69	NEW ZEALAND	134 962	75 031	41 563
SWEDEN	222	707	390	EXPORTS	5 827 531	2 781 693	1 544 809
FINLAND	369	1 257	702	FRANCE	1 084 183	652 527	362 853
SWITZERLAND	5 069	12 205	6 796	BELGIUM LUX	169 326	24 551	13 640
AUSTRIA	2 204	3 280	1 825	NETHERLANDS	180 821	61 183	34 247
YUGOSLAVIA	11 019	4 980	2 750	ITALY	1 702 459	1 030 891	571 315
TURKEY	28 844	10 082	5 709	UNITED KINGDOM	126 652	47 352	26 403
SOVIET UNION	24 638	11 593	6 564	IRELAND	408	239	135
POLAND	1 189	740	433	DENMARK	130 565	80 341	44 888
CZECHOSLOVAKIA	2 390	1 576	918	GREECE	866 203	513 765	285 926
HUNGARY	164	392	225	PORTUGAL	98 722	55 217	30 671
BULGARIA	1 331	1 596	874	SPAIN	21 813	8 237	4 586
MOROCCO	26 736	5 700	3 144	CANARY IS	8 807	4 253	2 340
ALGERIA	132	103	60	CEUTA MEL	430	158	88
TUNISIA	17 018	4 543	2 513	NORWAY	195	288	157
LIBYA	25 728	7 089	3 993	SWEDEN	41 580	1 529	847
EGYPT	1 330	8 110	4 504	FINLAND	405	540	298
SUDAN	138	500	284	SWITZERLAND	22 838	14 107	7 808
NIGERIA	6	102	57	AUSTRIA	19 004	7 555	4 300
UGANDA	6 905	2 855	1 602	GIBRALTAR	911	378	210
TANZANIA	723	416	255	MALTA	2 076	601	334
REP S AFRICA	67	419	234	YUGOSLAVIA	225 176	40 648	22 319
USA	1 820	8 482	4 724	TURKEY	49 346	12 002	6 714
CANADA	407	1 295	758	SOVIET UNION	224	56	31
MEXICO	92	221	129	POLAND	9 442	2 736	1 497
COLOMBIA	1 902	1 058	598	CZECHOSLOVAKIA	26 093	1 190	672
VENEZUELA	13	162	89	HUNGARY	28 524	5 354	2 966
PERU	63	160	88	ROMANIA	8 315	1 793	976
BRAZIL	53	690	395	TUNISIA	24 955	7 581	4 176
CHILE	16	90	49	LIBYA	4 156	1 890	1 058
BOLIVIA	32	340	189	EGYPT	464 810	99 429	54 765
ARGENTINA	113	436	242	SENEGAL	3 249	323	187
CYPRUS	22	176	99	GUINEA	2 049	200	114
LEBANON	4 402	1 423	782	IVORY COAST	42 046	4 605	2 602
SYRIA	11 975	6 402	3 546	TOGO	9 522	967	534
IRAQ	10 764	4 469	2 568	BENIN	490	103	62
IRAN	10 175	6 341	4 604	NIGERIA	99	55	33
ISRAEL	3 389	540	330	CAMEROON	5 247	725	405
JORDAN	12 687	3 711	2 051	EQUAT GUINEA	1 515	301	179
SAUDI ARABIA	15 655	8 628	4 791	GABON	16 004	1 825	1 033
KUWAIT	21 478	5 792	3 281	CONGO	2 589	412	244
QATAR	2 264	1 025	590	ZAMBIA	42 473	4 745	2 702
ARAB EMIRAT	855	593	328	ANGOLA	1 587	436	237
OMAN	793	222	123	MAURITIUS	3 574	975	559
NORTH YEMEN	957	1 175	676	COMOROS	6 981	736	414
PAKISTAN	296	2 907	1 613	REP S AFRICA	36 264	6 838	3 851
INDIA	4 414	1 568	854	LESOTHO	1 098	126	73
SRI LANKA	16	250	134	NETH ANTILL	329	56	32
THAILAND	21	110	61	PERU	231	56	31
INDONESIA	13	489	265	BRAZIL	22 818	5 550	3 075
MALAYSIA	50	471	263	URUGUAY	142	69	37
PHILIPPINES	27	360	202	CYPRUS	859	144	79
CHINA	2 611	2 031	1 164	LEBANON	21 753	2 896	1 607
SOUTH KOREA	170	918	505	IRAQ	6 976	2 943	1 625
JAPAN	196	1 571	881	IRAN	130 117	42 224	23 336
TAIWAN	17	278	155	JORDAN	14 769	3 718	2 036
AUSTRALIA	99	172	93	SAUDI ARABIA	48 256	12 316	6 902
				KUWAIT	13 754	3 929	2 169
				BAHRAIN	425	218	122
				ARAB EMIRAT	1 345	428	235
				AFGHANISTAN	8 967	573	323
				PHILIPPINES	6 296	1 215	670
				HONG KONG	35 322	5 187	2 901
				VANUATU	460	88	48
011 MEAT FRESH, CHILLED, FROZEN							
IMPORTS	10 135 835	4 734 789	2 646 794				
FRANCE	1 096 004	616 525	346 453				
BELGIUM LUX	783 819	387 308	216 327				
NETHERLANDS	4 941 877	1 811 420	1 009 904				

1) NUMBERS OF HORSES SEE PAGE 501

6 IMPORTS AND EXPORTS (SPECIAL TRADE) BY GROUPS OF THE SITC-REV. 11 AND BY COUNTRIES OF PRODUCTION AND CONSUMPTION 1987

GROUP COUNTRY	DT = 100 KG	1 000 DM	1 000 \$	GROUP COUNTRY	DT = 100 KG	1 000 DM	1 000 \$
012 MEAT DRIED, SALTED, SMOKED				TAIWAN	173	579	322
IMPORTS	70 003	102 043	57 002	HONG KONG	472	949	532
FRANCE	3 621	4 679	2 633	AUSTRALIA	378	360	210
BELGIUM LUX	31 077	30 797	17 147	022 MILK AND CREAM			
NETHERLANDS	5 107	6 720	3 773	IMPORTS	3 415 811	528 287	294 471
ITALY	21 263	47 436	26 516	FRANCE	848 168	129 332	72 029
UNTD KINGDOM	417	373	215	BELGIUM LUX	930 376	116 211	64 750
DENMARK	6 037	6 705	3 736	NETHERLANDS	949 267	187 700	104 677
SWEDEN	36	83	48	ITALY	56 968	923	539
SWITZERLAND	2 029	4 851	2 709	UNTD KINGDOM	90 112	30 413	16 898
YUGOSLAVIA	263	294	167	IRELAND	84 139	31 389	17 589
EXPORTS	132 253	87 699	48 966	DENMARK	154 644	17 777	9 850
FRANCE	14 765	17 726	9 888	GREECE	2 756	864	483
BELGIUM LUX	4 916	6 605	3 676	SPAIN	12 128	3 607	2 052
NETHERLANDS	6 871	5 475	3 061	SWEDEN	758	259	141
ITALY	1 379	1 854	1 032	SWITZERLAND	5 110	2 328	1 300
UNTD KINGDOM	98 830	51 146	28 563	AUSTRIA	275 263	5 662	3 145
IRELAND	668	427	246	USA	637	147	84
DENMARK	612	951	529	NEW ZEALAND	5 294	1 659	925
SPAIN	44	55	32	EXPORTS	27 990 757	3 356 907	1 878 387
CANARY IS	322	441	243	FRANCE	359 908	110 031	63 056
SWEDEN	486	740	413	BELGIUM LUX	1 204 663	125 720	69 934
SWITZERLAND	168	288	166	NETHERLANDS	7 706 778	1 032 037	579 157
AUSTRIA	49	64	35	ITALY	15 614 597	1 439 599	802 178
POLAND	612	62	36	UNTD KINGDOM	108 503	23 664	13 214
LIBERIA	788	120	65	DENMARK	175 835	45 569	25 467
REP S AFRICA	765	289	174	GREECE	458 095	121 896	68 034
USA	654	940	522	PORTUGAL	562	120	71
THAILAND	53	133	75	SPAIN	13 581	2 273	1 299
JAPAN	38	65	37	CANARY IS	166 081	13 930	7 759
HONG KONG	90	131	75	CEUTA MEL	18 536	952	531
014 MEAT PREP'D, PRSVD, NES ETC				SWEDEN	268	113	68
IMPORTS	1 102 257	696 358	388 632	SWITZERLAND	27 746	4 613	2 572
FRANCE	100 008	91 709	51 463	AUSTRIA	78 036	4 362	2 482
BELGIUM LUX	174 951	112 139	62 685	GIBRALTAR	670	66	38
NETHERLANDS	169 947	112 145	62 500	MALTA	19 031	2 463	1 393
ITALY	62 618	71 713	40 046	YUGOSLAVIA	4 525	742	401
UNTD KINGDOM	1 361	1 353	745	TURKEY	11 610	834	487
IRELAND	11 478	9 635	5 367	SOVIET UNION	12 934	6 599	3 668
DENMARK	124 283	73 868	41 199	POLAND	6 332	436	246
GREECE	118	57	30	ROMANIA	23 006	4 161	2 315
SPAIN	250	113	63	BULGARIA	59 403	4 412	2 554
NORWAY	321	247	138	MOROCCO	2 127	465	269
SWEDEN	12 039	5 775	3 208	ALGERIA	361 947	79 428	44 096
SWITZERLAND	368	660	365	TUNISIA	23 700	8 792	4 801
AUSTRIA	468	842	470	LIBYA	46 340	8 801	5 065
YUGOSLAVIA	46 830	15 539	8 606	EGYPT	62 968	13 499	7 477
POLAND	85 664	30 768	17 057	SUDAN	15 570	3 253	1 822
CZECHOSLOVA	12 769	5 388	3 013	MAURITANIA	116 548	9 964	5 463
HUNGARY	97 544	52 231	29 074	MALI	9 891	1 926	1 123
ROMANIA	52 184	15 917	8 881	BURKINA FASO	3 510	742	407
REP S AFRICA	50	101	56	NIGER	4 850	1 188	689
BOTSWANA	120	260	159	CHAD	2 700	581	319
USA	15 350	3 416	1 936	CAPE VERDE	6 854	1 976	1 193
CANADA	928	333	196	SENEGAL	7 087	717	397
BRAZIL	50 246	36 782	20 597	GAMBIA	7 244	1 707	936
URUGUAY	133	315	171	GUIN BISSAU	3 341	750	413
ARGENTINA	56 616	41 796	23 205	GUINEA	2 070	359	197
ISRAEL	24 957	12 128	6 730	SIERRA LEONE	4 197	1 020	549
THAILAND	210	110	60	LIBERIA	4 344	592	332
JAPAN	95	110	63	IVORY COAST	19 600	3 731	2 073
AUSTRALIA	334	894	540	GHANA	10 778	2 111	1 163
EXPORTS	352 241	276 404	154 364	TOGO	3 302	372	211
FRANCE	71 538	56 235	31 337	BENIN	1 223	252	153
BELGIUM LUX	57 321	43 127	24 043	NIGERIA	22 616	7 122	4 023
NETHERLANDS	78 716	59 148	33 135	CAMEROON	2 916	718	412
ITALY	10 252	9 545	5 306	S. TOME PRINC	514	127	75
UNTD KINGDOM	70 622	56 808	31 683	GABON	3 624	650	363
IRELAND	230	194	112	CONGO	1 332	333	180
DENMARK	23 008	14 689	8 175	ZAIRE	11 239	1 888	1 036
GREECE	3 073	2 100	1 181	BURUNDI	1 000	263	144
PORTUGAL	63	75	43	ANGOLA	6 050	1 328	731
SPAIN	4 214	2 625	1 474	ETHIOPIA	18 776	4 661	2 559
CANARY IS	3 158	2 597	1 452	DJIBOUTI	1 460	157	86
SWEDEN	5 173	6 404	3 596	SOMALIA	24 050	5 951	3 343
FINLAND	509	468	268	UGANDA	16 520	3 526	1 946
SWITZERLAND	8 137	9 420	5 271	TANZANIA	5 222	1 116	654
AUSTRIA	840	1 120	633	MOZAMBIQUE	32 296	7 163	4 075
ANDORRA	131	93	52	MADAGASCAR	11 340	2 757	1 528
POLAND	2 275	852	477	MAURITIUS	500	123	66
CZECHOSLOVA	903	1 117	649	COMOROS	1 000	244	132
ROMANIA	1 555	1 557	883	ZAMBIA	2 530	578	339
IVORY COAST	251	71	41	ZIMBABWE	500	122	67
MOZAMBIQUE	278	193	106	REP S AFRICA	14 554	3 329	1 826
ZAMBIA	39	70	38	BOTSWANA	4 000	1 069	584
REP S AFRICA	1 860	1 083	618	SWAZILAND	2 900	643	391
USA	820	739	407	USA	147	132	71
LEBANON	1 739	430	238	CANADA	385	288	158
IRAQ	131	121	63	BERMUDA	667	78	43
JORDAN	87	79	43	GUATEMALA	3 515	877	519
SAUDI ARABIA	719	566	316	EL SALVADOR	1 100	278	165
KUWAIT	812	676	379	CUBA	317	63	39
BAHRAIN	173	154	85	HAITI	30 442	5 154	2 871
SINGAPORE	66	57	31	DOMINIC REP	1 500	412	253
JAPAN	1 261	1 251	702	ANTIGUA	3 031	309	173
				DOMINICA	2 250	574	317
				MARTINIQUE	1 192	133	74
				JAMAICA	37 001	9 390	5 467
				ST LUCIA	718	83	46

6 IMPORTS AND EXPORTS (SPECIAL TRADE) BY GROUPS OF THE SITC-REV. II AND BY COUNTRIES OF PRODUCTION AND CONSUMPTION 1987

GROUP COUNTRY	DT * 100 KG	1 000 DM	1 000 \$	GROUP COUNTRY	DT * 100 KG	1 000 DM	1 000 \$
ST VINCENT	724	76	41	NORTH YEMEN	150	56	31
TRINIDAD TOB	37 162	4 784	2 695	INDIA	21 866	4 855	2 887
GRENADA	2 156	515	285	SINGAPORE	760	241	142
NETH ANTILL	3 467	543	297	CHINA	1 104	1 084	585
COLOMBIA	7 500	1 839	1 068	SOUTH KOREA	176	68	39
GUYANA	3 000	637	357				
SURINAME	540	57	34				
ECUADOR	4 800	1 369	787	024 CHEESE AND CURD			
PERU	16 680	2 692	1 468	IMPORTS	3 085 566	2 386 214	1 332 172
BRAZIL	5 940	1 263	711	FRANCE	778 341	685 372	383 174
CHILE	15 336	3 901	2 116	BELGIUM LUX	12 649	12 208	6 758
BOLIVIA	16 012	3 941	2 134	NETHERLANDS	1 637 178	1 127 541	629 455
PARAGUAY	3 000	489	274	ITALY	106 332	105 378	58 739
CYPRUS	554	122	70	UNITD KINGDOM	30 091	19 193	10 609
LEBANON	3 992	918	498	IRELAND	10 961	7 208	4 018
SYRIA	500	129	71	DENMARK	332 326	262 404	146 198
IRAQ	29 279	10 296	5 848	GREECE	24 014	19 788	11 048
IRAN	8 180	1 275	704	SPAIN	1 354	1 279	712
ISRAEL	1 800	556	317	NORWAY	8 986	5 414	3 020
JORDAN	10 762	1 786	999	SWEDEN	110	121	67
SAUDI ARABIA	128 602	37 555	20 875	FINLAND	1 424	967	552
KUWAIT	38 701	10 590	5 826	SWITZERLAND	83 925	104 560	58 312
BAHRAIN	7 021	1 118	626	AUSTRIA	21 715	11 053	6 210
QATAR	3 902	517	286	TURKEY	2 790	1 148	637
ARAB EMIRAT	19 559	2 500	1 387	HUNGARY	1 318	809	452
OMAN	24 748	3 353	1 889	ROMANIA	630	213	117
NORTH YEMEN	1 050	281	155	BULGARIA	19 154	14 105	7 891
SOUTH YEMEN	6 050	1 521	850	NEW ZEALAND	12 194	7 398	4 171
PAKISTAN	37 240	9 460	5 255				
INDIA	240 904	41 887	24 008	EXPORTS	3 033 810	1 761 271	981 066
NEPAL	500	148	91	FRANCE	132 668	95 035	53 421
BHUTAN	600	140	85	BELGIUM LUX	279 708	171 223	95 357
BURMA	33 546	5 038	2 965	NETHERLANDS	122 481	56 060	31 209
THAILAND	53 371	13 459	7 446	ITALY	1 371 252	880 644	490 106
VIETNAM	9 040	2 267	1 388	UNITD KINGDOM	272 690	170 614	95 155
INDONESIA	10 195	2 574	1 429	IRELAND	3 596	2 657	1 481
SINGAPORE	3 304	223	125	DENMARK	14 021	9 160	5 101
PHILIPPINES	23 271	6 594	3 836	GREECE	165 385	115 558	64 319
CHINA	24 650	6 177	3 329	PORTUGAL	1 152	863	494
JAPAN	74 357	22 447	12 987	SPAIN	26 906	20 478	11 435
TAIWAN	11 973	2 419	1 402	CANARY IS	9 844	4 991	2 773
HONG KONG	4 590	427	235	NORWAY	1 767	1 996	1 118
				SWEDEN	15 155	10 058	5 614
023 BUTTER				FINLAND	2 323	2 347	1 317
IMPORTS	1 073 125	649 177	363 834	SWITZERLAND	5 014	5 233	2 919
FRANCE	30 563	20 062	11 214	AUSTRIA	78 167	46 770	26 049
BELGIUM LUX	118 048	53 241	30 387	ANDORRA	839	407	227
NETHERLANDS	551 399	352 197	197 387	VATICAN CITY	550	260	146
ITALY	1 441	900	495	MALTA	9 086	4 315	2 412
UNITD KINGDOM	89 901	36 447	20 511	YUGOSLAVIA	201	66	41
IRELAND	194 493	122 554	68 394	TURKEY	2 564	285	161
DENMARK	86 964	63 685	35 397	POLAND	9 914	2 860	1 616
SWEDEN	312	87	48	CZECHOSLOVA	3 773	2 246	1 280
EXPORTS	2 439 054	506 071	285 280	ROMANIA	109	242	139
FRANCE	165 085	22 803	12 561	MOROCCO	438	93	50
BELGIUM LUX	258 279	97 261	53 767	ALGERIA	35 483	7 809	4 325
NETHERLANDS	168 647	18 428	10 200	TUNISIA	206	55	32
ITALY	380 457	227 787	130 728	LIBYA	21 555	8 173	4 507
UNITD KINGDOM	2 565	2 574	1 443	EGYPT	4 737	2 153	1 177
DENMARK	13 299	5 305	2 896	LIBERIA	170	100	55
GREECE	8 662	6 297	3 492	REP S AFRICA	16 116	3 772	2 140
SPAIN	217	102	56	USA	23 087	17 128	9 494
CANARY IS	3 403	865	478	CANADA	5 845	5 368	2 996
SWITZERLAND	42 622	9 084	5 210	BAHAMAS	380	211	117
SOVIET UNION	1 280 902	81 028	45 249	BARBADOS	242	97	52
POLAND	31 292	5 783	3 186	VENEZUELA	245	192	111
LIBYA	2 806	637	349	BRAZIL	6 633	2 138	1 150
EGYPT	1 757	438	243	CYPRUS	2 615	1 256	700
NIGER	151	160	87	LEBANON	3 130	768	430
CAPE VERDE	150	150	83	SYRIA	3 929	1 513	926
SENEGAL	950	445	244	IRAQ	163	154	86
GUIN BISSAU	450	180	97	IRAN	236 773	45 283	25 000
SIERRA LEONE	150	87	48	JORDAN	5 024	2 104	1 183
TOGO	236	186	99	SAUDI ARABIA	26 529	11 030	6 188
BENIN	450	263	145	KUWAIT	22 577	10 945	6 085
CAMEROON	300	320	172	BAHRAIN	4 811	2 729	1 511
CENT AFR REP	150	160	86	QATAR	4 142	2 096	1 162
EQUAT GUINEA	150	160	86	ARAB EMIRAT	8 141	4 228	2 333
ZAIRE	1 200	1 280	689	OMAN	2 215	1 110	614
RWANDA	150	60	32	INDIA	56 140	16 201	9 048
ANGOLA	1 003	477	261	JAPAN	234	241	133
ETHIOPIA	620	242	131	HONG KONG	11 117	8 810	4 941
SOMALIA	3 150	3 144	1 728	NEW ZEALAND	470	409	226
UGANDA	150	57	31	NEW CALEDON	76	61	34
MOZAMBIQUE	1 891	1 424	786				
MADAGASCAR	1 100	1 007	542	025 EGGS, BIRDS, FRESH, PRSRVD			
USA	339	257	147	IMPORTS	3 236 338	705 020	393 250
CUBA	5 311	1 758	957	FRANCE	18 022	8 050	4 514
AM VIRGIN IS	820	185	104	BELGIUM LUX	240 481	51 445	28 622
CHILE	1 254	301	166	NETHERLANDS	2 869 140	620 405	346 160
BOLIVIA	780	454	251	ITALY	1 870	1 175	670
URUGUAY	150	60	32	UNITD KINGDOM	29 384	10 480	5 794
CYPRUS	701	192	106	DENMARK	1 555	949	529
LEBANON	1 082	534	320	SPAIN	7 637	1 453	825
IRAQ	67	66	37	SWEDEN	2 305	244	133
IRAN	25 390	5 615	3 072	FINLAND	18 696	1 580	866
JORDAN	2 594	999	551	AUSTRIA	785	232	128
SAUDI ARABIA	2 892	751	422	YUGOSLAVIA	529	425	234
KUWAIT	337	82	44	CZECHOSLOVA	36 544	3 914	2 172
ARAB EMIRAT	587	139	76				

6 IMPORTS AND EXPORTS (SPECIAL TRADE) BY GROUPS OF THE SITC-PEV. II AND BY COUNTRIES OF PRODUCTION AND CONSUMPTION 1987

GROUP COUNTRY	DT * 100 KG	1 000 DM	1 000 \$	GROUP COUNTRY	DT * 100 KG	1 000 DM	1 000 \$
HUNGARY	152	162	90	CHINA	39 691	10 784	6 026
USA	1 117	1 317	730	SOUTH KOREA	35 056	10 714	6 114
CANADA	470	638	355	JAPAN	6 717	6 519	3 592
ISRAEL	6 460	2 279	1 277	TAIWAN	4 666	2 557	1 435
CHINA	232	145	81	HONG KONG	56	729	408
EXPORTS	473 924	117 144	65 369	AUSTRALIA	1 558	1 896	1 046
FRANCE	15 578	3 570	2 001	NEW ZEALAND	1 714	1 092	602
BELGIUM LUX	6 747	2 539	1 418	EXPORTS	536 630	240 765	134 063
NETHERLANDS	24 414	7 187	4 019	FRANCE	146 213	75 776	42 217
ITALY	234 149	49 093	27 377	BELGIUM LUX	32 774	22 440	12 519
UNTD KINGDOM	14 087	5 920	3 317	NETHERLANDS	91 747	28 088	15 639
DENMARK	8 728	1 865	1 029	ITALY	21 239	20 381	11 365
GREECE	1 178	716	407	UNTD KINGDOM	41 249	24 168	13 354
SPAIN	1 193	740	413	DENMARK	65 702	16 535	9 233
NORWAY	202	54	30	GREECE	3 173	1 402	796
SWITZERLAND	90 789	13 791	7 676	PORTUGAL	1 047	684	392
AUSTRIA	32 221	7 999	4 443	SPAIN	4 242	1 318	737
YUGOSLAVIA	757	824	457	ICELAND	129	58	32
TURKEY	1 326	607	351	SWEDEN	3 278	1 473	832
ALGERIA	5 819	3 022	1 720	FINLAND	5 957	2 809	1 562
LIBYA	231	116	65	SWITZERLAND	9 982	8 433	4 695
EGYPT	7 386	4 131	2 308	AUSTRIA	30 644	18 914	10 514
SUDAN	1 003	587	326	YUGOSLAVIA	868	150	84
REP S AFRICA	4 319	624	337	TURKEY	674	168	94
USA	259	61	34	POLAND	83	787	435
IRAN	800	1 614	887	CZECHOSLOVA	54 823	7 951	4 390
SAUDI ARABIA	6 922	4 047	2 260	LIBYA	120	68	37
ARAB EMIRAT	2 133	1 091	612	IVORY COAST	12 722	827	492
NORTH YEMEN	6 202	3 631	2 038	USA	580	392	214
PAKISTAN	132	77	42	CYPRUS	1 123	304	173
INDONESIA	172	146	80	ISRAEL	7 814	2 251	1 246
SINGAPORE	68	58	31	SINGAPORE	1	55	30
JAPAN	5 100	2 507	1 401	JAPAN	280	1 966	1 098
HONG KONG	1 396	198	108	TAIWAN	16	2 312	1 300
				HONG KONG	17	764	423
				AUSTRALIA	82	82	45
034 FISH FRESH, CHILLED, FROZEN				035 FISH SALTED, DRIED, SMOKED			
IMPORTS	3 096 663	1 147 342	640 520	IMPORTS	211 597	164 684	93 649
FRANCE	114 282	61 557	34 316	FRANCE	1 171	2 115	1 249
BELGIUM LUX	12 844	10 155	5 707	BELGIUM LUX	47	85	47
NETHERLANDS	272 970	93 405	52 010	NETHERLANDS	85 806	27 459	15 337
ITALY	24 718	17 863	10 069	ITALY	311	260	152
UNTD KINGDOM	88 060	27 884	15 513	UNTD KINGDOM	690	821	470
IRELAND	134 161	18 835	10 483	IRELAND	23 422	6 320	3 626
DENMARK	933 601	330 446	184 216	DENMARK	39 242	82 797	47 592
GREECE	2 399	2 438	1 371	GREECE	236	162	92
PORTUGAL	1 914	625	349	SPAIN	2 433	1 814	1 016
SPAIN	7 415	3 405	1 915	ICELAND	29 932	14 982	8 391
CANARY IS	247	254	137	FAROE IS	11 256	5 507	3 104
ICELAND	366 415	99 933	55 662	NORWAY	8 070	10 471	5 926
FAROE IS	114 559	58 330	32 299	SWEDEN	364	917	536
NORWAY	421 114	184 382	103 383	FINLAND	33	64	33
SWEDEN	27 966	13 039	7 244	SWITZERLAND	99	786	447
SWITZERLAND	123	111	62	POLAND	217	305	182
AUSTRIA	1 050	784	436	USA	462	1 101	656
YUGOSLAVIA	4 842	2 041	1 157	CANADA	7 256	7 890	4 329
TURKEY	10 830	3 535	1 976	THAILAND	166	162	94
SOVIET UNION	1 541	652	365	SINGAPORE	10	72	39
POLAND	223 242	64 273	36 160	SOUTH KOREA	64	77	44
CZECHOSLOVA	11 927	5 885	3 307	JAPAN	74	242	135
HUNGARY	5 722	3 620	2 047	HONG KONG	30	103	56
ROMANIA	824	943	536	EXPORTS	26 035	22 755	12 853
BULGARIA	1 660	705	400	FRANCE	1 129	2 126	1 205
MOROCCO	1 310	1 872	1 042	BELGIUM LUX	440	718	399
EGYPT	242	480	267	NETHERLANDS	809	626	351
MAURITANIA	222	61	35	ITALY	1 441	1 811	1 011
SENEGAL	4 306	3 787	2 107	UNTD KINGDOM	24	60	34
NIGERIA	25	378	212	DENMARK	172	359	212
CONGO	5	313	171	SPAIN	1 310	1 726	968
ZAIRE	6	458	253	NORWAY	250	125	69
BURUNDI	11	340	192	SWITZERLAND	990	3 129	1 780
KENYA	15	204	115	AUSTRIA	1 800	1 907	1 099
TANZANIA	6	112	63	CZECHOSLOVA	52	73	41
MAURITIUS	674	388	214	HUNGARY	28	70	42
ZAMBIA		137	76	SUDAN	120	56	31
MALAWI	12	238	135	NIGER	240	113	62
REP S AFRICA	19 206	8 086	4 535	SENEGAL	120	56	35
USA	22 475	15 973	9 040	GHANA	7 170	3 772	2 110
CANADA	83 016	24 210	13 471	TOGO	440	218	127
GREENLAND	1 549	743	413	S TOME PRINC	1 150	599	328
ST PIERRE	9 498	5 266	2 889	ETHIOPIA	120	58	31
PANAMA	57	67	36	UGANDA	120	56	34
CAYMAN IS	808	290	161	MOZAMBIQUE	150	70	38
TRINIDAD TOB	248	166	91	REUNION	313	247	142
NETH ANTILL	483	276	154	ZAMBIA	110	58	31
COLOMBIA	73	1 391	780	ZIMBABWE	2 000	1 054	645
PERU	309	400	225	DOMINIC REP	900	549	298
BRAZIL	206	2 382	1 337	BRAZIL	2 550	1 108	599
CHILE	2 321	862	477	JAPAN	1 889	1 823	1 027
PARAGUAY	4	95	51	036 SHELL FISH FRESH, FROZEN			
URUGUAY	27 144	10 034	5 561	IMPORTS	240 568	176 522	98 909
ARGENTINA	42 878	12 195	6 739	FRANCE	18 978	21 295	11 985
IRAN	466	546	301	BELGIUM LUX	2 562	6 565	3 694
ISRAEL	371	850	473	NETHERLANDS	32 007	18 726	10 502
PAKISTAN	1 980	1 677	927				
INDIA	5	116	65				
SRI LANKA	33	410	230				
THAILAND	503	948	531				
INDONESIA	211	914	510				
SINGAPORE	1 807	10 038	5 603				
PHILIPPINES	42	676	381				

6 IMPORTS AND EXPORTS (SPECIAL TRADE) BY GROUPS OF THE SITC-REV. II AND BY COUNTRIES OF PRODUCTION AND CONSUMPTION 1987

GROUP COUNTRY	DT * 100 KG	1 000 DM	1 000 \$	GROUP COUNTRY	DT * 100 KG	1 000 DM	1 000 \$
ITALY	7 555	5 670	3 174	URUGUAY	138	56	31
UNTD KINGDOM	6 892	10 475	5 868	ARGENTINA	89	355	200
IRELAND	660	1 406	779	IRAN	501	12 355	7 022
DENMARK	60 317	8 445	4 693	ARAB EMIRAT	7	180	107
GREECE	818	1 117	623	INDIA	105	125	67
PORTUGAL	464	265	148	MALDIVES	10 473	4 237	2 365
SPAIN	16 697	7 059	3 955	SRI LANKA	100	106	59
ICELAND	698	1 023	582	THAILAND	192 839	67 701	37 826
FAROE IS	5 151	2 226	1 248	VIETNAM	86	69	41
NORWAY	3 068	1 548	887	INDONESIA	2 539	987	563
SWEDEN	3 513	146	80	MALAYSIA	9 774	7 069	3 963
YUGOSLAVIA	65	83	47	SINGAPORE	100	60	36
TURKEY	20 056	6 480	3 616	PHILIPPINES	85 843	33 597	18 707
SOVIET UNION	347	62	35	CHINA	502	2 527	1 451
POLAND	1 263	573	317	NORTH KOREA	200	58	31
CZECHOSLOVA	763	253	142	SOUTH KOREA	3 022	1 495	823
ROMANIA	910	1 197	655	JAPAN	3 332	2 763	1 550
MOROCCO	346	171	92	TAIWAN	14 413	6 980	3 863
TUNISIA	2 156	1 281	721	HONG KONG	154	69	49
CAPE VERDE	65	194	110	AUSTRALIA	53	149	82
SENEGAL	1 266	1 304	736	PAPUA NEW G	10	62	38
GAMBIA	151	249	137				
SIERRA LEONE	155	295	159	EXPORTS	449 445	305 054	170 657
CAMEROON	32	64	35				
KENYA	195	269	147	FRANCE	79 165	54 998	30 954
MOZAMBIQUE	48	66	36	BELGIUM LUX	38 517	27 839	15 486
REP S AFRICA	312	1 009	566	NETHERLANDS	78 323	57 327	32 077
USA	3 993	2 620	1 480	ITALY	92 892	62 798	34 978
CANADA	5 825	11 701	6 589	UNTD KINGDOM	16 297	9 740	5 434
GREENLAND	848	654	369	IRELAND	1 740	809	455
CUBA	298	1 211	698	DENMARK	6 047	5 613	3 157
BAHAMAS	15	87	53	GREECE	3 274	2 714	1 520
CHILE	341	752	418	PORTUGAL	221	176	99
ARGENTINA	508	220	118	SPAIN	8 406	5 738	3 206
ARAB EMIRAT	19	71	43	CANARY IS	421	382	213
OMAN	26	55	33	SWEDEN	2 666	1 386	771
PAKISTAN	319	591	327	FINLAND	6 043	2 701	1 516
INDIA	1 498	1 279	730	SWITZERLAND	7 429	6 839	3 854
BANGLADESH	6 493	15 283	8 585	AUSTRIA	61 973	34 742	19 440
BURMA	325	796	440	ANDORRA	77	149	85
THAILAND	19 534	17 224	9 623	POLAND	49	109	59
VIETNAM	918	2 402	1 340	CZECHOSLOVA	6 770	4 366	2 477
INDONESIA	3 182	7 082	3 950	HUNGARY	1 786	1 126	654
MALAYSIA	857	1 398	781	SUDAN	4 000	1 704	945
SINGAPORE	401	947	538	MALI	5 100	2 180	1 181
PHILIPPINES	268	317	174	SENEGAL	800	347	190
CHINA	4 567	9 166	5 118	GUIN BISSAU	2 000	843	481
SOUTH KOREA	252	264	145	BENIN	800	327	177
JAPAN	264	479	262	CENT AFR REP	690	294	161
TAIWAN	1 704	1 206	670	DJIBOUTI	160	68	37
HONG KONG	99	175	95	UGANDA	1 195	492	265
AUSTRALIA	38	136	82	MADAGASCAR	1 000	417	237
PAPUA NEW G	121	190	113	COMOROS	900	390	213
NEW ZEALAND	31	334	186	REP S AFRICA	278	194	110
EXPORTS	176 363	35 700	19 883	LESOTHO	900	389	212
				USA	3 778	3 108	1 752
FRANCE	6 205	3 434	1 898	CANADA	2 777	1 796	1 005
BELGIUM LUX	620	866	495	GUATEMALA	94	88	54
NETHERLANDS	121 586	17 059	9 497	VENEZUELA	11	73	41
ITALY	3 220	591	330	BRAZIL	4	53	30
UNTD KINGDOM	190	467	266	PARAGUAY	104	189	104
DENMARK	12 583	2 605	1 430	URUGUAY	145	145	82
PORTUGAL	127	114	70	ARGENTINA	38	190	105
SPAIN	29 924	7 259	4 052	ISRAEL	1 617	1 175	666
NORWAY	82	177	96	JORDAN	89	73	42
SWITZERLAND	318	672	377	SAUDI ARABIA	15	420	237
AUSTRIA	911	1 711	956	THAILAND	11	342	192
YUGOSLAVIA	186	370	202	SINGAPORE	69	952	524
HUNGARY	56	86	51	PHILIPPINES	8	161	90
HONG KONG	30	61	34	JAPAN	5 734	4 290	2 407
				TAIWAN	34	120	66
				HONG KONG	88	574	321
				AUSTRALIA	4 297	3 514	1 964
				NEW ZEALAND	105	72	38
037 FISH ETC PREPD PRSVD NES							
IMPORTS	782 621	478 385	267 072	041 WHEAT ETC UNMILLED			
				IMPORTS	17 219 657	753 399	419 916
FRANCE	26 259	19 284	10 786	FRANCE	8 609 522	368 868	203 945
BELGIUM LUX	7 982	9 466	5 288	BELGIUM LUX	852 485	24 654	13 635
NETHERLANDS	110 968	65 906	36 794	NETHERLANDS	1 506 892	67 811	37 649
ITALY	14 465	12 166	6 799	ITALY	8 857	852	466
UNTD KINGDOM	9 482	8 729	4 894	UNTD KINGDOM	3 698 759	145 967	80 568
IRELAND	18 522	3 902	2 208	DENMARK	1 700 153	72 444	41 900
DENMARK	116 372	88 385	49 409	GREECE	782 627	48 708	28 012
GREECE	2 173	1 788	1 015	SPAIN	15 778	684	368
PORTUGAL	32 332	19 789	10 918	SWEDEN	1 149	62	33
SPAIN	22 329	15 395	8 566	USA	148 413	9 997	5 621
ICELAND	18 473	29 924	16 620	CANADA	186 223	12 776	7 381
NORWAY	19 508	7 347	4 108	SAUDI ARABIA	7 539	497	294
SWEDEN	1 562	1 875	1 054	EXPORTS	22 615 143	597 714	332 683
YUGOSLAVIA	5 874	1 870	1 035	FRANCE	526 657	26 875	15 151
TURKEY	1 361	3 212	1 772	BELGIUM LUX	1 780 294	82 256	46 428
SOVIET UNION	1 427	11 602	6 560	NETHERLANDS	1 736 471	80 044	45 120
ROMANIA	3	182	106	ITALY	569 387	30 140	16 729
MOROCCO	36 841	20 018	11 049	UNTD KINGDOM	713 090	32 267	18 626
SENEGAL	177	68	37	IRELAND	125 190	8 260	4 582
IVORY COAST	1 673	909	499	DENMARK	202 312	9 973	5 630
GHANA	175	106	58	GREECE	79 012	3 821	2 092
MAURITIUS	1 359	696	383	PORTUGAL	97 582	2 147	1 170
USA	1 315	3 986	2 248	NORWAY	308 018	4 274	2 494
CANADA	3 730	4 947	2 750				
GREENLAND	135	184	103				
MEXICO	417	61	37				
BRAZIL	361	177	97				
CHILE	2 625	5 182	2 887				

6 IMPORTS AND EXPORTS (SPECIAL TRADE) BY GROUPS OF THE SITC-REV. II AND BY COUNTRIES OF PRODUCTION AND CONSUMPTION 1987

GROUP COUNTRY	DT * 100 KG	1 000 DM	1 000 \$	GROUP COUNTRY	DT * 100 KG	1 000 DM	1 000 \$
SWITZERLAND	188 985	4 329	2 364	ITALY	158 355	8 471	4 559
AUSTRIA	730	91	53	GREECE	1 136 340	59 665	32 878
SOVIET UNION	9 241 241	139 408	76 522	SPAIN	344 612	15 970	9 246
POLAND	2 562 252	72 964	40 110	AUSTRIA	19 230	7 018	4 044
LIBYA	190 369	2 551	1 415	YUGOSLAVIA	139 960	7 036	4 056
BURUNDI	60 800	1 291	741	HUNGARY	100 836	22 477	12 615
ETHIOPIA	308 611	9 487	5 183	ROMANIA	34 063	5 695	3 255
MOZAMBIQUE	30 000	581	323	REP S AFRICA	219 968	3 910	2 178
EL SALVADOR	10 000	221	119	USA	2 630 555	109 010	59 865
PERU	155 672	3 014	1 775	CANADA	11 910	4 322	2 345
CHILE	55 000	990	554	CHILE	610	320	178
CYPRUS	97 854	1 272	779	ARGENTINA	992 973	26 318	15 129
IRAN	79 901	1 157	631	ISRAEL	1 884	565	311
SOUTH YEMEN	6 240	112	63	THAILAND	380	206	115
PAKISTAN	291 014	4 781	2 640				
BANGLADESH	1 628 131	47 433	25 997	EXPORTS	1 122 631	59 181	32 922
CHINA	619 619	20 720	11 486	FRANCE	68 007	4 647	2 569
SOUTH KOREA	548 961	7 136	3 841	BELGIUM LUX	14 168	1 265	694
				NETHERLANDS	652 280	31 518	17 579
042 RICE				ITALY	708	452	246
IMPORTS	2 043 196	217 690	121 338	UNITD KINGDOM	6 428	406	220
FRANCE	36 548	4 613	2 582	DENMARK	185 566	12 474	6 886
BELGIUM LUX	219 233	60 064	33 395	PORTUGAL	365	97	53
NETHERLANDS	33 561	4 703	2 588	SWEDEN	6 000	220	123
ITALY	537 040	65 345	36 437	SWITZERLAND	179 112	4 810	2 746
UNITD KINGDOM	2 374	758	421	AUSTRIA	1 780	324	180
GREECE	796	73	42	YUGOSLAVIA	176	156	85
SPAIN	16 362	1 617	908	SOVIET UNION	789	147	81
USA	765 734	43 791	24 445	HUNGARY	2 115	631	346
GUYANA	25 147	2 414	1 352	CHINA	4 151	1 665	911
SURINAME	302 489	26 585	14 812	JAPAN	861	277	154
URUGUAY	10 551	312	179				
INDIA	3 890	784	439	045 CEREALS NES UNMILLED			
BURMA	9 219	362	200	IMPORTS	2 183 674	101 498	57 440
THAILAND	73 758	5 153	2 915	FRANCE	421 032	21 015	11 810
CHINA	4 145	824	461	BELGIUM LUX	59 106	2 923	1 664
JAPAN	584	59	35	NETHERLANDS	40 348	2 372	1 365
EXPORTS	319 881	48 431	26 976	ITALY	8 296	962	534
FRANCE	21 796	4 192	2 325	UNITD KINGDOM	23 819	1 260	731
BELGIUM LUX	19 384	3 276	1 830	IRELAND	29 387	1 543	924
NETHERLANDS	47 662	6 514	3 611	DENMARK	940 713	41 352	23 552
ITALY	2 157	364	202	GREECE	33 696	1 482	823
UNITD KINGDOM	29 101	5 817	3 267	SPAIN	223 991	10 209	5 645
DENMARK	102 277	18 337	10 203	POLAND	4 526	229	126
GREECE	8 186	2 262	1 269	HUNGARY	15 943	763	426
NORWAY	5 944	416	229	SUDAN	26 153	1 352	747
SWEDEN	10 706	727	408	USA	102 840	4 673	2 592
SWITZERLAND	3 022	204	116	CANADA	80 571	4 512	2 510
AUSTRIA	66 207	5 917	3 290	BRAZIL	18 235	617	345
ROMANIA	406	111	62	ARGENTINA	114 745	3 307	1 825
ANGOLA	1 176	69	38	CHINA	33 190	2 366	1 312
				HONG KONG	313	128	75
				AUSTRALIA	4 446	230	125
043 BARLEY UNMILLED				EXPORTS	3 972 354	78 214	43 842
IMPORTS	8 678 574	386 609	216 024	FRANCE	30 643	1 785	1 019
FRANCE	1 897 767	78 688	43 428	BELGIUM LUX	113 502	5 564	3 083
BELGIUM LUX	209 078	9 220	5 141	NETHERLANDS	232 408	9 664	5 434
NETHERLANDS	213 131	10 187	5 672	ITALY	36 838	1 737	969
UNITD KINGDOM	1 725 458	71 703	39 485	UNITD KINGDOM	84 105	3 886	2 158
IRELAND	360 461	15 811	8 951	IRELAND	15 584	728	400
DENMARK	4 161 920	196 222	110 610	DENMARK	221 955	11 215	6 255
SPAIN	57 758	2 989	1 763	NORWAY	100 730	1 181	678
CZECHOSLOVA	1 031	57	31	SWEDEN	297 316	6 923	4 114
CANADA	7 417	371	205	SWITZERLAND	129 461	2 695	1 483
AUSTRALIA	43 566	1 306	710	AUSTRIA	2 749	253	138
EXPORTS	11 316 357	160 669	90 109	YUGOSLAVIA	323	144	80
FRANCE	19 941	1 125	651	SOVIET UNION	1 492	127	69
BELGIUM LUX	255 107	11 873	6 622	POLAND	295 026	3 241	1 788
NETHERLANDS	96 380	4 263	2 397	CZECHOSLOVA	221 582	5 072	2 955
ITALY	2 895	321	185	HUNGARY	408 054	4 098	2 230
UNITD KINGDOM	1 118	104	58	JAPAN	1 779 979	19 844	10 959
DENMARK	197 792	7 481	4 050				
GREECE	656	60	35	046 WHEAT ETC MEAL OR FLOUR			
CANARY IS	13 000	181	99	IMPORTS	1 063 758	78 154	43 535
ICELAND	15 047	189	104	FRANCE	582 971	47 785	26 585
NORWAY	290 916	3 319	1 894	BELGIUM LUX	187 803	11 685	6 515
SWEDEN	612 969	7 036	4 091	NETHERLANDS	233 591	13 327	7 437
FINLAND	18 000	337	181	ITALY	53 497	4 787	2 688
SWITZERLAND	629 079	12 229	6 773	UNITD KINGDOM	2 028	146	79
AUSTRIA	324	63	35	SWITZERLAND	461	60	33
SOVIET UNION	2 125 736	24 008	13 465	TURKEY	882	73	38
POLAND	475 605	6 038	3 590	MOROCCO	938	106	59
CZECHOSLOVA	1 218	157	87	CHINA	645	74	40
HUNGARY	2 508 886	29 404	16 806				
LIBYA	172 820	2 715	1 568	EXPORTS	3 446 893	137 260	77 030
REP S AFRICA	88 000	1 778	978	FRANCE	255 887	23 559	13 141
CYPRUS	731 672	7 176	4 078	BELGIUM LUX	20 359	1 539	862
ISRAEL	585 226	5 948	3 429	NETHERLANDS	672 194	44 708	24 973
SAUDI ARABIA	2 473 945	34 854	18 928	ITALY	2 206	158	90
				UNITD KINGDOM	2 611	195	111
044 MAIZE UNMILLED				DENMARK	54 834	3 674	2 053
IMPORTS	13 016 023	679 178	379 125	SWEDEN	874	74	41
FRANCE	7 197 839	400 313	224 028	SWITZERLAND	1 832	206	112
BELGIUM LUX	15 796	6 968	3 815	ROMANIA	1 487	177	103
NETHERLANDS	10 456	827	463	LIBYA	290 794	6 725	4 064
				EGYPT	106 864	6 917	3 872

6 IMPORTS AND EXPORTS (SPECIAL TRADE) BY GROUPS OF THE SITC-REV. II AND BY COUNTRIES OF PRODUCTION AND CONSUMPTION 1987

GROUP COUNTRY	DT = 100 KG	1 000 DM	1 000 \$	GROUP COUNTRY	DT = 100 KG	1 000 DM	1 000 \$
SUDAN	191 289	4 692	2 742	EXPORTS	5 851 431	1 296 877	722 767
MAURITANIA	5 968	222	121	FRANCE	713 135	295 139	164 747
GAMBIA	28 340	560	314	BELGIUM LUX	356 872	101 852	56 871
GUINEA	26 141	672	366	NETHERLANDS	506 995	139 008	77 476
SIERRA LEONE	105 211	2 844	1 621	ITALY	417 087	147 003	81 807
LIBERIA	2 752	71	41	UNTD KINGDOM	346 887	92 905	52 015
GHANA	30 682	881	499	IRELAND	8 699	5 137	2 871
NIGERIA	27 952	665	363	DENMARK	271 130	54 411	30 271
CAMEROON	6 937	148	80	GREECE	45 079	14 642	8 151
ZAIRE	10 985	266	150	PORTUGAL	12 311	3 688	2 051
BURUNDI	6 003	370	220	SPAIN	82 809	29 747	16 527
ANGOLA	36 528	942	559	CANARY IS	139 007	8 061	4 516
ETHIOPIA	227 500	4 773	2 686	CEUTA MEL	694	293	162
DJIBOUTI	3 381	84	46	ICELAND	90 751	2 738	1 513
SOMALIA	200 823	3 103	1 711	FAROE IS	114	71	40
KENYA	4 989	113	61	NORWAY	305 412	20 812	11 472
TANZANIA	46 218	846	477	SWEDEN	93 973	28 768	15 999
MOZAMBIQUE	2 600	156	96	FINLAND	13 817	5 070	2 833
REP S AFRICA	29 000	686	381	SWITZERLAND	442 858	64 345	35 804
SWAZILAND	3 600	226	125	AUSTRIA	288 507	109 109	60 745
LESOTHO	4 600	292	169	ANDORRA	661	261	150
CUBA	127 886	3 166	1 773	GIBRALTAR	274	110	61
CHILE	102 761	2 121	1 178	MALTA	6 272	1 313	739
BOLIVIA	87 590	6 133	3 320	YUGOSLAVIA	602	341	186
LEBANON	11 234	661	394	TURKEY	3 169	2 118	1 181
JORDAN	3 586	108	59	POLAND	112 631	3 390	1 911
SOUTH YEMEN	381 222	9 282	5 180	CZECHOSLOVA	8 182	5 158	2 920
MALDIVES	19 952	373	217	HUNGARY	1 824	171	93
PHILIPPINES	31 800	706	387	ROMANIA	626	443	244
CHINA	264 000	3 864	2 107	BULGARIA	2 130	1 895	1 039
WEST SAMOA	1 397	68	39	ALGERIA	8 894	2 250	1 242
				LIBYA	129	73	39
047 OTHER CEREAL MEALS, FLOUR				EGYPT	121	120	67
IMPORTS	235 869	13 686	7 637	SUDAN	1 451	327	190
FRANCE	94 128	4 437	2 487	LIBERIA	3 086	166	88
BELGIUM LUX	14 081	893	501	IVORY COAST	77	59	33
NETHERLANDS	98 855	5 766	3 205	GHANA	5 016	214	127
ITALY	10 129	751	423	TOGO	361	135	78
UNTD KINGDOM	4 395	325	178	BENIN	15 008	503	273
SWITZERLAND	392	179	102	NIGERIA	205 916	7 806	4 354
USA	10 780	960	537	CAMEROON	12 581	446	240
GUAYANA	541	72	41	RWANDA	1 200	177	95
THAILAND	1 156	107	58	ETHIOPIA	343	205	115
EXPORTS	1 040 141	46 600	25 903	MOZAMBIQUE	2 078	356	186
FRANCE	118 966	7 293	4 064	MADAGASCAR	400	57	31
BELGIUM LUX	24 839	1 607	893	REUNION	246	151	85
NETHERLANDS	154 698	9 707	5 374	REP S AFRICA	130 210	6 220	3 482
ITALY	963	122	69	USA	99 191	41 911	23 274
UNTD KINGDOM	1 209	95	52	CANADA	27 102	12 274	6 815
DENMARK	327 838	21 854	12 155	GUATEMALA	1 209	147	85
GREECE	800	50	31	NICARAGUA	3 500	490	267
CANARY IS	784	58	32	COSTA RICA	20 580	1 041	575
ICELAND	49 143	572	317	PANAMA	32 094	1 359	759
NORWAY	179 718	1 609	910	DOMINIC REP	6 377	521	290
SWEDEN	118 493	1 169	650	JAMAICA	5 000	308	167
SWITZERLAND	9 706	331	178	BARBADOS	230	98	52
POLAND	19 179	181	101	TRINIDAD TOB	9 069	494	278
EGYPT	13 109	666	371	COLOMBIA	3 436	534	296
SOMALIA	4 800	335	184	VENEZUELA	249 818	8 492	4 729
COMOROS	5 900	393	217	ECUADOR	172	221	121
USA	334	71	39	PERU	49 816	2 599	1 418
PERU	3 000	86	46	BRAZIL	120 020	3 651	2 040
SAUDI ARABIA	3 700	145	80	CHILE	88	123	65
				ARGENTINA	1 480	432	244
048 CEREAL ETC PREPARATIONS				CYPRUS	3 454	2 718	1 526
IMPORTS	6 027 380	1 059 457	590 023	LEBANON	319	243	136
FRANCE	2 334 372	300 476	167 521	SYRIA	577	173	97
BELGIUM LUX	632 867	130 206	72 427	ISRAEL	6 419	639	350
NETHERLANDS	940 767	189 834	105 467	JORDAN	962	778	440
ITALY	691 094	157 662	88 157	SAUDI ARABIA	19 250	10 694	5 950
UNTD KINGDOM	598 146	71 748	39 875	KUWAIT	7 421	5 597	3 118
IRELAND	331	209	115	BAHRAIN	1 251	911	501
DENMARK	268 761	62 406	34 625	QATAR	640	542	303
GREECE	7 827	1 609	919	ARAB EMIRAT	6 196	4 564	2 580
PORTUGAL	3 149	679	381	OMAN	2 885	2 812	1 563
SPAIN	1 681	793	455	SOUTH YEMEN	209	76	42
NORWAY	1 221	507	284	PAKISTAN	428	278	185
SWEDEN	89 449	26 108	14 520	BANGLADESH	45	65	37
FINLAND	13 778	3 632	2 028	THAILAND	44 760	2 588	1 438
SWITZERLAND	121 181	31 429	17 500	INDONESIA	309	121	67
AUSTRIA	128 396	65 671	36 604	MALAYSIA	7 892	695	386
TURKEY	22 873	2 735	1 511	SINGAPORE	968	461	259
POLAND	15 398	1 445	803	SOUTH KOREA	3 507	3 061	1 733
CZECHOSLOVA	117 831	4 201	2 328	JAPAN	435 556	21 606	11 973
HUNGARY	8 609	528	289	TAIWAN	811	412	228
MOROCCO	528	80	47	HONG KONG	9 029	1 615	902
USA	14 992	2 009	1 118	AUSTRALIA	7 980	3 614	2 016
CANADA	547	95	50	054 VEG ETC FRSH, SMLY PRSVD			
ISRAEL	5 035	1 390	776	IMPORTS	51 527 154	4 676 672	2 604 912
THAILAND	954	272	156	FRANCE	3 964 169	480 514	268 664
INDONESIA	237	170	94	BELGIUM LUX	1 639 312	232 678	129 947
SINGAPORE	300	96	55	NETHERLANDS	15 428 189	1 745 201	967 444
CHINA	1 982	419	231	ITALY	5 615 410	550 337	305 182
SOUTH KOREA	323	144	74	UNTD KINGDOM	1 674 293	113 122	63 006
JAPAN	1 905	1 900	1 061	IRELAND	423	149	81
TAIWAN	1 035	468	261	DENMARK	1 248 530	105 886	58 993
HONG KONG	1 047	364	197	GREECE	587 783	117 704	66 088
				PORTUGAL	24 548	4 137	2 361
				SPAIN	3 445 394	438 936	247 074
				CANARY IS	437 682	61 143	34 135

6 IMPORTS AND EXPORTS (SPECIAL TRADE) BY GROUPS OF THE SITC-REV. II AND BY COUNTRIES OF PRODUCTION AND CONSUMPTION 1987

GROUP COUNTRY	DT * 100 KG	1 000 DM	1 000 \$	GROUP COUNTRY	DT * 100 KG	1 000 DM	1 000 \$
SWEDEN	24 520	3 360	1 835	MALAWI	66	57	35
FINLAND	67	68	38	REP S AFRICA	1 565	1 876	1 019
SWITZERLAND	2 841	644	368	USA	39 351	43 545	24 100
AUSTRIA	175 534	21 848	11 962	CANADA	3 936	4 070	2 309
YUGOSLAVIA	109 678	36 274	20 526	MEXICO	899	1 104	615
TURKEY	297 822	40 843	22 834	PANAMA	205	273	151
SOVIET UNION	7 899	1 714	953	CUBA	1 073	494	268
POLAND	815 459	64 765	36 282	AM VIRGIN IS	27	68	38
CZECHOSLOVA	204 171	21 081	11 930	TRINIDAD TOB	36	61	37
HUNGARY	862 903	51 882	28 924	VENEZUELA	7 381	1 591	892
ROMANIA	164 130	12 646	6 983	ECUADOR	150	420	229
BULGARIA	90 265	6 688	3 655	PERU	2 131	2 821	1 574
ALBANIA	10 397	1 412	786	BRAZIL	16 236	7 077	3 905
MOROCCO	169 692	22 641	12 715	CHILE	110	66	36
ALGERIA	1 055	78	43	BOLIVIA	208	333	181
TUNISIA	914	143	81	PARAGUAY	50	62	37
EGYPT	64 828	6 038	3 376	URUGUAY	1 070	225	125
SUDAN	42 883	12 332	6 787	ARGENTINA	273	174	97
SENEGAL	7 595	1 353	743	CYPRUS	449	89	49
GHANA	778	153	87	SYRIA	5 025	403	217
ETHIOPIA	7 624	1 639	919	IRAQ	386	363	208
KENYA	7 827	2 020	1 129	ISRAEL	1 098	672	376
TANZANIA	850	298	159	JORDAN	1 483	83	50
ZAMBIA	292	108	55	SRI LANKA	8 309	1 226	660
ZIMBABWE	778	207	112	THAILAND	633	1 974	1 171
REP S AFRICA	94 385	11 272	6 270	INDONESIA	3 152	479	267
USA	100 738	12 805	7 207	MALAYSIA	160	91	49
CANADA	655 868	30 263	17 415	SINGAPORE	89	78	44
MEXICO	2 426	1 245	687	PHILIPPINES	585	114	63
GUATEMALA	135	57	34	CHINA	410	242	141
DOMINIC REP	102	122	67	JAPAN	33 502	39 113	21 792
VENEZUELA	693	115	66	TAIWAN	603	388	213
ECUADOR	183	99	57	HONG KONG	377	722	399
PERU	299	187	109	AUSTRALIA	191	73	42
BRAZIL	62 279	2 048	1 211				
CHILE	52 772	5 177	2 860	056 VEGTBLES ETC PRSVD,PREPD			
ARGENTINA	39 500	4 792	2 703	IMPORTS	9 182 675	1 571 236	878 107
CYPRUS	238 991	17 006	9 435	FRANCE	1 489 706	294 285	164 790
SYRIA	1 114	285	157	BELGIUM LUX	1 057 167	124 077	69 256
IRAN	4 964	1 053	584	NETHERLANDS	2 847 746	459 845	256 917
ISRAEL	181 351	17 226	9 660	ITALY	1 655 629	209 637	116 908
JORDAN	763	148	82	UNTD KINGDOM	84 086	14 143	7 879
AFGHANISTAN	811	166	94	IRELAND	599	795	457
INDIA	1 695	349	190	DENMARK	42 384	14 131	7 849
THAILAND	11 258 939	310 957	173 208	GREECE	203 800	34 810	19 553
VIETNAM	6 604	162	88	PORTUGAL	14 383	3 399	1 889
INDONESIA	566 309	15 756	9 248	SPAIN	164 304	55 448	30 981
CHINA	494 651	42 418	23 512	SWEDEN	432	168	94
JAPAN	795	540	298	FINLAND	82	58	32
TAIWAN	54 804	15 534	8 615	SWITZERLAND	5 066	3 560	1 986
HONG KONG	1 015	128	67	AUSTRIA	13 212	1 935	1 080
AUSTRALIA	519 442	23 412	12 902	YUGOSLAVIA	157 249	17 150	9 565
AUST OCEANIA	2 805	122	67	TURKEY	150 427	45 931	25 866
NEW ZEALAND	43 828	2 785	1 549	SOVIET UNION	14 601	1 509	833
EXPORTS	9 954 959	478 923	268 113	POLAND	27 414	3 684	2 080
FRANCE	248 651	36 488	20 352	CZECHOSLOVA	32 747	4 311	2 412
BELGIUM LUX	186 329	20 471	11 599	HUNGARY	191 989	25 938	14 566
NETHERLANDS	6 850 183	119 152	67 436	ROMANIA	9 420	2 794	1 570
ITALY	599 810	33 858	18 855	BULGARIA	41 047	3 320	1 882
UNTD KINGDOM	182 411	25 042	14 084	ALBANIA	2 682	1 045	581
IRELAND	14 619	1 952	1 089	MOROCCO	20 007	3 259	1 833
DENMARK	581 045	34 227	18 912	EGYPT	15 903	4 762	2 635
GREECE	106 750	6 587	3 644	REP S AFRICA	17 853	6 257	3 470
PORTUGAL	30 215	2 248	1 260	LESOTHO	2 342	822	457
SPAIN	39 521	3 094	1 728	USA	38 339	15 054	8 372
CANARY IS	1 264	1 490	828	CANADA	13 202	1 636	919
ICELAND	1 346	85	45	MEXICO	1 872	515	283
NORWAY	334 551	8 163	4 648	ECUADOR	3 082	1 541	844
SWEDEN	309 899	15 893	8 910	PERU	12 408	3 390	1 899
FINLAND	23 547	3 451	1 932	BRAZIL	599	341	190
SWITZERLAND	31 708	11 673	6 489	CHILE	1 385	783	445
AUSTRIA	146 294	26 305	14 678	ARGENTINA	202	161	91
MALTA	72	55	32	LEBANON	2 181	253	139
YUGOSLAVIA	1 178	618	350	SYRIA	2 456	983	546
TURKEY	14 538	964	536	IRAN	1 195	170	95
SOVIET UNION	630	169	92	ISRAEL	32 143	3 410	1 910
POLAND	1 405	194	108	PAKISTAN	30	499	272
CZECHOSLOVA	1 929	203	112	INDIA	9 807	3 096	1 721
HUNGARY	10 525	651	356	THAILAND	26 983	3 761	2 108
MOROCCO	4 103	280	151	INDONESIA	2 275	399	218
ALGERIA	76 753	4 043	2 267	CHINA	600 179	143 659	80 361
TUNISIA	10 000	529	324	SOUTH KOREA	1 109	825	471
LIBYA	569	122	67	JAPAN	768	966	533
EGYPT	5 002	253	139	TAIWAN	163 767	50 676	28 137
LIBERIA	65	109	59	HONG KONG	2 141	637	355
IVORY COAST	75	64	35	AUSTRALIA	2 640	626	348
TOGO	175	261	142	NEW ZEALAND	1 155	613	341
BENIN	100	116	71	EXPORTS	995 954	297 414	165 814
NIGERIA	801	1 005	565	FRANCE	188 101	45 596	25 320
CAMEROON	1 262	1 151	633	BELGIUM LUX	88 214	25 092	13 988
CENT AFR REP	155	199	109	NETHERLANDS	251 819	58 845	32 826
GABON	625	669	367	ITALY	162 792	71 447	39 787
CONGO	121	241	132	UNTD KINGDOM	75 910	20 373	11 385
ZAIRE	456	417	230	IRELAND	5 147	1 489	804
ANGOLA	601	62	34	DENMARK	73 517	13 461	7 541
ETHIOPIA	280	242	133	GREECE	1 507	750	415
KENYA	1 467	4 132	2 295	PORTUGAL	2 712	1 148	644
UGANDA	115	178	97	SPAIN	19 000	4 887	2 717
TANZANIA	362	494	273	CANARY IS	4 053	1 247	705
MADAGASCAR	84	77	43	ICELAND	420	139	73
MAURITIUS	140	92	50				
ZIMBABWE	87	145	87				

6 IMPORTS AND EXPORTS (SPECIAL TRADE) BY GROUPS OF THE SITC-REV. II AND BY COUNTRIES OF PRODUCTION AND CONSUMPTION 1987

GROUP COUNTRY	DT * 100 KG	1 000 DM	1 000 \$	GROUP COUNTRY	DT * 100 KG	1 000 DM	1 000 \$
NORWAY	2 323	1 353	754	INDONESIA	316	91	48
SWEDEN	16 471	6 281	3 509	MALAYSIA	4 370	3 291	1 837
FINLAND	4 994	2 000	1 124	SINGAPORE	847	130	73
SWITZERLAND	21 754	13 798	7 705	PHILIPPINES	51 656	7 462	4 196
AUSTRIA	26 893	10 287	5 762	CHINA	30 004	7 610	4 258
YUGOSLAVIA	1 345	335	186	SOUTH KOREA	908	139	77
EGYPT	489	254	141	JAPAN	4 578	758	426
TOGO	778	224	125	TAIWAN	699	361	198
REP S AFRICA	2 443	1 201	674	AUSTRALIA	225 168	52 740	29 508
USA	16 823	7 893	4 410	NEW ZEALAND	704 877	161 770	89 591
CANADA	13 079	2 207	1 236	EXPORTS	1 822 704	369 205	205 129
DOMINIC REP	401	103	59	FRANCE	152 085	42 817	23 701
IRAQ	697	173	96	BELGIUM LUX	78 408	27 544	15 276
ISRAEL	3 158	1 876	1 049	NETHERLANDS	349 132	56 315	31 249
SAUDI ARABIA	708	378	213	ITALY	316 808	72 574	40 252
KUWAIT	189	112	62	UNTD KINGDOM	116 092	31 081	17 192
BAHRAIN	98	73	39	IRELAND	4 841	619	341
OMAN	97	119	68	DENMARK	341 819	48 188	26 974
SINGAPORE	446	303	166	GREECE	16 696	5 456	3 073
CHINA	176	58	31	PORTUGAL	354	155	88
SOUTH KOREA	61	108	56	SPAIN	27 682	9 266	5 170
JAPAN	2 335	639	361	ICELAND	1 175	463	255
TAIWAN	180	101	56	NORWAY	37 603	4 612	2 573
HONG KONG	636	184	105	SWEDEN	110 749	14 146	7 881
AUSTRALIA	3 945	1 964	1 106	FINLAND	130 138	13 563	7 580
NEW ZEALAND	211	240	135	SWITZERLAND	53 372	12 117	6 687
				AUSTRIA	56 113	17 453	9 733
057 FRUIT, NUTS, FRESH, DRIED				MALTA	268	252	138
IMPORTS	39 890 812	5 742 240	3 201 441	YUGOSLAVIA	1 936	305	168
FRANCE	2 852 666	370 008	205 376	TURKEY	2 516	669	362
BELGIUM LUX	330 387	55 019	30 520	POLAND	11 576	1 799	1 007
NETHERLANDS	748 215	107 512	60 162	CZECHOSLOVA	561	120	69
ITALY	9 308 220	1 301 039	721 159	USA	2 577	2 356	1 304
UNTD KINGDOM	86 594	3 996	2 239	CANADA	1 310	1 093	599
DENMARK	18 866	2 934	1 624	VENEZUELA	294	187	104
GREECE	1 420 722	192 413	105 985	CYPRUS	311	190	104
PORTUGAL	13 796	4 721	2 612	IRAQ	36	86	48
SPAIN	8 410 417	956 592	539 545	ISRAEL	5 285	3 637	1 994
CANARY IS	4 050	987	548	SINGAPORE	19	74	42
SWEDEN	1 205	617	343	JAPAN	257	359	200
SWITZERLAND	1 936	1 081	596	HONG KONG	1 032	701	403
AUSTRIA	16 991	2 828	1 562	AUSTRALIA	287	481	269
YUGOSLAVIA	124 146	8 366	4 590	NEW ZEALAND	101	90	51
TURKEY	803 713	414 758	230 935	058 FRUIT PRESERVED, PREPARED			
SOVIET UNION	24 140	4 160	2 355	IMPORTS	11 250 910	2 102 107	1 172 420
POLAND	86 516	11 823	6 409	FRANCE	584 109	83 876	46 605
CZECHOSLOVA	62 460	3 464	1 897	BELGIUM LUX	277 182	61 969	34 566
HUNGARY	446 379	21 088	11 771	NETHERLANDS	773 063	165 707	93 999
ROMANIA	138 394	13 442	7 355	ITALY	2 484 493	407 497	227 306
BULGARIA	32 384	3 826	2 122	UNTD KINGDOM	91 899	31 695	17 759
ALBANIA	3 265	500	290	IRELAND	156	443	246
MOROCCO	843 595	75 284	42 952	DENMARK	89 978	19 796	11 008
ALGERIA	544	236	130	GREECE	844 490	124 850	69 641
TUNISIA	14 813	4 570	2 577	PORTUGAL	563	85	45
EGYPT	1 653	230	125	SPAIN	547 112	105 862	58 935
SENEGAL	2 373	681	380	NORWAY	2 323	647	358
IVORY COAST	355 606	40 922	22 998	SWEDEN	25 166	9 411	5 179
GHANA	2 604	349	192	FINLAND	5 209	2 067	1 165
TOGO	483	140	76	SWITZERLAND	102 661	16 654	9 188
NIGERIA	758	75	44	AUSTRIA	52 232	13 303	7 399
CAMEROON	1 904	213	117	MALTA	2 004	402	225
ETHIOPIA	818	163	92	YUGOSLAVIA	487 863	85 949	48 119
KENYA	9 864	3 145	1 729	TURKEY	170 177	68 104	38 111
UGANDA	2 357	264	146	SOVIET UNION	41 302	5 656	3 214
MOZAMBIQUE	4 946	2 979	1 676	POLAND	565 301	91 033	50 509
MADAGASCAR	337	193	117	CZECHOSLOVA	104 046	12 924	7 181
MAURITIUS	232	201	122	HUNGARY	216 443	38 927	21 924
ZAMBIA	6 741	1 083	594	ROMANIA	23 468	3 920	2 224
ZIMBABWE	12 326	1 296	715	BULGARIA	30 872	4 659	2 606
REP S AFRICA	1 376 509	195 100	107 187	MOROCCO	50 887	10 647	5 915
SWAZILAND	30 664	2 972	1 629	ALGERIA	720	126	68
USA	918 340	367 594	209 186	EGYPT	360	73	40
CANADA	751	380	217	IVORY COAST	849	161	89
MEXICO	11 832	3 519	1 962	KENYA	103 189	17 137	9 554
GUATEMALA	90 835	9 539	5 308	ZIMBABWE	1 338	297	163
HONDURAS	908 957	105 054	58 359	REP S AFRICA	478 809	65 997	36 819
NICARAGUA	150 933	14 965	8 352	SWAZILAND	17 272	3 082	1 718
COSTA RICA	1 525 630	154 163	86 056	USA	143 086	32 736	18 263
PANAMA	1 916 133	233 063	129 301	CANADA	44 459	15 707	9 001
CUBA	2 119	234	129	MEXICO	6 721	1 412	797
DOMINIC REP	11 583	1 250	715	GUATEMALA	835	251	141
MARTINIQUE	1 643	441	241	HONDURAS	10 276	1 618	894
JAMAICA	810	92	51	COSTA RICA	4 810	1 089	603
COLOMBIA	1 170 432	126 544	70 614	PANAMA	25 004	3 338	1 856
VENEZUELA	4 514	1 764	976	CUBA	5 717	1 126	622
ECUADOR	1 404 380	162 967	90 251	HAITI	6 078	864	474
PERU	6 231	2 470	1 388	DOMINIC REP	2 257	699	384
BRAZIL	104 915	26 364	14 811	MARTINIQUE	10 739	1 569	916
CHILE	809 806	131 736	73 048	COLOMBIA	15 629	5 248	2 951
URUGUAY	13 187	1 270	700	VENEZUELA	15 605	4 073	2 255
ARGENTINA	383 235	49 373	27 206	ECUADOR	3 159	1 073	599
CYPRUS	222 649	18 549	10 333	PERU	6 930	1 735	955
IRAQ	3 851	1 891	1 077	BRAZIL	1 566 080	380 743	212 681
IRAN	291 476	124 681	69 437	CHILE	9 525	2 483	1 366
ISRAEL	1 180 605	116 913	64 738	ARGENTINA	53 282	13 270	7 411
JORDAN	6 304	488	264	CYPRUS	13 099	3 312	1 817
SAUDI ARABIA	280	115	63	IRAQ	420	90	50
AFGHANISTAN	3 306	1 896	1 039	IRAN	3 998	2 483	1 390
PAKISTAN	1 206	1 112	623	ISRAEL	238 097	50 848	28 346
INDIA	22 250	25 054	13 892				
SRI LANKA	77 482	10 377	5 778				
THAILAND	4 647	2 271	1 263				

6 IMPORTS AND EXPORTS (SPECIAL TRADE) BY GROUPS OF THE SITC-REV. 1: AND BY COUNTRIES OF PRODUCTION AND CONSUMPTION 1987

GROUP COUNTRY	DT * 100 KG	1 000 DM	1 000 \$	GROUP COUNTRY	DT * 100 KG	1 000 DM	1 000 \$
INDIA	10 496	2 558	1 436	IRAN	111 726	1 672	916
SRI LANKA	3 275	1 088	615	PAKISTAN	1 335 323	18 604	10 244
THAILAND	332 116	36 701	20 302	THAILAND	4 056	72	45
INDONESIA	114 864	10 674	5 911	INDONESIA	270 511	3 710	2 239
MALAYSIA	10 877	1 430	788	MALAYSIA	54 421	933	522
SINGAPORE	579	69	35	CHINA	173 529	26 076	15 547
PHILIPPINES	160 102	24 589	13 590	JAPAN	5 741	3 476	1 944
CHINA	159 708	23 966	13 375	TAIWAN	213	242	139
SOUTH KOREA	7 287	1 530	856	AUSTRALIA	31 820	5 493	3 076
JAPAN	6 578	1 762	971	NEW ZEALAND	6 597	2 067	1 166
TAIWAN	7 048	2 021	1 117				
HONG KONG	3 939	1 170	656	EXPORTS	14 977 335	770 215	428 909
AUSTRALIA	47 077	7 117	3 956	FRANCE	128 781	21 001	11 644
NEW ZEALAND	23 346	4 958	2 765	BELGIUM LUX	128 500	19 261	10 732
N ZEAL OCEAN	187	64	35	NETHERLANDS	697 012	93 502	52 942
FIJI	894	438	244	ITALY	653 921	91 909	50 956
EXPORTS	3 816 277	760 541	423 513	UNTO KINGDOM	77 212	8 694	4 864
FRANCE	389 457	145 796	81 107	IRELAND	7 483	966	538
BELGIUM LUX	632 523	94 504	52 668	DENMARK	233-497	19 388	10 818
NETHERLANDS	1 392 188	152 544	85 046	GREECE	7 599	3 294	1 839
ITALY	159 640	44 485	24 682	PORTUGAL	2 383	450	250
UNTO KINGDOM	372 655	97 238	54 202	SPAIN	14 649	1 928	1 085
IRELAND	19 846	1 858	1 016	CANARY IS	332 966	11 519	6 331
DENMARK	213 693	42 698	23 812	ICELAND	7 596	317	173
GREECE	15 226	3 789	2 096	NORWAY	135 067	5 995	3 327
PORTUGAL	862	420	228	SWEDEN	11 403	1 214	676
SPAIN	7 345	2 629	1 454	FINLAND	55 532	2 312	1 265
CANARY IS	5 337	1 153	655	SWITZERLAND	1 048 530	47 394	26 438
ICELAND	1 606	406	227	AUSTRIA	58 301	6 883	3 861
NORWAY	17 219	5 072	2 831	GIBRALTAR	4 650	214	123
SWEDEN	33 471	11 442	6 360	VATICAN CITY	17 550	827	457
FINLAND	17 984	6 205	3 470	YUGOSLAVIA	10 625	874	493
SWITZERLAND	48 860	24 048	13 441	TURKEY	288 769	10 786	5 935
AUSTRIA	47 853	17 264	9 632	POLAND	3 335	478	263
MALTA	674	430	237	CZECHOSLOVA	3 469	366	201
SOVIET UNION	121	150	85	HUNGARY	30 006	965	520
POLAND	41 504	4 178	2 417	ROMANIA	927	119	68
CZECHOSLOVA	3 302	1 209	673	BULGARIA	579	138	76
HUNGARY	405	484	271	ALGERIA	775 356	25 050	13 797
LIBYA	2 847	479	272	TUNISIA	41 042	1 520	837
TOGO	515	83	47	EGYPT	691 838	23 568	13 130
REP S AFRICA	681	401	221	SUDAN	26 363	964	543
USA	326 643	80 705	44 754	MAURITANIA	231 000	8 224	4 506
CANADA	34 447	8 936	4 941	MALI	78 230	2 597	1 573
CUBA	157	126	70	NIGER	18 686	892	500
ECUADOR	9	60	34	GAMBIA	151 543	5 101	2 829
IRAQ	218	80	43	GUINEA	41 898	1 365	763
IRAN	949	187	101	SIERRA LEONE	19 529	650	356
ISRAEL	2 134	1 163	642	LIBERIA	68 128	2 619	1 471
SAUDI ARABIA	5 672	2 227	1 260	IVORY COAST	39 560	1 293	724
KUWAIT	1 580	436	243	GHANA	105 191	3 802	2 128
OMAN	459	106	58	TOGO	67 574	2 912	1 622
THAILAND	275	95	52	BENIN	5 370	179	97
INDONESIA	914	311	170	NIGERIA	339 300	13 989	7 801
SINGAPORE	1 041	208	120	CAMEROON	27 500	1 200	661
JAPAN	4 468	1 748	989	ZAIRE	30 500	1 097	602
TAIWAN	4 495	1 009	568	RWANDA	12 400	439	240
HONG KONG	2 777	1 971	1 091	ANGOLA	3 769	135	75
AUSTRALIA	2 046	1 436	811	ETHIOPIA	13 267	462	255
FR POLYNESIA	56	79	43	DJIBOUTI	59 160	2 059	1 139
				SOMALIA	122 388	4 092	2 269
				KENYA	116 558	3 837	2 104
				UGANDA	140 021	5 331	2 929
061 SUGAR AND HONEY				TANZANIA	26 863	863	499
IMPORTS	9 616 163	655 204	365 610	MOZAMBIQUE	3 095	223	123
FRANCE	1 484 875	178 173	99 806	COMOROS	4 000	203	112
BELGIUM LUX	1 080 672	92 696	51 608	REP S AFRICA	9 466	595	329
NETHERLANDS	1 927 785	114 309	63 691	USA	27 190	1 648	917
ITALY	97 686	14 167	7 857	CANADA	62 275	3 457	1 923
UNTO KINGDOM	45 159	5 120	2 860	MEXICO	4 261	688	382
IRELAND	675	106	59	GUATEMALA	972	163	90
DENMARK	510 549	17 533	9 802	HONDURAS	9 093	293	164
GREECE	891	524	305	NICARAGUA	3 506	141	80
SPAIN	4 925	2 118	1 184	COSTA RICA	500	74	44
FINLAND	118 581	3 591	1 980	HAITI	1 190	53	32
SWITZERLAND	708	219	124	BAHAMAS	13 090	458	255
AUSTRIA	147 264	8 567	4 777	DOMINIC REP	6 562	254	142
YUGOSLAVIA	2 655	814	454	AM VIRGIN IS	1 920	71	40
TURKEY	183 221	10 917	6 013	DOMINICA	11 545	374	212
SOVIET UNION	72 226	9 227	5 200	JAMAICA	2 925	125	69
POLAND	180 982	5 855	3 284	ST VINCENT	8 680	276	159
CZECHOSLOVA	27 605	5 102	2 870	NETH ANTILL	14 345	522	294
HUNGARY	36 932	8 530	4 761	COLOMBIA	2 476	295	160
ROMANIA	9 979	2 958	1 637	VENEZUELA	2 861	392	218
BULGARIA	10 599	1 882	1 065	SURINAME	17 550	653	371
MOROCCO	48 441	759	419	ECUADOR	28 114	1 334	787
SUDAN	126 442	2 102	1 154	PERU	381 918	13 577	7 371
REUNION	8 879	1 781	1 017	BRAZIL	1 195	184	107
MAURITIUS	25 091	3 477	1 926	CHILE	57 722	2 765	1 542
USA	302 844	10 302	5 712	URUGUAY	407	54	31
CANADA	19 197	8 792	4 914	ARGENTINA	5 017	884	497
MEXICO	303 766	42 089	23 500	CYPRUS	245 734	8 948	5 003
GUATEMALA	170 126	5 320	2 974	LEBANON	246 318	7 540	4 242
EL SALVADOR	15 343	2 601	1 469	SYRIA	323 844	10 755	5 901
NICARAGUA	313	91	50	IRAQ	32 398	1 600	887
CUBA	101 344	3 442	1 901	IRAN	773 613	28 376	15 920
TRINIDAD TOB	9 010	155	85	ISRAEL	542 677	17 054	9 441
COLOMBIA	1 055	368	207	JORDAN	282 056	10 177	5 839
BRAZIL	423 209	6 831	3 761	SAUDI ARABIA	499 686	24 903	13 881
CHILE	5 025	932	515	KUWAIT	588 175	20 336	11 346
URUGUAY	12 011	1 992	1 111	BAHRAIN	115 399	3 903	2 183
ARGENTINA	104 051	17 005	9 493	QATAR	4 528	153	83
				ARAB EMIRAT	1 701 612	58 966	32 537

6 IMPORTS AND EXPORTS (SPECIAL TRADE) BY GROUPS OF THE SITC-REV. II AND BY COUNTRIES OF PRODUCTION AND CONSUMPTION 1987

GROUP COUNTRY	DT = 100 KG	1 000 DM	1 000 \$	GROUP COUNTRY	DT = 100 KG	1 000 DM	1 000 \$
OMAN	137 158	5 341	2 937	071 COFFEE AND SUBSTITUTES			
NORTH YEMEN	828	72	43				
AFGHANISTAN	611	89	50	IMPORTS	6 341 023	3 352 044	1 864 447
PAKISTAN	58 496	2 873	1 613	FRANCE	29 715	22 484	12 452
INDIA	892 043	31 752	17 466	BELGIUM LUX	28 512	41 603	23 156
BANGLADESH	12 838	657	371	NETHERLANDS	40 988	34 333	18 995
MALDIVES	55 000	1 903	1 067	ITALY	18 752	24 793	13 768
SRI LANKA	5 072	207	114	UNITED KINGDOM	36 725	33 543	18 678
BURMA	1 050	94	51	DENMARK	85	99	54
THAILAND	1 858	214	121	GREECE	205	196	107
LAOS	390	75	40	PORTUGAL	48	55	32
INDONESIA	24 554	1 444	806	SWEDEN	367	345	187
MALAYSIA	1 428	191	107	SWITZERLAND	12 698	10 512	5 909
SINGAPORE	13 254	629	345	AUSTRIA	357	209	113
PHILIPPINES	91 988	3 697	2 031	HUNGARY	4 803	470	259
SOUTH KOREA	3 411	385	212	GUINEA	40 748	18 719	10 768
JAPAN	161 622	21 006	11 762	SIERRA LEONE	6 662	2 968	1 644
TAIWAN	6 617	848	469	LIBERIA	15 780	6 755	3 695
HONG KONG	90 858	3 406	1 884	IVORY COAST	123 546	53 957	30 101
AUSTRALIA	2 276	279	156	TOGO	10 823	4 566	2 580
NEW ZEALAND	113 028	5 167	2 890	BENIN	503	175	96
SOLOMON IS	3 533	156	90	NIGERIA	180	65	40
NEW CALEDON	27 226	1 160	647	CAMEROON	110 180	52 185	29 039
WEST SAMOA	9 010	328	180	CENT AFR REP	3 789	2 275	1 258
FR POLYNESIA	3 000	200	113	EQUAT GUINEA	1 238	515	301
				CONGO	766	325	176
062 SUGAR PREPS NON-COCCA				ZAIRE	107 082	50 699	28 103
IMPORTS	463 066	239 326	133 316	RWANDA	230 502	123 534	68 551
FRANCE	83 780	49 888	27 726	BURUNDI	138 903	77 915	43 333
BELGIUM LUX	63 488	28 121	15 631	ANGOLA	3 463	1 215	670
NETHERLANDS	163 147	72 819	40 542	ETHIOPIA	227 380	135 546	75 191
ITALY	9 727	9 793	5 448	KENYA	346 844	200 905	111 714
UNITED KINGDOM	33 380	17 093	9 546	UGANDA	68 212	31 052	17 309
IRELAND	8 702	4 545	2 527	TANZANIA	201 658	108 425	60 218
DENMARK	15 670	10 408	5 785	MADAGASCAR	21 314	9 731	5 361
GREECE	5 435	2 140	1 206	ZAMBIA	2 532	1 602	889
SPAIN	6 980	4 948	2 815	ZIMBABWE	38 191	18 964	10 618
SWEDEN	1 650	981	552	MALAWI	15 385	8 202	4 627
FINLAND	3 652	1 331	740	REP S AFRICA	210	63	35
SWITZERLAND	31 329	23 173	12 947	USA	408	279	154
AUSTRIA	3 357	3 073	1 704	MEXICO	102 130	60 180	33 354
YUGOSLAVIA	7 314	1 817	1 017	GUATEMALA	158 571	87 946	48 586
TURKEY	9 161	2 184	1 230	HONDURAS	81 214	45 576	25 404
ROMANIA	3 551	957	542	EL SALVADOR	370 826	180 334	100 343
CZECHOSLOVAKIA	2 830	869	484	NICARAGUA	68 602	36 039	20 195
HUNGARY	4 554	857	486	COSTA RICA	151 086	81 166	45 162
REP S AFRICA	361	115	59	PANAMA	3 487	1 826	1 042
USA	1 563	785	435	HAITI	2 254	1 032	578
MEXICO	505	230	126	COLOMBIA	2 341 986	1 212 225	673 254
LEBANON	270	89	48	VENEZUELA	5 437	3 623	1 975
SOUTH KOREA	161	62	35	ECUADOR	33 098	19 605	10 854
JAPAN	556	897	490	PERU	13 752	7 688	4 304
TAIWAN	1 361	1 514	1 008	BRAZIL	547 996	260 217	145 624
HONG KONG	129	102	57	BOLIVIA	1 783	928	517
EXPORTS	554 732	250 747	139 510	PARAGUAY	3 001	1 279	757
FRANCE	33 017	17 690	9 815	INDIA	43 833	21 411	11 896
BELGIUM LUX	45 988	18 863	10 522	SRI LANKA	3 656	1 437	787
NETHERLANDS	129 535	50 254	27 979	THAILAND	6 524	2 949	1 659
ITALY	30 893	16 742	9 320	VIETNAM	10 909	4 438	2 446
UNITED KINGDOM	17 757	7 523	4 232	INDONESIA	207 535	82 862	45 878
IRELAND	728	305	170	MALAYSIA	198	101	56
DENMARK	13 000	6 990	3 900	PHILIPPINES	6 639	3 167	1 736
GREECE	3 297	1 952	1 085	CHINA	395	157	89
PORTUGAL	501	414	233	SOUTH KOREA	885	2 084	1 128
SPAIN	3 319	1 793	989	PAPUA NEW G	285 026	154 203	86 479
CANARY IS	900	481	265	NEW ZEALAND	243	101	60
ICELAND	940	594	333	EXPORTS	1 214 778	1 095 760	610 040
NORWAY	3 430	2 570	1 439	FRANCE	107 804	116 726	64 725
SWEDEN	6 868	3 695	2 063	BELGIUM LUX	150 767	143 344	79 932
FINLAND	3 260	2 043	1 133	NETHERLANDS	145 084	122 946	68 512
SWITZERLAND	25 587	14 741	8 196	ITALY	3 371	7 026	3 897
AUSTRIA	64 655	32 408	18 001	UNITED KINGDOM	116 960	198 077	110 571
ANDORRA	326	206	113	IRELAND	1 751	4 112	2 276
MALTA	494	262	147	DENMARK	56 444	41 817	23 348
POLAND	1 213	646	364	GREECE	3 536	5 331	2 975
CZECHOSLOVAKIA	1 331	909	500	PORTUGAL	862	527	290
REUNION	164	93	51	SPAIN	939	1 270	713
REP S AFRICA	228	138	75	CANARY IS	1 815	2 467	1 371
USA	133 056	51 575	28 606	ICELAND	335	255	143
CANADA	9 457	4 502	2 523	NORWAY	15 763	13 711	7 652
PARAGUAY	138	85	47	SWEDEN	9 935	16 686	9 363
CYPRUS	300	215	119	FINLAND	759	1 897	1 059
LEBANON	285	105	60	SWITZERLAND	24 466	19 432	10 815
ISRAEL	5 639	2 753	1 535	AUSTRIA	66 762	46 967	26 117
JORDAN	191	94	51	MALTA	26	64	35
SAUDI ARABIA	2 468	1 357	770	TURKEY	560	514	513
KUWAIT	1 052	652	360	SOVIET UNION	204	494	271
BAHRAIN	118	57	31	POLAND	15 298	14 251	7 874
ARAB EMIRAT	1 549	882	488	CZECHOSLOVAKIA	3 455	3 775	2 102
THAILAND	239	115	62	HUNGARY	35	73	40
MALAYSIA	328	188	106	ROMANIA	5 201	4 871	2 656
SINGAPORE	144	161	87	BULGARIA	1 227	1 695	1 005
JAPAN	3 442	1 899	1 054	MOROCCO	57	71	39
TAIWAN	2 102	946	533	EGYPT	319	381	211
HONG KONG	3 971	2 115	1 184	REP S AFRICA	371	288	161
AUSTRALIA	1 370	765	425	USA	408 882	251 961	140 063
NEW ZEALAND	200	136	75	CANADA	41 239	28 079	15 661
FR POLYNESIA	139	85	46	BRAZIL	169	118	65
				ARGENTINA	16	69	37
				CYPRUS	587	773	436
				ISRAEL	3 696	3 582	1 992

6 IMPORTS AND EXPORTS (SPECIAL TRADE) BY GROUPS OF THE SITC-REV. II AND BY COUNTRIES OF PRODUCTION AND CONSUMPTION 1987

GROUP COUNTRY	DT = 100 KG	1 000 DM	1 000 \$	GROUP COUNTRY	DT = 100 KG	1 000 DM	1 000 \$
JORDAN	77	111	62	KENYA	250	67	36
SAUDI ARABIA	2 146	2 709	1 510	ZIMBABWE	120	79	48
KUWAIT	326	501	274	REP S AFRICA	2 937	3 018	1 677
BAHRAIN	177	235	129	USA	39 895	12 626	7 027
QATAR	33	59	32	CANADA	5 611	2 945	1 612
ARAB EMIRAT	321	353	195	LEBANON	414	147	81
OMAN	345	440	242	SYRIA	531	147	81
MALAYSIA	728	1 330	727	IRAN	169	61	33
SINGAPORE	469	946	522	ISRAEL	1 878	873	487
CHINA	98	238	138	SAUDI ARABIA	422	234	132
SOUTH KOREA	653	494	273	ARAB EMIRAT	127	97	53
JAPAN	9 580	21 131	11 719	SINGAPORE	915	287	158
TAIWAN	1 748	2 612	1 443	PHILIPPINES	1 200	457	254
HONG KONG	2 018	2 115	1 171	SOUTH KOREA	960	292	162
AUSTRALIA	5 696	6 903	3 836	JAPAN	21 012	16 634	9 356
NEW ZEALAND	1 443	1 160	637	TAIWAN	178	106	58
				AUSTRALIA	5 290	4 558	2 502
				NEW ZEALAND	296	171	95
072 COCOA							
IMPORTS	2 626 142	1 253 766	698 987	073 CHOCOLATE AND PRODUCTS			
FRANCE	31 711	21 132	11 701	IMPORTS	1 298 368	765 270	426 485
BELGIUM LUX	2 203	1 647	900	FRANCE	221 386	134 027	74 461
NETHERLANDS	333 341	222 596	124 197	BELGIUM LUX	221 798	152 279	85 483
ITALY	24 475	14 330	7 999	NETHERLANDS	544 634	262 188	145 450
UNTD KINGDOM	6 172	4 263	2 429	ITALY	131 361	80 013	44 837
GREECE	790	652	368	UNTD KINGDOM	39 673	27 135	15 159
SPAIN	15 935	13 789	7 795	IRELAND	650	175	99
FINLAND	223	139	76	DENMARK	15 827	9 811	5 436
SWITZERLAND	3 163	3 125	1 796	GREECE	139	53	32
TURKEY	210	58	32	SPAIN	1 332	1 126	648
POLAND	23 969	21 415	11 929	SWEDEN	21 633	21 101	11 726
HUNGARY	1 950	1 650	941	FINLAND	13 548	8 642	4 814
NIGER	28 166	12 091	6 630	SWITZERLAND	34 813	33 452	18 584
GUINEA	8 437	3 173	1 788	AUSTRIA	26 194	27 068	15 206
SIERRA LEONE	10 547	4 282	2 359	YUGOSLAVIA	2 474	797	448
LIBERIA	1 593	518	307	TURKEY	1 178	305	170
IVORY COAST	899 917	396 004	221 186	POLAND	13 242	2 858	1 585
GHANA	106 246	51 215	28 321	CZECHOSLOVA	2 180	2 096	1 156
TOGO	12 661	6 454	3 610	HUNGARY	3 634	1 068	594
BENIN	40 831	16 884	9 266	USA	1 382	540	304
NIGERIA	215 374	88 594	49 208	CANADA	1 213	445	242
CAMEROON	204 734	92 739	51 594	EXPORTS	1 184 764	710 405	396 993
EQUAT GUINEA	7 907	2 802	1 547	FRANCE	215 868	109 622	61 069
S TOME PRINC	13 398	5 249	2 954	BELGIUM LUX	203 170	102 125	57 109
GABON	311	123	70	NETHERLANDS	177 836	91 734	51 275
CONGO	1 382	558	305	ITALY	93 448	60 147	33 595
ZAIRE	9 923	4 081	2 285	UNTD KINGDOM	122 323	71 094	39 746
UGANDA	2 239	1 002	550	IRELAND	1 763	1 302	725
TANZANIA	16 029	6 325	3 529	DENMARK	50 784	37 302	20 830
MADAGASCAR	2 233	821	478	GREECE	6 032	4 714	2 636
USA	1 170	254	146	PORTUGAL	2 424	2 344	1 322
MEXICO	4 135	1 841	1 012	SPAIN	35 775	21 677	12 102
GUATEMALA	230	62	33	CANARY IS	1 720	1 347	764
HONDURAS	369	130	72	ICELAND	1 231	1 289	719
CCSTA RICA	2 538	1 346	745	NORWAY	7 543	6 736	3 752
CUBA	5 827	5 141	2 837	SWEDEN	13 821	10 113	5 658
HAITI	13 988	5 796	3 216	FINLAND	8 864	7 258	4 106
DOMINIC REP	1 678	598	330	SWITZERLAND	22 644	19 191	10 668
TRINIDAD TOB	169	95	53	AUSTRIA	113 869	80 228	44 793
COLOMBIA	8 585	3 538	2 001	ANDORRA	1 127	948	535
VENEZUELA	1 545	750	427	MALTA	770	748	426
SURINAME	885	266	155	YUGOSLAVIA	155	167	92
ECUADOR	30 862	15 390	8 574	SOVIET UNION	1 345	1 714	1 047
PERU	526	452	246	POLAND	6 972	4 862	2 750
BRAZIL	67 382	28 964	16 138	CZECHOSLOVA	4 475	4 157	2 371
INDIA	1 173	160	89	HUNGARY	2 296	1 717	971
SRI LANKA	2 235	685	377	ROMANIA	524	390	223
INDONESIA	160 934	67 102	37 528	BULGARIA	3 728	2 131	1 235
MALAYSIA	156 571	65 867	36 671	TOGO	76	77	43
SINGAPORE	8 691	3 280	1 789	REP S AFRICA	423	460	245
PHILIPPINES	10 710	4 273	2 369	USA	20 477	18 064	10 115
PAPUA NEW G	106 376	44 613	24 939	CANADA	19 582	13 343	7 455
SOLOMON IS	7 815	2 979	1 690	CHILE	118	118	62
AMER OCEANIA	300	116	63	URUGUAY	60	71	37
FIJI	3 019	1 134	646	ARGENTINA	430	476	265
VANUATU	913	306	170	CYPRUS	293	192	110
WEST SAMOA	1 977	743	421	LEBANON	145	83	47
EXPORTS	733 968	468 671	260 685	ISRAEL	16 803	9 198	5 119
FRANCE	212 608	149 831	83 388	SAUDI ARABIA	1 186	1 026	575
BELGIUM LUX	63 654	46 219	25 750	KUWAIT	1 386	1 177	658
NETHERLANDS	75 182	46 679	25 905	BAHRAIN	115	75	42
ITALY	68 471	34 694	19 335	QATAR	82	70	36
UNTD KINGDOM	36 807	25 544	14 061	ARAB EMIRAT	854	647	365
DENMARK	15 468	6 501	3 638	OMAN	80	69	39
GREECE	9 815	6 330	3 538	AFGHANISTAN	88	61	32
PORTUGAL	1 453	656	371	SINGAPORE	1 735	1 253	699
SPAIN	2 581	344	191	SOUTH KOREA	37	79	44
ICELAND	2 110	1 645	927	JAPAN	14 965	12 696	7 057
NORWAY	8 258	6 827	3 751	TAIWAN	263	340	200
SWEDEN	17 794	10 574	5 891	HONG KONG	933	1 233	693
FINLAND	11 760	7 734	4 355	AUSTRALIA	3 259	3 630	2 047
SWITZERLAND	44 409	46 158	25 559	NEW ZEALAND	246	369	200
AUSTRIA	31 697	19 933	11 112				
YUGOSLAVIA	1 650	721	410				
TURKEY	4 881	1 862	1 037	074 TEA AND MATE			
POLAND	7 415	3 710	2 091	IMPORTS	196 578	117 992	65 974
CZECHOSLOVA	2 213	599	330	BELGIUM LUX	41	82	47
HUNGARY	1 224	405	226	NETHERLANDS	935	484	274
ROMANIA	27 226	7 439	4 158	UNTD KINGDOM	20 018	10 264	5 712
ALGERIA	520	117	72				
EGYPT	4 110	1 100	604				

6 IMPORTS AND EXPORTS (SPECIAL TRADE) BY GROUPS OF THE SITC-REV. II AND BY COUNTRIES OF PRODUCTION AND CONSUMPTION 1987

GROUP COUNTRY	DT * 100 KG	1 000 DM	1 000 \$	GROUP COUNTRY	DT * 100 KG	1 000 DM	1 000 \$
TURKEY	204	141	76	EXPORTS	66 966	72 480	40 486
SOVIET UNION	1 644	424	238	FRANCE	7 853	15 561	8 666
ZAIRE	749	516	292	BELGIUM LUX	4 674	4 588	2 541
RWANDA	102	58	32	NETHERLANDS	7 648	7 656	4 252
KENYA	4 462	2 275	1 277	ITALY	5 637	10 273	5 740
TANZANIA	323	149	86	UNITD KINGDOM	3 298	3 502	1 955
MOZAMBIQUE	1 337	668	367	IRELAND	650	405	226
REUNION	458	135	79	DENMARK	6 856	6 202	3 463
MAURITIUS	862	387	224	GREECE	369	370	208
ZIMBABWE	1 871	622	346	PORTUGAL	321	336	188
MALAWI	4 670	1 834	1 028	SPAIN	3 521	2 678	1 502
REP S AFRICA	374	112	62	CANARY IS	139	197	109
ECUADOR	541	210	120	ICELAND	119	101	53
BRAZIL	3 222	1 002	564	NORWAY	1 756	1 629	908
ARGENTINA	10 050	1 998	1 108	SWEDEN	1 876	1 526	851
INDIA	53 665	47 708	26 664	FINLAND	1 376	841	483
BANGLADESH	2 825	1 414	791	SWITZERLAND	2 879	4 815	2 691
SRI LANKA	38 014	21 952	12 325	AUSTRIA	5 109	2 668	1 506
NEPAL	84	159	96	YUGOSLAVIA	1 379	1 371	772
VIETNAM	1 651	387	216	POLAND	784	309	180
INDONESIA	21 368	11 262	6 292	HUNGARY	160	133	73
CHINA	23 229	11 177	6 242	IVORY COAST	52	130	73
JAPAN	167	280	155	REP S AFRICA	2 031	579	324
TAIWAN	908	1 128	624	USA	696	1 557	907
EXPORTS	42 664	45 851	25 481	CANADA	385	452	257
FRANCE	2 110	2 225	1 255	VENEZUELA	70	53	20
BELGIUM LUX	1 119	1 464	818	BRAZIL	102	118	65
NETHERLANDS	4 254	3 192	1 790	CHILE	106	83	47
ITALY	1 286	1 703	951	ARGENTINA	163	171	91
UNITD KINGDOM	808	923	514	SYRIA	174	126	75
DENMARK	2 174	1 930	1 068	IRAN	102	139	75
SPAIN	916	705	392	ISRAEL	221	201	108
NORWAY	769	958	529	SAUDI ARABIA	87	172	99
SWEDEN	1 415	1 124	626	KUWAIT	86	104	59
FINLAND	69	68	38	MALAYSIA	110	128	72
SWITZERLAND	791	1 074	599	SINGAPORE	203	235	129
AUSTRIA	4 159	3 506	1 971	JAPAN	695	1 817	1 019
POLAND	25	54	30	HONG KONG	84	110	62
CANADA	944	1 237	682	AUSTRALIA	244	362	214
ISRAEL	65	72	39	NEW ZEALAND	65	76	38
SAUDI ARABIA	115	189	105	081 FEEDING STUFF FOR ANIMLS			
KUWAIT	62	121	67	IMPORTS	74 646 326	2 602 742	1 448 919
JAPAN	96	141	79	FRANCE	1 893 829	79 769	44 603
TAIWAN	97	100	54	BELGIUM LUX	1 057 412	53 484	29 987
075 SPICES				NETHERLANDS	10 109 799	480 143	268 459
IMPORTS	461 964	253 146	141 373	ITALY	224 807	3 972	2 249
FRANCE	12 116	5 547	3 102	UNITD KINGDOM	250 050	65 024	36 178
BELGIUM LUX	226	202	113	IRELAND	827	193	108
NETHERLANDS	13 647	5 796	3 225	DENMARK	1 120 967	33 033	18 363
ITALY	10 855	3 391	1 893	GREECE	9 933	839	461
UNITD KINGDOM	5 137	2 183	1 220	SPAIN	9 649	966	534
DENMARK	923	952	527	ICELAND	24 344	1 655	903
GREECE	20 369	3 769	2 129	NORWAY	6 253	1 634	919
PORTUGAL	70	89	48	SWEDEN	21 293	735	423
SPAIN	47 832	15 046	8 350	SWITZERLAND	25 713	7 321	4 127
SWITZERLAND	305	323	177	AUSTRIA	71 346	3 365	1 906
AUSTRIA	1 700	332	186	YUGOSLAVIA	430 974	10 592	5 963
YUGOSLAVIA	29 767	5 972	3 372	TURKEY	8 904	356	200
TURKEY	37 470	8 252	4 605	SOVIET UNION	1 291	54	30
POLAND	12 673	2 493	1 403	POLAND	188 047	5 187	3 020
CZECHOSLOVA	1 866	356	200	CZECHOSLOVA	9 485	1 080	622
HUNGARY	30 011	8 220	4 589	HUNGARY	376 611	11 188	6 237
ROMANIA	1 068	166	91	ROMANIA	1 011	123	67
BULGARIA	16 495	1 563	873	BULGARIA	9 024	5 841	3 261
ALBANIA	705	100	59	MOROCCO	3 120	277	154
MOROCCO	6 372	729	399	EGYPT	6 024	157	85
EGYPT	2 279	428	240	SUDAN	52 636	1 536	875
SENEGAL	185	78	43	IVORY COAST	294 760	6 475	3 597
NIGERIA	379	51	31	GHANA	2 142	212	126
CAMEROON	277	232	125	BENIN	9 000	201	109
KENYA	245	78	41	NIGERIA	227 195	4 601	2 580
TANZANIA	238	161	88	ZAIRE	3 001	65	35
MADAGASCAR	10 018	28 766	16 036	TANZANIA	3 000	84	47
REUNION	22	171	97	REP S AFRICA	2 388 469	68 571	38 451
COMOROS	2 145	3 906	2 165	USA	23 131 333	683 866	379 413
ZAMBIA	117	67	38	CANADA	269 810	3 686	2 131
MALAWI	123	78	44	MEXICO	4 991	363	218
USA	1 192	786	432	ECUADOR	143 303	9 531	5 309
MEXICO	2 228	709	399	PERU	1 127 963	66 223	36 549
GUATEMALA	1 238	710	396	BRAZIL	11 658 714	361 370	201 039
HAITI	1 095	149	83	CHILE	2 486 242	156 894	86 849
JAMAICA	2 291	922	513	URUGUAY	36 519	1 062	579
ST VINCENT	37	68	37	ARGENTINA	6 084 325	201 232	111 930
GRENADA	7 228	9 422	5 286	ISRAEL	25 762	2 366	1 315
SURINAME	297	244	132	INDIA	55 964	737	398
BRAZIL	42 029	29 161	16 343	THAILAND	32 699	5 775	3 254
ISRAEL	203	83	44	INDONESIA	2 865 917	65 020	36 248
PAKISTAN	2 463	535	299	MALAYSIA	2 739 778	58 863	32 797
INDIA	10 992	4 906	2 716	PHILIPPINES	4 139 856	99 828	55 527
SRI LANKA	3 018	1 825	1 017	CHINA	980 573	28 242	15 721
THAILAND	5 035	4 140	2 290	JAPAN	1 970	7 844	4 346
VIETNAM	1 032	828	461	TAIWAN	669	409	226
INDONESIA	67 366	72 258	40 474	AUSTRALIA	5 263	218	120
MALAYSIA	17 784	17 061	9 506	PAPUA NEW G	11 565	234	133
SINGAPORE	1 363	1 136	626	NEW ZEALAND	1 375	187	103
CHINA	25 915	6 689	3 700	EXPORTS	49 436 626	2 064 503	1 152 796
JAPAN	37	92	51	FRANCE	1 002 680	97 297	54 370
PAPUA NEW G	1 050	798	439	BELGIUM LUX	1 716 884	116 911	65 102
FR POLYNESIA	20	384	218				

6 IMPORTS AND EXPORTS (SPECIAL TRADE) BY GROUPS OF THE SITC-REV. II AND BY COUNTRIES OF PRODUCTION AND CONSUMPTION 1987

GROUP COUNTRY	DT = 100 KG	1 000 DM	1 000 \$	GROUP COUNTRY	DT = 100 KG	1 000 DM	1 000 \$
NETHERLANDS	20 575 879	432 254	242 510	DENMARK	27 423	2 686	1 510
ITALY	421 880	75 430	42 060	GREECE	33 111	3 795	2 111
UNTD KINGDOM	1 901 963	102 018	56 793	SPAIN	63 175	4 472	2 507
IRELAND	235 683	10 716	5 912	CANARY IS	2 325	735	410
DENMARK	8 463 558	342 661	191 947	SWEDEN	434	107	60
GREECE	41 395	8 342	4 670	SWITZERLAND	1 218	446	248
PORTUGAL	26 288	2 781	1 538	AUSTRIA	18 416	3 290	1 818
SPAIN	50 167	11 686	6 559	POLAND	1 751	242	135
CANARY IS	287	110	61	ROMANIA	719	281	160
ICELAND	63 421	1 285	705	ALGERIA	919	123	67
NORWAY	176 561	17 395	9 656	EGYPT	2 502	273	149
SWEDEN	601 100	57 474	32 433	MAURITANIA	2 050	350	202
FINLAND	19 305	3 256	1 816	MAURITIUS	9 840	1 312	740
SWITZERLAND	1 970 038	108 772	60 593	CYPRUS	1 686	183	99
AUSTRIA	4 724 970	239 641	133 780	LEBANON	687	111	61
MALTA	4 985	516	291	SAUDI ARABIA	160	54	30
YUGOSLAVIA	19 288	4 087	2 286	ARAB EMIRAT	378	94	52
TURKEY	51 540	3 807	2 137				
SOVIET UNION	4 848 480	169 946	93 522	098 EDIBLE PRODCTS,PREPS NES			
POLAND	747 491	35 191	19 876				
CZECHOSLOVA	524 325	34 259	19 101	IMPORTS	2 556 956	1 094 292	609 403
HUNGARY	411 413	33 750	18 891				
ROMANIA	5 928	1 429	831	FRANCE	443 282	97 533	54 281
BULGARIA	425 038	25 554	14 265	BELGIUM LUX	407 432	105 758	59 025
MOROCCO	1 149	337	187	NETHERLANDS	616 107	202 238	112 641
ALGERIA	651	98	56	ITALY	285 844	108 005	60 284
LIBYA	1 072	492	281	UNTD KINGDOM	66 125	32 566	18 200
EGYPT	22 431	3 167	1 728	IRELAND	75 453	341 916	189 878
SUDAN	908	92	54	DENMARK	110 838	35 866	19 951
GHANA	250	66	36	GREECE	16 433	5 528	3 082
NIGERIA	2 257	230	128	PORTUGAL	1 180	548	308
KENYA	540	104	57	SPAIN	7 822	2 728	1 518
TANZANIA	710	59	36	NORWAY	3 342	2 808	1 595
ZAMBIA	297	168	94	SWEDEN	19 028	8 604	4 924
ZIMBABWE	1 000	227	133	FINLAND	1 099	535	300
REP S AFRICA	3 841	1 470	815	SWITZERLAND	131 789	61 183	34 162
USA	51 084	50 845	28 301	AUSTRIA	44 899	15 677	8 748
CANADA	4 091	2 673	1 494	YUGOSLAVIA	25 272	3 866	1 896
MEXICO	800	1 993	1 115	TURKEY	32 460	5 556	3 130
GUATEMALA	56	118	63	HUNGARY	25 806	3 655	2 040
HONDURAS	111	89	50	ROMANIA	3 542	567	316
EL SALVADOR	880	142	78	MOROCCO	945	2 157	1 218
COSTA RICA	1 205	343	188	TUNISIA	351	121	68
CUBA	3 098	431	233	USA	120 196	26 912	14 975
DOMINIC REP	57	79	45	CANADA	30 433	6 239	3 475
JAMAICA	558	67	37	MEXICO	342	199	109
COLOMBIA	2 165	939	533	BRAZIL	1 088	484	270
VENEZUELA	2 495	1 238	704	LEBANON	1 374	194	106
ECUADOR	1 456	341	189	ISRAEL	26 825	5 083	2 841
PERU	3 362	1 080	600	INDIA	791	666	376
BRAZIL	765	355	194	SRI LANKA	123	169	93
CHILE	4 528	717	400	THAILAND	19 575	4 043	2 246
BOLIVIA	441	120	66	SINGAPORE	2 532	993	563
PARAGUAY	1 055	74	41	PHILIPPINES	661	133	75
URUGUAY	1 015	163	92	CHINA	14 084	2 883	1 604
ARGENTINA	1 470	566	309	SOUTH KOREA	2 839	1 055	590
CYPRUS	4 222	1 048	588	JAPAN	6 227	4 514	2 523
LEBANON	1 770	923	505	TAIWAN	2 354	928	513
SYRIA	5 351	504	294	HONG KONG	3 747	1 121	619
IRAN	17 463	3 879	2 131	AUSTRALIA	59	114	62
ISRAEL	22 732	2 443	1 356	NEW ZEALAND	3 590	1 236	686
JORDAN	22 138	1 755	970				
SAUDI ARABIA	21 367	2 738	1 526	EXPORTS	2 301 533	881 573	491 146
KUWAIT	3 340	463	255				
ARAB EMIRAT	10 713	1 105	606	FRANCE	322 906	98 304	54 683
OMAN	1 030	106	57	BELGIUM LUX	262 602	89 760	49 941
NORTH YEMEN	159	509	281	NETHERLANDS	526 791	117 789	65 593
PAKISTAN	1 440	355	197	ITALY	142 050	67 448	37 580
INDIA	386	58	36	UNTD KINGDOM	231 169	73 496	40 934
THAILAND	9 236	3 494	1 937	IRELAND	18 005	4 590	2 551
INDONESIA	7 925	1 606	906	DENMARK	86 898	23 889	13 286
MALAYSIA	12 259	2 416	1 347	GREECE	24 300	16 854	9 371
SINGAPORE	7 473	1 200	663	PORTUGAL	9 308	5 610	3 131
PHILIPPINES	2 714	465	254	SPAIN	45 346	17 665	9 833
CHINA	685	90	50	CANARY IS	7 282	2 497	1 393
NORTH KOREA	14	56	30	ICELAND	11 110	1 496	838
SOUTH KOREA	1 728	1 949	1 083	NORWAY	10 597	7 393	4 151
JAPAN	74 869	22 120	12 247	SWEDEN	41 739	14 958	8 322
TAIWAN	49 439	5 345	2 976	FINLAND	11 593	5 281	2 953
HONG KONG	4 283	2 575	1 434	SWITZERLAND	179 362	81 416	45 383
AUSTRALIA	1 928	1 076	597	AUSTRIA	120 895	92 399	51 516
NEW ZEALAND	1 352	209	116	ANDORRA	94	54	30
				GIBALTAR	742	188	106
091 MARGARINE AND SHORTENING				MALTA	2 072	1 660	920
IMPORTS	281 018	31 886	17 692	YUGOSLAVIA	12 125	6 977	3 887
				TURKEY	8 870	4 417	2 476
FRANCE	817	235	132	SOVIET UNION	127	226	125
BELGIUM LUX	137 025	16 988	9 398	POLAND	12 929	3 459	1 931
NETHERLANDS	75 862	9 144	5 088	CZECHOSLOVA	3 910	2 881	1 640
DENMARK	27 440	2 458	1 373	HUNGARY	1 425	1 180	674
SWITZERLAND	5 608	275	151	ROMANIA	1 598	1 935	1 081
AUSTRIA	5 746	307	168	BULGARIA	1 301	1 029	567
HUNGARY	23 732	2 112	1 175	TUNISIA	77	112	62
BULGARIA	4 018	211	123	LIBYA	255	109	61
				EGYPT	840	667	372
EXPORTS	1 362 941	140 528	78 358	SUDAN	721	317	173
				SENEGAL	252	93	55
FRANCE	356 131	40 337	22 516	GUINEA	133	68	37
BELGIUM LUX	219 909	19 750	10 988	LIBERIA	215	112	61
NETHERLANDS	361 978	27 265	15 184	IVORY COAST	130	78	41
ITALY	131 383	21 490	11 976	TOGO	1 901	931	523
UNTD KINGDOM	125 065	12 819	7 161	NIGERIA	3 966	2 360	1 306
IRELAND	831	76	42	ANGOLA	66	128	69
				ETHIOPIA	156	211	119

6 IMPORTS AND EXPORTS (SPECIAL TRADE) BY GROUPS OF THE SITC-REV. 11 AND BY COUNTRIES OF PRODUCTION AND CONSUMPTION 1987

GROUP COUNTRY	DT	100 KG	1 000 DM	1 000 \$	GROUP COUNTRY	DT	100 KG	1 000 DM	1 000 \$
KENYA		301	154	88	ANGOLA		2 203	239	146
TANZANIA		393	178	99	SOMALIA		336	66	36
MOZAMBIQUE		188	111	62	USA		67 037	9 366	5 231
REUNION		519	418	228	CANADA		7 464	843	466
MAURITIUS		170	229	126	CUBA		1 511	137	83
REP S AFRICA		9 763	4 675	2 606	DOMINIC REP		200	151	83
SWAZILAND		172	92	51	GUADELOUPE		3 687	495	275
USA		35 155	25 915	14 537	MARTINIQUE		2 878	372	204
CANADA		9 168	5 188	2 898	NETH ANTILL		2 867	443	251
MEXICO		613	136	75	CYPRUS		487	52	30
GUATEMALA		679	180	102	IRAN		1 720	197	108
DOMINIC REP		403	52	30	ISRAEL		140	105	58
MARTINIQUE		51	56	33	SAUDI ARABIA		5 000	2 460	1 362
BARBADOS		34	63	37	KUWAIT		1 292	186	102
TRINIDAD TOB		188	132	74	QATAR		298	57	32
COLOMBIA		1 158	479	271	ARAB EMIRAT		1 147	122	66
VENEZUELA		904	1 775	979	SINGAPORE		495	96	55
ECUADOR		83	181	102	JAPAN		17 523	2 953	1 620
PERU		99	67	37	TAIWAN		2 377	382	216
BRAZIL		373	227	130	HONG KONG		1 195	120	67
CHILE		311	336	183					
URUGUAY		57	59	33	112 ALCOHOLIC BEVERAGES				
ARGENTINA		22	72	39	IMPORTS		11 615 285	2 616 477	1 468 395
CYPRUS		2 303	1 730	976	FRANCE		4 449 145	1 225 382	688 781
LEBANON		324	179	100	BELGIUM LUX		75 847	9 790	5 460
SYRIA		655	1 029	568	NETHERLANDS		109 520	28 631	15 987
IRAQ		17 788	7 977	4 379	ITALY		3 694 480	560 392	313 734
IRAN		24 816	13 642	7 714	UNTD KINGDOM		165 964	111 095	62 423
ISRAEL		1 599	1 117	628	IRELAND		76 836	37 206	20 828
JORDAN		2 781	2 650	1 471	DENMARK		781 427	108 911	60 971
SAUDI ARABIA		22 752	15 232	8 485	GREECE		300 842	82 157	46 212
KUWAIT		5 115	5 047	2 792	PORTUGAL		101 289	40 314	22 676
BAHRAIN		386	277	148	SPAIN		526 885	152 352	85 157
QATAR		427	318	173	NORWAY		3 427	2 782	1 566
ARAB EMIRAT		5 617	6 573	3 650	SWEDEN		13 855	1 926	1 065
OMAN		2 563	3 114	1 738	FINLAND		929	711	394
NORTH YEMEN		626	950	539	SWITZERLAND		11 263	9 562	5 393
SOUTH YEMEN		206	81	42	AUSTRIA		33 606	14 426	8 093
PAKISTAN		305	347	192	YUGOSLAVIA		389 102	39 287	21 942
INDIA		116	185	106	TURKEY		16 597	6 731	3 823
BANGLADESH		104	61	34	SOVIET UNION		58 059	33 287	18 943
THAILAND		1 021	716	395	POLAND		7 995	3 367	1 890
INDONESIA		1 275	1 593	880	CZECHOSLOVA		173 739	12 495	6 994
MALAYSIA		1 110	737	405	HUNGARY		145 258	18 665	10 516
SINGAPORE		2 547	923	507	ROMANIA		86 181	9 181	5 152
PHILIPPINES		1 134	808	456	BULGARIA		50 067	4 748	2 661
SOUTH KOREA		1 675	2 256	1 241	MOROCCO		3 579	476	259
JAPAN		17 055	14 359	8 015	ALGERIA		1 203	366	207
TAIWAN		11 211	1 645	911	TUNISIA		111 592	10 900	6 163
HONG KONG		3 749	3 205	1 789	REUNION		23 998	3 741	2 092
AUSTRALIA		3 950	2 952	1 647	REP S AFRICA		6 364	2 347	1 308
NEW ZEALAND		348	363	197	USA		50 204	23 741	13 374
					CANADA		3 091	1 752	983
					MEXICO		6 986	2 159	1 210
					BERMUDA		89	61	36
					CUBA		511	142	80
					BAHAMAS		3 369	2 545	1 431
					GUADELOUPE		3 476	680	376
					MARTINIQUE		52 100	32 781	18 256
					JAMAICA		15 331	6 310	3 545
					BARBADOS		116	68	36
					NETH ANTILL		9 024	1 384	773
					GUYANA		21 566	3 344	1 894
					BRAZIL		467	174	93
					CHILE		810	320	178
					ARGENTINA		3 874	922	516
					CYPRUS		9 435	1 064	582
					ISRAEL		883	392	216
					THAILAND		372	96	52
					INDONESIA		766	421	238
					CHINA		2 171	821	461
					SOUTH KOREA		837	297	165
					JAPAN		8 572	4 978	2 791
					TAIWAN		248	130	72
					AUSTRALIA		1 355	442	247
					EXPORTS		8 182 003	1 514 288	844 559
					FRANCE		423 342	64 755	35 992
					BELGIUM LUX		162 879	35 673	19 968
					NETHERLANDS		401 120	94 871	53 010
					ITALY		878 309	119 471	66 181
					UNTD KINGDOM		2 708 499	466 601	261 942
					IRELAND		134 041	14 378	8 051
					DENMARK		159 807	36 759	20 527
					GREECE		28 461	6 020	3 313
					PORTUGAL		10 659	1 841	1 016
					SPAIN		179 722	24 801	13 748
					CANARY IS		58 080	7 840	4 387
					CEUTA MEL		777	114	62
					ICELAND		4 399	2 220	1 237
					NORWAY		35 907	9 931	5 516
					SWEDEN		127 252	28 953	16 102
					FINLAND		19 747	4 778	2 659
					SWITZERLAND		191 999	30 069	16 771
					AUSTRIA		217 253	26 019	14 513
					ANDORRA		1 110	237	127
					GIBRALTAR		1 170	275	153
					MALTA		1 340	260	145
					YUGOSLAVIA		1 886	632	342
					TURKEY		1 066	354	198
					SOVIET UNION		5 095	1 004	555
111 NON-ALCOHL BEVERAGES NES									
IMPORTS		4 771 390	216 185	120 324					
FRANCE		2 051 301	81 412	45 403					
BELGIUM LUX		187 882	13 773	7 651					
NETHERLANDS		1 589 545	63 553	35 358					
ITALY		75 228	9 191	5 106					
UNTD KINGDOM		9 537	1 023	567					
IRELAND		106	71	39					
DENMARK		8 769	976	543					
PORTUGAL		838	67	37					
SPAIN		332	55	30					
SWITZERLAND		329 831	15 774	8 776					
AUSTRIA		432 598	26 680	14 789					
YUGOSLAVIA		23 612	729	402					
TURKEY		50 501	1 859	1 043					
SOVIET UNION		251	90	47					
HUNGARY		2 417	128	71					
ROMANIA		1 727	142	82					
USA		2 382	248	135					
CHINA		1 614	133	75					
JAPAN		229	77	44					
EXPORTS		69 899 114	214 642	119 419					
FRANCE		334 002	37 716	20 907					
BELGIUM LUX		1 017 583	44 872	24 996					
NETHERLANDS		67 849 064	30 408	16 845					
ITALY		60 212	8 917	4 984					
UNTD KINGDOM		155 900	20 125	11 202					
IRELAND		928	286	161					
DENMARK		24 416	3 849	2 140					
GREECE		40 689	7 732	4 322					
PORTUGAL		3 998	642	357					
SPAIN		28 683	4 883	2 721					
CANARY IS		35 735	3 240	1 811					
ICELAND		2 732	323	180					
NORWAY		5 591	1 746	966					
SWEDEN		20 049	5 739	3 196					
FINLAND		8 286	1 595	879					
SWITZERLAND		77 069	10 261	5 699					
AUSTRIA		86 690	10 025	5 591					
MALTA		2 446	178	100					
SOVIET UNION		5 613	709	394					
POLAND		8 100	1 072	593					
CZECHOSLOVA		1 618	207	110					
HUNGARY		795	99	53					
ROMANIA		1 601	237	133					
GHANA		1 008	88	49					
NIGERIA		739	110	62					

6 IMPORTS AND EXPORTS (SPECIAL TRADE) BY GROUPS OF THE SITC-REV. II AND BY COUNTRIES OF PRODUCTION AND CONSUMPTION 1987

GROUP COUNTRY	DT * 100 KG	1 000 DM	1 000 \$	GROUP COUNTRY	DT * 100 KG	1 000 DM	1 000 \$
POLAND	21 877	3 497	1 951	SPAIN	158	79	44
CZECHOSLOVAKIA	3 332	556	307	SWITZERLAND	3 116	2 605	1 464
HUNGARY	8 336	1 155	636	AUSTRIA	221	180	107
ROMANIA	657	104	57	MALTA	147	419	233
BULGARIA	2 089	339	189	YUGOSLAVIA	11 896	8 045	4 438
MOROCCO	1 308	156	89	TURKEY	103 393	69 574	39 164
ALGERIA	615	147	88	SOVIET UNION	299	302	166
EGYPT	1 261	291	164	POLAND	2 969	1 035	571
MALI	833	105	58	HUNGARY	1 181	749	414
CAPE VERDE	800	116	64	ROMANIA	800	348	192
GAMBIA	174	83	47	BULGARIA	21 215	15 641	8 688
GUIN BISSAU	525	62	35	CAMEROON	445	644	355
GUINEA	4 762	703	394	CENT AFR REP	37	146	81
LIBERIA	493	119	67	BURUNDI	375	283	157
IVORY COAST	426	62	36	KENYA	930	580	326
GHANA	1 042	144	79	TANZANIA	4 801	2 926	1 652
TOGO	388	65	38	ZAMBIA	10 855	8 377	4 851
BENIN	1 838	278	155	ZIMBABWE	101 477	64 792	36 652
NIGERIA	9 604	2 339	1 356	MALAWI	159 649	102 436	58 298
CAMEROON	11 508	1 983	1 103	REP S AFRICA	1 169	210	120
CENT AFR REP	1 415	208	121	USA	318 216	433 035	241 234
EQUAT GUINEA	654	98	54	CANADA	11 326	7 936	4 402
GABON	17 331	2 485	1 382	MEXICO	13 872	12 459	6 944
CONGO	5 808	822	474	GUATEMALA	2 840	2 001	1 109
ZAIRE	7 111	1 259	708	HONDURAS	124	347	193
ANGOLA	66 422	10 705	6 098	NICARAGUA	122	159	91
ETHIOPIA	411	93	51	CUBA	8 375	4 493	2 523
SOMALIA	1 820	264	147	DOMINIC REP	2 571	1 273	707
KENYA	585	293	163	COLOMBIA	5 108	6 314	3 450
TANZANIA	304	59	35	PERU	702	324	180
MOZAMBIQUE	3 867	570	320	BRAZIL	199 599	141 796	78 845
ZAMBIA	774	158	87	PARAGUAY	1 442	554	305
ZIMBABWE	544	88	50	ARGENTINA	37 689	18 163	10 200
REP S AFRICA	2 634	1 545	855	CYPRUS	34	56	33
USA	1 594 918	339 733	188 533	INDIA	6 794	4 631	2 582
CANADA	128 635	45 217	24 953	BANGLADESH	586	232	126
MEXICO	7 664	2 745	1 537	SRI LANKA	305	145	86
BERMUDA	18 925	3 081	1 705	THAILAND	47 329	23 246	12 941
GUATEMALA	301	102	61	INDONESIA	27 008	22 269	12 370
BELIZE	512	187	104	PHILIPPINES	33 138	13 875	7 839
EL SALVADOR	351	60	32	CHINA	1 556	687	382
COSTA RICA	610	239	134	SOUTH KOREA	86 816	77 809	43 306
PANAMA	2 320	596	330	JAPAN	11 016	4 945	2 769
CUBA	2 041	241	136	TAIWAN	700	113	62
HAITI	488	73	40				
BAHAMAS	82 244	11 239	6 272	EXPORTS	155 637	74 336	41 508
TURKS CAICOS	3 416	415	233				
AM VIRGIN IS	6 267	1 033	574	FRANCE	15 756	758	426
GUADELOUPE	555	85	48	BELGIUM LUX	6 010	1 903	1 044
ANTIGUA	683	125	71	NETHERLANDS	18 035	10 077	5 680
BRIT VIRG IS	178	78	45	ITALY	499	620	341
CAYMAN IS	2 176	317	177	UNITD KINGDOM	795	535	294
JAMAICA	1 430	562	322	DENMARK	661	142	83
ST LUCIA	96	62	34	GREECE	10 633	18 422	10 269
BARBADOS	358	197	111	SPAIN	613	824	474
TRINIDAD TOB	403	176	95	CANARY IS	1 562	336	190
NETH ANTILL	1 525	337	184	NORWAY	99	80	44
COLOMBIA	932	457	267	SWITZERLAND	21 252	21 442	11 906
VENEZUELA	929	534	302	AUSTRIA	2 971	2 701	1 525
FRENCH GUIAN	1 659	251	141	ANDORRA	878	842	474
ECUADOR	989	386	214	YUGOSLAVIA	7 644	7 285	4 114
BRAZIL	17 562	3 867	2 174	BULGARIA	25 861	388	225
CHILE	383	68	41	MOROCCO	5 153	499	273
BOLIVIA	78	62	33	MALI	793	52	31
PARAGUAY	3 416	642	356	IVORY COAST	514	70	38
URUGUAY	371	94	54	CONGO	479	126	76
ARGENTINA	1 296	223	123	USA	30 384	6 380	3 519
CYPRUS	1 060	374	206	CUBA	3 000	485	265
SYRIA	566	412	228	ISRAEL	384	173	106
IRAQ	3 259	434	240	FR POLYNESIA	135	83	46
ISRAEL	3 187	531	296				
JORDAN	169	60	34	122 TOBACCO MFRS			
SAUDI ARABIA	645	95	56				
BAHRAIN	3 392	618	345	IMPORTS	334 438	408 275	227 825
ARAB EMIRAT	7 638	1 408	788				
OMAN	1 047	245	133	FRANCE	51 319	39 311	22 144
NORTH YEMEN	37	209	119	BELGIUM LUX	33 471	64 955	36 287
SOUTH YEMEN	3 564	438	241	NETHERLANDS	94 308	132 332	73 639
AFGHANISTAN	814	91	49	ITALY	210	193	105
INDIA	1 396	244	131	UNITD KINGDOM	4 855	12 576	7 007
BANGLADESH	1 069	174	94	IRELAND	18 870	33 334	18 591
SRI LANKA	1 679	296	163	DENMARK	24 510	74 387	41 551
THAILAND	725	241	129	GREECE	3 482	3 430	1 916
MALAYSIA	624	239	131	SPAIN	59	90	48
SINGAPORE	5 371	1 331	738	FINLAND	31	59	32
PHILIPPINES	1 128	479	269	SWITZERLAND	311	577	320
SOUTH KOREA	523	271	157	AUSTRIA	159	452	252
JAPAN	102 854	45 203	25 160	USA	100 044	39 220	21 825
TAIWAN	163 396	24 784	13 715	HONDURAS	34	408	226
HONG KONG	37 779	6 652	3 707	CUBA	96	2 673	1 501
AUSTRALIA	14 820	5 122	2 887	BRAZIL	353	851	471
NEW ZEALAND	2 820	1 252	692	PHILIPPINES	40	104	57
121 TOBACCO UNMNFCTRD, REFUSE				EXPORTS	554 668	1 292 346	719 236
IMPORTS	1 554 768	1 231 477	688 652				
FRANCE	44 927	27 250	15 279	FRANCE	113 417	280 712	156 455
BELGIUM LUX	7 377	1 128	633	BELGIUM LUX	47 603	77 565	43 235
NETHERLANDS	1 132	644	355	NETHERLANDS	35 156	56 185	31 189
ITALY	121 216	64 853	36 207	ITALY	136 182	476 835	264 494
UNITD KINGDOM	72	79	42	UNITD KINGDOM	90 112	147 888	82 704
DENMARK	166	85	49	IRELAND	492	1 877	1 039
GREECE	137 286	£1 073	45 318	DENMARK	2 803	9 611	5 319
				GREECE	11 722	25 011	13 935
				PORTUGAL	128	573	319

6 IMPORTS AND EXPORTS (SPECIAL TRADE) BY GROUPS OF THE SITC-REV. II AND BY COUNTRIES OF PRODUCTION AND CONSUMPTION 1987

GROUP COUNTRY	DT * 100 KG	1 000 DM	1 000 \$	GROUP COUNTRY	DT * 100 KG	1 000 DM	1 000 \$
SPAIN	1 520	5 242	2 909	GREECE	8 926	2 310	1 315
CANARY IS	3 722	5 378	3 034	PORTUGAL	11 252	3 521	1 939
ICELAND	8	67	38	SPAIN	113 303	20 227	11 242
NORWAY	63	214	115	NORWAY	674	291	170
SWEDEN	2 045	4 225	2 363	SWEDEN	10 147	3 092	1 748
FINLAND	30	141	78	FINLAND	24 032	7 864	4 417
SWITZERLAND	16 605	28 228	15 831	SWITZERLAND	21 264	6 920	3 859
AUSTRIA	3 151	6 978	3 851	AUSTRIA	170 926	59 796	33 540
ANDORRA	1 375	3 573	2 043	YUGOSLAVIA	27 985	9 729	5 387
VATICAN CITY	42	146	80	TURKEY	4 346	2 736	1 524
MALTA	80	174	98	POLAND	17 595	12 607	7 110
YUGOSLAVIA	4 553	14 459	8 071	CZECHOSLOVA	19 071	6 741	3 741
TURKEY	1 634	5 643	3 166	HUNGARY	39 839	13 157	7 310
SOVIET UNION	682	1 786	1 027	ROMANIA	13 452	4 980	2 809
POLAND	1 149	3 343	1 858	BULGARIA	36 046	15 665	8 700
CZECHOSLOVA	850	2 161	1 223	MOROCCO	450	97	54
HUNGARY	1 045	2 375	1 314	TUNISIA	21	105	57
ROMANIA	77	189	104	USA	1 935	707	396
BULGARIA	725	1 051	573	INDIA	677	308	170
ALBANIA	44	66	40	THAILAND	198	78	45
TUNISIA	240	751	417	CHINA	551	102	57
SUDAN	858	599	333	JAPAN	519	232	132
MALI	576	1 107	611	TAIWAN	497	168	96
SENEGAL	2 940	5 544	3 048	HONG KONG	4 477	1 481	832
IVORY COAST	162	269	151				
CAMEROON	17 345	35 101	19 407	212 FUR SKINS UNDRESSED			
DJIBOUTI	520	969	562				
REUNION	146	238	129	IMPORTS	21 219	536 849	297 498
REP S AFRICA	91	271	149				
USA	2 365	3 310	1 836	FRANCE	340	3 474	1 992
CANADA	499	375	207	BELGIUM LUX	80	648	363
GUADELOUPE	122	241	131	NETHERLANDS	692	12 034	7 055
MARTINIQUE	78	146	80	ITALY	53	257	140
VENEZUELA	81	81	43	UNTD KINGDOM	660	25 664	14 108
FRENCH GUIAN	53	102	57	IRELAND	13	239	131
ARGENTINA	57	123	69	DENMARK	2 326	141 543	78 719
CYPRUS	9 631	15 205	8 329	SPAIN	224	759	419
LEBANON	312	329	188	ICELAND	6	147	81
IRAQ	6 821	6 865	3 800	NORWAY	351	13 911	7 697
IRAN	29 500	48 777	27 466	SWEDEN	430	25 440	14 140
ISRAEL	49	124	69	FINLAND	1 836	64 446	35 434
SAUDI ARABIA	278	542	299	SWITZERLAND	67	252	138
KUWAIT	27	95	52	AUSTRIA	19	106	60
BAHRAIN	106	218	125	TURKEY	4	185	102
ARAB EMIRAT	712	888	490	SOVIET UNION	1 244	44 435	24 522
OMAN	81	168	94	POLAND	600	14 006	7 734
THAILAND	15	117	63	CZECHOSLOVA	48	1 750	962
SINGAPORE	177	491	275	HUNGARY	35	494	270
JAPAN	19	165	93	ROMANIA	4	103	56
TAIWAN	1 477	3 998	2 214	REP S AFRICA	494	13 984	7 904
HONG KONG	1 286	2 514	1 418	USA	6 750	111 052	60 977
AUSTRALIA	19	59	33	CANADA	1 942	29 419	16 191
FR POLYNESIA	293	407	239	GREENLAND	61	185	101
				MEXICO	31	147	82
211 HIDES, SKINS, UNDRESSED				CHILE	145	254	138
				PARAGUAY	58	249	138
IMPORTS	857 038	263 547	147 163	URUGUAY	71	421	244
FRANCE	53 092	19 956	11 147	ARGENTINA	46	1 611	872
BELGIUM LUX	59 988	22 661	12 665	SYRIA	72	345	189
NETHERLANDS	118 144	28 205	15 711	AFGHANISTAN	870	10 308	6 018
ITALY	67 636	11 035	6 257	PAKISTAN	43	194	109
UNTD KINGDOM	59 760	24 324	13 507	INDIA	44	344	189
IRELAND	8 836	3 194	1 775	MONGOLIA	148	2 093	1 147
DENMARK	12 835	4 834	2 717	CHINA	249	5 254	2 931
GREECE	194	361	197	NORTH KOREA	54	669	373
PORTUGAL	1 401	65	36	SOUTH KOREA	31	259	149
SPAIN	8 364	1 211	687	HONG KONG	3	168	93
NORWAY	11 233	4 984	2 768	AUSTRALIA	885	8 295	4 577
SWEDEN	22 453	9 678	5 405	NEW ZEALAND	170	1 584	885
FINLAND	16 515	4 898	2 766				
SWITZERLAND	71 239	33 547	18 659	EXPORTS	3 299	40 056	22 459
AUSTRIA	173 357	44 918	25 131	FRANCE	260	2 214	1 224
SOVIET UNION	9 426	2 249	1 247	BELGIUM LUX	2 027	16 683	9 318
POLAND	26 475	793	446	NETHERLANDS	180	4 363	2 553
HUNGARY	3 552	314	174	ITALY	164	3 872	2 144
ETHIOPIA	127	340	192	UNTD KINGDOM	34	1 076	594
REP S AFRICA	18 052	10 652	5 962	IRELAND	4	114	62
BOTSWANA	2 299	951	539	DENMARK	180	4 139	2 351
USA	11 469	3 275	1 834	GREECE	14	425	234
CANADA	5 900	2 005	1 120	SPAIN	42	903	501
BRAZIL	2 368	281	162	SWEDEN	48	422	240
PARAGUAY	507	975	540	FINLAND	23	447	254
URUGUAY	145	215	122	SWITZERLAND	44	744	410
ARGENTINA	545	637	353	AUSTRIA	16	654	361
LEBANON	39	68	38	YUGOSLAVIA	157	223	122
IRAN	489	509	281	POLAND	13	77	44
ARAB EMIRAT	371	169	93	HUNGARY	21	185	101
PAKISTAN	49	168	93	USA	17	1 428	780
THAILAND	947	681	375	CANADA	5	111	61
INDONESIA	73	576	318	URUGUAY	7	139	77
SINGAPORE	21	192	106	ARGENTINA	5	127	70
CHINA	1 367	2 323	1 302	PHILIPPINES	2	76	42
AUSTRALIA	82 725	20 371	11 361	CHINA	16	497	278
NEW ZEALAND	2 290	1 662	927	JAPAN	2	306	167
				HONG KONG	13	722	412
EXPORTS	1 443 602	473 915	264 854				
FRANCE	68 971	13 851	7 746	222 SEEDS FOR SOFT/FIXED OIL			
BELGIUM LUX	48 025	16 374	9 179	IMPORTS	50 873 727	2 842 419	1 589 326
NETHERLANDS	282 188	87 674	48 893				
ITALY	502 892	178 895	100 033	FRANCE	10 554 923	1 028 914	579 624
UNTD KINGDOM	4 409	919	519	BELGIUM LUX	30 660	2 364	1 317
DENMARK	8 546	3 201	1 784	NETHERLANDS	196 941	17 564	9 784

6 IMPORTS AND EXPORTS (SPECIAL TRADE) BY GROUPS OF THE SITC-REV. 11 AND BY COUNTRIES OF PRODUCTION AND CONSUMPTION 1987

GROUP COUNTRY	DT * 100 KG	1 000 DM	1 000 \$	GROUP COUNTRY	DT * 100 KG	1 000 DM	1 000 \$
ITALY	35 098	1 477	888	PAPUA NEW G	185 614	9 321	5 247
UNITED KINGDOM	2 135 665	172 408	95 376	NEW ZEALAND	1 258	120	65
IRELAND	16 049	1 267	776	KIRIBATI	9 591	448	260
DENMARK	1 244 079	123 452	67 820	VANUATU	281 497	13 742	7 688
GREECE	186 744	14 360	7 909	TONGA	10 000	388	212
SPAIN	173 662	14 352	8 354	WEST SAMOA	9 558	408	224
SWEDEN	74 606	2 104	1 176	EXPORTS	92 447	14 463	8 070
AUSTRIA	390 457	10 859	5 953	FRANCE	14 177	1 998	1 111
YUGOSLAVIA	1 850	191	111	BELGIUM LUX	6 037	1 209	675
TURKEY	326	60	45	NETHERLANDS	22 461	2 870	1 596
POLAND	1 182 245	31 260	17 556	ITALY	7 686	949	528
HUNGARY	237 609	15 562	8 760	UNITED KINGDOM	1 850	618	350
ROMANIA	1 834	224	122	DENMARK	10 424	1 217	686
BULGARIA	91 525	5 319	3 045	GREECE	550	88	49
EGYPT	7 016	664	379	SPAIN	855	243	135
KENYA	3 704	436	240	NORWAY	1 072	208	114
MA-AWI	2 469	292	170	SWEDEN	7 568	784	443
REP S AFRICA	9 968	1 275	724	FINLAND	1 890	211	119
BOTSWANA	4 491	522	288	SWITZERLAND	5 782	1 484	820
USA	25 055 979	994 928	558 067	AUSTRIA	4 645	1 324	742
CANADA	285 400	9 775	5 389	HUNGARY	625	102	57
MEXICO	15 974	2 537	1 384	USA	2 035	341	187
GUATEMALA	45 632	7 692	4 278	CANADA	300	66	37
EL SALVADOR	5 201	824	457	ISRAEL	2 199	380	213
NICARAGUA	5 789	1 018	567				
PANAMA	759	129	73				
COLOMBIA	1 256	229	126				
BRAZIL	4 585 852	175 667	96 296	232 NATURAL RUBBER, GUMS			
PARAGUAY	822 380	31 995	17 657	IMPORTS	2 167 675	385 502	215 025
URUGUAY	3 662	178	104	FRANCE	6 333	1 562	892
ARGENTINA	3 217 339	144 050	78 687	BELGIUM LUX	141	64	36
ISRAEL	13 731	2 652	1 538	NETHERLANDS	2 674	576	317
INDIA	5 074	667	384	ITALY	3 191	1 469	814
THAILAND	682	70	39	UNITED KINGDOM	4 024	1 086	605
VIETNAM	836	71	40	GUINEA	384	68	40
CHINA	167 893	21 445	11 867	LIBERIA	18 789	3 289	1 827
HONG KONG	1 027	188	101	IVORY COAST	113 003	21 091	11 784
AUSTRALIA	55 234	3 089	1 707	NIGERIA	34 622	5 592	3 107
NEW ZEALAND	881	110	61	CAMEROON	13 728	2 440	1 361
EXPORTS	3 965 849	405 205	224 967	ZAIRE	24 625	4 279	2 366
FRANCE	11 566	2 217	1 222	USA	1 824	341	188
BELGIUM LUX	1 704 304	173 998	95 756	BRAZIL	1 071	156	85
NETHERLANDS	1 427 737	135 158	76 259	SRI LANKA	58 148	11 065	6 156
ITALY	12 191	2 291	1 277	THAILAND	273 318	49 021	27 349
UNITED KINGDOM	651 580	73 186	40 284	INDONESIA	379 884	62 034	34 563
IRELAND	464	228	123	MALAYSIA	1 197 213	215 466	120 262
DENMARK	42 439	3 367	1 874	SINGAPORE	18 425	3 240	1 800
PORTUGAL	398	60	34	PHILIPPINES	811	151	85
SPAIN	1 363	284	163	SOUTH KOREA	672	115	62
NORWAY	4 310	589	321	JAPAN	1 920	324	176
SWEDEN	9 348	1 365	770	TAIWAN	384	63	35
FINLAND	2 544	458	255	PAPUA NEW G	11 924	1 875	1 041
SWITZERLAND	3 294	766	419	EXPORTS	72 309	14 752	8 213
AUSTRIA	33 462	5 814	3 218	FRANCE	21 367	4 052	2 245
SOVIET UNION	53 675	3 946	2 179	BELGIUM LUX	3 530	742	411
POLAND	5 513	974	538	NETHERLANDS	2 234	427	239
CZECHOSLOVAKIA	22	71	38	ITALY	4 159	722	410
HUNGARY	707	59	32	UNITED KINGDOM	732	144	79
USA	31	171	93	DENMARK	2 237	533	295
SOUTH KOREA	456	71	39	GREECE	781	199	109
233 SEEDS FOR OTH FIXED OILS				SPAIN	2 270	353	195
IMPORTS	5 024 957	215 752	120 546	SWEDEN	1 424	305	172
FRANCE	11 285	2 786	1 551	FINLAND	610	127	69
BELGIUM LUX	87 833	5 748	3 199	SWITZERLAND	5 957	1 316	729
NETHERLANDS	43 633	5 619	3 144	AUSTRIA	19 642	3 982	2 225
ITALY	633	113	68	YUGOSLAVIA	1 297	392	221
UNITED KINGDOM	3 138	441	241	TURKEY	2 958	557	312
DENMARK	8 392	1 811	1 015	POLAND	501	143	77
SPAIN	1 089	134	74	HUNGARY	708	138	82
SWITZERLAND	673	167	90	UGANDA	500	90	49
AUSTRIA	2 165	1 837	1 025	MEXICO	208	63	35
YUGOSLAVIA	2 447	438	241	IRAN	193	55	30
TURKEY	17 115	3 231	1 796	233 RUBBER, SYNTHETIC, RECLAIMED			
SOVIET UNION	6 490	481	269	IMPORTS	3 474 761	681 238	490 329
POLAND	6 452	437	254	FRANCE	987 973	235 033	130 814
CZECHOSLOVAKIA	4 087	939	532	BELGIUM LUX	279 071	80 777	45 017
HUNGARY	131 036	15 149	8 417	NETHERLANDS	571 172	133 307	74 173
ROMANIA	4 407	1 050	602	ITALY	259 294	66 214	36 777
TUNISIA	1 110	121	68	UNITED KINGDOM	226 153	79 802	44 437
NIGERIA	1 497	62	33	IRELAND	804	399	216
ETHIOPIA	9 538	1 166	659	DENMARK	7 255	851	462
KENYA	27 920	1 322	724	PORTUGAL	258	94	51
TANZANIA	3 588	272	150	SPAIN	59 180	16 471	9 186
USA	74 576	3 142	1 719	NORWAY	556	193	111
CANADA	3 430 446	108 914	60 851	SWEDEN	6 088	1 304	751
ECUADOR	5 094	336	187	SWITZERLAND	41 188	5 124	2 834
ARGENTINA	14 718	616	339	AUSTRIA	29 874	2 659	1 467
PAKISTAN	1 261	117	67	SOVIET UNION	106 749	19 335	10 793
INDIA	1 874	274	152	POLAND	73 127	7 706	4 303
SRI LANKA	1 232	80	44	CZECHOSLOVAKIA	97 075	9 120	5 079
NEPAL	551	84	47	HUNGARY	46 127	5 120	2 851
KAMPUCHEA	1 926	108	61	ROMANIA	23 153	3 069	1 702
INDONESIA	6 344	917	502	USA	344 397	142 481	79 110
MALAYSIA	40 296	4 863	2 709	CANADA	5 664	3 095	1 729
SINGAPORE	3 308	262	151	MEXICO	62 917	9 318	5 196
PHILIPPINES	155 912	6 363	3 588	BRAZIL	13 226	2 215	1 243
CHINA	358 203	18 081	10 150	ARGENTINA	35 777	3 655	2 017
HONG KONG	429	65	37				
AUSTRALIA	49 674	3 575	1 969				

6 IMPORTS AND EXPORTS (SPECIAL TRADE) BY GROUPS OF THE SITC-REV. II AND BY COUNTRIES OF PRODUCTION AND CONSUMPTION 1987

GROUP COUNTRY	DT * 100 KG	1 000 DM	1 000 \$	GROUP COUNTRY	DT * 100 KG	1 000 DM	1 000 \$
SAUDI ARABIA	1 462	62	35	USA	31	55	30
MALAYSIA	2 031	379	206	SOUTH KOREA	1 480	1 058	588
SOUTH KOREA	25 790	4 438	2 479	EXPORTS	2 018	538	295
JAPAN	126 447	42 038	23 400	FRANCE	63	59	34
TAIWAN	18 458	3 443	1 933	BELGIUM LUX	131	74	41
EXPORTS	3 762 423	807 277	450 069	SWITZERLAND	273	83	46
FRANCE	607 941	121 633	67 823	AUSTRIA	1 288	147	77
BELGIUM LUX	524 262	86 380	48 168	245 FUEL WOOD NES. CHARCOAL			
NETHERLANDS	395 617	57 348	31 996	IMPORTS	685 261	30 238	16 703
ITALY	439 805	94 579	52 712	FRANCE	67 688	1 843	1 029
UNTD KINGDOM	236 632	53 889	29 990	BELGIUM LUX	19 152	193	104
IRELAND	17 388	3 052	1 716	NETHERLANDS	73 943	1 995	1 103
DENMARK	34 771	12 313	6 850	ITALY	6 258	142	80
GREECE	13 341	4 557	2 538	PORTUGAL	15 721	892	490
PORTUGAL	51 877	13 465	7 502	SPAIN	155 366	9 449	5 217
SPAIN	150 221	34 860	19 451	NORWAY	4 507	67	37
FAROE IS	1 200	63	34	YUGOSLAVIA	2 740	156	85
NORWAY	11 948	2 984	1 660	POLAND	71 284	3 025	1 692
SWEDEN	55 344	16 670	9 274	CZECHOSLOVA	28 352	1 523	850
FINLAND	68 519	9 867	5 483	HUNGARY	8 697	485	270
SWITZERLAND	146 288	27 831	15 490	ROMANIA	5 549	346	191
AUSTRIA	111 535	24 127	13 458	REP S AFRICA	86 136	5 325	2 924
MALTA	1 106	546	298	USA	8 999	448	246
YUGOSLAVIA	79 170	26 604	14 974	BRAZIL	38 264	1 497	822
TURKEY	16 671	5 155	2 866	PARAGUAY	42 637	2 143	1 168
SOVIET UNION	15 953	4 620	2 544	ARGENTINA	2 817	154	85
POLAND	26 017	8 535	4 756	MALAYSIA	40 923	338	189
CZECHOSLOVA	80 701	21 275	11 869	EXPORTS	118 570	7 852	4 371
HUNGARY	52 530	14 719	8 194	FRANCE	24 859	614	345
ROMANIA	2 788	1 400	776	BELGIUM LUX	10 221	925	514
BULGARIA	18 059	4 301	2 357	NETHERLANDS	18 000	1 793	990
MOROCCO	9 662	2 450	1 370	ITALY	1 690	269	152
ALGERIA	2 630	588	333	UNTD KINGDOM	1 835	342	191
TUNISIA	5 772	1 750	976	DENMARK	6 654	618	343
EGYPT	2 219	693	379	NORWAY	13 356	433	239
SUDAN	251	66	36	SWEDEN	1 416	211	118
IVORY COAST	780	266	147	SWITZERLAND	15 646	969	539
NIGERIA	2 147	797	437	AUSTRIA	15 614	441	241
CAMEROON	381	64	34	TURKEY	384	195	118
ETHIOPIA	6 391	1 037	559	VENEZUELA	204	108	60
KENYA	2 820	599	329	BRAZIL	520	250	136
TANZANIA	3 413	696	400	KUWAIT	98	73	40
MOZAMBIQUE	603	103	56	JAPAN	471	205	117
REUNION	310	73	43	246 PULPWOOD, CHIPS, WOODWASTE			
ZAMBIA	329	149	81	IMPORTS	9 796 654	71 195	39 710
ZIMBABWE	1 573	553	311	FRANCE	2 973 196	21 088	11 756
REP S AFRICA	19 625	7 335	4 094	BELGIUM LUX	978 754	7 204	4 014
USA	127 483	27 403	15 208	NETHERLANDS	1 055 723	8 762	4 891
CANADA	6 444	1 872	1 037	ITALY	131 391	2 289	1 279
MEXICO	10 487	4 137	2 300	UNTD KINGDOM	33 630	492	269
BERMUDA	23 020	5 463	3 038	DENMARK	118 923	1 218	674
GUATEMALA	2 566	878	498	SWEDEN	176 330	1 151	643
HONDURAS	263	105	60	SWITZERLAND	82 125	898	506
EL SALVADOR	370	146	82	AUSTRIA	237 750	2 411	1 347
COSTA RICA	652	236	130	POLAND	1 209 746	4 932	2 752
COLOMBIA	8 698	2 807	1 572	CZECHOSLOVA	2 776 218	19 768	11 029
VENEZUELA	23 116	6 819	3 809	HUNGARY	15 956	397	223
ECUADOR	11 312	1 587	889	CAMEROON	751	68	37
PERU	5 723	1 221	688	ZAIRE	306	77	43
BRAZIL	28 253	10 883	6 155	USA	1 903	141	80
CHILE	8 173	1 562	867	MALAYSIA	903	128	73
URUGUAY	3 719	1 307	724	EXPORTS	19 599 222	234 015	130 224
ARGENTINA	23 370	6 703	3 730	FRANCE	1 329 106	16 054	8 919
CYPRUS	624	206	114	BELGIUM LUX	631 401	7 335	4 067
LEBANON	685	138	77	NETHERLANDS	1 433 226	15 949	8 905
SYRIA	3 659	946	525	ITALY	826 533	16 951	9 449
IRAQ	1 541	280	157	UNTD KINGDOM	9 230	435	246
IRAN	20 204	4 723	2 608	DENMARK	60 557	1 610	896
ISRAEL	17 505	4 175	2 317	SPAIN	1 613	79	46
JORDAN	1 798	357	200	NORWAY	758 775	9 558	5 283
SAUDI ARABIA	6 140	654	361	SWEDEN	8 362 908	97 493	54 260
KUWAIT	2 024	439	242	FINLAND	365 503	4 473	2 483
QATAR	794	82	45	SWITZERLAND	1 842 231	16 984	9 436
ARAB EMIRAT	5 054	1 164	684	AUSTRIA	3 951 818	46 473	25 891
OMAN	1 107	149	84	YUGOSLAVIA	19 877	360	197
PAKISTAN	23 818	3 315	1 830	HUNGARY	1 040	51	30
INDIA	17 309	4 891	2 765	CANADA	1 844	63	37
BANGLADESH	198	65	41	247 OTH WOOD ROUGH, SQUARED			
SRI LANKA	412	186	101	IMPORTS	12 113 283	487 828	271 557
BURMA	133	87	48	FRANCE	2 221 533	79 653	44 249
THAILAND	7 443	1 758	982	BELGIUM LUX	3 881 012	81 308	45 467
INDONESIA	6 545	2 269	1 261	NETHERLANDS	406 256	6 477	3 617
MALAYSIA	3 529	1 158	645	ITALY	13 167	348	195
SINGAPORE	3 326	740	417	UNTD KINGDOM	46 582	3 494	1 964
PHILIPPINES	9 760	2 981	1 662	DENMARK	32 599	1 267	706
CHINA	14 879	2 781	1 521	NORWAY	16 268	565	318
SOUTH KOREA	18 490	5 359	2 996	SWEDEN	11 239	610	341
JAPAN	51 984	15 574	8 738	FINLAND	57 949	2 926	1 633
TAIWAN	20 752	6 466	3 575	SWITZERLAND	96 686	3 300	1 828
HONG KONG	9 988	2 564	1 443				
AUSTRALIA	4 397	1 404	781				
NEW ZEALAND	2 491	706	394				
244 CORK RAW AND WASTE							
IMPORTS	57 132	10 373	5 767				
FRANCE	3 299	311	172				
NETHERLANDS	219	185	104				
DENMARK	580	243	136				
PORTUGAL	48 990	8 184	4 550				
SPAIN	2 304	219	122				

6 IMPORTS AND EXPORTS (SPECIAL TRADE) BY GROUPS OF THE SITC-REV. II AND BY COUNTRIES OF PRODUCTION AND CONSUMPTION 1987

GROUP COUNTRY	DT = 100 KG	1 000 DM	1 000 \$	GROUP COUNTRY	DT = 100 KG	1 000 DM	1 000 \$
AUSTRIA	99 360	3 492	1 937	USA	1 021 697	129 431	72 098
YUGOSLAVIA	1 054	145	81	CANADA	889 588	104 515	58 137
SOVIET UNION	34 244	607	331	MEXICO	984	347	192
POLAND	290 114	5 992	3 327	HONDURAS	7 702	712	395
CZECHOSLOVA	714 901	14 397	8 032	ECUADOR	4 945	2 540	1 418
HUNGARY	6 158	117	65	BRAZIL	41 362	5 164	2 947
MOROCCO	134	57	33	CHILE	277 952	10 244	5 691
GUINEA	42 025	1 057	589	BOLIVIA	2 268	366	203
LIBERIA	451 605	23 414	12 938	PARAGUAY	720	85	47
IVORY COAST	95 395	6 026	3 336	INDIA	1 286	682	379
GHANA	888 960	43 791	24 381	SRI LANKA	1 802	1 195	669
NIGERIA	1 173	191	105	BURMA	4 977	1 164	645
CAMEROON	507 865	29 770	16 520	THAILAND	547	124	71
CENT AFR REP	47 723	3 911	2 156	INDONESIA	336 527	32 217	17 855
EQUAT GUINEA	204 946	9 348	5 168	MALAYSIA	2 483 433	247 920	137 949
GABON	156 722	9 020	5 033	SINGAPORE	674 967	69 999	38 871
CONGO	258 273	16 312	10 186	PHILIPPINES	80 115	7 410	4 122
ZAIRE	200 867	13 577	7 584	CHINA	1 436	180	99
MOZAMBIQUE	12 248	1 528	830	SOUTH KOREA	818	187	105
SWAZILAND	381	64	35	HONG KONG	1 354	242	132
USA	1 185 691	100 439	56 043	AUSTRALIA	4 095	428	235
CANADA	12 980	1 238	694				
MEXICO	1 233	169	95	EXPORTS	8 682 226	612 766	342 020
SURINAME	10 273	459	252	FRANCE	1 281 811	91 542	51 071
BRAZIL	1 200	188	104	BELGIUM LUX	737 619	41 442	23 071
CHILE	5 134	266	147	NETHERLANDS	1 727 576	93 062	51 887
SRI LANKA	494	159	90	ITALY	779 950	41 578	23 265
BURMA	38 875	6 669	3 725	UNITD KINGDOM	469 597	35 738	19 841
MALAYSIA	23 456	1 138	649	IRELAND	3 880	376	210
SINGAPORE	2 476	3 285	150	DENMARK	283 572	24 675	13 718
CHINA	425	56	31	GREECE	23 296	2 921	1 632
JAPAN	29 193	11 749	6 450	SPAIN	930 557	43 175	24 481
EXPORTS	10 698 823	237 007	131 995	ICELAND	2 336	317	181
FRANCE	156 915	5 362	2 966	NORWAY	36 563	4 377	2 442
BELGIUM LUX	110 128	5 077	2 819	SWEDEN	126 679	11 415	6 357
NETHERLANDS	859 401	16 546	9 163	FINLAND	38 554	3 653	2 039
ITALY	1 638 954	39 105	21 847	SWITZERLAND	1 239 428	120 160	67 022
UNITD KINGDOM	37 410	1 899	1 051	AUSTRIA	837 335	78 006	43 453
DENMARK	800 986	11 636	6 421	YUGOSLAVIA	13 193	767	423
GREECE	4 840	369	203	TURKEY	15 225	1 368	761
SPAIN	17 590	1 187	660	SOVIET UNION	2 063	742	415
ICELAND	1 648	108	59	POLAND	268	91	51
SWEDEN	268 000	3 424	1 909	CZECHOSLOVA	1 054	227	125
SWITZERLAND	479 883	13 398	7 475	HUNGARY	23 040	1 476	834
AUSTRIA	5 968 539	119 176	66 383	ALGERIA	3 610	263	145
YUGOSLAVIA	11 368	493	274	TUNISIA	2 388	324	179
TURKEY	210 933	9 729	5 459	LIBYA	3 504	392	224
SOVIET UNION	866	255	139	EGYPT	30 795	4 096	2 257
CZECHOSLOVA	58 826	3 589	2 002	SUDAN	1 566	175	98
HUNGARY	27 719	1 472	857	LIBERIA	904	82	45
TUNISIA	959	61	34	NIGERIA	972	243	132
EGYPT	4 240	320	177	REP S AFRICA	1 792	219	127
MAURITANIA	1 281	97	58	USA	12 575	2 271	1 271
NIGERIA	418	138	75	CANADA	658	207	118
USA	1 246	135	71	IRAQ	10 047	558	302
ARGENTINA	1 260	103	56	ISRAEL	6 569	690	391
ISRAEL	10 808	891	489	SAUDI ARABIA	501	492	274
OMAN	2 907	571	318	BAHRAIN	973	63	35
INDIA	8 882	486	265	ARAB EMIRAT	940	137	79
SINGAPORE	817	74	42	INDIA	544	58	31
SOUTH KOREA	2 116	198	111	SRI LANKA	3 695	267	146
JAPAN	4 665	745	413	SINGAPORE	485	59	33
TAIWAN	1 159	134	73	PHILIPPINES	2 448	357	203
				SOUTH KOREA	11 535	1 080	593
				JAPAN	5 916	2 512	1 436
				TAIWAN	2 373	700	393
				HONG KONG	880	141	81
248 WOOD SHAPED				251 PULP AND WASTE PAPER			
IMPORTS	27 448 387	2 010 375	1 119 969	IMPORTS	38 692 513	3 544 302	1 977 058
FRANCE	991 468	82 330	45 942	FRANCE	1 125 931	83 557	46 887
BELGIUM LUX	181 517	15 958	8 965	BELGIUM LUX	1 258 807	66 408	36 966
NETHERLANDS	247 491	28 625	15 930	NETHERLANDS	2 556 015	76 121	42 454
ITALY	30 481	3 774	2 092	ITALY	207 466	20 094	11 234
UNITD KINGDOM	3 725	269	148	UNITD KINGDOM	673 652	25 909	14 445
IRELAND	394	52	30	DENMARK	572 937	19 735	11 003
DENMARK	105 462	8 054	4 479	PORTUGAL	1 588 328	166 904	92 905
PORTUGAL	632 946	19 150	10 638	SPAIN	921 065	96 446	53 969
SPAIN	27 144	976	546	NORWAY	931 740	79 352	44 442
NORWAY	445 887	30 665	17 075	SWEDEN	7 051 133	721 654	402 666
SWEDEN	5 185 260	402 400	224 616	FINLAND	4 164 812	430 600	240 447
FINLAND	3 495 237	272 976	151 636	SWITZERLAND	295 734	20 814	11 554
SWITZERLAND	48 040	4 063	2 274	AUSTRIA	128 379	11 198	6 262
AUSTRIA	2 829 627	161 740	90 033	YUGOSLAVIA	13 389	1 424	785
YUGOSLAVIA	33 474	3 649	2 031	SOVIET UNION	874 802	73 894	41 224
TURKEY	1 023	93	52	POLAND	90 354	9 013	5 007
SOVIET UNION	3 318 657	190 382	106 405	CZECHOSLOVA	302 651	30 095	16 785
POLAND	1 082 331	41 142	22 955	MOROCCO	45 916	4 264	2 346
CZECHOSLOVA	2 119 775	65 568	36 654	TUNISIA	18 563	2 563	1 428
HUNGARY	81 532	4 743	2 642	REP S AFRICA	277 613	26 686	14 781
ROMANIA	346 314	18 815	10 409	SWAZILAND	706	60	32
SIERRA LEONE	868	56	30	USA	6 140 394	650 744	363 139
LIBERIA	15 386	1 231	677	CANADA	8 329 201	805 911	448 780
IVORY COAST	110 913	11 409	6 342	MEXICO	5 896	523	281
GHANA	180 807	17 035	9 484	BRAZIL	615 525	64 569	36 032
NIGERIA	2 808	165	89	CHILE	441 910	43 215	24 171
CAMEROON	39 322	3 016	1 685	ARGENTINA	18 878	1 703	963
GABON	436	54	30	PHILIPPINES	22 419	7 932	4 445
CONGO	14 636	1 441	823	JAPAN	1 622	1 412	784
ZAIRE	29 471	3 962	2 203	TAIWAN	216	80	44
KENYA	914	127	70	NEW ZEALAND	15 612	1 357	764
TANZANIA	1 234	682	377				
REUNION	518	55	30				
REP S AFRICA	1 089	132	73				

6 IMPORTS AND EXPORTS [SPECIAL TRADE] BY GROUPS OF THE SITC-REV. II AND BY COUNTRIES OF PRODUCTION AND CONSUMPTION 1987

GROUP COUNTRY	DT * 100 KG	1 000 DM	1 000 \$	GROUP COUNTRY	DT * 100 KG	1 000 DM	1 000 \$
EXPORTS	11 694 271	331 022	185 005	SUDAN	113 400	22 120	12 456
FRANCE	1 501 988	45 449	25 507	MALI	55 901	15 173	8 466
BELGIUM LUX	173 736	18 185	10 132	BURKINA FASO	2 398	759	465
NETHERLANDS	3 063 857	67 102	37 521	CHAD	85 482	20 699	11 656
ITALY	1 467 699	52 349	29 223	SENEGAL	1 101	326	181
UNTD KINGDOM	153 415	8 182	4 650	GUIN BISSAU	496	166	99
IRELAND	13 983	1 789	1 002	IVORY COAST	79 335	17 038	9 502
DENMARK	175 277	4 910	2 726	TOGO	14 388	3 641	2 014
GREECE	1 398	118	63	BENIN	18 843	4 794	2 606
PORTUGAL	5 999	85	36	CAMEROON	107 888	24 689	13 799
SPAIN	25 668	3 090	1 712	CENT AFR REP	3 999	948	577
NORWAY	622	109	60	UGANDA	4 885	1 394	765
SWEDEN	328 277	7 126	4 014	TANZANIA	9 190	3 002	1 670
FINLAND	31 337	3 691	2 122	ZIMBABWE	91 115	23 023	13 015
SWITZERLAND	705 544	20 716	11 543	REP S AFRICA	42 127	3 912	2 127
AUSTRIA	3 098 754	64 044	35 669	USA	636 593	145 958	82 689
YUGOSLAVIA	64 453	1 277	703	MEXICO	44 240	10 661	5 918
TURKEY	50 845	4 291	2 415	GUATEMALA	29 244	5 700	3 160
POLAND	8 194	627	359	EL SALVADOR	39 867	8 185	4 480
CZECHOSLOVA	402	70	43	NICARAGUA	42 212	4 405	2 433
HUNGARY	4 055	724	405	COSTA RICA	1 111	156	87
BULGARIA	9 099	89	49	HAITI	1 088	286	156
MOROCCO	252	72	40	COLOMBIA	35 581	9 621	5 374
ALGERIA	2 200	377	221	VENEZUELA	3 884	208	125
LIBYA	5 813	1 126	624	PERU	15 448	6 189	3 394
EGYPT	7 741	1 020	566	BRAZIL	123 278	18 061	10 151
NIGERIA	1 970	212	117	PARAGUAY	45 345	11 486	6 339
REP S AFRICA	3 117	655	361	ARGENTINA	26 356	5 483	3 027
USA	7 660	999	555	SYRIA	68 958	9 750	5 450
MEXICO	5 194	867	477	IRAN	219 247	20 165	11 087
COLOMBIA	514	103	57	ISRAEL	65 172	20 383	11 339
VENEZUELA	2 041	365	204	AFGHANISTAN	1 277	244	135
PERU	1 701	316	173	PAKISTAN	310 507	49 965	27 706
BRAZIL	60 833	1 417	781	INDIA	26 730	6 336	3 466
CHILE	2 733	570	318	THAILAND	8 277	1 245	698
ARGENTINA	31 577	1 005	562	SINGAPORE	1 301	154	84
LEBANON	879	108	60	CHINA	192 119	33 487	18 787
IRAN	18 416	2 144	1 181	SOUTH KOREA	670	111	62
ISRAEL	2 313	421	233	JAPAN	13 897	2 430	1 372
SAUDI ARABIA	585	96	54	TAIWAN	46	62	33
PAKISTAN	6 229	656	364	HONG KONG	1 135	155	85
INDIA	2 864	89	53	AUSTRALIA	96 569	20 990	11 829
THAILAND	31 851	560	321	EXPORTS	728 255	130 007	72 425
INDONESIA	179 078	2 586	1 448	FRANCE	220 127	40 160	22 353
PHILIPPINES	596	83	46	BELGIUM LUX	53 218	10 214	5 683
CHINA	6 183	485	289	NETHERLANDS	77 616	12 432	6 917
NORTH KOREA	13 403	157	90	ITALY	103 034	19 033	10 586
SOUTH KOREA	61 565	841	471	UNTD KINGDOM	57 245	8 112	4 532
JAPAN	4 455	576	323	DENMARK	4 504	601	329
TAIWAN	339 380	7 974	4 429	GREECE	4 289	1 194	667
AUSTRALIA	4 777	775	431	PORTUGAL	5 551	1 314	736
261 SILK				SPAIN	22 020	3 559	1 989
IMPORTS	10 511	21 873	12 302	NORWAY	3 605	704	394
FRANCE	104	172	103	SWEDEN	15 155	2 465	1 389
BELGIUM LUX	85	233	129	FINLAND	7 309	1 157	644
ITALY	183	201	114	SWITZERLAND	58 564	8 507	4 718
UNTD KINGDOM	191	405	231	AUSTRIA	37 104	8 903	4 951
SWITZERLAND	209	1 844	1 028	YUGOSLAVIA	11 009	1 936	1 089
SOVIET UNION	2 557	1 754	992	TURKEY	891	226	127
USA	149	198	107	SOVIET UNION	5 570	899	494
BRAZIL	103	502	277	POLAND	5 761	1 779	1 051
INDIA	52	60	35	CZECHOSLOVA	4 714	926	521
CHINA	5 915	12 398	6 996	HUNGARY	2 021	372	205
SOUTH KOREA	59	220	123	MOROCCO	388	99	56
JAPAN	853	3 786	2 141	TUNISIA	880	330	183
EXPORTS	5 978	13 476	7 570	NIGERIA	353	65	36
FRANCE	976	1 935	1 087	VENEZUELA	4 617	1 212	674
BELGIUM LUX	115	265	147	CHILE	1 946	339	195
ITALY	1 970	8 141	4 555	ISRAEL	244	62	34
UNTD KINGDOM	75	154	90	THAILAND	5 251	976	541
SWITZERLAND	355	921	534	JAPAN	1 992	418	231
AUSTRIA	111	118	64	TAIWAN	1 588	442	239
JAPAN	2 320	1 841	1 038	HONG KONG	7 005	1 394	765
263 COTTON				264 JUTE, OTH TEX BAST FIBRES			
IMPORTS	4 012 159	756 922	423 136	IMPORTS	55 990	2 036	1 718
FRANCE	45 748	4 472	2 506	FRANCE	1 365	100	56
BELGIUM LUX	13 974	822	464	BELGIUM LUX	21 923	1 322	740
NETHERLANDS	20 062	2 519	1 394	NETHERLANDS	1 356	91	49
ITALY	22 106	1 946	1 090	BANGLADESH	26 721	1 104	621
UNTD KINGDOM	13 370	2 733	1 518	CHINA	4 000	349	211
DENMARK	2 571	260	146	EXPORTS	3 258	192	107
GREECE	191 318	32 614	18 111	BELGIUM LUX	1 527	65	37
PORTUGAL	3 112	457	250	USA	1 162	66	38
SPAIN	36 428	9 672	5 400	265 VEG FIBRE, EXCL COTN JUTE			
SWEDEN	409	78	43	IMPORTS	176 990	20 364	11 321
FINLAND	1 783	124	68	FRANCE	3 727	1 141	632
SWITZERLAND	52 959	7 751	4 336	BELGIUM LUX	26 424	7 095	3 945
AUSTRIA	23 548	2 340	1 311	NETHERLANDS	3 524	219	122
TURKEY	362 125	33 788	18 694	ITALY	1 391	975	544
SOVIET UNION	450 504	96 205	53 668	UNTD KINGDOM	315	78	42
POLAND	9 949	386	217	SWITZERLAND	263	571	319
CZECHOSLOVA	13 869	490	276	KENYA	2 481	232	130
HUNGARY	12 011	858	479	MADAGASCAR	3 364	254	144
BULGARIA	827	79	45	BRAZIL	782	55	30
EGYPT	53 897	25 662	14 162				

6 IMPORTS AND EXPORTS (SPECIAL TRADE) BY GROUPS OF THE SITC-REV. 11 AND BY COUNTRIES OF PRODUCTION AND CONSUMPTION 1987

GROUP COUNTRY	DT * 100 KG	1 000 DM	1 000 \$	GROUP COUNTRY	DT * 100 KG	1 000 DM	1 000 \$
SRI LANKA	124 180	7 984	4 436	IRAN	43 163	11 308	6 356
THAILAND	5 693	388	213	ISRAEL	32 358	7 953	4 436
PHILIPPINES	2 370	463	256	JORDAN	226	64	38
CHINA	628	750	413	NORTH YEMEN	5 996	1 350	755
EXPORTS	11 055	1 836	1 015	PAKISTAN	8 322	3 254	1 797
FRANCE	522	135	74	INDIA	720	245	134
BELGIUM LUX	3 386	402	224	BANGLADESH	544	533	294
NETHERLANDS	1 125	113	63	MALAYSIA	1 306	294	166
ITALY	541	186	103	CHINA	163 432	40 291	22 917
UNTD KINGDOM	1 399	215	119	JAPAN	6 737	4 590	2 604
SWEDEN	331	79	45	TAIWAN	36 654	9 301	5 180
SWITZERLAND	153	84	44	AUSTRALIA	11 132	5 193	2 868
AUSTRIA	760	319	175	NEW ZEALAND	268	149	86
YUGOSLAVIA	2 264	151	84	267 OTHER MAN-MADE FIBRES			
266 SYNTHETIC FIBRE TO SPIN				IMPORTS	826 569	195 179	108 819
IMPORTS	1 405 789	527 371	293 405	FRANCE	41 277	6 510	3 612
FRANCE	89 920	41 955	23 375	BELGIUM LUX	55 818	8 784	4 881
BELGIUM LUX	78 101	23 882	13 289	NETHERLANDS	87 073	11 091	6 194
NETHERLANDS	214 193	84 153	46 813	ITALY	11 553	1 304	726
ITALY	306 859	109 262	60 667	UNTD KINGDOM	53 227	20 201	11 241
UNTD KINGDOM	46 527	22 147	12 356	IRELAND	277	52	30
IRELAND	67 943	20 394	11 363	DENMARK	4 734	154	85
DENMARK	72 052	22 166	12 345	SPAIN	2 484	592	325
GREECE	9 868	3 544	1 945	SWEDEN	21 666	6 127	3 405
PORTUGAL	616	232	126	FINLAND	80 233	21 710	12 108
SPAIN	3 711	1 018	569	SWITZERLAND	13 681	1 188	662
SWEDEN	2 553	584	319	AUSTRIA	164 317	56 282	31 403
SWITZERLAND	137 230	55 066	30 638	YUGOSLAVIA	21 510	5 361	3 028
AUSTRIA	64 643	22 186	12 355	SOVIET UNION	64 308	4 016	2 274
YUGOSLAVIA	54 576	11 393	6 419	POLAND	21 965	1 530	851
TURKEY	45 263	12 515	6 946	CZECHOSLOVA	9 758	1 043	584
SOVIET UNION	19 367	4 842	2 669	HUNGARY	28 253	3 753	2 119
POLAND	655	105	57	ROMANIA	31 965	4 929	2 779
CZECHOSLOVA	11 833	2 217	1 238	BULGARIA	20 837	3 333	1 840
HUNGARY	929	174	100	EGYPT	1 837	314	171
ROMANIA	73 054	16 761	9 300	REP S AFRICA	3 995	212	120
BULGARIA	3 917	977	549	USA	73 433	32 733	18 156
REP S AFRICA	831	211	114	CANADA	798	121	67
USA	26 929	39 251	21 916	JAPAN	10 359	3 684	2 070
CANADA	240	49	30	EXPORTS	972 858	295 328	165 006
MEXICO	12 739	2 164	1 207	FRANCE	76 217	24 740	13 790
BRAZIL	2 957	726	406	BELGIUM LUX	96 833	25 689	14 297
ISRAEL	2 106	654	383	NETHERLANDS	96 006	17 738	9 950
SOUTH KOREA	3 826	932	524	ITALY	247 429	61 753	34 414
JAPAN	23 939	21 319	11 799	UNTD KINGDOM	97 033	35 103	19 654
TAIWAN	27 797	6 402	3 536	IRELAND	42 073	3 984	2 205
EXPORTS	3 550 307	1 329 172	740 594	DENMARK	1 062	237	130
FRANCE	386 049	169 408	94 221	GREECE	21 747	11 405	6 307
BELGIUM LUX	279 554	132 757	74 155	PORTUGAL	6 951	2 300	1 269
NETHERLANDS	94 364	36 344	20 305	SPAIN	33 069	11 346	6 352
ITALY	678 018	259 003	144 197	CANARY IS	6 746	3 123	1 728
UNTD KINGDOM	304 478	107 842	60 217	NORWAY	234	71	41
IRELAND	36 777	11 681	6 507	SWEDEN	3 254	594	333
DENMARK	17 120	5 749	3 220	FINLAND	9 015	3 194	1 790
GREECE	80 466	32 081	17 880	SWITZERLAND	43 137	17 931	10 040
PORTUGAL	56 263	17 286	9 570	AUSTRIA	25 485	11 260	6 273
SPAIN	230 431	86 028	47 894	YUGOSLAVIA	7 490	3 349	1 903
NORWAY	19 197	6 268	3 484	TURKEY	10 772	4 876	2 936
SWEDEN	48 591	14 155	7 912	SOVIET UNION	4 603	1 977	1 108
FINLAND	39 078	12 686	7 026	POLAND	855	320	181
SWITZERLAND	23 215	12 998	7 222	CZECHOSLOVA	3 202	1 447	805
AUSTRIA	82 259	38 024	21 106	HUNGARY	6 493	2 854	1 587
YUGOSLAVIA	28 627	11 708	6 538	BULGARIA	26 930	10 581	5 887
TURKEY	58 147	16 855	9 425	ALBANIA	399	176	96
SOVIET UNION	182 315	87 334	48 467	MOROCCO	2 350	981	537
POLAND	3 217	1 079	602	ALGERIA	10 479	2 896	1 693
CZECHOSLOVA	11 346	4 946	2 793	TUNISIA	847	161	91
HUNGARY	65 856	21 565	12 030	EGYPT	5 269	2 665	1 436
MOROCCO	57 871	17 397	9 646	NIGERIA	1 864	718	399
ALGERIA	1 509	462	256	CAMEROON	140	87	48
TUNISIA	2 880	770	421	ZAIRE	956	576	329
LIBYA	242	100	60	RWANDA	376	293	160
EGYPT	42 207	14 267	7 927	MOZAMBIQUE	826	354	195
IVORY COAST	2 337	513	283	REP S AFRICA	6 924	3 012	1 679
NIGERIA	41 221	7 297	4 065	USA	19 813	3 431	1 918
BURUNDI	699	225	123	CANADA	1 552	515	297
ANGOLA	702	356	212	VENEZUELA	193	68	41
KENYA	18 606	5 402	2 987	ECUADOR	110	64	35
MOZAMBIQUE	695	282	154	BRAZIL	2 997	1 440	788
MADAGASCAR	3 824	1 213	664	SYRIA	3 129	1 322	724
ZAMBIA	734	307	176	IRAN	7 901	3 850	2 174
ZIMBABWE	3 350	941	518	ISRAEL	7 344	3 363	1 869
REP S AFRICA	64 849	20 140	11 253	THAILAND	1 215	453	248
USA	96 209	36 765	20 352	SINGAPORE	618	299	178
CANADA	13 509	5 208	2 896	HONG KONG	28 479	11 760	6 540
MEXICO	1 734	1 037	575	NEW ZEALAND	1 776	680	389
COLOMBIA	19 121	5 278	2 897	268 WOOL(Exc TOPS), ANML HAIR			
VENEZUELA	10 347	3 887	2 188	IMPORTS	904 678	707 780	396 419
ECUADOR	30 862	6 837	3 791	FRANCE	29 904	24 118	13 466
PERU	693	333	191	BELGIUM LUX	35 671	29 660	16 595
BRAZIL	249	113	67	NETHERLANDS	20 377	10 082	5 630
CHILE	73 243	21 211	11 788	ITALY	8 267	7 311	4 104
BOLIVIA	13 984	4 312	2 381	UNTD KINGDOM	24 019	20 627	11 501
URUGUAY	2 396	866	480	IRELAND	420	211	115
ARGENTINA	5 460	2 158	1 187	DENMARK	536	517	285
LEBANON	2 582	494	273	GREECE	3 995	1 341	748
SYRIA	1 774	604	337				

6 IMPORTS AND EXPORTS (SPECIAL TRADE) BY GROUPS OF THE SITC-REV. II AND BY COUNTRIES OF PRODUCTION AND CONSUMPTION 1987

GROUP COUNTRY	DT * 100 KG	1 000 DM	1 000 \$	GROUP COUNTRY	DT * 100 KG	1 000 DM	1 000 \$
PORTUGAL	417	409	231	IRELAND	709	347	199
SPAIN	7 439	4 303	2 428	DENMARK	2 431	534	293
ICELAND	512	205	115	GREECE	3 495	527	297
NORWAY	1 790	1 001	546	PORTUGAL	3 841	697	389
SWEDEN	3 197	1 607	891	SPAIN	52 063	5 799	3 265
SWITZERLAND	2 067	3 166	1 748	CEUTA MEL	833	134	73
AUSTRIA	1 274	367	207	SWEDEN	2 250	412	229
YUGOSLAVIA	312	185	102	FINLAND	9 352	1 858	1 037
TURKEY	18	91	54	SWITZERLAND	17 518	1 449	810
SOVIET UNION	12 869	4 888	2 794	AUSTRIA	7 989	1 177	652
CZECHOSLOVA	450	143	79	TURKEY	654	99	54
HUNGARY	8 387	4 856	2 728	POLAND	1 430	845	475
BULGARIA	1 971	876	497	HUNGARY	4 437	698	406
KENYA	1 827	902	498	MOROCCO	2 082	109	58
REP S AFRICA	88 754	71 771	39 874	TUNISIA	21 169	1 299	728
USA	3 142	2 002	1 107	EGYPT	1 198	265	148
CANADA	118	157	85	SENEGAL	773	79	44
PERU	7 232	11 082	6 167	GUINEA	2 798	684	392
BRAZIL	1 804	813	463	SIERRA LEONE	1 044	264	152
CHILE	14 275	12 075	6 754	LIBERIA	1 140	57	31
PARAGUAY	619	599	332	GHANA	29 013	6 995	3 905
URUGUAY	25 147	13 066	7 260	TOGO	33 250	7 772	4 318
ARGENTINA	39 196	24 162	13 430	BENIN	10 754	2 576	1 450
FALKLAND IS	810	421	230	NIGERIA	3 614	1 033	586
IRAN	149	1 311	729	CAMEROON	1 153	277	158
AFGHANISTAN	29	293	161	ANGOLA	718	271	148
PAKISTAN	4 059	888	504	ETHIOPIA	133	51	30
MONGOLIA	1 775	512	289	KENYA	1 000	126	71
CHINA	6 876	25 125	14 083	UGANDA	1 337	363	205
JAPAN	177	355	195	TANZANIA	3 740	831	461
HONG KONG	101	623	359	MOZAMBIQUE	587	294	179
AUSTRALIA	437 067	362 193	203 565	MADAGASCAR	200	100	55
PAPUA NEW G	225	171	105	ZAMBIA	224	66	36
NEW ZEALAND	106 765	62 965	35 177	REP S AFRICA	1 435	312	170
EXPORTS	196 250	134 462	75 111	USA	6 861	2 646	1 477
FRANCE	27 879	16 604	9 305	EL SALVADOR	461	67	36
BELGIUM LUX	47 434	17 659	9 807	CHILE	348	55	31
NETHERLANDS	5 468	2 410	1 340	PARAGUAY	283	81	48
ITALY	58 459	53 981	30 219	LEBANON	5 269	924	530
UNTD KINGDOM	8 386	5 615	3 109	SYRIA	8 419	1 107	613
DENMARK	4 012	2 398	1 332	JORDAN	17 085	3 545	1 979
GREECE	2 555	2 415	1 340	SAUDI ARABIA	5 969	369	210
PORTUGAL	1 384	851	483	AFGHANISTAN	22 112	2 695	1 493
SPAIN	1 186	924	526	PAKISTAN	25 260	2 291	1 278
ICELAND	888	866	487	INDIA	10 880	868	479
NORWAY	1 412	1 184	664	PAPUA NEW G	240	85	47
SWEDEN	1 726	1 419	790	271 FERTILIZERS, CRUDE			
FINLAND	1 832	1 640	917	IMPORTS	14 973 375	123 568	68 575
SWITZERLAND	5 069	4 908	2 735	FRANCE	139 674	655	363
AUSTRIA	14 635	11 143	6 230	BELGIUM LUX	107 578	957	576
MALTA	44	190	107	NETHERLANDS	403 367	5 815	3 225
YUGOSLAVIA	2 931	2 626	1 459	ITALY	14 613	537	298
TURKEY	250	178	104	SWEDEN	4 432	135	74
POLAND	2 647	1 538	842	YUGOSLAVIA	20 000	159	89
CZECHOSLOVA	764	576	316	MOROCCO	3 028 631	23 480	13 112
HUNGARY	1 296	1 037	574	ALGERIA	516 450	3 354	1 857
MOROCCO	1 200	837	483	TOGO	157 500	1 150	631
REP S AFRICA	618	139	76	REP S AFRICA	1 902 838	17 550	9 702
USA	849	735	415	USA	6 135 849	44 434	24 569
CANADA	77	94	51	PERU	18 839	1 668	934
ISRAEL	32	53	30	CHILE	34 466	1 628	906
ARAB EMIRAT	43	56	31	ISRAEL	1 568 126	11 774	6 548
INDIA	533	212	117	JORDAN	28 165	186	114
SOUTH KOREA	16	109	60	EXPORTS	1 700 369	11 888	6 656
JAPAN	2 105	1 609	889	FRANCE	28 322	486	269
TAIWAN	466	407	239	BELGIUM LUX	250 440	2 503	1 399
269 WASTE OF TEXTILE FABRICS				NETHERLANDS	1 055 139	4 271	2 382
IMPORTS	338 824	27 067	15 080	ITALY	22 201	500	285
FRANCE	16 170	2 312	1 287	UNTD KINGDOM	185 671	1 014	579
BELGIUM LUX	29 214	1 698	947	DENMARK	2 075	59	32
NETHERLANDS	148 644	9 069	5 058	SWITZERLAND	97 441	1 903	1 056
ITALY	26 504	3 692	2 045	AUSTRIA	56 342	1 062	603
UNTD KINGDOM	4 734	1 169	645	273 STONE, SAND AND GRAVEL			
DENMARK	3 963	336	186	IMPORTS	134 298 040	346 719	193 080
GREECE	2 719	358	197	FRANCE	74 272 210	91 669	51 086
SPAIN	572	80	43	BELGIUM LUX	5 854 833	17 782	9 535
SWEDEN	837	121	68	NETHERLANDS	6 653 042	16 562	9 238
SWITZERLAND	17 569	1 124	625	ITALY	1 222 699	41 702	23 239
AUSTRIA	23 586	1 954	1 085	UNTD KINGDOM	3 416 053	5 725	3 159
TURKEY	209	65	35	IRELAND	969 480	2 339	1 294
SOVIET UNION	546	74	41	DENMARK	7 219 491	13 515	7 538
POLAND	21 950	787	445	GREECE	68 663	4 062	2 263
CZECHOSLOVA	11 582	345	197	PORTUGAL	110 147	7 165	4 000
HUNGARY	5 177	301	171	SPAIN	53 118	2 065	1 134
TUNISIA	1 156	119	65	ICELAND	1 437	63	35
USA	7 627	1 605	891	NORWAY	9 924 492	24 565	13 593
PAKISTAN	943	402	225	SWEDEN	6 130 720	31 359	17 442
INDIA	215	211	118	FINLAND	73 725	2 263	1 260
THAILAND	1 361	93	54	SWITZERLAND	165 923	6 915	3 845
JAPAN	1 216	356	194	AUSTRIA	10 989 618	32 073	17 887
HONG KONG	10 711	602	339	YUGOSLAVIA	9 470	379	210
EXPORTS	1 598 239	142 521	79 536	TURKEY	36 908	1 469	819
FRANCE	208 358	15 392	8 577	SOVIET UNION	17 350	402	223
BELGIUM LUX	261 592	15 158	8 465	POLAND	2 494 484	1 893	1 064
NETHERLANDS	449 527	25 405	14 145	CZECHOSLOVA	626 975	1 405	780
ITALY	327 594	26 318	14 656	HUNGARY	7 824	362	203
UNTD KINGDOM	20 304	6 553	3 657				

6 IMPORTS AND EXPORTS (SPECIAL TRADE) BY GROUPS OF THE SITC-REV. II AND BY COUNTRIES OF PRODUCTION AND CONSUMPTION 1987

GROUP COUNTRY	DT = 100 KG	1 000 DM	1 000 \$	GROUP COUNTRY	DT = 100 KG	1 000 DM	1 000 \$
MOROCCO	1 969	154	89	TURKEY	410	101	56
MOZAMBIQUE	2 628	115	63	CZECHOSLOVA	1 918	669	371
ZIMBABWE	1 897	90	49	HUNGARY	472	74	43
REP S AFRICA	283 208	8 597	4 776	ROMANIA	7 946	631	366
USA	16 911	2 695	1 485	ALGERIA	600	138	76
CANADA	13 816	809	448	TUNISIA	293 484	6 296	3 463
BRAZIL	267 055	11 623	6 453	EGYPT	2 230	124	67
IRAN	2 724	83	47	IVORY COAST	1 900	82	48
ISRAEL	760	77	42	NIGERIA	1 660	100	56
INDIA	383 405	16 417	9 200	ZAIRE	1 099	93	51
JAPAN	219	57	33	ETHIOPIA	716	124	70
AUSTRALIA	1 477	98	55	KENYA	11 244	663	366
EXPORTS	205 483 988	332 992	185 730	TANZANIA	4 900	293	159
FRANCE	2 429 550	11 662	6 494	MADAGASCAR	4 800	217	121
BELGIUM LUX	24 623 312	38 280	21 370	ZAMBIA	3 236	122	70
NETHERLANDS	147 910 097	178 500	99 601	REP S AFRICA	3 454	804	444
ITALY	1 304 426	14 106	7 865	CANADA	597	191	105
UNITED KINGDOM	332 045	3 255	1 812	MEXICO	930	163	92
IRELAND	2 817	93	49	GUATEMALA	2 910	126	74
DENMARK	667 838	6 537	3 664	COSTA RICA	2 846	92	56
GREECE	7 427	331	166	BRAZIL	4 216	292	163
PORTUGAL	20 408	1 008	557	PARAGUAY	1 650	87	48
SPAIN	16 661	447	248	ISRAEL	3 060	195	104
NORWAY	37 437	1 213	681	PAKISTAN	1 944	115	65
SWEDEN	159 292	3 465	1 932	BURMA	3 260	151	82
FINLAND	29 485	958	538	THAILAND	3 107	691	385
SWITZERLAND	23 619 205	45 267	25 234	INDONESIA	3 180	322	176
AUSTRIA	3 800 147	15 998	8 905	MALAYSIA	4 168	255	141
YUGOSLAVIA	208 566	2 372	1 310	PHILIPPINES	795	65	36
TURKEY	4 589	169	93	HONG KONG	1 263	75	41
SOVIET UNION	11 339	231	127	277 NATURAL ABRASIVES NES			
POLAND	12 006	261	143	IMPORTS	807 012	115 849	64 511
CZECHOSLOVA	5 608	151	85	BELGIUM LUX	434	5 341	2 969
HUNGARY	21 472	420	235	NETHERLANDS	8 729	1 343	745
ALGERIA	3 768	95	53	ITALY	107 887	7 332	4 096
EGYPT	6 364	257	146	UNITED KINGDOM	1 664	4 302	2 409
LIBERIA	9 024	306	169	IRELAND	401	35 202	19 597
NIGERIA	8 738	270	149	GREECE	490 947	3 136	1 745
TANZANIA	3 700	93	52	SPAIN	5 607	260	143
REP S AFRICA	48 663	1 218	679	ICELAND	100 196	927	513
USA	2 603	152	82	SWITZERLAND	12	1 874	1 045
CANADA	2 540	75	42	TURKEY	71 058	2 838	1 583
MEXICO	726	77	42	SOVIET UNION		295	163
EL SALVADOR	386	57	31	HUNGARY	455	56	31
CUBA	3 812	255	143	ROMANIA		73	41
VENEZUELA	4 202	200	112	GHANA		54	31
CHILE	346	99	53	CENT AFR REP		64	35
URUGUAY	4 265	128	70	ZAIRE		3 882	2 159
IRAN	3 921	282	158	REP S AFRICA	1	9 806	5 465
ISRAEL	7 549	315	174	USA	10 756	38 102	21 211
SAUDI ARABIA	9 254	245	142	BRAZIL		66	37
KUWAIT	3 394	144	80	ISRAEL		203	109
INDIA	486	66	36	INDIA	444	112	64
BANGLADESH	2 936	89	49	CHINA	3 174	184	101
SRI LANKA	10 426	290	160	JAPAN		154	86
THAILAND	5 909	193	111	AUSTRALIA	3 600	113	63
INDONESIA	14 849	349	197	EXPORTS	3 086 714	53 186	29 622
MALAYSIA	13 147	330	185	FRANCE	12 497	933	523
SINGAPORE	10 331	304	166	BELGIUM LUX	98 206	2 274	1 265
PHILIPPINES	42 011	868	485	NETHERLANDS	2 754 760	5 550	3 080
SOUTH KOREA	1 741	87	49	ITALY	930	960	529
JAPAN	6 146	224	126	UNITED KINGDOM	2 666	1 816	1 011
TAIWAN	1 130	105	55	IRELAND	788	250	136
HONG KONG	3 850	131	72	DENMARK	2 629	208	117
AUSTRALIA	8 565	336	185	GREECE	14	6 663	3 698
NEW ZEALAND	2 043	79	43	PORTUGAL	240	1 208	670
274 SULPHUR ETC				SPAIN	936	1 299	715
IMPORTS	3 646 663	57 359	31 793	NORWAY	734	59	33
FRANCE	11 278	229	125	SWEDEN	1 778	203	110
BELGIUM LUX	61 376	710	396	FINLAND	1 223	104	61
NETHERLANDS	81 936	1 802	995	SWITZERLAND	193 139	12 428	6 943
UNITED KINGDOM	10 747	439	252	AUSTRIA	11 656	10 336	5 757
DENMARK	42 569	271	150	YUGOSLAVIA	246	727	411
NORWAY	6 954	66	36	TURKEY	190	992	554
FINLAND	780 974	5 648	3 167	POLAND	49	234	133
YUGOSLAVIA	700 519	6 300	3 493	CZECHOSLOVA	27	60	36
POLAND	288 895	2 383	1 306	ALGERIA	1 726	78	46
HUNGARY	3 550	207	118	LIBYA		65	36
USA	281 807	8 620	4 804	REP S AFRICA	34	2 367	1 311
CANADA	1 349 425	28 790	15 891	USA	647	1 693	958
JAPAN	477	111	61	BRAZIL	160	886	489
EXPORTS	7 657 274	171 538	95 591	INDIA		334	190
FRANCE	1 208 267	24 828	13 851	JAPAN	93	1 025	574
BELGIUM LUX	220 722	4 969	2 782	278 OTHER CRUDE MINERALS			
NETHERLANDS	2 290 993	49 667	27 651	IMPORTS	68 577 524	1 164 247	647 680
ITALY	275 551	4 745	2 628	FRANCE	10 899 574	122 258	68 111
UNITED KINGDOM	1 653 422	30 961	17 360	BELGIUM LUX	9 342 654	70 872	39 497
IRELAND	545	55	30	NETHERLANDS	8 246 324	94 204	52 535
DENMARK	466 587	11 241	6 275	ITALY	1 758 006	46 334	25 784
GREECE	260 335	5 020	2 754	UNITED KINGDOM	6 815 382	120 405	67 151
PORTUGAL	11 748	269	152	IRELAND	139 670	7 161	3 953
SPAIN	5 251	1 620	897	DENMARK	748 566	8 848	4 934
SWEDEN	6 246	493	275	GREECE	1 945 097	37 920	21 142
FINLAND	26 863	672	372	PORTUGAL	22 658	553	305
SWITZERLAND	565 673	15 515	8 635	SPAIN	2 461 754	46 596	26 052
AUSTRIA	229 054	6 466	3 606	ICELAND	17 746	1 254	699
YUGOSLAVIA	55 096	1 130	623				

6 IMPORTS AND EXPORTS (SPECIAL TRADE) BY GROUPS OF THE SITC-REV. II AND BY COUNTRIES OF PRODUCTION AND CONSUMPTION 1987

GROUP COUNTRY	DT = 100 KG	1 000 DM	1 000 \$	GROUP COUNTRY	DT = 100 KG	1 000 DM	1 000 \$
NORWAY	8 345 443	122 156	67 687	PERU	2 028	320	176
SWEDEN	81 949	1 473	822	BRAZIL	5 986	1 446	814
FINLAND	430 320	10 383	5 799	CHILE	2 278	338	184
SWITZERLAND	690 842	3 016	1 676	URUGUAY	1 913	175	99
AUSTRIA	3 763 606	61 530	34 235	ARGENTINA	16 869	1 976	1 098
YUGOSLAVIA	109 268	1 492	822	CYPRUS	1 699	84	50
TURKEY	1 355 754	40 733	22 719	LEBANON	21 495	350	195
SOVIET UNION	260 028	6 061	3 354	SYRIA	1 596	445	245
POLAND	30 732	1 514	844	IRAQ	1 668	396	238
CZECHOSLOVA	2 706 123	43 279	24 170	IRAN	3 114	442	242
HUNGARY	151 776	2 608	1 455	ISRAEL	10 460	815	456
BULGARIA	11 262	314	174	SAUDI ARABIA	63 352	2 304	1 276
MOROCCO	223 115	4 580	2 571	KUWAIT	2 684	147	84
SENEGAL	91 981	1 983	1 086	BAHRAIN	10 284	99	55
KENYA	89 676	1 727	977	QATAR	7 755	100	57
MADAGASCAR	16 224	3 738	2 087	ARAB EMIRAT	16 706	237	134
ZIMBABWE	111 785	9 705	5 398	OMAN	3 631	56	30
REP S AFRICA	1 528 989	57 336	31 611	PAKISTAN	2 280	429	236
SWAZILAND	1 263	201	109	INDIA	5 882	942	528
USA	2 365 896	83 270	46 387	BANGLADESH	3 169	92	52
CANADA	351 650	29 993	16 572	SRI LANKA	38 442	900	494
GREENLAND	13 727	1 749	979	THAILAND	2 959	422	238
MEXICO	292 076	8 831	4 912	INDONESIA	19 500	756	422
CUBA	1 605	74	41	MALAYSIA	443 935	6 554	3 612
TRINIDAD TOB	109 406	4 714	2 611	SINGAPORE	581 916	9 761	5 376
PERU	53	61	33	PHILIPPINES	97 096	1 503	849
BRAZIL	468 182	17 165	9 556	CHINA	2 273	547	300
PARAGUAY	5 705	118	66	SOUTH KOREA	5 390	759	424
CYPRUS	97 814	2 113	1 166	JAPAN	67 313	2 588	1 449
ISRAEL	159 473	15 473	8 470	TAIWAN	11 234	1 140	633
INDIA	103 379	5 218	2 913	HONG KONG	47 043	732	409
SRI LANKA	1 509	336	183	AUSTRALIA	6 225	1 087	611
THAILAND	72 375	1 343	748	PAPUA NEW G	31 067	852	480
CHINA	1 572 633	41 060	22 871	NEW ZEALAND	7 430	421	226
NORTH KOREA	401 148	11 452	6 262	FIJI	28 356	686	382
SOUTH KOREA	18 118	937	525	WEST SAMOA	4 186	79	42
JAPAN	42 070	6 234	3 455	FR POLYNESIA	19 269	386	210
TAIWAN	7 846	249	138				
AUSTRALIA	91 762	3 372	1 914	281 IRON ORE, CONCENTRATES			
EXPORTS	106 885 131	648 569	361 387	IMPORTS	396 497 983	2 017 406	1 122 071
FRANCE	18 392 862	119 219	66 241	BELGIUM LUX	341 665	698	394
BELGIUM LUX	21 306 118	68 009	37 872	NETHERLANDS	121 323	1 695	955
NETHERLANDS	41 991 097	103 295	57 688	UNTD KINGDOM	3 970	106	59
ITALY	11 076 002	109 618	61 104	DENMARK	13 914	111	61
UNTD KINGDOM	688 364	13 127	7 317	SPAIN	481 264	1 848	1 022
IRELAND	190 429	2 584	1 440	NORWAY	5 222 930	27 623	15 484
DENMARK	1 595 257	15 713	8 738	SWEDEN	49 820 928	233 512	130 973
GREECE	19 341	1 104	621	AUSTRIA	19 363	55	30
PORTUGAL	24 104	1 781	996	SOVIET UNION	659 140	2 180	1 194
SPAIN	224 545	9 916	5 520	MAURITANIA	4 258 509	19 451	10 679
ICELAND	25 213	299	170	LIBERIA	53 558 121	284 000	157 797
NORWAY	825 359	10 428	5 812	NIGERIA	28 000	154	83
SWEDEN	3 082 021	25 429	14 168	CONGO	168 000	1 788	984
FINLAND	1 264 042	15 848	8 960	REP S AFRICA	4 527 108	26 018	14 319
SWITZERLAND	1 805 267	26 424	14 702	CANADA	38 101 377	196 314	108 614
AUSTRIA	1 726 969	34 278	19 125	VENEZUELA	9 249 863	32 927	18 507
YUGOSLAVIA	65 659	5 041	2 840	BRAZIL	171 026 797	908 371	504 652
TURKEY	38 361	3 282	1 845	CHILE	1 731 868	9 919	5 671
SOVIET UNION	13 253	3 537	1 944	INDIA	984 421	3 494	1 934
POLAND	36 702	1 612	908	AUSTRALIA	56 173 240	267 090	148 632
CZECHOSLOVA	43 641	3 211	1 810	EXPORTS	248 362	1 530	859
HUNGARY	98 481	3 574	1 979	FRANCE	4 339	139	78
ROMANIA	12 045	605	346	BELGIUM LUX	193 017	304	175
BULGARIA	101 818	2 467	1 366	NETHERLANDS	13 983	402	222
MOROCCO	14 772	537	302	UNTD KINGDOM	2 802	90	54
ALGERIA	5 130	281	155	AUSTRIA	29 502	452	250
TUNISIA	33 504	414	227				
LIBYA	66 550	1 065	595				
EGYPT	14 560	869	478				
SUDAN	1 860	59	34	282 IRON AND STEEL SCRAP			
SIERRA LEONE	6 125	137	77	IMPORTS	11 887 908	245 936	137 749
LIBERIA	48 457	1 186	673	FRANCE	2 733 364	51 216	28 794
IVORY COAST	23 737	604	338	BELGIUM LUX	871 745	15 611	8 668
GHANA	852	132	72	NETHERLANDS	3 474 095	64 257	35 979
TOGO	1 334	76	44	ITALY	56 667	6 308	3 541
BENIN	17 644	422	239	UNTD KINGDOM	560 600	11 294	6 302
NIGERIA	189 049	3 917	2 150	IRELAND	1 273	168	95
GABON	39 768	887	501	DENMARK	1 474 391	23 303	13 152
CONGO	51 460	1 255	699	GREECE	4 364	423	237
ANGOLA	4 360	55	30	SPAIN	7 025	791	447
KENYA	507	60	33	NORWAY	30 258	2 094	1 180
TANZANIA	19 102	404	227	SWEDEN	26 255	1 801	1 003
REUNION	11 193	307	176	FINLAND	1 405	118	68
ZIMBABWE	33 155	532	294	SWITZERLAND	159 506	11 628	6 540
REP S AFRICA	58 317	3 102	1 746	AUSTRIA	83 000	5 053	2 807
USA	181 659	6 074	3 376	YUGOSLAVIA	20 214	1 700	966
CANADA	5 282	407	219	TURKEY	40 265	3 711	2 067
MEXICO	2 482	283	156	SOVIET UNION	1 672 565	23 518	13 038
GUATEMALA	461	80	40	POLAND	1 469	90	52
EL SALVADOR	956	76	41	CZECHOSLOVA	119 851	5 852	3 305
COSTA RICA	3 859	118	62	HUNGARY	60 173	1 813	1 015
CUBA	777	138	76	BULGARIA	16 708	1 288	711
DOMINIC REP	499	54	30	ALGERIA	1 883	118	66
GUADELOUPE	6 019	178	99	USA	419 571	11 485	6 437
MARTINIQUE	11 435	389	219	CANADA	12 992	664	375
TRINIDAD TOB	8 128	306	169	ISRAEL	24 840	536	297
NETH ANTILL	3 994	198	112	ARAB EMIRAT	1 345	153	88
COLOMBIA	2 622	225	123	TAIWAN	2 638	262	146
VENEZUELA	48 390	2 070	1 144	AUSTRALIA	3 820	332	182
SURINAME	6 704	101	55				
FRENCH GUIAN	2 289	72	41				
ECUADOR	667	137	76				

6 IMPORTS AND EXPORTS (SPECIAL TRADE) BY GROUPS OF THE SITC-REV. 11 AND BY COUNTRIES OF PRODUCTION AND CONSUMPTION 1987

GROUP COUNTRY	DT * 100 KG	1 000 DM	1 000 \$	GROUP COUNTRY	DT * 100 KG	1 000 DM	1 000 \$
EXPORTS	42 177 012	796 537	446 452	PORTUGAL	10 563	935	522
FRANCE	2 176 696	47 170	26 368	SPAIN	72 102	7 835	4 388
BELGIUM LUX	7 202 574	139 926	78 333	NORWAY	4 729	525	295
NETHERLANDS	9 302 710	171 920	97 446	SWEDEN	21 749	3 161	1 762
ITALY	17 690 131	291 227	162 492	FINLAND	124 103	6 754	3 710
UNTD KINGDOM	45 325	4 827	2 720	SWITZERLAND	70 636	4 224	2 334
DENMARK	481 915	8 057	4 489	AUSTRIA	1 545 884	73 642	41 019
GREECE	2 107	108	61	YUGOSLAVIA	17 634	2 294	1 303
PORTUGAL	4 095	206	115	TURKEY	13 214	1 454	810
SPAIN	516 032	10 331	5 729	POLAND	26 243	2 219	1 233
NORWAY	239 372	4 006	2 314	CZECHOSLOVA	42 739	3 032	1 688
SWEDEN	1 394 976	67 665	38 083	HUNGARY	32 538	2 049	1 144
SWITZERLAND	883 511	11 880	6 574	ROMANIA	160 411	16 216	9 107
AUSTRIA	362 388	8 436	4 722	BULGARIA	22 364	1 310	725
TURKEY	485 504	7 419	4 175	EGYPT	2 616	307	167
CZECHOSLOVA	143 926	1 724	958	REP S AFRICA	6 904	2 680	1 483
USA	848	259	140	USA	55 791	14 214	7 863
BRAZIL	59 823	844	462	CANADA	3 872	852	469
PAKISTAN	58 403	935	523	MEXICO	4 253	451	250
INDIA	916 815	16 251	8 887	COLOMBIA	1 989	247	137
BANGLADESH	19 372	318	189	VENEZUELA	13 601	1 065	597
PHILIPPINES	98 814	1 620	899	BRAZIL	6 136	928	528
SOUTH KOREA	90 243	1 340	739	URUGUAY	287	54	30
				ARGENTINA	5 176	729	403
286 URANIUM, THORIUM ORE, CONC				IRAN	3 040	641	347
EXPORTS	93 381	232	131	ISRAEL	1 364	279	152
CZECHOSLOVA	93 381	232	131	SAUDI ARABIA	1 960	141	78
				PAKISTAN	1 764	372	200
287 BASE METAL ORES, CONC NES				INDIA	18 258	2 035	1 141
IMPORTS	62 893 918	1 709 577	951 039	THAILAND	485	66	36
FRANCE	197 418	35 944	20 298	SOUTH KOREA	82	136	75
BELGIUM LUX	62 785	32 007	17 966	JAPAN	10 546	5 718	3 200
NETHERLANDS	242 103	27 386	15 213	TAIWAN	566	163	90
ITALY	1 610 454	46 429	25 588	HONG KONG	1 030	227	126
UNTD KINGDOM	21 187	7 883	4 343	AUSTRALIA	652	178	98
IRELAND	1 446 949	41 951	23 231				
DENMARK	7 344	386	226	288 NONFERR METAL SCRAP NES			
GREECE	443 510	3 610	2 006	IMPORTS	9 322 490	1 302 542	728 728
PORTUGAL	300	243	137	FRANCE	970 002	207 152	116 043
SPAIN	129 657	20 760	11 595	BELGIUM LUX	476 154	74 200	41 529
NORWAY	3 108 726	54 554	30 372	NETHERLANDS	1 230 632	203 008	113 571
SWEDEN	959 177	59 731	33 381	ITALY	277 007	44 971	25 067
SWITZERLAND	3 233	442	246	UNTD KINGDOM	915 730	168 285	94 057
AUSTRIA	1 147	694	393	IRELAND	45 365	9 035	5 074
YUGOSLAVIA	72 331	561	307	DENMARK	413 792	62 866	35 184
TURKEY	590 737	10 812	6 063	GREECE	30 896	2 163	1 214
SOVIET UNION	9 245	592	338	PORTUGAL	10 363	1 764	985
POLAND	356 075	20 925	11 398	SPAIN	27 305	4 261	2 335
CZECHOSLOVA	73 786	5 108	2 878	ICELAND	5 870	1 266	704
HUNGARY	10 623	813	456	NORWAY	190 201	29 630	16 631
ALBANIA	106 445	1 440	778	SWEDEN	49 586	6 975	3 904
MOROCCO	166 922	15 882	8 926	FINLAND	156 533	8 043	4 505
GUINEA	11 736 490	85 615	47 481	SWITZERLAND	404 131	59 280	33 277
SIERRA LEONE	7 226 838	43 130	23 798	AUSTRIA	474 755	67 187	37 401
GHANA	135 161	1 302	715	MALTA	237	56	31
NIGERIA	2 179	925	508	YUGOSLAVIA	58 345	9 226	5 354
GABON	343 304	3 649	1 999	TURKEY	15 052	757	420
ZAIRE	3 522	2 415	1 335	SOVIET UNION	152 758	17 179	9 654
RWANDA	245	550	303	POLAND	39 458	5 286	3 010
MOZAMBIQUE	12	57	31	CZECHOSLOVA	63 739	8 430	4 858
ZIMBABWE	525	1 057	569	HUNGARY	115 776	16 426	9 226
REP S AFRICA	4 398 877	87 020	48 490	BULGARIA	42 086	7 133	4 007
USA	124 631	33 617	18 940	MOROCCO	1 399	321	184
CANADA	4 024 099	172 899	96 117	ALGERIA	17 076	3 269	1 802
GREENLAND	965 424	44 859	25 123	TUNISIA	4 640	880	490
MEXICO	985 223	58 082	31 801	SUDAN	421	76	41
HONDURAS	156 003	10 664	5 788	GHANA	6 243	395	223
CUBA	55 357	1 194	674	NIGERIA	29 738	5 127	2 886
JAMAICA	2 286 302	75 786	42 602	CAMEROON	607	103	55
GUYANA	573 108	17 691	9 814	DJIBOUTI	388	81	48
SURINAME	202 279	6 465	3 651	KENYA	3 476	771	438
PERU	1 132 252	58 214	32 337	ZAMBIA	602	422	238
BRAZIL	405 185	5 606	3 134	ZIMBABWE	3 172	6 742	3 690
CHILE	250 394	28 096	15 573	REP S AFRICA	792 537	48 913	27 302
BOLIVIA	80 733	5 047	2 794	USA	292 424	76 769	42 909
CYPRUS	1 100	139	76	CANADA	1 752 041	90 941	50 464
IRAN	86 353	3 548	2 057	MEXICO	4 789	2 850	1 567
INDIA	265 981	3 426	1 879	GUATEMALA	866	165	90
SRI LANKA	468 970	6 058	3 341	NICARAGUA	2 008	194	106
BURMA	405	281	155	COSTA RICA	2 541	519	291
THAILAND	167 499	9 678	5 364	CUBA	1 394	114	63
MALAYSIA	11 544	965	528	DOMINIC REP	1 177	80	46
PHILIPPINES	150 043	2 786	1 536	COLOMBIA	370	62	34
CHINA	717 527	37 034	20 739	FRENCH GUIAN	19	578	336
SOUTH KOREA	1 225	871	486	PERU	31 352	745	454
JAPAN	4 701	1 283	709	BRAZIL	941	2 022	1 196
AUSTRALIA	14 399 485	300 386	167 510	CHILE	3 140	889	490
PAPUA NEW G	1 910 028	210 940	116 894	ARGENTINA	311	3 056	1 871
EXPORTS	4 260 156	287 806	160 295	CYPRUS	1 840	363	206
FRANCE	744 064	34 473	19 221	LEBANON	9 252	1 803	1 004
BELGIUM LUX	348 195	21 944	12 229	SYRIA	1 563	332	185
NETHERLANDS	342 246	20 760	11 531	IRAQ	3 520	943	564
ITALY	381 057	41 984	23 417	ISRAEL	43 849	7 437	4 136
UNTD KINGDOM	86 166	9 441	5 239	JORDAN	4 278	825	461
IRELAND	36 770	796	438	SAUDI ARABIA	15 861	5 435	3 004
DENMARK	12 203	667	373	KUWAIT	3 472	662	369
GREECE	1 179	191	108	BAHRAIN	2 492	326	181
				ARAB EMIRAT	13 412	2 438	1 370
				THAILAND	11 484	9 110	5 196
				MALAYSIA	4 031	390	239
				SINGAPORE	9 478	6 260	3 408
				CHINA	51	59	32

6 IMPORTS AND EXPORTS (SPECIAL TRADE) BY GROUPS OF THE SITC-REV. II AND BY COUNTRIES OF PRODUCTION AND CONSUMPTION 1987

GROUP COUNTRY	DT = 100 KG	1 000 DM	1 000 \$	GROUP COUNTRY	DT = 100 KG	1 000 DM	1 000 \$
SOUTH KOREA	9 565	2 159	1 199	291 CRUDE ANIMAL MTRIALS NES			
JAPAN	2 890	410	235				
TAIWAN	370	55	30	IMPORTS	3 132 559	747 152	417 351
AUSTRALIA	59 911	2 149	1 176	FRANCE	79 230	34 978	19 528
NEW ZEALAND	1 054	96	52	BELGIUM LUX	50 833	12 186	6 775
EXPORTS	4 748 505	562 517	315 201	NETHERLANDS	1 169 449	74 704	41 652
FRANCE	510 895	51 699	28 862	ITALY	129 690	7 570	4 200
BELGIUM LUX	1 269 295	92 632	52 037	UNITD KINGDOM	30 886	12 937	7 246
NETHERLANDS	844 201	114 012	63 817	IRELAND	5 189	1 733	957
ITALY	770 512	117 359	65 865	DENMARK	220 609	43 277	24 074
UNITD KINGDOM	109 706	16 234	9 055	GREECE	1 802	2 406	1 354
IRELAND	451	65	35	PORTUGAL	8 494	9 622	5 381
DENMARK	65 974	9 179	5 128	SPAIN	5 098	3 235	1 798
PORTUGAL	687	68	36	ICELAND	3 872	1 875	1 046
SPAIN	64 298	6 472	3 633	NORWAY	358	322	175
NORWAY	2 034	432	237	SWEDEN	4 445	2 285	1 273
SWEDEN	393 802	38 492	21 660	FINLAND	2 712	635	354
FINLAND	39 224	3 279	1 895	SWITZERLAND	51 716	6 209	3 486
SWITZERLAND	64 015	7 329	4 139	AUSTRIA	238 581	7 777	4 321
AUSTRIA	271 526	47 050	26 362	YUGOSLAVIA	13 952	10 292	5 722
TURKEY	20 317	3 756	2 119	TURKEY	19 437	35 116	19 762
POLAND	9 498	701	396	SOVIET UNION	119 296	10 195	5 693
CZECHOSLOVA	37 709	1 187	655	POLAND	74 049	24 604	13 789
HUNGARY	14 090	3 333	1 852	CZECHOSLOVA	64 273	7 687	4 274
KENYA	1 140	270	148	HUNGARY	77 504	73 516	41 424
REP S AFRICA	10 119	726	403	ROMANIA	8 703	3 146	1 749
USA	22 773	21 324	11 740	BULGARIA	3 446	243	134
CANADA	1 512	97	54	MOROCCO	370	744	422
BRAZIL	5 798	1 034	584	TUNISIA	34	548	305
ARAB EMIRAT	4 935	709	384	EGYPT	5 088	2 068	1 154
PAKISTAN	25 145	2 206	1 229	ETHIOPIA		78	43
INDIA	90 223	11 027	6 231	TANZANIA	22	199	110
CHINA	618	401	223	ZIMBABWE	27	117	63
JAPAN	23 108	4 843	2 712	REP S AFRICA	1 352	1 775	1 008
TAIWAN	72 580	6 265	3 506	USA	210 683	43 522	24 257
AUSTRALIA	450	71	37	CANADA	4 660	4 978	2 794
289 PREC METAL ORE,WASTE NES				MEXICO	3 158	779	445
IMPORTS	163 914	456 247	254 152	CUBA	3 248	268	148
FRANCE	57	1 656	916	COLOMBIA	266	122	67
BELGIUM LUX	199	10 544	5 846	VENEZUELA	1 059	90	49
NETHERLANDS	2 092	26 599	16 092	PERU	1 461	1 672	940
ITALY	77	1 214	680	BRAZIL	104 629	16 176	9 062
UNITD KINGDOM	3 338	16 292	8 977	CHILE	26 763	2 636	1 482
IRELAND	232	1 734	972	URUGUAY	56 351	9 859	5 475
DENMARK	175	7 728	4 336	ARGENTINA	63 270	6 692	3 740
GREECE	1	5 490	3 053	LEBANON	1 442	7 135	3 993
PORTUGAL	11	414	228	SYRIA	2 218	12 070	6 760
SPAIN	275	2 127	1 159	IRAN	5 859	26 662	14 979
ICELAND		478	262	ISRAEL	84	112	62
NORWAY	220	4 418	2 526	SAUDI ARABIA	131	357	202
SWEDEN	616	6 661	3 772	ARAB EMIRAT	153	1 176	660
FINLAND	2 062	4 878	2 709	AFGHANISTAN	1 465	6 296	3 489
SWITZERLAND	1 769	11 491	6 800	PAKISTAN	4 042	7 032	3 936
AUSTRIA	775	10 133	5 591	INDIA	25 739	3 259	1 820
YUGOSLAVIA		1 788	975	THAILAND	4 260	4 115	2 278
SOVIET UNION	11	104	56	VIETNAM	1 980	1 321	733
POLAND	51	2 001	1 113	INDONESIA	647	669	370
CZECHOSLOVA	225	2 133	1 167	SINGAPORE	749	391	214
HUNGARY	13	10 527	5 896	PHILIPPINES	2 323	476	266
BULGARIA		1 601	966	MONGOLIA	619	1 008	572
EGYPT		1 357	756	CHINA	176 990	142 328	79 366
LIBERIA		89	50	NORTH KOREA	1 502	694	386
MAURITIUS	1	61	35	SOUTH KOREA	348	93	55
ZIMBABWE	49	3 754	2 068	JAPAN	488	499	276
REP S AFRICA	78	7 091	3 916	TAIWAN	3 490	3 925	2 184
USA	87 757	166 286	93 170	HONG KONG	1 307	1 175	655
CANADA	2 041	39 685	21 810	AUSTRALIA	10 587	20 085	11 127
MEXICO	110	9 124	5 128	PAPUA NEW G	21	56	32
COLOMBIA		555	309	NEW ZEALAND	18 063	27 043	15 039
VENEZUELA	44	376	208	EXPORTS	1 888 147	366 546	204 470
FRENCH GUIAN	6	166	91	FRANCE	687 713	65 164	36 306
PERU	9 905	3 081	1 707	BELGIUM LUX	530 634	19 405	10 793
CHILE	22 935	15 985	8 764	NETHERLANDS	161 808	22 377	12 469
ARGENTINA		56	31	ITALY	87 268	32 980	18 399
IRAN		236	131	UNITD KINGDOM	20 985	7 340	4 124
ISRAEL	6	279	156	IRELAND	313	252	139
SAUDI ARABIA	14	570	318	DENMARK	135 480	17 725	9 881
KUWAIT	1	165	90	GREECE	6 089	2 822	1 599
MALAYSIA	4	63	34	PORTUGAL	15 968	5 735	3 180
SINGAPORE	7	3 397	1 880	SPAIN	29 855	9 697	5 432
PHILIPPINES		222	122	NORWAY	12 958	6 475	3 597
JAPAN	155	3 878	2 143	SWEDEN	10 357	10 990	6 123
AUSTRALIA	308	1 308	720	FINLAND	2 238	3 295	1 823
PAPUA NEW G	27 130	19 939	10 980	SWITZERLAND	18 142	29 838	16 596
EXPORTS	12 711	14 749	8 285	AUSTRIA	81 323	34 633	19 349
FRANCE	99	270	150	YUGOSLAVIA	4 765	8 200	4 623
BELGIUM LUX	2 466	4 363	2 442	TURKEY	1 601	2 318	1 305
NETHERLANDS	410	1 465	817	POLAND	16	546	329
ITALY	70	167	90	CZECHOSLOVA	1 478	197	110
UNITD KINGDOM	8 606	6 086	3 452	HUNGARY	2 336	902	507
DENMARK	356	266	148	ROMANIA	572	64	35
SPAIN	34	212	124	BULGARIA		76	42
SWITZERLAND	16	134	79	MOROCCO	71	111	61
USA	654	1 745	960	ALGERIA	98	311	169
				KENYA	105	64	38
				ZIMBABWE	26	76	44
				REP S AFRICA	8 053	8 158	4 513
				USA	36 376	37 922	21 105
				CANADA	75	345	190
				COLOMBIA	34	485	277
				VENEZUELA	13	89	49

6 IMPORTS AND EXPORTS (SPECIAL TRADE) BY GROUPS OF THE SITC-REV. II AND BY COUNTRIES OF PRODUCTION AND CONSUMPTION 1987

GROUP COUNTRY	DT * 100 KG	1 000 DM	1 000 \$	GROUP COUNTRY	DT * 100 KG	1 000 DM	1 000 \$
ECUADOR	4	58	32	SRI LANKA	8 704	1 132	635
PERU	3	63	35	THAILAND	30 416	12 675	7 041
BRAZIL	18 455	5 272	2 920	INDONESIA	29 693	7 854	4 403
URUGUAY	374	170	95	MALAYSIA	10 112	540	301
LEBANON	181	136	75	SINGAPORE	5 733	5 334	2 987
SYRIA	246	776	474	PHILIPPINES	3 208	2 250	1 252
ISRAEL	210	222	125	CHINA	57 835	16 174	9 009
SAUDI ARABIA	202	115	65	NORTH KOREA	1 331	903	501
INDIA	132	416	228	SOUTH KOREA	7 103	14 305	8 084
THAILAND	13	76	42	JAPAN	2 079	8 844	4 918
SINGAPORE	37	57	32	TAIWAN	5 575	3 918	2 170
CHINA	1 228	763	416	HONG KONG	3 428	1 946	1 079
SOUTH KOREA	1 934	3 760	2 086	AUSTRALIA	532 954	20 234	11 209
JAPAN	3 970	18 871	10 642	NEW ZEALAND	7 696	2 687	1 499
TAIWAN	3 505	4 260	2 361	FIJI	164	101	57
HONG KONG	416	2 185	1 221				
AUSTRALIA	71	70	38	EXPORTS	938 540	766 811	428 049
NEW ZEALAND		52	30				
252 CRUDE VEG MATERIALS NES				FRANCE	103 739	98 620	55 024
IMPORTS	6 491 697	3 286 009	1 835 323	BELGIUM LUX	52 102	27 416	15 205
FRANCE	220 028	87 245	48 801	NETHERLANDS	162 906	92 703	51 985
BELGIUM LUX	147 900	51 131	28 680	ITALY	77 202	71 411	39 658
NETHERLANDS	3 339 953	2 037 686	1 135 855	UNITD KINGDOM	29 245	37 595	21 231
ITALY	290 544	187 904	105 539	IRELAND	3 573	2 559	1 431
UNITD KINGDOM	29 835	12 965	7 244	DENMARK	69 972	42 299	23 616
IRELAND	1 752	13 609	7 593	GREECE	4 190	3 303	1 826
DENMARK	585 074	257 928	144 922	PORTUGAL	3 505	5 939	3 307
GREECE	12 414	5 520	3 077	SPAIN	15 237	20 923	11 561
PORTUGAL	4 220	1 683	947	CANARY IS		683	380
SPAIN	91 870	49 098	27 433	CEUTA MEL		91	60
CANARY IS	12 659	18 994	10 642	ICELAND		410	269
ICELAND	2 762	249	142	NORWAY	14 491	7 199	4 040
NORWAY	2 669	727	406	SWEDEN	55 617	24 036	13 443
SWEDEN	6 343	6 329	3 551	FINLAND	16 566	10 820	6 022
FINLAND	4 160	3 363	1 852	SWITZERLAND	132 835	84 631	47 228
SWITZERLAND	10 724	17 179	9 605	AUSTRIA	79 921	60 990	34 024
AUSTRIA	27 968	7 569	4 277	YUGOSLAVIA	3 081	5 182	2 895
YUGOSLAVIA	33 058	9 685	5 513	TURKEY	3 930	12 789	7 004
TURKEY	28 728	8 120	4 594	SOVIET UNION	6 005	8 409	4 623
SOVIET UNION	4 872	1 995	1 122	POLAND	3 802	2 520	1 419
POLAND	107 571	17 978	10 065	CZECHOSLOVA	3 578	4 191	2 334
CZECHOSLOVA	16 277	4 627	2 593	HUNGARY	5 093	12 594	7 009
HUNGARY	75 997	18 054	10 135	ROMANIA		608	379
ROMANIA	11 121	3 039	1 698	BULGARIA	6 130	648	357
BULGARIA	31 489	8 556	4 868	ALBANIA		91	100
ALBANIA	8 105	2 507	1 419	MOROCCO	2 452	1 887	1 022
MOROCCO	14 783	5 755	3 199	ALGERIA	2 153	465	253
EGYPT	24 746	12 068	6 669	TUNISIA	393	960	532
SUDAN	30 300	19 551	10 816	LIBYA	406	443	241
MALI	2 093	339	191	EGYPT	1 227	2 260	716
CHAD	876	692	382	SUDAN	233	84	46
SENEGAL	2 341	1 056	588	SENEGAL	24	68	38
SIERRA LEONE	3 487	476	263	LIBERIA	67	191	105
IVORY COAST	5 896	3 223	1 802	IVORY COAST	84	117	65
GHANA	5	53	31	GHANA	193	247	145
TOGO	98	213	119	TOGO	50	131	81
NIGERIA	8 165	5 009	2 774	BENIN	40	77	47
CAMEROON	400	794	443	NIGERIA	541	1 871	1 059
ZAIRE	7 797	2 597	1 423	CAMEROON	824	1 730	947
RWANDA	1 181	794	438	CENT AFR REP	34	81	46
BURUNDI	486	187	102	GABON	128	70	39
ETHIOPIA	1 556	1 118	629	CONGO	139	419	235
DJIBOUTI	80	73	41	ZAIRE	185	731	401
SOMALIA	1 003	470	258	BURUNDI	370	718	400
KENYA	36 188	27 590	15 674	ANGOLA	83	110	60
TANZANIA	1 182	657	367	ETHIOPIA	317	368	215
MADAGASCAR	3 467	1 570	867	KENYA	575	2 040	1 132
MAURITIUS	60	151	87	TANZANIA	172	658	365
ZAMBIA	214	105	62	MOZAMBIQUE	79	94	52
ZIMBABWE	144	196	110	MADAGASCAR	58	125	73
REP S AFRICA	33 677	19 166	10 725	REUNION	69	83	45
USA	82 646	61 038	34 094	ZAMBIA	205	735	420
CANADA	8 794	4 659	2 607	ZIMBABWE	69	320	175
MEXICO	10 753	8 204	4 584	REP S AFRICA	6 584	13 148	7 532
GUATEMALA	7 602	6 860	3 817	USA	19 704	23 234	12 966
HONDURAS	563	575	328	CANADA	3 854	4 189	2 315
EL SALVADOR	355	749	414	MEXICO	2 269	2 169	1 198
COSTA RICA	18 201	11 800	6 606	GUATEMALA	255	377	209
PANAMA	271	197	112	HONDURAS	94	137	76
CUBA	96	52	30	EL SALVADOR	287	417	230
HAITI	640	228	128	COSTA RICA	274	582	323
DOMINIC REP	994	443	245	PANAMA	257	247	137
GUADELOUPE	73	96	55	CUBA	740	1 148	647
JAMAICA	481	198	109	HAITI	226	154	85
ST LUCIA	32	58	34	DOMINIC REP	269	174	96
BARBADOS	42	105	59	COLOMBIA	743	2 469	1 393
COLOMBIA	15 343	19 130	10 834	VENEZUELA	3 023	8 115	4 479
VENEZUELA	174	203	113	ECUADOR	95	297	168
ECUADOR	1 572	1 250	720	PERU	988	5 200	2 965
PERU	2 359	2 752	1 576	BRAZIL	4 704	7 250	4 050
BRAZIL	9 356	4 645	2 594	CHILE	1 117	981	551
CHILE	5 164	1 895	1 056	BOLIVIA	109	377	219
PARAGUAY	2 825	2 203	1 244	PARAGUAY	150	157	84
URUGUAY	448	607	337	URUGUAY	743	1 140	627
ARGENTINA	24 078	13 601	7 510	ARGENTINA	5 523	4 396	2 436
IRAN	7 470	4 168	2 323	CYPRUS	75	66	35
ISRAEL	78 656	61 773	34 733	LEBANON	48	115	62
SOUTH YEMEN	479	245	137	SYRIA	1 608	1 510	848
AFGHANISTAN	4 955	699	386	IRAQ	416	761	439
PAKISTAN	38 047	7 012	3 898	IRAN	105	329	179
INDIA	169 258	33 715	18 692	ISRAEL	2 179	3 176	1 764
				JORDAN	36	59	34
				SAUDI ARABIA	22	61	32
				ARAB EMIRAT	77	114	63

6 IMPORTS AND EXPORTS (SPECIAL TRADE) BY GROUPS OF THE SITC-REV. II AND BY COUNTRIES OF PRODUCTION AND CONSUMPTION 1987

GROUP COUNTRY	DT = 100 KG	1 000 DM	1 000 \$	GROUP COUNTRY	DT = 100 KG	1 000 DM	1 000 \$
NORTH YEMEN	126	418	225	BELGIUM LUX	14 641 196	532 945	297 249
SOUTH YEMEN	30	61	33	NETHERLANDS	1 017 474	22 870	12 743
PAKISTAN	670	652	357	ITALY	3 027 602	53 580	29 864
INDIA	394	491	274	UNTD KINGDOM	1 624 352	45 873	25 561
SRI LANKA	64	124	68	IRELAND	350 002	8 207	4 518
THAILAND	419	575	322	DENMARK	65 397	1 683	947
VIETNAM	55	65	40	PORTUGAL	34 935	1 196	668
INDONESIA	1 137	1 794	1 001	SPAIN	55 627	2 190	1 203
MALAYSIA	235	413	239	NORWAY	733 749	14 655	8 166
SINGAPORE	716	726	404	SWEDEN	53 909	1 831	1 015
PHILIPPINES	658	1 914	1 064	FINLAND	1 814 511	30 109	16 736
CHINA	1 410	720	413	SWITZERLAND	669 605	21 322	11 869
SOUTH KOREA	1 759	3 370	1 884	AUSTRIA	3 432 093	92 773	51 426
JAPAN	4 930	12 294	6 954	YUGOSLAVIA	16 170	785	439
TAIWAN	436	441	240	HUNGARY	10 269	396	222
HONG KONG	529	501	280	MOROCCO	94 500	2 598	1 432
AUSTRALIA	1 755	3 325	1 868	TUNISIA	92 055	2 300	1 240
PAPUA NEW G	80	54	30	LIBYA	10 000	356	207
NEW ZEALAND	473	646	361	NIGERIA	1 346	68	38
FR POLYNESIA	42	59	32	KENYA	5 789	278	154
				TANZANIA	4 934	216	119
				BRAZIL	119 790	3 840	2 181
				LEBANON	5 000	165	91
				JORDAN	2 000	69	37
322 COAL, LIGNITE, PEAT							
IMPORTS	104 419 589	851 117	475 240	333 CRUDE PETROLEUM			
FRANCE	3 970 474	87 313	48 799	IMPORTS	638 401 585	16 016 945	8 914 274
BELGIUM LUX	1 082 698	17 267	9 811	NETHERLANDS	606 428	15 258	8 470
NETHERLANDS	1 284 319	12 266	6 793	ITALY	3 313 375	83 881	46 981
ITALY	3 200	209	115	UNTD KINGDOM	207 514 923	5 235 308	2 911 958
UNTD KINGDOM	1 951 662	15 963	8 823	DENMARK	693 122	15 264	8 215
NORWAY	871 036	15 333	8 595	NORWAY	38 220 527	989 887	552 309
SWEDEN	1 217	60	34	SOVIET UNION	48 163 261	1 168 808	649 418
SWITZERLAND	126 417	1 871	1 026	ALGERIA	55 563 385	1 510 514	842 016
AUSTRIA	76 577	1 291	715	LIBYA	70 764 308	1 836 156	1 027 218
SOVIET UNION	3 991 899	37 426	20 701	EGYPT	9 770 352	236 839	130 220
POLAND	21 924 380	204 752	115 183	GAMBIA	408 580	9 832	5 416
CZECHOSLOVA	23 480 733	128 951	72 014	NIGERIA	47 485 542	1 253 074	692 894
REP S AFRICA	26 541 959	167 174	92 937	CAMEROON	5 470 770	128 071	70 922
USA	4 632 989	48 087	26 719	GABON	1 907 688	47 053	25 756
CANADA	1 616 147	14 880	8 210	CONGO	4 748 107	105 510	57 846
COLOMBIA	153 668	1 089	613	ANGOLA	3 386 672	81 917	47 350
CHINA	1 432 586	11 104	6 195	MEXICO	4 192 837	85 399	47 877
AUSTRALIA	11 276 458	86 034	47 932	VENEZUELA	45 489 982	1 037 041	575 061
EXPORTS	74 179 926	1 424 769	794 392	SYRIA	9 612 859	202 015	112 223
FRANCE	22 061 059	558 378	310 575	IRAQ	21 988 807	537 740	300 349
BELGIUM LUX	18 113 990	417 661	233 511	IRAN	9 965 725	241 592	133 323
NETHERLANDS	14 255 973	146 289	81 695	SAUDI ARABIA	32 949 346	760 978	422 186
ITALY	13 833 959	142 343	79 594	KUWAIT	3 567 649	81 955	46 146
UNTD KINGDOM	2 053 925	64 504	35 758	QATAR	736 110	19 792	10 933
DENMARK	94 475	2 400	1 332	ARAB EMIRAT	11 236 218	317 883	176 895
GREECE	28 061	502	281	INDONESIA	636 730	15 135	8 267
PORTUGAL	29 911	784	436	EXPORTS	11 935	291	159
SPAIN	422 438	8 952	5 003	FRANCE	11 713	276	151
CANARY IS	26 289	769	430				
NORWAY	408 665	12 329	6 865	334 PETROLEUM PRODUCTS, REFIN			
SWEDEN	5 479	454	259	IMPORTS	438 932 150	13 251 196	7 368 426
SWITZERLAND	1 271 283	32 217	17 925	FRANCE	15 924 245	558 497	310 822
AUSTRIA	1 105 853	24 372	13 624	BELGIUM LUX	31 888 292	974 360	542 375
HUNGARY	5 866	345	193	NETHERLANDS	201 177 070	6 123 334	3 406 326
MOROCCO	37 762	986	535	ITALY	5 355 904	197 014	108 654
EGYPT	9 929	571	330	UNTD KINGDOM	28 238 659	892 541	496 911
REP S AFRICA	2 849	94	50	IRELAND	897 120	22 697	12 448
BRAZIL	31 500	890	494	DENMARK	4 802 780	125 471	69 610
CYPRUS	25 239	622	348	GREECE	901 681	25 488	13 832
LEBANON	2 529	62	34	PORTUGAL	313 286	10 984	6 102
SYRIA	2 707	91	49	SPAIN	5 670 209	137 719	77 477
IRAQ	1 569	91	55	NORWAY	9 762 354	278 237	155 764
ISRAEL	27 914	669	372	SWEDEN	21 063 713	573 455	318 823
JORDAN	5 497	240	131	FINLAND	4 108 752	125 841	70 421
SAUDI ARABIA	201 074	4 201	2 318	SWITZERLAND	1 142 482	42 807	23 707
KUWAIT	16 308	643	355	AUSTRIA	3 340 357	116 071	64 285
BAHRAIN	2 248	60	34	YUGOSLAVIA	1 128 773	34 407	19 289
ARAB EMIRAT	10 037	221	123	SOVIET UNION	49 567 023	1 470 085	815 050
OMAN	13 404	283	156	POLAND	1 467 262	38 752	21 442
JAPAN	6 232	300	166	CZECHOSLOVA	8 563 771	192 181	106 038
AUSTRALIA	59 346	2 183	1 218	HUNGARY	3 161 949	91 946	51 155
				ROMANIA	3 630 072	114 605	63 487
				BULGARIA	623 554	19 179	10 535
				ALBANIA	52 102	1 669	928
				MOROCCO	10 006	371	199
				ALGERIA	12 458 169	349 954	194 512
				TUNISIA	1 953 859	44 958	24 569
				LIBYA	6 606 808	181 405	101 141
				EGYPT	797 577	24 584	13 786
				GHANA	210 961	5 294	2 854
				CAMEROON	100 243	1 750	1 071
				REP S AFRICA	1 382	435	238
				USA	1 459 102	98 172	54 741
				CANADA	42 527	4 075	2 259
				MEXICO	54 152	1 605	863
				BERMUDA	48 828	1 498	820
				PANAMA	4 820	100	56
				CUBA	487 427	14 752	8 543
				TRINIDAD TOB	266 650	5 259	2 874
				NETH ANTILL	1 154	90	51
				VENEZUELA	985	79	44
				BRAZIL	17 944	1 368	751
323 BRIQUETS, COKE, SEMI-COKE							
IMPORTS	8 340 173	159 717	89 327				
FRANCE	927 033	20 460	11 495				
BELGIUM LUX	3 288 558	70 267	39 216				
NETHERLANDS	1 437 702	24 561	13 675				
UNTD KINGDOM	195 327	3 497	1 922				
SPAIN	87 993	2 361	1 312				
NORWAY	140 283	2 452	1 393				
AUSTRIA	42 736	774	428				
YUGOSLAVIA	145 124	2 293	1 288				
POLAND	374 995	6 312	3 507				
CZECHOSLOVA	989 275	15 723	8 870				
HUNGARY	4 939	85	50				
REP S AFRICA	112 373	1 401	769				
USA	311 670	5 764	3 223				
CANADA	5 097	67	36				
CHILE	127 099	1 470	900				
ARGENTINA	80 868	1 159	666				
JAPAN	67 369	955	534				
EXPORTS	34 437 648	1 079 409	600 998				
FRANCE	6 552 996	238 978	132 805				

6 IMPORTS AND EXPORTS (SPECIAL TRADE) BY GROUPS OF THE SITC-REV. II AND BY COUNTRIES OF PRODUCTION AND CONSUMPTION 1987

GROUP COUNTRY	DT * 100 KG	1 000 DM	1 000 \$	GROUP COUNTRY	DT * 100 KG	1 000 DM	1 000 \$
IRAQ	3 460 097	105 054	58 978	ARAB EMIRAT	3 820	869	482
ISRAEL	338 618	10 329	5 577	OMAN	332	151	83
SAUDI ARABIA	2 043 328	59 839	33 418	NORTH YEMEN	3 450	753	416
KUWAIT	4 725 252	138 296	76 545	AFGHANISTAN	1 978	529	293
ARAB EMIRAT	208 334	6 509	3 573	PAKISTAN	19 101	5 760	3 210
INDIA	226 122	6 241	3 452	INDIA	23 667	7 324	4 087
SINGAPORE	615 935	15 382	8 419	BANGLADESH	1 392	390	221
JAPAN	6 329	5 613	3 127	SRI LANKA	1 006	320	176
HONG KONG	123	104	56	THAILAND	30 022	5 434	3 031
AUSTRALIA	123	116	65	INDONESIA	14 851	5 178	2 894
SHIPS SUPPL	3 442	580	319	MALAYSIA	3 889	1 114	623
EXPORTS	57 726 973	2 502 781	1 396 444	SINGAPORE	129 998	10 861	6 098
FRANCE	4 554 039	178 082	99 520	PHILIPPINES	18 248	2 859	1 895
BELGIUM LUX	5 067 505	178 829	99 339	MONGOLIA	720	192	108
NETHERLANDS	3 477 606	141 775	78 886	CHINA	16 154	6 185	3 449
ITALY	303 685	74 901	41 715	NORTH KOREA	706	201	109
UNITD KINGDOM	1 199 306	80 865	44 939	SOUTH KOREA	54 044	15 529	8 640
IRELAND	11 485	2 236	1 247	JAPAN	48 548	15 386	8 609
DENMARK	587 702	44 271	24 765	TAIWAN	67 753	24 646	13 668
GREECE	45 650	12 452	6 961	HONG KONG	28 003	8 347	4 664
PORTUGAL	42 450	12 041	6 711	AUSTRALIA	56 630	8 733	4 868
SPAIN	78 679	17 908	10 012	NEW ZEALAND	8 905	2 392	1 347
CANARY IS	3 156	533	304	SHIPS SUPPL	23 471 712	751 589	419 915
ICELAND	10 669	1 978	1 097	335 RESIDUAL PETRLM PROD NES			
FAROE IS	6 237	128	71	IMPORTS	38 306 309	1 131 646	629 835
NORWAY	275 302	16 885	9 382	FRANCE	2 293 508	89 461	49 821
SWEDEN	401 745	42 044	23 412	BELGIUM LUX	2 353 476	83 750	46 098
FINLAND	108 366	16 788	9 364	NETHERLANDS	12 060 899	451 337	251 132
SWITZERLAND	10 656 267	377 027	210 415	ITALY	102 701	3 775	2 155
AUSTRIA	5 949 207	221 860	124 017	UNITD KINGDOM	1 730 901	65 790	36 737
MALTA	581	205	114	IRELAND	914	308	170
YUGOSLAVIA	59 454	19 335	10 812	DENMARK	265 123	10 009	5 560
TURKEY	77 323	14 842	8 248	PORTUGAL	72 155	2 695	1 479
SOVIET UNION	71 183	17 100	9 468	SPAIN	220 750	8 433	4 752
POLAND	71 017	15 441	8 661	NORWAY	146 988	3 073	1 750
CZECHOSLOVA	63 547	11 054	6 143	SWEDEN	185 959	7 944	4 385
HUNGARY	13 704	5 545	3 091	FINLAND	68 234	2 368	1 298
ROMANIA	12 111	4 105	2 280	SWITZERLAND	9 622	1 144	636
BULGARIA	15 946	7 174	3 995	AUSTRIA	490 430	25 940	14 310
ALBANIA	778	157	86	YUGOSLAVIA	34 630	1 431	804
MOROCCO	7 597	2 082	1 150	TURKEY	11 688	887	495
ALGERIA	5 802	1 164	650	SOVIET UNION	1 739 506	41 704	23 171
TUNISIA	4 772	1 223	682	POLAND	994 651	28 090	15 703
LIBYA	4 636	821	459	CZECHOSLOVA	580 489	20 691	11 815
EGYPT	40 178	7 738	4 300	HUNGARY	738 763	29 399	16 382
SUDAN	1 167	252	139	ROMANIA	10 500	515	277
MALI	117	75	38	BULGARIA	126 559	7 784	4 353
SENEGAL	167	74	43	LIBYA	258 123	9 257	5 246
GUINEA	1 678	270	148	EGYPT	236 371	7 607	4 270
SIERRA LEONE	1 075	152	83	REP S AFRICA	75 676	16 335	9 015
LIBERIA	1 456	458	256	USA	12 317 726	172 866	96 149
IVORY COAST	1 582	267	150	CANADA	142 735	6 326	3 537
GHANA	3 621	647	351	ARUBA	25 971	548	295
NIGERIA	25 322	4 676	2 655	BRAZIL	226 450	6 982	3 871
CAMEROON	712	277	154	ARGENTINA	220 902	4 751	2 586
GABON	158	65	36	IRAQ	8 281	975	535
ZAIRE	747	217	122	ISRAEL	6 199	290	164
ANGOLA	1 492	360	206	KUWAIT	7 639	233	135
ETHIOPIA	3 504	537	294	INDONESIA	401 965	7 581	4 237
SOMALIA	194	65	39	CHINA	25 389	2 351	1 336
KENYA	17 417	3 571	2 005	SOUTH KOREA	10 856	535	288
TANZANIA	6 142	971	547	JAPAN	100 395	8 257	4 575
MOZAMBIQUE	2 655	505	281	AUSTRALIA	744	132	71
MAURITIUS	312	94	50	EXPORTS	16 998 427	745 520	415 177
ZAMBIA	265	152	83	FRANCE	3 315 420	107 666	59 878
ZIMBABWE	4 172	1 429	805	BELGIUM LUX	1 458 774	79 043	44 160
MALAWI	639	83	46	NETHERLANDS	2 622 240	87 138	48 407
REP S AFRICA	80 026	15 078	8 430	ITALY	611 741	38 089	21 195
BOTSWANA	281	80	44	UNITD KINGDOM	193 662	13 652	7 555
USA	122 504	15 510	8 666	IRELAND	4 873	671	384
CANADA	20 139	4 065	2 268	DENMARK	1 752 498	54 854	30 469
MEXICO	1 351	787	430	GREECE	29 815	3 045	1 683
GUATEMALA	1 523	333	184	PORTUGAL	24 409	1 614	916
HONDURAS	1 117	234	128	SPAIN	164 062	8 190	4 611
EL SALVADOR	379	73	38	CANARY IS	2 825	286	161
NICARAGUA	589	147	80	ICELAND	2 949	204	114
COSTA RICA	2 201	551	307	NORWAY	261 697	15 842	8 831
PANAMA	607	265	144	SWEDEN	203 826	16 902	9 471
CUBA	22 184	1 132	631	FINLAND	141 130	12 219	6 789
DOMINIC REP	1 354	341	191	SWITZERLAND	1 775 169	63 517	35 282
JAMAICA	761	89	49	AUSTRIA	2 074 630	68 256	38 018
COLOMBIA	3 482	1 649	912	MALTA	647	82	47
VENEZUELA	7 241	2 952	1 648	YUGOSLAVIA	116 095	5 203	2 887
ECUADOR	1 436	560	312	TURKEY	14 534	1 995	1 115
PERU	3 031	1 336	745	SOVIET UNION	49 284	2 617	1 441
BRAZIL	26 204	5 742	3 251	POLAND	40 855	2 902	1 605
CHILE	7 104	2 170	1 212	CZECHOSLOVA	35 878	3 164	1 789
BOLIVIA	384	143	81	HUNGARY	13 787	1 347	750
PARAGUAY	3 053	403	238	ROMANIA	36 910	2 071	1 163
URUGUAY	11 379	3 019	1 661	BULGARIA	7 225	959	553
ARGENTINA	12 665	4 567	2 546	MOROCCO	23 786	2 137	1 161
CYPRUS	4 332	901	504	ALGERIA	3 254	351	204
LEBANON	5 025	769	421	TUNISIA	9 590	963	540
SYRIA	760	374	214	LIBYA	1 009	179	100
IRAQ	2 220	963	538	EGYPT	91 080	5 443	3 088
IRAN	16 389	6 393	3 548	SUDAN	781	203	110
ISRAEL	23 672	5 185	2 896	MAURITANIA	1 981	312	172
JORDAN	17 242	2 688	1 495	SENEGAL	4 587	579	317
SAUDI ARABIA	8 669	2 618	1 493	SIERRA LEONE	4 567	464	261
KUWAIT	6 588	1 594	873				
BAHRAIN	715	859	472				
QATAR	1 096	120	69				

6 IMPORTS AND EXPORTS (SPECIAL TRADE) BY GROUPS OF THE SITC-REV. II AND BY COUNTRIES OF PRODUCTION AND CONSUMPTION 1987

GROUP COUNTRY	DT * 100 KG	1 000 DM	1 000 \$	GROUP COUNTRY	DT * 100 KG	1 000 DM	1 000 \$
LIBERIA	1 383	190	105	411 ANIMAL OILS AND FATS			
IVORY COAST	8 325	947	525				
GHANA	50 452	2 679	1 628	IMPORTS	3 188 468	176 073	98 310
TOGO	659	109	60				
NIGERIA	22 358	3 378	1 882	FRANCE	148 263	10 379	5 795
CAMEROON	44 973	2 194	1 225	BELGIUM LUX	110 790	8 655	4 830
ZAIRE	2 225	345	196	NETHERLANDS	250 348	14 066	7 857
RWANDA	3 533	570	336	ITALY	158 344	21 135	11 777
BURUNDI	1 729	120	66	UNITED KINGDOM	20 781	6 747	3 786
ANGOLA	235	86	46	IRELAND	3 352	438	248
ETHIOPIA	2 231	350	191	DENMARK	243 853	11 346	6 273
KENYA	33 132	4 463	2 492	SPAIN	1 612	177	102
TANZANIA	3 162	443	246	ICELAND	44 097	3 358	1 855
MOZAMBIQUE	951	147	81	FAROE IS	14 275	660	369
MADAGASCAR	6 506	726	417	NORWAY	120 253	4 257	2 363
MAURITIUS	1 129	116	66	SWEDEN	39 695	2 357	1 313
ZAMBIA	1 294	257	141	SWITZERLAND	118 044	6 358	3 539
ZIMBABWE	7 282	693	393	AUSTRIA	239 075	10 576	5 863
MALAWI	3 425	628	360	YUGOSLAVIA	45 783	1 883	1 042
REP S AFRICA	298 639	22 447	12 524	TURKEY	135 061	4 962	2 753
SWAZILAND	1 968	167	95	SOVIET UNION	2 663	364	208
LESOTHO	2 984	248	137	POLAND	27 834	1 167	682
USA	477 496	31 106	17 046	CZECHOSLOVAKIA	82 472	2 827	1 576
CANADA	187	56	31	HUNGARY	109 714	4 924	2 749
MEXICO	3 108	740	413	ROMANIA	3 093	128	69
GUATEMALA	48 237	4 444	2 573	USA	213 227	13 076	7 251
HONDURAS	5 847	579	324	CANADA	105 357	6 462	3 662
EL SALVADOR	12 543	1 079	619	PANAMA	30 086	1 294	715
COSTA RICA	11 133	1 179	671	CHILE	309 727	11 511	6 371
PANAMA	1 659	141	79	JAPAN	518 072	20 727	11 752
CUBA	2 337	280	152	TAIWAN	1 871	265	147
HAITI	1 989	277	156	AUSTRALIA	24 336	1 399	764
DOMINIC REP	25 559	1 981	1 105	NEW ZEALAND	64 520	4 432	2 498
JAMAICA	2 259	234	130	EXPORTS	2 322 952	142 139	79 221
BARBADOS	472	61	34				
TRINIDAD TOB	856	123	66	FRANCE	357 597	21 071	11 672
ARUBA	473	88	47	BELGIUM LUX	219 478	12 898	7 198
NETH ANTILL	829	94	51	NETHERLANDS	1 271 406	64 211	35 708
COLOMBIA	31 177	2 957	1 622	ITALY	25 480	2 832	1 581
VENEZUELA	53 305	1 753	1 753	UNITED KINGDOM	53 822	5 576	3 124
ECUADOR	44 050	3 475	1 932	IRELAND	7 728	869	479
PERU	18 184	2 149	1 215	DENMARK	128 665	6 879	3 852
BRAZIL	151 290	9 022	5 020	GREECE	4 059	656	363
CHILE	15 728	1 642	917	PORTUGAL	3 768	509	256
URUGUAY	1 734	368	203	SPAIN	33 620	2 955	1 604
ARGENTINA	62 571	3 813	2 119	NORWAY	947	83	43
LEBANON	4 904	453	253	SWEDEN	883	183	103
SYRIA	4 964	542	297	FINLAND	917	85	48
IRAN	33 589	4 496	2 477	SWITZERLAND	11 171	1 086	623
ISRAEL	7 116	1 162	650	AUSTRIA	3 375	916	504
JORDAN	641	239	133	YUGOSLAVIA	2 498	353	200
SAUDI ARABIA	4 395	855	471	TURKEY	1 492	362	206
KUWAIT	297	85	30	POLAND	172	81	44
BAHRAIN	168 766	6 925	3 800	CZECHOSLOVAKIA	4 131	558	314
ARAB EMIRAT	387	83	46	HUNGARY	279	160	88
NORTH YEMEN	4 982	281	156	ROMANIA	648	163	96
AFGHANISTAN	416	66	37	BULGARIA	215	74	40
PAKISTAN	2 188	415	229	SUDAN	999	92	51
INDIA	57 337	5 104	2 835	MAURITANIA	8 229	626	372
BANGLADESH	3 080	321	180	SENEGAL	24 417	1 691	957
SRI LANKA	2 055	293	163	NIGERIA	18 127	1 726	943
NEPAL	434	64	37	RWANDA	1 000	104	58
THAILAND	2 546	535	304	BURUNDI	16 064	1 361	780
INDONESIA	13 231	1 775	982	KENYA	3 261	245	137
MALAYSIA	3 879	411	231	TANZANIA	10 244	1 050	580
SINGAPORE	1 864	338	185	REP S AFRICA	7 519	927	525
PHILIPPINES	677	136	75	USA	692	1 306	722
CHINA	12 484	1 639	959	MEXICO	480	1 560	868
SOUTH KOREA	1 737	294	165	CUBA	20 755	1 287	692
JAPAN	6 555	753	416	COLOMBIA	409	123	67
TAIWAN	6 188	820	453	VENEZUELA	8	125	68
HONG KONG	1 314	305	173	BRAZIL	444	73	43
AUSTRALIA	81 610	4 126	2 333	CHILE	28	96	57
NEW ZEALAND	722	177	101	URUGUAY	1 089	107	61
				ARGENTINA	95	53	31
341 GAS NATURAL AND MANUFACT				IRAN	72 854	6 228	3 567
IMPORTS	336 243 800	6 869 178	3 846 926	JORDAN	1 501	125	69
				SOUTH KOREA	42	62	34
EXPORTS	16 817 819	463 686	259 319	JAPAN	88	98	53
				423 FIXED VEG OILS, SOFT			
351 ELECTRIC ENERGY, MWH				IMPORTS	3 233 203	268 832	149 479
IMPORTS	13 185 317	1 228 619	682 265				
FRANCE	116 621	10 012	5 660	FRANCE	138 745	12 505	6 920
BELGIUM LUX	1 925	31 534	17 602	BELGIUM LUX	232 900	22 249	12 328
NETHERLANDS	18 961	1 748	954	NETHERLANDS	1 876 596	131 980	73 170
ITALY	2	49 761	27 843	ITALY	65 027	29 526	16 412
SWITZERLAND	6 092 478	445 521	247 127	UNITED KINGDOM	37 950	2 103	1 243
AUSTRIA	5 627 807	619 137	343 563	DENMARK	81 805	4 460	2 505
EXPORTS	12 792 367	887 480	495 920	GREECE	1 768	848	475
FRANCE	69 220	7 052	3 873	PORTUGAL	24 655	1 927	1 063
BELGIUM LUX	2 440 003	230 878	128 777	SPAIN	10 580	4 335	2 418
NETHERLANDS	271 963	12 309	7 401	SWEDEN	121 929	6 560	3 749
ITALY	5 691 360	354 154	197 669	FINLAND	39 955	2 186	1 211
SWITZERLAND	1 851 552	104 374	58 567	SWITZERLAND	89 427	9 682	5 369
AUSTRIA	2 320 500	172 804	96 369	AUSTRIA	3 443	543	300
				TURKEY	747	243	136
				SOVIET UNION	17 466	1 083	592
				POLAND	110 112	6 695	3 791
				HUNGARY	44 543	2 956	1 635
				ROMANIA	18 926	1 189	660
				MOROCCO	239	123	67

6 IMPORTS AND EXPORTS (SPECIAL TRADE) BY GROUPS OF THE SITC-REV. II AND BY COUNTRIES OF PRODUCTION AND CONSUMPTION 1987

GROUP COUNTRY	DT * 100 KG	1 000 DM	1 000 \$	GROUP COUNTRY	DT * 100 KG	1 000 DM	1 000 \$
SENEGAL	6 788	809	445	YUGOSLAVIA	82	69	38
TOGO	8 123	593	323	TURKEY	7 242	1 225	675
USA	8 984	931	530	HUNGARY	3 002	230	126
BRAZIL	94 645	7 996	4 427	LIBERIA	7 506	418	232
PARAGUAY	2 432	207	127	IVORY COAST	514 729	33 243	16 431
ARGENTINA	131 633	10 702	6 015	BENIN	29 412	1 798	977
CHINA	63 830	6 391	3 562	NIGERIA	2 633	207	127
EXPORTS	8 466 666	565 938	315 857	CAMEROON	70 912	4 231	2 324
FRANCE	579 644	51 980	28 830	ZAIRE	14 005	910	521
BELGIUM LUX	311 720	18 963	10 815	MOZAMBIQUE	2 727	255	148
NETHERLANDS	3 158 576	186 610	104 065	USA	81 504	14 865	8 400
ITALY	234 150	16 380	9 112	CANADA	3 010	124	69
UNITED KINGDOM	475 333	31 080	17 363	HONDURAS	115 607	6 332	3 528
IRELAND	30 763	1 967	1 123	BRAZIL	69 623	9 275	5 188
DENMARK	492 510	37 644	20 997	PARAGUAY	6 716	1 147	639
GREECE	6 474	477	263	ARGENTINA	17 615	1 847	1 015
SPAIN	913	141	81	ISRAEL	213	211	123
CANARY IS	91 977	6 106	3 449	INDIA	2 052	1 515	822
ICELAND	1 985	216	119	THAILAND	19 944	2 763	1 523
NORWAY	3 873	423	240	INDONESIA	1 181 210	70 433	39 675
SWEDEN	161 442	10 748	6 011	MALAYSIA	716 486	49 656	27 766
FINLAND	1 578	423	233	SINGAPORE	16 672	1 165	641
SWITZERLAND	110 668	8 837	4 871	PHILIPPINES	1 767 579	121 701	67 441
AUSTRIA	268 058	20 982	11 715	CHINA	11 904	1 593	896
MALTA	1 772	149	86	JAPAN	390	413	229
SOVIET UNION	133 502	10 103	5 466	HONG KONG	98	56	33
POLAND	165 862	9 678	5 575	AUSTRALIA	5 111	907	488
CZECHOSLOVAKIA	2 403	153	89	PAPUA NEW GUINEA	115 432	6 289	3 467
ROMANIA	359	116	69	NEW ZEALAND	13	59	32
MOROCCO	1 000	120	65	SOLOMON IS	3 659	151	83
ALGERIA	285 444	19 860	11 189	FIJI	6 928	460	250
EGYPT	21 920	2 154	1 253	WEST SAMOA	19 984	975	531
SUDAN	2 455	241	135	EXPORTS	1 753 825	158 782	88 547
NIGER	1 250	140	76	FRANCE	158 532	16 584	9 267
CAPE VERDE	3 001	281	162	BELGIUM LUX	61 051	6 652	3 691
SENEGAL	47 205	3 157	1 714	NETHERLANDS	638 409	38 396	21 211
GAMBIA	19 986	1 745	990	ITALY	251 199	26 910	14 969
GUINEA	1 380	168	94	UNITED KINGDOM	57 782	5 976	3 307
SIERRA LEONE	1 920	175	97	IRELAND	580	77	43
GHANA	24 456	2 457	1 364	DENMARK	136 754	12 527	7 009
NIGERIA	3 408	376	205	GREECE	19 122	2 559	1 446
CAMEROON	10 717	906	488	PORTUGAL	2 745	352	197
GABON	741	120	66	SPAIN	6 103	719	393
CONGO	471	57	33	CANARY IS	806	238	137
BURUNDI	1 200	135	80	NORWAY	3 979	649	362
ANGOLA	3 277	350	195	SWEDEN	16 162	1 785	996
ETHIOPIA	3 192	350	195	FINLAND	2 313	593	328
SOMALIA	21 531	2 402	1 310	SWITZERLAND	30 587	6 862	3 848
TANZANIA	9 812	980	554	AUSTRIA	51 897	6 788	3 785
MOZAMBIQUE	13 951	1 275	719	MALTA	777	141	64
MADAGASCAR	2 550	302	167	YUGOSLAVIA	2 366	317	175
REUNION	1 111	144	78	TURKEY	3 261	616	344
MAURITIUS	1 928	226	127	POLAND	110 773	6 572	3 746
COMOROS	900	107	57	CZECHOSLOVAKIA	19 586	1 671	963
USA	61 963	3 801	2 125	HUNGARY	3 044	442	245
MEXICO	20 003	1 118	617	BULGARIA	2 802	783	477
GUATEMALA	7 666	695	424	MOROCCO	1 677	187	106
EL SALVADOR	1 350	133	79	ALGERIA	21 006	2 441	1 322
NICARAGUA	3 213	378	204	TUNISIA	11 361	1 186	666
PANAMA	6 500	441	262	EGYPT	17 700	2 215	1 254
HAITI	261 417	16 366	9 064	NIGERIA	5 041	700	394
DOMINIC REP	2 802	260	148	MAURITIUS	1 317	180	102
JAMAICA	5 604	208	113	REP S AFRICA	2 583	381	210
SURINAME	2 781	309	174	USA	1 224	424	235
FRENCH GUIAN	834	93	51	MEXICO	166	66	38
ECUADOR	1 750	210	113	VENEZUELA	6 936	656	364
CHILE	1 968	200	111	ECUADOR	897	121	66
LEBANON	5 930	620	357	PERU	272	70	38
SYRIA	19 345	1 649	929	ARGENTINA	2 564	404	222
IRAN	13 246	2 320	1 281	SYRIA	762	126	70
ISRAEL	3 402	242	133	IRAQ	2 285	311	173
JORDAN	11 257	777	466	IRAN	1 939	224	126
KUWAIT	1 407	137	76	ISRAEL	10 276	2 004	1 122
ARAB EMIRAT	31 000	2 075	1 139	JORDAN	5 393	642	357
OMAN	5 178	451	242	SAUDI ARABIA	16 926	2 074	1 154
AFGHANISTAN	502	61	34	KUWAIT	2 030	276	155
PAKISTAN	34 780	3 790	2 149	QATAR	2 251	221	122
INDIA	164 589	11 500	6 730	ARAB EMIRAT	6 102	795	438
INDONESIA	51 923	3 102	1 717	OMAN	923	227	126
SINGAPORE	221 189	12 037	6 650	INDIA	1 238	131	79
MONGOLIA	11 177	1 684	917	THAILAND	1 242	169	91
CHINA	210 997	11 979	6 616	INDONESIA	13 070	1 131	625
TAIWAN	15 417	1 032	565	MALAYSIA	1 277	130	70
HONG KONG	517 625	33 504	18 809	SINGAPORE	2 565	268	149
AUSTRALIA	6 006	370	208	PHILIPPINES	1 037	103	58
NEW ZEALAND	7 781	520	287	CHINA	25 004	1 442	883
FIJI	30 335	1 864	1 049	SOUTH KOREA	39	55	32
				TAIWAN	223	108	62
				AUSTRALIA	517	103	61
				NEW ZEALAND	922	191	109
424 FIXED VEG OIL NONSOFT				431 PROCESSED ANIMAL VEG OIL, ETC			
IMPORTS	5 525 485	425 660	237 248	IMPORTS	3 936 975	302 655	168 716
FRANCE	24 354	4 585	2 560	FRANCE	145 025	10 278	5 740
BELGIUM LUX	49 480	7 142	3 944	BELGIUM LUX	403 909	30 764	17 192
NETHERLANDS	538 587	63 800	35 587	NETHERLANDS	929 138	79 834	44 536
ITALY	11 648	2 409	1 338	ITALY	415 616	45 119	25 159
UNITED KINGDOM	2 107	2 672	1 514	UNITED KINGDOM	215 926	17 904	10 038
DENMARK	45 581	5 574	3 104	DENMARK	124 255	13 255	7 350
PORTUGAL	2 636	542	293	PORTUGAL	18 801	902	496
SPAIN	35 001	2 430	1 349				
SWITZERLAND	483	1 157	651				
AUSTRIA	502	679	379				

6 IMPORTS AND EXPORTS (SPECIAL TRADE) BY GROUPS OF THE SITC-REV. II AND BY COUNTRIES OF PRODUCTION AND CONSUMPTION 1987

GROUP COUNTRY	DT = 100 KG	1 000 DM	1 000 \$	GROUP COUNTRY	DT = 100 KG	1 000 DM	1 000 \$
SPAIN	24 010	1 724	960	BRAZIL	2 273	315	172
NORWAY	33 389	2 484	1 383	CHILE	3 365	592	326
SWEDEN	164 037	9 728	5 421	ARGENTINA	558	97	52
FINLAND	28 821	1 658	919	CYPRUS	3 117	546	306
SWITZERLAND	9 791	506	280	LEBANON	11 199	1 021	558
AUSTRIA	26 903	986	549	SYRIA	7 552	1 118	629
MALTA	381	63	37	IRAN	91 460	10 032	5 628
YUGOSLAVIA	101 375	4 921	2 756	ISRAEL	16 147	2 177	1 210
TURKEY	2 950	117	64	JORDAN	1 991	330	181
SOVIET UNION	1 448	560	308	SAUDI ARABIA	22 249	2 888	1 624
POLAND	102 765	3 503	1 947	KUWAIT	572	98	56
CZECHOSLOVA	53 138	2 691	1 510	ARAB EMIRAT	1 483	320	177
ROMANIA	6 442	238	130	NORTH YEMEN	1 289	346	191
MOROCCO	747	383	212	PAKISTAN	2 092	443	247
MALI	106	55	31	INDIA	11 922	1 505	845
SENEGAL	150	83	45	THAILAND	10 243	1 664	931
IVORY COAST	6 717	402	221	INDONESIA	4 045	676	371
CAMEROON	318	164	91	MALAYSIA	3 748	555	308
CENT AFR REP	518	282	160	SINGAPORE	5 327	773	434
ETHIOPIA	150	125	71	PHILIPPINES	2 724	488	267
TANZANIA	258	141	78	CHINA	675	180	99
USA	50 774	7 339	4 046	SOUTH KOREA	6 638	1 414	784
CANADA	2 218	347	191	JAPAN	8 032	1 668	927
MEXICO	2 235	1 004	551	TAIWAN	22 834	3 865	2 133
EL SALVADOR	161	84	47	HONG KONG	6 537	1 177	645
HAITI	127	80	43	AUSTRALIA	15 599	1 618	891
BRAZIL	19 720	5 705	3 186	NEW ZEALAND	1 633	246	137
CHILE	385	221	121				
URUGUAY	666	76	43				
ARGENTINA	95 875	3 794	2 100	511 HYDROCARBONS NES, DERIVS			
ISRAEL	143	266	148				
INDIA	3 179	861	480	IMPORTS	29 305 957	2 381 387	1 325 447
THAILAND	22 595	897	506	FRANCE	2 282 520	227 659	126 629
INDONESIA	178 661	8 449	4 662	BELGIUM LUX	2 780 477	234 205	130 495
MALAYSIA	646 459	34 399	19 177	NETHERLANDS	12 726 910	1 048 990	584 622
SINGAPORE	5 243	205	115	ITALY	819 645	74 987	41 751
PHILIPPINES	79 832	8 556	4 792	UNIT KINGDOM	3 341 165	239 936	133 544
CHINA	968	426	237	DENMARK	6 736	788	434
JAPAN	718	215	115	PORTUGAL	151 685	9 986	5 577
AUSTRALIA	5 195	374	208	SPAIN	1 246 433	79 720	44 434
NEW ZEALAND	396	206	112	NORWAY	6 893	531	312
				SWEDEN	163 865	10 351	5 818
EXPORTS	4 620 491	455 388	253 386	FINLAND	519 671	31 023	17 026
FRANCE	380 083	48 204	26 768	SWITZERLAND	33 220	6 232	3 455
BELGIUM LUX	284 304	31 929	17 787	AUSTRIA	185 998	12 829	7 110
NETHERLANDS	1 247 313	97 964	54 492	YUGOSLAVIA	77 293	4 254	2 371
ITALY	169 551	26 220	14 548	SOVIET UNION	579 207	39 492	21 943
UNIT KINGDOM	127 902	20 410	11 365	POLAND	143 515	9 052	5 063
IRELAND	4 085	432	241	CZECHOSLOVA	738 775	68 293	38 003
DENMARK	1 322 961	80 395	44 835	HUNGARY	461 020	25 730	14 238
GREECE	46 191	7 533	4 191	ROMANIA	1 000	142	79
PORTUGAL	13 788	2 453	1 368	BULGARIA	5 014	333	179
SPAIN	32 899	5 144	2 851	LIBYA	367 723	27 377	15 273
ICELAND	3 939	543	303	REP S AFRICA	7 720	1 035	571
NORWAY	5 561	1 226	684	USA	1 722 697	140 056	77 392
SWEDEN	38 344	4 760	2 660	CANADA	109 519	12 719	7 041
FINLAND	3 483	744	416	MEXICO	2 390	333	184
SWITZERLAND	56 508	9 975	5 548	PANAMA	21 897	1 476	887
AUSTRIA	149 694	16 400	10 221	VENEZUELA	60 356	3 845	2 098
MALTA	2 413	361	202	BRAZIL	439 699	32 308	17 786
YUGOSLAVIA	19 236	2 988	1 684	ISRAEL	46 259	3 514	1 940
TURKEY	12 388	4 165	2 300	SAUDI ARABIA	68 078	6 562	3 792
SOVIET UNION	33 464	9 520	5 218	QATAR	35 999	2 844	1 531
POLAND	200 075	16 131	9 007	ARAB EMIRAT	39 879	3 150	1 874
CZECHOSLOVA	12 655	2 500	1 392	INDIA	232	121	67
HUNGARY	19 213	3 860	2 148	CHINA	1 909	2 546	1 388
ROMANIA	5 507	762	430	SOUTH KOREA	1 689	142	78
BULGARIA	19 628	2 392	1 326	JAPAN	108 613	18 693	10 382
MOROCCO	11 552	1 933	1 088	TAIWAN	23	60	34
ALGERIA	1 014	148	82				
TUNISIA	13 074	1 576	864	EXPORTS	18 983 907	1 925 453	1 073 440
LIBYA	1 356	732	413	FRANCE	2 177 645	215 850	120 705
EGYPT	18 595	3 427	1 919	BELGIUM LUX	4 089 186	463 006	257 174
MAURITANIA	1 295	95	58	NETHERLANDS	4 970 762	371 697	206 421
MALI	13 302	1 120	618	ITALY	1 214 431	141 912	79 206
BURKINA FASO	6 577	484	261	UNIT KINGDOM	1 339 280	119 028	66 045
SENEGAL	588	93	52	IRELAND	12 595	1 802	1 006
GAMBIA	12 914	871	483	DENMARK	52 967	10 268	5 721
SIERRA LEONE	1 558	119	65	GREECE	43 052	5 250	2 915
IVORY COAST	2 229	321	176	PORTUGAL	185 321	14 910	8 244
NIGERIA	5 374	675	390	SPAIN	221 656	35 111	19 501
CAMEROON	342	95	52	CANARY IS	33	71	38
CENT AFR REP	1 620	120	65	ICELAND	333	128	66
ZAIRE	1 179	114	69	NORWAY	11 481	2 819	1 579
BURUNDI	1 895	186	114	SWEDEN	340 058	42 247	24 162
ETHIOPIA	450	80	48	FINLAND	259 062	21 866	12 231
KENYA	1 295	179	100	SWITZERLAND	569 880	74 227	41 439
TANZANIA	1 986	261	144	AUSTRIA	1 402 318	112 737	62 931
MAURITIUS	8 143	1 120	618	MALTA	607	153	85
REP S AFRICA	4 412	914	505	YUGOSLAVIA	49 984	8 647	4 911
USA	4 409	903	513	TURKEY	18 437	4 373	2 436
CANADA	1 329	227	125	SOVIET UNION	226 742	17 691	9 965
MEXICO	276	116	65	POLAND	27 506	6 933	3 892
GUATEMALA	635	95	57	CZECHOSLOVA	36 524	8 534	4 744
NICARAGUA	372	86	47	HUNGARY	26 185	6 375	3 545
COSTA RICA	329	60	34	ROMANIA	1 147	604	335
HAITI	1 007	151	84	BULGARIA	7 706	1 100	631
JAMAICA	7 541	656	365	ALBANIA	248	59	36
TRINIDAD TOB	2 017	664	368	MOROCCO	5 700	773	428
COLOMBIA	2 590	398	220	ALGERIA	13 912	1 803	1 046
VENEZUELA	5 218	749	412	TUNISIA	3 062	694	387
ECUADOR	2 781	669	376	LIBYA	136	102	56
PERU	1 064	234	130	EGYPT	12 653	1 835	1 026

6 IMPORTS AND EXPORTS (SPECIAL TRADE) BY GROUPS OF THE SITC-REV. II AND BY COUNTRIES OF PRODUCTION AND CONSUMPTION 1987

GROUP COUNTRY	DT * 100 KG	1 000 DM	1 000 \$	GROUP COUNTRY	DT * 100 KG	1 000 DM	1 000 \$
SENEGAL	265	110	62	BRAZIL	14 990	3 399	1 935
GUINEA	247	53	30	CHILE	5 448	1 186	652
LIBERIA	208	61	35	PARAGUAY	70	157	90
IVORY COAST	2 525	912	512	URUGUAY	245	61	33
GHANA	1 477	352	193	ARGENTINA	7 674	893	494
TOGO	102	70	39	ISRAEL	47	122	72
NIGERIA	8 892	1 742	972	SAUDI ARABIA	963 787	19 676	10 911
CAMEROON	2 105	492	279	BAHRAIN	12 012	287	176
CONGO	971	121	67	INDIA	124	145	81
ZAIRE	1 443	302	170	SRI LANKA	4 919	799	430
BURUNDI	122	63	35	BURMA	1 000	218	130
ANGOLA	412	263	153	INDONESIA	10 541	258	140
ETHIOPIA	345	250	144	MALAYSIA	118 225	8 869	4 945
KENYA	3 894	487	275	SINGAPORE	763	83	47
TANZANIA	162	61	33	PHILIPPINES	60 181	8 112	4 544
MOZAMBIQUE	381	92	49	CHINA	5 943	7 609	4 251
MADAGASCAR	418	145	79	SOUTH KOREA	10 074	2 080	1 161
ZIMBABWE	624	177	103	JAPAN	32 569	24 720	13 765
REP S AFRICA	42 924	6 106	3 399	TAIWAN	93	202	119
USA	491 225	61 989	34 782	NEW ZEALAND	275 125	5 492	3 046
CANADA	8 267	2 503	1 386	EXPORTS	14 051 269	2 373 655	1 323 578
MEXICO	7 302	2 439	1 369	FRANCE	1 350 811	218 003	121 585
GUATEMALA	338	113	64	BELGIUM LUX	1 021 814	152 460	84 949
EL SALVADOR	1 534	210	120	NETHERLANDS	2 993 988	438 908	244 607
TRINIDAD TOB	223	81	44	ITALY	1 424 263	234 724	130 873
COLOMBIA	6 992	1 761	982	UNTD KINGDOM	974 280	169 426	94 583
VENEZUELA	6 790	2 724	1 514	IRELAND	40 608	6 801	3 771
ECUADOR	1 916	429	234	DENMARK	318 980	48 688	27 111
PERU	7 780	1 161	646	GREECE	26 616	7 270	4 047
BRAZIL	40 521	8 877	4 969	PORTUGAL	68 444	11 066	6 133
CHILE	1 813	941	528	SPAIN	301 207	64 886	36 175
URUGUAY	1 121	192	107	CANARY IS	184	161	85
ARGENTINA	11 991	1 620	893	ICELAND	382	147	83
CYPRUS	362	84	46	NORWAY	86 569	17 579	9 771
LEBANON	410	160	86	SWEDEN	184 995	31 453	17 526
SYRIA	1 183	232	129	FINLAND	101 579	15 671	8 734
IRAQ	4 096	1 258	699	SWITZERLAND	646 800	106 625	59 500
IRAN	19 653	4 369	2 400	AUSTRIA	396 082	52 372	29 213
ISRAEL	103 135	11 832	6 585	YUGOSLAVIA	115 677	22 619	12 575
JORDAN	5 707	635	351	TURKEY	199 007	30 312	16 940
SAUDI ARABIA	35 714	5 256	2 952	SOVIET UNION	134 294	34 893	19 307
KUWAIT	6 981	1 594	897	POLAND	140 993	29 929	16 769
BAHRAIN	1 522	397	225	CZECHOSLOVA	116 609	28 606	15 857
QATAR	510	146	79	HUNGARY	143 130	25 603	14 246
ARAB EMIRAT	3 956	656	366	ROMANIA	46 402	12 368	6 597
OMAN	248	58	31	BULGARIA	31 525	8 596	4 231
PAKISTAN	5 082	1 453	811	ALBANIA	180	90	48
INDIA	10 617	2 960	1 670	MOROCCO	6 513	1 541	853
BANGLADESH	280	117	64	ALGERIA	20 944	3 531	1 979
SRI LANKA	172	119	66	TUNISIA	1 358	365	198
NEPAL	170	76	41	LIBYA	940	351	194
THAILAND	10 292	2 342	1 295	EGYPT	9 109	1 689	945
INDONESIA	4 474	1 287	719	SUDAN	174	73	41
MALAYSIA	32 633	3 523	2 085	SENEGAL	319	95	53
SINGAPORE	21 215	2 865	1 600	IVORY COAST	1 459	526	297
PHILIPPINES	4 514	705	405	GHANA	101	66	34
CHINA	373 284	45 569	25 658	NIGERIA	9 284	1 930	1 084
SOUTH KOREA	29 839	5 884	3 296	CAMEROON	2 435	711	391
JAPAN	109 634	21 527	12 017	ZAIRE	856	254	139
TAIWAN	117 075	9 753	5 598	RWANDA	605	205	117
HONG KONG	11 225	3 487	1 947	ANGOLA	80	71	36
AUSTRALIA	91 970	6 792	3 712	ETHIOPIA	161	134	73
NEW ZEALAND	240	159	88	KENYA	5 388	982	551
512 ALCOHOLS, PHENOLS, ETC				TANZANIA	173	71	39
IMPORTS	16 697 658	1 038 061	578 920	MOZAMBIQUE	416	72	42
FRANCE	1 019 690	203 926	113 511	MAURITIUS	234	103	56
BELGIUM LUX	1 072 678	101 123	56 311	ZAMBIA	704	227	124
NETHERLANDS	9 025 699	296 574	165 808	ZIMBABWE	190	80	43
ITALY	328 690	59 380	32 943	REP S AFRICA	105 890	18 006	10 083
UNTD KINGDOM	1 019 465	88 497	49 175	USA	654 042	177 788	98 993
IRELAND	526	427	242	CANADA	220 491	20 040	11 111
DENMARK	3 299	538	299	MEXICO	37 667	9 031	5 086
PORTUGAL	314	135	73	GUATEMALA	2 371	687	384
SPAIN	65 381	10 208	5 785	HONDURAS	882	245	131
NORWAY	48 580	27 458	15 061	EL SALVADOR	1 023	295	160
SWEDEN	46 221	11 030	6 182	NICARAGUA	364	192	108
FINLAND	4 632	3 192	1 787	COSTA RICA	942	367	209
SWITZERLAND	144 876	24 084	13 467	PANAMA	144	69	39
AUSTRIA	2 507	258	149	CUBA	6 438	2 327	1 302
YUGOSLAVIA	9 695	588	335	DOMINIC REP	2 958	490	269
SOVIET UNION	1 190 145	29 351	16 512	JAMAICA	1 387	273	151
POLAND	86 101	8 437	4 705	NETH ANTILL	866	351	196
CZECHOSLOVA	39 379	6 431	3 617	COLOMBIA	21 411	3 754	2 102
HUNGARY	28 294	3 874	2 170	VENEZUELA	15 365	5 667	3 151
ROMANIA	16 384	1 814	1 062	ECUADOR	4 546	1 085	594
MOROCCO	5 251	591	331	PERU	3 931	1 727	961
LIBYA	578 854	11 751	6 655	BRAZIL	55 717	20 354	11 479
EGYPT	20 955	2 389	1 296	CHILE	5 145	1 623	901
SENEGAL	12 869	1 430	781	BOLIVIA	306	157	88
IVORY COAST	27 139	3 287	1 856	PARAGUAY	577	157	86
GHANA	2 995	329	177	URUGUAY	663	336	194
BENIN	646	80	43	ARGENTINA	12 357	4 744	2 638
NIGERIA	22 665	2 962	1 674	CYPRUS	1 218	123	67
CAMEROON	2 493	262	144	LEBANON	5 154	1 481	809
KENYA	3 000	320	173	SYRIA	2 198	718	410
REP S AFRICA	8 697	3 879	2 243	IRAQ	519	367	199
USA	197 996	42 771	23 808	IRAN	24 923	6 309	3 501
CANADA	12 874	833	455	ISRAEL	101 140	18 319	10 239
MEXICO	4 659	1 143	632	JORDAN	9 189	1 582	897
TRINIDAD TOB	99 173	2 021	1 112	SAUDI ARABIA	9 333	1 501	826
GUYANA	20 446	2 235	1 257	KUWAIT	5 182	1 105	606
				ARAB EMIRAT	2 608	440	248

6 IMPORTS AND EXPORTS (SPECIAL TRADE) BY GROUPS OF THE SITC-REV. II AND BY COUNTRIES OF PRODUCTION AND CONSUMPTION 1987

GROUP COUNTRY	DT = 100 KG	1 000 DM	1 000 \$	GROUP COUNTRY	DT = 100 KG	1 000 DM	1 000 \$
AFGHANISTAN	468	177	96	SENEGAL	3 531	600	334
PAKISTAN	13 349	2 017	1 126	LIBERIA	621	79	44
INDIA	155 352	24 262	13 542	IVORY COAST	13 845	2 188	1 224
BANGLADESH	1 620	296	167	GHANA	2 183	637	344
SRI LANKA	489	288	164	TOGO	94	54	30
THAILAND	14 031	3 765	2 093	NIGERIA	31 306	6 737	3 739
LAOS	1 962	282	155	CAMEROON	1 421	302	166
VIETNAM	1 114	311	172	ZAIRE	441	80	45
INDONESIA	11 316	3 683	2 057	ANGOLA	1 508	277	152
MALAYSIA	3 816	1 613	899	ETHIOPIA	1 738	299	166
SINGAPORE	18 076	2 031	1 124	KENYA	5 120	1 530	867
PHILIPPINES	12 361	1 414	775	TANZANIA	589	207	115
CHINA	301 765	53 553	29 593	MAURITIUS	2 946	723	412
NORTH KOREA	8 168	1 275	707	ZIMBABWE	3 576	1 079	630
SOUTH KOREA	173 799	29 227	16 242	REP S AFRICA	30 456	9 772	5 429
JAPAN	223 892	52 792	29 531	SWAZILAND	7	62	34
TAIWAN	826 507	103 171	58 118	USA	485 784	123 299	68 805
HONG KONG	10 868	2 749	1 513	CANADA	31 833	34 215	18 870
MACAO	540	141	84	MEXICO	16 318	5 971	3 327
AUSTRALIA	17 794	5 052	2 837	GUATEMALA	1 215	709	395
NEW ZEALAND	9 151	1 150	664	HONDURAS	524	160	88
				EL SALVADOR	1 824	1 509	825
				COSTA RICA	4 974	926	521
				PANAMA	194	67	36
513 ORGANIC ACIDS, ETC				CUBA	6 428	1 523	864
IMPORTS	6 882 370	1 390 639	774 509	HAITI	388	85	46
FRANCE	1 699 033	354 598	197 537	BAHAMAS	615	93	51
BELGIUM LUX	1 088 167	177 364	98 744	DOMINIC REP	9 833	1 801	1 014
NETHERLANDS	1 321 250	205 164	114 359	JAMAICA	1 062	230	129
ITALY	526 228	113 592	63 143	COLOMBIA	47 202	13 345	7 457
UNT D KINGDOM	709 466	130 116	72 508	VENEZUELA	21 672	6 551	3 639
IRELAND	24 357	16 403	9 055	ECUADOR	2 546	4 914	2 746
DENMARK	46 476	9 242	5 179	PERU	9 286	5 475	3 050
PORTUGAL	4 168	1 467	803	BRAZIL	31 430	15 260	8 546
SPAIN	53 059	14 883	8 334	CHILE	7 602	2 270	1 255
NORWAY	3 482	1 548	864	BOLIVIA	1 296	345	191
SWEDEN	67 186	21 384	11 845	PARAGUAY	442	169	91
FINLAND	5 414	830	466	URUGUAY	8 113	1 477	830
SWITZERLAND	93 447	81 320	45 253	ARGENTINA	39 689	9 014	5 013
AUSTRIA	160 787	38 688	21 513	CYPRUS	1 448	447	250
YUGOSLAVIA	9 360	1 384	766	LEBANON	5 316	1 035	577
TURKEY	7 908	1 157	664	SYRIA	6 135	1 364	799
SOVIET UNION	25 283	3 428	1 916	IRAQ	4 001	968	533
POLAND	13 857	3 092	1 703	IRAN	205 227	26 842	15 448
CZECHOSLOVA	51 682	8 770	4 942	ISRAEL	144 330	33 510	18 645
HUNGARY	9 788	1 547	876	JORDAN	8 847	1 468	831
ROMANIA	41 982	7 106	3 968	SAUDI ARABIA	5 769	3 271	1 813
BULGARIA	12 742	2 478	1 383	KUWAIT	16 485	2 496	1 399
TUNISIA	850	107	59	QATAR	468	703	384
REP S AFRICA	1 282	352	195	ARAB EMIRAT	5 780	1 085	606
USA	687 182	125 867	70 234	NORTH YEMEN	115	88	49
CANADA	14 987	2 898	1 611	AFGHANISTAN	136	82	44
MEXICO	19 095	3 095	1 726	PAKISTAN	88 302	12 635	7 030
PANAMA	10	247	146	INDIA	82 922	16 208	9 022
BRAZIL	10 343	1 754	980	BANGLADESH	20 438	2 889	1 607
ARGENTINA	358	353	193	SRI LANKA	7 683	1 147	639
SAUDI ARABIA	821	133	73	BURMA	1 831	1 370	206
INDIA	1 212	448	253	THAILAND	35 520	5 765	3 198
INDONESIA	7 733	1 720	973	VIETNAM	1 002	134	73
MALAYSIA	7 659	780	433	INDONESIA	25 236	5 946	3 297
PHILIPPINES	1 725	445	252	MALAYSIA	51 287	6 954	3 869
CHINA	73 008	19 202	10 675	SINGAPORE	125 647	16 347	9 114
SOUTH KOREA	3 665	598	328	PHILIPPINES	24 834	4 707	2 628
JAPAN	50 932	30 489	16 912	CHINA	513 462	60 099	33 461
TAIWAN	11 260	1 882	1 031	NORTH KOREA	2 193	378	215
HONG KONG	430	82	46	SOUTH KOREA	153 589	30 437	17 022
NEW ZEALAND	104	719	396	JAPAN	199 430	60 630	33 838
EXPORTS	12 948 292	2 611 062	1 455 283	TAIWAN	130 333	22 640	12 632
FRANCE	1 343 128	314 150	174 925	HONG KONG	209 720	33 199	18 414
BELGIUM LUX	763 288	134 331	74 872	AUSTRALIA	30 041	18 690	10 726
NETHERLANDS	2 401 997	343 945	191 110	NEW ZEALAND	32 533	5 785	3 177
ITALY	1 182 300	240 650	133 997	514 NITROGEN-FUNCTN COMPOUNDS			
UNT D KINGDOM	991 869	229 335	127 521	IMPORTS	5 439 211	2 716 819	1 514 515
IRELAND	64 565	11 008	6 159	FRANCE	1 647 439	508 184	283 839
DENMARK	191 549	39 284	21 904	BELGIUM LUX	851 460	257 442	143 421
GREECE	127 553	25 891	14 435	NETHERLANDS	813 580	164 399	91 478
PORTUGAL	40 274	11 266	6 255	ITALY	153 813	293 783	164 596
SPAIN	382 963	98 768	55 002	UNT D KINGDOM	578 987	839 381	467 500
CANARY IS	799	346	194	IRELAND	20 164	21 893	12 207
ICELAND	1 603	529	291	DENMARK	4 137	2 742	1 536
NORWAY	288 484	25 827	14 421	PORTUGAL	1 152	278	162
SWEDEN	232 955	48 174	26 843	SPAIN	32 928	20 526	11 363
FINLAND	105 501	21 098	11 754	NORWAY	9 272	25 416	14 344
SWITZERLAND	588 439	137 425	76 757	SWEDEN	40 011	16 912	9 467
AUSTRIA	229 749	51 993	28 975	FINLAND	708	6 040	3 341
MALTA	139	94	53	SWITZERLAND	54 506	178 496	99 129
YUGOSLAVIA	134 609	28 422	15 951	AUSTRIA	663 519	81 827	45 658
TURKEY	248 770	43 075	23 938	YUGOSLAVIA	32 133	9 989	5 518
SOVIET UNION	142 006	35 454	19 730	TURKEY	356	141	78
POLAND	44 459	19 085	10 726	SOVIET UNION	856	619	335
CZECHOSLOVA	61 252	23 072	12 854	POLAND	20 390	4 560	2 531
HUNGARY	86 501	27 673	15 337	CZECHOSLOVA	23 129	9 389	5 195
ROMANIA	24 101	4 833	2 720	HUNGARY	25 341	8 892	4 975
BULGARIA	51 519	12 973	7 364	ROMANIA	3 138	421	241
ALBANIA	3 052	518	289	BULGARIA	5 362	553	308
MOROCCO	41 399	6 766	3 738	USA	243 589	121 538	67 620
ALGERIA	137 595	25 300	14 323	CANADA	9 128	986	545
TUNISIA	20 945	7 660	4 288	MEXICO	3 892	2 040	1 144
LIBYA	1 257	747	407	BRAZIL	46 305	13 227	7 474
EGYPT	38 175	8 027	4 541	CHILE	355	134	74
SUDAN	402	179	98	ARGENTINA	19 735	1 725	981
MALI	1 077	213	115				

6 IMPORTS AND EXPORTS (SPECIAL TRADE) BY GROUPS OF THE SITC-REV. II AND BY COUNTRIES OF PRODUCTION AND CONSUMPTION 1987

GROUP COUNTRY	DT = 100 KG	1 000 DM	1 000 \$	GROUP COUNTRY	DT = 100 KG	1 000 DM	1 000 \$
ISRAEL	9 198	7 973	4 343	KUWAIT	8 166	2 734	1 517
INDIA	12 733	13 663	7 595	BAHRAIN	798	262	148
THAILAND	2 029	826	463	QATAR	1 071	453	251
INDONESIA	3 710	869	482	ARAB EMIRAT	1 995	751	420
CHINA	11 520	9 235	5 107	OMAN	795	248	144
SOUTH KOREA	15 027	7 976	4 478	NORTH YEMEN	1 109	376	209
JAPAN	66 668	80 076	44 391	AFGHANISTAN	30	153	85
TAIWAN	12 576	4 468	2 480	PAKISTAN	13 614	8 034	4 446
HONG KONG	305	133	82	INDIA	61 679	44 999	25 089
EXPORTS	6 737 699	4 309 764	2 400 619	BANGLADESH	1 342	818	451
FRANCE	899 458	346 265	192 791	SRI LANKA	1 570	1 038	575
BELGIUM LUX	626 727	174 682	97 179	NEPAL	320	132	74
NETHERLANDS	833 936	1 037 623	575 323	BURMA	307	326	181
ITALY	789 816	322 422	179 747	THAILAND	13 609	9 035	5 026
UNTD KINGDOM	353 676	274 459	153 245	VIETNAM	210	184	101
IRELAND	18 331	13 324	7 386	INDONESIA	22 157	15 395	8 489
DENMARK	67 297	22 675	12 657	MALAYSIA	17 344	8 261	4 596
GREECE	30 193	15 863	8 847	SINGAPORE	38 229	14 107	7 945
PORTUGAL	45 313	22 945	12 834	PHILIPPINES	8 180	5 623	3 128
SPAIN	289 687	128 486	71 557	CHINA	147 685	61 431	34 949
CEUTA MEL	2	218	117	NORTH KOREA	152	108	63
ICELAND	64	65	35	SOUTH KOREA	48 483	40 909	22 920
NORWAY	16 685	8 654	4 819	JAPAN	219 564	212 428	118 714
SWEDEN	74 046	37 833	21 135	TAIWAN	82 601	38 080	21 136
FINLAND	54 106	17 490	9 719	HONG KONG	9 020	5 673	3 133
SWITZERLAND	401 089	332 031	185 216	AUSTRALIA	21 309	11 250	6 271
AUSTRIA	73 117	41 981	23 330	AUST OCEANIA	180	78	48
MALTA	650	743	409	NEW ZEALAND	5 886	2 742	1 517
YUGOSLAVIA	34 168	32 415	16 029	FR POLYNESIA	435	143	78
TURKEY	84 086	37 990	21 223	515 ORG-INORG COMPOUNDS ETC			
SOVIET UNION	171 178	100 558	55 946	IMPORTS	1 924 433	1 602 175	891 677
POLAND	25 182	23 289	13 104	FRANCE	260 112	192 032	106 804
CZECHOSLOVA	26 925	20 860	11 579	BELGIUM LUX	708 256	265 376	147 330
HUNGARY	73 216	47 016	26 078	NETHERLANDS	291 032	99 337	55 373
ROMANIA	7 140	6 954	3 945	ITALY	40 431	51 928	28 822
BULGARIA	13 786	10 964	6 245	UNTD KINGDOM	137 682	187 218	103 948
ALBANIA	274	119	63	IRELAND	5 426	51 388	28 982
MOROCCO	3 693	1 778	980	DENMARK	6 594	6 824	3 835
ALGERIA	22 298	8 754	4 862	SPAIN	10 447	17 423	9 647
TUNISIA	1 990	659	363	NORWAY	24	78	45
LIBYA	15 858	3 811	2 127	SWEDEN	3 605	5 553	3 111
EGYPT	9 270	9 782	5 460	FINLAND	4 624	6 781	3 797
SUDAN	546	405	226	SWITZERLAND	31 165	219 450	121 563
MALI	96	118	64	AUSTRIA	47 410	17 775	9 958
NIGER	157	222	125	YUGOSLAVIA	27 668	8 221	4 587
CHAD	57	170	93	TURKEY	1 880	955	541
SENEGAL	1 445	769	428	SOVIET UNION	1 312	1 739	976
SIERRA LEONE	259	85	48	POLAND	19 208	6 052	3 350
IVORY COAST	1 425	811	446	CZECHOSLOVA	3 579	4 372	2 688
GHANA	1 992	4 894	2 731	HUNGARY	12 108	15 691	8 790
TOGO	179	419	230	ROMANIA	22 431	4 486	2 542
BENIN	144	161	89	BULGARIA	15 161	3 416	1 914
NIGERIA	54 987	28 771	16 142	EGYPT		58	32
CAMEROON	972	2 268	1 250	REP S AFRICA	17 705	6 203	3 453
GABON	213	181	105	USA	95 515	182 453	101 785
CONGO	98	97	53	CANADA	835	2 233	1 293
ZAIRE	2 248	2 250	1 278	MEXICO	269	760	415
RWANDA	41	49	30	BAHAMAS		58	32
BURUNDI	2 324	1 181	652	BRAZIL	255	1 448	796
ANGOLA	410	380	210	ARGENTINA	9	68	38
ETHIOPIA	1 558	1 325	729	ISRAEL	1 671	935	524
KENYA	2 948	1 388	771	SAUDI ARABIA	31 891	6 021	3 345
TANZANIA	2 331	1 030	567	INDIA	9 042	11 936	6 697
MOZAMBIQUE	1 028	1 037	584	SINGAPORE	425	15 153	8 704
MADAGASCAR	103	122	68	CHINA	32 464	40 985	22 803
REUNION	892	368	208	SOUTH KOREA	9 031	9 019	4 997
MAURITIUS	976	816	455	JAPAN	72 809	154 362	86 013
ZAMBIA	458	353	205	TAIWAN	1 453	3 595	1 981
ZIMBABWE	13 716	6 344	3 522	HONG KONG	648	179	101
REP S AFRICA	78 889	24 663	13 689	EXPORTS	2 502 645	3 019 496	1 682 476
USA	310 402	331 117	184 672	FRANCE	191 364	239 348	133 700
CANADA	108 540	24 631	13 741	BELGIUM LUX	145 282	163 508	91 443
MEXICO	27 467	34 300	19 195	NETHERLANDS	282 552	162 565	90 394
GUATEMALA	2 246	2 765	1 526	ITALY	363 147	356 617	198 663
EL SALVADOR	319	1 010	557	UNTD KINGDOM	174 070	175 335	97 382
NICARAGUA	2 844	2 210	1 207	IRELAND	9 502	13 973	7 796
COSTA RICA	426	469	252	DENMARK	17 020	22 282	12 477
PANAMA	83	417	231	GREECE	13 869	23 806	13 186
CUBA	1 391	816	448	PORTUGAL	8 622	22 481	12 535
BAHAMAS	11	73	44	SPAIN	79 013	117 340	65 230
DOMINIC REP	1 876	803	443	ICELAND	85	81	45
BARBADOS	460	497	274	NORWAY	8 009	10 920	6 077
NETH ANTILL	300	130	70	SWEDEN	19 163	18 479	10 339
COLOMBIA	19 922	14 120	7 753	FINLAND	6 969	8 575	4 797
VENEZUELA	27 556	20 568	11 562	SWITZERLAND	202 114	180 181	100 880
GUYANA	19	80	44	AUSTRIA	44 071	45 297	25 208
ECUADOR	2 248	3 719	2 087	ANDORRA	7	282	159
PERU	2 115	4 677	2 585	MALTA	91	282	154
BRAZIL	89 516	94 422	53 068	YUGOSLAVIA	24 061	43 529	24 497
CHILE	4 855	3 262	1 804	TURKEY	16 363	44 566	24 883
BOLIVIA	990	497	280	SOVIET UNION	62 424	108 408	59 521
PARAGUAY	253	223	123	POLAND	36 649	47 139	26 307
URUGUAY	1 629	2 370	1 316	CZECHOSLOVA	22 319	39 819	21 881
ARGENTINA	15 231	27 347	15 185	HUNGARY	22 272	21 615	11 967
CYPRUS	713	336	179	ROMANIA	6 034	7 458	4 165
LEBANON	639	248	146	BULGARIA	11 365	10 734	6 015
SYRIA	4 272	1 245	693	ALBANIA	30	73	42
IRAQ	2 458	1 084	601	MOROCCO	514	2 584	1 430
IRAN	35 917	20 807	11 601	ALGERIA	4 855	2 773	1 556
ISRAEL	59 572	31 088	17 391				
JORDAN	6 255	1 802	1 012				
SAUDI ARABIA	44 920	13 075	7 284				

6 IMPORTS AND EXPORTS (SPECIAL TRADE) BY GROUPS OF THE SITC-REV. II AND BY COUNTRIES OF PRODUCTION AND CONSUMPTION 1987

GROUP COUNTRY	DT * 100 KG	1 000 DM	1 000 \$	GROUP COUNTRY	DT * 100 KG	1 000 DM	1 000 \$
TUNISIA	161	243	139	MEXICO	1 440	1 005	555
LIBYA	1 907	1 255	685	PANAMA	10	341	190
EGYPT	2 143	16 013	9 210	NETH ANTILL	100	2 779	1 539
SUDAN	77	244	134	BRAZIL	251 541	12 481	7 012
BURKINA FASO	402	129	71	CHILE	127	182	101
SENEGAL	241	345	188	ARGENTINA	58	2 375	1 325
IVORY COAST	256	500	271	ISRAEL	58 115	9 048	5 084
BENIN	20	54	52	SAUDI ARABIA	16 998	1 269	700
NIGERIA	1 955	2 903	1 613	INDIA	5 507	5 024	2 830
CONGO	17	72	43	CHINA	6 799	3 839	2 124
ZAIRE	37	108	60	JAPAN	36 504	46 232	25 778
BURUNDI	1 030	1 948	1 048	TAIWAN	1 721	2 267	1 272
ETHIOPIA	31	70	39	AUSTRALIA	35	91	49
KENYA	1 054	1 382	773	EXPORTS	8 662 466	1 808 897	1 009 745
TANZANIA	252	229	132	FRANCE	713 631	167 925	93 718
MOZAMBIQUE	330	586	316	BELGIUM LUX	1 301 316	186 844	104 140
MADAGASCAR	103	103	57	NETHERLANDS	2 503 971	308 228	172 064
ZAMBIA	10 140	2 054	1 118	ITALY	683 271	163 722	91 317
ZIMBABWE	382	445	253	UNITD KINGDOM	675 566	125 714	70 141
REP S AFRICA	32 297	33 401	18 512	IRELAND	17 673	6 945	3 853
USA	234 124	289 964	162 535	DENMARK	188 128	20 226	11 272
CANADA	12 516	20 251	11 259	GREECE	5 959	4 574	2 533
MEXICO	38 751	58 692	32 659	PORTUGAL	21 379	6 815	3 801
GUATEMALA	4 223	8 815	4 874	SPAIN	370 573	66 435	37 043
EL SALVADOR	1 141	4 788	2 621	ICELAND	209	116	63
NICARAGUA	671	1 462	849	NORWAY	12 923	5 065	2 827
COSTA RICA	4 396	9 474	5 232	SWEDEN	169 144	28 964	16 143
PANAMA	224	496	269	FINLAND	26 344	11 607	6 517
CUBA	785	983	558	SWITZERLAND	537 289	154 059	85 972
BAHAMAS	790	8 929	4 883	AUSTRIA	238 858	36 173	20 134
DOMINIC REP	745	564	312	YUGOSLAVIA	39 176	15 250	8 561
COLOMBIA	7 595	19 595	10 861	TURKEY	36 420	12 638	7 062
VENEZUELA	9 506	29 966	16 511	SOVIET UNION	127 683	27 315	15 283
GUYANA	45	77	43	POLAND	38 166	11 090	6 222
ECUADOR	577	6 940	3 871	CZECHOSLOVA	40 760	9 096	5 055
PERU	3 800	9 916	5 505	HUNGARY	46 906	19 096	10 563
BRAZIL	45 602	84 877	47 447	ROMANIA	1 716	1 181	668
CHILE	2 582	6 458	3 560	BULGARIA	9 481	3 615	2 004
BOLIVIA	543	496	273	ALBANIA	19	77	42
PARAGUAY	543	836	476	MOROCCO	1 089	632	355
URUGUAY	270	2 264	1 256	ALGERIA	401	321	182
ARGENTINA	18 247	32 796	18 109	TUNISIA	953	295	158
CYPRUS	595	308	172	LIBYA	511	217	124
LEBANON	61	175	97	EGYPT	11 527	3 203	1 818
SYRIA	90	188	107	SUDAN	162	280	158
IRAQ	52	4 973	2 738	MAURITANIA	285	332	195
IRAN	3 686	4 076	2 269	BURKINA FASO	213	238	133
ISRAEL	12 137	17 864	9 969	NIGER	1 338	1 589	896
JORDAN	138	221	123	CHAD	370	432	240
SAUDI ARABIA	7 427	3 092	1 723	SENEGAL	627	881	522
KUWAIT	752	679	377	IVORY COAST	1 952	1 123	614
ARAB EMIRAT	324	210	115	GHANA	46	66	35
OMAN	1 466	264	145	TOGO	695	87	53
NORTH YEMEN	247	235	129	NIGERIA	1 398	1 226	698
AFGHANISTAN	285	1 497	849	CAMEROON	91	107	59
PAKISTAN	7 628	31 487	17 437	GABON	317	111	63
INDIA	15 443	15 885	8 894	ZAIRE	303	224	128
BANGLADESH	82	1 068	599	RWANDA	64	91	52
SRI LANKA	598	785	458	ANGOLA	111	92	50
BURMA	95	238	135	ETHIOPIA	998	1 555	846
THAILAND	5 081	9 529	5 292	KENYA	276	325	177
VIETNAM	240	383	215	TANZANIA	1 010	1 149	682
INDONESIA	5 935	15 788	8 784	MADAGASCAR	38	66	35
MALAYSIA	4 652	5 384	3 035	REUNION	145	187	103
SINGAPORE	11 207	5 066	2 825	ZAMBIA	53	67	37
PHILIPPINES	4 293	10 983	6 054	ZIMBABWE	2 115	2 424	1 356
CHINA	60 271	31 012	17 099	REP S AFRICA	50 250	11 995	6 677
SOUTH KOREA	27 632	33 801	18 820	USA	244 887	129 436	72 441
JAPAN	93 856	218 904	122 208	CANADA	57 342	10 089	5 886
TAIWAN	7 411	11 571	6 434	MEXICO	6 223	6 103	3 405
HONG KONG	4 336	7 487	4 145	GUATEMALA	1 003	1 104	608
AUSTRALIA	13 028	30 744	17 163	HONDURAS	91	93	54
PAPUA NEW G	12	58	32	EL SALVADOR	487	487	266
NEW ZEALAND	2 331	4 102	2 288	COSTA RICA	319	211	116
516 OTHER ORGANIC CHEMICALS				PANAMA	98	72	41
IMPORTS	4 886 664	889 827	496 106	CUBA	2 724	961	527
FRANCE	624 142	117 299	65 308	BAHAMAS	175	386	215
BELGIUM LUX	714 129	73 017	40 714	DOMINIC REP	83	105	56
NETHERLANDS	1 948 972	225 834	125 895	COLOMBIA	43 686	9 730	5 390
ITALY	272 650	49 009	27 245	VENEZUELA	16 637	5 847	3 290
UNITD KINGDOM	226 866	61 499	34 239	ECUADOR	950	744	414
IRELAND	753	9 148	5 099	PERU	3 471	2 239	1 233
DENMARK	30 000	32 454	16 086	BRAZIL	26 124	24 576	13 955
PORTUGAL	977	1 040	576	CHILE	1 662	1 789	991
SPAIN	62 228	10 791	5 995	BOLIVIA	161	186	102
NORWAY	4 530	9 204	5 141	PARAGUAY	259	338	196
SWEDEN	32 510	3 236	1 804	URUGUAY	1 124	544	304
FINLAND	131 081	17 525	9 772	ARGENTINA	12 604	6 674	3 704
SWITZERLAND	52 894	89 813	50 268	CYPRUS	883	411	228
AUSTRIA	54 406	3 633	2 017	LEBANON	555	287	165
YUGOSLAVIA	12 531	1 162	643	SYRIA	587	187	107
SOVIET UNION	6 887	816	452	IRAQ	302	422	239
POLAND	15 143	4 144	2 324	IRAN	13 287	6 006	3 337
CZECHOSLOVA	21 166	2 521	1 389	ISRAEL	24 747	9 970	5 552
HUNGARY	1 380	335	188	JORDAN	335	322	178
ROMANIA	201	69	40	SAUDI ARABIA	5 913	3 611	2 032
BULGARIA	3 320	202	110	KUWAIT	400	387	210
ZAIRE	74	652	373	QATAR	4 418	786	432
REP S AFRICA	13	614	337	ARAB EMIRAT	1 610	1 220	693
USA	290 214	87 978	49 039	OMAN	371	92	53
CANADA	425	774	427	NORTH YEMEN	23	71	41
				PAKISTAN	4 314	3 772	2 074

6 IMPORTS AND EXPORTS (SPECIAL TRADE) BY GROUPS OF THE SITC-REV. II AND BY COUNTRIES OF PRODUCTION AND CONSUMPTION 1987

GROUP COUNTRY	DT = 100 KG	1 000 DM	1 000 \$	GROUP COUNTRY	DT = 100 KG	1 000 DM	1 000 \$
INDIA	37 155	29 113	16 168	BURKINA FASO	3 476	709	391
BANGLADESH	209	302	164	SENEGAL	1 994	235	133
SRI LANKA	298	256	138	GAMBIA	2 010	86	48
BURMA	339	207	115	GUIN BISSAU	3 110	166	94
THAILAND	3 316	2 137	1 179	GUINEA	457	77	46
LAOS	4	68	37	SIERRA LEONE	3 232	174	98
INDONESIA	6 840	8 348	4 610	LIBERIA	5 536	519	287
MALAYSIA	2 662	1 101	613	IVORY COAST	35 302	1 706	939
SINGAPORE	5 418	1 882	1 051	GHANA	6 242	468	258
PHILIPPINES	4 175	4 805	2 656	TOGO	1 460	300	168
CHINA	29 749	7 975	4 417	BENIN	2 276	122	66
NORTH KOREA	1 053	438	239	NIGERIA	39 697	4 485	2 493
SOUTH KOREA	53 229	13 914	7 841	CAMEROON	4 293	618	341
JAPAN	75 018	56 080	31 286	GABON	757	121	67
TAIWAN	58 538	9 831	5 504	ZAIRE	13 760	819	457
HONG KONG	6 281	6 057	3 407	RWANDA	7 045	483	271
AUSTRALIA	13 801	12 518	7 161	BURUNDI	5 958	296	160
NEW ZEALAND	2 092	1 432	797	ANGOLA	7 717	493	271
522 INORG ELEMNTS,OXIDES,ETC				ETHIOPIA	14 532	1 250	683
IMPORTS	18 315 211	1 279 160	712 607	KENYA	29 589	3 644	2 032
FRANCE	3 839 576	191 237	106 764	TANZANIA	15 615	912	499
BELGIUM LUX	4 252 009	196 837	109 691	MADAGASCAR	2 331	666	365
NETHERLANDS	5 318 532	275 830	153 647	REUNION	239	92	50
ITALY	500 818	49 099	27 344	MAURITIUS	471	177	99
UNTD KINGDOM	335 889	80 243	44 668	ZAMBIA	84	67	35
IRELAND	402	178	102	ZIMBABWE	12 540	1 524	847
DENMARK	37 142	3 412	1 892	MALAWI	731	78	43
GREECE	242	61	34	REP S AFRICA	152 541	35 425	19 794
PORTUGAL	5 083	1 827	998	USA	2 114 497	213 759	118 879
SPAIN	85 090	10 237	5 739	CANADA	78 663	18 342	10 170
NORWAY	426 573	84 886	47 451	MEXICO	25 799	8 122	4 526
SWEDEN	227 595	19 461	10 856	GUATEMALA	10 258	2 013	1 120
FINLAND	4 022	5 323	2 961	HONDURAS	2 070	520	287
SWITZERLAND	432 773	24 849	13 821	EL SALVADOR	4 140	587	326
AUSTRIA	1 011 711	40 472	22 574	NICARAGUA	3 312	141	74
YUGOSLAVIA	85 658	16 505	9 180	COSTA RICA	7 352	1 593	886
TURKEY	60 702	9 959	5 522	PANAMA	778	141	76
SOVIET UNION	72 062	8 387	4 666	CUBA	1 486	681	385
POLAND	198 062	12 731	7 108	HAITI	345	115	64
CZECHOSLOVA	117 352	8 797	4 888	DOMINIC REP	2 693	534	298
HUNGARY	36 860	4 854	2 722	JAMAICA	1 988	378	210
ROMANIA	1 693	566	310	TRINIDAD TOB	180	89	52
BULGARIA	432	450	251	NETH ANTILL	20 925	476	282
MOROCCO	261 659	9 115	5 055	COLOMBIA	80 864	8 367	4 642
ALGERIA	237	242	134	VENEZUELA	55 695	11 631	6 515
REP S AFRICA	243 167	22 102	12 252	GUYANA	12 719	120	68
USA	223 357	65 652	36 471	ECUADOR	6 981	1 434	799
CANADA	46 398	11 235	6 246	PERU	31 925	4 913	2 712
MEXICO	32 391	2 899	1 600	BRAZIL	62 782	19 923	11 083
PERU	1 077	271	151	CHILE	20 648	4 382	2 436
BRAZIL	48 602	10 253	5 780	BOLIVIA	2 055	376	216
CHILE	5 521	13 665	7 551	URUGUAY	6 251	995	547
BOLIVIA	590	335	184	ARGENTINA	25 195	5 873	3 308
ARGENTINA	5 706	712	401	CYPRUS	7 093	513	294
ISRAEL	156 860	15 929	8 870	LEBANON	2 911	485	273
MALAYSIA	1	67	37	SYRIA	29 872	1 995	1 129
PHILIPPINES	199	430	246	IRAQ	21 234	8 291	4 596
CHINA	86 804	35 924	20 072	IRAN	34 638	7 948	4 409
SOUTH KOREA	87	171	98	ISRAEL	44 183	8 656	4 793
JAPAN	99 329	39 616	21 899	JORDAN	1 900	602	342
TAIWAN	20 549	1 836	1 020	SAUDI ARABIA	10 700	4 801	2 661
HONG KONG	7 086	1 628	894	KUWAIT	3 495	947	526
AUSTRALIA	21 558	795	443	BAHRAIN	1 387	271	150
EXPORTS	42 860 330	2 532 059	1 411 022	ARAB EMIRAT	22 951	4 162	2 306
FRANCE	4 338 477	298 005	165 944	OMAN	1 502	301	173
BELGIUM LUX	6 233 665	208 075	115 980	NORTH YEMEN	1 550	190	105
NETHERLANDS	9 240 993	267 836	149 608	PAKISTAN	12 520	3 672	2 080
ITALY	1 271 423	162 209	90 293	INDIA	57 880	15 343	8 525
UNTD KINGDOM	4 172 193	182 804	101 656	BANGLADESH	22 831	2 429	1 356
IRELAND	285 006	10 183	5 637	SRI LANKA	8 908	1 651	917
DENMARK	2 907 572	94 891	52 849	NEPAL	11 851	846	464
GREECE	35 748	8 111	4 499	BURMA	10 262	780	444
PORTUGAL	329 836	15 625	8 699	THAILAND	44 864	9 551	5 338
SPAIN	888 594	52 444	29 188	VIETNAM	27 309	1 457	798
CANARY IS	258	87	46	INDONESIA	444 895	23 810	13 468
ICELAND	624	174	91	MALAYSIA	29 344	4 738	2 637
NORWAY	161 464	19 351	10 773	SINGAPORE	52 365	5 846	3 271
SWEDEN	1 616 280	82 346	45 884	PHILIPPINES	21 536	4 703	2 615
FINLAND	1 808 703	38 700	21 506	CHINA	473 848	32 984	18 292
SWITZERLAND	550 971	75 484	42 014	NORTH KOREA	3 150	685	360
AUSTRIA	1 881 792	123 110	68 598	SOUTH KOREA	54 914	12 743	7 100
MALTA	1 463	317	177	JAPAN	144 206	99 813	55 715
YUGOSLAVIA	389 145	25 473	14 212	TAIWAN	89 729	36 710	20 448
TURKEY	68 031	16 525	9 210	HONG KONG	74 955	10 331	5 740
SOVIET UNION	360 124	55 726	31 140	AUSTRALIA	634 589	23 241	13 069
POLAND	99 439	12 908	7 205	PAPUA NEW G	8 090	375	203
CZECHOSLOVA	182 056	24 626	13 759	NEW ZEALAND	41 752	4 776	2 644
HUNGARY	361 481	21 613	12 091	523 OTHR INORGANIC CHEMICALS			
ROMANIA	38 843	7 492	4 224	IMPORTS	9 531 496	839 266	468 258
BULGARIA	44 599	11 038	6 213	FRANCE	677 765	82 394	45 979
ALBANIA	1 207	396	228	BELGIUM LUX	2 559 431	130 045	72 740
MOROCCO	59 939	4 074	2 300	NETHERLANDS	2 046 609	141 292	78 803
ALGERIA	20 581	4 278	2 412	ITALY	259 938	34 681	19 485
TUNISIA	7 051	1 395	787	UNTD KINGDOM	231 324	89 236	49 824
LIBYA	7 479	1 421	786	IRELAND	938	7 264	4 046
EGYPT	27 989	5 343	2 970	DENMARK	8 335	1 289	725
SUDAN	48 646	1 973	1 135	PORTUGAL	2 580	311	188
MAURITANIA	5 000	281	155	SPAIN	208 789	14 685	8 163
MALI	5 100	350	213	NORWAY	258 349	30 764	17 153
				SWEDEN	286 426	29 829	16 629
				FINLAND	30 432	2 476	1 378

6 IMPORTS AND EXPORTS (SPECIAL TRADE) BY GROUPS OF THE SITC-REV. 11 AND BY COUNTRIES OF PRODUCTION AND CONSUMPTION 1967

GROUP COUNTRY	DT * 100 KG	1 000 DM	1 000 \$	GROUP COUNTRY	DT * 100 KG	1 000 DM	1 000 \$
SWITZERLAND	413 740	31 559	17 511	COLOMBIA	17 820	3 654	2 013
AUSTRIA	359 721	28 844	16 038	VENEZUELA	82 473	10 899	6 080
YUGOSLAVIA	164 606	10 351	5 772	GUYANA	3 947	266	148
TURKEY	81 479	6 900	3 864	SURINAME	1 490	152	83
SOVIET UNION	100 878	10 920	6 106	ECUADOR	17 893	1 930	1 058
POLAND	242 373	9 521	5 347	PERU	44 440	5 621	3 123
CZECHOSLOVA	156 192	8 153	4 562	BRAZIL	104 379	17 288	9 608
HUNGARY	150 471	5 702	3 182	CHILE	28 696	5 505	3 051
ROMANIA	61 756	3 672	2 041	BOLIVIA	4 528	900	486
BULGARIA	2 388	1 118	629	PARAGUAY	678	135	72
REP S AFRICA	10 512	4 101	2 290	URUGUAY	17 089	1 410	771
USA	948 549	101 194	56 276	ARGENTINA	65 881	9 803	5 507
CANADA	833	758	418	CYPRUS	22 719	2 334	1 296
MEXICO	17 686	1 924	1 090	LEBANON	1 577	261	144
BRAZIL	22 378	2 870	1 618	SYRIA	20 626	1 798	1 007
CHILE	13 907	6 343	3 541	IRAQ	21 590	2 687	1 516
ARGENTINA	374	82	47	IRAN	160 896	23 021	12 821
ISRAEL	51 671	5 184	2 886	ISRAEL	145 444	14 137	7 841
JORDAN	985	155	86	JORDAN	33 230	2 027	1 122
INDIA	9 280	2 953	1 636	SAUDI ARABIA	239 184	16 891	9 482
CHINA	131 506	20 913	11 656	KUWAIT	18 049	1 227	685
SOUTH KOREA	653	2 234	1 238	BAHRAIN	8 608	1 077	596
JAPAN	16 619	9 035	5 032	QATAR	510	50	30
TAIWAN	1 571	389	219	ARAB EMIRAT	49 945	2 362	1 303
EXPORTS	22 000 543	2 134 252	1 189 649	OMAN	684	98	54
FRANCE	1 815 167	197 855	110 291	NORTH YEMEN	28 197	716	414
BELGIUM LUX	3 836 804	193 863	108 135	SOUTH YEMEN	564	88	48
NETHERLANDS	2 194 653	219 285	122 184	AFGHANISTAN	314	80	48
ITALY	1 124 946	151 964	84 663	PAKISTAN	31 001	5 312	2 947
UNITED KINGDOM	999 305	144 594	80 622	INDIA	27 227	5 280	2 951
IRELAND	49 250	9 771	5 444	BANGLADESH	4 528	1 050	589
DENMARK	1 039 103	53 496	29 746	SRI LANKA	10 150	782	432
GREECE	156 060	16 897	9 411	BURMA	2 168	324	179
PORTUGAL	86 336	15 691	8 749	THAILAND	82 737	9 630	5 330
SPAIN	356 042	48 538	27 115	VIETNAM	99	60	33
CANARY IS	1 548	351	194	INDONESIA	55 584	6 886	3 849
ICELAND	7 725	1 068	586	MALAYSIA	35 084	3 279	1 809
NORWAY	2 451 096	31 295	17 522	SINGAPORE	57 060	8 618	4 794
SWEDEN	514 409	50 534	28 342	PHILIPPINES	72 000	7 425	4 132
FINLAND	223 528	22 434	12 585	CHINA	87 450	16 152	9 017
SWITZERLAND	879 229	92 449	51 502	SOUTH KOREA	386 141	39 759	22 159
AUSTRIA	450 906	67 259	37 475	JAPAN	345 126	69 328	38 512
MALTA	3 482	574	322	TAIWAN	230 618	25 937	14 453
YUGOSLAVIA	86 501	17 539	9 825	HONG KONG	44 869	43 178	24 042
TURKEY	177 569	28 169	15 631	AUSTRALIA	110 820	16 572	9 220
SOVIET UNION	42 152	4 427	2 465	PAPUA NEW G	77 439	14 990	8 428
POLAND	22 433	5 194	2 903	NEW ZEALAND	21 859	2 026	1 129
CZECHOSLOVA	66 385	11 592	6 455	FIJI	12 000	314	172
HUNGARY	286 005	26 671	14 878	524 RADIOACTIVE ETC MATERIAL			
ROMANIA	20 200	5 451	3 026	IMPORTS	63 070	2 156 595	1 200 827
BULGARIA	51 276	6 871	3 830	FRANCE	14 134	722 980	401 450
ALBANIA	1 322	258	144	BELGIUM LUX	2	6 201	3 459
MOROCCO	22 823	2 191	1 220	NETHERLANDS	4 602	315 519	175 347
ALGERIA	39 746	4 850	2 781	ITALY		5 494	3 062
TUNISIA	23 478	2 808	1 566	UNITED KINGDOM	5 246	250 115	138 789
LIBYA	21 972	1 622	898	SPAIN	3	63	35
EGYPT	174 126	16 292	9 017	NORWAY	6	66	37
SUDAN	16 992	968	538	SWEDEN	151	28 447	16 033
MALI	5 965	483	266	FINLAND	60	450	247
BURKINA FASO	2 996	111	61	SWITZERLAND	88	8 515	4 717
NIGER	50 755	6 822	1 007	AUSTRIA	6 536	4 678	2 593
SENEGAL	10 313	730	415	SOVIET UNION	3 124	261 222	145 328
GUINEA	608	65	36	POLAND		56	33
SIERRA LEONE	717	94	52	CZECHOSLOVA	228	1 044	593
LIBERIA	4 417	311	168	REP S AFRICA	3 873	43 664	25 071
IVORY COAST	10 303	1 121	627	USA	4 956	265 771	146 465
GHANA	22 581	2 984	1 659	CANADA	12 031	149 244	83 975
TOGO	814	111	67	BRAZIL	51	77	42
NIGERIA	102 846	6 455	3 589	ISRAEL		65	35
CAMEROON	20 695	1 693	929	INDIA	783	256	141
GABON	5 972	404	234	CHINA	79	1 384	770
CONGO	2 770	109	61	JAPAN	156	9 824	5 464
ZAIRE	12 130	730	399	TAIWAN	4	272	152
RWANDA	1 263	163	90	AUSTRALIA	6 987	81 137	46 957
ANGOLA	39 444	1 861	1 043	EXPORTS	19 754	694 541	386 908
ETHIOPIA	9 418	346	196	FRANCE	9 007	123 240	69 180
SOMALIA	2 699	260	140	BELGIUM LUX	639	10 711	5 916
KENYA	39 122	2 374	1 326	NETHERLANDS	78	6 899	3 831
UGANDA	447	79	45	ITALY	305	20 667	11 470
TANZANIA	21 716	1 270	718	UNITED KINGDOM	2 866	60 146	33 136
MOZAMBIQUE	20 843	660	365	IRELAND		129	69
MADAGASCAR	1 608	181	106	DENMARK	15	1 805	1 004
MAURITIUS	6 310	380	215	GREECE	5	539	294
ZAMBIA	11 732	412	228	PORTUGAL	2	183	100
ZIMBABWE	12 868	2 063	1 144	SPAIN	5	2 539	1 404
MALAWI	437	83	34	NORWAY	1	1 342	743
REP S AFRICA	214 948	24 064	13 383	SWEDEN	1 052	135 212	76 718
USA	987 419	191 163	106 548	FINLAND	22	1 747	972
CANADA	155 158	18 458	10 331	SWITZERLAND	73	7 455	4 151
MEXICO	41 859	8 200	4 583	AUSTRIA	150	10 023	5 581
GUATEMALA	11 894	1 015	558	YUGOSLAVIA	10	2 556	1 424
HONDURAS	9 394	551	304	TURKEY		306	168
EL SALVADOR	2 043	441	236	SOVIET UNION	1 442	14 314	8 589
NICARAGUA	1 167	139	74	POLAND	6	752	422
COSTA RICA	13 689	1 214	673	CZECHOSLOVA	2	298	163
PANAMA	5 778	422	229	HUNGARY		271	150
CUBA	9 591	1 533	853	BULGARIA	1	350	198
HAITI	4 706	285	159	ALGERIA		64	35
DOMINIC REP	15 230	1 467	826	EGYPT	11	81	45
JAMAICA	9 515	455	264				
BARBADOS	2 671	220	122				
TRINIDAD TOB	10 569	669	371				

6 IMPORTS AND EXPORTS (SPECIAL TRADE) BY GROUPS OF THE SITC-REV. II AND BY COUNTRIES OF PRODUCTION AND CONSUMPTION 1987

GROUP COUNTRY	DT * 100 KG	1 000 DM	1 000 \$	GROUP COUNTRY	DT * 100 KG	1 000 DM	1 000 \$
REP S AFRICA	23	1 674	922	CAMEROON	550	2 751	1 534
USA	2 605	113 077	62 140	CENT AFR REP	34	1 172	57
CANADA		90	48	CONGO	251	1 204	677
TRINIDAD TOB		99	55	ZAIRE	847	5 166	2 872
VENEZUELA	44	132	76	RWANDA	105	417	235
BRAZIL	412	33 217	18 087	BURUNDI	193	927	525
ARGENTINA		115	66	ANGOLA	238	1 025	591
SYRIA		71	39	ETHIOPIA	1 024	3 783	2 103
IRAQ		264	143	SOMALIA	32	150	83
IRAN		1 007	562	KENYA	1 657	4 824	2 708
ISRAEL	47	350	192	UGANDA	97	429	250
SAUDI ARABIA		83	45	TANZANIA	455	1 971	1 093
KUWAIT		357	195	MOZAMBIQUE	202	705	386
INDIA	8	119	68	MADAGASCAR	452	1 740	992
INDONESIA	2	186	107	REUNION	46	281	157
SINGAPORE	13	82	43	MAURITIUS	1 120	4 455	2 464
CHINA		695	387	ZAMBIA	194	641	353
SOUTH KOREA	102	2 071	1 145	ZIMBABWE	1 411	5 304	2 998
JAPAN	791	137 679	75 973	MALAWI	117	541	303
TAIWAN	1	381	213	REP S AFRICA	22 345	54 943	30 638
AUSTRALIA	3	567	316	USA	165 911	378 137	210 504
531 SYNT DYE, NAT INDGO, LAKES				CANADA	29 816	63 986	35 706
IMPORTS	331 459	609 437	339 508	MEXICO	2 033	7 929	4 418
FRANCE	33 715	67 371	37 563	GUATEMALA	1 266	3 616	2 012
BELGIUM LUX	25 656	33 089	18 434	HONDURAS	357	885	489
NETHERLANDS	9 011	15 806	8 865	EL SALVADOR	565	1 658	916
ITALY	34 671	27 373	15 339	COSTA RICA	259	1 033	573
UNTD KINGDOM	68 290	109 520	61 081	PANAMA	1 098	2 133	1 179
DENMARK	7 262	12 329	6 671	CUBA	327	943	527
GREECE	2 108	5 825	3 271	HAITI	34	79	44
PORTUGAL	40	99	56	DOMINIC REP	448	1 041	583
SPAIN	12 425	9 345	5 228	JAMAICA	89	188	103
NORWAY	321	141	78	TRINIDAD TOB	28	94	52
SWEDEN	527	341	191	COLOMBIA	7 226	19 133	10 667
FINLAND	160	452	248	VENEZUELA	8 093	26 345	14 778
SWITZERLAND	86 771	248 396	138 107	GUYANA	22	56	31
AUSTRIA	810	657	366	ECUADOR	1 281	3 455	1 928
TURKEY	513	931	516	PERU	4 003	11 383	6 323
SOVIET UNION	141	400	232	BRAZIL	5 538	27 340	15 297
POLAND	566	793	439	CHILE	2 790	7 102	3 929
CZECHOSLOVA	3 190	5 758	3 233	BOLIVIA	303	987	548
EGYPT	142	331	180	PARAGUAY	402	817	458
USA	9 120	19 090	10 678	URUGUAY	3 494	8 891	4 939
CANADA	308	99	57	ARGENTINA	3 176	10 232	5 678
MEXICO	172	283	155	CYPRUS	466	918	511
BRAZIL	294	256	149	LEBANON	470	1 052	586
INDIA	3 002	7 008	3 882	SYRIA	1 437	3 354	1 916
CHINA	2 287	1 678	932	IRAQ	327	595	335
SOUTH KOREA	3 315	4 760	2 665	IRAN	4 893	12 144	6 802
JAPAN	26 123	36 880	20 451	ISRAEL	8 234	17 860	9 924
TAIWAN	83	131	76	JORDAN	220	395	222
HONG KONG	97	97	55	SAUDI ARABIA	380	805	448
EXPORTS	1 625 670	3 278 317	1 826 294	KUWAIT	367	668	370
FRANCE	138 180	224 861	125 260	ARAB EMIRAT	68	162	88
BELGIUM LUX	39 904	87 742	48 866	NORTH YEMEN	148	641	350
NETHERLANDS	65 690	91 103	50 838	SOUTH YEMEN	33	106	57
ITALY	216 186	350 074	194 945	AFGHANISTAN	259	529	293
UNTD KINGDOM	110 204	182 222	101 408	PAKISTAN	8 023	17 869	9 917
IRELAND	7 975	7 394	4 134	INDIA	2 341	9 497	5 306
DENMARK	21 575	41 344	23 058	BANGLADESH	1 898	3 976	2 213
GREECE	10 819	23 364	13 020	SRI LANKA	1 247	2 462	1 370
PORTUGAL	25 591	61 830	34 335	NEPAL	191	744	411
SPAIN	45 771	106 587	59 292	BURMA	242	1 496	858
ICELAND	373	1 328	745	THAILAND	16 347	34 873	19 438
NORWAY	8 583	12 261	6 833	VIETNAM	8	60	36
SWEDEN	57 231	41 522	23 157	INDONESIA	15 619	29 821	16 608
FINLAND	68 338	49 284	27 548	MALAYSIA	4 080	9 580	5 343
SWITZERLAND	74 254	175 005	97 309	SINGAPORE	5 245	10 721	5 942
AUSTRIA	44 621	59 915	33 413	PHILIPPINES	7 143	15 512	8 619
MALTA	37	111	62	CHINA	9 079	31 834	17 729
YUGOSLAVIA	11 763	36 040	20 143	SOUTH KOREA	15 349	61 234	34 036
TURKEY	35 320	80 628	45 060	JAPAN	71 242	203 579	113 630
SOVIET UNION	41 810	70 727	39 205	TAIWAN	25 002	69 988	38 656
POLAND	5 399	16 821	9 382	HONG KONG	42 257	116 190	64 573
CZECHOSLOVA	7 304	24 106	13 452	MACAO	9	58	31
HUNGARY	10 922	22 343	12 426	AUSTRALIA	17 458	32 750	18 322
ROMANIA	4 862	20 805	11 698	NEW ZEALAND	3 429	8 893	4 933
BULGARIA	9 421	28 132	15 897	532 DYES NES, TANNING PRODS			
ALBANIA	349	768	424	IMPORTS	98 275	40 311	22 482
MOROCCO	4 342	8 860	4 944	FRANCE	25 275	6 849	3 806
ALGERIA	4 297	11 743	6 685	BELGIUM LUX	1 413	2 067	1 154
TUNISIA	2 329	4 601	2 582	NETHERLANDS	3 256	3 151	1 750
LIBYA	366	607	335	ITALY	19 626	5 859	3 259
EGYPT	7 315	22 447	12 475	UNTD KINGDOM	12 449	2 704	1 516
SUDAN	140	453	253	DENMARK	560	164	92
MAURITANIA	11	65	34	SPAIN	2 784	3 452	1 922
MALI	630	2 630	1 460	SWEDEN	118	52	30
BURKINA FASO	98	407	231	SWITZERLAND	1 218	4 831	2 696
NIGER	303	1 082	600	YUGOSLAVIA	2 776	504	285
CHAD	27	174	94	TURKEY	1 381	146	79
SENEGAL	1 311	4 013	2 226	CZECHOSLOVA	1 558	232	130
GAMBIA	45	120	70	ZAIRE	560	74	40
GUINEA	50	126	69	ETHIOPIA	208	1 255	706
LIBERIA	128	432	238	REP S AFRICA	842	113	68
IVORY COAST	3 127	10 371	5 761	USA	425	670	379
GHANA	681	2 004	1 134	CANADA	38	68	39
TOGO	326	1 725	960	MEXICO	612	837	467
BENIN	208	769	427	PERU	69	2 274	1 260
NIGERIA	3 894	19 796	11 018	BRAZIL	7 559	1 289	715
				PARAGUAY	2 883	451	262
				ARGENTINA	11 424	2 104	1 183

6 IMPORTS AND EXPORTS (SPECIAL TRADE) BY GROUPS OF THE SITC-REV. II AND BY COUNTRIES OF PRODUCTION AND CONSUMPTION 1987

GROUP COUNTRY	DT = 100 KG	1 000 DM	1 000 \$	GROUP COUNTRY	DT = 100 KG	1 000 DM	1 000 \$
INDIA	1 083	409	226	BELGIUM LUX	550 583	237 082	131 955
CHINA	3	80	46	NETHERLANDS	490 909	238 101	132 649
JAPAN	28	494	271	ITALY	99 275	45 606	25 394
EXPORTS	1 027 338	229 789	127 839	UNTD KINGDOM	307 383	148 012	82 463
FRANCE	56 862	10 460	5 808	IRELAND	5 510	6 364	3 537
BELGIUM LUX	12 637	3 148	1 749	DENMARK	60 612	32 127	17 688
NETHERLANDS	35 364	8 519	4 747	GREECE	247	115	61
ITALY	182 062	42 908	23 908	SPAIN	31 669	13 411	7 453
UNTD KINGDOM	22 177	5 970	3 314	NORWAY	39 011	15 487	8 636
IRELAND	931	196	111	SWEDEN	58 483	16 016	8 911
DENMARK	2 703	2 122	1 189	FINLAND	68 398	30 000	16 685
GREECE	14 472	3 671	2 038	SWITZERLAND	168 640	96 291	53 600
PORTUGAL	16 406	4 637	2 580	AUSTRIA	388 605	40 035	22 307
SPAIN	17 602	5 320	2 971	YUGOSLAVIA	1 116	148	83
NORWAY	2 038	620	347	CZECHOSLOVA	5 260	774	431
SWEDEN	4 339	1 291	717	HUNGARY	1 473	780	435
FINLAND	7 551	1 968	1 097	USA	79 591	70 349	39 174
SWITZERLAND	12 780	2 951	1 636	CANADA	1 987	830	457
AUSTRIA	18 283	4 218	2 352	ARGENTINA	175	71	39
YUGOSLAVIA	16 140	4 955	2 759	ISRAEL	66	197	108
TURKEY	7 250	2 102	1 174	JAPAN	6 871	16 278	9 147
SOVIET UNION	15 594	4 116	2 254	TAIWAN	21	52	31
POLAND	9 742	2 508	1 405	HONG KONG	41	68	37
CZECHOSLOVA	3 480	1 012	563	EXPORTS	9 120 874	3 795 385	2 114 582
HUNGARY	2 648	861	476	FRANCE	1 142 067	456 318	254 016
ROMANIA	123	62	36	BELGIUM LUX	661 965	309 438	172 274
BULGARIA	14 340	3 454	1 909	NETHERLANDS	1 151 435	362 466	201 810
ALBANIA	299	98	54	ITALY	628 641	392 379	218 679
MOROCCO	10 000	2 016	1 133	UNTD KINGDOM	418 569	228 433	127 179
ALGERIA	15 952	3 129	1 728	IRELAND	21 964	11 742	6 581
TUNISIA	7 091	1 474	812	DENMARK	175 190	85 638	47 668
LIBYA	313	60	33	GREECE	119 587	63 406	35 358
EGYPT	5 608	1 156	652	PORTUGAL	52 149	32 701	18 269
SUDAN	1 105	173	94	SPAIN	182 872	106 867	59 601
MALI	1 250	203	115	CANARY IS	1 535	1 430	802
NIGERIA	2 940	645	362	CEUTA MEL	109	57	30
CAMEROON	790	178	97	ICELAND	8 674	4 335	2 429
ZAIRE	188	69	37	NORWAY	67 071	41 705	23 272
ETHIOPIA	4 720	930	510	SWEDEN	204 763	126 930	70 772
SOMALIA	1 856	582	342	FINLAND	91 551	52 339	29 166
KENYA	9 030	2 002	1 117	SWITZERLAND	1 683 465	240 651	134 237
MADAGASCAR	613	166	91	AUSTRIA	547 696	226 418	125 972
MAURITIUS	116	110	62	GIBRALTAR	329	245	139
ZAMBIA	299	77	42	MALTA	983	1 534	865
ZIMBABWE	1 601	570	318	YUGOSLAVIA	100 875	63 949	35 783
REP S AFRICA	6 787	1 974	1 101	TURKEY	79 746	45 041	25 129
BOTSWANA	150	68	37	SOVIET UNION	146 592	93 492	52 016
USA	30 987	5 538	3 078	POLAND	45 903	31 426	17 614
CANADA	12 121	2 397	1 332	CZECHOSLOVA	36 291	31 190	17 370
MEXICO	152	230	126	HUNGARY	57 174	38 828	21 698
GUATEMALA	2 165	315	182	ROMANIA	14 041	8 755	4 850
HONDURAS	1 760	404	224	BULGARIA	22 278	17 855	10 006
EL SALVADOR	1 694	178	97	ALBANIA	43	61	32
NICARAGUA	1 750	265	146	MOROCCO	25 916	5 960	3 323
COSTA RICA	2 800	601	332	ALGERIA	49 905	23 006	12 653
PANAMA	5 546	698	388	TUNISIA	15 931	6 950	3 878
DOMINIC REP	2 849	541	304	LIBYA	7 060	2 944	1 634
JAMAICA	1 367	200	111	EGYPT	39 445	13 540	7 576
COLOMBIA	1 559	427	239	SUDAN	1 017	493	268
VENEZUELA	41 326	7 515	4 211	MALI	191	102	55
ECUADOR	485	152	84	SENEGAL	451	256	145
PERU	2 138	681	383	GAMBIA	42	55	30
BRAZIL	436	183	103	GUINEA	158	86	41
CHILE	2 879	794	440	LIBERIA	327	212	119
BOLIVIA	1 747	234	134	IVORY COAST	3 763	2 861	1 589
PARAGUAY	337	94	52	GHANA	1 349	870	485
URUGUAY	4 136	1 292	721	BENIN	527	278	153
ARGENTINA	631	543	297	NIGERIA	9 768	5 723	3 229
CYPRUS	342	80	42	CAMEROON	1 737	655	364
LEBANON	2 386	454	250	ZAIRE	2 632	1 404	784
SYRIA	996	128	69	RWANDA	466	98	55
IRAQ	308	78	43	BURUNDI	215	75	40
IRAN	312	95	54	ANGOLA	924	509	285
ISRAEL	2 389	846	475	ETHIOPIA	2 912	1 114	605
JORDAN	225	82	47	SOMALIA	357	194	108
SAUDI ARABIA	520	85	48	KENYA	6 554	2 861	1 586
AFGHANISTAN	1 025	286	155	UGANDA	329	291	155
PAKISTAN	59 112	11 635	6 445	TANZANIA	748	307	171
INDIA	6 296	1 841	1 029	MOZAMBIQUE	66	94	51
BANGLADESH	16 951	2 588	1 442	MADAGASCAR	747	534	293
SRI LANKA	2 131	454	257	REUNION	130	139	78
NEPAL	187	56	31	MAURITIUS	238	273	150
BURMA	1 422	231	125	ZAMBIA	58	70	38
THAILAND	20 288	3 858	2 142	ZIMBABWE	785	651	357
INDONESIA	10 432	1 593	892	REP S AFRICA	42 955	23 775	13 288
MALAYSIA	2 605	471	266	USA	430 997	178 376	99 926
SINGAPORE	347	68	39	CANADA	63 194	23 991	13 375
PHILIPPINES	6 532	1 046	575	MEXICO	3 798	3 813	2 146
CHINA	1 995	464	262	GUATEMALA	2 117	2 057	1 149
NORTH KOREA	900	175	95	HONDURAS	598	815	453
SOUTH KOREA	76 254	13 454	7 476	EL SALVADOR	1 434	1 368	768
JAPAN	39 194	12 172	6 778	COSTA RICA	2 034	1 978	1 093
TAIWAN	65 328	11 826	6 548	PANAMA	1 428	1 210	674
HONG KONG	22 869	4 947	2 757	CUBA	2 805	1 629	902
AUSTRALIA	8 927	2 517	1 416	HAITI	451	177	98
NEW ZEALAND	10 723	1 937	1 081	DOMINIC REP	1 865	1 144	638
533 PIGMENTS, PAINTS, ETC				GUADELOUPE	246	286	161
IMPORTS	2 831 641	1 212 583	675 201	MARTINIQUE	343	364	203
FRANCE	464 134	204 097	113 732	JAMAICA	235	265	148
				BARBADOS	332	390	224
				TRINIDAD TOB	87	97	54
				NETH ANTILL	82	122	68

6 IMPORTS AND EXPORTS (SPECIAL TRADE) BY GROUPS OF THE SITC-REV. II AND BY COUNTRIES OF PRODUCTION AND CONSUMPTION 1987

GROUP COUNTRY	DT * 100 KG	1 000 DM	1 000 \$	GROUP COUNTRY	DT * 100 KG	1 000 DM	1 000 \$
COLOMBIA	7 717	4 964	2 784	EXPORTS	1 184 953	7 268 547	4 053 348
VENEZUELA	34 947	15 009	8 342	FRANCE	81 449	345 672	192 465
ECUADOR	5 786	3 365	1 856	BELGIUM LUX	59 462	386 254	215 429
PERU	10 484	6 117	3 389	NETHERLANDS	66 261	338 144	188 402
BRAZIL	35 421	19 406	11 018	ITALY	110 901	721 395	401 035
CHILE	8 200	5 906	3 273	UNITD KINGDOM	81 944	522 880	290 594
BOLIVIA	1 017	1 010	567	IRELAND	14 069	56 036	31 161
PARAGUAY	1 071	510	287	DENMARK	29 417	141 843	78 975
URUGUAY	7 223	4 102	2 272	GREECE	11 629	66 359	36 878
ARGENTINA	25 702	12 759	7 079	PORTUGAL	11 443	73 834	41 006
CYPRUS	2 333	1 631	906	SPAIN	29 324	189 435	105 006
LEBANON	7 445	2 849	1 590	CANARY IS	434	1 116	608
SYRIA	5 258	2 160	1 197	ICELAND	367	1 526	844
IRAQ	15 518	6 636	3 698	NORWAY	6 676	48 897	27 220
IRAN	17 343	14 007	7 800	SWEDEN	22 026	182 447	101 736
ISRAEL	45 355	28 032	15 589	FINLAND	11 061	68 922	38 589
JORDAN	6 771	2 471	1 377	SWITZERLAND	61 772	478 512	267 669
SAUDI ARABIA	90 212	21 223	11 767	AUSTRIA	72 162	504 417	280 924
KUWAIT	14 906	4 371	2 427	ANDORRA	36	519	252
BAHRAIN	615	611	345	VATICAN CITY	2	105	59
QATAR	929	413	230	MALTA	827	4 577	2 545
ARAB EMIRAT	7 612	3 679	2 053	YUGOSLAVIA	5 469	67 053	37 746
OMAN	782	544	297	TURKEY	5 411	57 358	31 836
NORTH YEMEN	1 079	520	290	SOVIET UNION	2 307	14 325	7 969
AFGHANISTAN	194	174	99	POLAND	22 868	92 927	52 555
PAKISTAN	8 841	4 487	2 490	CZECHOSLOVA	1 292	17 179	9 859
INDIA	22 405	11 359	6 289	HUNGARY	4 535	29 636	16 500
BANGLADESH	2 324	1 394	772	ROMANIA	2 764	12 992	7 308
SRI LANKA	8 420	2 465	1 364	BULGARIA	7 649	24 931	14 086
BURMA	602	1 590	911	ALBANIA	63	206	114
THAILAND	22 436	14 158	7 881	MOROCCO	1 081	4 245	2 377
INDONESIA	18 811	9 274	5 148	ALGERIA	2 768	7 423	4 171
MALAYSIA	8 144	3 995	2 246	TUNISIA	1 116	2 598	1 460
SINGAPORE	14 907	11 746	6 519	LIBYA	4 367	23 379	12 945
PHILIPPINES	19 258	8 768	4 877	EGYPT	9 171	71 645	40 568
CHINA	2 693	3 122	1 752	SUDAN	917	7 273	4 033
SOUTH KOREA	23 562	21 934	12 189	MALI	77	472	260
JAPAN	92 119	64 164	35 818	BURKINA FASO	76	399	228
TAIWAN	58 921	37 645	21 029	CHAD	120	256	139
HONG KONG	19 796	18 335	10 221	SENEGAL	42	101	56
AUSTRALIA	41 141	21 845	12 179	GAMBIA	70	726	400
NEW ZEALAND	7 698	4 404	2 459	GUIN BISSAU	83	120	66
FR POLYNESIA	639	453	249	GUINEA	69	219	120
541 MEDICINAL ETC PRODUCTS				SIERRA LEONE	99	361	196
IMPORTS	672 922	4 041 696	2 251 363	LIBERIA	411	1 057	592
FRANCE	123 589	536 772	299 266	IVORY COAST	1 979	4 237	2 382
BELGIUM LUX	44 770	277 879	155 105	GHANA	1 181	4 872	2 749
NETHERLANDS	47 995	309 044	171 646	TOGO	150	393	216
ITALY	106 471	254 786	141 733	BENIN	198	624	353
UNITD KINGDOM	62 580	400 962	223 472	NIGERIA	4 819	20 133	11 185
IRELAND	23 219	51 376	28 624	CAMEROON	286	802	436
DENMARK	12 772	117 204	65 449	CENT AFR REP	28	178	99
GREECE	120	1 417	787	GABON	86	344	203
PORTUGAL	1 800	6 958	3 884	CONGO	109	248	139
SPAIN	10 672	98 053	54 435	ZAIRE	1 645	3 537	1 942
NORWAY	1 470	11 812	6 481	RWANDA	161	1 094	635
SWEDEN	14 622	196 361	109 818	BURUNDI	344	869	479
FINLAND	1 228	19 299	10 746	ANGOLA	629	2 702	1 507
SWITZERLAND	72 534	825 273	459 116	ETHIOPIA	1 971	9 863	5 462
AUSTRIA	38 749	206 094	114 492	DJIBOUTI	85	70	40
MALTA	299	1 329	740	SOMALIA	434	1 554	857
YUGOSLAVIA	9 187	17 988	9 994	KENYA	1 878	10 883	5 977
TURKEY	416	3 852	2 131	UGANDA	1 076	6 705	3 690
SOVIET UNION	1 945	23 532	13 073	TANZANIA	1 317	6 747	3 767
POLAND	456	2 277	1 254	SEYCHELLES	11	157	92
CZECHOSLOVA	412	7 925	4 398	MOZAMBIQUE	1 430	5 222	2 919
HUNGARY	184	1 955	1 125	MADAGASCAR	130	635	343
ROMANIA	2 080	4 556	2 509	MAURITIUS	268	1 568	927
BULGARIA	1 117	4 190	2 316	ZAMBIA	115	961	538
ZAIRE	1 720	16 823	9 240	ZIMBABWE	384	2 673	1 500
REP S AFRICA	378	3 497	1 946	MALAWI	562	2 761	1 629
USA	34 247	335 885	187 414	REP S AFRICA	6 178	64 617	35 913
CANADA	438	7 932	4 433	BOTSWANA	300	926	523
MEXICO	99	4 421	2 467	SWAZILAND	10	98	52
BERMUDA	5	110	62	USA	82 201	480 957	268 286
PANAMA	166	300	165	CANADA	16 428	108 282	60 343
BAHAMAS		5 063	2 818	MEXICO	11 716	43 793	24 498
ECUADOR	167	1 048	585	GUATEMALA	1 827	8 416	4 884
PERU	3	260	141	HONDURAS	1 103	5 423	3 030
BRAZIL	2 710	50 275	28 335	EL SALVADOR	617	5 044	2 794
ARGENTINA	509	4 913	2 764	NICARAGUA	142	976	548
CYPRUS	1	71	39	COSTA RICA	929	3 626	2 014
IRAN	92	218	122	PANAMA	2 768	24 774	13 806
ISRAEL	692	5 686	3 176	CUBA	1 884	5 974	3 293
INDIA	896	5 380	2 996	HAITI	894	1 853	1 028
THAILAND	202	641	356	BAHAMAS	6	85	48
INDONESIA	511	6 909	3 794	DOMINIC REP	849	4 624	2 575
MALAYSIA	350	2 105	1 171	GUADELOUPE	6	128	74
SINGAPORE	82	323	186	JAMAICA	61	590	326
PHILIPPINES	50	83	47	BARBADOS	206	471	264
CHINA	25 552	75 546	41 870	TRINIDAD TOB	235	767	426
NORTH KOREA	17	203	111	NETH ANTILL	118	1 018	572
SOUTH KOREA	1 480	10 331	5 927	COLOMBIA	2 476	21 766	12 060
JAPAN	19 075	104 887	58 567	VENEZUELA	4 202	27 929	15 433
TAIWAN	4 337	14 719	8 291	SURINAME	16	139	76
HONG KONG	184	594	328	ECUADOR	1 673	25 334	14 121
AUSTRALIA	175	1 832	1 014	PERU	2 789	20 702	11 494
NEW ZEALAND	48	661	363	BRAZIL	6 778	41 560	23 297
				CHILE	2 163	11 092	6 185
				BOLIVIA	637	3 466	1 922
				PARAGUAY	462	2 518	1 423
				URUGUAY	1 126	7 322	4 057
				ARGENTINA	7 868	37 361	20 751

6 IMPORTS AND EXPORTS (SPECIAL TRADE) BY GROUPS OF THE SITC-REV. II AND BY COUNTRIES OF PRODUCTION AND CONSUMPTION 1987

GROUP COUNTRY	DT * 100 KG	1 000 DM	1 000 \$	GROUP COUNTRY	DT * 100 KG	1 000 DM	1 000 \$
CYPRUS	1 604	5 378	3 006	DENMARK	4 111	5 714	3 171
LEBANON	1 298	7 337	4 176	GREECE	2 653	5 535	3 080
SYRIA	899	6 066	3 366	PORTUGAL	890	2 918	1 624
IRAQ	1 226	6 644	3 696	SPAIN	7 647	20 406	11 359
IRAN	41 757	86 728	48 481	CANARY IS	65	71	39
ISRAEL	3 784	37 100	20 761	NORWAY	625	2 000	1 113
JORDAN	3 150	14 898	8 284	SWEDEN	1 320	4 616	2 565
SAUDI ARABIA	23 920	117 622	65 917	FINLAND	810	4 006	2 235
KUWAIT	1 777	16 033	8 890	SWITZERLAND	7 649	20 625	11 491
BAHRAIN	565	2 475	1 373	AUSTRIA	6 583	19 024	10 561
QATAR	537	2 359	1 329	MALTA	266	873	483
ARAB EMIRAT	5 063	15 940	8 952	YUGOSLAVIA	4 268	9 010	5 089
OMAN	835	3 904	2 176	TURKEY	2 364	5 412	3 005
NORTH YEMEN	8 599	16 386	9 120	SOVIET UNION	1 550	14 108	7 892
SOUTH YEMEN	324	2 285	1 266	POLAND	2 487	6 476	3 616
AFGHANISTAN	1 026	3 718	2 081	CZECHOSLOVA	357	2 363	1 327
PAKISTAN	6 569	37 864	21 031	HUNGARY	2 433	5 770	3 223
INDIA	4 793	33 490	18 648	ROMANIA	35	266	154
BANGLADESH	2 637	9 141	5 142	BULGARIA	2 328	2 272	1 279
SRI LANKA	709	2 757	1 546	MOROCCO	404	779	438
NEPAL	31	195	108	ALGERIA	383	1 447	792
BURMA	497	1 638	909	TUNISIA	121	640	361
THAILAND	9 766	38 181	21 230	LIBYA	547	1 128	617
LAOS	7	98	51	EGYPT	668	2 054	1 140
VIETNAM	280	1 540	858	SUDAN	183	440	256
KAMPUCHEA	12	248	142	MALI	43	140	77
INDONESIA	1 429	18 187	10 070	SENEGAL	32	84	47
MALAYSIA	8 745	18 869	10 488	SIERRA LEONE	19	74	41
SINGAPORE	3 472	13 432	7 511	LIBERIA	36	54	31
PHILIPPINES	8 294	28 193	15 726	IVORY COAST	73	283	159
CHINA	18 026	29 934	17 098	NIGERIA	2 053	5 888	3 231
NORTH KOREA	48	240	132	CAMEROON	30	107	59
SOUTH KOREA	3 657	23 351	12 998	ZAIRE	71	303	174
JAPAN	57 483	802 359	448 906	RWANDA	212	836	472
TAIWAN	8 263	34 935	19 525	BURUNDI	47	76	42
HONG KONG	10 441	54 724	30 445	ANGOLA	76	463	281
MACAO	33	100	55	ETHIOPIA	299	155	86
AUSTRALIA	16 076	122 246	68 298	KENYA	333	1 120	625
PAPUA NEW G	268	778	428	SEYCHELLES	37	68	38
NEW ZEALAND	2 858	28 427	15 843	MAURITIUS	38	432	238
AMER OCEANIA	3	389	216	ZAMBIA	27	61	33
N ZEAL OCEAN	32	58	32	REP S AFRICA	3 265	9 124	5 074
FIJI	36	144	80	USA	13 803	13 562	7 515
551 ESSENTL OIL, PERFUME ETC				CANADA	2 296	1 148	631
IMPORTS	216 764	405 959	225 580	MEXICO	392	1 430	791
FRANCE	33 603	108 932	60 402	GUATEMALA	163	1 211	679
BELGIUM LUX	4 869	8 031	4 453	HONDURAS	90	418	233
NETHERLANDS	21 467	50 519	28 114	EL SALVADOR	101	575	320
ITALY	23 505	16 649	9 259	COSTA RICA	378	1 086	601
UNTD KINGDOM	21 186	37 309	20 831	PANAMA	175	240	133
IRELAND	3 885	17 718	9 868	DOMINIC REP	150	382	210
DENMARK	275	849	470	JAMAICA	20	97	54
GREECE	516	648	361	BARBADOS	52	121	68
PORTUGAL	311	377	210	TRINIDAD TOB	28	152	84
SPAIN	3 155	4 674	2 605	ARUBA	26	69	38
SWEDEN	3 352	1 117	617	COLOMBIA	364	1 570	871
SWITZERLAND	18 034	93 201	51 668	VENEZUELA	4 842	14 607	8 150
AUSTRIA	4 864	3 908	2 166	ECUADOR	578	2 001	1 121
YUGOSLAVIA	781	1 595	880	PERU	1 557	5 638	3 118
TURKEY	33	237	132	BRAZIL	234	1 085	604
SOVIET UNION	420	1 199	657	CHILE	885	3 310	1 859
POLAND	8 972	1 478	814	BOLIVIA	62	354	197
CZECHOSLOVA	14	80	43	PARAGUAY	18	121	68
HUNGARY	76	536	300	URUGUAY	41	310	171
ROMANIA	101	166	102	ARGENTINA	461	1 538	857
BULGARIA	145	655	363	CYPRUS	185	805	450
MOROCCO	144	780	428	LEBANON	198	988	549
TUNISIA	104	264	143	SYRIA	1 151	2 447	1 375
EGYPT	18	574	326	IRAQ	98	583	332
ETHIOPIA	20	126	69	IRAN	1 488	2 854	1 610
MADAGASCAR	1 245	678	372	ISRAEL	1 284	3 086	1 714
REP S AFRICA	396	369	209	JORDAN	145	333	187
USA	12 058	20 382	11 337	SAUDI ARABIA	877	2 978	1 655
CANADA	108	623	344	KUWAIT	59	162	92
MEXICO	176	684	382	BAHRAIN	14	138	78
GUATEMALA	10	57	32	ARAB EMIRAT	41	194	104
HAITI	62	534	294	OMAN	19	61	34
BRAZIL	36 252	9 437	5 286	NORTH YEMEN	222	659	362
PARAGUAY	483	1 000	557	AFGHANISTAN	67	104	56
ARGENTINA	429	1 001	555	PAKISTAN	334	1 559	862
CYPRUS	363	120	66	INDIA	242	566	313
ISRAEL	1 896	1 268	708	BANGLADESH	287	701	400
INDIA	163	1 563	865	SRI LANKA	91	340	189
SRI LANKA	98	344	192	NEPAL	24	60	33
INDONESIA	1 144	2 701	1 496	BURMA	11	65	37
SINGAPORE	34	127	70	THAILAND	522	1 819	1 010
CHINA	10 838	10 857	6 082	INDONESIA	4 209	14 548	8 142
NORTH KOREA	140	141	81	MALAYSIA	380	1 240	696
JAPAN	417	1 734	970	SINGAPORE	991	1 617	905
TAIWAN	43	63	34	PHILIPPINES	715	1 369	763
HONG KONG	156	191	106	CHINA	194	956	541
AUSTRALIA	89	195	109	SOUTH KOREA	2 126	7 612	4 299
EXPORTS	169 526	424 083	236 174	JAPAN	3 021	9 641	5 351
FRANCE	11 072	27 609	15 378	TAIWAN	793	2 718	1 513
BELGIUM LUX	6 967	16 243	9 025	HONG KONG	2 069	5 888	3 288
NETHERLANDS	9 298	21 798	12 126	AUSTRALIA	1 138	4 264	2 376
ITALY	15 637	40 147	22 269	NEW ZEALAND	150	666	369
UNTD KINGDOM	18 232	36 262	20 172	FIJI	21	86	47
IRELAND	769	2 018	1 120	553 PERFUMERY, COSMETICS, ETC			
				IMPORTS	549 166	1 013 366	566 115
				FRANCE	201 986	574 384	321 192

6 IMPORTS AND EXPORTS (SPECIAL TRADE) BY GROUPS OF THE SITC-REV. II AND BY COUNTRIES OF PRODUCTION AND CONSUMPTION 1987

GROUP COUNTRY	DT * 100 KG	1 000 DM	1 000 \$	GROUP COUNTRY	DT * 100 KG	1 000 DM	1 000 \$
BELGIUM LUX	47 087	53 565	29 787	PERU	369	1 755	985
NETHERLANDS	45 749	46 038	25 729	BRAZIL	78	151	86
ITALY	57 781	62 225	34 687	CHILE	447	1 212	674
UNTD KINGDOM	86 421	116 788	65 159	BOLIVIA	275	380	210
IRELAND	25 181	27 738	15 606	PARAGUAY	1 083	1 270	702
DENMARK	2 491	4 698	2 727	URUGUAY	116	270	152
GREECE	823	833	467	ARGENTINA	380	474	267
PORTUGAL	210	342	189	CYPRUS	589	940	519
SPAIN	3 709	10 078	5 615	LEBANON	1 083	931	520
NORWAY	111	588	329	SYRIA	229	623	349
SWEDEN	1 382	3 663	2 042	IRAN	536	242	132
SWITZERLAND	36 232	62 441	34 798	ISRAEL	1 324	2 420	1 346
AUSTRIA	15 857	12 503	7 009	JORDAN	3 825	3 353	1 868
MALTA	1 662	1 044	576	SAUDI ARABIA	38 955	38 994	21 758
YUGOSLAVIA	3 747	1 136	633	KUWAIT	8 613	10 085	5 633
TURKEY	200	72	42	BAHRAIN	1 751	2 144	1 213
HUNGARY	23	59	32	QATAR	1 088	1 388	777
USA	8 131	13 104	7 294	ARAB EMIRAT	9 187	10 621	5 908
CANADA	226	301	169	OMAN	2 321	2 197	1 229
PANAMA	7	69	37	AFGHANISTAN	1 579	1 340	767
BRAZIL	322	113	61	PAKISTAN	22	81	45
CYPRUS	11	82	45	INDIA	322	1 470	816
LEBANON	37	60	31	SRI LANKA	168	213	123
ISRAEL	636	428	234	THAILAND	734	1 107	620
SAUDI ARABIA	17	80	43	INDONESIA	64	167	93
INDIA	137	185	103	MALAYSIA	2 112	2 924	1 644
SINGAPORE	39	183	107	SINGAPORE	4 690	6 591	3 678
CHINA	755	532	297	PHILIPPINES	769	665	362
SOUTH KOREA	163	447	248	CHINA	36	120	67
JAPAN	4 734	13 125	7 313	SOUTH KOREA	439	1 460	823
TAIWAN	3 063	5 790	3 257	JAPAN	21 674	29 387	16 363
HONG KONG	51	111	64	TAIWAN	821	1 889	1 053
AUSTRALIA	12	66	37	HONG KONG	6 486	10 552	5 943
EXPORTS	972 436	1 149 344	640 007	AUSTRALIA	5 339	10 038	5 571
FRANCE	82 348	111 586	62 041	NEW ZEALAND	270	1 183	655
BELGIUM LUX	109 365	73 798	40 958	554 SOAPS, CLEANING ETC PREPS			
NETHERLANDS	127 728	124 889	69 416	IMPORTS	2 742 801	580 735	324 185
ITALY	74 101	107 637	59 857	FRANCE	360 766	78 411	43 866
UNTD KINGDOM	73 095	93 301	51 972	BELGIUM LUX	755 738	121 530	67 661
IRELAND	1 451	2 232	1 240	NETHERLANDS	552 653	96 562	53 859
DENMARK	21 599	23 140	12 871	ITALY	144 579	29 736	16 632
GREECE	1 655	3 320	1 857	UNTD KINGDOM	223 052	66 748	37 284
PORTUGAL	3 015	4 007	2 235	IRELAND	7 252	6 703	3 746
SPAIN	6 300	10 639	5 974	DENMARK	61 322	10 432	5 791
CANARY IS	212	1 049	597	PORTUGAL	501	128	71
CEUTA MEL	53	218	123	SPAIN	38 333	8 810	4 958
ICELAND	1 558	2 386	1 331	NORWAY	17 741	3 186	1 771
NORWAY	14 747	19 814	11 071	SWEDEN	15 807	4 819	2 677
SWEDEN	35 244	33 707	18 754	SWITZERLAND	252 262	77 440	43 327
FINLAND	14 298	20 118	11 171	AUSTRIA	130 869	27 436	15 348
SWITZERLAND	77 675	111 619	62 181	YUGOSLAVIA	94 187	9 938	5 531
AUSTRIA	91 922	112 243	62 568	TURKEY	655	95	53
GIBRALTAR	137	222	121	POLAND	1 511	235	131
MALTA	1 817	1 907	1 070	CZECHOSLOVA	13 901	1 682	944
YUGOSLAVIA	341	1 368	783	HUNGARY	4 227	927	538
TURKEY	1 060	2 401	1 329	ROMANIA	2 979	232	129
SOVIET UNION	3 466	2 314	1 385	BULGARIA	2 146	434	243
POLAND	4 356	5 450	3 041	USA	54 026	29 292	16 302
CZECHOSLOVA	3 593	4 243	2 381	CANADA	4 104	2 585	1 440
HUNGARY	6 207	5 513	3 073	CHINA	260	68	36
ROMANIA	572	482	275	JAPAN	2 997	2 733	1 533
BULGARIA	1 528	2 496	1 416	HONG KONG	256	249	138
MOROCCO	46	64	36	EXPORTS	7 764 470	1 985 598	1 107 320
ALGERIA	71	267	156	FRANCE	1 453 297	303 747	169 297
TUNISIA	15	117	61	BELGIUM LUX	904 590	195 852	109 165
EGYPT	2 431	1 538	858	NETHERLANDS	728 928	149 933	83 511
SUDAN	537	504	300	ITALY	675 704	188 843	105 607
MALI	29	53	30	UNTD KINGDOM	734 153	170 986	95 617
CHAD	45	142	79	IRELAND	30 489	7 495	4 182
IVORY COAST	131	372	212	DENMARK	203 570	48 404	26 916
TOGO	102	196	112	GREECE	61 234	21 425	11 935
BENIN	65	402	227	PORTUGAL	39 569	16 563	9 234
NIGERIA	1 769	1 384	777	SPAIN	104 675	33 789	18 857
CAMEROON	60	86	52	CANARY IS	348	165	96
ETHIOPIA	82	117	63	CEUTA MEL	204	98	55
DJIBOUTI	114	138	75	ICELAND	6 540	2 223	1 235
KENYA	72	78	41	NORWAY	57 699	17 395	9 677
MOZAMBIQUE	56	77	42	SWEDEN	128 820	38 074	21 223
REUNION	51	60	32	FINLAND	67 019	23 397	13 045
MAURITIUS	73	113	62	SWITZERLAND	502 536	128 989	71 862
REP S AFRICA	1 938	3 715	2 089	AUSTRIA	485 751	130 042	72 504
USA	74 323	88 265	48 930	MALTA	6 129	1 304	734
CANADA	9 095	14 718	8 212	YUGOSLAVIA	81 413	26 554	14 894
MEXICO	29	112	65	TURKEY	49 830	14 648	8 184
BERMUDA	43	59	30	SOVIET UNION	161 864	54 340	30 067
GUATEMALA	81	69	33	POLAND	34 007	10 992	6 189
HONDURAS	60	134	76	CZECHOSLOVA	51 172	17 734	9 870
EL SALVADOR	26	63	33	HUNGARY	96 815	19 708	10 993
PANAMA	758	1 247	696	ROMANIA	4 380	1 777	1 004
CUBA	160	95	52	BULGARIA	72 921	21 346	11 933
HAITI	128	265	147	ALBANIA	2 765	734	417
BAHAMAS	42	74	40	MOROCCO	11 626	3 329	1 853
DOMINIC REP	158	231	125	ALGERIA	47 886	9 264	5 294
GUADELOUPE	61	101	56	TUNISIA	5 180	1 883	1 038
JAMAICA	67	72	41	LIBYA	31 844	8 512	4 707
BARBADOS	131	229	129	EGYPT	13 978	5 965	3 356
TRINIDAD TOB	316	298	163	SUDAN	1 022	476	265
ARUBA	41	110	66	MAURITANIA	360	95	52
NETH ANTILL	243	522	289	MALI	302	153	85
COLOMBIA	110	800	435				
VENEZUELA	235	253	142				
ECUADOR	623	872	496				

6 IMPORTS AND EXPORTS (SPECIAL TRADE) BY GROUPS OF THE SITC-REV. II AND BY COUNTRIES OF PRODUCTION AND CONSUMPTION 1987

GROUP COUNTRY	DT = 100 KG	1 000 DM	1 000 \$	GROUP COUNTRY	DT = 100 KG	1 000 DM	1 000 \$
BURKINA FASO	186	89	47	UNTD KINGDOM	351 315	10 397	5 771
NIGER	716	302	167	IRELAND	621 534	13 060	7 273
SENEGAL	1 297	589	319	DENMARK	2 317 704	42 276	23 439
GAMBIA	316	136	79	GREECE	10 332	327	179
LIBERIA	255	95	53	PORTUGAL	650 558	14 392	8 071
IVORY COAST	2 934	1 256	692	SPAIN	1 470 496	30 478	17 167
GHANA	941	540	295	NORWAY	209 430	6 800	3 926
TOGO	989	358	199	SWEDEN	694 997	17 945	10 164
BENIN	570	296	167	SWITZERLAND	25 747	2 571	1 435
NIGERIA	17 983	5 783	3 256	AUSTRIA	4 380 749	121 918	67 811
CAMEROON	4 150	1 415	796	YUGOSLAVIA	1 890 233	47 651	26 415
CENT AFR REP	163	68	39	TURKEY	592 554	14 222	8 036
GABON	936	295	162	POLAND	599 708	12 328	6 892
CONGO	410	215	120	CZECHOSLOVA	980 133	14 404	8 008
ZAIRE	4 420	1 740	970	HUNGARY	1 911 456	43 381	24 523
RWANDA	1 201	332	187	ROMANIA	2 249 016	37 409	20 809
BURUNDI	232	142	77	BULGARIA	415 855	5 309	3 065
ANGOLA	4 068	1 421	804	MOROCCO	83 495	2 283	1 242
ETHIOPIA	1 542	387	215	TUNISIA	565 514	15 695	8 597
SOMALIA	730	178	100	LIBYA	133 081	1 932	1 058
KENYA	4 649	1 470	827	NIGERIA	35 695	771	472
UGANDA	479	128	73	REP S AFRICA	253 785	4 992	2 750
TANZANIA	2 905	1 024	565	USA	3 012 664	90 721	50 237
SEYCHELLES	339	99	57	CANADA	113 261	2 448	1 379
MOZAMBIQUE	1 131	314	184	TRINIDAD TOB	53 301	1 116	604
MADAGASCAR	329	155	84	VENEZUELA	157 394	3 251	1 820
REUNION	388	135	74	IRAQ	150 138	3 499	1 918
MAURITIUS	1 088	584	319	ISRAEL	20 031	559	311
ZAMBIA	416	148	80	JORDAN	10 621	311	170
ZIMBABWE	1 647	657	361	MALAYSIA	97 566	1 780	975
MALAWI	55	60	36				
REP S AFRICA	36 642	15 635	8 676	EXPORTS	52 450 734	1 217 450	679 006
BOTSWANA	148	62	36				
USA	69 836	32 965	18 353	FRANCE	3 692 669	101 472	56 526
CANADA	14 746	6 982	3 910	BELGIUM LUX	14 711 143	293 945	163 899
MEXICO	4 214	1 957	1 079	NETHERLANDS	4 078 935	95 323	52 747
GUATEMALA	4 713	1 310	727	ITALY	2 601 775	108 294	60 551
HONDURAS	737	402	225	UNTD KINGDOM	1 921 212	34 228	18 961
EL SALVADOR	2 645	730	403	IRELAND	3 292 363	49 751	27 735
NICARAGUA	192	92	51	DENMARK	902 667	27 198	15 028
COSTA RICA	3 508	1 076	589	GREECE	648 186	21 544	11 912
PANAMA	344	176	100	PORTUGAL	31 504	1 571	867
CUBA	811	317	182	SPAIN	2 123 121	35 036	19 568
HAITI	305	192	109	CANARY IS	18 800	223	122
DOMINIC REP	6 428	1 238	694	ICELAND	3 742	134	73
GUADELOUPE	234	104	58	NORWAY	114 509	3 689	2 091
JAMAICA	329	136	76	SWEDEN	2 258 185	54 051	30 438
BARBADOS	114	108	61	FINLAND	108 174	2 353	1 338
TRINIDAD TOB	266	154	85	SWITZERLAND	761 305	26 413	14 619
COLOMBIA	8 072	3 182	1 775	AUSTRIA	2 733 641	70 484	39 140
VENEZUELA	8 899	3 039	1 690	YUGOSLAVIA	7 533	545	303
SURINAME	389	57	32	TURKEY	393 439	9 569	5 269
ECUADOR	5 714	1 903	1 054	SOVIET UNION	56 047	4 255	2 352
PERU	14 690	4 747	2 663	POLAND	390 296	13 991	7 747
BRAZIL	7 053	4 504	2 529	CZECHOSLOVA	12 949	962	530
CHILE	18 541	6 139	3 405	HUNGARY	52 536	3 730	2 069
BOLIVIA	1 652	582	322	MOROCCO	12 005	629	352
PARAGUAY	1 655	413	231	ALGERIA	231 125	8 299	4 601
URUGUAY	8 977	2 837	1 579	TUNISIA	2 140	116	65
ARGENTINA	10 294	3 745	2 074	LIBYA	81 970	888	489
CYPRUS	6 652	2 215	1 242	EGYPT	250 173	7 384	4 369
LEBANON	10 903	2 654	1 474	SUDAN	574	148	82
SYRIA	21 714	4 830	2 731	MALI	4 515	253	139
IRAQ	2 849	1 956	1 104	GUINEA	4 171	96	53
IRAN	89 223	19 340	10 777	IVORY COAST	40 016	296	160
ISRAEL	64 768	18 401	10 253	GHANA	80 996	654	366
JORDAN	21 193	4 730	2 635	TOGO	24 005	550	296
SAUDI ARABIA	42 589	12 704	7 038	NIGERIA	7 087	523	298
KUWAIT	7 938	2 547	1 410	CAMEROON	68 000	499	279
BAHRAIN	1 802	692	384	GABON	3 828	103	57
QATAR	1 024	364	205	CONGO	2 988	87	53
ARAB EMIRAT	10 022	3 684	2 055	ZAIRE	35 450	1 070	589
OMAN	1 775	704	388	ANGOLA	3 251	118	65
NORTH YEMEN	2 138	470	257	ETHIOPIA	65 608	1 580	904
SOUTH YEMEN	325	151	83	DJIBOUTI	1 075	184	113
AFGHANISTAN	1 608	577	320	KENYA	10 285	302	165
PAKISTAN	12 322	4 080	2 245	UGANDA	5 000	141	87
INDIA	11 880	3 951	2 232	MADAGASCAR	15 264	436	238
BANGLADESH	2 590	813	455	ZIMBABWE	108 609	3 233	1 790
SRI LANKA	2 237	1 014	567	REP S AFRICA	487 704	8 512	4 865
NEPAL	116	60	33	USA	1 305 883	30 533	17 310
BURMA	525	123	67	CANADA	8 717	462	255
THAILAND	22 812	6 742	3 762	GUATEMALA	35 229	591	328
INDONESIA	25 154	8 690	4 811	HONDURAS	179 158	3 179	1 789
MALAYSIA	12 229	3 394	1 899	COSTA RICA	47 234	1 334	777
SINGAPORE	14 689	5 220	2 915	PANAMA	164 162	3 248	1 830
PHILIPPINES	10 968	2 655	1 481	DOMINIC REP	5 238	224	122
CHINA	6 644	2 468	1 420	TRINIDAD TOB	8 200	278	156
NORTH KOREA	305	114	62	COLOMBIA	2 421	433	257
SOUTH KOREA	41 347	13 718	7 655	VENEZUELA	789	434	243
JAPAN	54 978	25 182	14 037	GUYANA	23 600	175	97
TAIWAN	31 016	11 625	6 457	SURINAME	5 000	96	53
HONG KONG	44 759	14 848	8 255	ECUADOR	1 130	213	116
AUSTRALIA	19 188	9 550	5 353	PERU	1 292	606	331
NEW ZEALAND	11 360	3 491	1 935	BRAZIL	809 572	11 713	6 560
				CHILE	5 420	409	227
				BOLIVIA	7 281	241	134
				URUGUAY	40 330	584	325
				ARGENTINA	61 048	1 804	1 002
				CYPRUS	1 510	153	83
				LEBANON	186	69	38
				IRAN	1 097	201	118
				ISRAEL	3 317	226	132
				JORDAN	1 651	274	152
562 FERTILIZERS MANUFACTURED							
IMPORTS	52 583 007	1 231 363	686 030				
FRANCE	3 369 565	81 251	44 906				
BELGIUM LUX	10 810 018	223 611	124 264				
NETHERLANDS	11 165 212	286 143	159 609				
ITALY	3 173 113	75 131	42 179				

6 IMPORTS AND EXPORTS (SPECIAL TRADE) BY GROUPS OF THE SITC-REV. II AND BY COUNTRIES OF PRODUCTION AND CONSUMPTION 1987

GROUP COUNTRY	DT = 100 KG	1 000 DM	1 000 \$	GROUP COUNTRY	DT = 100 KG	1 000 DM	1 000 \$
SAUDI ARABIA	80 723	4 263	2 330	BURMA	541	204	110
KUWAIT	2 702	160	91	THAILAND	82	457	259
ARAB EMIRAT	18 767	596	327	MALAYSIA	44	324	179
OMAN	40 187	2 207	1 225	SINGAPORE	287	1 015	571
NORTH YEMEN	505	102	62	PHILIPPINES	7	80	44
PAKISTAN	490 053	16 530	9 091	SOUTH KOREA	38	109	62
INDIA	3 375 774	47 647	26 462	TAIWAN	91	79	42
BANGLADESH	20 709	722	399	HONG KONG	68	126	71
SRI LANKA	15 862	803	434	AUSTRALIA	161	745	414
THAILAND	134 964	3 721	2 057	NEW ZEALAND	30	114	63
INDONESIA	150 331	5 120	2 845	POLAR REG	21	75	42
MALAYSIA	670 746	15 398	8 706				
SINGAPORE	260 172	6 200	3 508	582 PROD OF CONDENSATION ETC			
PHILIPPINES	56 446	1 917	1 059				
CHINA	912 244	27 440	15 469	IMPORTS	8 661 958	3 510 735	1 954 441
SOUTH KOREA	735	129	72				
JAPAN	884 002	24 686	13 910	FRANCE	480 682	315 147	174 953
TAIWAN	18 536	1 544	852	BELGIUM LUX	1 164 721	546 152	303 549
HONG KONG	27 921	966	539	NETHERLANDS	3 070 993	1 134 185	631 927
AUSTRALIA	80 810	3 210	1 786	ITALY	1 045 061	322 279	179 360
PAPUA NEW G	14 262	443	255	UNITD KINGDOM	353 686	207 194	115 669
NEW ZEALAND	6 864	741	419	IRELAND	6 195	20 624	11 441
				DENMARK	89 378	25 090	14 017
				GREECE	242	72	41
				PORTUGAL	2 013	1 802	1 014
				SPAIN	69 836	21 175	11 825
				NORWAY	42 525	13 921	7 755
				SWEDEN	105 281	23 227	12 963
				FINLAND	7 326	5 128	2 857
				SWITZERLAND	346 332	243 791	135 795
				AUSTRIA	754 847	117 391	65 293
				YUGOSLAVIA	73 403	14 216	7 921
				TURKEY	1 157	285	164
				SOVIET UNION	2 172	349	197
				POLAND	246 858	11 712	6 581
				CZECHOSLOVA	202 423	11 074	6 199
				HUNGARY	9 541	1 925	1 057
				ROMANIA	11 314	3 401	1 881
				BULGARIA	4 551	1 634	920
				REP S AFRICA	981	384	217
				USA	376 417	291 515	162 196
				CANADA	13 811	7 181	3 977
				MEXICO	5 708	1 876	1 045
				COLOMBIA	1 064	355	201
				BRAZIL	279	185	103
				ISRAEL	19 276	8 064	4 525
				INDIA	900	372	204
				CHINA	3 656	1 333	741
				NORTH KOREA	170	48	30
				SOUTH KOREA	14 463	7 952	4 432
				JAPAN	127 101	146 006	81 310
				TAIWAN	5 144	2 216	1 233
				HONG KONG	2 527	1 314	761
				EXPORTS	13 953 798	6 350 097	3 537 650
				FRANCE	2 211 200	841 366	468 563
				BELGIUM LUX	1 273 615	371 142	206 674
				NETHERLANDS	1 130 463	466 617	259 798
				ITALY	1 712 437	806 660	449 217
				UNITD KINGDOM	1 083 660	531 365	295 905
				IRELAND	80 200	34 963	19 490
				DENMARK	257 735	152 980	85 189
				GREECE	100 705	51 111	28 534
				PORTUGAL	85 860	57 484	32 088
				SPAIN	409 025	233 139	129 784
				CANARY IS	493	492	274
				CEUTA MEL	86	103	59
				ICELAND	7 447	3 275	1 825
				NORWAY	101 853	48 624	27 321
				SWEDEN	349 638	192 693	107 453
				FINLAND	190 524	106 233	59 244
				SWITZERLAND	746 557	345 551	192 392
				AUSTRIA	836 803	312 855	174 291
				MALTA	17 169	8 764	4 882
				YUGOSLAVIA	178 705	107 657	60 304
				TURKEY	157 834	50 302	28 150
				SOVIET UNION	287 959	161 023	89 411
				POLAND	61 911	41 296	23 147
				CZECHOSLOVA	59 859	44 153	24 596
				HUNGARY	59 027	45 992	25 625
				ROMANIA	30 325	19 251	10 777
				BULGARIA	62 769	37 519	21 020
				ALBANIA	278	283	157
				MOROCCO	13 615	5 739	3 184
				ALGERIA	36 495	10 854	6 216
				TUNISIA	31 910	7 153	3 979
				LIBYA	10 561	3 892	2 144
				EGYPT	68 300	22 794	12 679
				SUDAN	538	254	142
				NIGER	72	56	30
				SENEGAL	649	333	187
				SIERRA LEONE	409	71	38
				LIBERIA	184	86	46
				IVORY COAST	5 236	1 838	1 014
				GHANA	398	135	78
				BENIN	390	283	157
				NIGERIA	24 289	8 517	4 723
				CAMEROON	1 841	717	409
				GABON	1 248	449	260
				ZAIRE	4 558	1 436	800
				RWANDA	1 214	527	290
				BURUNDI	3 279	1 242	680
				ANGOLA	5 471	2 737	1 545

572 EXPLOSIVES, PYROTECH PROD

IMPORTS	115 397	137 009	76 134
FRANCE	1 222	7 586	4 240
BELGIUM LUX	1 857	4 330	2 422
NETHERLANDS	10 510	27 673	15 241
ITALY	17 417	39 189	21 759
UNITD KINGDOM	4 251	10 535	5 867
SPAIN	353	615	358
NORWAY	1 710	7 750	4 379
SWEDEN	718	2 073	1 156
FINLAND	358	1 086	611
SWITZERLAND	210	5 524	3 032
AUSTRIA	173	510	286
YUGOSLAVIA	12 385	2 728	1 518
POLAND	4 685	688	383
CZECHOSLOVA	4 134	751	421
HUNGARY	1 800	843	465
USA	323	2 288	1 272
BRAZIL	303	338	184
ISRAEL	350	857	462
SINGAPORE	124	233	142
CHINA	51 854	20 413	11 388
JAPAN	165	523	286
TAIWAN	303	319	174
HONG KONG	160	102	60
EXPORTS	128 344	151 107	84 481
FRANCE	1 640	4 183	2 329
BELGIUM LUX	9 887	4 962	2 771
NETHERLANDS	5 161	11 730	6 938
ITALY	13 600	14 704	8 209
UNITD KINGDOM	7 308	13 932	7 736
IRELAND	45	146	83
DENMARK	2 293	3 688	2 062
GREECE	359	1 382	801
PORTUGAL	185	1 338	730
SPAIN	2 664	1 428	821
CANARY IS	48	63	36
ICELAND	102	288	169
NORWAY	3 325	9 850	5 539
SWEDEN	1 869	5 942	3 326
FINLAND	756	2 023	1 148
SWITZERLAND	4 372	8 251	4 583
AUSTRIA	12 332	15 278	8 584
ANDORRA	6	61	33
TURKEY	412	932	514
CZECHOSLOVA	5 954	2 119	1 172
MOROCCO	49	184	102
LIBYA	5 064	1 187	646
EGYPT	25	51	31
SUDAN	1 045	562	329
MALI	3 741	951	522
CAPE VERDE	1 000	223	137
IVORY COAST	55	137	81
GHANA	845	428	245
TOGO	224	61	33
NIGERIA	16 710	15 958	8 994
ZAIRE	5 448	6 957	3 889
SOVALIA	51	53	30
TANZANIA	66	95	55
MAURITIUS	310	608	351
ZAMBIA	298	294	165
REP S AFRICA	108	264	150
USA	1 580	4 882	2 701
CANADA	339	776	433
MEXICO	3	76	45
CHILE	21	91	53
SYRIA	352	535	324
ISRAEL	239	397	226
JORDAN	189	3 183	1 726
SAUDI ARABIA	1 487	680	372
OMAN	1 028	523	287
NORTH YEMEN	2 606	748	408
SOUTH YEMEN	1 444	936	541
PAKISTAN	201	170	95
INDIA	24	93	51
SRI LANKA	9 875	3 734	2 064
NEPAL	14	138	74

6 IMPORTS AND EXPORTS (SPECIAL TRADE) BY GROUPS OF THE SITC-REV. II AND BY COUNTRIES OF PRODUCTION AND CONSUMPTION 1987

GROUP COUNTRY	DT * 100 KG	1 000 DM	1 000 \$	GROUP COUNTRY	DT * 100 KG	1 000 DM	1 000 \$
ETHIOPIA	335	300	170	BULGARIA	9 906	889	499
KENYA	29 950	5 281	2 944	REP S AFRICA	4 515	1 116	616
TANZANIA	3 407	864	474	USA	583 709	390 149	216 915
MOZAMBIQUE	1 543	322	188	CANADA	98 479	33 005	18 342
MADAGASCAR	2 465	714	405	MEXICO	35 887	4 168	2 330
REUNION	2 089	504	280	BRAZIL	7 745	1 521	843
MAURITIUS	1 194	572	315	ARGENTINA	14 338	1 987	1 125
ZIMBABWE	3 493	1 344	761	ISRAEL	113 319	22 551	12 503
MALAWI	869	172	96	SAUDI ARABIA	498 997	71 855	40 108
REP S AFRICA	141 496	81 740	45 523	MALAYSIA	684	258	142
USA	482 200	288 914	160 843	SINGAPORE	699	432	236
CANADA	152 069	68 451	38 236	PHILIPPINES	3 343	929	523
MEXICO	27 201	17 312	9 634	SOUTH KOREA	16 452	6 249	3 485
GUATEMALA	5 242	1 322	734	JAPAN	104 563	92 300	51 353
HONDURAS	204	209	118	TAIWAN	36 364	13 592	7 631
EL SALVADOR	2 954	794	440	HONG KONG	578	287	162
NICARAGUA	252	110	63	AUSTRALIA	325	148	82
COSTA RICA	17 456	2 295	1 274	EXPORTS	39 159 063	10 989 897	6 126 982
PANAMA	956	537	300	FRANCE	5 355 342	1 641 360	914 053
CUBA	1 351	667	370	BELGIUM LUX	3 158 425	778 669	433 624
DOMINIC REP	5 254	1 627	907	NETHERLANDS	4 013 941	1 088 771	607 204
MARTINIQUE	118	76	44	ITALY	5 542 078	1 373 436	765 488
JAMAICA	1 021	279	153	UNITD KINGDOM	3 952 246	1 166 489	650 515
BARBADOS	93	60	33	IRELAND	288 981	83 773	46 794
TRINIDAD TOB	36	60	31	DENMARK	1 199 389	345 335	192 225
NETH ANTILL	23	78	43	GREECE	304 251	75 008	41 833
COLOMBIA	13 749	8 982	5 009	PORTUGAL	243 688	83 441	46 478
VENEZUELA	17 506	15 542	8 691	SPAIN	703 459	217 385	121 265
SURINAME	1 873	324	178	CANARY IS	2 673	1 954	1 069
ECUADOR	28 138	4 831	2 682	CEUTA MEL	1 740	1 118	636
PERU	11 117	7 612	4 242	ICELAND	48 931	14 184	7 931
BRAZIL	49 009	42 559	23 875	FAROE IS	1 216	201	113
CHILE	15 747	8 378	4 652	NORWAY	402 975	117 346	65 360
BOLIVIA	8 280	1 299	718	SWEDEN	1 419 207	380 182	212 061
PARAGUAY	487	234	132	FINLAND	807 206	197 272	110 097
URUGUAY	8 834	4 524	2 485	SWITZERLAND	2 018 837	617 958	344 199
ARGENTINA	36 788	20 846	11 616	AUSTRIA	1 766 460	556 851	309 935
CYPRUS	6 236	2 629	1 460	ANDORRA	1 026	283	157
LEBANON	1 707	696	396	MALTA	12 526	4 338	2 393
SYRIA	14 753	4 919	2 715	YUGOSLAVIA	265 215	92 546	51 928
IRAQ	34 244	18 075	10 003	TURKEY	193 390	48 788	27 292
IRAN	52 711	22 020	12 165	SOVIET UNION	630 293	182 043	100 958
ISRAEL	99 368	45 568	25 341	POLAND	127 911	43 992	24 733
JORDAN	10 671	3 004	1 687	CZECHOSLOVA	149 397	51 432	28 759
SAUDI ARABIA	43 152	18 845	10 553	HUNGARY	201 127	74 672	41 621
KUWAIT	7 482	3 294	1 810	ROMANIA	7 323	5 043	2 857
BAHRAIN	3 387	894	504	BULGARIA	223 947	52 258	29 246
QATAR	2 651	777	433	ALBANIA	212	126	68
ARAB EMIRAT	18 883	6 262	3 474	MOROCCO	43 375	10 896	6 043
OMAN	847	577	323	ALGERIA	113 491	29 659	16 865
NORTH YEMEN	1 195	196	103	TUNISIA	43 673	11 658	6 529
SOUTH YEMEN	2 031	305	167	LIBYA	92 051	21 192	11 665
AFGHANISTAN	332	133	74	EGYPT	288 488	61 743	34 572
PAKISTAN	14 145	8 589	4 796	SUDAN	3 289	667	379
INDIA	40 169	18 715	10 508	MAURITANIA	67	107	59
BANGLADESH	5 056	1 796	1 067	MALI	3 449	701	389
SRI LANKA	5 461	1 561	883	BURKINA FASO	513	174	96
NEPAL	233	83	44	NIGER	198	140	76
BURMA	288	165	91	CHAD	242	200	110
THAILAND	31 759	15 660	8 757	SENEGAL	18 539	3 505	1 953
INDONESIA	66 678	28 243	15 774	LIBERIA	1 497	418	235
MALAYSIA	15 633	7 425	4 133	IVORY COAST	31 011	6 087	3 386
SINGAPORE	48 839	22 842	12 747	GHANA	12 697	3 108	1 708
PHILIPPINES	13 033	5 471	3 038	TOGO	6 318	918	501
MONGOLIA	80	67	37	BENIN	1 059	396	219
CHINA	49 169	17 918	10 254	NIGERIA	83 497	20 828	11 721
NORTH KOREA	857	388	213	CAMEROON	4 660	1 461	808
SOUTH KOREA	88 122	53 558	29 778	CENT AFR REP	115	58	34
JAPAN	149 754	128 014	71 348	GABON	454	161	90
TAIWAN	81 894	49 236	27 363	CONGO	1 579	434	246
HONG KONG	123 993	72 518	40 170	ZAIRE	10 614	2 777	1 553
MACAO	25	72	39	RWANDA	8 482	2 239	1 249
AUSTRALIA	74 876	42 476	23 681	BURUNDI	4 569	1 075	600
PAPUA NEW G	203	113	65	ANGOLA	24 509	6 894	3 955
AUST OCEANIA	1 094	445	245	ETHIOPIA	16 405	4 236	2 360
NEW ZEALAND	22 348	14 192	7 917	SOMALIA	4 944	727	396
583 PROD OF POLYMERIZING ETC				KENYA	92 048	15 652	8 690
IMPORTS	27 452 337	6 765 108	3 769 271	UGANDA	2 018	731	421
FRANCE	5 270 544	1 171 867	652 434	TANZANIA	6 197	1 780	1 006
BELGIUM LUX	5 672 635	1 265 985	705 714	SEYCHELLES	223	62	35
NETHERLANDS	6 491 529	1 523 566	848 770	MOZAMBIQUE	3 871	889	495
ITALY	2 487 711	722 229	402 870	MADAGASCAR	3 105	811	452
UNITD KINGDOM	819 965	287 662	160 307	REUNION	5 215	1 494	836
IRELAND	23 899	26 998	15 055	MAURITIUS	14 387	2 624	1 473
DENMARK	130 121	40 960	22 780	ZAMBIA	8 835	2 474	1 404
GREECE	23 260	8 748	4 850	ZIMBABWE	24 837	6 265	3 519
PORTUGAL	200 865	29 420	16 507	MALAWI	6 310	1 286	701
SPAIN	319 236	58 362	32 605	REP S AFRICA	388 008	99 964	55 903
NORWAY	556 667	85 090	47 438	USA	678 879	333 934	185 634
SWEDEN	677 396	175 376	97 745	CANADA	166 374	54 353	30 272
FINLAND	134 444	43 699	24 334	MEXICO	16 006	8 411	4 686
SWITZERLAND	631 992	241 362	134 393	GUATEMALA	11 713	3 206	1 790
AUSTRIA	1 302 079	293 612	163 747	HONDURAS	1 829	642	359
MALTA	125	93	54	EL SALVADOR	6 384	1 874	1 031
YUGOSLAVIA	157 443	26 307	14 643	NICARAGUA	703	308	171
TURKEY	7 190	1 755	966	COSTA RICA	24 601	5 716	3 218
SOVIET UNION	138 409	14 098	7 748	PANAMA	9 363	2 358	1 324
POLAND	96 333	10 590	5 925	CUBA	20 808	3 204	1 774
CZECHOSLOVA	454 329	51 243	28 602	HAITI	260	78	40
HUNGARY	261 736	31 936	17 857	DOMINIC REP	5 776	1 541	866
ROMANIA	52 039	6 730	3 714	GUADELOUPE	82	59	32
				JAMAICA	2 598	610	344

6 IMPORTS AND EXPORTS (SPECIAL TRADE) BY GROUPS OF THE SITC-REV. II AND BY COUNTRIES OF PRODUCTION AND CONSUMPTION 1987

GROUP COUNTRY	DT * 100 KG	1 000 DM	1 000 \$	GROUP COUNTRY	DT * 100 KG	1 000 DM	1 000 \$
BRAZIL	34	12 243	6 708	YUGOSLAVIA	3 625	7 542	4 084
URUGUAY	6	1 751	995	SOVIET UNION	405	84	46
ARGENTINA	933	2 462	1 349	POLAND	1 193	366	197
THAILAND	4 579	464	258	CZECHOSLOVA	2 139	351	203
JAPAN	1 358	3 608	2 036	HUNGARY	698	314	174
TAIWAN	1 860	1 302	735	BULGARIA	1 490	261	149
EXPORTS	973 620	277 612	154 913	REP S AFRICA	1 462	432	238
FRANCE	53 486	32 236	17 937	USA	16 554	31 825	17 436
BELGIUM LUX	18 550	10 090	5 637	ISRAEL	65	149	83
NETHERLANDS	162 124	21 852	12 409	CHINA	270	165	89
ITALY	119 496	36 684	20 509	SOUTH KOREA	375	359	196
UNITD KINGDOM	66 049	16 773	9 376	JAPAN	4 694	9 157	5 082
IRELAND	1 556	1 148	643	NEW ZEALAND	49	124	67
DENMARK	18 922	8 304	4 622	EXPORTS	1 663 598	1 933 849	1 076 540
GREECE	4 913	2 196	1 238	FRANCE	388 438	430 228	240 015
PORTUGAL	11 501	2 321	1 291	BELGIUM LUX	66 402	76 870	42 442
SPAIN	41 672	10 008	5 545	NETHERLANDS	134 471	99 816	55 195
NORWAY	5 460	1 349	759	ITALY	115 571	106 453	59 708
SWEDEN	70 711	7 309	4 066	UNITD KINGDOM	100 058	102 523	56 879
FINLAND	48 470	5 373	2 981	IRELAND	4 424	6 780	3 751
SWITZERLAND	30 457	8 716	4 853	DENMARK	39 368	53 618	29 725
AUSTRIA	9 883	8 992	4 999	GREECE	23 384	32 000	17 672
YUGOSLAVIA	1 550	2 332	1 330	PORTUGAL	25 987	30 278	16 778
TURKEY	12 222	3 621	2 021	SPAIN	54 091	54 175	30 202
SOVIET UNION	31 419	10 354	5 746	CANARY IS	1 063	515	290
POLAND	3 123	1 128	636	ICELAND	10 678	5 473	3 000
CZECHOSLOVA	738	502	283	NORWAY	7 488	8 765	4 846
HUNGARY	6 372	1 588	877	SWEDEN	20 205	30 427	16 875
ROMANIA	96	233	132	FINLAND	8 562	10 720	5 956
BULGARIA	1 724	868	490	SWITZERLAND	29 336	33 637	18 704
MOROCCO	102	55	32	AUSTRIA	46 896	41 467	22 950
ALGERIA	200	62	35	MALTA	167	251	140
TUNISIA	755	138	77	YUGOSLAVIA	8 269	12 485	7 063
EGYPT	843	537	300	TURKEY	9 380	10 308	5 740
BURKINA FASO	355	88	48	SOVIET UNION	52 452	140 871	77 486
NIGER	120	82	46	POLAND	22 912	51 418	29 184
SENEGAL	143	238	132	CZECHOSLOVA	4 104	10 156	5 560
IVORY COAST	1 008	215	117	HUNGARY	8 395	13 478	7 407
GHANA	100	151	87	ROMANIA	377	423	236
NIGERIA	3 918	2 239	1 237	BULGARIA	8 484	11 181	6 138
CAMEROON	600	60	34	ALBANIA	170	311	170
GABON	190	165	90	MOROCCO	8 467	7 649	4 289
CONGO	177	128	73	ALGERIA	18 698	21 100	11 644
ZAIRE	406	357	204	TUNISIA	2 531	2 169	1 202
KENYA	92	82	48	LIBYA	1 734	3 235	1 775
TANZANIA	189	95	52	EGYPT	8 349	13 486	7 512
MADAGASCAR	113	66	35	SUDAN	4 312	5 794	3 204
ZIMBABWE	89	102	61	MAURITANIA	38	150	81
REP S AFRICA	7 088	2 345	1 294	MALI	313	826	471
USA	58 167	41 472	23 026	BURKINA FASO	72	240	132
CANADA	20 473	6 496	3 604	NIGER	109	238	138
MEXICO	401	385	215	CHAD	51	147	81
EL SALVADOR	69	149	83	SENEGAL	584	1 452	797
COSTA RICA	120	165	93	LIBERIA	349	209	119
COLOMBIA	194	705	398	IVORY COAST	973	1 865	1 043
VENEZUELA	366	580	323	GHANA	558	873	486
ECUADOR	543	124	68	TOGO	123	243	137
PERU	121	230	128	BENIN	126	353	196
BRAZIL	463	541	306	NIGERIA	2 319	3 842	2 136
CHILE	181	130	70	CAMEROON	1 756	1 213	695
BOLIVIA	20	130	73	GABON	343	490	265
URUGUAY	88	71	39	ZAIRE	944	2 153	1 236
ARGENTINA	728	1 371	764	RWANDA	106	102	55
SYRIA	289	407	227	BURUNDI	299	280	157
IRAN	1 837	1 209	660	ANGOLA	321	170	97
ISRAEL	4 349	2 564	1 441	ETHIOPIA	3 627	5 019	2 742
JORDAN	527	161	86	DJIBOUTI	223	328	184
SAUDI ARABIA	36	108	62	SOMALIA	2 621	2 866	1 697
KUWAIT	18	114	61	KENYA	19 232	12 101	6 757
ARAB EMIRAT	517	66	38	UGANDA	1 395	2 015	1 091
PAKISTAN	318	199	110	TANZANIA	7 793	7 214	3 995
INDIA	18	138	80	SEYCHELLES	46	73	41
THAILAND	986	940	521	MOZAMBIQUE	856	813	482
INDONESIA	7 505	1 129	628	MADAGASCAR	435	571	318
MALAYSIA	800	113	65	REUNION	1 410	1 427	797
SINGAPORE	5 273	527	310	MAURITIUS	556	878	489
PHILIPPINES	388	258	139	COMOROS	106	149	86
SOUTH KOREA	366	162	89	ZAMBIA	230	560	306
JAPAN	123 251	10 822	6 064	ZIMBABWE	1 802	3 025	1 707
TAIWAN	4 541	437	241	REP S AFRICA	7 291	17 909	9 911
HONG KONG	1 306	276	151	USA	42 230	59 748	33 372
AUSTRALIA	1 006	3 565	1 991	CANADA	13 614	6 989	3 907
NEW ZEALAND	699	211	118	MEXICO	3 188	7 511	4 256
591 PESTICIDES, DISINFECTANTS				GUATEMALA	6 136	6 187	3 468
IMPORTS	526 037	607 494	336 598	BELIZE	59	72	40
FRANCE	121 984	135 673	75 059	HONDURAS	2 138	2 378	1 312
BELGIUM LUX	49 118	76 228	41 792	EL SALVADOR	2 492	3 320	1 838
NETHERLANDS	86 777	56 699	31 493	NICARAGUA	7 764	8 943	5 013
ITALY	12 563	19 872	10 943	COSTA RICA	5 091	4 063	2 227
UNITD KINGDOM	85 797	91 464	50 604	PANAMA	3 232	1 864	1 029
IRELAND	14 986	14 237	7 979	CUBA	6 991	6 049	3 319
DENMARK	22 742	10 407	5 985	DOMINIC REP	3 627	2 852	1 576
PORTUGAL	3 860	375	205	GUADELOUPE	64	173	94
SPAIN	1 437	2 202	1 205	DOMINICA	65	111	62
NORWAY	181	62	36	MARTINIQUE	33	85	51
SWEDEN	3 895	6 645	3 621	JAMAICA	287	444	254
FINLAND	546	170	94	ST LUCIA	129	210	117
SWITZERLAND	73 272	130 636	72 986	ST VINCENT	54	98	53
AUSTRIA	15 800	11 553	6 475	BARBADOS	212	315	176
				TRINIDAD TOB	439	563	314
				GRENADA	135	203	114
				COLOMBIA	6 472	13 608	7 689

6 IMPORTS AND EXPORTS (SPECIAL TRADE) BY GROUPS OF THE SITC-REV. II AND BY COUNTRIES OF PRODUCTION AND CONSUMPTION 1987

GROUP COUNTRY	DT = 100 KG	1 000 DM	1 000 \$	GROUP COUNTRY	DT = 100 KG	1 000 DM	1 000 \$
VENEZUELA	11 084	10 854	5 994	SWITZERLAND	302 741	42 313	23 606
GUYANA	119	78	43	AUSTRIA	82 516	30 139	16 738
SURINAME	408	713	393	MALTA	13 192	1 596	904
ECUADOR	4 859	7 588	4 198	YUGOSLAVIA	15 633	8 996	5 030
PERU	12 138	15 918	8 846	TURKEY	25 368	3 489	1 942
BRAZIL	943	3 540	2 011	SOVIET UNION	34 390	11 425	6 278
CHILE	10 390	17 625	9 710	POLAND	3 576	2 883	1 610
BOLIVIA	647	304	169	CZECHOSLOVA	6 118	3 707	2 061
PARAGUAY	769	1 303	759	HUNGARY	17 767	7 575	4 401
URUGUAY	1 838	3 491	1 922	ROMANIA	2 634	733	419
ARGENTINA	6 239	9 259	5 145	BULGARIA	3 799	1 912	1 074
CYPRUS	1 029	1 474	810	ALBANIA	173	177	96
LEBANON	1 132	1 171	659	MOROCCO	1 191	581	325
SYRIA	3 896	4 060	2 272	ALGERIA	13 604	2 103	1 164
IRAQ	519	772	458	TUNISIA	988	569	317
IRAN	25 581	33 459	18 999	LIBYA	511	343	190
ISRAEL	4 811	8 394	4 640	EGYPT	2 482	1 096	624
JORDAN	2 787	2 376	1 321	SUDAN	5 015	925	528
SAUDI ARABIA	16 482	18 946	10 732	NIGER	361	58	31
KUWAIT	1 823	1 550	854	SENEGAL	572	175	99
BAHRAIN	86	67	37	LIBERIA	271	178	103
QATAR	404	286	159	IVORY COAST	761	573	322
ARAB EMIRAT	3 538	3 787	2 100	GHANA	555	176	99
OMAN	270	335	184	NIGERIA	5 755	2 298	1 275
NORTH YEMEN	84	64	36	CAMEROON	2 969	1 124	625
SOUTH YEMEN	21	86	49	GABON	442	121	67
AFGHANISTAN	956	1 781	1 001	ZAIRE	2 770	1 137	638
PAKISTAN	15 354	20 526	11 472	RWANDA	231	140	78
INDIA	1 731	420	236	ANGOLA	605	282	152
BANGLADESH	1 190	792	452	ETHIOPIA	7 686	362	206
SRI LANKA	4 624	2 892	1 631	KENYA	1 315	464	256
THAILAND	22 660	13 321	7 407	TANZANIA	1 339	224	125
VIETNAM	106	157	96	MADAGASCAR	1 574	134	73
INDONESIA	11 541	11 501	6 338	REUNION	480	312	175
MALAYSIA	9 735	8 782	4 856	MAURITIUS	80	91	52
SINGAPORE	1 322	1 453	808	ZAMBIA	219	58	33
PHILIPPINES	4 862	6 258	3 478	ZIMBABWE	92	65	35
MONGOLIA	40	104	58	REP S AFRICA	20 228	3 679	2 055
CHINA	246	392	217	USA	154 684	54 131	30 074
NORTH KOREA	509	330	180	CANADA	32 143	10 302	5 731
SOUTH KOREA	7 705	5 740	3 255	MEXICO	2 704	1 238	682
JAPAN	44 971	56 073	31 802	GUATEMALA	341	211	119
TAIWAN	9 877	11 597	6 393	HONDURAS	85	103	56
HONG KONG	755	1 029	573	EL SALVADOR	66	83	45
AUSTRALIA	8 476	9 669	5 392	COSTA RICA	336	294	164
PAPUA NEW G	97	89	49	PANAMA	127	72	41
NEW ZEALAND	4 536	7 143	3 944	CUBA	438	241	132
NEW CALEDON	135	288	156	HAITI	315	139	79
FR POLYNESIA	957	1 998	1 108	DOMINIC REP	873	334	185
592 STARCH, INULIN, GLUTEN, ETC				JAMAICA	636	183	103
IMPORTS	2 213 379	507 749	282 690	BARBADOS	207	113	65
FRANCE	639 075	109 421	60 938	TRINIDAD TOB	86	73	40
BELGIUM LUX	209 645	68 033	37 731	COLOMBIA	768	745	412
NETHERLANDS	884 164	129 851	72 343	VENEZUELA	2 751	2 551	1 431
ITALY	64 633	14 339	7 981	ECUADOR	736	427	239
UNTD KINGDOM	26 542	21 299	11 889	PERU	4 681	777	437
IRELAND	7 543	14 569	8 159	BRAZIL	979	1 593	892
DENMARK	113 749	20 077	11 137	CHILE	5 211	911	513
GREECE	77	56	31	BOLIVIA	93	95	52
PORTUGAL	53	69	39	URUGUAY	116	307	171
SPAIN	5 257	3 216	1 767	ARGENTINA	906	402	221
NORWAY	343	273	158	CYPRUS	10 491	1 401	782
SWEDEN	26 200	10 413	5 796	LEBANON	1 153	501	280
FINLAND	15 041	2 174	1 214	SYRIA	1 119	273	152
SWITZERLAND	39 602	27 424	15 269	IRAQ	446	404	227
AUSTRIA	7 920	2 812	1 564	IRAN	6 679	2 743	1 574
YUGOSLAVIA	1 177	123	72	ISRAEL	13 764	4 646	2 577
SOVIET UNION	9 170	2 944	1 662	JORDAN	5 584	1 048	583
POLAND	36 637	13 184	7 395	SAUDI ARABIA	18 632	9 299	5 161
CZECHOSLOVA	7 066	1 522	840	KUWAIT	2 321	1 982	1 096
BULGARIA	2 245	783	430	BAHRAIN	2 298	325	185
USA	34 632	31 594	17 592	QATAR	1 216	383	214
CANADA	4 466	2 326	1 273	ARAB EMIRAT	7 152	1 604	892
COLOMBIA	3 182	2 263	1 246	OMAN	296	191	106
BRAZIL	5 497	3 148	1 740	NORTH YEMEN	6 281	631	349
ISRAEL	1 524	154	86	SOUTH YEMEN	620	147	80
PAKISTAN	336	211	117	PAKISTAN	1 303	952	526
THAILAND	12 311	1 031	574	INDIA	792	468	261
CHINA	14 431	3 155	1 751	BANGLADESH	9 479	450	247
SOUTH KOREA	151	102	59	SRI LANKA	594	159	87
JAPAN	773	2 973	1 657	BURMA	930	527	293
TAIWAN	732	532	292	THAILAND	24 730	2 717	1 508
NEW ZEALAND	38 608	17 517	9 782	INDONESIA	15 409	2 742	1 528
EXPORTS	3 714 975	810 784	451 598	MALAYSIA	36 910	1 485	833
FRANCE	341 172	104 857	58 355	SINGAPORE	21 875	2 683	1 509
BELGIUM LUX	174 967	77 950	43 413	PHILIPPINES	1 930	583	327
NETHERLANDS	387 677	71 558	40 107	CHINA	5 457	2 560	1 450
ITALY	200 344	71 699	39 955	SOUTH KOREA	11 593	5 852	3 273
UNTD KINGDOM	282 628	73 064	40 583	JAPAN	102 996	26 325	14 599
IRELAND	5 726	1 669	941	TAIWAN	594 397	15 044	8 335
DENMARK	129 328	24 590	13 653	HONG KONG	14 087	5 436	3 017
GREECE	26 459	9 740	5 449	AUSTRALIA	16 689	4 538	2 553
PORTUGAL	8 854	4 458	2 482	NEW ZEALAND	1 323	379	215
SPAIN	30 844	18 196	10 152	FJIJ	139	59	32
CANARY IS	7 118	343	187	598 MISC CHEMICAL PRODS NES			
ICELAND	5 639	835	464	IMPORTS	18 575 689	2 993 099	1 668 351
NORWAY	29 283	7 349	4 066	FRANCE	2 680 661	383 976	214 020
SWEDEN	247 564	27 018	15 034	BELGIUM LUX	3 117 987	396 609	221 062
FINLAND	106 860	10 436	5 841	NETHERLANDS	7 844 944	526 298	293 048
				ITALY	420 899	127 688	71 135
				UNTD KINGDOM	863 589	354 080	197 356

6 IMPORTS AND EXPORTS (SPECIAL TRADE) BY GROUPS OF THE SITC-REV. II AND BY COUNTRIES OF PRODUCTION AND CONSUMPTION 1987

GROUP COUNTRY	DT * 100 KG	1 000 DM	1 000 \$	GROUP COUNTRY	DT * 100 KG	1 000 DM	1 000 \$
IRELAND	6 657	48 156	27 113	MOZAMBIQUE	81	71	39
DENMARK	311 984	40 078	22 324	MADAGASCAR	2 637	1 562	874
GREECE	21 605	341	190	REUNION	2 015	480	268
PORTUGAL	255 925	26 549	14 768	MAURITIUS	1 884	886	493
SPAIN	93 574	12 376	6 896	ZAMBIA	4 355	1 656	923
ICELAND	54 589	4 459	2 489	ZIMBABWE	8 663	2 443	1 352
NORWAY	177 974	18 554	10 335	MALAWI	572	344	193
SWEDEN	340 867	55 907	31 226	REP S AFRICA	140 959	58 906	32 886
FINLAND	79 503	11 134	6 239	BOTSWANA	500	104	60
SWITZERLAND	411 634	132 969	74 087	SWAZILAND	129	161	88
AUSTRIA	374 899	51 869	28 931	USA	1 652 624	364 301	202 988
MALTA	10	71	39	CANADA	92 177	48 442	26 898
YUGOSLAVIA	106 272	12 400	6 999	MEXICO	28 073	16 657	9 287
SOVIET UNION	28 369	2 329	1 302	GUATEMALA	3 777	2 637	1 466
POLAND	34 992	2 421	1 341	HONDURAS	1 622	1 133	627
CZECHOSLOVA	33 720	9 696	5 447	EL SALVADOR	2 027	1 133	633
HUNGARY	16 512	2 744	1 536	NICARAGUA	1 367	1 389	787
ROMANIA	22 353	2 737	1 542	COSTA RICA	6 609	2 933	1 633
BULGARIA	882	103	89	PANAMA	843	835	461
EGYPT	300	70	39	ANGUILLA	31	84	51
REP S AFRICA	82 072	4 961	2 730	CUBA	4 374	3 348	1 844
USA	489 909	531 221	296 108	HAITI	443	100	55
CANADA	24 738	43 302	24 167	DOMINIC REP	4 064	1 915	1 071
MEXICO	12 800	1 254	698	GUADELOUPE	268	218	120
HONDURAS	21 523	1 994	1 112	MARTINIQUE	211	208	116
NICARAGUA	693	96	53	JAMAICA	747	394	220
COLOMBIA	38	268	150	BARBADOS	697	248	142
BRAZIL	150 164	22 375	12 491	TRINIDAD TOB	1 802	541	300
URUGUAY	27	241	131	NETH ANTILL	890	429	241
ARGENTINA	1 283	228	127	COLOMBIA	27 435	11 617	6 478
ISRAEL	29 764	1 053	589	VENEZUELA	58 389	25 087	14 084
INDIA	445	189	102	ECUADOR	11 909	5 226	2 908
INDONESIA	3 766	360	206	PERU	19 823	11 425	6 362
MALAYSIA	141 523	18 032	10 144	BRAZIL	78 493	34 914	19 561
PHILIPPINES	1 000	215	123	CHILE	22 319	11 263	6 341
CHINA	202 652	18 542	10 283	BOLIVIA	1 536	1 019	567
SOUTH KOREA	28 531	3 121	1 733	PARAGUAY	1 000	591	327
JAPAN	65 868	118 395	65 833	URUGUAY	8 307	3 943	2 192
TAIWAN	10 298	1 290	718	ARGENTINA	31 530	14 824	8 221
HONG KONG	3 384	433	245	CYPRUS	7 908	2 932	1 636
AUSTRALIA	40	918	507	LEBANON	5 468	2 157	1 199
NEW ZEALAND	67	272	150	SYRIA	16 491	5 518	3 100
EXPORTS	29 485 252	6 505 719	3 628 060	IRAQ	28 472	10 180	5 781
FRANCE	4 008 621	743 536	414 218	IRAN	201 106	48 479	26 973
BELGIUM LUX	3 458 110	492 303	274 176	ISRAEL	112 579	45 437	25 351
NETHERLANDS	3 890 657	462 930	258 303	JORDAN	10 553	4 188	2 341
ITALY	2 908 299	733 914	408 893	SAUDI ARABIA	117 911	40 574	22 611
UNTD KINGDOM	1 853 831	471 895	263 493	KUWAIT	22 849	6 699	3 772
IRELAND	36 760	18 843	10 522	BAHRAIN	5 352	1 882	1 043
DENMARK	570 772	117 497	65 441	QATAR	1 450	666	370
GREECE	143 757	62 118	34 649	ARAB EMIRAT	14 230	5 653	3 152
PORTUGAL	144 409	60 530	33 706	OMAN	4 316	1 325	735
SPAIN	528 102	192 775	107 580	NORTH YEMEN	1 585	761	422
CANARY IS	2 125	1 013	567	SOUTH YEMEN	259	162	92
CEUTA MEL	140	84	46	AFGHANISTAN	1 795	670	370
ICELAND	5 296	1 892	1 057	PAKISTAN	45 876	14 888	8 276
NORWAY	290 453	81 178	45 293	INDIA	105 430	36 238	20 113
SWEDEN	885 603	180 750	100 860	BANGLADESH	10 517	2 475	1 387
FINLAND	399 507	87 672	48 948	SRI LANKA	3 455	1 584	884
SWITZERLAND	2 753 574	332 790	185 229	NEPAL	338	106	59
AUSTRIA	1 478 169	341 744	190 432	BURMA	1 179	1 048	584
ANDORRA	429	79	43	THAILAND	59 862	20 845	11 640
MALTA	3 814	4 718	2 620	INDONESIA	93 478	24 423	13 731
YUGOSLAVIA	298 401	118 407	66 452	MALAYSIA	33 909	10 975	6 113
TURKEY	218 097	63 065	35 307	SINGAPORE	117 911	37 824	21 093
SOVIET UNION	476 442	137 739	76 775	PHILIPPINES	23 225	7 779	4 314
POLAND	161 338	45 295	25 407	CHINA	23 829	12 276	6 772
CZECHOSLOVA	106 711	58 134	32 387	NORTH KOREA	871	615	337
HUNGARY	208 349	65 057	36 219	SOUTH KOREA	108 071	79 824	44 573
ROMANIA	93 562	26 491	14 927	JAPAN	265 661	222 532	124 367
BULGARIA	113 945	36 691	20 644	TAIWAN	165 165	68 084	37 938
ALBANIA	2 535	865	480	HONG KONG	88 844	44 587	24 838
MOROCCO	37 192	6 710	3 758	AUSTRALIA	90 059	58 212	32 534
ALGERIA	71 896	14 467	8 158	NEW ZEALAND	26 958	11 672	6 475
TUNISIA	31 605	7 443	4 169	FR POLYNESIA	190	148	78
LIBYA	37 599	6 065	3 375	602 INDUSTRIAL PLANT, CHAP 68			
EGYPT	105 778	25 545	14 247	EXPORTS	579	91	51
SUDAN	2 841	1 002	554	SYRIA	400	62	35
MALI	1 826	446	244	603 INDUSTRIAL PLANT, CHAP 69			
BURKINA FASO	577	358	198	EXPORTS	475	136	74
NIGER	2 535	1 490	832	LIBYA	431	116	63
CHAD	673	207	112	604 INDUSTRIAL PLANT CHAP 70			
SENEGAL	7 596	2 519	1 391	EXPORTS	224 379	390 672	217 015
LIBERIA	1 416	469	262	FRANCE	450	1 487	911
IVORY COAST	16 445	4 124	2 293	BELGIUM LUX	2 973	4 975	2 959
GHANA	3 890	1 424	809	NETHERLANDS	596	1 122	615
TOGO	513	319	173	ITALY	75	163	89
BENIN	423	164	90	UNTD KINGDOM	17 800	21 043	11 434
NIGERIA	33 509	11 639	6 502	GREECE	281	188	103
CAMEROON	4 345	1 668	927	SPAIN	59	255	140
CENT AFR REP	54	79	43	NORWAY	1 360	888	481
GABON	2 984	260	144	SWEDEN	124	875	536
CONGO	1 211	452	255	FINLAND	268	187	114
ZAIRE	8 108	3 184	1 770				
RWANDA	958	389	218				
BURUNDI	333	174	95				
ANGOLA	820	382	218				
ETHIOPIA	3 573	1 432	790				
SOMALIA	609	139	78				
KENYA	18 724	4 726	2 631				
UGANDA	461	186	103				
TANZANIA	1 497	756	420				

6 IMPORTS AND EXPORTS (SPECIAL TRADE) BY GROUPS OF THE SITC-REV. II AND BY COUNTRIES OF PRODUCTION AND CONSUMPTION 1987

GROUP COUNTRY	DT * 100 KG	1 000 DM	1 000 \$	GROUP COUNTRY	DT * 100 KG	1 000 DM	1 000 \$
SWITZERLAND	198	332	180	BANGLADESH	306	1 003	564
AUSTRIA	7 667	2 317	1 276	NEPAL	218	806	450
YUGOSLAVIA	20	65	35	THAILAND	4 690	11 228	6 266
TURKEY	3 549	12 376	6 771	INDONESIA	3 031	8 388	4 661
SOVIET UNION	5 952	16 676	9 190	SINGAPORE	5	76	43
CZECHOSLOVA	69	173	95	PHILIPPINES	46	179	97
ROMANIA	387	1 699	938	CHINA	372	557	302
BULGARIA	3 836	5 306	2 950	SOUTH KOREA	1 513	6 208	3 394
ALBANIA	101	700	377	JAPAN	4 533	19 181	10 733
ALGERIA	645	355	191	TAIWAN	1 357	4 028	2 259
LIBYA	6 901	10 907	6 115	HONG KONG	25	142	81
EGYPT	8 641	9 117	4 936	AUSTRALIA	2 176	1 320	726
MALI	228	90	49	NEW ZEALAND	45	495	270
NIGERIA	89	279	153				
UGANDA	47	85	47	EXPORTS	363 885	869 162	485 607
REP S AFRICA	2 728	8 862	5 394	FRANCE	19 382	73 817	41 073
USA	37 013	50 065	28 074	BELGIUM LUX	4 979	24 443	13 702
COLOMBIA	8	217	120	NETHERLANDS	34 595	50 669	28 296
PERU	2 288	688	381	ITALY	76 510	62 467	34 990
BRAZIL	2 052	28 505	15 461	UNITED KINGDOM	9 679	19 123	10 606
CHILE	447	100	54	IRELAND	190	559	310
ARGENTINA	1 701	17 447	9 568	DENMARK	2 163	9 826	5 543
CYPRUS	661	1 535	846	GREECE	3 199	10 664	5 955
SYRIA	1 888	4 847	2 642	PORTUGAL	22 186	85 088	47 579
IRAQ	1 472	937	507	SPAIN	11 055	9 277	5 163
IRAN	32 939	60 561	32 686	ICELAND	153	135	75
SAUDI ARABIA	1 942	1 333	738	NORWAY	2 149	9 724	5 467
ARAB EMIRAT	6 420	6 681	3 683	SWEDEN	2 209	7 165	3 997
OMAN	92	55	30	FINLAND	3 671	2 396	1 342
PAKISTAN	813	2 010	1 161	SWITZERLAND	12 124	44 583	24 940
INDIA	500	3 400	2 023	AUSTRIA	21 070	66 582	37 054
SRI LANKA	273	111	52	MALTA	1 880	17 553	9 848
NEPAL	244	451	246	YUGOSLAVIA	27 025	156 766	87 624
INDONESIA	758	3 059	1 700	TURKEY	1 414	9 469	5 308
MALAYSIA	6	70	38	POLAND	1 735	7 484	4 145
CHINA	34 091	65 487	37 058	CZECHOSLOVA	24	134	79
NORTH KOREA	32 780	39 931	22 367	HUNGARY	8 730	49 981	27 865
SOUTH KOREA	102	1 868	1 070	ROMANIA	5 534	16 137	9 030
TAIWAN	659	716	389	BULGARIA	2 752	1 181	647
				MOROCCO	171	1 114	626
606 INDUSTRIAL PLANT, CHAP 76				ALGERIA	33	255	156
EXPORTS	82	220	128	TUNISIA	2 925	10 961	6 097
SAUDI ARABIA	81	218	127	EGYPT	374	139	78
				GHANA	35	387	208
607 INDUSTRIAL PLANT, CHAP 82				NIGERIA	239	134	72
EXPORTS	753	13 203	7 566	REP S AFRICA	3 243	5 186	2 866
POLAND	17	141	76	LESOTHO	48	119	65
BULGARIA	16	669	381	USA	29 707	54 465	30 564
LIBYA	69	84	47	CANADA	898	3 679	2 041
MALI	18	59	32	VENEZUELA	22	181	99
REP S AFRICA	129	109	59	BRAZIL	633	2 029	1 139
MEXICO	31	4 674	2 562	URUGUAY	14	83	45
CHILE	67	114	63	CYPRUS	41	67	37
SAUDI ARABIA	377	6 657	3 934	ISRAEL	515	1 106	631
PAKISTAN	12	555	333	SAUDI ARABIA	105	235	129
				PAKISTAN	20	127	71
611 LEATHER				INDIA	540	1 368	761
IMPORTS	359 791	1 504 013	838 445	SRI LANKA	40	435	245
FRANCE	12 283	73 862	41 392	THAILAND	268	91	52
BELGIUM LUX	9 501	29 487	16 435	MALAYSIA	282	171	94
NETHERLANDS	16 674	37 349	20 823	SINGAPORE	470	1 784	994
ITALY	124 925	738 222	411 792	PHILIPPINES	697	4 766	2 685
UNITED KINGDOM	8 314	50 560	28 122	CHINA	4 082	1 580	915
IRELAND	321	206	114	SOUTH KOREA	6 589	8 799	4 894
DENMARK	1 168	5 986	3 341	JAPAN	21 875	12 547	7 005
GREECE	482	1 254	711	TAIWAN	3 431	2 271	1 276
PORTUGAL	418	1 731	962	HONG KONG	9 557	16 213	9 077
SPAIN	3 410	33 104	18 421	AUSTRALIA	1 961	3 165	1 765
NORWAY	3 131	7 314	4 049	N Z OCEAN	6	108	60
SWEDEN	7 845	23 733	13 244	612 LEATHER ETC MANUFACTURES			
FINLAND	6 486	15 680	8 816	IMPORTS	187 967	627 624	349 653
SWITZERLAND	9 924	24 872	13 881	FRANCE	5 046	19 085	10 657
AUSTRIA	22 394	122 935	68 655	BELGIUM LUX	3 743	5 807	3 218
YUGOSLAVIA	8 630	23 658	13 210	NETHERLANDS	6 885	9 473	5 288
TURKEY	51	570	315	ITALY	57 057	109 051	60 907
SOVIET UNION	1 338	1 452	843	UNITED KINGDOM	2 125	5 557	3 098
POLAND	3 957	1 102	612	IRELAND	245	1 103	618
HUNGARY	5 426	5 680	3 169	DENMARK	856	1 736	967
BULGARIA	200	154	83	GREECE	33	166	93
MOROCCO	14	96	51	PORTUGAL	9 255	63 669	35 499
TUNISIA	64	79	42	SPAIN	2 499	6 546	3 657
EGYPT	291	966	549	SWEDEN	163	519	295
ETHIOPIA	639	1 660	923	FINLAND	9	73	39
KENYA	138	492	280	SWITZERLAND	1 364	10 079	5 663
REP S AFRICA	899	11 092	6 110	AUSTRIA	26 229	40 482	22 490
USA	22 174	49 681	27 656	MALTA	1 672	29 569	16 409
CANADA	5 424	3 885	2 236	YUGOSLAVIA	15 171	97 085	54 208
COLOMBIA	1 412	2 583	1 422	TURKEY	60	291	160
VENEZUELA	1	114	63	POLAND	1 530	5 906	3 311
PERU	275	1 816	1 005	CZECHOSLOVA	4 657	6 410	3 572
BRAZIL	27 584	28 991	16 055	HUNGARY	4 657	37 919	21 115
BOLIVIA	36	200	110	ROMANIA	428	1 730	964
PARAGUAY	1 534	4 583	2 534	MOROCCO	112	1 262	701
URUGUAY	3 889	11 768	6 565	TUNISIA	2 301	18 610	10 447
ARGENTINA	9 007	24 048	13 323	EGYPT	91	189	108
AFGHANISTAN	5	53	30	REP S AFRICA	598	364	199
PAKISTAN	3 043	16 611	9 254	USA	1 316	4 159	2 307
INDIA	17 949	92 597	51 302	CANADA	43	165	89
				MEXICO	243	507	280
				COLOMBIA	1 734	6 371	3 522

6 IMPORTS AND EXPORTS (SPECIAL TRADE) BY GROUPS OF THE SITC-REV. II AND BY COUNTRIES OF PRODUCTION AND CONSUMPTION 1987

GROUP COUNTRY	DT * 100 KG	1 000 DM	1 000 \$	GROUP COUNTRY	DT * 100 KG	1 000 DM	1 000 \$
BRAZIL	6 666	32 483	17 985	AUSTRIA	172	1 130	623
PARAGUAY	27	172	95	MALTA	32	205	112
URUGUAY	422	1 748	971	YUGOSLAVIA	2 793	7 902	4 415
ARGENTINA	171	405	226	SOVIET UNION	490	5 967	3 339
PAKISTAN	229	725	407	POLAND	63	564	319
INDIA	9 308	77 718	43 234	CZECHOSLOVA	97	1 790	997
SRI LANKA	670	242	136	HUNGARY	276	8 030	4 496
THAILAND	12 455	7 814	4 331	ROMANIA	5	189	105
SINGAPORE	154	72	39	ALBANIA	11	114	65
PHILIPPINES	664	2 793	1 536	TUNISIA	8	312	175
CHINA	1 721	639	351	REP S AFRICA	21	173	98
SOUTH KOREA	2 708	6 293	3 448	USA	150	4 982	2 788
JAPAN	159	429	234	CANADA	50	1 761	970
TAIWAN	2 144	10 918	6 054	PERU	113	313	171
HONG KONG	154	416	230	BRAZIL	1 569	5 147	2 884
AUSTRALIA	155	770	436	PARAGUAY	6	80	46
EXPORTS	143 987	342 796	191 238	URUGUAY	2 161	8 533	4 721
FRANCE	16 044	46 462	25 851	ARGENTINA	1 180	16 225	9 039
BELGIUM LUX	3 273	9 657	5 381	ISRAEL	27	1 210	671
NETHERLANDS	8 789	18 224	10 151	AFGHANISTAN	32	317	186
ITALY	5 788	17 683	9 898	PAKISTAN	31	309	171
UNTD KINGDOM	2 962	8 305	4 638	INDONESIA	18	52	52
IRELAND	775	1 017	565	MALAYSIA	1	83	46
DENMARK	3 473	7 687	4 273	CHINA	2 479	9 231	5 117
GREECE	789	1 115	623	SOUTH KOREA	13	234	126
PORTUGAL	13 507	28 049	15 645	HONG KONG	109	623	345
SPAIN	1 481	5 957	3 336	AUSTRALIA	26	231	126
ICELAND	55	256	142	NEW ZEALAND	635	3 123	1 761
NORWAY	1 470	3 850	2 148	N ZEAL OCEAN	13	65	36
SWEDEN	1 494	7 289	4 048	EXPORTS	28 799	637 831	353 283
FINLAND	1 604	3 405	1 899	FRANCE	467	10 231	5 668
SWITZERLAND	6 906	22 592	12 567	BELGIUM LUX	973	4 650	2 592
AUSTRIA	21 942	47 957	26 740	NETHERLANDS	196	9 286	5 201
MALTA	623	1 217	684	ITALY	723	24 305	13 494
YUGOSLAVIA	20 225	44 789	25 096	UNTD KINGDOM	1 288	41 917	23 275
TURKEY	405	2 011	1 120	DENMARK	271	6 040	3 345
SOVIET UNION	3 187	4 517	2 533	GREECE	12 331	400 422	221 593
POLAND	7 431	6 400	3 581	PORTUGAL	1 079	6 197	3 415
CZECHOSLOVA	625	962	541	SPAIN	676	21 628	12 016
HUNGARY	7 699	12 652	7 071	CANARY IS	8	336	188
ROMANIA	2 106	3 937	2 201	NORWAY	19	1 047	578
BULGARIA	314	574	317	SWEDEN	212	2 754	1 549
MOROCCO	664	1 400	782	FINLAND	44	1 703	943
ALGERIA	252	623	360	SWITZERLAND	905	22 513	12 431
TUNISIA	165	596	330	AUSTRIA	812	14 000	7 796
IVORY COAST	8	86	46	ANDORRA	1	80	44
NIGERIA	139	180	100	MALTA	236	4 315	2 381
ETHIOPIA	14	119	66	YUGOSLAVIA	1 563	12 687	6 984
TANZANIA	60	55	32	TURKEY	371	7 163	4 008
MADAGASCAR	3	58	35	POLAND	1 412	1 274	714
REP S AFRICA	190	1 550	872	CZECHOSLOVA	60	1 245	690
USA	1 885	9 526	5 313	HUNGARY	355	1 218	679
CANADA	868	2 329	1 289	ROMANIA	81	315	173
MEXICO	19	64	34	TUNISIA	64	3 596	1 973
PANAMA	61	110	62	REP S AFRICA	40	1 852	1 044
COLOMBIA	51	120	67	USA	158	5 447	3 003
VENEZUELA	13	109	62	CANADA	72	2 959	1 649
PERU	28	61	35	BRAZIL	139	170	94
BRAZIL	192	415	230	URUGUAY	63	293	164
CHILE	23	123	68	ARGENTINA	30	943	525
URUGUAY	127	142	76	CYPRUS	1	133	74
ARGENTINA	105	604	334	ISRAEL	102	1 087	596
CYPRUS	26	55	33	INDIA	16	434	242
SYRIA	11	142	76	THAILAND	2	238	130
ISRAEL	317	796	444	MALAYSIA	58	716	396
SAUDI ARABIA	6	86	48	PHILIPPINES	94	488	272
OMAN	48	341	187	CHINA	51	1 184	657
AFGHANISTAN	274	109	60	SOUTH KOREA	3 507	2 226	1 239
PAKISTAN	251	358	200	JAPAN	84	5 582	3 086
INDIA	371	889	496	HONG KONG	222	14 943	8 196
SRI LANKA	11	84	49	AUSTRALIA	3	126	75
THAILAND	67	126	72				
INDONESIA	10	117	66				
MALAYSIA	36	111	59				
SINGAPORE	107	246	139				
PHILIPPINES	56	167	93				
SOUTH KOREA	1 560	3 644	1 997				
JAPAN	1 069	4 511	2 552				
TAIWAN	1 135	3 202	1 780				
HONG KONG	146	606	335				
AUSTRALIA	442	1 337	753				
NEW ZEALAND	74	295	168				
613 FUR SKINS TANNED, DRESSED							
IMPORTS	29 126	313 079	174 063				
FRANCE	1 723	26 379	14 695				
BELGIUM LUX	3 461	29 317	16 221				
NETHERLANDS	328	3 534	1 982				
ITALY	3 509	16 223	8 969				
UNTD KINGDOM	838	22 593	12 583				
IRELAND	19	124	69				
DENMARK	128	1 503	831				
GREECE	2 238	75 243	41 801				
PORTUGAL	62	436	242				
SPAIN	3 449	45 901	25 536				
ICELAND	100	708	389				
NORWAY	353	3 141	1 747				
SWEDEN	48	847	471				
FINLAND	175	6 833	3 806				
SWITZERLAND	59	1 232	681				
				621 MATERIALS OF RUBBER			
				IMPORTS	1 155 697	690 078	384 841
				FRANCE	266 898	149 308	83 102
				BELGIUM LUX	191 912	106 990	59 642
				NETHERLANDS	97 610	37 975	21 204
				ITALY	129 751	98 665	55 088
				UNTD KINGDOM	66 644	56 559	31 539
				IRELAND	17 138	19 286	10 800
				DENMARK	17 666	10 882	6 092
				PORTUGAL	330	225	123
				SPAIN	14 722	8 008	4 476
				NORWAY	159	296	161
				SWEDEN	33 263	16 713	9 332
				FINLAND	264	331	188
				SWITZERLAND	16 714	16 583	9 261
				AUSTRIA	168 501	69 551	38 814
				YUGOSLAVIA	25 864	8 084	4 526
				TURKEY	1 473	909	511
				SOVIET UNION	6 158	690	381
				POLAND	15 584	3 211	1 783
				CZECHOSLOVA	12 434	2 461	1 380
				HUNGARY	6 050	2 543	1 402
				ROMANIA	14 712	2 940	1 634
				CAMEROON	768	128	69
				REP S AFRICA	159	72	40
				USA	28 011	40 771	22 722
				CANADA	61	389	222
				BRAZIL	243	73	40

6 IMPORTS AND EXPORTS (SPECIAL TRADE) BY GROUPS OF THE SITC-REV. II AND BY COUNTRIES OF PRODUCTION AND CONSUMPTION 1987

GROUP COUNTRY	DT = 100 KG	1 000 DM	1 000 \$	GROUP COUNTRY	DT = 100 KG	1 000 DM	1 000 \$
CHILE	264	92	52	SOUTH KOREA	2 669	11 573	6 402
ISRAEL	9 769	6 302	3 524	JAPAN	1 601	1 818	1 024
THAILAND	1 185	300	166	TAIWAN	842	1 756	977
MALAYSIA	2 596	1 365	755	HONG KONG	9 073	2 584	1 995
CHINA	23	111	61	AUSTRALIA	6 397	5 831	3 275
SOUTH KOREA	482	231	131	NEW ZEALAND	631	518	283
JAPAN	7 073	27 104	15 102				
TAIWAN	930	498	279	625 RUBBER TYRES, TUBES			
HONG KONG	92	322	177				
EXPORTS	1 414 743	904 395	504 277	IMPORTS	4 034 980	2 585 038	1 441 232
FRANCE	234 650	129 802	72 336	FRANCE	1 133 221	794 303	442 646
BELGIUM LUX	202 836	101 797	56 638	BELGIUM LUX	394 710	237 271	132 606
NETHERLANDS	262 911	130 456	72 661	NETHERLANDS	351 451	242 928	135 597
ITALY	60 251	51 663	28 790	ITALY	357 271	279 557	155 916
UNITD KINGDOM	89 481	74 222	41 385	UNITD KINGDOM	401 046	267 779	149 417
IRELAND	21 047	8 387	4 681	IRELAND	41 623	27 957	15 527
DENMARK	29 992	24 216	13 500	DENMARK	34 608	10 324	5 742
GREECE	4 589	6 203	3 464	GREECE	10 105	6 070	3 402
PORTUGAL	8 712	6 270	3 489	PORTUGAL	5 295	2 875	1 620
SPAIN	16 396	17 918	10 014	SPAIN	169 045	108 796	60 689
CANARY IS	51	110	65	NORWAY	27 920	18 689	10 457
CELTA MEL	31	81	44	SWEDEN	64 345	42 593	23 740
ICELAND	4 924	2 824	1 593	FINLAND	11 243	7 257	4 117
NORWAY	13 558	13 473	7 521	SWITZERLAND	98 330	16 925	9 474
SWEDEN	35 263	42 145	23 524	AUSTRIA	205 849	122 374	68 257
FINLAND	16 948	12 363	6 880	MALTA	222	199	109
SWITZERLAND	77 185	48 013	26 756	YUGOSLAVIA	97 295	44 664	24 850
AUSTRIA	133 506	71 443	39 876	TURKEY	17 508	8 386	4 679
MALTA	81	93	53	SOVIET UNION	575	426	253
YUGOSLAVIA	13 354	11 445	6 409	POLAND	13 377	3 859	2 135
TURKEY	3 735	5 231	2 908	CZECHOSLOVA	21 304	6 974	3 907
SOVIET UNION	6 649	5 994	3 332	HUNGARY	51 678	12 546	7 006
POLAND	7 204	5 150	2 891	ROMANIA	16 511	5 118	2 821
CZECHOSLOVA	1 815	2 699	1 516	BULGARIA	401	90	52
HUNGARY	5 452	6 089	3 398	MOROCCO	581	295	165
ROMANIA	1 128	875	502	TOGO	120	111	61
BULGARIA	1 863	3 720	2 105	ZAIRE	133	88	49
MOROCCO	1 470	1 022	581	REP S AFRICA	581	341	187
ALGERIA	2 738	2 182	1 233	USA	53 447	35 165	19 588
TUNISIA	1 373	914	511	CANADA	587	439	246
LIBYA	126	283	158	MEXICO	134	82	46
EGYPT	1 501	2 512	1 392	COSTA RICA	349	116	64
SUDAN	110	118	67	COLOMBIA	305	159	95
MALI	32	274	163	BRAZIL	3 151	2 008	1 132
SENEGAL	234	191	106	CHILE	128	57	31
LIBERIA	271	407	228	URUGUAY	241	202	112
GHANA	41	84	44	ISRAEL	23 934	13 199	7 353
NIGERIA	1 812	1 958	1 124	JORDAN	569	603	331
CAMEROON	26	67	36	ARAB EMIRAT	1 414	799	463
GABON	64	94	49	INDIA	3 563	1 160	651
ZAIRE	102	154	87	SRI LANKA	3 506	1 459	820
ANGOLA	48	91	50	THAILAND	5 697	1 682	936
ETHIOPIA	3 171	576	311	MALAYSIA	1 674	906	530
KENYA	244	402	223	SINGAPORE	74	135	74
UGANDA	460	395	215	CHINA	1 894	943	520
TANZANIA	271	185	101	SOUTH KOREA	89 984	44 899	25 021
MADAGASCAR	405	364	209	JAPAN	278 070	190 226	105 519
MAURITIUS	148	91	48	TAIWAN	38 602	20 829	11 552
ZAMBIA	332	101	57	AUSTRALIA	932	841	477
ZIMBABWE	51	58	33	PAPUA NEW G	133	179	102
REP S AFRICA	4 605	5 953	3 330	EXPORTS	4 038 104	2 632 266	1 467 484
USA	65 841	32 577	18 230	FRANCE	754 996	489 160	272 840
CANADA	4 484	2 500	1 379	BELGIUM LUX	547 758	329 502	183 570
MEXICO	725	1 654	927	NETHERLANDS	344 028	215 871	120 325
GUATEMALA	101	172	95	ITALY	394 960	278 774	155 765
HONDURAS	75	109	62	UNITD KINGDOM	311 534	201 280	112 103
EL SALVADOR	91	77	46	IRELAND	4 368	986	552
COSTA RICA	125	177	98	DENMARK	75 578	51 268	28 533
DOMINIC REP	180	82	45	GREECE	36 012	23 644	13 152
COLOMBIA	374	464	289	PORTUGAL	28 519	21 149	11 812
VENEZUELA	491	1 014	574	SPAIN	96 417	48 583	27 205
ECUADOR	139	136	77	CANARY IS	3 869	2 987	1 674
PERU	282	542	298	ICELAND	2 127	1 036	578
BRAZIL	7 309	3 918	2 182	NORWAY	49 954	36 089	19 980
CHILE	1 053	883	489	SWEDEN	163 280	110 645	61 708
BOLIVIA	36	82	46	FINLAND	67 909	52 721	29 807
URUGUAY	147	123	68	SWITZERLAND	192 614	163 357	90 801
ARGENTINA	1 123	1 440	800	AUSTRIA	197 981	134 780	75 071
CYPRUS	157	178	98	ANDORRA	83	89	50
LEBANON	1 013	280	155	MALTA	1 792	958	537
SYRIA	1 257	626	345	YUGOSLAVIA	4 494	3 033	1 689
IRAQ	773	1 190	664	TURKEY	3 278	2 310	1 302
IRAN	1 886	2 287	1 254	SOVIET UNION	5 228	3 155	1 740
ISRAEL	9 256	4 529	2 519	POLAND	9 907	4 933	2 764
JORDAN	2 073	1 355	762	CZECHOSLOVA	1 275	1 040	594
SAUDI ARABIA	7 242	6 053	3 370	HUNGARY	30 576	6 531	3 638
KUWAIT	561	790	447	BULGARIA	2 782	1 365	763
BAHRAIN	63	79	46	MOROCCO	471	295	163
QATAR	54	70	40	ALGERIA	1 390	989	553
ARAB EMIRAT	1 091	883	491	LIBYA	2 777	2 189	1 215
OMAN	372	175	96	EGYPT	1 271	1 098	605
PAKISTAN	2 302	2 332	1 302	SUDAN	461	308	167
INDIA	2 282	2 684	1 506	MAURITANIA	230	64	35
SRI LANKA	61	156	86	MALI	2 902	1 565	907
BURMA	88	112	61	BURKINA FASO	214	140	76
THAILAND	566	790	445	NIGER	215	189	105
INDONESIA	888	1 187	659	SENEGAL	6 396	1 425	801
MALAYSIA	305	666	375	GAMBIA	955	561	312
SINGAPORE	3 949	2 835	1 584	GUINEA	1 936	611	341
PHILIPPINES	347	934	534	SIERRA LEONE	417	150	81
CHINA	372	713	395	LIBERIA	3 958	1 139	633
NORTH KOREA	59	319	182				

6 IMPORTS AND EXPORTS (SPECIAL TRADE) BY GROUPS OF THE SITC-REV. II AND BY COUNTRIES OF PRODUCTION AND CONSUMPTION '987

GROUP COUNTRY	DT * 100 KG	1 000 DM	1 000 \$	GROUP COUNTRY	DT * 100 KG	1 000 DM	1 000 \$
IVORY COAST	943	686	380	CZECHOSLOVAKIA	5 912	2 415	1 340
GHANA	7 211	3 265	1 826	HUNGARY	6 184	2 174	1 218
TOGO	2 566	436	245	ROMANIA	5 040	1 547	870
BENIN	3 416	506	282	SENEGAL	666	151	83
NIGERIA	23 198	6 996	3 902	USA	8 641	46 675	25 991
CAMEROON	9 030	2 704	1 510	CANADA	547	1 204	679
CENT AFR REP	84	73	41	MEXICO	666	1 916	1 076
GABON	1 271	676	383	BRAZIL	1 652	8 451	4 705
CONGO	99	83	46	IRAQ	19	73	40
ZAIRE	1 058	728	414	ISRAEL	2 096	1 483	818
RWANDA	144	146	79	SAUDI ARABIA	32	278	152
BURUNDI	661	542	301	INDIA	1 459	987	556
ANGOLA	140	181	100	SRI LANKA	6 637	2 281	1 269
ETHIOPIA	164	159	88	THAILAND	14 409	3 625	2 026
SOMALIA	394	249	143	MALAYSIA	3 336	2 963	1 647
KENYA	324	185	100	SINGAPORE	284	770	424
UGANDA	1 017	465	265	CHINA	1 118	533	298
TANZANIA	966	686	387	SOUTH KOREA	15 580	10 207	5 712
MOZAMBIQUE	670	549	314	JAPAN	9 256	52 082	29 026
MADAGASCAR	328	300	171	TAIWAN	11 435	8 541	4 772
REUNION	599	401	220	HONG KONG	438	576	322
ZIMBABWE	72	83	43	AUSTRALIA	13	71	40
MALAWI	69	67	35	NEW ZEALAND	28	88	48
REP S AFRICA	4 330	3 466	1 936	EXPORTS	574 182	1 200 936	669 693
BOTSWANA	174	128	72	FRANCE	58 033	142 115	79 160
USA	308 583	207 673	115 735	BELGIUM LUX	80 491	138 190	77 086
CANADA	40 890	23 213	12 804	NETHERLANDS	43 709	86 942	48 474
HONDURAS	537	68	37	ITALY	27 354	72 472	40 528
EL SALVADOR	324	78	43	UNITED KINGDOM	61 228	115 224	64 136
COSTA RICA	53	56	31	IRELAND	1 496	3 443	1 921
PANAMA	219	95	54	DENMARK	12 924	31 190	17 384
CUBA	326	63	34	GREECE	4 879	11 828	6 585
DOMINIC REP	622	111	59	PORTUGAL	2 907	10 592	5 925
GUADELOUPE	2 902	2 352	1 307	SPAIN	19 615	49 323	27 484
MARTINIQUE	2 742	1 975	1 107	CANARY IS	100	413	232
NETH ANTILL	232	128	70	CEUTA MEL	269	535	299
COLOMBIA	147	125	70	ICELAND	318	731	409
VENEZUELA	1 257	1 262	696	NORWAY	6 474	12 900	7 173
SURINAME	461	338	191	SWEDEN	22 462	52 136	29 048
FRENCH GUIAN	134	100	60	FINLAND	7 527	15 774	8 770
ECUADOR	149	124	68	SWITZERLAND	26 797	54 728	30 533
PERU	116	121	68	AUSTRIA	37 572	75 802	42 199
BRAZIL	878	1 161	649	MALTA	94	478	268
CHILE	701	572	324	YUGOSLAVIA	3 252	13 157	7 352
PARAGUAY	1 327	204	116	TURKEY	5 335	9 538	5 331
URUGUAY	407	371	206	SOVIET UNION	7 771	12 619	7 133
ARGENTINA	243	194	109	POLAND	14 124	15 665	8 838
CYPRUS	1 375	860	481	CZECHOSLOVAKIA	1 126	5 655	3 169
LEBANON	21 924	1 327	739	HUNGARY	4 162	10 244	5 735
IRAQ	4 106	985	550	ROMANIA	170	853	476
IRAN	20 133	8 816	4 823	BULGARIA	571	1 749	987
ISRAEL	13 919	9 869	5 465	MOROCCO	1 004	1 671	930
JORDAN	11 690	3 165	1 766	ALGERIA	885	2 264	1 275
SAUDI ARABIA	16 389	11 949	6 702	TUNISIA	270	1 007	551
KUWAIT	4 046	2 562	1 443	LIBYA	478	1 035	584
BAHRAIN	940	713	406	EGYPT	1 334	2 422	1 344
QATAR	857	709	393	SUDAN	47	223	122
ARAB EMIRAT	7 076	5 448	3 034	MAURITANIA	2 042	1 966	1 095
OMAN	1 536	1 469	813	MALI	20	247	136
NORTH YEMEN	204	146	83	BURKINA FASO	37	366	202
AFGHANISTAN	365	92	57	SENEGAL	22	96	54
PAKISTAN	623	308	169	GUINEA	75	57	31
INDIA	379	499	272	SIERRA LEONE	893	509	280
BANGLADESH	68	69	38	LIBERIA	796	1 204	666
SRI LANKA	227	156	87	IVORY COAST	164	426	236
THAILAND	2 230	1 198	675	GHANA	936	900	499
INDONESIA	157	156	91	TOGO	44	83	45
MALAYSIA	364	282	156	BENIN	43	56	30
SINGAPORE	4 564	4 080	2 275	NIGERIA	1 221	2 589	1 452
PHILIPPINES	121	94	53	CAMEROON	52	234	129
CHINA	337	525	300	GABON	45	153	83
SOUTH KOREA	218	135	76	ZAIRE	263	574	322
JAPAN	106 654	87 452	48 699	RWANDA	12	79	43
TAIWAN	4 448	3 118	1 744	ANGOLA	107	519	285
HONG KONG	1 295	1 056	590	ETHIOPIA	151	355	197
AUSTRALIA	33 398	22 119	12 284	KENYA	497	970	542
NEW ZEALAND	754	626	346	TANZANIA	118	289	160
NEW CALEDON	1 323	1 072	604	MADAGASCAR	83	318	180
N ZEAL OCEAN	96	50	30	MAURITIUS	40	90	53
FR POLYNESIA	542	444	242	ZAMBIA	4 485	3 594	1 974
628 RUBBER ARTICLES NES				ZIMBABWE	50	310	174
IMPORTS	520 044	851 381	474 895	MALAWI	21	86	52
FRANCE	107 935	183 286	102 266	REP S AFRICA	4 142	14 037	7 883
BELGIUM LUX	26 388	51 938	28 984	USA	27 681	62 218	34 681
NETHERLANDS	36 299	53 820	29 970	CANADA	2 167	5 272	2 968
ITALY	83 371	146 215	81 576	MEXICO	622	1 952	1 085
UNITED KINGDOM	37 663	61 928	34 519	GUATEMALA	169	474	263
IRELAND	11 423	25 263	14 085	HONDURAS	102	344	190
DENMARK	7 197	14 150	7 895	EL SALVADOR	119	280	157
GREECE	890	411	231	NICARAGUA	29	86	49
PORTUGAL	253	256	143	COSTA RICA	44	124	68
SPAIN	11 156	17 444	9 765	PANAMA	101	331	183
NORWAY	939	667	376	CUBA	278	494	271
SWEDEN	16 936	19 500	10 858	HAITI	71	106	62
FINLAND	968	1 491	827	DOMINIC REP	170	416	234
SWITZERLAND	8 359	39 330	21 962	MARTINIQUE	15	66	35
AUSTRIA	38 575	57 927	32 304	JAMAICA	31	60	35
MALTA	641	11 077	6 245	BARBADOS	22	78	43
YUGOSLAVIA	33 789	16 595	9 223	TRINIDAD-TOB	92	405	236
TURKEY	740	396	221	COLOMBIA	930	2 671	1 475
POLAND	712	422	236	VENEZUELA	4 092	7 225	4 138
				ECUADOR	260	637	351

6 IMPORTS AND EXPORTS (SPECIAL TRADE) BY GROUPS OF THE SITC-REV. II AND BY COUNTRIES OF PRODUCTION AND CONSUMPTION 1987

GROUP COUNTRY	DT * 100 KG	1 000 DM	1 000 \$	GROUP COUNTRY	DT * 100 KG	1 000 DM	1 000 \$
PERU	833	1 775	955	DENMARK	97 916	20 975	11 653
BRAZIL	319	2 935	1 636	GREECE	10 775	1 865	1 048
CHILE	1 542	2 302	1 306	PORTUGAL	17 094	1 529	843
BOLIVIA	86	250	140	SPAIN	16 077	5 350	2 963
PARAGUAY	134	280	155	NORWAY	2 791	458	257
URUGUAY	312	976	543	SWEDEN	78 292	13 082	7 311
ARGENTINA	1 356	6 112	3 417	FINLAND	685 955	157 442	87 825
CYPRUS	114	377	205	SWITZERLAND	1 120 196	82 436	45 890
LEBANON	335	428	239	AUSTRIA	2 781 699	201 374	112 028
SYRIA	721	1 263	709	YUGOSLAVIA	105 010	15 760	8 821
IRAQ	259	942	538	TURKEY	34 981	2 589	1 437
IRAN	4 025	10 089	5 606	SOVIET UNION	127 251	11 289	6 237
ISRAEL	1 413	5 464	3 051	POLAND	77 746	5 428	3 029
JORDAN	1 006	1 503	842	CZECHOSLOVA	651 254	25 319	14 351
SAUDI ARABIA	5 064	7 935	4 401	HUNGARY	6 229	551	309
KUWAIT	911	1 813	1 018	ROMANIA	63 497	6 313	3 532
BAHRAIN	142	229	131	TUNISIA	783	174	98
QATAR	98	337	154	GUINEA	1 985	359	194
ARAB EMIRAT	888	2 337	1 295	LIBERIA	1 040	469	265
OMAN	230	259	142	IVORY COAST	178 999	28 718	16 007
NORTH YEMEN	55	155	85	GHANA	40 036	6 051	3 382
AFGHANISTAN	45	170	95	CAMEROON	5 701	984	540
PAKISTAN	313	1 585	874	EQUAT GUINEA	8 534	1 231	674
INDIA	26 421	27 933	15 413	GABON	17 116	3 359	1 848
BANGLADESH	12	83	47	CONGO	49 692	12 184	6 792
SRI LANKA	48	153	84	ZAIRE	35 720	8 472	4 720
THAILAND	1 163	2 537	1 417	REP S AFRICA	3 057	1 170	655
INDONESIA	1 145	1 428	802	USA	642 072	134 929	74 933
MALAYSIA	932	2 431	1 374	CANADA	157 649	27 413	15 180
SINGAPORE	1 761	6 737	3 783	PANAMA	510	94	51
PHILIPPINES	266	579	322	COLOMBIA	1 200	312	184
CHINA	157	1 012	558	BRAZIL	110 833	23 538	13 210
SOUTH KOREA	5 337	13 168	7 310	CHILE	766	167	92
JAPAN	1 779	9 876	5 502	BOLIVIA	1 010	649	353
TAIWAN	335	1 400	783	ISRAEL	806	183	98
HONG KONG	390	2 244	1 255	INDIA	4 079	2 417	1 352
AUSTRALIA	5 356	12 946	7 195	BURMA	397	107	60
PAPUA NEW G	42	237	133	THAILAND	1 140	817	449
NEW ZEALAND	450	1 413	787	INDONESIA	377 540	45 632	25 407
NEW CALEDON	35	67	36	MALAYSIA	75 264	9 055	4 994
				SINGAPORE	44 168	6 873	3 812
				PHILIPPINES	41 369	4 953	2 730
				CHINA	1 257	163	97
				SOUTH KOREA	42 416	7 008	3 843
				JAPAN	2 055	1 452	808
				TAIWAN	48 922	11 368	6 330
				AUSTRALIA	289	128	72
				UNID COUNTR	224	117	65
633 CORK MANUFACTURES				EXPORTS	8 406 596	1 066 272	594 634
IMPORTS	132 762	100 778	56 208	FRANCE	1 379 291	113 746	63 441
FRANCE	3 579	1 780	1 003	BELGIUM LUX	529 814	68 825	38 357
BELGIUM LUX	95	60	34	NETHERLANDS	1 727 736	174 813	97 396
NETHERLANDS	1 797	1 083	607	ITALY	435 321	55 989	31 224
ITALY	1 791	3 071	1 708	UNTD KINGDOM	1 397 995	165 413	92 328
UNTD KINGDOM	249	367	204	IRELAND	37 316	4 248	2 356
DENMARK	471	189	104	DENMARK	915 835	93 203	51 895
PORTUGAL	99 488	80 736	45 041	GREECE	31 829	10 125	5 656
SPAIN	14 706	8 993	5 015	PORTUGAL	4 242	1 413	787
SWEDEN	2 477	1 973	1 090	SPAIN	88 999	15 120	8 446
SWITZERLAND	158	73	39	CANARY IS	422	234	130
AUSTRIA	196	123	68	ICELAND	5 195	1 949	1 090
MOROCCO	5 082	946	530	NORWAY	50 381	13 601	7 556
TUNISIA	910	145	80	SWEDEN	236 431	38 216	21 359
USA	57	199	106	FINLAND	23 308	9 204	5 146
CHINA	324	335	190	SWITZERLAND	606 420	101 980	56 877
SOUTH KOREA	858	470	261	AUSTRIA	652 621	102 926	57 324
JAPAN	17	110	61	MALTA	2 873	664	369
EXPORTS	19 261	32 673	18 178	YUGOSLAVIA	26 300	10 612	5 930
FRANCE	2 860	3 486	1 945	TURKEY	6 431	1 702	964
BELGIUM LUX	1 117	1 653	917	SOVIET UNION	19 697	3 816	2 098
NETHERLANDS	1 329	1 572	875	POLAND	117	55	32
ITALY	495	1 457	814	CZECHOSLOVA	21 610	5 701	3 200
UNTD KINGDOM	1 732	3 005	1 679	HUNGARY	2 687	705	399
DENMARK	1 566	1 726	958	ROMANIA	5 453	2 577	1 512
PORTUGAL	48	62	36	ALGERIA	5 493	720	403
SPAIN	118	317	178	TUNISIA	379	58	33
ICELAND	95	71	39	LIBYA	3 452	622	347
NORWAY	270	244	136	EGYPT	15 320	6 881	3 847
SWEDEN	1 535	4 077	2 240	LIBERIA	174	66	37
FINLAND	199	644	372	NIGERIA	335	118	68
SWITZERLAND	2 547	3 475	1 927	CAMEROON	802	136	76
AUSTRIA	3 016	3 832	2 138	CONGO	119	68	38
YUGOSLAVIA	13	62	34	ZAIRE	236	74	41
SOVIET UNION	98	75	42	ETHIOPIA	1 238	413	241
CZECHOSLOVA	39	119	68	REP S AFRICA	4 199	1 298	728
HUNGARY	204	627	351	USA	28 610	22 871	12 777
BULGARIA	22	68	37	CANADA	8 441	2 410	1 348
REP S AFRICA	399	1 602	895	MEXICO	639	476	270
USA	564	1 690	941	PANAMA	2 274	175	96
CANADA	96	239	134	VENEZUELA	395	61	33
ISRAEL	57	112	62	BRAZIL	215	132	77
SAUDI ARABIA	15	69	39	ARGENTINA	670	403	226
BURMA	36	79	44	CYPRUS	3 510	1 152	636
SOUTH KOREA	146	577	318	LEBANON	985	237	136
JAPAN	54	162	88	SYRIA	1 560	729	404
AUSTRALIA	330	1 175	648	IRAQ	2 833	655	355
				ISRAEL	27 103	3 814	2 121
634 VENEERS, PLYWOOD, ETC				JORDAN	1 578	298	162
IMPORTS	11 823 909	1 357 876	756 042	SAUDI ARABIA	27 525	4 558	2 530
FRANCE	1 047 527	131 113	73 010	KUWAIT	272	263	145
BELGIUM LUX	2 138 065	149 745	83 338	BAHRAIN	4 968	300	162
NETHERLANDS	202 086	28 440	15 926	ARAB EMIRAT	1 321	642	354
ITALY	642 313	150 968	84 230				
UNTD KINGDOM	17 706	4 394	2 441				
IRELAND	2 421	233	131				

6 IMPORTS AND EXPORTS (SPECIAL TRADE) BY GROUPS OF THE SITC-REV. II AND BY COUNTRIES OF PRODUCTION AND CONSUMPTION 1987

GROUP COUNTRY	DT = 100 KG	1 000 DM	1 000 \$	GROUP COUNTRY	DT = 100 KG	1 000 DM	1 000 \$
PAKISTAN	285	83	46	ROMANIA	300	70	39
INDIA	693	273	160	BULGARIA	1 325	267	150
SRI LANKA	2 714	664	373	MOROCCO	672	342	191
THAILAND	972	258	142	ALGERIA	3 020	1 969	1 098
INDONESIA	815	114	64	TUNISIA	398	232	127
SINGAPORE	4 478	547	313	LIBYA	2 329	763	427
CHINA	530	185	104	EGYPT	1 512	508	291
SOUTH KOREA	14 161	6 413	3 541	SUDAN	334	215	131
JAPAN	12 382	3 882	2 204	GUINEA	113	107	60
TAIWAN	4 203	2 354	1 311	IVORY COAST	801	240	137
HONG KONG	1 250	532	296	GHANA	1 678	718	399
AUSTRALIA	6 303	3 024	1 691	TOGO	97	61	33
NEW ZEALAND	1 478	928	516	NIGERIA	630	825	461
				ZAIRE	40	94	55
				ANGOLA	184	72	39
				SOMALIA	1 670	887	485
				KENYA	45	87	50
				UGANDA	124	60	33
				TANZANIA	102	60	33
				REP S AFRICA	1 290	1 058	584
				USA	35 785	41 271	23 001
				CANADA	5 664	2 813	1 566
				MEXICO	477	386	214
				GUATEMALA	86	192	106
				EL SALVADOR	204	296	163
				COSTA RICA	21	66	37
				CUBA	328	600	329
				BAHAMAS	153	135	76
				NETH ANTILL	130	162	91
				COLOMBIA	61	145	81
				VENEZUELA	7	74	43
				ECUADOR	79	193	107
				PERU	53	93	53
				BRAZIL	97	72	41
				CHILE	126	112	64
				ARGENTINA	461	324	177
				CYPRUS	130	77	47
				LEBANON	516	142	78
				SYRIA	567	314	174
				IRAQ	1 600	1 085	603
				ISRAEL	8 192	1 858	1 050
				JORDAN	1 095	359	197
				SAUDI ARABIA	18 851	13 645	7 565
				KUWAIT	8 334	2 578	1 425
				BAHRAIN	231	86	48
				QATAR	83	58	33
				ARAB EMIRAT	4 144	1 407	772
				OMAN	201	120	69
				NORTH YEMEN	609	612	333
				PAKISTAN	37	52	30
				SRI LANKA	211	75	42
				THAILAND	667	823	488
				INDONESIA	1 246	476	261
				MALAYSIA	102	208	117
				SINGAPORE	2 996	763	424
				PHILIPPINES	447	132	74
				CHINA	5 588	1 590	869
				SOUTH KOREA	252	169	99
				JAPAN	4 255	4 613	2 578
				TAIWAN	1 802	486	270
				HONG KONG	1 544	958	540
				AUSTRALIA	1 720	986	553
				NEW ZEALAND	869	556	327
				641 PAPER AND PAPERBOARD			
				IMPORTS	53 239 418	7 856 622	4 376 628
				FRANCE	5 654 143	952 121	530 671
				BELGIUM LUX	2 022 675	529 301	294 960
				NETHERLANDS	4 448 940	641 701	357 509
				ITALY	3 130 884	576 914	321 613
				UNTD KINGDOM	1 077 430	314 163	174 662
				IRELAND	53 231	5 102	2 835
				DENMARK	499 600	51 384	28 640
				GREECE	1 087	186	102
				PORTUGAL	209 942	20 212	11 093
				SPAIN	373 724	52 989	29 391
				NORWAY	2 070 847	247 206	137 342
				SWEDEN	11 422 046	1 613 545	899 445
				FINLAND	9 532 809	1 261 117	703 269
				SWITZERLAND	1 643 656	231 051	128 740
				AUSTRIA	5 063 850	696 635	387 716
				YUGOSLAVIA	460 560	45 501	25 278
				TURKEY	16 193	1 358	741
				SOVIET UNION	712 828	43 741	24 322
				POLAND	222 010	17 644	9 820
				CZECHOSLOVA	467 569	35 804	19 905
				HUNGARY	99 388	9 547	5 282
				ROMANIA	204 579	19 320	10 719
				BULGARIA	6 377	698	387
				REP S AFRICA	142 892	11 635	6 474
				USA	1 332 482	156 400	86 903
				CANADA	1 607 922	176 186	97 991
				COLOMBIA	13 700	2 116	1 167
				BRAZIL	570 340	58 289	32 512
				CHILE	48 597	4 743	2 649
				ARGENTINA	3 707	288	165
				ISRAEL	8 885	2 528	1 452
				INDIA	3 279	229	132
				BURMA	3 224	2 571	1 492
				THAILAND	16 393	670	376
				SOUTH KOREA	547	290	162
				JAPAN	90 595	72 803	40 462
635 WOOD MANUFACTURES NES							
IMPORTS	4 508 314	1 016 569	567 527				
FRANCE	189 300	50 571	28 252				
BELGIUM LUX	132 695	42 744	23 852				
NETHERLANDS	546 935	106 840	59 542				
ITALY	144 595	122 264	68 326				
UNTD KINGDOM	60 303	10 593	5 918				
IRELAND	1 925	619	348				
DENMARK	343 437	114 673	64 104				
GREECE	1 404	626	351				
PORTUGAL	57 585	8 308	4 605				
SPAIN	15 353	13 450	7 529				
NORWAY	39 138	11 966	6 732				
SWEDEN	250 465	92 276	51 538				
FINLAND	119 580	38 823	21 735				
SWITZERLAND	27 256	19 454	10 844				
AUSTRIA	449 276	139 165	77 566				
YUGOSLAVIA	135 226	35 942	20 049				
TURKEY	1 719	581	320				
SOVIET UNION	13 143	2 316	1 292				
POLAND	305 620	19 137	10 667				
CZECHOSLOVA	645 432	25 132	14 041				
HUNGARY	558 409	29 945	16 695				
ROMANIA	85 572	17 121	9 541				
BULGARIA	1 009	253	145				
MOROCCO	17	87	49				
EGYPT	24	58	35				
IVORY COAST	2 451	455	258				
GHANA	2 400	385	210				
KENYA	71	80	44				
TANZANIA	269	170	97				
MOZAMBIQUE	657	108	59				
MAURITIUS	16	92	52				
REP S AFRICA	23 845	7 010	3 941				
USA	12 385	4 088	2 277				
CANADA	15 178	2 710	1 505				
COSTA RICA	33	63	33				
ECUADOR	56	61	32				
PERU	46	121	66				
BRAZIL	34 672	7 443	4 165				
CHILE	2 147	380	211				
ISRAEL	1 124	490	273				
SAUDI ARABIA	285	280	151				
PAKISTAN	53	58	31				
INDIA	1 528	1 636	910				
SRI LANKA	685	536	300				
NEPAL	31	78	40				
BHUTAN	453	55	30				
THAILAND	63 727	17 912	10 005	641 PAPER AND PAPERBOARD			
VIETNAM	202	243	143				
INDONESIA	27 584	5 038	2 836	IMPORTS	53 239 418	7 856 622	4 376 628
MALAYSIA	68 970	8 850	4 923	FRANCE	5 654 143	952 121	530 671
SINGAPORE	53 998	9 113	5 052	BELGIUM LUX	2 022 675	529 301	294 960
PHILIPPINES	3 292	3 285	1 833	NETHERLANDS	4 448 940	641 701	357 509
CHINA	23 677	10 441	5 848	ITALY	3 130 884	576 914	321 613
SOUTH KOREA	9 538	4 787	2 682	UNTD KINGDOM	1 077 430	314 163	174 662
JAPAN	2 194	2 644	1 479	IRELAND	53 231	5 102	2 835
TAIWAN	26 099	22 369	12 500	DENMARK	499 600	51 384	28 640
HONG KONG	3 664	1 963	1 096	GREECE	1 087	186	102
AUSTRALIA	310	62	33	PORTUGAL	209 942	20 212	11 093
				SPAIN	373 724	52 989	29 391
EXPORTS	2 675 880	838 723	467 539	NORWAY	2 070 847	247 206	137 342
FRANCE	328 489	85 532	47 656	SWEDEN	11 422 046	1 613 545	899 445
BELGIUM LUX	328 669	93 235	51 990	FINLAND	9 532 809	1 261 117	703 269
NETHERLANDS	454 851	91 535	51 024	SWITZERLAND	1 643 656	231 051	128 740
ITALY	111 225	27 073	15 097	AUSTRIA	5 063 850	696 635	387 716
UNTD KINGDOM	61 019	35 209	19 637	YUGOSLAVIA	460 560	45 501	25 278
IRELAND	9 830	4 299	2 380	TURKEY	16 193	1 358	741
DENMARK	124 785	21 826	12 151	SOVIET UNION	712 828	43 741	24 322
GREECE	10 714	4 452	2 464	POLAND	222 010	17 644	9 820
PORTUGAL	1 109	1 030	578	CZECHOSLOVA	467 569	35 804	19 905
SPAIN	13 007	5 348	3 003	HUNGARY	99 388	9 547	5 282
CANARY IS	1 209	899	513	ROMANIA	204 579	19 320	10 719
ICELAND	2 465	1 366	761	BULGARIA	6 377	698	387
NORWAY	23 064	9 079	5 063	REP S AFRICA	142 892	11 635	6 474
SWEDEN	28 390	11 454	6 395	USA	1 332 482	156 400	86 903
FINLAND	28 825	12 287	6 857	CANADA	1 607 922	176 186	97 991
SWITZERLAND	763 566	230 240	128 340	COLOMBIA	13 700	2 116	1 167
AUSTRIA	242 673	107 212	59 819	BRAZIL	570 340	58 289	32 512
GIBRALTAR	176	138	74	CHILE	48 597	4 743	2 649
MALTA	608	245	137	ARGENTINA	3 707	288	165
YUGOSLAVIA	5 473	1 133	633	ISRAEL	8 885	2 528	1 452
TURKEY	3 345	1 364	766	INDIA	3 279	229	132
SOVIET UNION	1 042	739	405	BURMA	3 224	2 571	1 492
POLAND	791	395	219	THAILAND	16 393	670	376
CZECHOSLOVA	1 311	1 200	660	SOUTH KOREA	547	290	162
HUNGARY	1 272	769	428	JAPAN	90 595	72 803	40 462

6 IMPORTS AND EXPORTS (SPECIAL TRADE) BY GROUPS OF THE SITC-REV. II AND BY COUNTRIES OF PRODUCTION AND CONSUMPTION 1987

GROUP COUNTRY	DT = 100 KG	1 000 DM	1 000 \$	GROUP COUNTRY	DT = 100 KG	1 000 DM	1 000 \$
TAIWAN	184	144	79	ARAB EMIRAT	17 773	3 467	1 903
NEW ZEALAND	903	76	42	OMAN	541	265	152
EXPORTS	37 165 654	7 161 666	3 991 980	NORTH YEMEN	13 156	4 096	2 272
FRANCE	8 478 735	1 452 034	809 653	SOUTH YEMEN	174	131	72
BELGIUM LUX	3 479 371	595 454	331 468	AFGHANISTAN	2 496	599	324
NETHERLANDS	5 085 264	871 453	485 121	PAKISTAN	43 892	7 767	4 389
ITALY	3 594 703	636 198	354 429	INDIA	38 657	15 977	8 957
UNITED KINGDOM	4 423 437	914 705	509 943	BANGLADESH	391	203	115
IRELAND	142 940	28 507	15 930	SRI LANKA	8 025	1 658	935
DENMARK	773 756	150 923	84 045	NEPAL	894	134	72
GREECE	212 836	43 707	24 326	BURMA	1 409	172	96
PORTUGAL	61 666	23 917	13 297	THAILAND	47 299	12 422	6 859
SPAIN	992 578	214 476	119 779	LAOS	216	67	36
CANARY IS	2 868	1 959	1 094	VIETNAM	773	76	41
ICELAND	16 994	4 695	2 633	INDONESIA	17 220	6 778	3 762
NORWAY	154 305	44 643	24 948	MALAYSIA	54 741	9 837	5 512
SWEDEN	445 686	122 768	68 389	SINGAPORE	84 642	12 826	7 145
FINLAND	115 382	39 756	22 228	PHILIPPINES	55 122	6 577	3 732
SWITZERLAND	1 653 946	409 682	228 302	CHINA	569 313	50 212	27 993
AUSTRIA	1 527 850	334 534	186 502	SOUTH KOREA	19 057	6 581	3 676
MALTA	6 576	1 158	646	JAPAN	117 447	42 397	23 737
YUGOSLAVIA	105 503	36 687	20 528	TAIWAN	25 605	5 391	2 987
TURKEY	52 480	22 146	12 399	HONG KONG	162 322	22 331	12 487
SOVIET UNION	332 124	101 981	56 606	AUSTRALIA	532 778	121 756	67 846
POLAND	89 604	25 918	14 588	PAPUA NEW G	3 290	688	393
CZECHOSLOVAKIA	97 127	19 214	10 668	NEW ZEALAND	77 992	22 244	12 363
HUNGARY	216 104	51 454	28 680	FIJI	322	96	52
ROMANIA	2 212	713	423	FR POLYNESIA	216	101	57
BULGARIA	63 315	14 785	8 236	642 ARTICLES OF PAPER ETC			
ALBANIA	520	161	94	IMPORTS	5 839 927	1 653 855	921 732
MOROCCO	19 209	3 555	1 994	FRANCE	734 407	257 562	143 663
ALGERIA	63 587	8 314	4 590	BELGIUM LUX	218 566	88 492	49 501
TUNISIA	10 855	3 643	2 024	NETHERLANDS	1 192 941	317 349	176 768
LIBYA	7 935	1 510	834	ITALY	599 365	180 099	100 360
EGYPT	81 461	16 302	9 072	UNITED KINGDOM	143 095	69 640	38 933
SUDAN	1 070	521	289	IRELAND	2 083	1 639	896
MAURITANIA	2 190	261	147	DENMARK	343 050	65 184	36 320
MALI	664	536	292	GREECE	7 143	1 779	989
SENEGAL	12 123	1 287	710	PORTUGAL	7 438	2 711	1 520
GUINEA	228	62	33	SPAIN	12 260	6 588	3 695
STERRA LEONE	1 239	547	302	NORWAY	25 365	6 984	3 885
LIBERIA	320	168	91	SWEDEN	449 590	100 960	56 244
IVORY COAST	2 645	1 049	576	FINLAND	243 969	41 232	23 049
GHANA	4 579	833	481	SWITZERLAND	290 712	86 409	48 092
TOGO	308	98	53	AUSTRIA	1 197 251	279 189	155 374
BENIN	1 513	342	190	MALTA	26	56	31
NIGERIA	23 460	7 917	4 447	YUGOSLAVIA	130 758	24 704	13 742
CAMEROON	4 385	1 528	864	TURKEY	157	146	78
CENT AFR REP	79	66	38	SOVIET UNION	295	522	288
GABON	1 205	532	297	POLAND	2 183	215	122
CONGO	369	142	76	CZECHOSLOVAKIA	15 678	3 395	1 914
ZAIRE	4 754	1 986	1 099	HUNGARY	3 031	429	234
RWANDA	1 109	247	136	MOROCCO	711	191	107
ANGOLA	3 499	559	324	TUNISIA	3 601	2 776	1 555
ETHIOPIA	462	307	173	MAURITIUS	8	69	38
KENYA	14 992	2 258	1 259	USA	38 784	36 395	20 246
UGANDA	2 657	597	331	CANADA	1 092	685	369
TANZANIA	8 394	1 857	1 029	MEXICO	68	114	64
MOZAMBIQUE	8 339	564	316	BRAZIL	60 272	9 715	5 409
MADAGASCAR	2 752	360	199	ISRAEL	769	1 340	749
MAURITIUS	5 181	1 128	634	INDIA	122	280	161
ZAMBIA	235	69	41	THAILAND	240	243	130
ZIMBABWE	2 153	1 366	761	MALAYSIA	1 520	821	451
REP S AFRICA	248 994	64 313	35 993	SINGAPORE	395	214	124
USA	1 782 819	317 498	176 969	PHILIPPINES	65	80	47
CANADA	132 867	37 211	20 846	CHINA	16 283	5 147	2 892
ST PIERRE	554	93	51	SOUTH KOREA	67 331	23 775	13 224
MEXICO	4 256	2 288	1 264	JAPAN	14 235	23 124	12 893
GUATEMALA	1 427	547	307	TAIWAN	8 146	8 445	4 721
HONDURAS	205	247	140	HONG KONG	6 426	4 867	2 695
EL SALVADOR	3 173	881	504	EXPORTS	8 677 129	3 511 375	1 956 724
COSTA RICA	1 870	895	487	FRANCE	1 119 226	512 715	285 575
PANAMA	1 129	615	339	BELGIUM LUX	949 754	355 207	197 995
CUBA	28 508	1 891	1 041	NETHERLANDS	2 407 803	739 288	411 952
DOMINIC REP	1 330	486	269	ITALY	457 457	204 456	113 843
GUADELOUPE	257	119	66	UNITED KINGDOM	899 523	393 260	219 212
JAMAICA	4 805	1 011	566	IRELAND	60 298	30 905	17 207
BARBADOS	887	199	115	DENMARK	311 461	108 126	60 307
TRINIDAD TOB	771	253	166	GREECE	131 902	67 728	37 697
NETH ANTILL	1 824	480	268	PORTUGAL	19 594	9 644	5 389
COLOMBIA	3 203	1 598	900	SPAIN	63 632	35 150	19 586
VENEZUELA	18 251	8 121	4 573	CANARY IS	10 281	5 207	2 920
SURINAME	214	70	40	CEUTA MEL	250	102	60
ECUADOR	2 529	1 039	583	ICELAND	6 799	3 897	2 184
PERU	11 420	3 987	2 231	NORWAY	34 391	21 434	12 049
BRAZIL	5 275	4 272	2 381	SWEDEN	93 046	55 702	31 115
CHILE	20 752	8 630	4 790	FINLAND	54 534	31 401	17 486
BOLIVIA	221	195	105	SWITZERLAND	640 502	278 691	155 410
PARAGUAY	324	178	100	AUSTRIA	632 105	250 772	139 813
URUGUAY	1 195	712	400	ANDORRA	2 272	1 299	726
ARGENTINA	5 337	3 914	2 189	MALTA	3 403	2 056	1 143
CYPRUS	17 347	3 284	1 842	YUGOSLAVIA	42 047	16 584	9 246
LEBANON	19 539	3 076	1 748	TURKEY	6 200	3 908	2 191
SYRIA	11 204	2 586	1 417	SOVIET UNION	31 510	11 456	6 365
IRAQ	4 900	1 664	945	POLAND	17 987	6 135	3 441
IRAN	217 936	46 234	25 929	CZECHOSLOVAKIA	17 476	6 947	3 883
ISRAEL	140 832	30 813	17 160	HUNGARY	26 647	11 407	6 406
JORDAN	23 478	3 329	1 870	ROMANIA	15 007	3 797	2 113
SAUDI ARABIA	96 378	22 621	12 651	BULGARIA	23 734	9 765	5 471
KUWAIT	29 672	5 352	2 992				
BAHRAIN	2 550	862	472				
QATAR	2 369	534	295				

6 IMPORTS AND EXPORTS (SPECIAL TRADE) BY GROUPS OF THE SITC-REV. II AND BY COUNTRIES OF PRODUCTION AND CONSUMPTION 1987

GROUP COUNTRY	DT * 100 KG	1 000 DM	1 000 \$	GROUP COUNTRY	DT * 100 KG	1 000 DM	1 000 \$
MOROCCO	2 046	1 214	671	AUSTRALIA	4 679	5 830	3 229
ALGERIA	1 419	623	478	PAPUA NEW G	102	62	36
TUNISIA	6 701	2 308	1 289	NEW ZEALAND	582	786	434
LIBYA	64 290	28 028	15 477	NEW CALEDON	109	59	30
EGYPT	19 275	8 330	4 617				
SUDAN	2 466	1 572	881	651 TEXTILE YARN AND THREAD			
MAURITANIA	185	151	87				
MALI	144	121	66	IMPORTS	4 612 598	4 098 441	2 283 125
BURKINA FASO	138	112	60				
NIGER	250	155	86	FRANCE	411 555	504 576	281 528
SENEGAL	313	171	93	BELGIUM LUX	454 243	340 479	189 922
GUINEA	184	82	45	NETHERLANDS	460 087	380 000	211 566
SIERRA LEONE	444	184	99	ITALY	597 801	717 363	399 671
LIBERIA	582	309	175	UNTD KINGDOM	259 369	260 685	145 224
IVORY COAST	1 531	939	524	IRELAND	12 517	16 302	9 061
GHANA	643	232	129	DENMARK	64 196	73 522	40 832
TOGO	409	206	110	GREECE	218 758	181 027	100 896
BENIN	129	99	56	PORTUGAL	8 303	8 340	4 638
NIGERIA	7 071	4 220	2 415	SPAIN	112 806	77 725	43 391
CAMEROON	4 096	2 308	1 279	ICELAND	36	113	62
CENT AFR REP	58	62	36	NORWAY	5 949	3 394	1 875
GABON	2 381	1 053	584	SWEDEN	37 143	14 218	7 897
CONGO	384	371	206	FINLAND	2 615	1 185	656
ZAIRE	1 764	1 627	909	SWITZERLAND	208 397	320 224	178 346
RWANDA	521	438	242	AUSTRIA	191 036	173 323	96 600
BURUNDI	267	139	77	YUGOSLAVIA	40 003	43 875	24 526
ANGOLA	116	189	103	TURKEY	346 448	218 002	120 789
ETHIOPIA	879	612	343	SOVIET UNION	1 394	461	251
DJIBOUTI	86	76	42	POLAND	1 416	1 064	593
SOMALIA	554	182	100	CZECHOSLOVA	118 370	36 043	20 130
KENYA	538	515	286	HUNGARY	20 400	9 444	5 294
UGANDA	66	76	45	ROMANIA	7 294	3 912	2 167
TANZANIA	186	269	153	BULGARIA	2 063	402	223
MOZAMBIQUE	111	89	49	MOROCCO	4 195	3 385	1 881
MADAGASCAR	80	86	44	EGYPT	146 491	104 697	58 415
REUNION	167	209	118	SUDAN	3 987	2 345	1 288
MAURITIUS	55	94	51	IVORY COAST	473	266	145
ZAMBIA	36	63	34	TANZANIA	3 778	1 828	1 011
ZIMBABWE	191	204	113	MAURITIUS	9 748	5 977	3 335
MALAWI	226	237	138	ZIMBABWE	23 117	10 963	6 108
REP S AFRICA	6 134	5 347	2 970	REP S AFRICA	35 722	32 111	17 882
USA	52 500	53 784	30 018	USA	142 770	163 458	91 082
CANADA	9 752	9 039	5 013	CANADA	6 202	6 187	3 491
MEXICO	1 060	1 275	722	MEXICO	28 886	12 929	7 120
BERMUDA	641	138	77	EL SALVADOR	9 822	5 079	2 837
GUATEMALA	181	293	161	NETH ANTILL	71	62	33
HONDURAS	519	280	155	COLOMBIA	13 024	7 507	4 148
EL SALVADOR	17	73	40	VENEZUELA	449	668	370
NICARAGUA	188	167	94	PERU	25 820	26 100	14 511
COSTA RICA	172	152	89	BRAZIL	155 763	97 103	54 054
PANAMA	169	208	119	URUGUAY	32 216	24 791	13 869
HAITI	160	210	117	ARGENTINA	11 911	6 217	4 550
BAHAMAS	2 209	400	222	CYPRUS	368	295	174
DOMINIC REP	577	673	373	LEBANON	112	66	40
GUADELOUPE	864	272	150	SYRIA	3 669	1 682	944
MARTINIQUE	341	113	60	ISRAEL	11 631	12 282	6 766
JAMAICA	225	130	76	PAKISTAN	19 006	9 884	5 457
ST VINCENT	128	69	41	INDIA	98 181	41 322	22 988
BARBADOS	83	214	119	BANGLADESH	45 650	6 739	3 748
TRINIDAD TOB	232	310	174	SRI LANKA	1 074	281	159
NETH ANTILL	565	270	156	THAILAND	35 522	15 141	8 374
COLOMBIA	282	395	217	INDONESIA	4 992	3 117	1 752
VENEZUELA	496	666	383	MALAYSIA	10 010	6 594	3 625
SURINAME	275	207	114	SINGAPORE	2 766	1 714	951
ECUADOR	495	468	274	PHILIPPINES	395	202	114
PERU	134	327	175	CHINA	39 614	24 183	13 469
BRAZIL	1 694	1 897	1 060	SOUTH KOREA	41 554	27 412	15 284
CHILE	625	1 050	583	JAPAN	27 543	27 181	15 090
BOLIVIA	377	469	260	TAIWAN	31 008	17 447	9 940
PARAGUAY	355	156	89	HONG KONG	253	714	353
UPUGUAY	190	309	168	AUSTRALIA	1 941	2 375	1 329
ARGENTINA	796	1 066	596	NEW ZEALAND	119	180	99
CYPRUS	11 906	4 521	2 504	EXPORTS	5 282 422	5 083 706	2 835 873
LEBANON	1 307	606	338				
SYRIA	1 633	981	547	FRANCE	655 362	568 796	317 231
IRAQ	18 093	5 911	3 296	BELGIUM LUX	547 446	430 022	239 623
IRAN	31 003	6 196	3 412	NETHERLANDS	572 444	473 237	263 981
ISRAEL	35 303	22 128	12 306	ITALY	686 180	769 760	429 914
JORDAN	4 317	2 023	1 130	UNTD KINGDOM	677 961	582 132	324 425
SAUDI ARABIA	110 529	38 856	21 601	IRELAND	45 806	51 281	28 474
KUWAIT	16 165	8 098	4 498	DENMARK	216 043	169 267	94 270
BAHRAIN	4 236	1 314	736	GREECE	103 559	107 665	60 123
QATAR	6 886	3 693	2 054	PORTUGAL	59 511	60 911	33 955
ARAB EMIRAT	18 641	10 331	5 718	SPAIN	115 925	89 177	49 674
OMAN	9 002	5 409	2 966	CANARY IS	88	265	149
NORTH YEMEN	13 094	9 287	5 171	CEUTA MEL	126	148	80
SOUTH YEMEN	90	120	67	ICELAND	107	549	296
AFGHANISTAN	889	387	209	NORWAY	21 155	25 793	14 409
PAKISTAN	5 513	2 910	1 622	SWEDEN	96 427	101 107	56 433
INDIA	1 968	1 263	707	FINLAND	66 767	77 638	43 278
BANGLADESH	191	83	46	SWITZERLAND	123 884	173 743	96 890
SRI LANKA	1 149	599	326	AUSTRIA	260 262	325 676	181 542
BURMA	192	160	94	ANDORRA	29	82	44
THAILAND	4 944	3 188	1 781	MALTA	999	4 310	2 399
INDONESIA	2 387	2 063	1 162	YUGOSLAVIA	83 768	121 395	68 124
MALAYSIA	649	1 005	552	TURKEY	83 340	55 875	31 214
SINGAPORE	6 313	5 112	2 840	SOVIET UNION	164 679	166 910	92 946
PHILIPPINES	981	809	442	POLAND	16 292	21 749	12 148
CHINA	8 337	5 289	2 961	CZECHOSLOVA	31 223	34 761	19 421
NORTH KOREA	31	62	36	HUNGARY	80 784	80 652	44 742
SOUTH KOREA	16 644	10 136	5 606	ROMANIA	1 286	4 903	2 755
JAPAN	16 629	13 904	7 722	BULGARIA	6 442	13 027	7 328
TAIWAN	12 717	9 568	5 346	MOROCCO	28 710	17 832	9 942
HONG KONG	27 081	12 579	7 009				

6 IMPORTS AND EXPORTS (SPECIAL TRADE) BY GROUPS OF THE SITC-REV. II AND BY COUNTRIES OF PRODUCTION AND CONSUMPTION 1987

GROUP COUNTRY	DT = 100 KG	1 000 DM	1 000 \$	GROUP COUNTRY	DT = 100 KG	1 000 DM	1 000 \$
ALGERIA	6 037	4 185	2 372	CZECHOSLOVA	32 182	38 799	21 655
TUNISIA	4 790	9 168	5 130	HUNGARY	2 222	3 436	1 906
LIBYA	3 010	5 516	3 120	ROMANIA	4 159	4 327	2 424
EGYPT	12 563	5 748	3 256	BULGARIA	1 568	862	481
SENEGAL	14	90	48	MOROCCO	70	202	112
IVORY COAST	760	1 247	694	TUNISIA	6 206	4 348	2 395
GHANA	1 479	553	311	EGYPT	11 713	8 359	4 737
NIGERIA	955	721	392	CAMEROON	1 165	922	521
CAMEROON	102	204	119	TANZANIA	82	76	41
ZAIRE	103	178	102	MADAGASCAR	12 720	8 452	4 726
ANGOLA	40	311	174	ZAMBIA	118	75	39
ETHIOPIA	84	144	80	ZIMBABWE	1 422	745	421
KENYA	83	140	75	MALAWI	670	956	526
TANZANIA	104	156	84	BOTSWANA	1 790	1 522	827
MOZAMBIQUE	503	737	406	USA	28 714	29 751	16 478
MADAGASCAR	60	71	39	MEXICO	10 024	7 078	3 909
MAURITIUS	169	418	234	GUATEMALA	257	605	332
ZAMBIA	34	186	105	COLOMBIA	2 853	1 901	1 048
ZIMBABWE	187	291	159	PERU	6 778	5 824	3 219
REP S AFRICA	29 084	25 522	14 264	BRAZIL	21 353	15 805	8 847
USA	207 905	194 107	107 829	ARGENTINA	4 414	3 553	1 945
CANADA	30 520	32 738	18 334	ISRAEL	1 336	1 841	1 034
GREENLAND	13	132	74	QATAR	134	85	46
MEXICO	434	737	411	PAKISTAN	31 251	21 298	11 772
GUATEMALA	93	171	92	INDIA	72 614	49 502	27 480
EL SALVADOR	91	91	55	THAILAND	41 339	34 015	18 755
COSTA RICA	833	182	101	VIETNAM	135	102	57
PANAMA	45	152	85	INDONESIA	14 688	11 829	6 590
HAITI	28	95	52	MALAYSIA	7 931	6 210	3 446
BAHAMAS	14	57	30	SINGAPORE	435	295	165
DOMINIC REP	121	204	111	PHILIPPINES	586	385	214
BARBADOS	31	135	76	CHINA	63 450	46 485	25 768
TRINIDAD TOB	155	715	398	SOUTH KOREA	15 648	17 124	9 451
ARUBA	17	58	31	JAPAN	8 804	16 691	9 346
NETH ANTILL	18	66	39	TAIWAN	18 323	21 529	11 993
COLOMBIA	980	1 019	570	HONG KONG	7 781	8 679	4 851
VENEZUELA	2 553	2 622	1 456	EXPORTS	1 346 126	2 572 398	1 437 465
ECUADOR	270	227	123	FRANCE	240 852	327 162	182 555
PERU	1 815	1 346	754	BELGIUM LUX	55 381	95 179	53 148
BRAZIL	2 326	4 885	2 714	NETHERLANDS	182 457	265 387	147 932
CHILE	3 211	3 368	1 871	ITALY	218 115	302 548	168 574
BOLIVIA	1 019	330	181	UNTD KINGDOM	135 906	215 875	120 562
PARAGUAY	34	87	47	IRELAND	2 367	5 525	3 061
URUGUAY	91	143	75	DENMARK	25 840	46 695	26 093
ARGENTINA	1 239	2 198	1 218	GREECE	40 410	102 544	57 432
CYPRUS	1 148	2 045	1 148	PORTUGAL	35 857	89 515	50 354
LEBANON	3 082	2 666	1 490	SPAIN	9 241	14 895	8 275
SYRIA	15 096	6 539	3 640	CANARY IS	603	3 478	1 948
IRAQ	283	320	183	ICELAND	459	1 351	754
IRAN	1 899	2 821	1 559	NORWAY	3 486	12 914	7 183
ISRAEL	58 765	45 465	25 399	SWEDEN	10 338	26 168	14 587
JORDAN	148	262	149	FINLAND	11 214	24 698	13 798
SAUDI ARABIA	1 429	3 197	1 799	SWITZERLAND	44 848	113 755	63 548
KUWAIT	118	137	77	AUSTRIA	60 248	165 889	92 655
BAHRAIN	2	103	56	MALTA	9 446	23 633	13 148
ARAB EMIRAT	100	431	246	YUGOSLAVIA	63 720	200 267	112 648
OMAN	195	124	70	TURKEY	9 246	20 043	11 213
NORTH YEMEN	152	122	65	SOVIET UNION	1 761	3 307	1 895
AFGHANISTAN	879	373	213	POLAND	21 165	62 256	34 946
PAKISTAN	6 463	4 237	2 373	CZECHOSLOVA	10 425	16 254	9 084
INDIA	3 789	3 026	1 684	HUNGARY	11 846	33 559	18 845
BANGLADESH	104	159	112	ROMANIA	13 068	37 961	21 237
SRI LANKA	3 316	5 204	2 928	BULGARIA	3 804	8 125	4 564
BURMA	12	81	46	ALBANIA	15	79	48
THAILAND	1 127	1 907	1 063	MOROCCO	11 530	31 696	17 786
VIETNAM	371	1 000	568	ALGERIA	378	569	338
INDONESIA	18 898	10 069	5 794	TUNISIA	41 540	96 569	54 063
MALAYSIA	1 337	2 798	1 551	EGYPT	98	253	141
SINGAPORE	538	1 505	839	MAURITANIA	506	2 952	1 639
PHILIPPINES	1 148	2 911	1 628	MALI	2 109	11 231	6 269
CHINA	27 862	27 126	15 344	BURKINA FASO	28	192	103
SOUTH KOREA	16 787	24 151	13 498	NIGER	3 625	15 419	8 554
JAPAN	36 205	71 779	40 146	SENEGAL	1 432	7 119	3 972
TAIWAN	3 051	4 185	2 384	GAMBIA	328	1 439	801
HONG KONG	3 376	6 040	3 373	GUINEA	154	588	325
MACAO	61	215	125	IVORY COAST	721	2 127	1 169
AUSTRALIA	13 189	18 841	10 551	TOGO	414	624	373
NEW ZEALAND	986	2 825	1 576	BENIN	171	813	467
FIJI	20	56	32	NIGERIA	92	461	266
FR POLYNESIA	18	67	38	CAMEROON	531	1 824	998
652 COTTON FABRICS, WOVEN				GABON	150	289	156
IMPORTS	936 624	1 525 531	852 349	CONGO	96	315	175
FRANCE	93 495	192 949	107 849	KENYA	266	115	62
BELGIUM LUX	54 142	99 815	55 588	TANZANIA	22	80	46
NETHERLANDS	53 367	94 119	52 454	REUNION	106	250	141
ITALY	80 100	280 206	157 775	MAURITIUS	332	1 083	616
UNTD KINGDOM	21 175	36 002	20 027	COMOROS	59	191	107
IRELAND	7 074	8 402	4 689	ZAMBIA	30	130	73
DENMARK	5 255	11 300	6 291	ZIMBABWE	40	71	42
GREECE	7 228	7 825	4 395	REP S AFRICA	433	1 585	879
PORTUGAL	3 699	8 697	4 805	USA	21 914	48 054	26 726
SPAIN	6 864	12 911	7 288	CANADA	2 750	8 304	4 626
NORWAY	473	1 271	714	MEXICO	29	129	70
SWEDEN	4 805	12 446	6 929	COSTA RICA	41	66	39
FINLAND	897	2 697	1 493	PANAMA	31	174	100
SWITZERLAND	44 697	168 991	94 694	HAITI	66	73	39
AUSTRIA	44 225	145 089	81 050	TRINIDAD TOB	70	101	57
YUGOSLAVIA	20 284	23 313	13 027	VENEZUELA	106	490	284
TURKEY	36 090	34 143	19 136	CHILE	291	841	476
SOVIET UNION	14 196	7 731	4 379	URUGUAY	93	253	146
POLAND	3 491	3 776	2 109	ARGENTINA	8	62	34
				CYPRUS	4 264	10 193	5 660

F IMPORTS AND EXPORTS (SPECIAL TRADE) BY GROUPS OF THE SITC-REV. II AND BY COUNTRIES OF PRODUCTION AND CONSUMPTION 1987

GROUP COUNTRY	DT * 100 KG	1 000 DM	1 000 \$	GROUP COUNTRY	DT * 100 KG	1 000 DM	1 000 \$
LEBANON	1 058	2 467	1 381	BULGARIA	10 569	14 946	8 296
SYRIA	479	945	532	MOROCCO	13 534	42 262	23 696
IRAQ	25	254	143	TUNISIA	26 074	60 186	33 626
IRAN	83	185	100	LIBYA	751	749	409
ISRAEL	3 552	7 111	4 010	EGYPT	2 393	3 500	1 919
JORDAN	300	676	372	MAURITANIA	312	191	112
SAUDI ARABIA	1 116	3 797	2 112	BURKINA FASO	105	114	65
KUWAIT	237	1 017	564	NIGER	197	143	77
BAHRAIN	36	206	113	SENEGAL	114	165	90
QATAR	39	193	104	IVORY COAST	710	1 023	576
ARAB EMIRAT	213	1 031	574	TOGO	358	497	289
OMAN	70	292	161	BENIN	543	782	436
PAKISTAN	436	395	222	NIGERIA	644	299	168
INDIA	79	164	94	CAMEROON	225	289	158
BANGLADESH	36	124	73	GABON	73	107	59
SRI LANKA	1 199	2 716	1 510	ZAIRE	50	115	65
THAILAND	676	346	753	ANGOLA	76	266	154
INDONESIA	104	338	183	KENYA	417	771	416
MALAYSIA	135	481	271	TANZANIA	161	442	242
SINGAPORE	910	3 352	1 886	REUNION	135	441	243
PHILIPPINES	375	899	503	MAURITIUS	552	1 663	929
CHINA	658	1 997	1 096	ZAMBIA	95	381	216
SOUTH KOREA	2 110	8 290	4 612	ZIMBABWE	480	898	506
JAPAN	3 380	21 154	11 832	MALAWI	33	68	38
TAIWAN	2 398	10 882	6 056	REP S AFRICA	3 831	12 384	6 907
HONG KONG	5 657	21 655	12 119	BOTSWANA	24	178	99
AUSTRALIA	3 105	11 758	6 590	USA	40 324	125 395	69 710
NEW ZEALAND	403	2 271	1 257	CANADA	5 604	23 016	12 833
FIJI	31	83	49	MEXICO	278	1 048	576
				EL SALVADOR	18	59	32
				HAITI	81	135	76
				GUADELOUPE	66	278	152
				MARTINIQUE	22	92	53
				JAMAICA	48	75	43
				TRINIDAD TOB	12	68	41
				COLOMBIA	134	680	379
				VENEZUELA	122	587	329
				PERU	52	305	172
				BRAZIL	5 498	5 404	3 040
				CHILE	246	904	499
				PARAGUAY	18	80	46
				URUGUAY	601	696	385
				ARGENTINA	115	431	233
				CYPRUS	1 601	4 386	2 444
				LEBANON	729	1 823	1 021
				SYRIA	180	581	329
				IRAQ	80	226	123
				IRAN	3 642	3 573	1 982
				ISRAEL	9 268	19 243	10 754
				JORDAN	311	560	310
				SAUDI ARABIA	2 023	7 414	4 133
				KUWAIT	1 331	5 292	3 077
				BAHRAIN	88	434	243
				QATAR	123	587	328
				ARAB EMIRAT	513	2 259	1 259
				OMAN	24	121	69
				AFGHANISTAN	101	271	156
				PAKISTAN	191	135	72
				INDIA	314	566	314
				SRI LANKA	3 087	7 652	4 281
				BURMA	504	824	454
				THAILAND	1 061	2 650	1 499
				INDONESIA	110	347	192
				MALAYSIA	374	1 137	632
				SINGAPORE	2 022	7 114	3 578
				PHILIPPINES	464	1 503	859
				CHINA	3 302	7 976	4 657
				SOUTH KOREA	6 431	25 409	14 046
				JAPAN	2 249	12 994	7 307
				TAIWAN	1 132	4 242	2 382
				HONG KONG	4 854	19 486	10 912
				AUSTRALIA	2 943	12 341	6 872
				NEW ZEALAND	2 854	5 528	5 321
653 WOVN MAN-MADE FIB FABRIC				654 OTH WOVN TEXTILE FABRIC			
IMPORTS	875 191	1 848 498	1 033 003	IMPORTS	502 694	1 435 536	800 466
FRANCE	105 207	287 120	160 541	FRANCE	116 259	157 502	87 845
BELGIUM LUX	119 319	243 118	135 791	BELGIUM LUX	34 245	49 364	27 531
NETHERLANDS	70 525	115 238	64 347	NETHERLANDS	37 092	69 274	38 590
ITALY	135 371	437 367	245 146	ITALY	163 336	757 840	423 198
UNTD KINGDOM	54 599	46 990	26 098	UNTD KINGDOM	23 741	80 138	44 621
IRELAND	1 870	1 786	1 004	IRELAND	661	3 841	2 166
DENMARK	4 289	11 257	6 275	DENMARK	3 215	7 472	4 154
GREECE	7 114	6 550	3 679	GREECE	186	1 033	574
PORTUGAL	15 067	47 537	26 444	PORTUGAL	1 032	4 082	2 256
SPAIN	5 095	18 858	10 620	SPAIN	2 124	11 942	6 705
NORWAY	131	278	153	NORWAY	38	96	57
SWEDEN	9 136	17 897	10 010	SWEDEN	4 824	6 437	3 572
FINLAND	253	958	529	FINLAND	154	122	66
SWITZERLAND	22 822	97 928	54 752	SWITZERLAND	21 286	78 703	43 753
AUSTRIA	37 711	100 196	55 927	AUSTRIA	16 918	54 896	30 552
YUGOSLAVIA	2 725	4 887	2 748	YUGOSLAVIA	10 056	7 278	4 078
TURKEY	10 504	13 078	7 350	TURKEY	954	2 734	1 522
SOVIET UNION	5 494	3 741	2 106	SOVIET UNION	149	165	92
POLAND	1 559	1 740	967	POLAND	1 523	2 493	1 389
CZECHOSLOVA	20 790	30 803	17 207	CZECHOSLOVA	11 410	9 133	5 072
HUNGARY	11 085	8 024	4 483	HUNGARY	1 526	945	538
ROMANIA	6 345	4 658	2 586	ROMANIA	50	93	53
BULGARIA	998	1 385	783	BULGARIA	138	598	336
MOROCCO	306	1 287	714	MOROCCO	16	100	57
REP S AFRICA	32	131	75	REP S AFRICA	465	408	224
USA	4 597	19 134	10 663	USA	4 784	8 869	4 924
CANADA	122	223	122				
MEXICO	86	245	139				
PERU	1 094	1 375	777				
BRAZIL	9 470	3 651	2 016				
ARGENTINA	72	82	45				
ISRAEL	1 418	1 224	703				
PAKISTAN	5 719	4 406	2 451				
INDIA	264	273	152				
THAILAND	22 851	20 488	11 256				
INDONESIA	7 903	7 207	4 031				
MALAYSIA	12 683	11 853	6 538				
CHINA	42 255	31 829	17 676				
SOUTH KOREA	22 032	37 884	21 052				
JAPAN	35 584	146 126	81 787				
TAIWAN	60 247	50 761	32 737				
HONG KONG	399	791	448				
EXPORTS	1 356 968	3 290 395	1 839 833	EXPORTS	116 259	157 502	87 845
FRANCE	143 807	295 333	164 723	FRANCE	34 245	49 364	27 531
BELGIUM LUX	101 217	157 392	87 980	BELGIUM LUX	37 092	69 274	38 590
NETHERLANDS	204 883	380 174	212 225	NETHERLANDS	37 092	69 274	38 590
ITALY	104 533	211 556	118 345	ITALY	163 336	757 840	423 198
UNTD KINGDOM	166 693	398 870	222 435	UNTD KINGDOM	23 741	80 138	44 621
IRELAND	5 280	14 694	8 253	IRELAND	661	3 841	2 166
DENMARK	23 976	60 024	33 570	DENMARK	3 215	7 472	4 154
GREECE	55 052	168 408	94 338	GREECE	186	1 033	574
PORTUGAL	22 236	86 512	48 703	PORTUGAL	1 032	4 082	2 256
SPAIN	18 884	43 316	24 258	SPAIN	2 124	11 942	6 705
CANARY IS	39	150	84	NORWAY	38	96	57
ICELAND	428	1 643	919	SWEDEN	4 824	6 437	3 572
NORWAY	9 676	26 824	14 913	FINLAND	154	122	66
SWEDEN	24 594	68 688	38 495	SWITZERLAND	21 286	78 703	43 753
FINLAND	21 673	47 486	26 543	AUSTRIA	16 918	54 896	30 552
SWITZERLAND	42 644	126 821	70 811	YUGOSLAVIA	10 056	7 278	4 078
AUSTRIA	69 471	172 790	96 527	TURKEY	954	2 734	1 522
MALTA	8 891	27 731	15 476	SOVIET UNION	149	165	92
YUGOSLAVIA	81 118	272 614	153 230	POLAND	1 523	2 493	1 389
TURKEY	9 454	25 476	14 863	CZECHOSLOVA	11 410	9 133	5 072
SOVIET UNION	14 852	33 836	18 867	HUNGARY	1 526	945	538
POLAND	19 888	70 140	39 441	ROMANIA	50	93	53
CZECHOSLOVA	4 263	15 138	8 515	BULGARIA	138	598	336
HUNGARY	19 394	69 201	38 841	MOROCCO	16	100	57
ROMANIA	16 030	50 907	28 599	REP S AFRICA	465	408	224
				USA	4 784	8 869	4 924

6 IMPORTS AND EXPORTS (SPECIAL TRADE) BY GROUPS OF THE SITC-REV. II AND BY COUNTRIES OF PRODUCTION AND CONSUMPTION 1987

GROUP COUNTRY	DT * 100 KG	1 000 DM	1 000 \$	GROUP COUNTRY	DT * 100 KG	1 000 DM	1 000 \$
CANADA	3 232	2 683	1 492	CANADA	229	224	124
PERU	68	446	243	URUGUAY	26	103	57
BRAZIL	292	564	310	ISPAEL	67	133	74
URUGUAY	3 017	10 618	5 826	CHINA	230	1 111	616
INDIA	16 301	33 077	18 448	SOUTH KOREA	269	671	377
BANGLADESH	5 100	712	392	JAPAN	1 186	7 245	4 026
SRI LANKA	202	55	30	TAIWAN	950	1 200	656
THAILAND	912	1 014	570	HONG KONG	266	470	262
CHINA	5 881	49 091	27 171				
SOUTH KOREA	2 672	12 679	6 981	EXPORTS	456 719	1 111 807	619 328
JAPAN	1 966	3 099	1 761	FRANCE	66 442	155 875	86 758
TAIWAN	6 586	4 031	2 237	BELGIUM LUX	38 015	64 241	35 752
HONG KONG	179	1 725	978	NETHERLANDS	60 555	128 397	71 595
EXPORTS	326 404	951 103	529 326	ITALY	22 596	49 499	27 608
FRANCE	14 183	35 035	19 496	UNTD KINGDOM	22 659	48 314	26 929
BELGIUM LUX	8 837	32 399	18 017	IRELAND	6 558	19 241	10 717
NETHERLANDS	53 890	97 281	54 246	DENMARK	7 409	18 131	10 169
ITALY	18 218	65 884	36 656	GREECE	21 173	54 345	30 298
UNTD KINGDOM	12 557	39 037	21 808	PORTUGAL	6 257	20 264	11 322
IRELAND	3 370	5 901	3 283	SPAIN	6 779	16 584	9 283
DENMARK	3 363	7 984	4 423	CEUTA MEL	222	248	138
GREECE	14 723	59 440	32 917	ICELAND	73	375	209
PORTUGAL	8 347	28 880	16 088	NORWAY	2 147	6 254	3 487
SPAIN	4 718	10 803	6 028	SWEDEN	3 447	11 045	6 156
ICELAND	82	306	167	FINLAND	3 901	7 573	4 240
NORWAY	4 392	8 439	4 708	SWITZERLAND	26 565	69 195	38 496
SWEDEN	14 576	20 895	11 638	AUSTRIA	44 196	123 553	68 870
FINLAND	1 752	7 506	4 199	MALTA	4 000	9 158	5 077
SWITZERLAND	21 577	55 107	30 673	YUGOSLAVIA	34 421	89 560	50 012
AUSTRIA	34 452	74 447	41 406	TURKEY	2 757	2 689	1 481
MALTA	2 700	11 423	6 339	SOVIET UNION	4 040	12 380	6 832
YUGOSLAVIA	36 003	157 844	87 804	POLAND	5 084	15 223	8 469
TURKEY	3 054	11 556	6 413	CZECHOSLOVA	1 988	6 038	3 352
SOVIET UNION	236	107	58	HUNGARY	11 195	31 450	17 469
POLAND	8 958	35 524	19 756	ROMANIA	4 156	11 175	6 201
CZECHOSLOVA	1 567	6 514	3 639	BULGARIA	1 198	3 092	1 715
HUNGARY	6 243	28 897	16 169	MOROCCO	15 323	40 725	22 626
ROMANIA	8 406	23 809	13 173	ALGERIA	39	206	124
BULGARIA	87	361	198	TUNISIA	13 390	29 627	16 515
MOROCCO	1 089	3 428	1 893	EGYPT	123	226	126
TUNISIA	2 076	7 456	4 125	SENEGAL	110	65	36
LIBYA	144	144	81	IVORY COAST	183	118	67
EGYPT	49	163	91	GHANA	30	341	184
MAURITIUS	961	8 006	4 452	CAMEROON	53	71	38
ZAMBIA	22	86	45	ETHIOPIA	25	57	31
ZIMBABWE	42	105	56	REUNION	40	63	37
REP S AFRICA	646	1 473	822	MAURITIUS	457	1 628	928
USA	9 442	35 834	19 951	COMOROS	48	74	41
CANADA	3 534	7 895	4 394	ZIMBABWE	68	220	125
MEXICO	5	83	44	REP S AFRICA	447	1 771	992
BRAZIL	2 613	1 985	1 108	USA	5 933	19 979	11 072
CHILE	101	312	177	CANADA	1 588	6 504	3 598
ARGENTINA	57	168	94	COLOMBIA	75	361	204
CYPRUS	149	647	362	VENEZUELA	28	120	68
LEBANON	54	180	102	BRAZIL	20	58	34
IRAN	70	194	111	CHILE	18	81	45
ISRAEL	1 516	3 858	2 148	ARGENTINA	40	130	71
JORDAN	28	178	93	CYPRUS	404	953	543
SAUDI ARABIA	489	1 075	615	LEBANON	644	409	235
KUWAIT	28	147	83	SYRIA	183	110	64
BAHRAIN	2	56	30	IRAN	17	81	46
ARAB EMIRAT	56	176	96	ISRAEL	2 870	8 210	4 598
INDIA	87	264	147	JORDAN	92	155	85
SRI LANKA	470	1 143	626	SAUDI ARABIA	340	856	481
THAILAND	210	383	211	KUWAIT	210	822	465
INDONESIA	36	158	87	QATAR	13	79	42
MALAYSIA	103	337	191	ARAB EMIRAT	184	477	271
SINGAPORE	25	244	134	AFGHANISTAN	116	111	61
CHINA	303	1 041	565	PAKISTAN	30	107	57
NORTH KOREA	8	277	155	INDIA	35	91	49
SOUTH KOREA	1 998	8 154	4 526	SRI LANKA	214	531	289
JAPAN	2 116	22 624	12 638	THAILAND	92	424	238
TAIWAN	9 886	8 128	4 534	INDONESIA	66	295	165
HONG KONG	702	5 186	2 922	MALAYSIA	162	689	389
AUSTRALIA	467	2 579	1 455	SINGAPORE	195	592	326
NEW ZEALAND	275	968	539	PHILIPPINES	429	1 917	1 075
				CHINA	364	1 054	598
655 KNIT ETC FABRICS				SOUTH KOREA	1 012	3 676	2 024
IMPORTS	277 747	635 431	355 197	JAPAN	865	4 589	2 548
FRANCE	22 603	58 977	32 906	TAIWAN	146	877	487
BELGIUM LUX	14 739	26 837	14 992	HONG KONG	1 206	5 375	3 010
NETHERLANDS	26 649	57 061	31 763	AUSTRALIA	349	1 674	937
ITALY	113 593	282 547	158 389	NEW ZEALAND	219	628	355
UNTD KINGDOM	16 705	30 610	17 014	656 LACE, RIBBONS, TULLE, ETC			
IRELAND	292	569	315	IMPORTS	90 624	358 071	199 784
DENMARK	871	2 363	1 342	FRANCE	10 961	53 788	30 049
GREECE	2 839	5 102	2 848	BELGIUM LUX	6 989	11 133	6 217
PORTUGAL	389	894	499	NETHERLANDS	9 121	13 451	7 499
SPAIN	5 700	6 595	3 657	ITALY	12 683	24 566	13 701
SWEDEN	1 035	1 856	1 039	UNTD KINGDOM	1 673	9 221	5 162
FINLAND	219	524	290	IRELAND	998	3 301	1 836
SWITZERLAND	15 868	52 865	29 552	DENMARK	84	372	213
AUSTRIA	33 183	80 475	44 915	GREECE	514	388	221
MALTA	821	911	505	PORTUGAL	15 557	12 960	7 234
YUGOSLAVIA	1 109	1 704	948	SPAIN	1 076	2 511	1 411
TURKEY	2 503	3 040	1 708	SWEDEN	379	868	488
POLAND	1 983	1 506	835	FINLAND	395	497	284
CZECHOSLOVA	7 380	3 986	2 232	SWITZERLAND	7 990	72 195	40 274
HUNGARY	2 236	821	458	AUSTRIA	11 973	117 493	65 466
USA	1 676	4 761	2 652	TURKEY	4	74	41

6 IMPORTS AND EXPORTS (SPECIAL TRADE) BY GROUPS OF THE SITC-REV. II AND BY COUNTRIES OF PRODUCTION AND CONSUMPTION 1987

GROUP COUNTRY	DT = 100 KG	1 000 DM	1 000 \$	GROUP COUNTRY	DT = 100 KG	1 000 DM	1 000 \$
POLAND	419	706	389	SWITZERLAND	30 348	93 253	51 979
CZECHOSLOVA	439	926	516	AUSTRIA	45 496	52 698	29 275
MOROCCO	62	117	64	MALTA	59	318	176
USA	1 673	8 550	4 782	YUGOSLAVIA	36 735	14 187	7 907
CANADA	34	349	196	TURKEY	262	206	119
BRAZIL	118	740	411	POLAND	1 172	806	449
PAKISTAN	595	1 175	665	CZECHOSLOVA	28 221	6 987	3 874
INDIA	269	1 647	928	HUNGARY	11 757	3 445	1 944
VIETNAM	10	127	69	ROMANIA	24	135	74
INDONESIA	55	148	80	TUNISIA	16	74	41
MALAYSIA	25	162	89	KENYA	104	131	71
PHILIPPINES	10	313	174	TANZANIA	29 752	3 713	2 037
CHINA	302	2 258	1 276	USA	41 236	89 212	49 670
SOUTH KOREA	273	1 252	699	CANADA	178	1 755	972
JAPAN	4 855	10 591	5 882	MEXICO	175	89	50
TAIWAN	695	3 905	2 184	CUBA	5 669	573	311
HONG KONG	335	2 042	1 147	HAITI	1 012	228	126
EXPORTS	83 811	335 677	187 463	BRAZIL	33 675	3 525	1 941
FRANCE	11 002	37 680	21 001	ARGENTINA	10	68	37
BELGIUM LUX	8 808	18 109	10 084	ISRAEL	166	185	101
NETHERLANDS	8 517	29 527	16 460	PAKISTAN	239	102	55
ITALY	9 669	40 157	22 527	INDIA	752	219	119
UNTD KINGDOM	3 955	18 103	10 119	SRI LANKA	45	56	32
IRELAND	76	707	389	THAILAND	1 839	1 048	586
DENMARK	2 404	9 424	5 271	MALAYSIA	107	956	533
GREECE	1 460	9 007	5 045	PHILIPPINES	1 580	274	158
PORTUGAL	830	6 272	3 512	CHINA	913	1 338	748
SPAIN	1 731	5 336	2 963	SOUTH KOREA	3 605	2 711	1 500
CANARY IS	12	76	42	JAPAN	25 260	97 649	54 660
ICELAND	80	575	311	TAIWAN	8 025	7 388	4 136
NORWAY	616	3 030	1 685	HONG KONG	159	447	257
SWEDEN	2 285	8 283	4 607	EXPORTS	1 794 465	2 526 294	1 409 689
FINLAND	1 448	4 146	2 303	FRANCE	326 328	345 027	192 297
SWITZERLAND	4 985	19 773	11 023	BELGIUM LUX	169 514	181 869	101 299
AUSTRIA	8 749	39 666	22 140	NETHERLANDS	211 662	218 986	122 042
MALTA	231	1 343	758	ITALY	212 949	267 966	149 340
YUGOSLAVIA	2 157	13 799	7 768	UNTD KINGDOM	133 590	163 013	90 932
TURKEY	535	2 809	1 582	IRELAND	3 934	7 010	3 926
SOVIET UNION	99	314	177	DENMARK	64 125	77 738	43 333
POLAND	577	3 369	1 874	GREECE	25 454	46 580	26 067
CZECHOSLOVA	447	1 500	833	PORTUGAL	16 586	38 007	21 307
HUNGARY	2 192	8 007	4 475	SPAIN	48 313	55 918	31 212
ROMANIA	349	2 816	1 582	CANARY IS	136	318	177
BULGARIA	444	4 755	993	ICELAND	1 492	2 930	1 636
MOROCCO	603	1 919	1 066	FAEROE IS	172	377	209
ALGERIA	13	393	217	NORWAY	26 344	43 927	24 530
TUNISIA	841	5 291	2 965	SWEDEN	39 389	81 443	45 460
EGYPT	77	204	114	FINLAND	23 518	64 910	36 266
NIGERIA	59	166	94	SWITZERLAND	79 808	135 782	75 529
MAURITIUS	93	409	234	AUSTRIA	92 468	159 187	88 662
ZAMBIA	9	75	42	MALTA	2 563	7 470	4 172
REP S AFRICA	190	1 427	793	YUGOSLAVIA	32 998	114 616	64 281
USA	3 296	12 740	7 100	TURKEY	4 780	12 405	6 985
CANADA	770	5 011	2 788	SOVIET UNION	11 190	21 435	12 073
MEXICO	26	113	66	POLAND	12 383	22 914	12 828
VENEZUELA	10	260	146	CZECHOSLOVA	8 003	11 815	6 637
BRAZIL	38	1 641	912	HUNGARY	14 814	34 942	19 537
CHILE	36	215	123	ROMANIA	8 186	19 155	10 719
URUGUAY	16	91	50	BULGARIA	20 539	17 219	9 784
ARGENTINA	20	178	101	ALBANIA	207	324	185
CYPRUS	28	178	94	MOROCCO	2 761	5 370	2 982
LEBANON	77	130	75	ALGERIA	1 843	5 329	2 972
IRAQ	31	101	58	TUNISIA	2 928	7 878	4 373
IRAN	82	203	112	LIBYA	150	252	139
ISRAEL	1 226	4 666	2 600	EGYPT	2 791	4 507	2 509
SAUDI ARABIA	19	193	105	SUDAN	14	63	35
KUWAIT	22	74	40	MAURITANIA	207	169	96
BAHRAIN	1	66	37	MALI	185	145	81
ARAB EMIRAT	45	153	83	SENEGAL	188	118	69
PAKISTAN	39	423	252	IVORY COAST	323	250	142
INDIA	81	488	271	GHANA	312	510	278
SRI LANKA	77	901	493	NIGERIA	1 128	2 202	1 247
THAILAND	95	279	159	CAMEROON	2 994	3 100	1 729
INDONESIA	252	632	353	CONGO	42	100	56
MALAYSIA	47	381	212	ZAIRE	103	184	103
SINGAPORE	70	291	165	RWANDA	157	169	95
PHILIPPINES	55	446	244	ETHIOPIA	57	74	43
CHINA	61	446	253	SOMALIA	350	227	126
SOUTH KOREA	196	1 545	848	KENYA	489	653	364
JAPAN	134	1 880	1 063	UGANDA	17	72	40
TAIWAN	61	246	135	TANZANIA	251	643	358
HONG KONG	723	3 549	1 980	MADAGASCAR	9	63	37
AUSTRALIA	389	1 572	876	REUNION	118	127	71
NEW ZEALAND	67	258	164	MAURITIUS	455	1 003	560
657 SPECIAL TEXTILE ETC PROD				ZAMBIA	157	414	235
IMPORTS	1 178 635	1 259 953	702 997	ZIMBABWE	365	1 174	661
FRANCE	146 939	141 219	78 896	REP S AFRICA	7 541	21 663	12 083
BELGIUM LUX	175 783	174 547	97 395	USA	38 252	81 700	45 433
NETHERLANDS	177 938	200 781	111 795	CANADA	13 719	15 261	8 508
ITALY	140 013	177 140	99 146	MEXICO	532	3 319	1 854
UNTD KINGDOM	57 656	73 154	40 882	GUATEMALA	644	747	418
IRELAND	4 597	8 344	4 653	HONDURAS	46	57	32
DENMARK	14 263	11 635	6 495	EL SALVADOR	49	97	56
GREECE	185	169	95	COSTA RICA	72	239	134
PORTUGAL	84 587	16 445	9 176	PANAMA	89	235	128
SPAIN	19 637	16 063	8 953	CUBA	185	415	236
NORWAY	2 537	5 983	3 324	HAITI	18	74	41
SWEDEN	27 856	38 725	21 569	DOMINIC REP	60	265	145
FINLAND	11 265	10 500	5 856	JAMAICA	42	88	47
				ST LUCIA	144	445	243
				BARBADOS	44	59	34
				TRINIDAD TOB	122	206	115

6 IMPORTS AND EXPORTS (SPECIAL TRADE) BY GROUPS OF THE SITC-REV. II AND BY COUNTRIES OF PRODUCTION AND CONSUMPTION 1987

GROUP COUNTRY	DT = 100 KG	1 000 DM	1 000 \$	GROUP COUNTRY	DT = 100 KG	1 000 DM	1 000 \$
COLOMBIA	343	1 400	787	JAPAN	309	1 741	969
VENEZUELA	1 807	4 343	2 440	TAIWAN	16 952	21 858	12 201
ECUADOR	625	1 078	602	HONG KONG	13 896	23 517	16 421
PERU	440	1 314	741	MACAO	18	112	60
BRAZIL	2 935	8 042	4 546	AUSTRALIA	10	70	39
CHILE	3 465	3 999	2 212	EXPORTS	397 763	770 626	430 367
BOLIVIA	33	102	55	FRANCE	45 962	97 705	54 688
URUGUAY	311	783	437	BELGIUM LUX	35 818	57 600	32 327
ARGENTINA	1 101	3 354	1 864	NETHERLANDS	113 127	157 996	88 123
CYPRUS	1 853	1 884	1 042	ITALY	19 556	44 221	24 731
LEBANON	2 476	1 820	1 011	UNITED KINGDOM	22 807	30 288	16 892
SYRIA	3 441	1 800	1 026	IRELAND	2 079	1 566	865
IRAQ	2 473	2 872	1 642	DENMARK	22 971	26 891	14 940
IRAN	1 487	4 178	2 319	GREECE	1 965	4 570	2 514
ISRAEL	10 084	15 228	8 507	PORTUGAL	739	2 051	1 142
JORDAN	806	646	357	SPAIN	1 422	5 481	3 042
SAUDI ARABIA	11 073	10 330	5 734	CANARY IS	265	1 170	650
KUWAIT	554	1 271	717	CEUTA MEL	62	92	50
BAHRAIN	369	556	308	ICELAND	322	1 076	610
QATAR	123	231	136	NORWAY	3 651	9 180	5 126
ARAB EMIRAT	875	1 186	658	SWEDEN	8 721	16 265	9 114
OMAN	25	88	48	FINLAND	1 940	4 928	2 758
NORTH YEMEN	203	364	200	SWITZERLAND	32 526	104 897	58 445
SOUTH YEMEN	238	279	153	AUSTRIA	38 002	98 795	55 259
AFGHANISTAN	272	159	85	ANDORRA	200	343	188
PAKISTAN	850	1 619	908	MALTA	52	205	106
INDIA	1 501	6 169	3 435	YUGOSLAVIA	2 337	5 244	4 622
BANGLADESH	31	140	78	TURKEY	259	867	482
SRI LANKA	1 208	2 181	1 204	SOVIET UNION	2 846	2 006	1 207
BURMA	26	295	163	POLAND	2 466	3 605	2 001
THAILAND	2 741	4 722	2 616	CZECHOSLOVAKIA	349	1 348	758
INDONESIA	646	2 624	1 474	HUNGARY	2 080	3 212	1 791
MALAYSIA	520	1 256	700	ROMANIA	328	1 035	579
BRUNEI	33	63	38	BULGARIA	39	235	126
SINGAPORE	2 030	4 257	2 391	MOROCCO	176	429	239
PHILIPPINES	929	2 227	1 238	ALGERIA	40	81	45
CHINA	1 148	7 958	4 569	TUNISIA	468	1 717	956
NORTH KOREA	69	99	54	LIBYA	104	298	172
SOUTH KOREA	7 363	17 135	9 601	EGYPT	61	114	62
JAPAN	26 551	31 410	17 559	SUDAN	184	174	95
TAIWAN	3 964	6 655	3 732	NIGER	106	211	116
HONG KONG	14 180	33 335	18 672	CAPE VERDE	160	111	65
AUSTRALIA	9 409	19 217	10 703	SIERRA LEONE	3	63	34
NEW ZEALAND	1 839	3 642	2 046	NIGERIA	877	311	177
FP POLYNESIA	64	180	101	CAMEROON	41	1 196	642
658 TEXTILE ARTICLES NES				ZAIRE	64	288	160
IMPORTS	872 395	1 111 077	620 016	ANGOLA	153	398	240
FRANCE	16 879	49 969	27 900	ETHIOPIA	55	80	43
BELGIUM LUX	24 821	45 431	25 453	UGANDA	40	114	60
NETHERLANDS	31 133	45 614	25 405	TANZANIA	115	149	84
ITALY	26 892	44 676	24 979	REP S AFRICA	259	602	340
UNITED KINGDOM	13 012	23 201	12 966	USA	16 296	35 660	19 892
IRELAND	1 585	2 300	1 279	CANADA	2 155	5 476	3 046
DENMARK	5 162	14 049	7 846	BAHAMAS	8	81	44
GREECE	53 264	68 509	38 469	DOMINIC REP	144	94	50
PORTUGAL	53 111	92 645	51 896	COLOMBIA	100	216	121
SPAIN	2 374	6 315	3 554	VENEZUELA	14	242	134
ICELAND	44	161	91	BRAZIL	11	80	45
NORWAY	393	1 795	1 011	CHILE	48	314	175
SWEDEN	8 932	19 090	10 638	CYPRUS	144	587	327
FINLAND	1 940	4 642	2 581	LEBANON	48	119	67
SWITZERLAND	6 686	30 614	17 047	SYRIA	736	310	171
AUSTRIA	26 469	59 050	32 900	IRAQ	1 042	1 377	764
YUGOSLAVIA	34 820	45 258	25 315	IRAN	1 220	99	55
TURKEY	84 847	90 830	50 508	ISRAEL	1 127	3 451	1 973
SOVIET UNION	3 422	2 486	1 461	JORDAN	786	307	172
POLAND	11 030	10 905	6 123	SAUDI ARABIA	1 346	2 222	1 224
CZECHOSLOVAKIA	37 206	38 520	21 425	KUWAIT	802	1 343	755
HUNGARY	13 339	15 284	8 499	BAHRAIN	161	428	244
ROMANIA	5 236	6 149	3 396	QATAR	54	386	210
BULGARIA	4 388	3 227	1 803	ARAB EMIRAT	154	1 116	621
MOROCCO	440	501	281	OMAN	390	178	98
TUNISIA	38	442	245	NORTH YEMEN	27	157	85
EGYPT	610	525	291	PAKISTAN	94	296	162
ZIMBABWE	455	557	311	INDIA	224	145	78
REP S AFRICA	1 067	1 356	738	MALDIVES	6	66	38
LESOTHO	3	55	31	SRI LANKA	27	81	45
USA	3 563	10 237	5 710	THAILAND	243	1 117	639
CANADA	90	308	172	VIETNAM	31	79	43
MEXICO	78	247	139	INDONESIA	24	358	197
EL SALVADOR	53	80	42	MALAYSIA	32	132	69
CUBA	439	350	191	SINGAPORE	617	2 446	1 360
COLOMBIA	661	699	390	PHILIPPINES	38	368	206
PERU	92	420	235	CHINA	6	143	83
BRAZIL	28 103	49 578	27 643	SOUTH KOREA	162	538	302
PARAGUAY	47	57	32	JAPAN	1 489	11 613	6 459
SYRIA	64	79	47	TAIWAN	97	603	329
IRAN	76	201	107	HONG KONG	611	2 749	1 523
ISRAEL	14 077	23 750	13 253	AUSTRALIA	340	1 619	909
AFGHANISTAN	144	551	306	NEW ZEALAND	306	710	395
PAKISTAN	49 648	48 549	27 126	659 FLOOR COVERINGS ETC			
INDIA	28 495	30 460	16 917	IMPORTS	2 352 512	2 439 740	1 362 036
BANGLADESH	89 426	12 313	6 836	FRANCE	38 617	19 684	10 956
SRI LANKA	1 330	4 506	2 512	BELGIUM LUX	1 106 299	654 630	364 788
THAILAND	5 851	6 351	3 557	NETHERLANDS	507 256	262 960	146 326
VIETNAM	8	59	35	ITALY	27 570	22 736	12 712
INDONESIA	1 413	1 960	1 105	UNITED KINGDOM	23 362	31 138	17 377
MALAYSIA	457	2 848	1 589	IRELAND	2 511	2 630	1 472
PHILIPPINES	1 674	6 867	3 847	DENMARK	77 600	60 058	33 465
CHINA	129 688	108 565	60 392				
SOUTH KOREA	15 722	24 198	13 481				

6 IMPORTS AND EXPORTS (SPECIAL TRADE) BY GROUPS OF THE SITC-REV. II AND BY COUNTRIES OF PRODUCTION AND CONSUMPTION 1987

GROUP COUNTRY	DT = 100 KG	1 000 DM	1 000 \$	GROUP COUNTRY	DT = 100 KG	1 000 DM	1 000 \$
GREECE	21 540	21 948	12 329	SOUTH KOREA	1 218	534	287
PORTUGAL	14 654	11 818	6 617	JAPAN	5 709	6 247	3 489
SPAIN	4 100	3 922	2 187	TAIWAN	1 545	1 571	911
NORWAY	109	144	82	HONG KONG	910	895	498
SWEDEN	3 748	2 877	1 612	AUSTRALIA	463	789	439
FINLAND	878	2 884	1 611	NEW ZEALAND	84	165	93
SWITZERLAND	33 190	44 120	24 585				
AUSTRIA	72 345	57 196	31 844	661 CEMENT ETC BUILDING PROD			
YUGOSLAVIA	5 509	1 603	906				
TURKEY	9 157	64 677	36 358	IMPORTS	28 365 716	934 290	521 203
SOVIET UNION	2 606	26 123	14 748				
POLAND	2 969	1 099	621	FRANCE	5 239 593	123 413	68 707
CZECHOSLOVA	5 473	4 279	2 393	BELGIUM LUX	7 079 478	85 658	47 656
HUNGARY	28 381	14 216	7 923	NETHERLANDS	2 214 975	58 307	32 530
ROMANIA	332	1 580	875	ITALY	4 829 714	416 591	232 911
BULGARIA	1 547	3 973	2 220	UNITD KINGDOM	44 120	7 462	4 168
ALBANIA	1 170	6 180	3 429	IRELAND	361	117	67
MOROCCO	72 496	103 226	57 622	DENMARK	308 969	13 040	7 254
TUNISIA	2 260	19 612	11 036	GREECE	79 330	9 835	5 497
EGYPT	2 225	3 313	1 855	PORTUGAL	2 475 873	56 923	31 658
SENEGAL	2	75	45	SPAIN	567 917	40 806	22 878
MADAGASCAR	76	67	38	NORWAY	5 139	621	345
REP S AFRICA	408	253	143	SWEDEN	17 128	2 472	1 368
USA	5 553	5 167	2 883	FINLAND	10 445	1 751	982
CANADA	393	311	173	SWITZERLAND	245 944	12 513	6 959
MEXICO	414	232	130	AUSTRIA	551 039	26 655	14 878
PERU	46	141	80	YUGOSLAVIA	201 561	3 507	1 959
BRAZIL	4 054	986	549	TURKEY	126 938	5 357	3 003
IRAN	38 811	402 700	225 307	POLAND	1 882 654	15 031	8 429
ISRAEL	8 037	15 041	8 407	CZECHOSLOVA	1 416 402	20 672	11 481
ARAB EMIRAT	2	88	48	HUNGARY	458 770	3 434	1 896
AFGHANISTAN	13 521	46 642	26 017	ROMANIA	327 878	6 816	3 786
PAKISTAN	14 838	89 554	50 218	BULGARIA	84 574	1 852	1 027
INDIA	117 190	248 148	138 548	EGYPT	19 116	285	155
BANGLADESH	532	302	172	KENYA	66	49	30
SRI LANKA	2 048	756	423	REP S AFRICA	14 671	1 647	933
NEPAL	18 258	69 797	39 102	USA	4 863	633	355
BURMA	47	175	98	CANADA	15 413	884	487
THAILAND	166	433	237	HONDURAS	549	87	51
VIETNAM	762	1 846	1 038	BRAZIL	9 355	903	499
PHILIPPINES	357	271	152	ARGENTINA	62	66	38
CHINA	53 523	101 679	56 704	PAKISTAN	437	184	87
SOUTH KOREA	1 171	2 044	1 135	INDIA	75 219	2 759	1 566
JAPAN	1 041	805	443	THAILAND	668	88	50
TAIWAN	1 853	566	314	CHINA	1 572	303	169
HONG KONG	1 441	2 827	1 574	SOUTH KOREA	697	176	99
				JAPAN	1 056	235	131
EXPORTS	825 666	934 877	521 136	TAIWAN	51 853	12 443	6 923
				HONG KONG	138	62	37
FRANCE	120 095	142 695	79 625	EXPORTS	24 922 145	512 211	285 741
BELGIUM LUX	87 360	110 104	61 448				
NETHERLANDS	195 888	177 324	98 989	FRANCE	1 566 594	38 254	21 359
ITALY	44 231	49 056	27 353	BELGIUM LUX	1 689 906	53 502	29 908
UNITD KINGDOM	54 904	50 901	28 423	NETHERLANDS	17 063 178	233 281	130 035
IRELAND	1 116	789	424	ITALY	84 421	6 797	3 781
DENMARK	43 118	33 889	18 838	UNITD KINGDOM	445 795	16 750	9 382
GREECE	2 375	2 330	1 298	IRELAND	74 979	5 790	3 212
PORTUGAL	1 027	1 839	1 020	DENMARK	387 716	12 485	6 975
SPAIN	5 169	8 797	4 920	GREECE	2 042	226	125
CANARY IS	2 240	2 176	1 207	SPAIN	19 331	1 738	965
ICELAND	1 688	1 482	833	CANARY IS	293	61	35
FAROE IS	977	877	478	ICELAND	3 365	194	108
NORWAY	16 295	17 582	9 808	NORWAY	601 364	10 695	5 946
SWEDEN	30 986	29 732	16 548	SWEDEN	33 045	3 658	2 027
FINLAND	6 554	6 991	3 871	FINLAND	41 572	2 003	1 122
SWITZERLAND	101 235	155 335	86 443	SWITZERLAND	1 004 035	50 620	28 211
AUSTRIA	73 408	88 778	49 415	AUSTRIA	243 584	27 836	15 497
ANDORRA	97	553	307	YUGOSLAVIA	1 409	102	56
MALTA	50	54	30	TURKEY	110	67	38
YUGOSLAVIA	930	992	566	SOVIET UNION	2 042	306	174
TURKEY	880	1 417	786	CZECHOSLOVA	10 974	1 957	1 104
SOVIET UNION	637	1 068	588	HUNGARY	2 959	172	88
POLAND	124	324	184	MOROCCO	5 304	93	51
CZECHOSLOVA	117	300	170	TUNISIA	16 850	346	189
HUNGARY	175	427	242	LIBYA	22 179	891	508
MOROCCO	105	709	410	EGYPT	203 078	4 201	2 339
LIBYA	166	146	80	SUDAN	51 903	619	348
EGYPT	78	177	99	GUINEA	10 326	136	76
IVORY COAST	116	85	49	SIERRA LEONE	7 381	94	53
NIGERIA	92	134	79	GHANA	49 443	913	509
KENYA	110	118	65	NIGERIA	747 114	9 723	5 560
REP S AFRICA	809	916	509	CONGO	13 679	268	147
USA	10 758	25 581	14 152	SOMALIA	5 124	98	54
CANADA	1 162	1 487	825	TANZANIA	1 528	107	57
COSTA RICA	52	66	36	REP S AFRICA	5 722	185	98
NETH ANTILL	51	69	38	USA	18 170	4 182	2 333
BRAZIL	150	982	538	CANADA	21 411	3 851	2 119
CHILE	205	304	169	JAMAICA	1 918	70	40
PARAGUAY	131	488	267	TRINIDAD TOB	19 473	510	290
ARGENTINA	98	66	38	NETH ANTILL	7 228	113	65
CYPRUS	282	281	155	CHILE	3 197	75	42
LEBANON	440	776	439	IRAQ	5 270	180	97
IRAQ	114	270	150	IRAN	585	107	61
IRAN	6	69	38	ISRAEL	7 908	888	500
ISRAEL	430	357	193	JORDAN	101	234	128
JORDAN	66	113	66	SAUDI ARABIA	50 410	6 985	3 884
SAUDI ARABIA	6 827	3 275	1 844	KUWAIT	24 066	580	318
KUWAIT	197	233	137	QATAR	20 505	693	397
QATAR	46	189	102	ARAB EMIRAT	89 782	1 433	801
ARAB EMIRAT	278	428	242	OMAN	153 475	3 295	1 830
SRI LANKA	150	104	59	NORTH YEMEN	32 056	793	445
INDONESIA	89	114	63	PAKISTAN	14 448	235	131
SINGAPORE	707	587	326	INDONESIA	624	108	58
CHINA	20	239	139				

6 IMPORTS AND EXPORTS (SPECIAL TRADE) BY GROUPS OF THE SITC-REV. II AND BY COUNTRIES OF PRODUCTION AND CONSUMPTION 1987

GROUP COUNTRY	DT * 100 KG	1 000 DM	1 000 \$	GROUP COUNTRY	DT * 100 KG	1 000 DM	1 000 \$
SINGAPORE	896	252	141	USA	294 646	49 767	27 640
CHINA	535	292	158	CANADA	93 793	14 660	8 131
SOUTH KOREA	5 586	682	376	MEXICO	22 232	8 546	4 689
JAPAN	5 836	958	537	EL SALVADOR	851	158	87
HONG KONG	1 079	560	310	NICARAGUA	1 547	211	114
AUSTRALIA	1 180	253	143	CUBA	5 511	988	551
AMER OCEANIA	193	52	31	HAITI	2 142	468	254
662 CLAY, REFRACTORY BLDG PRD				DOMINIC REP	1 907	255	152
IMPORTS	17 021 547	1 158 162	644 698	GUADELOUPE	4 048	610	344
FRANCE	2 519 322	130 534	72 483	MARTINIQUE	3 640	678	383
BELGIUM LUX	904 471	60 495	33 624	BARBADOS	204	57	34
NETHERLANDS	4 872 827	173 435	96 607	TRINIDAD TOB	14 248	1 536	863
ITALY	6 037 412	573 736	319 538	NETH ANTILL	670	103	58
UNITED KINGDOM	215 437	24 347	13 568	COLOMBIA	9 179	1 673	951
IRELAND	104 917	11 044	6 198	VENEZUELA	5 057	2 370	1 414
DENMARK	473 991	12 159	6 768	SURINAME	670	159	88
GREECE	4 212	480	282	FRENCH GUIAN	248	89	50
PORTUGAL	29 045	3 182	1 776	ECUADOR	7 361	1 148	652
SPAIN	341 447	32 289	17 964	PERU	14 226	2 847	1 599
NORWAY	133 606	7 375	4 116	BRAZIL	10 811	5 981	3 315
SWEDEN	73 970	3 805	2 110	CHILE	8 954	1 911	1 063
FINLAND	550	148	83	BOLIVIA	3 866	486	266
SWITZERLAND	211 334	19 789	10 950	ARGENTINA	51 131	12 691	7 073
AUSTRIA	443 880	43 198	23 985	CYPRUS	15 602	1 937	1 074
YUGOSLAVIA	256 753	19 560	10 978	LEBANON	5 864	678	371
TURKEY	12 392	942	536	SYRIA	27 138	3 031	1 702
POLAND	14 581	710	397	IRAQ	19 988	4 013	2 220
CZECHOSLOVAKIA	76 867	4 628	2 577	IRAN	118 420	13 627	7 521
HUNGARY	48 977	3 409	1 896	ISRAEL	14 777	2 475	1 362
ROMANIA	1 724	94	56	JORDAN	18 878	1 928	1 111
BULGARIA	1 710	93	54	SAUDI ARABIA	167 365	20 929	11 635
ALBANIA	2 250	101	59	KUWAIT	18 277	2 223	1 240
REP S AFRICA	2 908	440	245	BAHRAIN	6 030	877	487
USA	6 995	4 173	2 323	QATAR	16 511	2 251	1 269
CANADA	2 558	184	100	ARAB EMIRAT	70 532	7 248	4 042
CUBA	2 772	114	62	OMAN	6 388	963	529
BRAZIL	24 619	2 563	1 418	NORTH YEMEN	9 893	1 480	858
URUGUAY	6 558	583	321	SOUTH YEMEN	4 174	302	181
ISRAEL	12 321	2 074	1 171	AFGHANISTAN	3 280	377	205
THAILAND	105 652	10 533	5 822	PAKISTAN	48 738	6 247	3 491
SOUTH KOREA	30 298	2 897	1 594	INDIA	27 240	8 936	4 948
JAPAN	36 793	7 890	4 392	BANGLADESH	412	80	44
TAIWAN	7 993	1 122	625	SRI LANKA	3 620	494	270
EXPORTS	14 187 684	1 597 667	888 863	BURMA	1 301	269	147
FRANCE	2 522 412	322 289	178 838	THAILAND	11 078	1 813	996
BELGIUM LUX	1 903 849	145 559	80 861	INDONESIA	246 780	31 102	17 319
NETHERLANDS	1 053 670	97 001	54 036	MALAYSIA	27 612	3 814	2 164
ITALY	972 619	112 193	62 499	BRUNEI	6 258	508	281
UNITED KINGDOM	393 536	57 568	32 161	SINGAPORE	96 645	9 467	5 273
IRELAND	22 130	2 672	1 504	PHILIPPINES	4 076	697	384
DENMARK	304 895	30 984	17 253	CHINA	27 709	8 024	4 395
GREECE	40 528	7 239	4 003	SOUTH KOREA	421 129	69 077	38 239
PORTUGAL	25 003	4 495	2 511	JAPAN	41 112	8 184	4 566
SPAIN	164 778	24 600	13 716	TAIWAN	80 863	10 833	6 035
CANARY IS	4 780	419	236	HONG KONG	60 201	8 409	4 704
ICELAND	9 585	1 069	601	AUSTRALIA	58 648	8 465	4 729
NORWAY	159 743	22 823	12 770	NEW ZEALAND	17 236	2 801	1 552
SWEDEN	269 074	34 380	19 098	NEW CALEDON	479	62	37
FINLAND	171 887	20 888	11 623	663 OTH NONMETAL MINERAL MFS			
SWITZERLAND	1 522 137	91 635	50 993	IMPORTS	9 610 458	1 269 044	707 334
AUSTRIA	1 512 294	108 596	60 403	FRANCE	1 390 218	225 899	126 001
MALTA	1 679	199	113	BELGIUM LUX	1 305 498	135 898	75 666
YUGOSLAVIA	70 470	18 443	10 312	NETHERLANDS	2 766 771	159 871	89 298
TURKEY	120 721	23 836	13 336	ITALY	868 463	121 242	67 494
SOVIET UNION	21 625	7 460	4 114	UNITED KINGDOM	185 809	119 199	66 452
POLAND	16 474	3 665	2 048	IRELAND	834	6 670	3 727
CZECHOSLOVAKIA	58 279	16 724	9 333	DENMARK	1 170 032	48 997	27 185
HUNGARY	65 017	15 113	8 423	GREECE	1 572	3 558	1 986
ROMANIA	43 019	10 192	5 780	PORTUGAL	3 092	1 471	824
BULGARIA	117 507	17 655	9 812	SPAIN	49 612	18 083	10 123
ALBANIA	3 645	358	203	NORWAY	11 446	6 274	3 513
MOROCCO	9 604	1 329	751	SWEDEN	56 277	9 811	5 458
ALGERIA	57 523	6 488	3 617	FINLAND	70 924	12 918	7 213
TUNISIA	23 083	3 110	1 772	SWITZERLAND	69 776	41 351	22 985
LIBYA	24 567	3 502	1 962	AUSTRIA	1 112 075	150 943	83 988
EGYPT	98 393	13 937	7 748	MALTA	862	526	297
SUDAN	3 634	529	296	YUGOSLAVIA	135 182	18 850	8 844
MAURITANIA	638	91	49	TURKEY	1 376	183	100
BURKINA FASO	394	76	42	SOVIET UNION	63	76	43
CHAD	1 233	182	101	POLAND	56 249	3 272	1 830
LIBERIA	2 566	295	162	CZECHOSLOVAKIA	215 324	4 936	2 748
IVORY COAST	468	143	80	HUNGARY	52 601	1 824	1 025
GHANA	607	213	118	ROMANIA	119	106	59
TOGO	708	56	32	TUNISIA	60	101	57
NIGERIA	30 925	4 175	2 346	MADAGASCAR	7	137	79
CAMEROON	3 008	622	346	REP S AFRICA	501	474	256
GABON	3 085	510	280	USA	45 267	96 630	53 824
ZAIRE	1 716	280	160	CANADA	5 731	3 443	1 910
RWANDA	295	54	31	MEXICO	8	211	116
ANGOLA	4 228	742	411	PERU	1 305	1 049	587
ETHIOPIA	2 552	462	254	BRAZIL	5 292	5 091	2 846
KENYA	4 362	919	503	ARGENTINA	370	113	66
UGANDA	1 906	241	132	ISRAEL	2 199	11 390	6 320
TANZANIA	6 088	1 038	571	INDIA	314	1 589	881
MADAGASCAR	2 545	152	90	THAILAND	1 364	156	86
REUNION	2 727	431	241	CHINA	2 151	1 058	587
ZAMBIA	1 423	357	197	SOUTH KOREA	5 061	3 995	2 221
ZIMBABWE	7 527	648	357	JAPAN	11 649	51 828	28 864
REP S AFRICA	55 189	7 600	4 225	TAIWAN	4 025	2 787	1 537
				AUSTRALIA	518	290	162

6 IMPORTS AND EXPORTS (SPECIAL TRADE) BY GROUPS OF THE SITC-REV. II AND BY COUNTRIES OF PRODUCTION AND CONSUMPTION 1987

GROUP COUNTRY	DT * 100 KG	1 000 DM	1 000 \$	GROUP COUNTRY	DT * 100 KG	1 000 DM	1 000 \$
EXPORTS	16 910 204	2 342 341	1 305 629	INDONESIA	16 593	8 273	4 666
FRANCE	4 020 149	395 840	220 423	MALAYSIA	4 091	4 998	2 807
BELGIUM LUX	2 237 526	161 770	90 038	SINGAPORE	8 153	9 838	5 525
NETHERLANDS	4 163 077	233 668	130 311	PHILIPPINES	1 955	1 306	733
ITALY	648 914	222 988	124 325	CHINA	2 683	3 412	1 899
UNTD KINGDOM	388 115	184 940	103 058	NORTH KOREA	137	73	42
IRELAND	7 317	6 813	3 802	SOUTH KOREA	9 564	8 148	4 537
DENMARK	294 316	45 696	25 433	JAPAN	7 448	11 328	6 332
GREECE	26 876	13 058	7 297	TAIWAN	13 736	13 645	7 662
PORTUGAL	17 918	14 942	8 307	HONG KONG	3 785	4 721	2 648
SPAIN	116 533	58 349	32 620	AUSTRALIA	26 213	16 769	9 429
CANARY IS	379	373	203	NEW ZEALAND	14 797	3 272	1 816
CEUTA MEL	3	232	127	NEW CALEDON	115	140	73
ICELAND	2 260	1 283	717	FR POLYNESIA	121	161	88
FAROE IS	436	135	77	664 GLASS			
NORWAY	109 654	27 758	15 447	IMPORTS	7 137 258	1-233 925	688 206
SWEDEN	125 777	69 844	38 986	FRANCE	655 133	109 944	61 364
FINLAND	35 476	26 155	14 547	BELGIUM LUX	2 900 821	368 384	205 327
SWITZERLAND	2 710 579	175 711	97 963	NETHERLANDS	1 230 758	119 142	66 415
AUSTRIA	1 165 050	146 627	81 696	ITALY	564 039	208 128	116 292
MALTA	849	607	335	UNTD KINGDOM	186 150	56 138	31 334
YUGOSLAVIA	38 295	29 639	16 668	IRELAND	8 002	13 479	7 808
TURKEY	71 308	30 011	16 748	DENMARK	56 353	5 150	2 864
SOVIET UNION	22 015	14 385	8 016	PORTUGAL	706	309	175
POLAND	10 650	12 723	7 137	SPAIN	38 977	13 927	7 828
CZECHOSLOVA	17 309	19 472	10 922	NORWAY	3 375	1 136	636
HUNGARY	22 105	15 356	8 606	SWEDEN	93 311	20 885	11 714
ROMANIA	5 343	3 594	2 039	FINLAND	103 330	60 997	34 042
BULGARIA	17 255	12 469	6 974	SWITZERLAND	53 265	29 232	16 345
ALBANIA	849	649	362	AUSTRIA	160 491	27 665	15 417
MOROCCO	713	499	277	YUGOSLAVIA	55 712	14 759	8 219
ALGERIA	29 033	4 306	2 429	TURKEY	137 901	10 427	5 804
TUNISIA	1 122	780	445	SOVIET UNION	64 580	3 110	1 747
LIBYA	4 034	1 195	661	POLAND	197 048	10 698	5 970
EGYPT	15 973	6 042	3 363	CZECHOSLOVA	238 467	16 724	9 336
SUDAN	1 479	186	103	HUNGARY	106 329	8 162	4 578
SENEGAL	123	57	32	ROMANIA	146 826	10 899	6 077
GAMBIA	42	67	38	REP S AFRICA	400	324	177
SIERRA LEONE	46	75	41	USA	65 917	68 687	38 148
LIBERIA	264	259	139	CANADA	17 332	10 938	6 085
IVORY COAST	267	226	124	MEXICO	3 103	1 474	799
GHANA	986	932	512	PERU	43	57	33
NIGERIA	4 293	1 854	1 051	BRAZIL	106	122	66
CAMEROON	278	330	183	ISRAEL	214	625	349
GABON	176	201	113	KUWAIT	208	117	70
CONGO	61	90	53	THAILAND	995	200	112
ZAIRE	148	302	168	MALAYSIA	598	3 859	2 142
RWANDA	93	118	65	PHILIPPINES	134	60	33
ANGOLA	117	124	70	CHINA	699	106	56
ETHIOPIA	744	340	185	SOUTH KOREA	370	391	219
DJIBOUTI	52	60	33	JAPAN	31 769	28 350	15 777
SOMALIA	489	82	46	TAIWAN	5 111	2 874	1 599
KENYA	1 174	551	308	HONG KONG	4 330	3 114	1 733
TANZANIA	563	314	175	AUSTRALIA	4 092	3 199	1 767
MADAGASCAR	66	98	51	EXPORTS	6 995 389	1 942 321	1 083 477
MAURITIUS	229	162	92	FRANCE	991 776	271 373	151 540
ZIMBABWE	799	576	333	BELGIUM LUX	629 664	147 902	82 550
REP S AFRICA	33 752	19 522	10 876	NETHERLANDS	967 970	177 716	99 049
USA	159 104	133 688	74 333	ITALY	1 057 473	239 249	133 529
CANADA	20 649	16 544	9 248	UNTD KINGDOM	467 703	194 803	108 542
MEXICO	12 931	10 518	5 816	IRELAND	19 297	11 616	6 457
GUATEMALA	4 697	1 190	668	DENMARK	105 640	34 644	19 310
HONDURAS	180	219	125	GREECE	23 164	5 301	2 944
EL SALVADOR	2 020	795	448	PORTUGAL	17 015	7 584	4 205
NICARAGUA	135	94	51	SPAIN	96 040	45 893	25 692
COSTA RICA	1 127	592	324	CANARY IS	5 195	870	481
PANAMA	217	315	174	ICELAND	5 766	1 337	746
CUBA	513	755	417	NORWAY	105 018	26 284	14 622
HAITI	809	265	147	SWEDEN	167 523	73 130	40 892
DOMINIC REP	1 780	1 089	609	FINLAND	206 110	35 777	19 953
GUADELOUPE	74	146	83	SWITZERLAND	535 686	140 758	78 463
JAMAICA	790	219	124	AUSTRIA	621 837	156 400	87 191
TRINIDAD TOB	8 244	1 777	1 015	MALTA	863	153	88
COLOMBIA	1 877	1 620	910	YUGOSLAVIA	117 285	30 568	17 093
VENEZUELA	3 092	3 326	1 868	TURKEY	21 056	10 773	6 046
ECUADOR	2 892	1 237	690	SOVIET UNION	3 389	4 756	2 604
PERU	6 034	2 008	1 093	POLAND	9 655	5 093	2 824
BRAZIL	3 014	7 656	4 298	CZECHOSLOVA	4 228	2 837	1 581
CHILE	5 251	3 334	1 865	HUNGARY	49 882	10 460	5 803
PARAGUAY	124	169	95	ROMANIA	6 171	1 727	962
URUGUAY	430	424	237	BULGARIA	2 627	3 030	1 688
ARGENTINA	40 987	17 113	9 516	MOROCCO	1 085	274	152
CYPRUS	3 058	888	498	ALGERIA	336	279	159
LEBANON	993	575	318	TUNISIA	999	132	80
SYRIA	1 319	878	485	LIBYA	551	252	138
IRAQ	8 939	4 462	2 515	EGYPT	1 913	914	510
IRAN	42 020	28 502	15 778	SENEGAL	1 538	217	121
ISRAEL	6 347	10 806	6 047	GUINEA	430	130	73
JORDAN	5 273	2 677	1 502	LIBERIA	893	273	152
SAUDI ARABIA	27 938	10 338	5 749	IVORY COAST	4 540	556	307
KUWAIT	18 080	2 173	1 237	GHANA	92	167	97
BAHRAIN	4 128	502	273	TOGO	395	91	48
QATAR	1 574	633	352	NIGERIA	9 438	1 451	812
ARAB EMIRAT	6 013	4 070	2 265	CAMEROON	1 716	274	150
OMAN	593	199	109	GABON	1 940	229	126
NORTH YEMEN	858	462	260	KENYA	502	72	42
AFGHANISTAN	120	280	149	REUNION	3 602	506	283
PAKISTAN	4 671	3 030	1 682	ZIMBABWE	590	73	39
INDIA	5 005	9 104	5 062	REP S AFRICA	20 297	10 411	5 784
BANGLADESH	340	304	177				
SRI LANKA	2 750	680	383				
BURMA	277	90	54				
THAILAND	5 121	5 364	2 981				

6 IMPORTS AND EXPORTS (SPECIAL TRADE) BY GROUPS OF THE SITC-REV. II AND BY COUNTRIES OF PRODUCTION AND CONSUMPTION 1987

GROUP COUNTRY	DT = 100 KG	1 000 DM	1 000 \$	GROUP COUNTRY	DT = 100 KG	1 000 DM	1 000 \$
USA	244 074	141 478	78 938	BELGIUM LUX	752 734	88 170	49 191
CANADA	33 293	6 696	3 742	NETHERLANDS	2 101 207	205 728	114 384
MEXICO	1 120	1 029	581	ITALY	190 035	77 253	43 023
GUATEMALA	7 707	538	306	UNITD KINGDOM	153 649	61 917	34 537
HONDURAS	811	132	75	IRELAND	18 892	4 897	2 716
COSTA RICA	1 068	180	99	DENMARK	143 037	31 138	17 362
PANAMA	1 508	168	96	GREECE	101 329	20 746	11 515
CUBA	350	232	126	PORTUGAL	4 876	4 797	2 661
HAITI	566	105	57	SPAIN	45 665	29 155	16 295
DOMINIC REP	2 174	254	137	CANARY IS	1 536	995	548
BARBADOS	974	197	110	CEUTA MEL	809	194	108
TRINIDAD TOB	4 721	684	378	ICELAND	3 051	1 347	765
ARUBA	552	73	40	NORWAY	32 954	13 273	7 418
NETH ANTILL	1 208	186	106	SWEDEN	70 529	35 078	19 546
COLOMBIA	2 687	986	543	FINLAND	26 513	12 143	6 776
VENEZUELA	1 166	1 661	943	SWITZERLAND	332 473	90 551	50 435
SURINAME	448	118	68	AUSTRIA	252 310	76 260	42 563
ECUADOR	2 760	713	399	ANDORRA	461	346	192
PERU	1 109	555	311	MALTA	971	967	537
BRAZIL	6 360	7 992	4 475	YUGOSLAVIA	31 033	4 927	2 725
CHILE	497	1 111	611	TURKEY	5 292	2 950	1 651
URUGUAY	589	328	180	SOVIET UNION	149	503	289
ARGENTINA	2 629	1 791	1 002	POLAND	442	480	269
CYPRUS	11 179	1 326	731	CZECHOSLOVA	635	778	432
SYRIA	1 388	195	109	HUNGARY	9 933	2 778	1 529
IRAQ	805	418	230	ROMANIA	126	239	133
IRAN	6 845	2 270	1 248	BULGARIA	1 003	1 206	675
ISRAEL	37 521	8 577	4 789	MOROCCO	4 986	854	472
JORDAN	663	199	114	ALGERIA	60	334	184
SAUDI ARABIA	86 138	8 995	4 989	TUNISIA	346	388	207
KUWAIT	2 339	1 142	639	LIBYA	135	232	131
BAHRAIN	3 163	422	229	EGYPT	1 782	1 599	891
QATAR	1 213	269	151	SUDAN	676	699	390
ARAB EMIRAT	5 989	1 100	614	MAURITANIA	2	54	30
OMAN	792	243	138	MALI	3	182	103
NORTH YEMEN	875	153	87	GAMBIA	4 100	341	184
AFGHANISTAN	140	63	36	IVORY COAST	1 893	268	147
PAKISTAN	1 693	954	530	GHANA	905	235	143
INDIA	7 087	4 093	2 287	TOGO	9 559	712	390
BANGLADESH	583	134	73	NIGERIA	515	343	186
SRI LANKA	636	105	59	CAMEROON	3 493	444	251
THAILAND	15 252	2 718	1 499	ANGOLA	116	337	188
INDONESIA	5 328	905	506	ETHIOPIA	115	227	128
MALAYSIA	5 354	2 555	1 420	KENYA	2 316	534	299
SINGAPORE	6 147	3 023	1 679	UGANDA	27	84	46
PHILIPPINES	390	343	190	SEYCHELLES	677	190	115
CHINA	3 771	6 138	3 397	MADAGASCAR	58	118	64
NORTH KOREA	1 184	431	240	MAURITIUS	249	132	73
SOUTH KOREA	10 984	3 549	1 984	ZAMBIA	19	60	30
JAPAN	21 833	33 817	18 976	ZIMBABWE	32	84	45
TAIWAN	13 725	5 165	2 869	REP S AFRICA	6 795	6 667	3 730
HONG KONG	48 182	8 781	4 932	USA	147 875	160 564	89 048
AUSTRALIA	66 133	15 371	8 562	CANADA	13 602	12 947	7 242
PAPUA NEW G	758	224	122	MEXICO	1 233	1 513	848
NEW ZEALAND	15 311	4 114	2 280	BERMUDA	72	209	113
FIJI	587	67	35	GUATEMALA	728	499	269
FR POLYNESIA	412	73	39	NICARAGUA	21	76	43
				COSTA RICA	333	409	227
665 GLASSWARE				PANAMA	680	686	388
IMPORTS	3 902 135	790 421	441 132	CUBA	408	437	247
FRANCE	573 947	179 364	100 145	HAITI	72	83	46
BELGIUM LUX	590 748	67 595	37 657	BAHAMAS	74	180	102
NETHERLANDS	726 019	66 781	37 243	DOMINIC REP	239	444	246
ITALY	362 182	112 788	62 803	AM VIRGIN IS	14	58	32
UNITD KINGDOM	156 327	30 094	16 810	CAYMAN IS	33	79	41
IRELAND	141	450	252	JAMAICA	168	108	59
DENMARK	76 950	11 269	6 321	ST VINCENT	2 068	359	195
PORTUGAL	7 029	4 703	2 614	BARBADOS	96	121	66
SPAIN	15 791	7 133	3 990	TRINIDAD TOB	6 781	885	491
NORWAY	157	122	64	NETH ANTILL	159	150	87
SWEDEN	12 484	8 926	5 041	COLOMBIA	423	781	442
FINLAND	780	1 204	668	VENEZUELA	484	934	513
SWITZERLAND	140 632	17 344	9 720	ECUADOR	507	627	345
AUSTRIA	358 973	102 029	56 894	PERU	320	533	300
MALTA	56	74	42	BRAZIL	1 958	2 132	1 215
YUGOSLAVIA	33 139	15 387	8 610	CHILE	856	1 443	813
TURKEY	84 925	29 716	16 615	BOLIVIA	61	224	129
SOVIET UNION	3 195	1 305	735	PARAGUAY	397	85	49
POLAND	163 404	13 542	7 598	URUGUAY	482	348	200
CZECHOSLOVA	283 498	32 068	17 890	ARGENTINA	1 188	552	309
HUNGARY	228 791	13 741	7 670	CYPRUS	339	675	366
ROMANIA	32 003	23 194	13 041	LEBANON	249	339	189
BULGARIA	977	741	415	SYRIA	350	631	347
USA	9 241	18 040	10 021	IRAQ	20 767	674	375
CANADA	1 633	402	221	IRAN	103 090	14 263	7 953
MEXICO	4 173	1 725	960	ISRAEL	747	13 258	7 434
BRAZIL	231	171	94	JORDAN	71 611	587	331
ISRAEL	50	255	142	SAUDI ARABIA	553	12 262	6 770
PAKISTAN	94	84	45	BAHRAIN	12 900	789	437
INDIA	9 562	6 903	3 834	QATAR	100	1 478	809
THAILAND	1 032	414	237	ARAB EMIRAT	55 599	135	72
INDONESIA	1 040	139	84	OMAN	10 056	6 082	3 364
CHINA	7 257	2 911	1 657	NORTH YEMEN	109	902	491
SOUTH KOREA	523	915	510	AFGHANISTAN	109	94	55
JAPAN	2 851	3 852	2 144	PAKISTAN	2 267	135	77
TAIWAN	8 452	12 822	7 106	INDIA	2 271	1 999	1 118
HONG KONG	3 686	1 996	1 123	BANGLADESH	158	1 233	678
AUSTRALIA	11	67	38	SRI LANKA	270	532	289
EXPORTS	7 060 918	1 346 723	749 851	THAILAND	185	348	196
FRANCE	2 226 975	247 416	137 778	VIETNAM	1 709	2 019	1 131
				INDONESIA	25	55	30
				MALAYSIA	1 533	2 230	1 277
				SINGAPORE	2 596	1 392	776
					1 883	2 554	1 431

6 IMPORTS AND EXPORTS (SPECIAL TRADE) BY GROUPS OF THE SITC-REV. II AND BY COUNTRIES OF PRODUCTION AND CONSUMPTION 1987

GROUP COUNTRY	DT = 100 KG	1 000 DM	1 000 \$	GROUP COUNTRY	DT = 100 KG	1 000 DM	1 000 \$
PHILIPPINES	402	601	337	BAHAMAS	76	478	270
CHINA	195	316	171	DOMINIC REP	280	106	56
SOUTH KOREA	2 779	5 270	2 935	AM VIRGIN IS	26	169	95
JAPAN	13 398	33 334	15 576	GUADELOUPE	33	81	45
TAIWAN	1 023	2 135	1 208	MARTINIQUE	33	69	79
HONG KONG	3 466	6 515	3 622	CAYMAN IS	24	450	247
AUSTRALIA	10 862	11 329	6 331	JAMAICA	40	297	166
PAPUA NEW G	88	98	55	BARBADOS	199	463	257
NEW ZEALAND	1 435	1 631	911	GRENADA	25	70	37
NEW CALEDON	8 317	915	531	ARUBA	33	280	163
FR POLYNESIA	2 009	179	100	NETH ANTILL	113	726	403
				COLOMBIA	15	109	61
666 POTTERY				VENEZUELA	122	409	231
IMPORTS	952 780	534 693	299 323	BRAZIL	34	107	62
FRANCE	52 666	31 325	17 547	CHILE	32	59	33
BELGIUM LUX	25 895	37 877	21 172	URUGUAY	26	59	33
NETHERLANDS	74 638	37 660	21 070	ARGENTINA	16	72	39
ITALY	220 126	112 528	62 932	CYPRUS	543	918	513
UNTD KINGDOM	129 654	71 530	40 060	LEBANON	146	255	143
IRELAND	370	288	161	SYRIA	112	220	125
DENMARK	5 543	11 802	6 624	ISRAEL	4 569	4 394	2 436
GREECE	2 086	1 592	894	JORDAN	44	137	70
PORTUGAL	130 695	53 089	29 759	SAUDI ARABIA	545	1 591	891
SPAIN	13 699	7 837	4 412	KUWAIT	367	839	476
NORWAY	93	171	95	BAHRAIN	98	207	115
SWEDEN	1 865	3 034	1 690	QATAR	29	107	60
FINLAND	1 151	1 743	981	ARAB EMIRAT	215	1 049	600
SWITZERLAND	2 006	6 537	3 676	PAKISTAN	42	82	45
AUSTRIA	2 057	3 941	2 207	INDONESIA	19	61	33
YUGOSLAVIA	6 958	3 384	1 898	MALAYSIA	120	273	147
TURKEY	337	303	172	BRUNEI	3	748	412
SOVIET UNION	4 952	985	551	SINGAPORE	259	888	506
POLAND	5 349	1 594	883	PHILIPPINES	201	548	307
CZECHOSLOVA	6 483	2 409	1 337	CHINA	197	238	131
HUNGARY	3 599	4 460	2 510	SOUTH KOREA	46	137	76
ROMANIA	27 432	8 068	4 535	JAPAN	3 648	12 079	6 792
BULGARIA	1 021	250	142	TAIWAN	49	179	95
REP S AFRICA	204	54	31	HONG KONG	1 283	3 038	1 709
USA	706	1 679	941	AUSTRALIA	4 548	7 828	4 379
MEXICO	601	527	297	NEW ZEALAND	1 141	1 690	939
PERU	41	56	31	AMER OCEANIA	114	194	105
BRAZIL	12 023	2 925	1 641	FIJI	149	320	173
CHILE	279	298	169	FR POLYNESIA	50	65	37
URUGUAY	116	314	174				
ISRAEL	28	93	53	667 PEARL,PREC-,SEMI-P STONE			
PAKISTAN	275	63	36	IMPORTS	12 053	732 684	408 870
INDIA	69	78	41	EXPORTS	3 773	560 878	312 564
SRI LANKA	605	773	429				
THAILAND	8 041	1 896	1 049	671 PIG IRON ETC			
VIETNAM	599	221	126	IMPORTS	11 526 605	1 208 914	672 837
MALAYSIA	271	432	243	FRANCE	1 018 561	94 996	53 159
SINGAPORE	122	159	91	BELGIUM LUX	154 144	65 104	36 478
PHILIPPINES	2 195	1 062	601	NETHERLANDS	242 548	7 427	4 191
CHINA	54 641	17 045	9 588	ITALY	197 498	28 058	15 634
SOUTH KOREA	27 306	9 728	5 470	UNTD KINGDOM	165 161	40 390	22 508
JAPAN	23 356	28 592	15 965	IRELAND	42	118	68
TAIWAN	99 204	63 577	35 525	DENMARK	379	61	33
HONG KONG	2 660	2 207	1 236	GREECE	286 406	43 688	24 299
MACAO	389	267	153	SPAIN	32 073	11 862	6 652
EXPORTS	697 427	801 245	446 370	ICELAND	115 824	14 367	8 001
FRANCE	87 161	81 179	45 125	NORWAY	1 770 234	186 594	103 895
BELGIUM LUX	42 050	43 935	24 467	SWEDEN	586 081	73 471	41 050
NETHERLANDS	99 059	73 109	40 822	FINLAND	100 311	8 766	5 110
ITALY	151 477	170 478	94 750	SWITZERLAND	4 075	956	531
UNTD KINGDOM	17 416	24 520	13 717	AUSTRIA	13 915	13 710	7 630
IRELAND	354	432	240	YUGOSLAVIA	137 612	17 837	9 884
DENMARK	31 244	19 939	11 127	TURKEY	149 957	16 742	9 138
GREECE	12 425	7 879	4 390	SOVIET UNION	466 942	40 086	22 342
PORTUGAL	7 044	6 646	3 704	POLAND	17 500	907	512
SPAIN	11 530	14 386	8 023	CZECHOSLOVA	138 562	9 361	5 165
CANARY IS	489	663	369	HUNGARY	2 769	279	162
CEUTA MEL	12	74	41	ROMANIA	14 650	1 224	679
ICELAND	1 183	1 914	1 083	BULGARIA	868	94	55
NORWAY	12 420	13 460	7 508	ALBANIA	68 554	6 908	3 841
SWEDEN	44 482	48 320	27 014	NIGERIA	5 412	172	98
FINLAND	5 183	5 141	2 866	ZIMBABWE	451 051	63 075	34 695
SWITZERLAND	58 704	71 926	40 119	REP S AFRICA	2 277 198	188 709	104 695
AUSTRIA	52 304	60 565	33 843	BOTSWANA	49 219	5 312	2 954
ANDORRA	102	254	139	USA	44 182	10 956	6 057
MALTA	390	868	486	CANADA	748 555	33 076	18 431
YUGOSLAVIA	181	406	225	MEXICO	22 011	1 706	934
TURKEY	2 313	2 142	1 190	DOMINIC REP	55 868	17 764	10 016
SOVIET UNION	128	170	91	COLOMBIA	51 363	17 155	9 524
CZECHOSLOVA	199	136	74	VENEZUELA	66 513	7 577	4 154
HUNGARY	617	359	202	BRAZIL	1 553 654	99 029	54 911
MOROCCO	166	327	183	CHILE	2 557	2 108	1 162
ALGERIA	229	357	197	ARGENTINA	804	152	87
LIBYA	79	113	61	INDIA	129 503	12 443	7 000
EGYPT	358	712	399	INDONESIA	19 036	2 952	1 630
SENEGAL	22	81	46	MALAYSIA	4 442	445	246
IVORY COAST	103	105	61	CHINA	23 673	6 294	3 522
TANZANIA	40	60	32	JAPAN	23 164	4 637	2 565
MADAGASCAR	55	59	33	HONG KONG	731	579	318
REP S AFRICA	1 093	1 333	752	NEW CALEDON	242 633	51 717	28 793
USA	31 701	93 839	52 073	EXPORTS	7 304 482	581 950	325 580
CANADA	4 556	10 218	5 690	FRANCE	3 913 763	188 306	104 972
MEXICO	42	148	81				
BERMUDA	194	1 320	735				
COSTA RICA	28	243	132				
PANAMA	90	253	141				

6 IMPORTS AND EXPORTS (SPECIAL TRADE) BY GROUPS OF THE SITC-REV. II AND BY COUNTRIES OF PRODUCTION AND CONSUMPTION 1987

GROUP COUNTRY	DT * 100 KG	1 000 DM	1 000 \$	GROUP COUNTRY	DT * 100 KG	1 000 DM	1 000 \$
BELGIUM LUX	457 253	57 330	32 042	DENMARK	127 096	9 029	5 035
NETHERLANDS	550 199	26 734	14 938	GREECE	816 174	33 587	18 851
ITALY	718 731	57 944	32 226	PORTUGAL	1 313 108	68 637	38 425
UNITED KINGDOM	146 298	26 546	14 879	SPAIN	2 981 399	181 417	102 522
IRELAND	1 122	262	149	NORWAY	677 395	34 382	19 446
DENMARK	35 078	3 974	2 212	SWEDEN	786 737	62 492	34 752
GREECE	20 661	2 321	1 285	FINLAND	452 625	110 032	61 880
PORTUGAL	27 935	1 537	854	SWITZERLAND	744 541	48 986	27 442
SPAIN	74 882	10 573	5 891	AUSTRIA	435 534	37 055	20 774
NORWAY	6 514	1 297	711	YUGOSLAVIA	16 276	1 315	786
SWEDEN	117 481	23 221	12 956	TURKEY	843 602	47 391	26 693
FINLAND	25 038	6 315	3 516	SOVIET UNION	682 430	41 802	22 817
SWITZERLAND	278 316	20 416	11 364	POLAND	3 354	280	163
AUSTRIA	211 508	21 652	12 104	HUNGARY	446	93	53
YUGOSLAVIA	25 429	6 174	3 496	MOROCCO	625 465	26 712	14 666
TURKEY	35 412	2 467	1 378	ALGERIA	7 091	516	278
SOVIET UNION	901	312	173	TUNISIA	47 663	2 363	1 337
POLAND	4 018	1 092	618	LIBYA	40 059	2 328	1 267
CZECHOSLOVAKIA	15 099	5 187	3 000	EGYPT	10 818	693	373
HUNGARY	7 900	1 677	930	GHANA	2 447	125	77
ROMANIA	38 688	6 321	3 513	NIGERIA	159 944	6 290	3 457
BULGARIA	6 627	1 792	1 014	CAMEROON	6 035	383	214
MOROCCO	1 269	241	133	ETHIOPIA	24 757	1 432	829
ALGERIA	88 988	2 908	1 607	KENYA	216 286	12 022	6 639
LIBYA	5 010	1 142	663	REP S AFRICA	17 032	3 279	1 803
EGYPT	4 331	1 302	724	USA	5 251 426	275 074	153 581
GHANA	1 100	175	96	CANADA	1 302 757	67 004	37 679
NIGERIA	330	147	81	MEXICO	128 038	9 066	5 092
GABON	3 150	594	335	GUATEMALA	16 498	784	429
TANZANIA	5 895	388	213	HONDURAS	6 799	363	213
REP S AFRICA	2 974	933	512	COSTA RICA	38 089	1 897	1 090
USA	316 667	62 398	35 618	DOMINIC REP	63 329	3 118	1 762
CANADA	33 840	4 136	2 318	JAMAICA	4 672	259	142
MEXICO	1 204	325	183	TRINIDAD TOB	10 535	522	286
COLOMBIA	2 775	352	194	VENEZUELA	352 972	17 519	10 359
VENEZUELA	10 517	10 035	5 639	ECUADOR	22 633	1 103	611
PERU	748	179	98	PERU	113 167	5 320	2 879
BRAZIL	1 501	568	323	BRAZIL	256 125	9 552	5 145
CHILE	4 733	778	432	CHILE	78 729	3 690	2 011
ARGENTINA	2 990	439	247	SYRIA	1 500	87	48
IRAQ	5 327	730	439	IRAQ	188 030	14 843	8 733
IRAN	21 490	4 370	2 400	IRAN	217 176	14 134	7 823
ISRAEL	3 767	608	344	ISRAEL	92 065	5 133	2 824
BAHRAIN	3 016	118	65	SAUDI ARABIA	1 263 496	91 674	50 456
QATAR	310	555	340	KUWAIT	2 691	187	101
ARAB EMIRAT	2 520	112	62	BAHRAIN	7 222	318	175
PAKISTAN	10 724	1 760	958	PAKISTAN	1 017	134	74
INDIA	2 812	689	382	INDIA	1 426 794	106 384	60 112
THAILAND	375	143	83	BURMA	3 156	238	133
INDONESIA	5 781	942	536	THAILAND	479 622	16 181	9 001
MALAYSIA	499	120	67	INDONESIA	449	165	91
SINGAPORE	685	132	72	SINGAPORE	6 485	399	218
PHILIPPINES	2 223	489	267	CHINA	6 388	372	210
SOUTH KOREA	1 544	1 252	681	SOUTH KOREA	1 253 725	59 618	33 424
JAPAN	19 833	5 473	3 042	JAPAN	5 372	265	157
TAIWAN	2 867	1 508	836	TAIWAN	223 674	38 792	22 183
HONG KONG	242	54	31	HONG KONG	151 074	5 136	3 054
AUSTRALIA	8 617	1 528	850	AUSTRALIA	763 828	63 745	34 914
NEW ZEALAND	568	378	208				
FR POLYNESIA	360	68	38	673 IRON AND STEEL SHAPES			
672 IRON, STL PRIMARY FORMS				IMPORTS	40 437 764	3 189 871	1 774 254
IMPORTS	20 186 131	1 917 599	1 068 320	FRANCE	6 216 899	527 065	292 877
FRANCE	1 993 095	155 325	86 532	BELGIUM LUX	6 627 840	503 884	279 654
BELGIUM LUX	6 596 877	616 127	344 523	NETHERLANDS	2 362 734	167 722	93 144
NETHERLANDS	2 817 114	203 013	112 854	ITALY	7 521 086	586 452	326 397
ITALY	639 939	49 737	27 557	UNITED KINGDOM	1 953 805	162 322	90 350
UNITED KINGDOM	2 589 060	385 900	215 316	IRELAND	364 829	22 414	12 394
DENMARK	14 686	943	527	DENMARK	387 885	27 663	15 351
GREECE	75 128	3 724	2 033	GREECE	5 587	286	155
SPAIN	192 268	9 962	5 425	PORTUGAL	26 323	1 388	760
NORWAY	7 039	287	169	SPAIN	2 520 899	179 801	99 887
SWEDEN	622 912	57 282	31 985	NORWAY	936 737	61 430	34 225
FINLAND	619 984	136 698	76 489	SWEDEN	2 016 678	226 019	125 867
SWITZERLAND	10 773	643	354	FINLAND	489 245	39 472	22 120
AUSTRIA	1 881 477	126 346	70 311	SWITZERLAND	2 516 592	159 512	88 984
YUGOSLAVIA	256 587	12 699	7 194	AUSTRIA	970 777	154 386	85 932
TURKEY	28 388	2 008	1 122	YUGOSLAVIA	512 068	38 964	21 688
SOVIET UNION	352 760	18 674	10 322	TURKEY	31 647	1 866	1 028
POLAND	41 258	1 774	1 002	SOVIET UNION	10 878	695	384
CZECHOSLOVAKIA	243 756	12 596	6 996	POLAND	1 202 872	57 658	32 424
HUNGARY	150 243	6 585	3 632	CZECHOSLOVAKIA	1 483 856	75 588	42 076
BULGARIA	202 571	14 167	7 841	HUNGARY	408 256	19 762	11 048
ALGERIA	10 601	500	273	ROMANIA	394 260	21 967	12 193
EGYPT	7 612	377	204	REP S AFRICA	291 271	23 363	13 045
REP S AFRICA	7 548	602	325	USA	45 953	14 551	8 048
USA	29 755	3 064	1 721	CANADA	7 247	712	398
CANADA	48 281	1 770	991	MEXICO	89 795	5 662	3 074
VENEZUELA	64 064	4 248	2 492	TRINIDAD TOB	333 910	15 392	8 572
BRAZIL	164 770	10 137	5 772	VENEZUELA	49 309	2 001	1 190
SOUTH KOREA	26 969	1 815	995	BRAZIL	62 104	11 796	6 538
JAPAN	32 008	3 103	1 722	ARGENTINA	2 345	171	94
TAIWAN	458 290	77 451	42 618	SOUTH KOREA	329 336	36 678	20 255
EXPORTS	44 151 718	3 660 680	2 047 791	JAPAN	264 367	43 143	24 053
EXPORTS				EXPORTS	28 427 124	2 767 584	1 545 473
FRANCE	4 436 103	274 456	152 983	FRANCE	6 332 334	600 392	335 503
BELGIUM LUX	3 270 981	498 777	280 155	BELGIUM LUX	2 500 689	231 369	129 024
NETHERLANDS	1 714 705	117 876	65 533	NETHERLANDS	5 142 514	420 827	235 030
ITALY	5 175 606	339 729	189 454	ITALY	2 361 281	236 293	131 783
UNITED KINGDOM	4 774 314	883 913	493 959	UNITED KINGDOM	970 396	116 834	65 412
IRELAND	262	58	33	IRELAND	20 716	4 659	2 528

6 IMPORTS AND EXPORTS (SPECIAL TRADE) BY GROUPS OF THE SITC-REV. II AND BY COUNTRIES OF PRODUCTION AND CONSUMPTION 1987

GROUP COUNTRY	DT * 100 KG	1 000 DM	1 000 \$	GROUP COUNTRY	DT * 100 KG	1 000 DM	1 000 \$
DENMARK	633 393	73 081	40 753	NEW ZEALAND	2 895	915	510
GREECE	65 134	7 058	3 970	NEW CALEDON	1 857	111	59
PORTUGAL	90 701	12 213	6 784	WEST SAMOA	1 041	69	42
SPAIN	678 364	72 491	40 797	FR POLYNESIA	3 695	241	132
CANARY IS	552	118	66				
ICELAND	2 936	443	247	674 IRN, STL UNIV, PLATE, SHEET			
FAROE IS	1 458	150	89				
NORWAY	458 906	44 062	24 612	IMPORTS	37 665 720	3 999 936	2 228 232
SWEDEN	910 184	95 492	53 340	FRANCE	7 056 685	812 795	452 349
FINLAND	257 951	30 717	17 148	BELGIUM LUX	9 627 318	1 027 929	572 546
SWITZERLAND	1 636 743	211 568	117 847	NETHERLANDS	2 315 064	225 782	125 865
AUSTRIA	1 140 059	128 230	71 295	ITALY	2 023 538	246 492	137 492
MALTA	2 850	412	226	UNTD KINGDOM	1 987 878	243 226	135 725
YUGOSLAVIA	86 244	17 737	9 840	IRELAND	1 026	115	63
TURKEY	143 776	17 309	9 638	DENMARK	1 178 945	74 810	41 552
SOVIET UNION	381 893	29 740	16 393	GREECE	117 161	10 783	6 014
POLAND	99 559	15 169	8 506	PORTUGAL	4 280	465	255
CZECHOSLOVA	9 479	1 916	1 063	SPAIN	828 668	82 301	45 723
HUNGARY	41 947	8 461	4 733	NORWAY	9 121	840	470
ROMANIA	3 475	1 503	843	SWEDEN	1 832 028	269 175	149 914
BULGARIA	275 822	25 162	14 077	FINLAND	1 572 209	158 795	88 598
ALBANIA	1 025	242	138	SWITZERLAND	511 212	47 113	26 329
MOROCCO	3 422	224	124	AUSTRIA	3 919 270	414 304	231 061
ALGERIA	85 609	7 056	4 008	YUGOSLAVIA	347 810	22 694	12 755
TUNISIA	6 169	458	255	TURKEY	10 322	648	357
LIBYA	68 474	10 256	5 709	SOVIET UNION	285 866	16 983	9 396
EGYPT	56 120	6 276	3 505	POLAND	210 109	13 975	7 668
SUDAN	1 492	165	93	CZECHOSLOVA	1 062 728	68 186	37 842
MALI	228	92	53	HUNGARY	652 621	45 285	25 145
BURKINA FASO	1 181	85	50	ROMANIA	133 612	8 482	4 824
CHAD	388	103	59	BULGARIA	207 728	14 919	8 510
GUIN BISSAU	657	123	67	ALGERIA	2 033	187	86
GUINEA	2 862	283	155	EGYPT	62 525	4 210	2 307
LIBERIA	1 700	177	99	REP S AFRICA	330 784	35 277	19 682
IVORY COAST	2 698	165	93	USA	15 600	5 652	3 150
GHANA	5 450	543	306	CANADA	14 845	813	456
TOGO	1 373	178	99	MEXICO	144 105	14 442	7 891
BENIN	923	90	51	VENEZUELA	130 487	10 013	5 714
NIGERIA	59 792	6 321	3 533	BRAZIL	166 058	11 594	6 762
CAMEROON	4 115	330	185	ARGENTINA	41 463	2 890	1 589
GABON	746	61	36	PAKISTAN	45 866	3 791	2 086
CONGO	912	91	51	INDIA	1 099	294	171
ZAIRE	1 498	128	75	SOUTH KOREA	213 862	17 295	9 523
BURUNDI	4 468	335	186	JAPAN	602 836	87 158	48 220
ANGOLA	2 259	220	120	AUSTRALIA	1 740	154	84
ETHIOPIA	1 422	208	122				
SOMALIA	1 987	158	88	EXPORTS	59 991 587	6 081 028	3 399 445
KENYA	30 706	1 902	1 040	FRANCE	4 744 000	512 003	285 492
TANZANIA	7 205	601	344	BELGIUM LUX	2 430 131	282 930	157 582
MADAGASCAR	5 946	437	256	NETHERLANDS	4 053 185	523 344	291 896
REUNION	1 436	104	56	ITALY	2 598 453	314 003	175 106
ZIMBABWE	2 512	617	345	UNTD KINGDOM	3 792 827	406 619	227 355
REP S AFRICA	27 517	6 507	3 607	IRELAND	18 238	3 373	1 872
USA	1 623 987	131 511	73 872	DENMARK	1 168 447	126 003	70 251
CANADA	228 419	22 187	12 526	GREECE	339 503	61 266	33 888
MEXICO	11 654	3 555	1 980	PORTUGAL	657 071	68 165	37 870
GUATEMALA	1 353	88	50	SPAIN	3 443 342	371 915	207 893
EL SALVADOR	1 753	190	113	CANARY IS	2 738	215	121
COSTA RICA	329	93	53	ICELAND	24 069	3 335	1 864
CUBA	1 233	198	118	NORWAY	473 046	50 215	28 250
DOMINIC REP	3 163	235	127	SWEDEN	2 240 188	239 379	133 490
GUADELOUPE	15 573	901	507	FINLAND	262 172	39 111	21 772
MARTINIQUE	8 213	492	272	SWITZERLAND	2 026 514	239 346	134 131
TRINIDAD TOB	5 888	243	131	AUSTRIA	1 111 871	147 143	81 881
NETH ANTILL	6 724	603	358	MALTA	16 201	2 530	1 406
COLOMBIA	8 819	1 466	836	YUGOSLAVIA	768 747	76 366	42 815
VENEZUELA	83 270	9 811	5 446	TURKEY	829 756	79 059	44 510
SURINAME	1 747	174	95	SOVIET UNION	9 957 168	672 283	377 556
FRENCH GUIAN	1 912	112	62	POLAND	181 379	26 912	15 050
ECUADOR	1 446	193	108	CZECHOSLOVA	15 462	4 329	2 424
PERU	34 019	1 974	1 177	HUNGARY	211 195	38 506	21 459
BRAZIL	798	458	258	ROMANIA	16 022	3 348	1 862
CHILE	12 960	1 812	1 010	BULGARIA	243 664	36 253	20 567
URUGUAY	672	122	66	ALBANIA	1 430	277	157
ARGENTINA	3 869	1 199	663	MOROCCO	245 519	24 260	13 484
CYPRUS	4 305	335	187	ALGERIA	218 257	28 724	16 263
SYRIA	8 847	1 056	588	TUNISIA	104 193	9 442	5 216
IRAQ	30 013	6 455	3 616	LIBYA	123 371	10 781	6 260
IRAN	81 868	16 462	9 192	EGYPT	182 076	21 403	12 042
ISRAEL	32 876	5 195	2 893	SUDAN	9 689	1 004	560
JORDAN	5 176	343	195	CAPE VERDE	1 017	147	80
SAUDI ARABIA	25 320	2 858	1 633	SENEGAL	9 874	1 376	757
KUWAIT	3 232	446	253	SIERRA LEONE	674	95	52
BAHRAIN	302	76	45	LIBERIA	3 766	423	235
ARAB EMIRAT	6 844	1 025	572	IVORY COAST	90 869	7 262	4 008
OMAN	94	146	80	GHANA	6 037	555	305
NORTH YEMEN	1 624	224	125	TOGO	35 205	3 253	1 804
AFGHANISTAN	4 487	728	397	NIGERIA	404 219	40 487	22 776
PAKISTAN	39 680	3 805	2 113	CAMEROON	31 335	3 073	1 688
INDIA	143 536	16 660	9 318	ZAIRE	15 761	1 370	807
BANGLADESH	609	90	49	ANGOLA	664	122	67
SRI LANKA	3 958	339	191	ETHIOPIA	60 794	6 310	3 491
BURMA	4 051	979	534	DJIBOUTI	81	55	33
THAILAND	92 731	3 786	2 135	KENYA	97 229	9 138	5 150
INDONESIA	4 290	1 235	696	UGANDA	2 016	371	217
MALAYSIA	6 403	824	467	TANZANIA	3 218	296	165
SINGAPORE	59 037	4 793	2 661	MADAGASCAR	4 260	818	450
PHILIPPINES	3 357	249	136	REUNION	14 785	1 226	672
CHINA	741 187	37 013	20 299	ZAMBIA	7 034	642	376
SOUTH KOREA	111 778	13 681	7 612	ZIMBABWE	2 866	412	225
JAPAN	106 656	6 745	4 041	REP S AFRICA	162 578	22 145	12 432
TAIWAN	166 478	9 612	5 274	USA	6 896 292	652 356	364 969
HONG KONG	10 572	1 181	658				
AUSTRALIA	14 538	3 951	2 213				

6 IMPORTS AND EXPORTS (SPECIAL TRADE) BY GROUPS OF THE SITC-REV. II AND BY COUNTRIES OF PRODUCTION AND CONSUMPTION 1987

GROUP COUNTRY	DT * 100 KG	1 000 DM	1 000 \$	GROUP COUNTRY	DT * 100 KG	1 000 DM	1 000 \$
CANADA	658 511	68 815	38 675	TURKEY	100 786	15 323	8 716
MEXICO	637 741	56 121	31 929	SOVIET UNION	1 282 654	202 945	113 058
GUATEMALA	54 027	4 638	2 547	POLAND	75 057	13 727	7 741
HONDURAS	3 495	262	144	CZECHOSLOVA	35 322	10 383	5 774
EL SALVADOR	9 099	668	374	HUNGARY	28 708	6 453	3 573
NICARAGUA	13 961	1 139	646	ROMANIA	35 946	8 295	4 696
COSTA RICA	58 481	6 233	3 495	BULGARIA	75 469	14 749	8 266
PANAMA	33 409	4 344	2 447	ALBANIA	5 648	1 005	561
CUBA	1 239	230	131	MOROCCO	4 284	712	395
HAITI	2 084	139	76	ALGERIA	37 660	6 777	3 718
DOMINIC REP	61 949	4 771	2 643	TUNISIA	4 336	692	395
BARBADOS	899	62	35	LIBYA	19 262	1 094	593
TRINIDAD TOB	34 844	2 813	1 600	EGYPT	32 763	6 914	3 902
COLOMBIA	240 718	16 346	9 126	SENEGAL	344	84	48
VENEZUELA	143 452	14 853	8 460	IVORY COAST	3 876	553	309
ECUADOR	158 041	13 248	7 472	GHANA	519	112	65
PERU	484 153	43 792	24 437	NIGERIA	8 274	672	370
BRAZIL	58 316	15 711	8 788	CAMEROON	24 826	1 979	1 134
CHILE	47 253	6 553	3 651	GABON	896	128	71
BOLIVIA	1 947	169	103	CONGO	1 103	212	118
URUGUAY	7 688	1 452	803	ZAIRE	3 563	646	372
ARGENTINA	222 121	31 683	17 529	RWANDA	5 699	327	181
CYPRUS	22 274	1 776	972	ETHIOPIA	29 603	1 834	1 000
LEBANON	27 142	3 604	1 994	KENYA	5 997	411	235
SYRIA	32 152	2 964	1 672	UGANDA	700	226	127
IRAQ	23 023	4 837	2 634	TANZANIA	6 569	1 838	999
IRAN	206 196	23 787	13 263	ZIMBABWE	680	243	139
ISRAEL	306 108	39 852	22 004	MALAWI	195	64	37
JORDAN	51 614	5 921	3 386	REP S AFRICA	26 090	6 043	3 358
SAUDI ARABIA	326 091	34 787	19 532	USA	389 908	97 954	54 958
KUWAIT	26 478	2 425	1 351	CANADA	83 385	26 361	14 630
BAHRAIN	9 825	697	401	MEXICO	93 675	12 989	7 313
ARAB EMIRAT	42 642	4 060	2 263	GUATEMALA	5 675	582	322
OMAN	2 794	376	206	HONDURAS	805	78	43
NORTH YEMEN	13 251	1 602	882	CUBA	1 018	215	128
AFGHANISTAN	17 098	1 146	620	DOMINIC REP	1 990	262	147
PAKISTAN	308 677	17 718	9 997	COLOMBIA	3 407	1 042	575
INDIA	2 823 534	195 337	109 157	VENEZUELA	11 973	2 590	1 448
BANGLADESH	5 195	446	250	ECUADOR	2 637	176	96
SRI LANKA	9 532	1 005	554	PERU	5 019	915	512
BURMA	2 014	215	119	BRAZIL	24 004	7 666	4 276
THAILAND	351 744	26 473	14 750	CHILE	9 776	1 769	973
INDONESIA	124 931	9 842	5 477	URUGUAY	3 766	1 014	567
MALAYSIA	4 769	705	402	ARGENTINA	19 952	5 595	3 115
SINGAPORE	31 126	5 916	3 303	CYPRUS	486	156	86
PHILIPPINES	2 890	502	275	LEBANON	667	174	94
CHINA	1 518 210	151 689	84 643	SYRIA	32 070	2 228	1 259
NORTH KOREA	4 845	851	465	IRAQ	36 987	10 549	6 050
SOUTH KOREA	170 980	34 036	18 811	IRAN	47 454	7 323	4 089
JAPAN	59 133	9 712	5 449	ISRAEL	30 402	6 146	3 400
TAIWAN	55 838	9 093	5 115	SAUDI ARABIA	40 221	5 223	2 905
HONG KONG	81 186	13 500	7 565	KUWAIT	2 679	313	181
AUSTRALIA	26 737	4 969	2 792	BAHRAIN	1 930	478	262
NEW ZEALAND	1 635	1 017	562	ARAB EMIRAT	1 878	600	336
NEW CALEDON	1 084	64	36	NORTH YEMEN	7 343	1 093	600
				PAKISTAN	12 004	2 248	1 287
				INDIA	79 344	12 874	7 149
				SRI LANKA	1 860	282	157
				BURMA	264	70	37
				THAILAND	11 627	2 892	1 603
				INDONESIA	3 071	677	371
				MALAYSIA	4 432	1 340	779
				SINGAPORE	21 122	5 608	3 114
				PHILIPPINES	897	342	192
				CHINA	81 282	14 243	8 194
				SOUTH KOREA	15 804	3 639	2 042
				JAPAN	16 438	4 924	2 733
				TAIWAN	30 421	6 959	3 877
				HONG KONG	18 810	5 136	2 877
				AUSTRALIA	16 772	4 496	2 503
				NEW ZEALAND	3 299	755	416
675 IRON, STEEL HOOP, STRIP				676 RAILWAY RAILS ETC IRN, STL			
IMPORTS	6 592 506	840 123	467 642	IMPORTS	115 884	12 799	7 106
FRANCE	1 641 739	248 604	138 415	FRANCE	2 928	477	262
BELGIUM LUX	2 424 279	225 634	125 666	BELGIUM LUX	9 725	3 509	1 943
NETHERLANDS	320 500	25 540	14 247	NETHERLANDS	22 984	1 135	631
ITALY	486 427	50 446	27 992	ITALY	562	107	58
UNITD KINGDOM	125 691	29 618	16 498	UNITD KINGDOM	1 825	276	152
IRELAND	579	65	36	DENMARK	5 025	404	224
DENMARK	24 421	2 970	1 657	SWEDEN	11 072	884	497
GREECE	63 942	7 296	4 086	SWITZERLAND	2 218	869	480
SPAIN	44 289	12 603	6 889	AUSTRIA	20 080	2 987	1 661
NORWAY	32 567	3 646	2 043	POLAND	34 551	1 633	914
SWEDEN	275 477	75 778	42 268	CZECHOSLOVA	2 601	234	130
FINLAND	34 487	8 652	4 806	HUNGARY	1 022	111	64
SWITZERLAND	190 734	17 756	9 937	EXPORTS	1 220 803	138 110	76 967
AUSTRIA	694 603	93 373	51 972	FRANCE	28 817	2 474	1 376
YUGOSLAVIA	1 922	273	147	BELGIUM LUX	8 898	2 558	1 430
CZECHOSLOVA	157 229	9 775	5 416	NETHERLANDS	223 999	28 185	15 643
HUNGARY	8 193	654	362	ITALY	271 487	10 181	5 672
USA	10 410	6 584	3 645	UNITD KINGDOM	30 915	1 575	878
CANADA	450	381	209	IRELAND	1 361	646	354
MEXICO	6 206	510	303	DENMARK	27 004	4 098	2 284
BRAZIL	1 292	556	311	GREECE	2 426	591	326
SOUTH KOREA	312	119	68	PORTUGAL	1 740	585	320
JAPAN	46 448	19 247	10 644	SPAIN	1 852	333	186
EXPORTS	13 037 371	2 036 589	1 137 206	NORWAY	5 119	1 314	724
FRANCE	1 798 094	284 237	158 536	SWEDEN	19 360	5 300	2 977
BELGIUM LUX	966 822	117 015	65 168	FINLAND	6 686	1 870	1 031
NETHERLANDS	1 734 127	241 199	134 433				
ITALY	596 804	105 415	58 937				
UNITD KINGDOM	775 304	152 455	85 099				
IRELAND	24 967	3 638	2 013				
DENMARK	314 170	51 585	28 841				
GREECE	51 720	7 709	4 306				
PORTUGAL	232 967	24 551	13 678				
SPAIN	756 616	85 352	47 942				
ICELAND	720	136	77				
NORWAY	119 421	14 925	8 316				
SWEDEN	401 489	58 081	32 323				
FINLAND	76 443	14 767	8 218				
SWITZERLAND	1 403 319	182 883	102 069				
AUSTRIA	538 579	86 171	47 987				
MALTA	1 533	963	564				
YUGOSLAVIA	209 052	40 706	22 817				

6 IMPORTS AND EXPORTS (SPECIAL TRADE) BY GROUPS OF THE SITC-REV. II AND BY COUNTRIES OF PRODUCTION AND CONSUMPTION 1987

GROUP COUNTRY	DT * 100 KG	1 000 DM	1 000 \$	GROUP COUNTRY	DT * 100 KG	1 000 DM	1 000 \$
SWITZERLAND	173 869	22 772	12 630	LIBERIA	128	115	63
AUSTRIA	18 235	4 498	2 510	GHANA	1 099	307	169
YUGOSLAVIA	12 369	2 343	1 312	NIGERIA	11 771	1 912	1 091
TURKEY	1 208	194	106	CAMEROON	300	165	95
HUNGARY	547	207	121	ZAIRE	238	58	32
BULGARIA	214	65	35	ANGOLA	1 244	256	142
ALGERIA	342	62	34	KENYA	267	93	50
EGYPT	5 749	1 594	896	UGANDA	305	56	30
GUINEA	8 589	1 013	564	MOZAMBIQUE	59	73	41
LIBERIA	1 617	372	209	REP S AFRICA	8 393	2 915	1 622
ZAMBIA	79	56	31	USA	205 909	36 630	20 501
REP S AFRICA	625	364	198	CANADA	27 100	7 823	4 320
USA	118 164	8 872	5 055	MEXICO	6 884	2 288	1 291
CANADA	3 304	520	296	GUATEMALA	1 240	162	91
MEXICO	560	126	72	EL SALVADOR	99	55	32
COLOMBIA	1 216	274	150	COSTA RICA	1 314	251	157
VENEZUELA	507	108	58	CUBA	1 150	353	210
BRAZIL	3 124	580	323	COLOMBIA	1 131	618	346
CHILE	1 784	243	135	VENEZUELA	1 453	884	492
ARGENTINA	448	69	38	PERU	761	285	159
IRAQ	4 016	2 043	1 115	BRAZIL	1 644	4 490	2 530
IRAN	18 081	7 430	4 056	CHILE	777	653	361
ISRAEL	1 512	561	311	URUGUAY	230	157	86
JORDAN	5 487	1 618	880	ARGENTINA	587	1 387	773
SAUDI ARABIA	1 061	360	197	CYPRUS	554	89	48
ARAB EMIRAT	229	65	35	SYRIA	571	146	79
PAKISTAN	1 189	163	89	IRAQ	3 346	797	465
INDIA	82 191	5 482	3 333	IRAN	8 498	3 132	1 734
MALAYSIA	1 470	1 052	566	ISRAEL	27 871	4 746	2 639
SINGAPORE	11 536	5 242	2 925	JORDAN	7 466	997	549
CHINA	101 179	7 114	3 853	SAUDI ARABIA	1 650	500	274
SOUTH KOREA	757	694	389	KUWAIT	593	260	145
JAPAN	5 083	718	389	ARAB EMIRAT	870	207	119
TAIWAN	3 139	662	369	PAKISTAN	804	312	171
HONG KONG	230	202	114	INDIA	5 112	3 293	1 843
AUSTRALIA	476	446	249	SRI LANKA	266	63	35
				BURMA	361	126	70
				THAILAND	393	119	66
				INDONESIA	3 213	731	410
				MALAYSIA	393	188	105
				SINGAPORE	1 529	640	355
				PHILIPPINES	94	89	49
				CHINA	21 455	4 814	2 675
				SOUTH KOREA	3 628	3 824	2 118
				JAPAN	635	4 102	2 300
				TAIWAN	1 317	1 152	648
				HONG KONG	1 275	566	334
				AUSTRALIA	1 617	501	280
				NEW ZEALAND	2 658	689	388
677 IRN, STL WIRE EXCL W ROD				678 IRON, STL TUBES, PIPES, ETC			
IMPORTS	3 115 415	560 053	311 974	IMPORTS	9 839 604	1 657 868	923 680
FRANCE	458 102	95 626	53 281	FRANCE	1 114 254	218 853	122 020
BELGIUM LUX	899 886	170 086	94 671	BELGIUM LUX	618 315	75 088	41 801
NETHERLANDS	160 489	23 622	13 166	NETHERLANDS	1 054 293	156 829	87 313
ITALY	473 742	72 518	40 433	ITALY	2 760 093	361 901	201 636
UNTD KINGDOM	58 782	15 574	8 666	UNTD KINGDOM	510 632	91 408	50 861
IRELAND	375	306	172	IRELAND	984	936	526
DENMARK	10 404	2 630	1 456	DENMARK	162 887	44 119	24 651
PORTUGAL	1 005	97	58	GREECE	3 045	437	242
SPAIN	22 016	5 097	2 823	PORTUGAL	11 269	4 965	2 752
NORWAY	8 206	1 074	598	SPAIN	240 347	38 911	21 580
SWEDEN	131 206	66 534	37 110	NORWAY	1 101	349	194
SWITZERLAND	115 025	22 652	12 622	SWEDEN	311 236	144 774	80 755
AUSTRIA	261 848	40 143	22 353	FINLAND	65 083	15 088	8 473
YUGOSLAVIA	964	171	93	SWITZERLAND	723 708	164 355	91 466
SOVIET UNION	21 362	1 259	709	AUSTRIA	829 909	155 893	86 668
POLAND	90 815	5 435	3 022	YUGOSLAVIA	292 239	27 327	15 258
CZECHOSLOVA	228 564	12 981	7 217	TURKEY	16 817	1 573	886
HUNGARY	63 798	4 082	2 266	SOVIET UNION	52 513	6 112	3 433
ROMANIA	26 299	2 041	1 138	POLAND	90 693	10 526	5 868
TUNISIA	1 486	100	54	CZECHOSLOVA	219 485	16 476	9 179
ZIMBABWE	9 377	594	341	HUNGARY	311 483	19 312	10 726
REP S AFRICA	27 263	1 919	1 070	ROMANIA	98 237	7 356	4 111
USA	3 802	2 590	1 446	BULGARIA	12 268	998	567
CANADA	289	91	53	REP S AFRICA	49 212	3 684	2 076
BRAZIL	3 735	1 207	673	USA	10 171	21 610	12 116
CHINA	14 859	1 766	986	CANADA	21 657	2 117	1 162
SOUTH KOREA	4 237	1 773	986	MEXICO	5 529	627	348
JAPAN	14 109	6 860	3 829	VENEZUELA	47 215	3 328	1 939
TAIWAN	2 032	1 055	587	BRAZIL	52 496	9 787	5 483
EXPORTS	2 948 271	579 529	323 450	ISRAEL	4 824	2 696	1 496
FRANCE	676 407	97 691	54 551	INDIA	118	151	86
BELGIUM LUX	367 766	59 340	33 047	THAILAND	27 810	2 730	1 520
NETHERLANDS	496 160	82 343	45 971	CHINA	1 972	636	359
ITALY	146 289	27 557	15 302	SOUTH KOREA	19 845	9 538	5 250
UNTD KINGDOM	79 491	21 142	11 787	JAPAN	45 814	30 978	17 313
IRELAND	15 972	4 111	2 279	TAIWAN	9 759	4 543	2 533
DENMARK	126 341	19 074	10 608	AUSTRALIA	2 283	1 817	991
GREECE	5 152	1 274	705	EXPORTS	32 569 296	4 887 585	2 729 335
PORTUGAL	15 748	6 822	3 800	FRANCE	1 318 085	292 323	163 026
SPAIN	16 234	6 804	3 810	BELGIUM LUX	699 534	170 061	95 102
ICELAND	557	73	39	NETHERLANDS	2 768 904	493 604	275 922
NORWAY	8 804	2 226	1 232	ITALY	972 742	183 540	102 515
SWEDEN	43 264	8 982	5 023	UNTD KINGDOM	616 101	165 526	92 499
FINLAND	28 183	7 199	4 006	IRELAND	14 635	4 358	2 417
SWITZERLAND	140 035	48 968	27 262	DENMARK	797 744	157 284	87 731
AUSTRIA	115 845	23 803	13 232	GREECE	60 490	10 695	6 015
YUGOSLAVIA	25 857	10 188	5 678	PORTUGAL	114 893	28 443	15 773
TURKEY	6 334	2 769	1 542	SPAIN	188 523	44 396	24 966
SOVIET UNION	5 934	1 600	900				
POLAND	21 680	6 105	3 445				
CZECHOSLOVA	7 148	3 839	2 129				
HUNGARY	51 984	9 704	5 415				
ROMANIA	3 700	2 508	1 388				
BULGARIA	9 182	4 115	2 304				
MOROCCO	5 726	927	514				
ALGERIA	11 795	2 015	1 148				
TUNISIA	1 357	236	140				
LIBYA	131 886	21 271	12 062				
EGYPT	8 520	1 694	977				
SUDAN	1 785	208	114				
SENEGAL	600	71	39				

6 IMPORTS AND EXPORTS (SPECIAL TRADE) BY GROUPS OF THE SITC-REV. II AND BY COUNTRIES OF PRODUCTION AND CONSUMPTION 1987

GROUP COUNTRY	DT * 100 KG	1 000 DM	1 000 \$	GROUP COUNTRY	DT * 100 KG	1 000 DM	1 000 \$
CANARY IS	5 752	716	400	HONG KONG	8 375	2 310	1 291
ICELAND	10 209	2 354	1 299	AUSTRALIA	21 221	5 566	3 125
FAROE IS	226	139	79	NEW ZEALAND	887	390	216
NORWAY	401 474	84 801	47 472	NEW CALEDON	629	100	56
SWEDEN	749 005	166 583	92 855	WEST SAMOA	837	257	141
FINLAND	329 320	79 718	44 492				
SWITZERLAND	689 113	183 705	102 591	679 IRN, STL CASTINGS UNWORKE			
AUSTRIA	896 094	203 060	112 841				
MALTA	2 222	502	281	IMPORTS	604 856	137 410	76 517
YUGOSLAVIA	131 497	37 420	21 096				
TURKEY	495 120	71 397	39 569	FRANCE	91 867	23 780	13 225
SOVIET UNION	13 830 543	1 305 894	726 258	BELGIUM LUX	32 653	9 868	5 497
POLAND	168 037	26 400	14 867	NETHERLANDS	81 955	28 635	15 928
CZECHOSLOVA	607 198	59 534	32 721	ITALY	24 648	8 344	4 684
HUNGARY	90 160	23 103	12 849	UNTD KINGDOM	43 770	7 997	4 465
ROMANIA	10 958	14 315	7 965	DENMARK	53 829	11 113	6 158
BULGARIA	73 668	17 331	9 665	PORTUGAL	7 699	2 106	1 167
ALBANIA	33 646	4 391	2 511	SPAIN	11 574	4 208	2 348
MOROCCO	8 315	1 031	567	SWEDEN	1 637	773	433
ALGERIA	40 174	8 704	4 843	FINLAND	63	233	138
TUNISIA	22 027	7 234	4 036	SWITZERLAND	18 424	6 078	3 355
LIBYA	213 971	29 520	16 644	AUSTRIA	31 107	12 581	7 026
EGYPT	112 932	16 825	9 521	YUGOSLAVIA	15 247	1 787	997
SUDAN	2 296	752	415	TURKEY	1 524	355	195
MALI	467	423	241	SOVIET UNION	9 400	609	335
BURKINA FASO	170	114	62	POLAND	54 961	4 897	2 720
CHAD	335	71	41	CZECHOSLOVA	18 978	1 978	1 102
SENEGAL	472	134	72	HUNGARY	22 526	2 247	1 257
GAMBIA	130	161	90	ROMANIA	24 985	2 506	1 396
GUIN BISSAU	758	102	55	REP S AFRICA	39 118	4 488	2 508
GUINEA	1 827	261	150	USA	558	293	161
LIBERIA	4 980	784	441	INDIA	7 772	726	404
GHANA	8 418	1 467	834	CHINA	9 955	1 318	749
TOGO	1 621	649	362	JAPAN	271	383	209
BENIN	1 896	375	209				
NIGERIA	192 872	30 202	16 945	EXPORTS	1 354 434	419 915	234 139
CAMEROON	4 129	742	407				
GABON	112 578	12 680	7 662	FRANCE	205 985	61 411	34 181
CONGO	26 053	3 761	2 078	BELGIUM LUX	187 311	56 670	31 655
ZAIRE	11 235	1 999	1 113	NETHERLANDS	132 039	50 050	27 939
RWANDA	3 629	474	261	ITALY	58 393	20 294	11 289
ANGOLA	75 805	9 246	5 377	UNTD KINGDOM	63 186	20 608	11 457
ETHIOPIA	3 223	1 263	711	IRELAND	5 992	1 466	814
SOMALIA	4 191	583	314	DENMARK	44 914	16 106	8 964
KENYA	152	110	65	GREECE	4 069	1 020	576
UGANDA	249	132	72	PORTUGAL	747	275	152
TANZANIA	2 771	754	433	SPAIN	9 148	2 921	1 640
ZAMBIA	213	173	96	ICELAND	784	197	110
ZIMBABWE	70	109	60	NORWAY	8 285	4 453	2 449
REP S AFRICA	115 726	36 035	20 468	SWEDEN	154 317	47 718	26 659
BOTSWANA	33 270	4 344	2 533	FINLAND	19 406	5 923	3 304
USA	1 685 016	226 733	127 398	SWITZERLAND	71 302	26 333	15 781
CANADA	160 047	36 018	20 290	AUSTRIA	156 970	44 563	24 819
MEXICO	75 973	12 901	7 303	YUGOSLAVIA	1 475	1 145	653
NICARAGUA	223	55	32	TURKEY	1 010	514	287
COSTA RICA	215	126	70	SOVIET UNION	4 898	1 101	629
PANAMA	64	108	60	CZECHOSLOVA	420	179	104
CUBA	7 192	1 094	605	HUNGARY	5 051	1 265	705
JAMAICA	231	395	215	ALGERIA	6 653	3 665	1 998
TRINIDAD TOB	152	171	97	LIBYA	3 623	581	328
NETH ANTILL	13 673	3 117	1 731	EGYPT	2 272	858	483
COLOMBIA	6 039	1 610	901	SUDAN	63	87	47
VENEZUELA	159 654	24 269	13 427	MAURITANIA	3 530	389	212
GUYANA	1 952	733	405	LIBERIA	78 368	6 457	3 569
SURINAME	462	93	51	GHANA	8 000	961	538
FRENCH GUIAN	1	106	60	NIGERIA	6 249	1 066	595
PERU	1 850	871	479	GABON	1 500	40	75
BRAZIL	27 296	27 705	15 245	REP S AFRICA	231	203	117
CHILE	10 768	3 067	1 729	USA	59 413	23 369	13 084
BOLIVIA	194	133	80	CANADA	5 126	2 011	1 117
URUGUAY	18	59	31	MEXICO	5 115	2 520	1 461
ARGENTINA	9 649	4 300	2 389	JAMAICA	490	106	57
CYPRUS	1 053	220	118	VENEZUELA	5 538	2 581	1 412
LEBANON	263	122	68	ARGENTINA	166	147	81
SYRIA	74 318	13 346	7 483	IRAQ	6 883	2 341	1 350
IRAQ	52 903	18 036	10 362	IRAN	358	119	65
IRAN	94 809	24 742	14 050	ISRAEL	4 914	864	482
ISRAEL	20 770	5 903	3 286	SAUDI ARABIA	2 658	670	372
JORDAN	11 262	1 401	759	ARAB EMIRAT	1 022	318	174
SAUDI ARABIA	396 442	49 585	27 511	NORTH YEMEN	11 174	1 786	985
KUWAIT	26 728	4 796	2 718	PAKISTAN	204	123	70
BAHRAIN	962	213	123	INDIA	1 884	1 374	754
QATAR	1 018	296	164	THAILAND	785	147	82
ARAB EMIRAT	162 665	20 697	11 587	SINGAPORE	248	121	66
OMAN	34 452	5 237	2 948	AUSTRALIA	949	212	116
NORTH YEMEN	50 436	7 402	4 100				
SOUTH YEMEN	3 600	567	316	681 SILVER, PLATINUM, ETC			
AFGHANISTAN	1 938	502	272				
PAKISTAN	76 526	12 338	6 914	IMPORTS	14 136	1 345 415	750 152
INDIA	244 236	57 098	31 856				
BANGLADESH	1 019	189	103	FRANCE	350	20 240	11 204
SRI LANKA	736	170	89	BELGIUM LUX	1 031	42 037	23 053
BURMA	14 342	1 925	1 069	NETHERLANDS	457	78 333	43 630
THAILAND	2 866	623	347	ITALY	10	746	415
INDONESIA	41 497	7 602	4 238	UNTD KINGDOM	3 429	329 742	184 365
MALAYSIA	47 051	6 298	3 480	IRELAND	55	2 124	1 171
BRUNEI	886	133	79	DENMARK	13	523	290
SINGAPORE	76 646	12 340	6 974	SPAIN	64	4 053	2 246
PHILIPPINES	9 909	1 607	912	NORWAY	11	21 886	12 232
CHINA	1 763 004	245 497	138 354	SWEDEN	1 488	61 910	34 667
NORTH KOREA	20 942	11 712	6 503	FINLAND	19	733	409
SOUTH KOREA	28 513	14 610	8 101	SWITZERLAND	1 113	166 650	92 650
JAPAN	3 789	2 825	1 560	AUSTRIA	2 023	54 578	29 912
TAIWAN	26 469	3 669	2 104	YUGOSLAVIA	111	4 343	2 459

6 IMPORTS AND EXPORTS (SPECIAL TRADE) BY GROUPS OF THE SITC-REV. II AND BY COUNTRIES OF PRODUCTION AND CONSUMPTION 1987

GROUP COUNTRY	DT * 100 KG	1 000 DM	1 000 \$	GROUP COUNTRY	DT * 100 KG	1 000 DM	1 000 \$
TURKEY	4	168	93	SPAIN	48 084	19 721	11 006
SOVIET UNION	95	111 485	62 643	NORWAY	101 108	34 415	19 197
POLAND	992	41 281	23 136	SWEDEN	92 318	46 035	25 637
CZECHOSLOVA	22	3 952	2 312	FINLAND	103 079	48 221	27 111
HUNGARY	45	1 965	1 098	SWITZERLAND	140 263	84 719	47 340
BULGARIA	17	2 309	1 385	AUSTRIA	136 883	70 166	39 128
MOROCCO	106	4 698	2 585	YUGOSLAVIA	124 842	35 919	20 213
ZAIRE	4	153	91	TURKEY	767	230	123
REP S AFRICA	196	268 779	149 806	SOVIET UNION	298 190	87 807	49 225
USA	1 445	76 982	43 056	POLAND	1 017 315	308 118	172 904
CANADA		72	40	CZECHOSLOVA		369	200
MEXICO	134	4 715	2 570	HUNGARY	67 431	16 171	9 080
COLOMBIA		181	100	BULGARIA	1 194	308	185
CHILE	51	2 313	1 259	ALBANIA	10 907	2 865	1 578
SAUDI ARABIA	7	202	110	ZAIRE	641 018	184 186	102 855
ARAB EMIRAT	8	365	209	TANZANIA	248	80	45
CHINA		3 904	2 156	MOZAMBIQUE	780	230	133
NORTH KOREA	536	22 443	12 432	ZAMBIA	82 169	26 524	15 156
SOUTH KOREA	10	320	175	ZIMBABWE	20 236	5 462	2 993
JAPAN		139	76	REP S AFRICA	404 453	121 149	67 263
HONG KONG	231	8 750	4 819	BOTSWANA	27 212	6 958	3 878
AUSTRALIA	50	2 222	1 233	USA	22 709	41 990	23 329
EXPORTS	13 889	876 865	488 819	CANADA	110 062	33 436	18 753
FRANCE	574	43 986	24 470	VENEZUELA	1 242	367	198
BELGIUM LUX	822	29 304	16 276	PERU	122 639	34 082	18 852
NETHERLANDS	431	40 978	22 811	BRAZIL	861	338	186
ITALY	1 692	67 656	37 778	CHILE	1 066 522	294 913	163 133
UNTD KINGDOM	628	44 666	24 535	URUGUAY	79	83	45
IRELAND	29	264	148	IRAQ	1 318	458	281
DFNMARK	160	5 433	3 019	IRAN	10 152	2 958	1 601
GREECE	110	2 614	1 471	SINGAPORE	196	148	83
PORTUGAL	623	23 217	12 999	CHINA	629	986	535
SPAIN	377	10 138	5 681	JAPAN	14 136	15 866	8 830
ICELAND		75	41	TAIWAN	489	655	386
NORWAY	277	9 931	5 515	HONG KONG	166	314	174
SWEDEN	919	20 805	11 700	AUSTRALIA	72 647	22 133	12 311
FINLAND	446	3 872	2 160	AMER OCEANIA	238	65	36
SWITZERLAND	1 427	308 032	172 308	EXPORTS	5 668 710	3 060 348	1 709 319
AUSTRIA	1 727	67 824	37 629	FRANCE	780 738	408 115	228 147
MALTA		159	85	BELGIUM LUX	282 410	147 287	82 318
YUGOSLAVIA	65	2 237	1 239	NETHERLANDS	569 039	278 992	155 794
TURKEY	86	3 726	2 068	ITALY	599 773	296 209	165 471
SOVIET UNION		94	57	UNTD KINGDOM	561 568	304 486	169 989
POLAND	48	1 367	755	IRELAND	21 085	12 826	7 157
CZECHOSLOVA	27	3 547	1 963	DENMARK	211 800	99 043	55 355
HUNGARY	330	19 517	10 810	GREECE	18 125	10 587	5 930
ROMANIA	6	174	105	PORTUGAL	30 164	18 085	10 096
BULGARIA	448	7 334	4 115	SPAIN	115 450	82 332	46 092
MOROCCO	3	61	35	CANARY IS	4 924	2 516	1 393
ALGERIA	31	268	148	ICELAND	674	758	428
LIBYA	17	1 129	622	NORWAY	75 536	38 813	21 638
EGYPT	148	941	519	SWEDEN	258 416	125 519	70 294
ANGOLA	7	60	37	FINLAND	99 600	54 122	30 152
REP S AFRICA	162	2 176	1 221	SWITZERLAND	428 482	222 860	124 193
USA	134	33 243	18 572	AUSTRIA	459 187	225 366	125 536
CANADA	26	1 119	624	MALTA	485	481	266
MEXICO		347	192	YUGOSLAVIA	18 019	16 330	9 152
JAMAICA	2	67	37	TURKEY	114 648	46 741	26 246
COLOMBIA		400	227	SOVIET UNION	28 534	44 700	24 777
VENEZUELA		176	99	POLAND	7 257	9 437	5 334
BRAZIL	61	13 276	7 328	CZECHOSLOVA	5 829	7 208	4 017
CHILE	12	230	131	HUNGARY	29 096	22 156	12 541
ARGENTINA	1	418	233	ROMANIA	3 295	2 747	1 529
CYPRUS	33	1 343	756	BULGARIA	18 192	20 275	11 361
LEBANON	4	161	88	ALBANIA	1 798	1 236	684
SYRIA	62	93	54	MOROCCO	11 087	5 097	2 874
IRAQ	1	119	71	ALGERIA	11 949	6 379	3 548
IRAN	112	806	450	TUNISIA	1 197	529	285
ISRAEL	190	5 466	3 073	LIBYA	358	452	247
SAUDI ARABIA	182	1 116	619	EGYPT	14 601	8 410	4 703
KUWAIT	10	436	242	GHANA	1 182	788	444
ARAB EMIRAT	15	584	320	NIGERIA	9 440	4 267	2 380
OMAN	10	121	67	ZAIRE	367	109	62
PAKISTAN	8	135	73	ETHIOPIA	209	157	90
INDIA	16	879	495	KENYA	990	648	356
THAILAND	171	6 553	3 621	MAURITIUS	105	80	45
MALAYSIA	41	176	98	ZIMBABWE	290	166	99
SINGAPORE	732	26 555	14 851	REP S AFRICA	37 558	28 564	15 841
PHILIPPINES	6	99	57	USA	408 809	236 188	132 056
CHINA		145	78	CANADA	27 018	16 571	9 216
NORTH KOREA		109	60	MEXICO	2 804	2 072	1 163
SOUTH KOREA	2	696	393	GUATEMALA	55	58	33
JAPAN	40	51 518	28 616	COSTA RICA	87	101	55
TAIWAN	84	1 771	982	PANAMA	174	114	63
HONG KONG	157	4 507	2 538	CUBA	488	781	434
MACAO		106	57	HAITI	248	134	82
AUSTRALIA	128	1 641	909	DOMINIC REP	210	100	53
NEW ZEALAND	8	373	212	TRINIDAD TOB	47	138	76
				NETH ANTILL	139	79	43
682 COPPER EXC CEMENT COPPER				COLOMBIA	1 380	896	502
IMPORTS	7 468 533	2 651 227	1 478 768	VENEZUELA	9 379	5 059	2 874
FRANCE	672 636	293 898	163 747	ECUADOR	239	130	70
BELGIUM LUX	1 396 309	532 502	296 970	PERU	1 845	1 101	614
NETHERLANDS	143 658	53 844	29 943	BRAZIL	18 064	19 906	11 083
ITALY	262 530	119 910	66 806	CHILE	57	147	80
UNTD KINGDOM	196 153	81 440	45 556	URUGUAY	65	108	56
IRELAND	332	234	130	ARGENTINA	3 560	6 370	3 562
DENMARK	19 829	6 442	3 575	CYPRUS	797	684	385
GREECE	33 406	14 186	7 885	LEBANON	859	625	348
PORTUGAL	181	132	76	SYRIA	1 290	614	343
				IRAQ	31 994	12 076	6 784
				IRAN	35 132	17 493	9 777

6 IMPORTS AND EXPORTS (SPECIAL TRADE) BY GROUPS OF THE SITC-REV. 11 AND BY COUNTRIES OF PRODUCTION AND CONSUMPTION 1987

GROUP COUNTRY	DT * 100 KG	1 000 DM	1 000 \$	GROUP COUNTRY	DT * 100 KG	1 000 DM	1 000 \$
ISRAEL	49 934	24 570	13 692	IRAQ	262	565	317
JORDAN	1 133	903	501	IRAN	508	1 280	704
SAUDI ARABIA	21 754	12 624	7 156	ISRAEL	1 040	1 370	755
KUWAIT	4 307	2 267	1 241	SAUDI ARABIA	85	245	139
BAHRAIN	171	277	160	ARAB EMIRAT	221	509	285
QATAR	368	347	193	PAKISTAN	186	843	475
ARAB EMIRAT	1 774	1 768	998	INDIA	842	1 959	1 102
OMAN	346	206	125	THAILAND	273	671	374
PAKISTAN	2 138	1 569	883	INDONESIA	428	1 019	575
INDIA	45 118	19 893	11 075	SINGAPORE	101	360	192
BANGLADESH	350	161	88	PHILIPPINES	162	274	150
SRI LANKA	785	520	289	CHINA	75	171	93
THAILAND	1 706	1 118	623	SOUTH KOREA	672	1 689	938
INDONESIA	9 297	6 150	3 429	JAPAN	3 756	6 473	3 639
MALAYSIA	10 232	3 903	2 198	TAIWAN	725	1 568	881
SINGAPORE	19 697	19 903	11 041	HONG KONG	210	401	224
PHILIPPINES	658	735	406	AUSTRALIA	1 228	2 598	1 460
CHINA	13 000	5 746	3 172	NEW ZEALAND	138	221	130
NORTH KOREA	70	155	87				
SOUTH KOREA	3 797	4 256	2 374	684 ALUMINIUM			
JAPAN	5 554	4 506	2 548	IMPORTS	11 071 449	4 056 865	2 263 495
TAIWAN	48 884	26 834	15 050	FRANCE	1 257 525	580 759	325 022
HONG KONG	36 285	37 330	20 904	BELGIUM LUX	715 868	286 939	159 872
AUSTRALIA	12 260	6 909	3 867	NETHERLANDS	1 109 286	480 477	267 877
NEW ZEALAND	379	571	321	ITALY	537 526	244 925	136 652
				UNITED KINGDOM	865 080	292 709	163 106
683 NICKEL				IRELAND	862	722	408
IMPORTS	649 522	611 195	342 218	DENMARK	185 507	80 427	44 683
FRANCE	53 885	60 609	33 893	GREECE	83 739	34 400	19 105
BELGIUM LUX	2 933	3 401	1 901	PORTUGAL	223	139	79
NETHERLANDS	2 839	3 429	1 897	SPAIN	263 816	72 714	39 957
ITALY	579	1 405	782	ICELAND	301 697	80 376	44 643
UNITED KINGDOM	84 902	98 521	55 108	NORWAY	2 429 286	696 310	388 894
IRELAND	385	1 402	797	SWEDEN	244 451	77 483	43 361
DENMARK	49	79	42	FINLAND	24 603	6 673	3 738
SPAIN	16	103	59	SWITZERLAND	449 614	249 285	139 060
NORWAY	52 020	43 598	24 524	AUSTRIA	561 173	277 145	154 455
SWEDEN	1 726	4 346	2 424	MALTA	638	222	130
FINLAND	20 858	16 987	9 551	YUGOSLAVIA	242 663	72 164	40 148
SWITZERLAND	1 322	4 107	2 288	TURKEY	34 372	14 013	7 801
AUSTRIA	1 070	2 987	1 661	SOVIET UNION	34 674	6 796	4 928
MALTA	604	584	348	POLAND	4 404	2 464	1 381
SOVIET UNION	229 477	187 962	105 667	CZECHOSLOVAKIA	6 793	1 947	1 074
POLAND	255	246	136	HUNGARY	109 937	32 551	18 204
HUNGARY	3 091	3 171	1 807	ROMANIA	214 627	54 312	30 282
ZIMBABWE	18 868	15 148	8 418	EGYPT	131 965	35 178	19 708
REP S AFRICA	32 645	27 040	15 180	GHANA	399 724	109 958	61 196
USA	10 025	33 259	18 427	CAMEROON	89 282	24 316	13 742
CANADA	79 435	61 847	34 435	REP S AFRICA	13 845	3 824	2 067
CHINA	4 080	3 148	1 760	BOTSWANA	1 240	431	256
JAPAN	316	897	494	USA	47 753	32 455	18 026
AUSTRALIA	48 052	36 871	20 591	MEXICO	700	399	224
EXPORTS	204 548	343 914	192 053	COLOMBIA	248	72	44
FRANCE	55 689	72 658	40 436	VENEZUELA	99 027	25 816	14 305
BELGIUM LUX	8 704	11 451	6 425	SURINAME	70 680	19 424	10 769
NETHERLANDS	32 014	36 014	20 249	BRAZIL	306 490	80 218	45 645
ITALY	16 831	33 433	18 904	ARGENTINA	37 001	10 533	5 922
UNITED KINGDOM	15 721	34 409	19 141	LEBANON	535	215	122
IRELAND	1 529	3 405	1 895	ISRAEL	19 959	9 848	5 475
DENMARK	792	2 071	1 150	BAHRAIN	32 442	9 825	5 441
GREECE	111	270	149	THAILAND	737	223	135
PORTUGAL	297	699	492	SINGAPORE	8	256	142
SPAIN	3 322	7 287	4 062	CHINA	10 497	2 738	1 518
NORWAY	301	919	505	SOUTH KOREA	196	111	62
SWEDEN	1 598	4 003	2 219	JAPAN	7 395	9 504	5 302
FINLAND	441	1 365	756	TAIWAN	64	76	42
SWITZERLAND	7 057	17 467	9 759	HONG KONG	183	80	44
AUSTRIA	4 661	10 171	5 725	AUSTRALIA	25 079	5 965	3 267
MALTA	9	83	47	NEW ZEALAND	130	104	58
YUGOSLAVIA	1 842	4 283	2 379	EXPORTS	8 958 877	4 436 764	2 474 179
TURKEY	551	1 204	678	FRANCE	1 585 700	767 057	427 374
SOVIET UNION	1	67	38	BELGIUM LUX	711 300	319 299	178 084
POLAND	162	650	361	NETHERLANDS	950 945	453 620	253 045
CZECHOSLOVAKIA	241	1 135	629	ITALY	1 170 033	499 853	278 628
HUNGARY	320	1 417	783	UNITED KINGDOM	1 011 076	523 767	291 210
ROMANIA	440	1 101	608	IRELAND	56 390	33 039	18 327
BULGARIA	669	1 984	1 128	DENMARK	246 767	129 036	71 938
MOROCCO	79	195	109	GREECE	69 824	34 469	19 085
ALGERIA	110	406	221	PORTUGAL	31 448	20 895	11 653
TUNISIA	36	102	58	SPAIN	138 790	88 341	49 215
EGYPT	243	1 598	867	CANARY IS	2 202	2 723	1 507
NIGERIA	17	59	33	ICELAND	1 331	1 041	582
ANGOLA	28	71	41	NORWAY	122 038	67 389	37 503
ZIMBABWE	55	92	53	SWEDEN	253 454	138 121	76 894
REP S AFRICA	1 228	3 394	1 889	FINLAND	121 576	62 572	35 057
USA	32 259	54 791	30 488	SWITZERLAND	577 106	294 451	163 794
CANADA	2 734	4 530	2 521	AUSTRIA	698 463	289 953	161 851
MEXICO	1 234	2 386	1 313	ANDORRA	351	284	156
GUATEMALA	22	77	43	MALTA	7 770	2 840	1 603
COSTA RICA	7	77	44	YUGOSLAVIA	30 839	24 277	13 613
CUBA	35	415	227	TURKEY	58 465	23 440	13 137
JAMAICA	49	73	43	SOVIET UNION	6 974	5 127	2 884
COLOMBIA	58	277	153	POLAND	4 341	4 311	2 419
VENEZUELA	687	1 362	756	CZECHOSLOVAKIA	9 206	4 831	2 746
ECUADOR	109	181	102	HUNGARY	9 223	6 074	3 401
PERU	222	474	263	ROMANIA	220	389	222
BRAZIL	226	853	478	BULGARIA	17 278	16 011	9 148
CHILE	83	252	140	ALBANIA	296	238	131
ARGENTINA	445	1 344	752	MOROCCO	6 893	3 869	2 190
SYRIA	241	295	162	ALGERIA	32 973	11 884	6 682

6 IMPORTS AND EXPORTS (SPECIAL TRADE) BY GROUPS OF THE SITC-REV. II AND BY COUNTRIES OF PRODUCTION AND CONSUMPTION 1987

GROUP COUNTRY	DT * 100 KG	1 000 DM	1 000 \$	GROUP COUNTRY	DT * 100 KG	1 000 DM	1 000 \$
TUNISIA	2 767	2 111	1 179	MOROCCO	2 753	355	194
LIBYA	9 992	4 129	2 389	KENYA	402	528	305
EGYPT	6 075	5 424	3 036	REP S AFRICA	923	380	217
SUDAN	434	661	362	USA	360	203	111
MAURITANIA	404	123	69	MEXICO	747	80	48
SENEGAL	376	373	202	CHINA	483	54	32
GUINEA	51	105	57	NORTH KOREA	26 215	5 264	2 904
LIBERIA	3 863	911	505	AUSTRALIA	35 217	4 013	2 228
IVORY COAST	709	725	409	EXPORTS	1 067 532	168 894	94 547
GHANA	161	189	103	FRANCE	128 837	17 981	10 078
TOGO	80	311	170	BELGIUM LUX	53 852	10 687	5 950
NIGERIA	8 167	4 168	2 327	NETHERLANDS	83 936	18 389	10 250
CAMEROON	1 999	8 662	4 915	ITALY	197 670	25 909	14 496
ZAIRE	234	714	392	UNTD KINGDOM	21 292	5 187	2 958
RWANDA	45	168	93	DENMARK	124 953	15 559	8 683
ANGOLA	162	106	57	GREECE	8 083	1 060	593
ETHIOPIA	495	609	346	PORTUGAL	13 839	1 670	916
KENYA	4 778	3 827	2 127	SPAIN	6 207	2 082	1 168
UGANDA	234	158	96	NORWAY	4 070	674	381
TANZANIA	625	450	251	SWEDEN	17 479	4 076	2 278
MOZAMBIQUE	135	102	61	FINLAND	6 178	1 144	637
MADAGASCAR	66	120	67	SWITZERLAND	28 927	4 312	2 408
MAURITIUS	127	193	110	AUSTRIA	99 761	13 293	7 466
ZIMBABWE	1 068	711	390	YUGOSLAVIA	71	62	34
REP S AFRICA	45 210	23 866	13 121	TURKEY	9 496	1 036	595
USA	267 714	171 000	95 618	SOVIET UNION	4 651	1 005	598
CANADA	19 273	14 930	8 362	CZECHOSLOVA	54 857	6 126	3 430
MEXICO	5 244	3 416	1 916	HUNGARY	3 262	1 638	903
GUATEMALA	4 015	2 282	1 264	ROMANIA	102	107	62
HONDURAS	191	119	66	ALBANIA	143	85	46
EL SALVADOR	3 632	2 409	1 333	ALGERIA	30 025	3 997	2 247
NICARAGUA	198	199	108	TUNISIA	1 002	132	72
COSTA RICA	923	820	447	LIBYA	2 755	339	208
PANAMA	318	385	216	EGYPT	15 465	2 173	1 195
CUBA	14 503	5 378	2 958	GHANA	729	86	47
DOMINIC REP	1 566	992	552	NIGERIA	4 967	582	324
JAMAICA	866	686	391	CAMEROON	200	57	31
TRINIDAD TOB	496	194	116	ZAIRE	40	69	38
ARUBA	113	162	93	ETHIOPIA	59	51	31
COLOMBIA	509	533	303	REP S AFRICA	302	151	81
VENEZUELA	95 044	44 366	24 922	USA	106 868	22 628	12 588
SURINAME	84	108	62	CANADA	622	313	179
ECUADOR	3 462	2 769	1 569	PANAMA	283	148	81
PERU	3 188	2 977	1 664	ECUADOR	88	68	39
BRAZIL	21 930	14 005	7 886	LEBANON	1 100	152	85
CHILE	11 838	6 813	3 753	IRAQ	15 239	2 239	1 371
BOLIVIA	136	180	99	IRAN	261	102	57
PARAGUAY	72	251	140	ISRAEL	2 025	363	207
URUGUAY	230	195	108	JORDAN	5 201	444	243
ARGENTINA	468	599	340	SAUDI ARABIA	7 366	1 159	638
CYPRUS	137	239	132	SOUTH YEMEN	100	81	44
LEBANON	1 158	678	376	NEPAL	510	65	37
SYRIA	1 233	828	463	INDONESIA	2 650	597	323
IRAQ	9 651	4 963	2 940	SOUTH KOREA	397	110	60
IRAN	15 613	10 085	5 687	HONG KONG	261	67	36
ISRAEL	12 118	11 518	6 397	686 ZINC			
JORDAN	1 098	1 181	662	IMPORTS	2 143 479	352 056	195 568
SAUDI ARABIA	78 999	42 590	23 891	FRANCE	388 883	73 075	40 533
KUWAIT	3 930	3 525	1 975	BELGIUM LUX	717 390	112 182	62 314
BAHRAIN	1 791	1 199	661	NETHERLANDS	455 599	71 022	39 485
QATAR	76	101	55	ITALY	44 822	9 441	5 239
ARAB EMIRAT	3 211	2 254	1 248	UNTD KINGDOM	5 205	1 165	649
OMAN	97	165	91	SPAIN	15 889	2 484	1 348
NORTH YEMEN	100	164	92	NORWAY	226 467	32 577	18 126
AFGHANISTAN	126	247	135	SWEDEN	10 566	1 296	707
PAKISTAN	12 141	6 715	4 900	FINLAND	135 293	20 276	11 289
INDIA	10 303	9 732	5 431	SWITZERLAND	502	113	65
BANGLADESH	705	440	244	AUSTRIA	3 817	1 255	698
SRI LANKA	2 248	2 160	1 213	YUGOSLAVIA	35 809	9 576	5 336
NEPAL	283	225	122	POLAND	10 963	2 011	1 111
BURMA	72	97	55	ALGERIA	2 037	299	171
THAILAND	4 009	3 656	2 076	ZAIRE	5 773	913	502
VIETNAM	200	66	36	TANZANIA	493	80	43
INDONESIA	5 983	4 548	2 521	REP S AFRICA	2 093	365	201
MALAYSIA	2 286	2 349	1 320	USA	15 866	3 838	2 144
SINGAPORE	19 088	17 178	9 598	CANADA	42 420	6 279	3 462
PHILIPPINES	7 965	3 935	2 169	BRAZIL	557	130	73
CHINA	37 084	17 639	10 014	INDIA	186	92	55
NORTH KOREA	7	79	45	CHINA	11 543	1 749	979
SOUTH KOREA	57 368	26 112	14 624	NORTH KOREA	7 788	1 211	674
JAPAN	129 315	49 560	27 959	JAPAN	58	57	32
TAIWAN	40 072	25 200	14 083	HONG KONG	3 012	451	265
HONG KONG	7 796	5 416	3 003	EXPORTS	1 351 867	249 553	138 999
AUSTRALIA	13 059	13 343	7 483	FRANCE	272 078	51 729	28 853
NEW ZEALAND	1 173	1 402	772	BELGIUM LUX	118 017	20 285	11 263
FR POLYNESIA	416	494	290	NETHERLANDS	108 903	22 181	12 392
	71	84	44	ITALY	317 318	51 251	28 446
				UNTD KINGDOM	95 385	16 724	9 274
				IRELAND	2 137	384	214
				DENMARK	18 057	4 313	2 418
				GREECE	7 576	1 282	710
				PORTUGAL	3 715	941	530
				SPAIN	6 271	1 723	957
				ICELAND	335	63	36
				NORWAY	5 403	1 288	717
				SWEDEN	6 489	1 234	695
				FINLAND	1 046	324	177
685 LEAD							
IMPORTS	1 075 657	135 387	75 547	FRANCE	272 078	51 729	28 853
FRANCE	234 132	27 094	15 170	BELGIUM LUX	118 017	20 285	11 263
BELGIUM LUX	177 355	21 249	11 888	NETHERLANDS	108 903	22 181	12 392
NETHERLANDS	146 615	17 080	9 504	ITALY	317 318	51 251	28 446
ITALY	2 292	456	259	UNTD KINGDOM	95 385	16 724	9 274
UNTD KINGDOM	417 725	54 859	30 582	IRELAND	2 137	384	214
PORTUGAL	4 249	355	217	DENMARK	18 057	4 313	2 418
SPAIN	1 659	478	267	GREECE	7 576	1 282	710
SWEDEN	16 764	1 862	1 025	PORTUGAL	3 715	941	530
FINLAND	1 170	105	58	SPAIN	6 271	1 723	957
SWITZERLAND	2 472	362	198	ICELAND	335	63	36
AUSTRIA	1 933	292	163	NORWAY	5 403	1 288	717
YUGOSLAVIA	658	132	74	SWEDEN	6 489	1 234	695
				FINLAND	1 046	324	177

6 IMPORTS AND EXPORTS (SPECIAL TRADE) BY GROUPS OF THE SITC-REV. II AND BY COUNTRIES OF PRODUCTION AND CONSUMPTION 1987

GROUP COUNTRY	DT = 100 KG	1 000 DM	1 000 \$	GROUP COUNTRY	DT = 100 KG	1 000 DM	1 000 \$
SWITZERLAND	75 206	15 460	8 637	PAKISTAN	114	144	81
AUSTRIA	75 153	16 989	9 415	INDIA	1 906	2 218	1 250
YUGOSLAVIA	666	168	96	MALAYSIA	23	62	36
TURKEY	19 015	2 965	1 652	SOUTH KOREA	72	279	158
CZECHOSLOVA	32 929	5 102	2 828	TAIWAN	40	125	69
HUNGARY	3 951	807	445				
ROMANIA	1 100	215	119	688 URANIUM, THORIUM ALLOYS			
BULGARIA	60	86	50				
ALBANIA	1 325	654	359	IMPORTS	34	1 098	628
MOROCCO	608	151	83				
ALGERIA	731	233	128	FRANCE	9	90	45
TUNISIA	205	60	34	UNTD KINGDOM	11	540	312
EGYPT	837	213	118	USA		174	106
NIGERIA	2 143	690	375	CANADA	14	278	153
KENYA	6 830	1 016	566				
REP S AFRICA	4 506	1 190	663	EXPORTS	41	813	442
USA	73 879	11 921	6 791				
CANADA	14 722	2 599	1 405	ITALY	21	427	231
COSTA RICA	18 994	2 983	1 633	CANADA	20	363	200
CUBA	120	192	114				
VENEZUELA	1 966	556	305	689 NON-FER BASE METALS NES			
BRAZIL	6 837	1 090	638				
CHILE	310	115	65	IMPORTS	460 571	370 975	206 953
SYRIA	208	101	55				
IRAQ	10 457	1 719	926	FRANCE	50 167	35 187	19 538
IRAN	13 395	2 254	1 282	BELGIUM LUX	36 342	25 021	13 866
ISRAEL	220	81	42	NETHERLANDS	12 234	6 190	3 426
SAUDI ARABIA	2 932	452	247	ITALY	30 870	18 510	10 252
ARAB EMIRAT	998	136	72	UNTD KINGDOM	7 715	12 006	6 717
PAKISTAN	1 000	161	87	IRELAND	78	57	31
INDIA	141	56	30	DENMARK	1 532	741	409
THAILAND	1 052	341	189	GREECE	255	57	33
CHINA	4 990	692	424	SPAIN	110	73	40
JAPAN	1 241	1 570	883	NORWAY	99 037	59 358	33 207
TAIWAN	5 662	1 009	555	SWEDEN	4 949	2 411	1 347
HONG KONG	2 731	923	514	FINLAND	739	1 472	812
AUSTRALIA	968	400	226	SWITZERLAND	2 319	3 333	1 872
NEW ZEALAND	243	96	53	AUSTRIA	14 390	28 324	15 809
				YUGOSLAVIA	16 898	9 779	5 423
687 TIN				TURKEY	4 698	2 279	1 264
				SOVIET UNION	5 887	3 678	2 066
IMPORTS	193 961	244 673	135 941	CZECHOSLOVA	9	368	213
				HUNGARY	566	1 172	654
FRANCE	387	616	342	NIGERIA	2 415	624	345
BELGIUM LUX	4 075	3 724	2 089	ZAIRE	14 136	42 706	23 934
NETHERLANDS	18 128	25 712	14 222	ZAMBIA	1 936	4 750	2 674
UNTD KINGDOM	34 402	42 710	23 724	REP S AFRICA	30 666	11 894	6 649
DENMARK	77	183	100	USA	79 766	60 490	33 853
SPAIN	348	501	275	CANADA	2 563	6 540	3 632
NORWAY	117	88	48	PERU	679	892	507
SWITZERLAND	182	221	121	BOLIVIA	302	129	71
AUSTRIA	306	354	194	LEBANON	282	74	43
ANDORRA	60	141	76	ISRAEL	260	185	109
SOVIET UNION	748	797	442	KUWAIT	254	72	39
NIGERIA	1 733	2 143	1 192	CHINA	19 650	12 360	6 986
RWANDA	188	619	337	SOUTH KOREA	1 390	2 886	1 603
ZIMBABWE	2 165	2 689	1 511	JAPAN	15 280	16 031	8 850
REP S AFRICA	1 955	2 457	1 349	TAIWAN	79	175	96
USA	1 830	2 364	1 314	HONG KONG	1 648	836	463
BRAZIL	22 430	27 481	15 470				
CHILE	300	366	211	EXPORTS	75 861	148 522	82 861
BOLIVIA	2 687	3 324	1 819				
BURMA	100	123	67	FRANCE	6 322	13 894	7 716
THAILAND	31 440	39 330	21 670	BELGIUM LUX	7 557	10 301	5 729
INDONESIA	16 023	20 099	11 194	NETHERLANDS	10 098	15 801	8 824
MALAYSIA	30 172	37 974	21 113	ITALY	5 564	6 013	3 346
SINGAPORE	8 193	10 323	5 750	UNTD KINGDOM	13 466	23 494	13 162
CHINA	13 726	17 614	9 801	IRELAND	52	244	191
SOUTH KOREA	255	311	171	DENMARK	337	758	424
TAIWAN	202	254	151	GREECE	102	819	457
HONG KONG	670	843	466	PORTUGAL	66	305	170
AUSTRALIA	1 000	1 241	681	SPAIN	1 172	1 743	981
				NORWAY	477	469	259
EXPORTS	31 980	40 794	22 757	SWEDEN	5 484	5 457	3 032
				FINLAND	133	452	252
FRANCE	2 035	2 852	1 600	SWITZERLAND	1 040	6 310	3 524
BELGIUM LUX	2 599	3 619	2 022	AUSTRIA	7 819	8 361	4 656
NETHERLANDS	3 135	3 115	1 726	YUGOSLAVIA	134	796	447
ITALY	2 483	3 468	1 937	TURKEY	81	359	198
UNTD KINGDOM	5 503	4 635	2 579	POLAND	39	862	472
DENMARK	963	976	546	CZECHOSLOVA	366	1 504	838
GREECE	362	745	413	HUNGARY	358	2 816	1 558
PORTUGAL	105	176	100	ROMANIA	35	110	69
SPAIN	1 168	1 547	859	BULGARIA	26	243	136
NORWAY	588	891	495	REP S AFRICA	120	1 015	566
SWEDEN	630	1 172	644	USA	9 687	21 573	12 068
FINLAND	336	574	322	CANADA	249	1 182	657
SWITZERLAND	2 247	2 949	1 637	CUBA	19	222	122
AUSTRIA	4 087	5 888	3 277	BRAZIL	195	525	287
ANDORRA	159	201	110	CHILE	4	81	46
YUGOSLAVIA	729	1 200	671	ARGENTINA	5	73	41
TURKEY	70	116	63	ISRAEL	95	511	288
POLAND	83	161	90	INDIA	380	1 216	681
HUNGARY	200	378	211	CHINA	46	459	261
BULGARIA	36	80	44	NORTH KOREA	2	184	102
ALBANIA	400	555	308	SOUTH KOREA	40	258	140
ALGERIA	150	204	111	JAPAN	3 604	17 342	9 688
TUNISIA	67	133	74	TAIWAN	534	1 970	1 101
REP S AFRICA	89	186	108	HONG KONG	6	83	44
USA	359	725	414	AUSTRALIA	5	132	68
CANADA	598	322	183				
BRAZIL	57	219	126				
IRAN	89	116	66				
ISRAEL	84	113	60				

6 IMPORTS AND EXPORTS (SPECIAL TRADE) BY GROUPS OF THE SITC-REV. 11 AND BY COUNTRIES OF PRODUCTION AND CONSUMPTION 1987

GROUP COUNTRY	DT * 100 KG	1 000 DM	1 000 \$	GROUP COUNTRY	DT * 100 KG	1 000 DM	1 000 \$
69 ¹ STRUCTURES AND PARTS NES							
IMPORTS	3 936 889	1 260 359	703 722	MARTINIQUE	233	152	92
FRANCE	756 762	187 005	104 281	JAMAICA	149	351	191
BELGIUM LUX	568 488	176 499	98 779	NETH ANTILL	148	169	99
NETHERLANDS	981 472	276 425	154 891	COLOMBIA	454	420	235
ITALY	147 272	68 063	38 079	VENEZUELA	139	576	314
UNTD KINGDOM	115 281	49 484	27 652	FRENCH GUIAN	1 268	2 456	1 321
IRELAND	4 746	2 571	1 430	ECUADOR	250	95	51
DENMARK	142 436	75 464	42 239	PERU	3 894	3 871	2 200
GREECE	527	254	147	BRAZIL	2 260	5 956	3 208
PORTUGAL	262	103	56	CHILE	7 567	2 004	1 120
SPAIN	13 412	4 967	2 785	PARAGUAY	2 285	1 375	755
NORWAY	6 478	2 552	1 430	ARGENTINA	250	371	219
SWEDEN	90 825	42 883	23 853	CYPRUS	1 142	830	464
FINLAND	24 487	11 959	6 639	SYRIA	11 223	9 664	5 262
SWITZERLAND	241 193	123 671	68 852	IRAQ	85 236	26 027	14 517
AUSTRIA	432 626	159 549	88 826	IRAN	1 714	1 148	633
YUGOSLAVIA	14 609	5 236	2 888	ISRAEL	4 305	5 227	2 957
TURKEY	4 002	1 482	845	JORDAN	1 172	1 521	842
POLAND	200 985	22 184	12 396	SAUDI ARABIA	32 962	22 587	12 476
CZECHOSLOVA	8 273	1 644	903	KUWAIT	6 979	6 043	3 403
HUNGARY	140 180	26 172	14 476	BAHRAIN	645	723	392
ROMANIA	10 714	1 934	1 065	QATAR	1 347	1 200	659
BULGARIA	546	75	46	ARAB EMIRAT	62 472	27 500	15 303
TOGO	3 390	322	183	OMAN	658	572	316
REP S AFRICA	1 063	439	243	NORTH YEMEN	629	414	227
USA	12 465	13 302	7 369	AFGHANISTAN	280	137	74
CANADA	8 904	3 803	2 092	PAKISTAN	1 529	1 018	554
LEBANON	193	74	41	INDIA	2 963	4 125	2 271
ISRAEL	3 516	1 072	589	BANGLADESH	8 303	2 394	1 382
JAPAN	843	750	421	SRI LANKA	1 464	574	314
TAIWAN	652	270	148	NEPAL	3 197	3 367	1 859
EXPORTS	4 456 085	2 179 200	1 215 924	BURMA	84	183	102
FRANCE	850 544	330 997	184 457	THAILAND	22 049	8 087	4 573
BELGIUM LUX	439 877	169 299	94 459	INDONESIA	2 205	2 177	1 263
NETHERLANDS	811 617	333 831	185 992	MALAYSIA	1 094	1 136	630
ITALY	121 555	72 900	40 730	SINGAPORE	17 402	9 980	5 514
UNTD KINGDOM	181 954	138 638	77 370	PHILIPPINES	719	834	463
IRELAND	6 055	3 262	1 822	CHINA	22 495	19 675	11 433
DENMARK	141 484	65 107	36 240	SOUTH KOREA	5 149	4 347	2 406
GREECE	16 580	7 125	3 964	JAPAN	5 293	8 768	4 935
PORTUGAL	2 057	2 181	1 245	TAIWAN	3 540	8 242	4 584
SPAIN	34 798	18 845	10 553	HONG KONG	13 382	18 470	10 262
CANARY IS	2 895	2 107	1 187	AUSTRALIA	9 802	8 616	4 883
ICELAND	4 231	3 455	1 933	AUST OCEANIA	364	173	96
FAROE IS	3 511	1 529	871	NEW ZEALAND	1 003	773	444
NORWAY	121 103	49 363	27 439	TONGA	40	187	105
SWEDEN	91 677	48 617	27 120	692 METAL TANKS, BOXES, ETC			
FINLAND	31 393	15 184	8 517	IMPORTS	816 469	403 759	224 536
SWITZERLAND	552 155	293 948	163 842	FRANCE	90 743	51 771	28 774
AUSTRIA	392 420	180 443	100 642	BELGIUM LUX	283 593	109 153	60 570
MALTA	746	472	263	NETHERLANDS	92 581	42 741	23 841
YUGOSLAVIA	3 128	4 534	2 540	ITALY	39 776	29 989	16 640
TURKEY	40 951	23 141	12 888	UNTD KINGDOM	59 628	34 108	18 981
SOVIET UNION	21 877	19 705	11 246	IRELAND	484	340	184
POLAND	6 758	3 420	1 888	DENMARK	15 595	7 589	4 218
CZECHOSLOVA	6 160	6 868	3 876	GREECE	398	174	95
HUNGARY	7 345	5 876	3 272	PORTUGAL	551	366	200
ROMANIA	2 305	454	251	SPAIN	3 514	2 154	1 188
BULGARIA	833	1 196	662	NORWAY	1 335	932	511
MOROCCO	56	53	30	SWEDEN	18 277	11 796	6 594
ALGERIA	10 594	4 859	2 700	FINLAND	1 532	1 552	853
TUNISIA	596	795	433	SWITZERLAND	66 742	40 762	22 653
LIBYA	40 841	20 430	11 772	AUSTRIA	92 942	51 763	28 817
EGYPT	10 659	6 385	3 554	YUGOSLAVIA	6 772	2 202	1 249
SUDAN	4 680	1 656	927	SOVIET UNION	1 803	277	158
MALI	791	1 651	900	POLAND	10 954	2 933	1 642
BURKINA FASO	3 333	2 603	1 424	CZECHOSLOVA	10 187	2 065	1 163
CHAD	718	394	215	HUNGARY	9 424	3 169	1 774
SENEGAL	181	72	40	ROMANIA	568	75	43
GAMBIA	99	115	65	USA	2 166	4 831	2 702
GUINEA	1 274	1 116	616	CANADA	209	378	211
IVORY COAST	449	239	133	NETH ANTILL	103	99	55
GHANA	6 251	7 729	4 336	BRAZIL	395	88	51
TOGO	321	300	170	CHINA	1 095	61	35
BENIN	479	534	297	JAPAN	689	732	400
NIGERIA	10 836	7 948	4 476	TAIWAN	321	565	310
CAMEROON	2 159	941	519	HONG KONG	2 019	771	446
CENT AFR REP	1 228	303	166	EXPORTS	1 991 644	1 023 497	569 664
GABON	141	119	65	FRANCE	186 280	108 001	60 128
CONGO	189	167	91	BELGIUM LUX	264 800	92 746	51 685
ZAIRE	367	297	162	NETHERLANDS	584 810	235 861	131 380
BURUNDI	1 837	564	309	ITALY	60 370	27 774	15 461
ANGOLA	271	378	231	UNTD KINGDOM	226 869	120 356	66 707
ETHIOPIA	707	407	240	IRELAND	10 764	9 989	5 607
SOMALIA	139	66	38	DENMARK	75 325	42 158	23 490
KENYA	1 483	3 014	1 622	GREECE	5 192	3 668	2 035
UGANDA	73	56	55	PORTUGAL	1 449	1 122	635
TANZANIA	787	629	357	SPAIN	39 975	28 750	15 936
MADAGASCAR	51	60	34	CANARY IS	3 623	3 417	1 923
REUNION	488	321	182	ICELAND	6 138	3 928	2 219
ZAMBIA	1 308	668	373	NORWAY	12 618	9 690	5 390
REP S AFRICA	16 326	36 140	20 255	SWEDEN	39 886	27 673	15 325
BOTSWANA	106	71	38	FINLAND	11 810	9 025	5 019
LESOTHO	153	69	39	SWITZERLAND	106 880	67 791	37 689
USA	64 143	39 362	21 854	AUSTRIA	185 271	95 441	53 194
CANADA	21 025	9 822	5 522	MALTA	103	115	64
MEXICO	1 480	653	365	YUGOSLAVIA	9 863	5 682	3 165
BERMUDA	161	239	131	TURKEY	1 759	1 807	995
CUBA	112	219	124	SOVIET UNION	12 552	4 148	2 313

6 IMPORTS AND EXPORTS (SPECIAL TRADE) BY GROUPS OF THE SITC-REV. II AND BY COUNTRIES OF PRODUCTION AND CONSUMPTION 1987

GROUP COUNTRY	DT * 100 KG	1 000 DM	1 000 \$	GROUP COUNTRY	DT * 100 KG	1 000 DM	1 000 \$
POLAND	6 930	3 459	1 910	USA	1 853	6 101	3 417
CZECHOSLOVA	4 684	3 093	1 726	INDIA	1 316	309	167
HUNGARY	4 297	2 075	1 149	THAILAND	343	88	49
ROMANIA	683	315	179	SINGAPORE	70	81	45
BULGARIA	1 741	347	194	CHINA	19 667	3 572	2 000
MOROCCO	272	163	102	SOUTH KOREA	48 412	13 264	7 368
ALGERIA	309	229	125	JAPAN	819	1 729	966
TUNISIA	981	894	493	TAIWAN	1 079	435	236
LIBYA	13 974	8 863	4 937	NEW ZEALAND	40	68	37
EGYPT	2 529	2 977	1 701				
SUDAN	485	332	188	EXPORTS	3 237 220	748 109	417 295
GUINEA	2 076	374	207	FRANCE	671 993	109 112	60 803
LIBERIA	4 866	1 058	573	BELGIUM LUX	484 580	62 943	35 123
IVORY COAST	177	111	59	NETHERLANDS	421 724	89 900	50 118
GHANA	941	472	258	ITALY	91 001	41 366	23 021
TOGO	255	142	79	UNITED KINGDOM	357 971	93 180	51 827
NIGERIA	1 372	1 653	927	IRELAND	4 336	2 693	1 503
ZAIRE	379	374	205	DENMARK	221 326	28 661	16 020
RWANDA	40	128	71	GREECE	18 007	9 462	5 217
BURUNDI	53	62	34	PORTUGAL	4 911	2 552	1 414
ETHIOPIA	788	1 057	633	SPAIN	22 017	12 232	6 792
KENYA	583	340	185	ICELAND	4 420	1 364	765
TANZANIA	43	68	37	NORWAY	75 278	11 940	6 641
MAURITIUS	235	533	294	SWEDEN	147 917	23 524	13 176
ZAMBIA	147	312	178	FINLAND	15 624	8 853	4 932
ZIMBABWE	330	120	66	SWITZERLAND	96 498	23 685	13 188
MALAWI	176	250	138	AUSTRIA	228 018	38 891	21 682
REP S AFRICA	4 190	1 606	895	MALTA	282	178	99
LESOTHO	348	652	361	YUGOSLAVIA	2 559	2 651	1 467
USA	23 126	29 607	16 422	TURKEY	8 945	7 205	4 005
CANADA	4 395	3 506	2 083	SOVIET UNION	7 556	6 241	3 464
MEXICO	35	117	62	POLAND	35 307	14 342	8 104
GUATEMALA	517	933	525	CZECHOSLOVA	6 567	3 121	1 761
EL SALVADOR	84	123	67	HUNGARY	1 096	2 021	1 138
COSTA RICA	117	110	60	ROMANIA	759	1 453	819
DOMINIC REP	86	155	89	BULGARIA	11 788	6 120	3 473
JAMAICA	84	165	95	ALBANIA	145	109	60
BARBADOS	384	207	115	MOROCCO	1 204	514	294
TRINIDAD TOB	43	83	46	ALGERIA	1 317	1 206	695
NETH ANTILL	375	246	136	TUNISIA	496	269	153
COLOMBIA	228	110	61	LIBYA	15 032	2 462	1 394
VENEZUELA	173	378	212	EGYPT	2 418	1 367	763
ECUADOR	219	428	241	SUDAN	761	175	95
PERU	1 600	4 497	2 470	MALI	458	114	65
BRAZIL	94	160	91	GUINEA	529	188	105
CHILE	631	2 387	1 331	LIBERIA	957	349	202
BOLIVIA	116	313	184	IVORY COAST	669	272	148
ARGENTINA	685	758	444	GHANA	1 044	467	273
CYPRUS	203	364	205	BENIN	149	55	30
LEBANON	825	207	117	NIGERIA	23 626	6 208	3 492
SYRIA	1 365	2 108	1 170	CAMEROON	197	83	45
IRAQ	2 645	1 597	895	GABON	77	54	30
IRAN	2 555	2 326	1 304	CONGO	328	113	62
ISRAEL	11 805	5 822	3 197	ZAIRE	863	322	176
JORDAN	3 121	1 576	879	RWANDA	912	262	146
SAUDI ARABIA	2 975	2 982	1 641	BURUNDI	817	543	299
KUWAIT	592	407	235	ANGOLA	221	67	38
BAHRAIN	236	251	140	ETHIOPIA	378	174	96
ARAB EMIRAT	3 468	3 425	1 875	SOMALIA	490	100	56
OMAN	286	137	74	KENYA	435	343	190
NORTH YEMEN	637	588	330	UGANDA	404	112	60
AFGHANISTAN	257	197	108	TANZANIA	601	219	123
PAKISTAN	1 163	1 435	816	MOZAMBIQUE	119	74	41
INDIA	2 471	4 150	2 287	ZIMBABWE	182	172	96
BANGLADESH	90	147	83	REP S AFRICA	10 469	6 478	3 642
SRI LANKA	86	106	61	USA	130 226	65 256	36 446
THAILAND	562	1 042	579	CANADA	39 564	16 904	9 482
VIETNAM	125	256	140	MEXICO	1 032	1 079	606
INDONESIA	200	741	406	GUATEMALA	269	131	74
MALAYSIA	716	1 063	551	HONDURAS	619	114	64
SINGAPORE	12 327	6 739	3 712	EL SALVADOR	684	164	92
PHILIPPINES	100	108	59	COSTA RICA	450	138	77
CHINA	2 206	1 788	982	PANAMA	832	331	185
SOUTH KOREA	717	1 583	878	CUBA	193	388	212
JAPAN	1 506	2 886	1 619	DOMINIC REP	301	104	54
TAIWAN	391	903	541	JAMAICA	747	256	141
HONG KONG	343	342	192	TRINIDAD TOB	432	256	144
AUSTRALIA	3 031	1 809	1 069	NETH ANTILL	459	253	143
NEW ZEALAND	183	204	112	COLOMBIA	44	301	170
				VENEZUELA	772	789	440
				SURINAME	1 018	365	206
				ECUADOR	670	267	149
				PERU	194	242	132
				BRAZIL	1 605	635	356
				CHILE	1 251	1 380	767
				BOLIVIA	113	60	32
				PARAGUAY	86	72	44
				URUGUAY	355	130	74
				ARGENTINA	1 169	772	428
				CYPRUS	144	77	40
				LEBANON	63	84	48
				IRAQ	1 318	509	283
				IRAN	1 969	1 373	774
				ISRAEL	1 672	1 579	883
				JORDAN	41	96	58
				SAUDI ARABIA	2 900	2 047	1 130
				KUWAIT	696	390	220
				BAHRAIN	83	64	34
				ARAB EMIRAT	1 860	817	453
				OMAN	265	95	52
				NORTH YEMEN	365	73	40
				PAKISTAN	224	438	254
				INDIA	730	684	378

693 WIRE PRODUCTS NON ELECTR

IMPORTS

FRANCE 255 141
 BELGIUM LUX 488 764
 NETHERLANDS 495 469
 ITALY 362 403
 UNITED KINGDOM 16 496
 IRELAND 1 874
 DENMARK 1 736
 GREECE 621
 PORTUGAL 300
 SPAIN 19 373
 NORWAY 459
 SWEDEN 662
 FINLAND 61
 SWITZERLAND 2 813
 AUSTRIA 55 783
 YUGOSLAVIA 12 738
 POLAND 29 359
 CZECHOSLOVA 16 863
 HUNGARY 736
 REP S AFRICA 756

1 838 710 338 138 188 359
 51 923 28 928
 130 861 72 789
 41 799 23 374
 40 377 22 421
 7 271 4 066
 2 232 1 249
 817 451
 111 64
 267 146
 5 329 3 006
 326 180
 878 488
 65 38
 4 115 2 313
 16 771 9 333
 2 098 1 163
 4 694 2 635
 1 743 974
 375 208
 244 135

255 141 51 923 28 928
 488 764 130 861 72 789
 495 469 41 799 23 374
 362 403 40 377 22 421
 16 496 7 271 4 066
 1 874 2 232 1 249
 1 736 817 451
 621 111 64
 300 267 146
 19 373 5 329 3 006
 459 326 180
 662 878 488
 61 65 38
 2 813 4 115 2 313
 55 783 16 771 9 333
 12 738 2 098 1 163
 29 359 4 694 2 635
 16 863 1 743 974
 736 375 208
 756 244 135

1 838 710 338 138 188 359
 255 141 51 923 28 928
 488 764 130 861 72 789
 495 469 41 799 23 374
 362 403 40 377 22 421
 16 496 7 271 4 066
 1 874 2 232 1 249
 1 736 817 451
 621 111 64
 300 267 146
 19 373 5 329 3 006
 459 326 180
 662 878 488
 61 65 38
 2 813 4 115 2 313
 55 783 16 771 9 333
 12 738 2 098 1 163
 29 359 4 694 2 635
 16 863 1 743 974
 736 375 208
 756 244 135

6 IMPORTS AND EXPORTS (SPECIAL TRADE) BY GROUPS OF THE SITC-REV. 11 AND BY COUNTRIES OF PRODUCTION AND CONSUMPTION 1987

GROUP COUNTRY	DT = 100 KG	1 000 DM	1 000 \$	GROUP COUNTRY	DT = 100 KG	1 000 DM	1 000 \$
BANGLADESH	4 052	2 122	1 165	IVORY COAST	159	96	54
SRI LANKA	95	289	159	GHANA	3 119	1 400	789
NEPAL	30	73	39	TOGO	711	186	102
BURMA	2 388	1 060	648	NIGERIA	2 496	1 585	876
THAILAND	4 349	3 211	1 746	CAMEROON	787	278	162
VIETNAM	273	121	65	CENT AFR REP	107	103	58
INDONESIA	1 692	1 089	602	ZAIRE	148	160	90
MALAYSIA	3 613	2 718	1 516	ANGOLA	114	65	34
SINGAPORE	1 297	1 064	589	ETHIOPIA	338	181	102
PHILIPPINES	736	578	321	KENYA	368	184	102
CHINA	7 255	1 643	902	UGANDA	143	104	56
SOUTH KOREA	882	2 859	1 600	TANZANIA	123	70	38
JAPAN	469	1 074	601	ZIMBABWE	86	119	68
TAIWAN	296	1 111	616	MALAWI	169	93	50
HONG KONG	4 638	1 752	979	REP S AFRICA	9 509	9 031	5 080
AUSTRALIA	1 279	1 022	570	USA	117 108	101 268	56 383
NEW ZEALAND	948	479	273	CANADA	4 433	3 553	1 964
				MEXICO	765	1 644	914
				GUATEMALA	98	143	77
				HONDURAS	226	124	69
				EL SALVADOR	527	406	226
				COSTA RICA	755	543	298
				PANAMA	149	135	76
				CUBA	11	57	33
				HAITI	241	194	108
				DOMINIC REP	303	170	94
				JAMAICA	296	164	89
				BARBADOS	41	54	30
				TRINIDAD TOB	205	77	42
				NETH ANTILL	596	258	143
				COLOMBIA	512	531	296
				VENEZUELA	784	1 602	884
				ECUADOR	319	175	96
				PERU	490	647	374
				BRAZIL	916	2 110	1 171
				CHILE	498	522	296
				PARAGUAY	182	106	59
				URUGUAY	191	307	173
				ARGENTINA	470	785	427
				CYPRUS	199	181	97
				LEBANON	667	421	236
				SYRIA	494	422	228
				IRAQ	1 715	1 433	813
				IRAN	10 610	6 074	3 398
				ISRAEL	2 969	3 723	2 072
				JORDAN	2 906	1 299	720
				SAUDI ARABIA	3 971	4 336	2 399
				KUWAIT	1 290	983	544
				BAHRAIN	677	635	362
				QATAR	61	237	131
				ARAB EMIRAT	870	892	501
				OMAN	1 076	264	144
				AFGHANISTAN	393	307	173
				PAKISTAN	376	749	416
				INDIA	1 205	3 212	1 772
				SRI LANKA	128	145	79
				THAILAND	150	503	280
				INDONESIA	538	865	472
				MALAYSIA	578	872	484
				SINGAPORE	9 306	7 539	4 206
				PHILIPPINES	34	144	80
				CHINA	601	519	291
				SOUTH KOREA	1 441	2 717	1 527
				JAPAN	2 029	3 586	1 999
				TAIWAN	423	751	425
				HONG KONG	1 484	1 683	931
				AUSTRALIA	6 612	5 969	3 324
				NEW ZEALAND	1 549	786	439
				FR POLYNESIA	60	93	53
694 STL COPPR NAILS,NUTS,ETC							
IMPORTS	1 989 004	855 457	476 457				
FRANCE	138 698	68 808	38 346				
BELGIUM LUX	123 761	30 630	17 035				
NETHERLANDS	135 736	46 426	25 832				
ITALY	565 796	227 320	126 589				
UNTD KINGDOM	52 431	48 314	26 948				
IRELAND	8 369	8 481	4 750				
DENMARK	43 467	14 909	8 327				
GREECE	219	124	68				
PORTUGAL	1 142	922	508				
SPAIN	61 944	23 437	13 090				
NORWAY	406	554	314				
SWEDEN	37 828	23 785	13 245				
FINLAND	749	329	179				
SWITZERLAND	76 783	123 738	68 924				
AUSTRIA	57 419	26 030	14 460				
MALTA	14	81	44				
YUGOSLAVIA	48 052	7 687	4 260				
TURKEY	915	195	107				
SOVIET UNION	762	129	74				
POLAND	112 389	12 814	7 129				
CZECHOSLOVA	40 245	3 572	1 986				
HUNGARY	30 244	3 204	1 786				
ROMANIA	39 793	4 847	2 691				
BULGARIA	10 725	1 127	627				
ALGERIA	176	56	31				
REP S AFRICA	43 680	5 537	3 101				
USA	14 783	56 550	31 504				
CANADA	333	604	337				
BRAZIL	5 345	1 858	1 046				
ISRAEL	550	638	355				
SAUDI ARABIA	30	61	32				
INDIA	935	326	184				
SRI LANKA	2 940	1 263	716				
THAILAND	2 805	568	318				
MALAYSIA	15 567	2 439	1 355				
SINGAPORE	22 115	8 907	4 924				
PHILIPPINES	45	72	44				
CHINA	144 936	21 785	12 197				
SOUTH KOREA	21 156	5 195	2 877				
JAPAN	47 004	40 986	22 751				
TAIWAN	73 699	27 039	15 087				
HONG KONG	4 616	3 915	2 182				
AUSTRALIA	127	137	73				
EXPORTS	1 812 324	1 405 751	783 238				
FRANCE	248 871	187 271	104 351				
BELGIUM LUX	177 217	132 357	73 721				
NETHERLANDS	269 857	188 043	104 735				
ITALY	71 725	66 580	37 110				
UNTD KINGDOM	145 998	118 830	66 285				
IRELAND	15 272	10 058	5 621				
DENMARK	80 254	52 924	29 521				
GREECE	6 676	6 129	3 416				
PORTUGAL	6 514	5 557	3 100				
SPAIN	38 084	39 474	22 013				
CANARY IS	109	179	98				
CEUTA MEL	24	57	33				
ICELAND	2 087	2 326	1 306				
FAROE IS	15	65	37				
NORWAY	32 591	22 351	12 436				
SWEDEN	120 297	98 579	54 920				
FINLAND	50 446	32 805	18 317				
SWITZERLAND	153 002	124 118	69 100				
AUSTRIA	150 205	104 120	57 962				
MALTA	652	966	544				
YUGOSLAVIA	8 323	5 765	3 210				
TURKEY	2 452	3 531	1 989				
SOVIET UNION	608	758	420				
POLAND	4 636	3 084	1 728				
CZECHOSLOVA	2 780	2 089	1 176				
HUNGARY	6 554	5 290	2 963				
ROMANIA	122	178	95				
BULGARIA	1 445	912	513				
MOROCCO	357	331	180				
ALGERIA	2 575	4 096	2 246				
TUNISIA	451	593	324				
LIBYA	539	855	474				
EGYPT	5 852	3 600	2 001				
SUDAN	52	72	37				
SENEGAL	100	102	52				
LIBERIA	475	255	144				
				695 TOOLS			
				IMPORTS	730 537	1 769 982	986 508
				FRANCE	43 148	149 102	83 074
				BELGIUM LUX	9 824	68 905	38 335
				NETHERLANDS	94 082	138 975	77 368
				ITALY	64 535	209 399	117 280
				UNTD KINGDOM	28 330	95 951	53 503
				IRELAND	8 676	25 825	14 417
				DENMARK	6 568	20 145	11 200
				GREECE	115	626	344
				PORTUGAL	1 103	6 691	3 736
				SPAIN	22 187	48 827	27 721
				NORWAY	1 268	3 384	1 887
				SWEDEN	14 992	168 590	93 985
				FINLAND	1 629	3 560	1 991
				SWITZERLAND	29 676	244 734	136 501
				AUSTRIA	27 350	112 489	62 612
				MALTA	65	1 329	747
				YUGOSLAVIA	12 737	26 496	14 831
				TURKEY	1 406	2 277	1 270
				SOVIET UNION	5 536	2 782	1 534
				POLAND	13 329	8 790	4 900
				CZECHOSLOVA	2 529	2 489	1 393
				HUNGARY	8 273	7 248	4 048
				ROMANIA	4 345	1 807	997
				TUNISIA	913	1 385	776
				REP S AFRICA	369	1 508	847
				USA	14 148	99 557	55 341
				CANADA	3 354	10 112	5 598
				MEXICO	79	510	296
				EL SALVADOR	47	53	30
				BARBADOS	44	84	49

6 IMPORTS AND EXPORTS (SPECIAL TRADE) BY GROUPS OF THE SITC-REV. II AND BY COUNTRIES OF PRODUCTION AND CONSUMPTION 1987

GROUP COUNTRY	DT * 100 KG	1 000 DM	1 000 \$	GROUP COUNTRY	DT * 100 KG	1 000 DM	1 000 \$
VENEZUELA	120	755	412	PANAMA	647	1 601	885
BRAZIL	2 905	1 796	999	CUBA	342	1 424	776
IRAN	2	55	31	HAITI	300	341	184
ISRAEL	1 053	17 065	9 457	DOMINIC REP	377	736	413
SAUDI ARABIA	7	79	43	GUADELOUPE	72	134	78
PAKISTAN	131	348	193	MARTINIQUE	138	269	149
INDIA	16 539	15 706	8 736	JAMAICA	206	563	309
THAILAND	274	171	94	BARBADOS	47	99	58
INDONESIA	13	135	74	TRINIDAD TOB	64	297	171
MALAYSIA	44	148	81	ARUBA	27	52	30
SINGAPORE	461	3 126	1 726	NETH ANTILL	249	510	282
CHINA	86 087	31 001	17 251	COLOMBIA	1 984	4 576	2 562
SOUTH KOREA	8 808	7 569	4 253	VENEZUELA	3 328	9 007	5 062
JAPAN	22 517	122 346	68 032	GUAYANA	91	213	117
TAIWAN	156 208	91 501	50 989	SURINAME	32	53	30
HONG KONG	14 280	11 445	6 359	FRENCH GUIAN	51	107	59
AUSTRALIA	297	1 671	921	ECUADOR	1 113	2 371	1 323
NEW ZEALAND	8	53	30	PERU	2 287	4 631	2 590
EXPORTS	968 899	3 351 735	1 870 511	BRAZIL	5 366	22 367	12 509
FRANCE	104 019	353 526	197 359	CHILE	2 239	7 259	4 051
BELGIUM LUX	61 985	169 106	94 164	BOLIVIA	493	1 198	665
NETHERLANDS	142 599	366 314	204 501	PARAGUAY	264	646	357
ITALY	61 768	249 273	139 216	URUGUAY	384	1 144	642
UNTD KINGDOM	61 754	211 139	117 989	ARGENTINA	1 201	5 913	3 303
IRELAND	6 063	12 537	6 986	CYPRUS	680	1 401	771
DENMARK	31 712	98 881	55 123	LEBANON	210	598	336
GREECE	8 709	20 488	11 455	SYRIA	1 724	2 650	1 480
PORTUGAL	10 867	27 030	15 027	IRAQ	719	16 209	9 167
SPAIN	33 746	82 850	46 250	IRAN	10 045	73 247	40 781
CANARY IS	800	2 070	1 155	ISRAEL	8 226	24 589	13 691
CEUTA MEL	41	114	64	JORDAN	1 107	2 179	1 221
ICELAND	1 123	3 102	1 736	SAUDI ARABIA	5 272	16 299	9 073
NORWAY	13 693	52 462	29 275	KUWAIT	831	2 640	1 470
SWEDEN	36 197	132 219	73 915	BAHRAIN	314	1 153	628
FINLAND	14 137	54 144	30 252	QATAR	303	829	455
SWITZERLAND	67 998	288 112	160 385	ARAB EMIRAT	2 006	5 624	3 136
AUSTRIA	61 357	208 073	116 133	OMAN	292	764	416
ANDORRA	47	173	95	NORTH YEMEN	155	823	463
GIBRALTAR	12	56	30	SOUTH YEMEN	24	116	68
MALTA	703	4 185	2 347	AFGHANISTAN	114	348	195
YUGOSLAVIA	3 689	27 398	15 403	PAKISTAN	1 006	5 272	2 947
TURKEY	4 245	20 280	11 352	INDIA	2 638	13 129	7 379
SOVIET UNION	2 640	29 277	16 416	BANGLADESH	440	853	473
POLAND	1 878	14 459	8 115	SRI LANKA	898	1 643	915
CZECHOSLOVA	8 621	39 460	21 975	NEPAL	85	116	61
HUNGARY	5 544	27 520	15 376	BURMA	321	538	297
ROMANIA	550	4 048	2 282	THAILAND	1 956	5 592	3 153
BULGARIA	1 783	13 556	7 591	INDONESIA	2 840	7 066	3 931
ALBANIA	5	78	43	MALAYSIA	727	2 972	1 667
MOROCCO	556	1 711	944	BRUNEI	5	85	45
ALGERIA	2 037	12 174	6 773	SINGAPORE	4 213	23 890	13 323
TUNISIA	373	1 361	757	PHILIPPINES	1 463	2 750	1 547
LIBYA	631	4 064	2 283	MONGOLIA	50	445	242
EGYPT	3 571	14 545	8 135	CHINA	1 913	7 826	4 354
SUDAN	249	571	316	NORTH KOREA	33	126	68
MAURITANIA	72	143	78	SOUTH KOREA	3 729	22 871	12 689
MALI	51	59	33	JAPAN	7 283	49 577	27 659
BURKINA FASO	100	227	125	TAIWAN	2 585	13 430	7 514
CHAD	172	345	190	HONG KONG	2 324	14 980	8 380
CAPE VERDE	43	122	69	AUSTRALIA	23 531	57 911	31 978
SENEGAL	65	315	174	PAPUA NEW G	262	467	258
GAMBIA	80	201	112	NEW ZEALAND	1 138	4 297	2 399
GUINEA	638	663	368	NEW CALEDON	156	258	136
SIERRA LEONE	70	214	122	FIJI	237	210	113
LIBERIA	382	618	340	FR POLYNESIA	170	418	231
IVORY COAST	221	501	273	696 CUTLERY			
GHANA	856	1 894	1 062	IMPORTS	160 676	363 507	202 466
TOGO	161	421	235	FRANCE	3 911	19 388	10 782
BENIN	168	455	247	BELGIUM LUX	924	3 758	2 087
NIGERIA	3 154	11 814	6 525	NETHERLANDS	3 368	17 527	9 752
CAMEROON	392	1 006	555	ITALY	13 787	42 885	23 930
CENT AFR REP	27	56	32	UNTD KINGDOM	7 204	20 175	11 259
GABON	185	633	356	IRELAND	318	717	396
CONGO	92	262	145	DENMARK	189	984	545
ZAIRE	710	1 274	712	PORTUGAL	577	1 065	595
RWANDA	477	639	360	SPAIN	1 690	7 223	4 022
BURUNDI	113	257	137	NORWAY	20	159	88
ANGOLA	468	2 046	1 152	SWEDEN	182	628	347
ETHIOPIA	1 068	1 731	963	FINLAND	232	1 939	1 086
DJIBOUTI	40	80	41	SWITZERLAND	3 520	39 489	22 089
SOMALIA	103	234	133	AUSTRIA	509	2 417	1 362
KENYA	909	1 581	881	TURKEY	48	83	48
UGANDA	737	1 280	726	POLAND	92	78	42
TANZANIA	610	1 252	702	CZECHOSLOVA	79	415	231
MOZAMBIQUE	143	477	261	HUNGARY	306	139	77
MADAGASCAR	145	363	199	REP S AFRICA	195	276	152
REUNION	97	227	130	USA	3 099	13 383	7 480
MAURITIUS	231	542	303	BRAZIL	1 352	2 685	1 504
ZAMBIA	662	3 960	2 221	ISRAEL	34	70	40
ZIMBABWE	249	1 118	617	PAKISTAN	500	1 210	672
MALAWI	109	260	146	INDIA	89	224	132
REP S AFRICA	12 208	32 778	18 387	THAILAND	109	210	113
BOTSWANA	186	309	183	SINGAPORE	3 084	11 980	6 661
SWAZILAND	224	605	339	PHILIPPINES	181	194	106
USA	50 587	219 084	122 455	CHINA	16 351	16 846	9 424
CANADA	12 447	43 470	24 319	SOUTH KOREA	45 571	57 254	31 889
MEXICO	6 459	13 092	7 254	JAPAN	31 239	71 475	39 797
GUATEMALA	1 196	1 839	1 018	TAIWAN	13 656	18 038	10 064
HONDURAS	817	1 045	573	HONG KONG	8 123	10 349	5 761
EL SALVADOR	1 231	1 747	969	NEW ZEALAND	23	58	33
NICARAGUA	151	493	278				
COSTA RICA	612	1 505	829				

6 IMPORTS AND EXPORTS (SPECIAL TRADE) BY GROUPS OF THE SITC-REV. II AND BY COUNTRIES OF PRODUCTION AND CONSUMPTION 1987

GROUP COUNTRY	DT * 100 KG	1 000 DM	1 000 \$	GROUP COUNTRY	DT * 100 KG	1 000 DM	1 000 \$
EXPORTS	136 566	723 612	403 947	FIJI	24	127	67
FRANCE	21 380	97 598	54 346	SHIPS SUPPL	18	235	127
BELGIUM LUX	7 032	35 465	19 750	697 BASE MTL HOUSEHOLD EQUIP			
NETHERLANDS	13 609	61 864	34 436				
ITALY	14 841	62 234	34 892	IMPORTS	1 015 965	830 742	465 045
UNITD KINGDOM	12 158	58 617	32 745	FRANCE	83 722	80 740	45 082
IRELAND	559	2 522	1 391	BELGIUM LUX	40 162	35 040	19 716
DENMARK	5 371	22 309	12 468	NETHERLANDS	61 513	52 393	29 332
GREECE	1 265	6 783	3 790	ITALY	277 296	252 341	141 370
PORTUGAL	1 370	6 845	3 803	UNITD KINGDOM	10 356	15 495	8 665
SPAIN	4 494	21 050	11 801	IRELAND	1 003	3 317	1 859
CANARY IS	120	1 185	664	DENMARK	34 874	33 470	18 791
CEUTA MEL	53	202	113	GREECE	3 994	4 539	2 554
ICELAND	163	1 048	582	PORTUGAL	5 666	9 566	5 367
NORWAY	1 529	9 508	5 316	SPAIN	10 559	16 350	9 173
SWEDEN	2 795	15 149	8 440	ICELAND	217	417	230
FINLAND	1 297	6 831	3 821	NORWAY	7 492	4 574	2 534
SWITZERLAND	6 244	43 132	24 090	SWEDEN	36 210	23 191	12 937
AUSTRIA	7 222	34 708	19 411	FINLAND	5 781	2 730	1 524
ANDORRA	104	1 037	579	SWITZERLAND	29 673	43 554	24 380
GIBRALTAR	8	72	38	AUSTRIA	53 668	35 612	19 861
MALTA	153	915	508	YUGOSLAVIA	44 324	19 045	10 662
YUGOSLAVIA	331	3 220	1 789	TURKEY	8 255	7 528	4 293
TURKEY	701	2 739	1 533	SOVIET UNION	116	52	32
SOVIET UNION	6	207	119	POLAND	9 217	3 265	1 829
POLAND	243	641	364	CZECHOSLOVA	19 630	5 723	3 222
CZECHOSLOVA	611	4 180	2 335	HUNGARY	17 562	6 719	3 771
HUNGARY	174	1 354	761	ROMANIA	19 237	5 948	3 297
ROMANIA	433	1 610	915	MOROCCO	28	61	33
BULGARIA	48	254	144	EGYPT	89	148	83
MOROCCO	184	855	488	REP S AFRICA	181	237	129
ALGERIA	52	227	125	SWAZILAND	115	59	33
TUNISIA	37	153	88	USA	5 272	6 333	3 535
LIBYA	53	102	56	CANADA	1 163	1 026	565
EGYPT	227	1 187	669	MEXICO	442	484	267
LIBERIA	73	162	91	HAITI	53	105	60
IVORY COAST	81	230	125	BRAZIL	46	131	76
GHANA	302	766	424	IRAN	64	70	40
TOGO	37	62	33	ISRAEL	101	221	126
BENIN	280	470	261	SAUDI ARABIA	199	63	34
NIGERIA	267	462	255	PAKISTAN	57	75	44
CAMEROON	235	380	210	INDIA	7 469	9 660	5 437
ZAIRE	13	56	31	NEPAL	70	307	176
ANGOLA	48	284	158	THAILAND	2 155	1 968	1 107
ETHIOPIA	5	70	42	MALAYSIA	26	198	111
KENYA	6	70	36	SINGAPORE	1 502	1 768	979
UGANDA	8	63	37	PHILIPPINES	76	457	251
MAURITIUS	31	79	47	CHINA	30 584	9 128	5 189
REP S AFRICA	1 481	7 050	3 955	NORTH KOREA	83	74	40
USA	12 205	87 006	48 620	SOUTH KOREA	56 502	59 451	33 130
CANADA	1 716	13 265	7 374	JAPAN	11 551	13 435	7 544
MEXICO	143	1 257	693	TAIWAN	92 527	40 405	22 536
BERMUDA	4	84	49	HONG KONG	24 921	23 040	12 990
GUATEMALA	58	120	63	EXPORTS	1 009 534	1 137 917	634 256
HONDURAS	19	66	33	FRANCE	175 311	146 855	81 862
EL SALVADOR	74	288	163	BELGIUM LUX	82 260	88 686	49 409
COSTA RICA	65	288	161	NETHERLANDS	146 529	142 156	79 029
PANAMA	24	181	101	ITALY	76 262	138 737	77 221
HAITI	24	73	41	UNITD KINGDOM	69 827	62 506	34 687
DOMINIC REP	15	73	42	IRELAND	4 072	3 853	2 190
AM VIRGIN IS	6	75	42	DENMARK	17 520	18 524	10 267
GUADELOUPE	13	76	45	GREECE	10 271	18 680	10 449
JAMAICA	31	105	58	PORTUGAL	11 078	18 844	10 612
NETH ANTILL	12	93	54	SPAIN	31 694	44 438	24 861
COLOMBIA	32	236	135	CANARY IS	990	1 850	1 024
VENEZUELA	396	1 996	1 130	ICELAND	1 900	1 874	1 059
ECUADOR	70	232	131	NORWAY	9 993	11 883	6 660
PERU	86	317	174	SWEDEN	9 989	12 766	7 131
BRAZIL	7	311	172	FINLAND	6 703	8 938	4 990
CHILE	183	1 112	623	SWITZERLAND	103 434	100 735	56 116
BOLIVIA	23	105	60	AUSTRIA	145 052	145 391	80 974
PARAGUAY	28	291	163	ANDORRA	211	451	253
URUGUAY	7	62	34	MALTA	870	1 005	556
ARGENTINA	148	1 264	705	YUGOSLAVIA	4 394	8 795	4 934
CYPRUS	552	1 972	1 097	TURKEY	4 885	5 499	3 094
LEBANON	216	405	448	SOVIET UNION	130	219	114
SYRIA	72	335	183	POLAND	440	483	293
IRAQ	403	2 045	1 102	CZECHOSLOVA	1 043	711	403
IRAN	745	4 221	2 367	HUNGARY	955	1 570	882
ISRAEL	791	4 380	2 434	ROMANIA	129	344	188
JORDAN	70	392	215	BULGARIA	105	159	87
SAUDI ARABIA	1 765	10 595	5 928	MOROCCO	1 040	851	480
KUWAIT	420	2 831	1 591	ALGERIA	205	300	175
BAHRAIN	132	835	471	TUNISIA	423	472	259
QATAR	156	905	503	LIBYA	377	195	108
ARAB EMIRAT	1 329	5 052	2 823	EGYPT	1 901	4 072	2 304
OMAN	131	655	368	SUDAN	103	123	65
AFGHANISTAN	14	67	36	SENEGAL	372	135	77
PAKISTAN	288	826	464	LIBERIA	42	67	36
SRI LANKA	42	144	79	IVORY COAST	147	118	65
THAILAND	133	872	490	NIGERIA	227	101	56
VIETNAM	14	69	37	CAMEROON	380	380	210
INDONESIA	97	316	170	CONGO	229	150	82
MALAYSIA	18	124	68	ANGOLA	253	144	80
SINGAPORE	128	1 353	760	ETHIOPIA	84	102	55
PHILIPPINES	74	494	282	KENYA	108	103	56
CHINA	58	443	240	UGANDA	91	203	112
SOUTH KOREA	56	500	277	TANZANIA	19	107	61
JAPAN	3 040	40 918	22 800	REUNION	70	158	87
TAIWAN	135	1 309	734		687	301	165
HONG KONG	425	4 559	2 547				
AUSTRALIA	1 717	8 616	4 804				
NEW ZEALAND	266	1 780	996				

6 IMPORTS AND EXPORTS (SPECIAL TRADE) BY GROUPS OF THE SITC-REV. II AND BY COUNTRIES OF PRODUCTION AND CONSUMPTION 1987

GROUP COUNTRY	DT * 100 KG	1 000 DM	1 000 \$	GROUP COUNTRY	DT * 100 KG	1 000 DM	1 000 \$
REP S AFRICA	2 117	3 286	1 843	HONG KONG	15 540	15 164	8 422
USA	23 018	41 691	23 165	AUSTRALIA	3 761	2 398	1 332
CANADA	3 505	4 894	2 730	EXPORTS	5 795 116	6 012 319	3 353 526
MEXICO	223	422	236	FRANCE	795 911	742 543	413 835
GUATEMALA	162	216	123	BELGIUM LUX	619 521	577 543	322 071
HONDURAS	41	53	31	NETHERLANDS	785 954	688 954	384 039
EL SALVADOR	27	63	35	ITALY	307 701	385 782	215 190
COSTA RICA	50	107	60	UNITD KINGDOM	467 865	573 842	319 889
GUADELOUPE	73	67	34	IRELAND	27 416	30 534	17 001
ANTIGUA	86	56	33	DENMARK	164 224	162 531	90 682
JAMAICA	47	70	39	GREECE	25 777	30 377	16 994
ST LUCIA	24	58	32	PORTUGAL	23 218	24 142	13 449
BARBADOS	66	51	31	SPAIN	118 467	132 111	73 716
NETH ANTILL	361	235	125	CANARY IS	2 102	3 200	1 780
COLOMBIA	18	82	48	CEUTA MEL	268	322	175
VENEZUELA	48	148	90	ICELAND	4 657	4 981	2 782
ECUADOR	19	84	44	FAROE IS	666	1 054	588
PERU	59	117	65	NORWAY	64 757	74 833	41 783
BRAZIL	6	94	53	SWEDEN	251 686	326 118	181 904
CHILE	147	468	264	FINLAND	74 713	86 378	48 274
ARGENTINA	47	155	86	SWITZERLAND	377 026	452 837	252 413
CYPRUS	1 496	1 573	876	AUSTRIA	437 511	434 533	242 100
LEBANON	148	279	151	ANDORRA	46	74	35
SYRIA	2 366	415	229	MALTA	2 523	5 527	3 104
IRAQ	777	1 637	956	YUGOSLAVIA	31 646	41 661	23 277
IRAN	61	379	205	TURKEY	15 026	19 491	10 928
ISRAEL	2 952	5 129	2 869	SOVIET UNION	96 971	23 185	12 974
JORDAN	680	993	568	POLAND	13 752	13 125	7 313
SAUDI ARABIA	3 966	9 263	5 244	CZECHOSLOVA	28 471	28 797	16 142
KUWAIT	772	1 446	800	HUNGARY	31 216	29 735	16 561
BAHRAIN	112	408	230	ROMANIA	9 384	12 702	7 119
QATAR	329	517	293	BULGARIA	10 641	11 258	6 219
ARAB EMIRAT	3 304	4 335	2 409	ALBANIA	167	225	135
OMAN	210	395	222	MOROCCO	4 890	4 075	2 262
AFGHANISTAN	818	599	332	ALGERIA	23 301	10 291	5 722
PAKISTAN	35	55	32	TUNISIA	3 570	4 627	2 588
SRI LANKA	103	93	52	LIBYA	5 971	5 551	3 128
THAILAND	335	707	405	EGYPT	11 301	10 633	5 982
INDONESIA	1 795	2 183	1 237	SUDAN	2 313	1 298	734
MALAYSIA	306	794	437	MAURITANIA	448	360	206
SINGAPORE	3 938	6 894	3 857	MALI	1 271	569	309
PHILIPPINES	185	338	187	BURKINA FASO	159	89	49
SOUTH KOREA	2 815	4 812	2 702	NIGER	231	86	49
JAPAN	6 552	11 186	6 248	CAPE VERDE	50	78	43
TAIWAN	1 027	932	523	SENEGAL	5 936	2 833	1 636
HONG KONG	14 897	24 814	13 915	GAMBIA	137	160	85
AUSTRALIA	4 622	8 494	4 757	GUINEA	304	123	68
PAPUA NEW G	21	54	30	LIBERIA	597	667	370
NEW ZEALAND	628	608	341	IVORY COAST	1 709	1 121	621
AMER OCEANIA	18	65	35	GHANA	1 294	1 063	584
FJI	46	341	186	TOGO	173	254	137
FR POLYNESIA	103	200	111	BENIN	889	501	279
699 OTHER METAL MANUFACTURES				NIGERIA	20 670	8 604	4 821
IMPORTS	3 383 409	2 604 993	1 452 418	CAMEROON	6 879	3 239	1 783
FRANCE	370 228	335 631	187 230	EQUAT GUINEA	99	117	65
BELGIUM LUX	194 175	135 086	75 251	GABON	550	348	192
NETHERLANDS	300 321	239 201	133 268	CONGO	866	439	252
ITALY	556 615	401 518	223 910	ZAIRE	533	858	472
UNITD KINGDOM	189 580	184 210	102 732	RWANDA	179	189	103
IRELAND	40 431	40 490	22 638	BURUNDI	87	89	50
DENMARK	122 112	67 319	37 539	ANGOLA	847	861	479
GREECE	2 986	1 751	971	ETHIOPIA	794	719	393
PORTUGAL	19 732	12 631	7 028	DJIBOUTI	51	77	41
SPAIN	71 429	40 051	22 366	KENYA	3 161	1 542	838
NORWAY	23 351	13 156	7 282	UGANDA	109	193	110
SWEDEN	77 262	86 939	48 608	TANZANIA	620	731	413
FINLAND	5 579	4 829	2 688	MADAGASCAR	2 645	987	543
SWITZERLAND	166 217	243 171	135 641	REUNION	191	266	144
AUSTRIA	357 869	321 172	178 841	MAURITIUS	492	926	526
MALTA	1 547	2 544	1 422	ZAMBIA	341	591	326
YUGOSLAVIA	70 253	31 046	17 331	ZIMBABWE	917	858	482
TURKEY	19 853	11 531	6 475	MALAWI	21	57	34
SOVIET UNION	5 468	1 861	1 029	REP S AFRICA	27 676	44 839	25 147
POLAND	165 736	23 775	13 302	USA	391 526	431 565	240 728
CZECHOSLOVA	37 301	7 338	4 098	CANADA	49 326	49 950	27 899
HUNGARY	134 929	29 882	16 820	MEXICO	4 768	7 568	4 265
ROMANIA	142 606	19 271	10 636	GUATEMALA	456	577	312
BULGARIA	1 572	214	120	HONDURAS	206	321	173
MOROCCO	15	54	30	EL SALVADOR	334	643	353
TUNISIA	252	457	253	COSTA RICA	628	860	472
ZAIRE	140	1 018	558	PANAMA	1 102	606	319
MAURITIUS	24	645	361	CUBA	2 752	2 007	1 127
REP S AFRICA	4 131	1 125	632	HAITI	419	453	248
USA	53 593	160 845	89 447	DOMINIC REP	362	476	263
CANADA	3 128	4 694	2 612	AM VIRGIN IS	248	78	44
MEXICO	3 617	2 496	1 383	GUADELOUPE	168	142	77
BRAZIL	3 127	3 330	1 874	MARTINIQUE	136	150	84
ISRAEL	9 028	6 666	3 721	JAMAICA	1 106	676	378
SAUDI ARABIA	171	196	108	ST LUCIA	53	86	50
PAKISTAN	26	68	37	BARBADOS	2 776	1 314	749
INDIA	4 121	2 016	1 121	TRINIDAD TOB	574	1 193	678
SRI LANKA	85	386	212	ARUBA	27	127	72
THAILAND	885	2 147	1 196	NETH ANTILL	395	609	340
INDONESIA	50	245	138	COLOMBIA	3 429	3 231	1 781
MALAYSIA	537	698	393	VENEZUELA	7 150	8 765	4 935
SINGAPORE	8 353	11 166	6 221	GUYANA	46	57	32
PHILIPPINES	15	83	45	SURINAME	42	167	92
CHINA	70 166	18 180	10 162	ECUADOR	752	1 168	650
SOUTH KOREA	8 164	5 930	3 295	PERU	1 507	2 002	1 111
JAPAN	49 463	68 276	38 124	BRAZIL	4 120	14 722	8 193
TAIWAN	67 558	41 662	23 280	CHILE	5 836	6 688	3 710
				BOLIVIA	369	536	297

6 IMPORTS AND EXPORTS (SPECIAL TRADE) BY GROUPS OF THE SITC-REV. II AND BY COUNTRIES OF PRODUCTION AND CONSUMPTION 1987

GROUP COUNTRY	DT * 100 KG	1 000 DM	1 000 \$	GROUP COUNTRY	DT * 100 KG	1 000 DM	1 000 \$
PARAGUAY	397	787	431	PHILIPPINES	27	531	293
URUGUAY	457	656	367	CHINA	321 758	735 003	412 421
ARGENTINA	3 531	6 563	3 722	NORTH KOREA	47 039	81 621	46 558
CYPRUS	1 951	2 794	1 550	SOUTH KOREA	4 922	37 182	20 537
LEBANON	1 131	1 071	596	TAIWAN	1 641	5 286	2 919
SYRIA	4 927	2 166	1 194	HONG KONG	30	66	36
IRAQ	36 345	24 717	14 003	AUSTRALIA	20 435	31 301	17 252
IRAN	74 780	43 831	24 503	NEW ZEALAND	109	306	171
ISRAEL	36 940	35 606	19 887				
JORDAN	2 516	2 305	1 289	703 INDUSTRIAL PLANT, CHAP 85			
SAUDI ARABIA	33 235	31 147	17 353				
KUWAIT	6 005	6 821	3 822	EXPORTS	214 846	818 188	457 280
BAHRAIN	1 741	1 976	1 115				
QATAR	456	2 555	1 476	BELGIUM LUX	2 466	11 257	6 177
ARAB EMIRAT	7 752	8 798	4 913	NETHERLANDS	567	2 197	1 211
OMAN	732	1 303	708	UNITD KINGDOM	301	1 941	1 086
NORTH YEMEN	2 198	1 470	815	GREECE	118	782	427
AFGHANISTAN	407	147	83	SPAIN	584	13 482	7 348
PAKISTAN	5 222	5 326	2 955	NORWAY	53	171	92
INDIA	15 740	22 656	12 682	SWITZERLAND	110	210	116
BANGLADESH	345	283	155	AUSTRIA	692	4 432	2 425
SRI LANKA	813	730	409	YUGOSLAVIA	44	109	59
NEPAL	107	143	81	TURKEY	8 224	67 577	37 887
BURMA	495	370	210	SOVIET UNION	4 529	20 942	11 595
THAILAND	10 513	10 513	5 814	CZECHOSLOVA	4	100	55
INDONESIA	9 583	10 755	5 922	HUNGARY	1 702	6 446	3 634
MALAYSIA	3 369	5 323	2 973	ROMANIA	41	417	233
SINGAPORE	27 039	43 525	24 325	BULGARIA	445	2 712	1 489
PHILIPPINES	1 981	2 105	1 172	MOROCCO	1 752	6 193	3 467
CHINA	3 926	5 158	2 884	ALGERIA	70	666	362
NORTH KOREA	108	173	101	LIBYA	6 226	30 113	16 653
SOUTH KOREA	11 641	19 705	11 050	EGYPT	5 588	24 241	13 530
JAPAN	33 364	68 778	38 516	SUDAN	267	332	192
TAIWAN	3 938	7 331	4 124	TOGO	144	99	55
HONG KONG	8 763	14 819	8 237	NIGERIA	116	1 376	760
AUSTRALIA	35 779	47 208	26 489	CAMEROON	18	258	141
NEW ZEALAND	3 035	4 409	2 475	TANZANIA	543	1 252	694
NEW CALEDON	217	327	175	REP S AFRICA	3 439	19 699	11 253
FJIJ	99	238	133	BOTSWANA	132	56	31
FR POLYNESIA	851	758	415	USA	671	10 860	6 037
				MEXICO	128	1 189	656
700 INDUSTRIAL PLANT, CHAP 84				COLOMBIA	3 765	16 728	9 283
EXPORTS	970 662	2 811 846	1 571 136	VENEZUELA	7	82	43
FRANCE	14 425	15 081	8 570	BRAZIL	4 133	17 014	9 473
BELGIUM LUX	36 639	69 968	40 134	CHILE	27	79	43
NETHERLANDS	25 957	26 213	14 677	BOLIVIA	515	181	109
UNITD KINGDOM	13 551	52 794	29 057	ARGENTINA	74	6 217	3 367
DENMARK	14 569	26 867	14 912	SYRIA	56	122	67
GREECE	1 776	2 876	1 592	IRAQ	833	5 465	3 103
PORTUGAL	10 556	8 914	5 135	IRAN	22 251	60 451	32 804
SPAIN	17 917	38 656	21 557	SAUDI ARABIA	18 198	56 608	31 808
NORWAY	6 658	14 656	8 007	KUWAIT	1 750	7 579	4 131
SWEDEN	2 486	2 742	1 620	ARAB EMIRAT	15 554	39 366	21 571
FINLAND	40	278	155	PAKISTAN	278	2 094	1 153
SWITZERLAND	36	198	107	INDIA	2 945	20 083	11 643
AUSTRIA	9 308	19 051	10 451	BANGLADESH	190	1 958	1 058
YUGOSLAVIA	4 189	4 206	2 314	SRI LANKA	170	140	75
TURKEY	37 876	184 570	101 038	NEPAL	39	127	69
SOVIET UNION	85 980	439 145	246 857	THAILAND	387	1 208	651
POLAND	914	5 037	2 782	INDONESIA	9 257	29 680	16 329
CZECHOSLOVA	3 365	17 131	9 483	MALAYSIA	97	4 142	2 270
HUNGARY	7 883	34 239	19 018	SINGAPORE	341	400	221
ROMANIA	1 432	8 083	4 474	PHILIPPINES	52	268	144
BULGARIA	6 445	27 105	14 926	CHINA	72 395	254 455	142 214
ALBANIA	394	3 062	1 658	NORTH KOREA	20 776	43 363	26 228
ALGERIA	17 964	3 644	2 010	SOUTH KOREA	1 234	15 510	8 603
LIBYA	9 561	41 838	22 996	TAIWAN	90	194	108
EGYPT	19 403	49 424	27 060	AUSTRALIA	198	5 457	2 987
MALI	2 067	4 486	2 466				
TOGO	37	86	46	711 STEAM BOILERS & AUX PLNT			
NIGERIA	755	5 031	2 910	IMPORTS	98 769	77 174	42 885
CAMEROON	16	56	31				
TANZANIA	931	3 996	2 162	FRANCE	8 405	4 967	2 750
REP S AFRICA	20 758	102 027	58 710	BELGIUM LUX	1 193	2 587	1 442
USA	19 561	95 543	53 298	NETHERLANDS	4 250	6 534	3 632
CANADA	16 831	61 878	33 991	ITALY	2 126	2 693	1 500
MEXICO	11 568	30 471	16 826	UNITD KINGDOM	6 021	3 319	1 941
GUATEMALA	1 914	713	399	DENMARK	31 407	16 982	9 481
VENEZUELA	2 369	6 945	3 893	SPAIN	8 893	2 064	1 176
PERU	8 798	13 970	7 915	SWEDEN	14 443	25 245	13 892
BRAZIL	715	3 929	2 154	FINLAND	4 010	3 164	1 736
CHILE	2 355	2 541	1 420	SWITZERLAND	1 311	959	534
BOLIVIA	879	1 003	554	AUSTRIA	7 194	4 640	2 573
ARGENTINA	5 941	81 236	44 372	YUGOSLAVIA	2 944	1 304	714
CYPRUS	250	1 742	975	POLAND	3 999	1 263	700
SYRIA	132	740	407	CZECHOSLOVA	892	427	241
IRAQ	2 079	23 848	13 048	HUNGARY	974	167	93
IRAN	41 623	94 391	51 513	USA	143	399	223
ISRAEL	498	2 542	1 403	JAPAN	525	432	242
SAUDI ARABIA	5 017	12 783	7 011	EXPORTS	291 565	436 971	244 282
ARAB EMIRAT	19 551	46 386	25 401				
PAKISTAN	17 166	23 539	13 273	FRANCE	10 333	8 894	4 957
INDIA	22 914	103 465	60 067	BELGIUM LUX	6 716	10 612	5 926
BANGLADESH	9 962	50 769	28 224	NETHERLANDS	15 560	15 134	8 390
SRI LANKA	3 258	5 805	3 218	ITALY	3 536	7 910	4 514
NEPAL	790	2 493	1 359	UNITD KINGDOM	3 815	5 627	3 071
BHUTAN	116	1 033	556	IRELAND	352	1 191	661
THAILAND	1 331	5 160	2 837	DENMARK	11 278	6 387	3 690
VIETNAM	1 014	325	180	GREECE	3 773	4 118	2 303
INDONESIA	3 119	30 948	17 054	PORTUGAL	1 944	4 921	2 749
MALAYSIA	178	3 170	1 739	SPAIN	4 369	10 316	5 715
SINGAPORE	218	1 588	873	CANARY IS	127	463	258

6 IMPORTS AND EXPORTS (SPECIAL TRADE) BY GROUPS OF THE SITC-REV. II AND BY COUNTRIES OF PRODUCTION AND CONSUMPTION 1987

GROUP COUNTRY	DT = 100 KG	1 000 DM	1 000 \$	GROUP COUNTRY	DT = 100 KG	1 000 DM	1 000 \$
ICELAND	71	100	55	REP S AFRICA	106	507	287
NORWAY	161	293	167	USA	466	6 104	3 610
SWEDEN	3 698	3 372	1 905	CANADA	499	8 448	4 656
FINLAND	1 198	1 688	930	JAMAICA	4	65	37
SWITZERLAND	5 492	10 159	5 679	BRAZIL	3	202	109
AUSTRIA	5 054	7 549	4 211	INDONESIA	21	394	221
MALTA	66	144	85	CHINA	1	50	31
YUGOSLAVIA	1 976	2 438	1 363	JAPAN	407	565	304
TURKEY	97 414	100 798	55 958	EXPORTS	75 099	566 280	315 797
SOVIET UNION	295	553	301	FRANCE	4 923	18 537	10 271
POLAND	2 595	2 368	1 328	BELGIUM LUX	1 102	17 093	9 486
CZECHOSLOVA	2 431	6 070	3 418	NETHERLANDS	7 057	73 911	41 597
HUNGARY	1 241	2 296	1 274	ITALY	1 510	8 926	5 042
BULGARIA	753	1 932	1 061	UNTD KINGDOM	6 567	26 694	14 685
MOROCCO	73	218	122	IRELAND	2	93	51
ALGERIA	20	91	49	DENMARK	1 179	9 389	5 409
TUNISIA	178	275	154	GREECE	294	2 150	1 247
LIBYA	2 194	6 475	3 651	PORTUGAL	1 013	5 941	3 297
EGYPT	2 352	3 152	1 723	SPAIN	1 107	8 058	4 462
SUDAN	221	216	119	CANARY IS	116	2 632	1 462
SENEGAL	96	129	77	NORWAY	621	4 225	2 346
IVORY COAST	111	316	168	SWEDEN	505	1 225	682
GHANA	58	178	98	FINLAND	865	10 729	6 053
TOGO	114	230	129	SWITZERLAND	3 900	12 668	7 037
BENIN	293	270	145	AUSTRIA	3 297	16 219	8 915
NIGERIA	408	1 694	983	YUGOSLAVIA	328	2 339	1 283
ETHIOPIA	12	60	34	TURKEY	73	1 581	881
KENYA	97	253	139	SOVIET UNION	18	402	220
UGANDA	97	66	36	POLAND	33	684	375
MAURITIUS	6	60	34	CZECHOSLOVA	3	308	167
ZAMBIA	10	80	44	HUNGARY	18	402	220
MALAWI	65	66	35	ROMANIA	3	69	38
REP S AFRICA	10 319	25 513	14 308	BULGARIA	19	332	181
BOTSWANA	772	712	396	MOROCCO	733	3 926	2 146
USA	1 134	1 862	1 030	ALGERIA	19	449	250
CANADA	2 464	986	536	TUNISIA	8	374	210
MEXICO	994	7 969	4 395	LIBYA	184	4 354	2 417
GUATEMALA	2 125	177	97	EGYPT	136	753	413
NICARAGUA	178	126	69	SUDAN	148	799	441
COSTA RICA	75	102	57	SENEGAL	3	188	104
JAMAICA	77	76	45	LIBERIA	10	78	44
COLOMBIA	90	149	82	IVORY COAST	22	152	85
VENEZUELA	15 969	49 424	27 350	NIGERIA	52	1 087	595
SURINAME	1 251	251	154	CAMEROON	2	210	116
ECUADOR	459	927	507	CENT AFR REP	7	141	72
PERU	626	1 501	828	ZAIRE	7	179	99
CHILE	223	1 160	635	KENYA	6	200	109
BOLIVIA	956	162	90	TANZANIA		62	34
ARGENTINA	27	128	69	MAURITIUS	151	609	328
CYPRUS	481	354	199	MALAWI	58	121	65
LEBANON	2	70	39	REP S AFRICA	14 331	110 573	61 789
SYRIA	237	345	190	SWAZILAND	6	403	222
IRAQ	82	502	279	USA	10 652	55 837	31 009
IRAN	2 458	4 594	2 579	CANADA	529	3 765	2 096
ISRAEL	1 146	1 323	741	MEXICO	1 904	34 547	19 004
JORDAN	36	85	47	EL SALVADOR		68	37
SAUDI ARABIA	2 623	6 317	3 627	CUBA	2	82	46
KUWAIT	1 174	4 326	2 378	JAMAICA	4	122	74
ARAB EMIRAT	15 870	37 449	21 580	TRINIDAD TOB		53	30
OMAN	25	389	214	NETH ANTILL	31	437	237
PAKISTAN	290	489	272	COLOMBIA	45	3 518	1 969
INDIA	9 569	25 152	14 032	VENEZUELA	87	1 321	742
BANGLADESH	542	2 402	1 306	PERU	5	231	127
SRI LANKA	15	103	59	BRAZIL	93	3 449	1 982
NEPAL	13	69	41	CHILE	2	170	95
THAILAND	5 876	5 993	3 335	BOLIVIA	151	110	60
INDONESIA	4 263	4 314	2 421	ARGENTINA	59	2 515	1 414
MALAYSIA	983	1 779	1 007	CYPRUS		63	34
SINGAPORE	1 670	1 465	823	IRAQ	36	229	132
PHILIPPINES	2 745	2 343	1 383	IRAN	1 280	22 594	12 609
CHINA	2 105	1 869	1 068	ISRAEL	404	1 429	819
SOUTH KOREA	2 723	3 104	1 790	JORDAN	11	557	303
JAPAN	503	2 424	1 340	SAUDI ARABIA	350	7 103	3 974
TAIWAN	2 520	2 975	1 651	KUWAIT	7	823	473
HONG KONG	4 412	4 410	2 461	BAHRAIN	1	133	74
AUSTRALIA	445	1 220	665	QATAR	111	913	526
NEW ZEALAND	152	204	114	ARAB EMIRAT	379	8 015	4 615
712 STEAM ENGINES, TURBINES				OMAN	3	132	72
IMPORTS	29 750	125 129	71 590	PAKISTAN	849	6 920	3 634
FRANCE	2 519	4 560	2 530	INDIA	3 437	29 100	16 204
BELGIUM LUX	747	4 978	2 765	BANGLADESH	321	4 589	2 489
NETHERLANDS	9 097	40 850	24 387	THAILAND	14	589	359
ITALY	2 515	3 946	2 208	VIETNAM	12	208	116
UNTD KINGDOM	429	2 739	1 498	INDONESIA	73	3 964	2 247
DENMARK	170	1 720	938	MALAYSIA	326	2 040	1 118
GREECE	101	387	213	BRUNEI		74	41
PORTUGAL	2	85	48	SINGAPORE	230	1 060	596
SPAIN	216	3 593	1 971	PHILIPPINES	66	2 331	1 284
CANARY IS	4	1 490	886	CHINA	31	849	466
NORWAY	54	604	326	SOUTH KOREA	2 048	9 479	5 319
SWEDEN	184	304	169	JAPAN	190	1 043	596
FINLAND	443	5 779	3 151	TAIWAN	675	4 103	2 289
SWITZERLAND	2 332	5 647	3 214	AUSTRALIA	54	1 000	558
AUSTRIA	5 563	24 891	14 035	NEW ZEALAND	184	1 171	645
YUGOSLAVIA	56	1 433	781	713 INTRNL COMBUS PISTN ENGN			
CZECHOSLOVA	2 550	2 624	1 471	IMPORTS	2 204 630	3 774 065	2 107 327
HUNGARY	30	387	213	FRANCE	265 309	484 479	270 567
MOROCCO	23	555	304	BELGIUM LUX	22 715	36 162	20 166
LIBYA	11	160	90	NETHERLANDS	54 066	78 039	43 419
EGYPT	744	1 588	874				
NIGERIA	45	246	135				

6 IMPORTS AND EXPORTS (SPECIAL TRADE) BY GROUPS OF THE SITC-REV. II AND BY COUNTRIES OF PRODUCTION AND CONSUMPTION 1987

GROUP COUNTRY	DT * 100 KG	1 000 DM	1 000 \$	GROUP COUNTRY	DT * 100 KG	1 000 DM	1 000 \$
ITALY	92 816	192 215	107 012	ANGOLA	1 032	3 223	1 771
UNITED KINGDOM	471 895	676 575	378 298	ETHIOPIA	306	1 126	634
IRELAND	1 178	7 169	3 959	DJIBOUTI	19	168	94
DENMARK	8 046	14 825	8 323	SOMALIA	56	219	123
GREECE	784	186	106	KENYA	262	1 399	781
PORTUGAL	119	430	241	UGANDA	213	944	526
SPAIN	227 522	274 484	153 973	TANZANIA	197	2 079	1 218
ICELAND	360	103	56	SEYCHELLES	27	74	43
NORWAY	2 206	4 164	2 305	MOZAMBIQUE	124	1 195	683
SWEDEN	14 359	27 472	15 227	MADAGASCAR	308	1 783	985
FINLAND	8 000	17 605	9 994	REUNION	26	150	82
SWITZERLAND	27 833	45 061	25 181	MAURITIUS	10	165	98
AUSTRIA	510 767	1 163 912	650 196	ZAMBIA	40	293	160
YUGOSLAVIA	58 263	40 632	22 689	ZIMBABWE	445	2 033	1 127
TURKEY	6 082	8 541	4 776	MALAWI	514	1 747	968
SOVIET UNION	745	625	352	REP S AFRICA	68 762	178 929	100 167
POLAND	4 781	4 467	2 478	USA	801 222	1 423 859	795 062
CZECHOSLOVAKIA	762	1 065	600	CANADA	11 481	48 204	26 680
HUNGARY	583	431	252	MEXICO	35 713	18 424	10 270
ROMANIA	20	167	92	BERMUDA	11	102	56
BULGARIA	356	135	74	GUATEMALA	250	1 171	646
ETHIOPIA	15	241	133	HONDURAS	143	583	327
REP S AFRICA	1 270	2 976	1 655	EL SALVADOR	2 667	1 393	767
USA	79 460	176 284	98 357	COSTA RICA	264	646	355
CANADA	274	787	438	PANAMA	429	1 810	1 014
MEXICO	144 655	165 488	91 913	CUBA	848	1 450	800
CUBA	1	55	30	DOMINIC REP	251	373	206
BRAZIL	25 285	50 252	27 894	GUADELOUPE	51	287	161
BOLIVIA	387	1 200	666	MARTINIQUE	21	107	58
ARGENTINA	1 578	1 808	998	JAMAICA	3	59	31
IRAQ	93	211	116	BARBADOS	6	106	60
ISRAEL	72	105	59	TRINIDAD TOB	79	386	220
SAUDI ARABIA	120	628	350	ARUBA	5	66	36
BAHRAIN	90	51	30	NETH ANTILL	137	916	506
ARAB EMIRAT	30	68	37	COLOMBIA	580	3 126	1 758
INDIA	689	2 888	1 600	VENEZUELA	18 215	32 646	18 052
SINGAPORE	341	2 443	1 353	SURINAME	9	136	74
CHINA	314	326	180	FRENCH GUIAN	8	57	32
SOUTH KOREA	27 098	25 098	14 542	ECUADOR	1 501	4 035	2 237
JAPAN	41 460	114 190	63 440	PERU	1 303	5 469	3 041
TAIWAN	131	293	163	BRAZIL	4 418	23 446	13 052
AUSTRALIA	100 968	149 160	82 722	CHILE	8 696	11 698	6 516
EXPORTS	4 831 569	7 611 365	4 251 130	BOLIVIA	280	1 540	840
FRANCE	425 695	673 986	375 914	PARAGUAY	249	657	366
BELGIUM LUX	450 351	619 749	346 198	URUGUAY	795	2 110	1 185
NETHERLANDS	176 588	250 714	140 283	ARGENTINA	9 247	18 919	10 494
ITALY	80 802	352 575	196 955	CYPRUS	717	2 265	1 259
UNITED KINGDOM	1 117 032	770 907	429 992	LEBANON	1 875	1 786	1 003
IRELAND	886	3 056	1 699	SYRIA	2 318	3 121	1 733
DENMARK	34 976	81 719	45 490	IRAQ	3 110	20 508	11 316
GREECE	53 713	38 742	21 690	IRAN	48 327	114 103	63 782
PORTUGAL	5 389	27 722	15 557	ISRAEL	5 051	20 549	11 762
SPAIN	432 119	662 525	369 523	JORDAN	3 461	5 452	3 030
CANARY IS	837	5 211	2 923	SAUDI ARABIA	6 427	38 685	21 473
CEUTA MEL	661	1 392	769	KUWAIT	1 371	5 379	3 011
ICELAND	468	2 103	1 175	BAHRAIN	94	666	380
FAROE IS	121	412	227	QATAR	95	1 097	616
NORWAY	13 745	55 890	31 300	ARAB EMIRAT	2 546	20 544	11 384
SWEDEN	180 984	351 149	196 390	OMAN	276	2 592	1 455
FINLAND	19 418	51 981	29 003	NORTH YEMEN	150	590	338
SWITZERLAND	31 353	96 078	53 558	SOUTH YEMEN	40	729	409
AUSTRIA	440 029	486 092	271 345	AFGHANISTAN	1 119	193	107
ANDORRA	41	118	67	PAKISTAN	3 252	6 041	3 376
GIBRALTAR	76	325	181	INDIA	3 204	36 800	20 511
MALTA	3 871	9 868	5 438	BANGLADESH	1 153	2 347	1 274
YUGOSLAVIA	20 667	65 911	36 818	MALDIVES	31	86	47
TURKEY	26 793	61 955	34 859	SRI LANKA	349	896	497
SOVIET UNION	15 063	85 886	48 081	BURMA	175	1 587	974
POLAND	2 078	9 007	5 008	THAILAND	2 215	11 776	6 467
CZECHOSLOVAKIA	986	6 875	3 809	INDONESIA	3 422	8 203	4 667
HUNGARY	3 386	17 273	9 623	MALAYSIA	1 297	4 838	2 714
ROMANIA	720	3 424	1 855	BRUNEI	6	59	34
BULGARIA	765	2 405	1 355	SINGAPORE	18 795	105 359	59 397
MOROCCO	2 133	6 201	3 422	PHILIPPINES	745	1 525	865
ALGERIA	50 916	136 912	77 143	CHINA	13 673	38 429	21 332
TUNISIA	3 296	8 621	4 854	SOUTH KOREA	27 157	141 514	79 524
LIBYA	2 830	16 928	9 446	JAPAN	13 347	42 618	23 821
EGYPT	36 633	49 742	27 895	TAIWAN	1 936	17 136	9 471
SUDAN	338	2 086	1 177	HONG KONG	1 587	10 496	5 936
MAURITANIA	152	525	293	AUSTRALIA	48 080	96 676	53 965
MALI	134	600	336	PAPUA NEW G	4	90	48
BURKINA FASO	44	76	43	NEW ZEALAND	367	1 806	1 000
NIGER	247	454	253	SOLOMON IS	5	57	34
CAPE VERDE	36	425	242	NEW CALEDON	35	154	88
SENEGAL	656	1 230	684	VANUATU	9	100	56
GAMBIA	174	202	107	WEST SAMOA	7	55	30
GUIN BISSAU	107	465	255	FR POLYNESIA	143	621	342
GUINEA	1 264	5 574	3 063	SHIPS SUPPL	8	69	37
SIERRA LEONE	83	767	425	714 ENGINES & MOTORS NES			
LIBERIA	224	1 348	743	IMPORTS	43 699	1 670 567	930 971
IVORY COAST	181	1 232	687	FRANCE	5 487	253 234	141 919
GHANA	1 105	2 199	1 206	BELGIUM LUX	1 394	48 750	27 016
TOGO	141	918	519	NETHERLANDS	4 289	79 942	44 628
NIGERIA	1 124	5 659	3 213	ITALY	2 379	30 622	17 441
CAMEROON	359	1 245	690	UNITED KINGDOM	4 847	242 736	135 565
CENT AFR REP	46	104	57	IRELAND	296	6 159	3 419
EQUAT GUINEA	37	283	169	DENMARK	1 741	11 725	6 625
GABON	91	339	192	GREECE	318	4 736	2 723
CONGO	24	96	53	PORTUGAL	24	1 800	1 008
ZAIRE	190	1 699	943	SPAIN	355	3 646	2 099
RWANDA	45	177	100	NORWAY	750	8 562	4 824
BURUNDI	77	309	175				

6 IMPORTS AND EXPORTS (SPECIAL TRADE) BY GROUPS OF THE SITC-REV. II AND BY COUNTRIES OF PRODUCTION AND CONSUMPTION 1987

GROUP COUNTRY	DT * 100 KG	1 000 DM	1 000 \$	GROUP COUNTRY	DT * 100 KG	1 000 DM	1 000 \$
SWEDEN	676	15 858	8 857	CHILE	17	1 101	595
FINLAND	465	11 907	6 645	BOLIVIA	11	95	57
SWITZERLAND	2 961	45 310	25 186	ARGENTINA	443	879	482
AUSTRIA	2 923	13 426	7 471	CYPRUS	4	354	195
MALTA	12	977	532	LEBANON	3	416	228
YUGOSLAVIA	16	1 823	1 011	SYRIA	54	804	449
TURKEY	13	2 741	1 536	IRAQ	105	19 536	10 813
CZECHOSLOVA	1	160	88	IRAN	229	11 454	6 481
HUNGARY	386	1 161	649	ISRAEL	41	3 067	1 689
ROMANIA	2	282	167	JORDAN	134	21 052	11 613
MOROCCO	26	2 521	1 376	SAUDI ARABIA	154	32 230	17 899
ALGERIA	202	5 128	2 863	KUWAIT	81	17 533	9 861
TUNISIA	8	890	483	BAHRAIN	43	2 443	1 345
EGYPT	124	18 763	10 457	QATAR	314	5 073	2 907
SUDAN	88	1 500	883	ARAB EMIRAT	255	3 377	1 852
NIGERIA	4	628	349	OMAN	4	385	212
CAMEROON	3	122	66	NORTH YEMEN	3	527	293
GABON	19	2 482	1 375	PAKISTAN	121	5 349	2 959
ETHIOPIA	58	3 868	2 118	INDIA	126	5 887	3 231
SOMALIA	35	629	346	BANGLADESH	108	228	125
ZIMBABWE	2	140	77	SRI LANKA	92	12 535	6 970
REP S AFRICA	33	4 464	2 506	THAILAND	46	737	409
BOTSWANA	3	329	178	INDONESIA	13	333	182
USA	6 841	505 920	280 908	MALAYSIA	535	92 913	52 463
CANADA	347	21 529	11 972	SINGAPORE	221	5 109	2 630
DOMINIC REP	2	221	119	PHILIPPINES	1 072	187 756	104 855
COLOMBIA	94	1 141	629	CHINA	220	2 186	1 212
BRAZIL	136	5 988	3 310	SOUTH KOREA	252	6 881	3 832
CHILE	64	657	354	JAPAN	96	5 199	2 856
CYPRUS	201	1 995	1 123	TAIWAN	113	660	356
LEBANON	1	58	32	HONG KONG	17	269	147
SYRIA	4	127	71	AUSTRALIA	267	6 438	3 577
IRAQ	474	18 626	10 577	FIJI	16	179	98
IRAN	1 356	21 961	12 144				
ISRAEL	14	2 331	1 279	716 ROTATING ELECTRIC PLANT			
JORDAN	132	15 063	8 259				
SAUDI ARABIA	226	19 786	10 950	IMPORTS	1 064 047	1 521 813	848 965
KUWAIT	59	9 803	5 479	FRANCE	202 525	239 185	133 252
BAHRAIN	22	1 963	1 078	BELGIUM LUX	17 185	64 019	35 966
QATAR	784	4 818	2 876	NETHERLANDS	17 588	37 449	20 874
ARAB EMIRAT	1	134	74	ITALY	122 516	150 895	84 229
OMAN	1	120	66	UNITD KINGDOM	79 932	89 590	49 733
NORTH YEMEN	5	550	316	IRELAND	5 160	12 239	6 803
PAKISTAN	37	403	219	DENMARK	75 634	58 614	32 702
INDIA	392	6 393	3 530	GREECE	127	169	96
SRI LANKA	5	441	239	PORTUGAL	346	296	164
NEPAL	108	2 524	1 379	SPAIN	56 146	72 186	40 299
THAILAND	8	1 198	653	CANARY IS	44	61	34
MALAYSIA	373	46 566	26 096	NORWAY	1 554	6 238	3 442
BRUNEI	17	500	275	SWEDEN	24 138	33 088	18 415
SINGAPORE	83	7 448	4 110	FINLAND	6 438	12 128	6 851
PHILIPPINES	966	124 309	68 763	SWITZERLAND	81 420	215 338	119 931
SOUTH KOREA	16	2 024	1 128	AUSTRIA	139 086	128 731	72 209
JAPAN	810	11 115	6 126	MALTA	530	285	157
HONG KONG	39	724	400	YUGOSLAVIA	68 552	65 407	36 301
AUSTRALIA	23	3 572	1 997	TURKEY	1 385	973	535
NEW ZEALAND	41	2 726	1 514	SOVIET UNION	1 999	901	497
NEW CALEDON	50	750	406	POLAND	11 273	6 959	3 915
EXPORTS	34 644	2 161 541	1 205 067	CZECHOSLOVA	35 506	13 431	7 507
FRANCE	3 041	475 029	262 893	HUNGARY	32 812	21 832	12 230
BELGIUM LUX	451	27 289	15 494	BULGARIA	5 332	2 871	1 605
NETHERLANDS	4 771	118 776	65 368	ALGERIA	7	274	155
ITALY	994	23 583	12 972	TUNISIA	6	279	159
UNITD KINGDOM	4 120	269 284	150 760	LIBYA	169	145	79
IRELAND	66	5 135	2 816	EGYPT	580	804	449
DENMARK	339	10 656	5 900	LIBERIA	200	200	111
GREECE	22	3 938	2 214	CONGO	120	68	38
PORTUGAL	76	2 373	1 342	ETHIOPIA	4	226	129
SPAIN	169	2 967	1 664	SOMALIA	3	110	63
CANARY IS	5	60	34	REP S AFRICA	225	1 059	584
NORWAY	44	6 556	3 640	USA	39 196	126 217	70 322
SWEDEN	234	14 861	8 238	CANADA	2 436	5 584	3 095
FINLAND	559	21 429	11 856	MEXICO	1 090	2 614	1 449
SWITZERLAND	3 964	31 430	17 414	NETH ANTILL	2	106	58
AUSTRIA	2 332	34 701	19 100	BRAZIL	2 007	1 698	946
MALTA	8	533	291	ARGENTINA	26	94	53
YUGOSLAVIA	125	4 552	2 531	SYRIA	100	263	145
TURKEY	32	5 377	2 942	IRAQ	517	291	162
SOVIET UNION	36	1 481	813	IRAN	4	388	218
POLAND	53	1 040	574	ISRAEL	368	685	382
CZECHOSLOVA	59	1 054	588	JORDAN	42	430	238
ROMANIA	20	3 047	1 676	SAUDI ARABIA	376	2 017	1 138
MOROCCO	22	2 280	1 250	KUWAIT	5	1 235	687
ALGERIA	58	6 644	3 709	ARAB EMIRAT	265	171	98
TUNISIA	51	5 055	2 825	OMAN	180	333	186
LIBYA	112	997	549	NORTH YEMEN	151	151	84
EGYPT	187	36 768	21 250	INDIA	16	75	40
NIGERIA	26	700	406	THAILAND	91	301	170
GABON	9	2 165	1 207	SINGAPORE	1 504	4 586	2 581
ETHIOPIA	22	4 240	2 377	CHINA	10 961	3 987	2 265
SOMALIA	2	319	173	SOUTH KOREA	142	873	320
SEYCHELLES	5	466	253	JAPAN	15 283	75 743	42 527
ZIMBABWE	4	214	117	TAIWAN	2 610	11 767	6 498
REP S AFRICA	314	5 995	3 382	HONG KONG	16 934	45 698	25 365
USA	6 603	517 874	288 601	AUSTRALIA	28	193	103
CANADA	116	4 801	2 551	EXPORTS	1 176 126	2 834 637	1 583 661
MEXICO	154	3 597	2 108	FRANCE	132 586	319 844	178 117
COLOMBIA	10	2 155	1 204	BELGIUM LUX	91 876	140 960	78 588
VENEZUELA	7	65	35	NETHERLANDS	108 159	236 614	132 277
FRENCH GUIAN	88	41 775	24 836	ITALY	103 061	265 533	148 069
ECUADOR	2	102	56	UNITD KINGDOM	89 692	251 429	140 268
BRAZIL	108	6 735	3 631				

6 IMPORTS AND EXPORTS (SPECIAL TRADE) BY GROUPS OF THE SITC-REV. II AND BY COUNTRIES OF PRODUCTION AND CONSUMPTION 1987

GROUP COUNTRY	DT * 100 KG	1 000 DM	1 000 \$	GROUP COUNTRY	DT * 100 KG	1 000 DM	1 000 \$
IRELAND	3 860	5 947	3 311	AFGHANISTAN	76	208	114
DENMARK	60 072	89 323	49 771	PAKISTAN	4 999	12 975	7 329
GREECE	17 712	19 525	10 884	INDIA	7 332	31 133	17 467
PORTUGAL	6 512	14 819	8 287	BANGLADESH	98	421	235
SPAIN	36 572	63 377	35 317	SRI LANKA	542	679	384
CANARY IS	291	536	302	NEPAL	294	573	319
ICELAND	365	815	454	BURMA	159	547	298
NORWAY	20 893	34 681	19 406	THAILAND	1 332	3 491	1 931
SWEDEN	49 630	122 283	68 199	INDONESIA	3 494	9 568	5 339
FINLAND	20 943	46 894	26 131	MALAYSIA	811	1 778	985
SWITZERLAND	104 517	275 698	153 772	BRUNEI	38	134	73
AUSTRIA	55 198	112 758	62 981	SINGAPORE	3 031	13 314	7 462
MALTA	221	948	531	PHILIPPINES	255	1 251	694
YUGOSLAVIA	4 388	17 813	10 061	CHINA	14 341	32 449	18 800
TURKEY	14 157	34 970	19 370	SOUTH KOREA	3 476	10 239	5 784
SOVIET UNION	7 148	25 251	14 198	JAPAN	3 024	11 448	6 379
POLAND	2 919	9 855	5 518	TAIWAN	3 185	10 858	6 056
CZECHOSLOVA	2 425	11 466	6 383	HONG KONG	1 426	8 278	4 636
HUNGARY	3 374	12 722	7 113	AUSTRALIA	12 708	29 953	16 667
ROMANIA	183	481	267	PAPUA NEW G	319	468	258
BULGARIA	1 648	7 491	4 279	NEW ZEALAND	1 226	3 130	1 752
MOROCCO	1 919	4 854	2 686	WEST SAMOA	24	76	42
ALGERIA	1 819	6 954	4 068				
TUNISIA	226	1 202	679	718 OTH POWER GENERATG MACHY			
LIBYA	2 391	7 927	4 372				
EGYPT	5 287	14 354	8 220	IMPORTS	79 985	236 403	131 682
SUDAN	92	245	133				
MALI	90	433	234	FRANCE	12 002	27 873	15 718
BURKINA FASO	27	56	30	BELGIUM LUX	1 120	1 813	1 022
CAPE VERDE	85	209	115	NETHERLANDS	5 924	8 092	4 506
SENEGAL	24	114	65	ITALY	5 744	14 385	7 935
GAMBIA	44	129	72	UNITD KINGDOM	10 564	24 540	13 674
GUINEA	863	1 628	916	IRELAND	34	188	100
SIERRA LEONE	1 541	6 749	3 730	DENMARK	7 964	22 766	12 661
LIBERIA	635	1 786	972	GREECE	6	108	64
IVORY COAST	64	154	83	SPAIN	70	320	179
GHANA	193	352	199	NORWAY	490	1 465	827
TOGO	3 491	5 600	3 079	SWEDEN	8 168	35 531	19 700
BENIN	299	728	421	FINLAND	230	446	246
NIGERIA	2 839	7 146	4 154	SWITZERLAND	8 836	35 586	19 823
CAMEROON	151	532	289	AUSTRIA	9 651	25 620	14 287
CENT AFR REP	162	290	160	YUGOSLAVIA	123	825	455
EQUAT GUINEA	27	63	34	CZECHOSLOVA	317	454	254
GABON	13	62	34	HUNGARY	897	1 779	993
CONGO	135	204	112	TUNISIA	38	91	56
ZAIRE	594	2 109	1 172	NIGERIA	7	99	53
RWANDA	308	776	434	USA	4 499	25 056	13 952
BURUNDI	79	202	113	CANADA	119	1 556	842
ANGOLA	234	320	177	MEXICO	475	468	286
ETHIOPIA	303	955	541	IRAQ	40	88	50
SOMALIA	110	588	348	SAUDI ARABIA		60	33
KENYA	208	675	374	JAPAN	2 190	6 286	3 461
UGANDA	188	519	291	TAIWAN	265	161	90
TANZANIA	292	804	468	AUSTRALIA	9	291	162
MOZAMBIQUE	967	2 658	1 454				
MAURITIUS	25	1 128	636	EXPORTS	265 096	1 550 440	860 544
ZAMBIA	375	1 081	593				
ZIMBABWE	111	341	191	FRANCE	34 212	365 602	201 265
MALAWI	53	299	163	BELGIUM LUX	10 895	227 355	125 220
REP S AFRICA	10 794	31 445	18 068	NETHERLANDS	21 796	111 884	64 570
LESOTHO	82	171	96	ITALY	13 316	43 593	24 306
USA	67 911	219 197	122 269	UNITD KINGDOM	61 758	86 874	48 578
CANADA	13 253	34 534	19 250	IRELAND	53	474	263
MEXICO	1 118	4 735	2 614	DENMARK	3 996	12 745	7 145
GUATEMALA	109	241	136	GREECE	354	1 618	889
EL SALVADOR	37	93	51	PORTUGAL	344	1 657	918
NICARAGUA	511	827	461	SPAIN	4 355	140 840	77 506
COSTA RICA	114	287	159	ICELAND	13	78	42
PANAMA	4	86	47	NORWAY	3 074	14 548	8 162
CUBA	76	288	157	SWEDEN	5 749	101 823	56 445
HAITI	519	892	538	FINLAND	3 142	79 254	43 293
DOMINIC REP	51	87	49	SWITZERLAND	15 265	122 411	68 105
AM VIRGIN IS		268	148	AUSTRIA	20 251	52 122	29 122
JAMAICA	494	2 526	1 398	YUGOSLAVIA	2 066	5 423	3 019
ST VINCENT	82	288	176	TURKEY	4 065	7 910	4 424
BARBADOS	3	56	31	SOVIET UNION	252	1 836	1 031
TRINIDAD TOB	50	209	115	POLAND	1 536	5 807	3 195
NETH ANTILL	608	2 780	1 498	CZECHOSLOVA	382	2 046	1 139
COLOMBIA	1 311	3 232	1 789	HUNGARY	1 484	4 540	2 533
VENEZUELA	5 436	9 508	5 280	ROMANIA	16	84	46
SURINAME	9	109	60	BULGARIA	111	643	359
ECUADOR	374	1 282	714	MOROCCO	10	84	47
PERU	350	1 485	828	ALGERIA	1 680	3 799	2 134
BRAZIL	4 421	27 501	15 629	TUNISIA	46	133	76
CHILE	1 658	3 570	2 015	LIBYA	49	73	39
BOLIVIA	97	225	126	EGYPT	531	1 975	1 096
PARAGUAY	221	974	534	BURKINA FASO	955	2 657	1 442
URUGUAY	201	799	442	GHANA	5	64	38
ARGENTINA	398	3 700	2 038	TOGO	402	1 335	737
CYPRUS	872	2 171	1 199	NIGERIA	45	154	87
LEBANON	663	1 186	653	GABON	21	186	103
SYRIA	1 189	1 741	984	CONGO	2 582	1 372	763
IRAQ	3 682	12 336	6 774	ZAIRE	30	174	95
IRAN	13 969	35 924	20 075	BURUNDI	434	1 730	949
ISRAEL	2 100	7 962	4 439	KENYA	16	134	75
JORDAN	700	2 162	1 253	TANZANIA	221	676	371
SAUDI ARABIA	9 633	20 640	11 620	ZIMBABWE	2	91	50
KUWAIT	2 514	6 654	3 665	REP S AFRICA	1 024	4 952	2 741
BAHRAIN	124	1 234	730	USA	27 242	56 573	31 612
QATAR	50	197	107	CANADA	5 515	11 105	6 204
ARAB EMIRAT	1 552	5 808	3 230	MEXICO	1 006	4 598	2 530
OMAN	381	769	419	GUATEMALA	4	125	69
NORTH YEMEN	713	2 730	1 644	JAMAICA	528	2 204	1 217
SOUTH YEMEN	566	1 915	1 151	COLOMBIA	222	2 216	1 205

6 IMPORTS AND EXPORTS (SPECIAL TRADE) BY GROUPS OF THE SITC-REV. 11 AND BY COUNTRIES OF PRODUCTION AND CONSUMPTION 1997

GROUP COUNTRY	DT * 100 KG	1 000 DM	1 000 \$	GROUP COUNTRY	DT * 100 KG	1 000 DM	1 000 \$
EXPORTS	1 594 474	1 646 835	919 386	UNITED KINGDOM	61 364	76 159	42 449
FRANCE	269 288	284 672	159 136	IRELAND	4 516	3 022	1 685
BELGIUM LUX	48 073	51 867	29 014	DENMARK	12 015	10 402	5 821
NETHERLANDS	119 555	138 080	76 976	PORTUGAL	34	70	37
ITALY	53 060	58 107	32 285	SPAIN	4 013	2 208	1 225
UNITED KINGDOM	175 420	166 125	92 837	NORWAY	4 737	5 352	2 962
IRELAND	2 832	3 090	1 754	SWEDEN	80 918	69 851	39 009
DENMARK	63 958	73 249	41 122	FINLAND	4 516	16 083	8 911
GREECE	13 988	15 483	8 593	SWITZERLAND	20 630	26 995	15 015
PORTUGAL	27 019	28 198	15 727	AUSTRIA	88 094	112 272	62 610
SPAIN	47 500	44 108	24 699	YUGOSLAVIA	26 365	7 671	4 265
CANARY IS	146	80	43	TURKEY	2 967	1 212	676
ICELAND	792	1 083	600	SOVIET UNION	3 001	3 686	2 057
NORWAY	43 308	47 620	26 639	POLAND	17 318	5 065	2 825
SWEDEN	34 894	41 205	23 094	CZECHOSLOVAKIA	8 473	3 115	1 728
FINLAND	18 624	20 601	11 574	HUNGARY	38 555	10 539	5 934
SWITZERLAND	42 553	53 676	29 931	MOROCCO	130	210	116
AUSTRIA	66 003	74 957	41 989	LIBYA	405	345	187
ANDORRA	61	83	45	GABON	521	49	30
YUGOSLAVIA	3 146	1 622	907	REP S AFRICA	489	439	239
TURKEY	1 589	3 377	1 850	USA	74 082	87 769	48 883
SOVIET UNION	50	156	94	CANADA	7 721	8 827	4 973
POLAND	221	300	163	BRAZIL	129	119	65
CZECHOSLOVAKIA	92	230	127	IRAQ	2 901	1 828	997
HUNGARY	2 528	4 733	2 593	JORDAN	1 097	344	189
BULGARIA	115	251	143	SAUDI ARABIA	1 471	619	350
MOROCCO	12 789	13 247	7 347	INDIA	1 464	101	57
ALGERIA	107	291	158	SINGAPORE	829	657	355
TUNISIA	486	459	281	CHINA	161	80	44
LIBYA	479	926	505	SOUTH KOREA	6 375	1 887	1 034
EGYPT	642	298	162	JAPAN	145 262	161 809	90 075
SUDAN	2 511	2 077	1 142	HONG KONG	136	251	137
MALI	169	237	132	AUSTRALIA	575	641	353
BURKINA FASO	647	1 432	845	EXPORTS	3 557 107	3 600 895	2 013 727
SENEGAL	144	362	195	FRANCE	489 221	401 214	223 650
GAMBIA	86	61	35	BELGIUM LUX	172 626	116 777	65 150
IVORY COAST	435	336	184	NETHERLANDS	323 755	213 484	118 936
GHANA	501	223	124	ITALY	269 542	311 972	176 803
NIGERIA	134	225	126	UNITED KINGDOM	269 716	299 467	167 186
CAMEROON	51	83	46	IRELAND	3 703	4 272	2 360
ZAIRE	517	948	529	DENMARK	81 157	83 785	46 744
BURUNDI	32	81	45	GREECE	52 748	14 844	8 263
ETHIOPIA	183	209	115	PORTUGAL	22 504	21 998	12 285
SOMALIA	2 320	2 526	1 389	SPAIN	114 663	112 585	63 071
KENYA	4 701	4 198	2 398	CANARY IS	5 215	3 797	2 136
UGANDA	2 804	3 085	1 700	ICELAND	4 148	1 876	1 063
TANZANIA	151	169	93	NORWAY	66 758	92 391	51 727
MADAGASCAR	1 731	1 928	1 052	SWEDEN	91 481	91 322	51 063
REUNION	199	226	123	FINLAND	35 467	38 331	21 447
MAURITIUS	150	274	153	SWITZERLAND	132 853	155 643	86 761
ZAMBIA	702	785	433	AUSTRIA	197 435	197 881	110 560
ZIMBABWE	4 169	4 091	2 261	YUGOSLAVIA	72 116	57 633	32 327
REP S AFRICA	3 796	4 429	2 512	TURKEY	59 984	63 602	35 812
USA	376 554	361 766	201 523	SOVIET UNION	38 428	91 082	51 232
CANADA	2 403	4 774	2 746	HUNGARY	12 986	25 832	14 472
GUATEMALA	2 611	1 845	1 024	CZECHOSLOVAKIA	13 775	28 627	16 143
HONDURAS	1 488	1 425	811	ROMANIA	16 884	29 266	16 332
EL SALVADOR	363	325	179	BULGARIA	49	363	199
COSTA RICA	1 181	1 001	559	ALBANIA	13 380	15 766	8 784
PANAMA	1 160	1 042	579	MOROCCO	2 699	846	503
DOMINIC REP	4 333	2 890	1 599	LIBYA	5 480	9 282	5 151
MARTINIQUE	68	73	40	EGYPT	5 803	17 957	10 013
JAMAICA	527	416	234	TUNISIA	1 989	3 180	1 782
TRINIDAD TOB	250	177	97	LIBYA	24 134	38 371	21 760
COLOMBIA	4 068	2 845	1 553	SUDAN	14 510	20 025	11 123
VENEZUELA	23 058	16 726	9 185	MAURITANIA	967	1 057	601
FRENCH GUIAN	65	56	30	MALI	1 679	3 131	1 699
ECUADOR	2 405	1 631	893	BURKINA FASO	282	1 700	931
PERU	6 772	6 893	3 852	NIGER	207	370	205
BRAZIL	440	460	262	SENEGAL	20	97	58
CHILE	3 823	2 378	1 343	GAMBIA	124	322	177
BOLIVIA	1 071	714	396	GUINEA	224	201	118
PARAGUAY	950	686	375	SIERRA LEONE	17	92	54
URUGUAY	5 250	3 495	1 951	LIBERIA	477	753	418
SYRIA	163	150	82	IVORY COAST	1 781	2 305	1 311
ISRAEL	4 245	5 095	2 806	GHANA	2 186	1 762	974
JORDAN	597	465	257	TOGO	998	586	333
SAUDI ARABIA	12 297	17 493	9 720	BENIN	4 286	7 620	4 250
KUWAIT	1 007	789	475	NIGERIA	1 315	1 860	1 031
ARAB EMIRAT	84	140	76	CAMEROON	1 633	2 214	1 224
OMAN	118	121	67	CENT AFR REP	12 544	14 501	8 162
PAKISTAN	1 749	2 074	1 127	GABON	1 952	2 886	1 606
THAILAND	1 774	1 421	829	CONGO	1 434	1 774	962
MALAYSIA	2 462	1 627	909	ZAIRE	458	701	391
SINGAPORE	2 399	1 516	833	RWANDA	45	63	35
PHILIPPINES	180	132	74	BURUNDI	7 606	13 547	7 534
CHINA	138	172	95	ANGOLA	922	1 722	970
NORTH KOREA	190	156	91	ETHIOPIA	600	845	465
SOUTH KOREA	51	127	70	DJIBOUTI	218	494	271
JAPAN	17 764	19 863	11 083	SOMALIA	1 248	1 706	942
TAIWAN	1 972	2 073	1 145	KENYA	73	347	198
AUSTRALIA	31 874	24 645	13 806	UGANDA	395	753	422
NEW ZEALAND	233	393	215	TANZANIA	2 548	3 570	1 986
NEW CALEDON	261	217	122	MOZAMBIQUE	2 877	4 752	2 660
723 CIVIL ENGINEERING EQUIP ETC				MADAGASCAR	430	1 697	953
IMPORTS	1 350 631	1 124 671	627 318	REUNION	276	516	282
FRANCE	288 511	218 621	121 781	MAURITIUS	378	424	234
BELGIUM LUX	158 877	145 062	81 464	COMOROS	1 109	1 387	768
NETHERLANDS	97 669	47 156	26 339	ZAMBIA	342	394	222
ITALY	164 029	93 926	52 317	ZIMBABWE	154	127	74
					3 069	4 977	2 759
					784	973	568

6 IMPORTS AND EXPORTS (SPECIAL TRADE) BY GROUPS OF THE SITC-REV. II AND BY COUNTRIES OF PRODUCTION AND CONSUMPTION 1987

GROUP COUNTRY	DT * 100 KG	1 000 DM	1 000 \$	GROUP COUNTRY	DT * 100 KG	1 000 DM	1 000 \$
MALAWI	522	441	246	INDIA	679	1 901	1 077
REP S AFRICA	33 652	50 273	28 145	SINGAPORE	4 582	12 358	6 927
BOTSWANA	390	692	383	CHINA	71	279	161
USA	523 884	440 095	246 043	SOUTH KOREA	342	1 318	735
CANADA	78 305	82 515	46 046	JAPAN	22 328	124 372	69 222
MEXICO	4 882	9 282	5 082	TAIWAN	32 707	50 547	28 478
HONDURAS	447	259	151	HONG KONG	249	788	417
CUBA	3	81	45	AUSTRALIA	107	59	35
HAITI	172	194	106	NEW ZEALAND	70	59	31
DOMINIC REP	1 014	916	506	EXPORTS	2 179 595	7 770 477	4 347 195
GUADELOUPE	656	878	477	FRANCE	137 419	505 487	281 540
DOMINICA	100	108	59	BELGIUM LUX	69 969	227 212	127 074
MARTINIQUE	532	592	324	NETHERLANDS	54 521	167 309	93 597
JAMAICA	51	182	108	ITALY	173 973	729 901	409 214
BARBADOS	29	72	40	UNITED KINGDOM	89 366	314 607	175 522
TRINIDAD TOB	17	76	41	IRELAND	3 884	16 691	9 341
ARUBA	445	830	455	DENMARK	14 211	55 296	30 829
NETH ANTILL	255	465	256	GREECE	34 374	119 630	67 045
COLOMBIA	6 328	18 807	10 415	PORTUGAL	48 085	189 991	106 318
VENEZUELA	10 039	6 274	3 499	SPAIN	61 680	213 651	119 653
GUYANA	647	1 764	992	CANARY IS	142	487	269
SURINAME	557	453	254	CEUTA MEL	95	335	182
ECUADOR	908	1 719	946	ICELAND	623	2 717	1 527
PERU	2 216	3 771	2 119	NORWAY	6 264	21 253	11 902
BRAZIL	2 833	11 876	6 616	SWEDEN	16 664	55 853	31 158
CHILE	18 181	25 899	14 169	FINLAND	12 793	44 777	25 169
BOLIVIA	793	669	380	SWITZERLAND	101 149	262 556	147 198
PARAGUAY	10	79	43	AUSTRIA	53 556	170 454	95 342
URUGUAY	484	707	394	ANDORRA	2	74	41
ARGENTINA	981	2 291	1 294	MALTA	867	5 124	2 873
CYPRUS	153	503	283	YUGOSLAVIA	30 306	173 629	97 571
LEBANON	633	102	57	TURKEY	91 374	229 498	128 579
SYRIA	5 813	5 871	3 197	SOVIET UNION	18 108	134 411	75 626
IRAQ	5 433	12 814	7 248	POLAND	13 930	71 492	39 979
IRAN	7 563	9 651	5 353	CZECHOSLOV	19 701	114 402	64 544
ISRAEL	6 174	8 844	4 970	HUNGARY	14 082	65 799	36 738
JORDAN	12 105	19 537	10 791	ROMANIA	442	2 447	1 384
SAUDI ARABIA	4 560	8 912	5 023	BULGARIA	6 064	31 327	17 455
KUWAIT	1 314	2 316	1 277	ALBANIA	75	581	321
BAHRAIN	168	474	262	MOROCCO	9 603	38 840	21 795
QATAR	60	418	231	ALGERIA	4 589	17 472	9 800
ARAB EMIRAT	7 611	11 945	6 983	TUNISIA	7 930	26 091	14 672
OMAN	213	977	546	LIBYA	1 916	9 443	5 227
NORTH YEMEN	253	1 023	556	EGYPT	19 705	67 315	37 496
SOUTH YEMEN	40	73	40	SUDAN	231	1 641	910
PAKISTAN	2 391	2 275	1 303	MALI	98	573	315
INDIA	27 597	61 236	33 853	BURKINA FASO	92	777	435
BANGLADESH	1 285	1 479	818	NIGER	23	179	97
SRI LANKA	1 110	1 062	610	CHAD	12	117	63
NEPAL	230	350	189	SENEGAL	1 845	7 785	4 293
BURMA	148	524	286	GAMBIA	48	259	141
THAILAND	3 358	4 573	2 540	LIBERIA	18	60	33
INDONESIA	7 762	6 011	3 381	IVORY COAST	743	4 232	2 344
MALAYSIA	3 972	2 545	1 398	GHANA	724	1 857	1 048
BRUNEI	256	404	247	TOGO	35	69	39
SINGAPORE	3 375	5 206	2 910	BENIN	12	109	63
PHILIPPINES	3 836	1 086	611	NIGERIA	10 967	41 792	23 700
CHINA	22 528	24 818	13 837	CAMEROON	466	1 963	1 083
NORTH KOREA	402	352	192	CENT AFR REP	5	78	42
SOUTH KOREA	6 547	7 515	4 343	ZAIRE	616	2 030	1 124
JAPAN	20 869	23 200	12 988	RWANDA	61	165	90
TAIWAN	2 307	3 906	2 209	ANGOLA	16	442	251
HONG KONG	6 260	12 514	7 013	ETHIOPIA	495	3 044	1 695
AUSTRALIA	26 843	44 170	24 883	SOMALIA	4	76	41
PAPUA NEW G	110	367	202	KENYA	2 457	6 843	3 804
NEW ZEALAND	2 270	3 239	1 828	UGANDA	44	417	236
NEW CALEDON	192	303	173	TANZANIA	223	1 451	805
WEST SAMOA	435	252	143	MOZAMBIQUE	345	2 435	1 365
FR POLYNESIA	576	718	408	MADAGASCAR	1 737	6 381	3 758
724 TEXTILE, LEATHER MACHNRY				REUNION	47	194	108
IMPORTS	563 864	1 302 718	728 274	MAURITIUS	1 702	7 604	4 231
FRANCE	38 882	107 142	59 875	ZAMBIA	707	2 455	1 401
BELGIUM LUX	34 787	90 212	50 245	ZIMBABWE	1 297	4 999	2 786
NETHERLANDS	51 557	88 123	49 118	MALAWI	40	323	188
ITALY	84 253	171 558	96 018	REP S AFRICA	20 844	83 029	46 678
UNITED KINGDOM	26 526	57 706	32 261	BOTSWANA	7	157	92
IRELAND	812	1 487	825	LESOTHO	9	165	90
DENMARK	7 906	18 908	10 563	USA	326 243	1 175 472	657 541
GREECE	448	1 948	1 092	CANADA	14 330	63 537	35 236
PORTUGAL	3 938	25 802	14 407	MEXICO	16 708	77 257	43 171
SPAIN	11 451	17 158	9 584	GUATEMALA	3 565	11 448	6 363
NORWAY	560	1 787	9 039	HONDURAS	33	398	224
SWEDEN	7 021	24 084	13 494	EL SALVADOR	500	2 165	1 213
FINLAND	2 025	2 250	1 251	NICARAGUA	86	652	359
SWITZERLAND	122 045	386 087	216 274	COSTA RICA	225	1 635	927
AUSTRIA	28 741	45 054	25 141	PANAMA	80	356	197
MALTA	22	83	47	CUBA	287	2 108	1 153
YUGOSLAVIA	43 530	7 804	4 350	HAITI	80	671	374
TURKEY	487	577	321	DOMINIC REP	306	1 121	626
SOVIET UNION	600	811	457	JAMAICA	41	179	95
POLAND	9 328	3 426	1 916	TRINIDAD TOB	12	119	69
CZECHOSLOV	2 512	1 775	977	COLOMBIA	15 776	50 180	28 117
HUNGARY	7 400	6 130	3 416	VENEZUELA	9 500	41 709	23 345
ROMANIA	87	75	42	ECUADOR	1 870	8 439	4 681
TUNISIA	55	121	65	PERU	6 517	28 874	16 420
REP S AFRICA	197	216	119	BRAZIL	28 821	138 207	77 423
USA	11 643	39 771	22 209	CHILE	11 334	17 614	9 844
CANADA	516	1 108	609	BOLIVIA	557	2 008	1 127
MEXICO	43	87	48	PARAGUAY	239	1 680	929
BRAZIL	4 614	7 351	4 069	URUGUAY	2 850	9 646	5 381
ISRAEL	484	2 070	1 161	ARGENTINA	19 969	72 201	40 230
				CYPRUS	758	5 176	2 883

6 IMPORTS AND EXPORTS (SPECIAL TRADE) BY GROUPS OF THE SITC-REV. II AND BY COUNTRIES OF PRODUCTION AND CONSUMPTION 1987

GROUP COUNTRY	DT * 100 KG	1 000 DM	1 000 \$	GROUP COUNTRY	DT * 100 KG	1 000 DM	1 000 \$
HUNGARY	3 067	1 555	860	ARGENTINA	5 533	22 400	12 490
BULGARIA	179	432	234	CYPRUS	90	495	277
REP S AFRICA	137	139	76	LEBANON	266	250	138
USA	11 362	70 419	39 432	SYRIA	202	701	386
CANADA	442	1 907	1 041	IRAQ	644	2 677	1 466
BARBADOS	76	354	198	IRAN	566	3 924	2 258
BRAZIL	132	330	179	ISRAEL	6 106	27 077	15 090
ISRAEL	135	615	342	JORDAN	464	1 318	728
SAUDI ARABIA	966	868	477	SAUDI ARABIA	4 350	19 134	10 616
KUWAIT	3	92	54	KUWAIT	4 499	21 336	12 166
CHINA	427	465	258	BAHRAIN	158	1 163	643
JAPAN	4 855	20 158	11 155	QATAR	18	142	78
TAIWAN	82	205	115	ARAB EMIRAT	807	4 557	2 509
HONG KONG	198	1 002	553	OMAN	15	117	65
NEW ZEALAND	75	61	34	NORTH YEMEN	80	655	360
EXPORTS	1 242 204	5 185 066	2 899 683	AFGHANISTAN	25	161	90
FRANCE	96 477	414 947	231 829	PAKISTAN	1 735	3 548	1 996
BELGIUM LUX	31 018	140 220	78 703	INDIA	5 389	25 810	14 264
NETHERLANDS	92 304	355 488	199 686	BANGLADESH	243	365	204
ITALY	88 834	360 178	201 519	SRI LANKA	385	1 709	966
UNTD KINGDOM	147 949	629 790	352 251	BURMA	67	1 186	699
IRELAND	2 413	9 470	5 232	THAILAND	2 753	10 017	5 586
DENMARK	37 481	168 445	93 762	LAOS	55	180	83
GREECE	10 143	33 779	18 987	VIETNAM	670	2 321	1 301
PORTUGAL	9 299	38 578	21 346	INDONESIA	4 179	15 704	8 659
SPAIN	56 424	209 121	116 604	MALAYSIA	1 197	5 758	3 240
CANARY IS	876	3 928	2 155	BRUNEI	3	105	59
ICELAND	962	5 684	3 209	SINGAPORE	2 756	13 825	7 809
NORWAY	20 154	96 218	53 568	PHILIPPINES	1 849	13 224	7 273
SWEDEN	41 049	179 005	100 392	CHINA	9 659	44 540	24 883
FINLAND	25 151	103 141	57 147	NORTH KOREA	5	80	44
SWITZERLAND	100 115	299 214	168 618	SOUTH KOREA	8 480	37 424	20 983
AUSTRIA	30 958	122 428	68 190	JAPAN	54 243	249 843	139 681
ANDORRA	42	295	161	TAIWAN	7 898	31 273	17 584
MALTA	211	561	309	HONG KONG	11 548	35 709	20 040
YUGOSLAVIA	9 168	33 877	18 944	MACAO	53	126	69
TURKEY	7 410	15 191	8 555	AUSTRALIA	19 299	97 562	54 626
SOVIET UNION	5 449	36 813	20 606	NEW ZEALAND	4 358	22 366	12 415
POLAND	5 283	21 723	12 365	NEW CALEDON	54	381	202
CZECHOSLOVA	4 178	24 083	13 672	FR POLYNESIA	51	460	250
HUNGARY	3 966	20 115	11 346	727 FOOD MACHRY NON-DOMESTIC			
BULGARIA	12 098	51 558	27 927	IMPORTS	87 749	243 956	136 310
ALBANIA	143	133	74	FRANCE	9 420	25 256	14 077
MOROCCO	514	2 552	1 439	BELGIUM LUX	3 171	4 108	2 275
ALGERIA	540	3 745	2 123	NETHERLANDS	18 678	54 490	30 505
TUNISIA	344	1 779	982	ITALY	15 443	40 018	22 252
LIBYA	767	5 488	3 109	UNTD KINGDOM	3 395	11 562	6 565
EGYPT	2 796	16 958	9 295	IRELAND	45	265	150
SUDAN	60	260	144	DENMARK	5 982	13 985	7 789
BURKINA FASO	12	91	55	GREECE	287	231	127
SENEGAL	36	279	154	SPAIN	521	971	539
LIBERIA	6	77	42	ICELAND	119	478	269
IVORY COAST	89	675	374	NORWAY	971	1 460	810
GHANA	86	528	288	SWEDEN	1 489	5 285	2 980
BENIN	450	1 276	701	FINLAND	658	1 824	1 023
NIGERIA	1 952	9 252	5 117	SWITZERLAND	14 436	36 141	20 187
CAMEROON	352	1 138	637	AUSTRIA	7 432	27 975	15 679
CONGO	16	185	104	TURKEY	220	325	185
ZAIRE	203	1 108	603	SOVIET UNION	97	102	58
RWANDA	221	1 315	733	POLAND	2 058	3 087	1 712
BURUNDI	29	223	123	CZECHOSLOVA	60	90	49
ANGOLA	30	334	184	HUNGARY	205	555	316
ETHIOPIA	68	904	501	USA	1 572	7 791	4 356
DJIBOUTI	27	227	124	CANADA	17	94	53
KENYA	685	3 084	1 752	JAPAN	764	6 687	3 755
UGANDA	49	282	158	HONG KONG	146	182	101
TANZANIA	124	1 029	572	AUSTRALIA	179	654	361
MOZAMBIQUE	16	175	96	EXPORTS	306 583	1 225 800	685 653
MADAGASCAR	15	153	85	FRANCE	19 593	86 640	48 577
REUNION	158	803	444	BELGIUM LUX	15 671	50 277	27 900
MAURITIUS	168	773	424	NETHERLANDS	34 032	90 111	50 333
COMOROS	26	148	81	ITALY	9 422	40 772	22 783
ZAMBIA	83	517	286	UNTD KINGDOM	13 400	63 991	35 858
ZIMBABWE	128	898	496	IRELAND	2 509	15 639	8 637
MALAWI	260	1 339	783	DENMARK	8 854	41 222	22 952
REP S AFRICA	6 433	38 160	22 168	GREECE	2 084	8 928	4 980
USA	178 458	785 748	438 621	PORTUGAL	747	3 774	2 099
CANADA	16 435	76 420	42 504	SPAIN	8 002	42 213	23 625
MEXICO	5 139	12 895	7 470	CANARY IS	104	650	363
BERMUDA	3	82	45	CEUTA MEL	41	165	88
GUATEMALA	477	1 529	854	ICELAND	980	9 213	5 187
HONDURAS	122	807	456	FAROE IS	241	2 507	1 388
EL SALVADOR	479	1 751	972	NORWAY	6 679	47 962	27 060
NICARAGUA	71	430	236	SWEDEN	7 122	25 590	14 241
COSTA RICA	558	2 562	1 421	FINLAND	6 756	30 170	16 924
PANAMA	40	560	310	SWITZERLAND	15 450	53 701	29 883
CUBA	156	1 116	613	AUSTRIA	12 658	51 966	29 181
HAITI	40	73	40	MALTA	171	1 392	760
DOMINIC REP	154	225	123	YUGOSLAVIA	4 261	15 332	8 599
GUADELOUPE	29	69	38	TURKEY	7 269	19 374	10 850
JAMAICA	100	616	360	SOVIET UNION	1 555	11 416	6 500
BARBADOS	403	2 087	1 159	POLAND	1 344	10 664	5 977
TRINIDAD TOB	16	148	83	CZECHOSLOVA	1 336	11 323	6 561
COLOMBIA	3 142	12 336	6 792	HUNGARY	2 269	12 569	7 142
VENEZUELA	2 140	11 510	6 494	BULGARIA	473	3 323	1 885
ECUADOR	250	1 244	686	MOROCCO	464	1 305	713
PERU	2 190	7 004	4 061	ALGERIA	5 927	16 254	9 626
BRAZIL	10 967	62 523	34 953	TUNISIA	94	514	286
CHILE	2 566	8 469	4 698	LIBYA	56	996	551
BOLIVIA	833	3 302	1 815				
PARAGUAY	256	1 036	592				
URUGUAY	74	656	371				

6 IMPORTS AND EXPORTS (SPECIAL TRADE) BY GROUPS OF THE SITC-REV. II AND BY COUNTRIES OF PRODUCTION AND CONSUMPTION 1987

GROUP COUNTRY	DT * 100 KG	1 000 DM	1 000 \$	GROUP COUNTRY	DT * 100 KG	1 000 DM	1 000 \$
EGYPT	2 410	12 121	6 654	BELGIUM LUX	65 060	100 198	55 890
SUDAN	203	843	464	NETHERLANDS	137 662	333 513	185 772
MALI	6	81	47	ITALY	185 692	350 824	196 817
NIGER	7	53	30	UNITD KINGDOM	49 384	165 058	92 704
CHAD	4	53	31	IRELAND	3 451	5 575	3 098
CAPE VERDE	103	494	277	DENMARK	24 536	61 843	34 492
SENEGAL	91	354	206	GREECE	506	661	381
GAMBIA	8	59	33	PORTUGAL	1 792	3 066	1 714
GUINEA	142	530	296	SPAIN	11 650	26 142	14 653
SIERRA LEONE	17	71	40	CANARY IS	8	149	81
IVORY COAST	371	1 249	680	NORWAY	6 229	18 331	10 172
GHANA	263	1 325	765	SWEDEN	47 163	126 604	71 387
TOGO	144	1 245	700	FINLAND	14 841	26 570	14 859
NIGERIA	812	4 508	2 534	SWITZERLAND	122 974	541 667	303 610
CAMEROON	632	2 245	1 255	AUSTRIA	161 843	358 420	199 902
GABON	34	264	146	MALTA	715	657	362
ZAIRE	5 778	9 125	5 093	YUGOSLAVIA	9 777	6 566	3 672
RWANDA	747	2 126	1 152	TURKEY	4 685	2 183	1 210
BURUNDI	5 398	13 460	7 460	SOVIET UNION	25 131	6 661	3 692
ETHIOPIA	50	294	164	POLAND	8 726	3 756	2 100
SOMALIA	3 183	5 179	2 883	CZECHOSLOVA	7 136	6 389	3 584
KENYA	769	2 114	1 199	HUNGARY	31 655	13 719	7 600
UGANDA	1 060	1 468	801	ROMANIA	5 852	1 265	697
TANZANIA	59	246	139	BULGARIA	684	630	350
SEYCHELLES	29	217	122	ALGERIA	17	86	48
MOZAMBIQUE	80	495	270	EGYPT	22	56	30
MADAGASCAR	96	330	184	NIGERIA	27	58	32
REUNION	39	170	92	TANZANIA	36	68	37
ZAMBIA	263	912	505	REP S AFRICA	13 787	3 510	1 946
ZIMBABWE	15	160	94	USA	30 808	266 167	148 558
MALAWI	24	249	142	CANADA	2 954	12 589	7 066
REP S AFRICA	5 093	15 674	8 808	MEXICO	116	82	46
USA	26 508	121 932	68 026	COSTA RICA	3	73	41
CANADA	6 074	44 906	25 007	VENEZUELA	25	149	83
GREENLAND	44	436	264	BRAZIL	1 829	3 195	1 778
ST PIERRE	42	598	329	ISRAEL	864	8 205	4 537
MEXICO	898	4 378	2 446	SAUDI ARABIA	177	136	74
GUATEMALA	421	699	387	NORTH YEMEN	1	96	52
HONDURAS	33	216	119	INDIA	84	195	112
EL SALVADOR	5	59	33	SRI LANKA	660	232	131
NICARAGUA	132	528	289	THAILAND	30	151	88
COSTA RICA	196	971	535	INDONESIA	97	129	71
PANAMA	14	158	89	MALAYSIA	13	57	32
CUBA	9	114	65	SINGAPORE	296	1 426	778
DOMINIC REP	77	159	89	CHINA	389	608	338
GUADELOUPE	24	73	39	SOUTH KOREA	22	82	45
JAMAICA	71	324	176	JAPAN	16 200	154 425	85 864
BARBADOS	4	56	31	TAIWAN	7 003	7 388	4 112
TRINIDAD TOB	441	4 423	2 637	HONG KONG	183	700	391
NETH ANTILL	54	222	124	AUSTRALIA	187	533	299
COLOMBIA	425	1 644	918				
VENEZUELA	387	2 350	1 309	EXPORTS	3 671 804	10 797 758	6 042 573
GUYANA	11	64	35	FRANCE	370 878	956 092	534 637
SURINAME	85	370	204	BELGIUM LUX	213 371	494 377	278 094
FRENCH GUIAN	47	176	95	NETHERLANDS	245 554	627 558	350 276
ECUADOR	548	2 173	1 237	ITALY	157 758	538 312	301 661
PERU	493	1 969	1 096	UNITD KINGDOM	273 257	834 369	466 594
BRAZIL	1 436	2 783	1 556	IRELAND	14 916	46 087	25 823
CHILE	482	2 055	1 156	DENMARK	106 829	198 233	110 395
BOLIVIA	51	248	135	GREECE	34 203	67 220	37 842
PARAGUAY	208	316	172	PORTUGAL	37 834	86 034	47 893
URUGUAY	759	4 867	2 698	SPAIN	97 253	303 176	170 087
ARGENTINA	479	5 005	2 775	CANARY IS	2 315	9 575	5 323
CYPRUS	154	561	310	ICELAND	2 003	4 758	2 698
LEBANON	8	99	56	FAROE IS	120	156	84
SYRIA	117	558	307	NORWAY	46 234	120 241	67 129
IRAQ	220	1 493	816	SWEDEN	107 309	325 277	182 561
IRAN	1 103	3 674	2 010	FINLAND	45 567	150 987	84 176
ISRAEL	3 953	15 211	8 442	SWITZERLAND	195 065	542 441	303 183
JORDAN	949	6 978	3 875	AUSTRIA	230 064	537 713	301 171
SAUDI ARABIA	479	2 797	1 574	ANDORRA	41	304	168
KUWAIT	58	433	233	MALTA	1 976	5 440	3 025
BAHRAIN	25	125	69	YUGOSLAVIA	42 335	131 346	73 748
QATAR	120	406	237	TURKEY	69 661	132 146	73 607
ARAB EMIRAT	65	456	256	SOVIET UNION	51 566	231 880	129 550
OMAN	9	66	36	POLAND	40 747	122 637	68 882
NORTH YEMEN	1 799	4 365	2 415	CZECHOSLOVA	52 944	209 185	118 328
SOUTH YEMEN	1 341	4 026	2 183	HUNGARY	24 831	100 028	56 273
PAKISTAN	574	622	352	ROMANIA	1 475	5 442	3 050
INDIA	3 790	5 855	3 263	BULGARIA	19 981	64 920	36 534
BANGLADESH	345	977	532	ALBANIA	303	1 210	666
SRI LANKA	81	546	310	MOROCCO	3 376	10 874	6 023
BURMA	698	1 162	630	ALGERIA	10 340	37 171	20 921
THAILAND	486	2 083	1 150	TUNISIA	2 419	10 007	5 584
LAOS	57	193	104	LIBYA	5 472	21 678	12 012
INDONESIA	1 123	5 162	2 887	EGYPT	24 256	70 785	39 194
MALAYSIA	621	2 586	1 421	SUDAN	949	4 942	2 754
SINGAPORE	1 760	3 491	2 068	MAURITANIA	10	91	51
PHILIPPINES	385	2 108	1 193	MALI	49	160	87
CHINA	12 888	33 291	18 417	BURKINA FASO	51	211	114
SOUTH KOREA	2 297	13 142	7 275	NIGER	11	64	33
JAPAN	6 851	36 815	20 587	CAPE VERDE	64	201	122
TAIWAN	1 474	7 046	3 925	SENEGAL	135	1 359	777
HONG KONG	298	1 425	791	GAMBIA	261	832	459
AUSTRALIA	3 567	11 039	6 195	GUINEA	359	532	290
PAPUA NEW G	60	464	272	SIERRA LEONE	1 513	1 891	1 040
NEW ZEALAND	681	3 789	2 157	LIBERIA	1 616	2 354	1 316
WEST SAMOA	47	317	179	IVORY COAST	1 550	5 244	3 013
				GHANA	9 977	12 292	6 824
				TOGO	123	156	82
				BENIN	248	834	465
				NIGERIA	14 812	31 874	17 886
				CAMEROON	2 793	8 445	4 673
728 OTH MACHY FOR SPCL INDUS							
IMPORTS	1 109 522	2 858 811	1 598 279				
FRANCE	105 863	237 491	132 622				

6 IMPORTS AND EXPORTS (SPECIAL TRADE) BY GROUPS OF THE SITC-REV. II AND BY COUNTRIES OF PRODUCTION AND CONSUMPTION 1987

GROUP COUNTRY	DT * 100 KG	1 000 DM	1 000 \$	GROUP COUNTRY	DT * 100 KG	1 000 DM	1 000 \$
CENT AFR REP	219	593	322	736 MACHINE TOOLS FOR METAL			
EQUAT GUINEA	785	427	232				
GABON	53	347	200	IMPORTS	1 141 073	2 765 735	1 546 348
CONGO	573	1 944	1 076				
ZAIRE	2 889	8 325	4 639	FRANCE	124 174	163 654	91 428
RWANDA	1 499	4 527	2 460	BELGIUM LUX	62 388	82 370	45 845
BURUNDI	436	600	326	NETHERLANDS	65 372	113 688	63 301
ANGOLA	153	486	267	ITALY	131 309	338 991	189 743
ETHIOPIA	6 353	8 365	4 669	UNITED KINGDOM	55 848	137 783	77 136
KENYA	1 554	9 711	5 319	IRELAND	1 144	2 587	1 443
UGANDA	1 133	2 387	1 339	DENMARK	15 131	22 639	12 604
TANZANIA	566	1 825	1 014	GREECE	105	357	202
SEYCHELLES	89	434	231	PORTUGAL	727	1 923	1 069
MOZAMBIQUE	47	218	122	SPAIN	66 084	98 827	55 002
MADAGASCAR	69	395	220	NORWAY	3 140	3 907	2 263
REUNION	672	2 240	1 269	SWEDEN	21 838	93 200	52 498
MAURITIUS	280	778	436	FINLAND	2 181	4 248	2 347
COMOROS	339	297	165	SWITZERLAND	192 718	887 880	497 146
ZAMBIA	410	1 683	930	AUSTRIA	49 707	143 028	79 709
ZIMBABWE	543	4 304	2 538	MALTA	15	109	59
MALAWI	4 084	5 782	3 150	YUGOSLAVIA	14 235	16 669	9 268
REP S AFRICA	39 119	107 622	60 349	TURKEY	5 060	2 264	1 272
BOTSWANA	850	445	248	SOVIET UNION	14 998	11 286	6 209
SWAZILAND	87	303	167	POLAND	14 378	12 011	6 680
LESOTHO	65	141	79	CZECHOSLOV	28 843	24 372	13 720
USA	426 209	1 428 282	797 084	HUNGARY	10 596	12 478	7 012
CANADA	67 834	186 723	104 335	ROMANIA	5 225	3 271	1 842
GREENLAND	163	407	224	BULGARIA	9 861	5 752	3 216
MEXICO	11 099	53 490	29 669	REP S AFRICA	350	381	210
GUATEMALA	1 361	2 589	1 454	USA	27 834	121 270	67 473
HONDURAS	138	824	449	CANADA	192	975	543
EL SALVADOR	144	668	366	MEXICO	101	363	199
NICARAGUA	183	328	180	COSTA RICA	45	542	303
COSTA RICA	262	1 652	909	BRAZIL	9 812	8 948	4 970
PANAMA	637	2 505	1 378	ISRAEL	5 681	10 077	5 603
CUBA	657	3 621	2 005	INDIA	5 253	4 536	2 525
HAITI	524	1 411	813	SINGAPORE	1 328	2 597	1 445
BAHAMAS	40	362	200	CHINA	25 698	17 433	9 716
DOMINIC REP	416	1 734	981	SOUTH KOREA	5 154	6 272	3 437
GUADELOUPE	163	326	179	JAPAN	98 989	361 047	202 137
MARTINIQUE	348	929	527	TAIWAN	64 836	47 029	26 232
JAMAICA	118	777	433	HONG KONG	70	222	124
BARBADOS	23	369	217	AUSTRALIA	305	348	192
TRINIDAD TOB	383	4 404	2 529	NEW ZEALAND	247	290	161
NETH ANTILL	279	1 444	838	EXPORTS	2 010 399	7 352 439	4 124 660
COLOMBIA	7 236	26 086	14 627				
VENEZUELA	9 107	44 676	24 941	FRANCE	167 072	583 277	327 100
GUYANA	180	338	189	BELGIUM LUX	88 194	252 586	141 633
SURINAME	12	146	80	NETHERLANDS	114 529	294 075	164 680
ECUADOR	1 501	7 893	4 343	ITALY	158 419	574 510	322 084
PERU	4 315	11 461	6 369	UNITED KINGDOM	107 083	420 252	235 276
BRAZIL	12 982	69 032	39 420	IRELAND	3 681	12 913	7 219
CHILE	6 190	14 422	8 059	DENMARK	26 153	92 222	51 734
BOLIVIA	293	779	435	PORTUGAL	7 314	12 814	7 232
PARAGUAY	63	347	194	SPAIN	7 810	20 876	11 709
URUGUAY	766	1 785	1 008	CANARY IS	50 866	126 416	71 288
ARGENTINA	11 340	52 556	30 414	CEUTA MEL	97	166	95
CYPRUS	848	2 247	1 261	ICELAND	6	90	48
LEBANON	1 790	2 343	1 322	NORWAY	390	1 107	621
SYRIA	3 309	7 829	4 441	SWEDEN	13 396	45 230	25 063
IRAQ	3 339	15 152	8 553	FINLAND	65 024	266 851	149 052
IRAN	15 228	51 249	28 798	SWITZERLAND	20 294	67 471	37 996
ISRAEL	33 165	103 421	57 941	AUSTRIA	149 110	538 227	300 995
JORDAN	3 247	6 611	3 663	MALTA	107 276	389 495	218 266
SAUDI ARABIA	18 378	54 858	30 361	YUGOSLAVIA	355	1 452	808
KUWAIT	3 075	8 331	4 631	TURKEY	68 868	207 918	117 057
BAHRAIN	1 982	1 599	891	NETHERLANDS	42 741	57 035	31 626
QATAR	1 383	1 503	833	ITALY	71 021	451 954	254 442
ARAB EMIRAT	5 185	11 068	6 135	SOVIET UNION	19 551	80 805	45 453
OMAN	874	1 256	688	CZECHOSLOV	15 302	106 191	61 069
NORTH YEMEN	1 013	3 006	1 656	HUNGARY	12 128	58 798	33 672
SOUTH YEMEN	11	231	126	ROMANIA	390	1 171	646
AFGHANISTAN	856	645	362	BULGARIA	41 161	158 572	89 507
PAKISTAN	5 601	13 959	7 796	MOROCCO	1 048	3 525	1 969
INDIA	52 611	165 412	92 369	ALGERIA	4 681	21 116	11 710
BANGLADESH	1 673	7 465	4 136	TUNISIA	268	2 076	1 152
SRI LANKA	1 198	2 620	1 455	LIBYA	1 125	4 494	2 491
NEPAL	119	394	222	EGYPT	8 648	28 205	15 882
BHUTAN	318	925	501	SUDAN	48	757	429
BURMA	438	1 729	970	MALI	19	242	144
THAILAND	19 687	43 975	24 777	SENEGAL	159	552	299
VIETNAM	166	1 086	604	GAMBIA	53	182	99
INDONESIA	11 869	53 494	30 431	SIERRA LEONE	81	70	40
MALAYSIA	5 838	24 865	14 009	LIBERIA	104	249	140
BRUNEI	9	65	36	IVORY COAST	121	644	355
SINGAPORE	15 198	46 421	26 077	GHANA	140	923	509
PHILIPPINES	3 232	15 841	8 866	TOGO	345	241	136
MONGOLIA	118	495	272	BENIN	114	189	108
CHINA	82 468	324 935	181 886	NIGERIA	2 241	10 712	5 950
NORTH KOREA	417	2 788	1 555	CAMEROON	192	672	368
SOUTH KOREA	43 975	175 571	97 858	GABON	15	95	52
JAPAN	38 977	200 786	112 209	CONGO	78	341	193
TAIWAN	27 362	93 516	52 118	ZAIRE	561	2 618	1 440
HONG KONG	13 102	37 578	20 981	RWANDA	10	71	39
AUSTRALIA	49 284	122 374	68 739	BURUNDI	191	482	264
PAPUA NEW G	314	675	377	ANGOLA	200	1 797	976
NEW ZEALAND	8 645	31 784	17 706	ETHIOPIA	310	1 050	584
NEW CALEDON	128	325	184	KENYA	336	1 278	703
N ZEAL OCEAN	45	84	45	UGANDA	273	932	516
FJI	11	89	48	TANZANIA	456	1 285	707
WEST SAMOA	27	128	70	MADAGASCAR	33	185	101
FR POLYNESIA	390	943	520	REUNION	40	106	60
				MAURITIUS	78	140	76

6 IMPORTS AND EXPORTS (SPECIAL TRADE) BY GROUPS OF THE SITC-REV. II AND BY COUNTRIES OF PRODUCTION AND CONSUMPTION 1987

GROUP COUNTRY	DT * 100 KG	1 000 DM	1 000 \$	GROUP COUNTRY	DT * 100 KG	1 000 DM	1 000 \$
ZAMBIA	236	1 054	585	SAUDI ARABIA	26	61	35
ZIMBABWE	837	3 317	1 834	SINGAPORE	10	88	48
MALAWI	50	199	106	SOUTH KOREA	1	71	42
REP S AFRICA	17 471	25 683	14 323	JAPAN	23 404	32 098	17 934
BOTSWANA	197	1 191	645	TAIWAN	508	738	416
SWAZILAND	354	800	446	HONG KONG	3 419	5 667	3 154
LESOTHO	7	63	34	AUSTRALIA	12	304	170
USA	175 325	830 515	464 082	EXPORTS	925 891	1 693 060	943 663
CANADA	93 721	186 762	103 640	FRANCE	129 680	136 103	76 089
MEXICO	10 029	59 645	33 220	BELGIUM LUX	147 165	116 542	64 581
GUATEMALA	546	665	375	NETHERLANDS	65 369	113 527	63 118
HONDURAS	82	465	270	ITALY	43 466	115 305	64 345
EL SALVADOR	81	114	62	UNT0 KINGDOM	31 638	76 513	42 864
NICARAGUA	133	222	122	IRELAND	589	2 490	1 380
COSTA RICA	223	660	364	DENMARK	8 379	32 309	17 989
PANAMA	84	416	233	GREECE	2 690	4 004	2 243
CUBA	241	1 184	682	PORTUGAL	1 602	5 523	3 117
HAITI	11	78	42	SPAIN	15 516	43 942	24 875
DOMINIC REF	72	439	249	CANARY IS	60	305	176
GUADELOUPE	56	224	122	ICELAND	66	346	191
JAMAICA	79	197	108	NORWAY	14 814	15 266	8 567
BARBADOS	13	124	70	SWEDEN	14 932	37 335	20 851
TRINIDAD TOB	340	885	489	FINLAND	30 143	59 567	32 810
NETH ANTILL	46	125	73	SWITZERLAND	26 817	89 210	49 896
COLOMBIA	1 260	3 977	2 197	AUSTRIA	47 788	64 153	35 759
VENEZUELA	2 610	12 998	7 521	MALTA	68	323	177
ECUADOR	831	2 041	1 134	YUGOSLAVIA	12 915	22 826	12 900
PERU	1 799	3 589	2 040	TURKEY	8 824	8 294	4 688
BRAZIL	21 757	111 003	62 946	SOVIET UNION	12 840	81 160	45 560
CHILE	1 499	2 776	1 543	POLAND	4 525	19 053	10 974
BOLIVIA	254	278	151	CZECHOSLOVA	8 919	69 501	38 628
PARAGUAY	358	94	51	HUNGARY	4 670	10 098	5 631
URUGUAY	329	311	181	ROMANIA	509	3 349	1 915
ARGENTINA	6 075	22 432	12 725	BULGARIA	1 238	9 798	5 632
CYPRUS	216	361	203	MOROCCO	10	132	71
LEBANON	610	856	470	ALGERIA	5 027	7 088	4 026
SYRIA	327	1 011	565	TUNISIA	135	555	311
IRAQ	3 603	29 506	16 740	LIBYA	1 059	1 981	1 116
IRAN	33 280	195 651	110 815	EGYPT	13 092	10 126	5 599
ISRAEL	6 307	28 533	16 026	SUDAN	30	177	97
JORDAN	1 064	1 826	1 027	MAURITANIA	7	234	127
SAUDI ARABIA	4 011	12 544	7 013	SENEGAL	40	170	95
KUWAIT	197	1 032	576	LIBERIA	21	109	59
BAHRAIN	39	155	87	IVORY COAST	19	73	41
ARAB EMIRAT	530	1 659	949	GHANA	16	69	38
OMAN	33	170	94	NIGERIA	5 188	10 145	5 552
NORTH YEMEN	33	525	289	CAMEROON	44	116	67
SOUTH YEMEN	74	953	528	ZAIRE	37	764	421
AFGHANISTAN	43	105	62	ANGOLA	20	163	98
PAKISTAN	3 384	10 255	5 675	ETHIOPIA	20	68	38
INDIA	41 816	147 061	83 141	KENYA	144	328	183
BANGLADESH	286	757	427	UGANDA	45	61	33
SRI LANKA	660	2 297	1 255	TANZANIA	29	147	82
BHUTAN	30	155	85	MAURITIUS	27	114	66
BURMA	217	526	297	ZIMBABWE	96	123	69
THAILAND	15 042	17 499	9 906	REP S AFRICA	7 375	10 107	5 677
INDONESIA	4 410	21 917	12 399	USA	55 762	132 524	73 794
MALAYSIA	743	4 129	2 307	CANADA	10 001	15 940	8 836
BRUNEI	15	55	31	MEXICO	36 917	70 512	38 676
SINGAPORE	4 466	22 652	12 711	HONDURAS	33	93	53
PHILIPPINES	548	2 702	1 512	EL SALVADOR	20	97	52
MONGOLIA	77	311	170	CUBA	8	132	71
CHINA	80 183	287 785	161 325	MARTINIQUE	35	254	156
NORTH KOREA	1 391	8 319	4 607	JAMAICA	28	89	49
SOUTH KOREA	27 024	112 848	63 161	TRINIDAD TOB	199	1 366	757
JAPAN	25 004	136 963	76 516	COLOMBIA	585	1 101	628
TAIWAN	15 863	48 359	26 933	VENEZUELA	15 325	13 446	7 532
HONG KONG	1 587	7 793	4 355	ECUADOR	258	455	246
AUSTRALIA	18 096	56 320	32 189	PERU	279	1 112	605
NEW ZEALAND	1 616	5 662	3 162	BRAZIL	2 318	9 791	5 391
FIIJI	73	112	62	CHILE	1 115	971	545
FR POLYNESIA	57	166	92	URUGUAY	72	251	142
737 METALWORKING MACHNRY NES				ARGENTINA	1 853	6 133	3 429
IMPORTS	466 686	549 407	307 486	CYPRUS	26	100	50
FRANCE	83 977	53 027	29 513	SYRIA	674	738	405
BELGIUM LUX	110 799	48 860	27 361	IRAQ	488	3 352	1 890
NETHERLANDS	29 645	34 389	19 330	IRAN	1 757	16 424	9 094
ITALY	59 356	89 032	49 771	ISRAEL	988	5 497	3 059
UNT0 KINGDOM	29 896	27 154	15 249	JORDAN	293	377	212
IRELAND	262	1 534	865	SAUDI ARABIA	3 242	3 902	2 193
DENMARK	5 453	11 405	6 347	KUWAIT	52	273	156
GREECE	1 497	985	544	BAHRAIN	16	55	30
PORTUGAL	56	130	74	QATAR	75	93	52
SPAIN	8 744	7 053	3 909	ARAB EMIRAT	78	306	171
NORWAY	910	1 086	600	OMAN	17	87	48
SWEDEN	19 471	23 609	13 183	NORTH YEMEN	14	154	83
FINLAND	3 680	5 856	3 259	PAKISTAN	2 336	1 128	618
SWITZERLAND	23 456	124 328	69 930	INDIA	9 042	24 128	13 398
AUSTRIA	34 087	36 608	20 404	BANGLADESH	187	278	161
MALTA	11	109	58	SRI LANKA	90	198	115
YUGOSLAVIA	5 653	2 972	1 666	BHUTAN	11	65	36
TURKEY	285	135	74	THAILAND	315	1 274	706
SOVIET UNION	1 118	466	255	INDONESIA	4 414	10 050	5 620
POLAND	3 069	826	455	MALAYSIA	348	3 706	2 070
CZECHOSLOVA	1 124	910	523	SINGAPORE	392	4 644	2 569
HUNGARY	8 025	5 500	3 058	PHILIPPINES	300	322	182
BULGARIA	18	130	75	CHINA	80 576	84 994	46 707
SENEGAL	15	138	82	NORTH KOREA	189	642	351
USA	7 981	31 892	17 860	SOUTH KOREA	15 383	42 449	23 505
CANADA	24	202	112	JAPAN	3 394	21 008	12 246
ISRAEL	318	1 862	1 028	TAIWAN	6 173	6 389	3 515
				HONG KONG	3 065	10 364	5 675

6 IMPORTS AND EXPORTS (SPECIAL TRADE) BY GROUPS OF THE SITC-REV. II AND BY COUNTRIES OF PRODUCTION AND CONSUMPTION 1987

GROUP COUNTRY	DT * 100 KG	1 000 DM	1 000 \$	GROUP COUNTRY	DT * 100 KG	1 000 DM	1 000 \$
AUSTRALIA	3 685	13 028	7 252	CAMEROON	588	1 622	900
NEW ZEALAND	537	2 297	1 279	GABON	164	361	202
741 HEATING, COOLING EQUIPMENT				CONGO	20	88	53
IMPORTS	864 706	1 744 856	973 060	ZAIRE	1 062	2 203	1 224
FRANCE	146 151	249 124	138 836	RWANDA	16	106	63
BELGIUM LUX	34 311	49 172	27 207	BURUNDI	84	335	185
NETHERLANDS	64 692	142 355	79 489	ANGOLA	322	798	465
ITALY	158 062	266 462	148 455	ETHIOPIA	163	583	326
UNITED KINGDOM	43 449	86 916	48 605	SOMALIA	44	128	70
IRELAND	7 671	22 501	12 497	KENYA	1 858	2 874	1 644
DENMARK	37 989	84 228	46 951	UGANDA	109	580	319
GREECE	854	782	432	TANZANIA	404	1 164	665
PORTUGAL	47	180	102	MOZAMBIQUE	73	312	180
SPAIN	29 744	26 111	14 651	MADAGASCAR	458	1 043	608
NORWAY	4 818	7 317	4 049	REUNION	80	298	166
SWEDEN	47 161	78 987	44 297	MAURITIUS	1 451	1 799	1 013
FINLAND	12 746	18 463	10 394	ZAMBIA	86	620	343
SWITZERLAND	50 826	209 289	116 827	ZIMBABWE	1 169	2 320	1 286
AUSTRIA	102 992	148 818	82 986	MALAWI	2 540	3 492	1 887
MALTA	1	79	43	REP S AFRICA	9 813	32 206	17 930
YUGOSLAVIA	9 306	6 494	3 617	BOTSWANA	3 799	3 702	2 201
TURKEY	1 702	1 129	629	SWAZILAND	41	101	55
POLAND	862	1 022	585	CANADA	12 176	34 152	19 191
CZECHOSLOVAKIA	5 275	2 667	1 484	MEXICO	7 146	22 217	12 270
HUNGARY	4 313	3 540	1 994	GUATEMALA	435	1 271	713
ROMANIA	1 341	619	377	HONDURAS	171	468	271
ALGERIA		93	51	EL SALVADOR	19	141	77
TUNISIA	17	133	77	NICARAGUA	41	155	85
EGYPT	5	201	114	COSTA RICA	946	2 145	1 174
REP S AFRICA	786	421	229	PANAMA	64	421	239
USA	66 475	239 622	133 012	CUBA	453	1 752	966
CANADA	1 342	3 144	1 734	DOMINIC REP	79	378	215
MEXICO	153	169	93	JAMAICA	346	1 076	590
BRAZIL	438	1 053	588	BARBADOS	104	341	184
IRAN	1	134	74	TRINIDAD TOB	83	495	296
ISRAEL	1 693	4 165	2 327	NETH ANTILL	207	1 223	667
SAUDI ARABIA	6	136	77	COLOMBIA	2 166	7 225	3 972
KUWAIT	1	179	100	VENEZUELA	6 428	17 930	10 037
OMAN	1	68	38	GUYANA	118	129	70
INDIA	14	69	38	SURINAME	17	74	41
MALAYSIA	186	231	126	ECUADOR	2 634	10 669	5 887
SINGAPORE	627	1 034	568	PERU	1 437	5 156	2 872
CHINA	11	109	60	BRAZIL	3 648	23 587	13 155
JAPAN	27 154	84 244	47 378	CHILE	13 488	23 081	12 804
TAIWAN	136	353	194	BOLIVIA	841	1 489	826
HONG KONG	1 514	2 272	1 246	PARAGUAY	209	863	474
AUSTRALIA	57	279	155	URUGUAY	320	1 263	700
EXPORTS	1 850 008	4 457 948	2 489 183	ARGENTINA	3 521	26 162	14 337
FRANCE	190 618	420 649	235 020	CYPRUS	1 174	1 922	1 092
BELGIUM LUX	125 446	256 924	143 550	LEBANON	269	585	331
NETHERLANDS	181 026	334 208	186 340	SYRIA	10 361	12 070	6 769
ITALY	97 479	256 188	143 063	IRAQ	4 788	22 585	12 610
UNITED KINGDOM	88 941	219 605	122 779	IRAN	14 470	39 698	22 272
IRELAND	8 253	17 755	9 867	ISRAEL	7 210	29 441	16 440
DENMARK	53 210	82 432	45 934	JORDAN	2 013	9 574	5 252
GREECE	23 394	38 237	21 366	SAUDI ARABIA	14 532	30 105	16 834
PORTUGAL	12 293	26 481	14 695	KUWAIT	9 971	7 146	3 978
SPAIN	30 572	85 875	47 910	BAHRAIN	185	1 225	705
CANARY IS	1 229	3 435	1 905	QATAR	96	572	316
ICELAND	963	3 221	1 805	ARAB EMIRAT	1 900	5 308	2 952
FAROE IS	92	68	39	OMAN	310	1 277	741
NORWAY	31 545	66 782	37 141	NORTH YEMEN	687	2 153	1 179
SWEDEN	63 760	134 365	74 739	SOUTH YEMEN	50	310	172
FINLAND	25 627	74 826	41 738	AFGHANISTAN	7 081	4 052	2 187
SWITZERLAND	133 504	311 915	174 078	PAKISTAN	6 363	11 072	6 208
AUSTRIA	150 129	288 482	160 953	INDIA	19 115	76 488	42 602
ANDORRA	17	103	58	BANGLADESH	832	2 256	1 269
MALTA	920	1 692	948	MALDIVES	178	96	59
YUGOSLAVIA	21 043	90 281	50 709	SRI LANKA	235	1 120	642
TURKEY	23 839	59 336	33 290	NEPAL	97	710	413
SOVIET UNION	15 507	78 825	44 409	BHUTAN	151	1 300	700
POLAND	8 835	37 806	21 120	BURMA	258	796	438
CZECHOSLOVAKIA	16 394	64 915	36 668	THAILAND	7 546	20 952	11 705
HUNGARY	14 025	47 346	26 708	LAOS	84	168	92
ROMANIA	271	1 631	899	VIETNAM	501	1 320	740
BULGARIA	16 880	50 975	28 380	INDONESIA	13 324	34 560	19 426
ALBANIA	48	152	81	MALAYSIA	4 204	10 949	6 022
MOROCCO	1 681	3 987	2 274	BRUNEI	10	63	37
ALGERIA	9 787	14 197	8 015	SINGAPORE	6 213	21 203	11 781
TUNISIA	1 820	4 383	2 428	PHILIPPINES	690	2 855	1 598
LIBYA	12 908	37 176	20 641	CHINA	59 030	126 032	69 787
EGYPT	16 675	40 512	22 795	NORTH KOREA	778	1 626	896
SUDAN	472	881	508	SOUTH KOREA	19 494	66 818	37 757
MAURITANIA	18	66	38	JAPAN	18 036	97 818	54 684
MALI	128	416	228	TAIWAN	17 531	54 204	30 268
BURKINA FASO	49	134	76	HONG KONG	3 855	10 593	5 886
NIGER	20	70	38	AUSTRALIA	15 720	28 881	16 150
CHAD	32	100	57	PAPUA NEW G	121	185	103
CAPE VERDE	45	99	68	NEW ZEALAND	852	4 123	2 279
SENEGAL	42	205	111	AMER OCEANIA	19	127	71
GAMBIA	216	259	144	NEW CALEDON	106	329	181
GUINEA	102	189	87	TONGA	61	296	164
SIERRA LEONE	25	138	76	WEST SAMOA	29	74	41
LIBERIA	24	102	55	FR POLYNESIA	16	73	39
IVORY COAST	436	1 719	1 009	742 PUMPS FOR LIQUIDS ETC			
GHANA	830	3 426	1 880	IMPORTS	558 527	1 052 371	586 883
TOGO	122	254	140	FRANCE	57 699	178 442	99 677
BENIN	77	207	117	BELGIUM LUX	7 617	15 918	8 855
NIGERIA	3 908	12 052	6 791	NETHERLANDS	34 993	62 847	35 000
				ITALY	64 816	115 434	64 227

6 IMPORTS AND EXPORTS (SPECIAL TRADE) BY GROUPS OF THE SITC-REV. II AND BY COUNTRIES OF PRODUCTION AND CONSUMPTION 1987

GROUP COUNTRY	DT = 100 KG	1 000 DM	1 000 \$	GROUP COUNTRY	DT = 100 KG	1 000 DM	1 000 \$
UNITED KINGDOM	25 399	63 567	35 534	TOGO	124	326	181
IRELAND	22 260	37 750	21 087	BENIN	79	278	154
DENMARK	179 240	109 126	60 760	NIGERIA	1 334	6 397	3 598
GREECE	56	137	79	CAMEROON	67	413	224
PORTUGAL	277	546	306	CONGO	137	401	219
SPAIN	6 220	9 629	5 336	ZAIRE	432	2 143	1 210
NORWAY	1 874	9 638	5 368	RWANDA	75	287	168
SWEDEN	15 032	37 409	20 897	BURUNDI	8	233	129
FINLAND	1 819	6 824	3 852	ANGOLA	153	854	480
SWITZERLAND	34 297	124 437	69 535	ETHIOPIA	157	827	463
AUSTRIA	28 160	75 501	42 124	SOMALIA	45	171	99
MALTA	1	327	181	KENYA	373	1 947	1 073
YUGOSLAVIA	7 768	6 397	3 553	UGANDA	173	377	206
TURKEY	164	321	177	TANZANIA	245	937	535
SOVIET UNION	179	313	169	MOZAMBIQUE	5	79	45
POLAND	4 216	741	416	MADAGASCAR	19	151	87
CZECHOSLOVAKIA	3 535	2 406	1 341	MAURITIUS	17	138	75
HUNGARY	1 526	2 034	1 139	ZAMBIA	417	1 668	915
ROMANIA	41	65	49	ZIMBABWE	193	608	342
BULGARIA	45	351	194	REP. S. AFRICA	4 960	26 557	14 831
MOROCCO	1	80	45	BOTSWANA	71	148	89
ALGERIA		64	36	USA	69 508	287 687	161 116
EGYPT	29	344	190	CANADA	2 567	12 759	7 105
IVORY COAST	12	88	46	MEXICO	1 489	8 323	4 644
NIGERIA	10	54	31	GUATEMALA	152	422	252
ETHIOPIA		151	85	EL SALVADOR	51	259	128
KENYA	1	236	132	NICARAGUA	98	694	397
REP. S. AFRICA	139	544	296	COSTA RICA	61	291	163
USA	36 183	117 546	65 595	PANAMA	23	186	101
CANADA	1 399	1 519	845	CUBA	1 647	7 110	4 098
GREENLAND		84	49	DOMINIC REP.	9	118	66
MEXICO	1 675	1 402	768	GUADELOUPE	8	75	41
PERU	83	274	152	MARTINIQUE	10	68	35
BRAZIL	4 371	19 082	10 642	CAYMAN IS.	6	125	69
ARGENTINA	17	480	265	JAMAICA	5	137	75
IRAQ	13	460	255	TRINIDAD TOB.	38	544	311
IRAN	2	54	31	NETH. ANTILL.	24	277	153
ISRAEL	36	573	318	COLOMBIA	1 173	3 767	2 091
SAUDI ARABIA	145	531	296	VENEZUELA	1 268	12 608	7 011
KUWAIT	1	278	152	ECUADOR	383	1 987	1 127
ARAB. EMIRAT	59	255	140	PERU	191	2 103	1 177
PAKISTAN	320	125	67	BRAZIL	4 920	25 911	14 434
INDIA	1 971	9 872	5 484	CHILE	1 533	6 473	3 614
SINGAPORE	61	140	79	BOLIVIA	261	500	277
PHILIPPINES	6	346	190	PARAGUAY	55	209	118
CHINA	54	60	33	URUGUAY	164	1 334	763
SOUTH KOREA	49	64	35	ARGENTINA	741	6 424	3 567
JAPAN	7 867	35 488	19 665	CYPRUS	439	1 003	555
TAIWAN	495	866	478	LEBANON	306	943	526
HONG KONG	84	243	133	SYRIA	1 882	6 376	3 536
AUSTRALIA	51	274	151	IRAQ	3 758	19 589	10 985
NEW ZEALAND	50	84	46	IRAN	6 570	32 652	18 346
EXPORTS	861 286	3 613 925	2 018 635	ISRAEL	3 306	12 550	7 009
FRANCE	120 585	555 731	310 494	JORDAN	1 507	3 483	1 944
BELGIUM LUX.	38 157	147 934	82 382	SAUDI ARABIA	7 034	24 528	13 600
NETHERLANDS	62 983	223 355	124 620	KUWAIT	1 314	7 066	3 954
ITALY	87 407	451 905	251 950	BAHRAIN	889	1 997	1 118
UNITED KINGDOM	54 373	302 064	168 527	QATAR	558	1 601	884
IRELAND	18 926	22 264	12 393	ARAB. EMIRAT	2 297	9 128	5 102
DENMARK	16 686	58 363	32 581	OMAN	270	1 411	792
GREECE	7 605	21 190	11 825	NORTH YEMEN	40	263	148
PORTUGAL	3 145	13 104	7 311	SOUTH YEMEN	232	1 377	776
SPAIN	19 005	78 731	44 117	AFGHANISTAN	197	690	381
CANARY IS.	156	1 282	708	PAKISTAN	730	4 370	2 419
CEUTA MEL.	70	137	74	INDIA	5 092	29 510	16 485
ICELAND	733	2 306	1 282	BANGLADESH	122	928	514
NORWAY	13 816	54 258	30 468	SRI LANKA	286	710	401
SWEDEN	76 044	254 524	142 439	NEPAL	358	142	84
FINLAND	12 101	59 420	33 149	BURMA	108	368	202
SWITZERLAND	46 288	145 890	81 332	THAILAND	857	3 063	1 721
AUSTRIA	48 044	205 495	114 736	VIETNAM	152	638	357
ANDORRA	82	126	70	INDONESIA	2 186	10 522	5 648
MALTA	188	949	522	MALAYSIA	914	4 594	2 563
YUGOSLAVIA	6 379	40 490	22 648	BRUNEI	50	609	341
TURKEY	6 730	22 778	12 737	SINGAPORE	2 606	14 188	7 959
SOVIET UNION	7 203	32 651	18 101	PHILIPPINES	270	1 933	1 076
POLAND	2 336	14 112	7 891	CHINA	9 171	26 633	14 705
CZECHOSLOVAKIA	6 575	28 961	16 246	NORTH KOREA	642	1 213	725
HUNGARY	8 244	32 703	18 316	SOUTH KOREA	4 749	16 895	9 392
ROMANIA	423	2 434	1 359	JAPAN	4 546	25 962	14 568
BULGARIA	2 674	11 439	6 490	TAIWAN	3 535	18 058	10 185
ALBANIA	13	52	30	HONG KONG	6 116	15 692	8 787
MOROCCO	820	5 038	2 785	AUSTRALIA	7 140	27 787	15 568
ALGERIA	3 743	16 651	9 307	PAPUA NEW G.	13	82	47
TUNISIA	1 159	4 604	2 659	NEW ZEALAND	1 826	4 920	2 739
LIBYA	3 308	17 692	9 836	FR. POLYNESIA	41	145	79
EGYPT	4 098	17 299	9 712	743 PUMPS, NES, CENTRIFUGES ETC			
SUDAN	1 045	2 285	1 283	IMPORTS	1 169 944	2 013 680	1 123 504
MAURITANIA	49	284	160	FRANCE	89 457	182 070	101 570
MALI	214	453	250	BELGIUM LUX.	66 652	116 320	64 760
BURKINA FASO	453	843	461	NETHERLANDS	52 381	120 666	67 419
NIGER	32	106	61	ITALY	212 407	228 114	127 427
CHAD	231	337	191	UNITED KINGDOM	58 198	178 110	99 339
CAPE VERDE	22	89	51	IRELAND	2 289	5 315	2 975
SENEGAL	25	198	115	DENMARK	127 962	104 900	58 565
GAMBIA	63	225	125	GREECE	207	770	425
GUIN. BISSAU	42	87	48	PORTUGAL	112	337	192
GUINEA	363	799	440	SPAIN	77 589	102 397	57 083
SIERRA LEONE	372	490	280	NORWAY	1 317	5 013	2 792
LIBERIA	322	903	517	SWEDEN	36 317	71 966	40 133
IVORY COAST	73	561	310	FINLAND	8 813	15 390	8 717
GHANA	156	747	424				

6 IMPORTS AND EXPORTS (SPECIAL TRADE) BY GROUPS OF THE SITC-REV. II AND BY COUNTRIES OF PRODUCTION AND CONSUMPTION 1987

GROUP COUNTRY	DT = 100 KG	1 000 DM	1 000 \$	GROUP COUNTRY	DT = 100 KG	1 000 DM	1 000 \$
SWITZERLAND	42 021	156 118	87 128	GABON	53	309	169
AUSTRIA	117 903	139 779	76 811	CONGO	110	178	99
MALTA	35	267	147	ZAIRE	1 561	3 836	2 159
YUGOSLAVIA	46 196	36 630	20 385	RWANDA	51	184	100
TURKEY	363	575	317	BURUNDI	22	61	36
SOVIET UNION	224	523	291	ANGOLA	648	2 802	1 550
POLAND	32 068	5 779	3 195	ETHIOPIA	145	656	370
CZECHOSLOVA	2 487	1 255	697	SOMALIA	33	119	64
HUNGARY	8 176	2 832	1 583	KENYA	474	2 526	1 417
ROMANIA	1 992	958	524	UGANDA	354	1 380	759
BULGARIA	524	394	216	TANZANIA	260	1 531	845
ALGERIA	4	201	113	MOZAMBIQUE	68	225	122
EGYPT	29	1 980	1 106	MADAGASCAR	89	320	175
NIGERIA	46	1 005	57	REUNION	45	116	65
ZAIRE	81	400	218	MAURITIUS	224	1 093	600
ZAMBIA	9	166	92	ZAMBIA	339	1 441	816
REP S AFRICA	583	2 389	1 323	ZIMBABWE	486	2 112	1 179
USA	39 919	159 081	88 746	MALAWI	252	461	251
CANADA	1 087	2 706	1 514	REP S AFRICA	13 375	55 493	30 783
MEXICO	297	742	414	BOTSWANA	392	93	51
VENEZUELA	38	79	43	USA	133 148	392 482	219 170
BRAZIL	2 405	3 886	2 182	CANADA	12 343	34 999	19 590
CHILE	5	55	30	MEXICO	5 297	19 149	10 700
ARGENTINA	32	102	55	BERMUDA	39	196	108
CYPRUS	317	260	146	GUATEMALA	118	387	212
IRAQ	239	544	306	HONDURAS	48	206	117
IRAN	3	347	193	EL SALVADOR	58	356	193
ISRAEL	1 685	2 478	1 387	NICARAGUA	13	97	53
JORDAN	6	492	272	COSTA RICA	229	778	427
SAUDI ARABIA	61	387	214	PANAMA	35	245	132
KUWAIT	13	362	198	CUBA	584	3 656	2 047
QATAR	28	57	31	HAITI	30	88	49
ARAB EMIRAT	30	87	49	DOMINIC REP	240	580	320
NORTH YEMEN		66	36	AM VIRGIN IS	9	90	55
PAKISTAN	2	71	39	GUADELOUPE	91	235	128
INDIA	398	7 289	4 259	MARTINIQUE	47	71	42
THAILAND	806	1 420	787	JAMAICA	113	178	96
INDONESIA	12	588	316	TRINIDAD TOB	91	308	175
MALAYSIA	25	338	182	NETH ANTILL	27	249	140
SINGAPORE	24 483	14 094	7 763	COLOMBIA	517	3 540	1 990
PHILIPPINES	18	137	79	VENEZUELA	2 889	15 016	8 425
CHINA	890	1 765	990	GUYANA	18	117	70
SOUTH KOREA	46	250	152	SURINAME	9	73	41
JAPAN	93 391	320 067	177 671	ECUADOR	456	2 057	1 147
TAIWAN	15 368	11 537	6 372	PERU	383	1 920	1 071
HONG KONG	1 661	1 858	1 024	BRAZIL	9 961	39 291	22 016
AUSTRALIA	172	321	178	CHILE	11 757	27 374	15 202
NEW ZEALAND	21	230	126	BOLIVIA	99	519	291
EXPORTS	1 868 558	4 675 723	2 609 098	PARAGUAY	53	349	196
FRANCE	194 260	471 023	262 584	URUGUAY	372	1 893	1 045
BELGIUM LUX	128 186	228 499	127 477	ARGENTINA	2 012	14 534	8 064
NETHERLANDS	149 962	359 479	200 516	CYPRUS	1 087	2 462	1 375
ITALY	117 580	362 429	202 129	LEBANON	372	1 599	893
UNTD KINGDOM	156 963	383 319	213 775	SYRIA	849	2 329	1 293
IRELAND	6 420	18 438	10 176	IRAQ	2 605	13 312	7 452
DENMARK	136 646	168 609	93 966	IRAN	23 644	44 079	24 696
GREECE	16 185	44 827	24 899	ISRAEL	7 238	24 518	13 759
PORTUGAL	8 450	24 608	13 743	JORDAN	1 377	5 418	3 005
SPAIN	59 459	140 258	78 292	SAUDI ARABIA	7 157	24 013	13 430
CANARY IS	592	2 042	1 135	KUWAIT	768	3 861	2 181
ICELAND	733	2 194	1 224	BAHRAIN	189	1 505	864
FAROE IS	15	98	52	QATAR	146	2 599	1 437
NORWAY	21 290	55 438	30 984	ARAB EMIRAT	10 600	29 175	16 069
SWEDEN	137 021	228 520	127 644	OMAN	8 100	18 433	10 106
FINLAND	32 037	70 923	39 529	NORTH YEMEN	749	1 466	816
SWITZERLAND	88 075	255 445	142 345	SOUTH YEMEN	1 067	1 309	721
AUSTRIA	110 631	246 335	137 440	AFGHANISTAN	90	323	179
ANDORRA	32	111	61	PAKISTAN	2 457	9 106	5 086
MALTA	447	1 197	661	INDIA	19 872	78 973	44 173
YUGOSLAVIA	25 552	58 857	32 905	BANGLADESH	692	3 001	1 662
TURKEY	12 329	38 533	21 492	MALDIVES	25	180	100
SOVIET UNION	16 275	64 777	36 445	SRI LANKA	112	861	477
POLAND	5 405	19 119	10 677	NEPAL	13	113	63
CZECHOSLOVA	13 001	41 979	23 600	BURMA	87	244	135
HUNGARY	8 822	33 046	18 545	THAILAND	2 462	8 438	4 752
ROMANIA	378	3 829	2 160	VIETNAM	136	798	449
BULGARIA	3 095	16 830	9 445	INDONESIA	3 116	14 973	8 339
ALBANIA	31	162	90	MALAYSIA	2 644	9 130	5 174
MOROCCO	899	2 488	1 403	BRUNEI	12	365	210
ALGERIA	2 178	9 747	5 477	SINGAPORE	6 077	28 688	15 941
TUNISIA	519	2 246	1 265	PHILIPPINES	624	2 915	1 675
LIBYA	6 127	13 982	7 858	MONGOLIA	7	58	32
EGYPT	12 348	25 560	14 222	CHINA	18 328	69 776	39 218
SUDAN	1 052	2 504	1 436	NORTH KOREA	131	1 013	553
MAURITANIA	54	311	173	SOUTH KOREA	11 167	42 955	23 865
MALI	15	78	43	JAPAN	9 866	60 298	33 602
BURKINA FASO	57	172	93	TAIWAN	10 597	35 761	19 973
NIGER	146	306	163	HONG KONG	5 065	13 332	7 431
CHAD	12	59	34	AUSTRALIA	26 916	58 888	32 788
CAPE VERDE	48	239	135	PAPUA NEW G	24	136	76
SENEGAL	311	567	322	NEW ZEALAND	2 001	6 400	3 556
GAMBIA	15	61	35	NEW CALEDON	43	152	82
GUIN BISSAU	17	58	33	FR POLYNESIA	54	208	116
SIERRA LEONE	221	159	85	744 MECHANICAL HANDLING EQU			
LIBERIA	130	606	342	IMPORTS	1 544 034	1 411 006	788 431
IVORY COAST	223	740	408	FRANCE	287 536	185 830	104 254
GHANA	315	1 747	983	BELGIUM LUX	92 333	74 690	41 915
TOGO	385	462	254	NETHERLANDS	147 213	142 152	79 436
BENIN	76	312	180	ITALY	157 718	138 740	77 426
NIGERIA	4 813	11 338	6 360	UNTD KINGDOM	84 492	115 876	64 572
CAMEROON	308	1 337	746	IRELAND	2 603	2 974	1 666
CENT AFR REP	45	161	88				

6 IMPORTS AND EXPORTS (SPECIAL TRADE) BY GROUPS OF THE SITC-REV. II AND BY COUNTRIES OF PRODUCTION AND CONSUMPTION 1987

GROUP COUNTRY	DT * 100 KG	1 000 DM	1 000 \$	GROUP COUNTRY	DT * 100 KG	1 000 DM	1 000 \$
DENMARK	48 402	52 251	29 219	MADAGASCAR	50	99	53
GREECE	1 507	704	351	REUNION	872	893	501
PORTUGAL	5 408	2 189	1 223	MAURITIUS	41	80	46
SPAIN	24 323	16 536	9 357	ZAMBIA	201	1 459	798
ICELAND	74	143	88	ZIMBABWE	571	1 511	833
FAROE IS	1	215	120	MALAWI	638	737	400
NORWAY	9 544	11 915	6 704	REP S AFRICA	19 820	33 697	18 977
SWEDEN	113 046	138 655	77 862	USA	188 536	259 882	144 582
FINLAND	40 457	57 545	31 816	CANADA	42 092	63 445	35 316
SWITZERLAND	43 840	119 095	66 303	GREENLAND	77	109	60
AUSTRIA	149 085	146 459	81 818	MEXICO	4 446	13 121	7 406
YUGOSLAVIA	34 914	18 188	10 110	GUATEMALA	140	508	279
TURKEY	8 656	1 799	1 022	HONDURAS	23	58	33
SOVIET UNION	749	597	339	COSTA RICA	337	1 077	586
POLAND	12 337	3 081	1 714	PANAMA	120	280	159
CZECHOSLOVA	18 177	3 119	1 749	CUBA	15	98	52
HUNGARY	47 480	9 594	5 379	HAITI	72	169	94
ROMANIA	4 334	1 047	598	DOMINIC REP	301	350	191
BULGARIA	6 198	2 403	1 370	MARTINIQUE	144	428	258
ALGERIA	298	133	72	JAMAICA	231	634	359
REP S AFRICA	581	159	88	BARBADOS	32	65	38
USA	28 231	37 905	21 056	TRINIDAD TOB	148	395	217
CANADA	2 135	1 667	943	NETH ANTILL	137	346	194
MEXICO	577	297	181	COLOMBIA	7 730	20 984	11 590
ECUADOR	727	208	124	VENEZUELA	3 740	8 943	5 123
BRAZIL	4 592	2 199	1 264	GUYANA	104	335	182
ARGENTINA	271	109	63	SURINAME	606	510	279
LEBANON	911	407	242	ECUADOR	2 476	4 632	2 532
IRAQ	551	155	83	PERU	901	2 230	1 238
ISRAEL	35	127	69	BRAZIL	3 080	11 865	6 867
SAUDI ARABIA	206	290	175	CHILE	4 665	6 518	3 618
OMAN	600	69	37	BOLIVIA	78	168	93
SRI LANKA	41	154	87	URUGUAY	532	504	288
SINGAPORE	506	266	157	ARGENTINA	2 785	5 697	3 231
CHINA	15 958	3 839	2 150	CYPRUS	627	1 174	659
JAPAN	117 238	107 392	59 746	LEBANON	435	503	281
TAIWAN	29 654	9 494	5 258	SYRIA	976	789	443
HONG KONG	339	141	80	IRAQ	5 658	11 336	6 430
AUSTRALIA	32	102	55	IRAN	9 807	20 868	11 652
EXPORTS	3 342 809	4 728 24	2 639 825	ISRAEL	29 728	48 662	27 053
FRANCE	444 666	589 632	329 152	JORDAN	1 908	3 032	1 696
BELGIUM LUX	222 855	279 754	156 329	SAUDI ARABIA	18 176	27 853	15 407
NETHERLANDS	342 387	424 818	236 673	KUWAIT	4 686	8 615	4 838
ITALY	213 705	292 005	164 337	BAHRAIN	437	922	510
UNTD KINGDOM	316 756	429 166	239 401	QATAR	130	335	189
IRELAND	6 543	11 569	6 450	ARAB EMIRAT	13 780	18 431	10 265
DENMARK	72 906	101 309	56 405	OMAN	946	1 594	914
GREECE	25 427	23 302	13 385	NORTH YEMEN	209	460	266
PORTUGAL	16 831	29 288	16 378	PAKISTAN	1 966	4 290	2 409
SPAIN	134 026	153 761	85 693	INDIA	22 457	63 497	35 279
CANARY IS	8 743	4 919	2 727	BANGLADESH	834	1 786	972
CEUTA MEL	17	185	104	MALDIVES	8	78	44
ICELAND	5 938	4 693	2 617	SRI LANKA	190	366	207
FAROE IS	81	110	64	NEPAL	378	630	352
NORWAY	81 318	109 975	61 307	BURMA	2 464	2 032	1 236
SWEDEN	122 422	152 151	84 971	THAILAND	3 948	6 838	3 869
FINLAND	34 676	55 679	30 985	VIETNAM	2 970	3 075	1 883
SWITZERLAND	256 708	333 328	186 077	INDONESIA	4 654	9 032	5 036
AUSTRIA	222 184	297 309	166 015	MALAYSIA	1 855	3 622	1 998
ANDORRA	54	77	42	BRUNEI	142	184	105
MALTA	340	522	292	SINGAPORE	20 389	30 092	16 702
YUGOSLAVIA	14 973	42 914	23 911	PHILIPPINES	2 332	2 844	1 667
TURKEY	61 626	89 116	49 465	CHINA	39 684	73 580	41 090
SOVIET UNION	37 171	75 905	42 113	NORTH KOREA	320	481	262
POLAND	9 221	24 842	14 025	SOUTH KOREA	21 163	58 442	32 659
CZECHOSLOVA	23 988	52 616	29 436	JAPAN	13 489	26 897	15 052
HUNGARY	10 823	26 694	15 065	TAIWAN	16 617	33 969	18 996
ROMANIA	501	553	307	HONG KONG	15 020	23 302	13 293
BULGARIA	5 693	15 117	8 400	MACAO	122	425	234
MOROCCO	5 095	6 173	3 433	AUSTRALIA	36 192	62 863	35 105
ALGERIA	5 420	12 815	7 306	PAPUA NEW G	36	107	58
TUNISIA	3 310	4 343	2 375	NEW ZEALAND	7 115	8 591	4 894
LIBYA	7 990	16 141	8 921	NEW CALEDON	241	257	141
EGYPT	15 247	22 247	12 373	745 NONELEC MACHY, TOOLS NES			
SUDAN	189	535	304	IMPORTS	436 194	1 312 894	733 278
MAURITANIA	250	430	239	FRANCE	40 466	81 871	45 798
BURKINA FASO	50	213	125	BELGIUM LUX	14 683	27 462	15 316
SENEGAL	42	184	106	NETHERLANDS	49 103	125 870	70 137
GUIN BISSAU	42	100	60	ITALY	78 201	246 046	138 204
GUINEA	391	571	316	UNTD KINGDOM	21 998	99 911	55 722
SIERRA LEONE	49	108	60	IRELAND	11 723	11 827	6 618
LIBERIA	770	1 307	726	DENMARK	26 184	63 977	35 835
IVORY COAST	4 187	2 489	1 372	GREECE	222	513	285
GHANA	1 932	3 110	1 741	PORTUGAL	113	491	266
TOGO	220	610	338	SPAIN	3 530	7 248	4 044
BENIN	213	522	288	ICELAND	7	72	39
NIGERIA	4 836	9 767	5 476	NORWAY	2 182	2 648	1 489
CAMEROON	1 905	2 962	1 629	SWEDEN	20 725	65 910	36 812
GABON	30	203	113	FINLAND	21 531	25 482	14 260
CONGO	219	316	173	SWITZERLAND	47 897	243 559	135 945
ZAIRE	2 217	3 660	2 037	AUSTRIA	32 552	60 040	33 463
RWANDA	51	82	44	MALTA	29	290	165
BURUNDI	294	394	221	YUGOSLAVIA	2 818	2 760	1 545
ANGOLA	119	156	90	TURKEY	115	129	71
ETHIOPIA	499	884	505	SOVIET UNION	310	297	166
DJIBOUTI	917	1 560	839	POLAND	669	427	243
SOMALIA	11	138	79	CZECHOSLOVA	3 895	1 344	751
KENYA	2 511	3 756	2 055	HUNGARY	3 537	2 588	1 466
UGANDA	362	741	422	REP S AFRICA	818	855	473
TANZANIA	897	824	459	USA	19 100	127 110	70 698
SEYCHELLES	112	99	55	CANADA	1 575	4 596	2 550
MOZAMBIQUE	1 637	4 521	2 487				

6 IMPORTS AND EXPORTS (SPECIAL TRADE) BY GROUPS OF THE SITC-REV. II AND BY COUNTRIES OF PRODUCTION AND CONSUMPTION 1987

GROUP COUNTRY	DT * 100 KG	1 000 DM	1 000 \$	GROUP COUNTRY	DT * 100 KG	1 000 DM	1 000 \$
MEXICO	279	85	46	HAITI	28	186	103
BRAZIL	1 060	2 867	1 585	BAHAMAS	12	142	77
ARGENTINA	107	106	58	DOMINIC REP	176	2 525	1 432
IRAN	38	136	73	GUADELOUPE	306	1 042	594
ISRAEL	623	2 211	1 222	DOMINICA	28	127	70
SAUDI ARABIA	109	117	66	MARTINIQUE	346	1 453	834
ARAB EMIRAT	14	65	36	JAMAICA	461	4 429	2 435
INDIA	30	74	40	ST LUCIA	39	152	85
THAILAND	164	221	122	TRINIDAD TOB	186	1 031	567
MALAYSIA	92	136	79	NETH ANTILL	117	653	360
SINGAPORE	36	234	132	COLOMBIA	4 621	19 999	11 083
CHINA	932	512	285	VENEZUELA	3 106	22 944	12 813
SOUTH KOREA	710	1 336	751	GUYANA	38	308	167
JAPAN	13 292	80 785	44 852	FRENCH GUIAN	69	402	221
TAIWAN	11 382	14 626	8 160	ECUADOR	822	4 396	2 433
HONG KONG	2 975	5 200	2 942	PERU	4 239	14 196	7 902
AUSTRALIA	84	497	272	BRAZIL	2 300	14 561	8 170
NEW ZEALAND	4	68	39	CHILE	1 526	7 224	4 034
EXPORTS	1 335 541	5 643 273	3 154 601	BOLIVIA	451	2 511	1 414
FRANCE	160 970	650 431	363 102	PARAGUAY	318	974	547
BELGIUM LUX	66 853	231 231	129 287	URUGUAY	276	1 565	895
NETHERLANDS	117 334	410 209	228 866	ARGENTINA	1 906	12 928	7 139
ITALY	65 312	277 759	155 584	CYPRUS	479	2 155	1 206
UNITED KINGDOM	84 154	421 346	235 414	LEBANON	240	863	489
IRELAND	9 647	24 819	13 767	SYRIA	2 661	4 594	2 556
DENMARK	23 378	112 483	62 682	IRAQ	1 357	7 285	4 025
GREECE	8 775	38 480	21 412	IRAN	3 056	15 057	8 548
PORTUGAL	6 224	30 365	16 908	ISRAEL	6 807	33 508	18 664
SPAIN	30 729	151 233	84 742	JORDAN	855	8 667	4 711
CANARY IS	1 133	6 356	3 617	SAUDI ARABIA	5 825	20 253	11 156
ICELAND	1 311	4 965	2 772	KUWAIT	1 339	4 654	2 635
NORWAY	26 022	89 035	49 453	BAHRAIN	140	822	466
SWEDEN	37 500	138 886	78 013	QATAR	165	588	327
FINLAND	46 414	129 312	72 483	ARAB EMIRAT	3 074	9 308	5 172
SWITZERLAND	79 990	329 181	183 975	OMAN	186	1 301	722
AUSTRIA	109 278	304 501	170 147	NORTH YEMEN	401	4 008	2 218
ANDORRA	89	156	93	SOUTH YEMEN	62	354	194
GIBRALTAR	79	142	77	AFGHANISTAN	338	1 078	590
MALTA	651	4 281	2 377	PAKISTAN	2 201	8 484	4 755
YUGOSLAVIA	10 774	81 294	45 787	INDIA	4 843	27 793	15 486
TURKEY	16 237	56 644	31 754	BANGLADESH	351	909	509
SOVIET UNION	17 990	102 374	57 302	SRI LANKA	713	7 617	4 232
POLAND	11 741	56 677	32 062	NEPAL	12	164	93
CZECHOSLOVAKIA	8 390	62 581	35 278	BURMA	52	785	429
HUNGARY	7 656	57 785	32 480	THAILAND	3 024	12 439	6 898
ROMANIA	82	1 326	754	LAOS	6	77	44
BULGARIA	8 716	44 893	25 058	VIETNAM	64	841	462
ALBANIA	12	62	35	INDONESIA	5 182	22 993	12 904
MOROCCO	1 047	5 771	3 233	MALAYSIA	3 276	21 468	11 998
ALGERIA	1 124	9 683	5 369	BRUNEI	75	315	182
TUNISIA	245	2 005	1 119	SINGAPORE	5 260	21 723	12 197
LIBYA	4 323	15 495	8 603	PHILIPPINES	1 351	10 615	5 945
EGYPT	10 285	42 329	23 950	CHINA	35 692	126 321	70 424
SUDAN	2 650	2 334	1 308	NORTH KOREA	8	58	36
MAURITANIA	12	86	50	SOUTH KOREA	4 249	34 250	19 142
MALI	31	360	201	JAPAN	20 549	128 518	72 179
BURKINA FASO	39	253	137	TAIWAN	6 545	25 709	14 378
NIGER	61	281	156	HONG KONG	2 148	9 692	5 380
CHAD	42	103	61	AUSTRALIA	11 668	61 930	34 698
CAPE VERDE	128	325	178	PAPUA NEW G	231	1 396	769
SENEGAL	131	459	260	NEW ZEALAND	2 838	17 176	9 503
GAMBIA	25	90	50	AMER OCEANIA	35	113	62
GUINEA	116	402	217	NEW CALEDON	81	359	201
SIERRA LEONE	25	240	134	FIJI	22	104	57
LIBERIA	178	913	508	TONGA	95	366	200
IVORY COAST	891	4 345	2 422	WEST SAMOA	46	135	75
GHANA	898	5 042	2 775	FR POLYNESIA	180	648	356
TOGO	131	914	518	749 NONELEC MACH PTS. ACC NES			
BENIN	413	1 482	880	IMPORTS	2 301 186	4 315 021	2 403 829
NIGERIA	1 698	13 866	7 768	FRANCE	366 357	639 118	355 748
CAMEROON	1 951	10 978	6 050	BELGIUM LUX	72 970	142 474	79 420
CENT AFR REP	21	187	110	NETHERLANDS	157 822	245 891	137 113
EQUAT GUINEA	19	122	69	ITALY	428 284	744 820	415 007
GABON	820	2 044	1 147	UNITED KINGDOM	202 639	368 385	205 432
CONGO	29	244	135	IRELAND	4 546	15 452	8 595
ZAIRE	991	6 343	3 528	DENMARK	63 111	177 646	99 056
RWANDA	213	1 096	602	GREECE	1 884	2 115	1 170
BURUNDI	42	296	162	PORTUGAL	10 593	30 779	17 086
ANGOLA	50	309	168	SPAIN	86 267	100 985	56 371
ETHIOPIA	147	1 151	656	ICELAND	65	93	50
KENYA	2 644	12 808	7 176	NORWAY	3 179	8 533	4 749
UGANDA	91	886	503	SWEDEN	107 616	169 643	94 485
TANZANIA	2 965	6 619	3 673	FINLAND	9 113	26 134	14 592
SEYCHELLES	14	54	32	SWITZERLAND	157 427	520 058	289 474
MOZAMBIQUE	97	653	355	AUSTRIA	133 096	254 998	142 247
MADAGASCAR	343	1 372	756	MALTA	139	2 119	1 176
REUNION	210	1 139	630	YUGOSLAVIA	95 954	48 738	27 158
MAURITIUS	217	900	494	TURKEY	993	1 516	848
ZAMBIA	1 877	5 130	2 822	SOVIET UNION	13 107	7 895	4 384
ZIMBABWE	147	753	434	POLAND	14 035	8 919	4 982
MALAWI	63	312	171	CZECHOSLOVAKIA	35 621	16 155	8 982
REP S AFRICA	11 086	46 224	25 852	HUNGARY	28 793	34 779	19 418
BOTSWANA	74	136	74	ROMANIA	14 365	18 698	10 434
USA	134 313	679 218	379 868	BULGARIA	521	926	519
CANADA	29 638	127 167	70 995	MOROCCO	10	393	223
MEXICO	3 947	25 953	14 432	ALGERIA	10	426	237
GUATEMALA	1 048	4 769	2 692	TUNISIA	1	96	53
HONDURAS	124	546	307	LIBYA	41	62	33
EL SALVADOR	131	772	429	EGYPT	24	960	536
COSTA RICA	534	3 618	1 991	LIBERIA	123	252	135
PANAMA	241	2 246	1 218	NIGERIA	70	58	31
CUBA	119	1 750	953				

6 IMPORTS AND EXPORTS (SPECIAL TRADE) BY GROUPS OF THE SITC-REV. II AND BY COUNTRIES OF PRODUCTION AND CONSUMPTION 1987

GROUP COUNTRY	DT = 100 KG	1 000 DM	1 000 \$	GROUP COUNTRY	DT = 100 KG	1 000 DM	1 000 \$
ETHIOPIA		111	63	REUNION	333	353	202
KENYA		123	70	MAURITIUS	441	987	542
ZIMBABWE	1	66	37	ZAMBIA	475	1 533	867
REP S AFRICA	2 709	2 095	1 183	ZIMBABWE	183	1 181	656
USA	78 942	307 627	171 133	MALAWI	77	158	89
CANADA	4 933	14 686	8 208	REP S AFRICA	44 480	136 220	75 956
MEXICO	1 725	2 574	1 449	BOTSWANA	43	235	128
NETH ANTILL		100	54	USA	594 629	900 817	503 059
COLOMBIA	10	126	71	CANADA	58 647	134 299	74 817
VENEZUELA	26	136	74	GREENLAND	17	59	31
BRAZIL	6 742	7 540	4 217	MEXICO	24 331	31 341	17 418
ARGENTINA	194	352	193	GUATEMALA	190	864	475
LEBANON	48	173	95	HONDURAS	40	369	203
IRAQ	33	482	267	EL SALVADOR	129	728	403
IRAN	14	751	417	NICARAGUA	23	125	70
ISRAEL	954	4 135	2 289	COSTA RICA	238	735	399
JORDAN	5	150	83	PANAMA	2 727	5 568	3 097
SAUDI ARABIA	40	777	441	CUBA	2 171	3 480	1 921
KUWAIT	22	1 402	774	HAITI	26	144	79
QATAR	35	376	207	DOMINIC REP	554	463	249
ARAB EMIRAT	76	300	166	GUADELOUPE	20	178	97
OMAN	225	187	108	MARTINIQUE	11	92	50
NORTH YEMEN	1	170	95	JAMAICA	36	600	326
PAKISTAN		85	49	BARBADOS	44	157	84
INDIA	1 679	2 455	1 364	TRINIDAD TOB	167	1 579	878
SRI LANKA	23	100	55	ARUBA	24	91	49
THAILAND	1 223	13 681	7 654	NETH ANTILL	98	628	352
INDONESIA	56	199	114	COLOMBIA	2 785	9 844	5 432
MALAYSIA	127	192	104	VENEZUELA	11 106	37 342	20 941
SINGAPORE	1 658	8 358	4 636	SURINAME	11	123	67
CHINA	14 646	11 883	6 640	FRENCH GUIAN	7	145	82
SOUTH KOREA	4 118	6 487	3 619	ECUADOR	595	3 947	2 172
JAPAN	162 327	320 434	177 908	PERU	789	4 072	2 288
TAIWAN	6 816	12 273	6 788	BRAZIL	38 923	126 198	70 663
HONG KONG	1 096	2 136	1 177	CHILE	2 189	9 213	5 127
AUSTRALIA	1 435	2 458	1 372	BOLIVIA	93	513	287
NEW ZEALAND	44	216	128	PARAGUAY	255	630	350
EXPORTS	4 561 305	10 277 958	5 732 705	URUGUAY	410	1 574	882
FRANCE	573 487	1 245 527	694 576	ARGENTINA	8 905	30 338	16 901
BELGIUM LUX	316 602	550 117	306 399	CYPRUS	934	2 700	1 496
NETHERLANDS	325 677	765 496	426 562	LEBANON	1 663	4 177	2 333
ITALY	370 565	988 484	550 931	SYRIA	2 893	8 205	4 542
UNTD KINGDOM	405 384	786 741	438 477	IRAQ	17 683	21 585	12 138
IRELAND	7 424	33 403	18 551	IRAN	20 907	69 219	38 783
DENMARK	116 066	253 331	141 145	ISRAEL	11 766	46 596	26 091
GREECE	32 160	73 139	40 714	JORDAN	3 112	8 576	4 821
PORTUGAL	15 044	54 803	30 555	SAUDI ARABIA	41 791	95 218	52 997
SPAIN	130 267	270 640	150 759	KUWAIT	7 356	18 735	10 520
CANARY IS	1 087	3 682	2 052	BAHRAIN	897	2 805	1 586
CEUTA MEL	144	595	336	QATAR	676	2 035	1 120
ICELAND	1 253	3 923	2 184	ARAB EMIRAT	7 235	20 946	11 700
FAROE IS	27	95	55	OMAN	869	2 467	1 379
NORWAY	43 917	138 744	77 423	NORTH YEMEN	1 530	1 485	817
SWEDEN	244 185	482 147	269 209	SOUTH YEMEN	70	157	87
FINLAND	70 263	167 880	93 956	AFGHANISTAN	345	1 090	597
SWITZERLAND	219 658	620 851	345 781	PAKISTAN	3 432	10 513	5 867
AUSTRIA	303 928	661 765	368 751	INDIA	55 207	139 888	77 770
ANDORRA	26	80	46	BANGLADESH	417	2 171	1 192
GIBRALTAR	6	69	37	MALDIVES	27	55	30
MALTA	946	5 043	2 795	SRI LANKA	322	1 204	667
YUGOSLAVIA	48 484	145 512	81 268	NEPAL	19	80	43
TURKEY	47 144	92 431	51 850	BURMA	21	86	46
SOVIET UNION	17 553	75 018	41 871	THAILAND	5 127	13 468	7 601
POLAND	22 813	61 275	34 191	INDONESIA	2 366	12 840	7 147
CZECHOSLOVA	17 270	82 251	45 703	MALAYSIA	3 413	13 134	7 366
HUNGARY	20 552	78 674	44 044	BRUNEI	255	623	346
ROMANIA	3 208	8 341	4 662	SINGAPORE	41 581	97 130	54 180
BULGARIA	11 944	41 034	23 130	PHILIPPINES	922	5 891	3 307
ALBANIA	156	423	237	CHINA	11 400	43 447	24 635
MOROCCO	1 861	8 105	4 521	NORTH KOREA	622	1 391	772
ALGERIA	8 229	21 663	12 127	SOUTH KOREA	31 570	72 395	40 524
TUNISIA	897	3 843	2 144	JAPAN	24 781	117 100	65 492
LIBYA	4 914	19 032	10 620	TAIWAN	11 258	42 102	23 724
EGYPT	9 378	28 348	15 797	HONG KONG	7 789	27 225	15 168
SUDAN	325	1 323	748	AUSTRALIA	36 594	104 888	58 550
MAURITANIA	250	804	440	PAPUA NEW G	141	318	176
MALI	44	63	36	NEW ZEALAND	2 077	7 622	4 251
CAPE VERDE	15	81	47	NEW CALEDON	65	282	155
SENEGAL	94	330	182	WEST SAMOA	41	182	101
GAMBIA	16	69	39	FR POLYNESIA	48	213	116
GUINEA	132	441	243	781 OFFICE MACHINES			
SIERRA LEONE	68	359	199	IMPORTS	275 207	1 405 317	784 366
LIBERIA	1 519	3 903	2 163	FRANCE	14 243	72 814	40 747
IVORY COAST	321	1 252	696	BELGIUM LUX	5 231	27 307	15 457
GHANA	273	1 254	707	NETHERLANDS	22 265	117 677	65 567
TOGO	298	517	285	ITALY	8 494	52 965	29 430
BENIN	78	117	66	UNTD KINGDOM	29 214	164 921	91 718
NIGERIA	5 613	14 289	7 968	IRELAND	3	62	35
CAMEROON	175	752	410	DENMARK	1 191	6 009	3 391
GABON	44	381	213	PORTUGAL	77	410	239
CONGO	65	176	94	SPAIN	645	2 407	1 318
ZAIRE	632	2 059	1 158	NORWAY	62	700	393
RWANDA	58	131	75	SWEDEN	2 212	26 741	15 059
BURUNDI	47	184	102	FINLAND	3	58	31
ANGOLA	132	697	382	SWITZERLAND	1 932	21 918	12 351
ETHIOPIA	448	1 508	844	AUSTRIA	264	1 483	825
SOMALIA	5	73	39	YUGOSLAVIA	8 312	12 236	6 920
KENYA	1 091	3 546	1 978	POLAND	104	240	137
UGANDA	567	775	430	CZECHOSLOVA	823	651	360
TANZANIA	717	1 927	1 070	BULGARIA	2 308	3 503	1 964
MOZAMBIQUE	97	232	131	USA	11 568	110 559	61 763
MADAGASCAR	93	531	301				

6 IMPORTS AND EXPORTS (SPECIAL TRADE) BY GROUPS OF THE SITC-REV. II AND BY COUNTRIES OF PRODUCTION AND CONSUMPTION 1987

GROUP COUNTRY	DT = 100 KG	1 000 DM	1 000 \$	GROUP COUNTRY	DT = 100 KG	1 000 DM	1 000 \$
CANADA	360	3 225	1 805	ARGENTINA	206	1 196	664
MEXICO	2 848	6 503	3 576	CYPRUS	105	543	304
BRAZIL	973	2 800	1 555	LEBANON	144	1 580	855
ISRAEL	8	218	126	SYRIA	52	230	127
SINGAPORE	3 303	13 031	7 361	IRAQ	36	252	142
CHINA	1 212	7 154	4 012	IRAN	159	924	519
SOUTH KOREA	1 373	3 351	1 375	ISRAEL	791	3 220	1 811
JAPAN	135 382	641 021	357 416	JORDAN	116	360	200
TAIWAN	6 218	35 784	20 062	SAUDI ARABIA	897	2 302	1 287
HONG KONG	13 880	68 690	38 388	KUWAIT	468	1 370	764
AUSTRALIA	59	590	330	BAHRAIN	86	308	173
EXPORTS	308 987	1 880 951	1 052 030	QATAR	59	282	157
FRANCE	56 409	345 492	193 414	ARAB EMIRAT	398	1 458	815
BELGIUM LUX	11 829	74 749	41 855	OMAN	83	317	179
NETHERLANDS	32 981	186 173	103 827	NORTH YEMEN	23	1 167	642
ITALY	31 067	200 812	112 008	PAKISTAN	89	368	207
UNITED KINGDOM	49 381	307 835	171 585	INDIA	95	934	517
IRELAND	1 181	5 821	3 206	BANGLADESH	258	659	354
DENMARK	10 394	65 103	36 428	SRI LANKA	58	316	173
GREECE	1 394	7 240	4 041	THAILAND	1 540	5 405	3 058
PORTUGAL	4 265	25 141	14 113	INDONESIA	191	486	274
SPAIN	11 396	75 522	42 532	MALAYSIA	291	1 484	823
CANARY IS	468	1 414	787	SINGAPORE	521	2 967	1 669
CEUTA MEL	28	95	51	PHILIPPINES	64	386	216
ICELAND	156	895	501	CHINA	109	3 009	1 711
NORWAY	4 021	25 337	14 307	NORTH KOREA	5	88	48
SWEDEN	5 933	44 091	24 707	SOUTH KOREA	396	2 982	1 642
FINLAND	4 489	28 620	16 003	JAPAN	1 233	10 079	5 606
SWITZERLAND	12 593	78 431	43 845	TAIWAN	291	1 309	724
AUSTRIA	8 005	52 817	29 652	HONG KONG	2 692	9 645	5 400
ANDORRA	17	329	181	AUSTRALIA	2 309	13 145	7 392
MALTA	42	235	132	NEW ZEALAND	445	1 921	1 076
YUGOSLAVIA	1 195	10 144	5 628	NEW CALEDON	42	163	92
TURKEY	841	5 378	3 010	FR POLYNESIA	20	68	38
SOVIET UNION	394	7 082	3 967	752 AUTOMATIC DATA PROC EQUIP			
POLAND	419	6 237	3 517	IMPORTS	592 034	9 235 882	5 171 983
CZECHOSLOVAKIA	586	6 106	3 489	FRANCE	28 530	827 671	465 241
HUNGARY	637	4 277	2 418	BELGIUM LUX	9 093	184 535	103 708
ROMANIA	235	961	587	NETHERLANDS	25 275	353 453	197 567
BULGARIA	180	1 950	1 083	ITALY	21 919	372 210	210 415
MOROCCO	233	1 370	767	UNITED KINGDOM	59 528	1 188 832	666 922
ALGERIA	27	293	161	IRELAND	18 225	611 465	341 889
TUNISIA	77	391	219	DENMARK	3 204	67 484	37 684
LIBYA	84	697	407	GREECE	8	316	176
EGYPT	527	7 848	4 355	PORTUGAL	301	1 701	927
SUDAN	26	259	151	SPAIN	7 901	187 091	105 793
MAURITANIA	10	65	36	NORWAY	3 045	69 352	38 864
BURKINA FASO	11	60	31	SWEDEN	14 349	230 874	130 059
NIGER	43	317	176	FINLAND	4 580	30 059	16 801
CAPE VERDE	10	53	30	SWITZERLAND	3 150	64 789	35 997
SENEGAL	35	217	120	AUSTRIA	2 686	37 228	20 867
GUINEA	10	73	37	YUGOSLAVIA	22	476	264
SIERRA LEONE	11	68	37	TURKEY	4	222	129
IVORY COAST	121	616	347	SOVIET UNION		168	96
GHANA	32	356	193	POLAND	102	333	184
TOGO	53	277	157	CZECHOSLOVAKIA	5	221	123
BENIN	25	210	117	HUNGARY	103	387	218
NIGERIA	416	11 258	6 373	ROMANIA	174	1 234	679
CAMEROON	242	796	448	BULGARIA	2	89	48
GABON	54	236	135	MOROCCO	3	398	221
CONGO	15	77	42	EGYPT	6	113	66
ZAIRE	70	2 285	1 239	NIGERIA	1	315	171
RWANDA	17	102	56	KENYA	3	178	100
BURUNDI	10	95	52	ZIMBABWE	1	90	50
ANGOLA	19	153	82	REP S AFRICA	44	1 273	705
ETHIOPIA	77	333	189	USA	92 110	2 139 760	1 193 958
SOMALIA	9	73	39	CANADA	878	19 242	10 798
KENYA	61	259	145	MEXICO	196	471	266
UGANDA	12	111	61	BAHAMAS	212	3 600	2 110
TANZANIA	59	400	226	BRAZIL	11	874	477
MADAGASCAR	11	67	40	ARGENTINA	236	874	476
REUNION	99	610	343	LEBANON		100	59
MAURITIUS	19	77	42	ISRAEL	766	27 220	15 076
ZAMBIA	53	385	212	JORDAN		61	35
ZIMBABWE	30	277	153	SAUDI ARABIA	1	150	83
MALAWI	28	139	75	KUWAIT	1	63	36
REP S AFRICA	1 754	11 362	6 343	ARAB EMIRAT	12	132	75
SWAZILAND	14	108	58	INDIA	90	839	459
LESOTHO	12	79	47	THAILAND	879	8 090	4 485
USA	34 035	173 443	97 207	MALAYSIA	4	289	159
CANADA	2 119	10 726	5 994	SINGAPORE	11 103	218 619	123 323
MEXICO	993	1 823	1 031	PHILIPPINES	2	62	36
GUATEMALA	59	149	85	CHINA	31	123	71
HONDURAS	42	98	54	SOUTH KOREA	17 593	127 323	70 370
EL SALVADOR	55	265	149	JAPAN	181 540	1 879 892	1 049 283
COSTA RICA	12	62	36	TAIWAN	64 631	383 580	216 605
PANAMA	240	681	376	HONG KONG	19 267	186 815	105 047
CUBA	30	88	51	AUSTRALIA	186	4 574	2 528
DOMINIC REP	28	176	100	NEW ZEALAND	4	82	47
GUADELOUPE	34	144	80	EXPORTS	416 481	7 544 297	4 223 722
MARTINIQUE	19	95	49	FRANCE	62 760	1 110 238	621 494
JAMAICA	8	67	37	BELGIUM LUX	23 892	391 909	219 359
NETH ANTILL	19	70	40	NETHERLANDS	33 339	524 882	294 840
COLOMBIA	111	806	463	ITALY	47 464	768 395	432 714
VENEZUELA	648	3 776	2 174	UNITED KINGDOM	57 813	1 145 537	639 108
ECUADOR	82	454	246	IRELAND	13 008	420 539	233 366
PERU	187	875	488	DENMARK	9 794	204 796	115 053
BRAZIL	57	825	471	GREECE	2 006	25 057	14 029
CHILE	600	2 993	1 689	PORTUGAL	2 382	51 737	29 100
BOLIVIA	118	522	293				
PARAGUAY	51	302	167				
URUGUAY	47	216	123				

6 IMPORTS AND EXPORTS (SPECIAL TRADE) BY GROUPS OF THE SITC-REV. II AND BY COUNTRIES OF PRODUCTION AND CONSUMPTION 1987

GROUP COUNTRY	DT = 100 KG	1 000 DM	1 000 \$	GROUP COUNTRY	DT = 100 KG	1 000 DM	1 000 \$
SPAIN	23 847	407 780	229 322	AUSTRALIA	1 777	31 393	17 674
CANARY IS	15	283	165	NEW ZEALAND	129	1 830	1 030
ICELAND	255	6 465	3 668	FIJI	6	74	42
NORWAY	5 355	108 002	60 666	POLAR REG	2	346	191
SWEDEN	12 117	230 261	129 571	759 OFFICE & ADP MCH PTS, ACC			
FINLAND	5 933	101 384	56 701	IMPORTS	312 561	5 758 048	3 221 777
SWITZERLAND	21 441	449 412	250 769	FRANCE	23 078	796 594	447 056
AUSTRIA	20 174	367 045	205 502	BELGIUM LUX	7 503	107 288	59 879
MALTA	17	289	161	NETHERLANDS	23 708	385 799	215 099
YUGOSLAVIA	5 367	81 691	46 258	ITALY	24 519	626 911	350 377
TURKEY	3 855	61 643	34 343	UNTD KINGDOM	23 419	496 448	277 849
SOVIET UNION	945	32 253	18 147	IRELAND	6 318	292 447	164 455
POLAND	1 391	20 770	11 721	DENMARK	1 592	25 730	14 353
CZECHOSLOVA	1 646	35 306	19 966	GREECE	79	297	170
HUNGARY	2 243	33 476	18 789	PORTUGAL	2 196	18 065	10 012
ROMANIA	71	245	138	SPAIN	4 252	128 166	71 812
BULGARIA	1 709	10 031	5 658	ICELAND		55	31
MOROCCO	97	3 581	1 995	NORWAY	233	11 004	6 155
ALGERIA	59	914	506	SWEDEN	4 690	103 620	58 191
TUNISIA	44	641	358	FINLAND	283	9 407	5 267
LIBYA	103	3 052	1 671	SWITZERLAND	4 262	64 199	35 873
EGYPT	244	6 021	3 445	AUSTRIA	1 239	28 680	15 957
SUDAN	28	88	51	YUGOSLAVIA	4 350	5 670	3 206
MALI	5	64	38	TURKEY	26	409	239
BURKINA FASO	24	714	418	POLAND	8	132	72
NIGER	6	102	57	CZECHOSLOVA	456	765	423
SENEGAL	10	133	74	HUNGARY	2 660	3 085	1 716
SIERRA LEONE	4	103	56	BULGARIA	21	151	90
LIBERIA	9	158	87	MOROCCO	26	1 938	1 067
IVORY COAST	19	150	82	LIBYA	1	223	130
GHANA	10	300	171	NIGERIA	2	187	102
TOGO	9	114	65	ZIMBABWE		166	89
BENIN	11	153	85	REP S AFRICA	102	1 523	847
NIGERIA	162	1 758	984	USA	59 588	1 417 938	790 661
CAMEROON	14	148	84	CANADA	732	21 279	11 916
CONGO	9	75	42	MEXICO	78	921	504
ZAIRE	20	267	153	BRAZIL	4	369	204
RWANDA	12	150	80	ARGENTINA	32	1 545	860
BURUNDI	3	63	34	LEBANON		90	50
ANGOLA	5	154	84	ISRAEL	267	10 815	6 052
ETHIOPIA	24	310	173	SAUDI ARABIA	22	1 083	623
SOMALIA	10	90	48	KUWAIT		197	109
KENYA	9	278	150	BAHRAIN	6	268	150
UGANDA	4	89	50	ARAB EMIRAT		61	34
TANZANIA	2	98	54	INDIA	1	186	104
MADAGASCAR	4	59	31	SRI LANKA	5	74	43
REUNION	7	92	52	THAILAND	28	522	286
MAURITIUS	5	109	63	INDONESIA	13	531	253
ZAMBIA	14	284	165	MALAYSIA	16	1 240	704
ZIMBABWE	33	587	329	SINGAPORE	5 300	193 556	109 075
REP S AFRICA	3 772	72 380	40 172	CHINA	6	103	59
USA	39 372	498 852	278 143	NORTH KOREA	6	182	102
CANADA	932	19 593	10 825	SOUTH KOREA	1 024	9 567	5 478
GREENLAND	3	366	198	JAPAN	91 863	819 356	459 393
MEXICO	144	1 462	805	TAIWAN	15 074	135 572	75 823
BERMUDA	17	121	66	HONG KONG	3 128	28 262	15 766
GUATEMALA	6	57	31	AUSTRALIA	108	4 342	2 397
HONDURAS	5	165	93	NEW ZEALAND	9	621	346
EL SALVADOR	8	55	30	EXPORTS	227 051	4 641 590	2 589 272
COSTA RICA	8	100	56	FRANCE	30 266	1 264 457	704 408
PANAMA	5	103	57	BELGIUM LUX	11 736	169 260	94 369
CUBA		75	39	NETHERLANDS	54 276	495 094	277 513
GUADELOUPE	2	84	47	ITALY	19 099	454 793	253 703
JAMAICA	9	104	57	UNTD KINGDOM	25 941	517 499	288 221
BARBADOS	3	63	35	IRELAND	9 173	129 963	72 336
TRINIDAD TOB	12	290	159	DENMARK	2 972	66 014	36 765
COLOMBIA	122	2 663	1 525	GREECE	497	6 401	3 582
VENEZUELA	165	3 891	2 217	PORTUGAL	604	10 626	5 926
FRENCH GUIAN	6	70	38	SPAIN	6 016	212 319	118 668
ECUADOR	23	416	233	CANARY IS	12	196	108
PERU	15	306	174	ICELAND	72	2 503	1 399
BRAZIL	101	5 821	3 263	NORWAY	1 667	34 212	19 086
CHILE	170	1 996	1 107	SWEDEN	6 908	151 177	84 481
BOLIVIA	13	184	100	FINLAND	1 216	27 568	15 350
PARAGUAY	20	863	471	SWITZERLAND	7 534	154 468	86 077
URUGUAY	17	191	105	AUSTRIA	6 185	184 261	102 728
ARGENTINA	312	4 411	2 467	MALTA	3	261	143
CYPRUS	131	3 506	1 964	YUGOSLAVIA	5 515	22 557	12 507
LEBANON	12	182	101	TURKEY	363	4 907	2 743
SYRIA	31	602	336	SOVIET UNION	165	5 762	3 309
IRAQ	9	483	264	POLAND	436	3 770	2 116
IRAN	664	32 155	19 030	CZECHOSLOVA	363	6 910	3 898
ISRAEL	1 200	22 020	12 337	HUNGARY	671	11 885	6 699
JORDAN	36	669	368	ROMANIA	47	135	76
SAUDI ARABIA	285	15 034	8 250	BULGARIA	222	2 168	1 217
KUWAIT	293	7 213	3 993	MOROCCO	61	2 948	1 637
BAHRAIN	11	252	143	ALGERIA	38	816	448
QATAR	46	1 149	638	TUNISIA	18	412	227
ARAB EMIRAT	135	3 553	1 969	LIBYA	100	5 864	3 229
OMAN	37	566	312	EGYPT	27	1 403	794
PAKISTAN	159	5 690	3 143	SUDAN	30	134	76
INDIA	676	18 030	10 229	BURKINA FASO	16	189	109
BANGLADESH	9	158	89	NIGER	2	66	37
SRI LANKA	96	1 934	1 064	SENEGAL	7	165	95
THAILAND	136	2 920	1 401	IVORY COAST	2	112	62
INDONESIA	97	4 133	2 274	GHANA	9	152	86
MALAYSIA	597	14 353	8 005	NIGERIA	127	3 717	2 093
SINGAPORE	965	17 680	9 956	CAMEROON	1	74	39
PHILIPPINES	10	173	96	GABON	9	260	144
CHINA	1 498	69 935	38 579				
SOUTH KOREA	228	9 713	5 372				
JAPAN	1 234	33 157	18 521				
TAIWAN	200	7 324	4 047				
HONG KONG	602	12 625	6 985				

6 IMPORTS AND EXPORTS (SPECIAL TRADE) BY GROUPS OF THE SITC-REV. II AND BY COUNTRIES OF PRODUCTION AND CONSUMPTION 1987

GROUP COUNTRY	DT = 100 KG	1 000 DM	1 000 \$	GROUP COUNTRY	DT = 100 KG	1 000 DM	1 000 \$
CONGO	1	73	41	ITALY	176 626	509 620	286 408
ZAIRE	14	885	482	UNITED KINGDOM	30 191	80 565	45 483
ANGOLA	8	250	138	IRELAND	1 590	5 484	3 087
ETHIOPIA	4	200	109	DENMARK	10 325	30 094	17 020
KENYA	10	288	159	GREECE	7 597	25 518	14 299
UGANDA	4	118	67	PORTUGAL	13 357	33 811	19 058
TANZANIA	22	130	73	SPAIN	8 714	26 916	15 251
REUNION	3	65	32	CANARY IS	2 295	6 021	3 449
ZAMBIA	9	183	101	CEUTA MEL	191	566	314
ZIMBABWE	5	231	125	ICELAND	491	1 351	771
REP S AFRICA	1 121	37 149	20 543	NORWAY	7 739	21 956	12 322
USA	20 189	448 610	250 738	SWEDEN	22 980	64 452	36 257
CANADA	741	7 473	4 177	FINLAND	2 402	7 535	4 251
MEXICO	368	2 464	1 379	SWITZERLAND	35 317	116 925	65 932
GUATEMALA	4	136	74	AUSTRIA	36 333	97 594	54 608
COSTA RICA	5	222	122	ANDORRA	352	1 372	777
PANAMA	7	152	84	GIBRALTAR	60	202	114
COLOMBIA	20	298	164	MALTA	141	488	265
VENEZUELA	256	1 616	894	YUGOSLAVIA	10 122	42 702	23 733
ECUADOR		88	47	TURKEY	2 106	6 675	3 730
PERU	14	265	149	SOVIET UNION	137	954	545
BRAZIL	476	7 178	3 976	POLAND	589	2 348	1 306
CHILE	37	690	391	CZECHOSLOVAKIA	323	1 980	1 120
BOLIVIA	2	55	32	HUNGARY	1 522	5 580	3 103
PARAGUAY		91	46	BULGARIA	196	773	432
ARGENTINA	34	1 177	657	MOROCCO	544	1 986	1 099
CYPRUS	15	287	159	ALGERIA	5	61	33
LEBANON	11	502	279	TUNISIA	188	654	358
SYRIA	4	113	66	LIBYA	25	185	104
IRAQ	48	340	183	EGYPT	16	104	58
IRAN	151	2 982	1 750	BURKINA FASO	19	71	39
ISRAEL	268	7 514	4 200	IVORY COAST	54	195	106
JORDAN	7	199	110	BENIN	56	194	114
SAUDI ARABIA	74	2 227	1 231	NIGERIA	25	147	78
KUWAIT	39	872	481	CAMEROON	983	2 818	1 574
BAHRAIN	4	245	135	CONGO	15	53	30
QATAR	8	105	56	ANGOLA	19	75	41
ARAB EMIRAT	61	794	439	TANZANIA	9	52	21
OMAN	23	329	177	REUNION	608	1 757	995
NORTH YEMEN	6	94	51	MAURITIUS	112	277	170
PAKISTAN	53	713	396	REP S AFRICA	555	1 138	625
INDIA	189	3 234	1 824	USA	2 476	20 374	11 202
SRI LANKA	9	207	114	CANADA	19	124	71
BURMA		109	61	GUADELOUPE	106	421	245
THAILAND	148	1 392	768	MARTINIQUE	248	800	448
INDONESIA	18	1 265	726	FRENCH GUIAN	29	118	72
MALAYSIA	53	1 426	791	PERU	8	73	42
SINGAPORE	3 708	34 901	19 348	BRAZIL	1	91	55
PHILIPPINES	12	889	499	PARAGUAY	31	112	68
CHINA	521	13 076	7 188	URUGUAY	47	137	76
SOUTH KOREA	263	3 554	1 958	CYPRUS	1 375	3 978	2 263
JAPAN	1 291	42 672	23 708	LEBANON	141	319	178
TAIWAN	3 255	38 940	21 797	IRAN	8	116	64
HONG KONG	276	4 329	2 412	ISRAEL	7 083	18 634	10 373
AUSTRALIA	451	10 585	5 895	JORDAN	221	703	390
NEW ZEALAND	80	1 161	647	SAUDI ARABIA	230	791	435
FR POLYNESIA	3	53	30	KUWAIT	47	154	88
				BAHRAIN	92	303	179
				ARAB EMIRAT	256	876	478
				OMAN	33	97	52
				INDIA	21	586	323
				THAILAND	64	201	110
				INDONESIA	179	1 092	602
				MALAYSIA	155	480	261
				SINGAPORE	4 110	12 103	6 764
				CHINA	29	581	314
				SOUTH KOREA	7	59	33
				JAPAN	52	470	258
				TAIWAN	1 348	4 669	2 572
				HONG KONG	785	2 325	1 300
				AUSTRALIA	1 542	4 496	2 560
				NEW ZEALAND	20	97	51
761 TELEVISION RECEIVERS							
IMPORTS	562 460	1 502 463	844 611				
FRANCE	24 094	63 416	35 623				
BELGIUM LUX	67 317	192 398	107 927				
NETHERLANDS	7 650	22 613	12 824				
ITALY	60 296	169 877	95 255				
UNITED KINGDOM	42 932	124 362	69 538				
IRELAND	75	2 099	1 170				
DENMARK	2 059	10 930	6 164				
GREECE	35	153	85				
PORTUGAL	4 222	12 906	7 177				
SPAIN	9 100	24 790	13 975				
NORWAY	8	81	45				
SWEDEN	825	2 150	1 232	762 RADIO BROADCAST RECEIVERS			
FINLAND	48 197	128 110	72 444	IMPORTS	462 663	1 689 745	946 312
SWITZERLAND	843	1 636	923	FRANCE	5 468	62 733	35 100
AUSTRIA	65 379	186 626	105 093	BELGIUM LUX	5 192	19 404	10 820
YUGOSLAVIA	782	1 372	759	NETHERLANDS	6 292	21 605	12 059
TURKEY	122	105	57	ITALY	1 576	4 841	2 702
SOVIET UNION	5 413	9 562	5 414	UNITED KINGDOM	1 793	12 731	7 111
POLAND	1 158	2 579	1 406	IRELAND	49	513	304
HUNGARY	5 021	7 376	4 251	DENMARK	782	5 043	2 861
ROMANIA	8 145	6 951	3 884	PORTUGAL	10 744	119 357	66 705
BULGARIA	9	60	33	SPAIN	24	817	447
ALGERIA	194	433	243	NORWAY	4	143	84
TUNISIA	1 516	3 962	2 269	SWEDEN	27	509	284
USA	238	5 299	2 950	SWITZERLAND	313	3 429	1 903
CANADA	113	551	307	AUSTRIA	7 015	43 475	24 340
ARAB EMIRAT	6	96	55	TURKEY	224	499	278
THAILAND	39	155	87	SOVIET UNION	504	441	247
MALAYSIA	4 843	16 169	9 029	POLAND	6 083	8 607	4 851
SINGAPORE	33 075	94 943	53 185	ROMANIA	37	62	33
CHINA	15 697	30 713	17 825	USA	239	1 988	1 096
NORTH KOREA	160	296	162	CANADA	2 183	30 775	17 225
SOUTH KOREA	93 049	175 988	99 006	BRAZIL	2 062	27 774	15 709
JAPAN	40 231	146 564	82 115	MALAYSIA	37 216	108 605	60 663
TAIWAN	9 216	29 183	16 166	SINGAPORE	18 496	64 277	36 004
HONG KONG	10 385	27 818	15 852	PHILIPPINES	473	1 071	597
EXPORTS	577 852	1 704 179	956 815	CHINA	37 445	73 174	41 437
FRANCE	68 364	206 561	116 376	SOUTH KOREA	84 374	235 255	131 989
BELGIUM LUX	42 605	117 840	65 948	JAPAN	67 919	498 165	278 335
NETHERLANDS	71 067	202 514	113 121	TAIWAN	111 412	213 947	120 075

6 IMPORTS AND EXPORTS (SPECIAL TRADE) BY GROUPS OF THE SITC-REV. II AND BY COUNTRIES OF PRODUCTION AND CONSUMPTION 1987

GROUP COUNTRY	DT * 100 KG	1 000 DM	1 000 \$	GROUP COUNTRY	DT * 100 KG	1 000 DM	1 000 \$
HONG KONG	54 178	129 213	72 330	SOUTH KOREA	38 865	183 080	102 870
MACAO	504	1 121	632	JAPAN	212 395	1 595 970	894 677
EXPORTS	116 567	733 693	409 043	TAIWAN	12 848	49 539	27 642
FRANCE	17 153	88 336	49 177	HONG KONG	9 823	39 114	21 763
BELGIUM LUX	10 359	81 964	45 714	MACAO	14	68	36
NETHERLANDS	17 527	67 692	37 730	AUSTRALIA	2	281	162
ITALY	16 996	79 006	44 159	EXPORTS	228 615	2 035 876	1 141 379
UNTD KINGDOM	9 532	136 611	76 260	FRANCE	55 487	509 736	287 106
IRELAND	371	2 222	1 244	BELGIUM LUX	13 451	115 324	64 636
DENMARK	3 452	15 792	8 812	NETHERLANDS	21 753	188 553	105 354
GREECE	1 040	3 817	2 126	ITALY	36 697	339 726	189 583
PORTUGAL	4 459	15 433	8 634	UNTD KINGDOM	41 279	340 203	190 391
SPAIN	7 065	28 333	15 856	IRELAND	353	3 157	1 780
CANARY IS	381	1 664	932	DENMARK	3 752	30 605	17 190
CEUTA MEL	24	251	138	GREECE	7 160	58 871	32 876
ICELAND	156	447	248	PORTUGAL	2 062	16 248	9 193
NORWAY	687	7 369	4 062	SPAIN	13 790	109 314	61 799
SWEDEN	2 639	20 038	11 128	CANARY IS	300	2 716	1 480
FINLAND	2 380	10 502	5 856	ICELAND	18	558	311
SWITZERLAND	3 715	37 697	21 032	NORWAY	470	4 587	2 550
AUSTRIA	7 906	41 794	23 321	SWEDEN	1 483	13 484	7 591
ANDORRA	400	3 198	1 769	FINLAND	659	4 762	2 709
GIBRALTAR	13	82	44	SWITZERLAND	4 010	49 438	27 628
MALTA	55	225	127	AUSTRIA	8 016	66 888	37 683
YUGOSLAVIA	1 941	10 106	5 592	ANDORRA	187	2 910	1 624
TURKEY	2 072	10 289	5 711	MALTA	193	1 896	1 066
SOVIET UNION	181	951	524	YUGOSLAVIA	512	8 473	4 743
POLAND	106	406	228	TURKEY	613	7 897	4 407
CZECHOSLOVA	1 005	3 139	1 783	SOVIET UNION	62	2 331	1 329
HUNGARY	1 144	4 048	2 243	POLAND	86	2 557	1 440
ROMANIA	8	60	32	CZECHOSLOVA	153	2 986	1 688
BULGARIA	265	998	556	HUNGARY	590	8 247	4 597
MOROCCO	47	456	250	ROMANIA	39	671	372
EGYPT	3	176	97	BULGARIA	150	3 894	2 147
BURKINA FASO	24	84	46	ALBANIA	5	284	155
IVORY COAST	4	61	33	MOROCCO	25	414	234
CAMEROON	71	205	111	ALGERIA	44	442	248
KENYA	5	66	36	TUNISIA	11	281	161
REP S AFRICA	413	10 261	5 749	LIBYA	17	315	177
USA	1 039	25 549	14 092	EGYPT	24	793	441
CANADA	38	911	505	BURKINA FASO	7	102	56
GUADELOUPE	24	146	82	SENEGAL	9	53	31
BRAZIL	16	439	242	GUINEA	7	149	87
CHILE	42	774	432	NIGERIA	14	300	165
ARGENTINA	12	80	45	CAMEROON	12	216	125
CYPRUS	82	274	154	CENT AFR REP	12	107	59
ISRAEL	80	436	243	RWANDA	7	188	107
JORDAN	57	202	107	ANGOLA	8	66	38
SAUDI ARABIA	58	1 172	657	ETHIOPIA	1	65	39
KUWAIT	13	373	212	DJIBOUTI	1	73	40
QATAR	1	62	34	KENYA	4	130	69
ARAB EMIRAT	58	574	322	TANZANIA	19	58	32
OMAN	41	245	139	REUNION	43	233	130
INDIA	7	135	75	ZIMBABWE	19	197	108
THAILAND	19	220	123	REP S AFRICA	150	2 341	1 323
INDONESIA	44	926	513	USA	11 058	84 261	46 814
MALAYSIA	126	1 904	1 059	CANADA	860	3 536	1 998
SINGAPORE	288	5 214	2 913	MEXICO	284	3 630	2 203
JAPAN	9	125	69	COSTA RICA	2	106	58
TAIWAN	248	2 086	1 179	CUBA	1	71	39
HONG KONG	377	3 073	1 710	COLOMBIA	1	63	35
AUSTRALIA	129	3 468	1 944	PERU	9	225	127
NEW ZEALAND	50	426	242	BRAZIL	3	174	96
NEW CALEDON	8	84	46	CHILE	1	190	107
FIJI	1	65	36	ARGENTINA	522	9 147	5 067
763 SOUND RECORDS, PHONOGRPH				CYPRUS	42	492	275
IMPORTS	335 440	2 351 468	1 318 019	LEBANON	5	56	30
FRANCE	799	7 582	4 333	SYRIA	3	101	54
BELGIUM LUX	9 009	85 976	47 880	IRAQ	9	367	208
NETHERLANDS	5 547	36 201	20 331	IRAN	7	148	83
ITALY	590	4 702	2 696	ISRAEL	86	2 219	1 228
UNTD KINGDOM	16 679	139 108	78 478	JORDAN	19	314	175
IRELAND	129	862	484	SAUDI ARABIA	57	1 117	618
DENMARK	942	10 012	5 581	KUWAIT	4	383	224
GREECE	190	1 629	904	ARAB EMIRAT	32	568	326
PORTUGAL	3 862	22 908	12 855	OMAN	12	278	157
SPAIN	5	135	79	SOUTH YEMEN	2	79	44
NORWAY	55	1 081	610	AFGHANISTAN	2	393	212
SWEDEN	120	1 362	781	PAKISTAN	4	110	64
FINLAND	83	739	417	INDIA	46	3 808	2 066
SWITZERLAND	731	22 790	12 867	THAILAND	26	987	566
AUSTRIA	8 222	83 399	46 199	MALAYSIA	41	1 286	776
YUGOSLAVIA	170	400	227	SINGAPORE	178	1 349	754
POLAND	2 193	1 642	907	PHILIPPINES	1	103	57
CZECHOSLOVA	1 567	1 665	931	CHINA	27	2 528	1 396
HUNGARY	456	932	515	SOUTH KOREA	96	526	286
BULGARIA	8	125	72	JAPAN	436	4 837	2 692
GUINEA	3	70	39	TAIWAN	127	851	469
KENYA	1 074	14 049	7 532	HONG KONG	384	1 863	1 041
USA	1	150	81	AUSTRALIA	400	5 563	3 176
BRAZIL	10	96	53	NEW ZEALAND	41	258	142
SYRIA	8	65	36	FIJI	3	159	86
SAUDI ARABIA	2 354	8 500	4 763	TONGA	2	78	43
SINGAPORE	4 068	28 453	15 934	764 TELECOM EQPT, PTS, ACC NES			
PHILIPPINES	259	729	409	IMPORTS	666 595	4 626 116	2 585 900
CHINA	2 119	6 220	3 483	FRANCE	57 574	477 277	266 562
NORTH KOREA	220	1 409	775	BELGIUM LUX	26 281	176 934	98 447
				NETHERLANDS	22 630	198 471	110 796
				ITALY	42 047	189 249	105 546

6 IMPORTS AND EXPORTS (SPECIAL TRADE) BY GROUPS OF THE SITC-REV. II AND BY COUNTRIES OF PRODUCTION AND CONSUMPTION 1987

GROUP COUNTRY	DT * 100 KG	1 000 DM	1 000 \$	GROUP COUNTRY	DT * 100 KG	1 000 DM	1 000 \$
UNITED KINGDOM	40 446	287 115	160 550	ALGERIA	2 697	35 665	19 936
IRELAND	1 036	14 258	7 938	TUNISIA	6 070	26 084	14 608
DENMARK	26 146	106 613	59 845	LIBYA	662	22 401	12 423
GREECE	2 143	18 190	10 118	EGYPT	1 847	54 686	30 745
PORTUGAL	5 326	15 016	8 414	SUDAN	31	1 416	824
SPAIN	8 803	39 987	22 952	MAURITANIA	2	57	32
ICELAND	21	205	111	MALI	5	483	267
NORWAY	2 462	24 238	13 574	BURKINA FASO	6	122	70
SWEDEN	2 163	26 891	14 992	NIGER	1	63	35
FINLAND	355	10 392	5 762	CHAD	1	56	31
SWITZERLAND	8 671	170 860	95 310	CAPE VERDE	5	103	60
AUSTRIA	25 708	254 100	141 851	SENEGAL	24	562	310
MALTA	7	88	48	GUINEA	173	2 214	1 224
YUGOSLAVIA	2 093	10 542	5 895	SIERRA LEONE	3	74	44
TURKEY	37	2 381	1 297	LIBERIA	10	235	127
SOVIET UNION	204	175	101	IVORY COAST	37	622	351
POLAND	6 796	3 990	2 233	GHANA	40	738	414
CZECHOSLOVAKIA	8 994	4 735	2 631	TOGO	50	1 069	579
HUNGARY	5 612	7 139	3 998	BENIN	25	1 143	623
ROMANIA	151	90	49	NIGERIA	329	12 260	6 817
BULGARIA	192	143	82	CAMEROON	205	5 572	3 207
MOROCCO	1	103	57	CENT AFR REP	7	92	52
ALGERIA		94	51	EQUAT GUINEA	17	279	154
TUNISIA	3 124	8 954	4 978	S TOME PRINC	2	172	93
LIBYA		57	32	GABON	19	400	218
EGYPT	1	81	45	CONGO	14	987	586
MALI		66	37	ZAIRE	38	989	546
GHANA	5	402	238	RWANDA	41	468	261
NIGERIA	6	870	477	BURUNDI	12	3 703	2 012
GABON		62	34	ANGOLA	2	433	251
RWANDA	1	84	44	ETHIOPIA	58	1 354	751
ETHIOPIA		100	60	SOMALIA	3	148	84
UGANDA	1	121	72	KENYA	41	2 122	1 155
REP S AFRICA	53	1 261	696	UGANDA	20	964	577
USA	20 071	319 562	178 216	TANZANIA	20	209	116
CANADA	1 946	52 144	28 931	SEYCHELLES	14	299	163
MEXICO	3	1 308	727	MOZAMBIQUE	5	260	153
EL SALVADOR		185	101	MADAGASCAR	6	143	80
COSTA RICA	38	232	125	REUNION	7	177	100
BRAZIL	623	4 596	2 594	MAURITIUS	24	696	395
ARGENTINA	3	54	31	ZAMBIA	361	4 966	2 767
SYRIA	2	169	95	ZIMBABWE	95	6 971	3 911
IRAQ	2	469	265	MALAWI	5	248	138
IRAN	7	151	84	REP S AFRICA	7 208	213 208	118 397
ISRAEL	130	4 846	2 698	BOTSWANA	20	1 218	676
JORDAN		138	77	LESOTHO	11	329	180
SAUDI ARABIA	3	692	385	USA	13 849	220 739	123 138
KUWAIT	1	99	55	CANADA	1 073	11 177	6 235
BAHRAIN		82	43	MEXICO	875	21 610	12 033
ARAB EMIRAT	5	516	293	GUATEMALA	139	1 430	789
OMAN	2	142	81	HONDURAS	9	356	196
PAKISTAN	1	110	62	EL SALVADOR	60	1 074	601
INDIA	536	1 462	806	NICARAGUA	29	549	301
SRI LANKA	4	157	87	COSTA RICA	604	1 764	973
THAILAND	3	372	206	PANAMA	16	244	136
INDONESIA	5	100	54	CUBA	4	188	106
MALAYSIA	2 967	5 977	3 325	GUADELOUPE	17	91	49
BRUNEI		310	176	MARTINIQUE	31	118	63
SINGAPORE	1 503	26 976	15 057	JAMAICA	9	1 090	600
PHILIPPINES	2 317	2 766	1 540	NETH ANTILL	50	940	536
CHINA	602	2 370	1 337	COLUMBIA	1 933	30 279	17 295
NORTH KOREA	14	82	45	VENEZUELA	2 417	42 573	24 066
SOUTH KOREA	32 944	73 518	41 226	SURINAME	2	102	56
JAPAN	227 433	1 940 512	1 086 093	FRENCH GUIAN	42	326 541	199 940
TAIWAN	66 081	100 675	56 159	ECUADOR	141	9 349	5 598
HONG KONG	10 182	32 766	18 305	PERU	303	10 241	5 695
AUSTRALIA	61	676	384	BRAZIL	1 600	51 313	28 684
NEW ZEALAND	15	140	80	CHILE	635	7 307	4 078
EXPORTS	520 990	6 503 877	3 655 962	BOLIVIA	124	1 016	563
FRANCE	90 318	602 578	337 961	PARAGUAY	1 284	25 793	14 241
BELGIUM LUX	36 936	309 161	172 768	URUGUAY	979	10 435	5 789
NETHERLANDS	35 757	418 720	233 738	ARGENTINA	14 764	211 584	117 572
ITALY	17 603	383 901	214 678	CYPRUS	261	5 398	2 934
UNITED KINGDOM	33 722	342 742	191 514	LEBANON	900	792	450
IRELAND	1 053	17 193	9 570	SYRIA	33	868	472
DENMARK	11 952	205 322	114 503	IRAQ	405	15 279	8 443
GREECE	13 893	84 137	46 810	IRAN	7 211	138 641	78 439
PORTUGAL	16 885	137 429	76 715	ISRAEL	3 604	37 073	20 785
SPAIN	19 932	148 193	83 053	JORDAN	675	5 146	2 855
CANARY IS	1 237	4 574	2 529	SAUDI ARABIA	3 479	24 466	13 799
CEUTA MEL	33	120	68	KUWAIT	710	23 735	12 959
ICELAND	559	3 414	1 914	BAHRAIN	56	2 279	1 320
FAROE IS	14	179	100	QATAR	169	6 923	3 823
NORWAY	5 342	109 996	61 285	ARAB EMIRAT	1 081	38 528	22 102
SWEDEN	8 745	73 458	41 191	OMAN	1 313	19 108	10 834
FINLAND	5 683	104 651	58 547	NORTH YEMEN	23	1 009	549
SWITZERLAND	23 428	479 913	268 725	SOUTH YEMEN	1	60	33
AUSTRIA	55 977	405 156	226 569	AFGHANISTAN	25	648	358
ANDORRA	184	3 245	1 808	PAKISTAN	5 465	84 855	47 347
GIBRALTAR	6	96	55	INDIA	2 597	37 454	20 907
VATICAN CITY	100	97	52	BANGLADESH	405	3 937	2 178
MALTA	106	1 087	601	SRI LANKA	52	888	501
YUGOSLAVIA	2 592	50 340	28 044	NEPAL	1	171	95
TURKEY	9 304	148 628	83 677	BURMA	183	1 464	800
SOVIET UNION	274	8 917	5 008	THAILAND	2 518	108 193	60 972
POLAND	421	7 180	4 021	VIETNAM	22	165	93
CZECHOSLOVAKIA	1 016	9 975	5 642	INDONESIA	3 112	111 610	62 476
HUNGARY	11 170	37 098	20 852	MALAYSIA	1 510	36 729	20 451
ROMANIA	29	572	301	BRUNEI	16	351	194
BULGARIA	427	8 806	4 936	SINGAPORE	4 227	50 415	29 154
ALBANIA	16	346	192	PHILIPPINES	1 099	9 183	5 125
MOROCCO	2 537	22 406	12 405	CHINA	2 743	46 107	25 721
				NORTH KOREA	35	587	331
				SOUTH KOREA	1 114	24 370	13 805

6 IMPORTS AND EXPORTS (SPECIAL TRADE) BY GROUPS OF THE SITC-REV. II AND BY COUNTRIES OF PRODUCTION AND CONSUMPTION 1987

GROUP COUNTRY	DT = 100 KG	1 000 DM	1 000 \$	GROUP COUNTRY	DT = 100 KG	1 000 DM	1 000 \$
JAPAN	1 110	15 101	8 415	ZAIRE	42	83	46
TAIWAN	2 538	36 150	20 084	RWANDA	107	361	201
HONG KONG	987	8 900	4 965	BURUNDI	81	128	70
MACAO	2	173	96	ANGOLA	163	260	143
AUSTRALIA	2 402	78 595	43 603	ETHIOPIA	474	513	277
NEW ZEALAND	302	3 748	2 071	KENYA	67	348	192
SOLOMON IS	2	55	31	TANZANIA	119	537	303
NEW CALEDON	20	97	54	ZAMBIA	33	143	78
FIJI	12	78	42	ZIMBABWE	609	509	295
FR POLYNESIA	16	67	37	REP S AFRICA	6 015	20 405	11 417
771 ELECTRIC POWER MACHY NES				USA	28 527	124 435	69 509
IMPORTS	432 512	978 608	546 244	CANADA	4 313	10 798	6 040
FRANCE	86 562	82 852	46 199	MEXICO	492	2 093	1 155
BELGIUM LUX	28 725	63 587	35 363	GUATEMALA	171	185	103
NETHERLANDS	16 451	48 406	26 995	EL SALVADOR	117	135	76
ITALY	21 244	42 338	23 632	NICARAGUA	157	319	172
UNITED KINGDOM	29 953	54 702	30 551	COSTA RICA	275	336	187
IRELAND	653	8 957	5 023	PANAMA	872	1 234	699
DENMARK	2 755	9 029	5 047	DOMINIC REP	3 068	4 775	2 777
GREECE	201	267	149	JAMAICA	68	1 141	628
PORTUGAL	4 077	8 308	4 618	NETH ANTILL	174	203	116
SPAIN	2 948	15 817	8 998	COLOMBIA	329	2 294	1 328
CANARY IS	12	357	195	VENEZUELA	3 926	8 573	4 748
NORWAY	2 028	6 049	4 485	ECUADOR	1 593	2 594	1 411
SWEDEN	6 645	16 174	9 023	PERU	93	745	414
FINLAND	28 087	24 395	13 799	BRAZIL	9 697	26 545	14 840
SWITZERLAND	66 515	102 016	57 055	CHILE	5 514	8 295	4 570
AUSTRIA	33 027	124 487	69 551	PARAGUAY	483	2 121	1 153
MALTA	73	1 172	650	URUGUAY	119	203	111
YUGOSLAVIA	21 905	10 550	5 862	ARGENTINA	222	1 363	764
TURKEY	2 024	1 415	819	CYPRUS	95	247	131
SOVIET UNION	588	315	191	LEBANON	653	361	204
POLAND	1 735	1 103	613	SYRIA	496	749	414
CZECHOSLOVA	370	143	77	IRAQ	2 339	7 776	4 317
HUNGARY	4 296	3 311	1 834	IRAN	10 618	15 524	8 794
BULGARIA	251	911	501	ISRAEL	6 869	6 080	3 385
TUNISIA	2 021	11 295	6 304	JORDAN	221	1 812	1 006
NIGERIA	108	60	32	SAUDI ARABIA	24 771	27 723	15 355
REP S AFRICA	75	545	316	KUWAIT	3 310	4 983	2 755
USA	13 279	124 089	68 948	BAHRAIN	85	245	136
CANADA	1 661	2 677	1 503	QATAR	120	214	116
MEXICO	3	304	167	ARAB EMIRAT	1 574	2 959	1 667
BAHAMAS	53	318	173	OMAN	1 591	2 122	1 156
BRAZIL	463	716	418	NORTH YEMEN	84	139	77
ISRAEL	510	5 581	3 134	AFGHANISTAN	146	152	85
SAUDI ARABIA	1 595	3 078	1 703	PAKISTAN	1 257	3 378	1 933
KUWAIT	5	673	374	INDIA	5 257	14 388	8 015
INDIA	158	498	276	BANGLADESH	1 397	1 929	1 087
THAILAND	153	729	401	SRI LANKA	528	437	241
MALAYSIA	1 286	5 264	2 923	NEPAL	12	57	33
SINGAPORE	5 892	22 936	12 807	BURMA	81	235	130
PHILIPPINES	85	1 422	789	THAILAND	6 023	5 954	3 293
CHINA	1 184	1 342	771	LAOS	640	482	269
SOUTH KOREA	304	2 404	1 339	INDONESIA	17 728	20 855	11 788
JAPAN	22 310	95 504	53 359	MALAYSIA	2 486	4 960	2 738
TAIWAN	8 585	33 367	18 638	SINGAPORE	11 268	26 741	14 929
HONG KONG	11 545	36 681	20 390	PHILIPPINES	3 308	2 746	1 519
AUSTRALIA	6	136	71	CHINA	13 079	16 900	9 683
EXPORTS	749 585	1 744 066	973 120	SOUTH KOREA	540	4 265	2 412
FRANCE	69 075	227 413	126 188	JAPAN	765	6 456	3 644
BELGIUM LUX	51 937	86 102	48 122	TAIWAN	3 844	9 210	5 137
NETHERLANDS	79 384	135 120	75 357	HONG KONG	2 968	3 744	2 097
ITALY	29 310	127 702	71 215	AUSTRALIA	4 169	22 001	12 245
UNITED KINGDOM	70 067	137 666	76 832	NEW ZEALAND	44	319	180
IRELAND	4 286	14 511	8 051	NEW CALEDON	403	536	290
DENMARK	26 101	40 750	22 773	772 SWITCHGEAR ETC & PTS NES			
GREECE	2 359	4 912	2 739	IMPORTS	496 460	3 779 565	2 106 372
PORTUGAL	13 688	18 135	10 119	FRANCE	86 669	501 507	279 557
SPAIN	15 062	68 965	38 482	BELGIUM LUX	20 662	199 428	110 822
CANARY IS	24	119	63	NETHERLANDS	37 264	231 439	128 763
ICELAND	535	744	420	ITALY	40 836	211 426	118 368
NORWAY	12 015	21 318	11 918	UNITED KINGDOM	33 188	258 049	143 975
SWEDEN	36 227	65 416	36 506	IRELAND	6 406	64 272	35 870
FINLAND	13 025	27 602	15 421	DENMARK	4 597	38 522	21 460
SWITZERLAND	55 333	140 107	78 260	GREECE	12 032	19 597	10 947
AUSTRIA	46 883	112 472	62 767	PORTUGAL	12 625	84 576	47 187
ANDORRA	25	80	44	SPAIN	20 225	85 064	47 539
MALTA	371	415	231	NORWAY	3 741	16 735	9 328
YUGOSLAVIA	2 398	9 475	5 295	SWEDEN	10 518	39 351	22 005
TURKEY	3 949	15 876	8 877	FINLAND	2 579	9 473	5 270
SOVIET UNION	1 421	5 325	2 981	SWITZERLAND	45 568	598 442	333 368
POLAND	453	2 111	1 198	AUSTRIA	30 824	271 893	151 507
CZECHOSLOVA	1 533	7 729	4 294	ANDORRA	66	1 987	1 093
HUNGARY	2 683	7 450	4 170	MALTA	1 051	7 905	4 403
ROMANIA	6	125	70	YUGOSLAVIA	11 476	16 922	9 480
BULGARIA	183	2 175	1 224	TURKEY	526	1 774	990
MOROCCO	246	1 199	659	SOVIET UNION	3	172	93
ALGERIA	1 716	3 205	1 762	POLAND	4 549	5 076	2 804
TUNISIA	2 293	7 709	4 283	CZECHOSLOVA	160	449	253
LIBYA	1 915	3 805	2 151	HUNGARY	3 202	9 448	5 270
EGYPT	3 025	3 630	2 036	BULGARIA	224	975	538
SUDAN	187	693	391	MOROCCO	13	79	44
MALI	22	130	72	TUNISIA	7 263	39 520	22 070
GUINEA	164	228	138	REP S AFRICA	250	2 843	1 587
LIBERIA	46	127	68	USA	23 341	41 343	229 464
GHANA	48	157	94	CANADA	1 967	7 920	4 430
TOGO	250	328	179	MEXICO	572	3 311	1 845
NIGERIA	2 134	3 305	1 845	COSTA RICA	629	2 923	1 636
CAMEROON	122	359	197	BAHAMAS	36	301	177
				BRAZIL	3 575	17 459	9 777
				ISRAEL	273	3 159	1 765

6 IMPORTS AND EXPORTS (SPECIAL TRADE) BY GROUPS OF THE SITC-REV. II AND BY COUNTRIES OF PRODUCTION AND CONSUMPTION 1987

GROUP COUNTRY	DT = 100 KG	1 000 DM	1 000 \$	GROUP COUNTRY	DT = 100 KG	1 000 DM	1 000 \$
SAUDI ARABIA	974	30 146	16 232	PERU	731	4 375	2 440
KUWAIT	32	264	149	BRAZIL	6 087	50 158	27 969
INDIA	158	689	384	CHILE	1 440	9 475	5 322
THAILAND	1 903	13 921	7 780	BOLIVIA	15	161	89
INDONESIA	11	115	69	PARAGUAY	1 538	2 632	1 447
MALAYSIA	3 554	27 391	15 280	URUGUAY	469	2 065	1 158
SINGAPORE	8 320	81 753	45 588	ARGENTINA	4 283	34 425	19 187
CHINA	207	1 675	961	CYPRUS	364	1 583	899
SOUTH KOREA	3 972	10 368	5 745	LEBANON	429	1 854	1 025
JAPAN	31 726	373 999	208 129	SYRIA	2 002	6 426	3 557
TAIWAN	12 186	47 268	26 376	IRAQ	1 572	13 731	7 693
HONG KONG	7 357	26 704	14 846	IRAN	11 983	66 580	37 129
AUSTRALIA	67	1 203	655	ISRAEL	16 270	75 342	42 006
NEW ZEALAND	5	96	51	JORDAN	787	4 699	2 598
EXPORTS	1 412 025	8 965 179	4 999 810	SAUDI ARABIA	18 356	80 809	44 938
FRANCE	128 928	1 224 738	681 907	KUWAIT	5 239	36 112	20 092
BELGIUM LUX	98 681	456 351	254 508	BAHRAIN	188	1 194	657
NETHERLANDS	145 024	638 696	355 778	QATAR	171	953	527
ITALY	120 220	962 161	536 844	ARAB EMIRAT	5 092	27 499	15 268
UNITED KINGDOM	112 223	773 583	432 182	OMAN	1 055	5 182	2 867
IRELAND	11 093	58 427	32 670	NORTH YEMEN	269	754	414
DENMARK	34 406	180 552	100 548	SOUTH YEMEN	42	464	260
GREECE	12 618	46 627	25 993	AFGHANISTAN	218	1 059	617
PORTUGAL	15 775	82 353	45 850	PAKISTAN	2 473	18 113	10 057
SPAIN	58 241	269 466	150 149	INDIA	5 814	60 079	33 540
CANARY IS	423	4 562	2 519	BANGLADESH	593	2 669	1 465
CEUTA MEL	2	69	39	MALDIVES	40	110	59
ICELAND	2 681	8 030	4 490	SRI LANKA	630	2 466	1 356
FAROE IS	72	319	175	NEPAL	74	304	168
NORWAY	36 225	205 794	114 598	BURMA	105	862	478
SWEDEN	81 768	420 617	234 934	THAILAND	2 888	18 710	10 572
FINLAND	27 800	150 655	83 859	LAOS	97	209	115
SWITZERLAND	89 729	622 582	346 941	VIETNAM	8	89	51
AUSTRIA	106 654	608 745	339 335	INDONESIA	5 705	34 097	18 761
ANDORRA	19	518	288	MALAYSIA	2 918	20 591	11 473
MALTA	336	1 492	826	BRUNEI	287	667	369
YUGOSLAVIA	6 071	67 479	37 725	SINGAPORE	11 484	94 007	52 358
TURKEY	12 815	82 250	46 143	PHILIPPINES	987	4 971	2 779
SOVIET UNION	3 353	55 193	30 943	CHINA	8 435	72 901	40 771
POLAND	1 973	23 184	13 155	NORTH KOREA	401	1 840	1 025
CZECHOSLOVAKIA	1 533	20 528	11 480	SOUTH KOREA	4 584	42 576	23 619
HUNGARY	4 979	59 613	33 486	JAPAN	9 625	95 648	53 368
ROMANIA	405	2 401	1 368	TAIWAN	5 771	33 801	18 975
BULGARIA	1 330	16 797	9 457	HONG KONG	5 912	31 948	17 764
ALBANIA	14	311	169	MACAO	108	265	145
MOROCCO	303	1 955	1 090	AUSTRALIA	20 567	90 499	50 440
ALGERIA	2 214	8 952	4 988	PAPUA NEW G	16	75	41
TUNISIA	7 529	30 817	17 194	NEW ZEALAND	1 547	7 744	4 303
LIBYA	2 865	17 535	9 929	NEW CALEDON	30	99	60
EGYPT	10 432	44 403	23 101	773 ELECTR DISTRIBUTING MACH			
SUDAN	266	1 892	1 092	IMPORTS	1 345 237	1 465 812	818 493
MAURITANIA	18	107	58	FRANCE	143 911	107 158	59 823
MALI	25	5 362	2 957	BELGIUM LUX	188 583	105 615	58 857
SENEGAL	25	125	74	NETHERLANDS	50 117	53 173	29 579
GAMBIA	12	124	70	ITALY	148 822	103 187	57 623
GUIN BISSAU	13	126	69	UNITED KINGDOM	24 154	82 522	46 249
GUINEA	289	763	421	IRELAND	27 048	80 915	45 162
SIERRA LEONE	5	61	34	DENMARK	3 088	4 647	2 585
LIBERIA	127	672	367	GREECE	10 594	3 929	2 182
IVORY COAST	141	859	476	PORTUGAL	42 317	154 939	86 393
GHANA	342	2 492	1 457	SPAIN	27 021	71 494	39 906
TOGO	65	184	98	NORWAY	3 195	5 739	3 199
BENIN	13	137	76	SWEDEN	47 588	23 833	13 303
NIGERIA	2 957	18 435	10 482	FINLAND	11 997	5 812	3 204
CAMEROON	25	500	272	SWITZERLAND	49 403	99 288	55 723
CONGO	51	173	94	AUSTRIA	152 592	220 460	123 031
ZAIRE	259	1 243	698	YUGOSLAVIA	269 487	86 087	48 008
RWANDA	581	1 425	795	TURKEY	17 187	5 295	3 083
BURUNDI	399	1 519	830	POLAND	3 670	1 013	586
ANGOLA	72	559	308	CZECHOSLOVAKIA	39 674	8 258	4 678
ETHIOPIA	334	1 562	873	HUNGARY	3 528	6 136	3 419
KENYA	126	1 263	703	ROMANIA	5 821	1 325	735
UGANDA	59	398	223	TUNISIA	13 620	32 326	18 101
TANZANIA	670	2 267	1 243	MADAGASCAR	6	143	79
MOZAMBIQUE	23	293	160	REP S AFRICA	296	800	443
MADAGASCAR	24	223	125	USA	32 291	125 038	69 717
MAURITIUS	13	80	41	CANADA	1 157	1 725	965
ZAMBIA	236	1 524	851	MEXICO	6	53	30
ZIMBABWE	202	1 201	658	BRAZIL	896	2 838	1 654
MALAWI	244	1 027	552	ISRAEL	917	1 972	1 097
REP S AFRICA	12 893	83 571	46 639	SAUDI ARABIA	49	111	62
BOTSWANA	40	146	83	INDIA	45	262	153
USA	63 248	489 464	273 315	THAILAND	79	267	148
CANADA	9 930	66 225	36 693	MALAYSIA	40	444	241
MEXICO	2 819	20 456	11 445	SINGAPORE	951	7 085	3 932
GUATEMALA	187	1 524	850	SOUTH KOREA	998	870	494
HONDURAS	19	132	73	JAPAN	8 290	36 949	20 608
EL SALVADOR	324	1 828	1 022	TAIWAN	15 151	22 793	12 727
NICARAGUA	139	1 189	657	HONG KONG	436	845	472
COSTA RICA	247	2 554	1 414	AUSTRALIA	122	272	149
PANAMA	40	418	226	EXPORTS	1 731 886	1 966 852	1 096 935
CUBA	24	392	230	FRANCE	158 152	176 973	98 794
HAITI	91	697	391	BELGIUM LUX	169 232	237 269	132 396
DOMINIC REP	10	121	70	NETHERLANDS	254 719	225 079	125 438
GUADELOUPE	10	68	37	ITALY	57 724	91 318	50 861
JAMAICA	13	228	128	UNITED KINGDOM	83 551	168 642	93 853
TRINIDAD TOB	4	128	70	IRELAND	32 203	35 684	19 858
NETH ANTILL	185	871	490	DENMARK	91 204	78 116	43 503
COLOMBIA	1 107	8 395	4 671	GREECE	3 161	4 385	2 433
VENEZUELA	3 902	28 505	15 959				
GUYANA	32	54	33				
ECUADOR	591	3 406	1 899				

6 IMPORTS AND EXPORTS (SPECIAL TRADE) BY GROUPS OF THE SITC-REV. II AND BY COUNTRIES OF PRODUCTION AND CONSUMPTION 1987

GROUP COUNTRY	DT * 100 KG	1 000 DM	1 000 \$	GROUP COUNTRY	DT * 100 KG	1 000 DM	1 000 \$
PORTUGAL	26 265	29 105	16 236	774 ELECTRO-MEDCL. XRAY EQUIP			
SPAIN	15 080	31 941	17 832				
CANARY IS	236	299	162	IMPORTS	55 017	870 283	486 263
ICELAND	3 275	2 072	1 156				
NORWAY	71 323	49 408	27 409	FRANCE	3 774	47 952	26 753
SWEDEN	83 008	96 475	53 832	BELGIUM LUX	1 177	14 591	8 079
FINLAND	16 448	23 416	13 061	NETHERLANDS	15 413	217 006	121 673
SWITZERLAND	95 847	117 867	65 724	ITALY	6 459	47 536	26 639
AUSTRIA	149 712	159 116	88 685	UNITD KINGDOM	2 194	47 996	26 903
MALTA	1 940	2 465	1 448	IRELAND	7	364	221
YUGOSLAVIA	7 785	11 155	6 215	DENMARK	1 464	18 504	10 314
TURKEY	7 058	10 600	6 052	GREECE	2	58	32
SOVIET UNION	20 515	10 996	6 056	PORTUGAL	15	65	36
POLAND	14 953	10 748	6 006	SPAIN	305	1 282	712
CZECHOSLOVA	18 251	8 985	5 325	NORWAY	87	6 278	3 556
HUNGARY	13 218	12 874	7 213	SWEDEN	4 014	76 253	42 611
ROMANIA	984	2 233	1 240	FINLAND	1 826	14 475	8 133
BULGARIA	3 252	3 581	1 992	SWITZERLAND	1 966	43 098	24 055
MOROCCO	1 751	1 300	743	AUSTRIA	1 104	32 835	18 410
ALGERIA	7 051	4 063	2 240	YUGOSLAVIA	256	1 135	638
TUNISIA	7 132	7 389	4 116	SOVIET UNION	11	138	75
LIBYA	13 147	9 116	5 072	POLAND	2	48	31
EGYPT	25 997	22 911	12 793	CZECHOSLOVA	16	335	184
SUDAN	480	581	323	HUNGARY	256	1 188	675
MAURITANIA	51	97	59	ROMANIA	3	107	58
CHAD	121	58	32	BULGARIA	102	625	346
GAMBIA	135	111	61	EGYPT	2	59	35
GUINEA	241	452	248	NIGERIA		93	51
LIBERIA	454	381	211	REP S AFRICA	39	641	359
IVORY COAST	33	115	61	USA	6 788	169 000	94 153
GHANA	386	237	129	CANADA	99	560	322
TOGO	198	102	58	MEXICO	14	153	85
BENIN	41	86	48	BRAZIL	11	190	110
NIGERIA	6 531	4 198	2 385	ISRAEL	553	10 413	5 772
ZAIRE	949	686	390	SAUDI ARABIA	18	259	143
RWANDA	288	137	78	KUWAIT	12	104	60
BURUNDI	186	176	96	INDIA	6	74	39
ANGOLA	105	119	64	THAILAND	3	110	64
ETHIOPIA	1 266	545	305	SINGAPORE	18	97	51
KENYA	17	66	32	SOUTH KOREA	11	258	143
UGANDA	57	56	31	JAPAN	3 831	115 097	64 029
TANZANIA	539	304	173	TAIWAN	3	79	44
MOZAMBIQUE	320	279	162	HONG KONG	77	254	138
MADAGASCAR	269	142	79	AUSTRALIA	50	524	296
ZAMBIA	5 847	3 186	1 702	EXPORTS	120 008	2 389 425	1 336 265
ZIMBABWE	1 603	847	478				
REP S AFRICA	8 569	14 046	7 823	FRANCE	8 243	157 682	87 935
BOTSWANA	217	156	86	BELGIUM LUX	3 358	82 574	46 159
USA	19 326	46 731	26 076	NETHERLANDS	9 438	151 382	84 760
CANADA	3 514	5 915	3 310	ITALY	6 034	126 723	70 778
MEXICO	705	1 541	873	UNITD KINGDOM	6 010	111 587	62 470
GUATEMALA	376	226	128	IRELAND	595	12 956	7 272
EL SALVADOR	249	219	118	DENMARK	939	23 203	13 045
NICARAGUA	105	114	62	GREECE	608	12 744	7 074
COSTA RICA	428	327	182	PORTUGAL	682	16 259	9 000
TRINIDAD TOB	361	130	78	SPAIN	2 695	46 581	26 044
NETH ANTILL	1 942	983	562	CANARY IS	4	122	70
COLOMBIA	62	179	96	ICELAND	50	915	508
VENEZUELA	555	2 958	1 657	NORWAY	802	16 791	9 313
EQUADOR	269	287	160	SWEDEN	3 068	51 942	28 923
PERU	271	345	199	FINLAND	1 447	21 004	11 785
BRAZIL	1 802	4 538	2 521	SWITZERLAND	3 841	67 396	37 580
CHILE	701	777	426	AUSTRIA	2 536	60 876	34 036
PARAGUAY	986	1 762	979	MALTA	4	273	150
URUGUAY	11	70	39	YUGOSLAVIA	1 625	47 446	26 406
ARGENTINA	1 422	2 559	1 442	TURKEY	1 852	21 345	11 734
CYPRUS	103	170	91	SOVIET UNION	1 250	35 466	20 093
LEBANON	57	75	41	POLAND	930	35 224	19 597
SYRIA	2 431	2 226	1 210	CZECHOSLOVA	769	31 274	18 016
IRAQ	5 817	4 032	2 253	HUNGARY	257	12 838	7 390
IRAN	45 341	27 326	15 147	ROMANIA	76	2 668	1 536
ISRAEL	14 813	10 977	6 145	BULGARIA	659	18 051	10 119
JORDAN	1 845	996	600	MOROCCO	317	5 828	3 191
SAUDI ARABIA	20 359	14 790	8 208	ALGERIA	118	4 168	2 327
KUWAIT	14 461	21 783	12 031	TUNISIA	236	5 258	2 878
BAHRAIN	280	286	159	LIBYA	219	5 562	3 181
QATAR	157	177	98	EGYPT	600	14 786	8 357
ARAB EMIRAT	6 388	6 131	3 417	SUDAN	5	164	92
OMAN	7 368	5 666	3 151	GUINEA	23	447	274
NORTH YEMEN	799	885	468	LIBERIA	5	63	34
SOUTH YEMEN	979	430	237	IVORY COAST	56	930	544
AFGHANISTAN	3 519	1 829	1 039	TOGO	8	255	142
PAKISTAN	1 288	1 935	1 124	NIGERIA	174	3 637	2 068
INDIA	37 572	32 649	18 497	CAMEROON	1	70	39
BANGLADESH	1 047	958	524	ZAIRE	40	5 798	3 133
SRI LANKA	2 260	832	457	ANGOLA	39	735	426
BURMA	1 705	1 498	899	ETHIOPIA	44	481	264
THAILAND	1 177	15 978	8 788	DJIBOUTI	13	194	105
INDONESIA	3 040	5 058	2 777	KENYA	186	2 113	1 217
MALAYSIA	11 690	17 535	9 649	UGANDA	46	502	276
BRUNEI	719	369	199	TANZANIA	6	118	70
SINGAPORE	7 279	10 252	5 706	MADAGASCAR	1	107	59
PHILIPPINES	131	1 021	573	MAURITIUS	30	150	87
CHINA	7 339	11 145	6 300	ZIMBABWE	15	305	170
NORTH KOREA	89	86	48	REP S AFRICA	1 905	42 657	23 770
SOUTH KOREA	1 520	4 688	2 627	USA	36 108	633 129	354 130
JAPAN	996	4 557	2 557	CANADA	3 158	70 354	39 157
TAIWAN	1 410	3 099	1 741	MEXICO	461	14 698	8 137
HONG KONG	5 318	4 895	2 725	GUATEMALA	9	330	180
AUSTRALIA	4 503	8 346	4 668	EL SALVADOR	4	90	49
NEW ZEALAND	1 271	1 029	567	NICARAGUA	18	301	163
FIJI	102	143	80	COSTA RICA	86	2 686	1 503
				PANAMA	18	173	97

6 IMPORTS AND EXPORTS (SPECIAL TRADE) BY GROUPS OF THE SITC-REV. II AND BY COUNTRIES OF PRODUCTION AND CONSUMPTION 1987

GROUP COUNTRY	DT * 100 KG	1 000 DM	1 000 \$	GROUP COUNTRY	DT * 100 KG	1 000 DM	1 000 \$
CUBA	410	5 897	5 475	PORTUGAL	39 466	46 250	25 815
DOMINIC REP	27	215	120	SPAIN	133 087	140 350	78 416
TRINIDAD TOB	3	74	40	CANARY IS	2 436	5 324	3 008
NETH ANTILL	15	102	60	CEUTA MEL	47	154	84
COLOMBIA	469	10 419	5 912	ICELAND	6 928	5 902	5 616
VENEZUELA	495	12 330	7 089	FAROE IS	369	764	429
ECUADOR	231	3 600	1 984	NORWAY	103 963	142 887	79 717
PERU	70	1 206	663	SWEDEN	132 139	190 429	106 534
BRAZIL	845	26 458	14 772	FINLAND	73 989	102 880	57 458
CHILE	89	2 819	1 585	SWITZERLAND	250 566	386 723	215 565
BOLIVIA	20	171	92	AUSTRIA	324 187	415 943	232 052
PARAGUAY	7	858	486	ANDORRA	451	1 703	947
URUGUAY	12	956	541	GIBRALTAR	44	164	81
ARGENTINA	1 122	20 644	11 654	MALTA	2 480	3 049	1 710
CYPRUS	73	2 210	1 295	YUGOSLAVIA	17 325	31 171	17 347
LEBANON	25	837	475	TURKEY	35 487	58 099	32 532
SYRIA	147	4 169	2 287	SOVIET UNION	767	2 069	1 153
IRAQ	20	758	422	POLAND	3 112	3 502	1 958
IRAN	268	8 250	4 491	CZECHOSLOVA	705	2 483	1 389
ISRAEL	410	8 655	4 806	HUNGARY	1 676	4 196	2 365
JORDAN	256	6 930	3 843	ROMANIA	239	815	469
SAUDI ARABIA	717	20 737	11 574	BULGARIA	733	1 527	862
KUWAIT	931	12 591	6 905	MOROCCO	105	245	134
BAHRAIN	28	2 711	1 503	ALGERIA	32	150	80
QATAR	139	2 609	1 435	TUNISIA	265	688	380
ARAB EMIRAT	463	8 688	4 811	LIBYA	363	596	337
OMAN	319	10 511	5 876	EGYPT	4 273	5 066	2 861
NORTH YEMEN	119	1 261	696	SIERRA LEONE	8	170	92
SOUTH YEMEN	13	259	154	IVORY COAST	54	138	75
AFGHANISTAN	46	660	364	GHANA	76	140	80
PAKISTAN	676	10 848	6 103	TOGO	14	55	31
INDIA	906	24 179	13 703	NIGERIA	299	414	237
BANGLADESH	38	490	275	CAMEROON	137	359	195
MALDIVES	30	332	186	ZAIRE	24	74	42
SRI LANKA	68	738	406	RWANDA	50	105	59
NEPAL	34	1 354	753	ETHIOPIA	54	130	70
THAILAND	60	1 012	568	KENYA	110	321	170
INDONESIA	191	6 174	3 445	TANZANIA	104	166	90
MALAYSIA	118	1 917	1 059	REUNION	207	400	222
SINGAPORE	114	2 632	1 465	MAURITIUS	34	96	53
PHILIPPINES	131	1 096	616	ZIMBABWE	498	500	275
CHINA	1 393	43 179	23 982	REP S AFRICA	25 072	30 253	16 933
NORTH KOREA	30	630	383	USA	94 679	153 243	85 617
SOUTH KOREA	347	8 567	4 781	CANADA	13 429	28 185	15 587
JAPAN	4 143	79 370	44 909	MEXICO	353	650	372
TAIWAN	837	17 476	9 655	COSTA RICA	71	267	146
HONG KONG	260	5 460	3 024	BAHAMAS	16	59	32
AUSTRALIA	895	17 567	9 797	GUADELOUPE	212	300	159
NEW ZEALAND	107	2 245	1 252	MARTINIQUE	26	87	46
NEW CALEDON	4	110	68	COLOMBIA	74	94	55
FR POLYNESIA	18	514	282	VENEZUELA	25	109	62
				FRENCH GUIAN	48	113	64
				ECUADOR	30	72	41
				PERU	1 133	1 887	1 068
				BRAZIL	72	681	381
				CHILE	1 738	3 038	1 696
				BOLIVIA	272	368	206
				PARAGUAY	195	377	215
				URUGUAY	277	401	219
				ARGENTINA	317	1 133	632
				CYPRUS	6 027	8 438	4 737
				LEBANON	1 173	1 437	801
				SYRIA	730	1 478	835
				IRAQ	800	2 344	1 355
				IRAN	1 886	3 827	2 131
				ISRAEL	31 324	35 446	19 791
				JORDAN	419	743	407
				SAUDI ARABIA	9 969	16 187	9 043
				KUWAIT	3 317	5 285	2 960
				BAHRAIN	641	1 165	641
				QATAR	530	1 104	615
				ARAB EMIRAT	4 927	9 777	5 435
				OMAN	1 022	1 794	998
				NORTH YEMEN	30	101	56
				AFGHANISTAN	269	218	125
				PAKISTAN	541	1 329	721
				INDIA	171	1 124	633
				SRI LANKA	152	282	155
				THAILAND	1 922	3 183	1 773
				INDONESIA	748	1 547	877
				MALAYSIA	806	845	472
				SINGAPORE	3 350	7 405	4 147
				PHILIPPINES	488	512	291
				CHINA	1 028	1 762	984
				SOUTH KOREA	702	1 652	926
				JAPAN	19 422	79 937	44 865
				TAIWAN	1 357	3 005	1 686
				HONG KONG	8 357	18 866	10 516
				AUSTRALIA	15 770	31 450	17 585
				NEW ZEALAND	2 214	5 513	3 112
				NEW CALEDON	186	299	162
				FR POLYNESIA	181	312	165
775 HOUSEHOLD TYPE EQUIP NES				776 TRANSISTORS, VALVES, ETC			
IMPORTS	2 322 011	2 581 979	1 443 000	IMPORTS	475 294	5 321 155	2 966 457
FRANCE	235 331	308 700	172 944	FRANCE	40 258	538 385	299 397
BELGIUM LUX	17 191	30 445	16 993	BELGIUM LUX	15 099	95 440	53 172
NETHERLANDS	41 474	100 085	55 967	NETHERLANDS	46 567	258 176	143 699
ITALY	962 925	746 476	417 336	ITALY	169 023	456 921	255 851
UNTD KINGDOM	88 023	112 488	62 932	UNTD KINGDOM	63 894	670 833	373 461
IRELAND	42 299	101 768	56 884	IRELAND	1 599	121 400	67 861
DENMARK	33 585	28 285	15 714	DENMARK	298	7 445	4 136
GREECE	5 147	4 293	2 391				
PORTUGAL	644	877	493				
SPAIN	65 675	76 408	42 724				
NORWAY	2 006	3 093	1 734				
SWEDEN	53 960	95 442	53 295				
FINLAND	4 969	5 266	2 941				
SWITZERLAND	34 563	85 825	50 284				
AUSTRIA	176 388	192 740	107 455				
MALTA	184	1 084	612				
YUGOSLAVIA	185 322	94 480	52 631				
TURKEY	903	857	501				
SOVIET UNION	22 840	8 303	4 587				
POLAND	12 183	8 585	4 841				
CZECHOSLOVA	6 511	3 940	2 188				
HUNGARY	25 279	20 506	11 444				
ROMANIA	4 476	1 479	823				
BULGARIA	4 105	1 08	62				
USA	8 698	28 278	16 045				
CANADA	43	556	311				
BRAZIL	601	1 752	975				
ARGENTINA	2	62	38				
ISRAEL	19	164	90				
INDIA	5	120	62				
MALAYSIA	83	280	154				
SINGAPORE	23 199	34 839	19 495				
CHINA	831	1 592	862				
SOUTH KOREA	72 116	70 433	39 172				
JAPAN	136 717	289 566	162 849				
TAIWAN	4 887	8 902	4 927				
HONG KONG	49 764	107 734	60 133				
EXPORTS	3 656 622	4 928 499	2 751 848				
FRANCE	711 466	896 882	501 061				
BELGIUM LUX	285 937	343 534	192 195				
NETHERLANDS	454 165	558 664	311 834				
ITALY	254 790	352 714	196 603				
UNTD KINGDOM	315 507	437 132	243 533				
IRELAND	34 195	50 537	28 194				
DENMARK	139 820	174 141	97 548				
GREECE	65 248	84 000	46 774				

6 'IMPORTS AND EXPORTS (SPECIAL TRADE) BY GROUPS OF THE SITC-REV. II AND BY COUNTRIES OF PRODUCTION AND CONSUMPTION 1987

GROUP COUNTRY	DT * 100 KG	1 000 DM	1 000 \$	GROUP COUNTRY	DT * 100 KG	1 000 DM	1 000 \$
PORTUGAL	2 954	70 199	39 206	BAHRAIN		146	81
SPAIN	856	9 145	5 104	QATAR		70	35
NORWAY	31	3 167	1 818	ARAB EMIRAT	1	424	236
SWEDEN	143	9 406	5 243	OMAN		741	412
FINLAND	39	2 645	1 501	AFGHANISTAN	1	116	63
SWITZERLAND	1 812	79 340	44 126	PAKISTAN	178	1 248	696
AUSTRIA	9 866	362 155	201 714	INDIA	559	16 742	9 342
MALTA	750	25 534	14 262	SRI LANKA	2	296	164
YUGOSLAVIA	584	4 286	2 406	NEPAL		125	69
TURKEY	24	225	127	THAILAND	173	51 136	28 430
SOVIET UNION	91	218	121	INDONESIA	11	571	307
POLAND	1 348	1 031	592	MALAYSIA	1 302	72 908	40 741
HUNGARY	274	1 283	730	SINGAPORE	3 404	189 522	105 321
MOROCCO	388	15 256	8 575	PHILIPPINES	1 939	91 414	50 848
REP S AFRICA	4	235	130	CHINA	996	6 947	3 873
USA	7 071	656 893	366 631	NORTH KOREA		78	46
CANADA	94	9 290	5 177	SOUTH KOREA	2 042	28 401	15 821
MEXICO	33	4 544	2 532	JAPAN	1 022	51 069	28 657
HAITI	7	337	191	TAIWAN	8 630	140 276	78 178
BRAZIL	231	8 077	4 489	HONG KONG	3 179	76 947	42 920
ARGENTINA	12	731	421	AUSTRALIA	3 081	11 117	6 161
ISRAEL	25	1 398	793	NEW ZEALAND	3	973	535
INDIA	28	480	266				
THAILAND	796	64 244	35 655	778 ELECTRICAL MACHINERY NES			
INDONESIA	26	2 007	1 107				
IMAPORTS	2 397	161 527	89 571		2 800 095	4 705 320	2 626 469
SINGAPORE	2 296	165 982	92 529	FRANCE	393 742	518 155	289 573
PHILIPPINES	6 881	158 126	88 000	BELGIUM LUX	224 456	353 212	196 655
CHINA	86	345	193	NETHERLANDS	896 505	424 112	236 424
SOUTH KOREA	8 760	109 218	60 610	ITALY	212 929	347 538	193 878
JAPAN	76 804	933 618	521 723	UNITD KINGDOM	111 365	311 165	174 052
TAIWAN	12 203	222 533	123 786	IRELAND	2 871	19 930	11 185
HONG KONG	1 578	88 620	49 286	DENMARK	19 102	33 350	18 690
AUSTRALIA	3	105	62	GREECE	16 034	12 557	7 176
EXPORTS	544 688	4 141 641	2 315 687	PORTUGAL	31 710	39 662	22 159
FRANCE	135 965	513 300	286 099	SPAIN	150 502	262 466	146 578
BELGIUM LUX	84 729	198 462	111 311	NORWAY	16 740	23 038	12 829
NETHERLANDS	36 093	179 421	100 019	SWEDEN	23 549	58 763	32 811
ITALY	48 644	514 816	287 666	FINLAND	1 777	10 587	5 885
UNITD KINGDOM	24 027	444 078	249 048	SWITZERLAND	90 821	409 349	229 177
IRELAND	1 026	25 245	14 147	AUSTRIA	160 909	232 460	129 467
DENMARK	1 799	55 470	30 885	YUGOSLAVIA	66 249	58 391	32 544
GREECE	8 719	19 239	10 703	TURKEY	94	251	140
PORTUGAL	4 500	67 639	37 657	SOVIET UNION	10 347	3 586	1 987
SPAIN	52 317	133 758	74 923	POLAND	10 956	4 116	2 301
CANARY IS	851	1 279	713	CZECHOSLOVA	2 681	3 386	1 896
ICELAND	12	187	98	HUNGARY	19 696	26 522	14 749
NORWAY	308	17 105	9 565	ROMANIA	3 848	2 405	1 352
SWEDEN	20 285	77 651	43 443	BULGARIA	576	926	514
FINLAND	21 084	70 921	39 594	EGYPT	3	153	85
SWITZERLAND	3 355	147 722	82 308	NIGERIA	3	54	31
AUSTRIA	27 143	395 788	222 980	GABON		180	98
ANDORRA	27	664	369	REP S AFRICA	1 277	2 342	1 332
MALTA	20	3 748	2 075	USA	74 994	530 428	295 579
YUGOSLAVIA	1 188	29 460	16 523	CANADA	20 369	21 297	11 823
TURKEY	13 449	38 697	21 687	MEXICO	459	864	475
SOVIET UNION	1 714	9 349	5 228	EL SALVADOR	9	397	219
POLAND	44	5 700	3 162	BARBADOS		143	80
CZECHOSLOVA	1 264	7 989	4 477	NETH ANTILL	20	78	43
HUNGARY	1 015	31 199	17 451	BRAZIL	8 583	15 562	8 717
ROMANIA	15	648	373	CYPRUS	140	169	93
BULGARIA	2 248	11 422	6 461	ISRAEL	945	13 177	7 530
ALBANIA	1	68	37	SAUDI ARABIA	15	225	131
MOROCCO	222	781	427	ARAB EMIRAT		55	32
ALGERIA	7 131	10 813	5 986	OMAN	55	174	98
TUNISIA	1 276	5 173	2 877	INDIA	122	626	350
LIBYA	11	710	390	THAILAND	705	642	362
EGYPT	47	1 219	683	INDONESIA	28	65	34
SUDAN	2	78	43	MALAYSIA	826	11 354	6 293
GHANA	5	52	30	SINGAPORE	7 672	49 943	27 903
NIGERIA	8	565	310	PHILIPPINES	236	804	444
CONGO	26	111	62	CHINA	1 758	3 018	1 674
ZAIRE	7	230	130	SOUTH KOREA	43 140	91 704	51 238
RWANDA		53	30	JAPAN	113 258	648 472	362 182
ANGOLA		76	41	TAIWAN	43 469	116 429	64 850
KENYA	11	132	76	HONG KONG	10 862	32 429	18 022
TANZANIA	14	164	96	AUSTRALIA	3 478	7 440	4 085
ZIMBABWE		153	85	NEW ZEALAND	115	653	365
REP S AFRICA	3 537	34 171	18 974	EXPORTS	3 843 348	8 100 967	4 522 894
USA	4 702	251 259	141 101	FRANCE	464 257	1 001 915	559 804
CANADA	70	11 628	6 491	BELGIUM LUX	302 317	513 277	286 339
MEXICO	59	3 625	2 040	NETHERLANDS	211 255	564 089	315 308
NICARAGUA		67	36	ITALY	331 939	748 300	417 833
PANAMA	1	193	107	UNITD KINGDOM	288 113	627 447	350 136
CUBA		497	277	IRELAND	3 435	13 662	7 639
COLOMBIA	1	1 336	736	DENMARK	71 760	186 596	104 177
VENEZUELA	10	1 312	741	GREECE	45 518	53 146	29 788
ECUADOR		98	57	PORTUGAL	23 229	53 539	29 987
PERU	7	292	156	SPAIN	219 288	377 414	210 421
BRAZIL	289	27 810	15 765	CANARY IS	4 933	6 857	3 838
CHILE		284	155	CEUTA MEL	78	253	138
URUGUAY	209	275	152	ICELAND	10 381	9 414	5 280
ARGENTINA	1 769	17 691	9 808	FAROE IS	2	67	37
CYPRUS	236	432	240	NORWAY	110 883	134 926	75 099
LEBANON	3	115	62	SWEDEN	246 237	464 599	259 612
SYRIA	5	712	411	FINLAND	44 463	135 903	75 862
IRAQ	16	864	471	SWITZERLAND	128 527	491 133	274 011
IRAN	2 642	7 581	4 163	AUSTRIA	124 091	375 715	209 720
ISRAEL	3 708	14 458	8 068	ANDORRA	126	394	217
JORDAN	1	231	126	GIBRALTAR	74	81	48
SAUDI ARABIA	253	2 878	1 663	MALTA	1 256	2 036	1 153
KUWAIT		412	229				

6 IMPORTS AND EXPORTS (SPECIAL TRADE) BY GROUPS OF THE SITC-REV. II AND BY COUNTRIES OF PRODUCTION AND CONSUMPTION 1987

GROUP COUNTRY	DT = 100 KG	1 000 DM	1 000 \$	GROUP COUNTRY	DT = 100 KG	1 000 DM	1 000 \$
YUGOSLAVIA	74 103	95 039	53 234	THAILAND	6 556	10 467	5 872
TURKEY	62 663	66 176	36 810	VIETNAM	365	643	354
SOVIET UNION	131 947	95 004	53 114	INDONESIA	6 665	14 361	7 913
POLAND	25 725	32 341	18 070	MALAYSIA	6 283	19 223	10 754
CZECHOSLOVAKIA	36 820	50 403	28 510	BRUNEI	3	83	49
HUNGARY	23 798	56 599	31 726	SINGAPORE	8 474	43 760	24 435
ROMANIA	895	1 689	946	PHILIPPINES	11 034	6 709	3 743
BULGARIA	24 738	27 726	15 420	MONGOLIA	4	89	50
ALBANIA	1 860	742	409	CHINA	23 452	27 979	15 655
MOROCCO	1 092	3 961	2 203	NORTH KOREA	246	1 256	684
ALGERIA	5 536	26 215	14 603	SOUTH KOREA	25 011	65 955	36 736
TUNISIA	2 549	5 359	2 973	JAPAN	69 477	139 122	77 443
LIBYA	9 507	10 485	6 093	TAIWAN	12 525	25 956	14 481
EGYPT	11 868	29 231	16 509	HONG KONG	16 795	43 068	24 177
SUDAN	260	410	226	MACAO	27	291	162
MAURITANIA	1 403	736	406	AUSTRALIA	69 916	110 467	61 523
MALI	396	339	187	PAPUA NEW G	15	69	40
BURKINA FASO	128	172	86	NEW ZEALAND	13 569	11 191	6 254
NIGER	7	60	33	NEW CALEDON	89	406	221
CHAD	73	81	44	KIRIBATI	57	114	64
CAPE VERDE	203	148	81	FR POLYNESIA	2 929	2 436	1 383
SENEGAL	279	460	252				
GAMBIA	333	275	153	781 PASS MOTOR VEH EXC BUSES			
GUINEA	1 413	1 274	694	IMPORTS	12 859 782	17 678 353	9 857 303
SIERRA LEONE	543	211	111	FRANCE	1 834 459	2 524 025	1 406 956
LIBERIA	95	332	179	BELGIUM LUX	3 603 492	5 874 030	3 277 018
IVORY COAST	815	1 577	866	NETHERLANDS	102 155	138 514	78 362
GHANA	2 430	1 644	924	ITALY	1 068 715	1 258 422	702 554
TOGO	521	1 144	674	UNITED KINGDOM	174 772	315 161	176 014
BENIN	20	173	95	DENMARK	13 873	21 833	12 159
NIGERIA	6 014	7 958	4 453	GREECE	997	1 671	926
CAMEROON	1 848	2 004	1 117	PORTUGAL	642	1 766	992
CENT AFR REP	22	206	111	SPAIN	753 818	928 731	520 082
EQUAT GUINEA	63	150	86	NORWAY	745	702	392
GABON	689	793	439	SWEDEN	149 815	305 293	171 818
CONGO	135	177	100	FINLAND	11 575	24 412	13 957
ZAIRE	2 799	2 787	1 565	SWITZERLAND	7 662	10 241	5 696
RWANDA	131	255	142	AUSTRIA	76 054	135 621	75 526
BURUNDI	308	319	175	VATICAN CITY	35	300	166
ANGOLA	275	627	351	YUGOSLAVIA	56 107	86 516	47 941
ETHIOPIA	878	1 943	1 079	TURKEY	185	1 074	596
DJIBOUTI	133	322	173	SOVIET UNION	121 290	60 520	34 052
KENYA	1 897	4 821	2 640	POLAND	21 925	12 300	6 850
UGANDA	387	436	244	CZECHOSLOVAKIA	23 728	10 828	6 025
TANZANIA	922	1 272	720	HUNGARY	235	175	99
MOZAMBIQUE	619	1 123	630	BULGARIA	327	101	58
MADAGASCAR	40	242	137	MOROCCO	42	63	36
REUNION	628	909	514	ALGERIA	134	374	207
MAURITIUS	48	512	283	LIBYA	155	155	86
ZAMBIA	610	1 014	554	EGYPT	63	102	56
ZIMBABWE	450	5 101	2 932	SUDAN	103	350	192
MALAWI	4	52	30	SIERRA LEONE	52	60	32
REP S AFRICA	16 699	63 952	35 800	NIGERIA	165	198	111
USA	273 619	836 134	465 942	GABON	184	2 667	1 608
CANADA	23 739	65 225	36 369	ZAIRE	13	140	75
MEXICO	2 684	11 927	6 651	KENYA	58	121	67
GUATEMALA	194	850	471	UGANDA	60	300	162
HONDURAS	24	133	73	REP S AFRICA	285	273	152
EL SALVADOR	232	415	233	USA	100 417	127 470	71 406
NICARAGUA	52	158	90	CANADA	7 296	12 636	7 076
COSTA RICA	402	1 381	767	MEXICO	161	140	77
PANAMA	258	668	365	COSTA RICA	13	58	32
CUBA	15	457	250	CAYMAN IS	18	103	57
HAITI	43	66	36	VENEZUELA	112	113	61
DOMINIC REP	1 698	713	399	ECUADOR	25	61	34
GADELOUPE	281	597	329	BRAZIL	5 173	5 010	2 776
MARTINIQUE	417	462	260	URUGUAY	144	105	57
JAMAICA	76	244	125	LEBANON	172	320	177
TRINIDAD TOB	1 026	388	229	SYRIA	170	557	308
NETH ANTILL	39	170	94	IRAQ	317	134	76
COLOMBIA	2 100	8 891	4 946	IRAN	110	110	62
VENEZUELA	28 805	18 950	10 882	ISRAEL	77	81	45
SURINAME	94	167	92	JORDAN	55	140	77
FRENCH GUIAN	13	60	31	SAUDI ARABIA	344	1 014	552
ECUADOR	1 550	7 520	4 114	KUWAIT	208	341	187
PERU	1 611	5 522	3 132	QATAR	74	128	70
BRAZIL	8 481	24 148	13 562	ARAB EMIRAT	235	616	347
CHILE	3 924	6 637	3 707	OMAN	56	73	42
BOLIVIA	47	230	129	INDIA	82	152	88
PARAGUAY	813	1 239	684	SRI LANKA	57	141	83
URUGUAY	489	1 675	936	THAILAND	38	127	74
ARGENTINA	5 038	23 917	13 302	SINGAPORE	62	355	196
CYPRUS	887	2 902	1 614	CHINA	37	62	35
LEBANON	2 213	1 811	1 020	SOUTH KOREA	33 019	29 765	16 249
SYRIA	306	1 034	567	JAPAN	4 686 607	5 780 027	3 215 196
IRAQ	3 879	8 697	4 961	TAIWAN	68	73	38
IRAN	9 807	23 766	13 148	EXPORTS	29 749 379	59 518 467	33 243 524
ISRAEL	19 037	40 126	22 418	FRANCE	2 162 121	4 031 261	2 247 776
JORDAN	7 852	6 711	3 203	BELGIUM LUX	6 672 744	7 599 328	4 242 229
SAUDI ARABIA	38 834	43 176	24 072	NETHERLANDS	1 531 066	2 380 943	1 333 174
KUWAIT	5 314	9 205	5 157	ITALY	2 663 947	5 244 810	2 923 567
BAHRAIN	11 207	3 652	2 021	UNITED KINGDOM	3 291 152	6 376 719	3 559 311
QATAR	2 889	2 724	1 494	IRELAND	71 497	106 427	59 698
ARAB EMIRAT	6 515	11 948	6 660	DENMARK	299 363	428 226	239 015
OMAN	1 384	1 982	1 109	GREECE	109 710	163 172	90 776
NORTH YEMEN	54	348	191	PORTUGAL	113 945	168 572	94 600
AFGHANISTAN	495	419	231	SPAIN	1 368 267	2 019 982	1 129 778
PAKISTAN	5 037	10 781	6 062	CANARY IS	64 680	130 304	73 089
INDIA	1 856	17 432	9 704	CEUTA MEL	2 929	8 805	4 909
BANGLADESH	3 429	2 523	1 401	ICELAND	21 689	27 868	15 535
MALDIVES	25	100	56				
SRI LANKA	212	1 170	655				
NEPAL	20	130	76				
BURMA	1 168	576	318				

6 IMPORTS AND EXPORTS (SPECIAL TRADE) BY GROUPS OF THE SITC-REV. II AND BY COUNTRIES OF PRODUCTION AND CONSUMPTION 1987

GROUP COUNTRY	DT = 100 KG	1 000 DM	1 000 \$	GROUP COUNTRY	DT = 100 KG	1 000 DM	1 000 \$
NORWAY	345 472	537 620	298 449	LEBANON	79 819	31 180	17 381
SWEDEN	1 058 190	1 871 646	1 048 021	SYRIA	4 924	20 972	11 800
FINLAND	300 143	443 836	247 908	IRAQ	1 326	5 619	3 192
SWITZERLAND	1 194 118	2 664 565	1 485 519	IRAN	986	2 578	1 400
AUSTRIA	1 008 860	1 815 041	1 012 740	ISRAEL	126 718	218 374	122 627
ANDORRA	2 983	9 489	5 285	JORDAN	17 000	33 119	18 579
GIBRALTAR	1 345	3 409	1 900	SAUDI ARABIA	29 200	118 724	66 680
MALTA	4 986	10 802	6 059	KUWAIT	32 140	104 471	59 131
YUGOSLAVIA	257 479	327 225	182 450	BAHRAIN	5 144	18 713	10 438
TURKEY	26 798	63 876	36 034	QATAR	9 832	45 966	25 894
SOVIET UNION	2 162	5 512	3 083	ARAB EMIRAT	30 373	114 813	65 365
POLAND	18 865	22 561	12 675	OMAN	10 079	42 294	23 650
CZECHOSLOVA	5 321	9 607	5 376	NORTH YEMEN	314	1 744	952
HUNGARY	18 207	31 712	17 969	SOUTH YEMEN	74	207	116
ROMANIA	552	1 202	662	AFGHANISTAN	707	709	396
BULGARIA	3 659	6 887	3 883	PAKISTAN	1 755	6 346	3 517
ALBANIA	101	254	148	INDIA	1 439	4 585	2 583
MOROCCO	4 523	13 519	7 545	BANGLADESH	258	1 066	596
ALGERIA	12 485	32 930	18 158	SRI LANKA	1 194	2 731	1 532
TUNISIA	3 731	8 785	4 860	NEPAL	327	1 616	881
LIBYA	5 745	11 773	6 572	BHUTAN	89	352	196
EGYPT	23 575	53 081	29 921	BURMA	83	251	135
SUDAN	3 220	8 327	4 643	THAILAND	9 822	27 531	15 465
MAURITANIA	249	550	304	VIETNAM	46	141	77
MALI	604	1 374	758	INDONESIA	19 355	60 952	34 045
BURKINA FASO	419	1 171	658	MALAYSIA	6 142	15 993	9 001
NIGER	506	1 149	637	BRUNEI	1 665	7 151	4 003
CHAD	487	1 256	700	SINGAPORE	18 993	51 995	29 323
CAPE VERDE	51	97	55	PHILIPPINES	2 497	7 482	4 187
SENEGAL	3 334	3 909	2 194	CHINA	134 915	191 379	105 770
GAMBIA	2 495	1 394	785	NORTH KOREA	472	2 887	1 578
GUIN BISSAU	56	83	46	SOUTH KOREA	1 688	7 476	4 248
GUINEA	1 785	2 141	1 191	JAPAN	926 772	3 021 003	1 699 517
SIERRA LEONE	1 471	2 602	1 461	TAIWAN	97 048	238 705	134 337
LIBERIA	1 900	2 312	1 282	HONG KONG	40 213	131 595	73 948
IVORY COAST	3 846	10 007	5 532	AUSTRALIA	67 852	227 519	128 322
GHANA	4 219	6 196	3 492	PAPUA NEW G	218	932	524
TOGO	4 191	10 511	5 839	NEW ZEALAND	22 819	64 112	35 679
BENIN	392	514	290	AMER OCEANIA	1 517	4 581	2 559
NIGERIA	5 806	12 661	7 115	NEW CALEDON	3 758	8 747	4 871
CAMEROON	5 330	7 266	4 020	WEST SAMOA	46	118	64
CENT AFR REP	362	785	442	FR POLYNESIA	4 604	10 003	5 512
EQUAT GUINEA	138	163	88				
S TOME PRINC	113	550*	303	762 LORRIES, SPCL MTR VEH NES			
GABON	961	4 575	2 544				
CONGO	488	1 332	738	IMPORTS	1 610 101	1 848 119	1 031 025
ZAIRE	7 118	19 433	10 828	FRANCE	198 113	185 601	103 895
RWANDA	1 772	1 696	944	BELGIUM LUX	231 792	266 314	148 757
BURUNDI	1 277	2 823	1 605	NETHERLANDS	209 171	231 097	129 561
ANGOLA	482	647	365	ITALY	326 830	293 305	163 529
ETHIOPIA	823	2 276	1 270	UNITD KINGDOM	68 424	78 237	43 601
DJIBOUTI	95	227	125	IRELAND	100	149	88
SOMALIA	805	1 797	1 000	DENMARK	12 143	8 907	4 966
KENYA	3 391	10 128	5 632	GREECE	157	61	34
UGANDA	1 794	5 817	3 230	PORTUGAL	1 829	2 423	1 368
TANZANIA	1 800	4 271	2 372	SPAIN	9 886	13 145	7 726
MOZAMBIQUE	407	1 250	699	ICELAND	41	62	35
MADAGASCAR	437	1 136	628	NORWAY	4 658	6 621	3 669
REUNION	8 998	20 158	11 391	SWEDEN	79 363	101 510	56 484
MAURITIUS	1 014	2 352	1 344	FINLAND	2 747	5 580	3 175
ZAMBIA	1 100	2 944	1 645	SWITZERLAND	109 741	226 787	126 568
ZIMBABWE	1 564	4 942	2 783	AUSTRIA	122 272	151 285	83 837
MALAWI	968	3 494	1 953	YUGOSLAVIA	89 917	149 128	82 539
REP S AFRICA	2 469	11 055	6 241	TURKEY	3 191	5 453	2 980
BOTSWANA	27	75	43	SOVIET UNION	447	323	177
USA	4 840 431	16 671 030	9 306 943	POLAND	344	306	169
CANADA	368 007	940 780	524 198	CZECHOSLOVA	4 945	3 143	1 760
GREENLAND	209	326	181	HUNGARY	1 227	1 290	722
MEXICO	334	1 287	720	USA	8 801	7 314	4 036
BERMUDA	143	296	163	CANADA	3 235	1 828	1 013
GUATEMALA	1 320	4 226	2 370	BRAZIL	10 750	9 462	5 260
HONDURAS	353	1 175	648	IRAQ	710	445	243
EL SALVADOR	369	1 343	755	JORDAN	2 527	597	322
NICARAGUA	168	303	168	SAUDI ARABIA	150	90	55
COSTA RICA	2 598	8 037	4 530	KUWAIT	690	881	487
PANAMA	3 011	10 300	5 704	ARAB EMIRAT	86	60	33
CUBA	92	249	143	THAILAND	530	178	99
HAITI	236	655	368	JAPAN	105 073	96 463	53 795
BAHAMAS	506	634	345				
DOMINIC REP	530	1 635	925	EXPORTS	6 341 767	7 501 521	4 198 559
AM VIRGIN IS	73	190	104	FRANCE	826 816	1 022 198	571 181
GUADELOUPE	5 230	12 262	6 869	BELGIUM LUX	411 806	372 749	208 946
ANTIGUA	94	192	112	NETHERLANDS	551 442	656 755	365 138
MARTINIQUE	6 062	14 604	8 163	ITALY	881 672	1 076 718	604 126
CAYMAN IS	76	430	234	UNITD KINGDOM	665 808	807 000	451 717
JAMAICA	772	2 175	1 208	IRELAND	7 966	10 216	5 721
BARBADOS	360	1 448	819	DENMARK	199 290	274 186	153 465
TRINIDAD TOB	95	315	173	GREECE	347 858	71 548	40 143
ARUBA	315	1 253	698	PORTUGAL	65 227	69 750	39 112
NETH ANTILL	220	1 088	609	SPAIN	345 939	373 417	209 004
COLOMBIA	3 573	12 134	6 777	CANARY IS	18 373	20 024	11 089
VENEZUELA	4 861	23 423	13 156	ICELAND	11 531	9 900	5 545
GUAYANA	562	1 989	1 125	FAROE IS	230	68	37
SURINAME	112	440	244	NORWAY	106 457	145 786	81 194
FRENCH GUIAN	993	2 572	1 421	SWEDEN	124 803	184 259	103 156
ECUADOR	2 187	6 349	3 508	FINLAND	94 350	124 250	69 321
PERU	1 824	6 174	3 428	SWITZERLAND	332 324	611 478	342 310
BRAZIL	2 925	12 131	6 761	AUSTRIA	348 012	421 711	236 545
CHILE	11 126	38 023	21 171	ANDORRA	1 108	1 239	702
BOLIVIA	616	1 512	859	MALTA	166	166	90
PARAGUAY	3 060	8 712	4 831	YUGOSLAVIA	212 030	180 417	100 904
URUGUAY	1 706	5 471	3 037	TURKEY	47 601	72 138	40 658
ARGENTINA	5 717	23 618	13 216				
CYPRUS	13 937	33 515	18 743				

6 IMPORTS AND EXPORTS (SPECIAL TRADE) BY GROUPS OF THE SITC-REV. II AND BY COUNTRIES OF PRODUCTION AND CONSUMPTION 1987

GROUP COUNTRY	DT * 100 KG	1 000 DM	1 000 \$	GROUP COUNTRY	DT * 100 KG	1 000 DM	1 000 \$
SOVIET UNION	16 585	28 829	15 694	AUSTRALIA	19 624	35 880	20 265
POLAND	12 823	17 164	9 917	NEW ZEALAND	8 822	13 806	7 884
CZECHOSLOVA	5 886	11 162	6 239	NEW CALEDON	1 527	914	505
HUNGARY	5 620	8 628	4 886	FR POLYNESIA	2 893	4 076	2 236
BULGARIA	6 422	9 400	5 279				
MOROCCO	912	903	504	783 ROAD MOTOR VEHICLES NES			
ALGERIA	7 539	9 131	5 036				
TUNISIA	2 705	3 765	2 120	IMPORTS	158 368	227 873	127 160
LIBYA	15 162	37 009	20 996				
EGYPT	64 864	68 120	38 321	FRANCE	22 493	42 577	23 690
SUDAN	6 028	8 472	4 757	BELGIUM LUX	25 029	31 132	17 453
MAURITANIA	1 168	1 680	932	NETHERLANDS	13 170	19 051	10 703
MALI	2 671	1 319	736	ITALY	31 615	28 031	15 569
BURKINA FASO	2 934	3 226	1 819	UNITD KINGDOM	6 886	8 866	4 860
NIGER	1 330	2 316	1 285	DENMARK	1 761	1 566	869
CHAD	1 533	2 241	1 236	NORWAY	820	1 262	692
CAPE VERDE	165	261	154	SWEDEN	2 629	3 669	2 025
SENEGAL	1 922	1 117	618	FINLAND	636	1 064	594
GAMBIA	3 533	474	265	SWITZERLAND	32 394	60 146	33 796
GUIN BISSAU	185	214	117	AUSTRIA	17 739	27 212	15 074
GUINEA	3 347	2 664	1 475	TURKEY	153	56	31
SIERRA LEONE	851	512	285	POLAND	92	110	60
LIBERIA	1 600	1 184	657	CZECHOSLOVA	176	462	253
IVORY COAST	3 707	4 701	2 683	HUNGARY	347	264	145
GHANA	6 895	4 102	2 332	USA	336	568	323
TOGO	3 618	2 411	1 336	CANADA	14	75	45
BENIN	2 916	4 126	2 288	LEBANON	165	117	65
NIGERIA	20 850	25 345	14 239	ISRAEL	214	329	182
CAMEROON	10 655	12 723	7 169	SAUDI ARABIA	415	102	61
CENT AFR REP	2 385	3 539	1 929	KUWAIT	845	983	542
EQUAT GUINEA	230	89	48	JAPAN	84	123	68
GABON	446	654	382				
CONGO	1 319	1 864	1 046	EXPORTS	1 127 975	1 797 662	1 008 513
ZAIRE	17 174	23 009	12 939				
RWANDA	5 331	8 425	4 588	FRANCE	306 290	446 971	250 921
BURUNDI	2 152	3 589	2 020	BELGIUM LUX	72 104	117 207	65 408
ANGOLA	4 505	1 946	1 084	NETHERLANDS	63 508	92 721	51 311
ETHIOPIA	3 558	5 243	2 895	ITALY	92 776	158 478	88 619
SOMALIA	910	715	425	UNITD KINGDOM	110 199	149 730	84 194
KENYA	5 768	10 000	5 643	IRELAND	1 566	2 140	1 198
UGANDA	8 271	9 431	5 239	DENMARK	25 378	43 767	24 476
TANZANIA	7 174	6 647	3 860	GREECE	20 298	5 302	2 966
MOZAMBIQUE	4 732	7 196	3 934	PORTUGAL	6 206	7 079	4 049
MADAGASCAR	1 257	1 957	1 095	SPAIN	78 518	99 016	55 574
REUNION	4 385	6 022	3 395	CANARY IS	2 356	2 167	1 240
MAURITIUS	655	248	137	ICELAND	1 714	2 065	1 147
ZAMBIA	2 974	5 331	2 947	NORWAY	7 976	16 632	9 259
ZIMBABWE	388	538	315	SWEDEN	24 401	66 139	37 341
MALAWI	289	637	363	FINLAND	4 183	8 283	4 690
REP S AFRICA	14 837	14 076	7 950	SWITZERLAND	58 539	152 834	85 375
BOTSWANA	808	2 021	1 110	AUSTRIA	78 521	161 197	90 338
USA	34 345	47 120	26 190	ANDORRA	281	383	232
CANADA	4 882	5 794	3 181	YUGOSLAVIA	17 556	22 819	12 720
MEXICO	7 685	14 288	8 222	TURKEY	5 230	8 397	4 755
GUATEMALA	152	62	35	SOVIET UNION	1 277	2 904	1 599
HONDURAS	317	87	47	POLAND	9 564	13 709	7 563
EL SALVADOR	541	100	55	CZECHOSLOVA	89	123	69
NICARAGUA	981	132	72	HUNGARY	2 676	5 985	3 310
HAITI	292	645	373	BULGARIA	6 666	9 275	5 133
BAHAMAS	51	58	31	ALBANIA	2 462	490	268
DOMINIC REP	2 883	2 375	1 359	ALGERIA	166	135	73
GUADELOUPE	3 414	4 899	2 723	TUNISIA	2 307	608	338
MARTINIQUE	3 484	5 078	2 838	LIBYA	904	2 431	1 432
JAMAICA	2 279	444	272	EGYPT	5 904	12 719	7 069
COLOMBIA	671	1 044	571	SUDAN	1 125	1 314	781
VENEZUELA	415	571	315	MAURITANIA	331	432	238
GUYANA	467	965	524	MALI	1 192	375	212
FRENCH GUIAN	141	200	109	BURKINA FASO	451	61	34
ECUADOR	4 814	13 856	7 688	GUINEA	1 033	1 578	866
PERU	10 153	21 923	13 015	SIERRA LEONE	758	1 074	592
BRAZIL	1 315	3 170	1 762	LIBERIA	341	119	65
CHILE	14 463	7 702	4 341	IVORY COAST	689	107	59
BOLIVIA	3 717	661	367	GHANA	5 861	6 661	3 714
URUGUAY	43	77	43	TOGO	521	353	202
ARGENTINA	888	2 401	1 301	BENIN	99	207	114
CYPRUS	2 579	2 540	1 408	NIGERIA	4 434	7 474	4 213
LEBANON	1 708	819	461	CAMEROON	1 980	4 024	2 243
SYRIA	2 796	4 053	2 248	EQUAT GUINEA	1 294	537	298
IRAQ	2 827	4 563	2 529	GABON	76	94	51
IRAN	9 823	17 234	10 039	ZAIRE	869	712	391
ISRAEL	75 072	110 515	61 727	RWANDA	2 157	2 794	1 549
JORDAN	5 827	6 416	3 549	BURUNDI	542	860	472
SAUDI ARABIA	31 697	38 834	22 080	ETHIOPIA	107	124	71
KUWAIT	5 056	6 243	3 518	DJIBOUTI	118	196	107
BAHRAIN	126	274	165	KENYA	1 235	1 918	1 138
QATAR	2 052	3 060	1 676	UGANDA	205	124	67
ARAB EMIRAT	22 256	22 356	12 349	TANZANIA	860	1 123	630
OMAN	2 825	3 627	2 037	REUNION	260	349	195
NORTH YEMEN	2 847	2 057	1 140	ZAMBIA	588	967	531
AFGHANISTAN	12 188	1 105	616	MALAWI	171	302	175
PAKISTAN	40 513	52 270	28 801	REP S AFRICA	707	2 309	1 334
INDIA	1 162	2 273	1 246	USA	5 855	12 680	6 968
NEPAL	625	123	67	GUATEMALA	630	174	97
BHUTAN	118	173	97	EL SALVADOR	318	55	31
THAILAND	9 133	16 806	9 420	COSTA RICA	1 210	230	126
INDONESIA	3 048	4 915	2 765	GUADELOUPE	140	227	124
MALAYSIA	11 089	13 774	8 425	MARTINIQUE	336	342	188
SINGAPORE	30 083	50 992	28 041	ECUADOR	1 808	3 049	1 676
PHILIPPINES	318	414	237	CHILE	2 661	2 938	1 662
CHINA	13 144	23 777	13 114	BOLIVIA	1 023	269	150
SOUTH KOREA	2 931	6 232	3 444	LEBANON	677	87	33
JAPAN	10 817	18 940	10 614	SYRIA	780	105	58
TAIWAN	772	2 173	1 217	IRAQ	240	359	207
HONG KONG	1 920	4 168	2 305	ISRAEL	12 951	23 700	13 158

6 IMPORTS AND EXPORTS (SPECIAL TRADE) BY GROUPS OF THE SITC-REV. II AND BY COUNTRIES OF PRODUCTION AND CONSUMPTION 1987

GROUP COUNTRY	DT * 100 KG	1 000 DM	1 000 \$	GROUP COUNTRY	DT * 100 KG	1 000 DM	1 000 \$
JORDAN	3 467	4 849	2 652	BULGARIA	4 470	10 323	5 791
SAUDI ARABIA	19 149	28 646	16 377	MOROCCO	1 760	5 785	3 218
KUWAIT	2 126	2 252	1 215	ALGERIA	69 346	86 950	48 940
QATAR	425	610	330	TUNISIA	4 106	14 746	8 201
ARAB EMIRAT	9 799	27 073	16 183	LIBYA	8 957	42 165	23 448
AFGHANISTAN	3 405	285	161	EGYPT	69 384	93 706	52 272
PAKISTAN	7 576	11 055	6 619	SUDAN	1 946	6 641	3 716
INDIA	663	958	555	MAURITANIA	509	1 168	654
BANGLADESH	93	354	194	MALI	793	1 151	635
THAILAND	150	421	227	BURKINA FASO	502	866	494
MALAYSIA	729	759	435	NIGER	377	686	390
SINGAPORE	1 159	3 810	2 333	CHAD	278	935	539
PHILIPPINES	217	280	167	CAPE VERDE	21	100	54
CHINA	197	321	177	SENEGAL	1 669	1 299	730
JAPAN	3 739	12 225	6 895	GAMBIA	1 485	1 264	705
TAIWAN	769	1 011	548	GUINEA	1 476	1 813	1 018
HONG KONG	1 845	2 804	1 616	SIERRA LEONE	1 135	2 532	1 419
AUSTRALIA	3 798	5 800	3 185	LIBERIA	2 308	4 295	2 390
NEW ZEALAND	462	736	406	IVORY COAST	4 792	9 227	5 137
NEW CALEDON	564	929	525	GHANA	15 606	16 502	9 147
FR POLYNESIA	78	188	103	TOGO	1 646	2 513	1 397
				BENIN	375	686	389
				NIGERIA	11 856	20 565	11 574
				CAMEROON	3 821	4 820	2 666
				CENT AFR REP	663	1 329	740
				EQUAT GUINEA	208	275	151
				GABON	499	1 465	822
				CONGO	809	2 100	1 167
				ZAIRE	3 857	11 582	6 447
				RWANDA	914	3 196	1 776
				BURUNDI	906	2 793	1 570
				ANGOLA	545	1 493	826
				ETHIOPIA	7 810	21 554	12 332
				DJIBOUTI	16	65	35
				SOMALIA	286	889	500
				KENYA	3 934	12 935	7 267
				UGANDA	2 145	4 617	2 560
				TANZANIA	752	2 466	1 377
				MOZAMBIQUE	2 178	8 935	4 948
				MADAGASCAR	558	2 134	1 213
				REUNION	1 018	3 284	1 834
				MAURITIUS	158	536	296
				ZAMBIA	1 031	2 887	1 631
				ZIMBABWE	2 023	11 607	6 471
				MALAWI	298	1 274	708
				REP S AFRICA	626 273	1 095 759	614 114
				BOTSWANA	26	79	43
				USA	1 130 110	2 281 973	1 270 944
				CANADA	95 467	184 173	103 532
				MEXICO	273 418	294 903	164 624
				BERMUDA	39	140	77
				GUATEMALA	1 054	3 478	1 947
				HONDURAS	429	1 193	664
				EL SALVADOR	1 171	2 338	1 285
				NICARAGUA	133	441	241
				COSTA RICA	637	2 552	1 424
				PANAMA	764	2 974	1 650
				CUBA	177	1 003	563
				HAITI	94	364	200
				BAHAMAS	29	107	60
				DOMINIC REP	1 385	3 335	1 867
				GUADELOUPE	1 504	4 279	2 390
				MARTINIQUE	1 676	5 052	2 817
				JAMAICA	653	1 848	1 028
				BARBADOS	240	922	525
				TRINIDAD TOB	125	361	204
				NETH ANTILL	48	197	111
				COLOMBIA	2 891	8 099	4 523
				VENEZUELA	17 724	34 530	19 272
				GUYANA	33	107	56
				SURINAME	46	123	68
				FRENCH GUIAN	177	665	372
				ECUADOR	4 267	11 646	6 637
				PERU	6 775	8 372	4 721
				BRAZIL	109 845	343 052	190 145
				CHILE	12 595	10 288	5 765
				BOLIVIA	454	739	409
				PARAGUAY	968	2 981	1 653
				URUGUAY	4 355	7 642	4 287
				ARGENTINA	17 378	42 590	23 669
				CYPRUS	4 151	9 214	5 139
				LEBANON	131 109	26 176	14 407
				SYRIA	21 030	8 461	4 830
				IRAQ	5 534	21 667	12 237
				IRAN	17 474	258 085	142 966
				ISRAEL	43 478	95 751	53 676
				JORDAN	19 828	21 823	12 207
				SAUDI ARABIA	78 327	160 467	89 563
				KUWAIT	11 568	37 083	20 778
				BAHRAIN	1 559	5 684	3 165
				QATAR	2 665	8 925	4 983
				ARAB EMIRAT	17 336	68 941	38 418
				OMAN	2 433	9 734	5 419
				NORTH YEMEN	270	1 225	675
				SOUTH YEMEN	45	245	140
				AFGHANISTAN	16 434	1 912	1 066
				PAKISTAN	6 059	10 107	5 635
				INDIA	10 038	21 824	12 061
				BANGLADESH	706	6 436	3 620
				MALDIVES	15	116	64
				SRI LANKA	561	1 264	701
				NEPAL	53	153	84
				BURMA	29	130	75
				THAILAND	44 653	83 486	47 674
784 MOTOR VEHCL PTS,ACC NES							
IMPORTS	8 009 542	7 347 502	4 096 813				
FRANCE	1 746 440	2 004 332	1 117 551				
BELGIUM LUX	721 417	524 139	291 858				
NETHERLANDS	436 307	302 424	168 505				
ITALY	1 452 680	1 188 055	662 217				
UNTD KINGDOM	1 080 411	920 751	514 325				
IRELAND	22 729	16 219	9 046				
DENMARK	93 217	62 172	34 691				
GREECE	630	1 161	643				
PORTUGAL	17 595	18 872	10 539				
SPAIN	650 020	401 991	224 798				
NORWAY	43 408	51 007	28 500				
SWEDEN	118 430	145 342	80 998				
FINLAND	13 528	11 652	6 486				
SWITZERLAND	247 211	217 462	120 955				
AUSTRIA	479 959	537 185	299 655				
MALTA	126	672	375				
YUGOSLAVIA	248 731	116 838	65 127				
TURKEY	40 170	7 984	4 452				
SOVIET UNION	3 332	2 985	1 664				
POLAND	1 276	1 461	813				
CZECHOSLOVA	2 920	1 977	1 114				
HUNGARY	15 371	7 579	4 273				
ROMANIA	8 605	1 565	872				
BULGARIA	1 554	283	159				
TUNISIA	39	56	30				
REP S AFRICA	35 478	30 568	16 882				
USA	76 900	163 173	90 831				
CANADA	20 151	23 913	13 252				
MEXICO	113 744	67 964	37 749				
COSTA RICA	150	79	43				
VENEZUELA	-232	69	37				
BRAZIL	56 832	36 695	20 403				
URUGUAY	280	619	347				
ARGENTINA	117	98	57				
CYPRUS	319	134	75				
IRAQ	25	68	38				
ISRAEL	2 222	2 881	1 587				
SAUDI ARABIA	170	375	207				
INDIA	2 437	1 512	849				
THAILAND	193	428	243				
SINGAPORE	683	1 568	866				
CHINA	765	347	192				
SOUTH KOREA	851	513	289				
JAPAN	244 517	467 131	260 327				
TAIWAN	4 552	3 015	1 682				
HONG KONG	199	315	174				
AUSTRALIA	2 335	1 573	873				
EXPORTS	16 077 121	21 264 654	11 863 617				
FRANCE	1 925 340	2 411 599	1 346 800				
BELGIUM LUX	2 324 727	2 345 527	1 309 527				
NETHERLANDS	912 301	1 010 482	563 282				
ITALY	770 260	1 281 151	713 732				
UNTD KINGDOM	2 918 658	3 199 054	1 783 222				
IRELAND	10 190	23 279	12 952				
DENMARK	180 682	251 613	140 247				
GREECE	255 503	121 911	67 979				
PORTUGAL	30 528	65 935	36 735				
SPAIN	1 015 258	886 497	494 843				
CANARY IS	6 164	16 576	9 278				
CEUTA MEL	1 127	3 041	1 708				
ICELAND	2 660	5 458	3 048				
NORWAY	90 068	179 328	99 890				
SWEDEN	875 594	984 245	549 717				
FINLAND	104 908	150 958	84 208				
SWITZERLAND	267 218	512 860	285 848				
AUSTRIA	698 295	938 936	523 227				
ANDORRA	641	1 691	939				
GIBRALTAR	33	92	51				
MALTA	710	1 611	893				
YUGOSLAVIA	101 072	178 967	99 423				
TURKEY	61 245	140 786	78 822				
SOVIET UNION	7 043	25 893	14 386				
POLAND	8 089	18 588	10 421				
CZECHOSLOVA	8 541	14 427	8 090				
HUNGARY	31 230	55 804	31 167				
ROMANIA	441	1 100	615				

6 IMPORTS AND EXPORTS (SPECIAL TRADE) BY GROUPS OF THE SITC-REV. II AND BY COUNTRIES OF PRODUCTION AND CONSUMPTION 1987

GROUP COUNTRY	DT = 100 KG	1 000 DM	1 000 \$	GROUP COUNTRY	DT = 100 KG	1 000 DM	1 000 \$
INDONESIA	17 078	33 571	18 768	MEXICO	154	362	200
MALAYSIA	15 766	30 825	17 302	COSTA RICA	73	123	70
BRUNEI	61	360	205	BARBADOS	71	87	48
SINGAPORE	36 318	71 829	40 306	ECUADOR	37	117	65
PHILIPPINES	3 205	8 754	4 910	PERU	87	65	37
CHINA	13 846	32 352	18 082	CHILE	77	137	60
NORTH KOREA	182	909	507	URUGUAY	52	54	30
SOUTH KOREA	70 583	127 975	70 823	ARGENTINA	30	160	91
JAPAN	91 423	275 950	153 816	IRAN	828	2 651	1 453
TAIWAN	12 872	31 421	17 652	ISRAEL	395	857	471
HONG KONG	7 728	30 824	17 234	KUWAIT	30	115	62
AUSTRALIA	51 013	125 975	70 260	ARAB EMIRAT	31	96	54
NEW ZEALAND	5 560	16 262	9 034	OMAN	18	112	62
AMER OCEANIA	17	78	43	INDIA	42	191	107
NEW CALEDON	497	1 803	1 003	INDONESIA	38	74	40
FR POLYNESIA	721	2 504	1 395	SINGAPORE	98	223	126
				CHINA	79	236	132
785 MOTOR & OTHER CYCLES ETC				SOUTH KOREA	22	107	57
				JAPAN	5 143	22 804	12 877
IMPORTS	635 011	1 066 936	592 182	TAIWAN	1 053	1 665	933
FRANCE	38 339	80 351	44 511	HONG KONG	59	74	43
BELGIUM LUX	13 023	19 640	10 875	AUSTRALIA	1 319	4 342	2 402
NETHERLANDS	50 726	79 597	44 146	NEW ZEALAND	260	778	428
ITALY	145 567	182 760	101 422	FR POLYNESIA	28	73	40
UNTD KINGDOM	11 688	19 014	10 544				
IRELAND	230	714	395	786 VEH NES NONMOTR, TRAILERS			
DENMARK	1 120	1 952	1 088	IMPORTS	1 288 334	550 158	306 522
GREECE	226	178	98	FRANCE	195 030	153 591	85 638
PORTUGAL	310	292	162	BELGIUM LUX	66 182	48 959	27 256
SPAIN	2 270	4 384	2 420	NETHERLANDS	125 807	57 734	32 323
NORWAY	579	525	286	ITALY	98 943	42 844	23 846
SWEDEN	1 732	5 440	3 038	UNTD KINGDOM	30 421	9 339	5 215
FINLAND	1 482	1 330	738	IRELAND	4 084	953	529
SWITZERLAND	14 829	30 849	17 154	DENMARK	58 459	31 415	17 448
AUSTRIA	13 101	27 537	15 320	GREECE	263	82	44
YUGOSLAVIA	34 451	18 328	10 163	PORTUGAL	573	259	141
SOVIET UNION	388	241	134	SPAIN	7 574	3 334	1 844
POLAND	3 551	1 805	999	NORWAY	5 626	1 898	1 053
CZECHOSLOVA	9 104	4 986	2 769	SWEDEN	14 570	12 370	6 901
HUNGARY	43	76	42	FINLAND	15 351	5 375	2 994
REP S AFRICA	55	66	36	SWITZERLAND	32 546	18 724	10 417
USA	12 429	27 690	15 447	AUSTRIA	159 244	82 659	45 872
CANADA	1 032	1 621	891	YUGOSLAVIA	21 893	10 922	6 108
MEXICO	220	473	261	SOVIET UNION	4 375	102	62
INDIA	3 584	2 068	1 142	POLAND	25 683	4 332	2 411
SINGAPORE	3 572	5 461	3 013	CZECHOSLOVA	30 097	4 312	2 411
CHINA	2 232	712	396	HUNGARY	17 539	5 026	2 844
JAPAN	227 618	520 956	289 198	ROMANIA	11 273	2 292	1 285
TAIWAN	41 104	27 323	15 180	REP S AFRICA	567	301	168
HONG KONG	31	70	38	USA	192 012	18 334	10 260
AUSTRALIA	171	336	186	CANADA	280	67	37
EXPORTS	322 057	635 317	354 368	ISRAEL	5 010	942	515
FRANCE	23 423	62 280	35 029	INDIA	1 861	238	130
BELGIUM LUX	11 044	20 509	11 377	CHINA	3 645	601	337
NETHERLANDS	64 679	100 500	55 963	SOUTH KOREA	122 160	24 113	13 431
ITALY	25 938	70 605	39 139	JAPAN	26 733	5 289	2 911
UNTD KINGDOM	23 925	37 707	21 025	TAIWAN	5 671	2 785	1 551
IRELAND	4 420	4 714	2 657	HONG KONG	3 984	755	416
DENMARK	23 132	39 114	21 804	EXPORTS	2 507 806	1 906 751	1 064 749
GREECE	2 905	2 953	1 633	FRANCE	317 686	259 032	144 660
PORTUGAL	715	1 542	851	BELGIUM LUX	195 234	134 771	75 018
SPAIN	7 217	22 577	12 611	NETHERLANDS	383 049	298 349	166 169
CANARY IS	195	555	306	ITALY	115 696	79 340	44 371
ICELAND	1 108	1 401	775	UNTD KINGDOM	122 894	82 228	45 783
NORWAY	8 871	17 472	9 683	IRELAND	3 182	2 039	1 136
SWEDEN	12 961	28 344	15 743	DENMARK	152 363	132 423	73 730
FINLAND	10 436	16 333	9 173	GREECE	38 585	8 870	4 968
SWITZERLAND	19 263	40 715	22 594	PORTUGAL	6 698	4 149	2 304
AUSTRIA	39 198	63 491	35 221	SPAIN	65 111	44 342	24 881
ANDORRA	30	112	61	CANARY IS	929	1 358	755
YUGOSLAVIA	3 422	4 556	2 564	ICELAND	3 465	2 203	1 218
TURKEY	415	496	275	NORWAY	66 595	72 847	40 526
POLAND	88	362	203	SWEDEN	136 946	104 222	58 405
CZECHOSLOVA	1 549	2 627	1 447	FINLAND	62 080	55 258	30 845
HUNGARY	379	931	519	SWITZERLAND	179 224	146 969	81 816
ROMANIA	18	129	71	AUSTRIA	219 788	145 270	81 378
BULGARIA	295	394	216	ANDORRA	124	59	33
MOROCCO	309	445	246	MALTA	47	53	30
ALGERIA	168	371	203	YUGOSLAVIA	17 715	4 238	2 367
EGYPT	35	152	90	TURKEY	1 123	1 274	703
MAURITANIA	41	283	156	SOVIET UNION	5 237	4 385	2 443
CHAD	59	204	114	POLAND	11 078	9 358	5 125
GUINEA	74	75	40	CZECHOSLOVA	7 604	4 895	2 798
IVORY COAST	1 118	573	324	HUNGARY	11 094	12 011	6 673
GHANA	244	211	125	BULGARIA	7 901	6 752	3 738
TOGO	235	220	127	MOROCCO	249	254	139
BENIN	135	191	110	ALGERIA	6 450	6 174	3 414
NIGERIA	1 224	1 306	739	TUNISIA	554	529	291
CAMEROON	407	2 279	1 259	LIBYA	1 953	2 114	1 227
CONGO	155	580	314	EGYPT	22 417	9 514	5 232
ZAIRE	632	809	450	SUDAN	2 454	1 958	1 099
ANGOLA	103	135	75	MAURITANIA	859	551	314
UGANDA	126	541	320	MALI	1 190	228	129
TANZANIA	143	270	155	BURKINA FASO	702	351	201
MADAGASCAR	50	50	30	NIGER	381	174	93
MAURITIUS	177	239	130	SENEGAL	165	142	79
ZAMBIA	16	60	35	GUINEA	1 253	359	200
ZIMBABWE	100	60	33	SIERRA LEONE	509	347	190
REP S AFRICA	230	493	288	LIBERIA	826	541	301
USA	18 292	43 333	24 530	IVORY COAST	833	533	297
CANADA	1 817	5 486	3 058				

6 IMPORTS AND EXPORTS (SPECIAL TRADE) BY GROUPS OF THE SITC-REV. II AND BY COUNTRIES OF PRODUCTION AND CONSUMPTION 1987

GROUP COUNTRY	DT = 100 KG	1 000 DM	1 000 \$	GROUP COUNTRY	DT = 100 KG	1 000 DM	1 000 \$
GHANA	3 227	2 198	1 246	ITALY	102 026	58 409	32 607
TOGO	631	167	99	UNTD KINGDOM	13 749	47 257	26 310
BENIN	1 037	654	373	IRELAND	298	668	376
NIGERIA	5 121	4 940	2 774	DENMARK	25 186	30 015	16 946
CAMEROON	1 773	1 107	604	GREECE	543	2 600	1 440
CENT AFR REP	230	189	104	PORTUGAL	1 001	5 305	3 148
EQUAT GUINEA	740	489	267	SPAIN	1 852	8 266	4 724
GABON	134	99	57	NORWAY	27 462	38 849	21 514
CONGO	407	380	210	SWEDEN	46 238	37 317	20 765
ZAIRE	1 306	949	530	FINLAND	11 616	10 904	6 080
RWANDA	2 871	948	532	SWITZERLAND	68 875	55 508	31 121
BURUNDI	1 504	1 272	709	AUSTRIA	70 878	57 635	32 449
ANGOLA	521	2 610	1 569	YUGOSLAVIA	13 513	10 646	5 976
ETHIOPIA	1 061	1 231	679	TURKEY	4 104	7 392	4 114
SOMALIA	151	261	151	SOVIET UNION	2 625	1 651	939
KENYA	1 125	819	468	POLAND	6 116	9 348	5 149
UGANDA	2 119	560	303	CZECHOSLOVA	5 565	7 255	3 910
TANZANIA	2 953	1 732	976	HUNGARY	8 345	9 428	5 241
MADAGASCAR	392	282	156	ROMANIA	207	251	134
ZAMBIA	2 267	1 543	857	BULGARIA	4 118	2 925	1 589
MALAWI	93	79	43	MOROCCO	1 503	1 384	777
REP S AFRICA	4 285	3 929	2 192	ALGERIA	120	401	223
USA	93 066	92 723	51 835	TUNISIA	253	608	342
CANADA	2 744	2 922	1 622	EGYPT	1 613	4 766	2 668
MEXICO	110	114	65	MAURITANIA	60	661	378
BERMUDA	14 846	12 231	6 793	SENEGAL	45	57	32
EL SALVADOR	157	81	46	LIBERIA	825	717	405
NICARAGUA	87	68	41	IVORY COAST	304	456	254
COSTA RICA	107	104	57	GHANA	430	883	483
BAHAMAS	5 020	83	46	TOGO	72	370	207
MARTINIQUE	207	364	223	CAMEROON	4 064	3 351	1 812
TRINIDAD TCB	87	171	95	GABON	6 859	6 045	3 366
NETH ANTILL	13 547	11 487	6 301	ZAIRE	4 669	18 196	10 008
COLOMBIA	13	123	67	ETHIOPIA	451	3 074	1 654
VENEZUELA	145	112	62	KENYA	19	92	53
ECUADOR	423	279	157	UGANDA	329	1 114	616
PERU	335	248	143	TANZANIA	1 998	4 138	2 333
BRAZIL	586	1 834	1 038	ZAMBIA	427	639	346
CHILE	2 857	957	530	ZIMBABWE	9	140	77
ARGENTINA	522	529	290	REP S AFRICA	330	2 434	1 362
CYPRUS	856	387	213	USA	26 225	49 560	27 672
LEBANON	1 437	731	416	CANADA	4 527	9 792	5 445
SYRIA	1 095	704	394	MEXICO	102	485	293
IRAQ	2 251	7 376	4 238	CUBA	14	217	129
IRAN	317	945	517	COLOMBIA	1 443	4 321	2 360
ISRAEL	9 979	7 651	4 268	VENEZUELA	961	392	213
JORDAN	3 322	1 757	982	BRAZIL	141	519	507
SAUDI ARABIA	44 446	21 265	11 944	CHILE	1 285	1 746	970
KUWAIT	7 939	4 105	2 266	ARGENTINA	42	571	308
BAHRAIN	95	111	59	IRAQ	12	60	37
QATAR	88	242	135	IRAN	1 700	2 827	1 537
ARAB EMIRAT	13 500	20 589	12 193	ISRAEL	121	267	146
OMAN	2 026	1 202	662	JORDAN	313	845	457
AFGHANISTAN	1 756	96	55	SAUDI ARABIA	805	1 022	558
PAKISTAN	802	1 217	720	PAKISTAN	311	287	159
INDIA	1 308	1 453	825	INDIA	6 187	8 356	4 820
SRI LANKA	220	295	160	BANGLADESH	29	406	232
THAILAND	3 057	2 984	1 627	SRI LANKA	86	936	519
INDONESIA	4 081	2 465	1 380	BURMA	500	3 074	1 721
MALAYSIA	3 339	2 265	1 289	THAILAND	217	1 889	1 048
SINGAPORE	23 733	10 066	5 680	INDONESIA	839	3 794	2 105
PHILIPPINES	41	128	73	MALAYSIA	276	361	201
CHINA	2 530	3 544	1 976	SINGAPORE	1 568	1 624	897
SOUTH KOREA	614	1 072	594	PHILIPPINES	52	409	233
JAPAN	4 983	5 697	3 173	CHINA	679	1 577	874
TAIWAN	8 431	3 768	2 101	SOUTH KOREA	690	4 967	2 740
HONG KONG	1 686	1 317	728	JAPAN	7 910	24 609	13 704
AUSTRALIA	20 754	10 623	5 933	TAIWAN	41	106	59
NEW ZEALAND	815	668	367	HONG KONG	9 763	16 008	8 973
FR POLYNESIA	60	122	68	AUSTRALIA	8 260	20 942	11 775
791 RAILWAY VEHICLES				792 AIRCRAFT			
IMPORTS	200 679	172 658	96 148	IMPORTS	115 069	8 399 480	4 670 789
FRANCE	70 571	18 876	10 574	FRANCE	44 106	4 308 706	2 389 437
BELGIUM LUX	7 770	2 276	1 268	BELGIUM LUX	1 797	42 138	23 533
NETHERLANDS	19 987	23 945	13 196	NETHERLANDS	5 011	125 519	69 793
ITALY	7 812	11 562	6 408	ITALY	1 617	174 960	97 385
UNTD KINGDOM	9 339	14 168	7 803	UNTD KINGDOM	18 789	1 384 842	770 722
IRELAND	148	72	43	IRELAND	156	1 450	816
DENMARK	5 270	4 776	2 632	DENMARK	462	5 630	3 120
GREECE	420	208	112	GREECE	11	1 062	590
SPAIN	10 087	8 808	4 957	PORTUGAL	24	5 976	3 328
NORWAY	931	310	169	SPAIN	472	24 724	13 456
SWEDEN	4 440	3 638	2 029	NORWAY	104	1 224	700
FINLAND	34	135	74	SWEDEN	411	13 783	8 032
SWITZERLAND	15 277	30 711	17 101	FINLAND	26	1 731	974
AUSTRIA	11 966	27 471	15 447	SWITZERLAND	1 000	14 497	8 036
YUGOSLAVIA	2 423	774	468	AUSTRIA	933	8 716	4 921
POLAND	2 529	942	518	YUGOSLAVIA	182	5 574	3 098
CZECHOSLOVA	22 625	6 610	3 642	TURKEY	32	3 926	2 143
HUNGARY	1 344	362	200	SOVIET UNION	64	123	67
REP S AFRICA	110	31	48	POLAND	11	143	79
USA	5 185	16 323	9 116	HUNGARY	9	57	31
BRAZIL	1 816	292	161	ROMANIA	23	2 498	1 370
JAPAN	40	159	97	MOROCCO	4	859	476
AUSTRALIA	491	70	38	ALGERIA	44	2 084	1 144
EXPORTS	629 337	801 893	448 031	EGYPT	9	215	122
FRANCE	35 609	36 292	20 575	SUDAN	49	3 931	2 169
BELGIUM LUX	15 943	16 393	9 102	NIGERIA	5	266	144
NETHERLANDS	63 745	135 517	75 573	ETHIOPIA	18	146	85
				KENYA	13	2 647	1 454
				ZAMBIA	1	83	46

6 IMPORTS AND EXPORTS (SPECIAL TRADE) BY GROUPS OF THE SITC-REV. 11 AND BY COUNTRIES OF PRODUCTION AND CONSUMPTION 1987

GROUP COUNTRY	DT * 100 KG	1 000 DM	1 000 \$	GROUP COUNTRY	DT * 100 KG	1 000 DM	1 000 \$
ZIMBABWE	9	121	67	JAPAN	159	7 320	4 076
MALAWI	76	339	187	TAIWAN	71	12 543	7 156
REP S AFRICA	42	670	370	HONG KONG	21	1 602	904
USA	35 236	1 898 802	1 062 442	AUSTRALIA	89	5 611	3 341
CANADA	912	137 001	75 462	NEW ZEALAND	5	352	205
GREENLAND		206	115				
BRAZIL	648	86 406	47 847	793 SHIPS AND BOATS	NUMBERS		
ARGENTINA	43	639	358				
CYPRUS		110	64	IMPORTS	317 110	558 552	309 641
IRAQ	43	5 743	4 834				
IRAN	301	1 166	654	FRANCE	25 435	29 409	16 223
ISRAEL	41	392	217	BELGIUM LUX	152	- 4 905	2 700
JORDAN	121	5 119	2 780	NETHERLANDS	3 280	75 738	41 839
SAUDI ARABIA	40	2 641	1 518	ITALY	26 387	17 764	9 723
KUWAIT	12	1 958	1 088	UNITED KINGDOM	5 310	205 353	113 598
ARAB EMIRAT	35	4 007	2 190	IRELAND	231	5 678	3 203
NORTH YEMEN	6	601	333	DENMARK	1 964	22 451	12 452
AFGHANISTAN	11	810	446	GREECE	88	3 626	1 981
PAKISTAN	19	468	264	PORTUGAL	29	5 939	3 295
INDIA	62	1 575	877	SPAIN	299	4 119	2 257
SRI LANKA	1	102	55	NORWAY	17 866	20 461	11 283
THAILAND	17	910	498	SWEDEN	714	26 677	14 748
INDONESIA	1 184	81 755	45 390	FINLAND	792	10 243	5 712
MALAYSIA	16	356	198	SWITZERLAND	4 137	9 530	5 170
BRUNEI	12	1 438	789	AUSTRIA	1 236	5 806	3 212
SINGAPORE	33	609	339	YUGOSLAVIA	413	1 616	905
PHILIPPINES	15	76	46	SOVIET UNION	11	5 915	3 283
CHINA	28	362	199	POLAND	358	9 329	5 192
SOUTH KOREA	7	508	298	CZECHOSLOVAKIA	2 819	630	350
JAPAN	666	22 667	12 805	HUNGARY	243	209	115
TAIWAN	14	105	56	EGYPT	1	275	149
HONG KONG		174	95	LIBERIA	1	1 247	689
AUSTRALIA	14	797	451	USA	2 071	36 327	20 179
EXPORTS	76 316	6 471 592	3 605 613	CANADA	133	850	304
				HONDURAS	1	604	334
FRANCE	44 041	4 332 385	2 410 688	PANAMA	7	12 448	7 186
BELGIUM LUX	456	15 159	8 431	BAHAMAS	1	1 410	863
NETHERLANDS	2 595	120 030	66 992	BRAZIL	4	179	97
ITALY	1 829	79 141	44 175	CYPRUS	6	2 329	1 426
UNITED KINGDOM	9 647	575 577	487 201	ISRAEL	1	216	119
IRELAND	34	201	112	SAUDI ARABIA	2	4 613	2 497
DENMARK	199	11 448	6 721	SRI LANKA	1	1 585	887
GREECE	62	3 405	1 897	SINGAPORE	2	395	216
PORTUGAL	593	65 804	39 039	CHINA	1	2 371	1 304
SPAIN	1 918	161 122	92 240	JAPAN	888	16 902	6 745
NORWAY	177	12 765	7 042	TAIWAN	222 198	11 252	6 213
SWEDEN	621	12 802	7 229	HONG KONG	1	91	51
FINLAND	125	4 666	2 565	AUSTRALIA	7	175	98
SWITZERLAND	1 601	25 609	14 287	EXPORTS	66 487	2 481 014	1 381 636
AUSTRIA	413	10 109	5 643				
YUGOSLAVIA	269	2 023	1 135	FRANCE	12 421	14 775	8 318
TURKEY	355	12 723	7 140	BELGIUM LUX	5 539	8 968	5 113
POLAND	13	97	55	NETHERLANDS	3 972	61 017	34 040
HUNGARY	19	62	36	ITALY	3 788	18 386	10 201
BULGARIA	5	147	90	UNITED KINGDOM	1 424	824 226	463 149
MOROCCO	3	224	127	IRELAND	3	9 000	5 253
ALGERIA		89	49	DENMARK	770	6 229	3 446
LIBYA	2	321	178	GREECE	1 042	34 111	18 845
EGYPT	309	3 826	2 132	PORTUGAL	8 627	5 882	3 258
SUDAN	2	94	51	SPAIN	430	10 807	5 957
NIGER	4	256	143	CANARY IS	5	107	58
SENEGAL	15	810	442	ICELAND	118	8 478	4 592
NIGERIA	319	59 364	32 709	NORWAY	864	7 795	4 315
CAMEROON	2	64	36	SWEDEN	1 224	192 819	105 398
ZAIRE	2	93	51	FINLAND	394	1 400	767
ANGOLA	47	174	95	SWITZERLAND	3 098	24 400	13 469
ETHIOPIA	9	159	87	AUSTRIA	15 067	48 840	26 917
SOMALIA	72	14 492	7 810	YUGOSLAVIA	323	18 947	10 474
KENYA	18	882	491	TURKEY	1 049	5 238	2 975
TANZANIA	28	223	133	SOVIET UNION	9	172	105
MALAWI	29	326	178	POLAND	149	791	449
REP S AFRICA	153	24 829	13 810	CZECHOSLOVAKIA	9	77	44
BOTSWANA		70	42	HUNGARY	39	162	87
LESOTHO		144	82	BULGARIA	29	135	80
USA	4 702	280 079	157 264	TUNISIA	13	116	64
CANADA	151	14 142	7 800	LIBYA	9	107	59
GREENLAND	1	408	226	EGYPT	519	42 347	24 666
JAMAICA	2	384	211	GAMBIA	31	82	46
VENEZUELA	1 813	87 314	47 546	GUINEA	1	560	311
ECUADOR	48	1 031	569	SIERRA LEONE	7	3 416	1 864
BRAZIL	329	3 838	1 956	LIBERIA	5	10 578	5 864
CHILE	31	1 364	760	CAMEROON	1	39 874	21 426
ARGENTINA	17	2 303	1 294	ZAIRE	1	2 594	1 588
CYPRUS	1	326	181	MADAGASCAR	3	1 620	964
LEBANON	7	54	30	MAURITIUS	1	10 000	5 522
IRAQ	19	5 600	3 202	REP S AFRICA	210	631	367
IRAN	47	1 096	617	USA	1 131	21 399	11 995
ISRAEL	38	1 606	895	CANADA	413	11 478	6 987
JORDAN	101	2 066	1 131	HONDURAS	2	1 097	594
SAUDI ARABIA	107	13 550	7 430	PANAMA	11	22 333	12 217
KUWAIT	15	3 535	1 964	BAHAMAS	2	1 190	664
BAHRAIN	2	555	305	ANTIGUA	3	23 002	12 453
ARAB EMIRAT	69	5 489	3 044	CAYMAN IS	4	221 481	119 518
PAKISTAN	19	2 128	1 198	ST VINCENT	1	3 569	1 998
INDIA	1 086	55 647	31 237	TRINIDAD TOB	2	54 560	30 276
THAILAND	1 114	91 629	49 402	NETH ANTILL	7	33 818	18 225
INDONESIA	175	11 375	6 284	COLOMBIA	2	567	306
MALAYSIA		231	132	VENEZUELA	1	77	41
BRUNEI		81	46	BRAZIL	5	202 054	110 416
SINGAPORE	20	3 563	1 978	CHILE	32	8 389	4 868
PHILIPPINES	33	989	553	URUGUAY	16	61	34
CHINA	5	939	516	ARGENTINA	10	59	35
SOUTH KOREA	16	1 042	581	CYPRUS	12	32 736	17 909

6 IMPORTS AND EXPORTS (SPECIAL TRADE) BY GROUPS OF THE SITC-REV. 11 AND BY COUNTRIES OF PRODUCTION AND CONSUMPTION 1987

GROUP COUNTRY	DT * 100 KG	1 000 DM	1 000 \$	GROUP COUNTRY	DT * 100 KG	1 000 DM	1 000 \$
IRAQ	3	10 154	5 465	HAITI	10	56	30
IRAN	536	2 047	1 224	BRAZIL	15	82	47
ISRAEL	55	112	63	IRAQ	8	263	141
BAHRAIN	3	210	115	ISRAEL	141	100	54
QATAR	1	170	93	PAKISTAN	46	60	32
ARAB EMIRAT	12	217 683	125 931	INDIA	1 164	1 453	813
OMAN	1	99 877	55 152	THAILAND	137	183	100
PAKISTAN	22	18 640	10 224	PHILIPPINES	1 506	1 778	980
INDIA	5	7 056	4 116	CHINA	2 623	1 523	862
BANGLADESH	10	16 858	9 416	SOUTH KOREA	2 314	7 539	4 195
SRI LANKA	1	292	157	JAPAN	2 389	6 828	3 845
THAILAND	8	18 079	10 250	TAIWAN	16 676	21 856	12 205
INDONESIA	4	65	35	HONG KONG	10 906	12 967	7 253
SINGAPORE	43	15 790	8 643	MACAO	138	115	62
CHINA	56	5 935	3 296				
JAPAN	227	1 557	875	EXPORTS	1 350 242	1 773 093	991 627
TAIWAN	1 830	8 963	5 096	FRANCE	287 232	274 753	153 333
HONG KONG	42	491	268	BELGIUM LUX	142 716	140 142	78 332
AUSTRALIA	209	263	148	NETHERLANDS	192 249	272 235	152 573
NEW ZEALAND	36	129	76	ITALY	110 311	173 132	97 359
N ZEAL OCEAN	1	4 000	2 150	UNITD KINGDOM	102 773	132 273	73 947
				IRELAND	6 183	4 787	2 663
801 INDUSTRIAL PLANT, CHAP 90				DENMARK	22 799	38 356	21 379
EXPORTS	21 234	217 675	122 077	GREECE	20 784	12 796	7 190
BELGIUM LUX	8	149	84	PORTUGAL	1 360	3 495	1 961
NETHERLANDS	10	306	169	SPAIN	24 883	27 793	15 610
UNITD KINGDOM	755	3 887	2 188	CANARY IS	391	1 083	604
SPAIN	94	3 511	2 115	CEUTA MEL	354	498	283
NORWAY	70	1 300	717	ICELAND	2 675	2 519	1 420
SWEDEN	70	338	187	NORWAY	17 935	43 400	24 222
AUSTRIA	10	335	182	SWEDEN	18 611	51 995	29 058
YUGOSLAVIA	336	401	220	FINLAND	4 444	17 523	9 789
TURKEY	207	5 472	3 052	SWITZERLAND	102 861	149 167	83 330
SOVIET UNION	3 655	16 282	8 968	AUSTRIA	165 552	192 203	107 302
POLAND	36	1 149	618	ANDORRA	31	160	88
CZECHOSLOVA	6	64	39	MALTA	744	812	451
HUNGARY	29	2 046	1 129	YUGOSLAVIA	4 345	10 238	5 857
BULGARIA	622	2 215	1 226	TURKEY	707	2 392	1 331
LIBYA	103	2 291	1 381	SOVIET UNION	1 014	1 401	788
EGYPT	107	521	496	POLAND	948	1 595	891
MALI	10	284	154	CZECHOSLOVA	991	2 171	1 231
NIGERIA	6	173	95	HUNGARY	675	1 870	874
REP S AFRICA	750	27 903	15 508	ROMANIA	23	61	35
BOTSWANA	301	84	46	BULGARIA	366	891	492
USA	227	5 355	2 945	MOROCCO	801	837	462
CANADA	82	4 762	2 610	ALGERIA	227	564	322
MEXICO	182	10 772	5 847	TUNISIA	193	312	173
COLOMBIA	225	1 563	863	LIBYA	720	1 996	1 110
BRAZIL	157	2 431	1 478	EGYPT	1 805	3 213	1 807
ARGENTINA	135	2 801	1 552	SUDAN	115	246	135
SYRIA	1 750	12 936	6 996	MALI	51	72	37
IRAQ	2 856	45 801	26 396	SENEGAL	119	353	197
SAUDI ARABIA	28	1 661	907	IVORY COAST	17	81	44
ARAB EMIRAT	516	5 213	2 869	GHANA	86	116	62
PAKISTAN	1	80	45	TOGO	27	53	30
INDIA	128	1 771	969	BENIN	149	205	116
SRI LANKA	66	168	93	NIGERIA	2 378	3 674	2 080
INDONESIA	314	17 701	10 498	CAMEROON	317	404	228
CHINA	6 800	25 165	13 933	CONGO	31	83	30
SOUTH KOREA	196	6 132	3 354	ZAIRE	116	238	135
TAIWAN	202	1 673	913	RWANDA	17	67	37
AUSTRALIA	46	2 113	1 144	BURUNDI	65	130	73
				ANGOLA	72	217	118
802 INDUSTRIAL PLANT, CHAP 94				ETHIOPIA	130	251	139
EXPORTS	2 187	3 725	2 032	DJIBOUTI	49	71	44
NIGERIA	56	234	130	KENYA	59	215	118
SYRIA	1 323	2 813	1 532	UGANDA	20	79	45
CHINA	799	202	110	TANZANIA	148	181	100
TAIWAN	9	471	257	MADAGASCAR	18	135	75
				ZIMBABWE	294	213	116
812 PLUMB, HEATING, LIGHTING EQU				MALAWI	36	60	32
IMPORTS	2 085 821	1 253 222	700 069	REP S AFRICA	2 862	5 768	3 207
FRANCE	243 844	145 814	81 189	USA	41 742	57 195	31 892
BELGIUM LUX	306 359	132 828	74 069	CANADA	2 999	9 323	5 178
NETHERLANDS	161 797	106 074	59 344	MEXICO	240	1 608	928
ITALY	520 122	354 365	198 031	GUATEMALA	47	115	69
UNITD KINGDOM	18 107	19 097	10 601	NICARAGUA	2	51	30
IRELAND	1 957	592	331	CUBA	12	68	38
DENMARK	70 192	42 595	23 802	HAITI	181	74	42
GREECE	690	725	423	DOMINIC REP	146	230	133
PORTUGAL	10 165	3 288	1 836	NETH ANTILL	161	381	212
SPAIN	11 192	10 498	5 874	COLOMBIA	112	398	221
NORWAY	3 705	6 854	3 828	VENEZUELA	55	267	156
SWEDEN	46 081	44 824	25 012	ECUADOR	230	496	279
FINLAND	89 836	34 291	19 189	PERU	111	425	237
SWITZERLAND	132 982	93 982	52 481	BRAZIL	9	128	66
AUSTRIA	236 183	140 883	78 876	CHILE	787	1 190	667
YUGOSLAVIA	45 912	17 351	9 712	BOLIVIA	7	76	43
TURKEY	49 638	11 754	6 570	URUGUAY	38	104	59
POLAND	11 264	2 671	1 504	ARGENTINA	73	694	394
CZECHOSLOVA	34 178	5 310	2 958	CYPRUS	1 397	1 472	830
HUNGARY	33 303	6 701	3 745	LEBANON	815	624	349
ROMANIA	15 022	3 497	1 979	SYRIA	935	663	363
BULGARIA	1 416	169	96	IRAQ	1 451	3 187	1 782
MOROCCO	80	423	236	IRAN	1 496	2 709	1 494
TANZANIA	362	212	122	ISRAEL	3 748	6 878	3 868
USA	3 144	13 283	7 444	JORDAN	993	880	497
CANADA	102	235	141	SAUDI ARABIA	9 853	22 271	12 408
				KUWAIT	2 747	5 486	3 063
				BAHRAIN	297	1 229	676
				QATAR	373	1 277	710
				ARAB EMIRAT	4 181	10 420	5 869
				OMAN	614	2 657	1 521

6 IMPORTS AND EXPORTS (SPECIAL TRADE) BY GROUPS OF THE SITC-REV. II AND BY COUNTRIES OF PRODUCTION AND CONSUMPTION 1987

GROUP COUNTRY	DT * 100 KG	1 000 DM	1 000 \$	GROUP COUNTRY	DT * 100 KG	1 000 DM	1 000 \$
NORTH YEMEN	236	1 018	558	YUGOSLAVIA	5 512	10 021	5 542
SOUTH YEMEN	8	70	41	TURKEY	2 966	4 493	2 518
AFGHANISTAN	3 961	5 491	3 017	SOVIET UNION	3 228	8 923	5 116
PAKISTAN	61	659	367	POLAND	2 080	5 313	2 979
INDIA	1 661	2 052	1 161	CZECHOSLOVA	1 178	2 159	1 209
BANGLADESH	449	1 342	731	HUNGARY	2 765	3 468	1 922
SRI LANKA	127	160	91	ROMANIA	680	425	238
THAILAND	294	1 341	750	BULGARIA	1 287	2 318	1 282
INDONESIA	375	919	511	MOROCCO	590	983	541
MALAYSIA	478	1 849	1 011	ALGERIA	844	1 458	793
BRUNEI	100	179	97	TUNISIA	1 566	1 464	828
SINGAPORE	2 011	4 998	2 805	LIBYA	3 305	5 130	2 880
PHILIPPINES	175	408	227	EGYPT	996	2 409	1 350
CHINA	900	2 623	1 457	SUDAN	799	742	410
SOUTH KOREA	997	2 465	1 363	MALI	194	464	250
JAPAN	4 002	9 057	5 043	CHAD	74	62	34
TAIWAN	645	1 401	782	SENEGAL	289	192	105
HONG KONG	3 523	8 064	4 502	GUIN BISSAU	77	109	57
AUSTRALIA	8 762	14 207	7 954	GUINEA	407	445	246
PAPUA NEW G	24	74	43	SIERRA LEONE	89	106	58
NEW ZEALAND	590	1 766	1 002	LIBERIA	61	107	63
FR POLYNESIA	73	114	60	IVORY COAST	37	77	42
				GHANA	414	371	207
621 FURNITURE				TOGO	166	178	100
IMPORTS	6 743 251	4 333 592	2 422 238	BENIN	134	166	92
FRANCE	368 601	259 581	144 976	NIGERIA	5 123	7 991	4 374
BELGIUM LUX	389 534	345 879	193 558	CAMEROON	542	1 141	653
NETHERLANDS	350 126	297 405	166 512	CENT AFR REP	427	335	185
ITALY	1 282 592	1 119 842	625 810	GABON	174	61	33
UNITD KINGDOM	119 953	121 895	68 038	ZAIRE	284	418	232
IRELAND	1 262	3 204	1 798	BURUNDI	101	104	57
DENMARK	467 207	383 942	215 126	ANGOLA	316	142	79
GREECE	3 052	1 667	927	ETHIOPIA	566	998	560
PORTUGAL	58 199	18 202	10 236	DJIBOUTI	877	311	174
SPAIN	54 012	63 338	35 656	SOMALIA	295	249	142
NORWAY	18 565	25 997	14 529	KENYA	163	415	227
SWEDEN	445 630	222 518	124 594	UGANDA	161	192	110
FINLAND	90 968	48 259	26 939	TANZANIA	494	396	221
SWITZERLAND	205 897	230 793	128 661	SEYCHELLES	24	75	44
AUSTRIA	293 923	315 161	175 882	BRIT IND OC	649	226	130
MALTA	115	78	44	MADAGASCAR	45	151	85
YUGOSLAVIA	326 192	139 775	77 824	REUNION	223	113	63
TURKEY	8 826	3 586	1 995	MAURITIUS	62	1 052	620
SOVIET UNION	94 289	23 506	13 152	ZAMBIA	111	114	67
POLAND	362 683	99 609	55 645	ZIMBABWE	157	124	66
CZECHOSLOVA	223 343	53 067	29 600	REP S AFRICA	6 246	8 044	4 503
HUNGARY	168 665	59 894	33 578	SWAZILAND	227	345	191
ROMANIA	1 126 270	315 315	176 189	USA	359 126	342 382	190 972
BULGARIA	39 972	8 945	5 011	CANADA	35 515	30 349	16 990
MOROCCO	112	67	36	MEXICO	1 156	2 474	1 359
REP S AFRICA	33 680	10 500	5 858	BERMUDA	165	229	126
BOTSWANA	441	241	134	GUATEMALA	144	226	131
SWAZILAND	1 657	524	292	PANAMA	889	295	164
USA	21 748	32 891	18 311	CUBA	390	3 508	1 982
CANADA	3 380	2 462	1 375	HAITI	55	55	30
MEXICO	61	65	37	BAHAMAS	147	517	285
PERU	63	81	43	AM VIRGIN IS	73	100	54
BRAZIL	4 451	4 961	2 764	GUADELOUPE	264	521	306
CHILE	137	167	90	BRIT VIRG IS	393	134	73
CYPRUS	271	142	78	CAYMAN IS	1 095	387	211
LEBANON	156	97	54	JAMAICA	58	520	287
ISRAEL	5 844	4 587	2 571	NETH ANTILL	1 654	934	540
PAKISTAN	219	153	86	COLOMBIA	50	203	114
INDIA	597	1 073	602	VENEZUELA	462	1 015	565
SRI LANKA	211	86	45	FRENCH GUIAN	257	104	60
THAILAND	25 918	20 546	11 481	ECUADOR	116	977	526
INDONESIA	7 407	3 814	2 121	PERU	89	280	152
MALAYSIA	1 594	859	479	BRAZIL	346	1 578	877
SINGAPORE	1 068	832	465	CHILE	276	511	286
PHILIPPINES	7 158	6 706	3 741	BOLIVIA	89	159	91
CHINA	25 111	21 165	11 778	ARGENTINA	79	207	111
SOUTH KOREA	3 327	2 689	1 505	CYPRUS	735	1 166	650
JAPAN	4 677	8 019	4 481	LEBANON	1 218	1 374	785
TAIWAN	88 666	44 011	24 544	SYRIA	304	510	280
HONG KONG	4 106	4 520	2 514	IRAQ	2 236	2 029	1 110
MACAO	93	127	70	IRAN	304	1 858	1 040
AUSTRALIA	126	282	150	ISRAEL	7 162	7 933	4 429
EXPORTS	7 363 448	5 997 726	3 347 653	JORDAN	2 920	6 682	3 702
FRANCE	943 729	744 452	415 613	SAUDI ARABIA	49 536	29 333	16 366
BELGIUM LUX	811 859	591 015	329 908	KUWAIT	7 831	8 527	4 741
NETHERLANDS	1 485 092	1 108 798	618 621	BAHRAIN	2 921	2 972	1 640
ITALY	151 738	165 198	92 177	QATAR	1 604	1 667	929
UNITD KINGDOM	773 530	654 942	365 110	ARAB EMIRAT	7 265	5 481	3 063
IRELAND	16 642	15 170	8 442	OMAN	4 041	2 364	1 309
DENMARK	134 845	92 372	51 506	NORTH YEMEN	502	1 608	909
GREECE	19 828	21 716	12 114	SOUTH YEMEN	204	175	94
PORTUGAL	6 587	9 330	5 228	PAKISTAN	903	2 489	1 387
SPAIN	52 462	50 998	28 425	INDIA	276	2 662	1 483
CANARY IS	3 380	6 033	3 374	BANGLADESH	254	403	227
CEUTA MEL	112	145	81	SRI LANKA	284	305	169
ICELAND	6 196	9 993	5 628	BURMA	47	69	42
FAROE IS	82	107	59	THAILAND	1 011	8 026	4 448
NORWAY	44 734	57 450	32 079	INDONESIA	1 032	1 747	974
SWEDEN	156 659	126 762	70 859	MALAYSIA	281	477	273
FINLAND	22 663	28 461	15 889	BRUNEI	47	140	76
SWITZERLAND	949 316	853 944	476 461	SINGAPORE	16 489	12 621	7 079
AUSTRIA	1 113 978	729 857	407 932	PHILIPPINES	340	945	521
ANDORRA	107	191	108	CHINA	2 878	3 550	2 046
GIBRALTAR	262	313	174	NORTH KOREA	98	171	93
MALTA	375	979	545	SOUTH KOREA	1 980	3 747	2 094
				JAPAN	55 092	100 788	56 317
				TAIWAN	4 078	6 067	3 373
				HONG KONG	13 521	14 996	8 470
				AUSTRALIA	28 187	28 890	16 116

6 IMPORTS AND EXPORTS (SPECIAL TRADE) BY GROUPS OF THE SITC-REV. II AND BY COUNTRIES OF PRODUCTION AND CONSUMPTION 1987

GROUP COUNTRY	DT * 100 KG	1 000 DM	1 000 \$	GROUP COUNTRY	DT * 100 KG	1 000 DM	1 000 \$
PAPUA NEW G	82	184	102	REUNION	22	111	59
NEW ZEALAND	2 251	3 925	2 219	REP S AFRICA	61	314	171
NEW CALEDON	284	209	118	USA	2 445	24 331	13 569
FIJI	20	88	53	CANADA	11 321	9 641	5 366
FR POLYNESIA	331	246	136	BERMUDA	4	57	31
831 TRAVEL GOODS, HANDBAGS				COSTA RICA	4	75	41
IMPORTS	537 372	1 066 252	593 132	PANAMA	39	102	54
FRANCE	6 885	28 848	16 060	BAHAMAS	12	265	150
BELGIUM LUX	27 447	30 904	17 305	AM VIRGIN IS		64	36
NETHERLANDS	25 488	39 224	21 883	GUADELOUPE	28	142	81
ITALY	44 083	227 432	126 391	MARTINIQUE	22	74	42
UNTD KINGDOM	3 303	9 640	5 395	CAYMAN IS	2	86	49
IRELAND	777	3 788	2 081	NETH ANTILL	36	192	108
DENMARK	3 340	4 688	2 659	VENEZUELA	58	178	108
GREECE	310	1 353	759	FRENCH GUIAN	17	63	34
PORTUGAL	24	127	70	CYPRUS	21	78	41
SPAIN	892	5 016	2 775	IRAN	5	95	52
NORWAY	76	212	123	ISRAEL	291	744	412
SWEDEN	721	1 429	791	JORDAN	36	424	243
FINLAND	98	325	180	SAUDI ARABIA	202	2 790	1 563
SWITZERLAND	3 348	6 516	3 654	KUWAIT	95	905	496
AUSTRIA	3 803	6 583	3 670	BAHRAIN	16	294	163
MALTA	135	700	387	QATAR	19	191	110
YUGOSLAVIA	10 424	13 210	7 358	ARAB EMIRAT	55	563	313
TURKEY	3 271	14 637	8 247	OMAN	17	79	45
POLAND	2 994	9 634	5 439	THAILAND	2	74	41
CZECHOSLOVA	6 508	12 976	7 234	MALAYSIA	19	161	90
HUNGARY	7 188	9 698	5 443	SINGAPORE	206	6 360	3 603
ROMANIA	6 576	5 031	2 792	PHILIPPINES	1	79	44
BULGARIA	1 641	937	528	SOUTH KOREA	68	2 528	1 415
MOROCCO	115	481	266	JAPAN	966	29 432	16 394
TUNISIA	964	4 275	2 386	TAIWAN	40	305	175
EGYPT	322	1 943	1 108	HONG KONG	662	15 539	8 675
ETHIOPIA	388	819	455	AUSTRALIA	311	1 261	704
KENYA	354	557	308	AMER OCEANIA	3	69	39
REP S AFRICA	19	955	541	842 MENS OUTERWEAR NOT KNIT			
USA	1 255	5 628	3 146	IMPORTS	1 084 362	4 286 304	2 381 529
CANADA	47	228	126	FRANCE	12 564	67 813	37 672
MEXICO	24	172	97	BELGIUM LUX	36 244	153 020	85 293
ST LUCIA	40	54	30	NETHERLANDS	12 730	63 028	35 045
COLOMBIA	115	592	333	ITALY	115 775	703 720	390 786
BRAZIL	2 590	6 941	3 829	UNTD KINGDOM	8 175	49 551	27 624
PARAGUAY	41	107	61	IRELAND	905	4 917	2 764
ARGENTINA	15	62	36	DENMARK	4 441	22 009	12 290
CYPRUS	141	163	88	GREECE	33 783	128 965	71 817
LEBANON	46	320	180	PORTUGAL	22 306	135 289	74 998
SYRIA	39	210	119	SPAIN	10 279	32 790	18 260
ISRAEL	668	1 188	659	NORWAY	69	582	329
AFGHANISTAN	27	72	41	SWEDEN	525	3 426	1 910
PAKISTAN	6 273	5 914	3 290	FINLAND	1 736	25 780	14 256
INDIA	7 287	42 245	23 497	SWITZERLAND	5 656	47 938	26 648
BANGLADESH	233	264	143	AUSTRIA	15 702	112 709	62 709
SRI LANKA	151	328	182	MALTA	16 023	83 657	46 505
THAILAND	14 417	40 367	22 415	YUGOSLAVIA	87 431	490 686	273 232
INDONESIA	42	223	125	TURKEY	59 931	202 129	112 769
MALAYSIA	1 286	372	211	POLAND	21 801	101 097	56 320
SINGAPORE	4 190	1 320	725	CZECHOSLOVA	19 032	53 394	29 837
PHILIPPINES	578	975	546	HUNGARY	12 041	52 824	29 407
CHINA	88 143	129 081	71 749	ROMANIA	16 935	81 341	45 014
NORTH KOREA	31	62	34	BULGARIA	3 366	7 216	4 027
SOUTH KOREA	84 429	145 805	81 019	ALBANIA	125	213	116
JAPAN	2 104	10 188	5 679	MOROCCO	7 010	30 180	16 704
TAIWAN	123 068	164 529	91 391	TUNISIA	39 343	155 609	86 892
HONG KONG	38 074	65 338	36 222	EGYPT	68	467	259
MACAO	442	1 290	720	MAURITIUS	2 307	17 590	9 762
EXPORTS	171 415	431 229	240 462	ZIMBABWE	828	1 904	1 039
FRANCE	26 403	42 152	23 546	REP S AFRICA	1 226	2 550	1 428
BELGIUM LUX	14 503	28 932	16 121	LESOTHO	185	577	324
NETHERLANDS	44 343	46 487	25 888	USA	1 435	6 561	3 611
ITALY	5 454	11 624	6 511	CANADA	78	515	284
UNTD KINGDOM	9 142	20 134	11 239	MEXICO	540	718	411
IRELAND	609	1 270	708	HAITI	190	369	212
DENMARK	4 351	14 154	7 929	COLOMBIA	647	2 091	1 149
GREECE	369	907	505	PERU	73	107	59
PORTUGAL	1 047	2 405	1 344	BRAZIL	5 166	8 314	4 691
SPAIN	939	2 991	1 675	BOLIVIA	11	58	31
CANARY IS	101	373	211	PARAGUAY	35	71	38
CEUTA MEL	10	185	100	URUGUAY	316	1 079	595
ICELAND	491	2 472	1 386	ARGENTINA	1 043	1 715	951
NORWAY	2 335	7 273	4 061	CYPRUS	976	2 937	1 608
SWEDEN	3 437	8 302	4 627	LEBANON	49	139	78
FINLAND	890	2 926	1 624	IRAN	99	97	54
SWITZERLAND	18 492	75 450	42 061	ISRAEL	2 241	9 498	5 293
AUSTRIA	18 269	60 643	33 750	ARAB EMIRAT	25	65	37
ANDORRA	27	143	77	PAKISTAN	11 671	21 614	12 058
MALTA	56	939	526	INDIA	7 348	23 528	13 111
YUGOSLAVIA	898	543	299	BANGLADESH	2 799	6 247	3 574
TURKEY	61	291	159	SRI LANKA	15 064	43 288	24 044
SOVIET UNION	68	211	119	NEPAL	45	130	68
POLAND	614	263	145	THAILAND	28 021	69 433	38 627
CZECHOSLOVA	326	221	131	INDONESIA	8 828	15 701	8 724
HUNGARY	250	330	183	MALAYSIA	5 423	13 705	7 579
BULGARIA	33	96	50	SINGAPORE	9 206	26 932	15 018
TUNISIA	158	341	188	PHILIPPINES	10 984	28 519	15 853
LIBYA	26	58	31	CHINA	117 767	268 106	149 194
CAMEROON	195	87	47	NORTH KOREA	200	579	342
ZAIRE	2	87	49	SOUTH KOREA	63 488	241 805	133 700
ETHIOPIA	10	55	30	JAPAN	16 168	65 437	36 503
KENYA	13	59	33	TAIWAN	42 689	118 237	65 469
				HONG KONG	144 741	432 728	238 836
				MACAO	18 419	42 690	23 635

6 IMPORTS AND EXPORTS (SPECIAL TRADE) BY GROUPS OF THE SITC-REV. II AND BY COUNTRIES OF PRODUCTION AND CONSUMPTION 1987

GROUP COUNTRY	DT * 100 KG	1 000 DM	1 000 \$	GROUP COUNTRY	DT * 100 KG	1 000 DM	1 000 \$
AUSTRALIA	25	262	145	MEXICO	33	172	96
EXPORTS	208 425	1 552 574	860 139	GUATEMALA	61	475	267
FRANCE	18 773	150 285	83 034	COLOMBIA	1 137	4 181	2 332
BELGIUM LUX	27 156	202 469	112 274	BRAZIL	5 730	15 686	8 777
NETHERLANDS	71 546	470 056	259 936	CHILE	30	211	115
ITALY	5 147	54 162	30 108	PARAGUAY	22	66	36
UNTD KINGDOM	12 773	126 853	70 606	URUGUAY	167	804	448
IRELAND	886	9 202	5 100	ARGENTINA	35	61	34
DENMARK	6 114	32 850	18 237	CYPRUS	808	7 232	4 024
GREECE	4 669	8 917	4 980	LEBANON	43	331	192
PORTUGAL	1 209	5 159	2 852	ISRAEL	2 444	18 406	10 225
SPAIN	724	7 169	3 963	ARAB EMIRAT	91	232	133
CANARY IS	17	146	83	AFGHANISTAN	44	111	60
CEUTA MEL	6	95	50	PAKISTAN	17 768	37 762	21 046
ICELAND	260	3 625	2 033	INDIA	47 883	190 842	105 811
NORWAY	650	9 000	4 962	BANGLADESH	3 760	10 042	5 633
SWEDEN	1 393	18 841	10 383	SRI LANKA	12 171	42 570	23 583
FINLAND	295	3 697	2 064	NEPAL	33	139	76
SWITZERLAND	15 283	147 610	81 544	THAILAND	23 551	76 342	42 461
AUSTRIA	22 740	195 284	108 621	INDONESIA	5 581	18 310	10 132
ANDORRA	21	315	177	MALAYSIA	2 697	8 192	4 563
MALTA	2 156	11 653	6 480	SINGAPORE	2 768	9 289	5 100
YUGOSLAVIA	4 637	9 873	5 450	PHILIPPINES	10 148	37 164	20 629
TURKEY	67	448	248	CHINA	92 732	266 975	148 564
SOVIET UNION	10	180	100	NORTH KOREA	2 807	7 803	4 280
POLAND	1 736	5 796	3 241	SOUTH KOREA	59 299	263 764	145 790
CZECHOSLOVA	577	2 863	1 563	JAPAN	1 069	6 707	3 696
HUNGARY	489	1 915	1 069	TAIWAN	42 877	173 630	96 472
ROMANIA	45	256	138	HONG KONG	140 637	695 131	385 457
BULGARIA	114	437	237	MACAO	17 574	50 826	28 136
MOROCCO	56	305	167	AUSTRALIA	9	233	132
ALGERIA	17	253	137	EXPORTS	291 224	3 344 578	1 846 922
TUNISIA	3 514	11 794	6 538	FRANCE	22 343	240 626	132 451
LIBYA	12	97	50	BELGIUM LUX	24 969	311 900	171 661
EGYPT	288	590	339	NETHERLANDS	76 448	794 820	438 263
NIGERIA	77	488	272	ITALY	3 835	49 578	27 471
ETHIOPIA	5	90	47	UNTD KINGDOM	25 149	340 270	188 474
UGANDA	71	103	60	IRELAND	4 651	49 361	27 203
TANZANIA	18	76	39	DENMARK	11 554	87 837	48 450
REP S AFRICA	22	346	192	GREECE	7 237	25 247	14 034
USA	1 200	2 542	1 188	PORTUGAL	359	3 696	2 049
CANADA	636	14 466	7 959	SPAIN	1 404	20 634	11 335
NETH ANTILL	16	212	121	CANARY IS	98	1 387	785
BOLIVIA	63	431	234	CEUTA MEL	23	360	193
ARGENTINA	14	171	96	ICELAND	340	5 538	3 091
CYPRUS	36	284	159	FAROE IS		52	30
LEBANON	47	746	424	NORWAY	4 879	82 704	45 497
IRAN	10	77	43	SWEDEN	5 020	76 262	41 991
ISRAEL	40	197	108	FINLAND	1 622	25 118	13 835
JORDAN	97	1 752	972	SWITZERLAND	35 902	489 246	270 274
SAUDI ARABIA	200	2 390	1 346	AUSTRIA	43 085	490 220	271 533
KUWAIT	329	3 647	2 065	ANDORRA	42	1 309	722
BAHRAIN	1	115	65	GIBRALTAR	1	159	86
QATAR	13	208	114	MALTA	1 061	3 543	1 949
ARAB EMIRAT	134	1 456	819	YUGOSLAVIA	1 888	8 918	4 988
PAKISTAN	109	434	242	TURKEY	156	955	532
INDIA	6	98	57	SOVIET UNION	655	5 465	3 020
SINGAPORE	8	184	106	POLAND	799	2 716	1 510
CHINA	1 317	1 872	1 048	CZECHOSLOVA	444	2 512	1 381
SOUTH KOREA	6	69	37	HUNGARY	1 214	5 681	3 178
JAPAN	211	4 124	2 291	ROMANIA	64	478	259
HONG KONG	169	2 829	1 571	BULGARIA	86	361	197
AUSTRALIA	23	605	340	MOROCCO	4 153	18 145	10 103
NEW ZEALAND	19	403	220	TUNISIA	3 110	10 595	5 927
				LIBYA	7	107	46
				EGYPT	29	709	396
				ETHIOPIA		87	35
				TANZANIA	18	134	73
				MOZAMBIQUE	14	167	84
				REP S AFRICA	173	4 387	2 450
				USA	3 111	75 359	41 693
				CANADA	2 764	42 651	23 529
				BERMUDA		207	111
				ARUBA	4	63	32
				NETH ANTILL	3	113	56
				VENEZUELA		59	33
				CHILE	40	535	292
				BOLIVIA	4	55	30
				ARGENTINA	17	193	105
				CYPRUS	29	585	319
				LEBANON	106	2 549	1 405
				SYRIA	3	121	66
				ISRAEL	190	1 204	665
				JORDAN	136	3 089	1 714
				SAUDI ARABIA	169	2 997	1 670
				KUWAIT	336	5 365	2 971
				BAHRAIN	3	374	204
				QATAR	4	166	82
				ARAB EMIRAT	103	1 821	1 029
				OMAN	11	265	145
				INDONESIA		121	66
				MALAYSIA		74	42
				SINGAPORE	10	670	380
				CHINA	2	73	35
				SOUTH KOREA	19	546	300
				JAPAN	601	24 098	13 520
				TAIWAN	14	926	505
				HONG KONG	335	10 254	5 626
				AUSTRALIA	298	7 239	4 077
				NEW ZEALAND	1	289	161
643 WOMENS OUTERWEAR NONKNIT							
IMPORTS	1 197 377	6 479 820	3 598 749				
FRANCE	28 735	333 159	184 599				
BELGIUM LUX	17 974	121 388	67 717				
NETHERLANDS	30 133	228 744	127 069				
ITALY	100 783	830 595	461 065				
UNTD KINGDOM	20 206	167 155	93 234				
IRELAND	2 931	18 140	10 062				
DENMARK	4 880	32 360	17 960				
GREECE	77 941	439 248	244 419				
PORTUGAL	28 645	187 284	104 264				
SPAIN	1 757	13 470	7 490				
ICELAND	13	108	57				
NORWAY	117	844	472				
SWEDEN	230	1 396	777				
FINLAND	1 960	25 797	14 279				
SWITZERLAND	3 457	56 422	31 273				
AUSTRIA	23 476	260 142	144 300				
MALTA	11 401	59 399	33 024				
YUGOSLAVIA	84 878	575 674	319 751				
TURKEY	124 588	427 640	238 002				
POLAND	22 521	151 686	84 271				
CZECHOSLOVA	4 904	22 766	12 588				
HUNGARY	24 589	164 521	91 502				
ROMANIA	28 162	143 714	79 480				
BULGARIA	5 114	23 208	12 847				
MOROCCO	22 433	112 568	62 721				
TUNISIA	28 853	126 231	70 295				
EGYPT	140	1 020	559				
IVORY COAST	26	67	37				
MAURITIUS	778	2 809	1 575				
ZIMBABWE	422	2 003	1 117				
REP S AFRICA	260	1 047	592				
USA	607	5 258	2 895				
CANADA	16	124	68				

6 IMPORTS AND EXPORTS (SPECIAL TRADE) BY GROUPS OF THE SITC-REV. II AND BY COUNTRIES OF PRODUCTION AND CONSUMPTION 1987

GROUP COUNTRY	DT = 100 KG	1 000 DM	1 000 \$	GROUP COUNTRY	DT = 100 KG	1 000 DM	1 000 \$
844 UNDERWEAR NOT KNIT							
IMPORTS	358 060	1 317 711	732 000	DENMARK	11 797	78 785	44 146
FRANCE	1 033	14 061	7 824	GREECE	86 213	350 640	195 543
BELGIUM LUX	577	4 134	2 292	PORTUGAL	58 257	222 734	124 206
NETHERLANDS	3 080	15 693	8 763	SPAIN	6 788	27 404	15 260
ITALY	6 997	72 601	40 219	ICELAND	170	1 991	1 112
UNITED KINGDOM	2 686	9 985	5 582	NORWAY	148	1 191	664
IRELAND	56	538	298	SWEDEN	303	2 772	1 548
DENMARK	737	2 664	1 488	FINLAND	2 053	16 651	9 200
GREECE	932	2 786	1 552	SWITZERLAND	4 890	53 870	30 065
PORTUGAL	7 151	41 076	22 758	AUSTRIA	13 005	136 185	75 638
SPAIN	314	1 618	896	MALTA	2 375	11 995	6 645
NORWAY	35	195	108	YUGOSLAVIA	39 487	224 776	125 227
SWEDEN	70	1 727	949	TURKEY	175 990	600 040	334 374
FINLAND	30	275	152	POLAND	8 189	31 338	17 387
SWITZERLAND	502	11 687	6 495	CZECHOSLOVAKIA	8 058	22 613	12 575
AUSTRIA	4 928	34 269	19 028	HUNGARY	11 582	55 614	30 870
MALTA	144	1 272	711	ROMANIA	19 948	47 707	26 589
YUGOSLAVIA	22 967	112 248	62 520	BULGARIA	9 832	23 187	12 865
TURKEY	34 306	94 701	52 490	MOROCCO	17 806	87 218	48 781
POLAND	11 274	52 295	29 090	TUNISIA	10 885	55 166	30 842
CZECHOSLOVAKIA	3 431	11 258	6 270	EGYPT	1 452	2 869	1 606
HUNGARY	706	2 466	1 383	IVORY COAST	90	238	130
ROMANIA	9 055	23 779	13 286	MADAGASCAR	12	55	30
BULGARIA	6 338	12 901	7 255	MAURITIUS	15 145	66 521	37 219
ALBANIA	705	1 451	794	ZIMBABWE	60	167	92
MOROCCO	1 072	4 938	2 763	REP S AFRICA	751	3 020	1 680
TUNISIA	11 794	61 293	34 202	SWAZILAND	30	93	53
EGYPT	888	803	444	LESOTHO	59	197	109
MAURITIUS	138	531	305	USA	546	3 413	1 903
REP S AFRICA	531	1 192	654	CANADA	66	409	225
USA	97	790	433	BERMUDA	32	65	35
CANADA	8	115	66	JAMAICA	324	1 329	750
BRAZIL	519	1 065	592	PERU	166	725	413
CYPRUS	907	4 968	2 772	BRAZIL	5 997	17 387	9 719
ISRAEL	203	998	548	CHILE	38	334	182
PAKISTAN	3 419	5 432	3 042	BOLIVIA	25	170	99
INDIA	29 368	97 311	53 741	URUGUAY	85	428	243
BANGLADESH	15 796	33 081	18 623	CYPRUS	400	2 193	1 218
SRI LANKA	2 945	7 510	4 163	LEBANON	316	748	411
NEPAL	29	87	50	IRAN	40	89	51
THAILAND	2 335	6 615	3 660	ISRAEL	5 910	45 901	25 585
VIETNAM	496	930	537	PAKISTAN	12 687	23 440	13 014
INDONESIA	6 432	14 395	8 036	INDIA	16 024	45 633	25 166
MALAYSIA	2 602	7 793	4 315	BANGLADESH	382	893	497
SINGAPORE	946	3 259	1 811	SRI LANKA	354	1 955	1 072
PHILIPPINES	803	3 972	2 184	NEPAL	28	85	47
CHINA	22 043	44 722	24 688	THAILAND	39 842	114 226	63 317
SOUTH KOREA	37 140	136 852	76 105	INDONESIA	9 639	28 762	16 048
JAPAN	220	1 441	808	MALAYSIA	11 985	32 185	18 044
TAIWAN	19 617	61 100	33 829	SINGAPORE	13 766	47 674	26 744
HONG KONG	67 694	259 071	143 777	PHILIPPINES	20 874	52 386	29 050
MACAO	11 813	31 569	17 539	CHINA	32 223	92 379	51 415
EXPORTS	44 536	254 406	141 011	SOUTH KOREA	46 338	147 701	81 856
FRANCE	4 193	24 923	13 776	JAPAN	561	2 685	1 483
BELGIUM LUX	4 608	29 760	16 539	TAIWAN	59 102	227 123	125 734
NETHERLANDS	21 440	93 394	51 701	HONG KONG	110 733	585 906	326 012
ITALY	2 977	11 880	6 581	MACAO	30 127	136 856	76 222
UNITED KINGDOM	2 621	14 371	7 953	AUSTRALIA	81	601	353
IRELAND	96	1 055	592	EXPORTS	189 202	1 719 877	951 187
DENMARK	1 858	8 886	4 918	FRANCE	13 021	115 338	63 876
GREECE	6	71	42	BELGIUM LUX	15 978	183 556	101 184
PORTUGAL	144	742	415	NETHERLANDS	58 993	450 939	249 178
SPAIN	29	545	294	ITALY	3 199	29 759	16 587
CANARY IS	7	54	31	UNITED KINGDOM	8 341	89 207	49 369
CEUTA MEL	5	57	31	DENMARK	856	13 737	7 542
ICELAND	63	668	372	GREECE	9 228	47 606	26 332
NORWAY	161	2 107	1 163	PORTUGAL	1 839	6 070	3 383
SWEDEN	65	620	344	SPAIN	935	4 870	2 711
FINLAND	68	731	405	CANARY IS	795	8 301	4 611
SWITZERLAND	2 862	29 089	16 104	CEUTA MEL	65	932	524
AUSTRIA	2 194	23 745	13 221	ICELAND	3	89	48
YUGOSLAVIA	262	1 382	764	NORWAY	358	4 086	2 276
POLAND	257	917	536	SWEDEN	1 726	25 900	14 252
CZECHOSLOVAKIA	13	66	36	FINLAND	1 438	20 333	11 212
TUNISIA	34	516	290	SWITZERLAND	738	8 938	4 958
TANZANIA	22	96	55	AUSTRIA	25 004	287 079	158 634
USA	256	5 211	2 902	ANDORRA	28 825	280 153	155 173
CANADA	28	484	274	GIBRALTAR	17	467	261
NETH ANTILL	6	65	36	MALTA	51	64	32
CYPRUS	13	137	72	YUGOSLAVIA	5 550	27 538	15 408
SAUDI ARABIA	25	300	167	TURKEY	238	1 237	703
KUWAIT	41	401	227	SOVIET UNION	48	946	517
BAHRAIN	2	61	34	POLAND	276	1 150	625
ARAB EMIRAT	41	414	230	CZECHOSLOVAKIA	272	1 640	927
SINGAPORE	5	211	116	HUNGARY	2 443	12 593	7 080
JAPAN	8	296	162	ROMANIA	216	950	515
HONG KONG	26	513	286	BULGARIA	56	704	392
AUSTRALIA	11	180	102	MOROCCO	2 518	11 520	6 400
				TUNISIA	1 773	4 125	2 296
				EGYPT	26	309	169
				NIGERIA	5	83	45
				ETHIOPIA	10	94	47
				KENYA	7	64	31
				TANZANIA	40	81	40
				REP S AFRICA	54	1 395	769
				USA	1 706	31 759	17 627
				CANADA	1 169	19 240	10 599
				BERMUDA	5	188	103
				PANAMA	6	103	58
				CUBA	6	90	48
				CHILE	37	473	265
845 OUTERWEAR KNIT NONELASTIC							
IMPORTS	1 368 778	6 793 742	3 780 721				
FRANCE	21 131	218 958	121 158				
BELGIUM LUX	8 055	41 117	23 072				
NETHERLANDS	25 435	130 470	72 676				
ITALY	366 906	2 500 474	1 390 562				
UNITED KINGDOM	22 157	156 031	87 448				
IRELAND	957	7 686	4 281				

6 IMPORTS AND EXPORTS (SPECIAL TRADE) BY GROUPS OF THE SITC-REV. II AND BY COUNTRIES OF PRODUCTION AND CONSUMPTION 1987

GROUP COUNTRY	DT * 100 KG	1 000 DM	1 000 \$	GROUP COUNTRY	DT * 100 KG	1 000 DM	1 000 \$
URUGUAY	9	70	35	ICELAND	316	3 059	1 719
CYPRUS	28	463	253	NORWAY	530	5 511	3 053
LEBANON	54	1 055	582	SWEDEN	638	6 343	3 512
SYRIA	8	79	43	FINLAND	399	3 802	2 132
ISRAEL	146	779	433	SWITZERLAND	11 707	95 453	53 086
JORDAN	24	565	313	AUSTRIA	15 142	105 083	58 548
SAUDI ARABIA	105	1 558	860	MALTA	27	143	82
KUWAIT	138	1 697	963	YUGOSLAVIA	31 392	120 750	67 306
BAHRAIN		123	68	TURKEY	29	274	152
QATAR	14	158	80	SOVIET UNION	9	178	90
ARAB EMIRAT	20	480	259	POLAND	292	1 145	660
PAKISTAN	21	92	46	CZECHOSLOVA	311	1 800	1 009
INDIA	8	65	33	HUNGARY	4 726	37 562	20 973
SINGAPORE	18	462	256	ROMANIA	4	84	48
SOUTH KOREA	66	321	173	BULGARIA	253	506	289
JAPAN	291	8 343	4 628	MOROCCO	6 445	3 747	2 077
TAIWAN	10	422	230	TUNISIA	6 736	19 403	10 814
HONG KONG	172	4 251	2 334	CAMEROON	24	126	70
AUSTRALIA	126	3 138	1 764	DJIBOUTI		62	33
NEW ZEALAND	7	267	154	TANZANIA	28	103	57
				MOZAMBIQUE	54	96	47
846 UNDERWEAR KNITTED				REP S AFRICA	16	254	139
IMPORTS	703 029	2 606 227	1 450 024	USA	419	4 297	2 392
FRANCE	13 453	127 154	70 458	CANADA	166	2 451	1 368
BELGIUM LUX	1 910	11 151	6 235	COSTA RICA	10	172	97
NETHERLANDS	13 273	45 954	25 629	PANAMA	1	63	34
ITALY	89 896	386 087	214 905	CHILE	20	211	118
UNTD KINGDOM	5 223	28 717	16 025	PARAGUAY	7	90	50
IRELAND	7 928	15 112	8 415	URUGUAY	6	71	39
DENMARK	3 014	21 188	11 854	CYPRUS	63	289	160
GREECE	95 207	310 977	173 185	LEBANON	15	222	123
PORTUGAL	34 404	130 279	72 551	ISRAEL	157	1 362	762
SPAIN	1 882	10 943	6 077	JORDAN	12	179	106
ICELAND	12	267	153	SAUDI ARABIA	131	1 736	970
NORWAY	54	607	336	KUWAIT	77	861	476
SWEDEN	376	4 770	2 667	BAHRAIN	6	123	67
FINLAND	220	2 750	1 512	QATAR	19	296	167
SWITZERLAND	8 802	91 250	50 793	ARAB EMIRAT	42	586	327
AUSTRIA	5 631	48 108	26 726	MALAYSIA	3	58	31
MALTA	264	1 414	784	SINGAPORE	8	177	101
YUGOSLAVIA	56 216	260 783	145 317	PHILIPPINES	85	163	88
TURKEY	72 481	229 092	127 101	SOUTH KOREA	10	120	67
SOVIET UNION	63	63	38	JAPAN	241	6 285	3 528
POLAND	6 660	14 254	7 948	TAIWAN	9	108	59
CZECHOSLOVA	10 442	20 082	11 170	HONG KONG	34	606	332
HUNGARY	7 041	49 375	27 564	AUSTRALIA	9	188	102
ROMANIA	13 436	23 239	12 961				
BULGARIA	4 169	5 223	2 933	847 TYTL CLTHNG ACCESRYS NES			
MOROCCO	8 880	14 100	7 846	IMPORTS	261 671	880 836	490 752
TUNISIA	6 290	27 224	15 195	FRANCE	4 450	32 513	18 126
EGYPT	4 747	9 404	5 231	BELGIUM LUX	1 867	7 884	4 389
ETHIOPIA	149	209	123	NETHERLANDS	3 550	13 499	7 587
TANZANIA	251	331	183	ITALY	69 078	274 542	152 832
MAURITIUS	5 140	19 752	11 000	UNTD KINGDOM	2 781	19 650	11 136
ZIMBABWE	208	567	319	IRELAND	544	5 179	2 898
REP S AFRICA	4 524	13 422	7 491	DENMARK	666	2 348	1 334
LESOTHO	24	63	35	GREECE	1 605	3 860	2 142
USA	2 904	14 566	8 092	PORTUGAL	15 192	35 832	20 029
CANADA	244	1 173	653	SPAIN	185	1 530	860
MEXICO	120	577	319	ICELAND	3	64	36
DOMINIC REP	2	59	34	NORWAY	76	402	223
COLOMBIA	26	100	55	SWEDEN	620	4 064	2 276
PERU	321	681	376	FINLAND	37	500	283
BRAZIL	3 657	11 658	6 461	SWITZERLAND	1 907	28 724	16 027
CHILE	70	496	269	AUSTRIA	4 111	26 592	14 875
CYPRUS	432	1 695	925	MALTA	450	2 474	1 387
LEBANON	761	2 016	1 122	YUGOSLAVIA	6 904	27 621	15 376
ISRAEL	5 701	29 902	16 651	TURKEY	17 216	32 812	18 195
ARAB EMIRAT	294	764	432	POLAND	878	1 465	825
PAKISTAN	11 675	18 728	10 393	CZECHOSLOVA	2 616	6 976	3 877
INDIA	6 120	16 673	9 197	HUNGARY	1 791	6 344	3 546
BANGLADESH	1 437	3 240	1 783	ROMANIA	7 056	13 978	7 826
SRI LANKA	8 458	24 991	14 006	MOROCCO	1 393	3 166	1 750
NEPAL	73	155	92	TUNISIA	5 442	20 924	11 648
THAILAND	13 591	43 765	24 282	MAURITIUS	172	303	174
VIETNAM	60	101	57	REP S AFRICA	483	906	505
INDONESIA	7 091	18 693	10 419	USA	8 424	30 482	16 993
MALAYSIA	1 905	6 959	3 861	CANADA	126	322	181
SINGAPORE	7 193	23 372	13 068	COSTA RICA	558	1 199	655
PHILIPPINES	15 211	43 006	23 982	HAITI	287	1 533	853
CHINA	36 334	75 893	42 365	BARBADOS	134	706	391
NORTH KOREA	42	156	86	COLOMBIA	29	55	30
SOUTH KOREA	20 130	55 579	30 827	BRAZIL	35	184	101
JAPAN	133	720	400	URUGUAY	26	118	65
TAIWAN	12 458	41 060	22 835	SYRIA	61	123	71
HONG KONG	54 014	205 580	114 020	ISRAEL	2 944	11 229	6 224
MACAO	10 217	39 675	22 044	PAKISTAN	6 965	7 696	4 272
FIJI	38	73	43	INDIA	2 789	8 904	4 961
EXPORTS	162 528	844 927	470 325	BANGLADESH	551	789	446
FRANCE	12 810	72 186	40 216	SRI LANKA	3 531	10 612	5 935
BELGIUM LUX	10 090	73 138	40 681	THAILAND	3 550	6 908	3 818
NETHERLANDS	31 207	154 518	85 754	INDONESIA	38	129	68
ITALY	5 745	42 408	23 556	MALAYSIA	4 295	20 969	11 628
UNTD KINGDOM	2 979	20 409	11 424	SINGAPORE	132	472	266
IRELAND	434	1 957	1 097	PHILIPPINES	1 595	5 923	3 320
DENMARK	3 017	16 340	9 126	CHINA	14 720	31 732	17 776
GREECE	10 056	20 076	11 174	SOUTH KOREA	31 184	79 108	43 768
PORTUGAL	5 080	13 424	7 506	JAPAN	3 008	21 409	11 965
SPAIN	355	2 835	1 581	TAIWAN	10 758	29 358	16 386
CANARY IS	35	296	165	HONG KONG	12 471	29 938	16 638
				MACAO	2 317	6 525	3 631

6 IMPORTS AND EXPORTS (SPECIAL TRADE) BY GROUPS OF THE SITC-REV. II AND BY COUNTRIES OF PRODUCTION AND CONSUMPTION 1987

GROUP COUNTRY	DT * 100 KG	1 000 DM	1 000 \$	GROUP COUNTRY	DT * 100 KG	1 000 DM	1 000 \$
EXPORTS	83 163	494 893	275 395	COLOMBIA	5	82	46
FRANCE	6 774	50 514	27 999	PERU	43	311	174
BELGIUM LUX	5 293	35 142	19 560	BRAZIL	1 372	5 938	3 309
NETHERLANDS	9 234	59 903	33 258	CHILE	25	228	133
ITALY	4 085	32 740	18 296	BOLIVIA	10	69	39
UNITED KINGDOM	5 039	27 445	15 338	PARAGUAY	35	302	168
IRELAND	462	3 230	1 803	URUGUAY	5 174	60 084	33 386
DENMARK	1 861	9 485	5 290	ARGENTINA	2 199	22 630	12 641
GREECE	2 930	14 232	7 944	CYPRUS	6	84	48
PORTUGAL	3 471	11 890	6 666	ISRAEL	1 456	7 404	4 137
SPAIN	373	2 545	1 395	PAKISTAN	13 819	77 625	42 960
CANARY IS	2	111	60	INDIA	13 795	85 442	47 381
ICELAND	138	1 520	850	SRI LANKA	2 661	8 632	4 816
NORWAY	458	5 356	2 990	THAILAND	15 234	16 549	9 214
SWEDEN	1 642	13 606	7 550	VIETNAM	103	138	74
FINLAND	884	7 372	4 087	INDONESIA	52	276	154
SWITZERLAND	4 408	42 885	23 810	MALAYSIA	20 558	28 114	15 651
AUSTRIA	7 292	46 896	26 145	PHILIPPINES	726	9 672	5 414
ANDORRA	29	503	272	MONGOLIA	4	147	80
MALTA	284	1 191	661	CHINA	104 301	174 102	96 668
YUGOSLAVIA	6 997	28 321	15 853	NORTH KOREA	29	168	90
TURKEY	376	1 786	1 009	SOUTH KOREA	89 743	597 453	331 279
SOVIET UNION	59	288	166	JAPAN	846	6 358	3 499
POLAND	830	5 193	2 924	TAIWAN	23 347	40 667	22 728
CZECHOSLOVAKIA	156	871	490	HONG KONG	21 941	68 488	38 090
HUNGARY	2 950	8 812	4 932	MACAO	331	862	483
ROMANIA	693	3 543	1 998	AUSTRALIA	73	602	333
BULGARIA	56	321	174	NEW ZEALAND	16	67	40
MOROCCO	1 559	3 308	1 865	EXPORTS	90 226	840 287	468 284
ALGERIA	72	359	197	FRANCE	6 121	50 553	28 127
TUNISIA	6 138	20 184	11 250	BELGIUM LUX	7 563	64 399	35 776
EGYPT	106	605	334	NETHERLANDS	11 590	70 229	39 168
NIGER	24	55	30	ITALY	6 347	60 917	34 156
NIGERIA	12	94	52	UNITED KINGDOM	4 267	28 791	16 016
ZAIRE	60	169	91	IRELAND	187	2 504	1 398
ETHIOPIA	13	62	33	DENMARK	2 650	24 195	13 408
MAURITIUS	56	346	193	GREECE	2 098	16 928	9 424
ZAMBIA	24	177	101	PORTUGAL	1 198	4 238	2 367
REP S AFRICA	12	149	81	SPAIN	672	5 406	3 040
USA	5 408	33 671	18 578	CANARY IS	5	307	170
CANADA	1 319	6 526	3 585	ICELAND	111	1 007	567
COLOMBIA		84	48	NORWAY	1 015	26 378	14 649
CHILE	10	115	62	SWEDEN	1 837	19 127	10 700
CYPRUS	51	235	127	FINLAND	1 039	8 573	4 794
LEBANON	29	124	70	SWITZERLAND	8 355	150 553	83 845
IRAN	26	141	80	AUSTRIA	11 626	156 564	87 324
ISRAEL	239	1 419	790	ANDORRA	24	1 292	716
JORDAN	7	70	38	MALTA	258	1 407	783
SAUDI ARABIA	129	523	292	YUGOSLAVIA	3 114	14 649	8 149
KUWAIT	8	123	65	TURKEY	432	2 673	1 495
BAHRAIN	1	68	38	SOVIET UNION	78	3 026	1 697
ARAB EMIRAT	10	166	92	POLAND	1 018	2 624	1 472
PAKISTAN	15	81	43	CZECHOSLOVAKIA	266	995	562
INDIA	14	64	36	HUNGARY	705	3 359	1 868
SRI LANKA	40	95	54	ROMANIA	3 864	3 802	2 140
THAILAND	10	75	42	BULGARIA	175	1 195	664
SINGAPORE	39	355	201	MOROCCO	537	2 260	1 264
PHILIPPINES	201	1 201	664	ALGERIA	97	884	483
SOUTH KOREA	9	104	59	TUNISIA	1 440	4 499	2 514
JAPAN	145	3 747	2 072	LIBYA	15	225	121
TAIWAN	8	167	94	EGYPT	225	509	279
HONG KONG	292	2 111	1 185	SUDAN	93	180	98
AUSTRALIA	156	1 300	728	GHANA	41	225	125
NEW ZEALAND	15	166	88	NIGERIA	92	235	128
AMERICAN OCEANIA	9	137	75	CAMEROON	136	361	200
848 HEADGEAR, NONTEXTILE CLOTHING				ANGOLA	6	101	56
IMPORTS	485 852	3 021 354	1 680 399	ETHIOPIA	25	142	79
FRANCE	13 344	52 952	29 394	KENYA	65	147	78
BELGIUM LUX	26 753	34 046	18 905	UGANDA	131	284	157
NETHERLANDS	12 032	57 769	32 011	MOZAMBIQUE	5	94	52
ITALY	30 433	321 518	178 442	REP S AFRICA	75	678	375
UNITED KINGDOM	6 969	34 121	19 104	BOTSWANA	143	341	188
IRELAND	725	2 011	1 137	USA	6 515	50 877	28 337
DENMARK	1 580	4 824	2 714	CANADA	594	12 494	6 941
GREECE	6 772	425 478	237 292	MEXICO	8	226	123
PORTUGAL	769	10 778	6 017	NICARAGUA	2	58	31
SPAIN	6 291	28 473	15 803	BARBADOS	34	69	38
ICELAND	3	62	35	SURINAME	29	106	57
NORWAY	349	2 151	1 189	ECUADOR	42	109	60
SWEDEN	1 841	6 082	3 407	BRAZIL	5	88	52
FINLAND	470	10 307	5 753	CHILE	75	537	309
SWITZERLAND	1 256	12 373	6 874	ARGENTINA	7	578	320
AUSTRIA	16 639	63 885	35 635	CYPRUS	92	251	137
MALTA	425	9 966	5 520	LEBANON	72	283	163
YUGOSLAVIA	14 973	139 052	77 485	SYRIA	19	57	34
TURKEY	40 036	507 954	283 120	IRAQ	236	890	544
SOVIET UNION	18	327	178	IRAN	154	838	475
POLAND	2 187	17 891	9 970	ISRAEL	223	774	430
CZECHOSLOVAKIA	1 424	9 282	5 192	JORDAN	18	153	86
HUNGARY	1 146	14 373	8 073	SAUDI ARABIA	323	926	526
ROMANIA	614	3 652	2 011	KUWAIT	21	279	161
BULGARIA	76	559	308	BAHRAIN	23	104	57
MOROCCO	469	2 171	1 213	QATAR	12	77	41
TUNISIA	1 172	10 084	5 665	ARAB EMIRAT	169	596	327
EGYPT	73	720	407	NORTH YEMEN	11	77	43
MAURITIUS	14	125	68	PAKISTAN	24	138	75
REP S AFRICA	42	382	211	INDIA	20	216	118
USA	8 311	21 103	11 760	SRI LANKA	50	479	270
CANADA	295	3 119	1 757	NEPAL	30	132	72
MEXICO	386	1 014	575	LAOS	3	69	37
				VIETNAM	4	97	53
				INDONESIA		92	52

6 IMPORTS AND EXPORTS (SPECIAL TRADE) BY GROUPS OF THE SITC-REV. 11 AND BY COUNTRIES OF PRODUCTION AND CONSUMPTION 1987

GROUP COUNTRY	DT = 100 KG	1 000 DM	1 000 \$	GROUP COUNTRY	DT = 100 KG	1 000 DM	1 000 \$
MALAYSIA	9	141	73	KENYA	66	407	223
SINGAPORE	58	670	378	UGANDA	266	353	190
PHILIPPINES	10	87	47	TANZANIA	184	199	110
CHINA	70	593	332	MOZAMBIQUE	160	156	80
SOUTH KOREA	492	4 501	2 507	ZAMBIA	16	77	40
JAPAN	447	18 377	10 201	REP S AFRICA	189	734	410
TAIWAN	73	1 556	877	USA	4 723	33 368	18 486
HONG KONG	109	2 846	1 596	CANADA	2 381	11 887	6 590
AUSTRALIA	126	1 257	700	GREENLAND	18	148	84
NEW ZEALAND	10	140	77	BERMUDA	10	55	31
851 FOOTWEAR				PANAMA	312	1 114	609
IMPORTS	1 639 500	5 323 171	2 949 047	CUBA	15	164	90
FRANCE	77 945	271 212	150 578	MARTINIQUE	12	53	30
BELGIUM LUX	3 510	8 304	4 602	JAMAICA	40	198	108
NETHERLANDS	30 456	107 464	59 709	BARBADOS	13	69	40
ITALY	636 783	2 398 886	1 325 530	TRINIDAD TOB	48	188	108
UNITED KINGDOM	10 100	45 054	25 027	ARUBA	21	88	49
IRELAND	78	258	148	NETH ANTILL	15	73	39
DENMARK	6 289	32 188	17 884	COLOMBIA	41	221	120
GREECE	14 350	71 414	39 356	BRAZIL	17	68	35
PORTUGAL	85 785	328 589	182 800	CHILE	107	339	186
SPAIN	136 846	427 953	236 677	ARGENTINA	45	122	67
NORWAY	126	464	271	CYPRUS	169	715	391
SWEDEN	4 310	7 215	3 967	ISRAEL	651	3 133	1 760
FINLAND	2 630	9 623	5 338	JORDAN	64	287	163
SWITZERLAND	15 141	84 071	46 871	SAUDI ARABIA	678	3 544	1 996
AUSTRIA	56 391	366 242	203 120	KUWAIT	219	1 403	790
MALTA	15	73	39	BAHRAIN	39	260	144
YUGOSLAVIA	82 587	260 610	144 616	QATAR	80	401	223
TURKEY	625	1 995	1 111	ARAB EMIRAT	230	1 296	710
SOVIET UNION	2 340	2 936	1 622	OMAN	54	317	177
POLAND	23 164	42 480	23 425	NORTH YEMEN	29	16	51
CZECHOSLOVAKIA	16 944	22 215	12 381	AFGHANISTAN	44	267	147
HUNGARY	18 481	68 289	37 927	PAKISTAN	39	85	44
ROMANIA	31 285	71 412	39 634	MALDIVES	29	135	72
BULGARIA	810	1 733	976	SRI LANKA	15	71	36
MOROCCO	980	5 273	2 920	THAILAND	45	229	131
TUNISIA	589	527	287	MALAYSIA	226	949	521
EGYPT	133	60	34	SINGAPORE	480	3 492	1 974
USA	2 928	12 969	7 176	CHINA	21	110	58
CANADA	280	1 080	606	SOUTH KOREA	16	100	55
MEXICO	2 449	11 640	6 419	JAPAN	924	5 129	2 884
BRAZIL	12 007	49 962	27 471	TAIWAN	215	559	315
URUGUAY	67	317	175	HONG KONG	584	4 295	2 445
ARGENTINA	181	816	454	AUSTRALIA	555	4 278	2 405
CYPRUS	161	1 007	549	AUST OCEANIA	7	74	35
ISRAEL	671	1 025	574	NEW ZEALAND	48	357	198
PAKISTAN	3 587	5 723	3 174	FIJI	21	99	54
INDIA	18 287	46 788	25 733	871 OPTICAL INSTRUMENTS			
THAILAND	4 633	8 229	4 620	IMPORTS	19 850	448 415	251 467
INDONESIA	1 038	2 077	1 143	FRANCE	774	98 869	56 158
MALAYSIA	1 163	1 463	819	BELGIUM LUX	140	3 885	2 177
SINGAPORE	50	205	111	NETHERLANDS	827	45 325	25 392
PHILIPPINES	1 882	4 846	2 712	ITALY	319	3 914	2 162
CHINA	109 096	78 168	43 213	UNITED KINGDOM	2 293	35 673	20 056
SOUTH KOREA	54 196	109 462	61 047	IRELAND	42	315	186
JAPAN	1 369	4 819	2 659	DENMARK	96	2 968	1 666
TAIWAN	149 948	322 387	178 474	PORTUGAL	774	8 845	4 922
HONG KONG	16 733	23 269	12 852	SPAIN	41	376	212
EXPORTS	259 455	1 271 604	705 376	NORWAY	6	604	334
FRANCE	31 873	147 272	81 588	SWEDEN	91	2 441	1 345
BELGIUM LUX	17 340	108 573	59 816	FINLAND	1	176	95
NETHERLANDS	42 234	201 992	111 658	SWITZERLAND	1 216	26 860	15 089
ITALY	4 547	20 382	11 323	AUSTRIA	275	9 722	5 432
UNITED KINGDOM	20 365	65 558	36 276	YUGOSLAVIA		104	58
IRELAND	767	4 040	2 249	TURKEY	1	325	176
DENMARK	12 210	50 320	27 797	SOVIET UNION	588	1 746	978
GREECE	405	1 821	1 015	POLAND	116	753	422
PORTUGAL	555	2 377	1 313	CZECHOSLOVAKIA	4	72	42
SPAIN	1 429	6 825	3 824	BULGARIA	8	93	51
CANARY IS	108	713	399	EGYPT	5	153	84
CEUTA MEL	171	486	265	NIGERIA		85	46
ICELAND	507	3 578	2 012	REP S AFRICA	5	96	54
FAROE IS	7	57	33	USA	1 842	74 631	41 389
NORWAY	3 489	21 746	11 977	CANADA	32	910	503
SWEDEN	5 889	30 280	16 694	MEXICO	59	404	229
FINLAND	3 468	20 854	11 501	BRAZIL	38	73	41
SWITZERLAND	30 822	181 503	100 416	ISRAEL	7	349	192
AUSTRIA	37 537	192 451	106 786	KUWAIT		113	62
ANDORRA	32	191	106	SINGAPORE	47	2 729	1 517
MALTA	39	172	98	CHINA	199	1 403	808
YUGOSLAVIA	188	1 033	585	SOUTH KOREA	1 038	7 830	4 387
TURKEY	309	338	179	JAPAN	6 661	103 650	58 007
SOVIET UNION	26 862	112 766	63 892	TAIWAN	652	1 610	914
POLAND	193	964	533	HONG KONG	976	8 676	4 609
CZECHOSLOVAKIA	332	1 000	549	MACAO	665	1 980	1 104
HUNGARY	1 342	5 791	3 258	AUSTRALIA	4	409	232
ROMANIA	432	1 232	723	EXPORTS	24 485	903 459	505 817
BULGARIA	418	1 946	1 097	FRANCE	2 171	189 288	106 289
LIBYA	8	66	32	BELGIUM LUX	560	12 890	7 190
EGYPT	34	103	59	NETHERLANDS	1 660	68 582	38 696
GAMBIA	66	70	38	ITALY	2 389	57 145	31 893
LIBERIA	41	137	78	UNITED KINGDOM	1 687	46 943	26 174
GHANA	47	144	82	IRELAND	8	526	291
NIGERIA	255	842	452	DENMARK	354	9 435	5 281
ZAIRE	445	559	304	GREECE	162	4 697	2 636
RWANDA	16	86	45	PORTUGAL	209	3 928	2 176
ANGOLA	26	91	48	SPAIN	482	10 661	5 956
ETHIOPIA	48	200	106	CANARY IS	30	311	173

6 IMPORTS AND EXPORTS (SPECIAL TRADE) BY GROUPS OF THE SITC-REV. 11 AND BY COUNTRIES OF PRODUCTION AND CONSUMPTION 1987

GROUP COUNTRY	DT = 100 KG	1 000 DM	1 000 \$	GROUP COUNTRY	DT = 100 KG	1 000 DM	1 000 \$
CEUTA MEL	4	53	30	ITALY	16 679	65 911	36 810
ICELAND	19	371	205	UNTD KINGDOM	11 057	66 865	37 293
NORWAY	232	4 516	2 498	IRELAND	6 691	48 977	27 238
SWEDEN	539	14 777	8 256	DENMARK	11 265	43 841	24 488
FINLAND	237	4 494	2 534	GREECE	11	224	122
SWITZERLAND	1 705	56 354	31 469	PORTUGAL	1 004	4 537	2 549
AUSTRIA	1 263	27 124	15 219	SPAIN	2 356	9 204	5 143
ANDORRA		194	110	NORWAY	123	1 874	1 038
GIBRALTAR		57	31	SWEDEN	4 712	57 751	32 302
MALTA	2	69	38	FINLAND	561	8 885	4 912
YUGOSLAVIA	64	4 036	2 225	SWITZERLAND	9 326	101 805	56 924
TURKEY	192	5 818	3 242	AUSTRIA	1 239	15 321	8 590
SOVIET UNION	856	39 183	22 457	YUGOSLAVIA	347	2 092	1 163
POLAND	98	2 359	1 314	TURKEY	109	440	242
CZECHOSLOVA	60	1 990	1 104	POLAND	215	2 301	1 294
HUNGARY	54	716	401	CZECHOSLOVA	3 003	2 552	1 440
ROMANIA	3	188	108	HUNGARY	1 043	6 553	3 671
BULGARIA	37	981	541	BULGARIA	9	289	162
ALBANIA	3	64	35	TUNISIA	4	156	87
MOROCCO	14	262	146	REP S AFRICA	4	392	210
ALGERIA	35	1 450	849	USA	18 391	232 531	129 840
TUNISIA	13	583	330	CANADA	176	1 599	888
LIBYA	47	1 533	848	MEXICO	2	61	33
EGYPT	102	2 777	1 549	CUBA	3	77	43
SUDAN	1	58	33	BRAZIL	63	279	153
NIGER	4	77	42	URUGUAY	2	93	51
SENEGAL	1	56	31	ARGENTINA	2	72	41
IVORY COAST	2	100	60	ISRAEL	2 913	4 450	2 460
TOGO	1	124	68	SAUDI ARABIA	31	206	114
BENIN		53	30	ARAB EMIRAT	2	171	93
NIGERIA	5	162	90	PAKISTAN	1 337	10 287	5 725
CAMEROON	13	127	68	INDIA	8	72	40
GABON		195	104	MALAYSIA	7 768	43 759	24 402
ZAIRE	1	115	66	SINGAPORE	11	297	166
ANGOLA	7	409	226	CHINA	34	229	128
ETHIOPIA	70	298	177	SOUTH KOREA	46	471	263
KENYA	20	590	323	JAPAN	17 573	177 626	99 271
UGANDA	2	299	163	TAIWAN	510	1 387	777
TANZANIA	2	106	60	HONG KONG	2 603	4 739	2 623
REUNION	10	278	159	AUSTRALIA	41	597	331
ZAMBIA	1	121	67	NEW ZEALAND	19	562	310
ZIMBABWE	5	394	215	EXPORTS	205 205	2 372 033	1 326 468
REP S AFRICA	120	4 402	2 438	FRANCE	26 757	217 475	121 800
USA	4 989	171 021	95 199	BELGIUM LUX	7 640	75 117	41 963
CANADA	287	10 458	5 804	NETHERLANDS	12 615	115 262	64 415
MEXICO	113	2 767	1 553	ITALY	14 098	166 605	104 374
GUATEMALA	3	136	74	UNTD KINGDOM	6 437	86 363	48 144
EL SALVADOR		81	45	IRELAND	899	5 128	2 868
COSTA RICA	1	133	71	DENMARK	5 751	34 732	19 452
PANAMA	8	451	249	GREECE	1 720	24 854	13 840
CUBA	26	1 454	825	PORTUGAL	2 833	15 386	8 621
DOMINIC REP	2	58	33	SPAIN	8 430	76 056	42 522
TRINIDAD TOB		53	31	CANARY IS	404	1 813	1 008
COLOMBIA	27	1 352	747	CEUTA MEL	6	76	43
VENEZUELA	36	1 415	780	ICELAND	100	1 003	554
ECUADOR	10	521	289	NORWAY	2 336	27 946	15 638
PERU	16	1 165	643	SWEDEN	5 842	50 504	28 290
BRAZIL	45	3 393	1 895	FINLAND	3 536	30 148	16 843
CHILE	123	3 356	1 890	SWITZERLAND	11 922	101 927	56 907
BOLIVIA	6	176	100	AUSTRIA	16 432	116 515	65 054
PARAGUAY	2	177	101	ANDORRA	9	429	236
URUGUAY	3	84	45	MALTA	217	679	379
ARGENTINA	23	1 814	1 020	YUGOSLAVIA	1 888	38 613	21 712
LEBANON	7	211	117	TURKEY	5 512	26 646	14 833
SYRIA	4	98	55	SOVIET UNION	752	20 205	11 476
IRAQ	67	3 275	1 961	POLAND	2 587	21 374	12 092
IRAN	163	9 652	5 337	CZECHOSLOVA	349	11 547	6 580
ISRAEL	152	5 586	3 128	HUNGARY	884	18 497	10 339
JORDAN	17	1 610	955	ROMANIA	145	1 516	857
SAUDI ARABIA	53	1 884	1 045	BULGARIA	576	12 295	6 979
KUWAIT	49	1 987	1 109	ALBANIA	6	108	58
QATAR	2	390	217	MOROCCO	79	1 587	904
ARAB EMIRAT	44	796	440	ALGERIA	350	3 578	2 008
OMAN	4	120	66	TUNISIA	448	2 287	1 277
NORTH YEMEN	6	296	163	LIBYA	2 229	5 529	3 111
PAKISTAN	46	1 564	893	EGYPT	703	9 136	5 094
INDIA	268	10 770	5 973	SUDAN	1 029	2 384	1 358
BANGLADESH	8	291	165	MALI	40	99	56
SRI LANKA	4	165	95	BURKINA FASO	27	206	109
NEPAL		56	32	NIGER	6	167	96
BURMA	1	291	158	CHAD	19	111	63
THAILAND	31	659	367	GUINEA	3	57	33
VIETNAM	3	84	49	SIERRA LEONE	2	67	37
INDONESIA	4	625	346	LIBERIA	30	159	92
MALAYSIA	22	646	360	IVORY COAST	11	92	52
BRUNEI	1	78	43	GHANA	52	1 019	563
SINGAPORE	145	3 079	1 749	TOGO	124	389	233
PHILIPPINES	12	562	309	BENIN	30	141	77
CHINA	260	12 210	6 790	NIGERIA	429	6 184	3 436
NORTH KOREA	3	104	56	CAMEROON	81	413	229
SOUTH KOREA	103	4 512	2 516	GABON		60	32
JAPAN	1 243	41 721	23 264	ZAIRE	558	830	473
TAIWAN	92	3 328	1 876	ANGOLA	109	1 623	883
HONG KONG	107	4 928	2 760	ETHIOPIA	192	734	408
AUSTRALIA	227	7 815	4 383	SOMALIA	67	207	114
NEW ZEALAND	42	1 098	615	KENYA	174	947	528
872 MEDICAL INSTRUMENTS NES				UGANDA	156	332	179
IMPORTS	142 349	1 125 640	628 602	TANZANIA	146	679	375
FRANCE	11 575	115 661	64 752	SEYCHELLES	21	120	65
BELGIUM LUX	5 136	35 710	19 921	MOZAMBIQUE	46	334	183
NETHERLANDS	4 318	54 395	30 313	MADAGASCAR	43	281	154
				REUNION	2	71	39

6 IMPORTS AND EXPORTS (SPECIAL TRADE) BY GROUPS OF THE SITC-REV. II AND BY COUNTRIES OF PRODUCTION AND CONSUMPTION 1987

GROUP COUNTRY	DT = 100 KG	1 000 DM	1 000 \$	GROUP COUNTRY	DT = 100 KG	1 000 DM	1 000 \$
MAURITIUS	53	273	151	TAIWAN	340	1 361	762
ZAMBIA	93	218	120	HONG KONG	48	214	116
ZIMBABWE	90	893	507	NEW ZEALAND	4	99	57
MALAWI	18	155	90	EXPORTS	58 897	311 473	174 018
REP S AFRICA	2 303	30 217	16 686	FRANCE	4 975	27 159	15 129
BOTSWANA	167	400	230	BELGIUM LUX	3 982	31 064	17 305
SWAZILAND	8	165	92	NETHERLANDS	10 058	37 487	20 881
USA	20 060	527 339	294 503	ITALY	5 830	27 277	15 227
CANADA	1 054	22 939	12 806	UNTD KINGDOM	1 472	17 366	9 705
MEXICO	310	14 832	8 347	IRELAND	135	1 456	833
GUATEMALA	124	634	356	DENMARK	2 768	11 439	6 374
HONDURAS	64	220	117	GREECE	554	1 887	1 057
EL SALVADOR	36	218	121	PORTUGAL	472	3 079	1 724
NICARAGUA	82	525	287	SPAIN	1 258	10 584	5 886
COSTA RICA	66	1 151	633	CANARY IS	10	198	109
PANAMA	9	522	287	ICELAND	155	743	414
CUBA	902	7 376	4 150	NORWAY	1 781	12 155	6 798
HAITI	15	766	418	SWEDEN	3 835	14 753	8 262
DOMINIC REP	70	285	160	FINLAND	814	4 583	2 564
GUADELOUPE	25	74	43	SWITZERLAND	2 565	18 729	10 443
MARTINIQUE	6	169	92	AUSTRIA	4 079	19 907	11 095
JAMAICA	15	247	136	YUGOSLAVIA	566	3 497	1 967
BARBADOS	31	189	105	TURKEY	1 393	2 104	1 174
TRINIDAD TOB	27	85	50	SOVIET UNION	456	3 179	1 733
NETH ANTILL	8	167	91	POLAND	145	1 604	906
COLOMBIA	186	4 598	2 554	CZECHOSLOVA	84	1 357	761
VENEZUELA	435	6 272	3 477	HUNGARY	2 276	4 654	2 733
ECUADOR	711	3 485	1 926	BULGARIA	157	1 255	690
PERU	164	3 781	2 093	MOROCCO	129	165	91
BRAZIL	935	12 414	6 919	ALGERIA	45	627	347
CHILE	302	3 854	2 149	TUNISIA	46	144	82
BOLIVIA	41	527	297	LIBYA	13	95	53
PARAGUAY	12	425	234	EGYPT	219	229	125
URUGUAY	179	967	534	LIBERIA	46	285	153
ARGENTINA	640	6 294	3 527	BENIN	13	96	54
CYPRUS	136	1 387	768	NIGERIA	62	463	254
LEBANON	291	1 141	636	CAMEROON	461	452	252
SYRIA	139	1 348	753	ZAIRE	14	155	86
IRAQ	239	5 162	2 955	ANGOLA	17	147	81
IRAN	9 872	61 826	34 910	KENYA	7	119	66
ISRAEL	712	13 809	7 726	UGANDA	2	113	63
JORDAN	254	4 410	2 436	REP S AFRICA	544	3 441	1 955
SAUDI ARABIA	1 191	21 455	11 901	USA	1 020	12 061	6 750
KUWAIT	110	4 135	2 359	CANADA	86	1 706	955
BAHRAIN	42	642	357	MEXICO	73	1 581	881
QATAR	79	866	486	EL SALVADOR	1	71	38
OMAN	56	546	298	COLOMBIA	307	2 527	1 400
NORTH YEMEN	243	2 084	1 158	VENEZUELA	11	400	223
SOUTH YEMEN	21	109	61	ECUADOR	5	221	122
AFGHANISTAN	66	648	367	PERU	4	109	59
PAKISTAN	1 071	8 894	4 995	BRAZIL	7	311	173
INDIA	457	12 761	7 052	CHILE	151	799	449
BANGLADESH	20	470	266	BOLIVIA	63	73	41
SRI LANKA	37	652	363	URUGUAY	11	228	127
NEPAL	3	93	50	ARGENTINA	14	426	234
BURMA	15	1 499	825	CYPRUS	11	103	57
THAILAND	384	7 107	3 996	IRAN	401	862	469
VIETNAM	32	313	173	ISRAEL	352	912	510
INDONESIA	318	4 054	2 256	JORDAN	1 398	1 879	1 034
MALAYSIA	2 576	11 575	6 440	SAUDI ARABIA	558	967	548
SINGAPORE	243	4 714	2 643	KUWAIT	30	147	85
PHILIPPINES	56	989	554	ARAB EMIRAT	142	925	510
CHINA	281	10 739	5 959	OMAN	45	159	83
NORTH KOREA	4	156	84	NORTH YEMEN	11	73	43
SOUTH KOREA	310	11 167	6 325	PAKISTAN	400	2 695	1 571
JAPAN	4 440	109 192	61 197	INDIA	142	1 511	869
TAIWAN	411	17 148	9 573	SRI LANKA	86	113	65
HONG KONG	308	9 375	5 207	THAILAND	416	1 101	617
AUSTRALIA	1 136	21 488	12 031	INDONESIA	51	510	284
NEW ZEALAND	191	3 682	2 063	MALAYSIA	51	137	74
NEW CALEDON		101	62	SINGAPORE	413	2 155	1 236
FR POLYNESIA		62	31	PHILIPPINES	32	50	30
873 METERS & COUNTERS NES				CHINA	126	895	506
IMPORTS	24 274	133 411	74 521	NORTH KOREA	14	75	42
FRANCE	3 701	15 375	8 646	SOUTH KOREA	302	2 615	1 480
BELGIUM LUX	88	521	281	JAPAN	265	4 831	2 694
NETHERLANDS	791	4 658	2 593	TAIWAN	166	1 177	652
ITALY	949	2 361	1 329	HONG KONG	52	448	257
UNTD KINGDOM	10 214	65 300	36 552	AUSTRALIA	141	1 660	928
IRELAND	5	81	47	NEW ZEALAND	6	192	104
DENMARK	188	1 598	898	874 MEASURNG, CONTROLNG INSTR			
PORTUGAL	1	85	47	IMPORTS	324 937	4 802 453	2 679 942
SPAIN	85	562	326	FRANCE	50 214	516 448	288 478
NORWAY	48	387	218	BELGIUM LUX	25 128	103 405	57 656
SWEDEN	324	1 484	822	NETHERLANDS	22 189	347 258	195 168
FINLAND	4	186	104	ITALY	45 238	240 687	134 577
SWITZERLAND	1 167	12 788	7 051	UNTD KINGDOM	25 918	515 811	288 019
AUSTRIA	807	2 736	1 533	IRELAND	1 974	50 415	28 141
YUGOSLAVIA	3 987	11 802	6 564	DENMARK	7 933	110 127	61 591
SOVIET UNION	92	150	86	GREECE	51	1 103	609
POLAND	76	96	52	PORTUGAL	1 041	2 412	1 348
CZECHOSLOVA	39	84	47	SPAIN	6 001	37 375	20 884
HUNGARY	41	103	62	CANARY IS		110	61
USA	627	7 102	3 935	ICELAND		182	101
CANADA	1	65	37	FAROE IS	2	144	78
BRAZIL	11	65	37	NORWAY	487	17 211	9 583
ISRAEL	12	170	95	SWEDEN	4 041	94 569	52 742
MALAYSIA	236	850	484	FINLAND	924	25 376	14 139
SINGAPORE	10	70	41	SWITZERLAND	33 707	743 113	414 092
JAPAN	369	2 904	1 612				

6 IMPORTS AND EXPORTS (SPECIAL TRADE) BY GROUPS OF THE SITC-REV. II AND BY COUNTRIES OF PRODUCTION AND CONSUMPTION 1987

GROUP COUNTRY	DT * 100 KG	1 000 DM	1 000 \$	GROUP COUNTRY	DT * 100 KG	1 000 DM	1 000 \$
AUSTRIA	17 118	206 044	114 970	BURKINA FASO	22	299	170
MALTA	8	297	167	NIGER	6	254	143
YUGOSLAVIA	3 967	16 680	9 295	CHAD	51	408	226
TURKEY	65	8 496	4 686	CAPE VERDE	4	77	42
SOVIET UNION	219	1 906	1 059	SENEGAL	22	622	341
POLAND	1 864	6 303	3 516	GAMBIA	10	52	30
CZECHOSLOVA	1 256	5 386	2 970	GUINEA	21	73	40
HUNGARY	1 051	6 493	3 643	LIBERIA	14	316	173
ROMANIA	529	595	333	IVORY COAST	42	1 178	668
BULGARIA	195	881	488	GHANA	368	763	419
MOROCCO	3	293	162	TOGO	50	655	360
ALGERIA	24	1 384	763	BENIN	24	453	246
TUNISIA	117	772	427	NIGERIA	1 021	24 443	13 453
LIBYA	1	151	92	CAMEROON	810	12 166	6 581
EGYPT	2	583	325	CENT AFR REP	9	374	206
MALI	1	143	79	GABON	10	393	212
SENEGAL	1	124	68	CONGO	4	57	34
IVORY COAST	1	108	56	ZAIRE	84	684	376
GHANA		67	37	RWANDA	31	355	195
NIGERIA	16	535	296	BURUNDI	83	513	293
ETHIOPIA		318	176	ANGOLA	48	737	413
SOMALIA		87	53	ETHIOPIA	353	2 968	1 650
KENYA	2	1 356	748	DJIBOUTI	2	104	55
ZAMBIA	1	240	132	SOMALIA	64	651	362
ZIMBABWE	3	92	51	KENYA	134	3 405	1 900
REP S AFRICA	141	2 465	1 367	UGANDA	131	1 153	646
USA	37 944	1 161 687	647 113	TANZANIA	66	1 171	660
CANADA	401	19 234	10 672	SEYCHELLES	14	173	94
MEXICO	87	717	387	MOZAMBIQUE	9	133	75
PANAMA	38	2 695	1 617	MADAGASCAR	13	421	237
NETH ANTILL	52	2 178	1 216	REUNION	5	119	59
COLOMBIA	13	55	32	MAURITIUS	14	363	198
ECUADOR		61	35	ZAMBIA	38	734	420
BRAZIL	742	2 864	1 567	ZIMBABWE	184	2 795	1 552
CHILE	6	177	100	MALAWI	7	527	289
ARGENTINA	21	262	149	REP S AFRICA	4 583	76 686	42 877
CYPRUS	1	261	141	BOTSWANA	99	462	258
LEBANON	1	69	39	SWAZILAND	14	284	174
IRAQ	8	491	272	LESOTHO	16	307	169
IRAN	3	532	292	USA	63 200	1 013 104	565 158
ISRAEL	1 325	17 582	9 745	CANADA	4 161	66 453	37 084
JORDAN	6	996	554	GREENLAND	16	974	527
SAUDI ARABIA	12	2 654	1 468	MEXICO	2 091	55 764	31 133
KUWAIT	3	1 812	1 020	BERMUDA	3	74	41
ARAB EMIRAT	7	473	258	GUATEMALA	161	1 741	961
OMAN	1	116	65	HONDURAS	45	427	239
NORTH YEMEN		67	40	EL SALVADOR	115	1 176	657
PAKISTAN	8	420	243	NICARAGUA	9	190	109
INDIA	125	3 771	2 113	COSTA RICA	51	958	530
SRI LANKA	1	192	105	PANAMA	42	1 481	826
THAILAND	2	1 091	594	CUBA	92	3 343	1 870
INDONESIA	3	179	97	HAITI	24	348	191
MALAYSIA	180	2 700	1 512	DOMINIC REP	67	896	501
SINGAPORE	382	6 808	3 766	GUADELOUPE	10	81	43
PHILIPPINES	166	2 109	1 183	CAYMAN IS	1	57	32
CHINA	1 207	3 572	1 996	JAMAICA	27	5 210	2 866
SOUTH KOREA	4 452	19 015	10 616	BARBADOS	3	69	42
JAPAN	19 229	429 004	238 690	TRINIDAD TOB	23	687	389
TAIWAN	4 547	18 894	10 958	NETH ANTILL	18	975	543
HONG KONG	2 239	16 049	8 992	COLOMBIA	534	9 590	5 327
AUSTRALIA	258	14 870	8 771	VENEZUELA	2 123	24 497	13 996
NEW ZEALAND	26	516	289	SURINAME	4	107	62
EXPORTS	600 285	9 386 662	5 243 114	FRENCH GUIAN	340	20 216	12 376
FRANCE	80 890	1 151 169	641 784	ECUADOR	256	3 520	1 959
BELGIUM LUX	25 990	366 348	204 481	PERU	275	4 688	2 621
NETHERLANDS	40 630	637 663	356 222	BRAZIL	2 139	83 407	46 986
ITALY	50 665	862 203	481 417	CHILE	646	14 994	8 307
UNITED KINGDOM	44 243	686 707	383 393	BOLIVIA	94	999	555
IRELAND	1 471	22 131	12 422	PARAGUAY	381	33 312	18 420
DENMARK	10 662	149 883	83 741	URUGUAY	780	16 150	8 916
GREECE	4 041	45 714	25 413	ARGENTINA	914	28 454	16 006
PORTUGAL	2 275	42 597	23 777	CYPRUS	74	1 627	908
SPAIN	19 606	258 962	144 524	LEBANON	89	3 046	1 721
CANARY IS	159	1 884	1 052	SYRIA	289	4 052	2 260
CEUTA MEL	10	136	80	IRAQ	1 063	21 434	12 112
ICELAND	227	3 495	1 948	IRAN	3 099	46 969	26 307
FAROE IS	1	154	85	ISRAEL	3 085	44 738	24 846
NORWAY	6 538	97 345	54 204	JORDAN	234	7 316	4 060
SWEDEN	36 551	530 583	296 220	SAUDI ARABIA	2 547	31 516	17 520
FINLAND	9 930	137 287	76 560	KUWAIT	481	11 399	6 332
SWITZERLAND	42 159	637 484	355 684	BAHRAIN	92	2 047	1 168
AUSTRIA	33 119	440 086	245 872	QATAR	119	7 682	4 261
ANDORRA	18	296	166	ARAB EMIRAT	570	16 262	9 058
GIBRALTAR	2	78	43	OMAN	79	1 944	1 088
MALTA	36	1 035	571	NORTH YEMEN	221	2 115	1 184
YUGOSLAVIA	8 597	100 910	56 479	SOUTH YEMEN	21	404	222
TURKEY	3 775	64 276	35 983	AFGHANISTAN	4	160	93
SOVIET UNION	8 206	177 492	99 273	PAKISTAN	789	14 644	8 143
POLAND	2 228	49 424	27 913	INDIA	6 645	141 566	79 111
CZECHOSLOVA	4 630	96 493	55 064	BANGLADESH	382	5 711	3 157
HUNGARY	2 903	50 634	28 347	MALDIVES	1	77	44
ROMANIA	573	14 766	8 105	SRI LANKA	227	3 755	2 067
BULGARIA	2 382	45 661	25 723	NEPAL	17	436	237
ALBANIA	4	100	59	BURMA	49	966	547
MOROCCO	237	3 688	2 059	THAILAND	955	18 563	10 302
ALGERIA	858	18 552	10 460	VIETNAM	80	764	421
TUNISIA	250	4 048	2 257	INDONESIA	1 594	34 794	19 310
LIBYA	3 514	17 429	9 602	MALAYSIA	687	12 429	6 945
EGYPT	3 889	23 892	13 302	BRUNEI	10	295	162
SUDAN	98	1 555	882	SINGAPORE	2 711	47 088	26 449
MAURITANIA	58	309	174	PHILIPPINES	734	11 253	6 294
MALI	4	242	132	MONGOLIA	1	107	61
				CHINA	7 550	128 558	72 126
				NORTH KOREA	389	4 093	2 267

6 IMPORTS AND EXPORTS (SPECIAL TRADE) BY GROUPS OF THE SITC-REV. II AND BY COUNTRIES OF PRODUCTION AND CONSUMPTION 1987

GROUP COUNTRY	DT = 100 KG	1 000 DM	1 000 \$	GROUP COUNTRY	DT = 100 KG	1 000 DM	1 000 \$
SOUTH KOREA	4 173	69 478	39 078	ANGOLA	12	200	114
JAPAN	9 879	211 773	118 820	ETHIOPIA	21	225	121
TAIWAN	3 286	65 930	36 726	SOMALIA	2	70	37
HONG KONG	1 677	25 392	14 119	KENYA	8	311	167
AUSTRALIA	6 566	99 375	55 812	TANZANIA	3	124	72
PAPUA NEW G	5	111	59	MADAGASCAR	3	61	30
NEW ZEALAND	707	11 408	6 340	REUNION	58	237	132
NEW CALEDON	4	111	60	MAURITIUS	12	72	41
FIJI	2	148	81	ZIMBABWE	19	383	209
FR POLYNESIA	9	112	63	REP S AFRICA	678	8 979	5 099
POLAR REG	103	572	315	LESOTHO	28	312	191
881 PHOTO APPAR & EQUIPT NES				USA	17 262	190 104	105 868
IMPORTS	91 028	1 110 044	620 132	CANADA	1 682	19 851	11 017
FRANCE	2 211	17 579	9 890	MEXICO	197	2 011	1 102
BELGIUM LUX	4 021	29 722	16 718	EL SALVADOR	9	90	50
NETHERLANDS	3 591	46 756	26 101	COSTA RICA	235	2 279	1 247
ITALY	7 692	45 224	25 281	PANAMA	9	143	80
UNTD KINGDOM	5 632	60 785	33 926	CUBA	22	596	328
IRELAND	589	2 907	1 609	DOMINIC REP	21	275	153
DENMARK	5 409	33 496	18 744	MARTINIQUE	1	66	37
GREECE	2	84	45	COLOMBIA	130	2 082	1 151
PORTUGAL	12 282	30 396	17 011	VENEZUELA	218	2 583	1 453
SPAIN	109	432	237	ECUADOR	66	825	454
NORWAY	68	1 086	595	PERU	59	627	350
SWEDEN	402	5 258	2 938	BRAZIL	373	8 085	4 581
FINLAND	21	255	141	CHILE	180	1 657	945
SWITZERLAND	1 686	39 222	21 893	BOLIVIA	39	427	233
AUSTRIA	1 677	7 175	4 004	PARAGUAY	12	192	103
YUGOSLAVIA	1 592	5 049	2 819	URUGUAY	28	360	201
SOVIET UNION	14	57	33	ARGENTINA	493	4 398	2 452
POLAND	154	363	200	CYPRUS	45	303	165
CZECHOSLOVA	260	559	316	LEBANON	21	338	187
HUNGARY	51	141	81	SYRIA	27	232	130
BULGARIA	2	115	64	IRAQ	63	913	506
REP S AFRICA	5	83	44	IRAN	284	3 114	1 761
USA	12 090	127 013	70 712	ISRAEL	793	6 266	3 499
CANADA	148	4 662	2 591	JORDAN	25	659	374
BRAZIL	48	993	563	SAUDI ARABIA	383	3 998	2 206
CYPRUS	1	101	54	KUWAIT	141	1 453	813
ISRAEL	48	999	554	BAHRAIN	46	436	244
INDIA	89	445	241	QATAR	29	221	123
THAILAND	4	163	97	ARAB EMIRAT	284	2 689	1 501
INDONESIA	14	333	191	OMAN	13	496	273
MALAYSIA	23	313	177	NORTH YEMEN	6	71	39
SINGAPORE	80	948	530	SOUTH YEMEN	8	55	30
CHINA	797	4 175	2 350	AFGHANISTAN	2	142	76
SOUTH KOREA	311	3 999	2 256	PAKISTAN	183	1 031	574
JAPAN	22 650	580 439	324 266	INDIA	509	6 918	3 837
TAIWAN	2 285	18 733	10 524	BANGLADESH	7	156	88
HONG KONG	4 878	38 743	21 650	SRI LANKA	38	179	99
MACAO	99	514	288	BURMA	13	88	49
AUSTRALIA	8	333	184	THAILAND	529	2 956	1 634
EXPORTS	147 045	1 362 054	759 813	VIETNAM	2	68	38
FRANCE	18 915	170 958	95 238	INDONESIA	226	2 889	1 598
BELGIUM LUX	7 052	54 285	30 392	MALAYSIA	122	955	532
NETHERLANDS	10 023	88 095	49 111	SINGAPORE	959	12 077	6 805
ITALY	15 621	122 124	68 052	PHILIPPINES	49	302	172
UNTD KINGDOM	16 584	143 709	80 183	CHINA	1 252	15 484	8 506
IRELAND	628	3 383	1 897	NORTH KOREA	14	209	116
DENMARK	3 438	28 073	15 738	SOUTH KOREA	323	4 704	2 600
GREECE	626	6 241	3 489	JAPAN	2 785	54 854	30 716
PORTUGAL	1 528	22 977	12 819	TAIWAN	697	5 911	3 285
SPAIN	5 317	39 920	22 280	HONG KONG	1 864	17 372	9 733
CANARY IS	241	1 104	625	AUSTRALIA	2 242	18 092	10 097
CEUTA MEL	19	99	52	NEW ZEALAND	412	2 939	1 639
ICELAND	65	574	320	NEW CALEDON	11	60	33
NORWAY	2 607	17 889	9 968	FIJI	8	86	47
SWEDEN	5 403	41 266	23 012	882 PHOTO CINEMA SUPPLIES			
FINLAND	2 267	14 445	8 036	IMPORTS	734 404	2 121 115	1 163 607
SWITZERLAND	8 457	75 460	42 106	FRANCE	94 951	203 386	113 584
AUSTRIA	6 962	51 061	28 643	BELGIUM LUX	156 413	290 461	162 914
ANDORRA	95	664	363	NETHERLANDS	88 134	231 196	128 648
GIBALTAR	2	56	31	ITALY	25 577	81 566	45 531
MALTA	19	190	106	UNTD KINGDOM	135 340	389 774	217 498
YUGOSLAVIA	1 106	10 755	6 043	IRELAND	242	2 285	1 256
TURKEY	624	5 546	3 107	DENMARK	657	3 667	2 103
SOVIET UNION	802	17 264	9 599	GREECE	19	382	211
POLAND	142	3 656	2 022	PORTUGAL	311	1 660	928
CZECHOSLOVA	462	7 985	4 482	SPAIN	2 112	9 649	5 382
HUNGARY	268	3 505	1 971	NORWAY	23	142	78
ROMANIA	14	293	161	SWEDEN	4 838	20 442	11 370
BULGARIA	208	3 394	1 870	SWITZERLAND	33 933	96 010	53 695
ALBANIA	2	60	34	AUSTRIA	727	21 845	12 198
MOROCCO	19	204	113	ANDORRA		104	57
ALGERIA	75	1 614	903	YUGOSLAVIA	626	4 037	2 250
TUNISIA	68	582	322	TURKEY	29	279	159
LIBYA	88	1 389	761	CZECHOSLOVA	53	70	39
EGYPT	235	2 764	1 556	HUNGARY	117	443	248
SUDAN	505	1 198	660	ROMANIA	264	1 030	585
NIGER	10	175	96	USA	68 590	272 995	151 916
SENEGAL	22	224	122	CANADA	704	6 390	3 575
IVORY COAST	40	448	248	MEXICO	207	422	240
GHANA	10	158	89	BERMUDA	31	69	38
TOGO	3	58	36	VENEZUELA	47	287	176
BENIN	18	151	80	BRAZIL	217	1 007	574
NIGERIA	36	495	275	CYPRUS	27	218	119
CAMEROON	10	84	42	LEBANON	6	60	34
GABON	5	56	31	SAUDI ARABIA	18	153	91
ZAIRE	18	192	107	ARAB EMIRAT	197	1 364	791
				INDIA	31	259	140
				INDONESIA	54	710	417

6 IMPORTS AND EXPORTS (SPECIAL TRADE) BY GROUPS OF THE SITC-REV. II AND BY COUNTRIES OF PRODUCTION AND CONSUMPTION 1987

GROUP COUNTRY	DT = 100 KG	1 000 DM	1 000 \$	GROUP COUNTRY	DT = 100 KG	1 000 DM	1 000 \$
SINGAPORE	158	1 858	1 073	KUWAIT	1 827	3 483	1 952
SOUTH KOREA	114	1 311	731	BAHRAIN	508	876	486
JAPAN	118 586	467 112	260 228	QATAR	340	520	296
TAIWAN	59	665	358	ARAB EMIRAT	3 107	4 457	2 466
HONG KONG	708	4 888	2 742	OMAN	443	561	309
AUSTRALIA	220	2 641	1 477	NORTH YEMEN	169	366	203
EXPORTS	1 019 991	2 117 303	1 178 903	AFGHANISTAN	247	718	395
FRANCE	128 664	287 521	160 130	PAKISTAN	5 181	7 156	3 979
BELGIUM LUX	49 710	139 559	77 834	INDIA	5 220	7 109	3 951
NETHERLANDS	61 815	132 936	74 058	BANGLADESH	408	480	277
ITALY	85 979	223 774	124 513	SRI LANKA	1 111	1 597	892
UNITED KINGDOM	130 195	276 761	153 844	NEPAL	16	62	34
IRELAND	4 405	7 547	4 178	THAILAND	1 572	2 098	1 149
DENMARK	28 208	72 529	40 676	VIETNAM	17	124	71
GREECE	7 894	15 151	8 394	INDONESIA	2 839	3 210	1 794
PORTUGAL	9 285	17 363	9 638	MALAYSIA	3 352	4 195	2 337
SPAIN	36 225	65 053	36 149	SINGAPORE	2 451	3 729	2 069
CANARY IS	1 522	3 572	1 988	PHILIPPINES	4 742	6 016	3 335
ICELAND	848	1 508	830	CHINA	2 606	3 422	1 872
NORWAY	10 207	17 197	9 546	SOUTH KOREA	8 707	18 328	10 077
SWEDEN	22 821	46 213	25 805	JAPAN	2 873	11 405	6 376
FINLAND	20 472	33 871	18 829	TAIWAN	1 398	1 728	955
SWITZERLAND	40 159	94 402	52 493	HONG KONG	13 114	13 405	7 542
AUSTRIA	48 132	114 021	63 694	AUSTRALIA	17 509	22 605	12 627
MALTA	553	1 184	653	NEW ZEALAND	5 208	8 583	4 780
YUGOSLAVIA	6 173	16 188	9 052	NEW CALEDON	211	279	156
TURKEY	9 674	17 486	9 706	FR POLYNESIA	244	535	299
SOVIET UNION	3 522	10 584	5 861	883 DEVELOPED CINEMA FILM			
POLAND	1 592	5 006	2 829	IMPORTS	2 555	40 003	22 486
CZECHOSLOVAKIA	3 456	7 934	4 410	FRANCE	182	3 292	1 851
HUNGARY	8 990	18 290	10 180	BELGIUM LUX	17	246	137
ROMANIA	172	554	315	NETHERLANDS	24	407	224
BULGARIA	2 550	5 619	3 171	ITALY	497	5 877	3 291
MOROCCO	2 084	3 017	1 669	UNITED KINGDOM	1 311	18 152	10 250
ALGERIA	1 639	2 692	1 498	DENMARK	52	387	215
TUNISIA	1 976	3 483	1 938	PORTUGAL		119	73
LIBYA	921	826	456	SPAIN	56	662	365
EGYPT	4 492	8 620	4 808	SWEDEN	11	264	142
SUDAN	272	542	297	SWITZERLAND	40	1 636	911
MALI	100	74	41	AUSTRIA	41	817	451
BURKINA FASO	40	154	87	TURKEY	11	585	330
SENEGAL	480	563	315	SOVIET UNION	6	139	78
LIBERIA	107	159	88	POLAND	2	63	36
IVORY COAST	925	1 728	957	CZECHOSLOVAKIA	5	99	57
GHANA	123	337	190	HUNGARY	5	86	43
TOGO	42	123	71	REP S AFRICA	3	174	96
BENIN	80	160	90	USA	268	5 848	3 290
NIGERIA	5 454	9 004	5 006	CANADA	8	229	130
CAMEROON	428	719	400	INDIA	1	67	36
GABON	86	87	50	CHINA	1	55	31
ZAIRE	393	960	540	SOUTH KOREA	1	60	37
RWANDA	151	258	143	JAPAN	4	237	135
ANGOLA	143	495	281	HONG KONG	4	253	141
ETHIOPIA	640	1 108	605	AUSTRALIA	2	73	39
DJIBOUTI	39	139	77	EXPORTS	841	10 987	6 132
SOMALIA	60	114	64	FRANCE	61	751	421
KENYA	518	667	369	BELGIUM LUX	52	424	236
UGANDA	19	93	51	NETHERLANDS	30	484	270
TANZANIA	144	482	273	ITALY	46	577	323
MALAWI	63	94	53	UNITED KINGDOM	64	711	399
MADAGASCAR	169	194	108	DENMARK	13	239	137
REUNION	410	791	440	GREECE	5	107	61
MAURITIUS	365	734	407	PORTUGAL	9	111	63
ZAMBIA	60	106	61	SPAIN	15	253	135
ZIMBABWE	39	166	93	NORWAY	5	73	39
MALAWI	80	132	75	SWEDEN	17	156	84
REP S AFRICA	11 865	24 001	13 461	FINLAND	5	130	71
USA	120 877	202 343	112 407	SWITZERLAND	113	1 411	785
CANADA	2 683	4 928	2 750	AUSTRIA	280	3 353	1 886
MEXICO	547	1 708	950	YUGOSLAVIA	4	62	36
GUATEMALA	252	500	275	POLAND	2	116	63
HONDURAS	54	156	83	CZECHOSLOVAKIA	6	130	72
EL SALVADOR	409	870	485	HUNGARY	4	141	77
NICARAGUA	95	226	127	REP S AFRICA	10	173	95
COSTA RICA	586	1 222	687	USA	37	485	271
PANAMA	472	838	460	CANADA	4	65	36
CUBA	217	286	159	ISRAEL	10	178	97
DOMINIC REP	425	629	345	JAPAN	11	224	126
GUADELOUPE	57	113	65	TAIWAN	2	61	33
MARTINIQUE	74	124	71	HONG KONG	5	89	50
JAMAICA	156	341	187	884 OPTICAL GOODS NES			
BARBADOS	64	186	104	IMPORTS	35 997	941 156	525 188
TRINIDAD TOB	130	271	152	FRANCE	4 735	111 968	62 614
COLOMBIA	3 424	6 893	3 805	BELGIUM LUX	91	2 242	1 257
VENEZUELA	1 907	9 126	5 154	NETHERLANDS	426	8 439	4 721
SURINAME	60	394	233	ITALY	3 953	98 835	55 081
ECUADOR	329	708	387	UNITED KINGDOM	759	22 459	12 491
PERU	367	781	429	IRELAND	923	24 313	13 557
BRAZIL	2 650	5 040	2 804	DENMARK	83	3 005	1 674
CHILE	334	565	315	PORTUGAL	298	4 057	2 265
BOLIVIA	195	308	174	SPAIN	119	2 923	1 632
PARAGUAY	116	146	81	ICELAND		61	33
URUGUAY	83	93	51	NORWAY	3	373	214
ARGENTINA	10 651	15 374	8 612	SWEDEN	44	3 270	1 831
CYPRUS	1 005	1 660	916	FINLAND	1	154	88
LEBANON	1 808	2 753	1 535	SWITZERLAND	826	84 307	47 027
SYRIA	1 134	1 365	755				
IRAQ	627	1 165	653				
IRAN	6 997	9 417	5 281				
ISRAEL	11 052	15 151	8 398				
JORDAN	1 312	2 137	1 193				
SAUDI ARABIA	5 541	7 167	3 975				

6 IMPORTS AND EXPORTS (SPECIAL TRADE) BY GROUPS OF THE SITC-REV. 11 AND BY COUNTRIES OF PRODUCTION AND CONSUMPTION 1987

GROUP COUNTRY	DT * 100 KG	1 000 DM	1 000 \$	GROUP COUNTRY	DT * 100 KG	1 000 DM	1 000 \$
AUSTRIA	1 425	84 707	47 201	OMAN	2	393	213
MALTA	1 151	58 578	32 711	AFGHANISTAN		61	33
YUGOSLAVIA	220	2 555	1 422	PAKISTAN	1	435	244
POLAND	5	141	80	INDIA	51	4 545	2 535
CZECHOSLOVA	41	130	72	BANGLADESH	20	63	34
HUNGARY	65	2 521	1 407	SRI LANKA		178	99
ROMANIA	185	3 689	2 055	NEPAL	1	73	41
TUNISIA	16	213	121	THAILAND	6	440	253
EGYPT	11	330	180	INDONESIA	35	964	529
MAURITIUS	77	867	493	MALAYSIA	6	249	143
USA	2 184	82 635	46 013	SINGAPORE	47	7 213	4 014
CANADA	173	7 993	4 498	PHILIPPINES		112	64
BRAZIL	95	1 245	694	CHINA	4	1 272	709
ISRAEL	260	4 029	2 233	NORTH KOREA		56	31
ARAB EMIRAT	1	120	66	SOUTH KOREA	35	2 764	1 528
INDIA	22	324	178	JAPAN	580	43 465	24 274
THAILAND	757	6 222	3 480	TAIWAN	54	3 649	2 025
MALAYSIA	35	217	122	HONG KONG	153	18 122	10 092
SINGAPORE	158	2 661	1 489	AUSTRALIA	262	12 961	7 244
PHILIPPINES	4	192	114	NEW ZEALAND	64	3 601	2 014
CHINA	462	816	473				
SOUTH KOREA	1 960	30 037	16 719	885 WATCHES AND CLOCKS			
JAPAN	8 533	254 610	142 235				
TAIWAN	3 816	18 792	10 475	IMPORTS	64 980	1 114 772	624 084
HONG KONG	1 857	7 869	4 373	FRANCE	7 236	71 826	40 290
AUSTRALIA	200	3 022	1 680	BELGIUM LUX	1 561	6 371	3 578
EXPORTS	22 803	1 188 517	662 770	NETHERLANDS	2 015	12 247	6 835
FRANCE	1 497	64 944	36 283	ITALY	5 229	34 480	19 198
BELGIUM LUX	888	38 274	21 314	UNTD KINGDOM	540	3 978	2 222
NETHERLANDS	1 852	101 755	56 744	IRELAND	220	617	344
ITALY	1 622	71 975	40 169	DENMARK	511	2 614	1 472
UNTD KINGDOM	1 260	76 502	42 711	PORTUGAL	225	2 984	1 661
IRELAND	462	20 701	11 533	SPAIN	594	2 299	1 292
DENMARK	713	41 842	23 306	NORWAY	3	181	100
GREECE	41	3 030	1 679	SWEDEN	383	2 030	1 137
PORTUGAL	678	10 831	6 037	FINLAND	12	634	358
SPAIN	711	23 813	13 287	SWITZERLAND	5 634	448 490	251 337
CANARY IS	6	762	422	AUSTRIA	276	3 751	2 110
CEUTA MEL		182	99	MALTA	1 422	6 104	3 406
ICELAND	9	951	541	YUGOSLAVIA	605	1 528	852
NORWAY	372	17 373	9 678	TURKEY	128	169	93
SWEDEN	867	55 200	30 763	SOVIET UNION	625	562	316
FINLAND	362	13 484	7 521	POLAND	175	273	155
SWITZERLAND	1 512	86 566	48 312	CZECHOSLOVA	734	1 233	682
AUSTRIA	3 849	168 427	93 894	HUNGARY	489	1 061	602
ANDORRA	3	202	111	ROMANIA	508	269	156
MALTA	928	27 826	15 562	MOROCCO	22	618	350
YUGOSLAVIA	33	2 971	1 677	MAURITIUS	100	9 694	5 424
TURKEY	46	2 677	1 491	USA	686	6 888	3 828
SOVIET UNION	4	1 093	612	CANADA	64	231	129
POLAND	20	827	457	MEXICO	49	1 508	858
CZECHOSLOVA	113	3 060	1 699	PANAMA	8	290	176
HUNGARY	27	2 417	1 336	BRAZIL	170	437	247
ROMANIA		60	32	ARGENTINA		283	159
BULGARIA	63	1 672	968	ISRAEL	66	226	126
MOROCCO	2	300	175	BAHRAIN		55	30
ALGERIA	11	469	264	QATAR		270	145
LIBYA	5	656	361	OMAN	3	268	146
EGYPT	24	1 996	1 113	PAKISTAN	32	189	107
NIGERIA	6	246	135	INDIA	4	125	69
CAMEROON	5	103	58	THAILAND	298	6 275	4 642
ZAIRE	2	105	57	MALAYSIA	144	1 756	982
ANGOLA	1	132	72	SINGAPORE	1 145	4 316	2 416
KENYA	3	274	150	PHILIPPINES	43	2 234	1 244
SEYCHELLES		76	42	CHINA	3 420	20 086	11 133
MOZAMBIQUE	2	78	43	SOUTH KOREA	2 777	9 452	5 368
MAURITIUS	7	240	135	JAPAN	5 475	180 472	100 891
ZIMBABWE	1	128	72	TAIWAN	3 804	18 100	10 106
REP S AFRICA	115	8 449	4 732	HONG KONG	17 537	245 176	137 225
USA	2 635	182 191	101 534	EXPORTS	115 591	1 245 969	696 821
CANADA	277	23 271	12 950	FRANCE	13 322	175 904	98 418
MEXICO		1 065	585	BELGIUM LUX	4 310	36 299	20 283
GUATEMALA	3	116	63	NETHERLANDS	7 188	65 560	36 618
EL SALVADOR		150	77	ITALY	9 947	100 992	56 439
NICARAGUA	8	178	106	UNTD KINGDOM	15 902	132 145	73 828
PANAMA		167	92	IRELAND	251	2 314	1 281
CUBA	3	271	155	DENMARK	1 779	18 400	10 307
DOMINIC REP		80	43	GREECE	894	8 359	4 685
TRINIDAD TOP		71	42	PORTUGAL	1 382	12 403	6 955
ARUBA		65	36	SPAIN	3 216	33 745	18 886
NETH ANTILL		402	222	CANARY IS	73	767	434
COLOMBIA	3	354	195	CEUTA MEL	9	603	338
VENEZUELA	3	634	342	ICELAND	54	738	414
ECUADOR		215	124	NORWAY	1 218	12 530	7 018
PERU		98	56	SWEDEN	3 162	29 947	16 736
BRAZIL	59	4 389	2 441	FINLAND	1 649	13 012	7 294
CHILE	26	1 094	606	SWITZERLAND	7 659	146 211	81 580
PARAGUAY		245	136	AUSTRIA	4 994	46 975	26 289
URUGUAY	1	132	72	ANDORRA	115	892	492
ARGENTINA	12	1 006	552	MALTA	886	3 455	1 928
CYPRUS	9	479	270	YUGOSLAVIA	651	5 830	3 305
LEBANON	1	132	74	TURKEY	710	13 841	7 742
SYRIA	2	227	126	SOVIET UNION	5	91	49
IRAQ		289	168	POLAND	29	726	415
IRAN	19	1 308	723	CZECHOSLOVA	118	980	557
ISRAEL	66	5 072	2 831	HUNGARY	440	2 690	1 517
JORDAN	2	167	95	ROMANIA	26	57	33
SAUDI ARABIA	113	5 478	3 050	BULGARIA	14	612	340
KUWAIT	12	2 226	1 227	MOROCCO	46	714	399
BAHRAIN	2	315	171	ALGERIA	52	583	333
QATAR	2	322	174	TUNISIA	28	262	150
ARAB EMIRAT	80	2 181	1 213				

6 IMPORTS AND EXPORTS (SPECIAL TRADE) BY GROUPS OF THE SITC-REV. II AND BY COUNTRIES OF PRODUCTION AND CONSUMPTION 1987

GROUP COUNTRY	DT * 100 KG	1 000 DM	1 000 \$	GROUP COUNTRY	DT * 100 KG	1 000 DM	1 000 \$
LIBYA		59	31	SAUDI ARABIA	142	229	127
EGYPT	107	676	278	INDIA	234	419	231
IVORY COAST	8	88	46	SRI LANKA	56	63	36
NIGERIA	19	348	190	THAILAND	289	346	195
CAMEROON	17	82	44	SINGAPORE	5 002	4 902	2 722
ANGOLA	2	66	35	PHILIPPINES	83	156	88
KENYA	14	310	175	CHINA	967	1 339	745
MAURITIUS	25	4 099	2 283	SOUTH KOREA	1 609	1 589	892
ZIMBABWE	11	169	95	JAPAN	23 600	53 858	30 098
REP S AFRICA	634	6 573	3 673	TAIWAN	2 772	3 524	1 978
USA	23 904	144 071	80 413	HONG KONG	17 862	13 033	7 238
CANADA	1 873	10 063	5 597	AUSTRALIA	365	513	519
MEXICO	72	1 413	806	NEW ZEALAND	155	213	121
BERMUDA	20	197	106				
GUATEMALA	5	75	40	EXPORTS	5 427 650	4 392 941	2 449 911
EL SALVADOR		54	31				
COSTA RICA	3	101	56	FRANCE	1 417 036	651 284	363 320
PANAMA	16	1 984	1 126	BELGIUM LUX	230 001	274 435	152 579
AM VIRGIN IS	18	2 211	1 218	NETHERLANDS	540 911	400 070	222 787
JAMAICA	2	126	68	ITALY	161 593	171 521	95 685
BARBADOS	13	258	146	UNITD KINGDOM	738 058	330 349	186 116
NETH ANTILL	10	230	134	IRELAND	2 803	4 463	2 481
COLOMBIA	107	769	432	DENMARK	187 746	118 576	65 938
VENEZUELA	41	936	537	GREECE	19 879	21 225	11 765
ECUADOR	13	266	149	PORTUGAL	16 942	18 880	10 520
PERU	100	830	461	SPAIN	88 968	88 938	49 431
BRAZIL	806	3 426	1 918	CANARY IS	9 252	7 101	3 931
CHILE	64	614	341	CEUTA MEL	421	509	285
URUGUAY	7	67	35	ICELAND	1 655	2 363	1 317
ARGENTINA	776	7 901	4 390	NORWAY	61 736	49 191	27 407
CYPRUS	26	340	188	SWEDEN	260 273	144 480	80 699
LEBANON	3	78	44	FINLAND	24 314	29 393	16 398
SYRIA	39	360	200	SWITZERLAND	634 703	745 408	415 607
IRAQ	1	53	30	AUSTRIA	734 804	710 880	396 345
IRAN	205	1 355	746	VATICAN CITY	6	73	41
ISRAEL	525	6 511	3 633	MALTA	917	1 151	640
JORDAN	12	115	68	YUGOSLAVIA	30 097	31 399	17 402
SAUDI ARABIA	530	8 108	4 554	TURKEY	6 397	19 547	10 854
KUWAIT	161	3 044	1 690	SOVIET UNION	15 032	49 455	27 571
BAHRAIN	46	1 989	1 117	POLAND	7 224	9 103	5 054
QATAR	11	2 910	1 588	CZECHOSLOVA	6 937	8 414	4 686
ARAB EMIRAT	183	6 199	3 486	HUNGARY	7 547	12 750	7 137
OMAN	45	350	196	ROMANIA	782	1 343	749
PAKISTAN	11	126	71	BULGARIA	1 729	7 271	3 975
INDIA	682	6 113	3 449	MOROCCO	1 210	1 811	1 029
SRI LANKA	5	68	37	ALGERIA	402	763	431
THAILAND	99	2 202	1 235	TUNISIA	2 941	5 081	2 799
VIETNAM	7	91	51	LIBYA	611	5 488	3 010
INDONESIA	34	470	261	EGYPT	3 078	4 612	2 566
MALAYSIA	57	705	397	SUDAN	42	165	89
SINGAPORE	844	12 379	7 049	MAURITANIA	112	1 779	967
PHILIPPINES	14	132	77	BURKINA FASO	61	112	63
CHINA	25	2 466	1 406	GAMBIA	32	77	45
NORTH KOREA		122	67	GUINEA	28	637	355
SOUTH KOREA	177	11 052	6 158	SIERRA LEONE	67	66	38
JAPAN	826	22 420	12 637	LIBERIA	72	106	60
TAIWAN	297	2 712	1 514	IVORY COAST	229	466	251
HONG KONG	516	84 839	47 553	GHANA	321	293	168
AUSTRALIA	1 061	9 354	5 228	TOGO	964	1 518	850
NEW ZEALAND	277	2 824	1 574	BENIN	71	103	57
FR POLYNESIA	7	69	37	NIGERIA	320	540	300
				CAMEROON	442	620	350
				CENT AFR REP	126	136	71
				GABON	124	158	87
				CONGO	95	115	66
				ZAIRE	969	14 078	7 828
				RWANDA	56	105	57
				ETHIOPIA	154	243	140
				SOMALIA	41	183	105
				KENYA	1 536	1 089	599
				UGANDA	51	69	36
				TANZANIA	575	605	337
				SEYCHELLES	69	97	55
				MADAGASCAR	35	61	32
				MAURITIUS	189	275	149
				COMOROS	18	73	40
				ZAMBIA	58	66	36
				ZIMBABWE	952	1 305	716
				REP S AFRICA	4 932	9 352	5 248
				BOTSWANA	23	58	31
				USA	104 352	195 452	108 693
				CANADA	9 529	17 709	9 836
				MEXICO	2 123	2 256	1 263
				GUATEMALA	224	757	449
				COSTA RICA	121	223	124
				PANAMA	134	187	103
				HAITI	193	913	502
				DOMINIC REP	124	245	136
				GUADELOUPE	73	180	98
				MARTINIQUE	109	191	106
				ST VINCENT	24	85	45
				NETH ANTILL	42	115	64
				COLOMBIA	978	1 527	841
				VENEZUELA	1 936	6 268	3 558
				SURINAME	27	65	39
				ECUADOR	350	574	316
				PERU	1 092	1 205	673
				BRAZIL	5 903	11 024	6 149
				CHILE	769	1 158	638
				BOLIVIA	234	325	181
				PARAGUAY	202	405	223
				URUGUAY	210	365	199
				ARGENTINA	6 495	9 449	5 216
				CYPRUS	618	877	487
892 PRINTED MATTER							
IMPORTS	1 834 179	1 529 731	855 198				
FRANCE	277 018	139 901	78 849				
BELGIUM LUX	88 793	81 205	45 365				
NETHERLANDS	179 258	150 480	84 115				
ITALY	197 804	142 546	79 531				
UNITD KINGDOM	114 028	158 485	88 317				
IRELAND	5 582	28 119	15 741				
DENMARK	28 317	45 722	25 536				
GREECE	6 014	4 349	2 420				
PORTUGAL	2 075	1 490	838				
SPAIN	107 140	48 940	27 271				
ICELAND	31	58	31				
NORWAY	914	1 133	629				
SWEDEN	21 575	19 612	10 974				
FINLAND	14 560	7 545	4 205				
SWITZERLAND	244 347	240 779	134 806				
AUSTRIA	338 574	214 331	119 845				
YUGOSLAVIA	26 106	14 388	8 055				
TURKEY	3 472	2 206	1 261				
SOVIET UNION	1 116	887	489				
POLAND	195	359	197				
CZECHOSLOVA	38 014	13 299	7 399				
HUNGARY	19 070	8 541	4 770				
ROMANIA	21	63	37				
BULGARIA	38	124	67				
TUNISIA	70	73	40				
EGYPT	292	519	286				
REP S AFRICA	570	367	199				
USA	62 002	117 762	65 681				
CANADA	524	1 374	758				
BAHAMAS	126	98	56				
COLOMBIA	577	643	354				
VENEZUELA	583	183	103				
BRAZIL	398	1 083	594				
ARGENTINA	10	82	49				
LEBANON	241	456	254				
IRAN	78	142	78				
ISRAEL	1 061	1 148	652				
JORDAN	112	67	36				

6 IMPORTS AND EXPORTS (SPECIAL TRADE) BY GROUPS OF THE SITC-REV. II AND BY COUNTRIES OF PRODUCTION AND CONSUMPTION 1967

GROUP COUNTRY	DT = 100 KG	1 000 DM	1 000 \$	GROUP COUNTRY	DT = 100 KG	1 000 DM	1 000 \$
LEBANON	435	1 151	644	NORWAY	71 500	76 848	42 856
SYRIA	855	411	226	SWEDEN	165 274	196 185	109 450
IPAQ	630	1 111	616	FINLAND	42 048	55 439	30 931
IRAN	752	5 725	3 170	SWITZERLAND	582 075	571 720	318 481
ISRAEL	6 707	9 050	5 047	AUSTRIA	477 371	448 709	250 086
JORDAN	356	643	341	ANDORRA	112	433	235
SAUDI ARABIA	3 349	5 786	3 208	GIBRALTAR	15	54	31
KUWAIT	1 327	3 299	1 853	MALTA	2 823	2 766	1 546
BAHRAIN	322	342	190	YUGOSLAVIA	19 921	23 771	13 371
QATAR	105	272	142	TURKEY	12 394	15 120	8 509
ARAB EMIRAT	907	1 428	794	SOVIET UNION	67 378	35 020	19 684
OMAN	203	287	159	POLAND	8 544	9 565	5 386
NORTH YEMEN	95	189	105	CZECHOSLOVA	8 454	12 562	6 968
AFGHANISTAN	52	137	73	HUNGARY	15 704	17 785	9 975
PAKISTAN	471	1 513	847	ROMANIA	3 163	3 810	2 123
INDIA	2 237	10 884	6 012	BULGARIA	1 331	2 582	1 436
BANGLADESH	9	200	109	MOROCCO	3 751	2 768	1 566
MALDIVES	18	64	38	ALGERIA	1 141	2 397	1 342
SRI LANKA	454	362	199	TUNISIA	4 814	5 827	3 251
BURMA	1 239	11 843	6 682	LIBYA	12 017	8 331	4 629
THAILAND	964	1 601	906	EGYPT	13 772	10 265	5 730
INDONESIA	723	1 469	809	SUDAN	1 265	1 060	591
MALAYSIA	659	2 951	1 646	MAURITANIA	172	188	108
SINGAPORE	2 183	4 270	2 381	MALI	2 486	1 598	881
PHILIPPINES	239	433	241	BURKINA FASO	988	476	261
CHINA	2 493	18 624	10 478	NIGER	488	240	132
NORTH KOREA	50	248	137	CHAD	221	70	40
SOUTH KOREA	1 084	6 051	3 367	CAPE VERDE	184	171	96
JAPAN	18 942	60 500	33 865	SENEGAL	133	154	89
TAIWAN	1 229	4 039	2 233	GAMBIA	307	137	78
HONG KONG	3 886	5 847	3 263	GUINEA	269	120	63
AUSTRALIA	8 122	14 950	8 324	LIBERIA	1 406	705	393
PAPUA NEW G	53	152	82	IVORY COAST	645	554	310
NEW ZEALAND	1 250	2 451	1 365	GHANA	253	311	174
WEST SAMOA	19	64	34	TOGO	293	194	110
FR POLYNESIA	51	78	46	BENIN	847	380	207
				NIGERIA	10 924	6 081	3 485
				CAMEROON	961	896	499
				CENT AFR REP	100	57	32
				GABON	142	193	104
				CONGO	186	142	78
				ZAIRE	841	598	329
				RWANDA	219	289	159
				BURUNDI	31	69	39
				ANGOLA	44	125	71
				ETHIOPIA	6 512	2 117	1 162
				DJIBOUTI	304	79	44
				SOMALIA	150	191	107
				KENYA	1 024	1 259	711
				UGANDA	418	139	75
				TANZANIA	2 053	837	485
				MOZAMBIQUE	36	66	37
				MADAGASCAR	136	143	77
				REUNION	1 565	1 189	648
				MAURITIUS	380	633	353
				ZAMBIA	23	56	32
				ZIMBABWE	97	201	110
				MALAWI	1 316	324	178
				REP S AFRICA	12 615	19 790	11 023
				USA	167 560	257 596	143 627
				CANADA	36 651	54 500	30 520
				MEXICO	1 223	3 532	1 948
				BERMUDA	74	196	108
				GUATEMALA	503	650	357
				BELIZE	243	86	49
				HONDURAS	89	166	97
				EL SALVADOR	124	284	156
				NICARAGUA	98	105	55
				COSTA RICA	192	374	213
				PANAMA	70	362	203
				CUBA	166	1 016	574
				HAITI	316	265	145
				BAHAMAS	24	65	38
				DOMINIC REP	109	255	141
				GUADELOUPE	817	302	170
				ANTIGUA	241	77	43
				MARTINIQUE	255	251	139
				JAMAICA	106	199	108
				ST LUCIA	38	76	42
				ST VINCENT	93	67	38
				BARBADOS	230	291	162
				TRINIDAD TOB	1 247	2 082	1 168
				GRENADA	311	124	77
				NETH ANTILL	578	737	413
				COLOMBIA	493	882	491
				VENEZUELA	1 036	2 783	1 567
				SURINAME	53	59	31
				FRENCH GUIAN	248	131	73
				ECUADOR	603	1 425	800
				PERU	783	1 443	801
				BRAZIL	1 568	4 983	2 787
				CHILE	3 677	4 770	2 669
				BOLIVIA	403	407	229
				PARAGUAY	172	328	185
				URUGUAY	515	701	392
				ARGENTINA	2 730	4 799	2 699
				CYPRUS	2 052	2 561	1 439
				LEBANON	1 278	976	536
				SYRIA	1 020	1 505	835
				IRAQ	5 316	3 460	1 962
				IRAN	5 476	7 323	4 033
				ISRAEL	20 223	29 522	16 395
				JORDAN	2 015	2 428	1 346
				SAUDI ARABIA	21 283	25 767	14 445
653 ARTICLES OF PLASTIC NES							
IMPORTS	3 653 597	3 025 568	1 686 219				
FRANCE	534 781	413 667	230 393				
BELGIUM LUX	353 578	262 206	146 026				
NETHERLANDS	672 770	460 412	256 490				
ITALY	508 630	377 395	210 631				
UNTD KINGDOM	199 992	193 451	107 983				
IRELAND	51 666	69 709	38 802				
DENMARK	134 413	126 290	70 383				
GREECE	6 446	6 728	3 755				
PORTUGAL	7 111	5 208	2 912				
SPAIN	23 376	23 247	12 966				
NORWAY	5 953	4 643	2 611				
SWEDEN	75 416	67 503	37 694				
FINLAND	14 840	19 400	10 812				
SWITZERLAND	239 530	286 382	159 335				
AUSTRIA	275 429	218 234	121 705				
MALTA	325	2 429	1 336				
YUGOSLAVIA	39 385	15 098	8 407				
TURKEY	4 157	2 424	1 355				
POLAND	5 228	1 841	1 034				
CZECHOSLOVA	10 183	2 095	1 175				
HUNGARY	21 053	5 907	3 301				
ROMANIA	33 666	5 191	2 878				
BULGARIA	524	323	177				
TUNISIA	110	252	143				
REP S AFRICA	409	362	197				
USA	57 354	159 019	88 664				
CANADA	2 379	2 464	1 369				
MEXICO	371	248	138				
COSTA RICA	6	69	39				
HAITI	218	399	223				
ST LUCIA	141	382	215				
BRAZIL	3 414	1 177	653				
ISRAEL	18 185	18 224	10 131				
SAUDI ARABIA	1 321	836	476				
INDIA	243	244	137				
THAILAND	25 307	9 280	5 163				
MALAYSIA	2 420	1 262	699				
SINGAPORE	5 642	4 286	2 391				
PHILIPPINES	1 407	729	417				
CHINA	53 367	21 959	12 290				
SOUTH KOREA	46 606	20 864	11 600				
JAPAN	19 110	61 878	34 504				
TAIWAN	116 211	92 968	51 856				
HONG KONG	80 122	58 025	32 263				
AUSTRALIA	320	374	217				
NEW ZEALAND	134	206	120				
EXPORTS	6 144 436	5 932 300	3 307 737				
FRANCE	1 002 724	939 870	524 130				
BELGIUM LUX	611 100	544 345	303 282				
NETHERLANDS	1 333 809	997 213	555 691				
ITALY	307 030	342 584	190 720				
UNTD KINGDOM	593 393	615 364	343 018				
IRELAND	34 966	31 067	17 372				
DENMARK	168 644	164 347	91 692				
GREECE	31 567	28 626	15 984				
PORTUGAL	19 428	22 956	12 814				
SPAIN	50 061	75 139	41 996				
CANARY IS	1 567	1 693	948				
CEUTA MEL	91	232	131				
ICELAND	8 814	9 412	5 291				
FAROE IS	816	671	366				

6 IMPORTS AND EXPORTS (SPECIAL TRADE) BY GROUPS OF THE SITC-REV. II AND BY COUNTRIES OF PRODUCTION AND CONSUMPTION 1987

GROUP COUNTRY	DT * 100 KG	1 000 DM	1 000 \$	GROUP COUNTRY	DT * 100 KG	1 000 DM	1 000 \$
KUWAIT	5 912	8 214	4 538	CEUTA MEL	45	130	74
BAHRAIN	1 322	1 944	1 072	ICELAND	1 525	2 980	1 671
QATAR	658	1 185	653	FAROE IS	26	50	30
ARAB EMIRAT	9 723	7 813	4 340	NORWAY	13 961	26 111	14 527
OMAN	512	895	487	SWEDEN	28 860	58 328	32 664
NORTH YEMEN	4 512	2 893	1 661	FINLAND	13 568	23 393	13 094
SOUTH YEMEN	157	192	106	SWITZERLAND	93 639	217 961	121 820
AFGHANISTAN	1 389	677	377	AUSTRIA	106 262	169 220	94 393
PAKISTAN	649	1 283	714	ANDORRA	230	1 561	867
INDIA	1 762	10 765	6 051	MALTA	1 105	1 719	955
BANGLADESH	51	210	120	YUGOSLAVIA	3 634	6 458	3 579
MALDIVES	1 065	233	128	TURKEY	1 413	2 550	1 426
SRI LANKA	825	1 147	632	SOVIET UNION	209	1 322	729
BURMA	2 190	653	356	POLAND	736	1 244	688
THAILAND	2 062	5 151	2 893	CZECHOSLOVA	1 858	4 028	2 266
VIETNAM	236	143	79	HUNGARY	2 420	7 047	3 885
INDONESIA	2 152	3 621	2 020	ROMANIA	267	395	216
MALAYSIA	3 853	6 643	3 690	BULGARIA	521	1 328	747
BRUNEI	77	295	169	MOROCCO	157	654	362
SINGAPORE	10 131	16 554	9 244	TUNISIA	449	794	442
PHILIPPINES	1 630	2 303	1 299	LIBYA	916	904	535
CHINA	1 072	4 360	2 485	EGYPT	762	1 638	895
NORTH KOREA	77	94	53	SENEGAL	72	165	90
SOUTH KOREA	6 063	7 773	4 373	SIERRA LEONE	108	419	237
JAPAN	12 512	33 511	18 746	IVORY COAST	369	623	343
TAIWAN	3 249	6 217	3 456	GHANA	27	105	57
HONG KONG	10 487	13 536	7 550	NIGERIA	127	469	267
AUSTRALIA	42 383	46 319	27 023	CAMEROON	173	195	109
NEW ZEALAND	6 825	7 402	4 140	ZAIRE	51	65	35
NEW CALEDON	202	167	88	RWANDA	32	53	31
WEST SAMOA	89	100	61	ETHIOPIA	11	56	31
FR POLYNESIA	158	229	128	KENYA	57	316	170
				TANZANIA	19	88	45
				REUNION	57	153	84
				MAURITIUS	91	271	155
				ZAMBIA	9	71	37
				ZIMBABWE	185	94	51
				REP S AFRICA	1 251	2 350	1 330
				BOTSWANA	32	152	83
				USA	69 425	181 137	100 875
				CANADA	9 331	21 856	12 155
				MEXICO	190	533	301
				BERMUDA	29	81	47
				GUATEMALA	45	88	47
				PANAMA	85	106	59
				CUBA	12	120	65
				GADELOUPE	26	67	38
				MARTINIQUE	99	184	101
				ARUBA	33	455	250
				NETH ANTILL	110	270	151
				COLOMBIA	57	273	149
				VENEZUELA	15	103	54
				ECUADOR	65	232	132
				PERU	33	357	196
				BRAZIL	447	1 479	818
				CHILE	785	888	502
				PARAGUAY	52	149	80
				URUGUAY	119	1 079	619
				ARGENTINA	281	1 048	587
				CYPRUS	569	1 027	584
				LEBANON	243	184	104
				SYRIA	586	1 288	699

6 IMPORTS AND EXPORTS (SPECIAL TRADE) BY GROUPS OF THE SITC-REV. II AND BY COUNTRIES OF PRODUCTION AND CONSUMPTION 1987

GROUP COUNTRY	DT = 100 KG	1 000 DM	1 000 \$	GROUP COUNTRY	DT = 100 KG	1 000 DM	1 000 \$
IRELAND	961	5 778	3 245	AM VIRGIN IS		101	55
DENMARK	1 408	2 849	1 584	GUADELOUPE	36	213	112
PORTUGAL	147	93	49	MARTINIQUE	14	90	50
SPAIN	3 533	3 777	2 132	TRINIDAD TOB	98	291	160
NORWAY	304	625	351	NETH ANTILL	23	172	92
SWEDEN	1 785	4 689	2 610	COLOMBIA	92	1 210	665
FINLAND	127	291	174	VENEZUELA	528	2 785	1 593
SWITZERLAND	18 276	72 266	40 245	ECUADOR	379	1 619	890
AUSTRIA	23 354	27 128	15 184	PERU	1 374	3 243	1 810
YUGOSLAVIA	161	259	146	BRAZIL	293	1 966	1 102
TURKEY	203	420	241	CHILE	823	3 058	1 712
POLAND	84	54	30	BOLIVIA	550	2 007	1 120
CZECHOSLOVA	886	731	410	PARAGUAY	123	665	368
HUNGARY	207	603	338	URUGUAY	462	1 085	610
ROMANIA	623	143	79	ARGENTINA	651	2 603	1 456
USA	6 441	24 905	13 874	CYPRUS	361	1 147	631
CANADA	76	435	246	LEBANON	75	252	135
MEXICO	17	83	45	SYRIA	129	314	172
BRAZIL	904	908	505	IRAQ	161	440	243
ISRAEL	74	283	157	IRAN	2 189	4 644	2 565
INDIA	164	570	318	ISRAEL	1 438	5 366	3 006
THAILAND	106	156	88	JORDAN	434	886	499
INDONESIA	56	111	63	SAUDI ARABIA	3 347	9 672	5 393
MALAYSIA	710	1 404	776	KUWAIT	509	1 810	1 006
SINGAPORE	79	308	167	BAHRAIN	144	571	320
CHINA	1 489	710	395	QATAR	195	657	366
SOUTH KOREA	1 488	1 771	978	ARAB EMIRAT	1 027	2 833	1 573
JAPAN	17 059	91 121	50 684	OMAN	235	606	329
TAIWAN	3 378	6 159	3 453	NORTH YEMEN	8	72	40
HONG KONG	2 115	2 703	1 496	SOUTH YEMEN	46	87	49
EXPORTS	274 713	1 029 749	574 077	AFGHANISTAN	40	117	64
FRANCE	36 986	125 012	69 709	PAKISTAN	1 001	2 127	1 192
BELGIUM LUX	10 885	39 021	21 671	INDIA	458	1 540	867
NETHERLANDS	25 948	69 854	38 901	BANGLADESH	387	731	407
ITALY	21 407	86 031	47 970	SRI LANKA	161	492	273
UNITED KINGDOM	24 436	101 216	56 298	NEPAL	30	101	56
IRELAND	1 017	3 199	1 778	BURMA	80	77	43
DENMARK	7 324	26 323	14 662	THAILAND	2 036	5 024	2 820
GREECE	2 698	10 486	5 875	INDONESIA	2 331	5 965	3 320
PORTUGAL	3 193	10 974	6 139	MALAYSIA	2 580	5 097	2 864
SPAIN	14 615	58 728	32 639	SINGAPORE	1 177	6 108	3 408
CANARY IS	458	2 829	1 582	PHILIPPINES	907	3 426	1 910
ICELAND	176	853	474	CHINA	147	640	352
NORWAY	3 750	16 378	9 115	SOUTH KOREA	469	2 754	1 548
SWEDEN	5 172	26 404	14 757	JAPAN	3 810	36 325	20 385
FINLAND	3 844	14 755	8 209	TAIWAN	1 112	4 498	2 496
SWITZERLAND	24 238	68 345	38 043	HONG KONG	2 299	12 888	7 190
AUSTRIA	10 257	38 646	21 536	AUSTRALIA	2 843	16 421	9 176
ANDORRA	36	947	514	NEW ZEALAND	366	2 528	1 411
MALTA	132	553	300	AMER OCEANIA	3	327	187
YUGOSLAVIA	597	3 329	1 840	NEW CALEDON	42	217	120
TURKEY	2 411	8 794	4 917	FR POLYNESIA	75	328	183
SOVIET UNION	332	1 587	891	896 WORKS OF ART ETC			
POLAND	390	1 806	1 013	IMPORTS	40 573	561 171	312 988
CZECHOSLOVA	364	2 194	1 241	FRANCE	935	40 151	22 319
HUNGARY	4 036	22 453	12 591	BELGIUM LUX	785	13 374	7 477
ROMANIA	66	502	286	NETHERLANDS	2 121	22 745	12 673
BULGARIA	183	1 932	1 099	ITALY	1 534	17 630	9 801
ALBANIA	30	99	55	UNITED KINGDOM	14 075	116 715	65 042
MOROCCO	447	1 589	898	IRELAND	29	715	398
ALGERIA	762	1 666	955	DENMARK	8 994	26 898	15 023
TUNISIA	456	827	463	GREECE	253	6 362	3 548
LIBYA	4	63	34	PORTUGAL	35	1 641	914
EGYPT	883	2 581	1 451	SPAIN	684	3 262	1 821
SUDAN	21	67	38	CANARY IS		78	43
MALI	32	75	39	ICELAND	4	200	113
BURKINA FASO	27	77	40	FAROE IS		696	384
NIGER	28	125	66	NORWAY	50	1 203	670
SENEGAL	62	175	93	SWEDEN	1 907	4 788	2 667
LIBERIA	13	151	86	FINLAND	22	917	508
IVORY COAST	180	737	410	SWITZERLAND	2 148	154 011	86 190
GHANA	110	217	120	AUSTRIA	1 460	27 837	15 540
TOGO	27	92	53	VATICAN CITY	18	1 705	959
NIGERIA	446	1 096	602	MALTA	1	511	284
CAMEROON	180	585	324	YUGOSLAVIA	12	1 009	557
GABON	49	191	108	TURKEY	54	1 180	664
CONGO	39	129	73	SOVIET UNION	421	2 739	1 532
ZAIRE	27	127	68	POLAND	66	788	448
RWANDA	74	185	106	CZECHOSLOVA	614	3 046	1 715
ANGOLA	42	218	119	HUNGARY	434	2 263	1 258
ETHIOPIA	690	563	306	ROMANIA	10	370	203
DJIBOUTI	13	59	31	BULGARIA	79	534	293
KENYA	235	490	277	MOROCCO	36	75	41
UGANDA	64	497	270	TUNISIA	9	55	30
TANZANIA	18	80	46	EGYPT	7	1 085	596
MADAGASCAR	26	62	35	NIGERIA	46	59	33
REUNION	44	243	129	ZIMBABWE	29	83	46
MAURITIUS	65	186	103	REP S AFRICA	40	1 114	648
ZAMBIA	55	204	112	USA	1 467	83 511	46 405
ZIMBABWE	74	196	109	CANADA	56	2 497	1 402
MALAWI	117	240	134	PANAMA	22	1 032	576
REP S AFRICA	2 995	11 087	6 187	CUBA	21	1 611	898
USA	18 599	83 861	46 783	PERU	27	153	83
CANADA	1 783	11 015	6 145	BRAZIL	34	214	121
MEXICO	681	3 972	2 242	CHILE	1	81	46
GUATEMALA	297	1 031	586	URUGUAY	8	1 022	566
HONDURAS	191	489	271	ARGENTINA	17	596	340
EL SALVADOR	97	488	271	CYPRUS	4	247	138
COSTA RICA	178	606	335	SYRIA	6	67	37
PANAMA	64	302	164	IRAQ		85	47
CUBA	38	178	97	IRAN	6	281	150
DOMINIC REP	143	721	398				

6 IMPORTS AND EXPORTS (SPECIAL TRADE) BY GROUPS OF THE SITC-REV. II AND BY COUNTRIES OF PRODUCTION AND CONSUMPTION 1987

GROUP COUNTRY	DT * 100 KG	1 000 DM	1 000 \$	GROUP COUNTRY	DT * 100 KG	1 000 DM	1 000 \$
ISRAEL	13	986	548	URUGUAY	9	97	54
JORDAN		158	87	ARGENTINA	4	62	34
PAKISTAN	13	88	48	LEBANON	2	163	99
INDIA	187	564	315	ISRAEL	12	11 967	6 689
NEPAL	5	263	144	PAKISTAN	13	95	53
THAILAND	65	610	336	INDIA	1 704	9 435	5 238
INDONESIA	67	122	70	SRI LANKA	9	1 766	988
SINGAPORE	4	167	93	NEPAL	7	198	111
CHINA	218	1 803	998	BURMA		376	206
SOUTH KOREA	75	1 169	658	THAILAND	277	45 915	25 678
JAPAN	119	2 123	1 171	INDONESIA	33	1 726	958
TAIWAN	514	22 963	535	MALAYSIA	5	6 634	3 730
HONG KONG	514	2 622	1 467	SINGAPORE	4	555	309
MACAO	7	199	115	PHILIPPINES	441	2 765	1 535
AUSTRALIA	14	972	540	CHINA	203	20 470	11 360
PAPUA NEW G.	57	70	40	SOUTH KOREA	4 578	23 895	13 317
NEW ZEALAND	1	157	87	JAPAN	179	28 848	15 952
EXPORTS	9 602	806 594	450 159	TAIWAN	2 712	25 417	14 164
FRANCE	555	68 984	39 675	HONG KONG	5 472	72 432	40 380
BELGIUM LUX	655	13 159	7 371	NEW ZEALAND	4	392	221
NETHERLANDS	552	44 790	24 732	EXPORTS	9 921	1 164 085	649 896
ITALY	234	22 695	12 623	FRANCE	1 189	63 629	35 514
UNITED KINGDOM	709	139 996	77 645	BELGIUM LUX	530	52 870	29 386
IRELAND		220	120	NETHERLANDS	1 436	119 295	66 443
DENMARK	279	4 979	2 774	ITALY	301	15 741	11 050
GREECE	6	230	128	UNITED KINGDOM	643	69 058	38 514
PORTUGAL	36	1 461	797	IRELAND	73	2 341	1 302
SPAIN	248	22 719	13 005	DENMARK	218	27 456	15 266
NORWAY	25	1 408	780	GREECE	108	10 554	5 874
SWEDEN	64	3 851	2 172	PORTUGAL	38	2 405	1 342
FINLAND	8	1 410	783	SPAIN	409	7 347	4 105
SWITZERLAND	2 741	262 152	145 071	CANARY IS		767	422
AUSTRIA	860	44 881	24 886	CEUTA MEL		238	133
VATICAN CITY	5	208	119	ICELAND	7	2 257	1 266
YUGOSLAVIA	11	333	185	NORWAY	198	38 383	21 377
TURKEY	1	972	573	SWEDEN	332	25 082	14 013
SOVIET UNION	12	268	157	FINLAND	139	10 568	5 882
POLAND	21	2 486	1 417	SWITZERLAND	1 275	295 990	165 343
CZECHOSLOVAKIA		109	61	AUSTRIA	907	151 552	84 674
HUNGARY	69	11 468	6 322	ANDORRA		658	363
LIBYA	25	106	57	GIBRALTAR		81	44
EGYPT	10	359	217	MALTA		85	45
NIGERIA	2	86	49	YUGOSLAVIA	505	3 766	2 095
REP S AFRICA	16	1 065	590	TURKEY	110	1 025	575
USA	2 113	128 021	72 046	SOVIET UNION		595	324
CANADA	41	4 909	2 719	POLAND	2	1 566	869
MEXICO	1	117	63	CZECHOSLOVAKIA	4	3 064	1 724
CUBA	8	99	55	HUNGARY	3	2 415	1 391
BAHAMAS		274	162	BULGARIA	1	2 320	1 314
COLOMBIA		86	47	MOROCCO	18	321	179
VENEZUELA	1	214	122	ALGERIA	46	531	294
BRAZIL	4	518	291	TUNISIA	20	336	189
CHILE		70	39	LIBYA	1	54	30
ARGENTINA		68	37	EGYPT	7	2 349	1 299
ISRAEL	19	1 394	764	SENEGAL	2	61	35
SAUDI ARABIA	31	156	86	IVORY COAST	18	771	432
ARAB EMIRAT	4	489	267	TOGO	5	365	200
THAILAND		89	50	BENIN	11	641	356
INDONESIA	7	176	97	NIGERIA	10	342	188
SINGAPORE	3	173	97	KENYA	3	608	338
PHILIPPINES	9	194	116	REUNION		71	41
JAPAN	159	16 418	9 282	MAURITIUS	23	5 433	3 037
HONG KONG	11	1 182	656	ZIMBABWE		3 748	2 087
AUSTRALIA	12	1 040	573	REP S AFRICA	51	12 158	6 915
897 GOLD, SILVER WARE, JEWELRY				USA	450	66 137	36 960
IMPORTS	23 490	822 432	459 848	CANADA	83	6 865	3 799
FRANCE	425	35 824	20 097	MEXICO	3	2 011	1 133
BELGIUM LUX	133	5 147	2 864	BERMUDA		2 450	1 349
NETHERLANDS	990	12 018	6 694	GUATEMALA		142	80
ITALY	2 998	315 701	176 704	HONDURAS		342	184
UNITED KINGDOM	545	29 963	16 728	PANAMA	2 405	1 326	
IRELAND	382	9 932	5 552	CUBA		82	49
DENMARK	129	4 673	2 615	HAITI	2	217	121
GREECE	41	2 123	1 203	BAHAMAS		2 067	1 161
PORTUGAL	11	2 937	1 641	AM VIRGIN IS		2 648	1 487
SPAIN	70	10 762	6 063	GUADELOUPE		409	225
NORWAY	1	1 129	625	ANTIGUA		246	140
SWEDEN	17	652	364	MARTINIQUE		82	46
FINLAND	20	12 611	7 087	CAYMAN IS		2 056	1 187
SWITZERLAND	145	35 722	19 948	JAMAICA		867	481
AUSTRIA	671	36 616	20 480	ST LUCIA		61	35
YUGOSLAVIA	11	959	528	BARBADOS		928	516
TURKEY	13	2 940	1 667	TRINIDAD TOB		63	36
SOVIET UNION	6	9 380	5 499	GRENADA		86	49
POLAND	9	1 101	627	ARUBA	1	1 136	639
CZECHOSLOVAKIA	301	4 250	2 369	NETH ANTILL	6	4 081	2 312
HUNGARY	5	843	464	COLOMBIA	1	3 058	1 711
EGYPT	7	94	50	VENEZUELA		756	422
ZAIRE	12	98	54	ECUADOR		391	215
MAURITIUS	11	2 338	1 307	BRAZIL	2	2 410	1 362
REP S AFRICA	8	410	225	CHILE		432	255
USA	370	23 911	13 379	BOLIVIA	1	111	60
CANADA	5	502	278	PARAGUAY		53	30
MEXICO	119	2 673	1 476	URUGUAY		105	58
NETH ANTILL		57	31	ARGENTINA	7	421	235
COLOMBIA		186	103	CYPRUS		258	145
PERU	11	219	125	LEBANON		119	63
BRAZIL	302	2 875	1 598	IRAQ	4	160	88
CHILE	39	187	106	IRAN		93	56
				ISRAEL	71	5 621	3 140
				JORDAN		646	360
				SAUDI ARABIA	44	6 552	3 665

6 IMPORTS AND EXPORTS (SPECIAL TRADE) BY GROUPS OF THE SITC-REV. II AND BY COUNTRIES OF PRODUCTION AND CONSUMPTION 1987

GROUP COUNTRY	DT * 100 KG	1 000 DM	1 000 \$	GROUP COUNTRY	DT * 100 KG	1 000 DM	1 000 \$
KUWAIT	12	1 091	598	BULGARIA	639	4 095	2 309
BAHRAIN	5	1 425	805	ALBANIA	65	341	192
QATAR	2	6 591	3 716	MOROCCO	534	1 499	827
ARAB EMIRAT	9	12 005	6 700	ALGERIA	213	596	339
OMAN		795	442	TUNISIA	258	873	491
NORTH YEMEN	99	1 720	963	LIBYA	85	1 846	1 008
AFGHANISTAN	4	67	37	EGYPT	399	1 431	791
PAKISTAN		964	529	BURKINA FASO	7	83	46
INDIA	11	332	188	NIGER	15	74	40
THAILAND	4	1 635	934	IVORY COAST	32	203	111
INDONESIA	1	154	89	GHANA	10	146	80
MALAYSIA	1	895	496	NIGERIA	314	966	530
BRUNEI	14	3 187	1 719	CAMEROON	24	141	79
SINGAPORE	10	9 201	5 139	GABON	7	97	52
PHILIPPINES	3	821	473	ZAIRE	16	95	50
CHINA	3	904	526	RWANDA	26	100	60
NORTH KOREA		110	60	ANGOLA	78	444	244
SOUTH KOREA	1	1 236	694	ETHIOPIA	36	214	120
JAPAN	263	32 546	18 189	KENYA	44	219	117
TAIWAN		714	388	TANZANIA	27	115	66
HONG KONG	91	16 420	9 214	MAURITIUS	18	84	45
AUSTRALIA	68	9 897	5 528	ZIMBABWE	5	74	40
NEW ZEALAND	1	635	349	REP S AFRICA	2 017	10 485	5 656
AMER OCEANIA		77	43	USA	65 930	278 918	154 504
NEW CALEDON		162	92	CANADA	6 488	24 250	13 479
FIJI		57	34	MEXICO	271	1 699	946
FR POLYNESIA		494	273	BERMUDA	24	108	61
				GUATEMALA	27	126	70
				EL SALVADOR	6	124	69
				COSTA RICA	26	158	84
				PANAMA	43	87	47
				CUBA	24	118	65
				GUADELOUPE	9	59	31
				BARBADOS	15	96	55
				NETH ANTILL	17	81	47
				COLOMBIA	96	493	272
				VENEZUELA	539	2 114	1 172
				ECUADOR	36	279	154
				PERU	112	640	350
				BRAZIL	794	4 032	2 272
				CHILE	106	552	308
				URUGUAY	55	191	106
				ARGENTINA	844	3 893	2 187
				CYPRUS	253	811	450
				LEBANON	30	218	121
				SYRIA	124	242	136
				IRAQ	9	105	57
				IRAN	694	2 254	1 283
				ISRAEL	2 244	8 307	4 622
				JORDAN	47	185	107
				SAUDI ARABIA	469	3 486	1 922
				KUWAIT	419	1 451	809
				BAHRAIN	10	115	63
				QATAR	13	151	80
				ARAB EMIRAT	147	704	396
				OMAN	215	435	241
				NORTH YEMEN	47	71	37
				AFGHANISTAN	64	421	238
				PAKISTAN	92	365	203
				INDIA	1 014	4 085	2 351
				SRI LANKA	5	69	37
				BURMA	1	133	73
				THAILAND	107	611	334
				INDONESIA	158	546	305
				MALAYSIA	94	733	421
				BRUNEI	10	59	34
				SINGAPORE	1 090	5 584	3 120
				PHILIPPINES	40	152	80
				CHINA	1 654	8 580	4 732
				NORTH KOREA	10	211	124
				SOUTH KOREA	591	8 446	4 737
				JAPAN	8 361	88 781	49 518
				TAIWAN	1 365	6 086	3 399
				HONG KONG	2 438	11 982	6 648
				AUSTRALIA	10 354	31 147	17 275
				NEW ZEALAND	1 081	3 886	2 170
				NEW CALEDON	28	81	46
				FR POLYNESIA	52	196	107
298 MUSICAL INSTRUMENTS,PTS							
IMPORTS	660 758	2 266 420	1 267 657				
FRANCE	117 605	267 059	160 341				
BELGIUM LUX	9 071	35 902	20 045				
NETHERLANDS	79 015	216 220	121 332				
ITALY	22 421	71 455	40 014				
UNTD KINGDOM	70 809	279 080	156 106				
IRELAND	11 136	96 766	53 991				
DENMARK	7 926	41 909	23 302				
GREECE	844	2 505	1 416				
PORTUGAL	919	1 716	962				
SPAIN	1 750	7 342	4 133				
NORWAY	93	2 008	1 134				
SWEDEN	1 600	8 433	4 759				
FINLAND	1 892	4 199	2 344				
SWITZERLAND	9 293	61 777	34 400				
AUSTRIA	12 412	46 093	25 814				
YUGOSLAVIA	2 422	2 946	1 651				
TURKEY	2 789	7 815	4 406				
SOVIET UNION	220	305	171				
POLAND	416	470	258				
CZECHOSLOVA	2 428	4 603	2 601				
HUNGARY	1 176	1 861	1 053				
BULGARIA	741	1 321	746				
REP S AFRICA	182	597	328				
USA	42 934	310 693	173 706				
CANADA	905	5 394	3 018				
MEXICO	71	179	100				
PANAMA	158	500	272				
BRAZIL	25	103	53				
ISRAEL	121	1 146	635				
PAKISTAN	61	96	54				
INDIA	71	267	145				
THAILAND	842	910	507				
INDONESIA	542	703	384				
SINGAPORE	381	6 965	3 900				
PHILIPPINES	153	2 093	1 162				
CHINA	5 666	6 642	3 885				
SOUTH KOREA	25 745	44 979	25 087				
JAPAN	182 130	632 833	354 370				
TAIWAN	8 176	17 402	9 736				
HONG KONG	35 284	51 669	28 517				
MACAO	32	119	69				
AUSTRALIA	115	890	498				
EXPORTS	754 570	2 730 138	1 524 695				
FRANCE	131 344	390 166	218 566				
BELGIUM LUX	21 752	103 412	57 611				
NETHERLANDS	102 540	316 639	176 675				
ITALY	49 108	188 317	105 257				
UNTD KINGDOM	134 596	369 013	206 371				
IRELAND	2 435	7 299	4 082				
DENMARK	19 672	62 118	34 782				
GREECE	3 350	12 334	6 906				
PORTUGAL	4 732	16 006	8 974				
SPAIN	22 179	73 497	41 066				
CANARY IS	489	1 226	679				
ICELAND	443	1 872	1 052				
FAROE IS	3	59	36				
NORWAY	7 604	28 571	15 975				
SWEDEN	29 160	77 697	43 461				
FINLAND	6 808	25 336	14 198				
SWITZERLAND	40 668	233 136	130 301				
AUSTRIA	41 586	191 660	107 280				
ANDORRA	772	2 238	1 234				
MALTA	471	1 073	602				
YUGOSLAVIA	3 330	15 816	8 875				
TURKEY	3 263	10 306	5 748				
SOVIET UNION	4 703	26 323	14 739				
POLAND	4 780	14 567	8 062				
CZECHOSLOVA	1 855	10 774	6 071				
HUNGARY	2 941	14 672	8 383				
ROMANIA	185	2 034	1 132				
				899 OTHER MANUFACTURED GOODS			
				IMPORTS	981 228	1 436 169	801 902
				FRANCE	39 788	111 202	61 957
				BELGIUM LUX	12 158	27 453	15 323
				NETHERLANDS	104 400	124 431	69 370
				ITALY	73 317	107 027	59 838
				UNTD KINGDOM	48 843	60 860	33 949
				IRELAND	2 441	12 768	7 095
				DENMARK	11 021	35 294	19 838
				GREECE	535	2 045	1 159
				PORTUGAL	46 717	25 585	14 598
				SPAIN	6 380	7 956	7 795
				ICELAND	1	70	37
				NORWAY	3 475	3 623	2 023
				SWEDEN	14 761	29 197	16 355
				FINLAND	1 919	6 932	3 864
				SWITZERLAND	43 149	176 597	98 650
				AUSTRIA	6 692	34 939	19 486
				MALTA	1	322	179
				YUGOSLAVIA	73 926	25 246	14 043
				TURKEY	2 467	2 831	1 582
				SOVIET UNION	75	542	302
				POLAND	14 565	5 829	3 243

6 IMPORTS AND EXPORTS (SPECIAL TRADE) BY GROUPS OF THE SITC-REV. 11 AND BY COUNTRIES OF PRODUCTION AND CONSUMPTION 1987

GROUP COUNTRY	DT * 100 KG	1 000 DM	1 000 \$	GROUP COUNTRY	DT * 100 KG	1 000 DM	1 000 \$
CZECHOSLOVA	20 414	6 532	3 647	DOMINIC REP	36	120	64
HUNGARY	13 506	6 601	3 668	GUADELOUPE	195	194	107
ROMANIA	27 450	11 439	6 384	MARTINIQUE	219	206	109
BULGARIA	1 515	251	141	TRINIDAD TOB	30	101	59
ALBANIA	1 028	907	503	NETH ANTILL	81	172	93
MOROCCO	700	699	390	COLOMBIA	36	483	266
TUNISIA	17	71	39	VENEZUELA	218	1 463	828
BURKINA FASO	123	232	129	ECUADOR	118	580	327
KENYA	725	1 237	683	PERU	150	822	461
MAURITIUS	7	98	55	BRAZIL	116	5 890	3 304
ZIMBABWE	7	55	31	CHILE	158	1 503	838
REP S AFRICA	652	2 177	1 216	BOLIVIA	19	137	73
LESOTHO	1 660	1 506	837	PARAGUAY	37	132	74
USA	4 859	121 887	67 972	URUGUAY	169	644	350
CANADA	329	13 824	7 771	ARGENTINA	296	2 562	1 429
MEXICO	343	441	249	CYPRUS	431	1 089	606
HAITI	762	367	207	LEBANON	86	280	159
TRINIDAD TOB		86	47	SYRIA	1 054	1 003	555
BRAZIL	477	3 587	1 988	IRAQ	56	810	455
CHILE	3	63	38	IRAN	1 508	3 550	1 950
URUGUAY	7	507	283	ISRAEL	3 042	8 450	4 717
ISRAEL	68	401	222	JORDAN	149	403	224
PAKISTAN	19	60	33	SAUDI ARABIA	1 934	6 621	3 701
INDIA	825	1 627	916	KUWAIT	405	1 309	734
BANGLADESH	712	571	318	BAHRAIN	151	314	176
SRI LANKA	1 315	712	389	QATAR	112	429	241
THAILAND	3 598	4 247	2 394	ARAB EMIRAT	686	2 074	1 143
VIETNAM	743	257	148	OMAN	63	153	82
INDONESIA	1 245	1 718	961	NORTH YEMEN	53	286	160
MALAYSIA	519	5 866	3 252	AFGHANISTAN	105	240	136
SINGAPORE	4 605	3 983	2 195	PAKISTAN	126	635	348
PHILIPPINES	15 982	20 482	11 406	INDIA	403	2 586	1 440
CHINA	205 912	132 395	74 123	BANGLADESH	14	73	43
SOUTH KOREA	13 817	42 284	23 539	SRI LANKA	392	2 544	1 421
JAPAN	30 793	86 870	48 417	BURMA	35	217	120
TAIWAN	96 431	108 690	60 630	THAILAND	214	1 059	585
HONG KONG	23 127	34 184	18 991	INDONESIA	123	519	285
MACAO	174	513	292	MALAYSIA	220	950	528
AUSTRALIA	34	10 157	5 691	SINGAPORE	1 305	3 980	2 239
NEW ZEALAND	17	1 525	844	PHILIPPINES	874	2 016	1 131
EXPORTS	589 528	1 401 699	782 160	MONGOLIA	37	213	116
FRANCE	75 758	150 499	83 858	CHINA	275	2 457	1 359
BELGIUM LUX	49 160	70 889	39 522	NORTH KOREA	1	111	61
NETHERLANDS	81 042	140 108	78 212	SOUTH KOREA	585	6 071	3 358
ITALY	24 933	81 477	45 529	JAPAN	1 751	25 697	14 378
UNTD KINGDOM	30 176	92 702	51 733	TAIWAN	300	2 551	1 421
IRELAND	1 935	6 245	3 491	HONG KONG	2 161	9 772	5 468
DENMARK	48 586	47 619	26 606	AUSTRALIA	1 511	10 589	5 881
GREECE	6 403	24 156	13 511	NEW ZEALAND	156	887	489
PORUGAL	15 084	32 300	18 033	FR POLYNESIA	14	64	33
SPAIN	8 767	31 818	17 814	931 SPECIAL TRANSACTIONS 2)			
CANARY IS	433	1 389	777	IMPORTS	5 107 949	10 813 250	6 046 475
CEUTA MEL	34	147	81	EXPORTS	7 489 487	10 475 981	5 851 496
ICELAND	521	1 471	814	941 ZOO ANIMALS,PETS			
NORWAY	5 222	19 691	10 984	IMPORTS	11 170	24 247	13 492
SWEDEN	14 490	46 503	25 959	FRANCE	856	2 004	1 113
FINLAND	9 339	25 059	13 959	BELGIUM LUX	556	340	190
SWITZERLAND	57 325	117 130	65 396	NETHERLANDS	1 719	2 808	1 562
AUSTRIA	67 734	109 090	60 820	ITALY	13	70	40
ANDORRA	183	545	299	UNTD KINGDOM	4 662	2 662	1 475
MALTA	813	3 459	1 926	DENMARK	233	2 081	1 155
YUGOSLAVIA	5 004	37 989	21 377	SPAIN	43	211	116
TURKEY	5 724	20 505	11 457	SWITZERLAND	45	346	192
SOVIET UNION	618	1 780	1 016	AUSTRIA	60	110	62
POLAND	1 696	12 648	7 102	POLAND	102	62	36
CZECHOSLOVA	1 038	5 285	2 996	CZECHOSLOVA	646	1 310	733
HUNGARY	978	9 410	5 258	HUNGARY	164	201	114
ROMANIA	1 744	10 683	5 975	SENEGAL	35	609	340
BULGARIA	478	2 304	1 287	GUINEA	2	93	51
MOROCCO	641	3 911	2 222	LIBERIA	14	200	112
ALGERIA	476	1 388	765	TOGO	18	105	58
TUNISIA	1 742	7 889	4 412	CAMEROON	13	646	354
LIBYA	69	391	219	KENYA	29	161	90
EGYPT	139	1 243	683	TANZANIA	41	320	177
SUDAN	64	185	105	MADAGASCAR	1	78	44
SENEGAL	15	57	30	ZIMBABWE	13	53	31
IVORY COAST	73	245	135	REP S AFRICA	27	129	71
GHANA	41	717	387	USA	269	2 003	1 113
TOGO	8	53	32	CANADA	583	934	515
NIGERIA	220	641	350	HONDURAS	6	137	77
CAMEROON	149	177	102	VENEZUELA	2	56	34
ZAIRE	44	93	48	GUYANA	5	171	98
ANGOLA	43	223	125	SURINAME	3	54	30
ETHIOPIA	56	262	142	PERU	2	77	43
KENYA	122	438	241	CHILE	16	183	103
TANZANIA	22	107	59	ARGENTINA	35	684	377
REUNION	225	367	202	PAKISTAN	10	91	52
MAURITIUS	45	224	124	INDIA	119	313	178
ZAMBIA	6	96	54	SRI LANKA	22	111	63
ZIMBABWE	33	226	123	THAILAND	22	232	127
REP S AFRICA	3 179	8 534	4 749	INDONESIA	228	1 486	831
LESOTHO	1 375	555	308	MALAYSIA	20	336	186
USA	39 197	137 728	76 593	SINGAPORE	373	1 028	575
CANADA	3 363	14 317	7 966	PHILIPPINES	32	539	302
MEXICO	68	1 263	707	CHINA	4	103	58
GUATEMALA	51	186	103	SOUTH KOREA	5	81	45
HONDURAS	59	93	50				
EL SALVADOR	38	148	85				
COSTA RICA	78	260	143				
PANAMA	34	147	81				
CUBA	58	690	381				
HAITI	40	70	44				

2)INCL COMPLETE INDUSTRIAL PLANT NES

6 IMPORTS AND EXPORTS (SPECIAL TRADE) BY GROUPS OF THE SITC-REV. II AND BY COUNTRIES OF PRODUCTION AND CONSUMPTION 1987

GROUP COUNTRY	DT * 100 KG	1 000 DM	1 000 \$	GROUP COUNTRY	DT * 100 KG	1 000 DM	1 000 \$
JAPAN	3	90	50	ISRAEL	69	761	419
HONG KONG	33	353	197	SAUDI ARABIA	451	2 380	1 328
EXPORTS	2 911	13 141	7 340	ARAB EMIRAT	72	723	411
FRANCE	279	1 352	766	NORTH YEMEN		58	31
BELGIUM LUX	173	429	241	PAKISTAN	61	757	420
NETHERLANDS	370	1 560	866	INDIA	121	1 019	547
ITALY	136	789	441	BANGLADESH	21	271	149
UNTD KINGDOM	62	378	211	SRI LANKA	119	1 065	588
DENMARK	758	1 765	987	THAILAND	80	2 047	1 141
SPAIN	126	291	162	INDONESIA	10	420	226
NORWAY	3	53	30	MALAYSIA	379	2 694	1 485
SWEDEN	9	68	39	SINGAPORE	181	817	458
SWITZERLAND	324	1 676	932	PHILIPPINES	1	157	88
AUSTRIA	377	1 977	1 100	CHINA	5	66	35
CZECHOSLOVA	14	174	95	SOUTH KOREA	13	141	78
HUNGARY	25	130	71	JAPAN	27	233	132
ALGERIA	20	128	76	TAIWAN	38	131	72
EGYPT	2	75	45	HONG KONG	273	953	527
USA	73	704	388	AUSTRALIA	176	1 041	579
CANADA	4	350	192	NEW ZEALAND	12	164	94
CYPRUS	8	221	127	961 COIN NONGOLD, NONCURRENT			
INDONESIA	25	87	54	IMPORTS	5 301	78 617	43 934
CHINA	17	142	79	FRANCE	4	1 468	826
JAPAN	3	158	89	BELGIUM LUX	4 396	5 220	2 890
TAIWAN	25	128	71	NETHERLANDS	17	1 398	784
951 WAR FIREARMS, AMMUNITION				ITALY	124	745	425
IMPORTS	11 808	39 239	21 966	UNTD KINGDOM	136	13 175	7 461
FRANCE	700	1 585	888	GREECE		84	47
BELGIUM LUX	182	1 503	838	PORTUGAL		181	102
NETHERLANDS	23	174	101	SPAIN		62	36
ITALY	1 781	7 492	4 212	ICELAND	1	57	30
UNTD KINGDOM	179	402	226	SWEDEN		145	80
DENMARK	116	143	77	FINLAND	1	58	31
SPAIN	523	1 433	808	SWITZERLAND	66	3 575	2 002
NORWAY	15	130	69	AUSTRIA	91	10 022	5 569
SWEDEN	213	436	248	VATICAN CITY	2	88	48
FINLAND	171	574	325	TURKEY	2	713	399
SWITZERLAND	134	3 428	1 918	SOVIET UNION	6	187	106
AUSTRIA	472	1 947	1 081	POLAND	2	326	181
YUGOSLAVIA	560	2 154	1 211	CZECHOSLOVA		187	104
TURKEY	3 317	1 590	905	HUNGARY	2	284	155
SOVIET UNION	48	279	154	BULGARIA	2	238	134
CZECHOSLOVA	644	1 932	1 078	ALBANIA		76	45
BULGARIA	20	250	144	EGYPT		78	46
USA	2 003	11 497	6 414	ZAMBIA		88	48
CANADA	14	185	108	USA	184	10 711	5 974
BRAZIL	132	586	325	CANADA	148	15 363	8 531
ISRAEL	40	392	217	MEXICO	10	1 379	751
INDIA	169	289	161	CUBA	1	327	179
CHINA	21	89	49	BAHAMAS		53	30
JAPAN	36	193	104	ISRAEL		215	120
TAIWAN	21	132	73	LAOS	1	110	61
AUSTRALIA	210	223	122	SINGAPORE	5	273	149
EXPORTS	17 657	148 603	83 015	CHINA	8	1 388	773
FRANCE	941	12 009	6 719	SOUTH KOREA	55	7 818	4 391
BELGIUM LUX	892	4 605	2 551	JAPAN		67	39
NETHERLANDS	3 072	11 721	6 489	AUSTRALIA	10	225	135
ITALY	755	3 241	1 825	NEW ZEALAND		55	32
UNTD KINGDOM	950	5 054	2 806	N ZEAL OCEAN	5	349	207
IRELAND	36	132	78	WEST SAMOA		103	57
DENMARK	253	2 130	1 175	EXPORTS	24 400	35 121	20 222
GREECE	158	976	542	FRANCE	7	118	69
PORTUGAL	238	2 327	1 329	BELGIUM LUX	7	332	187
SPAIN	371	1 545	864	NETHERLANDS	10	334	184
CANARY IS	36	157	88	ITALY	8	131	73
ICELAND	28	99	57	UNTD KINGDOM	11	84	45
NORWAY	525	3 084	1 718	GREECE		58	31
SWEDEN	523	3 625	2 018	SPAIN		52	30
FINLAND	347	1 953	1 086	SWITZERLAND	68	3 421	1 923
SWITZERLAND	2 652	27 486	15 512	AUSTRIA	15	957	536
AUSTRIA	1 153	8 749	4 896	ANDORRA		251	140
ANDORRA	20	140	74	EGYPT	4	157	88
YUGOSLAVIA	14	245	145	USA	13	1 684	931
TURKEY	1	110	59	BAHAMAS	1	100	59
POLAND	35	202	113	VENEZUELA	21 651	25 329	14 226
MOROCCO	120	305	181	BOLIVIA	2 582	2 390	1 298
EGYPT	85	639	354	ISRAEL	12	373	207
SUDAN	1	57	32	JAPAN	10	284	157
BURKINA FASO	2	60	33	971 GOLD, NON MONETARY NES			
ZAIRE	9	974	545	IMPORTS	2 355	1 714 327	960 525
ZIMBABWE	2	64	34	FRANCE	16	11 526	6 287
REP S AFRICA	17	193	105	BELGIUM LUX	204	64 328	36 238
USA	1 681	29 164	16 295	NETHERLANDS	98	47 249	26 320
CANADA	113	953	530	ITALY	6	852	478
MEXICO	112	2 244	1 243	UNTD KINGDOM	121	54 671	31 856
GUATEMALA	2	219	118	IRELAND	4	264	145
COLOMBIA	13	612	340	DENMARK	38	1 960	1 101
VENEZUELA	39	1 620	899	SPAIN	166	19 514	10 702
ECUADOR	43	369	208	NORWAY		6 416	3 562
PERU	92	2 739	1 512	SWEDEN	189	113 877	62 974
BRAZIL	5	432	246	FINLAND		1 047	586
CHILE	39	1 238	708	SWITZERLAND	292	483 414	271 581
BOLIVIA	2	71	38	AUSTRIA	136	14 941	8 238
URUGUAY	14	111	62	YUGOSLAVIA	3	4 933	2 896
ARGENTINA	3	79	43	SOVIET UNION	36	92 271	51 449
CYPRUS	13	79	44	POLAND		634	346
IRAN	13	71	38				

6 IMPORTS AND EXPORTS (SPECIAL TRADE) BY GROUPS OF THE SITC-REV. II AND BY COUNTRIES OF PRODUCTION AND CONSUMPTION 1987

GROUP COUNTRY	DT * 100 KG	1 000 DM	1 000 \$	GROUP COUNTRY	DT * 100 KG	1 000 DM	1 000 \$
CZECHOSLOVA		687	381	SINGAPORE		101	55
ROMANIA	9	20 893	11 690	CHINA		3 630	2 029
BULGARIA		1 407	787	SOUTH KOREA	1	10 561	5 962
MALI		50	30	HONG KONG		64	34
IVORY COAST		243	133	AUSTRALIA	13	39 502	22 441
ZAIRE		60	33	TONGA		63	35
MAURITIUS		93	50				
ZAMBIA	1	1 584	874	EXPORTS	66	185 150	103 161
ZIMBABWE	129	622	342				
REP S AFRICA	88	216 355	121 920	FRANCE		559	310
CANADA	78	20 404	11 253	BELGIUM LUX	23	61 878	34 546
MEXICO	40	2 583	1 422	NETHERLANDS		230	128
NETH ANTILL		464	256	ITALY		134	74
ECUADOR	4	6 194	3 460	UNTD KINGDOM		133	73
PERU	6	2 332	1 277	GREECE		77	41
CHILE	76	23 205	13 272	SWITZERLAND	23	59 408	32 817
BOLIVIA	61	6 172	3 469	AUSTRIA	16	45 243	25 377
URUGUAY	6	16 104	8 883	ANDORRA		63	36
CYPRUS		93	50	EGYPT		172	96
INDIA	2	95	56	REP S AFRICA	2	7 019	3 954
MALAYSIA		99	57	USA	2	9 100	5 069
SINGAPORE	8	8 652	4 880	BAHAMAS		269	160
PHILIPPINES	5	13 879	7 471	JAPAN		697	382
NORTH KOREA	50	131 830	73 758				
SOUTH KOREA		3 099	1 729				
JAPAN		1 170	650	TOTAL	3 385 300 911 409 641	283 228 439 371	
AUSTRALIA	44	80 377	44 715	EXPORTS	1 744 103 815 527 376 738 294 366 376		
PAPUA NEW G	44	78 304	43 513				
EXPORTS	1 354	852 945	473 671				
FRANCE	27	10 697	5 961				
BELGIUM LUX	450	145 900	80 674				
NETHERLANDS	45	27 434	15 446				
ITALY	79	95 290	53 073				
UNTD KINGDOM	264	46 970	26 098				
DENMARK		1 462	815				
GREECE		4 494	2 486				
PORTUGAL		4 780	2 674				
SPAIN	5	1 779	1 066				
CEUTA MEL		110	62				
NORWAY		7 015	3 921				
SWEDEN	28	27 484	15 538				
FINLAND	1	926	518				
SWITZERLAND	132	244 506	136 003				
AUSTRIA	20	24 245	13 347				
ANDORRA		193	105				
MALTA	3	8 202	4 489				
YUGOSLAVIA	21	747	416				
TURKEY	6	3 497	1 939				
POLAND		816	448				
CZECHOSLOVA		612	341				
HUNGARY	14	1 104	617				
ROMANIA		66	38				
BULGARIA		1 921	1 064				
EGYPT		366	203				
MAURITIUS		406	219				
ZAMBIA		68	37				
REP S AFRICA		141	76				
USA	9	24 916	13 873				
CANADA		1 608	895				
MEXICO		93	54				
PANAMA		644	353				
BRAZIL	114	2 818	1 555				
CYPRUS	1	11 411	6 398				
LEBANON		98	52				
ISRAEL		8 257	4 560				
SAUDI ARABIA	10	20 571	11 337				
KUWAIT	6	12 391	6 843				
OMAN		83	45				
INDIA		230	125				
THAILAND	1	3 496	1 944				
MALAYSIA		138	79				
SINGAPORE	2	5 718	3 202				
PHILIPPINES		1 788	991				
NORTH KOREA		266	144				
SOUTH KOREA	75	22 499	12 591				
JAPAN	24	47 842	26 095				
TAIWAN	1	78	44				
HONG KONG	19	26 224	14 511				
AUSTRALIA		119	69				
972 GOLD COIN							
IMPORTS	137	390 336	219 953				
FRANCE		1 560	897				
BELGIUM LUX	9	18 486	10 234				
NETHERLANDS		183	105				
ITALY		89	52				
UNTD KINGDOM	11	33 867	19 135				
GREECE		74	41				
SWITZERLAND		1 655	925				
AUSTRIA		4 518	2 508				
TURKEY		550	307				
SOVIET UNION		456	249				
TANZANIA		58	32				
REP S AFRICA	5	11 523	6 274				
BOTSWANA		69	38				
USA	32	82 370	46 061				
CANADA	66	178 551	101 223				
MEXICO		1 964	1 074				
ISRAEL		109	59				
NEPAL		68	40				

7 IMPORTS AND EXPORTS (SPECIAL TRACE) BY COUNTRIES OF PRODUCTION AND CONSUMPTION AND BY GROUPS OF THE SITC-REV. II 1987

GROUP DESCRIPTION	DT * 100 KG	1 000 DM	1 000 \$	GROUP DESCRIPTION	DT * 100 KG	1 000 DM	1 000 \$
FRANCE				611 LEATHER	12 283	73 862	41 392
IMPORTS	257 570 013	47 482 063	26 487 975	612 LEATHER ETC MANUFACTURES	5 046	19 085	10 657
001 LIVE ANIMALS	199 602	131 589	73 757	613 FUR SKINS TANNED,DRESSED	1 723	26 379	14 695
011 MEAT FRESH,CHILLD,FROZEN	1 096 004	616 522	346 453	621 MATERIALS OF RUBBER	266 898	149 308	83 102
012 MEAT DRIED,SALTED,SMOKED	3 621	4 679	2 633	622 RUBBER TYRES,TUBES	1 133 221	794 303	442 646
014 MEAT PREPD,PRSTD,NES ETC	100 008	91 703	51 463	623 RUBBER ARTICLES NES	107 935	183 286	102 266
022 MILK AND CREAM	848 168	125 332	72 029	633 CORK MANUFACTURES	3 579	1 780	1 003
023 BUTTER	30 563	20 062	11 214	634 VENEERS,PLYWOOD,ETC	1 047 527	131 113	73 010
024 CHEESE AND CURD	778 341	685 372	383 174	635 WOOD MANUFACTURES NES	189 300	50 571	28 252
025 EGGS,BIRDS,FRESH,PRSRVD	18 022	8 050	4 514	641 PAPER AND PAPERBOARD	5 654 143	952 121	530 671
034 FISH FRESH,CHILLED,FROZN	114 282	61 557	34 316	642 ARTICLES OF PAPER ETC	734 407	257 562	143 663
035 FISH SALTED,DRIED,SMOKED	1 171	2 115	1 249	651 TEXTILE YARN AND THREAD	411 555	504 576	281 528
036 SHELL FISH FRESH,FROZEN	18 978	21 295	11 965	652 COTTON FABRICS,WOVEN	93 499	192 949	107 849
037 FISH ETC PREPD PRSTD NES	26 259	19 284	10 786	653 WOVN MAN-MADE FIB FABRIC	105 207	287 120	160 541
041 WHEAT ETC UNMILLED	8 609 522	368 868	203 945	654 OTH WOVEN TEXTILE FABRIC	116 259	157 502	87 845
042 RICE	36 546	4 613	2 582	655 KNIT ETC FABRICS	22 603	58 977	32 906
043 BARLEY UNMILLED	1 897 767	78 688	43 428	656 LACE,RIBBONS,TULLE,ETC	10 961	53 768	30 049
044 MAIZE UNMILLED	7 197 839	400 313	224 028	657 SPECIAL TEXTILE ETC PROD	146 939	141 219	78 896
045 CEREALS NES UNMILLED	421 032	21 015	11 810	658 TEXTILE ARTICLES NES	16 879	49 969	27 900
046 WHEAT ETC MEAL OR FLOUR	582 971	47 785	26 585	659 FLOOR COVERINGS ETC	38 617	19 684	10 956
047 OTHER CEREAL MEALS,FLOUR	94 128	4 437	2 487	661 CEMENT ETC BUILDING PROD	5 239 593	123 413	68 707
048 CEREAL ETC PREPARATIONS	2 334 372	300 476	167 521	662 CLAY,REFRACTORY BLDG PRD	2 519 322	130 534	72 483
054 VEG ETC FRSH,SMPLY PRSTD	3 964 169	480 514	268 664	663 OTH NONMETAL MINERAL MFS	1 390 218	225 899	126 001
056 VEGTBLES ETC PRSTD,PREPD	1 489 706	294 285	164 790	664 GLASS	655 133	109 944	61 364
057 FRUIT,NUTS,FRESH,DRIED	2 852 666	370 008	205 376	665 GLASSWARE	573 947	179 364	100 145
058 FRUIT PRESERVED,FREPREPD	584 109	83 876	46 605	666 POTTERY	52 666	31 325	17 547
061 SUGAR AND HONEY	1 484 875	178 173	99 806	667 PEARL,PREC-,SEMI-P STONE			
062 SUGAR PREPS NON-COCOA	83 780	49 888	27 726	671 PIG IRON ETC	1 018 561	94 996	53 159
071 COFFEE AND SUBSTITUTES	29 715	22 484	12 452	672 IRON,STL PRIMARY FORMS	1 993 085	155 325	86 532
072 COCOA	31 711	21 132	11 701	673 IRON AND STEEL SHAPES	6 216 899	527 065	292 877
073 CHOCOLATE AND PRODUCTS	221 386	134 027	74 461	674 IRN,STL UNIV,PLATE,SHEET	7 056 685	612 795	452 349
075 SPICES	12 116	5 547	3 102	675 IRON,STEEL HOOP,STRIP	1 641 739	248 604	138 415
081 FEEDING STUFF FOR ANIMLS	1 893 829	79 769	44 603	676 RAILWAY RAILS ETC IRN,STL	2 928	477	262
091 MARGARINE AND SHORTENING	817	235	131	677 IRN,STL WIRE EXCL W ROD	458 102	95 626	53 281
098 EDIBLE PRODUCTS,PREPS NES	443 282	97 533	54 282	678 IRON,STL TUBES,PIPES,ETC	1 114 254	218 853	122 020
111 NON-ALCOHL BEVERAGES NES	2 051 301	81 412	45 403	679 IRN,STL CASTINGS UNWORKE	91 867	23 780	13 225
112 ALCOHOLIC BEVERAGES	4 449 145	1 225 382	688 781	681 SILVER,PLATINUM,ETC	350	20 240	11 204
121 TOBACCO UNMFACTRD,REFUSE	44 927	27 250	15 279	682 COPPER EXC CEMENT COPPER	672 636	293 898	163 747
122 TOBACCO MFRS	51 319	39 311	22 144	683 NICKEL	53 685	60 609	33 893
211 HIDES,SKINS,UNDRESSED	53 092	19 956	11 147	684 ALUMINIUM	1 257 525	580 759	325 022
212 FUR SKINS UNDRRESSED	340	3 474	1 992	685 LEAD	234 132	27 094	15 170
222 SEEDS FOR SOFT/FIXED OIL	10 554 923	1 028 914	579 624	686 ZINC	368 683	73 075	40 533
223 SEEDS FOR OTH FIXED OILS	11 285	2 786	1 551	687 TIN	367	616	342
232 NATURAL RUBBER,GUMS	6 333	1 562	892	688 URANIUM,THORIUM,ALLOYS	9	90	49
233 RUBBER,SYNTHETIC,RECLAIMD	987 973	235 033	130 814	689 NON-FER BASE METALS NES	50 167	35 187	19 536
244 CORK RAW AND WASTE	3 299	311	172	691 STRUCTURES AND PARTS NES	756 762	187 005	104 281
245 FUEL WOOD NES,CHARCOAL	67 688	1 843	1 029	692 METAL TANKS,BOXES,ETC	90 743	51 771	28 774
246 PULPMOOD,CHIPS,WOODWASTE	2 973 196	21 088	11 756	693 WIRE PRODUCTS NON ELECTR	255 141	51 923	28 928
247 OTH WOOD ROUGH,SQUARED	2 221 533	79 653	44 249	694 STL,COPPR NAILS,NUTS,ETC	138 698	68 808	38 346
248 WOOD SHAPED	991 466	82 330	45 942	695 TOOLS	43 148	149 102	83 074
251 PULP AND WASTE PAPER	1 125 931	83 557	46 887	696 CUTLERY	3 911	19 388	10 782
261 SILK	104	172	103	697 BASE MTL HOUSEHOLD EQUIP	82 722	80 740	45 082
263 COTTON	45 748	4 472	2 506	699 OTHER METAL MANUFACTURES	370 228	335 631	187 230
264 JUTE,OTH TEX BAST FIBRES	1 365	100	56	711 STEAM BOILERS & AUX PLNT	8 405	4 967	2 750
265 VEG FIBRE,EXCL COTN JUTE	3 727	1 141	632	712 STEAM ENGINES,TURBINES	2 519	4 560	2 530
266 SYNTHETIC FIBRE TO SPIN	89 920	41 955	23 375	713 INTRNL COMBUS PISTN ENGN	265 309	484 479	270 567
267 OTHER MAN-MADE FIBRES	41 277	6 118	3 612	714 ENGINES & MOTORS NES	5 467	253 234	141 919
268 WOOL(EXC TOPS),ANML HAIR	29 904	24 118	13 466	716 ROTATING ELECTRIC PLANT	202 525	235 155	133 252
269 WASTE OF TEXTILE FABRICS	16 170	2 312	1 287	718 OTH POWER GENERATG MACHY	12 002	27 873	15 718
271 FERTILIZERS,CRUDE	139 674	655	363	721 AGRIC MACHY,EXC TRACTORS	128 219	109 578	60 814
273 STONE,SAND AND GRAVEL	74 272 210	91 669	51 066	722 TRACTORS NON-ROAD	66 432	69 346	38 479
274 SULPHUR ETC	11 278	229	125	723 CIVIL ENGINEERG EQUIP ETC	288 511	216 621	121 781
278 OTHER CRUDE MINERALS	10 899 574	122 258	68 111	724 TEXTILE,LEATHER MACHNRY	38 882	107 142	59 875
282 IRON AND STEEL SCRAP	2 733 364	51 216	28 794	725 PAPER ETC MILL MACHINERY	30 839	61 053	34 045
287 BASE METAL ORES,CONC NES	197 418	35 944	20 298	726 PRINTG,BKBDNG MACHY,PTS	23 557	46 074	25 639
288 NONFERR METAL SCRAP NES	970 002	207 152	116 043	727 FOOD MACHRY NON-DOMESTIC	9 420	25 296	14 077
289 PREC METAL ORE,WASTE NES	57	1 656	916	728 OTH MACHY FOR SPCL INDUS	105 863	237 491	132 622
291 CRUDE ANIMAL MTRIALS NES	79 230	34 978	19 528	736 MACHINE TOOLS FOR METAL	124 174	163 654	91 428
292 CRUDE VEG MATERIALS NES	220 028	87 245	48 801	737 METALWORKING MACHNRY NES	83 977	53 027	29 513
322 COAL,LIGNITE,PEAT	3 970 474	87 313	48 799	741 HEATING,COOLING EQUIPMNT	146 151	249 124	138 836
323 BRIQUETS,COKE,SEMI-COKE	927 033	20 460	11 495	742 PUMPS FOR LIQUIDS ETC	57 699	178 442	99 677
334 PETROLEUM PRODUCTS,REFIN	15 924 245	558 497	310 822	743 PUMPS NES,CENTRIFUGES ETC	89 457	182 070	101 570
335 RESIDUAL PETRLM PROD NES	2 293 508	89 461	49 821	744 MECHANICAL HANDLING EQU	287 536	185 830	104 254
351 ELECTRIC ENERGY, MWH	116 621	10 012	5 660	745 NONELEC MACHY,TOOLS NES	40 466	81 871	45 798
411 ANIMAL OILS AND FATS	148 263	10 379	5 795	749 NONELEC MACH PTS,ACC NES	366 357	635 118	355 748
423 FIXED VEG OILS,SOFT	138 745	12 505	6 920	751 OFFICE MACHINES	14 243	72 814	40 747
424 FIXED VEG OIL NONSOFT	24 354	4 585	2 560	752 AUTOMATIC DATA PROC EQUIP	28 530	827 671	465 241
431 PROCESD ANML VEG OIL,ETC	145 025	10 278	5 740	759 OFFICE & ADP MCH PTS,ACC	23 078	796 594	447 056
511 HYDROCARBONS NES,DERIVS	2 282 520	227 659	126 629	761 TELEVISION RECEIVERS	24 094	63 416	35 623
512 ALCOHOLS,PHENOLS,ETC	1 019 690	203 926	113 511	762 RADIO BROADCAST RECEIVRS	5 468	62 733	35 100
513 ORGANIC ACIDS,ETC	1 695 033	354 598	197 537	763 SOUND RECORDRS,PHONOGRPH	799	7 582	4 333
514 NITROGEN-FUNCTN COMPOUNDS	1 647 439	508 184	283 839	764 TELECOM EQPT,PTS,ACC NES	57 574	477 277	266 562
515 ORG-INORG COMPOUNDS ETC	260 112	192 032	106 804	771 ELECTRIC POWER MACHY NES	86 562	82 852	46 199
516 OTHER ORGANIC CHEMICALS	624 142	117 299	65 308	772 SWITCHGEAR ETC & PTS NES	88 669	601 507	279 557
522 INORG ELEMNTS,OXIDES,ETC	3 839 576	191 237	106 764	773 ELECTR DISTRIBUTING MACH	143 911	107 158	59 623
523 OTHR INORGANIC CHEMICALS	677 765	82 394	45 979	774 ELECTRO-MEDCL,XRAY EQUIP	3 771	47 952	26 753
524 RADIOACTIVE ETC MATERIAL	14 134	722 980	401 450	775 HOUSEHOLD TYPE EQUIP NES	235 331	308 700	172 944
531 SYNT OYE,NAT INDOGO,LAKES	33 715	67 371	37 563	776 TRANSISTORS,VALVES,ETC	40 258	538 385	299 397
532 DYES NES,TANNING PRODS	25 275	6 849	3 806	778 ELECTRICAL MACHINERY NES	393 742	518 155	289 573
533 PIGMENTS,PAINTS,ETC	464 134	204 097	113 732	781 PASS MOTOR VEH EXC BUSES	1 834 459	2 524 025	1 406 956
541 MEDICINAL ETC PRODUCTS	123 589	536 772	299 266	782 LORRIES,SPCL MTR VEH NES	198 113	185 601	103 895
551 ESSENTIAL OIL,PERFUME,ETC	33 603	108 932	60 402	783 ROAD MOTOR VEHICLES NES	22 493	42 577	23 690
553 PERFUMERY,COSMETICS,ETC	201 986	574 384	321 192	784 MOTOR VEHCL PTS,ACC NES	1 746 440	2 004 332	1 117 951
554 SOAPS,CLEANING ETC PREPS	360 766	78 411	43 866	785 MOTOR & OTHER CYCLES ETC	38 339	80 351	44 511
562 FERTILIZERS MANUFACTURED	3 369 565	81 251	44 906	786 VEH NES NONMOTR,TRAILERS	195 030	153 591	85 638
572 EXPLOSIVES,PYROTECH PROD	1 222	7 586	4 240	791 RAILWAY VEHICLES	70 571	18 876	10 574
582 PROD OF CONDENSATION ETC	480 682	315 147	174 953	792 AIRCRAFT	44 106	4 308 706	2 389 437
583 PROD OF POLYMERIZING ETC	5 270 544	1 171 867	652 434	793 SHIPS AND BOATS	22 350	29 409	16 223
584 CELLULOSE DERIVATIVES ETC	176 984	86 734	48 348	812 PLUMBG,HEATING,LGHTNG EQU	243 844	145 814	81 189
585 PLASTIC MATERIALS NES	164 174	41 044	22 864	821 FURNITURE	368 601	259 581	144 976
591 PESTICIDES,DISINFECTANTS	121 984	135 673	75 059	831 TRAVEL GOODS,HANDBAGS	6 885	28 848	16 060
592 STARCH,INULIN,GLUTEN,ETC	639 075	109 421	60 938	842 MENS OUTERWEAR NOT KNIT	12 564	67 813	37 672
598 MISC CHEMICAL PRODS NES	2 680 661	383 976	214 020	843 WOMENS OUTERWEAR NONKNIT	28 735	333 159	184 599
				844 UNDERWEAR NOT KNIT	1 033	14 061	7 824
				845 OUTERWEAR KNIT NONELASTC	21 131	218 958	121 158

7 IMPORTS AND EXPORTS (SPECIAL TRADE) BY COUNTRIES OF PRODUCTION AND CONSUMPTION AND BY GROUPS OF THE SITC-REV. II 1987

GROUP DESCRIPTION	DT * 100 KG	1 000 DM	1 000 \$	GROUP DESCRIPTION	DT * 100 KG	1 000 DM	1 000 \$
846 UNDERWEAR KNITTED	13 453	127 154	70 458	423 FIXED VEG OILS, SOFT	879 644	51 980	28 830
847 TXLT CLTHNG ACCESSRY NES	4 450	32 513	18 126	424 FIXED VEG OIL NONSOFT	158 532	16 584	9 267
848 HEADGEAR, NONTXLT CLOTHNG	13 344	52 952	29 394	431 PROCESD ANML VEG OIL, ETC	380 083	48 204	26 768
851 FOOTWEAR	77 945	271 212	150 576	511 HYDROCARBONS NES, DERIVS	2 177 645	215 850	120 705
871 OPTICAL INSTRUMENTS	774	98 869	56 158	512 ALCOHOLS, PHENOLS, ETC	1 350 811	218 003	121 585
872 MEDICAL INSTRUMENTS NES	11 575	115 661	64 752	513 ORGANIC ACIDS, ETC	1 343 128	314 150	174 925
873 METERS & COUNTERS NES	3 701	15 375	8 646	514 NITROGEN-FUNCTN COMPOUNDS	899 458	346 265	192 791
874 MEASURING, CONTROLING INSTR	50 214	516 448	288 478	515 ORG-INORG COMPOUNDS ETC	191 364	239 348	133 700
881 PHOTO APPAR & EQUIPT NES	2 211	17 579	9 890	516 OTHER ORGANIC CHEMICALS	713 631	167 925	93 718
882 PHOTO, CINEMA SUPPLIES	94 951	203 386	113 584	522 INORG ELEMNTS, OXIDES, ETC	4 338 477	298 005	165 944
883 DEVELOPED CINEMA FILM	182	3 292	1 851	523 OTHR INORGANIC CHEMICALS	1 815 167	197 855	110 291
884 OPTICAL GOODS NES	4 739	111 968	62 614	524 RADIOACTIVE ETC MATERIAL	9 007	123 240	69 180
885 WATCHES AND CLOCKS	7 236	71 826	40 290	531 SYNT DYE, NAT INDGO, LAKES	138 180	224 861	125 260
892 PRINTED MATTER	277 018	139 901	78 849	532 DYES NES, TANNING PRODS	56 862	10 460	5 808
893 ARTICLES OF PLASTIC NES	534 781	413 667	230 393	533 PIGMENTS, PAINTS, ETC	1 142 067	456 318	254 016
894 TOYS, SPORTING GOODS, ETC	80 061	109 820	61 105	541 MEDICINAL ETC PRODUCTS	81 449	345 672	192 465
895 OFFICE SUPPLIES NES	14 507	32 076	17 854	551 ESSENTL OIL, PERFUME, ETC	11 072	27 609	15 378
896 WORKS OF ART ETC	935	40 151	22 319	553 PERFUMERY, COSMETICS, ETC	82 348	111 586	62 041
897 GOLD, SILVER WARE, JEWELRY	425	35 824	20 097	554 SOAPS, CLEANING ETC PREPS	1 453 297	303 747	169 297
898 MUSICAL INSTRUMENTS, PTS	117 605	287 059	160 341	562 FERTILIZERS MANUFACTURED	3 692 669	101 472	56 526
899 OTHER MANUFACTURED GOODS	39 788	111 202	61 957	572 EXPLOSIVES, PYROTECH PROD	1 640	4 183	2 329
941 ZOO ANIMALS, PETS	856	2 004	1 113	582 PROD OF CONDENSATION ETC	2 211 200	841 366	468 563
951 WAR FIREARMS, AMMUNITION	700	1 585	888	583 PROD OF POLYMERIZING ETC	5 355 342	1 641 360	914 053
961 COIN NONGOLD, NONCURRENT	4	1 488	826	584 CELLULOSE DERIVATIVES ETC	94 181	74 415	41 353
971 GOLD, NON MONETARY NES	16	11 526	6 287	585 PLASTIC MATERIALS NES	53 486	32 236	17 937
972 GOLD COIN		1 560	897	591 PESTICIDES, DISINFECTANTS	388 438	430 228	240 015
				592 STARCH, INULIN, GLUTEN, ETC	341 172	104 857	58 355
EXPORTS	184 125 835	63 608 825	35 476 370	598 MISC CHEMICAL PRODS NES	4 008 621	743 536	414 218
001 LIVE ANIMALS	159 826	56 731	31 471	605 INDUSTRIAL PLANT, CHAP 73	450	1 487	911
011 MEAT FRESH, CHILLO, FROZEN	1 084 183	652 527	362 853	611 LEATHER	19 382	73 817	41 073
012 MEAT DRIED, SALTED, SMOKED	14 765	17 726	9 888	612 LEATHER ETC MANUFACTURES	16 044	46 462	25 851
014 MEAT PREPD, PRSRVD, NES ETC	71 538	86 235	31 337	621 FUR SKINS TANNED, DRESSED	467	10 231	5 668
022 MILK AND CREAM	359 908	110 031	63 056	622 MATERIALS OF RUBBER	234 650	129 802	72 336
023 BUTTER	165 085	22 803	12 561	628 RUBBER TYRES, TUBES	754 996	489 160	272 840
024 CHEESE AND CURD	132 668	95 035	53 421	628 RUBBER ARTICLES NES	58 033	142 115	79 160
025 EGGS, BIRDS, FRESH, PRSRVD	15 578	3 570	2 001	633 CORK MANUFACTURES	2 860	3 486	1 945
034 FISH FRESH, CHILLED, FROZN	146 213	75 776	42 217	634 VENEERS, PLYWOOD, ETC	1 379 291	113 746	63 441
035 FISH SALTED, DRIED, SMOKED	1 129	2 126	1 205	641 PAPER AND PAPERBOARD	328 489	85 532	47 656
036 SHELL FISH FRESH, FROZEN	6 205	3 434	1 898	642 ARTICLES OF PAPER ETC	1 119 226	512 715	285 575
037 FISH ETC PREPD PRSRVD NES	79 165	54 998	30 954	651 TEXTILE YARN AND THREAD	655 362	568 796	317 231
041 WHEAT ETC UNMILLED	526 657	26 875	15 151	652 COTTON FABRICS, WOVEN	240 852	327 162	182 555
042 RICE	21 796	4 192	2 325	653 WOVN MAN-MADE FIB FABRIC	143 807	295 333	164 723
043 BARLEY UNMILLED	19 941	1 125	651	654 OTH WOVEN TEXTILE FABRIC	14 183	35 035	19 496
044 MAIZE UNMILLED	68 007	4 647	2 569	655 KNIT ETC FABRICS	66 442	155 878	86 758
045 CEREALS NES UNMILLED	30 643	1 785	1 019	656 LACE, RIBBONS, TULLE, ETC	11 002	37 680	21 001
046 WHEAT ETC MEAL OR FLOUR	255 887	23 559	13 141	657 SPECIAL TEXTILE ETC PROD	326 328	345 027	192 297
047 OTHER CEREAL MEALS, FLOUR	118 966	7 293	4 064	658 TEXTILE ARTICLES NES	45 962	97 705	54 688
048 CEREAL ETC PREPARATIONS	713 135	295 139	164 747	659 FLOOR COVERINGS ETC	120 095	142 695	79 625
054 VEG ETC FRSH, SMPLY PRSRVD	248 651	36 488	20 352	661 CEMENT ETC BUILDING PROD	1 566 594	38 254	21 359
056 VEGTBLES ETC PRSRVD, PREPD	188 101	45 596	25 320	662 CLAY, REFRACTORY BLDG PRD	2 522 412	322 259	178 838
057 FRUIT, NUTS, FRESH, DRIED	152 085	42 817	23 701	663 OTH NONMETAL MINERAL MFS	4 020 149	395 840	220 423
058 FRUIT PRESERVED, PREPARED	389 457	145 796	81 107	664 GLASS	991 776	271 373	151 543
061 SUGAR AND HONEY	128 781	21 001	11 644	665 GLASSWARE	2 226 975	247 416	137 778
062 SUGAR PREPS NON-COCOA	33 017	17 690	9 815	666 POTTERY	87 161	81 179	45 125
071 COFFEE AND SUBSTITUTES	107 804	116 726	64 725	667 PEARL, PREC-, SEMI-P STONE			
072 COCOA	212 608	149 831	83 388	671 PIG IRON ETC	3 913 763	188 306	104 972
073 CHOCOLATE AND PRODUCTS	215 868	109 622	61 069	672 IRON, STL PRIMARY FORMS	4 436 103	274 456	152 983
074 TEA AND MATE	2 110	2 225	1 255	673 IRON AND STEEL SHAPES	6 332 334	600 392	335 503
075 SPICES	7 853	15 561	8 666	674 IRN, STL UNIV, PLATE, SHEET	4 744 000	512 003	285 492
081 FEEDING STUFF FOR ANMLS	1 002 680	97 297	54 370	675 IRON, STEEL HOOP, STRIP	1 798 094	284 237	158 536
091 MARGARINE AND SHORTENING	356 131	40 337	22 516	676 RAILWAY RAILS ETC IRN, STL	28 817	2 474	1 376
098 EDIBLE PRODCTS, PREPS NES	322 906	98 304	54 683	677 IRN, STL WIRE EXCL W ROD	676 407	97 691	54 551
111 NON-ALCOHL BEVERAGES NES	334 002	37 716	20 907	678 IRON, STL TUBES, PIPES, ETC	1 318 085	292 323	163 026
112 ALCOHOLIC BEVERAGES	423 342	64 755	35 992	679 IRN, STL CASTINGS UNWORKE	205 985	61 411	34 181
121 TOBACCO UNMNFCTRD, REFUSE	15 756	758	426	681 SILVER, PLATINUM, ETC	574	43 984	24 470
122 TOBACCO MFRS	113 417	280 712	156 455	682 COPPER EXC CEMENT COPPER	780 738	408 115	228 147
211 HIDES, SKINS, UNRESSED	68 971	13 851	7 746	683 NICKEL	55 689	72 658	40 436
212 FUR SKINS UNRESSED	260	2 214	1 224	684 ALUMINIUM	1 585 700	767 057	427 374
222 SEEDS FOR SOFT/FIXED OIL	11 566	2 217	1 222	685 LEAD	128 837	17 981	10 078
223 SEEDS FOR OTH FIXED OILS	14 177	1 998	1 111	686 ZINC	272 078	51 729	28 853
232 NATURAL RUBBER, GUMS	21 367	4 052	2 245	687 TIN	2 035	2 852	1 600
233 RUBBER, SYNTHETIC, RECLAIMD	607 941	121 633	67 823	689 NON-FER BASE METALS NES	6 322	13 894	7 716
244 CORK RAW AND WASTE	63	59	34	691 STRUCTURES AND PARTS NES	850 544	330 997	184 457
245 FUEL WOOD NES, CHARCOAL	24 859	614	345	692 METAL TANKS, BOXES, ETC	186 280	108 001	60 128
246 PULWOOD, CHIPS, WOODWASTE	1 329 106	16 054	8 919	693 WIRE PRODUCTS NON ELECTR	671 993	109 112	60 803
247 OTH WOOD ROUGH, SQUARED	156 915	5 362	2 966	694 STL, COPPR NAILS, NUTS, ETC	248 871	187 271	104 351
248 WOOD SHAPED	1 281 811	91 542	51 071	695 TOOLS	104 019	353 526	197 359
251 PULP AND WASTE PAPER	1 501 988	45 449	25 507	696 CUTLERY	21 380	97 598	54 346
261 SILK	976	1 935	1 067	697 BASE MTL HOUSEHOLD EQUIP	175 311	146 855	81 862
263 COTTON	220 127	40 160	22 353	699 OTHER METAL MANUFACTURES	795 911	742 543	413 835
265 VEG FIBRE, EXCL COTN JUTE	522	135	74	700 INDUSTRIAL PLANT, CHAP 84	14 425	15 081	8 570
266 SYNTHETIC FIBRE TO SPIN	386 049	169 408	94 221	711 STEAM BOILERS & AUX PLNT	10 333	8 894	4 957
267 OTHER MAN-MADE FIBRES	76 217	24 740	13 790	712 STEAM ENGINES, TURBINES	4 923	18 537	10 271
268 WOOL (EXC TOPS), ANML HAIR	27 879	16 804	9 305	713 INTRNL COMBUS PISTN ENGN	425 695	673 986	375 914
269 WASTE OF TEXTILE FABRICS	208 358	15 392	8 577	714 ENGINES & MOTORS NES	3 041	475 029	262 893
271 FERTILIZERS, CRUDE	28 322	486	269	716 ROTATING ELECTRIC PLANT	132 586	319 844	178 117
273 STONE, SAND AND GRAVEL	2 429 550	11 662	6 494	718 OTH POWER GENERATG MACHY	34 212	365 602	201 265
274 SULPHUR ETC	1 208 267	24 828	13 851	721 AGRIC MACHY, EXC TRACTORS	406 058	449 379	250 152
277 NATURAL ABRASIVES NES	12 497	933	523	722 TRACTORS NON-ROAD	269 288	284 672	159 136
278 OTHER CRUDE MINERALS	18 392 862	119 219	66 241	723 CIVIL ENGINEERG EQUIP ETC	489 221	401 214	223 550
281 IRON ORE, CONCENTRATES	4 339	139	78	724 TEXTILE, LEATHER MACHNRY	137 419	505 487	281 540
282 IRON AND STEEL SCRAP	2 176 696	47 170	26 368	725 PAPER ETC MILL MACHINERY	58 549	179 331	99 948
287 BASE METAL ORES, CONC NES	744 064	34 473	19 221	726 PRINTG, BKBINDG MACHY, PTS	96 477	414 947	231 829
288 NONFERR METAL SCRAP NES	510 895	51 699	28 862	727 FOOD MACHY NON-DOMESTIC	19 593	86 640	48 577
289 PREC METAL ORE, WASTE NES	99	270	150	728 OTH MACHY FOR SPCL INDUS	370 878	956 092	534 637
291 CRUDE ANIMAL MTRIALS NES	687 713	65 164	36 306	736 MACHINE TOOLS FOR METAL	167 072	583 277	327 100
292 CRUDE VEG MATERIALS NES	103 739	98 620	55 024	737 METALWORKING MACHNRY NES	129 680	136 103	76 089
322 COAL, LIGNITE, PEAT	22 061 059	558 378	310 578	741 HEATING, COOLING EQUIPMNT	190 618	420 649	235 020
323 BRIQUETS, COKE, SEMI-COKE	6 552 996	238 979	132 805	742 PUMPS FOR LIQUIDS ETC	120 585	555 731	310 494
333 CRUDE PETROLEUM	11 713	276	151	743 PUMPS NES, CENTRIFUGES ETC	194 260	471 023	262 584
334 PETROLEUM PRODUCTS, REFIN	4 554 039	178 082	99 520	744 MECHANICAL HANDLING EQU	444 666	589 632	329 152
335 RESIDUAL PETRLM PROD NES	3 315 420	107 666	89 878	745 NONELEC MACHY, TOOLS NES	160 970	650 431	363 102
351 ELECTRIC ENERGY, MWH	69 220	7 052	3 873	749 NONELEC MACH PTS, ACC NES	573 467	1 245 527	694 576
411 ANIMAL OILS AND FATS	357 597	21 071	11 672	751 OFFICE MACHINES	56 409	345 492	193 414

7 IMPORTS AND EXPORTS (SPECIAL TRADE) BY COUNTRIES OF PRODUCTION AND CONSUMPTION AND BY GROUPS OF THE SITC-REV. II 1987

GROUP DESCRIPTION	DT = 100 KG	1 000 DM	1 000 \$	GROUP DESCRIPTION	DT = 100 KG	1 000 DM	1 000 \$
752 AUTOMATIC DATA PROC EQUIP	62 760	1 110 238	621 494	246 PULPMOOD, CHIPS, WOODWASTE	978 754	7 204	4 014
759 OFFICE & ADP MCH PTS, ACC	30 266	1 264 457	704 408	247 OTH WOOD ROUGH, SQUARED	3 881 012	81 308	45 467
761 TELEVISION RECEIVERS	68 364	206 561	116 376	248 WOOD SHAPED	181 517	15 958	8 965
762 RADIO BROADCAST RECEIVERS	17 153	88 336	49 177	251 PULP AND WASTE PAPER	1 258 807	66 408	36 966
763 SOUND RECORDERS, PHONOGRAPHS	55 487	509 736	287 106	261 SILK	85	233	129
764 TELECOM EQPT, PTS, ACC NES	90 318	402 578	337 961	263 COTTON	13 974	822	464
771 ELECTRIC POWER MACHY NES	69 075	227 413	126 188	264 JUTE, OTH TEX BAST FIBRES	21 923	1 322	740
772 SWITCHGEAR ETC & PTS NES	128 928	1 224 738	681 907	265 VEG FIBRE, EXCL COTN JUTE	26 424	7 095	3 949
773 ELECTRIC DISTRIBUTING MACH	158 152	176 973	98 794	266 SYNTHETIC FIBRE TO SPIN	78 101	23 882	13 289
774 ELECTRO-MEDICAL, XRAY EQUIP	8 243	157 682	87 935	267 OTHER MAN-MADE FIBRES	55 818	8 784	4 881
775 HOUSEHOLD TYPE EQUIP NES	711 466	896 882	501 061	268 WOOL(EXC TOPS), ANML HAIR	35 671	29 660	16 595
776 TRANSISTORS, VALVES, ETC	135 965	513 300	286 099	269 WASTE OF TEXTILE FABRICS	29 214	1 698	947
778 ELECTRICAL MACHINERY NES	464 257	1 001 915	559 804	271 FERTILIZERS, CRUDE	107 578	957	576
781 PASS MOTOR VEH EXC BUSES	2 162 121	4 031 261	2 247 776	273 STONE, SAND AND GRAVEL	5 854 833	17 782	9 935
782 LOCOMOTIVES, SPCL MTR VEH NES	826 816	1 022 198	571 181	274 SULPHUR ETC	61 376	710	396
783 ROAD MOTOR VEHICLES NES	306 290	446 971	250 921	277 NATURAL ABRASIVES NES	434	5 341	2 969
784 MOTOR VEHCL PTS, ACC NES	1 925 340	2 411 599	1 346 800	278 OTHER CRUDE MINERALS	9 342 654	70 872	39 497
785 MOTOR & OTHER CYCLES ETC	23 423	62 280	35 029	281 IRON ORE, CONCENTRATES	341 665	698	394
786 VEH NES NONMOTR, TRAILERS	317 666	259 032	144 660	282 IRON AND STEEL SCRAP	871 745	15 611	8 668
791 RAILWAY VEHICLES	35 609	36 292	20 575	287 BASE METAL ORES, CONC NES	62 785	32 007	17 966
792 AIRCRAFT	44 041	4 332 385	2 410 688	288 NONFERR METAL SCRAP NES	476 154	74 200	41 529
793 SHIPS AND BOATS	14 237	14 778	8 318	289 PREC METAL ORE, WASTE NES	199	10 544	5 846
812 PLUMBING, HEATING, LIGHTING EQU	287 232	274 753	153 333	291 CRUDE ANIMAL MTRIALS NES	50 833	12 186	6 775
821 FURNITURE	943 729	744 452	415 613	292 CRUDE VEG MATERIALS NES	147 900	51 131	28 680
831 TRAVEL GOODS, HANDBAGS	26 403	42 152	23 546	322 COAL, LIGNITE, PEAT	1 082 698	17 267	9 811
842 MENS OUTERWEAR NOT KNIT	18 773	150 285	83 034	323 BRIQUETS, COKE, SEMI-COKE	3 288 558	70 267	39 216
843 WOMENS OUTERWEAR NONKNIT	22 343	240 626	132 451	334 PETROLEUM PRODUCTS, REFIN	31 888 292	974 360	542 375
844 UNDERWEAR NOT KNIT	4 193	24 923	13 776	335 RESIDUAL PETRLM PROD NES	2 353 476	83 750	46 898
845 OUTERWEAR KNIT NONELASTIC	13 021	115 338	63 876	351 ELECTRIC ENERGY, MWH	1 925	31 534	17 602
846 UNDERWEAR KNITTED	12 810	72 186	40 216	411 ANIMAL OILS AND FATS	110 790	8 655	4 830
847 TEXT CLTHNG ACCESSORIES NES	6 774	50 514	27 999	423 FIXED VEG OILS, SOFT	232 800	22 249	12 328
848 HEADGEAR, NONTEXT CLTHNG	6 121	50 553	28 127	424 FIXED VEG OIL NONSOFT	49 480	7 142	3 944
851 FOOTWEAR	31 873	147 272	81 588	431 PROCESSED ANML VEG OIL, ETC	403 909	30 764	17 192
871 OPTICAL INSTRUMENTS	2 171	189 288	106 289	511 HYDROCARBONS NES, DERIVS	2 760 477	234 205	130 495
872 MEDICAL INSTRUMENTS NES	26 757	217 475	121 800	512 ALCOHOLS, PHENOLS, ETC	1 072 678	101 123	56 311
873 METERS & COUNTERS NES	4 975	27 159	15 129	513 ORGANIC ACIDS, ETC	1 088 167	177 364	98 744
874 MEASURING, CONTROLLING INSTR	80 890	1 151 169	641 784	514 NITROGEN-FUNCTN COMPOUNDS	851 460	257 442	143 421
881 PHOTO APPAR & EQUIPT NES	18 915	170 958	95 238	515 ORG-INORG COMPOUNDS ETC	708 256	265 376	147 330
882 PHOTO, CINEMA SUPPLIES	128 664	287 521	160 130	516 OTHER ORGANIC CHEMICALS	714 128	73 017	40 714
883 DEVELOPED CINEMA FILM	61	751	421	522 INORG ELEMNTS, OXIDES, ETC	4 252 009	196 837	109 891
884 OPTICAL GOODS NES	1 497	64 944	36 283	523 OTHER INORGANIC CHEMICALS	2 559 431	130 045	72 740
885 WATCHES AND CLOCKS	13 322	175 904	98 418	524 RADIOACTIVE ETC MATERIAL	2	6 201	3 459
892 PRINTED MATTER	1 417 036	651 284	363 320	531 SYNT DYE, NAT INDGO, LAKES	25 656	33 089	18 434
893 ARTICLES OF PLASTIC NES	1 002 724	939 870	524 130	532 DYES NES, TANNING PRODS	1 413	2 067	1 154
894 TOYS, SPORTING GOODS, ETC	165 701	293 995	163 565	533 PIGMENTS, PAINTS, ETC	550 583	237 082	131 985
895 OFFICE SUPPLIES NES	36 986	125 018	69 709	541 MEDICINAL ETC PRODUCTS	44 770	277 879	155 105
896 WORKS OF ART ETC	555	68 984	39 675	551 ESSENTIAL OIL, PERFUME, ETC	4 869	8 031	4 453
897 GOLD, SILVER WARE, JEWELRY	1 189	63 629	35 514	553 PERFUMERY, COSMETICS, ETC	47 087	53 565	29 787
898 MUSICAL INSTRUMENTS, PTS	131 344	390 166	218 566	554 SOAPS, CLEANING ETC PREPS	755 738	121 530	67 661
899 OTHER MANUFACTURED GOODS	75 758	150 499	83 858	562 FERTILIZERS MANUFACTURED	10 810 018	223 611	124 266
941 ZOO ANIMALS, PETS	279	1 352	766	572 EXPLOSIVES, PYROTECH PROD	1 857	4 330	2 422
951 WAR FIREARMS, AMMUNITION	941	12 009	6 719	582 PROD OF CONDENSATION ETC	1 164 721	546 153	303 849
961 COIN NONGOLD, NONCURRENT	7	118	69	583 PROD OF POLYMERIZING ETC	5 672 635	1 265 985	705 714
971 GOLD, NON MONETARY NES	27	10 697	5 961	584 CELLULOSE DERIVATIVES ETC	78 993	89 295	33 054
972 GOLD COIN		559	310	585 PLASTIC MATERIALS NES	52 726	8 124	4 543
				591 PESTICIDES, DISINFECTANTS	49 118	76 228	41 792
				592 STARCH, INULIN, GLUTEN, ETC	209 645	68 033	37 731
				598 MISC CHEMICAL PRODS NES	3 117 987	396 609	221 082
BELGIUM LUX				611 LEATHER	9 601	29 487	16 435
IMPORTS	172 295 823	29 129 280	16 243 214	612 LEATHER ETC MANUFACTURES	3 743	5 807	3 218
001 LIVE ANIMALS	110 242	40 107	22 470	613 FUR SKINS TANNED, DRESSED	3 461	29 317	16 221
011 MEAT FRESH, CHILLED, FROZEN	783 819	387 308	218 327	621 MATERIALS OF RUBBER	191 912	106 990	59 442
012 MEAT DRIED, SALTED, SMOKED	31 077	30 797	17 147	625 RUBBER TYRES, TUBES	394 710	237 271	132 606
014 MEAT PREPD, PRSVD, NES ETC	174 951	112 139	62 685	628 RUBBER ARTICLES NES	26 388	51 938	28 984
022 MILK AND CREAM	930 376	116 211	64 750	633 CORK MANUFACTURES	95	40	34
023 BUTTER	118 048	53 241	30 387	634 VENEERS, PLYWOOD, ETC	2 138 065	149 745	83 338
024 CHEESE AND CURD	12 649	12 208	6 758	635 WOOD MANUFACTURES NES	132 695	42 744	23 852
025 EGGS, BIRDS, FRESH, PRSVD	240 481	51 445	28 622	641 PAPER AND PAPERBOARD	2 022 675	529 301	294 960
034 FISH FRESH, CHILLED, FROZEN	12 844	10 155	5 707	642 ARTICLES OF PAPER ETC	218 566	88 492	49 501
035 FISH SALTED, DRIED, SMOKED	47	85	47	651 TEXTILE YARN AND THREAD	454 243	340 479	189 922
036 SHELL FISH FRESH, FROZEN	2 562	6 565	3 694	652 COTTON FABRICS, WOVEN	54 142	99 815	55 588
037 FISH ETC PREPD PRSVD NES	7 982	9 466	5 288	653 WOVN MAN-MADE FIB FABRIC	119 319	243 118	135 791
041 WHEAT ETC UNMILLED	552 485	24 654	13 635	654 OTH WOVEN TEXTILE FABRIC	34 245	49 364	27 531
042 RICE	219 233	60 064	33 395	655 KNIT ETC FABRICS	14 739	26 837	14 992
043 BARLEY UNMILLED	209 078	9 220	5 141	656 LACE, RIBBONS, TULLE, ETC	6 989	11 133	6 217
044 MAIZE UNMILLED	15 796	6 968	3 815	657 SPECIAL TEXTILE ETC PROD	175 783	174 547	97 395
045 CEREALS NES UNMILLED	59 106	2 923	1 664	658 TEXTILE ARTICLES NES	24 821	45 431	25 453
046 WHEAT ETC MEAL OR FLOUR	187 803	11 685	6 515	659 FLOOR COVERINGS ETC	1 106 299	654 630	364 788
047 OTHER CEREAL MEALS, FLOUR	14 081	893	501	661 CEMENT ETC BUILDING PROD	7 079 478	85 658	47 656
048 CEREAL ETC PREPARATIONS	632 867	130 206	72 427	662 CLAY, REFRACTORY BLOG PROD	904 471	60 495	33 624
054 VEG ETC FRSH, SMPLY PRSVD	1 639 312	232 678	129 947	663 OTH NONMETAL MINERAL MFS	1 305 498	135 898	75 666
056 VEGETABLES ETC PRSVD, PREPD	1 057 167	124 077	65 256	664 GLASS	2 900 821	368 384	205 327
057 FRUIT, NUTS, FRESH, DRIED	330 387	55 019	30 520	665 GLASSWARE	590 748	67 595	37 657
058 FRUIT PRESERVED, PREPARED	277 182	61 969	34 566	666 POTTERY	25 895	37 877	21 172
061 SUGAR AND HONEY	1 080 672	92 696	51 608	667 PEARL, PREC-, SEMI-P STONE			
062 SUGAR PREPS NON-COCOA	63 488	28 121	15 631	671 PIG IRON ETC	154 144	65 104	36 478
071 COFFEE AND SUBSTITUTES	28 512	41 603	23 156	672 IRON, STL PRIMARY FORMS	6 596 877	616 127	344 523
072 COCOA	2 203	1 647	900	673 IRON AND STEEL SHAPES	6 627 840	503 884	279 854
073 CHOCOLATE AND PRODUCTS	221 798	152 279	85 483	674 IRN, STL UNIV. PLATE, SHEET	9 627 318	1 027 929	572 546
074 TEA AND MATE	41	82	47	675 IRON, STEEL HOOP, STRIP	2 424 279	225 634	125 666
075 SPICES	226	202	113	676 RAILWAY RAILS ETC IRN, STL	9 725	3 509	1 943
081 FEEDING STUFF FOR ANIMALS	1 057 412	53 484	29 987	677 IRN, STL WIRE EXCL W ROD	899 886	170 086	94 671
091 MARGARINE AND SHORTENING	137 025	16 988	9 398	678 IRON, STL TUBES, PIPES, ETC	618 315	75 088	41 801
098 EDIBLE PRODS, PREPS NES	407 432	105 758	59 025	679 IRN, STL CASTINGS UNWOKR	32 653	9 868	5 497
111 NON-ALCOHL BEVERAGES NES	187 882	13 773	7 651	681 SILVER, PLATINUM, ETC	1 031	42 037	23 053
112 ALCOHOLIC BEVERAGES	75 847	9 790	5 460	682 COPPER EXC CEMENT COPPER	1 396 309	532 502	296 970
121 TOBACCO UNMFACTRD, REFUSE	7 377	1 128	633	683 NICKEL	2 933	3 401	1 901
122 TOBACCO MFRS	33 471	64 955	36 287	684 ALUMINIUM	715 868	286 939	159 872
211 HIDES, SKINS, UNDERESSED	59 988	22 661	12 665	685 LEAD	177 355	21 249	11 888
212 FUR SKINS UNDERESSED	80	648	363	686 ZINC	717 390	112 182	62 314
222 SEEDS FOR 'SOFT' FIXED OIL	30 660	2 364	1 317	687 TIN	4 075	3 724	2 089
223 SEEDS FOR OTH FIXED OILS	87 833	5 748	3 199	689 NON-FER BASE METALS NES	36 342	25 021	13 866
232 NATURAL RUBBER, GUMS	141	64	36	691 STRUCTURES AND PARTS NES	568 488	176 499	98 779
233 RUBBER, SYNTHETIC, RECLAIMED	279 071	80 777	45 017	692 METAL TANKS, BOXES, ETC	283 593	109 153	60 570
245 FUEL WOOD NES, CHARCOAL	19 152	193	104	693 WIRE PRODUCTS NON ELECTR	488 764	130 861	72 789

7 IMPORTS AND EXPORTS (SPECIAL TRADE) BY COUNTRIES OF PRODUCTION AND CONSUMPTION AND BY GROUPS OF THE SITC-REV. II 1987

GROUP DESCRIPTION	DT * 100 KG	1 000 DM	1 000 \$	GROUP DESCRIPTION	DT * 100 KG	1 000 DM	1 000 \$
694 STL COPPR NAILS,NUTS,ETC	123 761	30 630	17 035	048 CEREAL ETC PREPARATIONS	356 872	101 852	56 871
695 TOOLS	9 824	68 905	38 335	054 VEG ETC FRSH,SMPLY PRSVD	166 329	20 471	11 599
696 CUTLERY	924	3 758	2 087	056 VEGTBLES ETC PRSVD,PREPD	88 214	25 092	13 988
697 BASE MTL HOUSEHOLD EQUIP	40 162	35 040	19 716	057 FRUIT,NUTS,FRESH,DRIED	78 408	27 544	15 276
699 OTHER METAL MANUFACTURES	194 175	135 096	75 251	058 FRUIT PRESERVED,PREPARED	632 523	94 504	52 668
711 STEAM BOILERS & AUX PLNT	1 193	2 587	1 442	061 SUGAR AND HONEY	128 500	19 261	10 732
712 STEAM ENGINES,TURBINES	747	4 978	2 765	062 SUGAR PREPS NON-COCOA	45 988	18 863	10 522
713 INTRNL COMBUS PISTN ENGN	22 715	36 162	20 166	071 COFFEE AND SUBSTITUTES	150 767	143 344	79 932
714 ENGINES & MOTORS NES	1 394	48 750	27 016	072 COCOA	63 654	46 219	25 750
716 ROTATING ELECTRIC PLANT	17 185	64 019	35 966	073 CHOCOLATE AND PRODUCTS	203 170	102 125	57 109
718 OTH POWER GENERATG MACHY	1 120	1 813	1 022	074 TEA AND MATE	1 119	1 464	818
721 AGRIC MACHY,EXC TRACTORS	44 057	51 817	28 703	075 SPICES	4 674	4 588	2 541
722 TRACTORS NON-ROAD	1 854	1 666	924	081 FEEDING STUFF FOR ANIMLS	1 716 884	116 911	65 102
723 CIVIL ENGINEERG EQUIP ETC	188 877	145 062	81 464	091 MARGARINE AND SHORTENING	219 909	19 750	10 988
724 TEXTILE,LEATHER MACHNRY	34 787	90 212	50 245	098 EDIBLE PRODCTS,PREPS NES	262 602	89 760	49 941
725 PAPER ETC MILL MACHINERY	12 905	17 826	9 902	111 NON-ALCOHL BEVERAGES NES	1 017 583	44 872	24 936
726 PRINTG,BKBDNG MACHY,PTS	9 434	23 379	13 090	112 ALCOHLIC BEVERAGES	162 879	35 673	19 568
727 FOOD MACHRY NON-DOMESTIC	3 171	4 108	2 275	121 TOBACCO UNMNFCTRD,REFUSE	6 010	1 903	1 044
728 OTH MACHY FOR SPL INDOUS	65 060	100 198	55 890	122 TOBACCO MFRS	47 603	77 565	43 235
736 MACHINE TOOLS FOR METAL	62 388	82 370	45 845	111 HIDES,SKINS,UNDRESSED	48 025	16 374	9 179
737 METALWORKING MACHNRY NES	110 799	48 860	27 361	212 FUR SKINS UNDRESSED	2 027	16 683	9 318
741 HEATING,COOLING EQUIPMNT	34 311	49 172	27 207	222 SEEDS FOR SOFT/FIXED OIL	1 704 304	173 998	95 756
742 PUMPS FOR LIQUIDS ETC	7 617	15 918	8 855	223 SEEDS FOR OTH FIXED OILS	6 037	1 209	675
743 PUMPS NES,CENTRFUGES ETC	66 652	116 320	64 760	232 NATURAL RUBBER,GUMS	3 530	742	411
744 MECHANICAL HANDLING EQU	92 333	74 690	41 915	233 RUBBER,SYNTHETIC,RECLAIMD	524 262	86 380	48 168
745 NONELEC MACHY,TOOLS NES	14 683	27 462	15 316	244 CORR RAW AND WASTE	131	74	41
749 NONELEC MACH PTS,ACC NES	72 970	142 474	79 420	245 FUEL WOOD NES,CHARCOAL	10 221	925	514
751 OFFICE MACHINES	5 231	27 307	15 457	246 PULPWOOD,CHIPS,WOODWASTE	631 401	7 335	4 067
752 AUTOMTIC DATA PROC EQUIP	9 093	184 535	103 708	247 OTH WOOD ROUGH,SQUARED	110 128	5 077	2 819
759 OFFICE & ADP MCH PTS,ACC	7 503	107 288	59 879	248 WOOD SHAPED	737 619	41 442	23 071
761 TELEVISION RECEIVERS	67 317	192 398	107 927	251 PULP AND WASTE PAPER	173 736	18 185	10 132
762 RADIO BROADCAST RECEIVRS	5 192	19 404	10 820	261 SILK	115	265	147
763 SOUND RECORDRS,PHONOGRPH	9 009	85 876	47 880	263 COTTON	53 218	10 214	5 683
764 TELECOM EQPT,PTS,ACC NES	26 281	176 934	98 447	264 JUTE,OTH TEX BAST FIBRES	1 527	65	37
771 ELECTRIC POWER MACHY NES	28 725	63 587	35 363	265 VEG FIBRE,EXCL COTN JUTE	3 386	402	224
772 SWITCHGEAR ETC & PTS NES	20 662	199 428	110 822	266 SYNTHETIC FIBRE TO SPIN	279 554	132 757	74 155
773 ELECTR DISTRIBUTING MACH	188 583	105 615	58 857	267 OTHER MAN-MADE FIBRES	96 833	25 689	14 297
774 ELECTRO-MEDCL,XRAY EQUIP	1 177	14 591	8 079	268 WOOL(EXC TOPS),ANML HAIR	47 434	17 659	9 807
775 HOUSEHOLD TYPE EQUIP NES	17 191	30 445	16 993	269 WASTE OF TEXTILE FABRICS	261 592	15 158	8 465
776 TRANSISTORS,VALVES,ETC	15 099	95 440	53 172	271 FERTILIZERS,CRUDE	250 440	2 503	1 399
778 ELECTRICAL MACHINERY NES	224 456	353 212	196 655	273 STONE,SAND AND GRAVEL	24 623 312	38 280	21 370
781 PASS MOTOR VEH EXC BUSES	3 603 492	5 874 030	3 277 018	274 SULPHUR ETC	220 722	4 969	2 782
782 LORRIES,SPLC MTR VEH NES	231 792	266 314	148 757	277 NATURAL ABRASIVES NES	98 206	2 274	1 265
783 ROAD MOTOR VEHICLES NES	25 029	31 132	17 453	278 OTHER CRUDE MINERALS	21 306 118	68 009	37 872
784 MOTOR VEHCL PTS,ACC NES	721 417	524 139	291 858	281 IRON ORE,CONCENTRATES	193 017	304	175
785 MOTOR & OTHER CYCLES ETC	13 023	19 640	10 875	282 IRON AND STEEL SCRAP	7 202 574	139 926	78 333
786 VEH NES NONMOTR,TRAILERS	66 162	48 959	27 256	287 BASE METAL ORES,CONC NES	348 195	21 944	12 229
791 RAILWAY VEHICLES	7 770	2 276	1 268	288 NONFERR METAL SCRAP NES	1 269 295	92 632	52 037
792 AIRCRAFT	1 797	42 138	23 533	289 PREC METAL ORE,WASTE NES	2 466	4 363	2 442
793 SHIPS AND BOATS	9 201	4 905	2 700	291 CRUDE ANIMAL MTRIALS NES	530 634	19 405	10 793
812 PLUMBG,HEATING,LGHTNG EQU	306 359	132 828	74 069	292 CRUDE VEG MATERIALS NES	52 102	27 416	15 205
821 FURNITURE	389 534	345 879	193 558	322 COAL,LIGNITE,PEAT	18 113 990	417 661	233 511
831 TRAVEL GOODS,HANDBAGS	27 447	30 904	17 305	323 BRIQUETS,COKE,SEMI-COKE	14 641 196	532 945	297 249
842 MENS OUTERWEAR NOT KNIT	36 244	153 020	85 293	334 PETROLEUM PRODUCTS,REFIN	5 067 505	178 829	99 339
843 WOMENS OUTERWEAR NONKNIT	17 974	121 388	67 717	335 RESIDUAL PETRLM PROD NES	1 458 774	79 043	44 160
844 UNDERWEAR NOT KNIT	577	4 134	2 292	351 ELECTRIC ENERGY, MWH	2 440 003	230 878	128 777
845 OUTERWEAR KNIT NONELASTC	8 055	41 117	23 072	411 ANIMAL OILS AND FATS	219 478	12 898	7 198
846 UNDERWEAR KNITTED	1 910	11 151	6 235	423 FIXED VEG OILS,SOFT	311 720	18 963	10 515
847 TXTL CLTHNG ACCESRY NES	1 867	7 884	4 389	424 FIXED VEG OIL NONSOFT	61 051	6 652	3 691
848 HEADGEAR,MONTXTL CLTHNG	26 753	34 046	18 905	431 PROCESD ANML VEG OIL,ETC	284 304	31 929	17 787
851 FOOTWEAR	3 510	8 304	4 602	511 HYDROCARBONS NES,DERIVS	4 089 186	463 006	257 174
871 OPTICAL INSTRUMENTS	140	3 885	2 177	612 ALCOHOLS,PHENOLS,ETC	1 021 814	152 460	84 949
872 MEDICAL INSTRUMENTS NES	5 136	35 710	19 821	513 ORGANIC ACIDS,ETC	763 288	134 331	74 872
873 METERS & COUNTERS NES	88	521	281	514 NITROGEN-FUNCTN COMPOUNDS	626 727	174 682	97 179
874 MEASURING,CONTROLLNG INSTR	25 128	103 405	57 656	515 ORG-INORG COMPOUNDS ETC	145 282	163 508	91 443
881 PHOTO APPAR & EQUIPT NES	4 021	29 722	16 718	516 OTHER ORGANIC CHEMICALS	1 301 316	186 844	104 140
882 PHOTO,CINEMA SUPPLIES	156 413	290 461	162 914	522 INORG ELEMNTS,OXIDES,ETC	6 233 665	208 075	115 980
883 DEVELOPED CINEMA FILM	17	246	137	523 OTHR INORGANIC CHEMICALS	3 836 804	193 863	108 135
884 OPTICAL GOODS NES	91	2 242	1 257	524 RADIOACTIVE ETC MATERIAL	639	10 711	5 916
885 WATCHES AND CLOCKS	1 561	6 371	3 578	531 SYNT DYE,NAT INDGO,LAKES	39 904	87 742	48 866
892 PRINTED MATTER	88 793	81 205	45 365	532 DYES NES,TANNING PRODS	12 637	3 148	1 749
893 ARTICLES OF PLASTIC NES	353 578	262 206	146 026	533 PIGMENTS,PAINTS,ETC	661 965	309 438	172 274
894 TOYS,SPORTING GOODS,ETC	21 377	41 458	23 118	541 MEDICINAL ETC PRODUCTS	59 462	386 254	215 429
895 OFFICE SUPPLIES NES	4 116	8 196	4 562	551 ESSENTIL OIL,PERFUME,ETC	6 967	16 243	9 025
896 WORKS OF ART ETC	785	13 374	7 477	553 PERFUMERY,COSMETICS,ETC	109 365	73 798	40 958
897 GOLD,SILVER WARE,JEWELRY	133	5 147	2 864	554 SOAPS,CLEANING ETC PREPS	904 590	195 892	109 165
898 MUSICAL INSTRUMENTS,PTS	9 071	35 902	20 045	562 FERTILIZERS MANUFACTURED	14 711 143	293 945	163 899
899 OTHR MANUFACTURED GOODS	12 158	27 453	15 323	572 EXPLOSIVES,PYROTECH PROD	9 887	4 962	2 771
941 ZOO ANIMALS,PETS	556	340	190	582 PROD OF CONDENSATION ETC	1 273 615	371 142	206 674
951 WAR FIREARMS,AMMUNITION	182	1 503	838	583 PROD OF POLYMERIZING ETC	3 158 425	778 669	433 624
961 COIN NONGOLD,NONCURRENT	4 396	5 220	2 890	584 CELLULOSE DERIVATIVES ETC	62 301	42 008	23 338
971 GOLD,NON MONETARY NES	204	64 328	36 238	585 PLASTIC MATERIALS NES	18 550	10 090	5 637
972 GOLD COTN	9	18 486	10 234	591 PESTICIDES,DISINFECTANTS	66 402	76 870	42 442
				592 STARCH,INULIN,GLUTEN,ETC	174 967	77 950	43 413
				598 MISC CHEMICAL PRODS NES	3 458 110	492 303	274 176
EXPORTS	199 127 388	38 845 601	21 667 404	605 INDUSTRIAL PLANT,CHAP 73	2 973	4 975	2 959
001 LIVE ANIMALS	448 774	139 568	77 687	611 LEATHER	4 979	24 443	13 702
011 MEAT FRESH,CHILLO,FROZEN	169 326	24 551	13 640	612 LEATHER ETC MANUFACTURES	3 273	9 657	5 381
012 MEAT DRIED,SALTED,SMOKED	4 916	6 605	3 676	613 FUR SKINS TANNED,DRESSED	973	4 650	2 592
014 MEAT PREPD,PRSVD,NES ETC	57 321	43 127	24 043	621 MATERIALS OF RUBBER	202 836	101 797	56 638
022 MILK AND CREAM	1 204 663	125 720	69 934	625 RUBBER TYRES,TUBES	547 758	329 502	183 570
023 BUTTER	258 279	97 261	53 767	628 RUBBER ARTICLES NES	80 491	138 190	77 086
024 CHEESE AND CURD	279 708	171 223	95 357	633 CORK MANUFACTURES	1 117	1 653	917
025 EGGS,BIRDS,FRESH,PRSVD	6 747	2 539	1 418	634 VENEERS,PLYWOOD,ETC	529 814	66 825	38 357
034 FISH FRESH,CHILLED,FROZN	32 774	22 440	12 519	635 WOOD MANUFACTURES NES	328 669	93 235	51 990
035 FISH SALTED,DRIED,SMOKED	440	718	399	641 PAPER AND PAPERBOARD	3 479 371	595 454	331 468
036 SHELL FISH FRESH,FROZEN	620	866	495	642 ARTICLES OF PAPER ETC	949 754	355 207	197 995
037 FISH ETC PREPD PRSVD NES	38 517	27 839	15 486	651 TEXTILE YARN AND THREAD	547 446	430 022	239 623
041 WHEAT ETC UNMILLED	1 780 294	82 256	46 428	652 COTTON FABRICS,WOVEN	55 381	95 179	53 148
042 RICE	19 384	3 276	1 830	653 MOVN MAN-MADE FIB FABRIC	101 217	157 392	87 980
043 BARLEY UNMILLED	625 107	11 873	6 422	654 OTH MOVEN TEXTILE FABRIC	8 837	32 399	18 017
044 MAIZE UNMILLED	14 168	1 265	694	655 KNIT ETC FABRICS	38 015	64 241	35 752
045 CEREALS NES UNMILLED	113 502	5 564	3 083	656 LACE,RIBBONS,TULLE,ETC	8 808	18 109	10 084
046 WHEAT ETC MEAL OR FLOUR	20 359	1 539	862	657 SPECIAL TEXTILE ETC PROD	169 514	181 869	101 299
047 OTHER CEREAL MEALS,FLOUR	24 839	1 607	893	658 TEXTILE ARTICLES NES	35 818	57 600	32 327

7 IMPORTS AND EXPORTS (SPECIAL TRADE) BY COUNTRIES OF PRODUCTION AND CONSUMPTION AND BY GROUPS OF THE SITC-REV. II 1987

GROUP DESCRIPTION	DT - 100 KG	1 000 DM	1 000 \$	GROUP DESCRIPTION	DT - 100 KG	1 000 DM	1 000 \$
659 FLOOR COVERINGS ETC	87 360	110 104	61 448	896 WORKS OF ART ETC	655	13 159	7 371
661 CEMENT ETC BUILDING PROD	1 689 906	53 502	29 908	897 GOLD, SILVER WARE, JEWELRY	830	52 870	29 386
662 CLAY, REFRACTORY BLDG PRD	1 903 849	145 559	80 861	898 MUSICAL INSTRUMENTS, PTS	21 752	103 412	57 611
663 OTH NONMETAL MINERAL MFS	2 237 526	161 770	90 038	899 OTHER MANUFACTURED GOODS	49 160	70 889	39 522
664 GLASS	629 664	147 902	82 550	941 ZOO ANIMALS, PETS	173	429	241
665 GLASSWARE	752 734	88 170	49 191	951 WAR FIREARMS, AMMUNITION	892	4 605	2 551
666 POTTERY	42 060	43 935	24 467	961 COIN NONGOLD, NONCURRENT	7	332	187
667 PEARL, PREC., SEMI-P STONE	0	0	0	971 GOLD, NON MONETARY NES	450	145 900	80 674
671 PIG IRON ETC	457 253	57 330	32 042	972 GOLD COIN	23	61 878	34 546
672 IRON, STL PRIMARY FORMS	3 270 981	498 777	280 155				
673 IRON AND STEEL SHAPES	2 500 689	231 369	129 024	NETHERLANDS			
674 IRN, STL UNIV. PLATE, SHEET	2 430 131	282 930	157 582	IMPORTS	560 824 158	44 934 495	25 053 885
675 IRON, STEEL HOOP, STRIP	966 822	117 015	65 168	001 LIVE ANIMALS	1 418 356	349 470	194 682
676 RAILWAY RAILS ETC IRN, STL	8 898	2 558	1 430	011 MEAT FRESH, CHILLED, FROZEN	4 941 877	1 811 420	1 009 304
677 IRN, STL WIRE EXCL W ROD	367 766	59 340	33 047	012 MEAT DRIED, SALTED, SMOKED	5 107	6 720	3 773
678 IRON, STL TUBES, PIPES, ETC	699 534	170 061	95 102	014 MEAT PREPD, PRSVD, NES ETC	169 947	112 145	62 500
679 IRN, STL CASTINGS UNWOKRE	187 311	56 670	31 655	022 MILK AND CREAM	949 267	187 700	104 677
681 SILVER, PLATINUM, ETC	822	29 304	16 276	023 BUTTER	551 399	352 197	197 387
682 COPPER EXC CEMENT COPPER	282 410	147 287	82 318	024 CHEESE AND CURD	1 637 178	1 127 541	625 455
683 NICKEL	8 704	11 451	6 425	025 EGGS, BIRDS, FRESH, PRSVD	2 869 140	620 405	346 160
684 ALUMINIUM	711 300	319 299	178 084	034 FISH FRESH, CHILLED, FROZN	272 970	93 405	52 010
685 LEAD	53 852	10 687	5 950	035 FISH SALTED, DRIED, SMOKED	85 806	27 459	15 337
686 ZINC	118 017	20 285	11 263	036 SHELL FISH FRESH, FROZEN	32 007	18 726	10 802
687 TIN	2 599	3 619	2 022	037 FISH ETC PREPD PRSVD NES	110 968	65 906	36 794
689 NON-FER BASE METALS NES	7 557	10 301	5 729	041 WHEAT ETC UNMILLED	1 506 892	67 811	37 645
691 STRUCTURES AND PARTS NES	439 877	169 299	94 459	042 RICE	33 561	4 703	2 588
692 METAL TANKS, BOXES, ETC	264 800	92 746	51 685	043 BARLEY UNMILLED	213 131	10 187	5 672
693 WIRE PRODUCTS NON ELECTR	484 580	62 943	35 123	044 MAIZE UNMILLED	10 456	827	463
694 STL, COPPR NAILS, NUTS, ETC	177 217	132 357	73 721	045 CEREALS NES UNMILLED	40 348	2 372	1 365
695 TOOLS	61 985	169 106	94 164	046 WHEAT ETC MEAL OR FLOUR	233 591	13 327	7 437
696 CUTLERY	7 032	35 465	19 750	047 OTHER CEREAL MEALS, FLOUR	98 655	5 766	3 205
697 BASE MTL HOUSEHOLD EQUIP	82 260	88 686	49 409	048 CEREAL ETC PREPARATIONS	940 767	189 834	105 467
699 OTHER METAL MANUFACTURES	619 521	577 543	322 071	054 VEG ETC FRSH, SPLY PRSVD	15 428 189	1 745 201	967 444
700 INDUSTRIAL PLANT, CHAP 84	36 639	69 968	40 134	056 VEGTBLES ETC PRSVD, PREPD	2 847 746	459 845	256 917
703 INDUSTRIAL PLANT, CHAP 85	2 466	11 257	6 177	057 FRUIT, NUTS, FRESH, DRIED	748 215	107 512	60 162
711 STEAM BOILERS & AUX PLNT	6 716	10 612	5 926	058 FRUIT PRESERVED, PREPARED	773 063	168 707	93 999
712 STEAM ENGINES, TURBINES	1 102	17 093	9 486	061 SUGAR AND HONEY	1 627 785	114 309	63 691
713 INTRNL COMBUS PISTN ENGN	450 351	619 769	346 198	062 SUGAR PREPS NON-COCOA	163 147	72 819	40 542
714 ENGINES & MOTORS NES	451	27 289	15 494	071 COFFEE AND SUBSTITUTES	40 988	34 333	18 995
716 ROTATING ELECTRIC PLANT	91 876	140 960	78 588	072 COCOA	333 341	222 596	124 197
718 OTH POWER GENERATG MACHY	10 895	227 355	125 220	073 CHOCOLATE AND PRODUCTS	544 634	262 188	145 450
721 AGRIC MACHY, EXC TRACTORS	73 041	82 913	45 884	074 TEA AND MATE	935	484	274
722 TRACTORS NON-ROAD	48 073	51 867	29 014	075 SPICES	13 647	5 796	3 225
723 CIVIL ENGINEER EQUIP ETC	172 626	116 777	65 150	081 FEEDING STUFF FOR ANIMLS	10 109 799	480 143	268 459
724 TEXTILE, LEATHER MACHNRY	69 969	227 212	127 074	091 MARGARINE AND SHORTENING	75 862	5 144	5 088
725 PAPER ETC MILL MACHINERY	29 255	98 818	55 330	098 EDIBLE PRODCTS, PREPS NES	616 107	202 238	112 641
726 PRINTG, BKBINDG MACHY, PTS	31 018	140 220	78 703	111 NON-ALCOHL BEVERAGES NES	1 589 545	63 553	35 358
727 FOOD MACHY NON-DOMESTIC	15 671	50 277	27 900	112 ALCOHOLIC BEVERAGES	105 520	28 631	15 987
728 OTH MACHY FOR SPL INDOUS	213 371	494 377	278 094	121 TOBACCO UNMNFCTRD, REFUSE	1 132	644	355
736 MACHINE TOOLS FOR METAL	88 194	252 586	141 631	122 TOBACCO MFS	94 308	132 332	73 639
737 METALWORKING MACHNRY NES	147 165	116 542	64 581	123 HIDES, SKINS, UNDERESSED	118 144	28 205	15 711
741 HEATING, COOLING EQUIPMNT	125 446	256 924	143 550	212 FLR SKINS UNDERESSED	692	12 034	7 055
742 PUMPS FOR LIQUIDS ETC	38 157	147 934	82 382	222 SEEDS FOR SOFT FIXED OIL	196 941	17 564	9 784
743 PUMPS NES, CENTRIFUGES ETC	126 186	228 499	127 477	223 SEEDS FOR OTH FIXED OILS	43 833	5 619	3 144
744 MECHANICAL HANDLING EQU	222 855	279 754	156 329	232 NATURAL RUBBER, GUMS	2 674	576	317
745 NONELEC MACHY, TOOLS NES	66 853	231 231	129 287	233 RUBBER, SYNTHETIC, RECLAIMD	571 172	133 307	74 173
749 NONELEC MACH PTS, ACC NES	316 602	550 117	306 399	244 CORK RAW AND WASTE	219	185	104
751 OFFICE MACHINES	11 829	74 749	41 855	245 FUEL WOOD NES, CHARCOAL	73 943	1 995	1 103
752 AUTOMATIC DATA PROC EQUIP	23 892	391 909	219 359	246 PULPWOOD, CHIPS, WOODWASTE	1 055 723	8 762	4 891
759 OFFICE & ADP MCH PTS, ACC	11 736	169 260	94 369	247 OTH WOOD ROUGH, SQUARED	406 256	6 477	3 617
761 TELEVISION RECEIVERS	42 605	117 840	65 948	248 WOOD SHAPED	247 491	28 625	15 930
762 RADIO BROADCAST RECEIVRS	10 359	81 964	45 714	251 PULP AND WASTE PAPER	2 556 015	76 121	42 454
763 SOUND RECORDRS, PHONOGRPH	13 451	115 324	64 636	263 COTTON	20 062	2 519	1 394
764 TELECOM EQPT, PTS, ACC NES	36 938	309 161	172 768	264 JUTE, OTH TEX BAST FIBRES	1 356	91	49
771 ELECTRIC POWER MACHY NES	51 937	86 102	48 122	265 VEG FIBRE, EXCL COTN JUTE	3 524	219	122
772 SWITCHGEAR ETC & PTS NES	98 681	456 351	254 508	266 SYNTHETIC FIBRE TO SPIN	214 193	84 153	46 813
773 ELECTR DISTRIBUTING MACH	169 232	237 269	132 396	267 OTHER MAN-MADE FIBRES	87 073	11 091	6 194
774 ELECTRO-MEDCL, XRAY EQUIP	3 358	82 574	46 159	268 WOOL (EXC TOPS), ANML HAIR	20 377	10 082	5 630
775 HOUSEHOLD TYPE EQUIP NES	285 937	343 534	192 195	269 WASTE OF TEXTILE FABRICS	148 644	9 069	5 058
776 TRANSISTORS, VALVES, ETC	84 729	198 462	111 311	271 FERTILIZERS, CRUDE	403 367	5 815	3 225
778 ELECTRICAL MACHINERY NES	302 317	513 277	286 339	273 STONE, SAND AND GRAVEL	6 553 042	16 562	9 238
781 PASS MOTOR VEH EXC BUSES	6 672 744	7 599 328	4 242 229	274 SULPHUR ETC	81 936	1 802	995
782 LORRIES, SPLCL MTR VEH NES	411 806	372 749	208 946	277 NATURAL ABRASIVES NES	8 729	1 343	745
783 ROAD MOTOR VEHICLES NES	72 104	117 207	65 408	278 OTHER CRUDE MINERALS	8 246 324	94 204	52 535
784 MOTOR VEHCL PTS, ACC NES	2 324 727	2 345 527	1 309 527	281 IRON ORE, CONCENTRATES	121 323	1 695	955
785 MOTOR & OTHER CYCLES ETC	11 044	20 509	11 377	282 IRON AND STEEL SCRAP	3 474 095	64 257	35 979
786 VEH NES NONMOTR, TRAILERS	195 234	134 771	75 018	287 BASE METAL ORES, CONC NES	242 103	27 386	15 213
791 RAILWAY VEHICLES	15 943	16 393	9 102	288 NONFERR METAL SCRAP NES	1 230 632	203 008	113 571
792 AIRCRAFT	456	15 159	8 431	289 PREC METAL ORE, WASTE NES	2 092	28 599	16 092
793 SHIPS AND BOATS	64 693	8 968	5 113	291 CRUDE ANIMAL MTRIALS NES	1 169 449	74 704	41 652
801 INDUSTRIAL PLANT, CHAP 90	8	149	84	292 CRUDE VEG MATERIALS NES	3 339 953	2 037 686	1 135 855
812 PLUMBG, HEATNG, LGHTNG EQU	142 716	140 142	78 332	322 COAL, LIGNITE, PEAT	1 284 319	12 266	6 793
821 FURNITURE	811 859	591 015	329 908	323 BRIQUETS, COKE, SEMI-COKE	1 437 702	24 561	13 675
831 TRAVEL GOODS, HANDBAGS	14 503	28 932	16 121	333 CRUDE PETROLEUM	606 428	15 258	8 470
842 MENS OUTERWEAR NOT KNIT	27 156	202 469	112 274	334 PETROLEUM PRODUCTS, REFIN	201 177 070	6 123 334	3 406 326
843 WOMENS OUTERWEAR NONKNIT	24 969	311 900	171 661	335 RESIDUAL PETRLM PROD NES	12 060 899	451 337	251 132
844 UNDERWEAR NOT KNIT	4 608	29 760	16 539	351 ELECTRIC ENERGY, MWH	18 961	1 748	954
845 UNDERWEAR KNIT NONELASTC	15 978	183 556	101 184	411 ANIMAL OILS AND FATS	250 348	14 066	7 857
846 UNDERWEAR KNITTED	10 090	73 138	40 681	423 FIXED VEG OILS, SOFT	1 876 596	131 980	73 170
847 TXTL CLTHNG ACCESSYS NES	5 293	35 142	19 560	424 FIXED VEG OIL NONSOFT	538 587	63 800	35 587
848 HEADGEAR, NONTXTL CLOTHNG	7 563	64 399	35 776	431 PROCESD ANML VEG OIL, ETC	929 138	79 834	44 536
851 FOOTWEAR	17 340	108 573	59 816	511 HYDROCARBONS NES, DERIVS	12 726 910	1 048 990	584 628
871 OPTICAL INSTRUMENTS	560	12 890	7 190	512 ALCOHOLS, PHENOLS, ETC	9 025 699	296 574	165 808
872 MEDICAL INSTRUMENTS NES	7 640	75 117	41 963	513 ORGANIC ACIDS, ETC	1 321 250	205 164	114 359
873 METERS & COUNTERS NES	3 982	31 064	17 305	514 NITROGEN-FUNCTN COMPOUNDS	813 580	164 399	91 478
874 MEASURING, CONTROLNG INSTR	25 990	366 348	204 481	515 ORG-INORG COMPOUNDS ETC	291 032	99 337	55 373
881 PHOTO APPAR & EQUIP NES	7 052	54 285	30 392	516 OTHER ORGANIC CHEMICALS	1 948 972	225 834	125 895
882 PHOTO, CINEMA SUPPLIES	49 710	139 559	77 834	522 INORG ELEMNTS, OXIDES, ETC	5 318 532	275 830	153 647
883 DEVELOPED CINEMA FILM	82	424	236	523 OTHR INORGANIC CHEMICALS	2 046 609	141 292	78 803
884 OPTICAL GOODS NES	888	38 274	21 314	524 RADIOACTIVE ETC MATERIAL	4 602	315 519	175 347
885 WATCHES AND CLOCKS	4 310	36 299	20 283	531 SYNT DYE, NAT INDOG, LAKES	9 011	15 806	8 865
892 PRINTED MATTER	230 001	274 435	152 879	532 DYES NES, TANNING PRODS	3 256	3 151	1 750
893 ARTICLES OF PLASTIC NES	611 100	544 345	303 282	533 PIGMENTS, PAINTS, ETC	490 909	238 101	132 649
894 TOYS, SPORTING GOODS, ETC	66 750	100 011	55 686				
895 OFFICE SUPPLIES NES	10 885	39 021	21 671				

7 IMPORTS AND EXPORTS (SPECIAL TRADE) BY COUNTRIES OF PRODUCTION AND CONSUMPTION AND BY GROUPS OF THE SITC-REV. II 1987

GROUP DESCRIPTION	DT * 100 KG	1 000 DM	1 000 \$	GROUP DESCRIPTION	DT * 100 KG	1 000 DM	1 000 \$
541 MEDICINAL ETC PRODUCTS	47 995	309 044	171 646	785 MOTOR & OTHER CYCLES ETC	50 726	79 597	44 146
551 ESSENTL OIL, PERFUME, ETC	21 467	50 519	28 114	786 VEH NES NONMOTR, TRAILERS	125 807	57 734	32 323
553 PERFUMERY, COSMETICS, ETC	45 749	46 038	25 729	791 RAILWAY VEHICLES	19 987	23 945	13 196
554 SOAPS, CLEANING ETC PREPS	552 653	96 562	53 859	792 AIRCRAFT	5 011	125 519	69 793
562 FERTILIZERS MANUFACTURED	11 165 212	286 143	159 609	793 SHIPS AND BOATS	271 820	75 738	41 839
572 EXPLOSIVES PYROTECH PROD	10 510	27 673	15 241	812 PLUMBING HEATING, LIGHTING EQU	161 797	106 074	59 344
582 PROD OF CONDENSATION ETC	3 070 993	1 134 189	631 927	821 FURNITURE	350 126	297 405	166 512
583 PROD OF POLYMERIZING ETC	6 491 529	1 523 566	848 770	831 TRAVEL GOODS, HANDBAGS	25 488	39 224	21 863
584 CELLULOSE DERIVATIVES ETC	41 759	27 919	15 552	842 MENS OUTERWEAR NOT KNIT	12 730	63 028	35 015
585 PLASTIC MATERIALS NES	470 934	67 042	37 363	843 WOMENS OUTERWEAR NONKNIT	30 133	228 744	127 069
591 PESTICIDES, DISINFECTANTS	86 777	56 699	31 493	844 UNDERWEAR NOT KNIT	3 080	15 653	8 763
592 STARCH, INULIN, GLUTEN, ETC	884 164	129 851	72 343	845 OUTERWEAR KNIT NONELASTC	25 435	130 470	72 676
598 MISC CHEMICAL PRODS NES	7 844 944	526 298	293 048	846 UNDERWEAR KNITTED	13 273	45 954	25 629
611 LEATHER	16 674	37 349	20 823	847 TXTL CLTHNG ACCESSRYS NES	3 550	13 499	7 587
612 LEATHER ETC MANUFACTURES	6 885	9 473	5 288	848 HEADGEAR, NONTXTL CLOTHNG	12 032	57 769	32 011
613 FUR SKINS TANNED, DRESSED	328	3 534	1 982	851 FOOTWEAR	30 456	107 464	59 709
621 MATERIALS OF RUBBER	97 610	37 975	21 204	871 OPTICAL INSTRUMENTS	827	45 325	25 392
625 RUBBER TYRES, TUBES	351 451	242 928	135 597	872 MEDICAL INSTRUMENTS NES	4 318	54 395	30 313
628 RUBBER ARTICLES NES	36 299	53 820	29 970	873 METERS & COUNTERS NES	791	4 658	2 593
633 CORK MANUFACTURES	1 797	1 083	607	874 MEASURING, CONTROLLING INSTR	22 189	347 258	195 168
634 VENEERS, PLYWOOD, ETC	202 086	28 440	15 926	881 PHOTO APPAR & EQUIPT NES	3 591	46 756	26 101
635 WOOD MANUFACTURES NES	546 935	106 840	59 542	882 PHOTO, CINEMA SUPPLIES	88 134	231 196	128 648
641 PAPER AND PAPERBOARD	4 448 940	641 701	357 509	883 DEVELOPED CINEMA FILM	24	407	224
642 ARTICLES OF PAPER ETC	1 192 941	317 349	176 768	884 OPTICAL GOODS NES	426	8 439	4 721
651 TEXTILE YARN AND THREAD	460 087	380 000	211 566	885 WATCHES AND CLOCKS	2 015	12 247	6 835
652 COTTON FABRICS, WOVEN	53 367	94 119	52 454	892 PRINTED MATTER	179 258	150 480	84 115
653 WOYN MAN-MADE FIB FABRIC	70 525	115 238	64 347	893 ARTICLES OF PLASTIC NES	672 770	460 412	256 490
654 OTH WOVEN TEXTILE FABRIC	37 092	69 274	38 590	894 TOYS, SPORTING GOODS, ETC	76 396	90 580	50 429
655 KNIT ETC FABRICS	28 649	57 061	31 763	895 OFFICE SUPPLIES NES	15 830	22 662	12 653
656 LACE, RIBBONS, TULLE, ETC	9 121	13 451	7 499	896 WORKS OF ART ETC	2 121	22 745	12 673
657 SPECIAL TEXTILE ETC PROD	177 938	200 781	111 795	897 GOLD, SILVER WARE, JEWELRY	990	12 018	6 694
658 TEXTILE ARTICLES NES	31 133	45 614	25 405	898 MUSICAL INSTRUMENTS, PTS	79 015	216 220	121 332
659 FLOOR COVERINGS ETC	507 256	262 960	146 326	899 OTHER MANUFACTURED GOODS	104 400	124 431	69 370
661 CEMENT ETC BUILDING PROD	2 214 975	58 307	32 530	941 ZOO ANIMALS, PETS	1 719	2 808	1 562
662 CLAY, REFRACTORY BLDG PRD	4 872 627	173 435	96 607	951 WAR FIREARMS, AMMUNITION	23	174	101
663 OTH NONMETAL MINERAL MFS	2 766 771	159 871	89 298	961 COIN NONGOLD, NONCURRENT	17	1 398	784
664 GLASS	1 230 758	119 142	66 415	971 GOLD, NON MONETARY NES	98	47 249	26 320
665 GLASSWARE	726 019	66 781	37 243	972 GOLD COIN		183	105
666 POTTERY	74 638	37 660	21 070				
667 PEARL, PREC., SEMI-P STONE	*	*	*	EXPORTS	474 379 833	46 087 514	25 707 828
671 PIG IRON ETC	242 548	7 427	4 191	001 LIVE ANIMALS	466 290	161 485	89 942
672 IRON, STL PRIMARY FORMS	2 817 114	203 013	112 854	011 MEAT FRESH, CHILLED, FROZEN	180 821	61 183	34 247
673 IRON AND STEEL SHAPES	2 362 734	167 722	93 144	012 MEAT DRIED, SALTED, SMOKED	6 871	5 475	3 061
674 IRN, STL UNIV PLATE, SHEET	2 315 064	225 782	125 865	014 MEAT PREPD, PRSVD, NES ETC	78 716	59 148	33 135
675 IRON, STEEL HOOP, STRIP	320 500	25 540	14 247	022 MILK AND CREAM	7 706 778	1 032 037	579 157
676 RAILWAY RAILS ETC IRN, STL	22 984	1 135	631	023 BUTTER	168 647	18 428	10 200
677 IRN, STL WIRE EXCL W ROD	160 489	23 622	13 166	024 CHEESE AND CURD	122 481	56 060	31 209
678 IRON, STL TUBES, PIPES, ETC	1 054 293	156 829	87 313	025 EGGS, BIRDS, FRESH, PRSRVD	24 414	7 187	4 019
679 IRN, STL CASTINGS UNWORME	81 985	28 635	15 928	034 FISH FRESH, CHILLED, FROZN	91 747	28 088	15 639
681 SILVER, PLATINUM, ETC	457	78 333	43 630	035 FISH SALTED, DRIED, SMOKED	809	626	351
682 COPPER EXC CEMENT COPPER	143 658	53 844	29 943	036 SHELL FISH FRESH, FROZEN	121 586	17 059	9 497
683 NICKEL	2 839	3 429	1 897	037 FISH ETC PREPD PRSVD NES	78 323	57 327	32 077
684 ALUMINIUM	1 109 286	480 477	267 877	041 WHEAT ETC UNMILLED	1 736 471	80 044	45 120
685 LEAD	146 615	17 080	9 504	042 RICE	47 662	6 514	3 611
686 ZINC	455 599	71 022	39 485	043 BARLEY UNMILLED	96 380	4 263	2 397
687 TIN	18 128	25 712	14 222	044 MAIZE UNMILLED	652 280	31 518	17 579
688 NON-FER BASE METALS NES	12 234	6 190	3 426	045 CEREALS NES UNMILLED	232 408	9 664	5 434
691 STRUCTURES AND PARTS NES	981 472	276 425	154 891	046 WHEAT ETC MEAL OR FLOUR	672 194	44 708	24 973
692 METAL TANKS, BOXES, ETC	92 581	42 741	23 841	047 OTHER CEREAL MEALS, FLOUR	154 698	9 707	5 374
693 WIRE PRODUCTS NON ELECTR	495 469	41 799	23 374	048 CEREAL ETC PREPARATIONS	506 995	139 008	77 476
694 STL, COPPR NAILS, NUTS, ETC	135 736	46 426	25 832	054 VEG ETC FRSH, SMPLY PRSVD	6 850 183	119 152	67 436
695 TOOLS	94 082	138 975	77 368	056 FRGTBLES ETC PRSVD, PREPD	251 819	58 845	32 826
696 CUTLERY	3 368	17 527	9 752	057 FRUIT, NUTS, FRESH, DRIED	349 132	56 315	31 249
697 BASE MTL HOUSEHOLD EQUIP	61 513	52 393	29 332	058 FRUIT PRESERVED, PREPARED	1 392 188	152 544	85 046
699 OTHER METAL MANUFACTURES	300 321	239 201	133 268	061 SUGAR AND HONEY	697 012	93 502	52 942
711 STEAM BOILERS & AUX PLNT	4 250	6 534	3 632	062 SUGAR PREPS NON-COCOA	129 535	50 254	27 979
712 STEAM ENGINES, TURBINES	9 097	40 850	24 387	071 COFFEE AND SUBSTITUTES	145 084	122 946	68 512
713 INTRNL COMBUS PISTN ENGN	54 066	78 039	43 419	072 COCOA	75 182	46 679	25 905
714 ENGINES & MOTORS NES	4 289	79 942	44 628	073 CHOCOLATE AND PRODUCTS	177 836	91 734	51 275
716 ROTATING ELECTRIC PLANT	17 588	37 449	20 874	074 TEA AND MATE	4 254	3 192	1 790
718 OTH POWER GENERATG MACHY	5 924	8 092	4 506	075 SPICES	7 648	7 656	4 252
721 AGRIC MACHY, EXC TRACTORS	113 921	111 400	61 833	081 FEEDING STUFF FOR ANIMLS	20 575 879	432 254	242 510
722 TRACTORS NON-ROAD	13 348	7 876	4 377	081 MARGARINE AND SHORTENING	361 978	27 265	15 184
723 CIVIL ENGINEER EQUIP ETC	97 669	47 156	26 339	098 EDIBLE PRODCTS, PREPS NES	526 791	117 789	65 593
724 TEXTILE, LEATHER MACHNRY	51 557	88 123	49 118	111 NON-ALCOHL BEVERAGES NES	67 849 064	30 408	16 945
725 PAPER ETC MILL MACHINERY	35 531	42 348	23 565	112 ALCOHOLIC BEVERAGES	401 120	94 871	53 010
726 PRINTG, BKBINDG MACHY, PTS	26 614	63 756	33 739	121 TOBACCO UNMNFCTRD, REFUSE	18 035	10 077	5 680
727 FOOD MACHRY NON-DOMESTIC	18 678	54 490	30 505	212 HIDES, SKINS, UNDRESSED	35 156	56 185	31 189
728 OTH MACHY FOR SPCL INDUS	137 662	333 513	185 772	222 SEEDS FOR SOFT/FIXED OIL	282 188	87 674	48 893
736 MACHINE TOOLS FOR METAL	65 372	113 688	63 301	223 SEEDS FOR OTH FIXED OILS	180	4 363	2 553
737 METALWORKING MACHNRY NES	29 645	34 389	19 330	232 NATURAL RUBBER, GUMS	1 427 737	135 158	76 259
741 HEATING, COOLING EQUIPMNT	64 692	142 355	79 489	233 RUBBER, SYNTHETIC, RECLAIMD	22 461	2 870	1 596
742 PUMPS FOR LIQUIDS ETC	34 993	62 847	35 000	245 FUEL WOOD NES, CHARCOAL	2 234	427	239
743 PUMPS NES, CENTRIFUGES ETC	52 381	120 666	67 419	246 PULPMOOD, CHIPS, WOODWASTE	395 617	57 348	31 996
744 MECHANICAL HANDLING EQU	147 213	142 152	79 436	247 OTH WOOD ROUGH, SQUARED	18 000	1 793	990
745 NONELEC MACHY, TOOLS NES	49 103	125 870	70 137	248 WOOD SHAPED	1 433 226	15 949	8 905
749 NONELEC MACH PTS, ACC NES	157 822	245 891	137 113	267 OTHER MAN-MADE FIBRES	859 401	16 546	9 163
751 OFFICE MACHINES	22 265	117 677	65 567	268 WOOL(EXC TOPS), ANML HAIR	1 727 576	93 062	51 887
752 AUTOMATIC DATA PROC EQUIP	25 275	353 453	197 567	269 WASTE OF TEXTILE FABRICS	3 063 857	67 102	37 521
759 OFFICE & ADP MCH PTS, ACC	23 708	385 799	215 099	271 FERTILIZERS, CRUDE	77 616	12 432	6 917
761 TELEVISION RECEIVERS	7 650	22 613	12 824	273 STONE, SAND AND GRAVEL	1 055 139	4 271	2 382
762 RADIO BROADCAST RECEIVRS	6 292	21 605	12 059	274 SULPHUR ETC	147 910 097	178 500	99 601
763 SOUND RECORDRS, PHONOGRPH	5 547	36 201	20 331	277 NATURAL ABRASIVES NES	2 290 992	49 667	27 651
764 TELECOM EQPT, PTS, ACC NES	22 630	198 471	110 796	278 OTHER CRUDE MINERALS	2 754 760	5 580	3 080
771 ELECTRIC POWER MACHY NES	16 451	48 406	26 995	281 IRON ORE, CONCENTRATES	41 991 097	103 295	57 688
772 SWITCHGEAR ETC & PTS NES	37 264	231 439	128 763	282 IRON AND STEEL SCRAP	13 983	402	222
773 ELECTR DISTRIBUTING MACH	50 117	53 173	29 579	287 BASE METAL ORES, CONC NES	9 302 710	171 920	97 446
774 ELECTRO-MEDCL, XRAY EQUIP	18 413	217 006	121 673	288 NONFERR METAL SCRAP NES	342 246	20 760	11 531
775 HOUSEHOLD TYPE EQUIP NES	41 474	100 085	55 967		844 201	114 012	63 817
776 TRANSISTORS, VALVES, ETC	46 567	256 176	143 699				
778 ELECTRICAL MACHINERY NES	896 505	424 112	236 424				
781 PASS MOTOR VEH EXC BUSES	102 155	138 514	78 362				
782 LORRIES, SPCL MTR VEH NES	209 171	231 097	129 561				
783 ROAD MOTOR VEHICLES NES	13 170	19 051	10 703				
784 MOTOR VEHCL PTS, ACC NES	436 307	302 424	168 505				

7 IMPORTS AND EXPORTS (SPECIAL TRADE) BY COUNTRIES OF PRODUCTION AND CONSUMPTION AND BY GROUPS OF THE SITC-REV. II 1987

GROUP DESCRIPTION	DT = 100 KG	1 000 DM	1 000 \$	GROUP DESCRIPTION	DT = 100 KG	1 000 DM	1 000 \$
289 PREC METAL ORE, WASTE NES	410	1 465	817	728 OTH MACHY FOR SPCL INDUS	245 554	627 558	350 276
291 CRUDE ANIMAL MTRIALS NES	161 808	22 377	12 469	736 MACHINE TOOLS FOR METAL	114 529	294 075	164 680
292 CRUDE VEG MATERIALS NES	162 906	92 703	51 985	737 METALWORKING MACHNRY NES	65 369	113 527	63 118
322 COAL, LIGHT, PEAT	14 255 973	146 289	81 695	741 HEATING, COOLING EQUIPMNT	181 026	334 208	186 340
323 BRIQUETS, COKE, SEMI-COKE	1 017 474	22 870	12 743	742 PUMPS FOR LIQUIDS ETC	62 953	223 355	124 620
334 PETROLEUM PRODUCTS, REFIN	3 477 606	141 775	78 886	743 PUMPS NES, CENTRIFUGES ETC	149 862	359 479	200 516
335 RESIDUAL PETRLM PROD NES	2 622 240	87 138	48 407	744 MECHANICAL HANDLING EQU	342 387	424 818	236 673
351 ELECTRIC ENERGY, MWH	271 963	12 309	7 401	745 NONELEC MACHY, TOOLS NES	117 334	410 209	228 866
411 ANIMAL OILS AND FATS	1 271 406	64 211	35 708	749 NONELEC MACH PTS, ACC NES	325 677	765 496	426 552
423 FIXED VEG OILS, SOFT	3 158 576	186 610	104 065	751 OFFICE MACHINES	32 981	186 173	103 827
424 FIXED VEG OIL NONSOFT	638 409	38 396	21 211	752 AUTOMATIC DATA PROC EQUIP	33 339	524 882	294 840
431 PROCESD ANML VEG OIL, ETC	1 247 313	97 964	54 492	759 OFFICE & ADP MCH PTS, ACC	54 276	495 094	277 513
511 HYDROCARBONS NES, DERIVS	4 970 762	371 697	206 421	761 TELEVISION RECEIVERS	71 067	202 514	113 121
512 ALCOHOLS, PHENOLS, ETC	2 993 988	438 908	244 607	762 RADIO BROADCAST RECEIVRS	17 527	67 692	37 730
513 ORGANIC ACIDS, ETC	2 401 997	343 945	191 110	763 SOUND RECORDRS, PHONOGRPH	21 753	188 553	105 394
514 NITROGEN-FUNCTN COMPOUNDS	833 936	1 037 623	575 323	764 TELECOM EQPT, PTS, ACC NES	35 757	418 720	233 738
515 ORG-INORG COMPOUNDS ETC	282 552	162 565	90 394	771 ELECTRIC POWER MACHY NES	79 384	135 120	78 357
516 OTHER ORGANIC CHEMICALS	2 503 971	308 228	172 064	772 SWITCHGEAR ETC & PTS NES	145 024	638 696	355 778
522 INORG ELEMNTS, OXIDES, ETC	9 240 993	267 836	149 608	773 ELECTR DISTRIBUTING MACH	254 719	225 079	125 438
523 OTHR INORGANIC CHEMICALS	2 194 653	219 285	122 184	774 ELECTRO-MECL, XRAY EQUIP	9 438	151 382	84 760
524 RADIOACTIVE ETC MATERIAL	78	6 895	3 831	775 HOUSEHOLD TYPE EQUIP NES	454 165	558 664	311 834
531 SYNT DYE, NAT INDOGO, LAKES	65 690	91 103	50 838	776 TRANSISTORS, VALVES, ETC	36 093	179 421	100 019
532 DYES NES, TANNING PRODS	35 364	8 519	4 747	778 ELECTRICAL MACHINERY NES	211 255	564 089	315 308
533 PIGMENTS, PAINTS, ETC	1 151 435	362 466	201 810	781 PASS MOTOR VEH EXC BUSES	1 531 066	2 380 942	1 333 174
541 MEDICINAL ETC PRODUCTS	66 261	338 144	188 402	782 LORRIES, SPCL MTR VEH NES	551 442	656 755	365 138
551 ESSENTL OIL, PERFUME, ETC	9 298	21 798	12 126	783 ROAD MOTOR VEHICLES NES	63 508	92 721	51 311
553 PERFUMERY, COSMETICS, ETC	127 728	124 889	69 416	784 MOTOR VEHCL PTS, ACC NES	912 301	1 010 482	563 262
554 SOAPS, CLEANING ETC PREPS	728 928	149 933	83 511	785 MOTOR & OTHER CYCLES ETC	64 679	100 500	55 963
562 FERTILIZERS MANUFACTURED	4 078 535	95 323	52 747	786 VEH NES NONMOTR, TRAILERS	383 049	298 349	166 166
572 EXPLOSIVES, PYROTECH PROD	5 161	11 730	6 538	791 RAILWAY VEHICLES	63 745	135 517	75 573
582 PROD OF CONDENSATION ETC	1 130 463	466 617	259 798	792 AIRCRAFT	2 595	120 030	66 992
583 PROD OF POLYMERIZING ETC	4 013 941	1 088 771	607 204	793 SHIPS AND BOATS	519 828	61 017	34 040
584 CELLULOSE DERIVATIVES ETC	41 524	26 866	14 988	801 INDUSTRIAL PLANT, CHAP 90	10	306	166
585 PLASTIC MATERIALS NES	162 124	21 852	12 409	812 PLUMB, HEATING, LGHTNG EQU	192 249	272 295	152 573
591 PESTICIDES, DISINFECTANTS	134 471	99 816	55 195	821 FURNITURE	1 485 092	1 108 798	618 621
592 STARCH, INULIN, GLUTEN, ETC	387 677	71 558	40 107	831 TRAVEL GOODS, HANDBAGS	44 343	46 487	25 888
598 MISC CHEMICAL PRODS NES	3 890 657	462 930	258 303	842 MENS OUTERWEAR NOT KNIT	71 846	470 056	259 936
605 INDUSTRIAL PLANT, CHAP 73	596	1 122	615	843 WOMENS OUTERWEAR NONKNIT	76 448	794 820	438 263
611 LEATHER	34 595	50 669	28 296	844 UNDERWEAR NOT KNIT	21 440	93 394	51 701
612 LEATHER ETC MANUFACTURES	8 789	18 224	10 151	845 OUTERWEAR KNIT NONELASTC	58 993	450 939	249 178
613 FUR SKINS TANNED, QRESSED	196	9 286	5 201	846 UNDERWEAR KNITTED	31 207	154 518	85 754
621 MATERIALS OF RUBBER	262 911	130 456	72 661	847 TXLT CLTHNG ACCESRYS NES	9 234	59 903	33 258
625 RUBBER TYRES, TUBES	344 028	215 871	120 325	848 HEADGEAR, NONTXLT CLOTHNG	11 590	70 229	39 168
628 RUBBER ARTICLES NES	43 709	86 942	48 474	851 FOOTWEAR	42 234	201 992	111 658
633 CORK MANUFACTURES	1 329	1 572	875	871 OPTICAL INSTRUMENTS	1 660	68 582	38 696
634 VENEERS, PLYWOOD, ETC	1 727 736	174 813	97 396	872 MEDICAL INSTRUMENTS NES	12 615	115 262	64 415
635 WOOD MANUFACTURES NES	454 851	91 535	51 024	873 METERS & COUNTERS NES	10 058	37 487	20 881
641 PAPER AND PAPERBOARD	5 085 264	871 453	485 121	874 MEASURING, CONTROLLNG INSTR	40 630	637 663	356 222
642 ARTICLES OF PAPER ETC	2 407 803	739 288	411 952	881 PHOTO APPAR & EQUIPT NES	10 023	88 095	49 111
651 TEXTILE YARN AND THREAD	572 444	473 237	263 981	882 PHOTO, CINEMA SUPPLIES	61 815	132 936	74 058
652 COTTON FABRICS, WOVEN	182 457	265 387	147 932	883 DEVELOPED CINEMA FILM	30	484	270
653 WOVN MAN-MADE FIB FABRIC	204 883	380 174	212 225	884 OPTICAL GOODS NES	1 852	101 755	56 744
654 OTH WOVEN TEXTILE FABRIC	53 890	97 281	54 246	885 WATCHES AND CLOCKS	7 188	65 560	36 618
655 KNIT ETC FABRICS	60 555	128 397	71 805	892 PRINTED MATTER	540 911	400 070	222 787
656 LACE, RIBBONS, TULLE, ETC	8 517	29 527	16 460	893 ARTICLES OF PLASTIC NES	1 333 809	997 213	555 691
657 SPECIAL TEXTILE ETC PROD	211 662	218 986	122 042	894 TOYS, SPORTING GOODS, ETC	106 564	163 966	91 360
658 TEXTILE ARTICLES NES	113 127	157 996	88 123	895 OFFICE SUPPLIES NES	25 948	69 654	38 901
659 FLOOR COVERINGS ETC	195 888	177 324	98 989	896 WORKS OF ART ETC	852	44 790	24 732
661 CEMENT ETC BUILDING PROD	17 063 178	233 281	130 035	897 GOLD, SILVER WARE, JEWELRY	1 436	119 295	66 443
662 CLAY, REFRACTORY BLDG PRD	1 053 670	97 001	54 036	898 MUSICAL INSTRUMENTS, PTS	102 540	316 639	176 675
663 OTH NONMETAL MINERAL MFS	4 163 077	233 668	130 311	899 OTHER MANUFACTURED GOODS	81 042	140 108	75 212
664 GLASS	967 970	177 716	99 049	941 ZOO ANIMALS, PETS	370	1 560	866
665 GLASSWARE	2 101 207	205 728	114 384	951 WAR FIREARMS, AMMUNITION	3 072	11 721	6 489
666 POTTERY	99 059	73 109	40 822	961 COIN NONGOLD, NONCURRENT	10	334	184
667 PEARL, PREC-, SEMI-P STONE	550 199	26 734	14 938	971 GOLD, NON MONETARY NES	45	27 434	15 446
671 PIG IRON ETC	1 714 705	117 876	65 833	972 GOLD COIN	230	128	
672 IRON, STL PRIMARY FORMS	5 142 514	420 827	235 030				
673 IRON AND STEEL SHAPES	4 053 185	523 344	291 896	ITALY			
674 IRN, STL UNIV, PLATE, SHEET	1 734 127	241 199	134 433	IMPORTS	100 609 854	39 206 410	21 857 219
675 IRON, STEEL HOOP, STRIP	223 999	28 185	15 643				
676 RAILWAY RAILS ETC IRN, STL	496 160	82 343	45 971	001 LIVE ANIMALS	582	908	503
677 IRN, STL WIRE EXCL W ROD	2 768 904	493 604	275 922	011 MEAT FRESH, CHILLD, FROZEN	148 948	61 504	34 509
678 IRON, STL TUBES, PIPES, ETC	132 039	50 050	27 939	012 MEAT DRIED, SALTED, SMOKED	21 263	47 436	26 516
679 IRN, STL CASTINGS UNWORKE	431	40 978	22 811	014 MEAT PREPD, PRSVD, NES ETC	62 618	71 713	40 046
681 SILVER, PLATINUM, ETC	569 039	278 992	155 794	022 MILK AND CREAM	56 968	923	539
682 COPPER EXC CEMENT COPPER	32 014	36 014	20 249	023 BUTTER	1 441	900	495
683 NICKEL	950 945	453 620	253 045	024 CHEESE AND CURD	106 332	105 378	58 739
684 ALUMINIUM	83 936	18 389	10 250	025 EGGS, BIRDS, FRESH, PRSRVD	1 870	1 175	670
685 LEAD	108 903	22 181	12 392	034 FISH FRESH, CHILLED, FROZN	24 718	17 663	10 069
686 ZINC	3 135	3 115	1 726	035 FISH SALTED, DRIED, SMOKED	311	260	152
687 TIN	10 088	15 601	8 824	036 SHELL FISH FRESH, FROZEN	7 595	5 670	3 174
689 NON-FER BASE METALS NES	811 617	333 831	185 992	037 FISH ETC PREPD PRSVD NES	14 485	12 166	6 799
691 STRUCTURES AND PARTS NES	584 810	235 881	131 380	041 WHEAT ETC UNMILLED	8 857	852	466
692 METAL TANKS, BOXES, ETC	421 724	89 900	50 118	042 RICE	537 040	65 345	36 437
693 WIRE PRODUCTS NON ELECTR	269 857	188 043	104 735	044 MAIZE UNMILLED	158 359	8 471	4 559
694 STL, COPPR NAILS, NUTS, ETC	142 599	366 314	204 501	045 CEREALS NES UNMILLED	8 296	962	534
695 TOOLS	13 609	61 864	34 436	046 WHEAT ETC MEAL OR FLOUR	53 497	4 787	2 688
696 CUTLERY	146 529	142 156	79 029	047 OTHER CEREAL MEALS, FLOUR	10 129	751	423
699 OTHER METAL MANUFACTURES	785 954	688 954	384 039	048 CEREAL ETC PREPARATIONS	691 094	157 662	88 157
700 INDUSTRIAL PLANT, CHAP 84	25 957	26 213	14 677	054 VEG ETC FRSH, SMPLY PRSVD	5 615 410	550 337	305 182
703 INDUSTRIAL PLANT, CHAP 85	867	2 197	1 211	056 VEGTBLES ETC PRSVD, PREPD	1 655 629	209 637	116 908
711 STEAM BOILERS & AUX PLNT	15 560	15 134	8 390	057 FRUIT, NUTS, FRESH, DRIED	9 308 220	1 301 039	721 158
712 STEAM ENGINES, TURBINES	7 057	73 911	41 597	058 FRUIT PRESERVED, PREPARED	2 484 493	407 497	227 306
713 INTRNL COMBUS PISTN ENGN	176 588	250 714	140 283	061 SUGAR AND HONEY	97 686	14 167	7 857
714 ENGINES & MOTORS NES	4 771	118 778	65 368	062 SUGAR PREPS NON-COCOA	9 727	9 793	5 448
716 ROTATING ELECTRIC PLANT	108 159	236 614	132 277	071 COFFEE AND SUBSTITUTES	18 752	24 793	13 768
718 OTH POWER GENERATG MACHY	21 796	111 884	64 570	072 COCOA	24 475	14 330	7 999
721 AGRIC MACHY, EXC TRACTORS	167 280	164 089	91 288	073 CHOCOLATE AND PRODUCTS	131 361	80 013	44 837
722 TRACTORS NON-ROAD	119 555	138 080	76 976	075 SPICES	10 855	3 391	1 893
723 CIVIL ENGINEERG EQUIP ETC	323 755	213 484	118 936	081 FEEDING STUFF FOR ANIMLS	224 807	3 972	2 249
724 TEXTILE, LEATHER MACHNRY	84 521	167 309	93 597	098 EDIBLE PRODUCTS, PREPS NES	285 844	108 005	60 284
725 PAPER ETC MILL MACHINERY	62 795	167 540	94 037	111 NON-ALCOHOL BEVERAGES NES	75 228	9 191	5 106
726 PRINTG, BKBNIDNG MACHY, PTS	92 304	355 488	199 686	112 ALCOHOLIC BEVERAGES	3 694 480	560 392	313 734
727 FOOD MACHRY NON-DOMESTIC	34 032	90 111	50 333	121 TOBACCO UNMNFCTRD, REFUSE	121 216	64 853	36 207

7 IMPORTS AND EXPORTS (SPECIAL TRADE) BY COUNTRIES OF PRODUCTION AND CONSUMPTION AND BY GROUPS OF THE SITC-REV. II 1987

GROUP DESCRIPTION	DT * 100 KG	1 000 DM	1 000 \$	GROUP DESCRIPTION	DT * 100 KG	1 000 DM	1 000 \$
122 TOBACCO MFERS	210	193	105	686 ZINC	44 822	9 441	5 239
211 HIDES,SKINS,UNDRESSED	67 636	11 035	6 257	689 NON-FER BASE METALS NES	30 870	18 510	10 252
212 FUR SKINS UNDRESSED	53	257	140	691 STRUCTURES AND PARTS NES	147 272	68 063	38 079
222 SEEDS FOR SOFT/FIXED OIL	35 098	1 477	888	692 METAL TANKS,BOXES,ETC	39 776	29 909	16 640
223 SEEDS FOR OTH FIXED OILS	633	113	68	693 WIRE PRODUCTS NON ELECTR	362 403	40 377	22 421
232 NATURAL RUBBER,GUMS	3 191	1 469	814	694 STL,COPPR NAILS,NUTS,ETC	565 796	227 320	126 589
233 RUBBER,SYNTHETIC,RECLAIMD	259 294	66 214	36 777	695 TOOLS	64 535	209 399	117 280
245 FUEL WOOD NES,CHARCOAL	6 258	142	80	696 CUTLERY	13 787	42 885	23 930
246 PULPMOOD,CHIPS,WOODWASTE	131 391	2 289	1 279	697 BASE MTL HOUSEHOLD EQUIP	277 296	252 341	141 370
247 OTH WOOD ROUGH,SQUARED	13 167	3 748	195	699 OTHER METAL MANUFACTURES	556 615	401 518	223 910
248 WOOD SHAPED	30 481	3 774	2 092	711 STEAM BOILERS & AUX PLNT	2 126	2 693	1 500
251 PULP AND WASTE PAPER	207 466	20 094	11 234	712 STEAM ENGINES,TURBINES	2 515	3 946	2 208
261 SILK	183	201	114	713 INTRNL COMBUS PISTN ENGN	92 816	192 215	107 012
263 COTTON	22 106	1 946	1 090	714 ENGINES & MOTORS NES	2 379	30 622	17 441
265 VEG FIBRE,EXCL COTN JUTE	1 391	975	544	716 ROTATING ELECTRIC PLANT	122 516	150 895	84 229
266 SYNTHETIC FIBRE TO SPIN	306 859	109 262	60 667	718 OTH POWER GENERATG MACHY	5 744	14 385	7 935
267 OTHER MAN-MADE FIBRES	11 553	1 304	726	721 AGRIC MACHY,EXC TRACTORS	95 692	77 854	43 226
268 WOOL(EXC TOPS),ANML HAIR	8 267	7 311	4 104	722 TRACTORS NON-ROAD	124 968	120 266	67 306
269 WASTE OF TEXTILE FABRICS	26 504	3 692	2 045	723 CIVIL ENGINEER EQUIP ETC	164 029	93 926	52 317
271 FERTILIZERS,CRUDE	14 613	537	298	724 TEXTILE,LEATHER MACHNRY	84 253	171 558	96 018
273 STONE,SAND AND GRAVEL	1 222 699	41 702	23 239	725 PAPER ETC MILL MACHINERY	40 783	91 767	51 352
274 SULPHUR ETC	-	-	-	726 PRINTG,BKBDNG MACHY,PTS	23 607	66 384	36 901
277 NATURAL ABRASIVES NES	107 887	7 332	4 096	727 FOOD MACHRY NON-DOMESTIC	15 443	40 018	22 252
278 OTHER CRUDE MINERALS	1 758 006	46 334	25 784	728 OTH MACHY FOR SPCL INDUS	185 692	359 824	196 817
282 IRON AND STEEL SCRAP	56 667	6 308	3 541	736 MACHINE TOOLS FOR METAL	131 309	338 991	189 743
287 BASE METAL ORES,CONC NES	1 610 454	46 429	25 888	737 METALWORKING MACHNRY NES	99 356	89 032	49 771
288 NONFER METAL SCRAP NES	277 007	44 971	25 067	741 HEATING,COOLING EQUIPMNT	158 062	266 462	148 455
289 PREC METAL ORE,WASTE NES	77	1 214	680	742 PUMPS FOR LIQUIDS ETC	64 816	115 434	64 227
291 CRUDE ANIMAL MTRIALS NES	129 690	7 570	4 200	743 PUMPS NES,CENTRIFUGES ETC	212 407	228 114	127 427
292 CRUDE VEG MATERIALS NES	290 544	187 904	105 539	744 MECHANICAL HANDLING EQU	157 718	138 740	77 426
322 COAL,LIGNITE,PEAT	3 200	209	115	745 NONELEC MACHY,TOOLS NES	78 201	246 048	138 204
333 CRUDE PETROLEUM	3 313 375	83 881	46 981	749 NONELEC MACH PTS,ACC NES	428 284	744 820	415 507
334 PETROLEUM PRODUCTS,REFIN	5 355 904	197 014	108 654	751 OFFICE MACHINES	8 494	52 965	29 430
335 RESIDUAL PETRLM PROD NES	102 701	3 775	2 155	752 AUTOMATIC DATA PROC EQUIP	21 919	372 210	210 415
351 ELECTRIC ENERGY, MWH	2	49 761	27 843	759 OFFICE & ADP MCH PTS,ACC	24 519	626 911	350 377
411 ANIMAL OILS AND FATS	158 344	21 135	11 777	761 TELEVISION RECEIVERS	60 296	169 877	95 255
423 FIXED VEG OILS,SOFT	45 027	29 524	16 412	762 RADIO BROADCAST RECEIVRS	1 576	4 841	2 702
424 FIXED VEG OIL NONSOFT	11 648	2 409	1 338	763 SOUND RECORDRS,PHONOGRAPH	590	4 702	2 696
431 PROCESD ANML VEG OIL,ETC	415 616	45 119	25 159	764 TELECOM EQPT,PTS,ACC NES	42 047	189 249	105 546
511 HYDROCARBONS NES,DERIVS	819 645	74 987	41 751	771 ELECTRIC POWER MACHY NES	21 244	42 338	23 632
512 ALCOHOLS,PHENOLS,ETC	328 690	59 380	32 943	772 SWITCHGEAR ETC & PTS NES	40 836	211 426	118 368
513 ORGANIC ACIDS,ETC	526 228	113 592	63 143	773 ELECTRIC DISTRIBUTING MACH	148 822	103 187	87 623
514 NITROGEN-FUNCTN COMPOUNDS	153 813	293 783	164 596	774 ELECTRO-MEDCL,XRAY EQUIP	6 459	47 536	26 639
515 ORG-INORG COMPOUNDS ETC	40 431	51 928	28 822	775 HOUSEHOLD TYPE EQUIP NES	962 925	748 476	417 336
516 OTHER ORGANIC CHEMICALS	272 650	49 009	27 245	776 TRANSISTORS,VALVES,ETC	169 023	456 921	255 891
522 INORG ELEMNTS,OXIDES,ETC	500 818	49 099	27 344	778 ELECTRICAL MACHINERY NES	212 929	347 538	193 878
523 OTHR INORGANIC CHEMICALS	259 938	34 691	19 485	781 PASS MOTOR VEH EXC BUSES	1 068 715	1 258 422	702 954
524 RADIOACTIVE ETC MATERIAL	-	5 494	3 062	782 LORRIES,SPCL MTR VEH NES	326 830	293 305	163 529
531 SYNT DYE,NAT INDGO,LAKES	34 671	27 373	15 339	783 ROAD MOTOR VEHICLES NES	31 615	26 031	15 569
532 DYES NES,TANNING PRODS	19 626	5 859	3 259	784 MOTOR VEHCL PTS,ACC NES	1 452 680	1 188 055	662 217
533 PIGMENTS,PAINTS,ETC	99 275	45 606	25 394	785 MOTOR & OTHER CYCLES ETC	145 567	182 760	101 422
541 MEDICINAL ETC PRODUCTS	106 471	254 786	141 733	786 VEH NES NONMOTR,TRAILERS	98 943	42 844	23 844
551 ESSENTIAL OIL,PERFUME,ETC	23 505	16 649	9 259	791 RAILWAY VEHICLES	7 812	11 562	6 408
553 PERFUMERY,COSMETICS,ETC	87 781	62 225	34 687	792 AIRCRAFT	1 617	174 960	97 365
554 SOAPS,CLEANING ETC PREPS	144 579	29 736	16 632	793 SHIPS AND BOATS	6 168	17 764	9 723
562 FERTILIZERS MANUFACTURED	3 173 113	75 131	42 173	812 PLUMBG,HEATING,LGHTNG EQU	520 122	354 365	196 031
572 EXPLOSIVES,PYROTECH PROD	17 417	39 189	21 759	821 FURNITURE	1 262 592	1 119 842	625 810
582 PROD OF CONDENSATION ETC	1 045 061	322 279	179 360	831 TRAVEL GOODS,HANDBAGS	44 083	227 432	126 391
583 PROD OF POLYMERIZING ETC	2 487 711	722 229	402 870	842 MENS OUTERWEAR NOT KNIT	115 775	703 720	390 786
584 CELLULOSE DERIVATIVES ETC	22 211	18 489	10 306	843 WOMENS OUTERWEAR NONKNIT	100 783	830 995	461 065
585 PLASTIC MATERIALS NES	32 782	8 287	4 602	844 UNDERWEAR NOT KNIT	6 997	72 601	40 219
591 PESTICIDES,DISINFECTANTS	12 563	19 872	10 943	845 OUTERWEAR KNIT NONELASTC	366 906	2 500 474	1 390 562
592 STARCH,INULIN,GLUTEN,ETC	64 633	14 339	7 981	846 UNDERWEAR KNITTED	89 896	386 087	214 905
598 MISC CHEMICAL PRODS NES	420 899	127 688	71 135	847 TXTL CLTHNG ACCSRYRS NES	69 078	274 542	152 832
611 LEATHER	124 925	738 222	411 792	848 HEADGEAR,NONTXTL CLOTHNG	30 433	321 518	178 442
612 LEATHER ETC MANUFACTURES	57 057	109 051	60 907	851 FOOTWEAR	636 783	2 398 886	1 325 530
613 FUR SKINS TANNED,DRESSED	3 509	16 223	8 969	871 OPTICAL INSTRUMENTS	319	3 914	2 162
621 MATERIALS OF RUBBER	129 791	98 665	55 088	872 MEDICAL INSTRUMENTS NES	16 679	65 911	36 810
625 RUBBER TYRES,TUBES	357 271	279 557	155 916	873 METERS & COUNTERS NES	949	2 361	1 329
628 RUBBER ARTICLES NES	83 371	146 215	81 576	874 MEASURNG,CONTROLNG INSTR	45 238	240 687	134 577
633 CORK MANUFACTURES	1 791	3 071	1 708	881 PHOTO APPAR & EQUIPT NES	7 692	45 224	25 281
634 VENEERS,PLYWOOD,ETC	642 313	150 966	84 230	882 PHOTO,CINEMA SUPPLIES	25 577	81 566	45 531
635 WOOD MANUFACTURES NES	144 595	122 264	68 326	883 DEVELOPED CINEMA FILM	497	5 877	3 291
641 PAPER AND PAPERBOARD	3 130 884	876 914	321 613	884 OPTICAL GOODS NES	3 953	98 835	55 081
642 ARTICLES OF PAPER ETC	599 365	180 099	100 360	885 WATCHES AND CLOCKS	5 229	34 480	19 198
651 TEXTILE YARN AND THREAD	597 801	717 363	399 671	892 PRINTED MATTER	197 804	142 546	79 531
652 COTTON FABRICS,WOVEN	80 100	280 206	157 775	893 ARTICLES OF PLASTIC NES	508 630	377 395	210 631
653 WOVN MAN-MADE FIB FABRIC	135 371	437 367	245 146	894 TOYS,SPORTING GOODS,ETC	143 154	203 284	113 343
654 OTH WOVEN TEXTILE FABRIC	163 336	757 840	423 198	895 OFFICE SUPPLIES NES	33 957	57 436	31 984
655 KNIT ETC FABRICS	113 593	282 547	158 389	896 WORKS OF ART ETC	1 534	17 630	9 801
656 LACE,RIBBONS,TULLE,ETC	12 683	24 566	13 701	897 GOLD,SILVER WARE,JEWELRY	2 998	315 701	176 704
657 SPECIAL TEXTILE ETC PROD	140 013	177 140	99 146	898 MUSICAL INSTRUMENTS,PTS	22 421	71 455	40 014
658 TEXTILE ARTICLES NES	26 892	44 676	24 979	899 OTHER MANUFACTURED GOODS	73 317	107 027	59 838
659 FLOOR COVERINGS ETC	27 570	22 736	12 712	941 ZOO ANIMALS,PETS	13	70	40
661 CEMENT ETC BUILDING PROD	4 829 714	416 891	232 911	951 WAR FIREARMS,AMMUNITION	1 781	7 492	4 212
662 CLAY,REFRACTORY BLDG PRO	6 037 412	573 736	319 538	961 COIN NONGOLD,NONCURRENT	124	745	425
663 OTH NONMETAL MINERAL MFS	868 463	121 242	67 494	971 GOLD,NON MONETARY NES	6	852	478
664 GLASS	564 039	208 128	116 292	972 GOLD COIN	-	89	52
665 GLASSWARE	362 182	112 788	62 803				
666 POTTERY	220 126	112 528	62 932	EXPORTS	141 465 323	46 056 316	25 702 490
667 PEARL,PREC-,SEMI-P STONE	-	-	-	001 LIVE ANIMALS	407 840	202 104	112 495
671 PIG IRON ETC	197 498	28 058	15 634	011 MEAT FRESH,CHILLD,FROZEN	1 700 459	1 030 891	571 315
672 IRON,STL PRIMARY FORMS	639 939	49 737	27 557	012 MEAT DRIED,SALTED,SMOKED	1 379	1 854	1 032
673 IRON AND STEEL SHAPES	7 521 086	586 452	324 397	014 MEAT PREPD,PRSRVD,NES ETC	10 252	9 545	5 306
674 IRN,STL UNIV,PLATE,SHEET	2 023 538	246 492	137 492	022 MILK AND CREAM	15 614 597	1 439 599	802 178
675 IRON,STEEL HOOP,STRIP	486 427	50 446	27 992	023 BUTTER	380 457	227 787	130 728
676 RAILWAY RAILS ETC IRN,STL	562	107	58	024 CHEESE AND CURD	1 371 252	880 644	490 106
677 IRN,STL WIRE EXCL W ROD	473 742	72 518	40 433	025 EGGS,BIROS,FRESH,PRSRVD	234 149	49 093	27 377
678 IRON,STL TUBES,PIPES,ETC	2 760 093	361 901	201 636	034 FISH FRESH,CHILLED,FROZN	21 239	20 381	11 365
679 IRN,STL CASTINGS UNWORKE	24 648	8 344	4 684	035 FISH SALTED,DRIED,SMOKED	1 441	1 811	1 011
681 SILVER,PLATINUM,ETC	10	746	415	036 SHELL FISH FRESH,FROZEN	3 220	591	330
682 COPPER EXC CEMENT COPPER	262 530	119 910	66 806	037 FISH ETC PREPD PRSRVD NES	92 892	62 798	34 978
683 NICKEL	879	1 405	782	041 WHEAT ETC UNMILLED	569 387	30 140	16 729
684 ALUMINIUM	537 526	244 925	136 652	042 RICE	2 157	364	202
685 LEAD	2 292	458	259				

7 IMPORTS AND EXPORTS (SPECIAL TRADE) BY COUNTRIES OF PRODUCTION AND CONSUMPTION AND BY GROUPS OF THE SITC-REV. II 1987

GROUP DESCRIPTION	DT * 100 KG	1 000 DM	1 000 \$	GROUP DESCRIPTION	DT * 100 KG	1 000 DM	1 000 \$
043 BARLEY UNMILLED	2 895	321	185	657 SPECIAL TEXTILE TEXTILE ETC PROD	212 949	267 966	149 340
044 MAIZE UNMILLED	708	452	246	658 TEXTILE ARTICLES NES	19 556	44 221	24 731
045 CEREALS NES UNMILLED	36 838	1 737	969	659 FLOOR COVERINGS ETC	44 231	49 056	27 353
046 WHEAT ETC MEAL OR FLOUR	2 206	158	90	661 CEMENT ETC BUILDING PROD	84 421	6 797	3 781
047 OTHER CEREAL MEALS, FLOUR	963	122	65	662 CLAY, REFRACTORY BLDG PRD	972 619	112 193	62 499
048 CEREAL ETC PREPARATIONS	417 087	147 003	81 807	663 OTH NONMETAL MINERAL MFS	648 914	222 988	124 325
054 VEG ETC FRSH, SMPLY PRSVD	599 810	33 858	18 855	664 GLASS	1 057 473	239 249	133 529
056 VEGTBLES ETC PRSVD, PREPD	162 792	71 447	39 787	665 GLASSWARE	190 035	77 253	43 023
057 FRUIT, NUTS, FRESH, DRIED	316 808	72 574	40 252	666 POTTERY	151 477	170 478	94 750
058 FRUIT PRESERVED, PREPARED	159 640	44 485	24 682	667 PEARL, PREC., SEMI-P STONE			
061 SUGAR AND HONEY	653 921	91 909	50 956	671 PIG IRON ETC	718 731	57 944	32 226
062 SUGAR PREPS NON-COCOA	30 893	16 742	9 320	672 IRON, STL PRIMARY FORMS	5 175 606	339 729	185 454
071 COFFEE AND SUBSTITUTES	3 371	7 026	3 897	673 IRON AND STEEL SHAPES	2 361 281	236 293	131 783
072 COCOA	68 471	34 694	19 335	674 IRN, STL UNIV. PLATE, SHEET	2 598 453	314 003	175 106
073 CHOCOLATE AND PRODUCTS	93 448	60 147	33 595	675 IRON, STEEL HOOP, STRIP	896 804	105 415	58 927
074 TEA AND MATE	1 286	1 703	951	676 RAILWAY RAILS ETC IRN, STL	271 487	10 181	5 672
075 SPICES	9 637	10 273	5 740	677 IRN, STL WIRE EXCL W ROD	126 289	27 557	15 302
081 FEEDING STUFF FOR ANIMLS	421 880	75 430	42 060	678 IRON, STL TUBES, PIPES, ETC	972 742	183 540	102 515
091 MARGARINE AND SHORTENING	131 383	21 490	11 976	679 IRN, STL CASTINGS UNWORKE	58 393	20 294	11 289
098 EDIBLE PRODUCTS, PREPS NES	142 050	67 448	37 580	681 SILVER, PLATINUM, ETC	1 692	67 456	37 776
111 NON-ALCOHL BEVERAGES NES	60 212	8 917	4 954	682 COPPER EXC CEMENT COPPER	599 773	296 209	165 471
112 ALCOHOLIC BEVERAGES	878 309	119 471	66 181	683 NICKEL	16 831	33 433	18 904
121 TOBACCO UNMNFCTRD, REFUSE	499	620	341	684 ALUMINIUM	1 170 033	499 853	278 628
122 TOBACCO MFRS	136 182	476 835	264 494	685 LEAD	197 670	25 909	14 496
211 HIDES, SKINS, UNDERESSED	502 892	178 895	100 033	686 ZINC	317 318	51 251	28 446
212 FUR SKINS UNDERESSED	164	3 872	2 144	687 TIN	2 483	3 468	1 937
222 SEEDS FOR SOFT/FIXED OIL	12 191	2 291	1 277	688 URANIUM, THORIUM, ALLOYS	21	427	231
223 SEEDS FOR OTH FIXED OILS	7 686	949	528	689 NON-FER BASE METALS NES	5 564	6 013	3 346
232 NATURAL RUBBER, GUMS	4 159	722	410	691 STRUCTURES AND PARTS NES	121 555	72 900	40 730
233 RUBBER, SYNTHETIC, RECLAIMD	439 805	94 579	52 712	692 METAL TANKS, BOXES, ETC	60 370	27 774	15 461
245 FUEL WOOD NES, CHARCOAL	1 690	269	152	693 WIRE PRODUCTS NON ELECTR	91 001	41 366	23 021
246 PULPWOOD, CHIPS, WOODWASTE	826 533	16 951	9 449	694 STL, COPPR NAILS, NUTS, ETC	71 725	66 580	37 110
247 OTH WOOD ROUGH, SQUARED	1 638 954	39 105	21 847	695 TOOLS	61 768	249 273	139 216
248 WOOD SHAPED	779 950	41 578	23 265	696 CUTLERY	14 841	62 234	34 892
251 PULP AND WASTE PAPER	1 467 699	52 349	29 223	697 BASE MTL HOUSEHOLD EQUIP	76 262	138 737	77 221
261 SILK	1 970	8 141	4 555	699 OTHER METAL MANUFACTURES	307 701	385 782	215 190
263 COTTON	103 034	19 033	10 586	711 STEAM BOILERS & AUX PLNT	3 536	7 910	4 514
265 VEG FIBRE, EXCL COTN JUTE	541	186	103	712 STEAM ENGINES, TURBINES	1 810	8 926	5 042
266 SYNTHETIC FIBRE TO SPIN	678 018	259 003	144 197	713 INTRNL COMBUS PISTN ENGN	80 302	352 579	196 985
267 OTHER MAN-MADE FIBRES	247 429	61 753	34 414	714 ENGINES & MOTORS NES	994	23 583	12 972
268 WOOL(EXC TOPS), ANML HAIR	58 459	83 981	30 219	716 ROTATING ELECTRIC PLANT	103 061	265 533	148 069
269 WASTE OF TEXTILE FABRICS	327 554	26 316	14 656	718 OTH POWER GENERATG MACHY	13 316	43 593	24 306
271 FERTILIZERS, CRUDE	22 201	500	285	721 AGRIC MACHY, EXC TRACTORS	84 145	92 658	51 551
273 STONE, SAND AND GRAVEL	1 304 426	14 106	7 865	722 TRACTORS NON-ROAD	83 060	58 107	32 285
274 SULPHUR ETC	275 551	4 745	2 628	723 CIVIL ENGINEERG EQUIP ETC	269 542	311 972	176 803
277 NATURAL ABRASIVES NES	930	960	529	724 TEXTILE, LEATHER MACHNRY	173 973	729 901	409 214
278 OTHER CRUDE MINERALS	11 076 002	109 618	61 104	725 PAPER ETC MILL MACHINERY	41 288	126 441	71 511
282 IRON AND STEEL SCRAP	17 690 131	291 227	162 492	726 PRINTG, BKBINGG MACHY, PTS	88 834	360 178	201 519
287 BASE METAL ORES, CONC NES	381 057	41 984	23 417	727 FOOD MACHRY NON-DOMESTIC	9 422	40 772	22 783
288 NONFERR METAL SCRAP NES	770 512	117 359	65 865	728 OTH MACHY FOR SPCL INDUS	157 755	538 312	301 661
289 PREC METAL ORE, WASTE NES	70	167	90	736 MACHINE TOOLS FOR METAL	158 419	574 510	322 084
291 CRUDE ANIMAL MTRIALS NES	87 268	32 980	18 399	737 METALWORKING MACHNRY NES	43 466	115 305	64 345
292 CRUDE VEG MATERIALS NES	77 202	71 411	39 658	741 HEATING, COOLING EQUIPMNT	97 479	256 186	143 063
322 COAL, LIGNITE, PEAT	13 833 959	142 343	79 594	742 PUMPS FOR LIQUIDS ETC	87 407	451 905	251 950
323 BRIQUETS, COKE, SEMI-COKE	3 027 602	53 580	29 864	743 PUMPS NES, CENTRIFUGES ETC	117 580	362 429	202 129
334 PETROLEUM PRODUCTS, REFIN	3 023 685	74 901	41 715	744 MECHANICAL HANDLING EQU	213 705	292 005	164 337
335 RESIDUAL PETRLM PROD NES	611 741	36 089	21 195	745 NONELEC MACHY, TOOLS NES	65 312	277 759	155 584
351 ELECTRIC ENERGY, MWH	5 691 360	354 154	197 669	749 NONELEC MACH PTS, ACC NES	370 565	988 484	550 931
411 ANIMAL OILS AND FATS	25 480	2 832	1 581	751 OFFICE MACHINES	31 067	200 812	112 008
423 FIXED VEG OILS, SOFT	234 150	16 380	9 112	752 AUTOMATIC DATA PROC EQUIP	47 464	768 395	432 714
424 FIXED VEG OIL NONSOFT	251 199	26 910	14 969	759 OFFICE & ADP MCH PTS, ACC	19 099	454 793	253 703
431 PROCESD ANML VEG OIL, ETC	169 551	26 220	14 848	761 TELEVISION RECEIVERS	176 626	609 620	286 408
511 HYDROCARBONS NES, DERIVS	1 214 431	141 912	79 206	762 RADIO BROADCAST RECEIVRS	16 996	79 006	44 159
512 ALCOHOLS, PHENOLS, ETC	1 424 263	234 724	130 873	763 SOUND RECORDRS, PHONOGRPH	36 697	339 726	189 583
513 ORGANIC ACIDS, ETC	1 182 300	240 650	133 997	764 TELECOM EQPT, PTS, ACC NES	17 603	383 901	214 678
514 NITROGEN-FUNCTN COMPOUNDS	789 816	322 422	179 747	771 ELECTRIC POWER MACHY NES	29 310	127 702	71 215
515 ORG-INORG COMPOUNDS ETC	363 147	356 617	198 663	772 SWITCHGEAR ETC & PTS NES	120 220	962 161	536 844
516 OTHER ORGANIC CHEMICALS	683 271	163 722	91 317	773 ELECTRIC DISTRIBUTING MACH	57 724	91 318	50 861
522 INORG ELEMNTS, OXIDES, ETC	1 271 423	162 209	90 293	774 ELECTRO-MEDCL, XRAY EQUIP	6 034	126 723	70 778
523 OTH INORGANIC CHEMICALS	1 124 946	151 964	84 663	775 HOUSEHOLD TYPE EQUIP NES	254 790	352 714	196 603
524 RADIOACTIVE ETC MATERIAL	305	20 667	11 470	776 TRANSISTORS, VALVES, ETC	48 644	514 816	287 666
531 SYNT DYE, NAT INDEG, LAKES	216 186	350 074	194 845	778 ELECTRICAL MACHINERY NES	331 939	748 300	417 833
532 DYES NES, TANNING PRODS	182 062	42 908	23 908	781 PASS MOTOR VEH EXC BUSES	2 663 947	5 244 810	2 923 567
533 PIGMENTS, PAINTS, ETC	628 641	392 379	218 679	782 LORRIES, SPCL MTR VEH NES	881 672	1 076 718	604 126
541 MEDICINAL ETC PRODUCTS	110 901	721 395	401 035	783 ROAD MOTOR VEHICLES NES	92 776	158 478	88 619
551 ESSENTL OIL, PERFUME, ETC	15 637	40 147	22 269	784 MOTOR VEHCL PTS, ACC NES	770 260	1 281 151	713 732
553 PERFUMERY, COSMETICS, ETC	74 101	107 637	59 857	785 MOTOR & OTHER CYCLES ETC	25 938	70 605	39 139
554 SOAPS, CLEANING ETC PREPS	679 704	188 843	105 607	786 VEH NES NONMOTR, TRAILERS	115 696	79 340	44 371
562 FERTILIZERS MANUFACTURED	2 601 775	108 294	60 551	791 RAILWAY VEHICLES	102 026	58 409	32 687
572 EXPLOSIVES, PYROTECH PROD	13 600	14 704	8 209	792 AIRCRAFT	1 829	79 141	44 175
582 PROD OF CONDENSATION ETC	1 712 437	806 660	449 217	793 SHIPS AND BOATS	52 904	18 386	10 201
583 PROD OF POLYMERIZING ETC	5 542 078	1 373 436	765 488	812 PLUMBGG, HEATNG, LGHTNG EQU	110 311	173 132	97 339
584 CELLULOSE DERIVATIVES ETC	131 660	95 900	53 421	821 FURNITURE	151 738	165 198	92 177
585 PLASTIC MATERIALS NES	119 496	36 684	20 809	831 TRAVEL GOODS, HANDBAGS	5 454	11 624	6 511
591 PESTICIDES, DISINFECTANTS	115 571	106 453	59 708	842 MENS OUTERWEAR NOT KNIT	5 147	54 162	30 108
592 STARCH, INULIN, GLUTEN, ETC	200 344	71 699	39 955	843 WOMENS OUTERWEAR NONKNIT	3 835	49 578	27 471
598 MISC CHEMICAL PRODS NES	2 908 299	733 914	408 893	844 UNDERWEAR NOT KNIT	2 977	11 880	6 581
605 INDUSTRIAL PLANT, CHAP 73	76	163	89	845 UNDERWEAR KNT NONELASTC	3 199	29 759	16 587
611 LEATHER	76 510	62 467	34 990	846 UNDERWEAR KNITTED	5 745	42 408	23 556
612 LEATHER ETC MANUFACTURES	5 788	17 683	9 698	847 TXTL CLTHNG ACCESSRYS NES	4 085	32 740	18 296
613 FUR SKINS TANNED, DRESSED	723	24 305	13 494	848 HEADGEAR, NONTXTL CLOTHING	6 347	60 917	34 156
621 MATERIALS OF RUBBER	60 251	51 663	28 790	851 FOOTWEAR	4 547	20 382	11 323
625 RUBBER TYRES, TUBES	394 960	278 774	155 765	871 OPTICAL INSTRUMENTS	2 389	57 145	31 893
628 RUBBER ARTICLES NES	27 354	72 472	40 528	872 MEDICAL INSTRUMENTS NES	14 098	186 605	104 374
633 CORK MANUFACTURES	495	1 457	814	873 METERS & COUNTERS NES	5 830	27 277	15 227
634 VENEERS, PLYWOOD, ETC	435 321	55 989	31 224	874 MEASURING, CONTROLNG INSTR	50 645	862 203	481 417
635 WOOD MANUFACTURES NES	111 225	27 073	15 097	881 PHOTO APPAR & EQUIPT NES	15 621	122 124	68 052
641 PAPER AND PAPERBOARD	3 594 703	636 198	354 429	882 PHOTO, CINEMA SUPPLIES	85 979	223 774	124 513
642 ARTICLES OF PAPER ETC	457 457	204 456	113 843	883 DEVELOPED CINEMA FILM	46	577	323
651 TEXTILE YARN AND THREAD	686 180	769 760	429 914	884 OPTICAL GOODS NES	1 622	71 975	40 169
652 COTTON FABRICS, WOVEN	218 115	302 548	168 574	885 WATCHES AND CLOCKS	9 947	100 592	56 439
653 WOVN MAN-MADE FIB FABRIC	104 833	211 556	118 345	892 PRINTED MATTER	161 993	171 821	95 865
654 OTH WOVEN TEXTILE FABRIC	18 218	65 884	36 656	893 ARTICLES OF PLASTIC NES	307 030	342 584	190 720
655 KNT ETC FABRICS	22 596	49 499	27 608	894 TOYS, SPORTING GOODS, ETC	82 219	102 019	56 932
656 LACE, RIBBONS, TULLE, ETC	9 669	40 157	22 527	895 OFFICE SUPPLIES NES	21 407	86 031	47 970

7 IMPORTS AND EXPORTS (SPECIAL TRADE) BY COUNTRIES OF PRODUCTION AND CONSUMPTION AND BY GROUPS OF THE SITC-REV. II 1987

GROUP DESCRIPTION	DT = 100 KG	1 000 DM	1 000 \$	GROUP DESCRIPTION	DT = 100 KG	1 000 DM	1 000 \$
896 WORKS OF ART ETC	234	22 695	12 623	582 PROD OF CONDENSATION ETC	353 686	207 194	115 669
897 GOLD, SILVER WARE, JEWELRY	301	19 741	11 050	583 PROD OF POLYMERIZING ETC	819 965	287 662	160 307
898 MUSICAL INSTRUMENTS, PTS	49 108	188 317	105 257	584 CELLULOSE DERIVATIVES ETC	45 574	28 270	15 809
899 OTHER MANUFACTURED GOODS	24 933	81 477	45 529	585 PLASTIC MATERIALS NES	34 354	18 998	10 591
941 ZOO ANIMALS, PETS	136	789	441	591 PESTICIDES, DISINFECTANTS	85 797	91 464	50 604
951 WAR FIREARMS, AMMUNITION	755	3 241	1 825	592 STARCH, INULIN, GLUTEN, ETC	26 542	21 299	11 889
961 COIN NONGOLD, NONCURRENT	8	131	73	598 MISC CHEMICAL PRODS NES	863 589	354 080	197 356
971 GOLD, NON MONETARY NES	79	95 290	53 073	611 LEATHER	6 314	50 560	28 122
972 GOLD COIN		134	74	612 LEATHER ETC MANUFACTURES	2 125	5 557	3 058
UNTD KINGDOM				613 FUR SKINS TANNED, DRESSED	838	22 593	12 583
IMPORTS	294 270 097	29 393 615	16 391 601	621 MATERIALS OF RUBBER	66 644	56 559	31 539
001 LIVE ANIMALS	15 619	12 398	6 985	625 RUBBER TYRES, TUBES	401 046	267 779	149 417
011 MEAT FRESH, CHILLED, FROZEN	536 693	202 371	112 640	628 RUBBER ARTICLES NES	37 663	61 928	34 519
012 MEAT DRIED, SALTED, SMOKED	417	373	215	633 CORK MANUFACTURES	249	367	204
014 MEAT PREPD, PRSVD, NES ETC	1 361	1 353	745	634 VENEERS, PLYWOOD, ETC	17 706	4 394	2 441
022 MILK AND CREAM	90 112	30 413	16 898	635 WOOD MANUFACTURES NES	60 303	10 593	5 918
023 BUTTER	85 901	36 447	20 511	641 PAPER AND PAPERBOARD	1 077 430	314 163	174 662
024 CHEESE AND CURD	30 091	19 193	10 609	642 ARTICLES OF PAPER ETC	143 095	69 640	38 933
025 EGGS, BIRDS, FRESH, PRSVD	29 384	10 480	5 794	651 TEXTILE YARN AND THREAD	259 369	260 695	145 224
034 FISH FRESH, CHILLED, FROZEN	88 060	27 884	15 513	652 COTTON FABRICS, WOVEN	21 175	36 002	20 027
035 FISH SALTED, DRIED, SMOKED	690	821	470	653 WOVN MAN-MADE FIB FABRIC	54 599	46 090	26 098
036 SHELL FISH FRESH, FROZEN	6 892	10 475	5 868	654 OTH WOVEN TEXTILE FABRIC	23 741	80 138	44 621
037 FISH ETC PREPD PRSVD NES	9 482	8 729	4 894	655 KNIT ETC FABRICS	16 705	30 610	17 014
041 WHEAT ETC UNMILLED	3 698 759	145 967	80 568	656 LACE, RIBBONS, TULLE, ETC	1 673	9 221	5 162
042 RICE	2 374	758	421	657 SPECIAL TEXTILE ETC PROD	57 656	73 154	40 882
043 BARLEY UNMILLED	1 725 458	71 703	39 485	658 TEXTILE ARTICLES NES	13 012	23 201	12 966
045 CEREALS NES UNMILLED	23 819	1 260	731	659 FLOOR COVERINGS ETC	23 362	31 138	17 377
046 WHEAT ETC MEAL OR FLOUR	2 026	146	79	661 CEMENT ETC BUILDING PROD	44 120	7 462	4 168
047 OTHER CEREAL MEALS, FLOUR	4 395	325	178	662 CLAY, REFRACTORY BLOG PROD	215 437	24 347	13 568
048 CEREAL ETC PREPARATIONS	598 146	71 748	39 875	663 OTH NONMETAL MINERAL MFS	185 809	119 159	64 452
054 VEG ETC FRSH, SMPLY PRSVD	1 674 293	113 122	63 006	664 GLASS	186 150	56 138	31 334
056 VEGTBLES ETC PRSVD, PREPD	84 086	14 143	7 875	665 GLASSWARE	156 327	30 094	16 810
057 FRUIT, NUTS, FRESH, DRIED	86 594	3 996	2 239	666 POTTERY	129 654	71 530	40 060
058 FRUIT PRESERVED, PREPARED	91 899	31 995	17 759	667 PEARL, PREC., SEMI-P STONE			
061 SUGAR AND HONEY	45 159	5 120	2 860	671 PIG IRON ETC	165 161	40 390	22 508
062 SUGAR PREPS NON-COCOA	33 380	17 993	9 546	672 IRON, STL PRIMARY FORMS	2 589 060	385 900	215 316
071 COFFEE AND SUBSTITUTES	36 725	33 543	18 678	673 IRON AND STEEL SHAPES	1 953 805	162 322	90 350
072 COCOA	6 172	4 263	2 429	674 IRN, STL UNIV. PLATE, SHEET	1 987 878	243 226	135 725
073 CHOCOLATE AND PRODUCTS	39 673	27 135	15 159	675 IRON, STEEL HOOP, STRIP	125 691	29 618	16 498
074 TEA AND MATE	20 018	10 264	5 712	676 RAILWAY RAILS ETC IRN, STL	1 825	276	152
075 SPICES	5 137	2 183	1 220	677 IRN, STL WIRE EXCL W ROD	58 782	15 574	8 646
081 FEEDING STUFF FOR ANIMLS	250 050	65 024	36 178	678 IRON, STL TUBES, PIPES, ETC	510 632	91 408	50 861
098 EDIBLE PRODUCTS, PREPS NES	66 125	32 566	18 200	679 IRN, STL CASTINGS UNWORKE	43 770	7 997	4 465
111 NON-ALCOHL BEVERAGES NES	9 537	1 023	567	681 SILVER, PLATINUM, ETC	3 429	329 742	184 365
112 ALCOHOLIC BEVERAGES	165 964	111 095	62 423	682 COPPER EXC CEMENT COPPER	196 153	81 440	45 556
121 TOBACCO UNMNFCTD, REFUSE	72	79	42	683 NICKEL	84 902	98 521	55 108
122 TOBACCO MFRS	4 855	12 576	7 007	684 ALUMINIUM	865 080	292 709	163 106
211 HIDES, SKINS, UNRESSED	59 760	24 324	13 507	685 LEAD	417 725	54 859	30 582
212 FUR SKINS UNRESSED	660	25 664	14 108	686 ZINC	5 205	1 165	649
222 SEEDS FOR SOFT/FIXED OIL	2 135 665	172 408	95 376	687 TIN	34 402	42 710	23 724
223 SEEDS FOR OTH FIXED OILS	3 136	441	241	688 URANIUM, THORIUM, ALLOYS	11	540	312
232 NATURAL RUBBER, GUMS	4 024	1 086	605	689 NON-FER BASE METALS NES	7 715	12 006	6 717
233 RUBBER, SYNTHETIC, RECLAIMD	226 153	79 802	44 437	691 STRUCTURES AND PARTS NES	115 281	49 484	27 652
246 PULPWOOD, CHIPS, WOODWASTE	33 630	492	269	692 METAL TANKS, BOXES, ETC	59 628	34 108	18 981
247 OTH WOOD ROUGH, SQUARED	46 582	3 494	1 964	693 WIRE PRODUCTS NON ELECTR	18 496	7 271	4 066
248 WOOD SHAPED	3 725	269	148	694 STL, COPPR NAILS, NUTS, ETC	52 431	48 314	26 948
251 PULP AND WASTE PAPER	673 652	25 909	14 445	695 TOOLS	28 330	95 951	53 503
261 SILK	191	405	231	696 CUTLERY	7 204	20 175	11 259
263 COTTON	13 370	2 733	1 518	697 BASE MTL HOUSEHOLD EQUIP	10 356	15 495	8 665
265 VEG FIBRE, EXCL COTN JUTE	315	78	42	699 OTHER METAL MANUFACTURES	189 580	184 210	102 732
266 SYNTHETIC FIBRE TO SPIN	46 527	22 147	12 356	711 STEAM BOILERS & AUX PLNT	6 021	3 319	1 941
267 OTHER MAN-MADE FIBRES	53 227	20 201	11 241	712 STEAM ENGINES, TURBINES	429	2 739	1 498
268 WOOL(EXC TOPS), ANML HAIR	24 019	20 627	11 501	713 INTRNL COMBUS PISTN ENGN	471 895	676 575	378 298
269 WASTE OF TEXTILE FABRICS	4 734	1 169	645	714 ENGINES & MOTORS NES	4 847	242 736	135 565
273 STONE, SAND AND GRAVEL	3 416 053	5 725	3 159	716 ROTATING ELECTRIC PLANT	79 932	89 590	49 733
274 SULPHUR ETC	10 747	439	252	717 OTH POWER GENERATG MACHY	10 564	24 540	13 674
277 NATURAL ABRASIVES NES	1 664	4 302	2 409	721 AGRIC MACHY, EXC TRACTORS	27 888	30 597	16 905
278 OTHER CRUDE MINERALS	6 815 382	120 405	67 151	722 TRACTORS NON-ROAD	22 761	20 529	11 421
281 IRON ORE, CONCENTRATES	3 970	106	59	723 CIVIL ENGINEERS EQUIP ETC	81 364	76 159	42 449
282 IRON AND STEEL SCRAP	560 600	11 294	6 302	724 TEXTILE, LEATHER MACHNRY	26 526	57 706	32 261
287 BASE METAL ORES, CONC NES	21 187	7 883	4 343	725 PAPER ETC MILL MACHINERY	21 286	41 081	23 158
288 NONFER METAL SCRAP NES	915 730	168 285	94 057	726 PRINTG, BKBINDG MACHY, PTS	14 803	49 091	27 467
289 PREC METAL ORE, WASTE NES	3 338	16 292	8 977	727 FOOD MACHY NON-DOMESTIC	3 395	11 562	6 565
291 CRUDE ANIMAL MTRIALS NES	30 886	12 937	7 246	728 OTH MACHY FOR SPCL INDUS	49 384	165 058	92 704
292 CRUDE VEG MATERIALS NES	29 835	12 965	7 244	736 MACHINE TOOLS FOR METAL	55 848	137 783	77 136
322 COAL, LIGNITE, PEAT	1 951 662	15 963	8 823	737 METALWORKING MACHNRY NES	29 896	27 154	15 249
323 BRIQUETS, COKE, SEMI-COKE	195 327	3 497	1 922	741 HEATING, COOLING EQUIPMNT	43 449	86 916	48 605
333 CRUDE PETROLEUM	207 514 923	5 235 308	2 911 958	742 PUMPS FOR LIQUIDS ETC	29 399	63 567	35 534
334 PETROLEUM PRODUCTS, REFIN	28 238 659	892 541	496 911	743 PUMPS NES, CENTRIFUGES ETC	58 198	178 110	99 339
335 RESIDUAL PETRLM PROD NES	1 730 901	65 790	36 737	744 MECHANICAL HANDLING EQU	84 492	115 876	64 572
411 ANIMAL OILS AND FATS	20 781	6 747	3 786	745 NONELEC MACHY, TOOLS NES	21 998	99 911	55 722
423 FIXED VEG OILS, SOFT	37 950	2 103	1 243	749 NONELEC MACH PTS, ACC NES	202 639	368 385	205 432
424 FIXED VEG OIL NONSOFT	2 107	2 672	1 514	751 OFFICE MACHINES	29 214	164 921	91 718
431 PROCESD ANML VEG OIL, ETC	215 926	17 904	10 038	752 AUTOMATIC DATA PROC EQUIP	59 528	1 188 832	666 922
511 HYDROCARBONS NES, DERIVS	3 341 165	239 936	133 544	759 OFFICE & ADP MCH PTS, ACC	23 419	496 448	277 849
512 ALCOHOLS, PHENOLS, ETC	1 019 465	88 497	49 175	761 TELEVISION RECEIVERS	42 932	124 362	69 538
513 ORGANIC ACIDS, ETC	709 466	130 116	72 508	762 RADIO BROADCAST RECEIVRS	1 793	12 731	7 111
514 NITROGEN-FUNCTN COMPOUNDS	578 987	839 381	467 500	763 SOUND RECORDRS, PHONOGRPH	16 679	139 108	78 478
515 ORG-INORG COMPOUNDS ETC	137 682	187 218	103 948	764 TELECOM EQPT, PTS, ACC NES	40 446	287 115	160 550
516 OTHER ORGANIC CHEMICALS	226 866	61 499	34 239	771 ELECTRIC POWER MACHY NES	29 953	54 702	30 551
522 INORG ELEMNTS, OXIDES, ETC	335 889	80 243	44 668	772 SWITCHGEAR ETC & PTS NES	33 188	258 049	143 975
523 OTHR INORGANIC CHEMICALS	231 324	89 236	49 824	773 ELECTR DISTRIBUTING MACH	24 154	82 522	46 249
524 RADIOACTIVE ETC MATERIAL	5 246	250 115	138 789	774 ELECTRO-MEDCL, XRAY EQUIP	2 194	47 996	26 903
531 SYNT DYE, NAT INDGO, LAKES	68 290	109 520	61 081	775 HOUSEHOLD TYPE EQUIP NES	88 023	112 488	62 932
532 DYES NES, TANNING PRODS	12 449	2 704	1 516	776 TRANSISTORS, VALVES, ETC	63 894	670 833	373 461
533 PIGMENTS, PAINTS, ETC	307 383	148 012	82 463	777 ELECTRICAL MACHINERY NES	111 365	311 165	174 052
541 MEDICINAL ETC PRODUCTS	62 580	400 962	223 472	781 PASS MOTOR VEH EXC BUSES	174 772	315 161	176 014
551 ESSENTL OIL, PERFUME, ETC	21 186	37 309	20 831	782 LORRIES, SPCL MTR VEH NES	68 424	78 237	43 601
553 PERFUMERY, COSMETICS, ETC	86 421	116 788	65 159	783 ROAD MOTOR VEHICLES NES	6 886	8 866	4 860
554 SOAPS, CLEANING ETC PREPS	223 052	66 748	37 284	784 MOTOR VEHCL PTS, ACC NES	1 080 411	920 751	514 325
562 FERTILIZERS MANUFACTURED	351 315	10 397	5 771	785 MOTOR & OTHER CYCLES ETC	11 688	19 014	10 544
572 EXPLOSIVES, PYROTECH PROD	4 251	10 535	5 867	786 VEH NES NONMOTR, TRAILERS	30 421	9 339	5 215
				791 RAILWAY VEHICLES	9 339	14 168	7 803
				792 AIRCRAFT	18 789	1 384 842	770 722
				793 SHIPS AND BOATS	551 781	205 353	113 598

7 IMPORTS AND EXPORTS (SPECIAL TRADE) BY COUNTRIES OF PRODUCTION AND CONSUMPTION AND BY GROUPS OF THE SITC-REV. II 1987

GROUP DESCRIPTION	DT * 100 KG	1 000 DM	1 000 \$	GROUP DESCRIPTION	DT * 100 KG	1 000 DM	1 000 \$
812 PLUMBING, HEATING, LIGHTING EQUI	18 107	19 097	10 601	323 BRIQUETS, COKE, SEMI-COKE	1 624 352	45 873	25 561
821 FURNITURE	119 953	121 895	68 038	334 PETROLEUM PRODUCTS, REFIN	1 199 306	80 865	44 939
831 TRAVEL GOODS, HANDBAGS	3 303	9 640	5 395	335 RESIDUAL PETROLEUM PROD NES	193 662	13 652	7 555
842 MENS OUTERWEAR NOT KNIT	8 175	49 551	27 624	411 ANIMAL OILS AND FATS	53 822	5 576	3 124
843 WOMENS OUTERWEAR NONKNIT	20 206	167 155	93 234	423 FIXED VEG OILS, SOFT	475 333	31 080	17 363
844 UNDERWEAR NOT KNIT	2 686	9 985	5 582	424 FIXED VEG OIL NONSOFT	57 782	5 976	3 307
845 OUTERWEAR KNIT NONELASTIC	22 157	156 031	87 448	431 PROCESSED ANML VEG OIL, ETC	127 902	20 410	11 365
846 UNDERWEAR KNITTED	5 223	26 717	16 025	511 HYDROCARBONS NES, DERIVS	1 339 280	115 026	66 045
847 TEXTILE CLOTHING ACCESSORIES NES	2 781	19 650	11 136	512 ALCOHOLS, PHENOLS, ETC	974 280	169 426	94 583
848 HEADGEAR, NONTEXTILE CLOTHING	6 969	34 121	19 104	513 ORGANIC ACIDS, ETC	981 869	229 335	127 521
851 FOOTWEAR	10 100	45 054	25 027	514 NITROGEN-FUNCTION COMPOUNDS	353 676	274 459	153 245
871 OPTICAL INSTRUMENTS	2 293	35 673	20 056	515 ORG-INORG COMPOUNDS ETC	174 070	175 335	97 382
872 MEDICAL INSTRUMENTS NES	11 057	66 865	37 293	516 OTHER ORGANIC CHEMICALS	675 566	125 714	70 141
873 METERS & COUNTERS NES	10 214	65 300	36 552	522 INORG ELEMENTS, OXIDES, ETC	4 172 193	182 804	101 656
874 MEASURING, CONTROLLING INSTR	25 918	515 011	286 019	523 OTHER INORGANIC CHEMICALS	999 305	144 594	80 622
881 PHOTO APPAR & EQUIP NES	5 632	60 785	33 926	524 RADIOACTIVE ETC MATERIAL	2 866	60 146	33 136
882 PHOTO, CINEMA SUPPLIES	135 340	389 774	217 498	531 SYNT DYE, NAT INDGO, LAKES	110 204	182 222	101 408
883 DEVELOPED CINEMA FILM	1 311	18 152	10 250	532 DYES NES, TANNING PRODS	22 177	5 970	3 314
884 OPTICAL GOODS NES	759	22 459	12 491	533 PIGMENTS, PAINTS, ETC	418 569	228 433	127 179
885 WATCHES AND CLOCKS	540	3 978	2 222	541 MEDICINAL ETC PRODUCTS	81 944	522 880	290 594
892 PRINTED MATTER	114 028	158 485	86 317	551 ESSENTIAL OIL, PERFUME, ETC	18 232	36 262	20 172
893 ARTICLES OF PLASTIC NES	199 992	193 451	107 983	553 PERFUMERY, COSMETICS, ETC	73 095	93 301	51 972
894 TOYS, SPORTING GOODS, ETC	51 732	111 280	62 060	554 SOAPS, CLEANING ETC PREPS	734 153	170 986	95 617
895 OFFICE SUPPLIES NES	17 639	50 800	28 375	562 FERTILIZERS MANUFACTURED	1 921 212	34 228	18 961
896 WORKS OF ART ETC	14 075	116 715	65 042	572 EXPLOSIVES, PYROTECH PROD	7 309	13 932	7 736
897 GOLD, SILVER WARE, JEWELRY	545	29 963	16 728	582 PROD OF CONDENSATION ETC	1 083 660	531 365	295 905
898 MUSICAL INSTRUMENTS, PTS	70 809	279 080	156 106	583 PROD OF POLYMERIZING ETC	3 952 246	1 166 489	650 515
899 OTHER MANUFACTURED GOODS	48 843	60 860	33 949	584 CELLULOSE DERIVATIVES ETC	76 472	44 367	24 689
941 ZOO ANIMALS, PETS	4 662	2 662	1 475	585 PLASTIC MATERIALS NES	66 049	16 773	9 376
951 WAR FIREARMS, AMMUNITION	179	402	226	591 PESTICIDES, DISINFECTANTS	100 058	102 523	56 879
961 COIN NONGOLD, NONCURRENT	136	13 175	7 461	592 STARCH, INULIN, GLUTEN, ETC	282 628	73 064	40 583
971 GOLD, NON MONETARY NES	121	54 671	31 856	598 MISC CHEMICAL PRODS NES	1 853 831	471 895	263 493
972 GOLD COIN	11	33 867	19 135	605 INDUSTRIAL PLANT, CHAP 73	17 800	21 043	11 434
				611 LEATHER	9 679	19 123	10 606
EXPORTS	80 386 863	46 632 447	26 019 843	612 LEATHER ETC MANUFACTURES	2 962	8 305	4 638
001 LIVE ANIMALS	697	2 104	1 211	613 FUR SKINS TANNED DRESSED	1 288	41 917	23 275
011 MEAT FRESH, CHILLED, FROZEN	126 652	47 352	26 403	621 MATERIALS OF RUBBER	89 481	74 222	41 385
012 MEAT DRIED, SALTED, SMOKED	98 830	51 146	28 563	625 RUBBER TYRES, TUBES	311 534	201 280	112 103
014 MEAT PREPARED, PRESERVED, NES ETC	70 622	56 808	31 683	628 RUBBER ARTICLES NES	61 228	115 224	64 136
022 MILK AND CREAM	108 503	23 664	13 214	633 CORK MANUFACTURES	1 732	3 005	1 679
023 BUTTER	2 565	2 574	1 443	634 VENEERS, PLYWOOD, ETC	1 357 995	165 413	92 328
024 CHEESE AND CURD	272 690	170 614	95 155	635 WOOD MANUFACTURES NES	61 019	35 209	19 637
025 EGGS, BIRDS, FRESH, PRESERVED	14 087	5 920	3 317	641 PAPER AND PAPERBOARD	4 423 437	914 705	509 943
034 FISH FRESH, CHILLED, FROZEN	41 249	24 168	13 354	642 ARTICLES OF PAPER ETC	899 523	393 260	219 212
035 FISH SALTED, DRIED, SMOKED	24	60	34	651 TEXTILE YARN AND THREAD	677 961	582 132	324 425
036 SHELL FISH FRESH, FROZEN	190	467	266	652 COTTON FABRICS, WOVEN	135 906	215 976	120 562
037 FISH ETC PREPARED PRESERVED NES	16 297	9 740	5 434	653 WOOL MAN-MADE FIB FABRIC	166 693	398 870	222 435
041 WHEAT ETC UNMILLED	713 090	32 267	18 626	654 OTH WOVEN TEXTILE FABRIC	12 557	39 037	21 808
042 RICE	29 101	5 817	3 267	655 KNIT ETC FABRICS	22 659	48 314	26 929
043 BARLEY UNMILLED	1 118	104	58	656 LACE, RIBBONS, TULLE, ETC	3 955	18 103	10 119
044 MAIZE UNMILLED	6 428	406	220	657 SPECIAL TEXTILE ETC PROD	133 590	163 013	90 932
045 CEREALS NES UNMILLED	84 105	3 886	2 158	658 TEXTILE ARTICLES NES	22 807	30 288	16 892
046 WHEAT ETC MEAL OR FLOUR	2 611	195	111	659 FLOOR COVERINGS ETC	54 904	50 901	28 423
047 OTHER CEREAL MEALS, FLOUR	1 209	95	52	661 CEMENT ETC BUILDING PROD	445 795	16 780	9 382
048 CEREAL ETC PREPARATIONS	346 887	92 905	52 015	662 CLAY, REFRACTORY BLDG PRD	393 536	57 568	32 161
054 VEG ETC FRSH, SIMPLY PRESVD	182 411	25 042	14 084	663 OTH NONMETAL MINERAL MFS	368 115	184 940	103 058
056 VEGETABLES ETC PRESVD, PREP	75 910	20 373	11 385	664 GLASS	467 703	194 803	108 542
057 FRUIT, NUTS, FRESH, DRIED	116 092	31 081	17 192	665 GLASSWARE	153 649	61 917	34 537
058 FRUIT PRESERVED, PREPARED	372 655	97 238	54 202	666 POTTERY	17 416	24 520	13 717
061 SUGAR AND HONEY	77 212	8 694	4 864	667 PEARL, PREC-, SEMI-P STONE			
062 SUGAR PREPS NON-COCOA	17 757	7 523	4 232	671 PIG IRON ETC	146 298	26 546	14 879
071 COFFEE AND SUBSTITUTES	116 960	198 077	110 571	672 IRON, STL PRIMARY FORMS	4 774 314	883 913	493 959
072 COCOA	36 807	25 544	14 061	673 IRON AND STEEL SHAPES	970 396	116 834	65 412
073 CHOCOLATE AND PRODUCTS	122 323	71 094	39 746	674 IRN, STL UNIV. PLATE, SHEET	3 792 827	406 619	227 355
074 TEA AND MATE	808	923	514	675 IRON, STEEL HOOP, STRIP	775 304	152 455	85 099
075 SPICES	3 298	3 502	1 955	676 RAILWAY RAILS ETC IRN, STL	30 915	1 875	878
081 FEEDING STUFF FOR ANIMALS	1 901 963	102 018	56 793	677 IRN, STL WIRE EXCL W ROD	79 491	21 421	11 787
091 MARGARINE AND SHORTENING	125 065	12 819	7 161	678 IRON, STL TUBES, PIPES, ETC	616 101	165 526	92 499
098 EDIBLE PRODUCTS, PREPS NES	231 169	73 496	40 934	679 IRN, STL CASTINGS UNWORKED	63 188	20 608	11 457
111 NON-ALCOHOL BEVERAGES NES	155 900	20 125	11 202	681 SILVER, PLATINUM, ETC	628	44 666	24 535
112 ALCOHOLIC BEVERAGES	2 708 499	466 601	261 942	682 COPPER EXC CEMENT COPPER	561 568	304 486	169 989
121 TOBACCO UNMANUFACTURED, REFUSE	795	535	294	683 NICKEL	15 721	34 409	19 141
122 TOBACCO MFRS	90 112	147 888	82 704	684 ALUMINIUM	1 011 076	523 767	291 210
211 HIDES, SKINS, UNDRESSED	4 409	919	519	685 LEAD	21 292	5 187	2 958
212 FUR SKINS UNDRESSED	34	1 076	594	686 ZINC	95 385	16 724	9 274
222 SEEDS FOR SOFT-FIXED OIL	651 580	73 186	40 284	687 TIN	5 503	4 635	2 579
223 SEEDS FOR OTH FIXED OILS	1 850	618	350	689 NON-FER BASE METALS NES	13 466	23 494	13 162
232 NATURAL RUBBER, GUMS	732	144	79	691 STRUCTURES AND PARTS NES	181 954	138 638	77 370
233 RUBBER, SYNTHETIC, RECLAIMED	236 632	53 889	29 990	692 METAL TANKS, BOXES, ETC	226 869	120 356	66 707
245 FUEL WOOD NES, CHARCOAL	1 835	342	191	693 WIRE PRODUCTS NON ELECTR	357 971	93 180	51 827
246 PULPMOOD, CHIPS, WOODWASTE	9 230	435	246	694 STL COPPER NAILS, NUTS, ETC	145 998	118 830	66 285
247 OTH WOOD ROUGH, SQUARED	37 410	1 899	1 051	695 TOOLS	61 754	211 139	117 989
248 WOOD SHAPED	469 597	35 738	19 841	696 CUTLERY	12 158	58 617	32 745
251 PULP AND WASTE PAPER	153 415	8 182	4 650	697 BASE METAL HOUSEHOLD EQUIP	65 827	62 506	34 687
261 SILK	75	154	90	699 OTHER METAL MANUFACTURES	467 885	573 842	319 889
263 COTTON	57 245	8 112	4 532	700 INDUSTRIAL PLANT, CHAP 84	13 551	52 794	29 057
265 VEG FIBRE, EXCL COTN JUTE	1 399	215	119	703 INDUSTRIAL PLANT, CHAP 85	301	1 941	1 086
266 SYNTHETIC FIBRE TO SPIN	304 478	107 842	60 217	711 STEAM BOILERS & AUX PLNT	3 815	5 627	3 071
267 OTHER MAN-MADE FIBRES	97 033	35 103	19 654	712 STEAM ENGINES, TURBINES	6 567	26 694	14 685
268 WOOL (EXC TOPS), ANML HAIR	8 386	5 615	3 109	713 INTRNL COMBUS PISTN ENGN	1 117 032	770 907	429 992
269 WASTE OF TEXTILE FABRICS	20 304	6 553	3 657	714 ENGINES & MOTORS NES	4 120	269 284	150 760
271 FERTILIZERS, CRUDE	185 671	1 014	579	716 ROTATING ELECTRIC PLANT	89 692	251 429	140 268
273 STONE, SAND AND GRAVEL	332 045	3 255	1 812	718 OTH POWER GENERATING MACHY	61 758	86 874	48 578
274 SULPHUR ETC	1 653 422	30 961	17 360	721 AGRIC MACHY, EXC TRACTORS	171 850	175 256	97 714
277 NATURAL ABRASIVES NES	2 666	1 816	1 011	722 TRACTORS NON-ROAD	175 420	166 125	92 837
278 OTHER CRUDE MINERALS	688 364	13 127	7 317	723 CIVIL ENGINEERING EQUIP ETC	269 716	299 467	167 186
281 IRON ORE, CONCENTRATES	2 802	90	54	724 TEXTILE, LEATHER MACHNRY	89 366	314 607	175 522
282 IRON AND STEEL SCRAP	45 325	4 827	2 720	725 PAPER ETC MILL MACHINERY	38 593	141 696	79 007
287 BASE METAL ORES, CONC NES	86 166	9 441	5 239	726 PRINTG, BKBINDG MACHY, PTS	147 945	629 790	352 251
288 NON-FER METAL SCRAP NES	109 706	16 234	9 055	727 FOOD MACHNRY NON-DOMESTIC	13 400	63 991	35 858
289 PREC METAL ORE, WASTE NES	8 606	6 086	3 452	728 OTH MACHY FOR SPCL INDUS	273 257	834 369	465 594
291 CRUDE ANIMAL MATERIALS NES	20 985	7 340	4 124	736 MACHINE TOOLS FOR METAL	107 083	420 252	235 276
292 CRUDE VEG MATERIALS NES	29 245	37 595	21 231	737 METALWORKING MACHNRY NES	31 638	76 513	42 864
322 COAL, LIGNITE, PEAT	2 053 925	64 504	35 758	741 HEATING, COOLING EQUIPMENT	88 941	219 605	122 779
				742 PUMPS FOR LIQUIDS ETC	54 373	302 064	168 527

7 IMPORTS AND EXPORTS (SPECIAL-TRADE) BY COUNTRIES OF PRODUCTION AND CONSUMPTION AND BY GROUPS OF THE SITC-REV. II 1987

GROUP DESCRIPTION	DT = 100 KG	1 000 DM	1 000 \$	GROUP DESCRIPTION	DT = 100 KG	1 000 DM	1 000 \$
743 PUMPS NES,CENTRIFUGES ETC	156 563	383 319	213 775	291 CRUDE ANIMAL MTRIALS NES	5 189	1 733	957
744 MECHANICAL HANDLING EQU	316 756	429 166	239 401	292 CRUDE VEG MATERIALS NES	1 752	13 609	7 593
745 NONELEC MACHY,TOOLS NES	84 154	421 346	235 414	334 PETROLEUM PRODUCTS,REFIN	897 120	22 657	12 448
749 NONELEC MACH PTS,ACC NES	405 384	786 741	438 477	335 RESIDUAL PETRLM PROD NES	914	308	170
751 OFFICE MACHINES	49 381	307 835	171 585	411 ANIMAL OILS AND FATS	3 352	436	248
752 AUTOMTIC DATA PROC EQUIP	57 813	1 145 537	639 108	512 ALCOHOLS,PHENOLS,ETC	526	427	242
759 OFFICE & ADP MCH PTS,ACC	25 941	517 499	288 221	513 ORGANIC ACIDS,ETC	24 357	16 403	9 055
761 TELEVISION RECEIVERS	30 191	80 565	45 483	514 NITROGEN-FUNCTN COMPOUNDS	20 184	21 893	12 207
762 RADIO BROADCAST RECEIVRS	9 532	136 611	76 260	515 DRG-INORG COMPOUNDS ETC	5 426	51 388	28 982
763 SOUND RECORDRS,PHONOGRPH	41 279	340 203	190 391	516 OTHER ORGANIC CHEMICALS	753	9 148	5 099
764 TELECOM EQPT,PTS,ACC NES	33 722	342 742	191 514	522 INORG ELEMNTS,OXIDES,ETC	402	1 178	102
771 ELECTRIC POWER MACHY NES	70 067	137 666	76 832	523 OTHR INORGANIC CHEMICALS	938	7 264	4 046
772 SWITCHGEAR ETC & PTS NES	112 223	773 583	432 182	533 PIGMENTS,PAINTS,ETC	5 510	6 364	3 537
773 ELECTR DISTRIBUTING MACH	83 551	168 642	93 853	541 MEDICINAL ETC PRODUCTS	23 219	51 376	28 624
774 ELECTRO-MEDCL,XRAY EQUIP	6 010	111 587	62 470	551 ESSENTL OIL,PERFUME,ETC	3 885	17 718	9 668
775 HOUSEHOLD TYPE EQUIP NES	315 507	437 132	243 533	553 PERFUMERY,COSMETICS,ETC	25 181	27 738	15 606
776 TRANSISTORS,VALVES,ETC	24 027	444 078	249 048	554 SOAPS,CLEANING ETC PREPS	7 252	6 703	3 746
778 ELECTRICAL MACHINERY NES	288 113	627 447	350 136	562 FERTILIZERS MANUFACTURED	621 534	13 060	7 273
781 PASS MOTOR VEH EXC BUSES	3 291 152	6 376 719	3 559 311	582 PROD OF CONDENSATION ETC	6 195	20 624	11 441
782 LORRIES,SPCL MTR VEH NES	665 808	807 000	451 717	583 PROD OF POLYMERIZING ETC	23 899	26 998	15 055
783 ROAD MOTOR VEHICLES NES	110 199	149 730	84 194	584 CELLULOSE DERIVATIVES ETC	3 517	2 429	1 357
784 MOTOR VEHCL PTS,ACC NES	2 918 658	3 199 054	1 783 222	585 PLASTIC MATERIALS NES	7 140	5 685	3 160
785 MOTOR & OTHER CYCLES ETC	23 925	37 707	21 025	591 PESTICIDES,DISINFECTANTS	14 986	14 237	7 979
786 VEH NES NONMOTR,TRAILERS	122 894	82 228	45 783	592 STARCH,INULIN,GLUTEN,ETC	7 543	14 569	8 159
791 RAILWAY VEHICLES	13 749	47 257	26 310	598 MISC CHEMICAL PRODS NES	6 657	48 156	27 113
792 AIRCRAFT	9 647	875 577	487 201	611 LEATHER	321	206	114
793 SHIPS AND BOATS	662 643	824 226	463 149	612 LEATHER ETC MANUFACTURES	245	1 103	618
801 INDUSTRIAL PLANT,CHAP 90	755	3 887	2 188	613 FUR SKINS TANNED,DRESSED	19	124	69
812 PLUMB,HEATING,LGHTNG EQU	102 773	132 273	73 947	621 MATERIALS OF RUBBER	17 138	19 286	10 800
821 FURNITURE	773 530	654 942	365 110	625 RUBBER TYRES,TUBES	41 623	27 957	15 527
831 TRAVEL GOODS,HANDBAGS	9 142	20 134	11 239	628 RUBBER ARTICLES NES	11 423	25 263	14 085
842 MENS OUTERWEAR NOT KNIT	12 773	126 853	70 606	634 VENEERS,PLYWOOD,ETC	2 421	233	131
843 WOMENS OUTERWEAR NONKNIT	25 149	340 270	188 474	635 WOOD MANUFACTURES NES	1 925	619	348
844 UNDERWEAR NOT KNIT	2 621	14 371	7 953	641 PAPER AND PAPERBOARD	53 231	5 102	2 835
845 UNDERWEAR KNIT NONELASTC	8 341	89 207	49 369	642 ARTICLES OF PAPER ETC	2 083	1 639	896
846 UNDERWEAR KNITTED	2 979	20 409	11 424	651 TEXTILE YARN AND THREAD	12 517	16 302	9 061
847 TXTL CLTHNG ACCESSRYS NES	5 039	27 445	15 338	652 COTTON FABRICS,WOVEN	7 074	8 402	4 689
848 HEADGEAR,NONTXTL CLOTHNG	4 267	28 791	16 016	653 WOVN MAN-MADE FIB FABRIC	1 870	1 786	1 004
851 FOOTWEAR	20 365	65 558	36 276	654 OTH WOVEN TEXTILE FABRIC	661	3 841	2 166
871 OPTICAL INSTRUMENTS	1 687	46 943	26 174	655 KNIT ETC FABRICS	292	569	315
872 MEDICAL INSTRUMENTS NES	8 437	86 363	48 144	656 LACE,RIBBONS,TULLE,ETC	998	3 301	1 836
873 METERS & COUNTERS NES	1 472	17 366	9 705	657 SPECIAL TEXTILE ETC PROD	4 597	8 344	4 653
874 MEASURING,CONTROLLING INSTR	44 243	686 707	383 393	658 TEXTILE ARTICLES NES	1 595	2 300	1 279
881 PHOTO APPAR & EQUIPT NES	16 584	143 709	80 183	659 FLOOR COVERINGS ETC	2 511	2 630	1 472
882 PHOTO,CINEMA SUPPLIES	130 195	276 761	153 844	661 CEMENT ETC BUILDING PROD	361	117	67
883 DEVELOPED CINEMA FILM	64	711	399	662 CLAY,REFRACTORY BLDG PRD	104 917	11 044	6 198
884 OPTICAL GOODS NES	1 260	76 502	42 711	663 OTH NONMETAL MINERAL MFS	834	6 670	3 727
885 WATCHES AND CLOCKS	15 902	132 145	73 828	664 GLASS	8 002	13 479	7 508
892 PRINTED MATTER	738 058	330 349	186 116	665 GLASSWARE	141	480	252
893 ARTICLES OF PLASTIC NES	593 393	615 364	343 018	666 POTTERY	370	288	161
894 TOYS,SPORTING GOODS,ETC	101 865	135 938	75 723	667 PEARL,PREC-,SEMI-P STONE	*	*	*
895 OFFICE SUPPLIES NES	24 436	101 216	56 298	671 PIG IRON ETC	42	118	68
896 WORKS OF ART ETC	709	139 996	77 645	673 IRON AND STEEL SHAPES	364 829	22 414	12 394
897 GOLD,SILVER WARE,JEWELRY	643	69 058	38 514	674 IRN,STL UNIV,PLATE,SHEET	1 026	115	63
898 MUSICAL INSTRUMENTS,PTS	134 596	369 013	206 371	675 IRON,STEEL HOOP,STRIP	579	65	36
899 OTHER MANUFACTURED GOODS	30 176	92 702	51 733	677 IRN,STL WIRE EXCL W ROD	375	306	172
941 ZOO ANIMALS,PETS	62	378	211	678 IRON,STL TUBES,PIPES,ETC	984	936	526
951 WAR FIREARMS,AMMUNITION	950	5 054	2 806	681 SILVER,PLATINUM,ETC	55	2 124	1 171
961 COIN NONGOLD,NONCURRENT	11	84	45	682 COPPER EXC CEMENT COPPER	382	234	130
971 GOLD,MON MONETARY NES	264	46 970	26 098	683 NICKEL	385	1 402	787
972 GOLD COIN		133	73	684 ALUMINIUM	862	722	408
				689 NON-FER BASE METALS NES	78	57	31
IRELAND				691 STRUCTURES AND PARTS NES	4 746	2 571	1 430
IMPORTS	6 678 556	3 519 987	1 965 933	692 METAL TANKS,BOXES,ETC	484	340	184
001 LIVE ANIMALS	363	476	265	693 WIRE PRODUCTS NON ELECTR	1 874	2 232	1 249
011 MEAT FRESH,CHILLD,FROZEN	163 799	107 312	60 207	694 STL,COPPR NAILS,NUTS,ETC	8 369	8 481	4 780
014 MEAT PREPD,PRSTD,NES ETC	11 478	9 635	5 367	695 TOOLS	8 676	25 825	14 417
022 MILK AND CREAM	84 139	31 389	17 589	696 CUTLERY	318	717	396
023 BUTTER	194 493	122 554	68 394	697 BASE MTL HOUSEHOLD EQUIP	1 003	3 317	1 859
024 CHEESE AND CURD	10 961	7 208	4 018	699 OTHER METAL MANUFACTURES	40 431	40 490	22 638
034 FISH FRESH,CHILLED,FROZN	134 161	18 835	10 483	713 INTRNL COMBUS PISTN ENGN	1 178	7 169	3 959
035 FISH SALTED,DRIED,SMOKED	23 422	6 320	3 626	714 ENGINES & MOTORS NES	296	6 159	3 419
036 SHELL FISH FRESH,FROZEN	660	1 406	779	716 ROTATING ELECTRIC PLANT	5 160	12 239	6 803
037 FISH ETC PREPD,PRSTD NES	18 522	3 902	2 208	718 OTH POWER GENERATG MACHY	34	188	100
043 BARLEY UNMILLED	360 461	15 811	8 951	721 AGRIC MACHY,EXC TRACTORS	949	1 065	584
045 CEREALS NES UNMILLED	29 387	1 543	924	723 CIVIL ENGINEERG EQUIP ETC	4 516	3 022	1 685
048 CEREAL ETC PREPARATIONS	331	209	115	724 TEXTILE,LEATHER MACHNRY	812	1 487	825
054 VEG ETC FRSH,SMPLY PRSTD	423	149	81	725 PAPER ETC MILL MACHINERY	664	2 797	1 641
056 VEGTBLES ETC PRSTD,PREPD	599	795	457	726 PRINTG,BKBINDG MACHY,PTS	581	9 066	5 191
058 FRUIT PRESERVED,PREPARED	156	443	246	727 FOOD MACHRY NON-DOMESTIC	45	265	150
061 SUGAR AND HONEY	675	106	59	728 OTH MACHY FOR SPCL INDUS	3 451	5 575	3 098
062 SUGAR PREPS NON-COCOA	8 702	4 545	2 527	736 MACHINE TOOLS FOR METAL	1 144	2 587	1 443
073 CHOCOLATE AND PRODUCTS	650	175	99	737 METALWORKING MACHNRY NES	262	1 534	865
081 FEEDING STUFF FOR ANIMLS	827	193	106	741 HEATING,COLING EQUIPMNT	7 671	22 501	12 497
098 EDIBLE PRODCTS,PREPS NES	75 453	341 916	189 878	742 PUMPS FOR LIQUIDS ETC	22 260	37 750	21 087
111 NON-ALCOHL BEVERAGES NES	106	71	39	743 PUMPS NES,CENTRIFUGES ETC	2 289	5 315	2 975
112 ALCOHOLIC BEVERAGES	76 836	37 206	20 828	744 MECHANICAL HANDLING EQU	2 603	2 974	1 666
122 TOBACCO MFRS	18 870	33 334	18 591	745 NONELEC MACHY,TOOLS NES	11 723	11 827	6 618
211 HIDES,SKINS,UNDRESSED	8 836	3 194	1 775	749 NONELEC MACH PTS,ACC NES	4 546	15 452	8 595
212 FUR SKINS UNDRESSED	13	239	131	751 OFFICE MACHINES	3	62	35
222 SEEDS FOR SOFT/FIXED OIL	16 049	1 267	776	752 AUTOMTIC DATA PROC EQUIP	18 225	611 465	341 889
233 RUBBER,SYNTHETIC,RECLAIMD	804	399	216	759 OFFICE & ADP MCH PTS,ACC	6 318	292 447	164 455
248 WOOD SHAPED	394	52	30	761 TELEVISION RECEIVERS	75	2 099	1 170
266 SYNTHETIC FIBRE TO SPIN	67 943	20 394	11 363	762 RADIO BROADCAST RECEIVRS	49	513	304
267 OTHER MAN-MADE FIBRES	277	52	30	763 SOUND RECORDRS,PHONOGRPH	129	862	484
268 WOOL(EXC TOPS),ANML HAIR	420	211	115	764 TELECOM EQPT,PTS,ACC NES	1 036	14 258	7 938
273 STONE,SAND AND GRAVEL	969 480	2 339	1 294	771 ELECTRIC POWER MACHY NES	653	8 957	5 023
277 NATURAL ABRASIVES NES	401	35 202	19 597	772 SWITCHGEAR ETC & PTS NES	6 406	64 272	35 870
278 OTHER CRUDE MINERALS	139 670	7 161	3 953	773 ELECTR DISTRIBUTING MACH	27 048	80 915	45 162
282 IRON AND STEEL SCRAP	1 273	168	95	774 ELECTRO-MEDCL,XRAY EQUIP	7	384	221
287 BASE METAL ORES,CONC NES	1 446 945	41 951	23 231	775 HOUSEHOLD TYPE EQUIP NES	42 299	101 768	56 884
288 NONFERR METAL SCRAP NES	45 365	9 035	5 074	776 TRANSISTORS,VALVES,ETC	1 599	121 400	67 861
289 PREC METAL ORE,WASTE NES	232	1 734	972	778 ELECTRICAL MACHINERY NES	2 871	19 930	11 185
				782 LORRIES,SPCL MTR VEH NES	100	149	88
				784 MOTOR VEHCL PTS,ACC NES	22 729	16 219	9 046

7 IMPORTS AND EXPORTS (SPECIAL TRADE) BY COUNTRIES OF PRODUCTION AND CONSUMPTION AND BY GROUPS OF THE SITC-REV. II 1987

GROUP DESCRIPTION	DT * 100 KG	1 000 DM	1 000 \$	GROUP DESCRIPTION	DT * 100 KG	1 000 DM	1 000 \$
785 MOTOR & OTHER CYCLES ETC	230	714	395	592 STARCH, INULIN, GLUTEN, ETC	5 726	1 669	941
786 VEH NES NONMOTR, TRAILERS	4 084	953	529	598 MISC CHEMICAL PRODS NES	36 760	18 843	10 522
791 RAILWAY VEHICLES	148	72	43	611 LEATHER	190	559	310
792 AIRCRAFT	156	1 450	816	612 LEATHER ETC MANUFACTURES	775	1 017	565
793 SHIPS AND BOATS	2 826	5 678	3 203	621 MATERIALS OF RUBBER	21 047	8 387	4 681
812 PLUMB, HEATING, LGHTNG EQU	1 957	592	331	625 RUBBER TYRES, TUBES	4 368	986	552
821 FURNITURE	1 262	3 204	1 798	628 RUBBER ARTICLES NES	1 496	3 443	1 921
831 TRAVEL GOODS, HANDBAGS	777	3 788	2 081	634 VENEERS, PLYWOOD, ETC	37 316	4 248	2 356
842 MENS OUTERWEAR NOT KNIT	905	4 917	2 764	635 WOOD MANUFACTURES NES	9 830	4 299	2 380
843 WOMENS OUTERWEAR NONKNIT	2 931	18 140	10 062	641 PAPER AND PAPERBOARD	142 940	28 507	15 930
844 UNDERWEAR NOT KNIT	56	538	298	642 ARTICLES OF PAPER ETC	60 298	30 905	17 207
845 UNDERWEAR KNIT NONELASTC	957	7 686	4 281	651 TEXTILE YARN AND THREAD	45 806	51 281	28 474
846 UNDERWEAR KNITTED	7 928	15 112	8 415	652 COTTON FABRICS, WOVEN	2 367	5 525	3 061
847 TXTL CLTHNG ACCESRY NES	544	5 179	2 898	653 WOVN MAN-MADE FIB FABRIC	5 280	14 694	8 253
848 HEADGEAR, NONTXTL CLOTHNG	725	2 011	1 137	654 OTH WOVEN TEXTILE FABRIC	3 370	5 901	3 283
851 FOOTWEAR	78	258	148	655 KNIT ETC FABRICS	6 558	19 241	10 717
871 OPTICAL INSTRUMENTS	42	315	186	656 LACE, RIBBONS, TULLE, ETC	76	707	389
872 MEDICAL INSTRUMENTS NES	6 691	48 977	27 238	657 SPECIAL TEXTILE ETC PROD	3 934	7 010	3 926
873 METERS & COUNTERS NES	5	81	47	658 TEXTILE ARTICLES NES	2 079	1 566	865
874 MEASURING, CONTROLLING INSTR	1 974	50 415	28 141	659 FLOOR COVERINGS ETC	1 116	759	424
881 PHOTO APPAR & EQUIPT NES	589	2 907	1 609	661 CEMENT ETC BUILDING PROD	74 979	5 790	3 212
882 PHOTO, CINEMA SUPPLIES	242	2 285	1 256	662 CLAY, REFRACTORY BLDG PROD	22 130	2 672	1 504
884 OPTICAL GOODS NES	923	24 313	13 557	663 OTH NONMETAL MINERAL MFS	7 317	6 813	3 802
885 WATCHES AND CLOCKS	220	617	344	664 GLASS	19 297	11 616	6 497
892 PRINTED MATTER	5 582	28 119	15 741	665 GLASSWARE	18 892	4 897	2 716
893 ARTICLES OF PLASTIC NES	51 666	69 709	38 802	666 POTTERY	354	432	240
894 TOYS, SPORTING GOODS, ETC	16 719	37 305	20 705	667 PEARL, PREC., SEMI-P STONE	*	*	*
895 OFFICE SUPPLIES NES	961	5 778	3 245	671 PIG IRON ETC	1 122	262	149
896 WORKS OF ART ETC	29	715	398	672 IRON, STL PRIMARY FORMS	262	58	33
897 GOLD, SILVER WARE, JEWELRY	382	9 932	5 552	673 IRON AND STEEL SHAPES	20 716	4 559	2 528
898 MUSICAL INSTRUMENTS, PTS	11 136	96 766	53 991	674 IRN, STL UNIV, PLATE, SHEET	18 238	3 373	1 872
899 OTHER MANUFACTURED GOODS	2 441	12 768	7 095	675 IRON, STEEL HOOP, STRIP	24 967	3 638	2 013
971 GOLD, NON MONETARY NES	4	264	145	676 RAILWAY RAILS ETC IRN, STL	1 361	646	354
				677 IRN, STL WIRE EXCL W ROD	15 972	4 111	2 279
				678 IRON, STL TUBES, PIPES, ETC	14 635	4 358	2 417
				679 IRN, STL CASTINGS UNWORKE	5 992	1 466	814
				681 SILVER, PLATINUM, ETC	29	264	148
				682 COPPER EXC CEMENT COPPER	21 085	12 826	7 157
				683 NICKEL	1 529	3 405	1 895
				684 ALUMINIUM	56 390	33 039	18 327
				686 ZINC	2 137	384	214
				689 NON-FER BASE METALS NES	52	344	191
				691 STRUCTURES AND PARTS NES	6 055	3 262	1 822
				692 METAL TANKS, BOXES, ETC	10 764	9 989	5 607
				693 WIRE PRODUCTS NON ELECTR	4 336	2 693	1 503
				694 STL, COPPR NAILS, NUTS, ETC	15 272	10 058	5 621
				695 TOOLS	6 063	12 537	6 986
				696 CUTLERY	559	2 522	1 391
				697 BASE MTL HOUSEHOLD EQUIP	4 072	3 853	2 150
				699 OTHER METAL MANUFACTURES	27 416	30 534	17 001
				711 STEAM BOILERS & AUX PLNT	352	1 191	661
				712 STEAM ENGINES, TURBINES	2	93	51
				713 INTRNL COMBUS PISTN ENGN	886	3 058	1 699
				714 ENGINES & MOTORS NES	66	5 135	2 816
				716 ROTATING ELECTRIC PLANT	3 860	5 947	3 311
				718 OTH POWER GENERATG MACHY	53	474	263
				721 AGRIC MACHY, EXC TRACTORS	12 330	11 424	6 328
				722 TRACTORS NON-ROAD	2 832	3 090	1 754
				723 CIVIL ENGINEERG EQUIP ETC	3 703	4 272	2 360
				724 TEXTILE, LEATHER MACHNRY	3 884	16 691	9 341
				725 PAPER ETC MILL MACHINERY	867	3 514	1 947
				726 PRINTG, BKBINDG MACHY, PTS	2 413	9 470	5 232
				727 FOOD MACHRY NON-DOMESTIC	2 509	15 639	8 637
				728 OTH MACHY FOR SPCL INDUS	14 916	46 087	25 823
				736 MACHINE TOOLS FOR METAL	3 681	12 913	7 219
				737 METALWORKING MACHNRY NES	589	2 490	1 380
				741 HEATING, COOLING EQUIPMNT	8 253	17 755	9 867
				742 PUMPS FOR LIQUIDS ETC	18 926	22 264	12 393
				743 PUMPS NES, CENTRIFUGES ETC	6 420	18 438	10 176
				744 MECHANICAL HANDLING EQU	6 543	11 569	6 450
				745 NONELEC MACHY, TOOLS NES	9 647	24 819	13 767
				749 NONELEC MACHY PTS, ACC NES	7 424	33 403	18 551
				751 OFFICE MACHINES	1 181	5 821	3 206
				752 AUTOMATIC DATA PROC EQUIP	13 008	420 539	233 366
				759 OFFICE & ADP MCH PTS, ACC	9 173	129 963	72 336
				761 TELEVISION RECEIVERS	1 590	5 484	3 087
				762 RADIO BROADCAST RECEIVRS	371	2 222	1 244
				763 SOUND RECORDRS, PHONOGRPH	363	3 157	1 780
				764 TELECOM EQPT, PTS, ACC NES	1 053	17 193	9 570
				771 ELECTRIC POWER MACHY NES	4 286	14 511	8 051
				772 SWITCHGEAR ETC & PTS NES	11 093	58 427	32 670
				773 ELECTR DISTRIBUTING MACH	32 203	35 684	19 558
				774 ELECTRO-MEDCL, XRAY EQUIP	895	12 956	7 272
				775 HOUSEHOLD TYPE EQUIP NES	34 195	50 537	28 194
				776 TRANSISTORS, VALVES, ETC	1 026	25 245	14 147
				778 ELECTRICAL MACHINERY NES	3 435	13 662	7 639
				781 PASS MOTOR VEH EXC BUSES	71 497	106 427	59 698
				782 LORRIES, SPCL MTR VEH NES	7 966	10 216	5 721
				783 ROAD MOTOR VEHICLES NES	1 566	2 140	1 198
				784 MOTOR VEHCL PTS, ACC NES	10 190	23 279	12 952
				785 MOTOR & OTHER CYCLES ETC	4 420	4 714	2 657
				786 VEH NES NONMOTR, TRAILERS	3 182	2 039	1 136
				791 RAILWAY VEHICLES	258	668	376
				792 AIRCRAFT	34	201	112
				793 SHIPS AND BOATS	22 998	9 000	5 253
				812 PLUMB, HEATING, LGHTNG EQU	6 183	4 787	2 663
				821 FURNITURE	16 642	15 170	8 442
				831 TRAVEL GOODS, HANDBAGS	609	1 270	708
				842 MENS OUTERWEAR NOT KNIT	886	9 202	5 100
				843 WOMENS OUTERWEAR NONKNIT	4 651	49 361	27 203
				844 UNDERWEAR NOT KNIT	96	1 055	592
				845 OUTERWEAR KNIT NONELASTC	856	13 737	7 542
				846 UNDERWEAR KNITTED	434	1 957	1 097
				847 TXTL CLTHNG ACCESRY NES	462	3 230	1 803
				848 HEADGEAR, NONTXTL CLOTHNG	187	2 504	1 398
EXPORTS	6 844 834	2 309 411	1 285 998				
011 MEAT FRESH, CHILLD, FROZEN	408	239	135	681 SILVER, PLATINUM, ETC	29	264	148
012 MEAT DRIED SALTED, SMOKED	668	427	246	682 COPPER EXC CEMENT COPPER	21 085	12 826	7 157
014 MEAT PREPD, PRSVD, NES ETC	230	194	112	683 NICKEL	1 529	3 405	1 895
024 CHEESE AND CURD	3 596	2 657	1 481	684 ALUMINIUM	56 390	33 039	18 327
037 FISH ETC PREPD PRSVD NES	1 740	809	455	686 ZINC	2 137	384	214
041 WHEAT ETC UNMILLED	125 190	8 260	4 582	689 NON-FER BASE METALS NES	52	344	191
045 CEREALS NES UNMILLED	15 584	728	400	691 STRUCTURES AND PARTS NES	6 055	3 262	1 822
046 CEREAL ETC PREPARATIONS	8 699	5 137	2 871	692 METAL TANKS, BOXES, ETC	10 764	9 989	5 607
054 VEG ETC FRSH, SMPLY PRSVD	14 619	1 952	1 089	693 WIRE PRODUCTS NON ELECTR	4 336	2 693	1 503
056 VEGETABLES ETC PRSVD, PREPD	5 147	1 459	804	694 STL, COPPR NAILS, NUTS, ETC	15 272	10 058	5 621
057 FRUIT, NUTS, FRESH, DRIED	4 841	619	341	695 TOOLS	6 063	12 537	6 986
058 FRUIT PRESERVED, PREPARED	19 846	1 858	1 016	696 CUTLERY	559	2 522	1 391
061 SUGAR AND HONEY	7 483	966	538	697 BASE MTL HOUSEHOLD EQUIP	4 072	3 853	2 150
062 SUGAR PREPS NON-COCOA	728	305	170	699 OTHER METAL MANUFACTURES	27 416	30 534	17 001
071 COFFEE AND SUBSTITUTES	1 751	4 112	2 276	711 STEAM BOILERS & AUX PLNT	352	1 191	661
073 CHOCOLATE AND PRODUCTS	1 763	1 302	725	712 STEAM ENGINES, TURBINES	2	93	51
075 SPICES	650	405	226	713 INTRNL COMBUS PISTN ENGN	886	3 058	1 699
081 FEEDING STUFF FOR ANIMLS	235 683	10 716	5 912	714 ENGINES & MOTORS NES	66	5 135	2 816
091 MARGARINE AND SHORTENING	831	76	42	716 ROTATING ELECTRIC PLANT	3 860	5 947	3 311
098 EDIBLE PRODCTS, PREPS NES	18 005	4 590	2 551	718 OTH POWER GENERATG MACHY	53	474	263
111 NON-ALCOHL BEVERAGES NES	928	266	161	721 AGRIC MACHY, EXC TRACTORS	12 330	11 424	6 328
112 ALCOHOLIC BEVERAGES	134 041	14 378	8 051	722 TRACTORS NON-ROAD	2 832	3 090	1 754
122 TOBACCO MFRS	492	1 877	1 039	723 CIVIL ENGINEERG EQUIP ETC	3 703	4 272	2 360
212 FUR SKINS UNRESSED	4	114	62	724 TEXTILE, LEATHER MACHNRY	3 884	16 691	9 341
222 SEEDS FOR SOFT/FIXED OIL	464	228	123	725 PAPER ETC MILL MACHINERY	867	3 514	1 947
233 RUBBER, SYNTHETIC, RECLAIMD	17 388	3 082	1 716	726 PRINTG, BKBINDG MACHY, PTS	2 413	9 470	5 232
248 WOOD SHAPED	3 880	376	210	727 FOOD MACHRY NON-DOMESTIC	2 509	15 639	8 637
251 PULP AND WASTE PAPER	13 983	1 789	1 002	728 OTH MACHY FOR SPCL INDUS	14 916	46 087	25 823
266 SYNTHETIC FIBRE TO SPIN	36 777	11 681	6 507	736 MACHINE TOOLS FOR METAL	3 681	12 913	7 219
267 OTHER MAN-MADE FIBRES	42 073	3 984	2 205	737 METALWORKING MACHNRY NES	589	2 490	1 380
269 WASTE OF TEXTILE FABRICS	709	347	199	741 HEATING, COOLING EQUIPMNT	8 253	17 755	9 867
273 STONE, SAND AND GRAVEL	2 817	93	49	742 PUMPS FOR LIQUIDS ETC	18 926	22 264	12 393
274 SULPHUR ETC	545	55	30	743 PUMPS NES, CENTRIFUGES ETC	6 420	18 438	10 176
277 NATURAL ABRASIVES NES	788	250	136	744 MECHANICAL HANDLING EQU	6 543	11 569	6 450
278 OTHER CRUDE MINERALS	190 429	2 584	1 440	745 NONELEC MACHY, TOOLS NES	9 647	24 819	13 767
287 BASE METAL ORES, CONC NES	36 770	796	438	749 NONELEC MACHY PTS, ACC NES	7 424	33 403	18 551
288 NONFER METAL SCRAP NES	451	65	35	751 OFFICE MACHINES	1 181	5 821	3 206
291 CRUDE ANIMAL MTRIALS NES	313	252	139	752 AUTOMATIC DATA PROC EQUIP	13 008	420 539	233 366
292 CRUDE VEG MATERIALS NES	3 573	2 559	1 431	759 OFFICE & ADP MCH PTS, ACC	9 173	129 963	72 336
323 BRIQUETS, COKE, SEMI-COKE	350 002	8 207	4 518	761 TELEVISION RECEIVERS	1 590	5 484	3 087
334 PETROLEUM PRODUCTS, REFIN	11 485	2 236	1 247	762 RADIO BROADCAST RECEIVRS	371	2 222	1 244
335 RESIDUAL PETRLM PROD NES	4 873	671	384	763 SOUND RECORDRS, PHONOGRPH	363	3 157	1 780
411 ANIMAL OILS AND FATS	7 728	869	479	764 TELECOM EQPT, PTS, ACC NES	1 053	17 193	9 570
423 FIXED VEG OILS, SOFT	30 763	1 967	1 123	771 ELECTRIC POWER MACHY NES	4 286	14 511	8 051

7 IMPORTS AND EXPORTS (SPECIAL TRADE) BY COUNTRIES OF PRODUCTION AND CONSUMPTION AND BY GROUPS OF THE SITC-REV. II 1987

GROUP DESCRIPTION	DT = 100 KG	1 000 DM	1 000 \$	GROUP DESCRIPTION	DT = 100 KG	1 000 DM	1 000 \$
851 FOOTWEAR	767	4 040	2 249	583 PROD OF POLYMERIZING ETC	130 121	40 960	22 780
871 OPTICAL INSTRUMENTS	8	526	291	584 CELLULOSE DERIVATIVES ETC	3 621	1 903	1 050
872 MEDICAL INSTRUMENTS NES	899	5 128	2 868	585 PLASTIC MATERIALS NES	975	3 804	2 094
873 METERS & COUNTERS NES	135	1 456	833	591 PESTICIDES, DISINFECTANTS	22 742	10 407	5 985
874 MEASURING, CONTROLLING INSTR	1 471	22 131	12 422	592 STARCH, INULIN, GLUTEN, ETC	113 749	20 077	11 137
881 PHOTO APPAR & EQUIP NES	628	3 383	1 857	598 MISC CHEMICAL PRODS NES	311 984	40 078	22 324
882 PHOTO, CINEMA SUPPLIES	4 405	7 547	4 178	611 LEATHER	1 168	5 986	3 341
884 OPTICAL GOODS NES	462	20 701	11 533	612 LEATHER ETC MANUFACTURES	856	1 736	967
885 WATCHES AND CLOCKS	251	2 314	1 281	613 FUR SKINS TANNED, DRESSED	128	1 503	831
892 PRINTED MATTER	2 803	4 463	2 481	621 MATERIALS OF RUBBER	17 666	10 882	6 092
893 ARTICLES OF PLASTIC NES	34 966	31 067	17 372	625 RUBBER TYRES, TUBES	34 608	10 324	5 742
894 TOYS, SPORTING GOODS, ETC	3 519	3 519	1 955	628 RUBBER ARTICLES NES	7 197	14 120	7 895
895 OFFICE SUPPLIES NES	1 017	3 199	1 778	633 CORK MANUFACTURES	471	189	104
896 WORKS OF ART ETC		220	120	634 VENEERS, PLYWOOD, ETC	97 916	20 275	11 693
897 GOLD, SILVER WARE, JEWELRY	73	2 341	1 302	635 WOOD MANUFACTURES NES	343 437	114 673	64 104
898 MUSICAL INSTRUMENTS, PTS	2 435	7 293	4 082	641 PAPER AND PAPERBOARD	499 600	81 384	28 640
899 OTHER MANUFACTURED GOODS	1 935	6 245	3 491	642 ARTICLES OF PAPER ETC	343 050	65 184	36 320
951 WAR FIREARMS, AMMUNITION	36	132	78	651 TEXTILE YARN AND THREAD	64 196	73 522	40 832
				652 COTTON FABRICS, WOVEN	5 255	11 300	6 291
DENMARK				653 WOVN MAN-MADE FIB FABRIC	4 289	11 257	6 275
IMPORTS	46 797 694	7 669 804	4 283 175	654 OTH WOVN TEXTILE FABRIC	3 215	7 472	4 154
001 LIVE ANIMALS	20 894	7 260	4 049	655 KNIT ETC FABRICS	871	2 363	1 342
011 MEAT FRESH, CHILLED, FROZEN	916 250	433 811	241 420	656 LACE, RIBBONS, TULLE, ETC	84	372	213
012 MEAT DRIED, SALTED, SMOKED	6 037	6 705	3 736	657 SPECIAL TEXTILE ETC PROD	14 263	11 635	6 495
014 MEAT PREPD, PRSVD, NES ETC	124 283	73 868	41 199	658 TEXTILE ARTICLES NES	5 162	14 049	7 846
022 MILK AND CREAM	154 644	17 777	9 850	659 FLOOR COVERINGS ETC	77 600	60 058	33 465
023 BUTTER	86 964	63 685	35 397	661 CEMENT ETC BUILDING PROD	308 969	13 040	7 254
024 CHEESE AND CURD	332 326	262 404	146 198	662 CLAY, REFRACTORY BLDG PRD	473 991	12 159	6 768
025 EGGS, BIRDS, FRESH, PRSVD	1 555	949	529	663 OTH NONMETAL MINERAL MFS	1 170 032	48 597	27 185
034 FISH FRESH, CHILLED, FROZEN	933 601	330 446	184 216	664 GLASS	55 353	5 150	2 864
035 FISH SALTED, DRIED, SMOKED	39 242	82 797	47 592	665 GLASSWARE	76 950	11 269	6 321
036 SHELL FISH FRESH, FROZEN	60 317	8 445	4 693	666 POTTERY	5 543	11 802	6 624
037 FISH ETC PREPD PRSVD NES	116 372	88 386	49 409	667 PEARL, PREC., SEMI-P STONE			
041 WHEAT ETC UNMILLED	1 700 153	72 444	41 900	671 PIG IRON ETC	379	61	33
043 BARLEY UNMILLED	4 161 920	196 222	110 610	672 IRON, STL PRIMARY FORMS	14 686	943	527
045 CEREALS NES UNMILLED	940 713	41 352	23 852	673 IRON AND STEEL SHAPES	387 885	27 663	15 351
048 CEREAL ETC PREPARATIONS	268 761	62 406	34 625	674 IRN, STL UNIV, PLATE, SHEET	1 178 945	74 810	41 552
054 VEG ETC FRSH, SMPLY PRSVD	1 248 530	105 886	58 993	675 IRON, STEEL HOOP, STRIP	24 421	2 970	1 657
056 VEGETABLES ETC PRSVD, PREPD	42 384	14 131	7 849	676 RAILWAY RAILS ETC IRN, STL	5 025	404	224
057 FRUIT, NUTS, FRESH, DRIED	18 866	2 934	1 624	677 IRN, STL WIRE EXCL W ROD	10 404	2 630	1 456
058 FRUIT PRESERVED, PREPARED	89 978	19 796	11 008	678 IRON, STL TUBES, PIPES, ETC	162 887	44 119	24 651
061 SUGAR AND HONEY	510 549	17 533	9 802	679 IRN, STL CASTINGS UNWORKE	53 829	11 113	6 158
062 SUGAR PREPS NON-COCO	15 670	10 408	5 785	681 SILVER, PLATINUM, ETC	13	523	290
071 COFFEE AND SUBSTITUTES	85	99	54	682 COPPER EXC CEMENT COPPER	19 826	6 442	3 575
073 CHOCOLATE AND PRODUCTS	15 827	9 811	5 436	683 NICKEL	49	79	42
075 SPICES	923	952	527	684 ALUMINIUM	185 507	80 427	44 683
081 FEEDING STUFF FOR ANIMLS	1 120 947	33 033	18 363	687 TIN	77	183	100
091 MARGARINE AND SHORTENING	27 440	2 458	1 373	689 NON-FER BASE METALS NES	1 532	741	409
098 EDIBLE PRODUCTS, PREPS NES	110 838	35 866	19 951	691 STRUCTURES AND PARTS NES	142 436	75 464	42 239
111 NON-ALCOHOL BEVERAGES NES	8 769	976	543	692 METAL TANKS, BOXES, ETC	15 995	7 589	4 218
112 ALCOHOLIC BEVERAGES	781 427	108 911	60 971	693 WIRE PRODUCTS NON ELECTR	1 736	817	451
121 TOBACCO UNMFACTRD, REFUSE	166	85	49	694 STL, COPPR NAILS, NUTS, ETC	43 467	14 909	8 327
122 TOBACCO MFRS	24 510	74 387	41 551	695 TOOLS	6 568	20 145	11 200
211 HIDES, SKINS, UNDRESSED	12 835	4 834	2 717	696 CUTLERY	189	984	545
212 FUR SKINS UNDRESSED	2 326	141 543	78 719	697 BASE MTL HOUSEHOLD EQUIP	34 874	33 470	18 791
222 SEEDS FOR SOFT/FIXED OIL	1 244 079	123 452	67 820	699 OTHER METAL MANUFACTURES	122 112	67 319	37 539
223 SEEDS FOR OTH FIXED OILS	8 392	1 811	1 015	711 STEAM BOILERS & AUX PLNT	31 407	16 982	9 481
233 RUBBER, SYNTHETIC, RECLAIMD	7 255	851	462	712 STEAM-ENGINES, TURBINES	170	1 720	938
244 CORK RAW AND WASTE	580	243	136	713 INTRNL COMBUS PISTN ENGN	8 046	14 825	8 323
246 PULPMOOD, CHIPS, WOODWASTE	118 923	1 218	674	714 ENGINES & MOTORS NES	1 741	11 725	6 625
247 OTH WOOD ROUGH, SQUARED	32 599	1 267	706	716 ROTATING ELECTRIC PLANT	75 634	58 614	32 702
248 WOOD SHAPED	105 462	8 054	4 479	718 OTH POWER GENERATG MACHY	7 964	22 766	12 661
251 PULP AND WASTE PAPER	572 937	19 735	11 003	721 AGRIC MACHY, EXC TRACTORS	69 900	62 810	34 806
263 COTTON	2 571	260	146	722 TRACTORS NON-ROAD	5 885	1 882	1 038
266 SYNTHETIC FIBRE TO SPIN	72 052	22 166	12 345	723 CIVIL ENGINEERG EQUIP ETC	12 015	10 402	5 821
267 OTHER MAN-MADE FIBRES	4 734	154	85	724 TEXTILE, LEATHER MACHNRY	7 906	18 908	10 563
268 WOOL (EXC TOPS), ANML HAIR	536	517	285	725 PAPER ETC MILL MACHINERY	7 845	11 062	6 162
269 WASTE OF TEXTILE FABRICS	3 963	336	186	726 PRINTG, BKBINDG MACHY, PTS	6 086	19 421	10 825
273 STONE, SAND AND GRAVEL	7 219 491	13 515	7 538	727 FOOD MACHRY NON-DOMESTIC	5 982	13 985	7 789
274 SULPHUR ETC	42 569	271	150	728 OTH MACHY FOR SPCL INDUS	24 536	61 843	34 492
278 OTHER CRUDE MINERALS	748 566	8 848	4 934	736 MACHINE TOOLS FOR METAL	15 131	22 639	12 604
281 IRON ORE, CONCENTRATES	13 914	111	61	737 METALWORKING MACHNRY NES	5 453	11 405	6 347
282 IRON AND STEEL SCRAP	1 474 391	23 303	13 152	741 HEATING, COOLING EQUIPMNT	37 589	84 228	46 951
287 BASE METAL ORES, CONC NES	7 344	386	226	742 PUMPS FOR LIQUIDS ETC	179 240	109 126	60 760
288 NONFER METAL SCRAP NES	413 792	62 866	35 184	743 PUMPS NES, CENTRIFUGES ETC	127 962	104 900	58 595
289 PREC METAL ORE, WASTE NES	175	7 728	4 336	744 MECHANICAL HANDLING EQU	48 402	52 251	29 219
291 CRUDE ANIMAL MTRIALS NES	220 609	43 277	24 074	745 NONELEC MACHY, TOOLS NES	26 184	63 977	35 835
292 CRUDE VEG MATERIALS NES	585 074	257 928	144 922	749 NONELEC MACH PTS, ACC NES	63 111	177 646	99 056
333 CRUDE PETROLEUM	693 122	15 264	8 215	751 OFFICE MACHINES	1 191	6 009	3 391
334 PETROLEUM PRODUCTS, REFIN	4 802 780	125 471	69 610	752 AUTOMATIC DATA PROC EQUIP	3 204	67 484	37 684
335 RESIDUAL PETRLM PROD NES	265 123	10 009	5 560	759 OFFICE & ADP MCH PTS, ACC	1 592	25 730	14 353
351 ELECTRIC ENERGY, MWH				761 TELEVISION RECEIVERS	2 059	10 930	6 164
411 ANIMAL OILS AND FATS	243 853	11 346	6 273	762 RADIO BROADCAST RECEIVRS	782	5 043	2 861
423 FIXED VEG OILS, SOFT	81 805	4 460	2 505	763 SOUND RECORDRS, PHONOGRPH	942	10 012	5 581
424 FIXED VEG OIL NONSOFT	45 581	5 574	3 104	764 TELECOM EQPT, PTS, ACC NES	26 146	106 613	59 845
431 PROCESD ANML VEG OIL, ETC	124 255	13 255	7 350	771 ELECTRIC POWER MACHY NES	2 755	9 029	5 047
511 HYDROCARBONS NES, DERIVS	6 736	788	434	772 SWITCHGEAR ETC & PTS NES	4 597	38 522	21 460
512 ALCOHOLS, PHENOLS, ETC	3 299	538	299	773 ELECTR DISTRIBUTING MACH	3 088	4 647	2 585
513 ORGANIC ACIDS, ETC	46 476	9 242	5 179	774 ELECTRO-MEDCL, XRAY EQUIP	1 464	18 504	10 314
514 NITROGEN-FUNCTN COMPOUNDS	4 137	2 742	1 536	775 HOUSEHOLD TYPE EQUIP NES	33 585	28 285	15 714
515 ORG-INORG COMPOUNDS ETC	6 594	6 824	3 835	776 TRANSISTORS, VALVES, ETC	298	7 445	4 136
516 OTHER ORGANIC CHEMICALS	30 000	32 454	18 086	778 ELECTRICAL MACHINERY NES	19 102	33 350	18 690
522 INORG ELEMNTS, OXIDES, ETC	37 142	3 412	1 892	781 PASS MOTOR VEH EXC BUSES	13 873	21 833	12 159
523 OTHR INORGANIC CHEMICALS	8 335	1 289	725	782 LORRIES, SPCL MTR VEH NES	12 143	8 907	4 966
531 SYNT DYE, NAT INDOG, LAKES	7 262	12 329	6 871	783 ROAD MOTOR VEHICLES NES	1 761	1 566	869
532 DYES NES, TANNING PRODS	560	164	92	784 MOTOR VEHCL PTS, ACC NES	93 217	62 172	34 691
533 PIGMENTS, PAINTS, ETC	60 612	32 127	17 688	785 MOTOR & OTHER CYCLES ETC	1 120	1 952	1 088
541 MEDICINAL ETC PRODUCTS	12 772	117 204	65 449	786 VEH NES NONMOTR, TRAILERS	58 459	31 415	17 448
551 ESSENTL OIL, PERFUME, ETC	275	849	470	791 RAILWAY VEHICLES	5 270	4 776	2 632
553 PERFUMERY, COSMETICS, ETC	2 491	4 898	2 727	792 AIRCRAFT	462	5 630	3 120
554 SOAPS, CLEANING ETC PREPS	61 322	10 432	5 791	793 SHIPS AND BOATS	68 464	22 451	12 453
562 FERTILIZERS MANUFACTURED	2 317 704	42 276	23 439	812 PLUMB, HEATING, LGHTNG EQU	70 192	42 595	23 802
582 PROD OF CONDENSATION ETC	89 378	25 090	14 017	821 FURNITURE	467 207	383 942	215 126
				831 TRAVEL GOODS, HANDBAGS	3 340	4 688	2 659
				842 MENS OUTERWEAR NOT KNIT	4 441	22 009	12 290

7 IMPORTS AND EXPORTS (SPECIAL TRADE) BY COUNTRIES OF PRODUCTION AND CONSUMPTION AND BY GROUPS OF THE SITC-REV. II 1987

GROUP DESCRIPTION	DT * 100 KG	1 000 DM	1 000 \$	GROUP DESCRIPTION	DT * 100 KG	1 000 DM	1 000 \$
843 WOMENS OUTERWEAR NONKNIT	4 880	32 360	17 960	512 ALCOHOLS, PHENOLS, ETC	318 980	48 688	27 111
844 UNDERWEAR NOT KNIT	737	2 664	1 488	513 ORGANIC ACIDS, ETC	191 549	39 284	21 904
845 UNDERWEAR KNIT NONELASTC	11 797	78 785	44 146	514 NITROGEN-FUNCTN COMPOUNDS	67 297	22 675	12 657
846 UNDERWEAR KNITTED	3 014	21 188	11 854	515 ORG-INORG COMPOUNDS ETC	17 020	22 282	12 477
847 TXTL CLTHNG ACCESSRYS NES	466	2 348	1 334	516 OTHER ORGANIC CHEMICALS	188 128	20 226	11 272
848 HEADGEAR, NONTXTL CLOTHING	1 580	4 824	2 714	522 INORG ELEMNTS, OXIDES, ETC	2 907 972	94 891	52 849
851 FOOTWEAR	6 259	32 188	17 884	523 OTHR INORGANIC CHEMICALS	1 039 103	53 496	29 746
871 OPTICAL INSTRUMENTS	96	2 968	1 666	524 RADIOACTIVE ETC MATERIAL	15	1 805	1 004
872 MEDICAL INSTRUMENTS NES	11 265	43 841	24 488	531 SYNT DYE, NAT INDGO, LAKES	21 575	41 344	23 058
873 METERS & COUNTERS NES	188	1 598	898	532 CYES NES, TANNING PRODS	2 703	2 122	1 189
874 MEASURNG, CONTROLNG INSTR	7 933	110 127	61 591	533 PIGMENTS, PAINTS, ETC	175 190	85 638	47 668
881 PHOTO APPAR & EQUIPT NES	5 409	33 496	18 744	541 MEDICINAL ETC PRODUCTS	29 317	141 843	78 975
882 PHOTO, CINEMA SUPPLIES	697	3 667	2 103	551 ESSENTL OIL, PERFUME, ETC	4 111	5 714	3 171
883 DEVELOPED CINEMA FILM	52	387	215	553 PERFUMERY, COSMETICS, ETC	21 599	23 140	12 871
884 OPTICAL GOODS NES	83	3 005	1 674	554 SOAPS, CLEANING ETC PREPS	203 570	48 404	26 916
885 WATCHES AND CLOCKS	511	2 614	1 472	562 FERTILIZERS MANUFACTURED	902 667	27 198	15 028
892 PRINTED MATTER	28 317	45 722	25 536	572 EXPLOSIVES, PYROTECH PROD	2 293	3 688	2 062
893 ARTICLES OF PLASTIC NES	134 413	126 290	70 363	582 PROD OF CONDENSATION ETC	297 735	152 980	85 189
894 TOYS, SPORTING GOODS, ETC	45 006	119 110	66 780	583 PROD OF POLYMERIZING ETC	1 999 389	345 335	192 225
895 OFFICE SUPPLIES NES	1 408	2 849	1 584	584 CELLULOSE DERIVATIVES ETC	16 749	14 570	8 131
896 WORKS OF ART ETC	8 994	26 898	15 023	585 PLASTIC MATERIALS NES	18 922	8 304	4 622
897 GOLD, SILVER WARE, JEWELRY	129	4 673	2 615	591 PESTICIDES, DISINFECTANTS	39 368	53 618	29 725
898 MUSICAL INSTRUMENTS, PTS	7 926	41 909	23 302	592 STARCH, INULIN, GLUTEN, ETC	129 328	24 590	13 653
899 OTHER MANUFACTURED GOODS	11 021	35 294	19 838	598 MISC CHEMICAL PRODS NES	570 772	117 497	65 441
941 ZOO ANIMALS, PETS	233	2 081	1 155	611 LEATHER	2 163	9 826	5 543
951 WAR FIREARMS, AMMUNITION	116	143	77	612 LEATHER ETC MANUFACTURES	3 473	7 687	4 273
971 GOLD, NON MONETARY NES	38	1 960	1 101	613 FUR SKINS TANNED, DRESSED	271	6 040	3 345
				621 MATERIALS OF RUBBER	29 992	24 216	13 500
EXPORTS	42 114 283	11 164 979	6 228 076	625 RUBBER TYRES, TUBES	75 575	51 268	28 533
001 LIVE ANIMALS	1 794	3 025	1 684	628 RUBBER ARTICLES NES	12 924	31 190	17 384
011 MEAT FRESH, CHILDL, FROZEN	130 565	80 341	44 888	633 CORK MANUFACTURES	1 566	1 726	958
012 MEAT DRIED, SALTED, SMOKED	612	951	529	634 VENEERS, PLYWOOD, ETC	915 835	93 203	51 895
014 MEAT PREPD, PRSVD, NES ETC	23 008	14 689	8 175	635 WOOD MANUFACTURES NES	124 785	21 826	12 151
022 MILK AND CREAM	175 835	45 569	25 467	641 PAPER AND PAPERBOARD	773 756	150 923	84 045
023 BUTTER	13 299	5 305	2 896	642 ARTICLES OF PAPER ETC	311 461	108 126	60 307
024 CHEESE AND CURD	14 021	9 160	5 101	651 TEXTILE YARN AND THREAD	216 043	169 267	94 270
025 EGGS, BIRDS, FRESH, PRSVD	8 728	1 865	1 029	652 COTTON FABRICS, WOVEN	25 840	46 695	26 093
034 FISH FRESH, CHILLED, FROZN	65 702	16 535	9 233	653 WOVN MAN-MADE FIB FABRIC	23 976	60 024	33 570
035 FISH SALTED, DRIED, SMOKED	172	359	212	654 OTH WOVEN TEXTILE FABRIC	3 362	7 984	4 423
036 SHELL FISH FRESH, FROZEN	12 583	2 605	1 430	655 KNIT ETC FABRICS	7 409	18 131	10 169
037 FISH ETC PREPD PRSVD NES	6 047	5 613	3 157	656 LACE, RIBBONS, TULLE, ETC	2 404	9 424	5 271
041 WHEAT ETC UNMILLED	202 312	9 973	5 630	657 SPECIAL TEXTILE ETC PROD	64 125	77 738	43 333
042 RICE	102 277	18 337	10 203	658 TEXTILE ARTICLES NES	22 971	26 891	14 940
043 BARLEY UNMILLED	197 792	7 481	4 050	659 FLOOR COVERINGS ETC	43 118	33 889	18 838
044 MAIZE UNMILLED	185 566	12 474	6 884	661 CEMENT ETC BUILDING PROD	387 716	12 485	6 975
045 CEREALS NES UNMILLED	221 955	11 215	6 255	662 CLAY, REFRACTORY BLDG PRD	304 895	30 984	17 253
046 WHEAT ETC MEAL OR FLOUR	54 834	3 674	2 053	663 OTH NONMETAL MINERAL MFS	294 316	45 696	25 433
047 OTHER CEREAL MEALS, FLOUR	327 838	21 854	12 185	664 GLASS	105 660	34 644	19 310
048 CEREAL ETC PREPARATIONS	271 130	54 411	30 271	665 GLASSWARE	143 037	31 138	17 362
054 VEG ETC FRSH, SMPLY PRSVD	881 045	34 227	18 912	666 POTTERY	31 244	19 939	11 127
056 VEGETABLES ETC PRSVD, PREPD	73 517	13 461	7 541	667 PEARL, PREC-, SEMI-P STONE			
057 FRUIT, NUTS, FRESH, DRIED	341 819	48 188	26 974	671 PIG IRON ETC	35 078	3 974	2 212
058 FRUIT PRESERVED, PREPARED	213 693	42 698	23 812	672 IRON, STL PRIMARY FORMS	127 096	9 029	5 035
061 SUGAR AND HONEY	233 497	19 388	10 818	673 IRON AND STEEL SHAPES	633 393	73 081	40 753
062 SUGAR PREPS NON-COCOA	13 000	6 990	3 900	674 IRN, STL UNIV, PLATE, SHEET	1 168 447	126 003	70 251
071 COFFEE AND SUBSTITUTES	56 444	41 817	23 348	675 IRON, STEEL HOOP, STRIP	314 170	51 585	28 841
072 COCOA	15 468	6 501	3 638	676 RAILWAY RAILS ETC IRN, STL	27 004	4 098	2 284
073 CHOCOLATE AND PRODUCTS	50 784	37 302	20 830	677 IRN, STL WIRE EXCL W ROD	126 341	19 074	10 608
074 TEA AND MATE	2 174	1 930	1 068	678 IRON, STL TUBES, PIPES, ETC	797 744	157 284	87 731
075 SPICES	6 856	6 202	3 463	679 IRN, STL CASTINGS UNWORKE	44 914	16 106	8 964
081 FEEDING STUFF FOR ANJMLS	8 463 558	342 661	191 947	681 SILVER, PLATINUM, ETC	1 160	5 433	3 019
091 MARGARINE AND SHORTENING	27 423	2 886	1 510	682 COPPER EXC CEMENT COPPER	211 800	99 043	55 355
098 EDIBLE PRODCTS, PREPS NES	86 898	23 889	13 286	683 NICKEL	792	2 071	1 150
111 NON-ALCOHL BEVERAGES NES	24 416	3 849	2 140	684 ALUMINIUM	246 767	129 036	71 938
112 ALCOHOLIC BEVERAGES	159 807	36 759	20 527	685 LEAD	124 953	15 599	8 683
121 TOBACCO UNMNFCTRD, REFUSE	661	142	83	686 ZINC	18 057	4 313	2 418
122 TOBACCO MFRS	2 803	9 611	5 319	687 TIN	963	976	546
211 HIDES, SKINS, UNDRESSED	8 546	3 201	1 784	688 NON-FER BASE METALS NES	337	758	424
212 FUR SKINS UNDRESSED	180	4 139	2 351	691 STRUCTURES AND PARTS NES	141 484	65 107	36 240
222 SEEDS FOR SOFT-FIXED OIL	42 439	3 367	1 874	692 METAL TANKS, BOXES, ETC	75 325	42 158	23 490
223 SEEDS FOR OTH FIXED OILS	10 424	1 217	686	693 WIRE PRODUCTS NON ELECTR	221 326	26 661	14 020
232 NATURAL RUBBER, GUMS	2 237	533	295	694 STL, COPPR NAILS, NUTS, ETC	80 254	52 924	29 521
233 RUBBER, SYNTHETIC, RECLAIMD	34 771	12 313	6 850	695 TOOLS	31 712	98 881	55 123
245 FUEL WOOD NES, CHARCOAL	6 654	618	343	696 CUTLERY	5 371	22 309	12 468
246 PULPWOOD, CHIPS, WOODWASTE	60 557	1 610	896	697 BASE MTL HOUSEHOLD EQUIP	17 520	18 524	10 267
247 OTH WOOD ROUGH, SQUARED	800 986	11 836	6 421	699 OTHER METAL MANUFACTURES	164 224	162 331	90 682
248 WOOD SHAPED	283 872	24 675	13 718	700 INDUSTRIAL PLANT, CHAP 84	14 569	26 867	14 912
251 PULP AND WASTE PAPER	175 277	4 910	2 726	711 STEAM BOILERS & AUX PLNT	11 278	6 387	3 690
263 COTTON	4 504	601	329	712 STEAM ENGINES, TURBINES	1 179	9 389	5 409
266 SYNTHETIC FIBRE TO SPIN	17 120	5 749	3 220	713 INTRNL COMBUS PISTN ENGN	34 976	81 719	45 490
267 OTHER MAN-MADE FIBRES	1 062	237	130	714 ENGINES & MOTORS NES	339	10 656	5 900
268 WOOL(EXC TOPS), ANML HAIR	4 012	2 398	1 332	716 ROTATING ELECTRIC PLANT	50 072	89 323	49 771
269 WASTE OF TEXTILE FABRICS	2 431	534	293	718 OTH POWER GENERATG MACHY	3 996	12 745	7 145
271 FERTILIZERS, CRUDE	2 075	59	32	721 AGRIC MACHY, EXC TRACTORS	63 378	71 516	40 003
273 STONE, SAND AND GRAVEL	667 538	6 537	3 664	722 TRACTORS NON-ROAD	63 958	73 249	41 122
274 SULPHUR ETC	466 587	11 241	6 275	723 CIVIL ENGINEERG EQUIP ETC	81 157	83 795	46 744
277 NATURAL ABRASIVES NES	2 629	208	117	724 TEXTILE, LEATHER MACHNRY	14 211	85 296	30 829
278 OTHER CRUDE MINERALS	1 595 257	15 713	8 738	725 PAPER ETC MILL MACHINERY	12 799	42 343	23 668
282 IRON AND STEEL SCRAP	481 915	8 057	4 489	726 PRINTG, BKBINDG MACHY, PTS	37 481	168 485	93 762
287 BASE METAL ORES, CONC NES	12 203	667	373	727 FOOD MACHY NON-DOMESTIC	8 854	41 222	22 952
288 NONFER METAL SCRAP NES	65 974	9 179	5 128	728 OTH MACHY FOR SPCL INDUS	106 929	198 233	110 395
289 PREC METAL ORE, WASTE NES	356	266	148	736 MACHINE TOOLS FOR METAL	26 153	92 222	51 734
291 CRUDE ANIMAL MTRIALS NES	135 480	17 725	9 881	737 METALWORKING MACHNRY NES	8 379	32 309	17 989
292 CRUDE VEG MATERIALS NES	69 972	42 299	23 616	741 HEATING, COOLING EQUIPMNT	83 210	82 432	45 934
322 COAL, LIGNITE, PEAT	94 475	2 400	1 332	742 PUMPS FOR LIQUIDS ETC	16 686	58 363	32 581
323 BRIQUETS, COKE, SEMI-COKE	65 397	1 683	947	743 PUMPS NES, CENTRIFUGES ETC	136 646	168 609	93 966
334 PETROLEUM PRODUCTS, REFIN	587 702	44 271	24 765	744 MECHANICAL HANDLING EQU	72 806	101 309	56 405
335 RESIDUAL PETRLM PROO NES	1 782 498	54 854	30 469	745 NONELEC MACHY, TOOLS NES	23 378	112 843	62 682
351 ELECTRIC ENERGY, MWH				749 NONELEC MACH PTS, ACC NES	116 046	253 331	141 145
411 ANIMAL OILS AND FATS	128 665	6 879	3 852	751 OFFICE MACHINES	10 394	65 103	36 428
423 FIXED VEG OILS, SOFT	492 510	37 644	20 997	752 AUTOMTIC DATA PROC EQUIP	9 794	204 796	115 053
424 FIXED VEG OIL NONSOFT	136 754	12 527	7 009	759 OFFICE & ADP MCH PTS, ACC	2 972	66 014	36 765
431 PROCESO ANML VEG OIL, ETC	1 322 961	80 395	44 835	761 TELEVISION RECEIVERS	10 325	30 094	17 020
511 HYDROCARBONS NES, DERIVS	52 967	10 268	5 721	762 RADIO BROADCAST RECEIVERS	3 452	15 792	8 812
				763 SOUND RECORDRS, PHONOGRPH	3 752	30 605	17 190

7 IMPORTS AND EXPORTS (SPECIAL TRADE) BY COUNTRIES OF PRODUCTION AND CONSUMPTION AND BY GROUPS OF THE SITC-REV. II 1987

GROUP DESCRIPTION	DT = 100 KG	1 000 DM	1 000 \$	GROUP DESCRIPTION	DT = 100 KG	1 000 DM	1 000 \$
764 TELECOM EQPT,PTS,ACC NES	11 952	205 322	114 903	582 PROD OF CONDENSATION ETC	242	72	41
771 ELECTRIC POWER MACHY NES	26 101	40 750	22 773	583 PROD OF POLYMERIZING ETC	23 260	8 748	4 850
772 SWITCHGEAR ETC & PTS NES	34 406	180 552	100 548	585 PLASTIC MATERIALS NES	5 480	1 363	752
773 ELECTR DISTRIBUTING MACH	91 204	78 116	43 503	592 STARCH, INULIN, GLUTEN, ETC	77	56	31
774 ELECTRO-MEDCL, XRAY EQUIP	939	23 203	13 045	598 MISC CHEMICAL PRODS NES	21 605	341	190
775 HOUSEHOLD TYPE EQUIP NES	139 820	174 141	97 548	611 LEATHER	482	1 254	711
776 TRANSISTORS, VALVES, ETC	1 799	55 470	30 885	612 LEATHER ETC MANUFACTURES	33	166	93
778 ELECTRICAL MACHINERY NES	71 760	186 596	104 177	613 FUR SKINS TANNED, DRESSED	2 238	75 243	41 801
781 PASS MOTOR VEH EXC BUSES	299 363	428 226	239 015	625 RUBBER TYRES, TUBES	10 105	6 070	3 402
782 LORRIES, SPCL MTR VEH NES	199 290	274 186	153 465	628 RUBBER ARTICLES NES	890	411	231
783 ROAD MOTOR VEHICLES NES	25 378	43 767	24 476	634 VENEERS, PLYWOOD, ETC	10 775	1 865	1 048
784 MOTOR VEHCL PTS, ACC NES	180 682	251 613	140 247	635 WOOD MANUFACTURES NES	1 404	626	351
785 MOTOR & OTHER CYCLES ETC	23 132	39 114	21 804	641 PAPER AND PAPERBOARD	1 087	186	102
786 VEH NES NONMOTR, TRAILERS	152 365	132 423	73 730	642 ARTICLES OF PAPER ETC	7 143	1 779	989
791 RAILWAY VEHICLES	25 186	30 015	16 946	651 TEXTILE YARN AND THREAD	218 758	181 027	100 896
792 AIRCRAFT	199	11 448	6 721	652 COTTON FABRICS, WOVEN	7 228	7 825	4 395
793 SHIPS AND BOATS	5 776	6 229	3 446	653 WOVN MAN-MADE FIB FABRIC	7 114	6 550	3 679
812 PLUMB, HEATNG, LGHTNG EQU	22 799	38 356	21 379	654 OTH WOVEN TEXTILE FABRIC	1 186	1 033	574
821 FURNITURE	134 845	92 372	51 506	655 KNIT ETC FABRICS	2 838	5 102	2 848
831 TRAVEL GOODS, HANDBAGS	4 351	14 154	7 929	656 LACE, RIBBONS, TULLE, ETC	514	388	221
842 MENS OUTERWEAR NOT KNIT	6 114	32 850	18 237	657 SPECIAL TEXTILE ETC PROD	185	169	95
843 WOMENS OUTERWEAR NONKNIT	11 554	87 837	48 450	658 TEXTILE ARTICLES NES	53 264	68 509	38 469
844 UNDERWEAR NOT KNIT	1 858	8 886	4 918	659 FLOOR COVERINGS ETC	21 540	21 948	12 329
845 UNDERWEAR KNIT NONELASTC	9 228	47 606	26 332	661 CEMENT ETC BUILDING PROD	79 330	9 835	5 497
846 UNDERWEAR KNITTED	3 017	16 340	9 126	662 CLAY, REFRACTORY BLDG PRD	4 212	480	282
847 TXTL CLTHNG ACCESSRYS NES	1 861	9 485	5 290	663 OTH NONMETAL MINERAL MFS	1 572	3 558	1 986
848 HEADGEAR, NONTXTL CLOTHNG	2 650	24 195	13 408	666 POTTERY	2 086	1 592	854
851 FOOTWEAR	12 210	50 320	27 797	671 PIG IRON ETC	286 406	43 688	24 299
871 OPTICAL INSTRUMENTS	354	9 435	5 281	672 IRON, STL PRIMARY FORMS	75 128	3 724	2 033
872 MEDICAL INSTRUMENTS NES	5 751	34 732	19 452	673 IRON AND STEEL SHAPES	5 587	286	155
873 METERS & COUNTERS NES	2 768	11 439	6 374	674 IRN, STL UNIV, PLATE, SHEET	117 161	10 783	6 014
874 MEASURING, CONTROLING INSTR	10 662	149 883	83 741	675 IRON, STEEL HOOP, STRIP	63 942	7 296	4 086
881 PHOTO APPAR & EQUIPT NES	3 438	28 073	15 738	678 IRON, STL TUBES, PIPES, ETC	3 045	437	242
882 PHOTO, CINEMA SUPPLIES	28 208	72 529	40 676	682 COPPER EXC CEMENT COPPER	33 406	14 186	7 885
883 DEVELOPED CINEMA FILM	13	239	137	684 ALUMINIUM	83 739	34 400	19 105
884 OPTICAL GOODS NES	713	41 842	23 306	689 NON-FER BASE METALS NES	255	57	33
885 WATCHES AND CLOCKS	1 779	18 400	10 307	691 STRUCTURES AND PARTS NES	527	254	147
892 PRINTED MATTER	187 746	118 576	65 938	692 METAL TANKS, BOXES, ETC	398	174	95
893 ARTICLES OF PLASTIC NES	168 644	164 347	91 692	693 WIRE PRODUCTS NON ELECTR	621	111	64
894 TOYS, SPORTING GOODS, ETC	23 532	41 763	23 276	694 STL, COPPER NAILS, NUTS, ETC	219	124	68
895 OFFICE SUPPLIES NES	7 324	26 323	14 662	695 TOOLS	115	626	344
896 WORKS OF ART ETC	279	4 979	2 774	697 BASE MTL HOUSEHOLD EQUIP	3 994	4 539	2 554
897 GOLD, SILVER WARE, JEWELRY	218	27 456	15 266	699 OTHER METAL MANUFACTURES	2 986	1 751	971
898 MUSICAL INSTRUMENTS, PTS	19 672	62 118	34 782	712 STEAM ENGINES, TURBINES	101	387	213
899 OTHER MANUFACTURED GOODS	48 586	47 619	26 606	713 INTRNL COMBUS PISTN ENGN	784	186	106
941 ZOO ANIMALS, PETS	758	1 765	987	714 ENGINES & MOTORS NES	318	4 736	2 723
951 WAR FIREARMS, AMMUNITION	253	2 130	1 175	716 ROTATING ELECTRIC PLANT	127	169	96
971 GOLD, NON MONETARY NES		1 462	815	718 OTH POWER GENERATG MACHY	6	108	64
				721 AGRIC MACHY, EXC TRACTORS	420	235	140
				722 TRACTORS NON-ROAD	628	172	103
				724 TEXTILE, LEATHER MACHNRY	448	1 948	1 092
				725 PAPER ETC MILL MACHINERY	204	1 304	723
				726 PRINTG, BKBINDG MACHY, PTS	376	362	201
				727 FOOD MACHRY NON-DOMESTIC	287	231	127
				728 OTH MACHY FOR SPCL INDUS	506	661	381
				736 MACHINE TOOLS FOR METAL	105	357	202
				737 METALWORKING MACHNRY NES	1 497	985	544
				741 HEATING, COOLING EQUIPMNT	854	782	432
				742 PUMPS FOR LIQUIDS ETC	56	137	79
				743 PUMPS NES, CENTRIFUGES ETC	207	770	425
				744 MECHANICAL HANDLING EQU	1 587	704	391
				745 NONELEC MACHY, TOOLS NES	222	513	285
				749 AUTOMTIC DATA PROC EQUIP	1 884	2 115	1 170
				759 OFFICE & ADP MCH PTS, ACC	79	297	170
				761 TELEVISION RECEIVERS	35	153	85
				763 SOUND RECORDRS, PHONOGRPH	190	1 629	904
				764 TELECOM EQPT, PTS, ACC NES	2 143	18 190	10 118
				771 ELECTRIC POWER MACHY NES	201	267	149
				772 SWITCHGEAR ETC & PTS NES	12 032	19 597	10 947
				773 ELECTR DISTRIBUTING MACH	10 594	3 929	2 182
				774 ELECTRO-MEDCL, XRAY EQUIP	2	58	32
				775 HOUSEHOLD TYPE EQUIP NES	5 147	4 293	2 391
				778 ELECTRICAL MACHINERY NES	16 034	12 557	7 176
				781 PASS MOTOR VEH EXC BUSES	997	1 671	926
				782 LORRIES, SPCL MTR VEH NES	157	61	34
				784 MOTOR VEHCL PTS, ACC NES	630	1 161	643
				785 MOTOR & OTHER CYCLES ETC	226	178	98
				786 VEH NES NONMOTR, TRAILERS	263	82	44
				791 RAILWAY VEHICLES	420	208	112
				792 AIRCRAFT	11	1 062	590
				793 SHIPS AND BOATS	146 699	3 626	1 981
				812 PLUMB, HEATING, LGHTNG EQU	690	725	423
				821 FURNITURE	3 052	1 667	927
				831 TRAVEL GOODS, HANDBAGS	310	1 353	759
				842 MENS OUTERWEAR NOT KNIT	33 783	128 965	71 817
				843 WOMENS OUTERWEAR NONKNIT	77 941	439 248	244 419
				844 UNDERWEAR NOT KNIT	932	2 786	1 552
				845 UNDERWEAR KNIT NONELASTC	86 213	350 640	195 543
				846 UNDERWEAR KNITTED	95 207	310 977	173 185
				847 TXTL CLTHNG ACCESSRYS NES	1 605	3 860	2 149
				848 HEADGEAR, NONTXTL CLOTHNG	6 772	425 478	237 292
				851 FOOTWEAR	14 350	71 414	39 356
				872 MEDICAL INSTRUMENTS NES	11	224	122
				874 MEASURING, CONTROLING INSTR	51	1 103	609
				881 PHOTO APPAR & EQUIPT NES	2	84	45
				882 PHOTO, CINEMA SUPPLIES	19	382	211
				892 PRINTED MATTER	6 014	4 349	2 420
				893 ARTICLES OF PLASTIC NES	6 446	6 728	3 755
				894 TOYS, SPORTING GOODS, ETC	440	582	323
				896 WORKS OF ART ETC	253	6 362	3 548
				897 GOLD, SILVER WARE, JEWELRY	41	2 123	1 203
				898 MUSICAL INSTRUMENTS, PTS	844	2 505	1 416
				899 OTHER MANUFACTURED GOODS	535	2 045	1 159
				961 COIN NONGOLD, NONCURRENT		84	47
GREECE							
IMPORTS							
011 MEAT FRESH, CHILLD, FROZEN	2 844	763	423	727 FOOD MACHRY NON-DOMESTIC	287	231	127
014 MEAT PREPD, PRSVD, NES ETC	118	57	30	728 OTH MACHY FOR SPCL INDUS	506	661	381
022 MILK AND CREAM	2 756	864	483	736 MACHINE TOOLS FOR METAL	105	357	202
024 CHEESE AND CURD	24 014	19 788	11 048	737 METALWORKING MACHNRY NES	1 497	985	544
034 FISH FRESH, CHILLED, FROZN	2 399	2 438	1 371	741 HEATING, COOLING EQUIPMNT	854	782	432
035 FISH SALTD, DRIED, SMOKED	236	162	92	742 PUMPS FOR LIQUIDS ETC	56	137	79
036 SHELL FISH FRESH, FROZEN	818	1 117	623	743 PUMPS NES, CENTRIFUGES ETC	207	770	425
037 FISH ETC PREPD PRSVD NES	2 173	1 788	1 015	744 MECHANICAL HANDLING EQU	1 587	704	391
041 WHEAT ETC UNMILLED	782 627	48 708	28 012	745 NONELEC MACHY, TOOLS NES	222	513	285
042 RICE	796	73	42	749 AUTOMTIC DATA PROC EQUIP	1 884	2 115	1 170
044 MAIZE UNMILLED	1 136 340	59 665	32 878	759 OFFICE & ADP MCH PTS, ACC	79	297	170
045 CEREALS NES UNMILLED	33 696	1 482	823	761 TELEVISION RECEIVERS	35	153	85
048 CEREAL ETC PREPARATIONS	7 827	1 609	919	763 SOUND RECORDRS, PHONOGRPH	190	1 629	904
054 VEG ETC FRSH, SMPLY PRSVD	587 783	117 704	66 088	764 TELECOM EQPT, PTS, ACC NES	2 143	18 190	10 118
056 VEGTBLES ETC PRSVD, PREPD	203 800	34 810	19 553	771 ELECTRIC POWER MACHY NES	201	267	149
057 FRUIT, NUTS, FRESH, DRIED	1 420 722	192 413	105 985	772 SWITCHGEAR ETC & PTS NES	12 032	19 597	10 947
058 FRUIT PRESERVED, PREPARED	844 490	124 850	69 641	773 ELECTR DISTRIBUTING MACH	10 594	3 929	2 182
061 SUGAR AND HONEY	891	524	305	774 ELECTRO-MEDCL, XRAY EQUIP	2	58	32
062 SUGAR PREPS NON-COCOA	5 435	2 140	1 206	775 HOUSEHOLD TYPE EQUIP NES	5 147	4 293	2 391
071 COFFEE AND SUBSTITUTES	205	196	107	778 ELECTRICAL MACHINERY NES	16 034	12 557	7 176
072 COCOA	790	652	368	781 PASS MOTOR VEH EXC BUSES	997	1 671	926
073 CHOCOLATE AND PRODUCTS	139	53	32	782 LORRIES, SPCL MTR VEH NES	157	61	34
075 SPICES	20 369	3 769	2 129	784 MOTOR VEHCL PTS, ACC NES	630	1 161	643
081 FEEDING STUFF FOR ANIMLS	9 933	839	461	785 MOTOR & OTHER CYCLES ETC	226	178	98
086 EDIBLE PRODUCTS, PREPS NES	16 433	5 528	3 082	786 VEH NES NONMOTR, TRAILERS	263	82	44
112 ALCOHOLIC BEVERAGES	300 842	82 157	46 212	791 RAILWAY VEHICLES	420	208	112
121 TOBACCO UNMNFCTDR, REFUSE	137 286	81 073	45 318	792 AIRCRAFT	11	1 062	590
122 TOBACCO WFRS	3 482	3 430	1 916	793 SHIPS AND BOATS	146 699	3 626	1 981
211 HIDES, SKINS, UNDRESSED	194	361	197	812 PLUMB, HEATING, LGHTNG EQU	690	725	423
222 SEEDS FOR SOFT/FIXED OIL	186 744	14 360	7 909	821 FURNITURE	3 052	1 667	927
263 COTTON	191 318	32 614	18 111	831 TRAVEL GOODS, HANDBAGS	310	1 353	759
266 SYNTHETIC FIBRE TO SPIN	9 868	3 544	1 945	842 MENS OUTERWEAR NOT KNIT	33 783	128 965	71 817
268 WOOL (EXC TOPS), ANML HAIR	3 995	1 341	748	843 WOMENS OUTERWEAR NONKNIT	77 941	439 248	244 419
269 WASTE OF TEXTILE FABRICS	2 719	358	197	844 UNDERWEAR NOT KNIT	932	2 786	1 552
273 STONE, SAND AND GRAVEL	68 663	4 062	2 263	845 UNDERWEAR KNIT NONELASTC	86 213	350 640	195 543
277 NATURAL ABRASIVES NES	490 947	3 136	1 745	846 UNDERWEAR KNITTED	95 207	310 977	173 185
278 OTHER CRUDE MINERALS	1 945 097	37 920	21 142	847 TXTL CLTHNG ACCESSRYS NES	1 605	3 860	2 149
282 IRON AND STEEL SCRAP	4 364	423	237	848 HEADGEAR, NONTXTL CLOTHNG	6 772	425 478	237 292
287 BASE METAL ORES, CONC NES	443 510	3 610	2 006	851 FOOTWEAR	14 350	71 414	39 356
288 NONFERR METAL SCRAP NES	30 896	2 163	1 214	872 MEDICAL INSTRUMENTS NES	11	224	122

7 IMPORTS AND EXPORTS (SPECIAL TRADE) BY COUNTRIES OF PRODUCTION AND CONSUMPTION AND BY GROUPS OF THE SITC-REV. II 1987

GROUP DESCRIPTION	DT * 100 KG	* 000 DM	1 000 \$	GROUP DESCRIPTION	DT * 100 KG	* 000 DM	1 000 \$
972 GOLD COIN		74	41	657 SPECIAL TEXTILE ETC PROD	25 454	46 580	26 067
EXPORTS	8 775 216	4 950 572	2 758 806	658 TEXTILE ARTICLES NES	1 965	4 570	2 514
001 LIVE ANIMALS	1 752	1 085	619	659 FLOOR COVERINGS ETC	2 375	2 330	1 298
011 MEAT FRESH, CHILLO, FROZEN	886 203	513 765	285 926	661 CEMENT ETC BUILDING PROD	2 042	226	125
014 MEAT PREPD, PRSVD, NES ETC	3 073	2 100	1 181	662 CLAY, REFRACTORY BLDG PRD	40 528	7 239	4 003
022 MILK AND CREAM	458 095	121 896	68 034	663 OTH NONMETAL MINERAL MFS	26 876	13 058	7 297
023 BUTTER	8 662	6 297	3 492	664 GLASS	23 164	5 301	2 944
024 CHEESE AND CURD	165 385	115 558	64 319	665 GLASSWARE	101 329	20 746	11 515
025 EGGS, BIRDS, FRESH, PRSVD	1 178	716	407	666 POTTERY	12 425	7 879	4 390
034 FISH FRESH, CHILLED, FROZN	3 173	1 402	796	667 PEARL, PREC., SEMI-P STONE			
037 FISH ETC PREPD PRSVD NES	3 274	2 714	1 520	671 PIG IRON ETC	20 661	2 321	1 285
041 WHEAT ETC UNMILLED	79 012	3 821	2 092	672 IRON, STL PRIMARY FORMS	816 174	33 587	18 851
042 RICE	8 186	2 262	1 269	673 IRON AND STEEL SHAPES	65 134	7 058	3 970
043 BARLEY UNMILLED	656	60	35	674 IRN, STL UNIV, PLATE, SHEET	339 503	61 266	33 888
047 OTHER CEREAL MEALS, FLOUR	800	50	31	675 IRON, STEEL HOOP, STRIP	51 720	7 709	4 306
048 CEREAL ETC PREPARATIONS	45 079	14 642	8 151	676 RAILWAY RAILS ETC IRN, STL	2 426	591	326
054 VEG ETC FRSH, SMPLY PRSVD	106 750	6 587	3 644	677 IRN, STL WIRE EXCL W ROD	5 152	1 274	705
056 VEGETABLES ETC PRSVD, PREPD	1 507	750	415	678 IRON, STL TUBES, PIPES, ETC	60 490	10 685	6 015
057 FRUIT, NUTS, FRESH, DRIED	16 696	5 456	3 073	679 IRN, STL CASTINGS UNWORKE	4 069	1 020	578
058 FRUIT PRESERVED, PREPARED	15 226	3 789	2 096	681 SILVER, PLATINUM, ETC	110	2 614	1 471
061 SUGAR AND HONEY	7 599	3 294	1 839	682 COPPER EXC CEMENT COPPER	18 125	10 587	5 930
062 SUGAR PREPS NON-COCOA	3 297	1 952	1 085	683 NICKEL	111	270	149
071 COFFEE AND SUBSTITUTES	3 536	5 331	2 975	684 ALUMINIUM	69 824	34 469	19 085
072 COCOA	9 815	6 330	3 538	685 LEAD	8 083	1 060	593
073 CHOCOLATE AND PRODUCTS	6 032	4 714	2 636	686 ZINC	7 576	1 282	710
075 SPICES	369	370	208	687 TIN	362	745	413
081 FEEDING STUFF FOR ANIMLS	41 395	8 342	4 670	689 NON-FER BASE METALS NES	102	819	457
091 MARGARINE AND SHORTENING	33 111	3 795	2 111	691 STRUCTURES AND PARTS NES	16 580	7 125	3 964
098 EDIBLE PRODUCTS, PREPS NES	24 300	16 854	9 371	692 METAL TANKS, BOXES, ETC	5 192	3 668	2 035
111 NON-ALCOHOL BEVERAGES NES	40 689	7 732	4 322	693 WIRE PRODUCTS NON ELECTR	18 007	9 462	5 217
112 ALCOHOLIC BEVERAGES	28 461	6 020	3 313	694 STL, COPPR NAILS, NUTS, ETC	6 676	6 129	3 416
121 TOBACCO UNMNFCTRD, REFUSE	10 633	18 422	10 269	695 TOOLS	8 709	20 488	11 455
122 TOBACCO MFRS	11 722	25 011	13 935	696 CUTLERY	1 265	6 783	3 790
211 HIDES, SKINS, UNDRESSED	8 926	2 310	1 315	697 BASE MTL HOUSEHOLD EQUIP	10 271	18 680	10 449
212 FUR SKINS UNDRESSED	14	425	234	699 OTHER METAL MANUFACTURES	25 777	30 377	16 994
223 SEEDS FOR OTH FIXED OILS	550	88	49	700 INDUSTRIAL PLANT, CHAP 84	1 776	2 876	1 592
232 NATURAL RUBBER, GUMS	781	199	109	703 INDUSTRIAL PLANT, CHAP 85	118	782	427
233 RUBBER, SYNTHETIC, RECLAIMED	13 341	4 557	2 538	711 STEAM BOILERS & AUX PLNT	3 773	4 118	2 303
247 OTH WOOD ROUGH, SQUARED	4 840	369	203	712 STEAM ENGINES, TURBINES	294	2 150	1 247
248 WOOD SHAPED	23 296	2 921	1 632	713 INTRNL COMBUS PISTN ENGN	53 713	38 742	21 690
251 PULP AND WASTE PAPER	1 398	118	63	714 ENGINES & MOTORS NES	22	3 938	2 214
263 COTTON	4 289	1 194	667	716 ROTATING ELECTRIC PLANT	17 712	19 525	10 884
266 SYNTHETIC FIBRE TO SPIN	80 466	32 081	17 880	718 OTH POWER GENERATG MACHY	354	1 618	889
267 OTHER MAN-MADE FIBRES	21 747	11 405	6 307	721 AGRIC MACHY, EXC TRACTORS	15 050	15 728	8 679
268 WOOL (EXC TOPS), ANML HAIR	2 555	2 415	1 340	722 TRACTORS NON-ROAD	13 988	15 483	8 593
269 WASTE OF TEXTILE FABRICS	3 495	527	297	723 CIVIL ENGINEERG EQUIP ETC	52 748	14 844	8 263
273 STONE, SAND AND GRAVEL	7 427	331	186	724 TEXTILE, LEATHER MACHNRY	34 374	119 830	67 045
274 SULPHUR ETC	260 335	5 020	2 754	725 PAPER ETC MILL MACHINERY	1 868	6 717	3 731
277 NATURAL ABRASIVES NES	14	6 663	3 698	726 PRINTG, BKBINDG MACHY, PTS	10 143	33 779	18 987
278 OTHER CRUDE MINERALS	19 341	1 104	621	727 FOOD MACHRY NON-DOMESTIC	2 084	8 928	4 980
282 IRON AND STEEL SCRAP	2 107	108	61	728 OTH MACHY FOR SPCL INDUS	34 203	67 220	37 862
287 BASE METAL ORES, CONC NES	1 179	191	108	736 MACHINE TOOLS FOR METAL	7 314	12 814	7 232
291 CRUDE ANIMAL MTRIALS NES	6 089	2 822	1 599	737 METALWORKING MACHNRY NES	2 690	4 004	2 243
292 CRUDE VEG MATERIALS NES	4 190	3 303	1 826	741 HEATING, COOLING EQUIPMNT	23 394	38 237	21 366
322 COAL, LIGNITE, PEAT	28 061	502	281	742 PUMPS FOR LIQUIDS ETC	7 605	21 190	11 825
334 PETROLEUM PRODUCTS, REFIN	45 650	12 452	6 961	743 PUMPS NES, CENTRIFUGES ETC	16 185	44 827	24 899
335 RESIDUAL PETRLM PROD NES	29 815	3 045	1 683	744 MECHANICAL HANDLING EQU	25 427	23 902	13 385
411 ANIMAL OILS AND FATS	4 059	656	363	745 NONELEC MACHY, TOOLS NES	8 775	38 480	21 412
423 FIXED VEG OILS, SOFT	6 474	477	263	749 NONELEC MACH PTS, ACC NES	32 160	73 139	40 714
424 FIXED VEG OIL NONSOFT	19 122	2 559	1 443	751 OFFICE MACHINES	1 394	7 240	4 041
431 PROCESD ANML VEG OIL, ETC	46 191	7 533	4 191	752 AUTOMATIC DATA PROC EQUIP	2 006	25 057	14 029
451 HYDROCARBONS NES, DERIVS	43 052	5 250	2 915	759 OFFICE & ADP MCH PTS, ACC	497	6 401	3 562
512 ALCOHOLS, PHENOLS, ETC	26 616	7 270	4 047	761 TELEVISION RECEIVERS	7 597	25 518	14 299
513 ORGANIC ACIDS, ETC	127 553	25 891	14 435	762 RADIO BROADCAST RECEIVRS	1 040	3 817	2 126
514 NITROGEN-FUNCT COMPOUNDS	30 193	15 863	8 847	763 SOUND RECORDRS, PHONOGRPH	7 160	58 871	32 876
515 ORG-INORG COMPOUNDS ETC	13 869	23 806	13 186	764 TELECOM EQPT, PTS, ACC NES	13 893	84 137	46 810
516 OTHER ORGANIC CHEMICALS	5 959	4 574	2 533	771 ELECTRIC POWER MACHY NES	2 359	4 912	2 739
522 INORG ELEMNTS, OXIDES, ETC	35 748	8 111	4 499	772 SWITCHGEAR ETC & PTS NES	12 618	46 627	25 993
523 OTHR INORGANIC CHEMICALS	156 060	16 897	9 411	773 ELECTR DISTRIBUTING MACH	3 161	4 385	2 433
524 RADIOACTIVE ETC MATERIAL	5	539	294	774 ELECTRO-MEDCL, XRAY EQUIP	608	12 744	7 074
531 SYNT DYE, NAT INDOGO, LAKES	10 819	23 364	13 020	775 HOUSEHOLD TYPE EQUIP NES	65 248	84 000	46 774
532 DYES NES, TANNING PRODS	14 470	3 671	2 038	776 TRANSISTORS, VALVES, ETC	8 719	19 239	10 703
533 PIGMENTS, PAINTS, ETC	119 587	63 406	35 358	778 ELECTRICAL MACHINERY NES	45 518	53 146	29 788
541 MEDICINAL ETC PRODUCTS	11 629	66 359	36 878	781 PASS MOTOR VEH EXC BUSES	109 710	163 172	90 776
551 ESSENTL OIL, PERFUME, ETC	2 653	5 535	3 080	782 LORRIES, SPCL MTR VEH NES	347 858	71 948	40 143
553 PERFUMERY, COSMETICS, ETC	1 655	3 320	1 857	783 ROAD MOTOR VEHICLES NES	20 298	5 302	2 966
554 SOAPS, CLEANING ETC PREPS	61 234	21 425	11 935	784 MOTOR VEHCL PTS, ACC NES	255 503	121 911	67 979
562 FERTILIZERS MANUFACTURED	648 186	21 544	11 912	785 MOTOR & OTHER CYCLES ETC	2 905	2 953	1 633
572 EXPLOSIVES, PYROTECH PROD	359	1 382	801	786 VEH NES NONMOTR, TRAILERS	38 585	8 870	4 968
582 PROD OF CONDENSATION ETC	100 705	51 111	28 534	791 RAILWAY VEHICLES	543	2 600	1 440
583 PROD OF POLYMERIZING ETC	304 251	75 008	41 833	792 AIRCRAFT	62	3 405	1 897
584 CELLULOSE DERIVATIVES ETC	10 047	10 690	5 957	793 SHIPS AND BOATS	196 910	34 111	18 845
585 PLASTIC MATERIALS NES	4 913	2 196	1 238	812 PLUMB, HEATING, LGHTNG EQU	20 784	12 796	7 190
591 PESTICIDES, DISINFECTANTS	23 384	32 000	17 672	821 FURNITURE	19 828	21 716	12 114
592 STARCH, INULIN, GLUTEN, ETC	26 459	9 740	5 448	831 TRAVEL GOODS, HANDBAGS	369	907	505
598 MISC CHEMICAL PRODS NES	143 757	62 118	34 649	842 MENS OUTERWEAR NOT KNIT	4 669	8 917	4 980
605 INDUSTRIAL PLANT, CHAP 73	281	188	103	843 WOMENS OUTERWEAR NONKNIT	7 237	25 247	14 034
611 LEATHER	3 199	10 664	5 955	844 UNDERWEAR NOT KNIT	6	71	42
612 LEATHER ETC MANUFACTURES	789	1 115	623	845 OUTERWEAR KNIT NONELASTC	1 839	6 070	3 383
613 FUR SKINS TANNED, DRESSED	12 331	400 422	221 593	846 UNDERWEAR KNITTED	10 056	20 076	11 174
621 MATERIALS OF RUBBER	4 589	6 203	3 464	847 TXLT CLTHNG ACCESSRYS NES	2 930	14 232	7 944
625 RUBBER TYRES, TUBES	36 012	23 644	13 152	848 HEADGEAR, NONTXLT CLOTHNG	2 098	16 928	9 424
628 RUBBER ARTICLES NES	4 879	11 828	6 585	851 FOOTWEAR	405	1 821	1 015
634 VENEERS, PLYWOOD, ETC	31 829	10 125	5 656	871 OPTICAL INSTRUMENTS	1 162	4 697	2 636
635 WOOD MANUFACTURES NES	10 714	4 452	2 464	872 MEDICAL INSTRUMENTS NES	1 720	24 894	13 840
641 PAPER AND PAPERBOARD	212 836	43 707	24 326	873 METERS & COUNTERS NES	554	1 887	1 057
642 ARTICLES OF PAPER ETC	131 902	67 728	37 697	874 MEASURING, CONTROLLING INSTR	4 041	45 714	25 413
651 TEXTILE YARN AND THREAD	103 559	107 665	60 123	881 PHOTO APPAR & EQUIPT NES	626	6 241	3 489
652 COTTON FABRICS, WOVEN	40 410	102 544	57 432	882 PHOTO, CINEMA SUPPLIES	7 894	15 151	8 394
653 WOVN MAN-MADE FIB FABRIC	55 052	168 406	94 338	883 DEVELOPED CINEMA FILM	5	107	61
654 OTH WOVEN TEXTILE FABRIC	14 723	59 440	32 917	884 OPTICAL GOODS NES	41	3 030	1 679
655 KNIT ETC FABRICS	21 173	54 345	30 298	885 WATCHES AND CLOCKS	894	8 359	4 685
656 LACE, RIBBONS, TULLE, ETC	1 460	9 007	5 045	892 PRINTED MATTER	19 879	21 225	11 765
				893 ARTICLES OF PLASTIC NES	31 567	28 626	15 984
				894 TOYS, SPORTING GOODS, ETC	8 632	10 521	5 872

7 IMPORTS AND EXPORTS (SPECIAL TRADE) BY COUNTRIES OF PRODUCTION AND CONSUMPTION AND BY GROUPS OF THE SITC-REV. II 1987

GROUP DESCRIPTION	DT * 100 KG	1 000 DM	1 000 \$	GROUP DESCRIPTION	DT * 100 KG	1 000 DM	1 000 \$
895 OFFICE SUPPLIES NES	2 698	10 486	5 875	693 WIRE PRODUCTS NON ELECTR	300	267	146
896 WORKS OF ART ETC	6	230	128	694 STL, COPPR NAILS, NUTS, ETC	1 142	922	508
897 GOLD, SILVER WARE, JEWELRY	108	10 554	5 874	695 TOOLS	1 103	6 691	3 736
898 MUSICAL INSTRUMENTS, PTS	3 350	12 334	6 906	696 CUTLERY	577	1 065	595
899 OTHER MANUFACTURED GOODS	6 403	24 156	13 511	697 BASE MTL HOUSEHOLD EQUIP	5 666	9 566	5 367
951 WAR FIREARMS, AMMUNITION	158	976	542	699 OTHER METAL MANUFACTURES	19 732	12 631	7 028
961 COIN NONGOLD, NONCURRENT		58	31	712 STEAM ENGINES, TURBINES	2	85	48
971 GOLD, NON MONETARY NES		4 494	2 486	713 INTRNL COMBUS PISTN ENGN	119	430	241
972 GOLD COIN		77	41	714 ENGINES & MOTORS NES	24	1 800	1 008
PORTUGAL				716 ROTATING ELECTRIC PLANT	346	298	164
IMPORTS	8 321 131	2 846 329	1 586 521	723 CIVIL ENGINEER EQUIP ETC	34	70	37
001 LIVE ANIMALS	54	69	39	724 TEXTILE, LEATHER MACHNRY	3 938	25 802	14 407
034 FISH FRESH, CHILLED, FROZN	1 914	625	349	726 PRINTG, BKBNDRG MACHY, PTS	169	402	226
036 SHELL FISH FRESH, FROZEN	464	265	148	728 OTH MACHY FOR SPCL INDUS	1 792	3 066	1 714
037 FISH ETC PREPD PRSVD NES	32 332	19 789	10 918	736 MACHINE TOOLS FOR METAL	727	1 923	1 069
048 CEREAL ETC PREPARATIONS	3 149	679	381	737 METALWORKING MACHNRY NES	56	130	74
054 VEG ETC FRSH, SMPLY PRSVD	24 548	4 137	2 361	741 HEATING, COOLING EQUIPMNT	47	180	102
056 VEGETABLES ETC PRSVD, PREPD	14 383	3 399	1 889	742 PUMPS FOR LIQUIDS ETC	277	546	306
057 FRUIT, NUTS, FRESH, DRIED	13 796	4 721	2 612	743 PUMPS NES, CENTRIFUGES ETC	112	337	192
058 FRUIT PRESERVED, PREPARED	563	85	45	744 MECHANICAL HANDLING EQU	5 408	2 189	1 223
071 COFFEE AND SUBSTITUTES	48	55	32	745 NONELEC MACHY, TOOLS NES	113	491	266
075 SPICES	70	89	48	749 NONELEC MACH PTS, ACC NES	10 593	30 779	17 086
098 EDIBLE PRODCTS, PREPS NES	1 180	548	308	751 OFFICE MACHINES	77	410	239
111 NON-ALCOHL BEVERAGES NES	838	67	37	752 AUTOMATIC DATA PROC EQUIP	301	1 701	927
112 ALCOHOLIC BEVERAGES	101 289	40 314	22 676	759 OFFICE & ADP MCH PTS, ACC	2 196	18 065	10 012
211 HIDES, SKINS, UNDRESSED	1 401	65	36	761 TELEVISION RECEIVERS	4 222	12 906	7 177
233 RUBBER, SYNTHETIC, RECLAIMD	288	94	51	762 RADIO BROADCAST RECEIVRS	10 744	119 357	66 705
244 CORK RAW AND WASTE	48 990	8 184	4 550	763 SOUND RECORDRS, PHONOGRPH	3 862	22 908	12 855
245 FUEL WOOD NES, CHARCOAL	15 721	892	490	764 TELECOM EQPT, PTS, ACC NES	5 326	15 016	8 414
248 WOOD SHAPED	632 846	19 150	10 638	771 ELECTRIC POWER MACHY NES	4 077	8 308	4 618
251 PULP AND WASTE PAPER	1 588 328	166 904	92 905	772 SWITCHGEAR ETC & PTS NES	12 625	84 576	47 187
263 COTTON	3 112	457	250	773 ELECTR DISTRIBUTING MACH	42 317	154 939	86 393
266 SYNTHETIC FIBRE TO SPIN	618	232	126	774 ELECTRO-MEDCL, XRAY EQUIP	15	65	36
268 WOOL(EXC TOPS), ANML HAIR	417	409	231	775 HOUSEHOLD TYPE EQUIP NES	644	877	493
273 STONE, SAND AND GRAVEL	110 147	7 165	4 000	776 TRANSISTORS, VALVES, ETC	2 954	70 199	39 206
278 OTHER CRUDE MINERALS	22 658	553	305	781 ELECTRICAL MACHINERY NES	31 710	39 662	22 159
287 BASE METAL ORES, CONC NES	300	243	137	782 LORRIES, SPCL MTR VEH NES	642	1 766	992
288 NONFERR METAL SCRAP NES	10 363	1 764	985	784 MOTOR VEHCL PTS, ACC NES	1 829	2 423	1 368
289 PREC METAL ORE, WASTE NES	11	414	228	785 MOTOR & OTHER CYCLES ETC	17 595	18 872	10 539
291 CRUDE ANIMAL MTRIALS NES	8 494	9 622	5 381	786 VEH NES NONMOTR, TRAILERS	310	292	162
292 CRUDE VEG MATERIALS NES	4 220	1 683	947	792 AIRCRAFT	573	259	141
334 PETROLEUM PRODUCTS, REFIN	313 286	10 984	6 102	793 SHIPS AND BOATS	24	5 976	3 328
335 RESIDUAL PETRLM PROD NES	72 155	2 698	1 478	802 PLUMB, HEATING, LGHTNG EQU	10 584	5 939	3 295
423 FIXED VEG OILS, SOFT	24 655	1 927	1 063	812 FURNITURE	10 165	3 288	1 836
424 FIXED VEG OIL NONSOFT	2 636	542	293	821 TRAVEL GOODS, HANDBAGS	58 199	18 202	10 236
431 PROCESD ANML VEG OIL, ETC	18 801	902	496	831 TRAVEL GOODS, HANDBAGS	24	127	70
511 HYDROCARBONS NES, DERIVS	151 685	9 986	5 577	842 MENS OUTERWEAR NOT KNIT	22 306	135 289	74 998
512 ALCOHOLS, PHENOLS, ETC	314	135	73	843 WOMENS OUTERWEAR NONKNIT	28 645	187 284	104 264
513 ORGANIC ACIDS, ETC	4 168	1 467	803	844 UNDERWEAR NOT KNIT	7 151	41 076	22 758
514 NITROGEN-FUNCTN COMPOUNDS	1 152	278	162	845 UNDERWEAR KNIT NONELASTC	58 257	222 734	124 206
516 OTHER ORGANIC CHEMICALS	977	1 040	576	846 UNDERWEAR KNITTED	34 404	130 279	72 551
522 INORG ELEMNTS, OXIDES, ETC	8 083	1 827	998	847 TXLT CLTHNG ACCESSRYS NES	15 192	35 832	20 029
523 OTHR INORGANIC CHEMICALS	2 580	311	168	848 HEADGEAR, NONTXLT CLOTHNG	769	10 778	6 017
531 SYNT DYE, NAT INDOG, LAKES	40	99	56	851 FOOTWEAR	85 785	328 589	182 800
541 MEDICINAL ETC PRODUCTS	1 800	6 958	3 884	871 OPTICAL INSTRUMENTS	774	8 845	4 922
551 ESSENTL OIL, PERFUME, ETC	311	377	210	872 MEDICAL INSTRUMENTS NES	1 004	4 537	2 549
553 PERFUMERY, COSMETICS, ETC	210	342	169	873 METERS & COUNTERS NES	1	85	47
554 SOAPS, CLEANING ETC PREPS	501	128	71	874 MEASURING, CONTROLNG INSTR	1 041	2 412	1 348
562 FERTILIZERS MANUFACTURED	650 558	14 392	8 071	881 PHOTO APPAR & EQUIPT NES	12 282	30 396	17 011
582 PROD OF CONDENSATION ETC	2 013	1 802	1 014	882 PHOTO, CINEMA SUPPLIES	311	1 660	928
583 PROD OF POLYMERIZING ETC	200 865	29 420	16 507	883 DEVELOPED CINEMA FILM	119	119	73
585 PLASTIC MATERIALS NES	2 682	554	316	884 OPTICAL GOODS NES	298	4 057	2 265
591 PESTICIDES, DISINFECTANTS	3 860	375	205	885 WATCHES AND CLOCKS	225	2 984	1 661
592 STARCH, INULIN, GLUTEN, ETC	53	69	39	892 PRINTED MATTER	2 075	1 490	838
598 MISC CHEMICAL PRODS NES	255 925	26 549	14 768	893 ARTICLES OF PLASTIC NES	7 111	5 208	2 912
611 LEATHER	418	1 731	962	894 TOYS, SPORTING GOODS, ETC	1 699	2 951	1 642
612 LEATHER ETC MANUFACTURES	9 255	63 669	35 499	895 OFFICE SUPPLIES NES	147	93	49
613 FUR SKINS TANNED, DRESSED	62	436	248	896 WORKS OF ART ETC	35	1 641	914
621 MATERIALS OF RUBBER	330	225	123	897 GOLD, SILVER WARE, JEWELRY	11	2 937	1 641
625 RUBBER TYRES, TUBES	5 295	2 875	1 620	898 MUSICAL INSTRUMENTS, PTS	919	1 716	962
628 RUBBER ARTICLES NES	253	256	143	899 OTHER MANUFACTURED GOODS	46 717	25 585	14 598
633 CORK MANUFACTURES	99 488	80 736	45 041	961 COIN NONGOLD, NONCURRENT		184	102
634 VENEERS, PLYWOOD, ETC	17 094	1 529	843	EXPORTS	6 081 577	3 701 190	2 069 073
635 WOOD MANUFACTURES NES	57 585	8 308	4 605	001 LIVE ANIMALS	29 327	11 440	6 353
641 PAPER AND PAPERBOARD	209 942	20 212	11 093	011 MEAT FRESH, CHILLD, FROZEN	98 722	55 217	30 671
642 ARTICLES OF PAPER ETC	7 438	2 711	1 520	014 MEAT PREPD, PRSVD, NES ETC	63	75	43
651 TEXTILE YARN AND THREAD	8 303	8 340	4 638	022 MILK AND CREAM	562	120	71
652 COTTON FABRICS, WOVEN	3 699	8 687	4 805	024 CHEESE AND CURD	1 152	863	494
653 WOVN MAN-MADE FIB FABRIC	15 067	47 537	26 444	034 FISH FRESH, CHILLED, FROZN	1 047	684	392
654 OTH WOVEN TEXTILE FABRIC	1 032	4 082	2 256	036 SHELL FISH FRESH, FROZEN	127	114	70
655 KNIT ETC FABRICS	389	894	499	037 FISH ETC PREPD PRSVD NES	221	176	99
656 LACE, RIBBONS, TULLE, ETC	15 557	12 960	7 234	041 WHEAT ETC UNMILLED	97 582	2 147	1 170
657 SPECIAL TEXTILE ETC PROD	84 587	16 445	9 176	044 MAIZE UNMILLED	365	97	53
658 TEXTILE ARTICLES NES	53 111	92 645	51 896	048 CEREAL ETC PREPARATIONS	12 311	3 688	2 051
659 FLOOR COVERINGS ETC	14 654	11 818	6 617	054 VEG ETC FRSH, SMPLY PRSVD	30 215	2 248	1 260
661 CEMENT ETC BUILDING PROD	2 475 873	56 923	31 658	056 VEGETABLES ETC PRSVD, PREPD	2 712	1 148	644
662 CLAY, REFRACTORY BLDG PRD	29 045	3 182	1 776	057 FRUIT, NUTS, FRESH, DRIED	354	155	88
663 OTH NONMETAL MINERAL MFS	3 092	1 471	824	058 FRUIT PRESERVED, PREPARED	882	420	228
664 GLASS	706	309	175	061 SUGAR AND HONEY	2 383	450	250
665 GLASSWARE	7 029	4 703	2 614	062 SUGAR PREPS NON-COCOA	501	414	233
666 POTTERY	130 695	53 089	29 759	071 COFFEE AND SUBSTITUTES	862	527	290
667 PEARL, PREC-, SEMI-P STONE				072 COCOA	1 453	656	371
673 IRON AND STEEL SHAPES	26 323	1 388	760	073 CHOCOLATE AND PRODUCTS	2 424	2 344	1 322
674 IRN, STL UNIV, PLATE, SHEET	4 280	465	255	075 SPICES	321	336	188
677 IRN, STL WIRE EXCL W ROD	1 005	97	58	081 FEEDING STUFF FOR ANIMLS	26 288	2 781	1 538
678 IRON, STL TUBES, PIPES, ETC	11 269	4 965	2 752	082 EDIBLE PRODCTS, PREPS NES	9 308	5 610	3 131
679 IRN, STL CASTINGS UNWORKE	7 699	2 106	1 167	111 NON-ALCOHL BEVERAGES NES	3 998	642	357
682 COPPER EXC CEMENT COPPER	181	132	76	112 ALCOHOLIC BEVERAGES	10 889	1 841	1 016
684 ALUMINIUM	223	139	79	122 TOBACCO MFRS	128	573	319
685 LEAD	4 249	355	217	211 HIDES, SKINS, UNDRESSED	11 252	3 521	1 939
691 STRUCTURES AND PARTS NES	262	103	56	222 SEEDS FOR SOFT/FIXED OIL	398	60	34
692 METAL TANKS, BOXES, ETC	551	366	200	233 RUBBER, SYNTHETIC, RECLAIMD	51 877	13 465	7 502
				251 PULP AND WASTE PAPER	5 999	65	36

7 IMPORTS AND EXPORTS (SPECIAL TRADE) BY COUNTRIES OF PRODUCTION AND CONSUMPTION AND BY GROUPS OF THE SITC-REV. II 1987

GROUP DESCRIPTION	DT * 100 KG	1 000 DM	1 000 \$	GROUP DESCRIPTION	DT * 100 KG	1 000 DM	1 000 \$
263 COTTON	5 551	1 314	736	722 TRACTORS NON-ROAD	27 019	28 198	15 727
266 SYNTHETIC FIBRE TO SPIN	56 263	17 286	9 570	723 CIVIL ENGINEER EQUIP ETC	22 504	21 998	12 285
267 OTHER MAN-MADE FIBRES	6 951	2 300	1 269	724 TEXTILE, LEATHER MACHNRY	48 085	189 991	106 318
268 WOOL(Exc TOPS), ANML HAIR	1 386	851	483	725 PAPER ETC MILL MACHINERY	6 933	12 631	7 080
269 WASTE OF TEXTILE FABRICS	3 841	697	389	726 PRINTG,BKBDNG MACHY, PTS	9 299	38 578	21 346
273 STONE, SAND AND GRAVEL	20 408	1 008	557	727 FOOD MACHRY NON-DOMESTIC	7 747	3 774	2 099
274 SULPHUR ETC	11 748	269	152	728 OTH MACHY FOR SPCL INDUS	37 834	86 034	47 893
277 NATURAL ABRASIVES NES	240	1 208	670	736 MACHINE TOOLS FOR METAL	7 810	20 876	11 709
278 OTHER CRUDE MINERALS	24 104	1 781	996	737 METALWORKING MACHNRY NES	1 602	5 523	3 117
282 IRON AND STEEL, SCRAP	4 095	206	115	741 HEATING, COOLING EQUIPMNT	12 293	26 451	14 695
287 BASE METAL DRES, CONC NES	10 563	935	522	742 PUMPS FOR LIQUIDS ETC	3 145	13 104	7 311
288 NONFERR METAL SCRAP NES	687	68	36	743 PUMPS NES, CENTRIFUGES ETC	8 450	24 608	13 743
291 CRUDE ANIMAL MTRIALS NES	15 968	5 735	3 180	744 MECHANICAL HANDLING EQU	16 831	29 288	16 378
292 CRUDE VEG MATERIALS NES	3 505	5 939	3 307	745 NONELEC MACHY, TOOLS NES	6 224	30 365	16 908
322 COAL, LIGNITE, PEAT	29 911	784	436	749 NONELEC MACH PTS, ACC NES	15 044	54 803	30 555
323 BRIQUETS, COKE, SEMI-COKE	34 935	1 196	668	751 OFFICE MACHINES	4 265	25 141	14 113
334 PETROLEUM PRODUCTS, REFIN	42 450	12 041	6 711	752 AUTOMATIC DATA PROC EQUIP	2 382	51 737	29 100
335 RESIDUAL PETRLM PROD NES	24 409	1 614	916	759 OFFICE & ADP MCH PTS, ACC	604	10 626	5 926
411 ANIMAL OILS AND FATS	3 768	509	286	761 TELEVISION RECEIVERS	13 357	33 811	19 058
424 FIXED VEG OIL NONSOFT	2 745	352	197	762 RADIO BROADCAST RECEIVRS	4 459	15 433	8 634
431 PROCESD ANML VEG OIL, ETC	13 788	2 493	1 368	763 SOUND RECORDRS, PHONOGRPH	2 062	16 248	9 193
511 HYDROCARBONS NES, DERIVS	185 321	14 910	8 244	764 TELECOM EQPT, PTS, ACC NES	16 885	137 429	76 715
512 ALCOHOLS, PHENOLS, ETC	68 444	11 066	6 133	771 ELECTRIC POWER MACHY NES	13 688	18 135	10 119
513 ORGANIC ACIDS, ETC	40 274	11 266	6 255	772 SWITCHGEAR ETC & PTS NES	15 775	82 353	45 850
514 NITROGEN-FUNCTN COMPOUNDS	45 313	22 945	12 834	773 ELECTR DISTRIBUTING MACH	26 269	29 105	16 236
515 ORG-INORG COMPOUNDS ETC	8 622	22 481	12 535	774 ELECTRO-MEDCL, XRAY EQUIP	682	16 259	9 000
516 OTHER ORGANIC CHEMICALS	21 379	6 815	3 801	775 HOUSEHOLD TYPE EQUIP NES	39 466	46 250	25 815
522 INORG ELEMNTS, OXIDES, ETC	329 836	15 625	8 699	776 TRANSISTORS, VALVES, ETC	4 500	67 639	37 657
523 OTHR INORGANIC CHEMICALS	86 336	15 691	8 749	778 ELECTRICAL MACHINERY NES	23 229	53 539	29 987
524 RADIOACTIVE ETC MATERIAL	2	183	100	781 PASS MOTOR VEH EXC BUSES	113 945	168 572	94 600
531 SYNT DYE, NAT INDOGO, LAKES	25 591	61 830	34 335	782 LORRIES, SPCL MTR VEH NES	65 227	69 750	39 112
532 DYES NES, TANNING PRODS	16 406	4 637	2 580	783 ROAD MOTOR VEHICLES NES	6 206	7 079	4 049
533 PIGMENTS, PAINTS, ETC	52 149	32 701	18 269	784 MOTOR VEHCL PTS, ACC NES	30 528	65 935	36 735
541 MEDICINAL ETC PRODUCTS	11 443	73 834	41 006	785 MOTOR & OTHER CYCLES ETC	715	1 542	851
551 ESSENTL OIL, PERFUME, ETC	890	2 918	1 624	786 VEH NES NONMOTR, TRAILERS	6 698	4 149	2 304
553 PERFUMERY, COSMETICS, ETC	3 015	4 007	2 235	791 RAILWAY VEHICLES	1 001	5 305	3 148
554 SOAPS, CLEANING ETC PREPS	39 569	16 563	9 234	792 AIRCRAFT	593	65 804	39 039
562 FERTILIZERS MANUFACTURED	31 504	1 571	867	793 SHIPS AND BOATS	79 854	5 882	3 288
572 EXPLOSIVES, PYROTECH PROD	185	1 338	730	812 PLUMB, HEATING, LGHTNG EQU	1 360	3 495	1 961
582 PROD OF CONDENSATION ETC	85 860	57 484	32 088	821 FURNITURE	6 587	9 330	5 228
583 PROD OF POLYMERIZING ETC	243 688	83 441	46 478	831 TRAVEL GOODS, HANDSAGS	1 047	2 405	1 344
584 CELLULOSE DERIVATIVES ETC	7 200	5 867	3 262	842 MENS OUTERWEAR NOT KNIT	1 209	5 159	2 852
585 PLASTIC MATERIALS NES	11 501	2 321	1 291	843 WOMENS OUTERWEAR NONKNIT	359	3 696	2 049
591 PESTICIDES, DISINFECTANTS	25 987	30 278	16 778	844 UNDERWEAR NOT KNIT	144	742	415
592 STARCH, INULIN, GLUTEN, ETC	8 854	4 458	2 482	845 UNDERWEAR KNIT NONELASTC	935	4 870	2 711
598 MISC CHEMICAL PRODS NES	144 409	60 530	33 706	846 UNDERWEAR KNITTED	5 080	13 424	7 506
611 LEATHER	22 186	85 088	47 579	847 TXTL CLTHNG ACCESSRYS NES	3 471	11 890	6 666
612 LEATHER ETC MANUFACTURES	13 507	28 049	15 645	848 HEADGEAR, NONTXL CLOTHNG	1 198	4 238	2 367
613 FUR SKINS TANNED, DRESSED	1 079	6 197	3 415	851 FOOTWEAR	555	2 377	1 313
621 MATERIALS OF RUBBER	8 712	6 270	3 489	871 OPTICAL INSTRUMENTS	209	3 928	2 176
625 RUBBER TYRES, TUBES	28 519	21 149	11 812	872 MEDICAL INSTRUMENTS NES	2 833	15 386	8 621
628 RUBBER ARTICLES NES	2 907	10 592	5 929	873 METERS & COUNTERS NES	472	3 079	1 722
633 CORK MANUFACTURES	48	62	36	874 MEASURING, CONTROLNG INSTR	2 275	42 597	23 777
634 VENEERS, PLYWOOD, ETC	4 242	1 413	787	881 PHOTO APPAR & EQUIPT NES	1 528	22 977	12 819
635 WOOD MANUFACTURES NES	1 109	1 030	578	882 PHOTO, CINEMA SUPPLIES	9 285	17 363	9 638
641 PAPER AND PAPERBOARD	61 666	23 917	13 297	883 DEVELOPED CINEMA FILM	9	111	63
642 ARTICLES OF PAPER ETC	19 594	9 644	5 389	884 OPTICAL GOODS NES	678	10 831	6 037
651 TEXTILE YARN AND THREAD	59 511	60 911	33 955	885 WATCHES AND CLOCKS	1 382	12 403	6 955
652 COTTON FABRICS, WOVEN	35 857	59 519	50 354	892 PRINTED MATTER	16 942	18 880	10 520
653 WOVN MAN-MADE FIB FABRIC	22 236	86 512	48 703	893 ARTICLES OF PLASTIC NES	19 428	22 956	12 814
654 OTH WOVEN TEXTILE FABRIC	8 347	28 880	16 088	894 TOYS, SPORTING GOODS, ETC	9 866	12 180	6 776
655 KNIT ETC FABRICS	6 257	20 264	11 322	895 OFFICE SUPPLIES NES	3 193	10 974	6 139
656 LACE, RIBBONS, TULLE, ETC	830	6 272	3 512	896 WORKS OF ART ETC	38	1 461	787
657 SPECIAL TEXTILE ETC PROD	16 586	38 007	21 307	897 GOLD, SILVER WARE, JEWELRY	38	2 405	1 342
658 TEXTILE ARTICLES NES	739	2 051	1 142	898 MUSICAL INSTRUMENTS, PTS	4 732	16 006	8 974
659 FLOOR COVERINGS ETC	1 027	1 839	1 020	899 OTHER MANUFACTURED GOODS	15 064	32 300	18 033
662 CLAY, REFRACTORY BLDG PRD	25 003	4 495	2 511	951 WAR FIREARMS, AMMUNITION	238	2 327	1 329
663 OTH NONMETAL MINERAL MFS	17 918	14 942	8 307	971 GOLD, NON MONETARY NES		4 780	2 674
664 GLASS	17 015	7 584	4 205				
665 GLASSWARE	4 876	4 797	2 861	SPAIN			
666 POTTERY	7 044	6 646	3 704	IMPORTS	37 730 339	8 060 212	4 511 935
667 PEARL, PREC-, SEMI-P STONE	*	*	*				
671 PIG IRON ETC	27 935	1 537	854				
672 IRON, STL PRIMARY FORMS	1 313 108	68 637	38 425	001 LIVE ANIMALS	563	689	374
673 IRON AND STEEL SHAPES	90 701	12 213	6 784	011 MEAT FRESH, CHILLD, FROZEN	9 436	6 531	3 716
674 IRN, STL UNIV, PLATE, SHEET	657 071	68 165	37 870	014 MEAT PREPD, PRSVD, NES ETC	250	113	63
675 IRON, STEEL HOOP, STRIP	232 967	24 551	13 678	022 MILK AND CREAM	12 128	3 607	2 052
676 RAILWAY RAILS ETC IRN, STL	1 740	585	320	024 CHEESE AND CURD	1 354	1 279	712
677 IRN, STL WIRE EXCL W ROD	15 748	6 822	3 800	025 EGGS, BIRDS, FRESH, PRSVD	7 637	1 453	825
678 IRON, STL TUBES, PIPES, ETC	114 893	28 443	15 773	034 FISH FRESH, CHILLED, FROZN	7 415	3 405	1 915
679 IRN, STL CASTINGS UNWORKE	747	275	152	035 FISH SALTED, DRIED, SMOKED	2 433	1 814	1 016
681 SILVER, PLATINUM, ETC	623	23 217	12 999	036 SHELL FISH FRESH, FROZEN	16 697	7 059	3 955
682 COPPER EXC CEMENT COPPER	30 164	18 085	10 096	037 FISH ETC PREPD PRSVD NES	22 329	15 395	8 566
683 NICKEL	297	899	492	041 WHEAT ETC UNMILLED	15 778	684	368
684 ALUMINIUM	31 448	20 895	11 653	042 RICE	16 362	1 617	908
685 LEAD	13 839	1 670	916	043 BARLEY UNMILLED	57 758	2 989	1 763
686 ZINC	3 715	941	530	044 MAIZE UNMILLED	344 612	15 970	9 246
687 TIN	105	176	100	045 CEREALS NES UNMILLED	223 991	10 209	5 845
689 NON-FER BASE METALS NES	66	305	170	048 CEREAL ETC PREPARATIONS	1 681	793	453
691 STRUCTURES AND PARTS NES	2 057	2 181	1 245	054 VEG ETC FRSH, SMPLY PRSVD	3 445 394	438 936	247 074
692 METAL TANKS, BOXES, ETC	1 449	1 122	635	056 VEGTBLES ETC PRSVD, PREPD	164 304	55 448	30 981
693 WIRE PRODUCTS NON ELECTR	4 911	2 552	1 414	057 FRUIT, NUTS, FRESH, DRIED	8 410 417	956 592	539 545
694 STL, COPPR NAILS, NUTS, ETC	6 514	5 557	3 100	058 FRUIT PRESERVED, PREPARED	547 112	105 882	58 935
695 TOOLS	10 867	27 030	15 027	061 SUGAR AND HONEY	4 925	2 118	1 184
696 CUTLERY	1 370	6 845	3 803	062 SUGAR PREPS NON-COCCA	6 980	4 948	2 815
697 BASE MTL HOUSEHOLD EQUIP	11 078	18 844	10 612	072 COCOA	15 935	13 789	7 795
699 OTHER METAL MANUFACTURES	23 218	24 142	13 449	073 CHOCOLATE AND PRODUCTS	1 332	1 126	648
700 INDUSTRIAL PLANT, CHAP 84	10 556	8 914	5 135	075 SPICES	47 832	15 046	8 350
711 STEAM BOILERS & AUX PLNT	1 944	4 921	2 749	081 FEEDING STUFF FOR ANIMLS	9 649	966	534
712 STEAM ENGINES, TURBINES	1 013	5 941	3 297	098 EDIBLE PRODCTS, PREPS NES	7 822	2 728	1 518
713 INTRNL COMBUS PISTN ENGN	5 389	27 722	15 557	111 NON-ALCOHL BEVERAGES NES	332	55	30
714 ENGINES & MOTORS NES	76	2 373	1 342	112 ALCOHOLIC BEVERAGES	526 885	152 382	85 157
716 ROTATING ELECTRIC PLANT	6 512	14 819	8 287	121 TOBACCO UNMNFCTRD, REFUSE	158	79	44
718 OTH POWER GENERATG MACHY	344	1 657	918	122 TOBACCO MFRS	59	90	48
721 AGRIC MACHY, EXC TRACTORS	21 059	23 345	13 107	211 HIDES, SKINS, UNRESSED	8 364	1 211	687

7 IMPORTS AND EXPORTS (SPECIAL TRADE) BY COUNTRIES OF PRODUCTION AND CONSUMPTION AND BY GROUPS OF THE SITC-REV. II 1987

GROUP DESCRIPTION	DT * 100 KG	1 000 DM	1 000 \$	GROUP DESCRIPTION	DT * 100 KG	1 000 DM	1 000 \$
212 FUR SKINS UNRESSED	224	759	419	699 OTHER METAL MANUFACTURES	71 429	40 051	22 366
222 SEEDS FOR SOFT/FIXED OIL	173 662	14 352	8 354	711 STEAM BOILERS & AUX PLNT	8 893	2 064	1 176
223 SEEDS FOR OTH FIXED OILS	1 089	134	74	712 STEAM ENGINES, TURBINES	216	3 593	1 971
233 RUBBER, SYNTHETIC, RECLAIMD	59 180	16 471	9 166	713 INTRNL COMBUS PISTN ENGN	227 522	274 464	153 973
244 CORK RAW AND WASTE	2 304	219	122	714 ENGINES & MOTORS NES	355	3 646	2 099
245 FUEL WOOD NES, CHARCOAL	155 366	9 449	5 217	716 ROTATING ELECTRIC PLANT	56 146	72 186	40 299
248 WOOD SHAPED	27 144	976	546	718 OTH POWER GENERATG MACHY	70	320	179
251 PULP AND WASTE PAPER	921 069	96 446	53 969	721 AGRIC MACHY, EXC TRACTORS	1 625	1 257	694
263 COTTON	36 428	9 672	5 400	722 TRACTORS NON-ROAD	702	550	302
266 SYNTHETIC FIBRE TO SPIN	3 711	1 018	569	723 CIVIL ENGINEERG EQUIP ETC	4 013	2 208	1 225
267 OTHER MAN-MADE FIBRES	2 484	592	325	724 TEXTILE, LEATHER MACHNRY	11 451	17 158	9 584
268 WOOL(EXC TOPS), ANML HAIR	7 439	4 303	2 428	725 PAPER ETC MILL MACHINERY	3 201	10 150	5 673
269 WASTE OF TEXTILE FABRICS	572	80	43	726 PRINTG, BKBINDG MACHY, PTS	5 060	7 607	4 261
273 STONE, SAND AND GRAVEL	53 118	2 065	1 134	727 FOOD MACHRY NON-DOMESTIC	521	971	539
277 NATURAL ABRASIVES NES	5 607	260	143	728 OTH MACHY FOR SPCL INDUS	11 650	26 142	14 653
278 OTHER CRUDE MINERALS	2 461 754	46 596	26 052	736 MACHINE TOOLS FOR METAL	66 094	98 827	55 002
281 IRON ORE, CONCENTRATES	481 264	1 848	1 022	737 METALWORKING MACHNRY NES	8 744	7 053	3 909
282 IRON AND STEEL SCRAP	7 025	791	447	741 HEATING, COOLING EQUIPMNT	29 744	26 111	14 651
287 BASE METAL ORES, CONC NES	129 657	20 760	11 595	742 PUMPS FOR LIQUIDS ETC	8 220	9 629	5 339
288 NONFERR METAL SCRAP NES	27 305	4 261	2 335	743 PUMPS NES, CENTRIFUGES ETC	77 589	102 397	57 063
289 PREC METAL ORE, WASTE NES	275	2 127	1 159	744 MECHANICAL HANDLING EQU	24 323	16 536	9 357
291 CRUDE ANIMAL MTRIALS NES	5 098	3 235	1 796	745 NONELEC MACHY, TOOLS NES	3 530	7 248	4 044
292 CRUDE VEG MATERIALS NES	91 670	49 098	27 433	749 NONELEC MACH PTS, ACC NES	86 267	100 985	56 371
323 BRIQUETS, COKE, SEMI-COKE	87 993	2 361	1 312	751 OFFICE MACHINES	645	2 407	1 318
334 PETROLEUM PRODUCTS, REFIN	5 670 209	137 719	77 477	752 AUTOMATIC DATA PROC EQUIP	7 901	187 091	105 793
335 RESIDUAL PETRLM PROD NES	220 750	8 433	4 752	759 OFFICE & ADP MCH PTS, ACC	4 252	128 166	71 812
411 ANIMAL OILS AND FATS	1 612	177	102	761 TELEVISION RECEIVERS	9 100	24 790	13 975
423 FIXED VEG OILS, SOFT	10 580	4 335	2 418	762 RADIO BROADCAST RECEIVRS	24	817	447
424 FIXED VEG OIL NONSOFT	35 001	2 430	1 349	763 SOUND RECORDRS, PHONOGRPH	5	135	79
431 PROCESD ANML VEG OIL, ETC	24 010	1 724	960	764 TELECOM EQPT, PTS, ACC NES	8 803	39 987	22 952
511 HYDROCARBONS NES, DERIVS	1 246 433	79 720	44 434	771 ELECTRICAL POWER MACHY NES	2 948	15 817	8 998
512 ALCOHOLS, PHENOLS, ETC	65 381	10 208	5 785	772 SWITCHGEAR ETC & PTS NES	20 225	85 064	47 539
513 ORGANIC ACIDS, ETC	53 059	14 883	8 334	773 ELECTR DISTRIBUTING MACH	27 021	71 494	39 906
514 NITROGEN-FUNCTN COMPOUNDS	32 928	20 526	11 363	774 ELECTRO-MEDCL, XRAY EQUIP	305	1 282	712
515 ORG-INORG COMPOUNDS ETC	10 447	17 423	9 647	775 HOUSEHOLD TYPE EQUIP NES	65 675	76 408	42 724
516 OTHER ORGANIC CHEMICALS	62 228	10 791	5 995	776 TRANSISTORS, VALVES, ETC	856	9 145	5 104
522 INORG ELEMNTS, OXIDES, ETC	85 090	10 237	5 739	778 ELECTRICAL MACHINERY NES	150 502	262 466	146 578
523 OTHR INORGANIC CHEMICALS	208 789	14 685	8 163	781 PASS MOTOR VEH EXC BUSES	753 818	928 731	520 082
524 RADIOACTIVE ETC MATERIAL	3	63	35	782 LORRIES, SPCL MTR VEH NES	9 886	13 145	7 726
531 SYNT DYE, NAT INDGO, LAKES	12 425	9 345	5 228	784 MOTOR VEHCL PTS, ACC NES	650 020	401 991	224 798
532 DYES NES, TANNING PRODS	2 754	3 452	1 922	785 MOTOR & OTHER CYCLES ETC	2 270	4 384	2 420
533 PIGMENTS, PAINTS, ETC	31 669	13 411	7 453	786 VEH NES NONMOTR, TRAILERS	7 574	3 334	1 844
541 MEDICINAL ETC PRODUCTS	10 672	98 053	54 435	791 RAILWAY VEHICLES	10 087	8 808	4 957
551 ESSENTIAL OIL, PERFUME, ETC	3 155	4 674	2 605	792 AIRCRAFT	472	24 724	13 456
553 PERFUMERY, COSMETICS, ETC	3 709	10 078	5 615	793 SHIPS AND BOATS	84 382	4 119	2 257
554 SOAPS, CLEANING ETC PREPS	38 333	8 810	4 958	812 PLUMB, HEATNG, LGHTNG EQU	11 192	10 498	5 874
562 FERTILIZERS MANUFACTURED	1 470 496	30 478	17 167	821 FURNITURE	54 012	63 338	35 656
572 EXPLOSIVES, PYROTECH PROD	353	615	358	831 TRAVEL GOODS, HANDBAGS	892	5 016	2 775
582 PROD OF CONDENSATION ETC	69 836	21 175	11 825	842 MENS OUTERWEAR NOT KNIT	10 279	32 790	18 260
583 PROD OF POLYMERIZING ETC	319 236	58 362	32 605	843 WOMENS OUTERWEAR NONKNIT	1 757	13 470	7 490
584 CELLULOSE DERIVATIVES ETC	648	583	320	844 UNDERWEAR NOT KNIT	314	1 618	896
585 PLASTIC MATERIALS NES	17 760	5 947	3 292	845 UNDERWEAR KNIT NONELASTC	6 788	27 404	15 260
591 PESTICIDES, DISINFECTANTS	1 437	2 202	1 205	846 UNDERWEAR KNITTED	1 882	10 943	6 077
592 STARCH, INULIN, GLUTEN, ETC	5 257	3 216	1 787	847 TXTL CLTHNG ACCESSRY NES	1 851	1 530	860
598 MISC CHEMICAL PRODS NES	93 574	12 376	6 896	848 HEADGEAR, NONTXL CLOTHNG	6 291	28 473	15 803
611 LEATHER	3 410	33 104	18 421	851 FOOTWEAR	136 846	427 953	238 677
612 LEATHER ETC MANUFACTURES	2 499	6 546	3 657	871 OPTICAL INSTRUMENTS	41	376	212
613 FUR SKINS TANNED, DRESSED	3 449	45 901	25 536	872 MEDICAL INSTRUMENTS NES	2 356	9 204	5 143
621 MATERIALS OF RUBBER	14 722	8 008	4 476	873 METERS & COUNTERS NES	85	562	326
625 RUBBER TYRES, TUBES	169 045	108 796	60 689	874 MEASURING, CONTROLNG INSTR	6 001	37 375	20 884
628 RUBBER ARTICLES NES	11 156	17 444	9 765	881 PHOTO APPAR & EQUIPT NES	109	432	237
633 CORK MANUFACTURES	14 706	8 993	5 015	882 PHOTO, CINEMA SUPPLIES	2 112	9 649	5 382
634 VENEERS, PLYWOOD, ETC	16 077	5 390	2 963	883 DEVELOPED CINEMA FILM	56	662	365
635 WOOD MANUFACTURES NES	15 393	13 450	7 529	884 OPTICAL GOODS NES	119	2 923	1 632
641 PAPER AND PAPERBOARD	373 724	52 989	29 391	885 WATCHES AND CLOCKS	594	2 299	1 292
642 ARTICLES OF PAPER ETC	12 260	6 588	3 695	892 PRINTED MATTER	107 140	48 940	27 271
651 TEXTILE YARN AND THREAD	112 806	77 725	43 391	893 ARTICLES OF PLASTIC NES	23 376	23 247	12 966
652 COTTON FABRICS, WOVEN	6 864	12 911	7 288	894 TOYS, SPORTING GOODS, ETC	12 852	23 185	12 971
653 WOVN MAN-MADE FIB FABRIC	5 095	18 858	10 620	895 OFFICE SUPPLIES NES	3 533	3 777	2 132
654 OTH WOVEN TEXTILE FABRIC	2 124	11 942	6 705	896 WORKS OF ART ETC	684	3 262	1 821
655 KNIT ETC FABRICS	5 700	6 595	3 657	897 GOLD, SILVER WARE, JEWELRY	70	10 762	6 063
656 LACE, RIBBONS, TULLE, ETC	1 076	2 511	1 411	898 MUSICAL INSTRUMENTS, PTS	1 750	7 342	4 133
657 SPECIAL TEXTILE ETC PROD	19 637	16 063	8 953	899 OTHER MANUFACTURED GOODS	6 380	13 956	7 795
658 TEXTILE ARTICLES NES	2 374	6 315	3 554	941 ZOO ANIMALS, PETS	43	211	116
659 FLOOR COVERINGS ETC	4 100	3 922	2 187	951 WAR FIREARMS, AMMUNITION	523	1 433	808
661 CEMENT ETC BUILDING PROD	567 917	40 806	22 878	961 COIN NONGOLD, NONCURRENT	62	62	36
662 CLAY, REFRACTORY BLDG PRD	341 447	32 289	17 964	971 GOLD, NON MONETARY NES	166	19 514	10 702
663 OTH NONMETAL MINERAL MFS	49 612	18 083	10 123				
664 GLASS	38 977	13 927	7 828	EXPORTS	27 507 401	14 559 373	8 136 420
665 GLASSWARE	15 791	7 133	3 990				
666 POTTERY	13 699	7 837	4 412	001 LIVE ANIMALS	151 325	57 002	31 742
667 PEARL, PREC-, SEMI-P STONE	0	0	0	011 MEAT FRESH, CHILLD, FROZEN	21 813	8 237	4 586
671 PIG IRON ETC	92 073	11 862	6 652	012 MEAT DRIED, SALTED, SMOKED	44	55	32
672 IRON, STL PRIMARY FORMS	192 268	9 962	5 425	014 MEAT PREPD, PRSVD, NES ETC	4 214	2 625	1 474
673 IRON AND STEEL SHAPES	2 520 899	179 801	99 887	022 MILK AND CREAM	13 581	2 273	1 299
674 IRN, STL UNIV. PLATE, SHEET	828 668	82 301	45 723	023 BUTTER	217	102	56
675 IRON, STEEL HOOP, STRIP	44 289	12 603	6 889	024 CHEESE AND CURD	26 906	20 478	11 435
677 IRN, STL WIRE EXCL W ROD	22 016	5 097	2 823	025 EGGS, BIRDS, FRESH, PRSRVD	1 193	740	413
678 IRON, STL TUBES, PIPES, ETC	240 347	38 911	21 580	034 FISH FRESH, CHILLED, FROZN	4 242	1 318	737
679 IRN, STL CASTINGS UNWORKE	11 574	4 208	2 348	035 FISH SALTED, DRIED, SMOKED	1 310	1 726	968
681 SILVER, PLATINUM, ETC	64	4 053	2 246	036 SHELL FISH FRESH, FROZEN	29 924	7 259	4 052
682 COPPER EXC CEMENT COPPER	48 084	19 721	11 006	037 FISH ETC PREPD PRSVD NES	8 406	5 738	3 206
683 NICKEL	16	103	59	048 CEREAL ETC PREPARATIONS	82 809	29 747	16 527
684 ALUMINIUM	263 816	72 714	39 957	054 VEG ETC FRSH, SHPLY PRSVD	39 521	3 094	1 728
685 LEAD	1 659	478	267	056 VEGTBLES ETC PRSVD, PREPD	19 000	4 887	2 717
686 ZINC	15 889	2 484	1 348	057 FRUIT, NUTS, FRESH, DRIED	27 682	9 266	5 170
687 TIN	348	501	275	058 FRUIT PRESERVED, PREPARED	7 345	2 629	1 454
689 NON-FER BASE METALS NES	110	73	40	061 SUGAR AND HONEY	14 649	1 828	1 085
691 STRUCTURES AND PARTS NES	13 412	4 967	2 785	062 SUGAR PREPS NON-COCOA	3 319	1 793	989
692 METAL TANKS, BOXES, ETC	3 514	2 154	1 188	071 COFFEE AND SUBSTITUTES	939	1 270	713
693 WIRE PRODUCTS NON ELECTR	19 373	5 329	3 006	072 COCOA	2 581	344	191
694 STL, COPPR NAILS, NUTS, ETC	61 944	23 437	13 090	073 CHOCOLATE AND PRODUCTS	35 775	21 677	12 102
695 TOOLS	22 187	49 827	27 721	074 TEA AND MATE	916	705	392
696 CUTLERY	1 690	7 223	4 022	075 SPICES	3 521	2 678	1 502
697 BASE MTL HOUSEHOLD EQUIP	10 559	16 350	9 173	081 FEEDING STUFF FOR ANIMLS	50 167	11 686	6 559

7 IMPORTS AND EXPORTS (SPECIAL TRADE) BY COUNTRIES OF PRODUCTION AND CONSUMPTION AND BY GROUPS OF THE SITC-REV. II 1987

GROUP DESCRIPTION	DT * 100 KG	1 000 DM	1 000 \$	GROUP DESCRIPTION	DT * 100 KG	1 000 DM	1 000 \$
091 MARGARINE AND SHORTENING	63 175	4 472	2 507	685 LEAD	6 207	2 082	1 166
098 EDIBLE PRODUCTS,PREPS NES	45 346	17 665	9 833	686 ZINC	6 271	1 723	957
111 NON-ALCOHL BEVERAGES NES	28 683	4 883	2 721	687 TIN	1 168	1 547	859
112 ALCOHOLIC BEVERAGES	179 722	24 801	13 748	689 NON-FER BASE METALS NES	1 172	1 743	981
121 TOBACCO UNMNFCTDR, REFUSE	613	824	474	691 STRUCTURES AND PARTS NES	34 798	18 645	10 553
122 TOBACCO MFERS	1 520	5 242	2 909	692 METAL TANKS,BOXES,ETC	39 975	28 750	15 936
211 HIDES,SKINS,UNDRESSED	113 303	20 227	11 242	693 WIRE PRODUCTS NON ELECTR	22 017	12 232	6 792
212 FUR SKINS UNDRESSED	42	903	501	694 STL, COPPR NAILS,NUTS,ETC	38 084	39 474	22 013
222 SEEDS FOR SOFT/FIXED OIL	1 363	284	163	695 TOOLS	33 746	82 850	46 250
223 SEEDS FOR OTH FIXED OILS	855	243	135	696 CUTLERY	4 494	21 050	11 801
232 NATURAL RUBBER,GUMS	2 270	353	195	697 BASE MTL HOUSEHOLD EQUIP	31 694	44 438	24 861
233 RUBBER,SYNTHETIC,RECLAIMD	150 221	34 860	19 451	699 OTHER METAL MANUFACTURES	118 467	132 111	73 716
246 PULPMOOD,CHIPS,WOODWASTE	1 613	79	46	700 INDUSTRIAL PLANT,CHAP 84	17 917	38 656	21 557
247 OTH WOOD ROUGH,SQUARED	17 590	1 187	660	703 INDUSTRIAL PLANT,CHAP 85	584	13 482	7 348
248 WOOD SHAPED	930 557	43 175	24 481	711 STEAM BOILERS & AUX PLNT	4 369	10 316	5 715
251 PULP AND WASTE PAPER	25 668	3 090	1 712	712 STEAM ENGINES TURBINES	1 107	8 058	4 462
263 COTTON	22 020	3 559	1 989	713 INTRNL COMBUS PISTN ENGN	432 119	662 525	369 523
266 SYNTHETIC FIBRE TO SPIN	230 431	86 028	47 894	714 ENGINES & MOTORS NES	1 62	2 967	1 664
267 OTHER MAN-MADE FIBRES	33 069	11 346	6 352	716 ROTATING ELECTRIC PLANT	36 572	63 377	35 317
268 WOOL(EXC TOPS),ANML HAIR	1 186	924	526	718 OTH POWER GENERATG MACHY	4 355	140 840	77 506
269 WASTE OF TEXTILE FABRICS	52 063	5 799	3 265	721 AGRIC MACHY,EXC TRACTORS	75 308	72 458	40 001
273 STONE,SAND AND GRAVEL	16 661	447	248	722 TRACTORS NON-ROAD-	47 500	44 108	24 699
274 SULPHUR ETC	5 251	1 620	897	723 CIVIL ENGINEERG EQUIP ETC	114 663	112 585	63 071
277 NATURAL ABRASIVES NES	936	1 299	715	724 TEXTILE,LEATHER MACHNRY	61 680	213 651	119 453
278 OTHER CRUDE MINERALS	224 545	9 916	5 520	725 PAPER ETC MILL MACHINERY	18 902	63 784	35 638
282 IRON AND STEEL SCRAP	516 032	10 331	5 729	726 PRINTG,BKBDNG MACHY,PTS	56 424	209 121	116 604
287 BASE METAL ORES,CONC NES	72 102	7 835	4 388	727 FOOD MACHRY NON-DOMESTIC	8 002	42 213	23 625
288 NONFERR METAL SCRAP NES	64 298	6 472	3 633	728 OTH MACHY FOR SPCL INDUS	97 253	303 176	170 057
289 PREC METAL ORE,WASTE NES	34	212	124	736 MACHINE TOOLS FOR METAL	50 866	126 416	71 288
291 CRUDE ANIMAL MTRIALS NES	29 855	9 697	5 432	737 METALWORKING MACHNRY NES	15 516	43 942	24 875
292 CRUDE VEG MATERIALS NES	15 237	20 923	11 561	741 HEATING,COOLING EQUIPMNT	30 572	85 875	47 910
322 COAL,LIGNITE,PEAT	422 438	8 952	5 003	742 PUMPS FOR LIQUIDS ETC	19 005	78 731	44 117
323 BRIQUETS,COKE,SEMI-COKE	55 627	2 190	1 203	743 PUMPS NES,CENTRIFUGES ETC	59 459	140 258	78 292
334 PETROLEUM PRODUCTS,REFIN	78 679	17 908	10 012	744 MECHANICAL HANDLING EQU	134 026	153 761	85 693
335 RESIDUAL PETRLM PROD NES	164 062	8 190	4 611	745 NONELEC MACHY,TOOLS NES	30 729	151 233	84 742
411 ANIMAL OILS AND FATS	33 620	2 905	1 604	749 NONELEC MACH PTS,ACC NES	130 267	270 640	150 759
423 FIXED VEG OILS,SOFT	913	141	81	751 OFFICE MACHINES	11 396	75 522	42 532
424 FIXED VEG OIL NONSOFT	6 103	719	393	752 AUTOMATIC DATA PROC EQUIP	23 847	407 780	229 322
431 PROCESD ANML VEG OIL,ETC	32 899	5 144	2 851	759 OFFICE & ADP MCH PTS,ACC	6 016	212 319	118 668
511 HYDROCARBONS NES,DERIVS	221 656	35 111	19 501	761 TELEVISION RECEIVERS	8 714	26 916	15 251
512 ALCOHOLS,PHENOLS,ETC	301 207	64 886	36 175	762 RADIO BROADCAST RECEIVRS	7 065	28 333	15 856
513 ORGANIC ACIDS,ETC	382 963	98 768	55 002	763 SOUND RECORDRS,PHONOGRPH	13 790	109 314	61 799
514 NITROGEN-FUNCTN COMPOUNDS	289 667	128 486	71 557	764 TELECOM EQPT,PTS,ACC NES	19 932	148 193	83 053
515 ORG-INORG COMPOUNDS ETC	79 013	117 340	65 230	771 ELECTRIC POWER MACHY NES	15 062	68 965	38 482
516 OTHER ORGANIC CHEMICALS	370 573	66 435	37 043	772 SWITCHGEAR ETC & PTS NES	58 241	269 466	150 149
522 INORG ELEMNTS,OXIDES,ETC	888 594	52 444	29 188	773 ELECTR DISTRIBUTING MACH	15 080	31 941	17 832
523 OTHR INORGANIC CHEMICALS	356 042	48 538	27 115	774 ELECTRO-MEDCL,XRAY EQUIP	2 695	46 581	26 044
524 RADIOACTIVE ETC MATERIAL	5	2 539	1 404	775 HOUSEHOLD TYPE EQUIP NES	133 087	140 350	78 416
531 SYNT DYE,NAT INDGO,LAKES	45 771	106 587	59 292	776 TRANSISTORS,VALVES,ETC	52 317	133 758	74 923
532 DYES NES,TANNING PRODS	17 602	5 320	2 971	778 ELECTRICAL MACHINERY NES	219 288	377 414	210 421
533 PIGMENTS,PAINTS,ETC	182 872	106 867	59 601	781 PASS MOTOR VEH EXC BUSES	1 368 267	2 019 982	1 129 778
541 MEDICINAL ETC PRODUCTS	29 324	189 435	105 006	782 LORRIES,SPCL MTR VEH NES	345 939	373 417	205 004
551 ESSENTL OIL,PERFUME,ETC	7 647	20 406	11 359	783 ROAD MOTOR VEHICLES NES	78 518	99 016	55 574
553 PERFUMERY,COSMETICS,ETC	6 300	10 639	5 974	784 MOTOR VEHCL PTS,ACC NES	1 015 258	886 497	494 843
554 SOAPS CLEANING ETC PREPS	104 675	33 789	18 857	785 MOTOR & OTHER CYCLES ETC	7 217	22 577	12 611
562 FERTILIZERS MANUFACTURED	2 123 121	35 036	19 568	786 VEH NES NONMOTR,TRAILERS	65 111	44 342	24 881
572 EXPLOSIVES,PYROTECH PROD	2 664	1 428	821	791 RAILWAY VEHICLES	1 852	8 266	4 724
582 PROD OF CONDENSATION ETC	409 025	233 139	129 784	792 AIRCRAFT	1 918	161 123	92 240
583 PROD OF POLYMERIZING ETC	703 459	217 385	121 265	793 SHIPS AND BOATS	48 233	10 807	5 957
584 CELLULOSE DERIVATIVES ETC	38 524	25 375	14 106	801 INDUSTRIAL PLANT,CHAP 90	94	3 811	2 115
585 PLASTIC MATERIALS NES	41 672	10 008	5 545	812 PLUMBG,HEATNG,LGHTNG EQU	24 883	27 793	15 610
591 PESTICIDES,DISINFECTANTS	54 091	54 175	30 202	821 FURNITURE	52 462	50 998	28 425
592 STARCH,INULIN,GLUTEN,ETC	30 844	18 196	10 152	831 TRAVEL GOODS,HANDBAGS	939	2 991	1 675
598 MISC CHEMICAL PRODS NES	528 102	192 775	107 580	842 MENS OUTERWEAR NOT KNIT	724	7 169	3 863
605 INDUSTRIAL PLANT,CHAP 73	59	255	140	843 WOMENS OUTERWEAR NONKNIT	1 404	20 634	11 335
611 LEATHER	11 055	9 277	5 163	844 UNDERWEAR NOT KNIT	29	545	294
612 LEATHER ETC MANUFACTURES	1 481	5 957	3 336	845 OUTERWEAR KNIT NONELASTC	795	8 301	4 611
613 FUR SKINS TANNED,DRESSED	676	21 628	12 016	846 UNDERWEAR KNITTED	355	2 835	1 681
621 MATERIALS OF RUBBER	16 396	17 918	10 014	847 TXTL CLTHNG ACCESSRYS NES	373	2 545	1 395
625 RUBBER TYRES,TUBES	96 417	48 583	27 205	848 HEADGEAR,NONTXTL CLOTHNG	672	5 406	3 040
628 RUBBER ARTICLES NES	19 615	49 323	27 484	851 FOOTWEAR	1 429	6 825	3 824
633 CORK MANUFACTURES	118	317	178	871 OPTICAL INSTRUMENTS	482	10 661	5 956
634 VENEERS,PLYWOOD,ETC	88 999	15 120	8 446	872 MEDICAL INSTRUMENTS NES	8 430	76 056	42 522
635 WOOD MANUFACTURES NES	13 007	5 348	3 003	873 METERS & COUNTERS NES	1 258	10 584	5 886
641 PAPER AND PAPERBOARD	992 578	214 476	119 779	874 MEASURNG,CTRLNG INSTR	19 606	258 962	144 524
642 ARTICLES OF PAPER ETC	63 632	35 150	19 586	881 PHOTO APPAR & EQUIPT NES	5 317	39 920	22 280
651 TEXTILE YARN AND THREAD	115 929	89 177	49 674	882 PHOTO,CINEMA SUPPLIES	36 225	65 053	36 149
652 COTTON FABRICS,WOVEN	9 241	14 895	8 275	883 DEVELOPED CINEMA FILM	15	253	139
653 MOVN MAN-MADE FIB FABRIC	18 884	43 316	24 258	884 OPTICAL GOODS NES	711	23 813	13 287
654 OTH WOVEN TEXTILE FABRIC	4 718	10 803	6 028	885 WATCHES AND CLOCKS	3 216	33 745	18 886
655 KNIT ETC FABRICS	6 779	16 584	9 283	892 PRINTED MATTER	88 964	88 998	49 431
656 LACE,RIBBONS,TULLE,ETC	1 731	5 336	2 963	893 ARTICLES OF PLASTIC NES	50 061	75 139	41 996
657 SPECIAL TEXTILE ETC PROD	48 313	55 918	31 212	894 TOYS,SPORTING GOODS,ETC	8 717	15 357	8 600
658 TEXTILE ARTICLES NES	1 422	5 481	3 042	895 OFFICE SUPPLIES NES	14 615	58 728	32 639
659 FLOOR COVERINGS ETC	5 169	8 797	4 920	896 WORKS OF ART ETC	248	22 719	13 005
661 CEMENT ETC BUILDING PROD	19 331	1 738	965	897 GOLD,SILVER WARE,JEWELRY	409	7 347	4 105
662 CLAY,REFRACTORY BLDG PRD	164 778	24 600	13 716	898 MUSICAL INSTRUMENTS,PTS	22 179	73 497	41 066
663 OTH NONMETAL MINERAL MFS	116 533	58 349	32 620	899 OTHER MANUFACTURED GOODS	8 767	31 818	17 814
664 GLASS	96 040	45 993	25 692	941 ZOO ANIMALS,PETS	126	291	162
665 GLASSWARE	45 665	29 155	16 295	951 WAR FIREARMS,AMMUNITION	371	1 545	864
666 POTTERY	11 530	14 386	8 023	961 COIN NONGOLD,NONCURRENT	52	52	30
667 PEARL,PREC-,SEMI-P STONE	•	•	•	971 GOLD,NON MONETARY NES	5	1 779	1 066
671 PIG IRON ETC	74 882	10 573	5 891				
672 IRON,STL PRIMARY FORMS	2 981 399	181 417	102 522	CANARY IS			
673 IRON AND STEEL SHAPES	678 364	72 491	40 797				
674 IRN,STL UNIV.PLATE,SHEET	3 443 342	371 915	207 893	IMPORTS	456 904	88 319	49 359
675 IRON,STEEL HOOP,STRIP	756 616	85 352	47 942				
676 RAILWAY RAILS ETC IRN,STL	1 852	333	186	034 FISH FRESH,CHILLED,FROZN	247	254	137
677 IRN,STL WIRE EXCL W ROD	16 234	6 804	3 810	054 VEG ETC FRSH,SMPLY PRSVD	437 682	61 143	34 135
678 IRON,STL TUBES,PIPES,ETC	188 523	44 396	24 966	057 FRUIT,NUTS,FRESH,DRIED	4 050	987	548
679 IRN,STL CASTINGS UNMWORK	9 148	2 921	1 640	292 CRUDE VEG MATERIALS NES	12 659	18 994	10 642
681 SILVER,PLATINUM,ETC	377	10 138	5 681	712 STEAM ENGINES,TURBINES	4	1 490	886
682 COPPER EXC CEMENT COPPER	115 450	82 332	46 092	716 ROTATING ELECTRIC PLANT	44	61	34
683 NICKEL	3 322	7 287	4 062	728 OTH MACHY FOR SPCL INDUS	8	149	91
684 ALUMINIUM	138 790	88 341	49 215	771 ELECTRIC POWER MACHY NES	12	357	195

7 IMPORTS AND EXPORTS (SPECIAL TRADE) BY COUNTRIES OF PRODUCTION AND CONSUMPTION AND BY GROUPS OF THE SITC-REV. II 1987

GROUP DESCRIPTION	DT * 100 KG	1 000 DM	1 000 \$	GROUP DESCRIPTION	DT * 100 KG	1 000 DM	1 000 \$
874 MEASURING, CONTROLLING INSTR		110	61	741 HEATING, COOLING EQUIPMNT	1 229	3 435	1 905
896 WORKS OF ART ETC		78	43	742 PUMPS FOR LIQUIDS ETC	156	1 282	708
				743 PUMPS NES, CENTRIFUGES ETC	592	2 042	1 135
EXPORTS	1 188 134	438 047	244 781	744 MECHANICAL HANDLING EQU	8 743	4 919	2 727
001 LIVE ANIMALS	20	150	81	745 NONELEC MACHY, TOOLS NES	1 133	6 356	3 617
011 MEAT FRESH, CHILLD, FROZEN	8 807	4 253	2 340	749 NONELEC MACH PTS, ACC NES	1 087	3 682	2 052
012 MEAT DRIED, SALTED, SMOKED	322	441	243	751 OFFICE MACHINES	468	1 414	787
014 MEAT PREPD, PRSVD, NES ETC	3 158	2 597	1 452	752 AUTOMTIC DATA PROC EQUIP	15	283	165
022 MILK AND CREAM	166 081	13 930	7 759	759 OFFICE & ADP MCH PTS, ACC	12	196	108
023 BUTTER	3 403	865	478	761 TELEVISION RECEIVERS	2 295	6 021	3 449
024 CHEESE AND CURD	9 844	4 991	2 773	762 RADIO BROADCAST RECEIVRS	381	1 664	932
037 FISH ETC PREPD PRSVD NES	421	382	213	763 SOUND RECORDRS, PHONOGRPH	300	2 716	1 480
043 BARLEY UNMILLED	13 000	181	99	764 TELECOM EQPT, PTS, ACC NES	1 237	4 574	2 529
047 OTHER CEREAL MEALS, FLOUR	784	58	32	771 ELECTRIC POWER MACHY NES	24	119	63
048 CEREAL ETC PREPARATIONS	139 007	8 061	4 516	772 SWITCHGEAR ETC & PTS NES	423	4 562	2 519
054 VEG ETC FRSH, SPLY PRSVD	1 264	1 490	828	773 ELECTR DISTRIBUTING MACH	236	299	162
056 VEGTBLES ETC PRSVD, PREPD	4 053	1 247	705	774 ELECTRO-MEDCL, XRAY EQUIP	4	122	70
058 FRUIT PRESERVED, PREPARED	5 337	1 153	655	775 HOUSEHOLD TYPE EQUIP NES	2 436	5 324	3 008
061 SUGAR AND HONEY	332 966	11 519	6 331	776 TRANSISTORS, VALVES, ETC	851	1 279	713
062 SUGAR PREPS NON-COCOA	900	481	265	778 ELECTRICAL MACHINERY NES	4 933	6 857	3 838
071 COFFEE AND SUBSTITUTES	1 815	2 467	1 371	781 PASS MOTOR VEH EXC BUSES	64 680	130 304	73 089
073 CHOCOLATE AND PRODUCTS	1 720	1 347	764	782 LORRIES, SPCL MTR VEH NES	18 373	20 024	11 089
075 SPICES	139	197	109	783 ROAD MOTOR VEHICLES NES	2 356	2 167	1 240
081 FEEDING STUFF FOR ANIMLS	287	110	61	784 MOTOR VEHCL PTS, ACC NES	6 164	16 576	9 278
091 MARGARINE AND SHORTENING	2 325	735	410	785 MOTOR & OTHER CYCLES ETC	195	555	306
098 EDIBLE PRODCTS, PREPS NES	7 282	2 497	1 393	786 VEH NES NONMOTR, TRAILERS	929	1 356	755
111 NON-ALCOHL BEVERAGES NES	35 735	3 240	1 811	793 SHIPS AND BOATS	54	107	58
112 ALCOHOLIC BEVERAGES	58 080	7 840	4 387	812 PLUMBING, HEATING, LGHTNG EQU	391	1 083	604
121 TOBACCO UNMNFCTRD, REFUSE	1 562	336	190	821 FURNITURE	3 380	6 033	3 374
122 TOBACCO MFRS	3 722	5 378	3 034	831 TRAVEL GOODS, HANDBAGS	101	373	211
267 OTHER MAN-MADE FIBRES	6 746	3 123	1 728	842 MENS OUTERWEAR NOT KNIT	17	148	83
292 CRUDE VEG MATERIALS NES	683	691	380	843 WOMENS OUTERWEAR NONKNIT	98	1 387	785
322 COAL, LIGNITE, PEAT	26 289	769	430	844 UNDERWEAR NOT KNIT	7	54	31
334 PETROLEUM PRODUCTS, REFIN	3 156	533	304	845 OUTERWEAR KNIT NONELASTC	65	932	524
335 RESIDUAL PETRLM PROD NES	2 825	286	161	846 UNDERWEAR KNITTED	35	296	165
423 FIXED VEG OILS, SOFT	91 977	6 106	3 449	847 TXTL CLTHNG ACCESSRYS NES	2	111	60
424 FIXED VEG OIL NONSOFT	806	238	137	848 HEADGEAR, NONTXTL CLOTHNG	9	307	170
511 HYDROCARBONS NES, DERIVS	33	71	38	851 FOOTWEAR	198	713	399
512 ALCOHOLS, PHENOLS, ETC	184	161	85	871 OPTICAL INSTRUMENTS	30	311	173
513 ORGANIC ACIDS, ETC	799	346	194	872 MEDICAL INSTRUMENTS NES	404	1 813	1 008
522 INORG ELEMTS, OXIDES, ETC	258	87	46	873 METERS & COUNTERS NES	10	198	109
523 OTHR INORGANIC CHEMICALS	1 548	351	194	874 MEASURING, CONTROLLING INSTR	159	1 884	1 052
533 PIGMENTS, PAINTS, ETC	1 535	1 430	602	881 PHOTO APPAR & EQUIPT NES	241	1 104	625
541 MEDICINAL ETC PRODUCTS	434	1 116	608	882 PHOTO, CINEMA SUPPLIES	1 522	3 572	1 988
551 ESSENTL OIL, PERFUME, ETC	65	71	39	884 OPTICAL GOODS NES	6	762	422
553 PERFUMERY, COSMETICS, ETC	212	1 049	597	885 WATCHES AND CLOCKS	73	767	434
554 SOAPS, CLEANING ETC PREPS	348	165	96	892 PRINTED MATTER	9 252	7 101	3 931
562 FERTILIZERS MANUFACTURED	18 800	223	122	893 ARTICLES OF PLASTIC NES	1 567	1 693	948
572 EXPLOSIVES, PYROTECH PROD	48	63	36	894 TOYS, SPORTING GOODS, ETC	396	1 168	658
582 PROD OF CONDENSATION ETC	493	492	274	895 OFFICE SUPPLIES NES	458	2 829	1 582
583 PROD OF POLYMERIZING ETC	2 673	1 954	1 089	897 GOLD, SILVER WARE, JEWELRY	767	1 226	679
584 CELLULOSE DERIVATIVES ETC	613	507	289	898 MUSICAL INSTRUMENTS, PTS	489	1 226	679
591 PESTICIDES, DISINFECTANTS	1 063	515	290	899 OTHER MANUFACTURED GOODS	433	1 389	777
592 STARCH, INULIN, GLUTEN, ETC	7 118	343	187	951 WAR FIREARMS, AMMUNITION	36	157	88
598 MISC CHEMICAL PRODS NES	2 125	1 013	567				
613 FUR SKINS TANNED, DRESSED	8	336	188	CEUTA MEL			
621 MATERIALS OF RUBBER	51	110	65				
625 RUBBER TYRES, TUBES	3 869	2 987	1 674	IMPORTS	63	19	10
628 RUBBER ARTICLES NES	100	413	232				
634 VENEERS, PLYWOOD, ETC	422	234	130	EXPORTS	36 176	28 327	15 740
635 WOOD MANUFACTURES NES	1 209	899	513	011 MEAT FRESH, CHILLD, FROZEN	430	158	88
641 PAPER AND PAPERBOARD	2 868	1 959	1 094	022 MILK AND CREAM	18 536	952	531
642 ARTICLES OF PAPER ETC	10 281	5 207	2 920	048 CEREAL ETC PREPARATIONS	694	293	162
651 TEXTILE YARN AND THREAD	88	265	149	112 ALCOHOLIC BEVERAGES	777	114	62
652 COTTON FABRICS, WOVEN	603	3 478	1 948	269 WASTE OF TEXTILE FABRICS	833	134	73
653 WOVN MAN-MADE FIB FABRIC	39	150	84	292 CRUDE VEG MATERIALS NES	91	107	60
656 LACE, RIBBONS, TULLE, ETC	12	76	42	514 NITROGEN-FUNCT COMPOUNDS	2	218	117
657 SPECIAL TEXTILE ETC PROD	136	318	177	533 PIGMENTS, PAINTS, ETC	109	57	30
658 TEXTILE ARTICLES NES	265	1 170	650	553 PERFUMERY, COSMETICS, ETC	53	218	123
659 FLOOR COVERINGS ETC	2 240	2 176	1 207	554 SOAPS, CLEANING ETC PREPS	204	98	55
661 CEMENT ETC BUILDING PROD	293	61	35	582 PROD OF CONDENSATION ETC	86	103	59
662 CLAY, REFRACTORY BLDG PRO	4 780	419	236	583 PROD OF POLYMERIZING ETC	1 740	1 118	636
663 OTH NONMETAL MINERAL MFS	379	373	203	598 MISC CHEMICAL PRODS NES	140	84	46
664 GLASS	5 195	870	481	621 MATERIALS OF RUBBER	31	81	44
665 GLASSWARE	1 536	995	548	628 RUBBER ARTICLES NES	269	535	299
666 POTTERY	489	663	369	642 ARTICLES OF PAPER ETC	250	102	60
667 PEARL, PREC-, SEMI-P STONE	.	.	.	651 TEXTILE YARN AND THREAD	126	148	80
673 IRON AND STEEL SHAPES	552	118	66	655 KNIT ETC FABRICS	222	248	138
674 IRN, STL UNIV, PLATE, SHEET	2 738	215	121	658 TEXTILE ARTICLES NES	62	92	50
676 IRON, STL TUBES, PIPES, ETC	5 752	716	400	663 OTH NONMETAL MINERAL MFS	3	232	127
682 COPPER EXC CEMENT COPPER	4 924	2 516	1 393	665 GLASSWARE	809	194	108
684 ALUMINIUM	2 202	2 723	1 507	666 POTTERY	12	74	41
691 STRUCTURES AND PARTS NES	2 895	2 107	1 187	667 PEARL, PREC-, SEMI-P STONE	.	.	.
692 METAL TANKS, BOXES, ETC	3 623	3 417	1 923	694 STL, COPPR NAILS, NUTS, ETC	4	57	33
694 STL, COPPR NAILS, NUTS, ETC	109	179	98	695 TOOLS	41	114	64
695 TOOLS	800	2 070	1 155	696 CUTLERY	53	202	113
696 CUTLERY	120	1 185	664	699 OTHER METAL MANUFACTURES	268	322	175
697 BASE MTL HOUSEHOLD EQUIP	990	1 850	1 024	713 INTRNL COMBUS PISTN ENGN	661	1 392	769
699 OTHER METAL MANUFACTURES	2 102	3 200	1 780	724 TEXTILE, LEATHER MACHNRY	95	335	182
711 STEAM BOILERS & AUX PLNT	127	463	258	725 PAPER ETC MILL MACHINERY	4	103	55
712 STEAM ENGINES, TURBINES	116	2 632	1 462	727 FOOD MACHRY NON-DOMESTIC	41	165	88
713 INTRNL COMBUS PISTN ENGN	837	5 211	2 923	736 MACHINE TOOLS FOR METAL	6	90	48
714 ENGINES & MOTORS NES	5	60	34	742 PUMPS FOR LIQUIDS ETC	70	137	74
716 ROTATING ELECTRIC PLANT	291	536	302	744 MECHANICAL HANDLING EQU	17	185	104
721 AGRIC MACHY, EXC TRACTORS	85	119	65	749 NONELEC MACH PTS, ACC NES	144	595	336
722 TRACTORS NON-ROAD	146	80	43	751 OFFICE MACHINES	28	95	51
723 CIVIL ENGINEERG EQUIP ETC	5 215	3 797	2 136	761 TELEVISION RECEIVERS	191	566	314
724 TEXTILE, LEATHER MACHNRY	142	487	269	762 RADIO BROADCAST RECEIVRS	34	251	138
725 PAPER ETC MILL MACHINERY	125	215	121	764 TELECOM EQPT, PTS, ACC NES	23	120	68
726 PRINTG, BKBINDG MACHY, PTS	876	3 928	2 155	772 SWITCHGEAR ETC & PTS NES	2	69	39
727 FOOD MACHRY NON-DOMESTIC	104	650	363	775 HOUSEHOLD TYPE EQUIP NES	47	154	84
728 OTH MACHY FOR SPCL INDUS	2 315	9 575	5 323	778 ELECTRICAL MACHINERY NES	78	253	138
736 MACHINE TOOLS-FOR METAL	97	166	95	781 PASS MOTOR VEH EXC BUSES	2 929	8 805	4 909
737 METALWORKING MACHNRY NES	60	305	176	784 MOTOR VEHCL PTS, ACC NES	1 127	3 041	1 708

7 IMPORTS AND EXPORTS (SPECIAL TRADE) BY COUNTRIES OF PRODUCTION AND CONSUMPTION AND BY GROUPS OF THE SITC-REV. II 1987

GROUP DESCRIPTION	DT * 100 KG	1 000 DM	1 000 \$	GROUP DESCRIPTION	DT * 100 KG	1 000 DM	1 000 \$
812 PLUMBING, HEATING, LIGHTING EQUI	354	498	283	522 INORG ELEMENTS, OXIDES, ETC	624	174	91
821 FURNITURE	112	145	81	523 OTHER INORGANIC CHEMICALS	7 725	1 066	586
831 TRAVEL GOODS, HANDBAGS	10	185	100	531 SYNTH DYE, NAT INDIGO, LAKES	373	1 328	745
842 MENS OUTERWEAR NOT KNIT	6	95	50	537 PIGMENTS, PAINTS, ETC	8 674	4 335	2 429
843 WOMENS OUTERWEAR NONKNIT	23	360	193	541 MEDICINAL ETC PRODUCTS	367	1 526	844
844 UNDERWEAR NOT KNIT	5	57	31	553 PERFUMERY, COSMETICS, ETC	1 556	2 386	1 331
845 OUTERWEAR KNIT NONELASTIC	3	89	48	554 SOAPS, CLEANING ETC PREPS	6 540	2 223	1 235
851 FOOTWEAR	171	486	269	562 FERTILIZERS MANUFACTURED	3 742	134	73
871 OPTICAL INSTRUMENTS	4	53	30	572 EXPLOSIVES, PYROTECH PROD	102	288	169
872 MEDICAL INSTRUMENTS NES	6	76	43	582 PROD OF CONDENSATION ETC	7 447	3 275	1 825
874 MEASURING, CONTROLLING INSTR	10	136	80	583 PROD OF POLYMERIZING ETC	48 931	14 184	7 931
881 PHOTO APPAR & EQUIPT NES	19	99	52	584 CELLULOSE DERIVATIVES ETC	48	88	51
884 OPTICAL GOODS NES		182	99	591 PESTICIDES, DISINFECTANTS	10 678	5 473	3 000
885 WATCHES AND CLOCKS	9	603	338	592 STARCH, INULIN, GLUTEN, ETC	5 639	835	464
892 PRINTED MATTER	421	509	285	598 MISC CHEMICAL PRODS NES	5 296	1 892	1 057
893 ARTICLES OF PLASTIC NES	91	232	131	611 LEATHER	153	135	75
894 TOYS, SPORTING GOODS, ETC	45	130	74	612 LEATHER ETC MANUFACTURES	55	256	142
897 GOLD, SILVER WARE, JEWELRY		238	133	621 MATERIALS OF RUBBER	4 924	2 824	1 593
899 OTHER MANUFACTURED GOODS	34	147	81	625 RUBBER TYRES, TUBES	2 127	1 036	578
971 GOLD, NON MONETARY NES		110	62	628 RUBBER ARTICLES NES	318	731	409
ICELAND				633 CORK MANUFACTURES	95	71	39
IMPORTS				634 VENEERS, PLYWOOD, ETC	5 195	1 949	1 090
001 LIVE ANIMALS	531	356	200	635 WOOD MANUFACTURES NES	2 465	1 366	761
011 MEAT FRESH, CHILLED, FROZEN	968	368	205	641 PAPER AND PAPERBOARD	16 994	4 695	2 633
034 FISH FRESH, CHILLED, FROZEN	366 415	99 933	55 662	642 ARTICLES OF PAPER ETC	6 799	3 897	2 184
035 FISH SALTED, DRIED, SMOKED	29 932	14 982	8 391	651 TEXTILE YARN AND THREAD	107	549	296
036 SHELL FISH FRESH, FROZEN	698	1 023	582	652 COTTON FABRICS, WOVEN	459	1 351	754
037 FISH ETC PREPARED PRSD NES	18 473	29 924	16 620	653 WOVN MAN-MADE FIB FABRIC	428	1 643	919
081 FEEDING STUFF FOR ANIMALS	24 344	1 655	903	654 OTH WOVN TEXTILE FABRIC	82	306	167
212 FUR SKINS UNDRESSED	6	147	81	655 KNIT ETC FABRICS	73	375	209
268 WOOL (EXC TOPS), ANML HAIR	512	205	115	656 LACE RIBBONS, TULLE, ETC	80	575	311
273 STONE, SAND AND GRAVEL	1 437	63	35	657 SPECIAL TEXTILE ETC PROD	1 492	2 930	1 636
277 NATURAL ABRASIVES NES	100 196	927	513	658 TEXTILE ARTICLES NES	322	1 076	610
278 OTHER CRUDE MINERALS	17 746	1 254	699	659 FLOOR COVERINGS ETC	1 688	1 482	833
288 NONFERR METAL SCRAP NES	5 870	1 266	704	661 CEMENT ETC BUILDING PROD	3 365	194	108
289 PREC METAL ORE, WASTE NES		478	262	662 CLAY, REFRACTORY BLDG PRD	9 585	1 069	601
291 CRUDE ANIMAL MATERIALS NES	3 872	1 875	1 046	663 OTH NONMETAL MINERAL MFS	2 260	1 283	717
292 CRUDE VEG MATERIALS NES	2 762	249	142	664 GLASS	5 766	1 337	746
411 ANIMAL OILS AND FATS	44 087	3 358	1 855	665 GLASSWARE	3 051	1 347	765
598 MISC CHEMICAL PRODS NES	54 589	4 459	2 489	666 POTTERY	1 183	1 914	1 083
613 FUR SKINS TANNED, DRESSED	100	708	389	673 IRON AND STEEL SHAPES	2 938	443	247
651 TEXTILE YARN AND THREAD	36	113	62	674 IRN, STL UNIV, PLATE, SHEET	24 069	3 335	1 864
658 TEXTILE ARTICLES NES	44	161	81	675 IRON, STEEL HOOP, STRIP	720	136	77
671 PIG IRON ETC	115 824	14 367	8 001	677 IRN STL WIRE EXCL W ROD	557	73	39
684 ALUMINIUM	301 697	80 376	44 643	678 IRON, STL TUBES, PIPES, ETC	10 209	2 354	1 299
697 BASE MTL HOUSEHOLD EQUIP	217	417	230	679 IRN, STL CASTINGS UNWORKED	784	197	110
713 INTRNL COMBUS PISTN ENGN	360	103	56	681 SILVER, PLATINUM, ETC	674	75	41
727 FOOD MACHRY NON-DOMESTIC	119	478	269	682 COPPER EXC CEMENT COPPER	1 331	758	428
744 MECHANICAL HANDLING EQUI	74	143	88	684 ALUMINIUM	1 041	582	36
745 NONELEC MACHY, TOOLS NES	7	72	39	686 ZINC	335	63	36
749 NONELEC MACH PTS, ACC NES	65	93	50	691 STRUCTURES AND PARTS NES	4 231	3 455	1 933
759 OFFICE & ADP MCH PTS, ACC		55	31	692 METAL TANKS, BOXES, ETC	6 138	3 928	2 219
764 TELECOM EQPT, PTS, ACC NES	21	205	111	693 WIRE PRODUCTS NON-ELECTR	4 420	1 364	765
782 LORRIES, SPCL MTR VEH NES	41	62	35	694 STL, COPPR NAILS, NUTS, ETC	3 087	2 326	1 306
843 WOMENS OUTERWEAR NONKNIT	13	108	57	695 TOOLS	1 123	3 102	1 736
845 OUTERWEAR KNIT NONELASTIC	170	1 991	1 112	696 CUTLERY	1 163	1 048	582
846 UNDERWEAR KNITTED	12	267	153	697 BASE MTL HOUSEHOLD EQUIP	1 900	1 874	1 089
847 TEXT CLTHNG ACCESSORIES NES	3	64	36	699 OTHER METAL MANUFACTURES	4 657	4 981	2 782
848 HEADGEAR, NONTEXT CLTHNG	3	62	35	711 STEAM BOILERS & AUX PLNT	71	100	55
874 MEASURING, CONTROLLING INSTR		182	101	713 INTRNL COMBUS PISTN ENGN	468	2 103	1 175
884 OPTICAL GOODS NES		61	33	716 ROTATING ELECTRIC PLANT	365	815	454
892 PRINTED MATTER	31	58	31	718 OTH POWER GENERATING MACHY	13	78	42
896 WORKS OF ART ETC	4	200	113	721 AGRIC MACHY, EXC TRACTORS	2 945	2 306	1 300
899 OTHER MANUFACTURED GOODS	1	70	37	722 TRACTORS NON-ROAD	792	1 083	600
961 COIN NONGOLD, NONCURRENT	1	57	30	723 CIVIL ENGINEERING EQUIP ETC	4 148	1 876	1 063
EXPORTS				724 TEXTILE, LEATHER MACHINRY	623	2 717	1 527
034 FISH FRESH, CHILLED, FROZEN	129	58	32	725 PAPER ETC MILL MACHINERY	351	796	449
043 BARLEY UNMILLED	15 047	189	104	726 PRINTG, BKBINDG MACHY, PTS	962	5 684	3 209
047 OTHER CEREAL MEALS, FLOUR	49 143	572	317	727 FOOD MACHRY NON-DOMESTIC	980	9 213	5 187
048 CEREAL ETC PREPARATIONS	90 751	2 738	1 513	728 OTH MACHRY FOR SPCL INDUS	2 003	4 758	2 695
054 VEG ETC FRSH, SMPLY PRSD	1 346	85	45	736 MACHINE TOOLS FOR METAL	390	1 107	621
056 VEGETABLES ETC PRSD, PREP	420	139	73	737 METALWORKING MACHINRY NES	66	346	191
057 FRUIT, NUTS, FRESH, DRIED	1 175	463	255	741 HEATING, COOLING EQUIPMENT	963	3 221	1 805
058 FRUIT PRESERVED, PREPARED	1 606	406	227	742 PUMPS FOR LIQUIDS ETC	733	2 306	1 282
061 SUGAR AND HONEY	7 596	317	173	743 PUMPS NES, CENTRIFUGES ETC	733	2 194	1 224
062 SUGAR PREPS NON-COCOA	940	594	333	744 MECHANICAL HANDLING EQUI	5 938	4 693	2 617
071 COFFEE AND SUBSTITUTES	335	255	143	745 NONELEC MACHY, TOOLS NES	1 311	4 965	2 772
072 COCOA	2 110	1 645	927	749 NONELEC MACH PTS, ACC NES	1 253	3 923	2 184
073 CHOCOLATE AND PRODUCTS	1 231	1 289	719	751 OFFICE MACHINES	156	895	501
075 SPICES	119	101	53	752 AUTOMATIC DATA PROC EQUIP	255	6 465	3 668
081 FEEDING STUFF FOR ANIMALS	63 421	1 285	705	759 OFFICE & ADP MCH PTS, ACC	72	2 503	1 399
098 EDIBLE PRODUCTS, PREPS NES	11 110	1 496	838	761 TELEVISION RECEIVERS	491	1 351	771
111 NON-ALCOHOL BEVERAGES NES	2 732	323	180	762 RADIO BROADCAST RECEIVERS	156	447	248
112 ALCOHOLIC BEVERAGES	4 399	2 220	1 237	763 SOUND RECORDERS, PHONOGRPH	18	558	311
122 TOBACCO MFRS	8	67	38	764 TELECOM EQPT, PTS, ACC NES	559	3 414	1 914
247 OTH WOOD ROUGH, SQUARED	1 648	108	59	771 ELECTRIC POWER MACHY NES	535	744	420
248 WOOD SHAPED	2 336	317	181	772 SWITCHGEAR ETC & PTS NES	2 691	8 030	4 490
268 WOOL (EXC TOPS), ANML HAIR	888	866	487	773 ELECTRO DISTRIBUTING MACH	3 275	2 072	1 156
278 OTHER CRUDE MINERALS	25 213	299	170	774 ELECTRO-MEDCL, XRAY EQUIP	50	915	508
292 CRUDE VEG MATERIALS NES	410	490	269	775 HOUSEHOLD TYPE EQUIP NES	6 928	9 902	5 616
334 PETROLEUM PRODUCTS, REFIN	10 669	1 978	1 097	776 TRANSISTORS, VALVES, ETC	12	187	98
335 RESIDUAL PETRLM PROD NES	2 949	204	114	778 ELECTRICAL MACHINERY NES	10 381	9 414	5 280
423 FIXED VEG OILS, SOFT	1 985	216	119	781 PASS MOTOR VEH EXC BUSES	21 689	27 868	15 535
431 PROCESSED ANML VEG OIL, ETC	3 939	543	303	782 LORRIES, SPCL MTR VEH NES	11 531	9 900	5 545
511 HYDROCARBONS NES, DERIVS	333	128	66	783 ROAD MOTOR VEHICLES NES	1 714	2 065	1 147
512 ALCOHOLS, PHENOLS, ETC	382	147	83	784 MOTOR VEHCL PTS, ACC NES	2 660	5 458	3 048
513 ORGANIC ACIDS, ETC	1 603	529	291	785 MOTOR & OTHER CYCLES ETC	1 108	1 401	775
514 NITROGEN-FUNCTN COMPOUNDS	64	65	35	786 VEH NES NONMOTR, TRAILERS	3 465	2 203	1 218
515 ORG-INORG COMPOUNDS ETC	85	81	45	793 SHIPS AND BOATS	33 473	8 478	4 592
516 OTHER ORGANIC CHEMICALS	209	116	63	812 PLUMBING, HEATING, LIGHTING EQUI	2 675	2 519	1 420
				821 FURNITURE	6 196	9 993	5 628
				831 TRAVEL GOODS, HANDBAGS	491	2 472	1 386
				842 MENS OUTERWEAR NOT KNIT	260	3 625	2 033
				843 WOMENS OUTERWEAR NONKNIT	340	5 538	3 091
				844 UNDERWEAR NOT KNIT	63	668	372

7 IMPORTS AND EXPORTS (SPECIAL TRADE) BY COUNTRIES OF PRODUCTION AND CONSUMPTION AND BY GROUPS OF THE SITC-REV. II 1987

GROUP DESCRIPTION	DT * 100 KG	1 000 DM	1 000 \$	GROUP DESCRIPTION	DT * 100 KG	1 000 DM	1 000 \$
845 OUTERWEAR KNIT NONELASTC	358	4 086	2 276	333 CRUDE PETROLEUM	38 220 527	989 887	552 309
846 UNDERWEAR KNITTED	316	3 059	1 719	334 PETROLEUM PRODUCTS, REFIN	9 762 394	278 237	155 764
847 TXTL CLTHNG ACCESSRYS NES	138	1 520	850	335 RESIDUAL PETRLM PROD NES	146 988	3 073	1 750
848 HEADGEAR, NONTXLT CLOTHNG	111	1 007	567	411 ANIMAL OILS AND FATS	120 253	4 257	2 363
851 FOOTWEAR	507	3 578	2 012	431 PROCESD ANML VEG OIL, ETC	33 389	2 484	1 383
871 OPTICAL INSTRUMENTS	19	371	205	511 HYDROCARBONS NES, DERIVS	6 893	531	312
872 MEDICAL INSTRUMENTS NES	100	1 003	554	512 ALCOHOLS, PHENOLS, ETC	48 580	27 458	15 061
873 METERS & COUNTERS NES	155	743	414	513 ORGANIC ACIDS, ETC	3 482	1 548	864
874 MEASURNG, CONTROLNG INSTR	227	3 495	1 948	514 NITROGEN-FUNCT COMPOUNDS	9 272	25 416	14 344
881 PHOTO APPAR & EQUIPT NES	65	574	320	515 ORG-INORG COMPOUNDS ETC	24	78	45
882 PHOTO, CINEMA SUPPLIES	848	1 508	830	516 OTHER ORGANIC CHEMICALS	4 530	9 204	5 141
884 OPTICAL GOODS NES	9	951	541	522 INORG ELEMNTS, OXIDES, ETC	426 573	84 886	47 451
885 WATCHES AND CLOCKS	54	738	414	523 OTHR INORGANIC CHEMICALS	258 349	30 764	17 153
892 PRINTED MATTER	1 655	2 363	1 317	524 RADIOACTIVE ETC MATERIAL	6	66	37
893 ARTICLES OF PLASTIC NES	8 814	9 412	5 291	531 SYNT DYE, NAT INDGO, LAKES	321	141	78
894 TOYS, SPORTING GOODS, ETC	1 525	2 980	1 671	533 PIGMENTS, PAINTS, ETC	39 011	15 487	8 636
895 OFFICE SUPPLIES NES	176	853	474	541 MEDICINAL ETC PRODUCTS	1 470	11 812	6 481
897 GOLD, SILVER WARE, JEWELRY	7	2 257	1 266	553 PERFUMERY, COSMETICS, ETC	111	588	329
898 MUSICAL INSTRUMENTS, PTS	443	1 872	1 052	554 SOAPS, CLEANING ETC PREPS	17 741	3 186	1 771
899 OTHER MANUFACTURED GOODS	521	1 471	814	562 FERTILIZERS MANUFACTURED	209 430	6 800	3 926
951 WAR FIREARMS, AMMUNITION	28	99	57	572 EXPLOSIVES, PYROTECH PROD	1 710	7 750	4 379
FAROE IS				582 PROD OF CONDENSATION ETC	42 525	13 921	7 755
IMPORTS				583 PROD OF POLYMERIZING ETC	556 667	85 090	47 438
034 FISH FRESH, CHILLED, FROZN	114 559	58 330	37 735	584 CELLULOSE DERIVATIVS ETC	5 220	3 719	2 065
035 FISH SALTED, DRIED, SMOKED	11 256	5 507	32 299	585 PLASTIC MATERIALS NES	5 523	7 595	4 230
036 SHELL FISH FRESH, FROZEN	5 151	2 226	3 104	591 PESTICIDES, DISINFECTANTS	181	62	36
411 ANIMAL OILS AND FATS	14 275	660	329	592 STARCH, INULIN, GLUTEN, ETC	343	273	158
744 MECHANICAL HANDLING EQU	1	215	304	598 MISC CHEMICAL PRODS NES	177 974	18 554	10 335
874 MEASURNG, CONTROLNG INSTR	2	144	1 248	611 LEATHER	3 131	7 314	4 049
896 WORKS OF ART ETC	1	696	384	613 FUR SKINS TANNED, DRESSED	353	3 141	1 747
EXPORTS				621 MATERIALS OF RUBBER	159	296	161
048 CEREAL ETC PREPARATIONS	114	71	78	625 RUBBER TYRES, TUBES	27 920	18 689	10 457
233 RUBBER, SYNTHETIC, RECLAIMD	1 200	63	384	628 RUBBER ARTICLES NES	939	667	376
334 PETROLEUM PRODUCTS, REFIN	6 237	128	634	634 VENEERS, PLYWOOD, ETC	2 791	458	257
583 PROD OF POLYMERIZING ETC	1 216	201	635	635 WOOD MANUFACTURES NES	39 138	11 966	6 732
657 SPECIAL TEXTILE ETC PROD	172	377	641	641 PAPER AND PAPERBOARD	2 070 847	247 206	137 342
659 FLOOR COVERINGS ETC	977	877	642	642 ARTICLES OF PAPER ETC	25 365	6 984	3 885
663 OTH NONMETAL MINERAL MFS	436	135	651	651 TEXTILE YARN AND THREAD	5 949	3 394	1 875
673 IRON AND STEEL SHAPES	1 458	150	652	652 COTTON FABRICS, WOVEN	473	1 271	714
678 IRON, STL TUBES, PIPES, ETC	226	139	653	653 WOVN MAN-MADE FIB FABRIC	131	278	153
691 STRUCTURES AND PARTS NES	3 511	1 529	654	654 OTH WOVEN TEXTILE FABRIC	38	96	57
694 STL, COPPR NAILS, NUTS, ETC	15	65	657	657 SPECIAL TEXTILE ETC PROD	2 537	5 983	3 324
695 OTHER METAL MANUFACTURES	666	1 054	658	658 TEXTILE ARTICLES NES	393	1 795	1 011
713 INTRNL COMBUS PISTN ENGN	121	412	659	659 FLOOR COVERINGS ETC	109	144	82
725 PAPER ETC MILL MACHINERY	445	1 006	661	661 CEMENT ETC BUILDING PROD	5 139	621	345
727 FOOD MACHRY NON-DOMESTIC	241	2 507	662	662 CLAY, REFRACTORY BLDG PRD	133 606	7 375	4 116
728 OTH MACHY FOR SPCL INDUS	120	156	663	663 OTH NONMETAL MINERAL MFS	11 446	6 274	3 513
741 HEATING, COOLING EQUIPMNT	92	68	664	664 GLASS	3 375	1 136	636
743 PUMPS NES, CENTRIFUGES ETC	15	98	665	665 GLASSWARE	157	122	64
744 MECHANICAL HANDLING EQU	81	110	666	666 POTTERY	93	171	95
749 NONELEC MACH PT, ACC NES	27	95	667	667 PEARL, PREC-, SEMI-P STONE	6	6	6
764 TELECOM EQPT, PTS, ACC NES	14	179	671	671 PIG IRON ETC	1 770 234	186 594	103 895
772 SWITCHGEAR ETC & PTS NES	72	319	672	672 IRON, STL PRIMARY FORMS	7 039	287	169
775 HOUSEHOLD TYPE EQUIP NES	369	764	673	673 IRON AND STEEL SHAPES	936 737	61 430	34 225
778 ELECTRICAL MACHINERY NES	2	67	674	674 IRN, STL UNIV, PLATE, SHEET	9 121	840	470
782 LORRIES, SPCL MTR VEH NES	230	68	675	675 IRON, STEEL HOOP, STRIP	32 567	3 646	2 043
821 FURNITURE	82	107	677	677 IRN, STL WIRE EXCL W ROD	8 206	1 074	598
843 WOMENS OUTERWEAR NONKNIT	7	57	678	678 IRON, STL TUBES, PIPES, ETC	1 101	349	194
851 FOOTWEAR	7	154	681	681 SILVER, PLATINUM, ETC	11	21 866	12 232
874 MEASURNG, CONTROLNG INSTR	1	671	682	682 COPPER EXC CEMENT COPPER	101 108	34 415	19 197
893 ARTICLES OF PLASTIC NES	816	671	683	683 NICKEL	52 020	43 598	24 524
894 TOYS, SPORTING GOODS, ETC	26	90	684	684 ALUMINIUM	2 429 286	696 310	388 894
898 MUSICAL INSTRUMENTS, PTS	3	59	686	686 ZINC	226 467	32 577	18 126
NORWAY				687 TIN	117	88	48
IMPORTS				689 NON-FER BASE METALS NES	99 037	59 358	33 207
001 LIVE ANIMALS	25	66	691	691 STRUCTURES AND PARTS NES	6 478	2 552	1 430
014 MEAT PREPD, PRSVD, NES ETC	321	247	692	692 METAL TANKS, BOXES, ETC	1 335	932	511
024 CHEESE AND CURD	8 986	5 414	693	693 WIRE PRODUCTS NON ELECTR	469	326	180
034 FISH FRESH, CHILLED, FROZN	421 114	184 382	694	694 STL, COPPR NAILS, NUTS, ETC	406	864	314
035 FISH SALTED, DRIED, SMOKED	8 070	10 471	695	695 TOOLS	1 268	3 384	1 887
036 SHELL FISH FRESH, FROZEN	3 068	1 548	696	696 CUTLERY	20	159	88
037 FISH ETC PREPD PRSVD NES	19 508	7 347	697	697 BASE MTL HOUSEHOLD EQUIP	7 492	4 574	2 534
048 CEREAL ETC PREPARATIONS	1 221	507	699	699 OTHER METAL MANUFACTURES	23 351	13 156	7 282
058 FRUIT PRESERVED, PREPARED	2 323	647	712	712 STEAM ENGINES, TURBINES	54	604	326
084 FEEDING STUFF FOR ANIMLS	6 253	1 634	713	713 INTRNL COMBUS PISTN ENGN	2 206	4 164	2 305
098 EDIBLE PRODCTS, PREPS NES	3 342	2 808	714	714 ENGINES & MOTORS NES	750	8 562	4 824
112 ALCOHOLIC BEVERAGES	3 427	2 782	716	716 ROTATING ELECTRIC PLANT	1 554	6 238	3 442
211 HIDES, SKINS, UNRESSED	11 233	4 984	718	718 OTH POWER GENERATG MACHY	490	1 465	827
212 FUR SKINS UNRESSED	351	13 911	721	721 AGRIC MACHY, EXC TRACTORS	17 987	11 802	6 509
233 RUBBER, SYNTHETIC, RECLAIMD	556	193	722	722 TRACTORS NON-ROAD	69	76	41
245 FUEL WOOD NES, CHARCOAL	4 507	67	723	723 CIVIL ENGNRG EQUIP ETC	4 737	5 352	2 962
247 OTH WOOD ROUGH, SQUARED	16 268	565	724	724 TEXTILE, LEATHER MACHNRY	560	1 787	1 039
248 WOOD SHAPED	445 887	30 665	725	725 PAPER ETC MILL MACHINERY	1 872	2 054	1 160
251 PULP AND WASTE PAPER	931 740	79 352	726	726 PRINTG, BKBINDG MACHY, PTS	1 297	1 429	814
268 WOOL(EXC TOPS), ANML HAIR	1 790	1 001	727	727 FOOD MACHRY NON-DOMESTIC	971	1 460	810
273 STONE, SAND AND GRAVEL	9 924 492	24 565	728	728 OTH MACHY FOR SPCL INDUS	6 229	18 331	10 172
274 SULPHUR ETC	6 954	66	736	736 MACHINE TOOLS FOR METAL	3 140	3 907	2 263
278 OTHER CRUDE MINERALS	8 345 443	122 186	737	737 METALWORKING MACHNRY NES	910	1 086	600
281 IRON ORE, CONCENTRATES	5 222 930	27 623	741	741 HEATING, COOLING EQUIPMNT	4 818	7 317	4 049
282 IRON AND STEEL SCRAP	30 258	2 094	742	742 PUMPS FOR LIQUIDS ETC	1 874	9 638	5 368
287 BASE METAL ORES, CONC NES	3 108 726	54 554	743	743 PUMPS NES, CENTRIFUGES ETC	1 317	5 013	2 792
288 NONFERR METAL SCRAP NES	190 201	29 630	744	744 MECHANICAL HANDLING EQU	9 544	11 915	6 704
289 PREC METAL ORE, WASTE NES	220	4 418	745	745 NONELEC MACHY, TOOLS NES	2 182	2 648	1 489
291 CRUDE ANIMAL MTRIALS NES	358	322	749	749 NONELEC MACH PT, ACC NES	3 179	8 533	4 749
292 CRUDE VEG MATERIALS NES	2 669	727	751	751 OFFICE MACHINES	62	700	393
322 COAL, LIGNITE, PEAT	871 036	15 333	752	752 AUTOMATIC DATA PROC EQUIP	3 045	69 352	38 864
323 BRIQUETS, COKE, SEMI-COKE	140 283	2 492	759	759 OFFICE & ADP MCH PT, ACC	233	11 004	6 155
				761 TELEVISION RECEIVERS	8	81	45
				762 RADIO BROADCAST RECEIVRS	4	143	84
				763 SOUND RECORDRS, PHONOGRPH	55	1 081	610
				764 TELECOM EQPT, PTS, ACC NES	2 462	24 238	13 574
				771 ELECTRIC POWER MACHY NES	2 029	8 049	4 485
				772 SWITCHGEAR ETC & PTS NES	3 741	16 735	9 328
				773 ELECTR DISTRIBUTING MACH	3 195	5 739	3 199
				774 ELECTRO-MEDCL, XRAY EQUIP	87	6 278	3 556

7 IMPORTS AND EXPORTS (SPECIAL TRADE) BY COUNTRIES OF PRODUCTION AND CONSUMPTION AND BY GROUPS OF THE SITC-REV. II 1987

GROUP DESCRIPTION	DT * 100 KG	1 000 DM	1 000 \$	GROUP DESCRIPTION	DT * 100 KG	1 000 DM	1 000 \$
775 HOUSEHOLD TYPE EQUIP NES	2 006	3 093	1 734	515 ORG-INORG COMPOUNDS ETC	8 009	10 920	6 077
776 TRANSISTORS, VALVES, ETC	31	3 167	1 816	516 OTHER ORGANIC CHEMICALS	12 923	5 065	2 827
778 ELECTRICAL MACHINERY NES	16 740	23 038	12 829	522 INORG ELEMTS, OXIDES, ETC	161 464	19 351	10 773
781 PASS MOTOR VEH EXC BUSES	745	702	392	523 OTHR INORGANIC CHEMICALS	2 451 096	31 295	17 522
782 LORRIES, SPCL MTR VEH NES	4 658	6 621	3 669	524 RADIOACTIVE ETC MATERIAL	1	1 342	743
783 ROAD MOTOR VEHICLES NES	820	1 262	692	531 SYNT DYE, NAT INDGO, LAKES	8 583	12 261	6 833
784 MOTOR VEHCL PTS, ACC NES	43 408	51 007	28 500	532 DYES NES, TANNING PRODS	2 038	620	347
785 MOTOR & OTHER CYCLES ETC	579	525	286	533 PIGMENTS, PAINTS, ETC	67 071	41 705	23 272
786 VEH NES NONMOTR, TRAILERS	5 626	1 898	1 053	541 MEDICINAL ETC PRODUCTS	6 676	48 897	27 220
791 RAILWAY VEHICLES	931	310	169	551 ESSENTL OIL, PERFUME, ETC	625	2 000	1 113
792 AIRCRAFT	104	1 224	700	553 PERFUMERY, COSMETICS, ETC	14 747	19 814	11 071
793 SHIPS AND BOATS	332 979	20 461	11 283	554 SOAPS, CLEANING ETC PREPS	57 699	17 395	9 677
812 PLUMB, HEATNG, LGHTNG EQU	3 705	6 854	3 828	562 FERTILIZERS MANUFACTURED	114 509	3 689	2 091
821 FURNITURE	18 565	25 997	14 529	572 EXPLOSIVES, PYROTECH PROD	3 325	9 850	5 539
831 TRAVEL GOODS, HANDBAGS	76	212	123	584 PROD OF CONDENSATION ETC	101 853	48 624	27 021
842 MENS OUTERWEAR NOT KNIT	69	582	329	583 PROD OF POLYMERIZING ETC	402 975	117 346	65 360
843 WOMENS OUTERWEAR NONKNIT	117	844	472	584 CELLULOSE DERIVATIVES ETC	8 714	5 125	2 841
844 UNDERWEAR NOT KNIT	35	195	108	585 PLASTIC MATERIALS NES	5 460	1 349	789
845 OUTERWEAR KNIT NONELASTC	148	1 191	664	591 PESTICIDES, DISINFECTANTS	7 488	8 765	4 846
846 UNDERWEAR KNITTED	54	607	336	592 STARCH, INULIN, GLUTEN, ETC	29 283	7 349	4 066
847 TXLT CLTHNG ACCESSRY NES	76	402	223	598 MISC CHEMICAL PRODS NES	290 453	81 178	45 293
848 HEADGEAR, NONTXLT CLOTHNG	349	2 151	1 189	605 INDUSTRIAL PLANT, CHAP 73	1 360	888	481
851 FOOTWEAR	126	464	271	611 LEATHER	2 149	9 724	5 467
871 OPTICAL INSTRUMENTS	8	604	334	612 LEATHER ETC MANUFACTURES	1 470	3 850	2 148
872 MEDICAL INSTRUMENTS NES	123	1 874	1 038	613 FUR SKINS TANNED, DRESSED	19	1 047	578
873 METERS & COUNTERS NES	48	387	218	621 MATERIALS OF RUBBER	13 558	13 473	7 521
874 MEASURING, CONTROLLING INSTR	487	17 211	9 583	625 RUBBER TYRES, TUBES	49 954	36 089	19 980
881 PHOTO APPAR & EQUIPT NES	68	1 086	595	628 RUBBER ARTICLES NES	6 474	12 900	7 173
882 PHOTO, CINEMA SUPPLIES	23	142	78	633 CORK MANUFACTURES	270	244	136
884 OPTICAL GOODS NES	3	373	214	634 VENEERS, PLYWOOD, ETC	50 381	13 601	7 556
885 WATCHES AND CLOCKS	3	181	100	635 WOOD MANUFACTURES NES	23 064	9 079	5 063
892 PRINTED MATTER	914	1 133	629	641 PAPER AND PAPERBOARD	154 305	44 643	24 948
893 ARTICLES OF PLASTIC NES	5 953	4 643	2 611	642 ARTICLES OF PAPER ETC	34 391	21 434	12 049
894 TOYS, SPORTING GOODS, ETC	2 940	3 868	2 170	651 TEXTILE YARN AND THREAD	21 155	25 793	14 409
895 OFFICE SUPPLIES NES	304	625	351	652 COTTON FABRICS, WOVEN	3 486	12 914	7 183
896 WORKS OF ART ETC	50	1 203	670	653 WOVN MAN-MADE FIB FABRIC	9 676	26 824	14 913
897 GOLD, SILVER WARE, JEWELRY	1	1 129	625	654 OTH WOVEN TEXTILE FABRIC	4 392	8 439	4 708
898 MUSICAL INSTRUMENTS, PTS	93	2 008	1 134	655 KNIT ETC FABRICS	2 147	6 254	3 487
899 OTHER MANUFACTURED GOODS	3 475	3 623	2 023	656 LACE, RIBBONS, TULLE, ETC	6 616	3 030	1 685
951 WAR FIREARMS, AMMUNITION	15	130	69	657 SPECIAL TEXTILE ETC PROD	26 344	43 927	24 530
971 GOLD, NON MONETARY NES		6 416	3 562	658 TEXTILE ARTICLES NES	3 651	9 180	5 126
				659 FLOOR COVERINGS ETC	16 295	17 582	9 808
EXPORTS	15 848 966	5 790 344	3 226 887	661 CEMENT ETC BUILDING PROD	601 364	10 695	5 946
001 LIVE ANIMALS	37	123	69	662 CLAY, REFRACTORY BLDG PRD	159 743	22 823	12 770
011 MEAT FRESH, CHILLD, FROZEN	195	288	157	663 OTH NONMETAL MINERAL MFS	109 654	27 758	15 447
024 CHEESE AND CURD	1 767	1 996	1 118	664 GLASS	105 018	26 284	14 622
025 EGGS, BIRDS, FRESH, PRSRVD	202	54	30	665 GLASSWARE	32 954	13 273	7 418
035 FISH SALTED, DRIED, SMOKED	250	125	69	666 POTTERY	12 420	13 460	7 508
036 SHELL FISH FRESH, FROZEN	62	177	96	667 PEARL, PREC-, SEMI-P STONE			
041 WHEAT ETC UNMILLED	308 018	4 274	2 494	671 PIG IRON ETC	6 514	1 297	711
042 RICE	5 944	416	229	672 IRON, STL PRIMARY FORMS	677 395	34 382	19 446
043 BARLEY UNMILLED	290 916	3 319	1 894	673 IRON AND STEEL SHAPES	458 906	44 062	24 612
045 CEREALS NES UNMILLED	100 730	1 181	678	674 IRN, STL UNIV, PLATE, SHEET	473 046	50 216	28 250
047 OTHER CEREAL MEALS, FLOUR	179 718	1 609	910	675 IRON, STEEL HOOP, STRIP	119 421	14 925	8 316
048 CEREAL ETC PREPARATIONS	305 412	20 812	11 472	676 RAILWAY RAILS ETC IRN, STL	5 119	1 314	724
054 VEG ETC FRSH, SMPLY PRSRVD	334 551	8 163	4 648	677 IRN, STL WIRE EXCL W ROD	8 804	2 226	1 232
056 VEGTBLES ETC PRSRVD, PREPD	2 323	1 353	754	678 IRON, STL TUBES, PIPES, ETC	401 474	84 801	47 472
057 FRUIT, NUTS, FRESH, DRIED	37 603	4 612	2 573	679 IRN, STL CASTINGS UNWOKR	8 285	4 453	2 449
058 FRUIT PRESERVED, PREPARED	17 219	5 072	2 831	681 SILVER, PLATINUM, ETC	277	9 931	5 515
061 SUGAR AND HONEY	135 067	5 995	3 327	682 COPPER EXC CEMENT COPPER	75 536	38 813	21 638
062 SUGAR PREPS NON-COCOA	3 430	2 570	1 439	683 NICKEL	301	919	505
071 COFFEE AND SUBSTITUTES	15 763	13 711	7 652	684 ALUMINIUM	122 038	67 389	37 503
072 COCOA	8 258	6 827	3 751	685 LEAD	4 070	674	381
073 CHOCOLATE AND PRODUCTS	7 543	6 736	3 752	686 ZINC	5 403	1 288	717
074 TEA AND MATE	769	958	529	687 TIN	588	891	495
075 SPICES	1 756	1 629	908	689 NON-FER BASE METALS NES	477	469	259
081 FEEDING STUFF FOR ANIMLS	176 561	17 395	9 656	691 STRUCTURES AND PARTS NES	121 103	49 363	27 439
098 EDIBLE PRODCTS, PREPS NES	10 897	7 393	4 151	692 METAL TANKS, BOXES, ETC	12 618	9 690	5 390
111 NON-ALCOHL BEVERAGES NES	5 591	1 746	966	693 WIRE PRODUCTS NON ELECTR	75 278	11 940	6 641
112 ALCOHOLIC BEVERAGES	35 907	9 931	5 516	694 STL, COPPR NAILS, NUTS, ETC	32 591	22 351	12 436
121 TOBACCO UNMNFCTRD, REFUSE	99	80	44	695 TOOLS	13 693	52 462	29 275
122 TOBACCO MFRS	63	214	115	696 CUTLERY	1 529	9 808	5 316
211 HIDES, SKINS, UNDRRESSED	674	291	170	697 BASE MTL HOUSEHOLD EQUIP	9 993	11 883	6 660
222 SEEDS FOR SOFT/FIXED OIL	4 310	589	321	699 OTHER METAL MANUFACTURES	64 757	74 633	41 783
223 SEEDS FOR OTH FIXED OILS	1 072	208	114	700 INDUSTRIAL PLANT, CHAP 84	6 858	14 656	8 007
233 RUBBER, SYNTHETIC, RECLAIMD	11 948	2 984	1 660	703 INDUSTRIAL PLANT, CHAP 85	53	171	92
245 FUEL WOOD NES, CHARCOAL	13 356	433	239	711 STEAM BOILERS & AUX PLNT	161	293	167
246 PULPWOOD, CHIPS, WOODWASTE	758 775	9 558	5 283	712 STEAM ENGINES, TURBINES	621	4 225	2 346
248 WOOD SHAPED	36 563	4 377	2 442	713 INTRNL COMBUS PISTN ENGN	13 745	55 890	31 300
251 PULP AND WASTE PAPER	622	109	60	714 ENGINES & MOTORS NES	44	6 556	3 640
263 COTTON	3 605	704	394	716 ROTATING ELECTRIC PLANT	20 893	34 681	19 406
266 SYNTHETIC FIBRE TO SPIN	19 197	6 268	3 484	718 OTH POWER GENERATG MACHY	3 074	14 548	8 162
267 OTHER MAN-MADE FIBRES	234	71	41	721 AGRIC MACHY, EXC TRACTORS	20 786	24 014	13 385
268 WOOL(EXC TOPS), ANML HAIR	1 412	1 184	664	722 TRACTORS NON-ROAD	43 308	47 620	26 639
273 STONE, SAND AND GRAVEL	37 437	1 213	681	723 CIVIL ENGINEERG EQUIP ETC	66 758	92 391	51 727
277 NATURAL ABRASIVES NES	734	59	33	724 TEXTILE, LEATHER MACHNRY	6 264	21 253	11 902
278 OTHER CRUDE MINERALS	825 359	10 428	5 812	725 PAPER ETC MILL MACHINERY	5 725	21 781	12 162
282 IRON AND STEEL SCRAP	239 372	4 006	2 314	726 PRINTG, BKBINDG MACHY, PTS	20 154	96 218	53 568
287 BASE METAL ORES, CONC NES	4 729	525	295	727 FOOD MACHY NON-DOMESTIC	6 679	47 962	27 060
288 NONFERR METAL SCRAP NES	2 034	432	237	728 OTH MACHY FOR SPCL INDUS	46 234	120 241	67 129
291 CRUDE ANIMAL MTRIALS NES	12 958	6 475	3 597	736 MACHINE TOOLS FOR METAL	13 396	45 230	25 063
292 CRUDE VEG MATERIALS NES	14 491	7 199	4 040	737 METALWORKING MACHNRY NES	14 814	15 266	8 567
322 COAL, LIGNITE, PEAT	408 665	12 329	6 865	741 HEATING, COOLING EQUIPMNT	31 545	66 782	37 141
323 BRIQUETS, COKE, SEMI-COKE	733 749	14 655	8 166	742 PUMPS FOR LIQUIDS ETC	13 816	54 258	30 468
334 PETROLEUM PRODUCTS, REFIN	275 302	16 885	9 382	743 PUMPS NES, CENTRIFUGES ETC	21 290	55 438	30 984
335 RESIDUAL PETRLM PROD NES	261 697	15 842	8 831	744 MECHANICAL HANDLING EQU	81 318	109 975	61 307
411 ANIMAL OILS AND FATS	947	83	43	745 NONELEC MACHY, TOOLS NES	26 022	89 035	49 453
423 FIXED VEG OILS, SOFT	3 873	423	240	749 NONELEC MACH PTS, ACC NES	43 917	138 744	77 423
424 FIXED VEG OIL NONSOFT	3 979	649	362	751 OFFICE MACHINES	4 021	25 337	14 307
431 PROCESO ANML VEG OIL, ETC	5 561	1 226	684	752 AUTOMATIC DATA PROC EQUIP	5 355	108 002	60 666
511 HYDROCARBONS NES, DERIVS	11 481	2 819	1 579	759 OFFICE & ADP MCH PTS, ACC	1 667	34 212	19 086
512 ALCOHOLS, PHENOLS, ETC	86 569	17 579	9 771	761 TELEVISION RECEIVERS	7 739	21 956	12 322
513 ORGANIC ACIDS, ETC	288 484	25 827	14 821	762 RADIO BROADCAST RECEIVRS	687	7 369	4 062
514 NITROGEN-FUNCTN COMPOUNDS	16 685	8 654	4 819	763 SOUND RECORDRS, PHONOGRPH	470	4 587	2 550
				764 TELECOM EQPT, PTS, ACC NES	5 342	109 996	61 285

7 IMPORTS AND EXPORTS (SPECIAL TRADE) BY COUNTRIES OF PRODUCTION AND CONSUMPTION AND BY GROUPS OF THE SITC-REV. II 1987

GROUP DESCRIPTION	DT = 100 KG	1 000 DM	1 000 \$	GROUP DESCRIPTION	DT = 100 KG	1 000 DM	1 000 \$
771 ELECTRIC POWER MACHY NES	12 015	21 318	11 918	423 FIXED VEG OILS,SOFT	121 929	6 560	3 749
772 SWITCHGEAR ETC & PTS NES	36 225	205 794	114 598	431 PROCESD ANML VEG OIL,ETC	164 037	9 728	5 421
773 ELECTR DISTRIBUTING MACH	71 323	45 408	27 409	511 HYDROCARBONS NES,DERIVS	163 865	10 351	5 818
774 ELECTRO-MEDCL, XRAY EQUIP	802	16 791	9 313	512 ALCOHOLS, PHENOLS,ETC	46 221	11 030	6 182
775 HOUSEHOLD TYPE EQUIP NES	103 963	142 887	79 717	513 ORGANIC ACIDS,ETC	67 186	21 384	11 845
776 TRANSISTORS, VALVES,ETC	308	17 105	9 565	514 NITROGEN-FUNCTN COMPOUNDS	40 011	16 912	9 467
778 ELECTRICAL MACHINERY NES	110 883	134 926	75 099	515 ORG-INORG COMPOUNDS ETC	3 605	5 553	3 111
781 PASS MOTOR VEH EXC BUSES	345 472	537 620	298 445	516 OTHER ORGANIC CHEMICALS	32 510	3 236	1 804
782 LORRIES, SPCL MTR VEH NES	106 457	145 786	81 194	522 INORG ELEMNTS,OXIDES,ETC	227 595	19 461	10 856
783 ROAD MOTOR VEHICLES NES	7 976	16 632	9 258	523 OTHR INORGANIC CHEMICALS	286 426	29 829	16 629
784 MOTOR VEHCL PTS,ACC NES	90 068	179 328	99 890	524 RADIOACTIVE ETC MATERIAL	151	28 447	16 033
785 MOTOR & OTHER CYCLES ETC	8 871	17 472	9 683	531 SYNT DYE,NAT INDGO,LAKES	527	341	191
786 VEH NES NONMOTR, TRAILERS	66 595	72 847	40 526	532 DYES NES,TANNING PRODS	118	52	30
791 RAILWAY VEHICLES	27 462	38 849	21 514	533 PIGMENTS PAINTS,ETC	58 483	16 016	8 911
792 AIRCRAFT	177	12 765	7 042	541 MEDICINAL ETC PRODUCTS	14 622	196 361	109 818
793 SHIPS AND BOATS	44 214	7 795	4 315	551 ESSENTL OIL, PERFUME,ETC	3 352	1 117	617
801 INDUSTRIAL PLANT,CHAP 90	70	4 300	717	553 PERFUMERY, COSMETICS,ETC	1 382	3 663	2 042
812 PLUMB, HEATNG, LGHTNG EQU	17 935	43 400	24 222	554 SOAPS, CLEANING ETC PREPS	15 807	4 819	2 677
821 FURNITURE	44 734	57 450	32 079	562 FERTILIZERS MANUFACTURED	694 997	17 945	10 164
831 TRAVEL GOODS HANDBAGS	2 335	7 273	4 061	572 EXPLOSIVES, PYROTECH PROD	718	2 073	1 156
842 MENS OUTERWEAR NOT KNIT	650	9 000	4 962	582 PROD OF CONDENSATION ETC	105 281	23 227	12 963
843 WOMENS OUTERWEAR NONKNIT	4 879	82 704	45 497	583 PROD OF POLYMERIZING ETC	677 396	175 376	97 745
844 UNDERWEAR NOT KNIT	161	2 107	1 163	584 CELLULOSE DERIVATIVES ETC	19 859	7 944	4 407
845 OUTERWEAR KNIT NONELASTC	1 726	25 900	14 252	585 PLASTIC MATERIALS NES	26 040	7 089	3 928
846 UNDERWEAR KNITTED	530	5 511	3 053	591 PESTICIDES, DISINFECTANTS	3 895	6 645	3 621
847 TXLT CLTHNG ACCESSRYS NES	458	5 356	2 990	592 STARCH, INULIN, GLUTEN,ETC	26 200	10 413	5 796
848 HEADGEAR, NONTXLT CLOTHNG	1 015	26 378	14 649	598 MISC CHEMICAL PRODS NES	340 867	55 907	31 226
851 FOOTWEAR	3 489	21 746	11 977	611 LEATHER	7 845	23 733	13 244
871 OPTICAL INSTRUMENTS	232	4 516	2 498	612 LEATHER ETC MANUFACTURES	163	519	295
872 MEDICAL INSTRUMENTS NES	2 336	27 946	15 638	613 FUR SKINS TANNED,DRESSED	48	847	471
873 METERS & COUNTERS NES	1 781	12 155	6 798	621 MATERIALS OF RUBBER	33 263	16 713	9 332
874 MEASURNG, CONTROLLNG INSTR	6 538	97 345	54 204	625 RUBBER TYRES, TUBES	64 345	42 593	23 740
881 PHOTO APPAR & EQUIPT NES	2 607	17 889	9 968	628 RUBBER ARTICLES NES	16 936	19 500	10 858
882 PHOTO, CINEMA SUPPLIES	10 207	17 197	9 546	633 CORK MANUFACTURES	2 477	1 973	1 090
883 DEVELOPED CINEMA FILM	5	73	39	634 VENEERS, PLYWOOD, ETC	78 292	13 082	7 311
884 OPTICAL GOODS NES	372	17 373	9 678	635 WOOD MANUFACTURES NES	250 465	92 276	51 538
885 WATCHES AND CLOCKS	1 218	12 530	7 018	641 PAPER AND PAPERBOARD	11 422 046	1 613 545	899 445
892 PRINTED MATTER	61 736	49 191	27 407	642 ARTICLES OF PAPER ETC	449 590	100 965	56 244
893 ARTICLES OF PLASTIC NES	71 500	76 848	42 856	651 TEXTILE YARN AND THREAD	37 143	14 218	7 897
894 TOYS, SPORTING GOODS, ETC	13 961	26 111	14 527	652 COTTON FABRICS, WOVEN	4 805	12 446	6 929
895 OFFICE SUPPLIES NES	3 750	16 378	9 115	653 WOVN MAN-MADE FIB FABRIC	9 136	17 897	10 010
896 WORKS OF ART ETC	25	1 408	780	654 OTH WOVEN TEXTILE FABRIC	4 824	6 437	3 572
897 GOLD, SILVER WARE, JEWELRY	198	38 383	21 377	655 KNIT ETC FABRICS	1 035	1 856	1 039
898 MUSICAL INSTRUMENTS, PTS	7 604	28 571	15 975	656 LACE, RIBBONS, TULLE, ETC	379	868	488
899 OTHER MANUFACTURED GOODS	5 222	19 691	10 984	657 SPECIAL TEXTILE ETC PROD	27 856	38 725	21 569
941 ZOO ANIMALS, PETS	3	53	30	658 TEXTILE ARTICLES NES	8 932	19 090	10 638
951 WAR FIREARMS, AMMUNITION	525	3 084	1 718	659 FLOOR COVERINGS ETC	3 748	2 877	1 612
971 GOLD, NON MONETARY NES		7 015	3 921	661 CEMENT ETC BUILDING PROD	17 128	2 472	1 368
SWEDEN				662 CLAY, REFRACTORY BLDG PRD	73 970	3 805	2 110
IMPORTS				663 OTH NONMETAL MINERAL MFS	56 277	9 811	5 458
001 LIVE ANIMALS	201	639	356	664 GLASS	93 311	20 885	11 714
011 MEAT FRESH, CHILDO, FROZEN	337	90	50	665 GLASSWARE	12 484	8 926	5 041
012 MEAT DRIED, SALTED, SMOKED	36	83	48	666 POTTERY	1 865	3 034	1 690
014 MEAT PREPD, PRSVD, NES ETC	12 039	5 775	3 208	667 PEARL, PREC-, SEMI-P STONE			
022 MILK AND CREAM	758	259	141	671 PIG IRON ETC	586 081	73 471	41 050
023 BUTTER	312	87	48	672 IRON, STL PRIMARY FORMS	622 912	57 282	31 985
024 CHEESE AND CURD	110	121	67	673 IRON AND STEEL SHAPES	2 016 678	226 019	125 867
025 EGGS, BIRDS, FRESH, PRSVD	2 305	244	133	674 IRN, STL UNIV, PLATE, SHEET	1 832 028	269 175	149 914
034 FISH FRESH, CHILLED, FROZN	27 966	13 039	7 244	675 IRON, STEEL HOOP, STRIP	275 477	75 778	42 268
035 FISH SALTED, DRIED, SMOKED	364	917	536	676 RAILWAY RAILS ETC IRN, STL	11 072	884	497
036 SHELL FISH FRESH, FROZEN	3 513	146	80	677 IRN, STL WIRE EXCL W ROD	131 206	66 534	37 110
037 FISH ETC PREPD PRSVD NES	1 562	1 875	1 054	678 IRON, STL TUBES, PIPES, ETC	311 236	144 774	80 755
041 WHEAT ETC UNMILLED	1 149	62	33	679 IRN, STL CASTINGS UNWORKE	1 637	773	433
048 CEREAL ETC PREPARATIONS	89 449	26 108	14 520	681 SILVER, PLATINUM, ETC	1 488	61 910	34 667
054 VEG ETC FRSH, SMPLY PRSVD	24 520	3 360	1 835	682 COPPER EXC CEMENT COPPER	92 318	46 035	25 637
056 VEGETABLES ETC PRSVD, PREPD	432	168	94	683 NICKEL	1 726	4 346	2 424
057 FRUIT, NUTS, FRESH, DRIED	1 205	617	343	684 ALUMINIUM	244 451	77 483	43 361
058 FRUIT PRESERVED, PREPARED	25 166	9 411	5 179	685 LEAD	16 764	1 862	1 025
062 SUGAR PREPS NON-COCO A	1 650	981	552	686 ZINC	10 566	1 296	707
071 COFFEE AND SUBSTITUTES	367	345	187	689 NON-FER BASE METALS NES	4 949	2 411	1 347
073 CHOCOLATE AND PRODUCTS	21 633	21 101	11 726	691 STRUCTURES AND PARTS NES	90 825	42 883	23 853
081 FEEDING STUFF FOR ANMLS	21 293	735	423	692 METAL TANKS, BOXES, ETC	18 277	11 796	6 594
098 EDIBLE PRODUCTS, PREPS NES	19 028	8 804	4 924	693 WIRE PRODUCTS NON ELECTR	662	878	488
112 ALCOHOLIC BEVERAGES	13 855	1 926	1 065	694 STL, COPPR NAILS, NUTS, ETC	37 828	23 785	13 245
122 TOBACCO MFS				695 TOOLS	14 992	168 590	93 985
211 HIDES, SKINS, UNDRESSED	22 453	9 678	5 405	696 CUTLERY	182	628	347
212 FUR SKINS UNDRESSED	430	25 440	14 140	697 BASE MTL HOUSEHOLD EQUIP	36 210	23 191	12 937
222 SEEDS FOR SOFT/FIXED OIL	74 606	2 104	1 176	699 OTHER METAL MANUFACTURES	77 262	86 939	48 608
233 RUBBER, SYNTHETIC, RECLAIMD	6 088	1 304	751	711 STEAM BOILERS & AUX PLNT	14 443	25 245	13 892
246 PULPMOOD, CHIPS, WOODWASTE	176 330	1 151	643	712 STEAM ENGINES, TURBINES	184	304	169
247 OTH WOOD ROUGH, SQUARED	11 239	610	341	713 INTRNL COMBUS PISTN ENGN	14 359	27 472	15 227
248 WOOD SHAPED	5 185 260	402 400	224 616	714 ENGINES & MOTORS NES	676	15 858	8 857
251 PULP AND WASTE PAPER	7 051 133	721 654	402 666	716 ROTATING ELECTRIC PLANT	24 138	33 088	18 415
263 COTTON	409	78	43	718 OTH POWER GENERATG MACHY	8 168	35 531	19 700
266 SYNTHETIC FIBRE TO SPIN	2 553	584	319	721 AGRIC MACHY, EXC TRACTORS	12 798	29 496	16 424
267 OTHER MAN-MADE FIBRES	21 666	6 127	3 405	722 TRACTORS NON-ROAD	285	377	207
268 WOOL (EXC TOPS), ANML HAIR	3 197	1 607	891	723 CIVIL ENGINEERG EQUIP ETC	80 918	69 851	39 009
269 WASTE OF TEXTILE FABRICS	837	121	68	724 TEXTILE, LEATHER MACHNRY	7 021	24 084	13 494
271 FERTILIZERS, CRUDE	4 432	135	74	725 PAPER ETC MILL MACHINERY	13 544	37 104	20 671
273 STONE, SAND AND GRAVEL	6 130 720	31 359	17 442	726 PRINTG, BKBINDG MACHY, PTS	7 915	23 828	13 585
278 OTHER CRUDE MINERALS	81 949	1 473	822	727 FOOD MACHRY NON-DOMESTIC	1 489	5 285	2 950
281 IRON ORE, CONCENTRATES	49 820 928	233 512	130 973	728 OTH MACHY FOR SPCL INDUS	47 163	126 604	71 387
282 IRON AND STEEL SCRAP	26 255	1 801	1 003	736 MACHINE TOOLS FOR METAL	21 839	93 200	52 458
287 BASE METAL ORES, CONC NES	959 177	59 731	33 381	737 METALWORKING MACHNRY NES	19 471	23 609	13 183
288 NONFERR METAL SCRAP NES	49 586	6 975	3 904	741 HEATING, COOLING EQUIPMNT	47 161	78 987	44 297
289 PREC METAL ORE, WASTE NES	616	6 661	3 772	742 PUMPS FOR LIQUIDS ETC	15 032	37 409	20 897
291 CRUDE ANIMAL MTRIALS NES	4 445	2 285	1 273	743 PUMPS NES, CENTRIFUGES ETC	36 317	71 966	40 133
292 CRUDE VEG MATERIALS NES	6 343	6 329	3 551	744 MECHANICAL HANDLING EQU	113 046	138 655	77 862
322 COAL, LIGNITE, PEAT	1 217	60	34	745 NONELEC MACHY, TOOLS NES	20 725	65 910	36 812
334 PETROLEUM PRODUCTS, REFIN	21 063 713	573 455	318 823	749 NONELEC MACH PTS, ACC NES	107 616	169 643	94 485
335 RESIDUAL PETRLM PROD NES	185 959	7 944	4 385	751 OFFICE MACHINES	2 212	26 741	15 059
411 ANIMAL OILS AND FATS	39 695	2 357	1 313	752 AUTOMATIC DATA PROC EQUIP	14 349	230 874	130 059
				759 OFFICE & ADP MCH PTS, ACC	4 690	103 620	58 191
				761 TELEVISION RECEIVERS	825	2 150	1 232
				762 RADIO BROADCAST RECEIVRS	27	509	284

7 IMPORTS AND EXPORTS (SPECIAL TRADE) BY COUNTRIES OF PRODUCTION AND CONSUMPTION AND BY GROUPS OF THE SITC-REV. II 1987

GROUP DESCRIPTION	DT * 100 KG	1 000 DM	1 000 \$	GROUP DESCRIPTION	DT * 100 KG	1 000 DM	1 000 \$
763 SOUND RECORDERS, PHONOGRAPHS	120	1 362	751	282 IRON AND STEEL SCRAP	1 394 976	67 665	38 083
764 TELECOM EQPT, PTS, ACC NES	2 163	26 891	14 992	287 BASE METAL ORES, CONC NES	21 749	3 161	1 762
771 ELECTRIC POWER MACHY NES	6 645	16 174	9 023	288 NONFERR METAL SCRAP NES	393 807	38 492	21 660
772 SWITCHGEAR ETC & PTS NES	10 518	39 351	22 005	291 CRUDE ANIMAL MTRIALS NES	10 357	10 990	6 123
773 ELECTR DISTRIBUTING MACH	47 588	23 833	13 303	292 CRUDE VEG MATERIALS NES	55 617	24 036	13 443
774 ELECTRO-MEDCL, XRAY EQUIP	4 014	76 253	42 611	322 COAL, LIGNITE, PEAT	5 479	454	259
775 HOUSEHOLD TYPE EQUIP NES	53 960	95 442	53 295	323 BRIQUETS, COKE, SEMI-COKE	53 909	1 831	1 015
776 TRANSISTORS, VALVES, ETC	143	9 406	5 243	334 PETROLEUM PRODUCTS, REFIN	401 745	42 044	23 412
778 ELECTRICAL MACHINERY NES	23 549	56 763	32 811	335 RESIDUAL PETRLM PROD NES	203 826	16 902	9 471
781 PASS MOTOR VEH EXC BUSES	149 815	305 293	171 818	411 ANIMAL OILS AND FATS	883	183	103
782 LORRIES, SPCL MTR VEH NES	79 363	101 510	56 484	423 FIXED VEG OILS, SOFT	161 442	10 748	6 011
783 ROAD MOTOR VEHICLES NES	2 629	3 669	2 025	424 FIXED VEG OIL NONSOFT	16 162	1 785	996
784 MOTOR VEHCL PTS, ACC NES	118 430	145 342	80 998	431 PROCESD ANML VEG OIL, ETC	38 344	4 760	2 660
785 MOTOR & OTHER CYCLES ETC	1 732	5 440	3 038	511 HYDROCARBONS NES, DERIVS	340 058	42 247	24 162
786 VEH NES NONMOTR, TRAILERS	14 570	12 370	6 901	512 ALCOHOLS, PHENOLS, ETC	184 995	31 455	17 526
791 RAILWAY VEHICLES	4 440	3 638	2 029	513 ORGANIC ACIDS, ETC	232 955	48 174	26 843
792 AIRCRAFT	411	13 783	8 032	514 NITROGEN-FUNCTN COMPOUNDS	74 066	37 833	21 135
793 SHIPS AND BOATS	125 312	26 677	14 748	515 ORG-INORG COMPOUNDS ETC	19 163	18 479	10 339
812 PLUMB, HEATING, LIGHTNG EQU	46 081	44 824	25 012	516 OTHER ORGANIC CHEMICALS	169 144	28 964	16 143
821 FURNITURE	445 630	222 518	124 594	522 INDRG ELEMNTS, OXIDES, ETC	1 616 280	82 346	45 884
831 TRAVEL GOODS, HANDBAGS	721	1 429	791	523 OTHR INORGANIC CHEMICALS	514 409	50 534	28 342
842 MENS OUTERWEAR NOT KNIT	525	3 426	1 910	524 RADIOACTIVE ETC MATERIAL	1 052	135 212	76 718
843 WOMENS OUTERWEAR NONKNIT	230	1 396	777	531 SYNT DYE, NAT INDOGO, LAKES	57 231	41 522	23 157
844 UNDERWEAR NOT KNIT	70	1 727	949	532 DYES NES, TANNING PRODS	4 339	1 291	717
845 UNDERWEAR KNIT NONELASTC	303	2 772	1 548	533 PIGMENTS, PAINTS, ETC	204 763	126 930	70 772
846 UNDERWEAR KNITTED	376	4 770	2 667	541 MEDICINAL ETC PRODUCTS	22 026	182 447	101 736
847 TEXTL CLTHNG ACCESSRYS NES	620	4 064	2 276	551 ESSENTL OIL, PERFUME, ETC	1 320	4 616	2 565
848 HEADGEAR, NONTEXTL CLOTHING	1 841	6 082	3 407	555 PERFUMERY, COSMETICS, ETC	35 244	33 707	18 754
851 FOOTWEAR	4 310	7 215	3 967	554 SOAPS, CLEANING ETC PREPS	128 820	38 074	21 223
871 OPTICAL INSTRUMENTS	91	2 441	1 345	562 FERTILIZERS MANUFACTURED	2 258 185	54 051	30 438
872 MEDICAL INSTRUMENTS NES	4 712	57 751	32 302	572 EXPLOSIVES, PYROTECH PROD	1 869	5 942	3 326
873 METERS & COUNTERS NES	324	1 484	822	582 PROD OF CONDENSATION ETC	349 638	192 693	107 453
874 MEASURING, CONTROLLING INSTR	4 041	94 569	52 742	583 PROD OF POLYMERIZING ETC	1 419 207	380 182	212 061
881 PHOTO APPAR & EQUIPT NES	402	5 258	2 938	584 CELLULOSE DERIVATIVES ETC	12 120	15 051	8 400
882 PHOTO, CINEMA SUPPLIES	4 838	20 442	11 370	585 PLASTIC MATERIALS NES	70 711	7 309	4 066
883 DEVELOPED CINEMA FILM	11	264	142	591 PESTICIDES, DISINFECTANTS	20 305	30 427	16 875
884 OPTICAL GOODS NES	44	3 270	1 831	592 STARCH, INULIN, GLUTEN, ETC	247 564	27 018	15 034
885 WATCHES AND CLOCKS	383	2 030	1 137	598 MISC CHEMICAL PRODS NES	885 603	180 750	100 860
892 PRINTED MATTER	21 575	19 612	10 974	605 INDUSTRIAL PLANT, CHAP 73	124	875	536
893 ARTICLES OF PLASTIC NES	75 416	67 503	37 694	611 LEATHER	2 209	7 165	3 997
894 TOYS, SPORTING GOODS, ETC	9 749	14 267	7 971	612 LEATHER ETC MANUFACTURES	1 494	7 289	4 048
895 OFFICE SUPPLIES NES	1 785	4 689	2 610	613 FUR SKINS TANNED, DRESSED	212	2 754	1 549
896 WORKS OF ART ETC	1 907	4 788	2 667	621 MATERIALS OF RUBBER	35 263	42 145	23 524
897 GOLD, SILVER WARE, JEWELRY	17	652	364	625 RUBBER TYRES, TUBES	163 280	110 645	67 708
898 MUSICAL INSTRUMENTS, PTS	1 600	8 433	4 759	628 RUBBER ARTICLES NES	22 462	52 136	29 048
899 OTHER MANUFACTURED GOODS	14 761	29 197	16 355	633 CORK MANUFACTURES	1 535	4 077	2 240
951 WAR FIREARMS, AMMUNITION	213	436	248	634 VENEERS, PLYWOOD, ETC	236 431	38 216	21 399
961 COIN NONGOLD, NONCURRENT		145	80	635 WOOD MANUFACTURES NES	28 390	11 494	6 395
971 GOLD, NON MONETARY NES	189	113 577	62 974	641 PAPER AND PAPERBOARD	445 686	122 768	68 389
				642 ARTICLES OF PAPER ETC	93 046	55 702	31 115
EXPORTS	40 738 346	15 841 663	8 852 266	651 TEXTILE YARN AND THREAD	96 427	101 107	56 433
001 LIVE ANIMALS	222	707	390	652 COTTON FABRICS, WOVEN	10 338	26 168	14 587
011 MEAT FRESH, CHILTD, FROZEN	41 580	1 529	847	653 WOVN MAN-MADE FIB FABRIC	24 594	68 686	38 495
012 MEAT DRIED, SALTED, SMOKED	486	740	413	654 OTH WOVEN TEXTILE FABRIC	14 576	20 895	11 638
014 MEAT PREPD, PRSVD, NES ETC	5 173	6 404	3 596	655 KNIT ETC FABRICS	3 447	11 045	6 156
022 MILK AND CREAM	268	113	68	656 LACE, RIBBONS, TULLE, ETC	2 285	8 283	4 607
024 CHEESE AND CURD	15 195	10 058	5 614	657 SPECIAL TEXTILE ETC PROD	39 389	81 443	45 460
034 FISH FRESH, CHILLED, FROZN	3 278	1 473	832	658 TEXTILE ARTICLES NES	8 721	16 265	9 114
037 FISH ETC PREPD PRSVD NES	2 666	1 386	771	659 FLOOR COVERINGS ETC	30 986	29 732	16 548
042 RICE	10 706	727	408	661 CEMENT ETC BUILDING PROD	33 045	3 658	2 027
043 BARLEY UNMILLED	612 969	7 036	4 091	662 CLAY, REFRACTORY BLDG PRD	269 074	34 380	19 098
044 MAIZE UNMILLED	6 000	220	123	663 OTH NONMETAL MINERAL MFS	125 777	69 844	38 988
045 CEREALS NES UNMILLED	297 316	6 923	4 114	664 GLASS	167 523	73 130	40 892
046 WHEAT ETC MEAL OR FLOUR	874	74	41	665 GLASSWARE	70 529	35 078	19 546
047 OTHER CEREAL MEALS, FLOUR	118 493	1 169	650	666 POTTERY	44 482	48 320	27 014
048 CEREAL ETC PREPARATIONS	93 973	28 768	15 999	667 PEARL, PREC-, SEMI-P STONE			
054 VEG ETC FRSH, SPLY PRSVD	309 899	15 893	8 910	671 PIG IRON ETC	117 481	23 221	12 956
056 VEGETABLES ETC PRSVD, PREPD	16 471	6 281	3 509	672 IRON, STL PRIMARY FORMS	786 737	62 492	34 752
057 FRUIT, NUTS, FRESH, DRIED	110 749	14 146	7 881	673 IRON AND STEEL SHAPES	910 184	95 492	53 340
058 FRUIT PRESERVED, PREPARED	33 471	11 442	6 360	674 IRN, STL UNIV. PLATE, SHEET	2 240 188	239 379	133 490
061 SUGAR AND HONEY	11 403	1 214	676	675 IRON, STEEL HOOP, STRIP	401 489	58 081	32 323
062 SUGAR PREPS NON-COCOA	6 868	3 695	2 063	676 RAILWAY RAILS ETC IRN, STL	19 360	5 300	2 977
071 COFFEE AND SUBSTITUTES	9 935	16 686	9 363	677 IRN, STL WIRE EXCL W ROD	43 264	8 982	5 023
072 COCOA	17 794	10 574	5 891	678 IRON, STL TUBES, PIPES, ETC	749 005	166 583	92 855
073 CHOCOLATE AND PRODUCTS	13 821	10 113	5 658	679 IRN, STL CASTINGS UNWORKE	154 317	47 718	26 699
074 TEA AND MATE	1 415	1 124	626	681 SILVER, PLATINUM, ETC	919	20 805	11 700
075 SPICES	1 876	1 526	851	682 COPPER EXC CEMENT COPPER	258 416	125 519	70 294
081 FEEDING STUFF FOR ANIMLS	601 100	57 474	32 433	683 NICKEL	1 598	4 003	2 219
091 MARGARINE AND SHORTENING	434	107	60	684 ALUMINIUM	253 454	138 121	76 894
098 EDIBLE PRODCTS, PREPS NES	41 739	14 958	8 322	685 LEAD	17 479	4 076	2 278
111 NON-ALCOHOL BEVERAGES NES	20 049	5 739	3 196	686 ZINC	6 489	1 234	695
112 ALCOHOLIC BEVERAGES	127 252	28 953	16 102	687 TIN	630	1 172	644
122 TOBACCO MFRS	2 045	4 225	2 363	689 NON-FER BASE METALS NES	5 484	5 457	3 032
211 HIDES, SKINS, UNDRESSED	10 147	3 092	1 748	691 STRUCTURES AND PARTS NES	91 577	48 517	27 120
212 FUR SKINS UNDRESSED	48	422	240	692 METAL TANKS, BOXES, ETC	39 886	27 673	15 325
222 SEEDS FOR SOFT/FIXED OIL	9 348	1 365	770	693 WIRE PRODUCTS NON ELECTR	147 917	23 524	13 176
223 SEEDS FOR OTH FIXED OILS	7 568	784	443	694 STL, COPPR NAILS, NUTS, ETC	120 297	98 579	54 920
232 NATURAL RUBBER, GUMS	1 424	305	172	695 TOOLS	36 197	132 219	73 915
233 RUBBER, SYNTHETIC, RECLAIMD	55 344	16 670	9 274	696 CUTLERY	2 795	15 119	8 440
245 FUEL WOOD NES, CHARCOAL	1 416	211	118	697 BASE MTL HOUSEHOLD EQUIP	9 989	12 766	7 131
246 PULPWOOD, CHIPS, WOODWASTE	8 362 908	97 493	54 260	699 OTHER METAL MANUFACTURES	251 586	326 118	181 904
247 OTH WOOD ROUGH, SQUARED	268 000	3 424	1 909	700 INDUSTRIAL PLANT, CHAP 84	2 486	2 742	1 620
248 WOOD SHAPED	126 679	11 415	6 357	711 STEAM BOILERS & AUX PLNT	3 698	3 372	1 905
251 PULP AND WASTE PAPER	328 277	7 126	4 014	712 STEAM ENGINES, TURBINES	505	1 225	682
263 COTTON	15 155	2 465	1 389	713 INTRNL COMBUS PISTN ENGN	180 984	351 149	196 390
265 VEG FIBRE, EXCL COTN JUTE	331	79	45	714 ENGINES & MOTORS NES	234	14 661	8 238
266 SYNTHETIC FIBRE TO SPIN	48 591	14 155	7 912	716 ROTATING ELECTRIC PLANT	49 630	122 283	68 199
267 OTHER MAN-MADE FIBRES	3 254	594	333	718 OTH POWER GENERATG MACHY	5 749	101 823	56 445
268 WOOL(EXC TOPS), ANML HAIR	1 726	1 419	790	721 AGRIC MACHY, EXC TRACTORS	41 498	44 804	25 093
269 WASTE OF TEXTILE FABRICS	2 250	412	229	722 TRACTORS NON-ROAD	34 894	41 205	23 094
273 STONE, SAND AND GRAVEL	159 292	3 465	1 932	723 CIVIL ENGINEER EQUIP ETC	91 481	91 322	51 063
274 SULPHUR ETC	6 246	493	275	724 TEXTILE, LEATHER MACHNRY	16 664	55 853	31 158
277 NATURAL ABRASIVES NES	1 778	203	110	725 PAPER ETC MILL MACHINERY	21 395	86 423	48 456
278 OTHER CRUDE MINERALS	3 082 021	25 429	14 168	726 PRINTG, BKBINDG MACHY, PTS	41 049	179 005	100 392
				727 FOOD MACHRY NON-DOMESTIC	7 122	25 590	14 241

7 IMPORTS AND EXPORTS (SPECIAL TRADE) BY COUNTRIES OF PRODUCTION AND CONSUMPTION AND BY GROUPS OF THE SITC-REV. II 1987

GROUP DESCRIPTION	DT * 100 KG	1 000 DM	1 000 \$	GROUP DESCRIPTION	DT * 100 KG	1 000 DM	1 000 \$
728 OTH MACHY FOR SPCL INDUS	107 309	325 277	182 561	514 NITROGEN-FUNCTN COMPOUNDS	708	6 040	3 341
736 MACHINE TOOLS FOR METAL	65 024	266 851	149 052	515 ORG-INORG COMPOUNDS ETC	4 624	6 781	3 797
737 METALWORKING MACHNRY NES	14 932	37 335	20 851	516 OTHER ORGANIC CHEMICALS	131 081	17 525	9 772
741 HEATING, COOLING EQUIPMNT	63 760	134 365	74 739	522 INORG ELEMNTS, OXIDES, ETC	4 022	5 323	2 961
742 PUMPS FOR LIQUIDS ETC	76 044	254 524	142 439	523 OTHR INORGANIC CHEMICALS	30 432	2 476	1 374
743 PUMPS NES, CENTRIFUGES ETC	137 021	228 520	127 644	524 RADIOACTIVE ETC MATERIAL	60	450	247
744 MECHANICAL HANDLING EQU	122 422	152 151	84 971	531 SYNT DYE NAT INDGO, LAKES	160	452	248
745 NONELEC MACHY, TOOLS NES	37 500	138 866	78 013	533 PIGMENTS, PAINTS, ETC	66 398	30 000	16 685
749 NONELEC MACH PTS, ACC NES	244 185	482 147	269 209	541 MEDICINAL ETC PRODUCTS	1 228	19 299	10 746
751 OFFICE MACHINES	5 933	44 091	24 707	572 EXPLOSIVES, PYROTECH PROD	358	1 086	611
752 AUTOMTIC DATA PROC EQUIP	12 117	230 261	129 571	582 PROD OF CONDENSATION ETC	7 326	5 128	2 857
759 OFFICE & ADP MCH PTS, ACC	6 908	151 177	84 481	583 PROD OF POLYMERIZING ETC	134 444	13 699	24 334
761 TELEVISION RECEIVERS	22 980	64 452	36 257	584 CELLULOSE DERIVATIVES ETC	14 291	7 267	4 037
762 RADIO BROADCAST RECEIVRS	2 639	20 038	11 128	585 PLASTIC MATERIALS NES	2 967	724	407
763 SOUND RECORDRS, PHONOGRPH	1 483	13 484	7 591	591 PESTICIDES, DISINFECTANTS	546	170	94
764 TELECOM EQPT, PTS, ACC NES	8 745	73 458	41 191	592 STARCH, INULIN, GLUTEN, ETC	15 041	2 174	1 214
771 ELECTRIC POWER MACHY NES	36 227	65 416	36 506	598 MISC CHEMICAL PRODS NES	79 503	11 134	6 239
772 SWITCHGEAR ETC & PTS NES	81 768	420 617	234 934	611 LEATHER	6 486	15 680	8 816
773 ELECTR DISTRIBUTING MACH	83 008	96 475	53 832	612 LEATHER ETC MANUFACTURES	9	73	39
774 ELECTRO-MEDCL, XRAY EQUIP	3 068	51 942	28 923	613 FUR SKINS TANNED, DRESSED	175	6 833	3 806
775 HOUSEHOLD TYPE EQUIP NES	132 139	190 429	106 534	621 MATERIALS OF RUBBER	264	331	188
776 TRANSISTORS, VALVES, ETC	20 285	77 651	43 443	625 RUBBER TYRES, TUBES	11 243	7 257	4 117
778 ELECTRICAL MACHINERY NES	246 237	464 599	259 612	628 RUBBER ARTICLES NES	968	1 491	827
781 PASS MOTOR VEH EXC BUSES	1 056 190	1 871 646	1 048 021	634 VENEERS, PLYWOOD, ETC	685 955	157 442	87 825
782 LORRIES, SPCL MTR VEH NES	124 803	184 259	103 156	635 WOOD MANUFACTURES NES	119 580	38 823	21 735
783 ROAD MOTOR VEHICLES NES	24 601	66 139	37 341	641 PAPER AND PAPERBOARD	9 532 809	1 261 117	703 269
784 MOTOR VEHCL PTS, ACC NES	875 594	984 245	549 717	642 ARTICLES OF PAPER ETC	243 969	41 232	23 045
785 MOTOR & OTHER CYCLES ETC	12 961	28 344	15 743	651 TEXTILE YARN AND THREAD	2 615	1 185	656
786 VEH NES NONMOTR, TRAILERS	136 946	104 222	58 405	652 COTTON FABRICS, WOVEN	897	2 697	1 493
791 RAILWAY VEHICLES	46 238	37 317	20 765	653 WOVN MAN-MADE FIB FABRIC	253	958	529
792 AIRCRAFT	621	12 802	7 229	654 OTH WOVEN TEXTILE FABRIC	154	122	66
793 SHIPS AND BOATS	234 397	192 819	105 398	655 KNIT ETC FABRICS	219	524	290
801 INDUSTRIAL PLANT, CHAP 90	70	338	187	656 LACE, RIBBONS, TULLE, ETC	395	497	284
812 PLUMBGB, HEATING, LGHTNG EQU	18 611	51 995	29 058	657 SPECIAL TEXTILE ETC PROD	11 265	10 900	5 856
821 FURNITURE	156 659	126 762	70 859	658 TEXTILE ARTICLES NES	1 940	4 642	2 581
831 TRAVEL GOODS, HANDBAGS	3 437	8 302	4 627	659 FLOOR COVERINGS ETC	878	2 884	1 611
842 MENS OUTERWEAR NOT KNIT	1 393	18 841	10 383	661 CEMENT ETC BUILDING PROD	10 445	1 751	982
843 WOMENS OUTERWEAR NONKNIT	5 020	76 262	41 991	662 CLAY, REFRACTORY BLDG PRD	550	148	83
844 UNDERWEAR NOT KNIT	65	620	344	663 OTH NONMETAL MINERAL MFS	70 924	12 918	7 213
845 OUTERWEAR KNIT NONELASTC	1 438	20 333	11 212	664 GLASS	103 330	60 997	34 042
846 UNDERWEAR KNITTED	638	6 343	3 512	665 GLASSWARE	780	1 204	668
847 TXTL CLTHNG ACCESSRY NES	1 642	13 066	7 550	666 POTTERY	1 151	1 743	981
848 HEADGEAR, NONTXTL CLOTHNG	1 837	19 127	10 700	667 PEARL, PREC-, SEMI-P STONE	*	*	*
851 FOOTWEAR	5 889	30 280	16 694	671 PIG IRON ETC	100 311	8 766	5 110
871 OPTICAL INSTRUMENTS	535	14 777	8 256	672 IRON, STL PRIMARY FORMS	619 984	136 698	76 489
872 MEDICAL INSTRUMENTS NES	5 842	50 504	28 290	673 IRON AND STEEL SHAPES	489 245	39 472	22 120
873 METERS & COUNTERS NES	3 835	14 753	8 262	674 IRN, STL UNIV, PLATE, SHEET	1 572 209	158 795	88 598
874 MEASURING, CONTROLING INSTR	36 551	530 583	296 220	675 IRON, STEEL HOOP, STRIP	34 487	8 652	4 806
881 PHOTO APPAR & EQUIPT NES	5 403	41 266	23 012	678 IRON, STL TUBES, PIPES, ETC	65 083	15 088	8 473
882 PHOTO, CINEMA SUPPLIES	22 821	46 213	25 805	679 IRN, STL CASTINGS UNWORKE	63	233	138
883 DEVELOPED CINEMA FILM	17	156	84	681 SILVER, PLATINUM, COPPER	19	733	409
884 OPTICAL GOODS NES	867	55 200	30 763	682 COPPER EXC CEMENT COPPER	103 079	48 221	27 111
885 WATCHES AND CLOCKS	3 162	29 947	16 736	683 NICKEL	20 896	16 987	9 551
892 PRINTED MATTER	260 273	144 480	80 699	684 ALUMINIUM	24 663	6 673	3 738
893 ARTICLES OF PLASTIC NES	165 274	196 185	109 450	685 LEAD	1 170	105	58
894 TOYS, SPORTING GOODS, ETC	28 860	58 328	32 664	686 ZINC	135 293	20 276	11 289
895 OFFICE SUPPLIES NES	5 172	26 404	14 757	689 NON-FER BASE METALS NES	739	1 472	812
896 WORKS OF ART ETC	64	3 851	2 172	691 STRUCTURES AND PARTS NES	24 487	11 959	6 639
897 GOLD, SILVER WARE, JEWELRY	332	25 082	14 013	692 METAL TANKS, BOXES, ETC	1 532	1 552	853
898 MUSICAL INSTRUMENTS, PTS	29 160	77 697	43 461	693 WIRE PRODUCTS NON ELECTR	61	65	38
899 OTHER MANUFACTURED GOODS	14 490	46 503	25 959	694 STL, COPPR NAILS, NUTS, ETC	749	329	179
941 ZOO ANIMALS, PETS	9	68	39	695 TOOLS	1 629	3 560	1 991
951 WAR FIREARMS, AMMUNITION	523	3 625	2 018	696 CUTLERY	232	1 939	1 086
971 GOLD, NON MONETARY NES	28	27 484	15 538	697 BASE MTL HOUSEHOLD EQUIP	5 781	2 730	1 524
FINLAND				699 OTHER METAL MANUFACTURES	5 579	4 829	2 688
IMPORTS				711 STEAM BOILERS & AUX PLNT	4 010	3 164	1 736
024 CHEESE AND CURD	1 424	967	552	712 STEAM ENGINES, TURBINES	443	5 779	3 151
025 EGGS, BIRDS, FRESH, PRSRVD	18 696	1 580	866	713 INTRNL COMBUS PISTN ENGN	8 000	17 605	9 994
035 FISH SALTED, DRIED, SMOKED	33	64	33	714 ENGINES & MOTORS NES	465	11 907	6 645
048 CEREAL ETC PREPARATIONS	13 778	3 632	2 028	716 ROTATING ELECTRIC PLANT	6 438	12 128	6 851
054 VEG ETC FRSH, SMPLY PRSRVD	67	68	38	718 OTH POWER GENERATG MACHY	230	446	246
056 VEGTBLES ETC PRSRVD, PREPD	82	58	32	721 AGRIC MACHY, EXC TRACTORS	2 123	2 507	1 384
058 FRUIT PRESERVED, PREPARED	5 209	2 067	1 165	722 TRACTORS NON-ROAD	1 071	1 715	944
061 SUGAR AND HONEY	118 581	3 591	1 980	723 CIVIL ENGINEER EQUIP ETC	4 516	16 083	8 911
062 SUGAR PREPS NON-COCOA	3 652	1 331	740	724 TEXTILE, LEATHER MACHNRY	2 025	2 250	1 251
072 COCOA	223	139	76	725 PAPER ETC MILL MACHINERY	13 808	21 689	11 973
073 CHOCOLATE AND PRODUCTS	13 548	8 642	4 814	726 PRINTG, BKBINDG MACHY, PTS	1 605	1 825	1 032
098 EDIBLE PRODCTS, PREPS NES	1 099	535	300	727 FOOD MACHRY NON-DOMESTIC	658	1 824	1 023
112 ALCOHOLIC BEVERAGES	929	711	394	728 OTH MACHY FOR SPCL INDUS	14 841	26 570	14 859
122 TOBACCO MFRS	31	59	32	736 MACHINE TOOLS FOR METAL	2 181	4 248	2 347
211 HIDES, SKINS, UNDRESSED	16 515	4 898	2 766	737 METALWORKING MACHNRY NES	3 680	5 856	3 259
212 FUR SKINS UNDRESSED	1 836	64 446	35 434	741 HEATING, COOLING EQUIPMNT	12 746	18 463	10 394
247 OTH WOOD ROUGH SQUARED	57 949	2 926	1 633	742 PUMPS FOR LIQUIDS ETC	1 819	6 824	3 852
248 WOOD SHAPED	3 495 237	272 976	151 636	743 PUMPS NES, CENTRIFUGES ETC	8 813	15 390	8 717
251 PULP AND WASTE PAPER	4 164 812	430 600	240 447	744 MECHANICAL HANDLING EQU	40 457	57 545	31 816
263 COTTON	1 783	124	68	745 NONELEC MACHY, TOOLS NES	21 531	25 482	14 260
267 OTHER MAN-MADE FIBRES	80 233	21 710	12 108	749 NONELEC MACH PTS, ACC NES	9 113	26 134	14 592
273 STONE, SAND AND GRAVEL	73 725	2 263	1 260	751 OFFICE MACHINES	3	58	31
274 SULPHUR ETC	780 974	5 648	3 167	752 AUTOMTIC DATA PROC EQUIP	4 580	30 059	16 801
278 OTHER CRUDE MINERALS	430 320	10 383	5 799	759 OFFICE & ADP MCH PTS, ACC	283	9 407	5 267
282 IRON AND STEEL SCRAP	1 405	118	68	761 TELEVISION RECEIVERS	48 197	128 110	72 444
288 NONFERR METAL SCRAP NES	156 533	8 043	4 505	763 SOUND RECORDRS, PHONOGRPH	83	739	417
289 PREC METAL ORE, WASTE NES	2 062	4 878	2 709	764 TELECOM EQPT, PTS, ACC NES	355	10 392	5 762
291 CRUDE ANIMAL MTRIALS NES	2 712	635	354	771 ELECTRIC POWER MACHY NES	28 087	24 395	13 799
292 CRUDE VEG MATERIALS NES	4 160	3 363	1 852	772 SWITCHGEAR ETC & PTS NES	2 579	9 473	5 270
334 PETROLEUM PRODUCTS, REFIN	4 108 752	125 841	70 421	773 ELECTR DISTRIBUTING MACH	11 997	5 812	3 204
335 RESIDUAL PETRLM PROD NES	68 234	2 368	1 298	774 ELECTRO-MEDCL, XRAY EQUIP	1 826	14 475	8 133
423 FIXED VEG OILS, SOFT	39 955	2 186	1 211	775 HOUSEHOLD TYPE EQUIP NES	4 969	5 266	2 941
431 PROCESO ANML VEG OIL, ETC	28 821	1 656	919	776 TRANSISTORS, VALVES, ETC	39	2 645	1 501
511 HYDROCARBONS NES, DERIVS	519 671	31 023	17 026	778 ELECTRICAL MACHINERY NES	1 777	10 587	5 885
512 ALCOHOLS, PHENOLS, ETC	4 652	3 192	1 787	781 PASS MOTOR VEH EXC BUSES	11 575	24 412	13 957
513 ORGANIC ACIDS, ETC	5 414	830	466	782 LORRIES, SPCL MTR VEH NES	2 747	5 580	3 175
				783 ROAD MOTOR VEHICLES NES	636	1 064	594
				784 MOTOR VEHCL PTS, ACC NES	13 528	11 652	6 486
				785 MOTOR & OTHER CYCLES ETC	1 482	1 330	736

7 IMPORTS AND EXPORTS (SPECIAL TRADE) BY COUNTRIES OF PRODUCTION AND CONSUMPTION AND BY GROUPS OF THE SITC-REV. II 1987

GROUP DESCRIPTION	DT * 100 KG	1 000 DM	1 000 \$	GROUP DESCRIPTION	DT * 100 KG	1 000 DM	1 000 \$
786 VEH NES NONMOTR, TRAILERS	15 351	5 375	2 994	562 FERTILIZERS MANUFACTURED	108 174	2 353	1 338
791 RAILWAY VEHICLES	34	125	74	572 EXPLOSIVES, PYROTECH PROD	766	2 023	1 148
792 AIRCRAFT	26	1 731	974	582 PROD OF CONDENSATION ETC	190 524	106 233	59 244
793 SHIPS AND BOATS	44 141	10 243	5 712	583 PROD OF POLYMERIZING ETC	807 206	197 272	110 079
812 PLUMBING, HEATING, LIGHTING EQUI	89 836	34 291	19 189	584 CELLULOSE DERIVATIVES ETC	8 547	8 377	4 654
821 FURNITURE	90 968	48 259	26 939	585 PLASTIC MATERIALS NES	48 470	5 373	2 981
831 TRAVEL GOODS, HANDBAGS	98	325	180	591 PESTICIDES, DISINFECTANTS	8 862	10 720	5 956
842 MENS OUTERWEAR NOT KNIT	1 736	25 780	14 256	592 STARCH, INULIN, GLUTEN, ETC	106 860	10 436	5 841
843 WOMENS OUTERWEAR NONKNIT	1 960	25 797	14 279	598 MISC CHEMICAL PRODS NES	399 507	87 672	48 948
844 UNDERWEAR NOT KNIT	30	275	152	605 INDUSTRIAL PLANT, CHAP 73	268	187	114
845 UNDERWEAR KNIT NONELASTC	2 053	16 651	9 200	611 LEATHER	3 671	2 396	1 342
846 UNDERWEAR KNITTED	220	2 750	1 512	612 LEATHER ETC MANUFACTURES	1 604	3 405	1 899
847 TXTL CLTHNG ACCESSRYS NES	37	500	283	613 FUR SKINS TANNED, DRESSED	44	1 703	943
848 HEADGEAR, NONTYTL CLOTHING	470	10 307	5 753	621 MATERIALS OF RUBBER	16 948	12 363	6 880
851 FOOTWEAR	2 630	5 623	5 338	622 RUBBER TYRES, TUBES	67 909	52 721	29 807
871 OPTICAL INSTRUMENTS	1	176	95	628 RUBBER ARTICLES NES	7 527	15 774	8 770
872 MEDICAL INSTRUMENTS NES	561	8 885	4 912	633 CORK MANUFACTURES	199	644	372
873 METERS & COUNTERS NES	4	186	104	634 VENEERS, PLYWOOD, ETC	23 308	9 204	5 146
874 MEASURING, CONTROLLING INSTR	924	25 376	14 139	635 WOOD MANUFACTURES NES	28 825	12 287	6 857
881 PHOTO APPAR & EQUIPT NES	21	255	141	641 PAPER AND PAPERBOARD	115 382	39 756	22 228
884 OPTICAL GOODS NES	1	154	88	642 ARTICLES OF PAPER ETC	54 534	31 401	17 486
885 WATCHES AND CLOCKS	12	634	358	651 TEXTILE YARN AND THREAD	66 767	77 638	43 278
892 PRINTED MATTER	14 560	7 545	4 205	652 COTTON FABRICS, WOVEN	11 214	24 698	13 798
893 ARTICLES OF PLASTIC NES	14 840	19 400	10 812	653 WOVN MAN-MADE FIB FABRIC	21 673	47 486	26 543
894 TOYS, SPORTING GOODS, ETC	15 236	14 314	7 969	654 OTH WOVEN TEXTILE FABRIC	1 752	7 508	4 199
895 OFFICE SUPPLIES NES	127	291	174	655 KNIT ETC FABRICS	3 901	7 573	4 240
896 WORKS OF ART ETC	22	917	508	656 LACE, RIBBONS, TULLE, ETC	1 448	4 146	2 303
897 GOLD, SILVER WARE, JEWELRY	20	12 611	7 087	657 SPECIAL TEXTILE ETC PROD	23 518	64 910	36 266
898 MUSICAL INSTRUMENTS, PTS	1 892	4 199	2 344	658 TEXTILE ARTICLES NES	1 940	4 928	2 758
899 OTHER MANUFACTURED GOODS	1 919	6 932	3 864	659 FLOOR COVERINGS ETC	6 554	6 991	3 871
951 WAR FIREARMS, AMMUNITION	171	574	325	661 CEMENT ETC BUILDING PROD	41 572	2 003	1 122
961 COIN NONGOLD, NONCURRENT	1	58	31	662 CLAY, REFRACTORY BLDG PRD	171 887	20 888	11 623
971 GOLD, NON MONETARY NES	1	1 047	586	663 OTH NONMETAL MINERAL MFS	35 476	26 155	14 547
				664 GLASS	206 110	35 777	19 953
EXPORTS	13 442 281	5 827 432	3 252 542	665 GLASSWARE	26 513	12 143	6 776
001 LIVE ANIMALS	369	1 257	702	666 POTTERY	5 183	5 141	2 866
011 MEAT FRESH, CHILLD, FROZEN	405	540	298	667 PEARL, PREC., SEMI-P STONE			
014 MEAT PREPD, PRSVD, NES ETC	509	468	268	671 PIG IRON ETC	25 038	6 315	3 516
024 CHEESE AND CURD	2 323	2 347	1 317	672 IRON, STL PRIMARY FORMS	452 625	110 032	61 880
034 FISH FRESH, CHILLED, FROZN	5 957	2 809	1 562	673 IRON AND STEEL SHAPES	257 951	30 717	17 148
037 FISH ETC PREPD PRSVD NES	6 043	2 701	1 516	674 IRN, STL UNIV, PLATE, SHEET	262 172	39 111	21 772
043 BARLEY UNMILLED	18 000	337	181	675 IRON, STEEL HOOP, STRIP	76 443	14 767	8 218
048 CEREAL ETC PREPARATIONS	13 817	5 070	2 833	676 RAILWAY RAILS ETC IRN, STL	6 686	1 870	1 031
054 VEG ETC FRSH, SMPLY PRSVD	23 547	3 451	1 932	677 IRN, STL WIRE EXCL W ROD	28 183	7 199	4 006
056 VEGTBLES ETC PRSVD, PREPD	4 994	2 000	1 124	678 IRON, STL TUBES, PIPES, ETC	329 320	79 718	44 492
057 FRUIT, NUTS, FRESH, DRIED	130 138	13 563	7 580	679 IRN, STL CASTINGS UNWORKE	19 406	5 923	3 304
058 FRUIT PRESERVED, PREPARED	17 984	6 205	3 470	681 SILVER, PLATINUM, ETC	446	3 872	2 160
061 SUGAR AND HONEY	55 532	2 312	1 265	682 COPPER EXC CEMENT COPPER	99 600	54 122	30 152
062 SUGAR PREPS NON-COCOA	3 260	2 043	1 133	683 NICKEL	441	1 365	756
071 COFFEE AND SUBSTITUTES	759	1 897	1 059	684 ALUMINIUM	121 576	62 572	35 057
072 COCOA	11 760	7 734	4 355	685 LEAD	6 178	1 144	637
073 CHOCOLATE AND PRODUCTS	8 864	7 258	4 106	686 ZINC	1 046	324	177
074 TEA AND MATE	69	68	38	687 TIN	336	574	322
075 SPICES	1 376	841	483	689 NON-FER BASE METALS NES	133	452	252
081 FEEDING STUFF FOR ANIMALS	19 305	3 256	1 816	691 STRUCTURES AND PARTS NES	31 393	15 184	8 517
098 EDIBLE PRODUCTS, PREPS NES	11 593	5 281	2 953	692 METAL TANKS, BOXES, ETC	11 810	9 025	5 019
111 NON-ALCOHOL BEVERAGES NES	8 286	1 595	879	693 WIRE PRODUCTS NON ELECTR	15 624	8 853	4 932
112 ALCOHOLIC BEVERAGES	19 747	4 778	2 659	694 STL, COPPR NAILS, NUTS, ETC	50 446	32 805	18 317
122 TOBACCO MFRS	30	141	78	695 TOOLS	14 137	54 144	30 252
211 HIDES, SKINS, UNDERESSED	24 032	7 864	4 417	696 CUTLERY	1 297	6 831	3 821
212 FUR SKINS UNDERESSED	23	447	254	697 BASE MTL HOUSEHOLD EQUIP	6 703	8 938	4 990
222 SEEDS FOR SOFT/FIXED OIL	2 544	458	255	699 OTHER METAL MANUFACTURES	74 713	86 378	48 274
223 SEEDS FOR OTH FIXED OILS	1 890	211	119	700 INDUSTRIAL PLANT, CHAP 84	40	278	155
232 NATURAL RUBBER, GUMS	610	127	69	711 STEAM BOILERS & AUX PLNT	1 198	1 688	930
233 RUBBER, SYNTHETIC, RECLAIMD	66 519	9 867	5 483	712 STEAM ENGINES, TURBINES	865	10 729	6 053
246 PULPMOOD, CHIPS, WOODWASTE	365 503	4 473	2 483	713 INTRNL COMBUS PISTN ENGN	19 418	51 981	29 003
248 WOOD SHAPED	38 554	3 653	2 039	714 ENGINES & MOTORS NES	559	21 429	11 856
251 PULP AND WASTE PAPER	31 337	3 691	2 122	716 ROTATING ELECTRIC PLANT	20 943	46 894	26 131
263 COTTON	7 309	1 157	644	718 OTH POWER GENERATG MACHY	3 142	79 254	43 293
266 SYNTHETIC FIBRE TO SPIN	39 078	12 686	7 026	721 AGRIC MACHY, EXC TRACTORS	23 095	24 060	13 453
267 OTHER MAN-MADE FIBRES	9 015	3 194	1 790	722 TRACTORS NON-ROAD	18 624	20 061	11 574
268 WOOL (EXC TOPS), ANML HAIR	1 832	1 640	917	723 CIVIL ENGINEER EQUIP ETC	35 467	38 331	21 447
269 WASTE OF TEXTILE FABRICS	9 352	1 858	1 037	724 TEXTILE, LEATHER MACHNRY	12 793	44 777	25 169
273 STONE, SAND AND GRAVEL	29 485	958	538	725 PAPER ETC MILL MACHINERY	19 671	55 868	31 101
274 SULPHUR ETC	26 863	672	372	726 PRINTG, BKINDG MACHY, PTS	25 151	103 141	57 147
277 NATURAL ABRASIVES NES	1 223	104	61	727 FOOD MACHY NON-DOMESTIC	6 756	30 170	16 924
278 OTHER CRUDE MINERALS	1 264 042	15 848	8 960	728 OTH MACHY FOR SPLC INDUS	45 567	150 987	84 176
287 BASE METAL ORES, CONC NES	124 103	6 754	3 710	736 MACHINE TOOLS FOR METAL	20 294	67 471	37 996
288 NONFER METAL SCRAP NES	39 224	3 279	1 895	737 METALWORKING MACHNRY NES	30 143	59 567	32 810
291 CRUDE ANIMAL MTRIALS NES	2 238	3 295	1 823	741 HEATING, COOLING EQUIPMNT	25 627	74 826	41 738
292 CRUDE VEG MATERIALS NES	16 566	10 820	6 022	742 PUMPS FOR LIQUIDS ETC	12 101	59 420	33 149
323 BRIQUETS, COKE, SEMI-COKE	1 814 511	30 109	16 736	743 PUMPS NES, CENTRIFUGES ETC	32 037	70 923	39 629
334 PETROLEUM PRODUCTS, REFIN	108 366	16 788	9 364	744 MECHANICAL HANDLING EQU	34 676	55 679	30 985
335 RESIDUAL PETRLM PROD NES	141 130	12 219	6 789	745 NONELEC MACHY, TOOLS NES	46 414	129 312	72 483
411 ANIMAL OILS AND FATS	917	85	48	749 NONELEC MACH PTS, ACC NES	70 263	167 880	93 956
423 FIXED VEG OILS, SOFT	1 578	423	233	751 OFFICE MACHINES	4 489	28 620	16 003
424 FIXED VEG OIL NONSOFT	2 313	593	328	752 AUTOMATIC DATA PROC EQUIP	5 933	101 384	56 701
431 PROCESD ANML VEG OIL, ETC	3 483	744	416	759 OFFICE & ADP MCH PTS, ACC	1 216	27 568	15 350
511 HYDROCARBONS NES, DERIVS	259 062	21 866	12 231	761 TELEVISION RECEIVERS	2 402	7 535	4 251
512 ALCOHOLS, PHENOLS, ETC	101 579	15 671	8 734	762 RADIO BROADCAST RECEIVRS	2 380	10 502	5 856
513 ORGANIC ACIDS, ETC	105 501	21 098	11 754	763 SOUND RECORDRS, PHONOGRPH	659	4 762	2 709
514 NITROGEN-FUNCT COMPOUNDS	54 106	17 490	9 719	764 TELECOM EQPT, PTS, ACC NES	5 683	104 651	58 547
515 ORG-INORG COMPOUNDS ETC	5 969	8 575	4 797	771 ELECTRIC POWER MACHY NES	13 025	27 602	15 421
516 OTHER ORGANIC CHEMICALS	26 344	11 607	6 517	772 SWITCHGEAR ETC & PTS NES	27 800	150 655	83 859
522 INORG ELEMNTS, OXIDES, ETC	1 808 703	38 700	21 506	773 ELECTR DISTRIBUTING MACH	16 448	23 416	13 061
523 OTHR INORGANIC CHEMICALS	223 528	22 434	12 585	774 ELECTRO-MEDCL, XRAY EQUIP	1 447	21 004	11 755
524 RADIOACTIVE ETC MATERIAL	22	1 747	972	775 HOUSEHOLD TYPE EQUIP NES	73 989	102 880	57 458
531 SYNT DYE, NAT INDOGO, LAKES	68 338	49 284	27 548	776 TRANSISTORS, VALVES, ETC	21 084	70 921	39 594
532 DYES NES, TANNING PRODS	7 551	1 968	1 097	778 ELECTRICAL MACHINERY NES	44 463	135 903	75 862
533 PIGMENTS, PAINTS, ETC	91 851	52 339	29 166	781 PASS MOTOR VEH EXC BUSES	300 143	443 836	247 908
541 MEDICINAL ETC PRODUCTS	11 061	68 922	38 589	782 LORRIES, SPLC MTR VEH NES	94 350	124 250	69 321
551 ESSENTL OIL, PERFUME, ETC	810	4 006	2 235	783 ROAD MOTOR VEHICLES NES	4 183	6 283	4 690
553 PERFUMERY, COSMETICS, ETC	14 298	20 118	11 171	784 MOTOR VEHCL PTS, ACC NES	104 908	150 958	84 208
554 SOAPS, CLEANING ETC PREPS	67 019	23 397	13 045	785 MOTOR & OTHER CYCLES ETC	10 436	16 333	9 173
				786 VEH NES NONMOTR, TRAILERS	62 080	55 258	30 645

7 IMPORTS AND EXPORTS (SPECIAL TRADE) BY COUNTRIES OF PRODUCTION AND CONSUMPTION AND BY GROUPS OF THE SITC-REV. II 1987

GROUP DESCRIPTION	DT * 100 KG	1 000 DM	1 000 \$	GROUP DESCRIPTION	DT * 100 KG	1 000 DM	1 000 \$
791 RAILWAY VEHICLES	11 616	10 904	6 080	523 OTHR INORGANIC CHEMICALS	413 740	31 559	17 511
792 AIRCRAFT	125	4 666	2 565	524 RADIOACTIVE ETC MATERIAL	88	8 515	4 717
793 SHIPS AND BOATS	10 947	1 400	767	531 SYNT DYE, NAT INDGO, LAKES	86 771	248 396	138 107
812 PLUMBING, HEATING, LGHTNG EQU	4 444	17 523	9 789	532 DYES NES, TANNING PRODS	1 218	4 831	2 696
821 FURNITURE	22 663	28 461	15 889	533 PIGMENTS, PAINTS, ETC	168 640	96 291	53 600
831 TRAVEL GOODS, HANDBAGS	890	2 926	1 624	541 MEDICINAL ETC PRODUCTS	72 534	625 273	459 116
842 MENS OUTERWEAR NOT KNIT	295	3 697	2 064	551 ESSENTL OIL, PERFUME, ETC	18 034	93 201	51 668
843 WOMENS OUTERWEAR NONKNIT	1 622	25 118	13 835	553 PERFUMERY, COSMETICS, ETC	36 232	62 441	34 798
844 UNDERWEAR NOT KNIT	68	731	405	554 SOAPS, CLEANING ETC PREPS	252 262	77 440	43 327
845 OUTERWEAR KNIT NONELASTC	738	8 938	4 958	562 FERTILIZERS MANUFACTURED	25 747	2 571	1 435
846 UNDERWEAR KNITTED	399	3 802	2 132	572 EXPLOSIVES, PYROTECH PROD	210	5 524	3 032
847 TXTL CLTHNG ACCESSRYS NES	884	7 372	4 087	582 PROD OF CONDENSATION ETC	348 332	243 791	135 795
848 HEADGEAR, NONTXTL CLOTHNG	1 039	8 573	4 794	583 PROD OF POLYMERIZING ETC	631 992	241 362	134 393
851 FOOTWEAR	3 468	20 884	11 501	584 CELLULOSE DERIVATIVES ETC	5 510	5 470	3 060
871 OPTICAL INSTRUMENTS	237	4 494	2 534	585 PLASTIC MATERIALS NES	21 122	3 421	1 901
872 MEDICAL INSTRUMENTS NES	3 536	30 148	16 843	591 PESTICIDES, DISINFECTANTS	73 272	130 636	72 986
873 METERS & COUNTERS NES	814	4 583	2 564	592 STARCH, INULIN, GLUTEN, ETC	39 602	27 424	15 269
874 MEASURING, CONTROLLING INSTR	9 930	137 287	76 560	598 MISC CHEMICAL PRODS NES	411 634	132 969	74 087
881 PHOTO APPAR & EQUIPT NES	2 267	14 445	8 036	611 LEATHER	9 924	24 872	13 881
882 PHOTO, CINEMA SUPPLIES	20 472	33 871	18 825	612 LEATHER ETC MANUFACTURES	1 364	10 079	5 663
883 DEVELOPED CINEMA FILM	5	130	71	613 FUR SKINS TANNED, DRESSED	59	1 232	681
884 OPTICAL GOODS NES	362	13 484	7 521	621 MATERIALS OF RUBBER	16 714	16 583	9 261
885 WATCHES AND CLOCKS	1 649	13 012	7 294	625 RUBBER TYRES, TUBES	98 330	16 925	9 474
892 PRINTED MATTER	24 314	29 393	16 398	628 RUBBER ARTICLES NES	8 359	39 330	21 962
893 ARTICLES OF PLASTIC NES	42 048	55 439	30 931	633 CORK MANUFACTURES	198	73	39
894 TOYS, SPORTING GOODS, ETC	13 568	23 393	13 094	634 VENEERS, PLYWOOD, ETC	1 120 196	82 436	45 890
895 OFFICE SUPPLIES NES	3 844	14 755	8 209	635 WOOD MANUFACTURES NES	27 256	19 454	10 844
896 WORKS OF ART ETC	8	1 410	783	641 PAPER AND PAPERBOARD	1 643 656	231 051	128 740
897 GOLD, SILVER WARE, JEWELRY	139	10 568	5 882	642 ARTICLES OF PAPER ETC	290 712	86 409	48 092
898 MUSICAL INSTRUMENTS, PTS	6 808	25 336	14 198	651 TEXTILE YARN AND THREAD	208 397	320 224	178 346
899 OTHER MANUFACTURED GOODS	9 339	25 059	13 959	652 COTTON FABRICS, WOVEN	44 697	166 991	94 694
951 WAR FIREARMS, AMMUNITION	347	1 953	1 086	653 WOVN MAN-MADE FIB FABRIC	22 822	97 928	54 752
971 GOLD, NON MONETARY NES	1	926	518	654 OTH WOVEN TEXTILE FABRIC	21 286	78 703	43 753
				655 KNIT ETC FABRICS	15 868	52 865	29 552
				656 LACE, RIBBONS, TULLE, ETC	7 990	72 195	40 274
				657 SPECIAL TEXTILE ETC PROD	30 348	93 253	51 979
				658 TEXTILE ARTICLES NES	6 686	30 614	17 047
				659 FLOOR COVERINGS ETC	33 190	44 120	24 585
				661 CEMENT ETC BUILDING PROD	245 944	12 813	6 959
				662 CLAY, REFRACTORY BLDG PRD	211 334	19 789	10 950
				663 OTH NONMETAL MINERAL MFS	69 776	41 351	22 985
				664 GLASS	53 265	29 232	16 345
				665 GLASSWARE	140 632	17 344	9 720
				666 POTTERY	2 006	6 537	3 676
				667 PEARL, PREC-, SEMI-P STONE			
				671 PIG IRON ETC	4 075	956	531
				672 IRON, STL PRIMARY FORMS	10 773	643	354
				673 IRON AND STEEL SHAPES	2 516 592	159 512	88 984
				674 IRN, STL UNIV, PLATE, SHEET	511 212	47 113	26 329
				675 IRON, STL HOOP, STRIP	190 734	17 756	9 937
				676 RAILWAY RAILS ETC IRN, STL	2 218	869	480
				677 IRN, STL WIRE EXCL W ROD	115 025	22 652	12 622
				678 IRON, STL TUBES, PIPES, ETC	723 708	164 395	91 466
				679 IRN, STL CASTINGS UNWORKE	18 424	6 078	3 355
				681 SILVER, PLATINUM, ETC	1 113	166 650	92 650
				682 COPPER EXCL CEMENT COPPER	140 263	84 719	47 340
				683 NICKEL	1 322	4 107	2 288
				684 ALUMINIUM	449 614	249 289	139 060
				685 LEAD	2 472	362	198
				686 ZINC	502	113	65
				687 TIN	182	221	121
				689 NON-FER BASE METALS NES	2 319	3 333	1 872
				691 STRUCTURES AND PARTS NES	241 193	123 671	68 852
				692 METAL TANKS, BOXES, ETC	66 742	40 762	22 653
				693 WIRE PRODUCTS NON ELECTR	2 813	4 115	2 313
				694 STL, COPPR NAILS, NUTS, ETC	76 783	123 738	68 924
				695 TOOLS	29 676	244 734	136 501
				696 CUTLERY	3 520	39 489	22 089
				697 BASE MTL HOUSEHOLD EQUIP	29 673	43 554	24 380
				699 OTHER METAL MANUFACTURES	166 217	243 171	135 641
				711 STEAM BOILERS & AUX PLNT	1 311	959	534
				712 STEAM ENGINES, TURBINES	2 332	5 647	3 214
				713 INTRNL COMBUS PISTN ENGN	27 833	45 061	25 181
				714 ENGINES & MOTORS NES	2 961	45 310	25 186
				716 ROTATING ELECTRIC PLANT	81 420	215 338	119 931
				718 OTH POWER GENERATG MACHY	8 836	35 586	19 823
				721 AGRIC MACHY, EXC TRACTORS	7 648	14 747	8 134
				722 TRACTORS NON-ROAD	2 334	4 555	2 545
				723 CIVIL ENGINEERG EQUIP ETC	20 630	26 995	15 015
				724 TEXTILE, LEATHER MACHNRY	122 045	386 087	216 274
				725 PAPER ETC MILL MACHINERY	45 426	139 272	78 432
				726 PRINTG, BKBINDG MACHY, PTS	79 452	238 299	133 498
				727 FOOD MACHRY NON-DOMESTIC	14 436	36 141	20 187
				728 OTH MACHY FOR SPCL INDUS	122 974	541 667	303 610
				736 MACHINE TOOLS FOR METAL	192 718	887 880	497 146
				737 METALWORKING MACHNRY NES	23 456	124 328	69 930
				741 HEATING, COOLING EQUIPMNT	50 826	209 289	116 827
				742 PUMPS FOR LIQUIDS ETC	34 297	124 437	69 535
				743 PUMPS NES, CENTRIFUGES ETC	42 021	156 118	87 128
				744 MECHANICAL HANDLING EQU	43 840	119 095	66 303
				745 NONELEC MACHY, TOOLS NES	47 897	243 559	135 945
				749 NONELEC MACH PTS, ACC NES	157 427	820 058	289 474
				751 OFFICE MACHINES	1 932	21 918	12 351
				752 AUTOMATIC DATA PROC EQUIP	3 150	64 789	35 997
				759 OFFICE & ADP MCH PTS, ACC	4 262	64 199	35 873
				761 TELEVISION RECEIVERS	843	1 636	923
				762 RADIO BROADCAST RECEIVRS	313	3 429	1 903
				763 SOUND RECORDRS, PHONOGRPH	731	22 790	12 867
				764 TELECOM EQPT, PTS, ACC NES	8 671	170 860	95 310
				771 ELECTRIC POWER MACHY NES	66 815	102 016	67 055
				772 SWITCHGEAR ETC & PTS NES	45 568	898 442	333 368
				773 ELECTR DISTRIBUTING MACH	49 403	99 288	55 723
				774 ELECTRO-MEDCL, XRAY EQUIP	1 966	43 098	24 085
				775 HOUSEHOLD TYPE EQUIP NES	34 563	89 825	50 284
				776 TRANSISTORS, VALVES, ETC	1 812	79 340	44 126
SWITZERLAND							
IMPORTS							
001 LIVE ANIMALS	7 469	3 323	1 848	661 CEMENT ETC BUILDING PROD	245 944	12 813	6 959
011 MEAT FRESH, CHILLD, FROZEN	12 688	2 189	1 209	662 CLAY, REFRACTORY BLDG PRD	211 334	19 789	10 950
012 MEAT DRIED, SALTED, SMOKED	2 029	4 851	2 709	663 OTH NONMETAL MINERAL MFS	69 776	41 351	22 985
014 MEAT PREPD, PRSVD, NES ETC	368	660	365	664 GLASS	53 265	29 232	16 345
022 MILK AND CREAM	5 110	2 328	1 300	665 GLASSWARE	140 632	17 344	9 720
024 CHEESE AND CURD	83 925	104 560	58 312	666 POTTERY	2 006	6 537	3 676
034 FISH FRESH, CHILLED, FROZN	123	111	62	667 PEARL, PREC-, SEMI-P STONE			
035 FISH SALTED, DRIED, SMOKED	99	786	447	671 PIG IRON ETC	4 075	956	531
046 WHEAT ETC MEAL OR FLOUR	461	60	33	672 IRON, STL PRIMARY FORMS	10 773	643	354
047 OTHER CEREAL MEALS, FLOUR	392	179	102	673 IRON AND STEEL SHAPES	2 516 592	159 512	88 984
048 CEREAL ETC PREPARATIONS	121 181	31 429	17 500	674 IRN, STL UNIV, PLATE, SHEET	511 212	47 113	26 329
054 VEG ETC FRSH, SMPLY PRSVD	2 841	644	368	675 IRON, STL HOOP, STRIP	190 734	17 756	9 937
056 VEGETABLES ETC PRSVD, PREPD	5 066	3 560	1 986	676 RAILWAY RAILS ETC IRN, STL	2 218	869	480
057 FRUIT, NUTS, FRESH, DRIED	1 936	1 081	596	677 IRN, STL WIRE EXCL W ROD	115 025	22 652	12 622
058 FRUIT PRESERVED, PREPARED	102 661	16 654	9 188	678 IRON, STL TUBES, PIPES, ETC	723 708	164 395	91 466
061 SUGAR AND HONEY	708	219	124	679 IRN, STL CASTINGS UNWORKE	18 424	6 078	3 355
062 SUGAR PREPS NON-COCOA	31 329	23 173	12 947	681 SILVER, PLATINUM, ETC	1 113	166 650	92 650
071 COFFEE AND SUBSTITUTES	12 698	10 512	5 908	682 COPPER EXCL CEMENT COPPER	140 263	84 719	47 340
072 COCOA	3 163	3 125	1 796	683 NICKEL	1 322	4 107	2 288
073 CHOCOLATE AND PRODUCTS	34 813	33 452	18 584	684 ALUMINIUM	449 614	249 289	139 060
075 SPICES	305	323	177	685 LEAD	2 472	362	198
081 FEEDING STUFF FOR ANIMLS	25 713	7 321	4 127	686 ZINC	502	113	65
091 MARGARINE AND SHORTENING	5 608	275	151	687 TIN	182	221	121
098 EDIBLE PRODUCTS, PREPS NES	131 789	61 183	34 162	689 NON-FER BASE METALS NES	2 319	3 333	1 872
111 NON-ALCOHL BEVERAGES NES	329 831	15 774	8 776	691 STRUCTURES AND PARTS NES	241 193	123 671	68 852
112 ALCOHOLIC BEVERAGES	11 263	9 562	5 393	692 METAL TANKS, BOXES, ETC	66 742	40 762	22 653
121 TOBACCO UNMFMCTD, REFUSE	3 116	2 605	1 464	693 WIRE PRODUCTS NON ELECTR	2 813	4 115	2 313
122 TOBACCO MFRS	311	577	320	694 STL, COPPR NAILS, NUTS, ETC	76 783	123 738	68 924
211 HIDES, SKINS, UNDRESSED	71 239	33 547	18 659	695 TOOLS	29 676	244 734	136 501
212 FUR SKINS UNDRESSED	67	252	138	696 CUTLERY	3 520	39 489	22 089
223 SEEDS FOR OTH FIXED OILS	673	167	90	697 BASE MTL HOUSEHOLD EQUIP	29 673	43 554	24 380
233 RUBBER, SYNTHETIC, RECLAIMD	41 188	5 128	2 834	699 OTHER METAL MANUFACTURES	166 217	243 171	135 641
246 PULPMOOD, CHIPS, WOODWASTE	82 125	898	506	711 STEAM BOILERS & AUX PLNT	1 311	959	534
247 OTH WOOD ROUGH, SQUARED	96 686	3 300	1 828	712 STEAM ENGINES, TURBINES	2 332	5 647	3 214
248 WOOD SHAPED	48 040	4 063	2 274	713 INTRNL COMBUS PISTN ENGN	27 833	45 061	25 181
251 PULP AND WASTE PAPER	295 734	20 814	11 554	714 ENGINES & MOTORS NES	2 961	45 310	25 186
261 SILK	209	1 844	1 028	716 ROTATING ELECTRIC PLANT	81 420	215 338	119 931
263 COTTON	52 959	7 751	4 336	718 OTH POWER GENERATG MACHY	8 836	35 586	19 823
265 VEG FIBRE, EXCL COTN JUTE	263	571					

7 IMPORTS AND EXPORTS (SPECIAL TRADE) BY COUNTRIES OF PRODUCTION AND CONSUMPTION AND BY GROUPS OF THE SITC-REV. II 1987

GROUP DESCRIPTION	DT * 100 KG	1 000 DM	1 000 \$	GROUP DESCRIPTION	DT * 100 KG	1 000 DM	1 000 \$
778 ELECTRICAL MACHINERY NES	90 821	409 349	229 177	274 SULPHUR ETC	565 673	15 515	8 635
781 PASS MOTOR VEH EXC BUSES	7 662	10 241	5 696	277 NATURAL ABRASIVES NES	193 139	12 428	6 943
782 LORRIES, SPCL MTR VEH NES	109 741	226 787	126 568	278 OTHER CRUDE MINERALS	1 505 267	26 424	14 702
783 ROAD MOTOR VEHICLES NES	32 394	60 146	33 796	282 IRON AND STEEL SCRAP	883 511	11 880	6 574
784 MOTOR VEHCL PTS, ACC NES	247 211	217 462	120 955	287 BASE METAL ORES, CONC NES	70 638	4 224	2 334
785 MOTOR & OTHER CYCLES ETC	14 829	30 849	17 154	288 NONFERR METAL SCRAP NES	64 015	7 329	4 139
786 VEH NES NONMOTR, TRAILERS	32 546	18 724	10 417	289 PREC METAL DRE, WASTE NES	16	134	79
791 RAILWAY VEHICLES	15 277	30 711	17 101	291 CRUDE ANIMAL MTRIALS NES	18 142	29 838	16 598
792 AIRCRAFT	1 000	14 497	8 036	292 CRUDE VEG MATERIALS NES	132 835	84 631	47 228
793 SHIPS AND BOATS	34 593	9 530	5 170	322 COAL, LIGNITE, PEAT	1 271 283	32 217	17 925
812 PLUMB, HEATING, LGHTNG EQU	132 982	93 982	52 481	323 BRIQUETS, COKE, SEMI-COKE	469 605	21 322	11 869
821 FURNITURE	205 897	230 793	128 461	334 PETROLEUM PRODUCTS, REFIN	10 656 267	377 027	210 415
831 TRAVEL GOODS, HANDBAGS	3 345	6 516	3 654	335 RESIDUAL PETRLM PROD NES	1 775 169	63 517	35 282
842 MENS OUTERWEAR NOT KNIT	5 656	47 938	26 648	351 ELECTRIC ENERGY, MWH	1 851 552	104 374	88 567
843 WOMENS OUTERWEAR NONKNIT	3 457	56 422	31 273	411 ANIMAL OILS AND FATS	11 171	1 086	623
844 UNDERWEAR NOT KNIT	802	11 687	6 495	423 FIXED VEG OILS, SOFT	110 668	8 837	4 871
845 OUTERWEAR KNIT NONELASTC	4 890	53 870	30 065	424 FIXED VEG OIL NONSOFT	30 587	6 862	3 846
846 UNDERWEAR KNITTED	8 802	91 250	50 793	431 PROCESD ANML VEG OIL, ETC	56 508	9 975	5 548
847 TXLT CLTHNG ACCESSRY NES	1 907	28 724	16 027	511 HYDROCARBONS NES, DERIVS	569 880	74 227	41 439
848 HEADGEAR, NONTXLT CLOTHNG	1 256	12 373	6 874	512 ALCOHOLS, PHENOLS, ETC	646 800	106 625	59 500
851 FOOTWEAR	15 141	84 071	46 871	513 ORGANIC ACIDS, ETC	588 439	137 425	76 757
871 OPTICAL INSTRUMENTS	1 216	26 860	15 089	514 NITROGEN-FUNCTN COMPOUNDS	401 089	332 031	185 216
872 MEDICAL INSTRUMENTS NES	9 326	101 805	56 924	515 ORG-INORG COMPOUNDS ETC	202 114	180 181	100 860
873 METERS & COUNTERS NES	1 167	12 788	7 051	516 OTHER ORGANIC CHEMICALS	537 289	154 059	85 972
874 MEASURING, CONTROLLING INSTR	33 707	743 113	414 092	522 INORG ELEMNTS, OXIDES, ETC	550 971	75 484	42 014
881 PHOTO APPAR & EQUIPT NES	1 686	39 222	21 893	523 OTHR INORGANIC CHEMICALS	879 229	92 449	51 502
882 PHOTO, CINEMA SUPPLIES	33 933	96 010	53 685	524 RADIOACTIVE ETC MATERIAL	73	7 455	4 151
883 DEVELOPED CINEMA FILM	40	1 636	911	531 SYNT DYE, NAT INDGO, LAKES	74 254	175 005	97 309
884 OPTICAL GOODS NES	826	84 307	47 027	532 DYES NES, TANNING PRODS	12 780	2 951	1 636
885 WATCHES AND CLOCKS	5 634	448 490	251 337	533 PIGMENTS, PAINTS, ETC	1 683 465	240 651	134 237
892 PRINTED MATTER	244 347	240 779	134 806	541 MEDICINAL ETC PRODUCTS	61 772	478 512	267 669
893 ARTICLES OF PLASTIC NES	239 530	286 382	159 335	551 ESSENTIAL OIL, PERFUME, ETC	7 649	20 625	11 491
894 TOYS, SPORTING GOODS, ETC	31 083	78 467	43 954	553 PERFUMERY, COSMETICS, ETC	77 675	111 619	62 181
895 OFFICE SUPPLIES NES	18 276	72 266	40 245	554 SOAPS, CLEANING ETC PREPS	502 536	128 989	71 862
896 WORKS OF ART ETC	2 148	154 011	86 190	562 FERTILIZERS MANUFACTURED	761 305	26 413	14 619
897 GOLD, SILVER WARE, JEWELRY	145	35 722	19 948	572 EXPLOSIVES, PYROTECH PROD	4 372	8 251	4 583
898 MUSICAL INSTRUMENTS, PTS	9 293	61 777	34 400	582 PROD OF CONDENSATION ETC	746 557	345 551	192 392
899 OTHER MANUFACTURED GOODS	43 149	176 597	98 650	583 PROD OF POLYMERIZING ETC	2 018 837	617 958	344 199
941 ZOO ANIMALS, PETS	45	346	192	584 CELLULOSE DERIVATIVES ETC	43 950	34 065	18 920
951 WAR FIREARMS, AMMUNITION	134	3 428	1 918	585 PLASTIC MATERIALS NES	30 457	8 716	4 853
961 COIN NONGOLD, NONCURRENT	66	3 575	2 002	591 PESTICIDES, DISINFECTANTS	29 336	33 637	18 704
971 GOLD, NON MONETARY NES	292	483 414	271 581	592 STARCH, INULIN, GLUTEN, ETC	302 741	42 313	23 606
972 GOLD COIN		1 655	925	598 MISC CHEMICAL PRODS NES	2 753 674	332 790	185 229
EXPORTS	103 209 929	32 126 271	17 914 097	605 INDUSTRIAL PLANT, CHAP 73	198	332	180
001 LIVE ANIMALS	5 069	12 205	6 796	611 LEATHER	12 124	44 583	24 940
011 MEAT FRESH, CHILLD, FROZEN	22 838	14 107	7 808	612 LEATHER ETC MANUFACTURES	6 906	22 592	12 567
012 MEAT DRIED, SALTED, SMOKED	168	288	166	613 FUR SKINS TANNED, DRESSED	905	22 513	12 491
014 MEAT PREPD, PRSVD, NES ETC	8 137	9 420	5 271	621 MATERIALS OF RUBBER	77 185	48 013	26 756
022 MILK AND CREAM	27 746	4 613	2 572	625 RUBBER TYRES, TUBES	192 614	163 357	90 801
023 BUTTER	42 622	9 084	5 210	628 RUBBER ARTICLES NES	26 797	54 728	30 533
024 CHEESE AND CURD	5 014	5 233	2 919	633 CORK MANUFACTURES	2 547	3 475	1 927
025 EGGS, BIRDS, FRESH, PRSVD	90 789	13 791	7 676	634 VENEERS, PLYWOOD, ETC	606 420	101 980	56 877
034 FISH FRESH, CHILLED, FROZN	9 982	8 433	4 695	635 WOOD MANUFACTURES NES	763 566	230 240	128 340
035 FISH SALTED, DRIED, SMOKED	990	3 129	1 780	641 PAPER AND PAPERBOARD	1 653 946	409 682	228 302
036 SHELL FISH FRESH, FROZEN	318	672	377	642 ARTICLES OF PAPER ETC	640 802	278 691	155 410
037 FISH ETC PREPD PRSVD NES	7 429	6 839	3 854	651 TEXTILE YARN AND THREAD	123 884	173 743	96 890
041 WHEAT ETC UNMILLED	188 985	4 329	2 364	652 COTTON FABRICS, WOVEN	44 848	113 755	63 548
042 RICE	3 022	204	116	653 WOVN MAN-MADE FIB FABRIC	42 644	126 821	70 811
043 BARLEY UNMILLED	629 079	12 229	6 773	654 OTH WOVEN TEXTILE FABRIC	21 577	55 107	30 673
044 MAIZE UNMILLED	179 112	4 810	2 746	655 KNIT ETC FABRICS	26 845	69 195	38 496
045 CEREALS NES UNMILLED	129 461	2 695	1 483	656 LACE, RIBBONS, TULLE, ETC	4 985	19 773	11 023
046 WHEAT ETC MEAL OR FLOUR	1 832	206	112	657 SPECIAL TEXTILE ETC PROD	79 808	135 782	75 529
047 OTHER CEREAL MEALS, FLOUR	9 706	331	178	658 TEXTILE ARTICLES NES	32 526	104 897	58 445
048 CEREAL ETC PREPARATIONS	442 858	64 345	35 804	659 FLOOR COVERINGS ETC	101 235	155 335	86 443
054 VEG ETC FRSH, SMPLY PRSVD	31 708	11 673	6 489	661 CEMENT ETC BUILDING PROD	1 004 035	50 620	28 211
056 VEGETABLES ETC PRSVD, PREPD	21 754	13 798	7 705	662 CLAY, REFRACTORY BLDG PRD	1 522 137	91 635	60 993
057 FRUIT, NUTS, FRESH, DRIED	53 372	12 117	6 687	663 OTH NONMETAL MINERAL MFS	2 710 579	175 711	97 963
058 FRUIT PRESERVED, PREPARED	48 860	24 048	13 441	664 GLASS	535 686	140 758	78 463
061 SUGAR AND HONEY	1 048 530	47 394	24 438	665 GLASSWARE	332 473	90 551	50 435
062 SUGAR PREPS NON-COCOA	25 587	14 741	8 196	666 POTTERY	58 704	71 926	40 119
071 COFFEE AND SUBSTITUTES	24 466	19 432	10 815	667 PEARL, PREC., SEMI-P STONE			
072 COCOA	44 409	46 158	25 559	671 PIG IRON ETC	278 316	20 416	11 364
073 CHOCOLATE AND PRODUCTS	22 644	19 191	10 668	672 IRON, STL PRIMARY FORMS	744 541	48 586	27 442
074 TEA AND MATE	791	1 074	599	673 IRON AND STEEL SHAPES	1 636 743	211 568	117 847
075 SPICES	2 879	4 815	2 691	674 IRN, STL UNIV. PLATE, SHEET	2 026 514	239 346	134 131
081 FEEDING STUFF FOR ANIMLS	1 970 038	108 772	60 593	675 IRN, STEEL HOOP, STRIP	1 403 319	182 883	102 069
091 MARGARINE AND SHORTENING	1 218	446	248	676 RAILWAY RAILS ETC IRN, STL	173 869	22 772	12 630
098 EDIBLE PRODUCTS, PREPS NES	179 362	81 416	45 383	677 IRN, STL WIRE EXCL W ROD	140 035	48 968	27 262
111 NON-ALCOHL BEVERAGES NES	77 069	10 261	5 699	678 IRON, STL TUBES, PIPES, ETC	689 113	183 705	102 591
112 ALCOHOLIC BEVERAGES	191 999	30 069	16 771	679 IRN, STL CASTINGS UNWORKE	71 302	28 333	15 781
121 TOBACCO UNMNFCTRD, REFUSE	21 252	21 442	11 906	681 SILVER, PLATINUM, ETC	1 427	308 032	172 308
122 TOBACCO MFRS	16 605	28 228	15 831	682 COPPER EXC CEMENT COPPER	428 462	222 860	124 193
211 HIDES, SKINS, UNDRESSED	21 264	6 920	3 859	683 NICKEL	7 057	17 467	9 759
212 FUR SKINS UNDRESSED	44	744	410	684 ALUMINIUM	577 106	294 451	163 794
222 SEEDS FOR SOFT FIXED OIL	3 294	766	419	685 LEAD	28 927	4 312	2 408
223 SEEDS FOR OTH FIXED OILS	5 782	1 484	820	686 ZINC	75 206	15 460	8 637
232 NATURAL RUBBER, GUMS	5 957	1 316	729	687 TIN	2 247	2 949	1 637
233 RUBBER, SYNTHETIC, RECLAIMD	146 288	27 831	15 490	689 NON-FER BASE METALS NES	1 040	6 310	3 524
244 CORK RAW AND WASTE	273	83	46	691 STRUCTURES AND PARTS NES	552 155	293 948	163 842
245 FUEL WOOD NES, CHARCOAL	15 646	969	539	692 METAL TANKS, BOXES, ETC	106 880	67 791	37 689
246 PULPWOOD, CHIPS, WOODWASTE	1 842 231	16 984	9 436	693 WIRE PRODUCTS NON ELECTR	56 498	23 685	13 188
247 OTH WOOD ROUGH, SQUARED	479 883	13 398	7 475	694 STL, COPPR NAILS, NUTS, ETC	153 002	124 118	69 100
248 WOOD SHAPED	1 239 428	120 160	67 022	695 TOOLS	67 958	288 112	160 385
251 PULP AND WASTE PAPER	705 544	20 716	11 543	696 CUTLERY	6 244	43 132	24 090
261 SILK	355	921	534	697 BASE MTL HOUSEHOLD EQUIP	103 434	100 735	56 116
263 COTTON	58 564	8 507	4 718	699 OTHER METAL MANUFACTURES	377 026	452 837	252 413
265 VEG FIBRE, EXCL COTN JUTE	153	84	44	700 INDUSTRIAL PLANT, CHAP 84	36	198	107
266 SYNTHETIC FIBRE TO SPIN	23 215	12 998	7 222	703 INDUSTRIAL PLANT, CHAP 85	110	210	116
267 OTHER MAN-MADE FIBRES	43 137	17 931	10 040	711 STEAM BOILERS & AUX PLNT	5 492	10 159	5 679
268 WOOL (EXC TOPS), ANML HAIR	5 069	4 908	2 739	712 STEAM ENGINES, TURBINES	3 900	12 668	7 037
269 WASTE OF TEXTILE FABRICS	17 518	1 449	810	713 INTRNL COMBUS PISTN ENGN	31 353	96 078	53 558
271 FERTILIZERS, CRUDE	97 441	1 903	1 056	714 ENGINES & MOTORS NES	3 964	31 430	17 414
273 STONE, SAND AND GRAVEL	23 619 205	45 267	25 234	716 ROTATING ELECTRIC PLANT	104 517	275 698	153 772
				718 OTH POWER GENERATG MACHY	15 265	122 411	68 105
				721 AGRIC MACHY, EXC TRACTORS	80 358	103 743	57 411

7 IMPORTS AND EXPORTS (SPECIAL TRADE) BY COUNTRIES OF PRODUCTION AND CONSUMPTION AND BY GROUPS OF THE SITC-REV. II 1987

GROUP DESCRIPTION	DT * 100 KG	1 000 DM	1 000 \$	GROUP DESCRIPTION	DT * 100 KG	1 000 DM	1 000 \$
722 TRACTORS NON-ROAD	42 553	53 676	29 931	233 RUBBER, SYNTHETIC, RECLAIMED	29 874	2 659	1 467
723 CIVIL ENGINEER EQUIP ETC	132 853	155 643	86 761	246 PULPWOOD, CHIPS, WOODWASTE	237 750	2 411	1 347
724 TEXTILE, LEATHER MACHINERY	101 149	262 556	147 198	247 OTH WOOD ROUGH, SQUARED	99 360	3 492	1 937
725 PAPER ETC MILL MACHINERY	47 688	124 840	70 521	248 WOOD SHAPED	2 829 627	161 740	90 033
726 PRINTG, BKINGDNG MACHY, PTS	100 115	299 214	168 618	251 PULP AND WASTE PAPER	128 379	11 198	6 262
727 FOOD MACHINERY NON-DOMESTIC	15 450	53 701	29 883	263 COTTON	23 548	2 340	1 311
728 OTH MACHY FOR SPL INDOUS	195 065	542 441	303 183	266 SYNTHETIC FIBRE TO SPIN	64 643	22 186	12 355
736 MACHINE TOOLS FOR METAL	149 110	538 227	300 995	267 OTHER MAN-MADE FIBRES	164 317	56 262	31 403
737 METALWORKING MACHINERY NES	26 817	89 210	49 896	268 WOOL(EXC TOPS), ANML HAIR	1 274	367	207
741 HEATING, COOLING EQUIPMNT	133 504	311 915	174 078	269 WASTE OF TEXTILE FABRICS	23 586	1 954	1 085
742 PUMPS FOR LIQUIDS ETC	46 288	145 890	81 332	273 STONE, SAND AND GRAVEL	10 989 618	32 073	17 887
743 PUMPS NES, CENTRIFUGES ETC	88 075	255 445	142 345	278 OTHER CRUDE MINERALS	3 763 606	61 530	34 235
744 MECHANICAL HANDLING EQU	256 708	333 328	186 077	281 IRON ORE, CONCENTRATES	19 363	85	30
745 NONELEC MACHY, TOOLS NES	79 990	329 181	183 975	282 IRON AND STEEL SCRAP	83 000	5 053	2 807
749 NONELEC MACH PTS, ACC NES	219 658	620 851	345 781	287 BASE METAL ORES, CONC NES	1 147	694	393
751 OFFICE MACHINES	12 593	78 431	43 845	288 NONFERROUS METAL SCRAP NES	474 755	67 187	37 401
752 AUTOMATIC DATA PROC EQUIP	21 441	449 412	250 769	289 PREC METAL ORE, WASTE NES	775	10 133	5 591
759 OFFICE & ADP MCH PTS, ACC	7 534	154 468	86 077	291 CRUDE ANIMAL MTRIALS NES	238 581	7 777	4 321
761 TELEVISION RECEIVERS	35 317	116 925	65 932	292 CRUDE VEG MATERIALS NES	27 968	7 569	4 277
762 RADIO BROADCAST RECEIVERS	3 715	37 697	21 032	322 COAL, LIGNITE, PEAT	76 577	1 291	715
763 SOUND RECORDERS, PHONOGRAPHS	4 010	49 438	27 628	323 BRIQUETS, COKE, SEMI-COKE	42 736	774	428
764 TELECOM EQPT, PTS, ACC NES	23 428	479 913	268 725	334 PETROLEUM PRODUCTS, REFIN	3 340 357	116 071	64 285
771 ELECTRIC POWER MACHY NES	55 333	140 107	78 260	335 RESIDUAL PETROLEUM PROD NES	490 430	25 940	14 310
772 SWITCHGEAR ETC & PTS NES	89 729	622 582	346 941	351 ELECTRIC ENERGY, MWH	5 627 807	619 137	343 563
773 ELECTRIC DISTRIBUTING MACH	95 847	117 867	65 724	411 ANIMAL OILS AND FATS	239 075	10 576	5 883
774 ELECTRO-MEDICAL, XRAY EQUIP	3 841	67 396	37 580	423 FIXED VEG OILS, SOFT	3 443	543	300
775 HOUSEHOLD TYPE EQUIP NES	250 566	386 723	215 565	424 FIXED VEG OIL NONSOFT	802	679	379
776 TRANSISTORS, VALVES, ETC	3 355	147 722	82 308	431 PROCESSED ANML VEG OIL, ETC	26 903	986	549
778 ELECTRICAL MACHINERY NES	128 527	491 133	274 011	411 HYDROCARBONS NES, DERIVS	185 998	12 829	7 110
781 PASS MOTOR VEH EXC BUSES	1 194 118	2 664 565	1 485 519	512 ALCOHOLS, PHENOLS, ETC	2 507	258	149
782 LORRIES, SPCL MTR VEH NES	332 324	611 478	342 310	513 ORGANIC ACIDS, ETC	160 787	38 688	21 513
783 ROAD MOTOR VEHICLES NES	58 539	152 834	85 375	514 NITROGEN-FUNCTN COMPOUNDS	663 519	81 827	45 658
784 MOTOR VEHCL PTS, ACC NES	267 218	512 860	285 848	515 ORG-INORG COMPOUNDS ETC	47 410	17 775	9 958
785 MOTOR & OTHER CYCLES ETC	19 263	40 715	22 594	516 OTHER ORGANIC CHEMICALS	54 406	3 633	2 017
786 VEH NES NONMOTR, TRAILERS	179 224	146 969	81 816	522 INORG ELEMENTS, OXIDES, ETC	1 011 711	40 472	22 574
791 RAILWAY VEHICLES	68 875	55 508	31 121	523 OTHR INORGANIC CHEMICALS	359 721	28 844	16 038
792 AIRCRAFT	1 601	25 609	14 287	524 RADIOACTIVE ETC MATERIAL	6 536	4 678	2 593
793 SHIPS AND BOATS	23 532	24 400	13 469	531 SYNT DYE, NAT INDGO, LAKES	810	657	366
812 PLUMBING, HEATING, LIGHTING EQU	102 861	149 167	83 330	533 PIGMENTS, PAINTS, ETC	388 605	40 035	22 307
821 FURNITURE	949 316	853 944	476 461	541 MEDICINAL ETC PRODUCTS	38 749	206 094	114 492
831 TRAVEL GOODS, HANDBAGS	18 492	75 450	42 061	551 ESSENTIAL OIL, PERFUME, ETC	4 864	3 908	2 166
842 MENS OUTERWEAR NOT KNIT	15 283	147 610	81 544	553 PERFUMERY, COSMETICS, ETC	15 857	12 503	7 009
843 WOMENS OUTERWEAR NONKNIT	35 902	489 246	270 274	554 SOAPS, CLEANING ETC PREPS	130 869	27 436	15 348
844 UNDERWEAR NOT KNIT	2 862	29 089	16 104	562 FERTILIZERS MANUFACTURED	4 380 749	121 918	67 811
845 UNDERWEAR KNIT NONELASTIC	25 004	287 079	158 634	572 EXPLOSIVES, PYROTECH PROD	173	510	286
846 UNDERWEAR KNITTED	11 707	95 453	53 096	582 PROD OF CONDENSATION ETC	754 847	117 391	65 293
847 TEXT CLTHNG ACCESSORIES NES	4 408	42 885	23 810	583 PROD OF POLYMERIZING ETC	1 302 079	293 612	163 747
848 HEADGEAR, NONTEXTILE CLOTHING	8 355	150 553	83 845	584 CELLULOSE DERIVATIVES ETC	3 558	1 703	942
851 FOOTWEAR	30 822	181 503	100 416	585 PLASTIC MATERIALS NES	11 838	3 699	2 057
871 OPTICAL INSTRUMENTS	1 705	56 354	31 469	591 PESTICIDES, DISINFECTANTS	15 800	11 553	6 475
872 MEDICAL INSTRUMENTS NES	11 922	101 927	56 907	592 STARCH, INULIN, GLUTEN, ETC	7 920	2 812	1 564
873 METERS & COUNTERS NES	2 565	18 729	10 443	598 MISC CHEMICAL PRODS NES	374 899	51 899	28 931
874 MEASURING, CONTROLLING INSTR	42 159	637 484	355 684	611 LEATHER	22 394	122 935	68 655
881 PHOTO APPAR & EQUIP NES	8 457	75 460	42 106	612 LEATHER ETC MANUFACTURES	26 229	40 482	22 490
882 PHOTO, CINEMA SUPPLIES	40 159	94 402	52 493	613 FUR SKINS TANNED, DRESSED	178	1 130	623
883 DEVELOPED CINEMA FILM	113	1 411	785	621 MATERIALS OF RUBBER	168 501	69 551	38 814
884 OPTICAL GOODS NES	1 512	86 566	48 312	625 RUBBER TYRES, TUBES	205 849	122 374	68 257
885 WATCHES AND CLOCKS	7 659	146 211	81 580	628 RUBBER ARTICLES NES	38 575	57 927	32 304
892 PRINTED MATTER	634 703	745 408	415 607	633 CORK MANUFACTURES	196	123	68
893 ARTICLES OF PLASTIC NES	582 075	571 720	318 481	634 VENEERS, PLYWOOD, ETC	2 781 699	201 374	112 028
894 TOYS, SPORTING GOODS, ETC	93 839	217 961	121 820	635 WOOD MANUFACTURES NES	449 276	139 165	77 566
895 OFFICE SUPPLIES NES	24 238	68 345	38 043	641 PAPER AND PAPERBOARD	5 063 850	696 635	387 716
896 WORKS OF ART ETC	2 741	262 152	145 071	642 ARTICLES OF PAPER ETC	1 197 251	279 189	155 374
897 GOLD, SILVER WARE, JEWELRY	1 275	295 990	165 343	651 TEXTILE YARN AND THREAD	191 036	173 323	96 600
898 MUSICAL INSTRUMENTS, PTS	40 668	233 136	130 301	652 COTTON FABRICS, WOVEN	44 225	145 069	81 050
899 OTHER MANUFACTURED GOODS	57 325	117 130	65 396	653 WOVEN MAN-MADE FIB FABRIC	37 711	100 196	55 927
941 ZOO ANIMALS, PETS	324	1 676	932	654 OTH WOVEN TEXTILE FABRIC	16 918	84 896	30 552
981 WAR FIREARMS, AMMUNITION	2 652	27 486	15 512	655 KNIT ETC FABRICS	33 183	80 475	44 915
981 COIN NONGOLD, NONCURRENT	68	3 421	1 923	656 LACE, RIBBONS, TULLE, ETC	11 973	117 493	65 466
971 GOLD, NON MONETARY NES	132	244 506	136 003	657 SPECIAL TEXTILE ETC PROD	45 496	52 698	29 275
972 GOLD COIN	23	59 408	32 817	658 TEXTILE ARTICLES NES	26 469	59 050	32 900
				659 FLOOR COVERINGS ETC	72 345	87 196	31 844
				661 CEMENT ETC BUILDING PROD	551 039	26 655	14 878
				662 CLAY, REFRACTORY BLOC PROD	443 880	43 198	23 985
				663 OTH NONMETAL MINERAL MFS	1 112 075	180 943	83 988
				664 GLASS	160 491	27 665	15 417
				665 GLASSWARE	358 973	102 029	56 894
				666 POTTERY	2 057	3 941	2 207
				667 PEARL, PREC., SEMI-P STONE			
				671 PIG IRON ETC	13 915	13 710	7 630
				672 IRON, STL PRIMARY FORMS	1 881 477	126 346	70 311
				673 IRON AND STEEL SHAPES	970 777	154 386	85 932
				674 IRN, STL UNIV, PLATE, SHEET	3 919 270	414 304	231 061
				675 IRON, STEEL HOOP, STRIP	694 603	93 373	51 972
				676 RAILWAY RAILS ETC IRN, STL	20 080	2 987	1 661
				677 IRN, STL WIRE EXCL W ROD	261 848	40 143	22 353
				678 IRON, STL TUBES, PIPES, ETC	829 909	155 893	86 668
				679 IRN, STL CASTINGS UNWORKED	31 107	12 581	7 026
				681 SILVER, PLATINUM, ETC	2 023	84 578	29 912
				682 COPPER EXC CEMENT COPPER	136 883	70 166	39 128
				683 NICKEL	1 070	2 987	1 661
				684 ALUMINIUM	561 173	277 145	154 455
				685 LEAD	1 933	292	163
				686 ZINC	3 817	1 255	698
				687 TIN	306	354	194
				689 NON-FER BASE METALS NES	14 390	28 324	15 809
				691 STRUCTURES AND PARTS NES	432 626	159 549	88 826
				692 METAL TANKS, BOXES, ETC	92 942	51 763	28 817
				693 WIRE PRODUCTS NON ELECTR	55 783	16 771	9 333
				694 STL, COPPER NAILS, NUTS, ETC	57 419	26 030	14 460
				695 TOOLS	27 350	112 489	62 612
				696 CUTLERY	509	2 417	1 362
				697 BASE MTL HOUSEHOLD EQUIP	53 668	35 612	19 861
				699 OTHER METAL MANUFACTURES	357 869	321 172	178 841
				711 STEAM BOILERS & AUX PLNT	7 194	4 640	2 573
AUSTRIA							
IMPORTS							
001 LIVE ANIMALS	83 381	18 357	10 201	665 GLASSWARE	358 973	102 029	56 894
011 MEAT FRESH, CHILLED, FROZEN	87 266	27 733	15 604	666 POTTERY	2 057	3 941	2 207
014 MEAT PREP, PRSVD, NES ETC	468	842	470	667 PEARL, PREC., SEMI-P STONE			
022 MILK AND CREAM	275 263	5 662	3 145	671 PIG IRON ETC	13 915	13 710	7 630
024 CHEESE AND CURD	21 715	11 053	6 210	672 IRON, STL PRIMARY FORMS	1 881 477	126 346	70 311
025 EGGS, BIRDS, FRESH, PRSVD	785	232	128	673 IRON AND STEEL SHAPES	970 777	154 386	85 932
034 FISH FRESH, CHILLED, FROZEN	1 050	784	436	674 IRN, STL UNIV, PLATE, SHEET	3 919 270	414 304	231 061
044 MAIZE UNMILLED	19 230	7 018	4 044	675 IRON, STEEL HOOP, STRIP	694 603	93 373	51 972
048 CEREAL ETC PREPARATIONS	128 396	65 671	36 604	676 RAILWAY RAILS ETC IRN, STL	20 080	2 987	1 661
054 VEG ETC FRSH, SMPLY PRSVD	175 534	21 848	11 962	677 IRN, STL WIRE EXCL W ROD	261 848	40 143	22 353
056 VEGETABLES ETC PRSVD, PREP	13 212	1 935	1 080	678 IRON, STL TUBES, PIPES, ETC	829 909	155 893	86 668
057 FRUIT, NUTS, FRESH, DRIED	16 991	2 828	1 562	679 IRN, STL CASTINGS UNWORKED	31 107	12 581	7 026
058 FRUIT PRESERVED, PREPARED	52 232	13 303	7 399	681 SILVER, PLATINUM, ETC	2 023	84 578	29 912
061 SUGAR AND HONEY	147 264	8 567	4 777	682 COPPER EXC CEMENT COPPER	136 883	70 166	39 128
062 SUGAR PREPS NON-COCOA	3 357	3 073	1 704	683 NICKEL	1 070	2 987	1 661
071 COFFEE AND SUBSTITUTES	357	209	113	684 ALUMINIUM	561 173	277 145	154 455
073 CHOCOLATE AND PRODUCTS	26 194	27 068	15 208	685 LEAD	1 933	292	163
075 SPICES	1 700	332	186	686 ZINC	3 817	1 255	698
081 FEEDING STUFF FOR ANIMALS	71 346	3 365	1 906	687 TIN	306	354	194
091 MARGARINE AND SHORTENING	5 746	307	168	689 NON-FER BASE METALS NES	14 390	28 324	15 809
096 EDIBLE PRODUCTS, PREPS NES	44 899	15 677	8 748	691 STRUCTURES AND PARTS NES	432 626	159 549	88 826
111 NON-ALCOHOL BEVERAGES NES	432 598	26 680	14 799	692 METAL TANKS, BOXES, ETC	92 942	51 763	28 817
112 ALCOHOLIC BEVERAGES	33 606	14 426	8 093	693 WIRE PRODUCTS NON ELECTR	55 783	16 771	9 333
121 TOBACCO UNMFACTD, REFUSE	221	180					

7 IMPORTS AND EXPORTS (SPECIAL TRADE) BY COUNTRIES OF PRODUCTION AND CONSUMPTION AND BY GROUPS OF THE SITC-REV. II 1987

GROUP DESCRIPTION	DT * 100 KG	1 000 DM	1 000 \$	GROUP DESCRIPTION	DT * 100 KG	1 000 DM	1 000 \$
712 STEAM ENGINES, TURBINES	5 563	24 891	14 035	073 CHOCOLATE AND PRODUCTS	113 869	80 228	44 793
713 INTRNL COMBUS PISTN ENGN	510 767	1 163 912	650 196	074 TEA AND MATE	4 159	3 506	1 971
714 ENGINES & MOTORS NES	2 923	13 426	7 471	075 SPICES	5 109	2 668	1 506
716 ROTATING ELECTRIC PLANT	139 086	128 731	72 209	081 FEEDING STUFF FOR ANIMLS	4 724 970	239 641	133 780
718 OTH POWER GENERATNG MACHY	9 651	25 620	14 287	091 MARGARINE AND SHORTENING	18 416	3 290	1 818
721 AGRIC MACHY, EXC TRACTORS	67 726	72 774	40 256	098 EDIBLE PRODCTS, PREPS NES	120 895	92 399	51 516
722 TRACTORS NON-ROAD	19 117	23 225	13 035	111 NON-ALCOHL BEVERAGES NES	86 690	10 025	5 591
723 CIVIL ENGINEERG EQUIP ETC	88 094	112 272	62 610	112 ALCOHOLIC BEVERAGES	217 253	26 019	14 513
724 TEXTILE, LEATHER MACHNRY	28 741	45 054	25 141	121 TOBACCO UNMNFCTRD, REFUSE	2 971	2 701	1 529
725 PAPER ETC MILL MACHINERY	23 172	43 256	24 156	122 TOBACCO MFRS	3 151	6 978	3 851
726 PRINTG, BKBINDG MACHY, PTS	15 105	38 420	21 510	211 HIDES, SKINS, UNDRESSED	170 926	59 796	33 540
727 FOOD MACHRY NON-DOMESTIC	7 432	27 975	15 679	212 FUR SKINS UNDRESSED	16	654	361
728 OTH MACHY FOR SPCL INDUS	161 843	358 420	199 902	222 SEEDS FOR SOFT/FIXED OIL	33 462	5 814	3 218
736 MACHINE TOOLS FOR METAL	49 707	143 028	79 709	223 SEEDS FOR OTH FIXED OILS	4 645	1 324	742
737 METALWORKING MACHNRY NES	34 087	36 608	20 404	232 NATURAL RUBBER, GUMS	19 642	3 982	2 225
741 HEATING, COOLING EQUIPMNT	102 992	148 818	82 986	233 RUBBER, SYNTHETIC, RECLAIMD	111 535	24 127	13 458
742 PUMPS FOR LIQUIDS ETC	28 160	75 501	42 124	244 CORK RAW AND WASTE	1 288	147	77
743 PUMPS NES, CENTRIFUGES ETC	117 903	139 779	78 811	245 FUEL WOOD NES, CHARCOAL	15 614	441	24
744 MECHANICAL HANDLING EQU	149 085	146 459	81 818	246 PULPWOOD, CHIPS, WOODWASTE	3 951 818	46 473	25 891
745 NONELEC MACHY, TOOLS NES	32 552	60 040	33 463	247 OTH WOOD ROUGH, SQUARED	5 968 539	115 176	66 383
749 NONELEC MACH PTS, ACC NES	133 096	254 998	142 247	248 WOOD SHAPED	837 335	78 006	43 453
751 OFFICE MACHINES	264	1 483	825	251 PULP AND WASTE PAPER	3 098 754	64 044	35 669
752 AUTOMATIC DATA PROC EQUIP	2 686	37 228	20 867	261 SILK	111	118	64
759 OFFICE & ADP MCH PTS, ACC	1 239	28 680	15 957	263 COTTON	37 104	8 903	4 951
761 TELEVISION RECEIVERS	65 379	186 626	105 093	265 VEG FIBRE, EXCL COTN JUTE	760	319	175
762 RADIO BROADCAST RECEIVRS	7 045	43 475	24 340	266 SYNTHETIC FIBRE TO SPIN	82 259	38 024	21 106
763 SOUND RECORDRS, PHONOGRPH	8 222	83 399	46 199	267 OTHER MAN-MADE FIBRES	25 485	11 260	6 273
764 TELECOM EQPT, PTS, ACC NES	25 708	254 100	141 851	268 WOOL(EXC TOPS), ANML HAIR	14 635	11 143	6 230
771 ELECTRIC POWER MACHY NES	33 027	124 487	69 551	269 WASTE OF TEXTILE FABRICS	7 989	1 177	652
772 SWITCHGEAR ETC & PTS NES	30 824	271 893	151 507	271 FERTILIZERS, CRUDE	56 342	1 062	603
773 ELECTR DISTRIBUTING MACH	152 592	220 490	123 031	273 STONE, SAND AND GRAVEL	3 800 147	15 998	8 905
774 ELECTRO-MEDCL, XRAY EQUIP	1 104	32 835	18 410	274 SULPHUR ETC	229 054	6 466	3 306
775 HOUSEHOLD TYPE EQUIP NES	175 388	192 740	107 455	277 NATURAL ABRASIVES NES	11 656	10 336	5 757
776 TRANSISTORS, VALVES, ETC	9 866	362 155	201 714	278 OTHER CRUDE MINERALS	1 726 969	34 278	19 125
778 ELECTRICAL MACHINERY NES	160 909	232 460	129 467	281 IRON ORE, CONCENTRATES	29 502	452	250
781 PASS MOTOR VEH EXC BUSES	76 054	135 621	75 526	282 IRON AND STEEL SCRAP	362 388	8 436	4 722
782 LORRIES, SPCL MTR VEH NES	122 272	151 285	83 837	287 BASE METAL ORES, CONC NES	1 545 884	73 642	41 019
783 ROAD MOTOR VEHICLES NES	17 739	27 212	15 074	288 NONFERR METAL SCRAP NES	271 526	47 050	26 362
784 MOTOR VEHCL PTS, ACC NES	479 959	537 185	299 655	291 CRUDE ANIMAL MTRIALS NES	81 323	34 633	19 349
785 MOTOR & OTHER CYCLES ETC	13 101	27 537	15 320	292 CRUDE VEG MATERIALS NES	79 921	60 990	34 024
786 VEH NES NONMOTR, TRAILERS	159 244	82 659	45 872	322 COAL, LIGNITE, PEAT	1 105 853	24 372	13 624
791 RAILWAY VEHICLES	11 966	27 471	15 447	323 BRIQUETS, COKE, SEMI-COKE	3 432 093	92 773	51 426
792 AIRCRAFT	933	8 716	4 921	334 PETROLEUM PRODUCTS, REFIN	5 949 207	221 860	124 017
793 SHIPS AND BOATS	4 746	5 806	3 212	335 RESIDUAL PETRLM PROD NES	2 074 630	68 256	38 018
812 PLUMB, HEATING, LGHTNG EQU	236 183	140 883	78 876	351 ELECTRIC ENERGY, MWH	2 320 500	172 804	96 369
821 FURNITURE	293 923	315 161	175 882	411 ANIMAL OILS AND FATS	3 375	916	504
831 TRAVEL GOODS, HANDBAGS	3 803	6 583	3 670	423 FIXED VEG OILS, SOFT	268 058	20 982	11 715
842 MENS OUTERWEAR NOT KNIT	15 702	112 709	62 709	424 FIXED VEG OIL NONSOFT	51 897	6 788	3 785
843 WOMENS OUTERWEAR NONKNIT	23 476	260 142	144 300	431 PROCCSD ANML VEG OIL, ETC	149 694	18 400	10 221
844 UNDERWEAR NOT KNIT	4 928	34 269	19 028	511 HYDROCARBONS NES, DERIVS	1 402 318	112 737	62 931
845 UNDERWEAR KNIT NONELASTC	13 005	136 185	75 638	512 ALCOHOLS, PHENOLS, ETC	396 082	52 372	29 213
846 UNDERWEAR KNITTED	5 631	48 108	26 726	513 ORGANIC ACIDS, ETC	229 749	51 993	28 975
847 TXTL CLTHNG ACCESRY NES	4 111	26 592	14 875	514 NITROGEN-FUNCTN COMPOUNDS	73 117	41 981	23 330
848 HEADGEAR, NONTXTL CLOTHNG	16 639	63 885	35 635	515 ORG-INORG COMPOUNDS ETC	44 071	45 297	25 208
851 FOOTWEAR	56 391	366 242	203 120	516 OTHER ORGANIC CHEMICALS	238 858	36 173	20 134
871 OPTICAL INSTRUMENTS	275	9 722	5 432	522 INORG ELEMNTS, OXIDES, ETC	1 881 792	123 110	68 596
872 MEDICAL INSTRUMENTS NES	1 239	15 321	8 590	523 OTHR INORGANIC CHEMICALS	450 906	67 259	37 475
873 METERS & COUNTERS NES	807	2 736	1 933	524 RADIOACTIVE ETC MATERIAL	150	10 023	5 581
874 MEASURING, CONTROLLNG INSTR	17 118	206 044	114 970	531 SYNT DYE, NAT INDOGO, LAKES	44 621	59 915	33 413
881 PHOTO APPAR & EQUIPT NES	1 677	7 175	4 004	532 DYES NES, TANNING PRODS	18 283	4 218	2 352
882 PHOTO, CINEMA SUPPLIES	727	21 845	12 158	533 PIGMENTS, PAINTS, ETC	547 696	226 418	125 972
883 DEVELOPED CINEMA FILM	41	817	451	541 MEDICINAL ETC PRODUCTS	72 162	504 517	280 924
884 OPTICAL GOODS NES	1 425	84 707	47 201	551 ESSENTL OIL, PERFUME, ETC	6 583	19 024	10 561
885 WATCHES AND CLOCKS	276	3 751	2 110	553 PERFUMERY, COSMETICS, ETC	91 522	112 243	62 568
892 PRINTED MATTER	338 574	214 331	119 845	554 SOAPS, CLEANING ETC PREPS	485 751	130 042	72 504
893 ARTICLES OF PLASTIC NES	275 429	218 234	121 705	562 FERTILIZERS MANUFACTURED	2 733 641	70 484	39 140
894 TOYS, SPORTING GOODS, ETC	62 226	201 994	112 961	572 EXPLOSIVES, PYROTECH PROD	12 332	15 278	8 584
895 OFFICE SUPPLIES NES	23 354	27 128	15 184	582 PROD OF CONDENSATION ETC	836 803	312 855	174 291
896 WORKS OF ART ETC	1 460	27 837	15 440	583 PROD OF POLYMERIZING ETC	1 766 460	556 851	309 935
897 GOLD, SILVER WARE, JEWELRY	671	36 616	20 480	584 CELLULOSE DERIVATIVES ETC	46 695	44 363	24 605
898 MUSICAL INSTRUMENTS, PTS	12 412	46 093	25 814	585 PLASTIC MATERIALS NES	9 883	8 992	4 999
899 OTHER MANUFACTURED GOODS	6 692	34 939	19 486	591 PESTICIDES, DISINFECTANTS	46 896	41 467	22 950
941 ZOO ANIMALS, PETS	60	1 110	1 482	592 STARCH, INULIN, GLUTEN, ETC	82 516	30 139	16 738
951 WAR FIREARMS, AMMUNITION	472	1 947	1 081	598 MISC CHEMICAL PRODS NES	1 478 169	341 744	190 432
961 COIN NONGOLD, NONCURRENT	91	10 022	5 569	605 INDUSTRIAL PLANT, CHAP 73	7 667	2 317	1 276
971 GOLD, NON MONETARY NES	136	14 941	8 238	611 LEATHER	21 070	66 582	37 054
972 GOLD COIN		4 518	2 508	612 LEATHER ETC MANUFACTURES	21 942	67 957	26 740
EXPORTS	81 300 761	28 410 465	15 847 032	613 FUR SKINS TANNED, DRESSED	812	14 000	7 798
001 LIVE ANIMALS	2 204	3 280	1 825	621 MATERIALS OF RUBBER	133 506	71 443	39 876
011 MEAT FRESH, CHILLD, FROZEN	19 004	7 555	4 300	625 RUBBER TYRES, TUBES	157 981	134 780	75 071
012 MEAT DRIED, SALTED, SMOKED	49	64	35	628 RUBBER ARTICLES NES	37 572	75 802	42 199
014 MEAT PREPD, PRSVD, NES ETC	840	1 120	633	633 CORK MANUFACTURES	3 016	3 832	2 136
022 MILK AND CREAM	78 036	4 362	2 482	634 VENEERS, PLYWOOD, ETC	652 621	102 926	87 324
024 CHEESE AND CURD	78 167	46 770	26 049	635 WOOD MANUFACTURES NES	242 673	107 212	59 819
025 EGGS, BIRDS, FRESH, PRSVD	32 221	7 999	4 443	641 PAPER AND PAPERBOARD	1 527 850	334 534	186 502
034 FISH FRESH, CHILLED, FROZN	30 644	18 914	10 814	642 ARTICLES OF PAPER ETC	632 105	250 772	139 813
035 FISH SALTED, DRIED, SMOKED	1 800	1 907	1 099	651 TEXTILE YARN AND THREAD	260 262	325 676	181 542
036 SHELL FISH FRESH, FROZEN	911	1 711	956	652 COTTON FABRICS, WOVEN	60 248	165 889	92 655
037 FISH ETC PREPD PRSVD NES	61 973	34 742	19 440	653 WOVN MAN-MADE FIB FABRIC	69 471	172 790	96 527
041 WHEAT ETC UNMILLED	730	91	53	654 OTH WOVEN TEXTILE FABRIC	34 452	74 447	41 406
042 RICE	66 207	5 917	3 290	655 KNIT ETC FABRICS	44 196	123 553	68 870
043 BARLEY UNMILLED	324	63	35	656 LACE, RIBBONS, TULLE, ETC	8 749	39 666	22 140
044 MAIZE UNMILLED	1 780	324	180	657 SPECIAL TEXTILE ETC PROD	92 468	159 187	88 662
045 CEREALS NES UNMILLED	2 749	253	138	658 TEXTILE ARTICLES NES	38 002	98 795	55 259
048 CEREAL ETC PREPARATIONS	288 507	109 109	60 745	659 FLOOR COVERINGS ETC	73 408	88 778	49 415
054 VEG ETC FRSH, SMPLY PRSVD	146 294	26 305	14 678	661 CEMENT ETC BUILDING PROD	243 584	27 836	15 497
056 VEGETABLES ETC PRSVD, PREPD	26 893	10 287	5 762	662 CLAY, REFRACTORY BLOC PRD	1 512 294	108 556	60 403
057 FRUIT, NUTS, FRESH, DRIED	56 113	17 453	9 733	663 OTH NONMETAL MINERAL MFS	1 165 050	146 627	81 696
058 FRUIT PRESERVED, PREPARED	47 853	17 264	9 632	664 GLASS	621 837	156 400	87 191
061 SUGAR AND HONEY	58 301	6 883	3 861	665 GLASSWARE	252 310	76 260	42 563
062 SUGAR PREPS NON-COCOA	64 655	32 408	18 001	666 POTTERY	82 304	60 565	33 843
071 COFFEE AND SUBSTITUTES	66 762	46 967	26 117	667 PEARL, PREC-, SEMI-P STONE			
072 COCOA	31 697	19 933	11 112	671 PIG IRON ETC	211 508	21 552	12 104
				672 IRON, STL PRIMARY FORMS	435 534	37 055	20 774
				673 IRON AND STEEL SHAPES	1 140 059	128 230	71 295

7 IMPORTS AND EXPORTS (SPECIAL TRADE) BY COUNTRIES OF PRODUCTION AND CONSUMPTION AND BY GROUPS OF THE SITC-REV. II 1987

GROUP DESCRIPTION	DT * 100 KG	1 000 DM	1 000 \$	GROUP DESCRIPTION	DT * 100 KG	1 000 DM	1 000 \$
674 IRN, STL UNIV, PLATE, SHEET	1 111 871	147 143	81 881	ANDORRA			
675 IRON, STEEL HOOP, STRIP	538 579	86 171	47 987				
676 RAILWAY RAILS ETC IRN, STL	18 235	4 498	2 510	IMPORTS	360	2 504	4 377
677 IRN, STL WIRE EXCL W ROD	115 845	23 803	13 232				
678 IRON, STL TUBES, PIPES, ETC	896 094	203 060	112 841	687 TIN	60	141	76
679 IRN, STL CASTINGS UNWORKED	156 970	44 563	24 819	772 SWITCHGEAR ETC & PTS NES	66	1 987	1 093
681 SILVER, PLATINUM, ETC	1 727	67 824	37 629	882 PHOTO, CINEMA SUPPLIES		104	57
682 COPPER EXC CEMENT COPPER	459 187	225 366	125 536				
683 NICKEL	4 661	10 171	5 725	EXPORTS	23 195	57 453	31 970
684 ALUMINIUM	698 463	289 953	161 851				
685 LEAD	99 761	13 293	7 466	014 MEAT PREPD, PRSVD, NES ETC	131	93	52
686 ZINC	75 153	16 989	9 415	024 CHEESE AND CURD	839	407	227
687 TIN	4 087	5 888	3 277	037 FISH ETC PREPD PRSVD NES	77	149	85
689 NON-FER BASE METALS NES	7 815	8 361	4 656	048 CEREAL ETC PREPARATIONS	661	261	150
691 STRUCTURES AND PARTS NES	392 420	180 443	100 642	062 SUGAR PREPS NON-COCOA	326	206	113
692 METAL TANKS, BOXES, ETC	185 271	95 441	53 194	073 CHOCOLATE AND PRODUCTS	1 127	948	535
693 WIRE PRODUCTS NON ELECTR	228 018	38 891	21 682	098 EDIBLE PRODCTS, PREPS NES	94	54	30
694 STL, COPPR NAILS, NUTS, ETC	150 205	104 120	57 962	112 ALCOHOLIC BEVERAGES	1 110	237	127
695 TOOLS	61 357	208 073	116 133	121 TOBACCO UNMNFCTRD, REFUSE	878	842	474
696 CUTLERY	7 222	34 708	19 411	122 TOBACCO MFRS	1 375	3 573	2 045
697 BASE MTL HOUSEHOLD EQUIP	145 052	145 391	80 974	515 ORG-INORG COMPOUNDS ETC	7	282	159
699 OTHER METAL MANUFACTURES	437 511	434 533	242 100	541 MEDICINAL ETC PRODUCTS	36	445	252
700 INDUSTRIAL PLANT, CHAP 84	9 308	19 051	10 451	572 EXPLOSIVES, PYROTECH PROD	6	61	33
703 INDUSTRIAL PLANT, CHAP 85	892	4 432	2 425	583 PROD OF POLYMERIZING ETC	1 026	283	157
711 STEAM BOILERS & AUX PLNT	5 054	7 549	4 211	598 MISC CHEMICAL PRODS NES	429	79	43
712 STEAM ENGINES, TURBINES	3 297	16 219	8 915	613 FUR SKINS TANNED, DRESSED	1	80	44
713 INTRNL COMBUS PISTN ENGN	440 029	486 092	271 345	625 RUBBER TYRES, TUBES	83	89	50
714 ENGINES & MOTORS NES	2 332	34 701	19 100	642 ARTICLES OF PAPER ETC	2 272	1 299	726
716 ROTATING ELECTRIC PLANT	55 196	112 758	62 981	651 TEXTILE YARN AND THREAD	29	82	44
718 OTH POWER GENERATG MACHY	20 251	52 122	29 122	658 TEXTILE ARTICLES NES	200	343	188
721 AGRIC MACHY, EXC TRACTORS	133 824	136 008	75 374	659 FLOOR COVERINGS ETC	97	553	307
722 TRACTORS NON-ROAD	66 003	74 957	41 989	665 GLASSWARE	461	346	192
723 CIVIL ENGINEER EQUIP ETC	197 435	197 881	110 560	666 POTTERY	102	254	139
724 TEXTILE, LEATHER MACHNRY	53 556	170 454	95 342	667 PEARL, PREC., SEMI-P STONE	*	*	*
725 PAPER ETC MILL MACHINERY	44 081	118 841	65 830	684 ALUMINIUM	351	284	156
726 PRINTG, BKBINDG MACHY, PTS	30 958	122 428	68 190	687 TIN	189	201	110
727 FOOD MACHY NON-DOMESTIC	12 658	51 966	29 181	695 TOOLS	47	173	95
728 OTH MACHY FOR SPCL INDUS	230 064	537 713	301 171	696 CUTLERY	104	1 037	579
736 MACHINE TOOLS FOR METAL	107 276	389 495	218 266	697 BASE MTL HOUSEHOLD EQUIP	211	451	253
737 METALWORKING MACHNRY NES	47 788	64 153	35 759	699 OTHER METAL MANUFACTURES	46	74	35
741 HEATING, COOLING EQUIPMNT	150 129	288 452	160 953	713 INTRNL COMBUS PISTN ENGN	41	118	67
742 PUMPS FOR LIQUIDS ETC	48 044	205 495	114 736	722 TRACTORS NON-ROAD	61	83	45
743 PUMPS NES, CENTRIFUGES ETC	110 631	246 335	137 440	724 TEXTILE, LEATHER MACHNRY	2	74	41
744 MECHANICAL HANDLIN EQU	222 184	297 309	166 015	726 PRINTG, BKBINDG MACHY, PTS	42	295	161
745 NONELEC MACHY, TOOLS NES	109 278	304 501	170 147	728 OTH MACHY FOR SPCL INDUS	41	304	168
749 NONELEC MACH PTS, ACC NES	303 928	661 765	368 751	741 HEATING, COOLING EQUIPMNT	17	103	58
751 OFFICE MACHINES	8 005	52 817	29 652	742 PUMPS FOR LIQUIDS ETC	82	126	70
752 AUTOMATIC DATA PROC EQUIP	20 174	367 045	205 502	743 PUMPS NES, CENTRIFUGES ETC	32	111	61
759 OFFICE & ADP MCH PTS, ACC	6 185	184 261	102 728	744 MECHANICAL HANDLING EQU	54	77	42
761 TELEVISION RECEIVERS	36 333	97 594	54 608	745 NONELEC MACHY, TOOLS NES	89	156	93
762 RADIO BROADCAST RECEIVRS	7 906	41 794	23 321	749 NONELEC MACH PTS, ACC NES	26	80	46
763 SOUND RECORDRS, PHONOGRPH	8 016	66 888	37 863	751 OFFICE MACHINES	17	329	181
764 TELECOM EQPT, PTS, ACC NES	55 977	405 156	226 569	761 TELEVISION RECEIVERS	352	1 372	777
771 ELECTRIC POWER MACHY NES	46 883	112 472	62 767	762 RADIO BROADCAST RECEIVRS	400	3 198	1 769
772 SWITCHGEAR ETC & PTS NES	106 654	608 745	339 335	763 SOUND RECORDRS, PHONOGRPH	187	2 910	1 624
773 ELECTRIC DISTRIBUTING MACH	149 712	159 116	88 685	764 TELECOM EQPT, PTS, ACC NES	184	3 245	1 808
774 ELECTRO-MEDCL, XRAY EQUIP	2 536	60 876	34 036	771 ELECTRIC POWER MACHY NES	25	80	44
775 HOUSEHOLD TYPE EQUIP NES	324 187	415 943	232 052	772 SWITCHGEAR ETC & PTS NES	19	518	288
776 TRANSISTORS, VALVES, ETC	27 143	395 788	222 980	775 HOUSEHOLD TYPE EQUIP NES	451	1 703	947
778 ELECTRICAL MACHINERY NES	124 091	375 715	209 720	776 TRANSISTORS, VALVES, ETC	27	664	369
781 PASS MOTOR VEH EXC BUSES	1 008 860	1 815 041	1 012 740	778 ELECTRICAL MACHINERY NES	126	394	217
782 LORRIES, SPCL MTR VEH NES	348 012	421 711	236 545	781 PASS MOTOR VEH EXC BUSES	2 983	9 489	5 285
783 ROAD MOTOR VEHICLES NES	78 521	161 197	90 338	782 LORRIES, SPCL MTR VEH NES	1 108	1 239	702
784 MOTOR VEHCL PTS, ACC NES	698 295	938 936	523 227	783 ROAD MOTOR VEHICLES NES	281	383	232
785 MOTOR & OTHER CYCLES ETC	39 198	63 491	35 221	784 MOTOR VEHCL PTS, ACC NES	641	1 691	939
786 VEH NES NONMOTR, TRAILERS	219 788	145 270	81 378	785 MOTOR & OTHER CYCLES ETC	30	112	61
781 RAILWAY VEHICLES	70 878	57 639	32 449	786 VEH NES NONMOTR, TRAILERS	124	59	33
792 AIRCRAFT	413	10 109	5 643	812 PLUMBG, HEATING, LGHTNG EQU	31	160	88
793 SHIPS AND BOATS	35 038	48 840	26 917	821 FURNITURE	107	191	108
801 INDUSTRIAL PLANT, CHAP 90	10	335	182	831 TRAVEL GOODS, HANDBAGS	27	143	77
812 PLUMBG, HEATING, LGHTNG EQU	165 552	192 203	107 302	842 MENS OUTERWEAR NOT KNIT	21	315	177
821 FURNITURE	1 113 978	729 857	407 932	843 WOMENS OUTERWEAR NONKNIT	42	1 309	722
831 TRAVEL GOODS, HANDBAGS	18 269	60 643	33 750	845 OUTERWEAR KNIT NONELASTC	17	467	261
842 MENS OUTERWEAR NOT KNIT	22 740	195 284	108 621	847 TXTL CLTHNG ACCESSRYS NES	29	503	272
843 WOMENS OUTERWEAR NONKNIT	43 085	490 220	271 533	848 HEADGEAR, NONTXL CLOTHNG	24	1 292	716
844 UNDERWEAR NOT KNIT	2 194	23 745	13 221	851 FOOTWEAR	32	191	106
845 OUTERWEAR KNIT NONELASTC	28 825	280 153	155 173	871 OPTICAL INSTRUMENTS		194	110
846 UNDERWEAR KNITTED	15 142	105 083	58 548	872 MEDICAL INSTRUMENTS NES	9	429	236
847 TXTL CLTHNG ACCESSRYS NES	7 292	46 896	26 145	874 MEASURNG, CONTROLNG INSTR	18	296	166
848 HEADGEAR, NONTXL CLOTHNG	11 626	156 564	87 324	881 PHOTO APPAR & EQUIPT NES	95	664	363
851 FOOTWEAR	37 537	192 451	106 786	884 OPTICAL GOODS NES	3	202	111
871 OPTICAL INSTRUMENTS	1 263	27 124	15 219	885 WATCHES AND CLOCKS	115	892	492
872 MEDICAL INSTRUMENTS NES	16 432	116 515	65 054	893 ARTICLES OF PLASTIC NES	112	433	235
873 METERS & COUNTERS NES	4 079	19 907	11 095	894 TOYS, SPORTING GOODS, ETC	230	1 561	867
874 MEASURNG, CONTROLNG INSTR	33 119	440 086	245 872	895 OFFICE SUPPLIES NES	36	947	514
881 PHOTO APPAR & EQUIPT NES	6 962	51 061	28 643	897 GOLD, SILVER WARE, JEWELRY		658	363
882 PHOTO, CINEMA SUPPLIES	48 132	114 021	63 694	898 MUSICAL INSTRUMENTS, PTS	772	2 238	1 234
883 DEVELOPED CINEMA FILM	280	3 353	1 886	899 OTHER MANUFACTURED GOODS	183	545	299
884 OPTICAL GOODS NES	3 849	168 427	93 894	951 WAR FIREARMS, AMMUNITION	20	140	74
885 WATCHES AND CLOCKS	4 994	46 975	26 289	961 COIN NONGOLD, NONCURRENT		251	140
892 PRINTED MATTER	734 804	710 890	396 345	971 GOLD, NON MONETARY NES		193	105
893 ARTICLES OF PLASTIC NES	477 371	448 709	250 086	972 GOLD COIN		63	36
894 TOYS, SPORTING GOODS, ETC	106 262	169 220	94 393				
895 OFFICE SUPPLIES NES	10 257	38 646	21 536	GIBRALTAR			
896 WORKS OF ART ETC	860	44 881	24 886				
897 GOLD SILVER WARE, JEWELRY	907	151 592	84 674	IMPORTS	41	201	111
898 MUSICAL INSTRUMENTS, PTS	41 586	191 660	107 280				
899 OTHER MANUFACTURED GOODS	67 734	109 090	60 820	EXPORTS	11 930	8 725	4 821
941 ZOO ANIMALS, PETS	377	1 977	1 100				
951 WAR FIREARMS, AMMUNITION	1 153	8 749	4 896	011 MEAT FRESH, CHILLD, FROZEN	911	378	210
961 COIN NONGOLD, NONCURRENT	15	957	536	022 MILK AND CREAM	670	66	38
971 GOLD, NON MONETARY NES	20	24 245	13 347	048 CEREAL ETC PREPARATIONS	274	110	61
972 GOLD COIN	16	45 243	25 377	061 SUGAR AND HONEY	4 650	214	123
				098 EDIBLE PRODCTS, PREPS NES	742	188	106
				112 ALCOHOLIC BEVERAGES	1 170	275	153

7 IMPORTS AND EXPORTS (SPECIAL TRADE) BY COUNTRIES OF PRODUCTION AND CONSUMPTION AND BY GROUPS OF THE SITC-REV. II 1987

GROUP DESCRIPTION	DT * 100 KG	1 000 DM	1 000 \$	GROUP DESCRIPTION	DT * 100 KG	1 000 DM	1 000 \$
533 PIGMENTS, PAINTS, ETC	329	245	138	EXPORTS	252 606	339 981	189 525
553 PERFUMERY, COSMETICS, ETC	137	222	121	011 MEAT FRESH, CHILLED, FROZEN	2 076	601	334
635 WOOD MANUFACTURES NES	176	138	74	022 MILK AND CREAM	19 031	2 463	1 393
695 TOOLS	12	56	30	024 CHEESE AND CURD	9 066	4 315	2 412
696 CUTLERY	8	72	38	048 CEREAL ETC PREPARATIONS	6 272	1 313	739
713 INTRNL COMBUS PISTN ENGN	76	325	181	054 VEG ETC FRSH, SPLY PRSVD	72	55	32
745 NONELEC MACHY, TOOLS NES	79	142	77	057 FRUIT, NUTS, FRESH, DRIED	268	252	138
749 NONELEC MACH PTS, ACC NES	6	69	37	058 FRUIT PRESERVED, PREPARED	674	430	237
761 TELEVISION RECEIVERS	60	202	114	062 SUGAR PREPS NON-COCOA	494	262	147
762 RADIO BROADCAST RECEIPTS	13	82	44	071 COFFEE AND SUBSTITUTES	26	64	35
764 TELECOM EQPT, PTS, ACC NES	6	96	55	073 CHOCOLATE AND PRODUCTS	770	748	426
775 HOUSEHOLD TYPE EQUIP NES	44	164	81	081 FEEDING STUFF FOR ANIMALS	4 985	516	291
778 ELECTRICAL MACHINERY NES	74	81	48	098 EDIBLE PRODUCTS, PREPS NES	2 072	1 660	920
781 PASS MOTOR VEH EXC BUSES	1 345	3 409	1 900	111 NON-ALCOHL BEVERAGES NES	2 446	178	100
784 MOTOR VEHCL PTS, ACC NES	33	92	51	112 ALCOHOLIC BEVERAGES	1 340	260	145
821 FURNITURE	262	313	174	122 TOBACCO MFERS	80	174	58
843 WOMENS OUTERWEAR NONKNIT	1	159	86	233 RUBBER, SYNTHETIC, RECLAIMED	1 106	546	298
845 OUTERWEAR KNIT NONELASTC		64	32	268 WOOL (EXC TOPS), ANML HAIR	44	190	107
871 OPTICAL INSTRUMENTS		57	31	334 PETROLEUM PRODUCTS, REFIN	581	205	114
874 MEASURING, CONTROLLING INSTR	2	78	43	335 RESIDUAL PETRLM PROD NES	647	82	47
881 PHOTO APPAR & EQUIPT NES	2	56	31	423 FIXED VEG OILS, SOFT	1 772	149	86
893 ARTICLES OF PLASTIC NES	15	54	31	424 FIXED VEG OIL NONSOFT	777	111	64
897 GOLD, SILVER WARE, JEWELRY		81	44	431 PROCESD ANML VEG OIL, ETC	2 413	361	202
VATICAN CITY				511 HYDROCARBONS NES, DERIVS	607	153	85
IMPORTS	114	2 367	1 322	513 ORGANIC ACIDS, ETC	139	94	53
781 PASS MOTOR VEH EXC BUSES	35	300	166	514 NITROGEN-FUNCTN COMPOUNDS	650	743	409
896 WORKS OF ART ETC	18	1 705	989	515 ORG-INORG COMPOUNDS ETC	91	282	154
961 COIN NONGOLD, NONCURRENT	2	88	48	522 INORG ELEMNTS, OXIDES, ETC	1 463	317	177
EXPORTS	18 877	2 266	1 264	523 OTHR INORGANIC CHEMICALS	3 482	574	322
024 CHEESE AND CURD	550	260	146	531 SYNT DYE, NAT INDOGO, LAKES	37	111	62
061 SUGAR AND HONEY	17 550	827	457	533 PIGMENTS, PAINTS, ETC	983	1 534	865
122 TOBACCO MFERS	42	146	80	541 MEDICINAL ETC PRODUCTS	827	4 577	2 545
541 MEDICINAL ETC PRODUCTS	2	105	59	551 ESSENTL OIL, PERFUME, ETC	268	873	483
764 TELECOM EQPT, PTS, ACC NES	100	97	52	553 PERFUMERY, COSMETICS, ETC	1 817	1 907	1 070
892 PRINTED MATTER	6	73	41	554 SOAPS, CLEANING ETC PREPS	6 129	1 304	734
896 WORKS OF ART ETC	5	208	119	562 PROD OF CONDENSATION ETC	17 189	8 764	4 882
MALTA				563 PROD OF POLYMERIZING ETC	12 526	4 338	2 393
IMPORTS	63 708	358 437	199 540	564 CELLULOSE DERIVATIVES ETC	565	1 096	611
058 FRUIT PRESERVED, PREPARED	2 004	402	225	591 PESTICIDES, DISINFECTANTS	167	251	140
121 TOBACCO UNMNFCTD, REFUSE	147	419	233	592 STARCH, INULIN, GLUTEN, ETC	13 192	1 596	904
288 NONFERR METAL SCRAP NES	237	56	31	598 MISC CHEMICAL PRODS NES	3 811	4 716	2 620
431 PROCESD ANML VEG OIL, ETC	381	63	37	611 LEATHER	1 880	17 553	9 848
541 MEDICINAL ETC PRODUCTS	299	1 329	740	612 LEATHER ETC MANUFACTURES	623	1 217	684
553 PERFUMERY, COSMETICS, ETC	1 662	1 044	576	613 FUR SKINS TANNED, DRESSED	238	4 315	2 381
563 PROD OF POLYMERIZING ETC	125	93	54	621 MATERIALS OF RUBBER	81	93	53
564 CELLULOSE DERIVATIVES ETC	51	152	82	625 RUBBER TYRES, TUBES	1 792	958	537
598 MISC CHEMICAL PRODS NES	10	71	39	628 RUBBER ARTICLES NES	94	478	268
612 LEATHER ETC MANUFACTURES	1 672	25 569	16 409	634 VENEERS, PLYWOOD, ETC	2 973	664	369
613 FUR SKINS TANNED, DRESSED	32	205	112	635 WOOD MANUFACTURES NES	608	245	137
625 RUBBER TYRES, TUBES	222	199	109	641 PAPER AND PAPERBOARD	6 576	1 158	646
628 RUBBER ARTICLES NES	641	11 077	6 245	642 ARTICLES OF PAPER ETC	3 403	2 056	1 143
642 ARTICLES OF PAPER ETC	26	56	31	651 TEXTILE YARN AND THREAD	999	4 310	2 399
655 KNIT ETC FABRICS	821	911	505	652 COTTON FABRICS, WOVEN	9 446	23 633	13 148
657 SPECIAL TEXTILE ETC PROD	59	318	176	653 WOVN MAN-MADE FIB FABRIC	8 891	27 731	15 476
663 OTH NONMETAL MINERAL MFS	862	526	297	654 OTH WOVEN TEXTILE FABRIC	2 700	11 423	6 339
665 GLASSWARE	56	74	42	655 KNIT ETC FABRICS	4 000	9 158	5 077
683 NICKEL	604	584	348	656 LACE, RIBBONS, TULLE, ETC	231	1 343	758
684 ALUMINIUM	638	222	130	657 SPECIAL TEXTILE ETC PROD	2 563	7 470	4 172
694 STL, COPPR NAILS, NUTS, ETC	14	81	44	658 TEXTILE ARTICLES NES	52	205	106
695 TOOLS	65	1 329	747	659 FLOOR COVERINGS ETC	50	54	30
699 OTHER METAL MANUFACTURES	1 547	2 544	1 422	662 CLAY, REFRACTORY BLDG PRD	1 679	199	113
714 ENGINES & MOTORS NES	12	977	532	663 OTH NONMETAL MINERAL MFS	849	607	335
716 ROTATING ELECTRIC PLANT	530	285	157	664 GLASS	863	153	88
724 TEXTILE, LEATHER MACHNRY	22	83	47	665 GLASSWARE	971	967	537
728 OTH MACHY FOR SPCL INDUS	715	657	362	666 POTTERY	390	868	486
736 MACHINE TOOLS FOR METAL	15	109	59	667 PEARL, PREC-, SEMI-P STONE	*	*	*
737 METALWORKING MACHNRY NES	11	109	58	673 IRON AND STEEL SHAPES	2 850	412	226
741 HEATING, COOLING EQUIPMNT	1	78	43	674 IRN, STL UNIV, PLATE, SHEET	16 201	2 530	1 406
742 PUMPS FOR LIQUIDS ETC	1	327	181	675 IRON, STEEL HOOP, STRIP	1 533	963	584
743 PUMPS NES, CENTRIFUGES ETC	35	267	147	678 IRON, STL TUBES, PIPES, ETC	2 222	502	281
745 NONELEC MACHY, TOOLS NES	29	290	165	681 SILVER, PLATINUM, ETC		159	85
749 NONELEC MACH PTS, ACC NES	139	2 119	1 176	682 COPPER EXC CEMENT COPPER	485	481	266
764 TELECOM EQPT, PTS, ACC NES	7	88	48	683 NICKEL	9	83	47
771 ELECTRIC POWER MACHY NES	73	1 172	650	684 ALUMINIUM	7 770	2 840	1 603
772 SWITCHGEAR ETC & PTS NES	1 051	7 905	4 403	691 STRUCTURES AND PARTS NES	746	472	263
775 HOUSEHOLD TYPE EQUIP NES	184	1 084	612	692 METAL TANKS, BOXES, ETC	103	115	64
776 TRANSISTORS, VALVES, ETC	750	25 534	14 262	693 WIRE PRODUCTS NON ELECTR	282	178	99
784 MOTOR VEHCL PTS, ACC NES	126	672	375	694 STL, COPPR NAILS, NUTS, ETC	652	966	544
821 FURNITURE	115	78	44	695 TOOLS	703	4 185	2 347
831 TRAVEL GOODS, HANDBAGS	135	700	387	696 CUTLERY	153	915	508
842 MENS OUTERWEAR NOT KNIT	16 023	83 657	46 505	697 BASE MTL HOUSEHOLD EQUIP	870	1 005	556
843 WOMENS OUTERWEAR NONKNIT	11 401	59 399	33 024	699 OTHER METAL MANUFACTURES	2 523	5 527	3 104
844 UNDERWEAR NOT KNIT	144	1 272	711	711 STEAM BOILERS & AUX PLNT	66	144	85
845 UNDERWEAR KNIT NONELASTC	2 375	11 995	6 645	713 INTRNL COMBUS PISTN ENGN	3 871	9 868	5 438
846 UNDERWEAR KNITTED	264	1 414	784	714 ENGINES & MOTORS NES	8	533	291
847 TXTL CLTHNG ACCESSRY NES	450	2 474	1 387	716 ROTATING ELECTRIC PLANT	221	948	531
848 HEADGEAR, NONTXLT CLOTHNG	425	9 966	5 520	721 AGRIC MACHY, EXC TRACTORS	71	618	335
851 FOOTWEAR	15	73	39	724 TEXTILE, LEATHER MACHNRY	867	5 124	2 873
874 MEASURING, CONTROLLING INSTR	8	297	167	725 PAPER ETC MILL MACHINERY	22	213	118
884 OPTICAL GOODS NES	1 151	58 578	32 711	726 PRINTG, BKBINDG MACHY, PTS	211	561	309
885 WATCHES AND CLOCKS	1 422	6 104	3 406	727 FOOD MACHRY NON-DOMESTIC	171	1 392	760
893 ARTICLES OF PLASTIC NES	325	2 429	1 336	728 OTH MACHY FOR SPCL INDUS	1 976	5 440	3 025
894 TOYS, SPORTING GOODS, ETC	8 020	20 317	11 277	736 MACHINE TOOLS FOR METAL	355	1 452	808
896 WORKS OF ART ETC	1	511	284	737 METALWORKING MACHNRY NES	68	323	177
899 OTHER MANUFACTURED GOODS	1	322	179	741 HEATING, COOLING EQUIPMNT	920	1 692	948
				742 PUMPS FOR LIQUIDS ETC	188	949	522
				743 PUMPS NES, CENTRIFUGES ETC	447	1 197	661
				744 MECHANICAL HANDLING EQU	340	527	292
				745 NONELEC MACHY, TOOLS NES	651	4 281	2 377
				749 NONELEC MACH PTS, ACC NES	946	5 043	2 795
				751 OFFICE MACHINES	42	235	132
				752 AUTOMTIC DATA PROC EQUIP	17	289	161
				759 OFFICE & ADP MCH PTS, ACC	3	261	143
				761 TELEVISION RECEIVERS	141	488	265

7 IMPORTS AND EXPORTS (SPECIAL TRADE) BY COUNTRIES OF PRODUCTION AND CONSUMPTION AND BY GROUPS OF THE SITC-REV. II 1987

GROUP DESCRIPTION	DT * 100 KG	1 000 DM	1 000 \$	GROUP DESCRIPTION	DT * 100 KG	1 000 DM	1 000 \$
762 RADIO BROADCAST RECEIVRS	55	225	127	572 EXPLOSIVES, PYROTECH PROD	12 385	2 728	1 518
763 SOUND RECORDRS, PHONOGRPH	193	1 896	1 066	582 PROD OF CONDENSATION ETC	73 403	14 216	7 921
764 TELECOM EQPT, PTS, ACC NES	106	1 087	601	583 PROD OF POLYMERIZING ETC	157 443	26 307	14 643
771 ELECTRICAL POWER MACHY NES	371	415	231	584 CELLULOSE DERIVATIVES ETC	3 875	1 621	905
772 SWITCHGEAR ETC & PTS NES	336	1 492	826	585 PLASTIC MATERIALS NES	2 221	281	155
773 ELECTR DISTRIBUTING MACH	1 940	2 465	1 448	591 PESTICIDES, DISINFECTANTS	3 625	7 542	4 084
774 ELECTRO-MEDCL, XRAY EQUIP	4	273	150	592 STARCH, INULIN, GLUTEN, ETC	1 177	123	72
775 HOUSEHOLD TYPE EQUIP NES	2 480	3 049	1 710	598 MISC CHEMICAL PRODS NES	106 272	12 400	6 999
776 TRANSISTORS, VALVES, ETC	20	3 748	2 075	611 LEATHER	8 630	23 658	13 210
778 ELECTRICAL MACHINERY NES	1 256	2 036	1 153	612 LEATHER ETC MANUFACTURES	15 171	97 085	54 208
781 PASS MOTOR VEH EXC BUSES	4 986	10 802	6 059	613 FUR SKINS TANNED, DRESSED	2 793	7 902	4 415
782 LORRIES, SPCL MTR VEH NES	166	166	90	621 MATERIALS OF RUBBER	25 864	8 084	4 526
784 MOTOR VEHCL PTS, ACC NES	710	1 611	893	625 RUBBER TYRES, TUBES	97 295	44 664	24 850
786 VEH NES NONMOTR, TRAILERS	47	53	30	628 RUBBER ARTICLES NES	33 789	16 595	9 223
812 PLUMB, HEATING, LGHTNG EQU	744	812	451	634 VENEERS, PLYWOOD, ETC	105 01C	15 760	8 821
821 FURNITURE	375	979	545	635 WOOD MANUFACTURES NES	135 226	35 942	20 049
831 TRAVEL GOODS, HANDBAGS	56	939	526	641 PAPER AND PAPERBOARD	460 560	45 501	25 278
842 MENS OUTERWEAR NOT KNIT	2 156	11 653	6 480	642 ARTICLES OF PAPER ETC	130 758	24 704	13 742
843 WOMENS OUTERWEAR NONKNIT	1 061	3 543	1 949	651 TEXTILE YARN AND THREAD	40 003	43 875	24 526
845 OUTERWEAR KNIT NONELASTC	51	421	228	652 COTTON FABRICS, WOVEN	20 284	23 313	13 027
846 UNDERWEAR KNITTED	27	143	82	653 WOYN MAN-MADE FIB FABRIC	2 725	4 887	2 748
847 TXTL CLTHNG ACCESSRYS NES	284	1 191	661	654 OTH WOVEN TEXTILE FABRIC	10 056	7 278	4 078
848 HEADGEAR, NONTXTL CLOTHNG	258	1 407	783	655 KNIT ETC FABRICS	1 109	1 704	948
851 FOOTWEAR	39	172	98	657 SPECIAL TEXTILE ETC PROD	36 735	14 187	7 907
871 OPTICAL INSTRUMENTS	2	69	38	658 TEXTILE ARTICLES NES	34 820	45 259	25 315
872 MEDICAL INSTRUMENTS NES	217	679	379	659 FLOOR COVERINGS ETC	5 509	1 603	906
874 MEASURING, CONTROLLING INSTR	36	1 035	571	661 CEMENT ETC BUILDING PROD	201 561	3 507	1 959
881 PHOTO APPAR & EQUIPT NES	19	190	106	662 CLAY, REFRACTORY BLDG PRD	256 753	19 560	10 978
882 PHOTO, CINEMA SUPPLIES	553	1 184	653	663 OTH NONMETAL MINERAL MFS	135 182	15 850	8 844
884 OPTICAL GOODS NES	928	27 826	15 562	664 GLASS	55 712	14 759	8 219
885 WATCHES AND CLOCKS	886	3 455	1 928	665 GLASSWARE	33 139	15 387	8 610
892 PRINTED MATTER	917	1 151	640	666 POTTERY	6 958	3 384	1 898
893 ARTICLES OF PLASTIC NES	2 823	2 766	1 546	671 PIG IRON ETC	137 612	17 837	9 884
894 TOYS, SPORTING GOODS, ETC	1 105	1 719	955	672 IRON, STL PRIMARY FORMS	256 587	12 699	7 194
895 OFFICE SUPPLIES NES	132	553	300	673 IRON AND STEEL SHAPES	512 068	38 964	21 688
897 GOLD, SILVER WARE, JEWELRY		85	45	674 IRN, STL UNIV. PLATE, SHEET	347 810	22 694	12 755
898 MUSICAL INSTRUMENTS, PTS	471	1 073	602	675 IRON, STEEL HOOP, STRIP	1 922	273	147
899 OTHER MANUFACTURED GOODS	813	3 459	1 926	677 IRN, STL WIRE EXCL W ROD	964	171	93
971 GOLD, NON MONETARY NES	3	8 202	4 489	678 IRON, STL TUBES, PIPES, ETC	292 239	27 327	15 258
YUGOSLAVIA							
IMPORTS	14 075 188	4 887 203	2 722 487	679 IRN, STL CASTINGS UNWORKE	15 247	1 787	997
011 MEAT FRESH, CHILLD, FROZEN	13 919	8 107	4 579	681 SILVER, PLATINUM, ETC	111	4 343	2 459
012 MEAT DRIED, SALTED, SMOKED	263	294	167	682 COPPER EXC CEMENT COPPER	124 842	35 919	20 213
014 MEAT PREPD, PRSVD, NES ETC	46 830	15 539	8 606	684 ALUMINIUM	242 663	72 164	40 148
025 EGGS, BIRDS, FRESH, PRSVD	529	425	234	685 LEAD	658	132	74
034 FISH FRESH, CHILLED, FROZN	4 842	2 041	1 157	686 ZINC	35 809	9 576	5 336
036 SHELL FISH FRESH, FROZEN	65	83	47	689 NON-FER BASE METALS NES	16 898	9 779	5 423
037 FISH ETC PREPD PRSVD NES	5 874	1 870	1 035	691 STRUCTURES AND PARTS NES	14 609	5 236	2 888
044 MAIZE UNMILLED	139 960	7 036	4 056	692 METAL TANKS, BOXES, ETC	6 772	2 202	1 249
054 VEG ETC FRSH, SMPLY PRSVD	109 678	36 274	20 526	693 WIRE PRODUCTS NON ELECTR	12 738	2 098	1 163
056 VEGTBLES ETC PRSVD, PREPD	157 249	17 150	9 565	694 STL, COPPR NAILS, NUTS, ETC	48 052	7 687	4 260
057 FRUIT, NUTS, FRESH, DRIED	124 146	8 366	4 590	695 TOOLS	12 737	26 496	14 831
058 FRUIT PRESERVED, PREPARED	487 863	85 949	48 119	697 BASE MTL HOUSEHOLD EQUIP	44 324	19 048	10 662
061 SUGAR AND HONEY	2 855	814	454	699 OTHER METAL MANUFACTURES	70 253	31 046	17 331
062 SUGAR PREPS NON-COCOA	7 314	1 817	1 017	711 STEAM BOILERS & AUX PLNT	2 944	1 304	714
073 CHOCOLATE AND PRODUCTS	2 474	797	448	712 STEAM ENGINES, TURBINES	56	1 433	781
075 SPICES	29 767	5 972	3 372	713 INTRNL COMBUS PISTN ENGN	58 263	40 632	22 689
081 FEEDING STUFF FOR ANIMLS	430 974	10 592	5 963	714 ENGINES & MOTORS NES	16	1 823	1 011
098 EDIBLE PRODCTS, PREPS NES	25 272	3 386	1 896	716 ROTATING ELECTRIC PLANT	68 552	65 407	36 301
111 NON-ALCOHL BEVERAGES NES	23 612	729	402	718 OTH POWER GENERATG MACHY	123	825	455
112 ALCOHOLIC BEVERAGES	389 102	39 287	21 942	721 AGRIC MACHY, EXC TRACTORS	4 999	1 722	952
121 TOBACCO UNMNFCTRD, REFUSE	11 896	8 045	4 438	722 TRACTORS NON-ROAD	736	480	276
222 SEEDS FOR SOFT/FIXED OIL	1 850	191	111	723 CIVIL ENGINEER EQUIP ETC	26 365	7 671	4 265
223 SEEDS FOR OTH FIXED OILS	2 447	438	241	724 TEXTILE, LEATHER MACHNRY	43 530	7 804	4 380
245 FUEL WOOD NES, CHARCOAL	2 740	156	85	725 PAPER ETC MILL MACHINERY	112	179	98
247 OTH WOOD ROUGH, SQUARED	1 054	145	81	726 PRINTG, BKBINDG MACHY, PTS	401	1 127	632
248 WOOD SHAPED	33 474	3 649	2 031	728 OTH MACHY FOR SPCL INDUS	9 777	6 566	3 672
251 PULP AND WASTE PAPER	13 389	1 424	785	736 MACHINE TOOLS FOR METAL	14 235	16 669	9 268
266 SYNTHETIC FIBRE TO SPIN	54 576	11 393	6 419	737 METALWORKING MACHNRY NES	5 653	2 972	1 666
267 OTHER MAN-MADE FIBRES	21 510	5 361	3 028	741 HEATING, COOLING EQUIPMNT	9 306	6 494	3 617
268 WOOL(EXC TOPS), ANML HAIR	312	185	102	742 PUMPS FOR LIQUIDS ETC	7 768	6 397	3 553
271 FERTILIZERS, CRUDE	20 000	159	89	743 PUMPS NES, CENTRIFUGES ETC	46 196	36 630	20 385
273 STONE, SAND AND GRAVEL	9 470	379	210	744 MECHANICAL HANDLING EQU	34 914	18 188	10 110
274 SULPHUR ETC	700 519	6 300	3 493	745 NONELEC MACHY, TOOLS NES	2 818	2 760	1 545
278 OTHER CRUDE MINERALS	109 268	1 492	822	749 NONELEC MACH PTS, ACC NES	95 954	48 738	27 158
282 IRON AND STEEL SCRAP	20 214	1 700	966	751 OFFICE MACHINES	8 312	12 236	6 920
287 BASE METAL ORES, CONC NES	72 331	561	307	752 AUTOMTIC DATA PROC EQUIP	22	476	264
288 NONFERR METAL SCRAP NES	58 345	9 226	5 354	759 OFFICE & ADP MCH PTS, ACC	4 350	5 670	3 206
289 PREC METAL ORE, WASTE NES		1 788	975	761 TELEVISION RECEIVERS	782	1 372	759
291 CRUDE ANIMAL MTRIALS NES	13 952	10 292	5 722	763 SOUND RECORDRS, PHONOGRPH	170	400	227
292 CRUDE VEG MATERIALS NES	33 058	9 685	5 513	764 TELECOM EQPT, PTS, ACC NES	2 093	10 542	5 895
323 BRIQUETS, COKE, SEMI-COKE	145 124	2 293	1 288	771 ELECTRICAL POWER MACHY NES	21 905	10 550	5 862
334 PETROLEUM PRODUCTS, REFIN	1 128 773	34 407	19 289	772 SWITCHGEAR ETC & PTS NES	11 476	16 922	9 480
335 RESIDUAL PETRLM PROD NES	34 630	1 431	804	773 ELECTR DISTRIBUTING MACH	269 487	86 087	48 008
411 ANIMAL OILS AND FATS	45 783	1 883	1 042	774 ELECTRO-MEDCL, XRAY EQUIP	256	1 135	638
424 FIXED VEG OIL NONSOFT	82	69	38	775 HOUSEHOLD TYPE EQUIP NES	185 322	94 480	52 631
431 PROCESD ANML VEG OIL, ETC	101 375	4 921	2 755	776 TRANSISTORS, VALVES, ETC	584	4 286	2 406
511 HYDROCARBONS NES, DERIVS	77 293	4 254	2 371	778 ELECTRICAL MACHINERY NES	66 249	58 391	32 544
512 ALCOHOLS, PHENOLS, ETC	9 695	588	335	781 PASS MOTOR VEH EXC BUSES	56 107	86 915	47 941
513 ORGANIC ACIDS, ETC	9 360	1 384	766	782 LORRIES, SPCL MTR VEH NES	89 917	149 128	82 539
514 NITROGEN-FUNCTN COMPOUNDS	32 133	9 989	5 518	784 MOTOR VEHCL PTS, ACC NES	248 731	116 838	65 127
515 ORG-INORG COMPOUNDS ETC	27 688	8 221	4 587	785 MOTOR & OTHER CYCLES ETC	34 451	18 328	10 163
516 OTHER ORGANIC CHEMICALS	12 531	1 162	643	786 VEH NES NONMOTR, TRAILERS	21 893	10 922	6 108
522 INORG ELEMNTS, OXIDES, ETC	85 658	16 505	9 150	791 RAILWAY VEHICLES	2 423	774	468
523 OTHR INORGANIC CHEMICALS	164 606	10 351	5 772	792 AIRCRAFT	182	5 574	3 098
532 DYES NES, TANNING PRODS	2 776	504	285	793 SHIPS AND BOATS	50 929	1 616	905
533 PIGMENTS, PAINTS, ETC	1 116	148	83	812 PLUMB, HEATING, LGHTNG EQU	45 912	17 351	9 712
541 MEDICINAL ETC PRODUCTS	9 187	17 988	9 994	821 FURNITURE	326 192	139 775	77 824
551 ESSENTL OIL, PERFUME, ETC	781	1 595	880	831 TRAVEL GOODS, HANDBAGS	10 424	13 210	7 358
553 PERFUMERY, COSMETICS, ETC	3 747	1 136	633	842 MENS OUTERWEAR NOT KNIT	87 431	490 686	273 232
554 SOAPS, CLEANING ETC PREPS	94 187	9 938	5 531	843 WOMENS OUTERWEAR NONKNIT	84 878	575 674	319 751
562 FERTILIZERS MANUFACTURED	1 890 233	47 651	26 415	844 UNDERWEAR NOT KNIT	22 967	112 248	62 520
				845 UNDERWEAR KNIT NONELASTC	39 487	224 776	125 227
				846 UNDERWEAR KNITTED	56 216	260 783	145 317
				847 TXTL CLTHNG ACCESSRYS NES	6 904	27 621	15 376
				848 HEADGEAR, NONTXTL CLOTHNG	14 973	139 052	77 485

7 IMPORTS AND EXPORTS (SPECIAL TRADE) BY COUNTRIES OF PRODUCTION AND CONSUMPTION AND BY GROUPS OF THE SITC-REV. 11 1987

GROUP DESCRIPTION	DT * 100 KG	1 000 DM	1 000 \$	GROUP DESCRIPTION	DT * 100 KG	1 000 DM	1 000 \$
851 FOOTWEAR	82 587	260 610	144 616	642 ARTICLES OF PAPER ETC	42 047	16 584	9 246
871 OPTICAL INSTRUMENTS		104	58	651 TEXTILE YARN AND THREAD	83 768	121 395	68 124
872 MEDICAL INSTRUMENTS NES	347	2 092	1 163	652 COTTON FABRICS, WOVEN	62 720	200 267	112 648
873 METERS & COUNTERS NES	3 987	11 802	6 564	653 WOVN MAN-MADE FIB FABRIC	81 118	272 614	153 230
874 MEASURING, CONTROLLING INSTR	3 967	16 680	9 295	654 OTH WOVEN TEXTILE FABRIC	36 003	157 844	87 804
881 PHOTO APPAR & EQUIP NES	1 592	5 049	2 819	655 KNIT ETC FABRICS	34 421	89 560	50 012
882 PHOTO, CINEMA SUPPLIES	626	4 037	2 250	656 LACE, RIBBONS, TULLE, ETC	2 157	13 729	7 768
884 OPTICAL GOODS NES	220	2 555	1 422	657 SPECIAL TEXTILE ETC PROD	32 998	114 616	64 281
885 WATCHES AND CLOCKS	605	1 528	852	658 TEXTILE ARTICLES NES	2 337	8 244	4 622
892 PRINTED MATTER	26 106	14 388	8 055	659 FLOOR COVERINGS ETC	930	992	566
893 ARTICLES OF PLASTIC NES	39 385	15 098	8 407	661 CEMENT ETC BUILDING PROD	1 409	102	56
894 TOYS, SPORTING GOODS, ETC	4 948	7 118	3 994	662 CLAY, REFRACTORY BLDG PRD	70 470	18 443	10 312
895 OFFICE SUPPLIES NES	161	259	146	663 OTH NONMETAL MINERAL MFS	38 295	29 639	16 668
896 WORKS OF ART ETC	12	1 009	557	664 GLASS	117 285	30 568	17 093
897 GOLD, SILVER WARE, JEWELRY	11	959	528	665 GLASSWARE	31 033	4 927	2 725
898 MUSICAL INSTRUMENTS, PTS	2 422	2 946	1 651	666 POTTERY	181	406	225
899 OTHER MANUFACTURED GOODS	73 926	25 246	14 043	667 PEARL, PREC-, SEMI-P STONE	.	.	.
951 WAR FIREARMS, AMMUNITION	560	2 154	1 211	671 PIG IRON ETC	25 429	6 174	3 496
971 GOLD, NON MONETARY NES	3	4 933	2 896	672 IRON, STL PRIMARY FORMS	16 276	1 315	786
EXPORTS	6 643 922	5 783 831	3 237 758	673 IRON AND STEEL SHAPES	86 244	17 737	9 840
001 LIVE ANIMALS	11 019	4 980	2 750	674 IRN, STL UNIV. PLATE, SHEET	768 747	76 366	42 815
011 MEAT FRESH, CHILLD, FROZEN	225 176	40 648	22 319	675 IRON, STEEL HOOP, STRIP	209 052	40 706	22 817
022 MILK AND CREAM	4 525	742	401	676 RAILWAY RAILS ETC IRN, STL	12 369	2 343	1 312
024 CHEESE AND CURD	201	66	41	677 IRN, STL WIRE EXCL W ROD	25 857	10 188	5 678
025 EGGS, BIRDS, FRESH, PRSRVD	757	824	457	678 IRON, STL TUBES, PIPES, ETC	131 497	37 420	21 096
034 FISH FRESH, CHILLED, FROZN	868	150	84	679 IRN, STL CASTINGS UNWORKE	1 475	1 145	653
036 SHELL FISH FRESH, FROZEN	186	370	202	681 SILVER, PLATINUM, ETC	65	2 237	1 239
044 MAIZE UNMILLED	176	156	85	682 COPPER EXC CEMENT COPPER	18 019	16 330	9 152
045 CEREALS NES UNMILLED	323	144	80	683 NICKEL	1 842	4 283	2 379
048 CEREAL ETC PREPARATIONS	602	341	186	684 ALUMINIUM	30 839	24 277	13 613
054 VEG ETC FRSH, SMPLY PRSRVD	1 178	618	350	685 LEAD	71	62	34
056 VEGTBLES ETC PRSRVD, PREPD	1 345	335	186	686 ZINC	668	166	96
057 FRUIT, NUTS, FRESH, DRIED	1 936	305	168	687 TIN	729	1 200	671
061 SUGAR AND HONEY	10 625	874	493	689 NON-FEP BASE METALS NES	134	796	447
072 COCOA	1 650	721	410	691 STRUCTURES AND PARTS NES	3 128	4 534	2 540
073 CHOCOLATE AND PRODUCTS	155	167	92	692 METAL TANKS, BOXES, ETC	9 863	5 682	3 165
075 SPICES	1 379	1 371	772	693 WIRE PRODUCTS NON ELECTR	2 559	2 651	1 467
081 FEEDING STUFF FOR ANIMLS	19 288	4 087	2 286	694 STL, COPPR NAILS, NUTS, ETC	8 323	5 765	3 210
098 EDIBLE PRODCTS, PREPS NES	12 125	6 977	3 887	695 TOOLS	3 689	27 398	15 403
112 ALCOHOLIC BEVERAGES	1 886	632	342	696 CUTLERY	331	3 220	1 789
121 TOBACCO UNMNFCTRD, REFUSE	7 644	7 285	4 114	697 BASE MTL HOUSEHOLD EQUIP	4 394	8 795	4 934
122 TOBACCO MFRS	4 553	14 459	8 071	699 OTHER METAL MANUFACTURES	31 646	41 661	23 277
211 HIDES, SKINS, UNDRESSED	27 985	9 729	5 387	700 INDUSTRIAL PLANT, CHAP 84	4 189	4 206	2 314
212 FUR SKINS UNDRESSED	157	223	122	703 INDUSTRIAL PLANT, CHAP 85	44	109	59
232 NATURAL RUBBER, GUMS	1 297	392	221	711 STEAM BOILERS & AUX PLNT	1 976	2 438	1 363
233 RUBBER, SYNTHETIC, RECLAIMD	79 170	26 604	14 974	712 STEAM ENGINES, TURBINES	328	2 339	1 283
246 PULPWOOD, CHIPS, WOODWASTE	19 877	360	197	713 INTRNL COMBUS PISTN ENGN	20 667	65 911	36 818
247 OTH WOOD ROUGH, SQUARED	11 368	493	274	714 ENGINES & MOTORS NES	125	4 552	2 531
248 WOOD SHAPED	13 193	767	423	716 ROTATING ELECTRIC PLANT	4 388	17 813	10 061
251 PULP AND WASTE PAPER	64 453	1 277	703	718 OTH POWER GENERATG MACHY	2 066	5 423	3 019
263 COTTON	11 009	1 936	1 089	721 AGRIC MACHY, EXC TRACTORS	7 870	11 089	6 160
265 VEG FIBRE, EXCL COTN JUTE	2 264	151	84	722 TRACTORS NON-ROAD	3 146	1 622	907
266 SYNTHETIC FIBRE TO SPIN	28 627	11 708	6 538	723 CIVIL ENGINEERG EQUIP ETC	72 116	57 633	32 327
267 OTHER MAN-MADE FIBRES	7 450	3 349	1 903	724 TEXTILE, LEATHER MACHNRY	30 306	173 629	97 571
268 WOOL (EXC TOPS), ANML HAIR	2 931	2 626	1 459	725 PAPER ETC MILL MACHINERY	5 448	21 266	11 936
273 STONE, SAND AND GRAVEL	208 566	2 372	1 310	726 PRINTG, BKBINDG MACHY, PTS	9 168	33 877	18 944
274 SULPHUR ETC	55 096	1 130	623	727 FOOD MACHRY NON-DOMESTIC	4 261	15 332	8 599
277 NATURAL ABRASIVES NES	246	727	411	728 OTH MACHRY FOR SPCL INDUS	42 335	131 346	73 748
278 OTHER CRUDE MINERALS	65 659	5 041	2 840	736 MACHINE TOOLS FOR METAL	68 688	207 918	117 087
287 BASE METAL ORES, CONC NES	17 634	2 294	1 303	737 METALWORKING MACHNRY NES	12 915	22 826	12 900
291 CRUDE ANIMAL MTRIALS NES	4 765	8 200	4 623	741 HEATING, COOLING EQUIPMNT	21 043	90 281	50 709
292 CRUDE VEG MATERIALS NES	3 081	5 182	2 895	742 PUMPS FOR LIQUIDS ETC	6 379	40 490	22 648
323 BRIQUETS, COKE, SEMI-COKE	16 170	785	439	743 PUMPS NES, CENTRIFUGES ETC	25 552	58 857	32 905
334 PETROLEUM PRODUCTS, REFIN	59 454	19 335	10 812	744 MECHANICAL HANDLING EQU	14 973	42 914	23 911
335 RESIDUAL PETRLM PROD NES	116 095	5 203	2 887	745 NONELEC MACHY, TOOLS NES	10 774	81 294	45 787
411 ANIMAL OILS AND FATS	2 498	353	200	749 NONELEC MACH PTS, ACC NES	48 484	145 512	81 268
424 FIXED VEG OIL NONSOFT	2 366	317	176	751 OFFICE MACHINES	1 195	10 144	5 628
431 PROCESD ANML VEG OIL, ETC	19 236	2 988	1 684	752 AUTOMATIC DATA PROC EQUIP	5 367	81 691	46 258
511 HYDROCARBONS NES, DERIVS	49 984	8 647	4 911	759 OFFICE & ADP MCH PTS, ACC	5 515	22 557	12 507
512 ALCOHOLS, PHENOLS, ETC	115 677	22 619	12 575	761 TELEVISION RECEIVERS	10 122	42 702	23 733
513 ORGANIC ACIDS, ETC	134 609	28 422	15 851	762 RADIO BROADCAST RECEIVERS	1 941	10 106	5 592
514 NITROGEN-FUNCTN COMPOUNDS	34 168	32 415	18 029	763 SOUND RECORDRS, PHONOGRPH	512	8 473	4 743
515 ORG-INORG COMPOUNDS ETC	24 061	43 529	24 497	764 TELECOM EQPT, PTS, ACC NES	2 592	50 340	28 044
516 OTHER ORGANIC CHEMICALS	39 176	15 250	8 561	771 ELECTRIC POWER MACHY NES	2 398	5 475	5 295
522 INORG ELEMNTS, OXIDES, ETC	389 145	25 473	14 212	772 SWITCHGEAR ETC & PTS NES	6 071	67 479	37 725
523 OTHR INORGANIC CHEMICALS	86 501	17 539	9 825	773 ELECTR DISTRIBUTING MACH	7 785	11 155	6 215
524 RADIOACTIVE ETC MATERIAL	10	2 556	1 424	774 ELECTRO-MEDCL, XRAY EQUIP	1 625	47 446	26 406
531 SYNT DYE, NAT INDGO, LAKES	11 763	36 040	20 143	775 HOUSEHOLD TYPE EQUIP NES	17 325	31 171	17 347
532 DYES NES, TANNING PRODS	16 140	4 955	2 759	776 TRANSISTORS, VALVES, ETC	1 188	29 460	16 523
533 PIGMENTS, PAINTS, ETC	100 875	63 949	36 783	778 ELECTRICAL MACHINERY NES	74 103	95 039	53 234
541 MEDICINAL ETC PRODUCTS	5 469	67 053	37 746	781 PASS MOTOR VEH EXC BUSES	257 479	327 225	182 450
551 ESSENTL OIL, PERFUME, ETC	4 268	9 010	5 089	782 LORRIES, SPCL MTR VEH NES	212 030	180 417	100 904
553 PERFUMERY, COSMETICS, ETC	341	1 368	783	783 ROAD MOTOR VEHICLES NES	17 556	22 819	12 720
554 SOAPS, CLEANING ETC PREPS	81 413	26 554	14 894	784 MOTOR VEHCL PTS, ACC NES	101 072	178 967	99 423
562 FERTILIZERS MANUFACTURED	7 533	545	303	785 MOTOR & OTHER CYCLES ETC	3 422	4 556	2 564
562 PROD OF CONDENSATION ETC	178 705	107 657	60 304	786 VEH NES NONMOTR, TRAILERS	17 715	4 238	2 367
563 PROD OF POLYMERIZING ETC	265 215	92 546	51 928	791 RAILWAY VEHICLES	13 513	10 646	5 976
584 CELLULOSE DERIVATIVES ETC	15 576	20 759	11 683	792 AIRCRAFT	269	2 023	1 135
585 PLASTIC MATERIALS NES	1 550	2 332	1 330	793 SHIPS AND BOATS	5 871	18 947	10 474
591 PESTICIDES, DISINFECTANTS	8 269	12 485	7 063	801 INDUSTRIAL PLANT, CHAP 90	336	401	220
592 STARCH, INULIN, GLUTEN, ETC	15 633	8 996	5 030	812 PLUMB, HEATING, LIGHTNG EQU	4 345	10 238	5 857
598 MISC CHEMICAL PRODS NES	298 401	118 407	66 452	821 FURNITURE	5 512	10 021	5 542
605 INDUSTRIAL PLANT, CHAP 73	20	65	35	831 TRAVEL GOODS, HANDBAGS	898	543	299
611 LEATHER	27 025	156 766	87 624	842 MENS OUTERWEAR NOT KNIT	4 637	9 873	5 480
612 LEATHER ETC MANUFACTURES	20 225	44 789	25 096	843 WOMENS OUTERWEAR NONKNIT	1 888	8 918	4 988
613 FUR SKINS TANNED, DRESSED	1 563	12 687	6 984	844 UNDERWEAR NOT KNIT	262	1 382	764
621 MATERIALS OF RUBBER	13 354	11 445	6 409	845 UNDERWEAR KNIT NONELASTC	5 550	27 538	15 408
625 RUBBER TYRES, TUBES	4 494	3 033	1 689	846 UNDERWEAR KNITTED	31 392	120 780	67 306
628 RUBBER ARTICLES NES	3 252	13 157	7 352	847 TXTL CLTHNG ACCESRY NES	6 997	28 321	15 853
633 CORK MANUFACTURES	13	62	34	848 HEADGEAR, NONTXTL CLOTHNG	3 114	14 649	5 149
634 VENEERS, PLYWOOD, ETC	26 900	10 612	5 930	851 FOOTWEAR	188	1 033	585
635 WOOD MANUFACTURES NES	5 473	1 133	633	871 OPTICAL INSTRUMENTS	64	4 036	2 225
641 PAPER AND PAPERBOARD	105 503	36 687	20 528	872 MEDICAL INSTRUMENTS NES	1 888	38 613	21 712
				873 METERS & COUNTERS NES	566	3 497	1 967
				874 MEASURING, CONTROLLING INSTR	8 597	100 910	56 479

7 IMPORTS AND EXPORTS (SPECIAL TRADE) BY COUNTRIES OF PRODUCTION AND CONSUMPTION AND BY GROUPS OF THE SITC-REV. II 1987

GROUP DESCRIPTION	DT * 100 KG	1 000 DM	1 000 \$	GROUP DESCRIPTION	DT * 100 KG	1 000 DM	1 000 \$
881 PHOTO APPAR & EQUIP NES	1 106	10 755	6 043	678 IRON, STL TUBES, PIPES, ETC	16 817	1 573	886
882 PHOTO, CINEMA SUPPLIES	6 173	16 188	9 052	679 IRN STL CASTINGS UNWORKE	1 524	355	195
883 DEVELOPED CINEMA FILM	4	62	36	681 SILVER, PLATINUM, ETC	4	166	93
884 OPTICAL GOODS NES	33	2 971	1 677	682 COPPER EXC CEMENT COPPER	767	230	123
885 WATCHES AND CLOCKS	651	5 830	3 305	684 ALUMINIUM	34 372	14 013	7 801
892 PRINTED MATTER	30 097	31 359	17 402	689 NON-FER BASE METALS NES	4 698	2 279	1 264
893 ARTICLES OF PLASTIC NES	19 921	23 771	13 371	691 STRUCTURES AND PARTS NES	4 002	1 482	845
894 TOYS, SPORTING GOODS, ETC	3 634	6 458	3 579	694 STL, COPPR NAILS, NUTS, ETC	915	195	107
895 OFFICE SUPPLIES NES	597	3 329	1 840	695 TOOLS	1 406	2 277	1 270
896 WORKS OF ART ETC	11	333	185	696 CUTLERY	48	83	48
897 GOLD, SILVER WARE, JEWELRY	505	3 766	2 095	697 BASE MTL HOUSEHOLD EQUIP	8 255	7 528	4 253
898 MUSICAL INSTRUMENTS, PTS	3 330	15 816	8 875	699 OTHER METAL MANUFACTURES	19 883	11 531	6 475
899 OTHER MANUFACTURED GOODS	5 004	37 989	21 377	713 INTRNL COMBUS PISTN ENGN	6 082	8 541	4 776
951 WAR FIREARMS, AMMUNITION	14	245	145	714 ENGINES & MOTORS NES	13	2 741	1 536
971 GOLD NON MONETARY NES	21	747	416	716 ROTATING ELECTRIC PLANT	1 355	973	535
TURKEY				723 CIVIL ENGINEERG EQUIP ETC	2 967	1 212	676
IMPORTS				724 TEXTILE, LEATHER MACHNRY	467	577	321
024 CHEESE AND CURD	2 790	1 148	637	725 PAPER ETC MILL MACHINERY	105	100	61
034 FISH FRESH, CHILLED, FROZN	10 830	3 535	1 976	727 FOOD MACHRY NON-DOMESTIC	220	325	185
036 SHELL FISH FRESH, FROZEN	20 056	6 480	3 616	728 OTH MACHRY FOR SPCL INDUS	4 685	2 183	1 210
037 FISH ETC PREPD PRSVD NES	1 361	3 212	1 772	736 MACHINE TOOLS FOR METAL	5 060	2 264	1 272
046 WHEAT ETC MEAL OR FLOUR	882	73	38	737 METALWORKING MACHNRY NES	285	135	74
048 CEREAL ETC PREPARATIONS	22 873	2 735	1 511	741 HEATING, COOLING EQUIPMNT	1 702	1 129	629
054 VEG ETC FRSH, SMPLY PRSVD	297 822	40 843	22 834	742 PUMPS FOR LIQUIDS ETC	164	321	177
056 VEGTBLES ETC PRSVD, PREPD	150 427	45 931	25 866	743 PUMPS NES, CENTRIFUGES ETC	363	575	317
057 FRUIT, NUTS, FRESH, DRIED	803 713	414 758	230 935	744 MECHANICAL HANDLING EQU	8 656	1 799	1 022
058 FRUIT PRESERVED, PREPARED	170 177	68 104	38 111	745 NONELEC MACHY, TOOLS NES	115	129	71
061 SUGAR AND HONEY	183 221	10 917	6 013	749 NONELEC MACH PTS, ACC NES	993	1 516	848
062 SUGAR PREPS NON-COCOA	9 161	2 184	1 230	752 AUTOMATIC DATA PROC EQUIP	4	222	129
072 COCOA	210	58	32	759 OFFICE & ADP MCH PTS, ACC	26	409	239
073 CHOCOLATE AND PRODUCTS	1 178	305	170	761 TELEVISION RECEIVERS	122	105	57
074 TEA AND MATE	204	141	76	762 RADIO BROADCAST RECEIORS	224	499	278
075 SPICES	37 470	8 252	4 605	764 TELECOM EQPT, PTS, ACC NES	37	2 381	1 297
081 FEEDING STUFF FOR ANIMLS	8 904	356	200	771 ELECTRIC POWER MACHY NES	2 024	1 415	819
098 EDIBLE PRODUCTS, PREPS NES	32 460	5 556	3 130	772 SWITCHGEAR ETC & PTS NES	526	1 774	990
111 NON-ALCOHL BEVERAGES NES	50 501	1 859	1 043	773 ELECTR DISTRIBUTING MACH	17 187	5 295	3 083
112 ALCOHOLIC BEVERAGES	16 597	6 731	3 823	775 HOUSEHOLD TYPE EQUIP NES	903	857	501
121 TOBACCO UNMNFCTRD, REFUSE	103 393	69 574	39 164	776 TRANSISTORS, VALVES, ETC	24	225	127
122 FUR SKINS UNDERESSED	4	185	102	781 ELECTRICAL MACHINERY NES	94	251	140
222 SEEDS FOR SOFT/FIXED OIL	326	80	45	783 PASS MOTOR VEH EXC BUSES	185	1 074	596
223 SEEDS FOR OTH FIXED OILS	17 115	3 231	1 796	782 LORRIES SPCL MTR VEH NES	3 191	5 453	2 980
248 WOOD SHAPED	1 023	93	52	784 ROAD MOTOR VEHICLES NES	153	56	31
263 COTTON	362 125	33 758	18 694	784 MOTOR VEHCL PTS, ACC NES	40 170	7 984	4 452
266 SYNTHETIC FIBRE TO SPIN	45 263	12 515	6 946	792 AIRCRAFT	32	3 926	2 143
268 WOOL (EXC TOPS), ANML HAIR	18	91	54	812 PLUMBGB, HEATING, LGHTNG EQU	49 638	11 754	6 570
269 WASTE OF TEXTILE FABRICS	209	65	35	821 FURNITURE	8 826	3 586	1 995
273 STONE, SAND AND GRAVEL	36 908	1 469	819	831 TRAVEL GOODS, HANDBAGS	3 271	14 637	8 247
277 NATURAL ABRASIVES NES	71 058	2 838	1 583	842 MENS OUTERWEAR NOT KNIT	59 931	202 129	112 769
278 OTHER CRUDE MINERALS	1 355 754	40 733	22 719	843 WOMENS OUTERWEAR NONKNIT	124 588	427 640	238 002
282 IRON AND STEEL SCRAP	40 265	3 711	2 067	844 UNDERWEAR NOT KNIT	34 306	94 701	52 490
287 BASE METAL ORES, CONC NES	590 737	10 812	6 063	845 OUTERWEAR KNIT NONELASTC	175 990	600 040	334 374
288 NONFERR METAL SCRAP NES	15 052	757	420	846 UNDERWEAR KNITTED	72 481	229 092	127 101
291 CRUDE ANIMAL MTRIALS NES	19 437	35 116	19 762	847 TXTL CLTHNG ACCESRY NES	17 216	32 812	18 195
292 CRUDE VEG MATERIALS NES	28 728	8 120	4 594	848 HEADGEAR, NONTXTL CLOTHNG	40 036	507 954	283 120
335 RESIDUAL PETRLM PROD NES	11 688	887	495	851 FOOTWEAR	625	1 995	1 111
411 ANIMAL OILS AND FATS	135 061	4 962	2 753	871 OPTICAL INSTRUMENTS	1	325	176
423 FIXED VEG OILS, SOFT	747	243	136	872 MEDICAL INSTRUMENTS NES	109	440	242
424 FIXED VEG OIL NONSOFT	7 242	1 225	675	874 MEASURING, CONTROLLNG INSTR	65	8 496	4 686
431 PROCESD ANML VEG OIL, ETC	2 950	117	64	882 PHOTO, CINEMA SUPPLIES	29	279	159
513 ORGANIC ACIDS, ETC	7 908	1 157	664	883 DEVELOPED CINEMA FILM	11	585	330
514 NITROGEN-FUNCTN COMPOUNDS	356	141	78	885 WATCHES AND CLOCKS	128	169	93
515 ORG-INORG COMPOUNDS ETC	1 880	955	541	892 PRINTED MATTER	3 472	2 206	1 261
522 INORG ELEMNTS, OXIDES, ETC	60 702	9 959	5 522	893 ARTICLES OF PLASTIC NES	4 157	2 424	1 355
523 OTHR INORGANIC CHEMICALS	81 479	6 900	3 864	894 TOYS, SPORTING GOODS, ETC	1 587	1 636	963
531 SYNT DYE, NAT INDOGO, LAKES	513	931	516	895 OFFICE SUPPLIES NES	203	420	241
532 DYES NES, TANNING PRODS	1 381	146	79	896 WORKS OF ART ETC	54	1 180	664
541 MEDICINAL ETC PRODUCTS	418	3 852	2 131	897 GOLD, SILVER WARE, JEWELRY	13	2 940	1 667
551 ESSENTL OIL, PERFUME, ETC	33	237	132	898 MUSICAL INSTRUMENTS, PTS	2 789	7 815	4 406
553 PERFUMERY, COSMETICS, ETC	200	72	42	899 OTHER MANUFACTURED GOODS	2 467	2 831	1 582
554 SOAPS, CLEANING ETC PREPS	655	95	53	951 WAR FIREARMS, AMMUNITION	3 317	1 590	905
562 FERTILIZERS MANUFACTURED	592 554	14 222	8 036	961 COIN NONGOLD, NONCURRENT	2	713	399
582 PROD OF CONDENSATION ETC	1 157	285	164	972 GOLD COIN	550	307	
583 PROD OF POLYMERIZING ETC	7 190	1 755	966	EXPORTS			
611 LEATHER	51	570	315	001 LIVE ANIMALS	28 844	10 082	5 709
612 LEATHER ETC MANUFACTURES	60	291	160	011 MEAT FRESH, CHILLD, FROZEN	49 346	12 002	6 714
621 MATERIALS OF RUBBER	1 473	909	511	022 MILK AND CREAM	11 610	834	487
625 RUBBER TYRES, TUBES	17 508	8 386	4 679	024 CHEESE AND CURD	2 564	285	161
628 RUBBER ARTICLES NES	740	396	221	025 EGGS, BIRDS, FRESH, PRSVD	1 326	607	351
634 VENEERS, PLYWOOD, ETC	34 981	2 589	1 437	034 FISH FRESH, CHILLED, FROZN	674	168	94
635 WOOD MANUFACTURES NES	1 719	581	320	048 CEREAL ETC PREPARATIONS	3 169	2 118	1 181
641 PAPER AND PAPERBOARD	16 193	1 358	741	054 VEG ETC FRSH, SMPLY PRSVD	14 538	964	536
642 ARTICLES OF PAPER ETC	157	146	78	057 FRUIT, NUTS, FRESH, DRIED	2 516	669	362
651 TEXTILE YARN AND THREAD	346 448	218 002	120 789	061 SUGAR AND HONEY	288 769	10 786	5 935
652 COTTON FABRICS WOVEN	36 090	34 143	19 136	071 COFFEE AND SUBSTITUTES	560	914	513
653 WOVN MAN-MADE FIB FABRIC	10 504	13 078	7 350	072 COCOA	4 881	1 862	1 037
654 OTH WOVEN TEXTILE FABRIC	954	2 734	1 522	081 FEEDING STUFF FOR ANIMLS	51 540	3 807	2 137
655 KNIT ETC FABRICS	2 503	3 040	1 708	098 EDIBLE PRODUCTS, PREPS NES	8 870	4 417	2 476
656 LACE RIBBONS, TULLE, ETC	4	74	41	112 ALCOHOLIC BEVERAGES	1 066	354	198
657 SPECIAL TEXTILE ETC PROD	262	206	119	122 TOBACCO MFRS	1 634	5 643	3 166
658 TEXTILE ARTICLES NES	84 847	90 830	50 508	111 HIDES, SKINS, UNDERESSED	4 346	2 736	1 624
659 FLOOR COVERINGS ETC	9 157	64 677	36 358	232 NATURAL RUBBER, GUMS	2 958	557	312
661 CEMENT ETC BUILDING PROD	126 938	5 357	3 003	233 RUBBER, SYNTHETIC, RECLAIMD	16 671	5 155	2 866
662 CLAY, REFRACTORY BLDG PRD	12 392	942	536	245 FUEL WOOD NES, CHARCOAL	384	195	118
663 OTH NONMETAL MINERAL MFS	1 376	183	100	247 OTH WOOD ROUGH, SQUARED	210 933	9 729	5 489
664 GLASS	137 901	10 427	5 804	248 WOOD SHAPED	15 225	1 368	761
665 GLASSWARE	84 925	29 716	16 615	251 PULP AND WASTE PAPER	50 845	4 291	2 415
666 POTTERY	337	303	172	263 COTTON	891	226	127
667 PEARL, PREC-, SEMI-P STONE	*	*	*	266 SYNTHETIC FIBRE TO SPIN	58 147	16 855	9 425
671 PIG IRON ETC	149 957	16 742	9 138	267 OTHER MAN-MADE FIBRES	10 772	4 876	2 536
672 IRON, STL PRIMARY FORMS	28 388	2 008	1 122	268 WOOL (EXC TOPS), ANML HAIR	250	178	104
673 IRON AND STEEL SHAPES	31 547	1 866	1 028	269 WASTE OF TEXTILE FABRICS	654	99	54
674 IRN, STL UNIV, PLATE, SHEET	10 322	648	357	273 STONE, SAND AND GRAVEL	4 589	169	93
				274 SULPHUR ETC	410	101	56

7 IMPORTS AND EXPORTS (SPECIAL TRADE) BY COUNTRIES OF PRODUCTION AND CONSUMPTION AND BY GROUPS OF THE SITC-REV. II 1987

GROUP DESCRIPTION	DT * 100 KG	1 000 DM	1 000 \$	GROUP DESCRIPTION	DT * 100 KG	1 000 DM	1 000 \$
277 NATURAL ABRASIVES NES	190	992	554	736 MACHINE TOOLS FOR METAL	42 741	57 035	31 626
278 OTHER CRUDE MINERALS	38 361	3 282	1 845	737 METALWORKING MACHNRY NES.	3 824	8 294	4 688
282 IRON AND STEEL SCRAP	485 504	7 419	4 175	741 HEATING, COOLING EQUIPMNT	23 839	59 338	33 290
287 BASE METAL ORES, CONC NES	13 214	1 454	810	742 PUMPS FOR LIQUIDS ETC	6 730	22 778	12 737
288 NONFERR METAL SCRAP NES	20 317	3 756	2 119	743 PUMPS NES, CENTRIFUGES ETC	12 329	38 533	21 492
291 CRUDE ANIMAL MTRIALS NES	1 601	2 318	1 305	744 MECHANICAL HANDLING EQU	61 626	89 116	49 465
292 CRUDE VEG MATERIALS NES	3 930	12 789	7 004	745 NONELEC MACHY, TOOLS NES	16 237	56 644	31 754
334 PETROLEUM PRODUCTS, REFIN	77 323	14 842	8 248	749 NONELEC MACH PTS, ACC NES	47 144	92 431	51 850
335 RESIDUAL PETRLM PROD NES	14 534	1 995	1 115	751-OFFICE MACHINES	841	5 378	3 010
411 ANIMAL OILS AND FATS	1 492	362	206	752 AUTOMATIC DATA PROC EQUIP	3 855	61 643	34 343
424 FIXED VEG OIL NONSOFT	3 261	516	344	759 OFFICE & ADP MCH PTS, ACC	363	4 907	2 743
431 PROCESD ANML VEG OIL, ETC	12 388	4 165	2 300	761 TELEVISION RECEIVERS	2 106	6 675	3 730
511 HYDROCARBONS NES, DERIVS	18 437	4 373	2 436	762 RADIO BROADCAST RECEIVRS	2 072	10 289	5 711
512 ALCOHOLS, PHENOLS, ETC	199 007	30 312	16 940	763 SOUND RECORDRS, PHONOGRPH	613	7 897	4 407
513 ORGANIC ACIDS, ETC	248 770	43 075	23 938	764 TELECOM EQPT, PTS, ACC NES	9 304	148 628	83 677
514 NITROGEN-FUNCTN COMPOUNDS	84 086	37 990	21 223	771 ELECTRIC POWER MACHY NES	3 949	15 876	8 877
515 ORG-INORG COMPOUNDS ETC	16 363	44 565	24 883	772 SWITCHGEAR ETC & PTS NES	12 815	82 250	46 143
516 OTHER ORGANIC CHEMICALS	36 420	12 638	7 062	773 ELECTR DISTRIBUTING MACH	7 058	10 600	6 052
522 INORG ELEMNTS, OXIDES, ETC	68 031	16 525	9 210	774 ELECTRO-MEDCL, XRAY EQUIP	1 852	21 345	11 734
523 OTH INORGANIC CHEMICALS	177 569	28 169	15 631	775 HOUSEHOLD TYPE EQUIP NES	35 487	58 099	32 532
524 RADIOACTIVE ETC MATERIAL		306	168	776 TRANSISTORS, VALVES, ETC	13 449	38 697	21 687
531 SVNT DYE, NAT INDOGO, LAKES	35 320	80 628	45 060	778 ELECTRICAL MACHINERY NES	62 663	66 176	36 810
532 DYES NES, TANNING PRODS	7 250	2 102	1 174	781 PASS MOTOR VEH EXC BUSES	26 798	63 876	36 034
533 PIGMENTS, PAINTS, ETC	79 746	45 041	25 129	782 LORRIES, SPCL MTR VEH NES	47 601	72 138	40 658
541 MEDICINAL ETC PRODUCTS	5 411	57 358	31 836	783 ROAD MOTOR VEHICLES NES	5 230	8 397	4 755
551 ESSENTL OIL, PERFUME, ETC	2 364	5 412	3 005	784 MOTOR VEHCL PTS, ACC NES	61 245	140 786	78 822
553 PERFUMERY, COSMETICS, ETC	1 060	2 401	1 329	785 MOTOR & OTHER CYCLES ETC	415	496	275
554 SOAPS, CLEANING ETC PREPS	49 830	14 648	8 184	786 VEH NES NONMOTR, TRAILERS	1 123	1 274	703
562 FERTILIZERS MANUFACTURED	393 439	9 569	5 269	791 RAILWAY VEHICLES	4 104	7 392	4 114
572 EXPLOSIVES, PYROTECH PROD	412	932	514	792 AIRCRAFT	355	12 723	7 140
582 PROD OF CONDENSATION ETC	157 834	50 302	28 150	793 SHIPS AND BOATS	132 385	5 238	2 975
583 PROD OF POLYMERIZING ETC	193 390	48 788	27 292	801 INDUSTRIAL PLANT, CHAP 90	207	5 472	3 052
584 CELLULOSE DERIVATIVES ETC	16 092	10 833	6 037	812 PLUMBG, HEATNG, LGHTNG EQU	707	2 392	1 331
585 PLASTIC MATERIALS NES	12 222	3 621	2 021	821 FURNITURE	2 966	4 493	2 518
591 PESTICIDES, DISINFECTANTS	9 380	10 308	5 740	831 TRAVEL GOODS, HANDBAGS	61	291	159
592 STARCH, INULIN, GLUTEN, ETC	25 368	3 489	1 942	842 MENS OUTERWEAR NOT KNIT	67	448	248
598 MISC CHEMICAL PRODS NES	218 097	63 065	35 307	843 WOMENS OUTERWEAR NONKNIT	156	955	532
605 INDUSTRIAL PLANT, CHAP 73	3 549	12 376	6 771	845 OUTERWEAR KNIT NONELASTC	238	1 237	703
611 LEATHER	1 414	9 469	5 308	846 UNDERWEAR KNITTED	29	274	152
612 LEATHER ETC MANUFACTURES	405	2 011	1 120	847 TXLT CLTHNG ACCESSRYS NES	376	1 786	1 009
613 FUR SKINS TANNED, DRESSED	371	7 168	4 008	848 HEADGEAR, NONTXLT CLOTHNG	432	2 673	1 495
621 MATERIALS OF RUBBER	3 735	5 231	2 908	851 FOOTWEAR	309	338	179
625 RUBBER TYRES, TUBES	3 278	2 310	1 302	871 OPTICAL INSTRUMENTS	192	5 818	3 242
628 RUBBER ARTICLES NES	5 335	9 538	5 331	872 MEDICAL INSTRUMENTS NES	5 512	26 646	14 833
634 VENEERS, PLYWOOD, ETC	6 431	1 702	864	873 METERS & COUNTERS NES	1 393	2 104	1 174
635 WOOD MANUFACTURES NES	3 345	1 364	766	874 MEASURING, CONTROLNG INSTR	3 775	64 276	35 953
641 PAPER AND PAPERBOARD	52 480	22 146	12 399	881 PHOTO APPAR & EQUIPT NES	624	5 546	3 107
642 ARTICLES OF PAPER ETC	6 200	3 908	2 191	882 PHOTO, CINEMA SUPPLIES	9 674	17 486	9 706
651 TEXTILE YARN AND THREAD	83 340	55 875	31 214	884 OPTICAL GOODS NES	46	2 677	1 491
652 COTTON FABRICS, WOVEN	9 246	20 043	11 213	885 WATCHES AND CLOCKS	710	13 841	7 742
653 WOVN MAN-MADE FIB FABRIC	9 454	26 476	14 863	892 PRINTED MATTER	6 397	19 547	10 854
654 OTH WOVEN TEXTILE FABRIC	3 054	11 556	6 413	893 ARTICLES OF PLASTIC NES	12 394	15 120	8 509
655 KNIT ETC FABRICS	2 757	2 689	1 481	894 TOYS, SPORTING GOODS, ETC	1 413	2 550	1 426
656 LACE, RIBBONS, TULLE, ETC	535	2 809	1 582	895 OFFICE SUPPLIES NES	2 411	8 794	4 917
657 SPECIAL TEXTILE ETC PROD	4 780	12 405	6 985	896 WORKS OF ART ETC	1	972	573
658 TEXTILE ARTICLES NES	259	867	482	897 GOLD, SILVER WARE, JEWELRY	110	1 025	575
659 FLOOR COVERINGS ETC	880	1 417	786	898 MUSICAL INSTRUMENTS, PTS	3 263	10 306	5 748
661 CEMENT ETC BUILDING PROD	110	67	38	899 OTHER MANUFACTURED GOODS	5 724	20 505	11 457
662 CLAY, REFRACTORY BLDG PROD	120 721	23 836	13 338	951 WAR FIREARMS, AMMUNITION	1	110	59
663 OTH NONMETAL MINERAL MFS	71 308	30 011	16 748	971 GOLD, NON MONETARY NES	6	3 497	1 939
664 GLASS	21 056	10 773	6 046				
665 GLASSWARE	5 292	2 950	1 651	SOVIET UNION			
666 POTTERY	2 313	2 142	1 190	IMPORTS	233 834 751	7 260 558	4 049 817
667 PEARL, PREC-, SEMI-P STONE				001 LIVE ANIMALS	1 144	651	365
671 PIG IRON ETC	35 412	2 467	1 378	034 FISH FRESH, CHILLED, FROZN	1 541	652	365
672 IRON, STL PRIMARY FORMS	843 602	47 391	26 693	036 SHELL FISH FRESH, FROZEN	347	62	35
673 IRON AND STEEL SHAPES	143 776	17 309	9 638	037 FISH ETC PREPD PRSVD NES	1 427	11 602	6 560
674 IRN, STL UNIV, PLATE, SHEET	829 756	79 059	44 510	054 VEG ETC FRSH, SMPLY PRSVD	7 899	1 714	953
675 IRON, STEEL HOOP, STRIP	100 786	15 323	8 716	056 VEGTBLES ETC PRSVD, PREPD	14 601	1 509	833
676 RAILWAY RAILS ETC IRN, STL	1 208	194	106	057 FRUIT, NUTS, FRESH, DRIED	24 140	4 160	2 355
677 IRN, STL WIRE EXCL W ROD	6 334	2 769	1 542	058 FRUIT PRESERVED, PREPARED	41 302	5 656	3 214
678 IRON, STL TUBES, PIPES, ETC	495 120	71 397	39 569	061 SUGAR AND HONEY	72 226	9 226	5 200
679 IRN, STL CASTINGS UNWORKE	1 010	514	297	074 TEA AND MATE	1 644	424	238
681 SILVER, PLATINUM, ETC	86	3 726	2 068	081 FEEDING STUFF FOR ANIMLS	1 291	54	30
682 COPPER EXC CEMENT COPPER	114 648	46 741	26 246	111 NON-ALCOHL BEVERAGES NES	251	90	47
683 NICKEL	551	1 204	678	112 ALCOHOLIC BEVERAGES	58 089	33 287	18 943
684 ALUMINIUM	58 465	23 440	13 137	121 TOBACCO UNMNFCTRD, REFUSE	299	302	166
685 LEAD	9 496	1 036	595	211 HIDES, SKINS, UNDRESSED	9 426	2 249	1 247
686 ZINC	19 015	2 965	1 652	212 FUR SKINS UNDRESSED	1 244	44 435	24 522
687 TUN	70	116	63	223 SEEDS FOR OTH FIXED OILS	6 490	481	269
689 NON-FER BASE METALS NES	81	359	198	233 RUBBER, SYNTHETIC, RECLAIMD	106 749	19 339	10 793
691 STRUCTURES AND PARTS NES	40 951	23 141	12 888	247 OTH WOOD ROUGH, SQUARED	34 244	607	331
692 METAL TANKS, BOXES, ETC	1 759	1 807	995	248 WOOD SHAPED	3 318 657	190 382	106 405
693 WIRE PRODUCTS NON ELECTR	8 945	7 205	4 005	251 PULP AND WASTE PAPER	874 802	73 894	41 224
694 STL, COPPR NAILS, NUTS, ETC	2 452	3 531	1 989	261 SILK	2 557	1 754	992
695 TOOLS	4 245	20 280	11 352	263 COTTON	450 504	96 205	53 668
696 CUTLERY	701	2 739	1 533	266 SYNTHETIC FIBRE TO SPIN	19 367	4 842	2 669
697 BASE MTL HOUSEHOLD EQUIP	4 885	5 499	3 094	267 OTHER MAN-MADE FIBRES	64 308	4 016	2 274
699 OTHER METAL MANUFACTURES	15 026	19 491	10 928	268 WOOL(EXC TOPS), ANML HAIR	12 869	4 888	2 794
700 INDUSTRIAL PLANT, CHAP 84	37 876	184 570	101 038	269 WASTE OF TEXTILE FABRICS	546	74	41
703 INDUSTRIAL PLANT, CHAP 85	8 224	67 577	37 887	271 FERTILIZERS, CRUDE			
711 STEAM BOILERS & AUX PLNT	97 414	100 798	55 958	273 STONE, SAND AND GRAVEL	17 350	402	225
712 STEAM ENGINES, TURBINES	73	1 581	881	277 NATURAL ABRASIVES NES		295	163
713 INTRNL COMBUS PISTN ENGN	26 793	61 955	34 859	278 OTHER CRUDE MINERALS	260 028	6 061	3 354
714 ENGINES & MOTORS NES	32	5 377	2 942	281 IRON ORE, CONCENTRATES	659 140	2 180	1 194
716 ROTATING ELECTRIC PLANT	14 157	34 970	19 370	282 IRON AND STEEL SCRAP	1 672 565	23 518	13 038
718 OTH POWER GENERATG MACHY	4 065	7 910	4 424	287 BASE METAL ORES, CONC NES	9 245	592	338
721 AGRIC MACHY, EXC TRACTORS	4 451	6 398	3 533	288 NONFERR METAL SCRAP NES	152 758	17 179	9 654
722 TRACTORS NON-ROAD	1 589	3 377	1 850	289 PREC METAL ORE, WASTE NES	11	104	56
723 CIVIL ENGINEERG EQUIP ETC	59 984	63 602	35 812	291 CRUDE ANIMAL MTRIALS NES	119 296	10 195	5 693
724 TEXTILE, LEATHER MACHNRY	91 374	229 498	128 579	292 CRUDE VEG MATERIALS NES	4 872	1 995	1 122
725 PAPER ETC MILL MACHINERY	4 539	18 550	10 417	293 COAL, LIGNITE, PEAT	3 991 899	37 426	20 701
726 PRINTG, BKBINDG MACHY, PTS	7 410	15 191	8 595	333 CRUDE PETROLEUM	48 163 261	1 168 808	649 418
727 FOOD MACHRY NON-DOMESTIC	7 269	19 374	10 850				
728 OTH MACHY FOR SPCL INDUS	69 661	132 146	73 607				

7 IMPORTS AND EXPORTS (SPECIAL TRADE) BY COUNTRIES OF PRODUCTION AND CONSUMPTION AND BY GROUPS OF THE SITC-REV. II 1987

GROUP DESCRIPTION	DT * 100 KG	1 000 DM	1 000 \$	GROUP DESCRIPTION	DT * 100 KG	1 000 DM	1 000 \$
334 PETROLEUM PRODUCTS, REFIN	49 567 023	1 470 085	815 050	897 GOLD, SILVER WARE, JEWELRY	6	9 380	5 499
335 RESIDUAL PETRLM PROD NES	1 739 506	41 704	23 171	898 MUSICAL INSTRUMENTS, PTS	220	305	171
411 ANIMAL OILS AND FATS	2 663	364	208	899 OTHER MANUFACTURED GOODS	75	542	302
423 FIXED VEG OILS, SOFT	17 466	1 083	592	951 WAR FIREARMS, AMMUNITION	48	279	154
431 PROCESD ANML VEG OIL, ETC	1 448	560	308	961 COIN NONGOLD, NONCURRENT	6	187	106
511 HYDROCARBONS NES, DERIVS	579 207	39 492	21 943	971 GOLD, NON MONETARY NES	36	92 271	51 449
512 ALCOHOLS, PHENOLS, ETC	1 190 145	29 351	16 512	972 GOLD COIN		456	249
513 ORGANIC ACIDS, ETC	25 283	3 428	1 516				
514 NITROGEN-FUNCT COMPOUNDS	856	619	335	EXPORTS	49 222 240	7 845 575	4 378 889
515 DRG-INORG COMPOUNDS ETC	1 312	1 739	976	001 LIVE ANIMALS	24 638	11 593	6 564
516 OTHER ORGANIC CHEMICALS	6 887	816	452	011 MEAT FRESH, CHILLO, FROZEN	224	56	31
522 INORG ELEMNTS, OXIDES, ETC	72 062	8 387	4 666	022 MILK AND CREAM	12 934	6 599	3 668
523 OTHR INORGANIC CHEMICALS	100 878	10 920	6 106	023 BUTTER	1 280 902	81 028	45 249
524 RADIOACTIVE ETC MATERIAL	3 124	261 222	145 328	041 WHEAT ETC UNMILLED	9 241 241	139 408	76 522
531 SYNT DYE, NAT INDGO, LAKES	141	400	232	043 BARLEY UNMILLED	2 125 736	24 008	13 465
541 MEDICINAL ETC PRODUCTS	1 945	23 532	13 073	044 MAIZE UNMILLED		789	147
551 ESSENTL OIL, PERFUME, ETC	420	1 199	657	045 CEREALS NES UNMILLED	1 492	127	69
582 PROD OF CONDENSATION ETC	2 172	349	197	054 VEG ETC FRSH, SMPLY PRSVD	630	169	92
583 PROD OF POLYMERIZING ETC	138 409	14 098	7 748	058 FRUIT PRESERVED, PREPARED	121	150	85
591 PESTICIDES, DISINFECTANTS	405	84	46	071 COFFEE AND SUBSTITUTES	204	494	271
592 STARCH, INULIN, GLUTEN, ETC	9 170	2 944	1 662	073 CHOCOLATE AND PRODUCTS	1 345	1 714	1 047
598 MISC CHEMICAL PRODS NES	28 369	2 329	1 302	081 FEEDING STUFF FOR ANIMLS	4 848 480	169 946	93 522
611 LEATHER	1 338	1 452	843	098 EDIBLE PRODUCTS, PREPS NES		127	125
613 FUR SKINS TANNED, DRESSED	490	5 967	3 399	111 NON-ALCOHL BEVERAGES NES	5 613	709	394
621 MATERIALS OF RUBBER	6 158	690	381	112 ALCOHOLIC BEVERAGES	5 095	1 004	555
625 RUBBER TYRES, TUBES	575	426	253	122 TOBACCO MFRS	682	1 786	1 027
634 VENEERS, PLYWOOD, ETC	127 251	11 289	6 237	222 SEEDS FOR SOFT/FIXED OIL	53 675	3 946	2 179
635 WOOD MANUFACTURES NES	13 143	2 316	1 292	233 RUBBER, SYNTHETIC, RECLAIMD	15 953	4 620	2 544
641 PAPER AND PAPERBOARD	712 828	43 741	24 322	247 OTH WOOD ROUGH, SQUARED	866	255	139
642 ARTICLES OF PAPER ETC	295	522	288	248 WOOD SHAPED	2 063	742	415
651 TEXTILE YARN AND THREAD	1 394	461	251	263 COTTON	5 570	899	494
652 COTTON FABRICS, WOVEN	14 196	7 731	4 379	266 SYNTHETIC FIBRE TO SPIN	182 315	87 334	48 467
653 WOVN MAN-MADE FIB FABRIC	5 494	3 741	2 106	267 OTHER MAN-MADE FIBRES	4 603	1 977	1 108
654 OTH WOVEN TEXTILE FABRIC	149	165	92	273 STONE, SAND AND GRAVEL	11 339	231	127
658 TEXTILE ARTICLES NES	3 422	2 486	1 461	278 OTHER CRUDE MINERALS	13 253	3 537	1 944
659 FLOOR COVERINGS ETC	2 606	26 123	14 748	292 CRUDE VEG MATERIALS NES	6 005	8 409	4 623
663 OTH NONMETAL MINERAL MFS	53	76	43	334 PETROLEUM PRODUCTS, REFIN	71 183	17 100	9 468
664 GLASS	64 580	3 110	1 747	335 RESIDUAL PETRLM PROD NES	49 284	2 617	1 441
665 GLASSWARE	3 195	1 305	735	423 FIXED VEG OILS, SOFT	133 502	10 103	5 466
666 POTTERY	4 952	985	551	431 PROCESD ANML VEG OIL, ETC	33 464	9 520	5 218
667 PEARL, PREC-, SEMI-P STONE				511 HYDROCARBONS NES, DERIVS	226 742	17 691	9 965
671 PIG IRON ETC	466 942	40 086	22 342	512 ALCOHOLS, PHENOLS, ETC	134 294	34 893	19 307
672 IRON, STL PRIMARY FORMS	352 760	18 674	10 322	513 ORGANIC ACIDS, ETC	142 006	35 454	19 730
673 IRON AND STEEL SHAPES	10 878	695	384	514 NITROGEN-FUNCT COMPOUNDS	171 178	100 558	55 946
674 IRN, STL UNIV, PLATE, SHEET	285 866	16 983	9 396	515 DRG-INORG COMPOUNDS ETC	62 424	108 408	59 521
677 IRN, STL WIRE EXCL W ROD	21 362	1 269	709	516 OTHER ORGANIC CHEMICALS	127 683	27 315	15 283
678 IRON, STL TUBES, PIPES, ETC	92 513	6 112	3 433	522 INORG ELEMNTS, OXIDES, ETC	360 124	55 726	31 140
679 IRN, STL CASTINGS UNWORKE	9 400	609	335	523 OTHR INORGANIC CHEMICALS	42 152	4 427	2 465
681 SILVER, PLATINUM, ETC	95	111 485	62 643	524 RADIOACTIVE ETC MATERIAL	1 442	14 314	8 589
682 COPPER EXC CEMENT COPPER	298 190	87 807	49 225	531 SYNT DYE, NAT INDGO, LAKES	41 810	70 727	39 205
683 NICKEL	229 477	187 962	105 667	532 DYES NES, TANNING PRODS	15 594	4 116	2 254
684 ALUMINIUM	34 674	8 796	4 928	533 PIGMENTS, PAINTS, ETC	146 592	93 422	52 016
687 TIN	748	797	442	541 MEDICINAL ETC PRODUCTS	2 307	14 325	7 969
689 NON-FER BASE METALS NES	5 887	3 678	2 066	542 ESSENTL OIL, PERFUME, ETC	1 550	14 108	7 892
692 METAL TANKS, BOXES, ETC	1 803	277	158	553 PERFUMERY, COSMETICS, ETC	3 466	2 314	1 385
694 STL, COPPR NAILS, NUTS, ETC	782	129	74	554 SOAPS, CLEANING ETC PREPS	161 864	54 340	30 067
695 TOOLS	5 536	2 782	1 534	562 FERTILIZERS MANUFACTURED	56 047	4 255	2 352
697 BASE MTL HOUSEHOLD EQUIP	116	52	32	582 PROD OF CONDENSATION ETC	287 959	161 023	89 411
699 OTHER METAL MANUFACTURES	5 468	1 861	1 029	583 PROD OF POLYMERIZING ETC	630 293	182 043	100 958
713 INTRNL COMBUS PISTN ENGN	745	625	352	584 CELLULOSE DERIVATIVES ETC	54 464	24 246	13 582
716 ROTATING ELECTRIC PLANT	1 999	901	497	585 PLASTIC MATERIALS NES	31 419	10 354	5 746
721 AGRIC MACHY, EXC TRACTORS	85	202	112	591 PESTICIDES, DISINFECTANTS	52 452	140 871	77 486
722 TRACTORS NON-ROAD	2 840	905	491	592 STARCH, INULIN, GLUTEN, ETC	34 390	11 425	6 278
723 CIVIL ENGINEER EQUIP ETC	3 001	3 686	2 057	598 MISC CHEMICAL PRODS NES	476 442	137 739	76 775
724 TEXTILE, LEATHER MACHNRY	600	811	457	605 INDUSTRIAL PLANT, CHAP 73	5 952	16 676	9 190
726 PRINTG, BKBNNG MACHY, PTS	290	289	156	612 LEATHER ETC MANUFACTURES	3 187	4 517	2 533
727 FOOD MACHRY NON-DOMESTIC	97	102	58	621 MATERIALS OF RUBBER	6 649	5 994	3 332
728 OTH MACHY FOR SPCL INDUS	25 131	6 661	3 692	625 RUBBER TYRES, TUBES	5 228	3 155	1 740
736 MACHINE TOOLS FOR METAL	14 998	11 286	6 209	628 RUBBER ARTICLES NES	7 771	12 619	7 133
737 METALWORKING MACHNRY NES	1 118	466	255	633 CORK MANUFACTURES	98	75	42
742 PUMPS FOR LIQUIDS ETC	179	313	169	634 VENEERS, PLYWOOD, ETC	19 697	3 816	2 098
743 PUMPS NES, CENTRIFUGES ETC	224	523	291	635 WOOD MANUFACTURES NES	1 042	739	405
744 MECHANICAL HANDLING EQU	749	597	339	641 PAPER AND PAPERBOARD	332 124	101 981	56 606
745 NONELEC MACHY, TOOLS NES	310	297	166	642 ARTICLES OF PAPER ETC	31 510	11 456	6 365
749 NONELEC MACH PTS, ACC NES	13 107	7 895	4 384	651 TEXTILE YARN AND THREAD	164 679	166 910	92 946
752 AUTOMTIC DATA PROC EQUIP		168	96	652 COTTON FABRICS, WOVEN	1 761	3 307	1 895
761 TELEVISION RECEIVERS	5 413	9 562	5 414	653 WOVN MAN-MADE FIB FABRIC	14 852	33 836	18 867
762 RADIO BROADCAST RECEIVRS	504	441	247	654 OTH WOVEN TEXTILE FABRIC	236	107	58
764 TELECOM EQPT, PTS, ACC NES	204	175	101	655 KNIT ETC FABRICS	4 040	12 380	6 832
771 ELECTRIC POWER MACHY NES	588	315	191	656 LACE, RIBBONS, TULLE, ETC	99	314	177
772 SWITCHGEAR ETC & PTS NES	3	172	93	657 SPECIAL TEXTILE ETC PROD	11 190	21 435	12 073
774 ELECTRO-MEDCL, XRAY EQUIP	11	138	75	658 TEXTILE ARTICLES NES	2 846	2 006	1 207
775 HOUSEHOLD TYPE EQUIP NES	22 840	8 303	4 587	662 CLAY, REFRACTORY BLDG PRD	21 625	7 460	4 114
776 TRANSISTORS, VALVES, ETC	91	218	121	663 OTH NONMETAL MINERAL MFS	22 015	14 385	8 016
778 ELECTRICAL MACHINERY NES	10 347	3 586	1 987	664 GLASS	3 389	4 756	2 604
781 PASS MOTOR VEH EXC BUSES	121 290	60 980	34 052	665 GLASSWARE	149	503	289
782 LORRIES, SPCL MTR VEH NES	447	323	177	666 POTTERY	128	170	91
784 MOTOR VEHCL PTS, ACC NES	3 332	2 985	1 664	671 PIG IRON ETC	901	312	173
785 MOTOR & OTHER CYCLES ETC	388	241	134	672 IRON, STL PRIMARY FORMS	682 430	41 802	22 817
786 VEH NES NONMOTR, TRAILERS	4 375	102	62	673 IRON AND STEEL SHAPES	381 893	29 740	16 393
792 AIRCRAFT	64	123	67	674 IRN, STL UNIV, PLATE, SHEET	9 957 168	672 283	377 556
793 SHIPS AND BOATS	398 627	5 915	3 283	675 IRON, STEEL HOOP, STRIP	1 282 654	202 945	113 058
821 FURNITURE	94 289	23 506	13 152	677 IRN, STL WIRE EXCL W ROD	5 934	1 600	900
846 UNDERWEAR KNITTED	63	63	38	678 IRON, STL TUBES, PIPES, ETC	13 830 543	1 305 894	726 258
848 HEADGEAR, NONXTL CLOTHNG	18	327	178	679 IRN, STL CASTINGS UNWORKE	4 898	1 101	629
851 FOOTWEAR	2 340	2 936	1 622	681 SILVER, PLATINUM, ETC		94	57
871 OPTICAL INSTRUMENTS	588	1 746	978	682 COPPER EXC CEMENT COPPER	28 534	44 700	24 777
873 METERS & COUNTERS NES	92	150	86	683 NICKEL	1	67	38
874 MEASURING, CONTROLLING INSTR	219	1 906	1 059	684 ALUMINIUM	6 974	5 127	2 884
881 PHOTO APPAR & EQUIPT NES	14	57	33	685 LEAD	4 651	1 005	598
883 DEVELOPED CINEMA FILM	6	139	78	691 STRUCTURES AND PARTS NES	21 877	19 705	11 246
885 WATCHES AND CLOCKS	625	562	316	692 METAL TANKS, BOXES, ETC	12 552	4 148	2 313
892 PRINTED MATTER	1 116	887	489				
894 TOYS, SPORTING GOODS, ETC	2 142	1 893	1 071				
896 WORKS OF ART ETC	421	2 735	1 532				

7 IMPORTS AND EXPORTS (SPECIAL TRADE) BY COUNTRIES OF PRODUCTION AND CONSUMPTION AND BY GROUPS OF THE SITC-REV. II 1987

GROUP DESCRIPTION	DT = 100 KG	1 000 DM	1 000 \$	GROUP DESCRIPTION	DT = 100 KG	1 000 DM	1 000 \$
693 WIRE PRODUCTS NON ELECTR	7 556	6 241	3 464	222 SEEDS FOR SOFT FIXED OIL	1 182 245	31 260	17 556
694 STL COPPR NAILS,NUTS,ETC	608	758	420	223 SEEDS FOR OTH FIXED OILS	6 452	437	254
695 TOOLS	2 640	29 277	16 416	233 RUBBER, SYNTHETIC, RECLAIMD	73 127	7 706	4 303
696 CUTLERY	6	207	119	245 FUEL WOOD NES, CHARCOAL	71 284	3 025	1 692
697 BASE MTL HOUSEHOLD EQUIP	130	219	114	246 PULPMWOOD, CHIPS, WOODWASTE	1 209 746	4 932	2 752
699 OTHER METAL MANUFACTURES	96 971	23 185	12 974	247 OTH WOOD ROUGH, SQUARED	290 114	5 992	3 327
700 INDUSTRIAL PLANT, CHAP 84	85 980	439 145	246 857	248 WOOD SHAPED	1 082 331	41 142	22 955
703 INDUSTRIAL PLANT, CHAP 85	4 529	20 942	11 595	251 PULP AND WASTE PAPER	90 354	9 013	5 007
711 STEAM BOILERS & AUX PLNT	295	553	301	263 COTTON	9 949	386	217
712 STEAM ENGINES, TURBINES	18	402	220	266 SYNTHETIC FIBRE TO SPIN	655	105	57
713 INTRNL COMBUS PISTN ENGN	15 063	85 888	48 081	267 OTHER MAN-MADE FIBRES	21 965	1 530	851
714 ENGINES & MOTORS NES	36	1 481	813	269 WASTE OF TEXTILE FABRICS	21 950	787	445
716 ROTATING ELECTRIC PLANT	7 148	25 251	14 198	273 STONE, SAND AND GRAVEL	2 494 484	1 893	1 064
718 OTH POWER GENERATG MACHY	252	1 836	1 031	274 SULPHUR ETC	288 895	2 383	1 306
721 AGRIC MACHY, EXC TRACTORS	1 988	3 991	2 227	278 OTHER CRUDE MINERALS	30 732	1 514	844
722 TRACTORS NON-ROAD	50	156	54	282 IRON AND STEEL SCRAP	1 469	90	52
723 CIVIL ENGINEERG EQUIP ETC	38 428	91 082	51 232	287 BASE METAL ORS, CONC NES	356 075	20 925	11 398
724 TEXTILE, LEATHER MACHNRY	18 108	134 411	75 626	288 NONFERR METAL SCRAP NES	39 458	5 286	3 010
725 PAPER ETC MILL MACHINERY	9 668	44 806	24 861	289 PREC METAL ORE, WASTE NES	51	2 001	1 113
726 PRINTG, BKBNDRG MACHY, PTS	5 449	36 813	20 606	291 CRUDE ANIMAL MTRIALS NES	74 049	24 604	13 789
727 FOOD MACHRY NON-DOMESTIC	1 555	11 416	6 500	292 CRUDE VEG MATERIALS NES	107 571	17 978	10 065
728 OTH MACHY FOR SPCL INDUS	51 566	231 880	129 550	322 COAL, LIGNITE, PEAT	21 924 380	204 752	115 183
736 MACHINE TOOLS FOR METAL	71 021	451 954	254 442	323 BRIQUETS, COKE, SEMI-COKE	374 995	6 312	3 507
737 METALWORKING MACHNRY NES	12 840	81 160	45 560	334 PETROLEUM PRODUCTS, REFIN	1 467 262	38 752	21 442
741 HEATING, COOLING EQUIPMNT	15 507	78 825	44 409	335 RESIDUAL PETRLM PROD NES	994 651	28 090	15 703
742 PUMPS FOR LIQUIDS ETC	7 203	32 651	18 101	411 ANIMAL OILS AND FATS	27 834	1 167	682
743 PUMPS NES, CENTRIFUGES ETC	16 275	64 777	36 445	423 FIXED VEG OILS, SOFT	110 112	6 695	3 791
744 MECHANICAL HANDLING EQU	37 171	75 905	42 113	431 PROCESD ANML VEG OIL, ETC	102 765	3 503	1 947
745 NONELEC MACHY, TOOLS NES	17 990	102 374	57 302	511 HYDROCARBONS NES, DERIVS	143 515	9 052	5 063
749 NONELEC MACH PTS ACC NES	17 553	75 018	41 871	512 ALCOHOLS, PHENOLS, ETC	86 101	8 437	4 705
751 OFFICE MACHINES	394	7 082	3 967	513 ORGANIC ACIDS, ETC	13 857	3 092	1 703
752 AUTOMTIC DATA PROC EQUIP	945	32 253	18 147	514 NITROGEN-FUNCTN COMPOUNDS	20 390	4 560	2 531
759 OFFICE & ADP MCH PTS, ACC	165	5 762	3 309	515 ORG-INORG COMPOUNDS ETC	19 208	6 052	3 350
761 TELEVISION RECEIVERS	137	954	545	516 OTHER ORGANIC CHEMICALS	15 143	4 144	2 324
762 RADIO BROADCAST RECEIVRS	181	951	524	522 INORG ELEMNTS, OXIDES, ETC	198 062	12 731	7 108
763 SOUND RECORDRS, PHONOGRPH	62	2 331	1 329	523 OTHR INORGANIC CHEMICALS	242 373	9 521	5 347
764 TELECOM EQPT, PTS, ACC NES	274	8 917	5 008	524 RADIOACTIVE ETC MATERIAL		56	33
771 ELECTRIC POWER MACHY NES	1 421	5 325	2 981	531 SYNT DYE, NAT INDGO, LAKES	566	793	439
772 SWITCHGEAR ETC & PTS NES	3 353	55 193	30 943	541 MEDICINAL ETC PRODUCTS	456	2 277	1 254
773 ELECTR DISTRIBUTING MACH	20 515	10 996	6 056	551 ESSENTL OIL, PERFUME, ETC	8 972	1 478	814
774 ELECTRO-MEDCL, XRAY EQUIP	1 290	35 466	20 093	554 SOAPS, CLEANING ETC PREPS	1 511	235	131
775 HOUSEHOLD TYPE EQUIP NES	767	2 069	1 153	562 FERTILIZERS MANUFACTURED	599 708	12 328	6 892
776 TRANSISTORS, VALVES, ETC	1 714	9 349	5 228	572 EXPLOSIVES, PYROTECH PROD	4 685	688	383
778 ELECTRICAL MACHINERY NES	131 917	95 004	53 114	582 PROD OF CONDENSATION ETC	246 558	11 712	6 581
781 PASS MOTOR VEH EXC BUSES	2 162	5 512	3 083	583 PROD OF POLYMERIZING ETC	96 333	10 590	5 925
782 LORRIES, SPCL MTR VEH NES	16 585	28 829	15 694	584 CELLULOSE DERIVATIVES ETC	411	153	84
783 ROAD MOTOR VEHICLES NES	1 277	2 904	1 599	591 PESTICIDES, DISINFECTANTS	1 193	366	197
784 MOTOR VEHCL PTS, ACC NES	7 043	25 893	14 386	592 STARCH, INULIN, GLUTEN, ETC	36 637	13 184	7 395
786 VEH NES NONMOTR, TRAILERS	5 237	4 385	2 443	598 MISC CHEMICAL PRODS NES	34 992	2 421	1 341
791 RAILWAY VEHICLES	2 625	1 651	939	611 LEATHER	3 957	1 102	612
793 SHIPS AND BOATS	4	172	105	612 LEATHER ETC MANUFACTURES	1 530	5 906	3 311
801 INDUSTRIAL PLANT, CHAP 90	3 655	16 282	8 968	613 FUR SKINS TANNED, DRESSED	63	564	319
812 PLUMBING, HEATING, LGHTNG EQU	1 014	1 401	788	621 MATERIALS OF RUBBER	15 584	3 211	1 783
821 FURNITURE	3 228	8 923	5 116	625 RUBBER TYRES, TUBES	13 377	3 859	2 135
831 TRAVEL GOODS, HANDBAGS	68	211	119	628 RUBBER ARTICLES NES	712	422	236
842 MENS OUTERWEAR NOT KNIT	10	180	100	634 VENEERS, PLYWOOD, ETC	77 746	5 428	3 029
843 WOMENS OUTERWEAR NONKNIT	655	5 465	3 020	635 WOOD MANUFACTURES NES	305 620	19 137	10 667
845 OUTERWEAR KNIT NONELASTC	48	946	517	641 PAPER AND PAPERBOARD	222 010	17 644	9 820
846 UNDERWEAR KNITTED	9	178	90	642 ARTICLES OF PAPER ETC	2 183	215	122
847 TXTL CLTHNG ACCESSRYS NES	59	288	166	651 TEXTILE YARN AND THREAD	1 416	1 064	593
848 HEADGEAR, NONTXL CLOTHING	78	3 026	1 697	652 COTTON FABRICS, WOVEN	3 491	3 776	2 109
851 FOOTWEAR	26 862	112 766	63 892	653 MOVN MAN-MADE FIB FABRIC	1 559	1 740	967
871 OPTICAL INSTRUMENTS	856	39 183	22 457	654 OTH WOVEN TEXTILE FABRIC	1 523	2 493	1 389
872 MEDICAL INSTRUMENTS NES	752	20 205	11 476	655 KNIT ETC FABRICS	1 983	1 506	835
873 METERS & COUNTERS NES	456	3 179	1 733	656 LACE, RIBBONS, TULLE, ETC	419	706	389
874 MEASURING, CONTROLLNG INSTR	8 206	177 492	99 273	657 SPECIAL TEXTILE ETC PROD	1 172	806	449
881 PHOTO APPAR & EQUIPT NES	802	17 264	9 599	658 TEXTILE ARTICLES NES	11 030	10 905	6 123
882 PHOTO, CINEMA SUPPLIES	3 522	10 584	5 861	659 FLOOR COVERINGS ETC	2 969	1 099	621
884 OPTICAL GOODS NES	4	1 093	612	661 CEMENT ETC BUILDING PROD	1 882 654	15 031	8 429
885 WATCHES AND CLOCKS	5	91	49	662 CLAY, REFRACTORY BLDG PRD	14 581	710	397
892 PRINTED MATTER	15 032	49 455	27 571	663 OTH NONMETAL MINERAL MFS	56 249	3 272	1 830
893 ARTICLES OF PLASTIC NES	67 378	35 020	19 684	664 GLASS	197 048	10 698	5 970
894 TOYS, SPORTING GOODS, ETC	209	1 322	729	665 GLASSWARE	163 404	13 542	7 598
895 OFFICE SUPPLIES NES	332	1 587	891	666 POTTERY	5 349	1 594	883
896 WORKS OF ART ETC	12	268	157	671 PIG IRON ETC	17 500	907	512
897 GOLD, SILVER WARE, JEWELRY		595	324	672 IRON, STL PRIMARY FORMS	41 258	1 774	1 002
898 MUSICAL INSTRUMENTS, PTS	4 703	26 323	14 739	673 IRON AND STEEL SHAPES	1 202 872	57 658	32 424
899 OTHER MANUFACTURED GOODS	618	1 780	1 016	674 IRN, STL UNIV, PLATE, SHEET	210 109	13 975	7 668
				676 RAILWAY RAILS ETC IRN, STL	34 551	1 633	914
				677 IRN, STL WIRE EXCL W ROD	90 815	5 435	3 022
				678 IRON, STL TUBES, PIPES, ETC	90 693	10 526	5 868
				679 IRN, STL CASTINGS UNWORKE	54 961	4 897	2 720
				681 SILVER, PLATINUM, ETC	992	41 281	23 136
				682 COPPER EXC CEMENT COPPER	1 017 315	308 118	172 904
				683 NICKEL	255	246	136
				684 ALUMINIUM	4 404	2 464	1 381
				686 ZINC	10 963	2 011	1 111
				691 STRUCTURES AND PARTS NES	200 985	22 164	12 396
				692 METAL TANKS, BOXES, ETC	10 954	2 933	1 642
				693 WIRE PRODUCTS NON ELECTR	29 359	4 694	2 635
				694 STL, COPPR NAILS, NUTS, ETC	112 389	12 814	7 129
				695 TOOLS	13 329	8 790	4 900
				696 CUTLERY	92	78	42
				697 BASE MTL HOUSEHOLD EQUIP	9 217	3 265	1 829
				699 OTHER METAL MANUFACTURES	165 736	23 775	13 302
				711 STEAM BOILERS & AUX PLNT	3 999	1 263	700
				713 INTRNL COMBUS PISTN ENGN	4 781	4 467	2 478
				716 ROTATING ELECTRIC PLANT	11 273	6 959	3 915
				721 AGRIC MACHY, EXC TRACTORS	23 281	2 928	1 622
				723 CIVIL ENGINEERG EQUIP ETC	17 318	5 065	2 825
				724 TEXTILE, LEATHER MACHNRY	9 328	3 426	1 916
				726 PRINTG, BKBNDRG MACHY, PTS	142	221	112
				727 FOOD MACHRY NON-DOMESTIC	2 058	3 087	1 712
				728 OTH MACHY FOR SPCL INDUS	8 726	3 756	2 100
				736 MACHINE TOOLS FOR METAL	14 378	12 011	6 680
POLAND							
IMPORTS	44 475 956	2 477 134	1 386 333				
001 LIVE ANIMALS	116 588	36 833	20 490				
011 MEAT FRESH, CHILLO, FROZEN	227 052	143 471	82 814				
014 MEAT PREPD, PRSVD, NES ETC	85 664	30 768	17 057				
034 FISH FRESH, CHILLED, FROZN	223 242	64 273	36 160				
035 FISH SALTED, DRIED, SMOKE	217	305	182				
036 SHELL FISH FRESH, FROZEN	1 263	573	317				
045 CEREALS NES UNMILLED	4 526	229	126				
048 CEREAL ETC PREPARATIONS	15 398	1 445	803				
054 VEG ETC FRSH, SMPLY PRSVD	815 499	64 765	36 282				
056 VEGTBLES ETC PRSVD, PREPD	27 414	3 684	2 080				
057 FRUIT, NUTS, FRESH, DRIED	86 516	11 823	6 409				
068 FRUIT PRESERVED, PREPARED	565 301	91 033	50 509				
061 SUGAR AND HONEY	180 982	5 855	3 284				
062 SUGAR PREPS NON-COCOA	3 551	957	542				
072 COCOA	23 969	21 415	11 929				
073 CHOCOLATE AND PRODUCTS	13 242	2 858	1 585				
075 SPICES	12 673	2 493	1 403				
081 FEEDING STUFF FOR ANIMLS	188 047	5 167	3 020				
112 ALCOHOLIC BEVERAGES	7 995	3 387	1 890				
121 TOBACCO UNMNFCTRD, REFUSE	2 969	1 039	571				
211 HIDES, SKINS, UNDRRESSED	26 475	793	446				
212 FUR SKINS UNDRRESSED	600	14 006	7 734				

7 IMPORTS AND EXPORTS (SPECIAL TRADE) BY COUNTRIES OF PRODUCTION AND CONSUMPTION AND BY GROUPS OF THE SITC-REV. II 1987

GROUP DESCRIPTION	DT = 100 KG	1 000 DM	1 000 \$	GROUP DESCRIPTION	DT = 100 KG	1 000 DM	1 000 \$
737 METALWORKING MACHNRY NES	3 069	826		455 273 STONE,SAND AND GRAVEL	12 006	261	143
741 HEATING,COOLING EQUIPMNT	862	1 022		585 277 NATURAL ABRASIVES NES	49	234	133
742 PUMPS FOR LIQUIDS ETC	4 216	741		416 278 OTHER CRUDE MINERALS	36 702	1 612	908
743 PUMPS NES,CENTRIFUGES ETC	32 068	5 779		3 195 287 BASE METAL DRES,CONC NES	26 243	2 219	1 233
744 MECHANICAL HANDLING EQU	12 337	3 081		1 714 288 NONFERR METAL SCRAP NES	9 498	701	396
745 NONELEC MACHY,TOOLS NES	669	427		243 291 CRUDE ANIMAL MTRIALS NES	16	546	329
749 NONELEC MACH PTS,ACC NES	14 035	8 919		4 982 292 CRUDE VEG MATERIALS NES	3 802	2 520	1 419
751 OFFICE MACHINES	104	240		137 334 PETROLEUM PRODUCTS,REFIN	71 017	15 441	8 661
752 AUTOMTIC DATA PROC EQUIP	102	333		184 335 RESIDUAL PETRLM PRCD NES	40 555	2 902	1 605
759 OFFICE & ADP MCH PTS,ACC	8	132		72 411 ANIMAL OILS AND FATS	172	81	44
761 TELEVISION RECEIVERS	1 158	2 579		1 406 423 FIXED VEG OILS,SOFT	165 862	9 678	5 575
762 RADIO BROADCAST RECEIVRS	6 083	8 607		4 851 424 FIXED VEG OIL NONSOFT	110 773	6 572	3 746
763 SOUND RECORDRS,PHONOGRPH	2 193	1 642		907 431 PROCDSD ANML VEG OIL,ETC	200 075	16 131	9 007
764 TELECOM EQPT,PTS,ACC NES	6 796	3 990		2 233 511 HYDROCARBONS NES,DERIVS	27 506	6 933	3 892
771 ELECTRIC POWER MACHY NES	1 735	1 103		613 512 ALCOHOLS,PHENOLS,ETC	140 993	29 929	16 769
772 SWITCHGEAR ETC & PTS NES	1 549	5 076		2 804 513 ORGANIC ACIDS,ETC	44 459	19 085	10 726
773 ELECTR DISTRIBUTING MACH	3 670	1 013		586 514 NITROGEN-FNCTN COMPOUNDS	25 182	23 289	13 104
774 ELECTRO-MEDCL,XRAY EQUIP	2	48		31 515 ORG-INORG COMPOUNDS ETC	36 649	47 139	26 307
775 HOUSEHOLD TYPE EQUIP NES	12 183	8 585		4 841 516 OTHER ORGANIC CHEMICALS	38 166	11 090	6 222
776 TRANSISTORS,VALVES,ETC	1 348	1 031		592 522 INORG ELEMNTS,OXIDES ETC	99 439	12 906	7 205
778 ELECTRICAL MACHINERY NES	10 956	4 116		2 301 523 OTHR INORGANIC CHEMICALS	22 433	5 194	2 903
781 PASS MOTOR VEH EXC BUSES	21 925	12 300		6 950 524 RADIOACTIVE ETC MATERIAL	6	752	422
782 LORRIES,SPCL MTR VEH NES	344	306		169 531 SYNT DYE,NAT INDGO,LAKES	5 399	16 821	9 582
783 ROAD MOTOR VEHICLES NES	92	110		60 532 DYES NES,TANNING PRODS	9 742	2 508	1 405
784 MOTOR VEHCL PTS,ACC NES	1 276	1 461		813 533 PIGMENTS,PAINTS,ETC	45 903	31 426	17 614
785 MOTOR & OTHER CYCLES ETC	3 551	1 805		999 541 MEDICINAL ETC PRODUCTS	22 868	92 927	52 555
786 VEH NES NONMOTR,TRAILERS	25 683	4 332		2 411 551 ESSENTL OIL,PERFUME,ETC	2 487	6 476	3 616
791 RAILWAY VEHICLES	2 529	942		518 553 PERFUMERY,COSMETICS,ETC	4 356	5 450	3 041
792 AIRCRAFT	11	143		79 554 SOAPS,CLEANING ETC PREPS	34 007	10 992	6 189
793 SHIPS AND BOATS	354 399	9 329		5 192 562 FERTILIZERS MANUFACTURED	390 296	13 991	7 747
812 PLUMB,HEATING,LGHTNG EQU	11 264	2 671		1 504 582 PROD OF CONDENSATION ETC	61 911	41 296	23 147
821 FURNITURE	362 683	99 609		55 645 583 PROD OF POLYMERIZING ETC	127 911	43 992	24 733
831 TRAVEL GOODS,HANDBAGS	2 994	9 634		5 439 584 CELLULOSE DERIVATIVES ETC	18 361	6 279	3 506
842 MENS OUTERWEAR NOT KNIT	21 801	101 097		56 320 585 PLASTIC MATERIALS NES	3 123	1 128	636
843 WOMENS OUTERWEAR NONKNIT	22 521	151 666		84 271 591 PESTICIDES,DISINFECTANTS	22 912	51 418	29 184
844 UNDERWEAR NOT KNIT	11 274	52 295		29 090 592 STARCH,INULIN,GLUTEN,ETC	3 576	2 883	1 610
845 OUTERWEAR KNIT NONELASTC	8 189	31 338		17 387 598 MISC CHEMICAL PRODS NES	161 338	45 295	25 407
846 UNDERWEAR KNITTED	6 660	14 254		7 948 607 INDUSTRIAL PLANT,CHAP 82	17	141	76
847 TXTL CLTHNG ACCESSRYS NES	878	1 465		825 611 LEATHER	1 735	7 484	4 145
848 HEADGEAR,NONTXTL CLOTHNG	2 187	17 891		9 970 612 LEATHER ETC MANUFACTURES	7 431	6 400	3 581
851 FOOTWEAR	23 164	42 480		23 425 613 FUR SKINS TANNED,DRESSED	1 412	1 274	714
871 OPTICAL INSTRUMENTS	116	753		422 621 MATERIALS OF RUBBER	7 204	5 150	2 891
872 MEDICAL INSTRUMENTS NES	215	2 301		1 294 625 RUBBER TYRES,TUBES	9 907	4 933	2 764
873 METERS & COUNTERS NES	76	96		52 628 RUBBER ARTICLES NES	14 124	15 665	8 838
874 MEASURING,CONTROLLING INSTR	1 864	6 303		3 516 634 VENEERS,PLYWOOD,ETC	117	55	32
881 PHOTO APPAR & EQUIPT NES	154	363		200 635 WOOD MANUFACTURES NES	791	395	219
883 DEVELOPED C/NEMA FILM	2	63		36 641 PAPER AND PAPERBOARD	89 604	25 918	14 588
884 OPTICAL GOODS NES	5	141		80 642 ARTICLES OF PAPER ETC	17 987	6 135	3 441
885 WATCHES AND CLOCKS	175	273		155 651 TEXTILE YARN AND THREAD	16 292	21 749	12 148
892 PRINTED MATTER	195	359		197 652 COTTON FABRICS,WOVEN	21 165	62 256	34 946
893 ARTICLES OF PLASTIC NES	5 228	1 841		1 034 653 WOVN MAN-MADE FIB FABRIC	19 888	70 140	39 441
894 TOYS,SPORTING GOODS,ETC	10 126	7 399		4 147 654 OTH WOVEN TEXTILE FABRIC	8 958	35 524	19 756
895 OFFICE SUPPLIES NES	84	54		30 655 KNIT ETC FABRICS	5 084	15 223	8 469
896 WORKS OF ART ETC	66	788		448 656 LACE,RIBBONS,TULLE,ETC	577	3 369	1 874
897 GOLD,SILVER WARE,JEWELRY	9	1 101		627 657 SPECIAL TEXTILE ETC PROD	12 383	22 914	12 828
898 MUSICAL INSTRUMENTS,PTS	416	470		258 658 TEXTILE ARTICLES NES	2 466	3 605	2 001
899 OTHER MANUFACTURED GOODS	14 565	5 829		3 243 659 FLOOR COVERINGS ETC	124	324	184
941 ZOO ANIMALS,PETS	102	62		36 662 CLAY,REFRACTORY BLDG PRD	16 474	3 665	2 048
961 COIN NONGOLD,NONCURRENT	2	328		181 663 OTH NONMETAL MINERAL MFS	10 650	12 723	7 137
971 GOLD,NON MONETARY NES		634		348 664 GLASS	9 655	5 093	2 824
				665 GLASSWARE	442	480	269
EXPORTS	8 216 988	2 390 265	1 341 027	667 PEARL,PREC-,SEMI-P STONE			
001 LIVE ANIMALS	1 189	740		671 PIG IRON ETC	4 018	1 092	618
011 MEAT FRESH,CHILLD,FROZEN	9 442	2 736		672 IRON,STL PRIMARY FORMS	3 354	280	163
012 MEAT DRIED,SALTED,SMOKED	612	62		1 497 673 IRON AND STEEL SHAPES	99 559	15 169	8 506
014 MEAT PREPD,PRSVDD,NES ETC	2 275	852		36 674 IRN,STL UNIV,PLATE,SHEET	181 379	26 912	15 050
022 MILK AND CREAM	6 332	436		477 675 IRON,STEEL HOOP,STRIP	75 057	13 727	7 741
023 BUTTER	31 292	5 783		246 677 IRN,STL WIRE EXCL W ROD	21 680	6 105	3 445
024 CHEESE AND CURD	9 914	2 860		3 186 678 IRON,STL TUBES,PIPES,ETC	168 037	26 400	14 867
034 FISH FRESH,CHILLED,FROZN	83	787		1 616 681 SILVER,PLATINUM,ETC	48	1 367	755
037 FISH ETC PREPD PRSVDD NES	49	109		435 682 COPPER EXC CEMENT COPPER	7 257	9 437	5 334
041 WHEAT ETC UNMILLED	2 962 252	72 964		59 683 NICKEL	162	650	361
043 BARLEY UNMILLED	475 605	6 038		40 110 684 ALUMINIUM	4 341	4 311	2 419
045 CEREALS NES UNMILLED	295 026	3 241		3 590 687 TIN	83	161	90
047 OTHER CEREAL MEALS,FLOUR	19 179	181		1 788 689 NON-FER BASE METALS NES	39	862	472
048 CEREAL ETC PREPARATIONS	112 631	3 390		1 911 691 STRUCTURES AND PARTS NES	6 758	3 420	1 888
054 VEG ETC FRSH,SMPLY PRSVDD	1 405	194		1 008 692 METAL TANKS,BOXES,ETC	6 930	3 459	1 910
057 FRUIT,NUTS,FRESH,DRIED	11 576	1 799		1 007 693 WIRE PRODUCTS NON ELECTR	35 307	14 342	8 104
058 FRUIT PRESERVED,PREPARED	41 504	4 178		2 417 694 STL,COPPR NAILS,NUTS,ETC	4 636	3 084	1 728
061 SUGAR AND HONEY	3 335	478		263 695 TOOLS	1 878	14 459	8 115
062 SUGAR PREPS NON-COCOA	1 213	646		263 696 CUTLERY	243	641	364
071 COFFEE AND SUBSTITUTES	15 298	14 251		364 697 BASE MTL HOUSEHOLD EQUIP	440	453	253
072 COCOA	7 415	3 710		7 874 699 OTHER METAL MANUFACTURES	13 752	13 125	7 313
073 CHOCOLATE AND PRODUCTS	6 972	4 862		2 091 700 INDUSTRIAL PLANT,CHAP 84	914	5 037	2 782
074 TEA AND MATE	25	54		2 750 711 STEAM BOILERS & AUX PLNT	2 595	2 368	1 328
075 SPICES	784	309		30 712 STEAM ENGINES,TURBINES	33	684	375
081 FEEDING STUFF FOR ANIMLS	747 491	35 191		180 713 INTRNL COMBUS PISTN ENGN	2 078	9 007	5 008
091 MARGARINE AND SHORTENING	1 751	242		19 876 714 ENGINES & MOTORS NES	53	1 040	574
098 EDIBLE PRODCTS,PREPS NES	12 929	3 459		1 35 716 ROTATING ELECTRIC PLANT	2 919	9 855	5 518
111 NON-ALCOHL BEVERAGES NES	8 100	1 072		1 931 718 OTH POWER GENERATG MACHY	1 536	5 807	3 195
112 ALCOHOLIC BEVERAGES	21 877	3 497		593 721 AGRIC MACHY,EXC TRACTORS	5 606	6 226	3 447
122 TOBACCO MFS	1 149	3 343		1 951 722 TRACTORS NON-ROAD	221	300	163
211 HIDES,SKINS,UNDRESSED	17 595	12 607		1 859 723 CIVIL ENGINEERG EQUIP ETC	12 986	25 832	14 472
212 FUR SKINS UNDRESSED	13	77		7 110 724 TEXTILE,LEATHER MACHNRY	13 930	71 492	39 979
222 SEEDS FOR SOFT/FIXED OIL	5 513	974		44 725 PAPER ETC MILL MACHINERY	495	3 325	1 857
232 NATURAL RUBBER,GUMS	501	143		538 726 PRINTG,BKBDNG MACHY,PTS	5 283	21 723	12 385
233 RUBBER,SYNTHTIC,RECLAIMD	26 017	8 535		77 727 FOOD MACHRY NON-DOMESTIC	1 344	10 664	5 977
248 WOOD SHAPED	268	91		4 756 728 OTH MACHY FOR SPCL INDUS	40 747	122 637	68 882
251 PULP AND WASTE PAPER	8 194	627		51 736 MACHINE TOOLS FOR METAL	19 551	80 805	45 453
263 COTTON	9 761	1 779		359 737 METALWORKING MACHNRY NES	4 525	19 053	10 974
266 SYNTHETIC FIBRE TO SPIN	3 217	1 079		1 051 741 HEATING,COOLING EQUIPMNT	8 835	37 806	21 120
267 OTHER MAN-MADE FIBRES	855	320		602 742 PUMPS FOR LIQUIDS ETC	2 336	14 112	7 891
268 WOOL(EXC TOPS),ANML HAIR	2 647	1 538		181 743 PUMPS NES,CENTRIFUGES ETC	5 405	19 119	10 677
269 WASTE OF TEXTILE FABRICS	1 430	845		842 744 MECHANICAL HANDLING EQU	9 221	24 842	14 025
				475 745 NONELEC MACHY,TOOLS NES	11 741	56 677	32 062

7 IMPORTS AND EXPORTS (SPECIAL TRADE) BY COUNTRIES OF PRODUCTION AND CONSUMPTION AND BY GROUPS OF THE SITC-REV. II 1987

GROUP DESCRIPTION	DT * 100 KG	1 000 DM	1 000 \$	GROUP DESCRIPTION	DT * 100 KG	1 000 DM	1 000 \$
749 NONELEC MACH PTS,ACC NES	22 813	61 275	34 191	511 HYDROCARBONS NES,DERIVS	738 775	68 293	38 003
751 OFFICE MACHINES	419	6 237	3 517	512 ALCOHOLS,PHENOLS,ETC	39 379	6 431	3 617
752 AUTOMATIC DATA PROC EQUIP	1 391	20 770	11 721	513 ORGANIC ACIDS,ETC	51 682	8 770	4 942
759 OFFICE & ADP MCH PTS,ACC	436	3 770	2 116	514 NITROGEN-FUNCTN COMPOUNDS	23 129	9 389	5 195
761 TELEVISION RECEIVERS	589	2 348	1 306	515 ORG-INORG COMPOUNDS ETC	3 579	4 872	2 688
762 RADIO BROADCAST RECEIVRS	106	406	228	516 OTHER ORGANIC CHEMICALS	21 166	2 521	1 389
763 SOUND RECORDRS,PHONOGRPH	86	2 557	1 440	522 INORG ELEMNTS,OXIDES,ETC	117 352	8 797	4 888
764 TELECOM EQPT,PTS,ACC NES	421	7 180	4 021	523 OTHR INORGANIC CHEMICALS	156 192	6 153	4 562
771 ELECTRIC POWER MACHY NES	453	2 111	1 198	524 RADIOACTIVE ETC MATERIAL	228	1 044	593
772 SWITCHGEAR ETC & PTS NES	1 973	23 184	13 155	531 SYNT DYE,NAT INDGO,LAKES	3 190	5 758	3 233
773 ELECTR DISTRIBUTING MACH	14 953	10 748	6 006	532 DYES NES,TANNING PRODS	1 558	232	130
774 ELECTRO-MEDCL,XRAY EQUIP	930	35 224	19 897	533 PIGMENTS,PAINTS,ETC	5 260	774	431
775 HOUSEHOLD TYPE EQUIP NES	3 112	3 502	1 958	541 MEDICINAL ETC PRODUCTS	412	7 925	4 398
776 TRANSISTORS,VALVES,ETC	44	5 700	3 162	55* ESSENTIAL OIL,PERFUME,ETC	14	80	43
778 ELECTRICAL MACHINERY NES	25 725	32 341	16 070	554 SOAPS,CLEANING ETC PREPS	13 901	1 682	944
781 PASS MOTOR VEH EXC BUSES	18 865	22 561	12 675	562 FERTILIZERS MANUFACTURED	980 133	14 404	8 008
782 LORRIES,SPCL MTR VEH NES	12 823	17 164	9 917	571 EXPLOSIVES,PYROTECH PROD	4 134	752	421
783 ROAD MOTOR VEHICLES NES	9 564	13 709	7 563	582 PROD OF CONDENSATION ETC	202 423	11 074	6 199
784 MOTOR VEHCL PTS,ACC NES	8 089	18 588	10 421	583 PROD OF POLYMERIZING ETC	454 329	51 243	28 602
785 MOTOR & OTHER CYCLES ETC	88	362	203	584 CELLULOSE DERIVATIVES ETC	2 849	793	443
786 VEH NES NONMOTR,TRAILERS	11 078	9 358	5 125	591 PESTICIDES,DISINFECTANTS	2 139	351	203
791 RAILWAY VEHICLES	6 116	9 348	5 149	592 STARCH,INULIN,GLUTEN,ETC	7 066	1 522	840
792 AIRCRAFT	13	97	55	598 MISC CHEMICAL PRODS NES	33 720	9 696	5 447
793 SHIPS AND BOATS	183	791	449	612 LEATHER ETC MANUFACTURES	4 657	6 410	3 572
801 INDUSTRIAL PLANT,CHAP 90	36	1 149	618	613 FUR SKINS TANNED,DRESSED	97	1 790	997
812 PLUMB,HEATING,LGHTNG EQU	948	1 595	891	621 MATERIALS OF RUBBER	12 434	2 461	1 380
821 FURNITURE	2 080	5 313	2 979	625 RUBBER TYRES,TUBES	21 304	6 974	3 907
831 TRAVEL GOODS,HANDBAGS	614	263	145	628 RUBBER ARTICLES NES	5 912	2 418	1 340
842 MENS OUTERWEAR NOT KNIT	1 736	5 796	3 241	634 VENEERS,PLYWOOD,ETC	651 254	25 819	14 351
843 WOMENS OUTERWEAR NONKNIT	799	2 716	1 510	635 WOOD MANUFACTURES NES	645 432	25 132	14 041
844 UNDERWEAR NOT KNIT	257	917	536	641 PAPER AND PAPERBOARD	467 569	35 804	19 905
845 UNDERWEAR KNIT NONELASTC	276	1 150	625	642 ARTICLES OF PAPER ETC	15 678	3 395	1 914
846 UNDERWEAR KNITTED	292	1 145	660	651 TEXTILE YARN AND THREAD	118 370	36 043	20 130
847 TXTL CLTHNG ACCESSRYS NES	830	5 193	2 924	652 COTTON FABRICS,WOVEN	32 182	38 799	21 655
848 HEADGEAR,NONTXTL CLOTHNG	1 018	2 624	1 472	653 WOVN MAN-MADE FIB FABRIC	20 790	30 803	17 207
851 FOOTWEAR	193	964	533	654 OTH WOVEN TEXTILE FABRIC	11 410	9 133	5 072
871 OPTICAL INSTRUMENTS	98	2 359	1 314	655 KNIT ETC FABRICS	7 380	3 986	2 232
872 MEDICAL INSTRUMENTS NES	2 587	21 374	12 092	656 LACE,RIBBONS,TULLE,ETC	439	926	516
873 METERS & COUNTERS NES	145	1 604	906	657 SPECIAL TEXTILE ETC PROD	28 221	6 987	3 874
874 MEASURING,CONTROLLING INSTR	2 225	49 424	27 913	658 TEXTILE ARTICLES NES	37 206	38 520	21 425
881 PHOTO APPAR & EQUIPT NES	142	3 656	2 022	659 FLOOR COVERINGS ETC	5 473	4 279	2 353
882 PHOTO,CINEMA SUPPLIES	1 592	5 006	2 829	661 CEMENT ETC BUILDING PROD	1 416 402	20 672	11 481
883 DEVELOPED CINEMA FILM	2	116	63	662 CLAY,REFRACTORY BLDG PRD	76 867	4 628	2 577
884 OPTICAL GOODS NES	20	827	457	663 OTH NONMETAL MINERAL MFS	215 324	4 936	2 748
885 WATCHES AND CLOCKS	29	726	415	664 GLASS	236 467	16 724	9 336
892 PRINTED MATTER	7 224	9 103	5 054	665 GLASSWARE	283 498	32 068	17 890
893 ARTICLES OF PLASTIC NES	8 544	9 566	5 386	666 POTTERY	6 483	2 409	1 337
894 TOYS,SPORTING GOODS,ETC	736	1 244	688	671 PIG IRON ETC	138 582	9 361	5 165
895 OFFICE SUPPLIES NES	390	1 806	1 013	672 IRON,STL PRIMARY FORMS	243 756	12 596	6 996
896 WORKS OF ART ETC	21	2 486	1 417	673 IRON AND STEEL SHAPES	1 483 856	75 588	42 076
897 GOLD,SILVER WARE,JEWELRY	2	1 566	869	674 IRN,STL UNIV,PLATE,SHEET	1 062 728	68 186	37 842
898 MUSICAL INSTRUMENTS,PTS	4 780	14 567	8 062	675 IRON,STEEL HOOP,STRIP	157 229	9 775	5 416
899 OTHER MANUFACTURED GOODS	1 696	12 648	7 102	676 RAILWY RAILS ETC IRN,STL	2 601	234	130
951 WAR FIREARMS,AMMUNITION	35	202	113	677 IRN,STL WIRE EXCL W ROD	228 564	12 981	7 217
971 GOLD,NON MONETARY NES		816	448	678 IRON,STL TUBES,PIPES,ETC	219 485	16 476	9 179
				679 IRN,STL CASTINGS UNWORKE	18 978	1 878	1 102
				681 SILVER,PLATINUM,ETC	22	3 952	2 312
				682 COPPER EXC CEMENT COPPER	426	369	200
				684 ALUMINIUM	6 793	1 947	1 074
				689 NON-FER BASE METALS NES	9	368	213
				691 STRUCTURES AND PARTS NES	8 273	1 644	903
				692 METAL TANKS,BOXES,ETC	10 187	2 065	1 163
				693 WIRE PRODUCTS NON ELECTR	16 863	1 743	974
				694 STL,COPPR NAILS,NUTS,ETC	40 245	3 572	1 986
				695 TOOLS	2 529	2 489	1 393
				696 CUTLERY	79	415	231
				697 BASE MTL HOUSEHOLD EQUIP	19 630	5 723	3 222
				699 OTHER METAL MANUFACTURES	37 301	7 338	4 098
				711 STEAM BOILERS & AUX PLNT	892	427	241
				712 STEAM ENGINES,TURBINES	2 550	2 624	1 471
				713 INTRNL COMBUS PISTN ENGN	762	1 065	600
				714 ENGINES & MOTORS NES	1	160	88
				716 ROTATING ELECTRIC PLANT	35 506	13 431	7 507
				718 OTH POWER GENERATG MACHY	317	454	254
				721 AGRIC MACHY,EXC TRACTORS	4 436	742	413
				722 TRACTORS NON-ROAD	13 951	4 933	2 768
				723 CIVIL ENGINEERG EQUIP ETC	8 473	3 115	1 728
				724 TEXTILE,LEATHER MACHNRY	2 512	1 775	977
				725 PAPER ETC MILL MACHINERY	361	760	414
				726 PRINTG,BKINDG MACHY,PTS	1 099	2 494	1 400
				727 FOOD MACHRY NON-DOMESTIC	60	90	49
				728 OTH MACHY FOR SPCL INDUS	7 136	6 389	3 584
				736 MACHINE TOOLS FOR METAL	28 843	24 372	13 720
				737 METALWORKING MACHNRY NES	1 124	910	523
				741 HEATING,COOLING EQUIPMNT	5 275	2 667	1 484
				742 PUMPS FOR LIQUIDS ETC	3 535	2 406	1 341
				743 PUMPS NES,CENTRIFUGES ETC	2 487	1 255	697
				744 MECHANICAL HANDLING EQU	18 177	3 119	1 749
				745 NONELEC MACHY,TOOLS NES	3 895	1 344	751
				749 NONELEC MACH PTS,ACC NES	35 621	16 155	8 982
				751 OFFICE MACHINES	823	651	360
				752 AUTOMTIC DATA PROC EQUIP	5	221	123
				759 OFFICE & ADP MCH PTS,ACC	456	765	423
				763 SOUND RECORDRS,PHONOGRPH	1 567	1 665	931
				764 TELECOM EQPT,PTS,ACC NES	8 894	4 735	2 631
				771 ELECTRIC POWER MACHY NES	370	143	77
				772 SWITCHGEAR ETC & PTS NES	160	449	253
				773 ELECTR DISTRIBUTING MACH	39 674	8 258	4 678
				774 ELECTRO-MEDCL,XRAY EQUIP	16	335	184
				775 HOUSEHOLD TYPE EQUIP NES	6 511	3 940	2 188
				778 ELECTRICAL MACHINERY NES	2 681	3 386	1 896
				781 PASS MOTOR VEH EXC BUSES	23 728	10 828	6 025
				782 LORRIES,SPCL MTR VEH NES	4 945	3 143	1 760
				783 ROAD MOTOR VEHICLES NES	176	462	283
				784 MOTOR VEHCL PTS,ACC NES	2 920	1 977	1 114
CZECHOSLOVA							
IMPORTS	56 861 643	2 108 081	1 175 224				
001 LIVE ANIMALS	10 088	3 316	1 844	691 STRUCTURES AND PARTS NES	8 273	1 644	903
011 MEAT FRESH,CHILLD,FROZEN	105 133	77 025	42 890	692 METAL TANKS,BOXES,ETC	10 187	2 065	1 163
014 MEAT PREPD,PRSDV,NES ETC	12 769	5 388	3 013	693 WIRE PRODUCTS NON ELECTR	16 863	1 743	974
025 EGGS,BIRDS,FRESH,PRSRVD	36 544	3 914	2 172	694 STL,COPPR NAILS,NUTS,ETC	40 245	3 572	1 986
034 FISH FRESH,CHILLED,FROZN	11 927	5 885	3 307	695 TOOLS	2 529	2 489	1 393
036 SHELL FISH FRESH,FROZEN	763	253	142	696 CUTLERY	79	415	231
043 BARLEY UNMILLED	1 031	57	31	697 BASE MTL HOUSEHOLD EQUIP	19 630	5 723	3 222
048 CEREAL ETC PREPARATIONS	117 831	4 201	2 328	699 OTHER METAL MANUFACTURES	37 301	7 338	4 098
054 VEG ETC FRSH,SMPLY PRSDV	204 171	21 081	11 930	711 STEAM BOILERS & AUX PLNT	892	427	241
056 VEGTBLES ETC PRSDV,PREPD	32 747	4 311	2 412	712 STEAM ENGINES,TURBINES	2 550	2 624	1 471
057 FRUIT,NUTS,FRESH,DRIED	62 460	3 464	1 897	713 INTRNL COMBUS PISTN ENGN	762	1 065	600
058 FRUIT PRESERVED,PREPARED	104 046	12 924	7 181	714 ENGINES & MOTORS NES	1	160	88
061 SUGAR AND HONEY	27 605	5 102	2 870	716 ROTATING ELECTRIC PLANT	35 506	13 431	7 507
062 SUGAR PREPS NON-COCOA	2 830	869	484	718 OTH POWER GENERATG MACHY	317	454	254
073 CHOCOLATE AND PRODUCTS	2 180	2 096	1 156	721 AGRIC MACHY,EXC TRACTORS	4 436	742	413
075 SPICES	1 866	356	200	722 TRACTORS NON-ROAD	13 951	4 933	2 768
081 FEEDING STUFF FOR ANIMLS	9 485	1 080	622	723 CIVIL ENGINEERG EQUIP ETC	8 473	3 115	1 728
112 ALCOHOLIC BEVERAGES	173 739	12 495	6 984	724 TEXTILE,LEATHER MACHNRY	2 512	1 775	977
212 FUR SKINS UNRESSED	48	1 750	962	725 PAPER ETC MILL MACHINERY	361	760	414
223 SEEDS FOR OTH FIXED OILS	4 087	939	532	726 PRINTG,BKINDG MACHY,PTS	1 099	2 494	1 400
233 RUBBER,SYNTHETIC,RECLAIMD	97 075	9 120	5 079	727 FOOD MACHRY NON-DOMESTIC	60	90	49
245 FUEL WOOD NES,CHARCOAL	28 352	1 523	850	728 OTH MACHY FOR SPCL INDUS	7 136	6 389	3 584
246 PULPWOOD,CHIPS,WOODWASTE	2 776 218	19 768	11 029	736 MACHINE TOOLS FOR METAL	28 843	24 372	13 720
247 OTH WOOD ROUGH,SQUARED	714 901	14 397	8 032	737 METALWORKING MACHNRY NES	1 124	910	523
248 WOOD SHAPED	2 119 775	65 568	36 654	741 HEATING,COOLING EQUIPMNT	5 275	2 667	1 484
251 PULP AND WASTE PAPER	302 651	30 095	16 785	742 PUMPS FOR LIQUIDS ETC	3 535	2 406	1 341
263 COTTON	13 869	490	276	743 PUMPS NES,CENTRIFUGES ETC	2 487	1 255	697
266 SYNTHETIC FIBRE TO SPIN	11 833	2 217	1 238	744 MECHANICAL HANDLING EQU	18 177	3 119	1 749
267 OTHER MAN-MADE FIBRES	9 758	1 043	584	745 NONELEC MACHY,TOOLS NES	3 895	1 344	751
268 WOOL(EXC TOPS),ANML HAIR	450	143	79	749 NONELEC MACH PTS,ACC NES	35 621	16 155	8 982
269 WASTE OF TEXTILE FABRICS	11 582	345	197	751 OFFICE MACHINES	823	651	360
273 STONE,SAND AND GRAVEL	626 975	1 405	780	752 AUTOMTIC DATA PROC EQUIP	5	221	123
278 OTHER CRUDE MINERALS	2 706 123	43 279	24 170	759 OFFICE & ADP MCH PTS,ACC	456	765	423
282 IRON AND STEEL SCRAP	119 851	5 852	3 305	763 SOUND RECORDRS,PHONOGRPH	1 567	1 665	931
287 BASE METAL ORES,CONC NES	73 786	5 108	2 878	764 TELECOM EQPT,PTS,ACC NES	8 894	4 735	2 631
288 NONFER METAL SCRAP NES	63 739	8 430	4 858	771 ELECTRIC POWER MACHY NES	370	1	

7 IMPORTS AND EXPORTS (SPECIAL TRADE) BY COUNTRIES OF PRODUCTION AND CONSUMPTION AND BY GROUPS OF THE SITC-REV. II 1987

GROUP DESCRIPTION	DT * 100 KG	1 000 DM	1 000 \$	GROUP DESCRIPTION	DT * 100 KG	1 000 DM	1 000 \$
785 MOTOR & OTHER CYCLES ETC	9 104	4 986	2 769	572 EXPLOSIVES, PYROTECH PROD	5 954	2 119	1 172
786 VEH NES NONMOTR, TRAILERS	30 097	4 312	2 411	582 PROD OF CONDENSATION ETC	59 859	44 153	24 596
791 RAILWAY VEHICLES	22 625	6 610	3 642	583 PROD OF POLYMERIZING ETC	149 397	51 432	28 759
793 SHIPS AND BOATS	651	630	350	584 CELLULOSE DERIVATIVES ETC	3 086	3 863	2 147
812 PLUMBING, HEATING, LIGHTING EQUI	34 178	5 310	2 958	585 PLASTIC MATERIALS NES	738	502	283
821 FURNITURE	223 343	53 087	29 600	591 PESTICIDES, DISINFECTANTS	4 104	10 156	5 560
831 TRAVEL GOODS, HANDBAGS	6 508	12 976	7 234	592 STARCH, INULIN, GLUTEN, ETC	6 118	3 707	2 061
842 MENS OUTERWEAR NOT KNIT	19 032	53 394	29 837	598 MISC CHEMICAL PRODS NES	106 711	58 134	32 387
843 WOMENS OUTERWEAR NONKNIT	4 904	22 766	12 588	605 INDUSTRIAL PLANT, CHAP 73	69	173	95
844 UNDERWEAR NOT KNIT	3 431	11 258	6 270	611 LEATHER	24	134	79
845 OUTERWEAR KNIT NONELASTIC	8 058	22 613	12 575	612 LEATHER ETC MANUFACTURES	625	982	541
846 UNDERWEAR KNITTED	10 442	20 082	11 170	613 FUR SKINS TANNED, DRESSED	60	1 245	690
847 TEXT CLTHNG ACCESSORIES NES	2 616	6 976	3 877	621 MATERIALS OF RUBBER	1 815	2 699	1 516
848 HEADGEAR, NONTEXTILE CLOTHING	1 424	9 282	5 192	625 RUBBER TYRES, TUBES	1 275	1 040	594
851 FOOTWEAR	16 944	22 215	12 381	628 RUBBER ARTICLES NES	1 126	5 655	3 169
871 OPTICAL INSTRUMENTS	4	72	42	633 CORK MANUFACTURES	39	119	68
872 MEDICAL INSTRUMENTS NES	3 003	2 552	1 440	634 VENEERS, PLYWOOD, ETC	21 610	5 701	3 200
873 METERS & COUNTERS NES	39	84	47	635 WOOD MANUFACTURES NES	1 311	1 200	660
874 MEASURING, CONTROLLING INSTR	1 256	5 386	2 970	641 PAPER AND PAPERBOARD	97 127	19 214	10 668
881 PHOTO APPAR & EQUIPMENT NES	260	559	316	642 ARTICLES OF PAPER ETC	17 476	6 947	3 883
882 PHOTO, CINEMA SUPPLIES	53	70	39	651 TEXTILE YARN AND THREAD	31 223	34 761	19 421
883 DEVELOPED CINEMA FILM	5	99	57	652 COTTON FABRICS, WOVEN	10 425	16 254	9 084
884 OPTICAL GOODS NES	41	130	72	653 WOVN MAN-MADE FIB FABRIC	4 263	15 138	8 515
885 WATCHES AND CLOCKS	734	1 233	682	654 OTH WOVEN TEXTILE FABRIC	1 567	6 514	3 639
892 PRINTED MATTER	38 014	13 299	7 399	655 KNIT ETC FABRICS	1 988	6 038	3 352
893 ARTICLES OF PLASTIC NES	10 183	2 095	1 175	656 LACE, RIBBONS, TULLE, ETC	447	1 500	833
894 TOYS, SPORTING GOODS, ETC	15 025	11 174	6 237	657 SPECIAL TEXTILE ETC PROD	8 003	11 815	6 637
895 OFFICE SUPPLIES NES	886	731	410	658 TEXTILE ARTICLES NES	349	1 348	758
896 WORKS OF ART ETC	614	3 046	1 715	659 FLOOR COVERINGS ETC	117	300	170
897 GOLD, SILVER WARE, JEWELRY	301	4 250	2 369	661 CEMENT ETC BUILDING PROD	10 974	1 957	1 104
898 MUSICAL INSTRUMENTS, PTS	2 428	4 603	2 601	662 CLAY, REFRACTORY BLDG PRD	58 279	16 724	9 333
899 OTHER MANUFACTURED GOODS	20 414	6 532	3 647	663 OTH NONMETAL MINERAL MFS	17 309	19 472	10 922
941 ZOO ANIMALS, PETS	646	1 310	733	664 GLASS	4 228	2 837	1 581
951 WAR FIREARMS, AMMUNITION	644	1 932	1 078	665 GLASSWARE	635	778	432
961 COIN NONGOLD, NONCURRENT		187	104	666 POTTERY	199	136	74
971 GOLD, NON MONETARY NES		687	381	667 PEARL, PREC., SEMI-P STONE	*	*	*
EXPORTS	4 107 334	2 434 821	1 366 842	671 PIG IRON ETC	15 099	5 187	3 000
001 LIVE ANIMALS	2 390	1 576	918	673 IRON AND STEEL SHAPES	9 479	1 916	1 063
011 MEAT FRESH, CHILLED, FROZEN	26 093	1 190	672	674 IRN, STL UNIV. PLATE, SHEET	15 462	4 329	2 424
014 MEAT PREP, PRSD, NES ETC	903	1 117	649	675 IRON, STEEL HOOP, STRIP	35 322	10 383	5 774
024 CHEESE AND CURD	3 773	2 246	1 280	677 IRN, STL WIRE EXCL W ROD	7 148	3 839	2 129
034 FISH FRESH, CHILLED, FROZEN	54 823	7 951	4 390	678 IRON, STL TUBES, PIPES, ETC	607 198	59 534	32 721
035 FISH SALTED, DRIED, SMOKED	52	73	41	679 IRN, STL CASTINGS UNWORKE	420	179	104
037 FISH ETC PREP PRSD NES	6 770	4 366	2 477	681 SILVER, PLATINUM, ETC	27	3 547	1 963
043 BARLEY UNMILLED	1 218	157	87	682 COPPER EXC CEMENT COPPER	5 829	7 208	4 017
045 CEREALS NES UNMILLED	221 582	5 072	2 955	683 NICKEL	241	1 135	629
048 CEREAL ETC PREPARATIONS	8 182	5 158	2 920	684 ALUMINIUM	9 206	4 831	2 746
054 VEG ETC FRSH, SPLY PRSD	1 929	203	112	685 LEAD	54 857	6 126	3 430
057 FRUIT, NUTS, FRESH, DRIED	561	120	69	686 ZINC	32 929	5 102	2 828
058 FRUIT PRESERVED, PREPARED	3 302	1 209	673	689 NON-FER BASE METALS NES	366	1 504	838
061 SUGAR AND HONEY	3 469	366	201	691 STRUCTURES AND PARTS NES	6 160	6 868	3 876
062 SUGAR PREPS NON-COCOA	1 331	909	500	692 METAL TANKS, BOXES, ETC	4 684	3 093	1 726
071 COFFEE AND SUBSTITUTES	3 455	3 775	2 102	693 WIRE PRODUCTS NON ELECTR	6 567	3 121	1 761
072 COCOA	2 213	599	330	694 STL, COPPR NAILS, NUTS, ETC	2 780	2 089	1 176
073 CHOCOLATE AND PRODUCTS	4 475	4 157	2 371	695 TOOLS	8 621	39 460	21 975
081 FEEDING STUFF FOR ANIMALS	524 325	34 259	19 101	696 CUTLERY	611	4 180	2 335
086 EDIBLE PRODUCTS, PREPS NES	3 910	2 881	1 640	697 BASE MTL HOUSEHOLD EQUIP	1 043	711	403
111 NON-ALCOHOL BEVERAGES NES	1 618	207	110	699 OTHER METAL MANUFACTURES	28 471	28 797	16 142
112 ALCOHOLIC BEVERAGES	3 332	556	307	700 INDUSTRIAL PLANT, CHAP 84	3 365	17 131	9 483
122 TOBACCO MFRS	850	2 161	1 223	703 INDUSTRIAL PLANT, CHAP 85	4	100	55
211 HIDES, SKINS, UNDRESSED	19 071	6 741	3 741	711 STEAM BOILERS & AUX PLNT	2 431	6 070	3 418
222 SEEDS FOR SOFT-FIXED OIL	22	71	38	712 STEAM ENGINES, TURBINES	3	308	167
233 RUBBER, SYNTHETIC, RECLAIMED	80 701	21 275	11 869	713 INTRNL COMBUS PISTN ENGN	986	6 875	3 809
247 OTH WOOD ROUGH, SQUARED	58 826	3 589	2 002	714 ENGINES & MOTORS NES	59	1 054	588
248 WOOD SHAPED	1 054	227	125	716 ROTATING ELECTRIC PLANT	2 425	11 466	6 383
251 PULP AND WASTE PAPER	402	70	43	718 OTH POWER GENERATING MACH	382	2 046	1 139
263 COTTON	4 714	926	521	721 AGRIC MACH, EXC TRACTORS	7 324	17 757	9 888
266 SYNTHETIC FIBRE TO SPIN	11 346	4 946	2 793	722 TRACTORS NON-ROAD	92	230	127
267 OTHER MAN-MADE FIBRES	3 202	1 447	805	723 CIVIL ENGINEERING EQUIP ETC	13 775	28 627	16 143
268 WOOL (EXC TOPS), ANML HAIR	764	576	316	724 TEXTILE, LEATHER MACHNRY	19 701	114 402	64 544
273 STONE, SAND AND GRAVEL	5 608	151	85	725 PAPER ETC MILL MACHINERY	3 291	12 755	7 213
274 SULPHUR ETC	1 918	669	371	726 PRINTING, BOOKBINDING MACH, PTS	4 178	24 083	13 672
277 NATURAL ABRASIVES NES	27	60	36	727 FOOD MACHRY NON-DOMESTIC	1 336	11 323	6 561
278 OTHER CRUDE MINERALS	43 641	3 211	1 810	728 OTH MACHRY FOR SPCL INDUS	52 944	209 185	118 328
282 IRON AND STEEL SCRAP	143 926	1 724	958	736 MACHINE TOOLS FOR METAL	15 302	106 191	61 069
286 URANIUM, THORIUM ORE, CONC	93 381	232	131	737 METALWORKING MACHNRY NES	8 919	69 501	38 628
287 BASE METAL ORES, CONC NES	42 739	3 032	1 688	741 HEATING, COOLING EQUIPMNT	16 394	64 915	36 668
288 NONFERROUS METAL SCRAP NES	37 709	1 187	655	742 PUMPS FOR LIQUIDS ETC	6 575	28 961	16 246
291 CRUDE ANIMAL MATERIALS NES	1 478	197	110	743 PUMPS NES, CENTRIFUGES ETC	13 001	41 978	23 600
292 CRUDE VEG MATERIALS NES	3 578	4 191	2 334	744 MECHANICAL HANDLING EQUI	23 988	52 616	29 436
334 PETROLEUM PRODUCTS, REFIN	63 547	11 054	6 143	745 NONELEC MACH, TOOLS NES	8 390	62 581	35 278
335 RESIDUAL PETROLEUM PROD NES	35 878	3 164	1 789	749 NONELEC MACH PTS, ACC NES	17 270	82 251	45 703
411 ANIMAL OILS AND FATS	4 131	558	314	751 OFFICE MACHINES	596	6 106	3 489
423 FIXED VEG OILS, SOFT	2 403	153	89	752 AUTOMATIC DATA PROC EQUIP	1 646	35 306	19 966
424 FIXED VEG OIL NONSOFT	19 586	1 671	963	759 OFFICE & ADP MCH PTS, ACC	363	6 916	3 898
431 PROCESSED ANML VEG OIL, ETC	12 655	2 500	1 392	761 TELEVISION RECEIVERS	323	1 980	1 120
511 HYDROCARBONS NES, DERIVS	36 524	8 534	4 744	762 RADIO BROADCAST RECEIVERS	1 005	3 139	1 783
512 ALCOHOLS, PHENOLS, ETC	116 609	28 606	15 857	763 SOUND RECORDERS, PHONOGRPH	153	2 986	1 688
513 ORGANIC ACIDS, ETC	61 252	23 072	12 854	764 TELECOM EQPT, PTS, ACC NES	1 016	9 975	5 642
514 NITROGEN-FUNCTION COMPOUNDS	26 925	20 860	11 579	771 ELECTRIC POWER MACHY NES	1 533	7 729	4 294
515 ORGANIC COMPOUNDS ETC	22 319	39 819	21 881	772 SWITCHGEAR ETC & PTS NES	1 533	20 528	11 480
516 OTHER ORGANIC CHEMICALS	40 760	9 096	5 055	773 ELECTRO-DISTRIBUTING MACH	18 251	8 985	5 325
522 INORGANIC ELEMENTS, OXIDES, ETC	182 056	24 626	13 759	774 ELECTRO-MEDCL, XRAY EQUIP	769	31 274	18 016
523 OTHER INORGANIC CHEMICALS	66 385	11 592	6 455	775 HOUSEHOLD TYPE EQUIP NES	705	2 483	1 389
524 RADIOACTIVE ETC MATERIAL	2	298	163	776 TRANSISTORS, VALVES, ETC	1 264	7 989	4 477
531 SYNTH DYE, NAT INDOGO, LAKES	7 304	24 106	13 452	778 ELECTRICAL MACHINERY NES	36 820	50 403	28 510
532 DYES NES, TANNING PRODS	3 480	1 012	563	781 PASS MOTOR VEH EXC BUSES	5 321	9 607	5 376
533 PIGMENTS, PAINTS, ETC	36 291	31 190	17 370	782 LORRIES, SPCL MTR VEH NES	5 886	11 162	6 239
541 MEDICINAL ETC PRODUCTS	1 292	17 179	9 559	783 ROAD MOTOR VEHICLES NES	89	123	69
551 ESSENTIAL OIL, PERFUME, ETC	357	2 363	1 327	784 MOTOR VEHCL PTS, ACC NES	8 541	14 427	8 090
553 PERFUMERY, COSMETICS, ETC	3 593	4 243	2 381	785 MOTOR & OTHER CYCLES ETC	1 549	2 627	1 447
554 SOAPS, CLEANING ETC PREPS	51 172	17 734	9 870	786 VEH NES NONMOTR, TRAILERS	7 604	4 895	2 796
562 FERTILIZERS MANUFACTURED	12 949	962	530	791 RAILWAY VEHICLES	5 565	7 255	3 910
				793 SHIPS AND BOATS	3	77	44
				801 INDUSTRIAL PLANT, CHAP 90	6	64	39

7 IMPORTS AND EXPORTS (SPECIAL TRADE) BY COUNTRIES OF PRODUCTION AND CONSUMPTION AND BY GROUPS OF THE SITC-REV. II 1987

GROUP DESCRIPTION	DT * 100 KG	1 000 DM	1 000 \$	GROUP DESCRIPTION	DT * 100 KG	1 000 DM	1 000 \$
812 PLUMB, HEATING, LIGHTING EQUI	991	2 171	1 231	582 PROD OF CONDENSATION ETC	9 541	1 925	1 057
821 FURNITURE	1 178	2 159	1 209	583 PROD OF POLYMERIZING ETC	261 736	31 936	17 857
831 TRAVEL GOODS, HANDBAGS	326	221	131	584 CELLULOSE DERIVATIVES ETC	663	120	67
842 MENS OUTERWEAR NOT KNIT	577	2 863	1 563	591 PESTICIDES, DISINFECTANTS	698	314	174
843 WOMENS OUTERWEAR NONKNIT	444	2 512	1 361	598 MISC CHEMICAL PRODS NES	16 512	2 744	1 536
844 UNDERWEAR NOT KNIT	13	66	36	611 LEATHER	5 426	5 680	3 169
845 OUTERWEAR KNIT NONELASTIC	272	1 640	927	612 LEATHER ETC MANUFACTURES	4 657	37 919	21 115
846 UNDERWEAR KNITTED	311	1 800	1 009	613 FUR SKINS TANNED, DRESSED	276	8 030	4 496
847 TEXTILE CLOTHING ACCESSORIES NES	156	871	490	621 MATERIALS OF RUBBER	6 080	2 543	1 402
848 HEADGEAR, NONTEXTILE CLOTHING	266	995	562	625 RUBBER TYRES, TUBES	51 678	12 546	7 006
851 FOOTWEAR	332	1 000	549	628 RUBBER ARTICLES NES	6 184	2 174	1 218
871 OPTICAL INSTRUMENTS	60	1 990	1 104	634 VENEERS, PLYWOOD, ETC	6 229	551	308
872 MEDICAL INSTRUMENTS NES	349	11 547	6 580	635 WOOD MANUFACTURES NES	558 409	29 945	16 695
873 METERS & COUNTERS NES	84	1 357	761	641 PAPER AND PAPERBOARD	99 388	9 547	5 282
874 MEASURING, CONTROLLING INSTR	4 630	96 493	55 064	642 ARTICLES OF PAPER ETC	3 031	429	234
881 PHOTO APPAR & EQUIPMENT NES	462	7 985	4 482	651 TEXTILE YARN AND THREAD	20 400	9 444	5 294
882 PHOTO, CINEMA SUPPLIES	3 456	7 934	4 410	652 COTTON FABRICS, WOVEN	2 222	3 436	1 906
883 DEVELOPED CINEMA FILM	6	130	72	653 WOVEN MAN-MADE FIB FABRIC	11 085	8 024	4 483
884 OPTICAL GOODS NES	113	3 060	1 699	654 OTHER WOVEN TEXTILE FABRIC	1 526	945	538
885 WATCHES AND CLOCKS	118	980	557	655 KNIT ETC FABRICS	2 236	821	458
892 PRINTED MATTER	6 937	8 414	4 686	657 SPECIAL TEXTILE ETC PROD	11 767	3 445	1 944
893 ARTICLES OF PLASTIC NES	8 454	12 562	6 968	658 TEXTILE ARTICLES NES	13 339	15 284	8 499
894 TOYS, SPORTING GOODS, ETC	1 858	4 028	2 266	659 FLOOR COVERINGS ETC	28 381	14 216	7 923
895 OFFICE SUPPLIES NES	364	2 194	1 241	661 CEMENT ETC BUILDING PROD	458 770	3 434	1 896
896 WORKS OF ART ETC		109	61	662 CLAY, REFRACTORY BLDG PRD	48 977	3 409	1 896
897 GOLD, SILVER WARE, JEWELRY	4	3 064	1 724	663 OTHER NONMETAL MINERAL MFS	52 601	1 824	1 025
898 MUSICAL INSTRUMENTS, PTS	1 855	10 774	6 071	664 GLASS	106 329	8 162	4 578
899 OTHER MANUFACTURED GOODS	1 038	5 285	2 996	665 GLASSWARE	228 791	13 741	7 670
941 ZOO ANIMALS, PETS	14	174	95	666 POTTERY	3 899	4 460	2 510
971 GOLD, NON MONETARY NES		612	341	671 PIG IRON ETC	2 769	279	162
HUNGARY				672 IRON, STL PRIMARY FORMS	150 243	6 585	3 632
IMPORTS				673 IRON AND STEEL SHAPES	408 256	19 762	11 048
001 LIVE ANIMALS	54 144	17 936	10 034	674 IRON, STL UNIV. PLATE SHEET	652 621	45 285	25 145
011 MEAT FRESH, CHILLED, FROZEN	219 561	91 276	51 677	675 IRON, STEEL HOOP, STRIP	8 193	654	362
014 MEAT PREP, PRSVD, NES ETC	97 544	52 231	29 074	676 RAILWAY RAILS ETC IRN, STL	1 022	111	64
024 CHEESE AND CURD	1 318	809	452	677 IRN, STL WIRE EXCL W ROD	63 798	4 082	2 266
025 EGGS, BIRDS, FRESH, PRSVD	1 152	162	90	678 IRON, STL TUBES, PIPES, ETC	311 483	19 312	10 726
034 FISH FRESH, CHILLED, FROZEN	5 722	3 620	2 047	679 IRN, STL CASTINGS UNWORKE	22 526	2 247	1 257
044 MAIZE UNMILLED	100 836	22 477	12 615	681 SILVER, PLATINUM, ETC	45	1 965	1 088
045 CEREALS NES UNMILLED	15 943	763	426	682 COPPER EXC CEMENT COPPER	67 431	16 171	9 080
048 CEREAL ETC PREPARATIONS	8 609	928	289	683 NICKEL	3 091	3 171	1 807
054 VEG ETC FRSH, SMPLY PRSVD	862 903	51 882	28 924	684 ALUMINIUM	109 937	32 551	18 204
056 VEGETABLES ETC PRSVD, PREP	191 989	25 938	14 566	685 NON-FER BASE METALS NES	966	1 172	654
057 FRUIT, NUTS, FRESH, DRIED	446 379	21 088	11 771	691 STRUCTURES AND PARTS NES	140 180	26 172	14 476
058 FRUIT PRESERVED, PREPARED	216 443	38 927	21 924	692 METAL TANKS, BOXES, ETC	9 424	3 169	1 774
061 SUGAR AND HONEY	36 932	8 530	4 761	693 WIRE PRODUCTS NON ELECTR	736	375	208
062 SUGAR PREPS NON-COCOA	4 554	857	486	694 STL, COPPR NAILS, NUTS, ETC	30 244	3 204	1 786
071 COFFEE AND SUBSTITUTES	4 803	470	259	695 TOOLS	8 273	7 248	4 048
072 COCOA	1 950	1 650	941	696 CUTLERY	306	139	77
073 CHOCOLATE AND PRODUCTS	3 634	1 068	594	697 BASE MTL HOUSEHOLD EQUIP	17 562	6 719	3 771
075 SPICES	30 011	8 220	4 589	699 OTHER METAL MANUFACTURES	134 929	29 882	16 820
081 FEEDING STUFF FOR ANIMALS	376 611	11 188	6 237	711 STEAM BOILERS & AUX PLNT	974	167	93
091 MARGARINE AND SHORTENING	23 732	2 112	1 175	712 STEAM ENGINES, TURBINES	30	387	213
098 EDIBLE PRODUCTS, PREPS NES	25 806	3 655	2 040	713 INTRNL COMBUS PISTN ENGN	583	431	252
111 NON-ALCOHOL BEVERAGES NES	2 417	128	71	714 ENGINES & MOTORS NES	386	1 161	649
112 ALCOHOLIC BEVERAGES	145 258	18 665	10 516	716 ROTATING ELECTRIC PLANT	32 812	21 832	12 230
121 TOBACCO UNMFGCTD, REFUSE	1 181	749	414	718 OTH POWER GENERATG MACHY	897	1 779	993
211 HIDES, SKINS, UNDERESSED	3 552	314	174	721 AGRIC MACHY, EXC TRACTORS	45 860	32 297	17 994
212 FUR SKINS UNDERESSED	35	494	270	723 CIVIL ENGINEER EQUIP ETC	38 555	10 539	5 934
222 SEEDS FOR SOFT/FIXED OIL	237 609	15 562	8 760	724 TEXTILE, LEATHER MACHNRY	7 400	6 130	3 416
223 SEEDS FOR OTH FIXED OILS	131 036	15 149	8 417	725 PAPER ETC MILL MACHINERY	515	1 149	639
233 RUBBER, SYNTHETIC, RECLAIMD	46 127	5 120	2 851	726 PRINTG, BKBINDG MACHY, PTS	3 067	1 555	860
245 FUEL WOOD NES, CHARCOAL	8 697	485	270	727 FOOD MACHRY NON-DOMESTIC	205	555	316
246 PULPWOOD, CHIPS, WOODWASTE	15 956	397	223	728 OTH MACHY FOR SPLCL INDUS	31 655	13 719	7 600
247 OTH WOOD ROUGH, SQUARED	6 158	117	65	736 MACHINE TOOLS FOR METAL	10 596	12 478	7 012
248 WOOD SHAPED	81 532	4 743	2 642	737 METALWORKING MACHNRY NES	8 025	5 500	3 058
263 COTTON	12 011	858	479	741 HEATING, COOLING EQUIPMNT	4 313	3 540	1 994
266 SYNTHETIC FIBRE TO SPIN	929	174	100	742 PUMPS FOR LIQUIDS ETC	1 526	2 034	1 139
267 OTHER MAN-MADE FIBRES	28 253	3 753	2 119	743 PUMPS NES, CENTRIFUGES ETC	8 176	2 832	1 583
268 WOOL (EXC TOPS), ANML HAIR	8 387	4 856	2 728	744 MECHANICAL HANDLING EQU	47 480	9 594	5 379
269 WASTE OF TEXTILE FABRICS	5 177	301	171	745 NONELEC MACHY, TOOLS NES	3 537	2 588	1 466
273 STONE, SAND AND GRAVEL	7 924	362	203	749 NONELEC MACH PTS, ACC NES	28 793	34 779	19 418
274 SULPHUR ETC	3 550	207	118	752 AUTOMATIC DATA PROC EQUIP	103	387	218
277 NATURAL ABRASIVES NES	455	56	31	759 OFFICE & ADP MCH PTS, ACC	2 860	3 085	1 716
278 OTHER CRUDE MINERALS	151 776	2 608	1 455	761 TELEVISION RECEIVERS	5 021	7 376	4 251
282 IRON AND STEEL SCRAP	60 173	1 813	1 015	763 SOUND RECORDRS, PHONOGRPH	456	932	515
287 BASE METAL ORES, CONC NES	10 623	813	456	764 TELECOM EQPT, PTS, ACC NES	5 612	7 139	3 998
288 NONFERR METAL SCRAP NES	115 776	16 426	9 226	771 ELECTRIC POWER MACHY NES	4 296	3 311	1 834
289 PREC METAL ORE, WASTE NES	13	10 527	5 896	772 SWITCHGEAR ETC & PTS NES	3 202	9 448	5 270
291 CRUDE ANIMAL MATERIALS NES	77 504	73 516	41 424	773 ELECTRIC DISTRIBUTING MACH	3 528	6 136	3 419
292 CRUDE VEG MATERIALS NES	75 997	18 054	10 135	774 ELECTRO-MEDCL, XRAY EQUIP	256	1 188	675
323 BRIQUETS, COKE, SEMI-COKE	4 939	85	50	775 HOUSEHOLD TYPE EQUIP NES	29 279	20 506	11 444
334 PETROLEUM PRODUCTS, REFIN	3 161 949	91 946	51 155	776 TRANSISTORS, VALVES, ETC	274	1 283	730
335 RESIDUAL PETRLM PROD NES	738 763	29 399	16 382	778 ELECTRICAL MACHINERY NES	19 696	26 522	14 749
411 ANIMAL OILS AND FATS	109 714	4 924	2 749	781 PASS MOTOR VEH EXC BUSES	235	175	99
423 FIXED-VEG OILS, SOFT	44 543	2 956	1 635	782 LORRIES, SPLCL MTR VEH NES	1 227	1 290	722
424 FIXED-VEG OIL NONSOFT	3 002	230	126	783 ROAD MOTOR VEHICLES NES	347	264	145
511 HYDROCARBONS NES, DERIVS	461 020	25 730	14 238	784 MOTOR VEHCL PTS, ACC NES	15 371	7 579	4 273
512 ALCOHOLS, PHENOLS, ETC	28 294	3 874	2 170	785 MOTOR & OTHER CYCLES ETC	43	76	42
513 ORGANIC ACIDS, ETC	9 788	1 547	876	786 VEH NES NONMOTR, TRAILERS	17 539	5 026	2 844
514 NITROGEN-FUNCTN COMPOUNDS	25 341	8 892	4 975	791 RAILWAY VEHICLES	1 344	362	200
515 ORG-INORG COMPOUNDS ETC	12 108	15 691	8 790	792 AIRCRAFT	9	57	31
516 OTHER ORGANIC CHEMICALS	1 380	335	188	793 SHIPS AND BOATS	162	209	115
522 INORG ELEMENTS, OXIDES, ETC	36 860	4 854	2 722	812 PLUMB, HEATING, LIGHTING EQUI	33 303	6 701	3 745
523 OTHER INORGANIC CHEMICALS	150 471	5 702	3 182	821 FURNITURE	168 665	59 894	33 578
533 PIGMENTS, PAINTS, ETC	1 473	780	435	831 TRAVEL GOODS, HANDBAGS	7 188	9 698	5 443
541 MEDICINAL ETC PRODUCTS	184	1 955	1 125	842 MENS OUTERWEAR NOT KNIT	12 041	52 824	29 407
551 ESSENTIAL OIL, PERFUME, ETC	76	536	300	843 WOMENS OUTERWEAR NONKNIT	24 989	164 521	91 502
553 PERFUMERY, COSMETICS, ETC	23	59	32	844 UNDERWEAR NOT KNIT	706	2 466	1 383
554 SOAPS, CLEANING ETC PREPS	4 227	927	538	845 UNDERWEAR KNIT NONELASTIC	11 582	55 614	30 870
562 FERTILIZERS MANUFACTURED	1 911 456	43 381	24 523	846 UNDERWEAR KNITTED	7 041	49 375	27 564
572 EXPLOSIVES, PYROTECH PROD	1 800	843	465	847 TEXTILE CLOTHING ACCESSORIES NES	1 791	6 344	3 546
				848 HEADGEAR, NONTEXTILE CLOTHING	1 146	14 373	8 073
				851 FOOTWEAR	18 481	68 289	37 927
				872 MEDICAL INSTRUMENTS NES	1 043	6 553	3 671

7 IMPORTS AND EXPORTS (SPECIAL TRADE) BY COUNTRIES OF PRODUCTION AND CONSUMPTION AND BY GROUPS OF THE SITC-REV. II 1987

GROUP DESCRIPTION	DT * 100 KG	1 000 DM	1 000 \$	GROUP DESCRIPTION	DT * 100 KG	1 000 DM	1 000 \$
873 METERS & COUNTERS NES	41	103	62	651 TEXTILE YARN AND THREAD	80 784	80 652	44 742
874 MEASURING, CONTROLLING INSTR	1 051	6 493	3 643	652 COTTON FABRICS, WOVEN	11 846	33 559	18 845
881 PHOTO APPAR & EQUIPT NES	51	141	81	653 WOVN MAN-MADE FIB FABRIC	19 394	69 201	38 841
882 PHOTO, CINEMA SUPPLIES	117	443	248	654 OTH WOVEN TEXTILE FABRIC	6 243	28 897	16 169
883 DEVELOPED CINEMA FILM	5	86	43	655 KNIT ETC FABRICS	11 195	31 450	17 469
884 OPTICAL GOODS NES	65	2 521	1 407	656 LACE, RIBBONS, TULLE, ETC	2 152	8 007	4 475
885 WATCHES AND CLOCKS	489	1 061	602	657 SPECIAL TEXTILE ETC PROD	14 814	34 942	19 537
892 PRINTED MATTER	19 070	8 541	4 770	658 TEXTILE ARTICLES NES	2 080	3 212	1 791
893 ARTICLES OF PLASTIC NES	21 053	5 907	3 301	659 FLOOR COVERINGS ETC	179	427	242
894 TOYS, SPORTING GOODS, ETC	23 861	12 712	7 100	661 CEMENT ETC BUILDING PROD	2 959	172	88
895 OFFICE SUPPLIES NES	207	603	338	662 CLAY, REFRACTORY BLDG PRD	65 017	15 113	8 423
896 WORKS OF ART ETC	434	2 263	1 258	663 OTH NONMETAL MINERAL MFS	22 105	15 356	8 606
897 GOLD, SILVER WARE, JEWELRY	5	843	464	664 GLASS	49 882	10 460	5 803
898 MUSICAL INSTRUMENTS, PTS	1 176	1 861	1 053	665 GLASSWARE	9 933	2 778	1 529
899 OTHER MANUFACTURED GOODS	13 506	6 601	3 668	666 POTTERY	617	359	202
941 ZOO ANIMALS, PETS	164	201	114	667 PEARL, PREC., SEMI-P STONE	6	6	6
961 COIN NONGOLD, NONCURRENT	2	284	155	671 PIG IRON ETC	7 900	1 677	930
				672 IRON, STL PRIMARY FORMS	446	93	53
EXPORTS	7 289 770	2 891 723	1 616 940	673 IRON AND STEEL SHAPES	41 947	8 461	4 733
001 LIVE ANIMALS	164	392	225	674 IRN, STL UNIV, PLATE, SHEET	211 195	38 806	21 439
011 MEAT FRESH, CHILLED, FROZEN	28 524	5 394	2 966	675 IRON, STEEL HOOP, STRIP	28 708	6 453	3 573
035 FISH SALTED, DRIED, SMOKED	28	70	42	676 RAILWAY RAILS ETC IRN, STL	547	207	121
036 SHELL FISH FRESH, FROZEN	56	86	51	677 IRN, STL WIRE EXCL W ROD	51 984	9 704	5 415
037 FISH ETC PREPD PRSDV NES	1 786	1 126	654	678 IRON, STL TUBES, PIPES, ETC	90 160	23 103	12 849
043 BARLEY UNMILLED	2 508 886	29 044	16 806	679 IRN, STL CASTINGS UNWORKE	5 051	1 265	706
044 MAIZE UNMILLED	2 115	631	346	681 SILVER, PLATINUM, ETC	330	19 517	10 810
045 CEREALS NES UNMILLED	408 054	4 098	2 230	682 COPPER EXC CEMENT COPPER	29 096	22 156	12 541
048 CEREAL ETC PREPARATIONS	1 824	171	93	683 NICKEL	320	1 417	783
054 VEG ETC FRSH, SMPLY PRSDV	10 525	651	356	684 ALUMINIUM	9 223	6 074	3 401
058 FRUIT PRESERVED, PREPARED	405	484	271	685 LEAD	3 262	1 638	503
061 SUGAR AND HONEY	30 006	965	520	686 ZINC	3 951	807	445
071 COFFEE AND SUBSTITUTES	35	73	40	687 TIN	200	378	211
072 COCOA	1 224	405	226	689 NON-FER BASE METALS NES	358	2 816	1 558
073 CHOCOLATE AND PRODUCTS	2 296	1 717	971	691 STRUCTURES AND PARTS NES	7 345	5 876	3 272
075 SPICES	160	133	73	692 METAL TANKS, BOXES, ETC	4 297	2 075	1 149
081 FEEDING STUFF FOR ANIMLS	411 413	33 750	18 891	693 WIRE PRODUCTS NON ELECTR	1 096	2 021	1 138
098 EDIBLE PRODCTS, PREPS NES	1 425	1 180	674	694 STL, COPPR NAILS, NUTS, ETC	6 554	5 290	2 943
111 NON-ALCOHL BEVERAGES NES	795	99	53	695 TOOLS	5 544	27 520	15 376
112 ALCOHOLIC BEVERAGES	8 336	1 155	636	696 CUTLERY	174	1 354	761
122 TOBACCO MFRS	1 045	2 375	1 314	697 BASE MTL HOUSEHOLD EQUIP	955	1 570	882
211 HIDES, SKINS, UNDRRESSED	39 839	13 157	7 310	699 OTHER METAL MANUFACTURES	31 216	29 735	16 561
212 FUR SKINS UNDRRESSED	21	185	101	700 INDUSTRIAL PLANT, CHAP 84	7 883	34 239	19 018
222 SEEDS FOR SOFT-FIXED OIL	707	59	32	703 INDUSTRIAL PLANT, CHAP 85	1 702	6 446	3 634
223 SEEDS FOR OTH FIXED OILS	625	102	57	711 STEAM BOILERS & AUX PLNT	1 241	2 296	1 274
232 NATURAL RUBBER, GUMS	708	138	67	712 STEAM ENGINES, TURBINES	18	402	220
233 RUBBER, SYNTHETIC, RECLAIMD	52 530	14 719	8 194	713 INTRNL COMBUS PISTN ENGN	3 386	17 273	9 623
246 PULPWOOD, CHIPS, WOODWASTE	1 040	51	30	716 ROTATING ELECTRIC PLANT	3 374	12 722	7 113
247 OTH WOOD ROUGH, SQUARED	27 719	1 472	857	718 OTH POWER GENERATG MACHY	1 484	4 540	2 533
248 WOOD SHAPED	23 040	1 476	834	721 AGRIC MACHY, EXC TRACTORS	50 468	64 816	35 765
251 PULP AND WASTE PAPER	4 055	724	405	722 TRACTORS NON-ROAD	2 528	4 733	2 593
263 COTTON	2 021	372	205	723 CIVIL ENGINEER EQUIP ETC	16 884	29 266	16 332
266 SYNTHETIC FIBRE TO SPIN	65 856	21 565	12 030	724 TEXTILE, LEATHER MACHNRY	14 052	65 799	36 738
267 OTHER MAN-MADE FIBRES	6 493	2 854	1 587	725 PAPER ETC MILL MACHINERY	1 964	9 322	5 146
268 WOOL (EXC TOPS), ANML HAIR	1 296	1 037	574	726 PRINTG, BK BINDG MACHY, PTS	3 966	20 115	11 346
269 WASTE OF TEXTILE FABRICS	4 437	698	406	727 FOOD MACHRY NON-DOMESTIC	2 269	12 569	7 142
273 STONE, SAND AND GRAVEL	21 472	420	235	728 OTH MACHY FOR SPCL INDUS	24 831	100 028	56 273
274 SULPHUR ETC	472	74	43	736 MACHINE TOOLS FOR METAL	12 128	58 798	33 672
278 OTHER CRUDE MINERALS	98 481	3 574	1 979	737 METALWORKING MACHNRY NES	4 670	10 098	5 631
287 BASE METAL ORES, CONC NES	32 538	2 049	1 144	741 HEATING, COOLING EQUIPMNT	14 025	47 346	26 708
288 NONFER METAL SCRAP NES	14 090	3 333	1 852	742 PUMPS FOR LIQUIDS ETC	8 244	32 703	18 316
291 CRUDE ANIMAL MTRIALS NES	2 336	902	507	743 PUMPS NES, CENTRIFUGES ETC	8 822	33 046	18 545
292 CRUDE VEG MATERIALS NES	5 093	12 594	7 009	744 MECHANICAL HANDLING EQU	10 823	26 694	15 065
322 COAL, LIGNITE, PEAT	5 866	345	193	745 NONELEC MACHY, TOOLS NES	7 656	57 785	32 450
323 BRIQUETS, COKE, SEMI-COKE	10 269	396	222	749 NONELEC MACH PTS, ACC NES	20 552	78 674	44 044
334 PETROLEUM PRODUCTS, REFIN	13 704	5 545	3 091	751 OFFICE MACHINES	637	4 277	2 418
335 RESIDUAL PETRLM PROD NES	13 787	1 347	750	752 AUTOMATIC DATA PROC EQUIP	2 243	33 476	18 789
411 ANIMAL OILS AND FATS	279	160	88	759 OFFICE & ADP MCH PTS, ACC	671	11 885	6 699
424 FIXED VEG OIL NONSOFT	3 044	442	245	761 TELEVISION RECEIVERS	1 522	5 580	3 103
431 PROCESD ANML VEG OIL, ETC	19 213	3 860	2 148	762 RADIO BROADCAST RECEIVRS	1 144	4 048	2 243
511 HYDROCARBONS NES, DERIVS	26 185	6 375	3 545	763 SOUND RECORDRS, PHONOGRPH	590	8 247	4 597
512 ALCOHOLS, PHENOLS, ETC	143 130	25 603	14 246	764 TELECOM EQPT, PTS, ACC NES	11 170	37 098	20 852
513 ORGANIC ACIDS, ETC	86 501	27 673	15 337	771 ELECTRIC POWER MACHY NES	2 683	7 450	4 170
514 NITROGEN-FUNCTN COMPOUNDS	73 216	47 016	26 079	772 SWITCHGEAR ETC & PTS NES	4 979	59 613	33 486
515 ORG-INORG COMPOUNDS ETC	22 272	21 615	11 967	773 ELECTRIC DISTRIBUTING MACH	13 218	12 674	7 213
516 OTHER ORGANIC CHEMICALS	46 906	19 096	10 563	774 ELECTRO-MEDCL, XRAY EQUIP	287	12 838	7 390
522 INORG ELEMNTS, OXIDES, ETC	361 481	21 613	12 091	775 HOUSEHOLD TYPE EQUIP NES	1 676	4 196	2 365
523 OTHR INORGANIC CHEMICALS	286 005	26 671	14 878	776 TRANSISTORS, VALVES, ETC	1 015	31 199	17 451
524 RADIOACTIVE ETC MATERIAL		271	180	778 ELECTRICAL MACHINERY NES	23 798	56 699	31 726
531 SYNT DYE, NAT INDGO, LAKES	10 922	22 343	12 426	781 PASS MOTOR VEH EXC BUSES	18 207	31 712	17 969
532 DYES NES, TANNING PRODS	2 648	861	476	782 LORRIES, SPCL MTR VEH NES	5 620	8 628	4 886
533 PIGMENTS, PAINTS, ETC	57 174	38 826	21 698	783 ROAD MOTOR VEHICLES NES	2 676	5 985	3 310
541 MEDICINAL ETC PRODUCTS	4 535	29 636	16 500	784 MOTOR VEHCL PTS, ACC NES	31 230	55 804	31 167
551 ESSENTL OIL, PERFUME, ETC	2 433	5 770	3 223	785 MOTOR & OTHER CYCLES ETC	379	931	519
553 PERFUMERY, COSMETICS, ETC	6 207	5 513	3 073	786 VEH NES NONMOTR, TRAILERS	11 094	12 011	6 673
554 SOAPS, CLEANING ETC PREPS	96 815	19 708	10 993	791 RAILWAY VEHICLES	8 345	9 428	5 241
562 FERTILIZERS MANUFACTURED	52 536	3 730	2 069	792 AIRCRAFT	19	62	36
582 PROD OF CONDENSATION ETC	59 027	45 992	25 625	793 SHIPS AND BOATS	56	162	87
583 PROD OF POLYMERIZING ETC	201 127	74 672	41 621	801 INDUSTRIAL PLANT, CHAP 90	29	2 046	1 129
584 CELLULOSE DERIVATIVES ETC	4 679	8 616	4 786	812 PLUMB, HEATING, LIGHTING EQU	675	1 570	874
585 PLASTIC MATERIALS NES	6 372	1 588	877	821 FURNITURE	2 765	3 468	1 922
591 PESTICIDES, DISINFECTANTS	8 395	13 478	7 407	831 TRAVEL GOODS, HANDBAGS	250	330	183
592 STARCH, INULIN, GLUTEN, ETC	17 767	7 875	4 401	842 MENS OUTERWEAR NOT KNIT	489	1 915	1 069
598 MISC CHEMICAL PRODS NES	208 349	65 057	36 219	843 WOMENS OUTERWEAR NONKNIT	1 214	5 681	3 178
611 LEATHER	8 730	49 981	27 865	845 OUTERWEAR KNIT NONELASTC	2 443	12 593	7 080
612 LEATHER ETC MANUFACTURES	7 699	12 652	7 071	846 UNDERWEAR KNITTED	4 726	37 562	20 973
613 FUR SKINS TANNED, DRESSED	355	1 218	679	847 TXLT CLTHNG ACCESSRYS NES	2 950	8 812	4 932
621 MATERIALS OF RUBBER	5 452	6 089	3 398	848 HEADGEAR, NONTXLT CLOTHNG	705	3 359	1 868
625 RUBBER TYRES, TUBES	30 576	6 531	3 638	851 FOOTWEAR	1 342	5 791	3 258
628 RUBBER ARTICLES NES	4 162	10 244	5 735	871 OPTICAL INSTRUMENTS	54	716	401
633 CORK MANUFACTURES	204	627	351	872 MEDICAL INSTRUMENTS NES	884	18 497	10 339
634 VENEERS, PLYWOOD, ETC	687	705	399	873 METERS & COUNTERS NES	2 276	4 654	2 733
635 WOOD MANUFACTURES NES	1 272	769	428	874 MEASURING, CONTROLLING INSTR	2 903	60 634	28 347
641 PAPER AND PAPERBOARD	216 104	51 454	28 680	881 PHOTO APPAR & EQUIPT NES	268	3 805	1 971
642 ARTICLES OF PAPER ETC	26 647	11 407	6 406	882 PHOTO, CINEMA SUPPLIES	8 990	18 290	10 180
				883 DEVELOPED CINEMA FILM	4	141	77

7 IMPORTS AND EXPORTS (SPECIAL TRADE) BY COUNTRIES OF PRODUCTION AND CONSUMPTION AND BY GROUPS OF THE SITC-REV. II 1987

GROUP DESCRIPTION	DT * 100 KG	1 000 DM	1 000 \$	GROUP DESCRIPTION	DT * 100 KG	1 000 DM	1 000 \$
884 OPTICAL GOODS NES	27	2 417	1 336	736 MACHINE TOOLS FOR METAL	5 225	3 271	1 842
885 WATCHES AND CLOCKS	440	2 690	1 517	741 HEATING, COOLING EQUIPMNT	1 341	619	377
892 PRINTED MATTER	7 547	12 750	7 137	742 PUMPS FOR LIQUIDS ETC	41	89	49
893 ARTICLES OF PLASTIC NES	15 704	17 785	9 975	743 PUMPS NES, CENTRIFUGES ETC	1 992	958	524
894 TOYS, SPORTING GOODS, ETC	2 420	7 047	3 885	744 MECHANICAL HANDLING EQU	4 334	1 047	598
895 OFFICE SUPPLIES NES	4 036	22 453	12 591	749 NONELEC MACH PTS, ACC NES	14 365	18 596	10 434
896 WORKS OF ART ETC	69	11 468	6 322	752 AUTOMATIC DATA PROC EQUIP	174	1 234	679
897 GOLD, SILVER WARE, JEWELRY	3	2 415	1 391	761 TELEVISION RECEIVERS	8 145	6 951	3 884
898 MUSICAL INSTRUMENTS, PTS	2 941	14 672	8 383	762 RADIO BROADCAST RECEIVERS	37	62	33
899 OTHER MANUFACTURED GOODS	978	9 410	5 258	764 TELECOM EQPT, PTS, ACC NES	151	90	49
941 ZOO ANIMALS, PETS	25	130	71	773 ELECTR DISTRIBUTING MACH	5 821	1 325	735
971 GOLD, NON MONETARY NES	11	1 104	617	774 ELECTRO-MEDCL, XRAY EQUIP	3	107	58
ROMANIA				775 HOUSEHOLD TYPE EQUIP NES	4 476	1 479	823
IMPORTS	10 751 245	1 430 395	796 237	778 ELECTRICAL MACHINERY NES	3 848	2 405	1 352
011 MEAT FRESH, CHILLO, FROZEN	49 283	27 483	15 372	784 MOTOR VEHCL PTS, ACC NES	8 605	1 565	872
014 MEAT PREPD, PRSVD, NES ETC	52 184	15 917	8 881	786 VEH NES NONMOTR, TRAILERS	11 273	2 292	1 285
024 CHEESE AND CURD	630	213	117	792 AIRCRAFT	23	2 498	1 370
034 FISH FRESH, CHILLED, FROZN	824	943	536	812 PLUMB, HEATING, LGHTNG EQU	15 022	3 497	1 979
036 SHELL FISH FRESH, FROZEN	910	1 197	655	821 FURNITURE	1 126 270	315 315	176 189
037 FISH ETC PREPD PRSVD NES	3	182	106	831 TRAVEL GOODS, HANDBAGS	6 576	5 031	2 792
044 MAIZE UNMILLED	34 063	5 695	3 255	842 MENS OUTERWEAR NOT KNIT	16 935	61 341	45 014
054 VEG ETC FRSH, SMPLY PRSVD	164 130	12 646	6 983	843 WOMENS OUTERWEAR NONKNIT	28 162	143 714	79 480
056 VEGETABLES ETC PRSVD, PREPD	9 420	2 794	1 570	844 UNDERWEAR NOT KNIT	9 055	23 779	13 286
057 FRUIT, NUTS, FRESH, DRIED	138 394	13 442	7 355	845 UNDERWEAR KNIT NONELASTC	19 948	47 707	26 589
058 FRUIT PRESERVED, PREPARED	23 468	3 920	2 224	846 UNDERWEAR KNITTED	13 436	23 239	12 961
061 SUGAR AND HONEY	9 979	2 958	1 637	847 TXLT CLTHNG ACCESSRY NES	7 056	13 978	7 826
075 SPICES	1 068	166	91	848 HEADGEAR, NONTXLT CLOTHNG	614	3 652	2 011
081 FEEDING STUFF FOR ANIMLS	1 011	123	67	874 MEASURING, CONTROLNG INSTR	529	595	333
098 EDIBLE PRODCTS, PREPS NES	3 542	567	316	882 PHOTO, CINEMA SUPPLIES	264	1 030	585
111 NON-ALCOHL BEVERAGES NES	1 727	142	82	884 OPTICAL GOODS NES	185	3 689	2 055
112 ALCOHOLIC BEVERAGES	86 181	9 181	5 152	885 WATCHES AND CLOCKS	509	269	156
121 TOBACCO UNMFACTRD, REFUSE	800	348	192	892 PRINTED MATTER	21	63	37
212 FUR SKINS UNRESSED	4	103	56	893 ARTICLES OF PLASTIC NES	33 666	5 191	2 876
222 SEEDS FOR SOFT/FIXED OIL	1 834	224	122	894 TOYS, SPORTING GOODS, ETC	17 272	6 127	3 425
223 SEEDS FOR OTH FIXED OILS	4 407	1 050	602	895 OFFICE SUPPLIES NES	623	143	79
233 RUBBER, SYNTHETIC, RECLAIMD	23 153	3 069	1 702	896 WORKS OF ART ETC	10	370	203
245 FUEL WOOD NES, CHARCOAL	5 549	346	191	899 OTHER MANUFACTURED GOODS	27 450	11 439	6 384
248 WOOD SHAPED	346 314	18 815	10 409	971 GOLD, NON MONETARY NES	9	20 893	11 690
266 SYNTHETIC FIBRE TO SPIN	73 054	16 761	9 300	EXPORTS	950 100	583 471	326 741
267 OTHER MAN-MADE FIBRES	31 965	4 929	2 779	011 MEAT FRESH, CHILLO, FROZEN	8 315	1 793	976
277 NATURAL ABRASIVES NES		73	41	014 MEAT PREPD, PRSVD, NES ETC	1 555	1 557	883
291 CRUDE ANIMAL MTRIALS NES	8 703	3 146	1 749	022 MILK AND CREAM	23 006	4 161	2 315
292 CRUDE VEG MATERIALS NES	11 121	3 039	1 698	024 CHEESE AND CURD	109	242	139
334 PETROLEUM PRODUCTS, REFIN	3 630 072	114 605	63 487	042 RICE	406	111	62
335 RESIDUAL PETRLM PROD NES	10 500	515	277	046 WHEAT ETC MEAL OR FLOUR	1 487	177	103
411 ANIMAL OILS AND FATS	3 093	128	69	048 CEREAL ETC PREPARATIONS	626	443	244
423 FIXED VEG OILS, SOFT	18 926	1 189	660	061 SUGAR AND HONEY	927	119	68
431 PROCESD ANML VEG OIL, ETC	6 442	238	130	071 COFFEE AND SUBSTITUTES	5 201	4 871	2 656
511 HYDROCARBONS NES, DERIVS	1 000	142	79	072 COCOA	27 226	7 439	4 158
512 ALCOHOLS, PHENOLS, ETC	16 384	1 814	1 062	073 CHOCOLATE AND PRODUCTS	524	390	223
513 ORGANIC ACIDS, ETC	41 982	7 106	3 968	081 FEEDING STUFF FOR ANIMLS	5 928	1 429	831
514 NITROGEN-FUNCTN COMPOUNDS	3 138	421	241	091 MARGARINE AND SHORTENING	719	281	160
515 ORG-INORG COMPOUNDS ETC	22 431	4 486	2 542	098 EDIBLE PRODCTS, PREPS NES	1 598	1 935	1 081
516 OTHER ORGANIC CHEMICALS	201	69	40	111 NON-ALCOHL BEVERAGES NES	1 601	237	133
522 INORG ELEMENTS, OXIDES, ETC	1 693	566	310	112 ALCOHOLIC BEVERAGES	667	104	57
523 OTHR INORGANIC CHEMICALS	61 756	3 672	2 041	122 TOBACCO MFRS	77	189	104
541 MEDICINAL ETC PRODUCTS	2 080	4 556	2 509	211 HIDES, SKINS, UNRESSED	13 452	4 980	2 809
551 ESSENTL OIL, PERFUME, ETC	101	166	102	233 RUBBER, SYNTHETIC, RECLAIMD	2 788	1 400	776
554 SOAPS, CLEANING ETC PREPS	2 979	232	129	274 SULPHUR ETC	7 946	631	366
562 FERTILIZERS MANUFACTURED	2 249 016	37 409	20 809	278 OTHER CRUDE MINERALS	12 045	605	346
582 PROD OF CONDENSATION ETC	11 314	3 401	1 881	287 BASE METAL ORES, CONC NES	160 411	16 216	9 107
583 PROD OF POLYMERIZING ETC	52 039	6 730	3 714	291 CRUDE ANIMAL MTRIALS NES	572	64	35
598 MISC CHEMICAL PRODS NES	22 353	2 737	1 542	292 CRUDE VEG MATERIALS NES	608	685	379
612 LEATHER ETC MANUFACTURES	428	1 730	964	334 PETROLEUM PRODUCTS, REFIN	12 111	4 105	2 280
613 FUR SKINS TANNED, DRESSED	5	189	105	335 RESIDUAL PETRLM PROD NES	36 910	2 071	1 163
621 MATERIALS OF RUBBER	14 712	2 940	1 634	411 ANIMAL OILS AND FATS	648	163	96
625 RUBBER TYRES, TUBES	16 511	5 118	2 821	423 FIXED VEG OILS, SOFT	359	116	69
628 RUBBER ARTICLES NES	5 040	1 547	870	431 PROCESD ANML VEG OIL, ETC	5 507	782	430
634 VENEERS, PLYWOOD, ETC	63 497	6 313	3 532	511 HYDROCARBONS NES, DERIVS	1 147	604	335
635 WOOD MANUFACTURES NES	85 572	17 121	9 541	512 ALCOHOLS, PHENOLS, ETC	46 402	12 368	6 897
641 PAPER AND PAPERBOARD	204 579	19 320	10 719	513 ORGANIC ACIDS, ETC	24 101	4 833	2 720
651 TEXTILE YARN AND THREAD	7 294	3 912	2 167	514 NITROGEN-FUNCTN COMPOUNDS	7 140	6 954	3 945
652 COTTON FABRICS, WOVEN	4 159	4 327	2 424	515 ORG-INORG COMPOUNDS ETC	6 034	7 458	4 165
653 WOVN MAN-MADE FIB FABRIC	6 345	4 658	2 586	516 OTHER ORGANIC CHEMICALS	1 716	1 181	668
654 OTH WOVEN TEXTILE FABRIC	50	93	53	522 INORG ELEMENTS, OXIDES, ETC	38 843	7 492	4 224
657 SPECIAL TEXTILE ETC PROD	24	135	74	523 OTHR INORGANIC CHEMICALS	20 200	5 451	3 026
658 TEXTILE ARTICLES NES	5 236	6 149	3 396	531 SYNT DYE, NAT INDGO, LAKES	4 862	20 805	11 698
659 FLOOR COVERINGS ETC	332	1 580	875	532 DYES NES, TANNING PRODS	123	62	36
661 CEMENT ETC BUILDING PROD	327 878	6 816	3 786	533 PIGMENTS, PAINTS, ETC	14 041	8 755	4 850
662 CLAY, REFRACTORY BLDG PRD	1 724	94	56	541 MEDICINAL ETC PRODUCTS	2 764	12 992	7 308
663 OTH NONMETAL MINERAL MFS	119	106	59	551 ESSENTL OIL, PERFUME, ETC	35	266	154
664 GLASS	146 826	10 899	6 077	553 PERFUMERY, COSMETICS, ETC	972	482	275
665 GLASSWARE	32 003	23 194	13 041	554 SOAPS, CLEANING ETC PREPS	4 380	1 777	1 004
666 POTTERY	27 432	8 068	4 535	582 PROD OF CONDENSATION ETC	30 325	19 251	10 777
671 PIG IRON ETC	14 650	1 224	679	583 PROD OF POLYMERIZING ETC	7 323	5 043	2 857
673 IRON AND STEEL SHAPES	394 260	21 967	12 193	584 CELLULOSE DERIVATIVES ETC	1 250	1 150	660
674 IRN, STL UNIV, PLATE, SHEET	133 612	8 482	4 824	585 PLASTIC MATERIALS NES	96	233	132
677 IRN, STL WIRE EXCL W ROD	26 299	2 041	1 138	591 PESTICIDES, DISINFECTANTS	377	423	236
678 IRON, STL TUBES, PIPES, ETC	98 237	7 356	4 111	592 STARCH, INULIN, GLUTEN, ETC	2 634	733	419
679 IRN, STL CASTINGS UNWORKE	24 985	2 506	1 396	598 MISC CHEMICAL PRODS NES	93 562	26 491	14 927
684 ALUMINIUM	214 627	54 312	30 282	605 INDUSTRIAL PLANT, CHAP 73	387	1 699	938
691 STRUCTURES AND PARTS NES	10 714	1 934	1 065	611 LEATHER	5 534	16 137	9 030
692 METAL TANKS, BOXES, ETC	568	75	43	612 LEATHER ETC MANUFACTURES	2 106	3 937	2 201
694 STL, COPPR NAILS, NUTS, ETC	39 793	4 847	2 691	613 FUR SKINS TANNED, DRESSED	81	315	173
695 TOOLS	4 345	1 807	997	621 MATERIALS OF RUBBER	1 128	875	502
697 BASE MTL HOUSEHOLD EQUIP	19 237	5 946	3 297	628 RUBBER ARTICLES NES	170	853	476
699 OTHER METAL MANUFACTURES	142 606	19 271	10 636	634 VENEERS, PLYWOOD, ETC	5 453	2 577	1 512
713 INTRNL COMBUS PISTN ENGN	20	167	92	635 WOOD MANUFACTURES NES	300	70	39
714 ENGINES & MOTORS NES	2	282	167	641 PAPER AND PAPERBOARD	2 212	713	423
722 TRACTORS NON-ROAD	175	96	57	642 ARTICLES OF PAPER ETC	15 007	3 787	2 113
724 TEXTILE, LEATHER MACHNRY	87	75	42	651 TEXTILE YARN AND THREAD	1 286	4 903	2 785
728 OTH MACHY FOR SPCL INDUS	5 852	1 265	697	652 COTTON FABRICS, WOVEN	13 068	37 961	21 237

GROUP DESCRIPTION	DT	100 KG	1 000 DM	1 000 \$	GROUP DESCRIPTION	DT	100 KG	1 000 DM	1 000 \$
653 WOVN MAN-MADE FIB FABRIC	16	030	50 907	28 599	091 MARGARINE AND SHORTENING	4	018	211	123
654 OTH WOVEN TEXTILE FABRIC	8	406	23 809	13 173	112 ALCOHOLIC BEVERAGES	50	067	4 748	2 661
655 KNIT ETC FABRICS	4	156	11 175	6 201	121 TOBACCO UNMNFCTRD, REFUSE	21	215	15 641	8 688
656 LACE, RIBBONS, TULLE, ETC		349	2 816	1 582	222 SEEDS FOR SOFT/FIXED OIL	91	525	5 319	3 045
657 SPECIAL TEXTILE ETC PROD	8	186	19 155	10 719	263 COTTON		827	79	45
658 TEXTILE ARTICLES NES		328	1 035	579	266 SYNTHETIC FIBRE TO SPIN	3	917	977	549
662 CLAY, REFRACTORY, BLDG PRD	43	019	10 192	5 780	267 OTHER MAN-MADE FIBRES	20	837	3 333	1 840
663 OTH NONMETAL MINERAL MFS	5	343	3 594	2 039	268 WOOL (EXC TOPS), ANML HAIR	1	971	876	497
664 GLASS	6	171	1 727	962	278 OTHER CRUDE MINERALS	11	262	314	174
665 GLASSWARE		126	239	133	282 IRON AND STEEL SCRAP	16	708	1 288	711
671 PIG IRON ETC	38	688	6 321	3 513	288 NONFERR METAL SCRAP NES	42	086	7 133	4 007
673 IRON AND STEEL SHAPES	3	475	1 503	843	289 PREC METAL ORE, WASTE NES			1 601	966
674 IRN, STL UNIV, PLATE, SHEET	18	022	3 348	1 862	291 CRUDE ANIMAL MTRIALS NES	3	446	243	134
676 IRON, STEEL HOOP, STRIP	35	946	8 295	4 696	292 CRUDE VEG MATERIALS NES	31	489	8 698	4 868
677 IRN, STL WIRE EXCL W ROD	3	700	2 508	1 388	334 PETROLEUM PRODUCTS, REFIN	623	554	19 179	10 535
678 IRON, STL TUBES, PIPES, ETC	10	958	14 315	7 965	335 RESIDUAL PETRLM PROD NES	126	559	7 784	4 353
681 SILVER, PLATINUM, ETC		6	174	105	511 HYDROCARBONS NES, DERIVS	5	014	333	179
682 COPPER EXC CEMENT COPPER	3	295	2 747	1 529	513 ORGANIC ACIDS, ETC	12	742	2 478	1 383
683 NICKEL		440	1 101	608	514 NITROGEN-FUNCTN COMPOUNDS	5	362	553	308
684 ALUMINIUM		220	389	222	515 ORG-INORG COMPOUNDS ETC	15	161	3 416	1 914
685 LEAD		102	107	62	516 OTHER ORGANIC CHEMICALS	3	320	202	110
686 ZINC	1	100	215	119	522 INORG ELEMNTS, OXIDES, ETC		432	450	251
689 NON-FER BASE METALS NES		35	110	69	523 OTHR INORGANIC CHEMICALS	2	388	1 118	629
691 STRUCTURES AND PARTS NES	2	305	454	251	541 MEDICINAL ETC PRODUCTS	1	117	4 190	2 316
692 METAL TANKS, BOXES, ETC		683	315	179	551 ESSENTIAL OIL, PERFUME, ETC		145	655	363
693 WIRE PRODUCTS NON ELECTR		759	1 453	819	554 SOAPS, CLEANING ETC PREPS	2	146	434	243
694 STL, COPPR NAILS, NUTS, ETC		122	178	95	562 FERTILIZERS MANUFACTURED	415	855	5 309	3 065
695 TOOLS		550	4 048	2 282	582 PROD OF CONDENSATION ETC	4	551	1 634	890
696 CUTLERY		433	1 610	915	583 PROD OF POLYMERIZING ETC	9	906	889	499
697 BASE MTL HOUSEHOLD EQUIP		129	344	188	591 PESTICIDES, DISINFECTANTS	1	490	261	149
699 OTHER METAL MANUFACTURES	9	384	12 702	7 119	592 STARCH, INULIN, GLUTEN, ETC	2	245	783	430
700 INDUSTRIAL PLANT, CHAP 84	1	432	8 083	4 474	598 MISC CHEMICAL PRODS NES		882	103	59
703 INDUSTRIAL PLANT, CHAP 85		41	417	233	611 LEATHER		200	154	83
712 STEAM ENGINES, TURBINES		3	69	38	625 RUBBER TYRES, TUBES		401	90	52
713 INTRNL COMBUS PISTN ENGN	720		6 119	3 424	635 WOOD MANUFACTURES NES		1 009	253	145
714 ENGINES & MOTORS NES	20		3 047	1 676	641 PAPER AND PAPERBOARD	6	377	698	387
716 ROTATING ELECTRIC PLANT		183	481	267	651 TEXTILE YARN AND THREAD	2	063	402	223
718 OTH POWER GENERATG MACHY		16	84	46	652 COTTON FABRICS, WOVEN	1	568	862	481
723 CIVIL ENGINEERG EQUIP ETC		49	363	199	653 WOVN MAN-MADE FIB FABRIC		998	1 385	783
724 TEXTILE, LEATHER MACHNRY		442	2 447	1 384	654 OTH WOVEN TEXTILE FABRIC		138	598	336
72									

7 IMPORTS AND EXPORTS (SPECIAL TRADE) BY COUNTRIES OF PRODUCTION AND CONSUMPTION AND BY GROUPS OF THE SITC-REV. 11 1987

GROUP DESCRIPTION	DT = 100 KG	1 000 DM	1 000 \$	GROUP DESCRIPTION	DT = 100 KG	1 000 DM	1 000 \$
EXPORTS	2 849 066	1 563 311	875 735	725 PAPER ETC MILL MACHINERY	673	2 530	1 431
001 LIVE ANIMALS	1 331	1 596	874	726 PRINTG,BKBDNG MACHY,PTS	12 098	51 558	27 927
022 MILK AND CREAM	59 403	4 412	2 554	727 FOOD MACHRY NCN-DOMESTIC	473	3 323	1 885
048 CEREAL ETC PREPARATIONS	2 130	1 895	1 039	728 OTH MACHY FOR SPCL INDUS	19 981	64 920	36 534
061 SUGAR AND HONEY	579	138	76	736 MACHINE TOOLS FOR METAL	41 161	156 572	89 507
071 COFFEE AND SUBSTITUTES	1 227	1 695	1 005	737 METALWORKING MACHNRY NES	1 238	9 798	5 632
073 CHOCOLATE AND PRODUCTS	3 728	2 131	1 235	741 HEATING, COOLING EQUIPMNT	16 860	50 975	28 380
081 FEEDING STUFF FOR ANIMLS	425 038	25 554	14 265	742 PUMPS FOR LIQUIDS ETC	2 674	11 439	6 490
098 EDIBLE PRODUCTS,PREPS NES	1 301	1 029	567	743 PUMPS NES, CENTRIFUGES ETC	3 095	16 830	9 445
112 ALCOHOLIC BEVERAGES	2 089	339	189	744 MECHANICAL HANDLING EQU	5 693	15 117	8 400
121 TOBACCO UNMNFCTRD, REFUSE	25 861	388	225	745 NONELEC MACHY, TOOLS NES	8 716	44 893	25 058
122 TOBACCO MFRS	725	1 051	573	749 NONELEC MACH PTS, ACC NES	11 944	41 034	23 130
211 HIDES,SKINS,UNDRESSED	36 046	15 665	8 700	751 OFFICE MACHINES	180	1 950	1 083
233 RUBBER, SYNTHETIC, RECLAIMD	18 059	4 301	2 357	752 AUTOMTIC DATA PROC EQUIP	1 708	10 031	5 658
251 PULP AND WASTE PAPER	9 099	89	49	759 OFFICE & ADP MCH PTS, ACC	222	2 168	1 217
267 OTHER MAN-MADE FIBRES	26 930	10 581	5 887	761 TELEVISION RECEIVERS	196	773	432
278 OTHER CRUDE MINERALS	101 818	2 467	1 368	762 RADIO BROADCAST RECEIVRS	265	998	556
287 BASE METAL ORES, CONC NES	22 364	1 310	725	763 SOUND RECORDRS, PHONOGRPH	150	3 894	2 147
291 CRUDE ANIMAL MTRIALS NES		76	42	764 TELECOM EQPT, PTS, ACC NES	427	8 806	4 936
292 CRUDE VEG MATERIALS NES	6 130	648	357	771 ELECTRIC POWER MACHY NES	183	2 175	1 224
334 PETROLEUM PRODUCTS, REFIN	15 946	7 174	3 995	772 SWITCHGEAR ETC & PTS NES	1 330	16 797	9 457
335 RESIDUAL PETRLM PROD NES	7 225	959	553	773 ELECTR DISTRIBUTING MACH	3 252	3 581	1 992
411 ANIMAL OILS AND FATS	215	74	40	774 ELECTRO-MEDCL, XRAY EQUIP	659	18 051	10 119
424 FIXED VEG OIL, NONSOFT	2 802	783	477	775 HOUSEHOLD TYPE EQUIP NES	733	1 527	862
431 PROCESD ANML VEG OIL, ETC	19 628	2 392	1 326	776 TRANSISTORS, VALVES, ETC	2 248	11 422	6 461
511 HYDROCARBONS NES, DERIVS	7 706	1 100	631	778 ELECTRICAL MACHINERY NES	24 738	27 726	15 420
512 ALCOHOLS, PHENOLS, ETC	31 525	8 596	4 831	781 PASS MOTOR VEH EXC BUSES	3 659	6 887	3 883
513 ORGANIC ACIDS, ETC	51 519	12 973	7 364	782 LORRIES, SPCL MTR VEH NES	6 422	9 400	5 279
514 NITROGEN-FUNCTN COMPOUNDS	13 786	10 964	6 245	783 ROAD MOTOR VEHICLES NES	6 666	9 275	5 133
515 ORG-INORG COMPOUNDS ETC	11 365	10 734	6 015	784 MOTOR VEHCL PTS, ACC NES	4 470	10 323	5 791
516 OTHER ORGANIC CHEMICALS	9 481	3 615	2 004	785 MOTOR & OTHER CYCLES ETC	295	394	216
522 INORG ELEMNTS, OXIDES, ETC	44 599	11 038	6 213	786 VEH NES NONMOTR, TRAILERS	7 901	6 752	3 738
523 OTHR INORGANIC CHEMICALS	51 276	6 871	3 830	791 RAILWAY VEHICLES	4 118	2 925	1 589
524 RADIOACTIVE ETC MATERIAL	1	350	198	792 AIRCRAFT	5	147	90
531 SYNT DYE, NAT INDGO, LAKES	9 421	28 132	15 897	793 SHIPS AND BOATS	6	135	80
532 DYES NES, TANNING PRODS	14 340	3 454	1 909	801 INDUSTRIAL PLANT, CHAP 90	622	2 215	1 226
533 PIGMENTS, PAINTS, ETC	22 278	17 855	10 006	812 PLUMBG, HEATING, LGHTNG EQU	366	891	492
541 MEDICINAL ETC PRODUCTS	7 649	24 931	14 086	821 FURNITURE	1 287	2 318	1 282
551 ESSENTL OIL, PERFUME, ETC	2 328	2 272	1 279	831 TRAVEL GOODS, HANDBAGS	93	96	50
553 PERFUMERY, COSMETICS, ETC	1 528	2 496	1 416	842 MENS OUTERWEAR NOT KNIT	114	437	237
564 SOAPS, CLEANING ETC PREPS	72 921	21 346	11 933	843 WOMENS OUTERWEAR NONKNIT	86	361	197
582 PROD OF CONDENSATION ETC	62 769	37 519	21 020	845 OUTERWEAR KNIT NONELASTC	56	704	392
583 PROD OF POLYMERIZING ETC	223 947	52 258	29 246	846 UNDERWEAR KNITTED	253	506	289
584 CELLULOSE DERIVATIVES ETC	7 349	5 090	2 845	847 TXTL CLTHNG ACCESSRYS NES	56	321	174
585 PLASTIC MATERIALS NES	1 724	868	490	848 HEADGEAR, NONTXTL CLOTHNG	175	1 195	664
591 PESTICIDES, DISINFECTANTS	8 484	11 181	6 138	851 FOOTWEAR	418	1 946	1 097
592 STARCH, INULIN, GLUTEN, ETC	3 799	1 912	1 074	871 OPTICAL INSTRUMENTS	37	981	541
598 MISC CHEMICAL PRODS NES	113 545	36 691	20 644	872 MEDICAL INSTRUMENTS NES	576	12 295	6 979
605 INDUSTRIAL PLANT, CHAP 73	3 836	5 306	2 980	873 METERS & COUNTERS NES	157	1 255	690
607 INDUSTRIAL PLANT, CHAP 82	16	669	381	874 MEASURNG, CONTROLLNG INSTR	2 382	45 661	25 723
611 LEATHER	2 752	1 181	647	881 PHOTO APPAR & EQUIPT NES	208	3 394	1 870
612 LEATHER ETC MANUFACTURES	314	574	317	882 PHOTO, CINEMA SUPPLIES	2 550	5 619	3 171
621 MATERIALS OF RUBBER	1 863	3 720	2 105	884 OPTICAL GOODS NES	63	1 672	968
625 RUBBER TYRES, TUBES	2 782	1 365	763	885 WATCHES AND CLOCKS	14	612	340
628 RUBBER ARTICLES NES	571	1 749	987	892 PRINTED MATTER	1 729	7 271	3 975
633 CORK MANUFACTURES	22	68	37	893 ARTICLES OF PLASTIC NES	1 331	2 582	1 436
635 WOOD MANUFACTURES NES	1 325	267	150	894 TOYS, SPORTING GOODS, ETC	521	1 328	747
641 PAPER AND PAPERBOARD	63 315	14 785	8 236	895 OFFICE SUPPLIES NES	183	1 932	1 099
642 ARTICLES OF PAPER ETC	23 734	9 765	5 471	897 GOLD, SILVER WARE, JEWELRY	1	2 320	1 314
651 TEXTILE YARN AND THREAD	6 442	13 027	7 328	898 MUSICAL INSTRUMENTS, PTS	639	4 095	2 309
652 COTTON FABRICS, WOVEN	3 804	8 125	4 564	899 OTHER MANUFACTURED GOODS	478	2 304	1 287
653 WOVN MAN-MADE FIB FABRIC	10 569	14 946	8 296	971 GOLD, NON MONETARY NES	1 921	1 921	1 064
654 OTH WOVEN TEXTILE FABRIC	87	361	198				
655 KNIT ETC FABRICS	1 198	3 092	1 715	ALBANIA			
656 LACE, RIBBONS, TULLE, ETC	444	1 755	993	IMPORTS	269 159	27 876	15 481
657 SPECIAL TEXTILE ETC PROD	20 539	17 219	9 784	054 VEG ETC FRSH, SMPLY PRSVD	10 397	1 412	786
658 TEXTILE ARTICLES NES	39	235	126	056 VEGTBLES ETC PRSVD, PREPD	2 682	1 045	581
662 CLAY, REFRACTORY BLDG PRD	117 507	17 695	9 812	057 FRUIT, NUTS, FRESH, DRIED	3 265	500	290
663 OTH NONMETAL MINERAL MFS	17 255	12 469	6 974	075 SPICES	705	100	59
664 GLASS	2 627	3 030	1 688	287 BASE METAL ORES, CONC NES	106 445	1 440	778
665 GLASSWARE	1 003	1 206	675	292 CRUDE VEG MATERIALS NES	8 105	2 507	1 419
671 PIG IRON ETC	6 627	1 792	1 014	334 PETROLEUM PRODUCTS, REFIN	52 102	1 669	928
673 IRON AND STEEL SHAPES	275 822	25 162	14 077	613 FUR SKINS TANNED, DRESSED	11	114	65
674 IRN, STL UNIV, PLATE, SHEET	243 664	36 253	20 567	659 FLOOR COVERINGS ETC	1 170	6 180	3 429
675 IRON, STEEL HOOP, STRIP	75 469	14 749	8 266	662 CLAY, REFRACTORY BLDG PRD	2 250	101	59
676 RAILWAY RAILS ETC IRN, STL	214	65	35	671 PIG IRON ETC	68 554	6 908	3 841
677 IRN, STL WIRE EXCL W ROD	9 182	4 115	2 304	682 COPPER EXC CEMENT COPPER	10 907	2 865	1 578
678 IRON, STL TUBES, PIPES, ETC	73 668	17 331	9 665	842 MENS OUTERWEAR NOT KNIT	125	213	116
681 SILVER, PLATINUM, ETC	448	7 334	4 115	844 UNDERWEAR NOT KNIT	705	1 451	794
682 COPPER EXC CEMENT COPPER	18 192	20 275	11 361	899 OTHER MANUFACTURED GOODS	1 028	907	503
683 NICKEL	669	1 984	1 128	981 COIN NONGOLD, NONCURRENT	76	76	45
684 ALUMINIUM	17 278	16 011	9 148				
686 ZINC	60	86	50	EXPORTS	77 357	28 617	15 999
687 TIN	36	60	44	122 TOBACCO MFRS	44	66	40
689 NON-FER BASE METALS NES	26	243	136	267 OTHER MAN-MADE FIBRES	399	176	96
691 STRUCTURES AND PARTS NES	833	1 196	662	292 CRUDE VEG MATERIALS NES	91	183	100
692 METAL TANKS, BOXES, ETC	1 741	347	194	334 PETROLEUM PRODUCTS, REFIN	778	157	86
693 WIRE PRODUCTS NON ELECTR	11 788	6 120	3 473	511 HYDROCARBONS NES, DERIVS	248	59	36
694 STL, COPPR NAILS, NUTS, ETC	1 445	912	513	512 ALCOHOLS, PHENOLS, ETC	180	90	48
695 TOOLS	1 783	13 556	7 591	513 ORGANIC ACIDS, ETC	3 052	518	289
696 CUTLERY	48	254	144	514 NITROGEN-FUNCTN COMPOUNDS	274	119	63
697 BASE MTL HOUSEHOLD EQUIP	105	159	87	515 ORG-INORG COMPOUNDS ETC	30	73	42
699 OTHER METAL MANUFACTURES	10 641	11 258	6 219	516 OTHER ORGANIC CHEMICALS	19	77	42
700 INDUSTRIAL PLANT, CHAP 84	6 445	27 105	14 926	522 INORG ELEMNTS, OXIDES, ETC	1 207	396	228
703 INDUSTRIAL PLANT, CHAP 85	445	2 712	1 489	523 OTHR INORGANIC CHEMICALS	1 322	258	144
711 STEAM BOILERS & AUX PLNT	753	1 932	1 061	531 SYNT DYE, NAT INDGO, LAKES	349	768	424
712 STEAM ENGINES, TURBINES	19	332	181	532 DYES NES, TANNING PRODS	299	98	54
713 INTRNL COMBUS PISTN ENGN	765	2 405	1 355	533 PIGMENTS, PAINTS, ETC	43	61	32
716 ROTATING ELECTRIC PLANT	1 649	7 491	4 279	541 MEDICINAL ETC PRODUCTS	63	206	114
718 OTH POWER GENERATG MACHY	111	643	359	554 SOAPS, CLEANING ETC PREPS	2 765	734	417
721 AGRIC MACHY, EXC TRACTORS	6 030	10 163	5 602	582 PROD OF CONDENSATION ETC	278	283	157
722 TRACTORS NON-ROAD	115	251	143	583 PROD OF POLYMERIZING ETC	212	126	68
723 CIVIL ENGINEERG EQUIP ETC	13 380	15 766	8 784				
724 TEXTILE, LEATHER MACHNRY	6 064	31 327	17 455				

7 IMPORTS AND EXPORTS (SPECIAL TRADE) BY COUNTRIES OF PRODUCTION AND CONSUMPTION AND BY GROUPS OF THE SITC-REV. II 1987

GROUP DESCRIPTION	DT * 100 KG	1 000 DM	1 000 \$	GROUP DESCRIPTION	DT * 100 KG	1 000 DM	1 000 \$
591 PESTICIDES, DISINFECTANTS	170	311	170	776 TRANSISTORS, VALVES, ETC	388	15 256	8 575
592 STARCH, INULIN, GLUTEN, ETC	173	177	96	781 PASS MOTOR VEH EXC BUSES	42	63	36
598 MISC CHEMICAL PRODS NES	2 535	865	480	792 AIRCRAFT	4	859	476
605 INDUSTRIAL PLANT, CHAP 73	101	700	377	812 PLUMBING, HEATING, LIGHTING EQUI	80	423	236
641 PAPER AND PAPERBOARD	520	161	94	821 FURNITURE	112	67	36
652 COTTON FABRICS, WOVEN	19	79	48	831 TRAVEL GOODS, HANDBAGS	115	481	266
657 SPECIAL TEXTILE ETC PROD	207	324	185	842 MENS OUTERWEAR NOT KNIT	7 010	30 180	15 704
662 CLAY, REFRACTORY BLDG PRD	3 645	358	203	843 WOMENS OUTERWEAR NONKNIT	22 433	112 568	62 721
663 OTH NONMETAL MINERAL MFS	849	649	362	844 UNDERWEAR NOT KNIT	1 072	4 938	2 763
673 IRON AND STEEL SHAPES	1 025	242	138	845 UNDERWEAR KNIT NONELASTIC	17 806	87 218	48 781
674 IRN, STL UNIV. PLATE, SHEET	1 430	277	157	846 UNDERWEAR KNITTED	8 880	14 100	7 846
675 IRON, STEEL HOOP, STRIP	5 648	1 005	561	847 TXTL CLTHNG ACCESSRYS NES	1 393	3 166	1 750
678 IRON, STL TUBES, PIPES, ETC	33 646	4 391	2 511	848 HEADGEAR, NONTXTL CLOTHING	469	2 171	1 213
682 COPPER EXC CEMENT COPPER	1 798	1 236	684	851 FOOTWEAR	980	5 273	2 920
684 ALUMINIUM	296	238	131	874 MEASURING, CONTROLLING INSTR	3	293	162
685 LEAD	143	85	46	885 WATCHES AND CLOCKS	22	618	350
686 ZINC	1 325	654	359	894 TOYS, SPORTING GOODS, ETC	30	77	42
687 TIN	400	555	308	896 WORKS OF ART ETC	36	75	41
693 WIRE PRODUCTS NON ELECTR	145	109	60	899 OTHER MANUFACTURED GOODS	700	699	390
695 TOOLS	5	78	43				
699 OTHER METAL MANUFACTURES	167	225	135	EXPORTS	1 785 289	651 400	362 753
700 INDUSTRIAL PLANT, CHAP 84	394	3 062	1 658				
723 CIVIL ENGINEER EQUIP ETC	2 699	846	503	001 LIVE ANIMALS	26 736	5 700	3 144
724 TEXTILE, LEATHER MACHNRY	75	581	321	022 MILK AND CREAM	2 127	465	269
726 PRINTG, BKBINDG MACHY, PTS	143	133	74	024 CHEESE AND CURD	438	93	50
728 OTH MACHY FOR SPCL INDUS	303	1 210	686	054 VEG ETC FRSH, SPLY PRSVD	4 103	280	151
741 HEATING, COOLING EQUIPMNT	48	152	81	071 COFFEE AND SUBSTITUTES	57	71	39
742 PUMPS FOR LIQUIDS ETC	13	52	30	081 FEEDING STUFF FOR ANIMALS	1 149	337	187
743 PUMPS NES, CENTRIFUGES ETC	31	162	90	112 ALCOHOLIC BEVERAGES	1 308	156	89
745 NONELEC MACHY, TOOLS NES	12	62	35	121 TOBACCO UNMFACTRD, REFUSE	5 153	499	273
749 NONELEC MACH PTS, ACC NES	156	423	237	211 HIDES, SKINS, UNDRESSED	450	97	54
763 SOUND RECORDRS, PHONOGRPH	5	284	155	233 RUBBER, SYNTHETIC, RECLAIMD	9 662	2 450	1 370
764 TELECOM EQPT, PTS, ACC NES	16	346	192	251 PULP AND WASTE PAPER	252	72	40
772 SWITCHGEAR ETC & PTS NES	14	311	169	263 COTTON	388	99	56
776 TRANSISTORS, VALVES, ETC	1	68	37	266 SYNTHETIC FIBRE TO SPIN	57 871	17 387	9 646
778 ELECTRICAL MACHINERY NES	1 860	742	409	267 OTHER MAN-MADE FIBRES	2 350	981	537
781 PASS MOTOR VEH EXC BUSES	101	254	148	268 WOOL (EXC TOPS), ANML HAIR	1 200	837	483
783 ROAD MOTOR VEHICLES NES	2 462	490	268	269 WASTE OF TEXTILE FABRICS	2 082	109	58
871 OPTICAL INSTRUMENTS	3	64	35	278 OTHER CRUDE MINERALS	14 772	537	302
872 MEDICAL INSTRUMENTS NES	6	108	58	291 CRUDE ANIMAL MTRIALS NES	71	111	61
874 MEASURING, CONTROLLING INSTR	4	100	59	292 CRUDE VEG MATERIALS NES	2 452	1 887	1 022
881 PHOTO APPAR & EQUIPT NES	2	60	34	322 COAL, LIGNITE, PEAT	37 762	986	535
895 OFFICE SUPPLIES NES	30	99	55	323 BRICKETS, COKE, SEMI-COKE	94 500	2 598	1 432
898 MUSICAL INSTRUMENTS, PTS	65	341	192	334 PETROLEUM PRODUCTS, REFIN	7 597	2 082	1 150
				335 RESIDUAL PETRLM PROD NES	23 786	2 137	1 161
				423 FIXED VEG OILS, SOFT	1 000	120	65
MOROCCO				424 FIXED VEG OIL NONSOFT	1 677	187	106
IMPORTS	5 188 124	615 059	343 868	431 PROCESD ANML VEG OIL, ETC	11 552	1 933	1 088
034 FISH FRESH, CHILLED, FROZEN	1 310	1 872	1 042	512 ALCOHOLS, PHENOLS, ETC	6 513	1 541	853
036 SHELL FISH FRESH, FROZEN	346	171	92	513 ORGANIC ACIDS, ETC	41 399	6 766	3 738
037 FISH ETC PREPD PRSVD NES	36 841	20 018	11 049	514 NITROGEN-FUNCTN COMPOUNDS	3 693	1 778	980
046 WHEAT ETC MEAL OR FLOUR	938	106	59	515 ORG-INORG COMPOUNDS ETC	514	2 584	1 430
048 CEREAL ETC PREPARATIONS	528	80	47	516 OTHER ORGANIC CHEMICALS	1 089	632	355
054 VEG ETC FRSH, SPLY PRSVD	169 692	22 641	12 715	522 INORG ELEMNTS, OXIDES, ETC	55 939	4 074	2 300
056 VEGETABLES ETC PRSVD, PREPD	20 007	3 259	1 833	523 OTHR INORGANIC CHEMICALS	22 823	2 191	1 220
057 FRUIT, NUTS, FRESH, DRIED	843 595	75 284	42 952	531 SYNT DYE, NAT INDGO, LAKES	4 342	8 860	4 944
058 FRUIT PRESERVED, PREPARED	50 887	10 647	5 915	532 DYES NES, TANNING PRODS	10 000	2 616	1 133
061 SUGAR AND HONEY	48 441	789	419	533 PIGMENTS, PAINTS, ETC	25 916	5 960	3 323
075 SPICES	6 372	729	399	541 MEDICINAL ETC PRODUCTS	1 081	4 245	2 377
081 FEEDING STUFF FOR ANIMALS	3 120	277	154	551 ESSENTL OIL, PERFUME, ETC	404	779	438
098 EDIBLE PRODUCTS, PREPS NES	945	2 157	1 218	553 PERFUMERY, COSMETICS, ETC	46	64	36
112 ALCOHOLIC BEVERAGES	3 579	476	259	554 SOAPS, CLEANING ETC PREPS	11 626	3 329	1 853
247 OTH WOOD ROUGH, SQUARED	134	57	33	562 FERTILIZERS MANUFACTURED	12 005	629	352
251 PULP AND WASTE PAPER	45 916	4 264	2 346	572 EXPLOSIVES, PYROTECH PROD	49	184	102
271 FERTILIZERS, CRUDE	3 028 631	23 480	13 112	582 PROD OF CONDENSATION ETC	13 615	5 739	3 184
273 STONE, SAND AND GRAVEL	1 969	154	89	583 PROD OF POLYMERIZING ETC	43 379	10 896	6 043
278 OTHER CRUDE MINERALS	223 115	4 580	2 571	584 CELLULOSE DERIVATIVES ETC	1 727	1 151	643
287 BASE METAL ORES, CONC NES	166 922	15 882	8 926	585 PLASTIC MATERIALS NES	102	55	32
288 NONFERR METAL SCRAP NES	1 399	321	184	591 PESTICIDES, DISINFECTANTS	8 467	7 649	4 289
291 CRUDE ANIMAL MTRIALS NES	1 370	744	422	592 STARCH, INULIN, GLUTEN, ETC	1 191	581	325
292 CRUDE VEG MATERIALS NES	14 783	5 785	3 199	598 MISC CHEMICAL PRODS NES	37 192	6 710	3 758
334 PETROLEUM PRODUCTS, REFIN	10 006	371	199	611 LEATHER	171	1 114	626
423 FIXED VEG OILS, SOFT	239	123	67	612 LEATHER ETC MANUFACTURES	664	1 400	782
431 PROCESD ANML VEG OIL, ETC	747	383	212	621 MATERIALS OF RUBBER	1 470	1 022	581
512 ALCOHOLS, PHENOLS, ETC	5 251	591	331	625 RUBBER TYRES, TUBES	471	295	163
522 INORG ELEMNTS, OXIDES, ETC	261 659	9 115	5 055	628 RUBBER ARTICLES NES	1 004	1 671	930
551 ESSENTL OIL, PERFUME, ETC	144	780	428	635 WOOD MANUFACTURES NES	672	342	191
562 FERTILIZERS MANUFACTURED	83 495	2 283	1 242	641 PAPER AND PAPERBOARD	19 209	3 555	1 994
611 LEATHER	14	96	51	642 ARTICLES OF PAPER ETC	2 046	1 214	671
612 LEATHER ETC MANUFACTURES	112	1 262	701	651 TEXTILE YARN AND THREAD	28 710	17 832	9 942
625 RUBBER TYRES, TUBES	581	295	165	652 COTTON FABRICS, WOVEN	11 530	31 696	17 786
633 CORK MANUFACTURES	5 082	946	530	653 WOVN MAN-MADE FIB FABRIC	13 534	42 262	23 696
635 WOOD MANUFACTURES NES	17	87	49	654 OTH WOVN TEXTILE FABRIC	1 089	3 428	1 893
642 ARTICLES OF PAPER ETC	711	191	107	655 KNIT ETC FABRICS	15 323	40 725	22 626
651 TEXTILE YARN AND THREAD	4 195	3 385	1 881	656 LACE, RIBBONS, TULLE, ETC	603	1 919	1 066
652 COTTON FABRICS, WOVEN	70	202	112	657 SPECIAL TEXTILE ETC PROD	2 761	5 370	2 982
653 WOVN MAN-MADE FIB FABRIC	306	1 287	714	658 TEXTILE ARTICLES NES	176	429	239
654 OTH WOVN TEXTILE FABRIC	16	100	57	659 FLOOR COVERINGS ETC	105	709	410
656 LACE, RIBBONS, TULLE, ETC	62	117	64	661 CEMENT ETC BUILDING PROD	5 304	93	51
658 TEXTILE ARTICLES NES	440	501	281	662 CLAY, REFRACTORY BLDG PRD	9 604	1 329	751
659 FLOOR COVERINGS ETC	72 496	103 226	57 622	663 OTH NONMETAL MINERAL MFS	713	499	277
681 SILVER, PLATINUM, ETC	106	4 698	2 585	664 GLASS	1 085	274	152
685 LEAD	2 753	385	194	665 GLASSWARE	4 986	854	472
697 BASE MTL HOUSEHOLD EQUIP	28	61	33	666 POTTERY	166	327	183
699 OTHER METAL MANUFACTURES	15	54	30	671 PIG IRON ETC	1 269	241	133
712 STEAM ENGINES, TURBINES	23	555	304	672 IRON, STL PRIMARY FORMS	625 465	26 712	14 666
714 ENGINES & MOTORS NES	26	2 521	1 376	673 IRON AND STEEL SHAPES	3 422	224	124
723 CIVIL ENGINEER EQUIP ETC	130	210	116	674 IRN, STL UNIV. PLATE, SHEET	245 519	24 660	13 484
742 PUMPS FOR LIQUIDS ETC	1	80	45	675 IRON, STEEL HOOP, STRIP	4 284	712	395
749 NONELEC MACH PTS, ACC NES	10	393	223	677 IRN, STL WIRE EXCL W ROD	5 726	927	514
752 AUTOMATIC DATA PROC EQUIP	3	398	221	678 IRON, STL TUBES, PIPES, ETC	8 315	1 031	567
759 OFFICE & ADP MCH PTS, ACC	26	1 938	1 067	681 SILVER, PLATINUM, ETC	3	61	35
764 TELECOM EQPT, PTS, ACC NES	1	103	57	682 COPPER EXC CEMENT COPPER	11 087	5 097	2 874
772 SWITCHGEAR ETC & PTS NES	13	79	44	683 NICKEL	79	195	109

7 IMPORTS AND EXPORTS (SPECIAL TRADE) BY COUNTRIES OF PRODUCTION AND CONSUMPTION AND BY GROUPS OF THE SITC-REV. II 1987

GROUP DESCRIPTION	DT * 100 KG	1 000 DM	1 000 \$	GROUP DESCRIPTION	DT * 100 KG	1 000 DM	1 000 \$
684 ALUMINIUM	6 893	3 869	2 190	761 TELEVISION RECEIVERS	194	433	243
686 ZINC	608	151	83	764 TELECOM EQPT,PTS,ACC NES		94	51
691 STRUCTURES AND PARTS NES	56	53	30	781 PASS MOTOR VEH EXC BUSES	134	374	207
692 METAL TANKS,BOXES,ETC	272	183	102	792 AIRCRAFT	44	2 084	1 144
693 WIRE PRODUCTS NON ELECTR	1 204	514	294	874 MEASURING,CONTROLLNG INSTR	24	1 384	763
694 STL,COPPR NAILS,NUTS,ETC	357	331	180				
695 TOOLS	556	1 711	944	EXPORTS	3 575 527	1 204 263	676 254
696 CUTLERY	184	855	488				
697 BASE MTL HOUSEHOLD EQUIP	1 040	851	480	001 LIVE ANIMALS	132	103	60
699 OTHER METAL MANUFACTURES	4 890	4 075	2 262	022 MILK AND CREAM	361 947	79 428	44 096
703 INDUSTRIAL PLANT,CHAP 85	1 782	6 193	3 467	024 CHEESE AND CURD	35 483	7 809	4 325
711 STEAM BOILERS & AUX PLNT	73	218	122	025 EGGS,BIRDS,FRESH,PRSRVD	5 819	3 022	1 720
712 STEAM ENGINES,TURBINES	733	3 926	2 146	048 CEREAL ETC PREPARATIONS	8 894	2 280	1 242
713 INTRNL COMBUS PISTN ENGN	2 133	6 201	3 422	054 VEG ETC FRSH,SMPLY PRSRVD	76 753	4 043	2 267
714 ENGINES & MOTORS NES	22	2 280	1 250	061 SUGAR AND HONEY	775 356	25 050	13 797
716 ROTATING ELECTRIC PLANT	1 919	4 854	2 686	072 COCOA	520	117	72
718 OTH POWER GENERATG MACHY	10	84	47	081 FEEDING STUFF FOR ANIMLS	651	98	56
721 AGRIC MACHY,EXC TRACTORS	20 398	21 764	12 035	091 MARGARINE AND SHORTENING	919	123	67
722 TRACTORS NON-ROAD	12 789	13 247	7 347	112 ALCOHOLIC BEVERAGES	615	147	88
723 CIVIL ENGINEER EQUIP ETC	5 480	9 282	5 151	232 RUBBER,SYNTHETIC,RECLAIMD	2 630	588	333
724 TEXTILE,LEATHER MACHNY	9 603	38 840	21 795	248 WOOD SHAPED	3 610	263	145
725 PAPER ETC MILL MACHINERY	428	1 263	708	251 PULP AND WASTE PAPER	2 200	377	221
726 PRINTG,BKBDNG MACHY,PTS	514	2 552	1 439	266 SYNTHETIC FIBRE TO SPIN	1 509	462	256
727 FOOD MACHY NON-DOMESTIC	464	1 305	713	267 OTHER MAN-MADE FIBRES	10 479	2 896	1 693
728 OTH MACHY FOR SPCL INDUS	3 376	10 874	6 023	273 STONE,SAND AND GRAVEL	3 768	95	53
736 MACHINE TOOLS FOR METAL	1 048	3 525	1 969	274 SULPHUR ETC	600	138	76
737 METALWORKING MACHNY NES	10	132	71	277 NATURAL ABRASIVES NES	1 726	78	46
741 HEATING,COOLING EQUIPMNT	1 681	3 987	2 274	278 OTHER CRUDE MINERALS	5 130	261	155
742 PUMPS FOR LIQUIDS ETC	820	5 038	2 785	291 CRUDE ANIMAL MTRIALS NES	98	311	169
743 PUMPS NES,CENTRIFUGES ETC	899	2 488	1 403	292 CRUDE VEG MATERIALS NES	2 153	465	253
744 MECHANICAL HANDLING EQU	5 095	6 173	3 433	334 PETROLEUM PRODUCTS,REFIN	5 802	1 164	850
745 NONELEC MACHY,TOOLS NES	1 047	5 771	3 233	335 RESIDUAL PETRLM PRCD NES	3 254	351	204
749 NONELEC MACH PTS,ACC NES	1 861	8 105	4 521	423 FIXED VEG OILS,SOFT	285 444	15 860	11 189
751 OFFICE MACHINES	233	1 370	767	424 FIXED VEG OIL NONSOFT	21 006	2 441	1 322
752 AUTOMTIC DATA PROC EQUIP	97	3 581	1 995	431 PROCESD ANML VEG OIL,ETC	1 014	148	82
759 OFFICE & ADP MCH PTS,ACC	61	2 948	1 637	511 HYDROCARBONS NES,DERIVS	13 912	1 803	1 046
761 TELEVISION RECEIVERS	544	1 986	1 099	512 ALCOHOLS,PHENOLS,ETC	20 944	3 531	1 979
762 RADIO BROADCAST RECEIVRS	47	456	250	513 ORGANIC ACIDS,ETC	137 595	25 300	14 323
763 SOUND RECORDRS,PHONOGRPH	25	414	234	514 NITROGEN-FUNCTN COMPOUNDS	22 298	8 754	4 862
764 TELECOM EQPT,PTS,ACC NES	2 537	22 406	12 405	515 ORG-INORG COMPOUNDS ETC	4 855	2 773	1 556
771 ELECTRIC POWER MACHY NES	246	1 199	659	516 OTHER ORGANIC CHEMICALS	401	321	182
772 SWITCHGEAR ETC & PTS NES	303	1 955	1 090	522 INORG ELEMNTS,OXIDES,ETC	20 581	4 278	2 412
773 ELECTR DISTRIBUTING MACH	1 751	1 300	743	523 OTHR INORGANIC CHEMICALS	35 746	4 850	2 781
774 ELECTRO-MEDCL,XRAY EQUIP	317	5 828	3 191	524 RADIOACTIVE ETC MATERIAL		64	35
775 HOUSEHOLD TYPE EQUIP NES	105	249	134	531 SYNT DYE,NAT INDGO,LAKES	4 297	11 743	6 685
776 TRANSISTORS,VALVES,ETC	222	781	427	532 DYES NES,TANNING PRODS	15 952	3 129	1 728
778 ELECTRICAL MACHINERY NES	1 092	3 961	2 203	533 PIGMENTS,PAINTS,ETC	49 905	23 006	12 653
781 PASS MOTOR VEH EXC BUSES	4 523	13 519	7 545	541 MEDICINAL ETC PRODUCTS	2 768	7 423	4 171
782 LORRIES,SPCL MTR VEH NES	912	903	504	551 ESSENTL OIL,PERFUME,ETC	383	1 447	792
784 MOTOR VEHCL PTS,ACC NES	1 760	5 785	3 218	553 PERFUMERY,COSMETICS,ETC	71	267	158
785 MOTOR & OTHER CYCLES ETC	309	445	246	554 SOAPS,CLEANING ETC PREPS	47 886	9 264	5 294
786 VEH NES NONMOTR,TRAILERS	249	254	139	562 FERTILIZERS MANUFACTURED	231 125	8 299	4 601
791 RAILWAY VEHICLES	1 503	1 384	777	563 PROD OF CONDENSATION ETC	36 495	10 854	6 216
792 AIRCRAFT	3	224	127	564 PROD OF POLYMERIZING ETC	113 491	29 659	16 865
812 PLUMBNG,HEATNG,LGHTNG EQU	501	837	462	584 CELLULOSE DERIVATIVES ETC	1 433	1 121	614
821 FURNITURE	590	983	541	585 PLASTIC MATERIALS NES	200	62	35
842 MENS OUTERWEAR NOT KNIT	56	305	167	591 PESTICIDES,DISINFECTANTS	18 698	21 100	11 644
843 WOMENS OUTERWEAR NONKNIT	4 153	18 145	10 103	592 STARCH,INULIN,GLUTEN,ETC	13 604	2 103	1 164
845 OUTERWEAR KNIT NONELASTC	2 518	11 520	6 400	598 MISC CHEMICAL PRODS NES	71 896	14 467	8 158
846 UNDERWEAR KNITTED	6 445	3 747	2 077	605 INDUSTRIAL PLANT,CHAP 73	645	355	191
847 TXTL CLTHNG ACCESSRYS NES	1 559	3 308	1 865	611 LEATHER	33	255	156
848 HEADGEAR,NONTXTL CLOTHING	537	2 260	1 264	612 LEATHER ETC MANUFACTURES	252	623	360
871 OPTICAL INSTRUMENTS	14	262	146	621 MATERIALS OF RUBBER	2 738	2 182	1 233
872 MEDICAL INSTRUMENTS NES	79	1 587	904	625 RUBBER TYRES,TUBES	1 390	989	553
873 METERS & COUNTERS NES	129	165	91	628 RUBBER ARTICLES NES	885	2 264	1 275
874 MEASURING,CONTROLLNG INSTR	237	3 688	2 059	634 VENEERS,PLYWOOD,ETC	5 493	720	403
881 PHOTO APPAR & EQUIPT NES	19	204	113	635 WOOD MANUFACTURES NES	3 020	1 969	1 098
882 PHOTO,CINEMA SUPPLIES	2 084	3 017	1 669	641 PAPER AND PAPERBOARD	63 587	8 314	4 590
884 OPTICAL GOODS NES	2	300	175	642 ARTICLES OF PAPER ETC	1 419	823	478
885 WATCHES AND CLOCKS	46	714	399	651 TEXTILE YARN AND THREAD	6 037	4 188	2 372
892 PRINTED MATTER	1 210	1 811	1 029	652 COTTON FABRICS,WOVEN	378	589	338
893 ARTICLES OF PLASTIC NES	3 751	2 768	1 566	655 KNIT ETC FABRICS	39	206	124
894 TOYS,SPORTING GOODS,ETC	157	654	362	656 LACE,RIBBONS,TULLE,ETC	13	393	217
895 OFFICE SUPPLIES NES	447	1 589	898	657 SPECIAL TEXTILE ETC PROD	1 843	5 329	2 972
897 GOLD,SILVER WARE,JEWELRY	18	321	179	658 TEXTILE ARTICLES NES	40	81	45
898 MUSICAL INSTRUMENTS,PTS	534	1 499	827	662 CLAY,REFRACTORY BLDG PRD	57 523	6 488	3 617
899 OTHER MANUFACTURED GOODS	641	3 911	2 222	663 OTH NONMETAL MINERAL MFS	29 033	4 306	2 429
951 WAR FIREARMS,AMMUNITION	120	305	181	664 GLASS	336	279	159
				665 GLASSWARE	60	334	184
				666 POTTERY	229	357	197
ALGERIA				671 PIG IRON ETC	88 988	2 908	1 607
IMPORTS	68 670 685	1 893 498	1 054 987	672 IRON,STL PRIMARY FORMS	7 091	516	278
054 VEG ETC FRSH,SMPLY PRSRVD	1 055	78	43	673 IRON AND STEEL SHAPES	85 609	7 056	4 006
057 FRUIT,NUTS,FRESH,DRIED	544	236	130	674 IRN,STL UNIV,PLATE,SHEET	218 257	28 724	16 263
058 FRUIT PRESERVED,PREPARED	720	126	68	675 IRON,STEEL HOOP,STRIP	37 660	6 777	3 718
112 ALCOHOLIC BEVERAGES	1 203	366	207	676 RAILWAY RAILS ETC IRN,STL	342	62	34
271 FERTILIZERS,CRUDE	516 450	3 354	1 857	677 IRN,STL WIRE EXCL W ROD	11 795	2 015	1 148
282 IRON AND STEEL SCRAP	1 883	118	66	678 IRON,STL TUBES,PIPES,ETC	40 174	8 704	4 843
288 NONFERR METAL SCRAP NES	17 076	3 269	1 802	679 IRN,STL CASTINGS UNWORKE	6 653	3 665	1 998
333 CRUDE PETROLEUM	55 563 385	1 510 514	842 016	681 SILVER,PLATINUM,ETC	31	268	148
334 PETROLEUM PRODUCTS,REFIN	12 458 169	349 954	194 512	682 COPPER EXC CEMENT COPPER	11 949	6 379	3 548
522 INORG ELEMNTS,OXIDES,ETC	237	242	134	683 NICKEL	110	406	221
672 IRON,STL PRIMARY FORMS	10 601	500	273	684 ALUMINIUM	32 973	11 884	6 682
674 IRN,STL UNIV,PLATE,SHEET	2 033	157	86	685 LEAD	30 025	3 997	2 247
686 ZINC	2 037	299	171	686 ZINC	731	233	128
694 STL,COPPR NAILS,NUTS,ETC	176	56	31	687 TIN	150	204	111
714 ENGINES & MOTORS NES	202	5 128	2 863	691 STRUCTURES AND PARTS NES	10 594	4 859	2 700
716 ROTATING ELECTRIC PLANT	7	274	155	692 METAL TANKS,BOXES,ETC	305	229	125
728 OTH MACHY FOR SPCL INDUS	17	86	48	693 WIRE PRODUCTS NON ELECTR	1 317	1 206	695
741 HEATING,COOLING EQUIPMNT		93	51	694 STL,COPPR NAILS,NUTS,ETC	2 575	4 096	2 246
742 PUMPS FOR LIQUIDS ETC		64	36	695 TOOLS	2 037	12 174	6 773
743 PUMPS NES,CENTRIFUGES ETC	4	201	113	696 CUTLERY	52	227	125
744 MECHANICAL HANDLING EQU	298	133	72	697 BASE MTL HOUSEHOLD EQUIP	205	300	175
749 NONELEC MACH PTS,ACC NES	10	426	237	699 OTHER METAL MANUFACTURES	23 301	10 291	5 722
				700 INDUSTRIAL PLANT,CHAP 84	17 964	3 644	2 010

GROUP DESCRIPTION

DT 4

1 000 DM

1 000 €

GROUP DESCRIPTION

DT = 100 KG

1,000 75

1,000 \$

-251-

7 IMPORTS AND EXPORTS (SPECIAL TRADE) BY COUNTRIES OF PRODUCTION AND CONSUMPTION AND BY GROUPS OF THE SITC-REV. II 1987

GROUP DESCRIPTION	DT * 100 KG	1 000 DM	1 000 \$	GROUP DESCRIPTION	DT * 100 KG	1 000 DM	1 000 \$
691 STRUCTURES AND PARTS NES	596	795	433	046 WHEAT ETC MEAL OR FLOUR	290 794	6 725	4 064
692 METAL TANKS, BOXES, ETC	981	894	493	048 CEREAL ETC PREPARATIONS	129	73	39
693 WIRE PRODUCTS NON ELECTR	496	269	153	054 VEG ETC FRSH, SMPLY PRSVD	569	122	67
694 STL, COPPR NAILS, NUTS, ETC	451	593	324	058 FRUIT PRESERVED, PREPARED	2 847	479	272
695 TOOLS	373	1 361	757	081 FEEDING STUFF FOR ANIMLS	1 072	492	281
696 CUTLERY	37	153	88	098 EDIBLE PRODUCTS, PREPS NES	255	109	61
697 BASE MTL HOUSEHOLD EQUIP	423	472	259	248 WOOD SHAPED	3 604	392	224
699 OTHER METAL MANUFACTURES	3 570	4 627	2 588	251 PULP AND WASTE PAPER	5 813	1 126	624
711 STEAM BOILERS & AUX PLNT	178	275	154	266 SYNTHETIC FIBRE TO SPIN	242	100	60
712 STEAM ENGINES, TURBINES	8	374	210	277 NATURAL ABRASIVES NES		65	36
713 INTRNL COMBUS PISTN ENGN	3 296	8 621	4 854	278 OTHER CRUDE MINERALS	66 550	1 065	595
714 ENGINES & MOTORS NES	51	5 055	2 825	292 CRUDE VEG MATERIALS NES	406	443	241
716 ROTATING ELECTRIC PLANT	226	1 202	679	323 BRIQUETS, COKE, SEMI-COKE	10 000	356	207
718 OTH POWER GENERATG MACHY	46	133	76	334 PETROLEUM PRODUCTS, REFIN	4 636	821	459
721 AGRIC MACHY, EXC TRACTORS	5 411	4 854	2 662	335 RESIDUAL PETRLM PRCD NES	1 009	179	100
722 TRACTORS NON-ROAD	486	459	281	431 PROCESS ANML VEG OIL, ETC	1 356	732	413
723 CIVIL ENGINEERG EQUIP ETC	1 959	3 180	1 782	511 HYDROCARBONS NES, DERIVS	136	102	56
724 TEXTILE, LEATHER MACHNRY	7 930	26 051	14 672	512 ALCOHOLS, PHENOLS, ETC	940	351	194
725 PAPER ETC MILL MACHINERY	177	861	474	513 ORGANIC ACIDS, ETC	1 257	747	407
726 PRINTG, BKBINDG MACHY, PTS	344	1 779	982	514 NITROGEN-FUNCTN COMPOUNDS	15 858	3 811	2 127
727 FOOD MACHRY NON-DOMESTIC	94	514	286	515 ORG-INORG COMPOUNDS ETC	1 907	1 255	685
728 OTH MACHY FOR SPCL INDUS	2 419	10 007	5 584	516 OTHER ORGANIC CHEMICALS	511	217	124
736 MACHINE TOOLS FOR METAL	268	2 076	1 152	522 INORG ELEMNTS, OXIDES, ETC	7 479	1 421	786
737 METALWORKING MACHNRY NES	135	555	311	523 OTHR INORGANIC CHEMICALS	21 972	1 622	898
741 HEATING, COOLING EQUIPMNT	1 820	4 383	2 428	531 SYNT DYE, NAT INDGO, LAKES	366	607	335
742 PUMPS FOR LIQUIDS ETC	1 159	4 604	2 659	532 DYES NES, TANNING PRODS	313	60	33
743 PUMPS NES, CENTRIFUGES ETC	519	2 246	1 265	533 PIGMENTS, PAINTS, ETC	7 060	2 944	1 634
744 MECHANICAL HANDLING EQU	3 310	4 343	2 375	541 MEDICINAL ETC PRODUCTS	4 367	23 379	12 945
745 NONELEC MACHY, TOOLS NES	245	2 005	1 119	551 ESSENTL OIL, PERFUME, ETC	547	1 128	617
749 NONELEC MACH PTS, ACC NES	897	3 843	2 144	554 SOAPS, CLEANING ETC PREPS	31 844	8 512	4 707
751 OFFICE MACHINES	77	391	219	562 FERTILIZERS MANUFACTURED	81 970	888	489
752 AUTOMTIC DATA PROC EQUIP	44	641	358	572 EXPLOSIVES, PYROTECH PROD	5 064	1 187	646
759 OFFICE & ADP MCH PTS, ACC	18	412	227	582 PROD OF CONDENSATION ETC	10 561	3 892	2 144
761 TELEVISION RECEIVERS	188	654	358	583 PROD OF POLYMERIZING ETC	92 051	21 192	11 665
763 SOUND RECORDRS, PHONOGRPH	11	281	161	584 CELLULOSE DERIVATIVES ETC	890	963	532
764 TELECOM EQPT, PTS, ACC NES	6 070	26 084	14 608	591 PESTICIDES, DISINFECTANTS	1 734	3 235	1 775
771 ELECTRIC POWER MACHY NES	2 293	7 709	4 283	592 STARCH, INULIN, GLUTEN, ETC	511	343	180
772 SWITCHGEAR ETC & PTS NES	7 529	30 817	17 194	598 MISC CHEMICAL PRODS NES	37 599	6 065	3 375
773 ELECTR DISTRIBUTING MACH	7 132	7 389	4 116	603 INDUSTRIAL PLANT, CHAP 69	431	116	63
774 ELECTRO-MEDCL, XRAY EQUIP	236	5 288	2 878	605 INDUSTRIAL PLANT, CHAP 73	6 901	10 907	6 115
775 HOUSEHOLD TYPE EQUIP NES	265	688	390	607 INDUSTRIAL PLANT, CHAP 82	69	84	47
776 TRANSISTORS, VALVES, ETC	1 276	5 173	2 877	621 MATERIALS OF RUBBER	126	283	152
778 ELECTRICAL MACHINERY NES	2 549	5 359	2 973	625 RUBBER TYRES, TUBES	2 777	2 189	1 215
781 PASS MOTOR VEH EXC BUSES	3 731	8 785	4 860	628 RUBBER ARTICLES NES	478	1 035	584
782 LORRIES, SPCL MTR VEH NES	2 705	3 765	2 120	634 VENEERS, PLYWOOD, ETC	3 452	622	347
783 ROAD MOTOR VEHICLES NES	2 307	608	338	635 WOOD MANUFACTURES NES	2 329	763	427
784 MOTOR VEHCL PTS, ACC NES	4 106	14 746	8 201	641 PAPER AND PAPERBOARD	7 935	1 510	834
786 VEH NES NONMOTR, TRAILERS	554	529	291	642 ARTICLES OF PAPER ETC	64 290	28 028	15 477
791 RAILWAY VEHICLES	253	608	342	651 TEXTILE YARN AND THREAD	3 010	5 516	3 120
793 SHIPS AND BOATS	29	116	64	653 WOVN MAN-MADE FIB FABRIC	751	749	409
812 PLUMBING, HEATING, LGHTNG EQU	193	312	173	654 OTH WOVEN TEXTILE FABRIC	144	144	81
821 FURNITURE	1 566	1 464	828	657 SPECIAL TEXTILE ETC PROD	150	252	139
831 TRAVEL GOODS, HANDBAGS	158	341	188	658 TEXTILE ARTICLES NES	104	298	172
842 MENS OUTERWEAR NOT KNIT	3 514	11 794	6 538	659 FLOOR COVERINGS ETC	166	146	80
843 WOMENS OUTERWEAR NONKNIT	3 110	10 595	5 927	661 CEMENT ETC BUILDING PROD	22 179	891	508
844 UNDERWEAR NOT KNIT	94	516	290	662 CLAY, REFRACTORY BLDG PRD	24 567	3 502	1 962
845 UNDERWEAR KNIT NONELASTC	1 773	4 125	2 296	663 OTH NONMETAL MINERAL MFS	4 034	1 195	661
846 UNDERWEAR KNITTED	6 736	19 403	10 814	664 GLASS	551	252	138
847 TXTL CLTHNG ACCESSRY NES	6 138	20 184	11 280	665 GLASSWARE	135	232	131
848 HEADGEAR, NONTXL CLOTHING	1 440	4 499	2 514	666 POTTERY	79	113	61
871 OPTICAL INSTRUMENTS	13	583	330	671 PIG IRON ETC	5 010	1 142	663
872 MEDICAL INSTRUMENTS NES	448	2 287	1 277	672 IRON, STL PRIMARY FORMS	40 059	2 328	1 267
873 METERS & COUNTERS NES	46	144	82	673 IRON AND STEEL SHAPES	68 474	10 256	5 709
874 MEASURING, CONTROLLING INSTR	250	4 048	2 257	674 IRN, STL UNIV, PLATE, SHEET	123 371	10 781	6 260
881 PHOTO APPAR & EQUIP NES	68	582	322	675 IRON, STEEL HOOP, STRIP	19 262	1 094	593
882 PHOTO, CINEMA SUPPLIES	1 976	3 483	1 938	677 IRN, STL WIRE EXCL W ROD	131 886	21 271	12 062
885 WATCHES AND CLOCKS	28	262	150	678 IRON, STL TUBES, PIPES, ETC	213 971	29 520	16 644
892 PRINTED MATTER	2 941	5 081	2 799	679 IRN, STL CASTINGS UNWORKE	3 623	581	328
893 ARTICLES OF PLASTIC NES	4 814	5 827	3 251	681 SILVER, PLATINUM, ETC	17	1 129	622
894 TOYS, SPORTING GOODS, ETC	449	794	442	682 COPPER EXC CEMENT COPPER	358	452	247
895 OFFICE SUPPLIES NES	456	827	463	684 ALUMINIUM	9 992	4 129	2 389
897 GOLD, SILVER WARE, JEWELRY	20	336	189	685 LEAD	2 755	339	208
898 MUSICAL INSTRUMENTS, PTS	258	873	491	691 STRUCTURES AND PARTS NES	40 841	20 430	11 772
899 OTHER MANUFACTURED GOODS	1 742	7 889	4 412	692 METAL TANKS, BOXES, ETC	13 974	8 863	4 937
				693 WIRE PRODUCTS NON ELECTR	15 032	2 462	1 394
				694 STL, COPPR NAILS, NUTS, ETC	539	855	474
				695 TOOLS	631	4 064	2 283
				696 CUTLERY	53	102	56
				697 BASE MTL HOUSEHOLD EQUIP	377	195	108
				699 OTHER METAL MANUFACTURES	5 971	5 581	3 128
				700 INDUSTRIAL PLANT, CHAP 84	9 561	41 838	22 996
				703 INDUSTRIAL PLANT, CHAP 85	6 226	30 113	16 653
				711 STEAM BOILERS & AUX PLNT	2 194	6 475	3 651
				712 STEAM ENGINES, TURBINES	184	4 354	2 417
				713 INTRNL COMBUS PISTN ENGN	2 830	16 928	9 446
				714 ENGINES & MOTORS NES	112	997	549
				716 ROTATING ELECTRIC PLANT	2 391	7 927	4 372
				718 OTH POWER GENERATG MACHY	49	73	35
				721 AGRIC MACHY, EXC TRACTORS	12 210	15 900	8 805
				722 TRACTORS NON-ROAD	479	926	505
				723 CIVIL ENGINEERG EQUIP ETC	24 134	39 371	21 760
				724 TEXTILE, LEATHER MACHNRY	1 916	9 443	5 227
				725 PAPER ETC MILL MACHINERY	401	2 698	1 515
				726 PRINTG, BKBINDG MACHY, PTS	767	5 488	3 109
				727 FOOD MACHRY NON-DOMESTIC	56	996	551
				728 OTH MACHY FOR SPCL INDUS	5 472	21 678	12 012
				736 MACHINE TOOLS FOR METAL	1 125	4 494	2 491
				737 METALWORKING MACHNRY NES	1 059	1 981	1 116
				741 HEATING, COOLING EQUIPMNT	12 908	37 176	20 641
				742 PUMPS FOR LIQUIDS ETC	3 308	17 692	9 836
				743 PUMPS NES, CENTRIFUGES ETC	6 127	13 982	7 858
				744 MECHANICAL HANDLING EQU	7 990	16 141	8 921
				745 NONELEC MACHY, TOOLS NES	4 323	15 495	8 603
				749 NONELEC MACH PTS, ACC NES	4 914	19 032	10 620
				751 OFFICE MACHINES	84	697	407
LIBYA							
IMPORTS							
333 CRUDE PETROLEUM	70 764 308	1 836 155	1 027 218	699 OTHER METAL MANUFACTURES	5 971	5 581	3 128
334 PETROLEUM PRODUCTS, REFIN	6 606 808	181 405	101 141	700 INDUSTRIAL PLANT, CHAP 84	9 561	41 838	22 996
335 RESIDUAL PETRLM PROD NES	258 123	9 257	5 246	703 INDUSTRIAL PLANT, CHAP 85	6 226	30 113	16 653
511 HYDROCARBONS NES, DERIVS	367 723	27 377	15 273	711 STEAM BOILERS & AUX PLNT	2 194	6 475	3 651
512 ALCOHOLS, PHENOLS, ETC	578 854	11 751	6 655	712 STEAM ENGINES, TURBINES	184	4 354	2 417
562 FERTILIZERS MANUFACTURED	133 081	1 932	1 058	713 INTRNL COMBUS PISTN ENGN	2 830	16 928	9 446
712 STEAM ENGINES, TURBINES	11	160	90	714 ENGINES & MOTORS NES	112	997	549
716 ROTATING ELECTRIC PLANT	169	145	79	716 ROTATING ELECTRIC PLANT	2 391	7 927	4 372
723 CIVIL ENGINEERG EQUIP ETC	405	345	187	718 OTH POWER GENERATG MACHY	49	73	35
749 NONELEC MACH PTS, ACC NES	41	62	33	721 AGRIC MACHY, EXC TRACTORS	12 210	15 900	8 805
759 OFFICE & ADP MCH PTS, ACC	1	223	130	722 TRACTORS NON-ROAD	479	926	505
764 TELECOM EQPT, PTS, ACC NES		57	32	723 CIVIL ENGINEERG EQUIP ETC	24 134	39 371	21 760
781 PASS MOTOR VEH EXC BUSES	155	135	86	724 TEXTILE, LEATHER MACHNRY	1 916	9 443	5 227
874 MEASURING, CONTROLLING INSTR	1	151	92	725 PAPER ETC MILL MACHINERY	401	2 698	1 515
EXPORTS							
001 LIVE ANIMALS	25 728	7 089	3 993	726 PRINTG, BKBINDG MACHY, PTS	767	5 488	3 109
011 MEAT FRESH, CHILLD, FROZEN	4 156	1 890	1 058	727 FOOD MACHRY NON-DOMESTIC	56	996	551
022 MILK AND CREAM	46 340	8 801	5 065	728 OTH MACHY FOR SPCL INDUS	5 472	21 678	12 012
023 BUTTER	2 806	637	349	736 MACHINE TOOLS FOR METAL	1 125	4 494	2 491
024 CHEESE AND CURD	21 555	8 173	4 507	737 METALWORKING MACHNRY NES	1 059	1 981	1 116
025 EGGS, BIRDS, FRESH, PRSRVD	231	116	65	741 HEATING, COOLING EQUIPMNT	12 908	37 176	20 641
034 FISH FRESH, CHILLED, FROZN	120	68	37	742 PUMPS FOR LIQUIDS ETC	3 308	17 692	9 836
041 WHEAT ETC UNMILLED	190 369	2 551	1 415	743 PUMPS NES, CENTRIFUGES ETC	6 127	13 982	7 858
043 BARLEY UNMILLED	172 820	2 715	1 568	744 MECHANICAL HANDLING EQU	7 990	16 141	8 921
				745 NONELEC MACHY, TOOLS NES	4 323	15 495	8 603
				749 NONELEC MACH PTS, ACC NES	4 914	19 032	10 620
				751 OFFICE MACHINES	84	697	407

7 IMPORTS AND EXPORTS (SPECIAL TRADE) BY COUNTRIES OF PRODUCTION AND CONSUMPTION AND BY GROUPS OF THE SITC-REV. II 1987

GROUP DESCRIPTION	DT = 100 KG	1 000 DM	1 000 \$	GROUP DESCRIPTION	DT = 100 KG	1 000 DM	1 000 \$
682 COPPER EXC CEMENT COPPER	14 601	8 410	4 703	792 AIRCRAFT	49	3 931	2 169
683 NICKEL	243	1 598	867				
684 ALUMINIUM	6 075	5 424	3 036	EXPORTS	472 977	131 802	74 065
685 LEAD	15 465	2 173	1 195				
686 ZINC	837	213	118	001 LIVE ANIMALS	138	500	284
691 STRUCTURES AND PARTS NES	10 659	6 385	3 554	022 MILK AND CREAM	15 570	3 253	1 822
692 METAL TANKS, BOXES, ETC	2 529	2 977	1 701	025 EGGS, BIRDS, FRESH, PRSRVD	1 003	587	326
693 WIRE PRODUCTS NON ELECTR	2 418	1 367	763	035 FISH SALTED, DRIED, SMOKED	120	56	31
694 STL, COPPR NAILS, NUTS, ETC	5 852	3 600	2 001	037 FISH ETC PREPD PRSVD NES	4 000	1 704	945
695 TOOLS	3 571	14 545	8 135	046 WHEAT ETC MEAL OR FLOUR	191 289	4 692	2 742
696 CUTLERY	227	1 187	669	048 CEREAL ETC PREPARATIONS	1 451	327	190
697 BASE MTL HOUSEHOLD EQUIP	1 901	4 072	2 304	061 SUGAR AND HONEY	26 363	964	543
699 OTHER METAL MANUFACTURES	11 301	10 633	5 982	081 FEEDING STUFF FOR ANIMLS	908	92	54
700 INDUSTRIAL PLANT, CHAP 84	19 403	49 424	27 060	098 EDIBLE PRODCTS, PREPS NES	721	317	173
703 INDUSTRIAL PLANT, CHAP 85	5 568	24 241	13 530	122 TOBACCO MFRS	858	599	333
711 STEAM BOILERS & AUX PLNT	2 352	3 152	1 723	233 RUBBER, SYNTHTIC, RECLAIMD	251	66	36
712 STEAM ENGINES, TURBINES	136	753	413	248 WOOD SHAPED	1 566	175	98
713 INTRNL COMBUS PISTN ENGN	36 633	49 742	27 895	278 OTHER CRUDE MINERALS	1 860	59	34
714 ENGINES & MOTORS NES	187	36 769	21 250	292 CRUDE VEG MATERIALS NES	233	84	46
716 ROTATING ELECTRIC PLANT	5 287	14 354	8 220	334 PETROLEUM PRODUCTS, REFIN	1 167	252	139
718 OTH POWER GENERATG MACHY	531	1 975	1 096	335 RESIDUAL PETRLM PROD NES	781	203	110
721 AGRIC MACHY, EXC TRACTORS	2 034	3 779	2 071	411 ANIMAL OILS AND FATS	999	92	51
722 TRACTORS NON-ROAD	642	298	162	423 FIXED VEG OILS, SOFT	2 455	241	135
723 CIVIL ENGINEERG EQUIP ETC	14 510	20 025	11 123	512 ALCOHOLS, PHENOLS, ETC	174	73	41
724 TEXTILE, LEATHER MACHNRY	19 705	67 315	37 496	513 ORGANIC ACIDS, ETC	402	179	96
725 PAPER ETC MILL MACHINERY	11 062	9 259	5 190	514 NITROGEN-FUNCTN COMPOUNDS	546	405	226
726 PRINTG, BKBDNG MACHY, PTS	2 796	16 958	9 295	515 ORG-INORG COMPOUNDS ETC	77	244	134
727 FOOD MACHRY NON-DOMESTIC	2 410	12 121	6 654	516 OTHER ORGANIC CHEMICALS	162	280	158
728 OTH MACHY FOR SPCL INDUS	24 256	70 765	39 194	522 INORG ELEMNTS, OXIDES, ETC	48 646	1 973	1 135
736 MACHINE TOOLS FOR METAL	8 648	28 205	15 882	523 OTHR INORGANIC CHEMICALS	16 992	968	538
737 METALWORKING MACHNRY NES	13 092	10 126	5 599	531 SYNT DYE, NAT INDGC, LAKES	140	453	253
741 HEATING, COOLING EQUIPMNT	16 675	40 512	22 795	532 DYES NES, TANNING PRODS	1 105	173	94
742 PUMPS FOR LIQUIDS ETC	4 098	17 299	9 712	533 PIGMENTS, PAINTS, ETC	1 017	493	268
743 PUMPS NES, CENTRIFUGES ETC	12 348	25 560	14 222	541 MEDICINAL ETC PRODUCTS	917	7 273	4 033
744 MECHANICAL HANDLING EQU	15 247	22 247	12 373	551 ESSENTL OIL, PERFUME, ETC	183	440	256
745 NONELEC MACHY, TOOLS NES	10 285	42 329	23 950	553 PERFUMERY, COSMETICS, ETC	537	504	300
749 NONELEC MACH PTS, ACC NES	9 378	26 348	15 797	554 SOAPS, CLEANING ETC PREPS	1 022	476	265
751 OFFICE MACHINES	527	7 848	4 355	562 FERTILIZERS MANUFACTURED	574	148	82
752 AUTOMTIC DATA PROC EQUIP	244	6 021	3 445	572 EXPLOSIVES, PYROTECH PROD	1 045	562	329
759 OFFICE & ADP MCH PTS, ACC	27	1 403	794	582 PROD OF CONDENSATION ETC	538	254	142
761 TELEVISION RECEIVERS	16	104	58	583 PROD OF POLYMERIZING ETC	3 289	667	379
762 RADIO BROADCAST RECEIVERS	3	176	97	584 CELLULOSE DERIVATIVES ETC	229	193	105
763 SOUND RECORDRS, PHONOGRPH	24	793	441	591 PESTICIDES DISINFECTANTS	4 312	5 794	3 204
764 TELECOM EQPT, PTS, ACC NES	1 847	54 686	30 745	592 STARCH, INULIN, GLUTEN, ETC	5 015	925	528
771 ELECTRIC POWER MACHY NES	3 025	3 630	2 036	598 MISC, CHEMICAL PRODS NES	2 841	1 002	554
772 SWITCHGEAR ETC & PTS NES	10 432	41 403	23 101	621 MATERIALS OF RUBBER	110	118	67
773 ELECTR DISTRIBUTING MACH	25 997	22 911	12 793	625 RUBBER TYRES, TUBES	461	308	167
774 ELECTRO-MEDCL, XRAY EQUIP	600	14 786	8 357	628 RUBBER ARTICLES NES	47	223	122
775 HOUSEHOLD TYPE EQUIP NES	4 273	5 066	2 861	635 WOOD MANUFACTURES NES	334	215	131
776 TRANSISTORS, VALVES, ETC	47	1 219	683	641 PAPER AND PAPERBOARD	1 070	571	289
778 ELECTRICAL MACHINERY NES	11 868	29 231	16 509	642 ARTICLES OF PAPER ETC	2 466	1 572	881
781 PASS MOTOR VEH EXC BUSES	23 575	53 081	29 921	657 SPECIAL TEXTILE ETC PROD	14	63	35
782 LORRIES, SPCL MTR VEH NES	64 864	68 120	38 321	658 TEXTILE ARTICLES NES	184	174	95
783 ROAD MOTOR VEHICLES NES	5 904	12 719	7 069	661 CEMENT ETC BUILDING PROD	51 903	619	348
784 MOTOR VEHCL PTS, ACC NES	69 384	93 706	52 272	662 CLAY, REFRACTORY BLDG PRD	3 634	529	296
785 MOTOR & OTHER CYCLES ETC	35	152	90	663 OTH NONMETAL MINERAL MFS	1 479	186	103
786 VEH NES NONMOTR, TRAILERS	22 417	9 514	5 232	665 GLASSWARE	676	699	390
791 RAILWAY VEHICLES	1 613	4 766	2 668	673 IRON AND STEEL SHAPES	1 492	165	93
792 AIRCRAFT	309	3 826	2 132	674 IRN, STL UNIV, PLATE, SHEET	9 689	1 004	560
793 SHIPS AND BOATS	39 588	42 347	24 666	677 IRN, STL WIRE EXCL W ROD	1 785	208	114
801 INDUSTRIAL PLANT, CHAP 90	107	921	4 86	678 IRON, STL TUBES, PIPES, ETC	2 296	752	415
812 PLUMB, HEATING, LGHTNG EQU	1 805	3 213	1 497	679 IRN, STL CASTINGS UNWORKE	63	87	47
821 FURNITURE	996	2 409	1 350	684 ALUMINIUM	434	661	362
842 MENS OUTERWEAR NOT KNIT	288	590	339	691 STRUCTURES AND PARTS NES	4 680	1 656	927
843 WOMENS OUTERWEAR NONKNIT	29	709	396	692 METAL TANKS, BOXES, ETC	485	332	188
845 OUTERWEAR KNIT NONELASTC	26	309	169	693 WIRE PRODUCTS NON ELECTR	761	175	95
847 TXTL CLTHNG ACCESSRY NES	106	605	334	694 STL, COPPR NAILS, NUTS, ETC	52	72	37
848 HEADGEAR, NONTXLT CLOTHNG	225	509	279	695 TOOLS	249	571	316
851 FOOTWEAR	34	103	59	697 BASE MTL HOUSEHOLD EQUIP	103	123	65
871 OPTICAL INSTRUMENTS	102	2 777	1 549	699 OTHER METAL MANUFACTURES	2 313	1 298	734
872 MEDICAL INSTRUMENTS NES	703	9 136	5 094	703 INDUSTRIAL PLANT, CHAP 85	267	332	192
873 METERS & COUNTERS NES	219	229	125	711 STEAM BOILERS & AUX PLNT	221	216	119
874 MEASURING, CONTROLING INSTR	3 889	23 892	13 302	712 STEAM ENGINES, TURBINES	148	799	441
881 PHOTO APPAR & EQUIPT NES	235	2 764	1 556	713 INTRNL COMBUS PISTN ENGN	338	2 086	1 177
882 PHOTO, CINEMA SUPPLIES	4 492	8 620	4 808	716 ROTATING ELECTRIC PLANT	92	245	133
884 OPTICAL GOODS NES	24	1 996	1 113	721 AGRIC MACHY, EXC TRACTORS	6 571	8 943	5 121
885 WATCHES AND CLOCKS	107	676	378	722 TRACTORS NON-ROAD	2 511	2 077	1 142
892 PRINTED MATTER	3 078	4 612	2 566	723 CIVIL ENGINEERG EQUIP ETC	967	1 057	601
893 ARTICLES OF PLASTIC NES	13 772	10 265	5 730	724 TEXTILE, LEATHER MACHNRY	231	1 641	910
894 TOYS, SPORTING GOODS, ETC	762	1 638	895	726 PRINTG, BKBDNG MACHY, PTS	60	260	144
895 OFFICE SUPPLIES NES	883	2 581	1 451	727 FOOD MACHRY NON-DOMESTIC	203	843	464
896 WORKS OF ART ETC	10	359	217	728 OTH MACHY FOR SPCL INDUS	949	4 942	2 754
897 GOLD, SILVER WARE, JEWELRY	7	2 345	1 299	736 MACHINE TOOLS FOR METAL	48	757	429
898 MUSICAL INSTRUMENTS, PTS	399	1 431	791	737 METALWORKING MACHNRY NES	30	177	97
899 OTHER MANUFACTURED GOODS	139	1 243	683	741 HEATING, COOLING EQUIPMNT	472	881	508
941 ZOO ANIMALS, PETS	2	75	45	742 PUMPS FOR LIQUIDS ETC	1 045	2 285	1 283
951 WAR FIREARMS, AMMUNITION	85	639	354	743 PUMPS NES, CENTRIFUGES ETC	1 052	2 504	1 436
961 COIN NONGOLD, NONCURRENT	4	157	88	744 MECHANICAL HANDLING EQU	189	535	304
971 GOLD, NON MONETARY NES		366	203	745 NONELEC MACHY, TOOLS NES	2 650	2 334	1 308
972 GOLD COIN		172	96	749 NONELEC MACH PTS, ACC NES	325	1 323	748
				751 OFFICE MACHINES	26	259	151
				752 AUTOMTIC DATA PROC EQUIP	28	88	51
				759 OFFICE & ADP MCH PTS, ACC	30	134	76
				764 TELECOM EQPT, PTS, ACC NES	31	1 416	824
				771 ELECTRIC POWER MACHY NES	187	693	391
				772 SWITCHGEAR ETC & PTS NES	266	1 892	1 092
				773 ELECTR DISTRIBUTING MACH	400	581	323
				774 ELECTRO-MEDCL, XRAY EQUIP	5	164	92
				776 TRANSISTORS, VALVES, ETC	2	78	43
				778 ELECTRICAL MACHINERY NES	200	410	226
				781 PASS MOTOR VEH EXC BUSES	3 220	8 327	4 643
				782 LORRIES, SPCL MTR VEH NES	6 028	8 472	4 757
				783 ROAD MOTOR VEHICLES NES	1 125	1 314	781
				784 MOTOR VEHCL PTS, ACC NES	1 946	6 641	3 716
				786 VEH NES NONMOTR TRAILERS	2 454	1 958	1 099
SUDAN							
IMPORTS	399 365	70 853	39 603				
045 CEREALS NES UNMILLED	26 153	1 352	747				
054 VEG ETC FRSH, SMPLY PRSVD	42 883	12 332	6 787				
061 SUGAR AND HONEY	126 442	2 402	1 154				
081 FEEDING STUFF FOR ANIMLS	52 636	1 536	875				
263 COTTON	113 400	22 120	12 456				
288 NONFERR METAL SCRAP NES	421	76	41				
292 CRUDE VEG MATERIALS NES	30 300	19 551	10 816				
651 TEXTILE YARN AND THREAD	3 987	2 345	1 288				
714 ENGINES & MOTORS NES	86	1 500	883				
781 PASS MOTOR VEH EXC BUSES	103	350	192				

7 IMPORTS AND EXPORTS (SPECIAL TRADE) BY COUNTRIES OF PRODUCTION AND CONSUMPTION AND BY GROUPS OF THE SITC-REV. II 1987

GROUP DESCRIPTION	DT * 100 KG	1 000 DM	1 000 \$	GROUP DESCRIPTION	DT * 100 KG	1 000 DM	1 000 \$
752 AUTOMATIC DATA PROC EQUIP	103	3 052	1 671	874 MEASURING, CONTROLLING INSTR	2	583	325
759 OFFICE & ADP MCH PTS, ACC	100	5 864	3 229	884 OPTICAL GOODS NES	11	330	180
761 TELEVISION RECEIVERS	25	185	104	892 PRINTED MATTER	292	519	286
763 SOUND RECORDS, PHONOGRPH	17	315	177	896 WORKS OF ART ETC	7	1 085	596
764 TELECOM EQPT, PTS, ACC NES	462	22 401	12 423	897 GOLD, SILVER WARE, JEWELRY	7	94	50
771 ELECTRIC POWER MACHY NES	1 915	3 805	2 151	961 COIN NONGOLD, NONCURRENT	78	46	
772 SWITCHGEAR ETC & PTS NES	2 865	17 535	9 929				
773 ELECTR DISTRIBUTING MACH	13 147	9 116	5 072	EXPORTS	4 341 422	1 924 759	1 077 247
774 ELECTRO-MEDCL, XRAY EQUIP	219	5 562	3 181				
775 HOUSEHOLD TYPE EQUIP NES	363	596	337	001 LIVE ANIMALS	1 330	8 110	4 504
776 TRANSISTORS, VALVES, ETC	11	710	390	011 MEAT FRESH, CHILLD, FROZEN	464 810	99 429	54 765
778 ELECTRICAL MACHINERY NES	9 507	10 485	6 093	022 MILK AND CREAM	62 968	13 499	7 477
781 PASS MOTOR VEH EXC BUSES	5 745	11 773	6 572	023 BUTTER	1 757	438	243
782 LORRIES, SPCL MTR VEH NES	15 162	37 009	20 996	024 CHEESE AND CURD	4 737	2 153	1 177
783 ROAD MOTOR VEHICLES NES	904	2 431	1 432	025 EGGS, BIRDS, FRESH, PRSRVD	7 386	4 131	2 308
784 MOTOR VEHCL PTS, ACC NES	8 957	42 165	23 448	046 WHEAT ETC MEAL OR FLOUR	106 864	6 917	3 872
786 VEH NES NONMOTR, TRAILERS	1 953	2 114	1 227	047 OTHER CEREAL MEALS, FLOUR	13 109	666	371
792 AIRCRAFT	2	321	178	048 CEREAL ETC PREPARATIONS	121	120	67
793 SHIPS AND BOATS	25	107	59	054 VEG ETC FRSH, SMPLY PRSRVD	5 002	253	139
801 INDUSTRIAL PLANT, CHAP 90	103	2 291	1 381	056 VEGETABLES ETC PRSRVD, PREPD	489	254	141
812 PLUMB, HEATING, LGHTNG EQU	720	1 996	1 110	061 SUGAR AND HONEY	691 638	23 568	13 130
821 FURNITURE	3 305	5 130	2 880	071 COFFEE AND SUBSTITUTES	319	381	211
831 TRAVEL GOODS, HANDBAGS	26	58	31	072 COCOA	4 110	1 100	604
842 MENS OUTERWEAR NOT KNIT	12	97	50	081 FEEDING STUFF FOR ANIMLS	22 431	3 167	1 728
843 WOMENS OUTERWEAR NONKNIT	7	107	46	091 MARGARINE AND SHORTENING	2 502	273	149
848 HEADGEAR, NONTXLT CLOTHNG	15	225	121	098 EDIBLE PRODUCTS, PREPS NES	840	667	372
851 FOOTWEAR	8	66	32	112 ALCOHOLIC BEVERAGES	1 261	291	164
871 OPTICAL INSTRUMENTS	47	1 533	848	233 RUBBER, SYNTHETIC, RECLAIMD	2 219	693	379
872 MEDICAL INSTRUMENTS NES	2 229	5 529	3 111	247 OTH WOOD ROUGH, SQUARED	4 240	320	177
873 METERS & COUNTERS NES	13	95	53	248 WOOD SHAPED	30 795	4 096	2 257
874 MEASURING, CONTROLLING INSTR	3 514	17 429	9 602	251 PULP AND WASTE PAPER	7 741	1 020	566
881 PHOTO APPAR & EQUIPT NES	58	1 389	761	266 SYNTHETIC FIBRE TO SPIN	42 207	14 267	7 927
882 PHOTO, CINEMA SUPPLIES	921	826	456	267 OTHER MAN-MADE FIBRES	5 269	2 665	1 436
884 OPTICAL GOODS NES	5	656	361	269 WASTE OF TEXTILE FABRICS	1 198	265	148
885 WATCHES AND CLOCKS		59	31	273 STONE, SAND AND GRAVEL	6 364	257	146
892 PRINTED MATTER	611	5 488	3 010	274 SULPHUR ETC	2 230	124	67
893 ARTICLES OF PLASTIC NES	12 017	8 331	4 629	278 OTHER CRUDE MINERALS	14 560	869	478
894 TOYS, SPORTING GOODS, ETC	916	904	535	287 BASE METAL ORES, CONC NES	2 616	307	167
895 OFFICE SUPPLIES NES	4	63	34	292 CRUDE VEG MATERIALS NES	1 227	1 260	716
896 WORKS OF ART ETC	25	106	57	322 COAL, LIGNITE, PEAT	9 929	571	330
897 GOLD, SILVER WARE, JEWELRY	1	54	30	334 PETROLEUM PRODUCTS, REFIN	40 178	7 738	4 300
898 MUSICAL INSTRUMENTS, PTS	85	1 846	1 008	335 RESIDUAL PETRLM PROD NES	91 080	5 443	3 088
899 OTHER MANUFACTURED GOODS	69	391	219	423 FIXED VEG OILS, SOFT	21 920	2 154	1 253
				424 FIXED VEG OIL NONSOFT	17 700	2 215	1 254
EGYPT				431 PROCESD ANML VEG OIL, ETC	18 595	3 427	1 919
IMPORTS	11 461 187	549 711	304 743	511 HYDROCARBONS NES, DERIVS	12 653	1 835	1 026
034 FISH FRESH, CHILLED, FROZN	242	480	267	512 ALCOHOLS, PHENOLS, ETC	9 109	1 689	945
054 VEG ETC FRSH, SMPLY PRSRVD	64 828	6 038	3 376	513 ORGANIC ACIDS, ETC	38 175	8 027	4 541
056 VEGETABLES ETC PRSRVD, PREPD	15 903	4 762	2 635	514 NITROGEN-FUNCTN COMPOUNDS	9 270	9 782	5 460
057 FRUIT, NUTS, FRESH, DRIED	1 653	230	125	515 ORG-INORG COMPOUNDS ETC	2 143	16 013	9 210
058 FRUIT PRESERVED, PREPARED	360	73	40	516 OTHER ORGANIC CHEMICALS	11 527	3 203	1 818
075 SPICES	2 279	428	240	522 INORG ELEMNTS, OXIDES, ETC	27 989	5 343	2 970
081 FEEDING STUFF FOR ANIMLS	6 024	157	85	523 OTHR INORGANIC CHEMICALS	174 126	16 252	9 017
222 SEEDS FOR SOFT/FIXED OIL	7 016	664	379	524 RADIOACTIVE ETC MATERIAL	11	81	45
263 COTTON	53 897	25 662	14 162	531 SYNT DYE, NAT INDGO, LAKES	7 315	22 447	12 475
267 OTHER MAN-MADE FIBRES	1 837	314	171	532 DYES NES, TANNING PRODS	5 608	1 156	652
289 PREC METAL ORE, WASTE NES		1 357	756	533 PIGMENTS, PAINTS, ETC	39 445	13 540	7 576
291 CRUDE ANIMAL MTRIALS NES	5 088	2 068	1 154	541 MEDICINAL ETC PRODUCTS	9 171	71 645	40 568
292 CRUDE VEG MATERIALS NES	24 746	12 068	6 669	551 ESSENTIAL OIL, PERFUME, ETC	668	2 054	1 140
333 CRUDE PETROLEUM	9 770 352	236 839	130 220	553 PERFUMERY, COSMETICS, ETC	2 431	1 538	888
334 PETROLEUM PRODUCTS, REFIN	797 577	24 584	13 786	554 SOAPS, CLEANING ETC PREPS	13 978	5 965	3 356
335 RESIDUAL PETRLM PROD NES	236 371	7 607	4 270	562 FERTILIZERS MANUFACTURED	250 173	7 384	4 369
512 ALCOHOLS, PHENOLS, ETC	20 955	2 359	1 296	572 EXPLOSIVES, PYROTECH PROD	25	51	31
515 ORG-INORG COMPOUNDS ETC		58	32	582 PROD OF CONDENSATION ETC	68 300	22 794	12 679
531 SYNT DYE, NAT INDGO, LAKES	142	331	180	583 PROD OF POLYMERIZING ETC	288 488	61 743	34 572
551 ESSENTIAL OIL, PERFUME, ETC	18	574	326	584 CELLULOSE DERIVATIVES ETC	4 011	3 741	1 701
598 MISC CHEMICAL PRODS NES	300	70	39	585 PLASTIC MATERIALS NES	843	537	300
611 LEATHER	291	966	549	591 PESTICIDES, DISINFECTANTS	8 349	13 486	7 512
612 LEATHER ETC MANUFACTURES	91	189	108	592 STARCH, INULIN, GLUTEN, ETC	2 462	1 096	624
635 WOOD MANUFACTURES NES	24	58	35	598 MISC CHEMICAL PRODS NES	105 778	25 545	14 247
651 TEXTILE YARN AND THREAD	146 491	104 657	58 415	605 INDUSTRIAL PLANT, CHAP 73	8 641	9 117	4 936
652 COTTON FABRICS, WOVEN	11 713	8 399	4 737	611 LEATHER	374	139	78
658 TEXTILE ARTICLES NES	610	525	291	621 MATERIALS OF RUBBER	1 501	2 512	1 392
659 FLOOR COVERINGS ETC	2 225	3 313	1 855	625 RUBBER TYRES, TUBES	1 271	1 098	605
661 CEMENT ETC BUILDING PROD	19 116	285	155	628 RUBBER ARTICLES NES	1 334	2 422	1 344
672 IRON, STL PRIMARY FORMS	7 612	377	204	634 VENEERS, PLYWOOD, ETC	15 320	6 881	3 847
674 IRN, STL UNIV, PLATE, SHEET	62 525	4 210	2 307	635 WOOD MANUFACTURES NES	1 512	508	291
684 ALUMINIUM	131 965	35 178	19 708	641 PAPER AND PAPERBOARD	81 461	16 302	9 072
697 BASE MTL HOUSEHOLD EQUIP	89	148	83	642 ARTICLES OF PAPER ETC	19 275	8 330	4 617
712 STEAM ENGINES, TURBINES	744	1 588	874	651 TEXTILE YARN AND THREAD	12 563	5 748	3 256
714 ENGINES & MOTORS NES	124	18 763	10 457	652 COTTON FABRICS, WOVEN	98	253	141
716 ROTATING ELECTRIC PLANT	580	804	449	653 WOVN MAN-MADE FIB FABRIC	2 393	3 500	1 919
728 OTH MACHY FOR SPCL INDUS	22	56	30	654 OTH WOVEN TEXTILE FABRIC	49	163	91
741 HEATING, COOLING EQUIPMNT	5	201	114	655 KNIT ETC FABRICS	123	226	126
742 PUMPS FOR LIQUIDS ETC	29	344	190	656 LACE, RIBBONS, TULLE, ETC	77	204	114
743 PUMPS NES, CENTRIFUGES ETC	29	1 980	1 106	657 SPECIAL TEXTILE ETC PROD	2 791	4 507	2 509
749 NONELEC MACH PTS, ACC NES	24	960	536	658 TEXTILE ARTICLES NES	61	114	62
752 AUTOMATIC DATA PROC EQUIP	6	113	66	659 FLOOR COVERINGS ETC	78	177	99
764 TELECOM EQPT, PTS, ACC NES	1	81	45	661 CEMENT ETC BUILDING PROD	203 078	4 201	2 339
774 ELECTRO-MEDCL, XRAY EQUIP	2	59	35	662 CLAY, REFRACTORY BLDG PRD	98 393	13 937	7 748
778 ELECTRICAL MACHINERY NES	3	153	85	663 OTH NONMETAL MINERAL MFS	15 973	6 042	3 363
781 PASS MOTOR VEH EXC BUSES	63	102	56	664 GLASS	1 913	914	510
792 AIRCRAFT	9	215	122	665 GLASSWARE	1 782	1 599	891
793 SHIPS AND BOATS	47 661	275	149	666 POTTERY	358	712	399
831 TRAVEL GOODS, HANDBAGS	322	1 943	1 108	667 PEARL, PREC-, SEMI-P STONE			
842 MENS OUTERWEAR NOT KNIT	68	467	259	671 PIG IRON ETC	4 331	1 302	724
843 WOMENS OUTERWEAR NONKNIT	140	1 020	559	672 IRON, STL PRIMARY FORMS	10 818	693	373
844 UNDERWEAR NOT KNIT	888	803	444	673 IRON AND STEEL SHAPES	56 120	6 276	3 505
845 UNDERWEAR KNIT NONELASTIC	1 452	2 669	1 606	674 IRN, STL UNIV, PLATE, SHEET	182 076	21 403	12 042
846 UNDERWEAR KNITTED	4 747	9 404	5 231	675 IRON, STEEL HOOP, STRIP	32 763	6 914	3 902
848 HEADGEAR, NONTXLT CLOTHNG	73	720	407	676 RAILWAY RAILS ETC IRN, STL	5 749	1 584	896
851 FOOTWEAR	133	60	34	677 IRN, STL WIRE EXCL W ROD	8 520	1 694	977
871 OPTICAL INSTRUMENTS	5	153	84	678 IRON, STL TUBES, PIPES, ETC	112 932	16 825	9 521
				679 IRN, STL CASTINGS UNWORKE	2 272	858	483
				681 SILVER, PLATINUM, ETC	148	941	519

7 IMPORTS AND EXPORTS (SPECIAL TRADE) BY COUNTRIES OF PRODUCTION AND CONSUMPTION AND BY GROUPS OF THE SITC-REV. II 1987

GROUP DESCRIPTION	DT = 100 KG	1 000 DM	1 000 \$	GROUP DESCRIPTION	DT = 100 KG	1 000 DM	1 000 \$
792 AIRCRAFT	2	94	51	523 OTHP INORGANIC CHEMICALS	5 965	483	266
812 PLUMBING, HEATING, LIGHTING EQUIPMENT	115	246	135	531 SYNT DYE, NAT INDIGO, LAKES	630	2 630	1 460
821 FURNITURE	799	742	410	532 DYES NES, TANNING PRODS	1 250	203	115
848 HEADGEAR, NONTEXTILE CLOTHING	93	180	98	533 PIGMENTS, PAINTS, ETC	191	102	55
871 OPTICAL INSTRUMENTS	1	58	33	541 MEDICINAL ETC PRODUCTS	77	472	260
872 MEDICAL INSTRUMENTS NES	1 029	2 384	1 358	551 ESSENTIAL OIL, PERFUME, ETC	43	140	77
874 MEASURING, CONTROLLING INSTRUMENTS	98	1 555	882	553 PERFUMERY, COSMETICS, ETC	29	53	30
881 PHOTO APPARATUS & EQUIPMENT NES	505	1 198	660	554 SOAPS, CLEANING ETC PREPS	302	153	85
882 PHOTO, CINEMA SUPPLIES	272	542	297	562 FERTILIZERS MANUFACTURED	4 515	253	139
892 PRINTED MATTER	42	165	89	572 EXPLOSIVES, PYROTECH PRODS	3 741	951	522
893 ARTICLES OF PLASTIC NES	1 265	1 060	591	583 PROD OF POLYMERIZING ETC	3 449	701	389
895 OFFICE SUPPLIES NES	21	67	38	591 PESTICIDES, DISINFECTANTS	313	826	471
899 OTHER MANUFACTURED GOODS	64	185	105	598 MISC CHEMICAL PRODS NES	1 826	446	244
951 WAR FIREARMS, AMMUNITION	1	57	32	605 INDUSTRIAL PLANT, CHAP 73	228	90	49
MAURITANIA				607 INDUSTRIAL PLANT, CHAP 82	18	59	32
IMPORTS				621 MATERIALS OF RUBBER	32	274	163
034 FISH FRESH, CHILLED, FROZEN	222	61	35	625 RUBBER TYRES, TUBES	2 902	1 565	907
281 IRON ORE, CONCENTRATES	4 258 509	19 451	10 679	628 RUBBER ARTICLES NES	20	247	136
894 TOYS, SPORTING GOODS, ETC	16	57	34	641 PAPER AND PAPERBOARD	664	536	292
EXPORTS				642 ARTICLES OF PAPER ETC	144	121	66
022 MILK AND CREAM	116 548	9 964	5 463	652 COTTON FABRICS, WOVEN	2 109	11 231	6 269
046 WHEAT ETC MEAL OR FLOUR	5 968	222	121	657 SPECIAL TEXTILE ETC PROD	185	145	81
061 SUGAR AND HONEY	231 000	8 224	4 506	665 GLASSWARE	3	182	103
091 MARGARINE AND SHORTENING	2 050	350	202	667 PEARL, PREC., SEMI-P STONE	•	•	•
247 OTH WOOD ROUGH, SQUARED	1 281	97	58	673 IRON AND STEEL SHAPES	228	92	53
335 RESIDUAL PETROLEUM PROD NES	1 981	312	172	678 IRON, STL TUBES, PIPES, ETC	467	423	241
411 ANIMAL OILS AND FATS	8 229	626	372	691 STRUCTURES AND PARTS NES	791	1 651	900
431 PROCESSED ANIMAL VEG OIL, ETC	1 295	99	58	693 WIRE PRODUCTS NON ELECTR	458	114	65
516 OTHER ORGANIC CHEMICALS	285	332	195	695 TOOLS	51	59	33
522 INORG ELEMENTS, OXIDES, ETC	5 000	281	155	699 OTHER METAL MANUFACTURES	1 271	569	309
531 SYNT DYE, NAT INDIGO, LAKES	11	65	34	700 INDUSTRIAL PLANT, CHAP 84	2 067	4 486	2 466
554 SOAPS, CLEANING ETC PREPS	360	95	52	713 INTRNL COMBUS PISTN ENGN	134	600	336
583 PROD OF POLYMERIZING ETC	67	107	59	716 ROTATING ELECTRIC PLANT	90	433	234
584 CELLULOSE DERIVATIVES ETC	72	91	50	721 AGRIC MACH, EXC TRACTORS	167	93	52
591 PESTICIDES, DISINFECTANTS	38	150	81	722 TRACTORS NON-ROAD	169	237	132
625 RUBBER TYRES, TUBES	230	64	35	723 CIVIL ENGINEER EQUIP ETC	282	1 700	931
628 RUBBER ARTICLES NES	2 042	1 966	1 095	724 TEXTILE, LEATHER MACHINERY	98	573	315
641 PAPER AND PAPERBOARD	2 190	261	147	727 FOOD MACHINERY NON-DOMESTIC	6	81	47
642 ARTICLES OF PAPER ETC	185	151	87	728 OTH MACH FOR SPCL INDUS	49	160	87
652 COTTON FABRICS, WOVEN	506	2 952	1 639	736 MACHINE TOOLS FOR METAL	19	242	144
653 WOVN MAN-MADE FIB FABRIC	313	191	112	741 HEATING, COOLING EQUIPMENT	128	416	228
657 SPECIAL TEXTILE ETC PROD	207	169	96	742 PUMPS FOR LIQUIDS ETC	214	453	250
662 CLAY, REFRACTORY BLDG PRD	638	91	49	743 PUMPS NES, CENTRIFUGES ETC	15	78	43
665 GLASSWARE	2	54	30	745 NONELEC MACH, TOOLS NES	31	360	201
667 PEARL, PREC., SEMI-P STONE	•	•	•	749 NONELEC MACH PTS, ACC NES	44	63	36
679 IRON, STL CASTINGS UNWORKED	3 500	389	212	752 AUTOMATIC DATA PROC EQUIP	5	64	38
684 ALUMINIUM	404	123	69	764 TELECOM EQPT, PTS, ACC NES	8	483	267
695 TOOLS	72	143	78	771 ELECTRIC POWER MACH NES	22	130	72
699 OTHER METAL MANUFACTURES	448	360	206	772 SWITCHGEAR ETC & PTS NES	25	5 362	2 957
713 INTRNL COMBUS PISTN ENGN	152	525	293	778 ELECTRICAL MACHINERY NES	396	339	187
721 AGRIC MACH, EXC TRACTORS	172	207	125	781 PASS MOTOR VEH EXC BUSES	604	1 374	788
723 CIVIL ENGINEER EQUIP ETC	1 679	3 131	1 699	782 LORRIES, SPCL MTR VEH NES	2 671	1 319	736
728 OTH MACH FOR SPCL INDUS	10	91	51	783 ROAD MOTOR VEHICLES NES	1 192	375	212
737 METALWORKING MACHINERY NES	7	234	127	784 MOTOR VEHCL PTS, ACC NES	793	1 151	635
741 HEATING, COOLING EQUIPMENT	18	66	38	786 VEH NES NONMOTR, TRAILERS	1 190	228	129
742 PUMPS FOR LIQUIDS ETC	49	284	160	801 INDUSTRIAL PLANT, CHAP 90	10	284	154
743 PUMPS NES, CENTRIFUGES ETC	94	311	173	812 PLUMBING, HEATING, LIGHTING EQUIPMENT	51	72	37
744 MECHANICAL HANDLING EQUIPMENT	250	430	239	821 FURNITURE	194	464	280
745 NONELEC MACH, TOOLS NES	12	86	50	872 MEDICAL INSTRUMENTS NES	40	99	56
749 NONELEC MACH PTS, ACC NES	250	804	440	874 MEASURING, CONTROLLING INSTRUMENTS	4	242	132
751 OFFICE MACHINES	10	65	36	882 PHOTO, CINEMA SUPPLIES	100	74	41
764 TELECOM EQPT, PTS, ACC NES	2	57	32	893 ARTICLES OF PLASTIC NES	2 486	1 598	881
772 SWITCHGEAR ETC & PTS NES	18	107	58	895 OFFICE SUPPLIES NES	32	75	39
773 ELECTR DISTRIBUTING MACH	51	97	59	BURKINA FASO			
778 ELECTRICAL MACHINERY NES	1 403	736	408	IMPORTS			
781 PASS MOTOR VEH EXC BUSES	249	550	304	2 606	1 241	734	
782 LORRIES, SPCL MTR VEH NES	1 168	1 680	932	263 COTTON	2 398	759	465
783 ROAD MOTOR VEHICLES NES	331	432	238	899 OTHER MANUFACTURED GOODS	123	232	129
784 MOTOR VEHCL PTS, ACC NES	509	1 168	654	EXPORTS			
785 MOTOR & OTHER CYCLES ETC	41	283	166	39 078	26 732	14 897	
786 VEH NES NONMOTR, TRAILERS	859	551	314	022 MILK AND CREAM	3 510	742	407
791 RAILWAY VEHICLES	60	661	378	431 PROCESSED ANIMAL VEG OIL, ETC	6 577	484	261
874 MEASURING, CONTROLLING INSTRUMENTS	58	309	174	515 ORG-INORG COMPOUNDS ETC	402	129	71
892 PRINTED MATTER	112	1 779	967	516 OTHER ORGANIC CHEMICALS	213	238	133
893 ARTICLES OF PLASTIC NES	172	188	108	522 INORG ELEMENTS, OXIDES, ETC	3 476	709	391
MALI				523 OTHP INORGANIC CHEMICALS	2 996	111	61
IMPORTS				531 SYNT DYE, NAT INDIGO, LAKES	98	407	231
263 COTTON	55 901	15 173	8 466	541 MEDICINAL ETC PRODUCTS	76	399	228
292 CRUDE VEG MATERIALS NES	2 093	339	191	554 SOAPS, CLEANING ETC PREPS	186	89	47
431 PROCESSED ANIMAL VEG OIL, ETC	106	55	31	583 PROD OF POLYMERIZING ETC	513	174	96
764 TELECOM EQPT, PTS, ACC NES	1	143	79	585 PLASTIC MATERIALS NES	355	88	48
874 MEASURING, CONTROLLING INSTRUMENTS	1	143	79	591 PESTICIDES, DISINFECTANTS	72	240	132
971 GOLD, NON MONETARY NES	•	50	30	598 MISC CHEMICAL PRODS NES	577	358	198
EXPORTS				625 RUBBER TYRES, TUBES	214	140	76
022 MILK AND CREAM	9 891	1 926	1 123	628 RUBBER ARTICLES NES	37	366	202
037 FISH ETC PREPARED NES	5 100	2 180	1 181	642 ARTICLES OF PAPER ETC	138	112	60
061 SUGAR AND HONEY	78 230	2 597	1 573	652 COTTON FABRICS, WOVEN	28	192	103
112 ALCOHOLIC BEVERAGES	833	105	58	653 WOVN MAN-MADE FIB FABRIC	105	114	65
121 TOBACCO UNMANUFACTURED, REFUSED	793	52	31	662 CLAY, REFRACTORY BLDG PRD	394	76	42
122 TOBACCO MFRS	576	1 107	611	673 IRON AND STEEL SHAPES	1 181	85	50
334 PETROLEUM PRODUCTS, REFINED	117	75	38	678 IRON, STL TUBES, PIPES, ETC	170	114	62
431 PROCESSED ANIMAL VEG OIL, ETC	13 302	1 120	618	691 STRUCTURES AND PARTS NES	3 333	2 603	1 424
513 ORGANIC ACIDS, ETC	1 077	213	115	695 TOOLS	100	227	125
514 NITROGEN-FUNCTIONAL COMPOUNDS	96	118	64	699 OTHER METAL MANUFACTURES	159	89	49
522 INORG ELEMENTS, OXIDES, ETC	5 100	350	213	713 INTRNL COMBUS PISTN ENGN	44	76	43
				716 ROTATING ELECTRIC PLANT	27	56	30
				718 OTH POWER GENERATING MACHINERY	955	2 657	1 442
				721 AGRIC MACH, EXC TRACTORS	1 732	1 089	631
				722 TRACTORS NON-ROAD	647	1 432	845
				723 CIVIL ENGINEER EQUIP ETC	207	370	205
				724 TEXTILE, LEATHER MACHINERY	92	777	435
				726 PRINTING, BOOKBINDING MACHINERY, PTS	12	91	55

7 IMPORTS AND EXPORTS (SPECIAL TRADE) BY COUNTRIES OF PRODUCTION AND CONSUMPTION AND BY GROUPS OF THE SITC-REV. II 1987

GROUP DESCRIPTION	DT * 100 KG	1 000 DM	1 000 \$	GROUP DESCRIPTION	DT * 100 KG	1 000 DM	1 000 \$
728 OTH MACHY FOR SPCL INDUS	51	211	114	662 CLAY, REFRACTORY BLDG PRD	1 233	182	101
741 HEATING, COOLING EQUIPMNT	49	134	76	673 IRON AND STEEL SHAPES	388	103	59
742 PUMPS FOR LIQUIDS ETC	453	843	461	678 IRON, STL TUBES, PIPES, ETC	335	71	41
743 PUMPS NES, CENTRIFUGES ETC	57	172	93	691 STRUCTURES AND PARTS NES	718	394	215
744 MECHANICAL HANDLING EQU	50	213	125	695 TOOLS	172	345	190
745 NONELEC MACHY, TOOLS NES	39	253	137	724 TEXTILE, LEATHER MACHNRY	12	117	63
751 OFFICE MACHINES	11	60	31	725 PAPER ETC MILL MACHINERY	34	73	39
752 AUTOMATIC DATA PROC EQUIP	24	714	418	727 FOOD MACHRY NON-DOMESTIC	4	53	31
759 OFFICE & ADP MCH PTS, ACC	16	189	109	741 HEATING, COOLING EQUIPMNT	32	100	57
761 TELEVISION RECEIVERS	19	71	39	742 PUMPS FOR LIQUIDS ETC	231	337	191
762 RADIO BROADCAST RECEIVRS	24	84	46	743 PUMPS NES, CENTRIFUGES ETC	12	59	34
763 SOUND RECORDRS, PHONOGRPH	7	102	56	745 NONELEC MACHY, TOOLS NES	42	103	61
764 TELECOM EQPT, PTS, ACC NES	6	122	70	764 TELECOM EQPT, PTS, ACC NES	1	56	31
778 ELECTRICAL MACHINERY NES	128	172	86	773 ELECTR DISTRIBUTING MACH	121	58	32
781 PASS MOTOR VEH EXC BUSES	419	1 171	658	778 ELECTRICAL MACHINERY NES	73	81	44
782 LORRIES, SPCL MTR VEH NES	2 934	3 226	1 819	781 PASS MOTOR VEH EXC BUSES	487	1 256	700
783 ROAD MOTOR VEHICLES NES	451	61	34	782 LORRIES, SPCL MTR VEH NES	1 533	2 241	1 236
784 MOTOR VEHCL PTS, ACC NES	502	866	494	784 MOTOR VEHCL PTS, ACC NES	278	935	539
786 VEH NES NONMOTR, TRAILERS	702	351	201	785 MOTOR & OTHER CYCLES ETC	59	204	114
872 MEDICAL INSTRUMENTS NES	27	206	109	821 FURNITURE	74	62	34
874 MEASURNG, CONTROLNG INSTR	22	299	170	872 MEDICAL INSTRUMENTS NES	19	111	63
882 PHOTO, CINEMA SUPPLIES	40	154	87	874 MEASURNG, CONTROLNG INSTR	57	408	226
892 PRINTED MATTER	61	112	63	893 ARTICLES OF PLASTIC NES	221	70	40
893 ARTICLES OF PLASTIC NES	988	476	261				
895 OFFICE SUPPLIES NES	27	77	40	CAPE VERDE			
898 MUSICAL INSTRUMENTS, PTS	7	83	46				
951 WAR FIREARMS, AMMUNITION	2	60	33	IMPORTS	136	331	185
NIGER				036 SHELL FISH FRESH, FROZEN	65	194	110
IMPORTS	28 289	12 324	6 757	EXPORTS	17 013	7 891	4 545
072 COCOA	28 166	12 091	6 630	022 MILK AND CREAM	6 854	1 976	1 193
				023 BUTTER	150	150	83
EXPORTS	93 696	35 418	19 694	112 ALCOHOLIC BEVERAGES	800	116	64
				423 FIXED VEG OILS, SOFT	3 001	281	162
022 MILK AND CREAM	4 850	1 188	689	572 EXPLOSIVES, PYROTECH PROD	1 000	223	137
023 BUTTER	151	140	87	658 TEXTILE ARTICLES NES	160	111	65
036 FISH SALTED, DRIED, SMOKED	240	113	62	674 IRN, STL UNIV, PLATE, SHEET	1 017	147	80
061 SUGAR AND HONEY	18 686	892	500	695 TOOLS	43	122	69
423 FIXED VEG OILS, SOFT	1 250	140	76	699 OTHER METAL MANUFACTURES	50	78	43
514 NITROGEN-FUNCTN COMPOUNDS	157	222	125	713 INTRNL COMBUS PISTN ENGN	36	425	242
516 OTHER ORGANIC CHEMICALS	1 338	1 589	896	716 ROTATING ELECTRIC PLANT	85	209	115
523 OTHR INORGANIC CHEMICALS	50 755	1 822	1 007	727 FOOD MACHRY NON-DOMESTIC	103	494	277
531 SYNT DYE, NAT INDO, LAKES	303	1 082	600	728 OTH MACHY FOR SPCL INDUS	64	201	122
554 SOAPS, CLEANING ETC PREPS	716	302	167	741 HEATING, COOLING EQUIPMNT	45	99	58
582 PROD OF CONDENSATION ETC	72	56	30	742 PUMPS FOR LIQUIDS ETC	22	89	51
583 PROD OF POLYMERIZING ETC	198	140	76	743 PUMPS NES, CENTRIFUGES ETC	48	239	135
585 PLASTIC MATERIALS NES	120	82	46	745 NONELEC MACHY, TOOLS NES	128	325	178
591 PESTICIDES, DISINFECTANTS	109	238	138	749 NONELEC MACH PTS, ACC NES	15	81	47
592 STARCH, INULIN, GLUTEN, ETC	361	58	31	751 OFFICE MACHINES	10	53	30
598 MISC CHEMICAL PRODS NES	2 535	1 490	832	764 TELECOM EQPT, PTS, ACC NES	5	103	60
625 RUBBER TYRES, TUBES	215	189	105	778 ELECTRICAL MACHINERY NES	203	148	81
642 ARTICLES OF PAPER ETC	250	155	88	781 PASS MOTOR VEH EXC BUSES	51	97	55
652 COTTON FABRICS, WOVEN	3 625	15 419	8 554	782 LORRIES, SPCL MTR VEH NES	165	261	158
653 WOVN MAN-MADE FIB FABRIC	197	143	77	784 MOTOR VEHCL PTS, ACC NES	21	100	54
658 TEXTILE ARTICLES NES	106	211	116	874 MEASURNG, CONTROLNG INSTR	4	77	42
699 OTHER METAL MANUFACTURES	231	86	49	893 ARTICLES OF PLASTIC NES	184	171	96
713 INTRNL COMBUS PISTN ENGN	247	454	253				
721 AGRIC MACHY, EXC TRACTORS	108	103	56	SENEGAL			
723 CIVIL ENGINEERG EQUIP ETC	20	97	58				
724 TEXTILE, LEATHER MACHNRY	23	179	97	IMPORTS	132 494	14 357	7 985
727 FOOD MACHRY NON-DOMESTIC	7	53	30				
728 OTH MACHY FOR SPCL INDUS	11	64	33	034 FISH FRESH, CHILLED, FROZN	4 306	3 787	2 107
741 HEATING, COOLING EQUIPMNT	20	70	38	036 SHELL FISH FRESH, FROZEN	1 266	1 304	736
742 PUMPS FOR LIQUIDS ETC	32	106	61	037 FISH ETC PREPD PRSVD NES	177	68	37
743 PUMPS NES, CENTRIFUGES ETC	146	306	163	054 VEG ETC FRSH, SMPLY PRSVD	7 595	1 353	743
745 NONELEC MACHY, TOOLS NES	61	281	156	057 FRUIT, NUTS, FRESH, DRIED	2 373	681	380
751 OFFICE MACHINES	43	317	176	075 SPICES	165	78	43
752 AUTOMATIC DATA PROC EQUIP	6	102	57	263 COTTON	1 101	326	181
759 OFFICE & ADP MCH PTS, ACC	2	66	37	278 OTHER CRUDE MINERALS	91 981	1 983	1 086
764 TELECOM EQPT, PTS, ACC NES	1	63	35	292 CRUDE VEG MATERIALS NES	2 341	1 056	588
778 ELECTRICAL MACHINERY NES	7	60	33	423 FIXED VEG OILS, SOFT	6 788	809	445
781 PASS MOTOR VEH EXC BUSES	506	1 149	637	431 PROCESED ANML VEG OIL, ETC	150	83	45
782 LORRIES, SPCL MTR VEH NES	1 330	2 316	1 285	512 ALCOHOLS, PHENOLS, ETC	12 869	1 430	781
784 MOTOR VEHCL PTS, ACC NES	377	686	390	628 RUBBER ARTICLES NES	666	151	83
786 VEH NES NONMOTR, TRAILERS	381	174	93	659 FLOOR COVERINGS ETC	2	75	45
792 AIRCRAFT	4	256	143	737 METALWORKING MACHNRY NES	15	138	82
847 TKTL CLTHNG ACCESRYNS NES	24	55	30	874 MEASURNG, CONTROLNG INSTR	1	124	68
871 OPTICAL INSTRUMENTS	4	77	42	941 ZOO ANIMALS, PETS	35	609	340
872 MEDICAL INSTRUMENTS NES	6	167	96				
874 MEASURNG, CONTROLNG INSTR	6	254	143	EXPORTS	199 900	74 829	41 620
881 PHOTO APPAR & EQUIPT NES	10	175	96				
893 ARTICLES OF PLASTIC NES	488	240	132	011 MEAT FRESH, CHILLD, FROZEN	3 249	323	187
895 OFFICE SUPPLIES NES	28	125	66	022 MILK AND CREAM	7 087	717	397
898 MUSICAL INSTRUMENTS, PTS	15	74	40	023 BUTTER	950	445	244
				035 FISH SALTED, DRIED, SMOKED	120	56	35
CHAD				037 FISH ETC PREPD PRSVD NES	800	347	190
				098 EDIBLE PRODCTS, PREPS NES	252	93	55
IMPORTS	86 361	21 410	12 048	122 TOBACCO MFRS	2 940	5 544	3 048
				269 WASTE OF TEXTILE FABRICS	773	79	44
263 COTTON	85 482	20 699	11 656	292 CRUDE VEG MATERIALS NES	24	68	38
292 CRUDE VEG MATERIALS NES	875	692	382	334 PETROLEUM PRODUCTS, REFIN	167	74	43
				335 RESIDUAL PETRLM PROD NES	4 887	579	317
EXPORTS	11 292	10 804	6 004	411 ANIMAL OILS AND FATS	24 417	1 691	957
				423 FIXED VEG OILS, SOFT	47 205	3 157	1 714
022 MILK AND CREAM	2 700	581	319	431 PROCESED ANML VEG OIL, ETC	588	93	52
514 NITROGEN-FUNCTN COMPOUNDS	57	170	93	511 HYDROCARBONS NES, DERIVS	265	110	62
516 OTHER ORGANIC CHEMICALS	370	432	240	512 ALCOHOLS, PHENOLS, ETC	319	95	53
531 SYNT DYE, NAT INDO, LAKES	27	174	94	513 ORGANIC ACIDS, ETC	3 531	600	334
541 MEDICINAL ETC PRODUCTS	120	256	139	514 NITROGEN-FUNCTN COMPOUNDS	1 445	769	428
553 PERFUMERY, COSMETICS, ETC	45	142	79	515 ORG-INORG COMPOUNDS ETC	241	345	188
583 PROD OF POLYMERIZING ETC	242	200	110	516 OTHER ORGANIC CHEMICALS	627	881	522
591 PESTICIDES, DISINFECTANTS	51	147	81	522 INORG ELEMNTS, OXIDES, ETC	1 994	235	133
598 MISC CHEMICAL PRODS NES	673	207	112	523 OTHR INORGANIC CHEMICALS	10 313	730	415

7 IMPORTS AND EXPORTS (SPECIAL TRADE) BY COUNTRIES OF PRODUCTION AND CONSUMPTION AND BY GROUPS OF THE SITC-REV. II 1987

GROUP DESCRIPTION	DT * 100 KG-	1 000 DM	1 000 \$	GROUP DESCRIPTION	DT * 100 KG	1 000 DM	1 000 \$
531 SYNT DYE,NAT INDOGO,LAKES	1 311	4 013	2 226	691 STRUCTURES AND PARTS NES	99	115	65
533 PIGMENTS,PAINTS,ETC	451	256	145	695 TOOLS	80	201	112
541 MEDICINAL ETC PRODUCTS	42	101	56	699 OTHER METAL MANUFACTURES	137	160	85
551 ESSENTL OIL,PERFUME,ETC	32	84	47	713 INTRNL COMBUS PISTN ENGN	174	202	107
554 SOAPS,CLEANING ETC PREPS	1 297	589	319	716 ROTATING ELECTRIC PLANT	44	129	72
582 PROD OF CONDENSATION ETC	649	333	187	722 TRACTORS NON-ROAD	86	61	35
583 PROD OF POLYMERIZING ETC	18 539	3 505	1 953	723 CIVIL ENGINEERG EQUIP ETC	224	201	118
584 CELLULOSE DERIVATIVES ETC	88	68	38	724 TEXTILE,LEATHER MACHNRY	48	259	141
585 PLASTIC MATERIALS NES	143	238	132	727 FOOD MACHRY NON-DOMESTIC	8	59	33
591 PESTICIDES,DISINFECTANTS	594	1 452	797	728 OTH MACHY FOR SPCL INDUS	261	832	459
592 STARCH,INULIN,GLUTEN,ETC	572	175	99	736 MACHINE TOOLS FOR METAL	53	182	99
598 MISC CHEMICAL PRODS NES	7 596	2 519	1 391	741 HEATING,COOLING EQUIPMNT	216	259	144
621 MATERIALS OF RUBBER	234	191	106	742 PUMPS FOR LIQUIDS ETC	63	225	125
625 RUBBER TYRES,TUBES	6 396	1 425	801	743 PUMPS NES,CENTRIFUGES ETC	15	61	35
628 RUBBER ARTICLES NES	22	96	54	745 NONELEC MACHY,TOOLS NES	25	90	50
641 PAPER AND PAPERBOARD	12 123	1 287	710	749 NONELEC MACH PTS,ACC NES	16	69	39
642 ARTICLES OF PAPER ETC	313	171	93	772 SWITCHGEAR ETC & PTS NES	12	124	70
651 TEXTILE YARN AND THREAD	14	90	48	773 ELECTRIC DISTRIBUTING MACH	135	111	61
652 COTTON FABRICS,WOVEN	1 432	7 119	3 972	778 ELECTRICAL MACHINERY NES	333	275	153
653 WOVN MAN-MADE FIB FABRIC	114	165	90	781 PASS MOTOR VEH EXC BUSES	2 495	1 394	785
655 KNIT ETC FABRICS	110	65	36	782 LORRIES,SPCL MTR VEH NES	3 533	474	265
657 SPECIAL TEXTILE ETC PROD	188	118	69	784 MOTOR VEHCL PTS,ACC NES	1 485	1 264	705
663 OTH NONMETAL MINERAL MFS	123	57	32	793 SHIPS AND BOATS	144	82	46
664 GLASS	1 538	217	121	851 FOOTWEAR	66	70	38
666 POTTERY	22	81	46	874 MEASURING,CONTROLLNG INSTR	10	52	30
674 IRN,STL UNIV,PLATE,SHEET	9 874	1 376	757	892 PRINTED MATTER	32	77	45
675 IRON,STEEL HOOP,STRIP	344	84	48	893 ARTICLES OF PLASTIC NES	307	137	75
677 IRN,STL WIRE EXCL W ROD	600	71	39				
678 IRON,STL TUBES,PIPES,ETC	472	134	72	GUIN BISSAU			
684 ALUMINIUM	376	373	202	IMPORTS	862	608	343
691 STRUCTURES AND PARTS NES	181	72	40	263 COTTON	498	166	99
694 STL COPPR NAILS,NUTS,ETC	100	102	52	EXPORTS	12 361	4 917	2 723
695 TOOLS	65	315	174	022 MILK AND CREAM	3 341	750	413
697 BASE MTL HOUSEHOLD EQUIP	372	139	77	023 BUTTER	450	180	97
699 OTHER METAL MANUFACTURES	5 936	2 833	1 636	037 FISH ETC PREPD PRSD NES	2 000	843	481
711 STEAM BOILERS & AUX PLNT	96	129	77	112 ALCOHOLIC BEVERAGES	525	62	35
712 STEAM ENGINES,TURBINES	3	188	104	522 INORG ELEMNTS,OXIDES,ETC	3 110	168	94
713 INTRNL COMBUS PISTN ENGN	656	1 230	684	541 MEDICINAL ETC PRODUCTS	83	120	66
716 ROTATING ELECTRIC PLANT	24	114	65	673 IRON AND STEEL SHAPES	657	123	67
722 TRACTORS NON-ROAD	144	362	195	678 IRON,STL TUBES,PIPES,ETC	758	102	55
723 CIVIL ENGINEERG EQUIP ETC	124	322	177	713 INTRNL COMBUS PISTN ENGN	107	465	255
724 TEXTILE,LEATHER MACHNRY	1 845	7 785	4 293	723 CIVIL ENGINEERG EQUIP ETC	17	92	54
725 PAPER ETC MILL MACHINERY	21	118	63	742 PUMPS FOR LIQUIDS ETC	42	87	48
726 PRINTG,BKBDNG MACHY,PTS	36	279	154	743 PUMPS NES,CENTRIFUGES ETC	17	58	33
727 FOOD MACHRY NON-DOMESTIC	91	354	206	744 MECHANICAL HANDLING EQU	42	100	60
728 OTH MACHY FOR SPCL INDUS	135	1 359	777	772 SWITCHGEAR ETC & PTS NES	13	126	69
736 MACHINE TOOLS FOR METAL	159	552	299	781 PASS MOTOR VEH EXC BUSES	56	83	46
737 METALWORKING MACHNRY NES	40	170	95	782 LORRIES,SPCL MTR VEH NES	185	214	117
741 HEATING,COOLING EQUIPMNT	42	205	111	821 FURNITURE	77	109	57
742 PUMPS FOR LIQUIDS ETC	25	198	115				
743 PUMPS NES,CENTRIFUGES ETC	311	567	322	GUINEA			
744 MECHANICAL HANDLING EQU	42	184	106	IMPORTS	11 830 596	108 473	61 125
745 NONELEC MACHY,TOOLS NES	131	459	260	071 COFFEE AND SUBSTITUTES	40 748	18 719	10 768
749 NONELEC MACH PTS,ACC NES	94	330	182	072 COCOA	8 437	3 173	1 788
751 OFFICE MACHINES	35	217	120	232 NATURAL RUBBER,GUMS	384	68	40
752 AUTOMTIC DATA PROC EQUIP	10	133	74	247 OTH WOOD ROUGH,SQUARED	42 025	1 057	589
759 OFFICE & ADP MCH PTS,ACC	7	165	95	287 BASE METAL ORES,CONC NES	11 736 490	85 615	47 481
763 SOUND RECORDRS,PHONOGRPH	9	53	31	634 VENEERS,PLYWOOD,ETC	1 985	359	194
764 TELECOM EQPT,PTS,ACC NES	24	562	310	763 SOUND RECORDRS,PHONOGRPH	3	70	39
772 SWITCHGEAR ETC & PTS NES	25	125	74	941 ZOO ANIMALS,PETS	2	93	51
778 ELECTRICAL MACHINERY NES	279	460	252	EXPORTS	143 060	43 477	24 076
781 PASS MOTOR VEH EXC BUSES	3 334	3 909	2 194	011 MEAT FRESH,CHILLD,FROZEN	2 049	200	114
782 LORRIES,SPCL MTR VEH NES	1 922	1 117	618	022 MILK AND CREAM	2 070	359	197
784 MOTOR VEHCL PTS,ACC NES	1 669	1 299	730	046 WHEAT ETC MEAL OR FLOUR	26 141	672	366
786 VEH NES NONMOTR,TRAILERS	165	142	79	061 SUGAR AND HONEY	41 898	1 365	743
791 RAILWAY VEHICLES	45	57	32	098 EDIBLE PRODCTS,PREPS NES	133	68	37
792 AIRCRAFT	15	810	442	112 ALCOHOLIC BEVERAGES	4 762	703	394
812 PLUMBNG,HEATING,LIGHTNG EQU	119	353	197	269 WASTE OF TEXTILE FABRICS	2 798	684	392
821 FURNITURE	289	192	105	334 PETROLEUM PRODUCTS,REFIN	1 678	270	148
871 OPTICAL INSTRUMENTS	1	56	31	423 FIXED VEG OILS,SOFT	1 380	168	94
874 MEASURING,CONTROLLNG INSTR	22	622	341	511 HYDROCARBONS NES,DERIVS	247	53	30
881 PHOTO APPAR & EQUIPT NES	22	224	122	522 INORG ELEMNTS,OXIDES,ETC	457	77	46
882 PHOTO,CINEMA SUPPLIES	480	563	315	523 OTHR INORGANIC CHEMICALS	608	65	36
893 ARTICLES OF PLASTIC NES	133	154	89	531 SYNT DYE,NAT INDOGO,LAKES	50	126	69
894 TOYS,SPORTING GOODS,ETC	72	165	90	533 PIGMENTS,PAINTS,ETC	158	86	41
895 OFFICE SUPPLIES NES	62	175	93	541 MEDICINAL ETC PRODUCTS	69	219	120
897 GOLD,SILVER WARE,JEWELRY	2	61	35	562 FERTILIZERS MANUFACTURED	4 171	96	53
899 OTHER MANUFACTURED GOODS	15	57	30	625 RUBBER TYRES,TUBES	1 936	611	341
				628 RUBBER ARTICLES NES	75	57	31
GAMBIA				635 WOOD MANUFACTURES NES	113	107	60
IMPORTS	409 152	10 634	5 855	641 PAPER AND PAPERBOARD	228	62	33
036 SHELL FISH FRESH,FROZEN	151	249	137	642 ARTICLES OF PAPER ETC	184	82	45
333 CRUDE PETROLEUM	408 580	9 832	5 416	652 COTTON FABRICS,WOVEN	154	588	325
667 PEARL,PREC-,SEMI-P STONE	0	0	0	661 CEMENT ETC BUILDING PROD	10 326	136	76
EXPORTS	243 345	23 215	12 918	664 GLASS	430	130	73
022 MILK AND CREAM	7 244	1 707	936	673 IRON AND STEEL SHAPES	2 862	283	155
046 WHEAT ETC MEAL OR FLOUR	28 340	560	314	676 RAILWAY RAILS ETC IRN,STL	8 589	1 013	564
061 SUGAR AND HONEY	151 543	5 101	2 829	678 IRON,STL TUBES,PIPES,ETC	1 827	261	150
112 ALCOHOLIC BEVERAGES	174	83	47	684 ALUMINIUM	51	105	57
423 FIXED VEG OILS,SOFT	19 986	1 745	990	691 STRUCTURES AND PARTS NES	1 274	1 116	616
431 PROCDSD ANML VEG OIL,ETC	12 914	871	483	692 METAL TANKS,BOXES,ETC	2 076	374	207
522 INORG ELEMNTS,OXIDES,ETC	2 010	86	48	693 WIRE PRODUCTS NON ELECTR	529	188	105
531 SYNT DYE,NAT INDOGO,LAKES	45	120	70	695 TOOLS	638	663	368
533 PIGMENTS,PAINTS,ETC	42	55	30	699 OTHER METAL MANUFACTURES	304	123	68
541 MEDICINAL ETC PRODUCTS	70	726	400	713 INTRNL COMBUS PISTN ENGN	1 264	5 574	3 063
554 SOAPS,CLEANING ETC PREPS	316	136	79	716 ROTATING ELECTRIC PLANT	863	1 628	916
625 RUBBER TYRES,TUBES	955	561	312	723 CIVIL ENGINEERG EQUIP ETC	477	783	418
652 COTTON FABRICS,WOVEN	328	1 439	801				
663 OTH NONMETAL MINERAL MFS	42	67	38				
665 GLASSWARE	4 100	341	184				
678 IRON,STL TUBES,PIPES,ETC	130	161	90				

7 IMPORTS AND EXPORTS (SPECIAL TRADE) BY COUNTRIES OF PRODUCTION AND CONSUMPTION AND BY GROUPS OF THE SITC-REV. II 1987

GROUP DESCRIPTION	DT = 100 KG	1 000 DM	1 000 \$	GROUP DESCRIPTION	DT = 100 KG	1 000 DM	1 000 \$
727 FOOD MACHRY NON-DOMESTIC	142	530	296	LIBERIA			
728 OTH MACHY FOR SPCL INDUS	359	532	290				
741 HEATING, COOLING EQUIPMNT	102	159	87	IMPORTS	54 173 937	327 795	181 975
742 PUMPS FOR LIQUIDS ETC	363	799	440				
744 MECHANICAL HANDLING EQU	391	571	316	071 COFFEE AND SUBSTITUTES	15 780	6 785	3 695
745 NONELEC MACHY, TOOLS NES	116	402	217	072 COCOA	1 593	518	307
749 NONELEC MACH PTS, ACC NES	132	441	243	232 NATURAL RUBBER, GUMS	18 789	3 289	1 827
751 OFFICE MACHINES	10	73	37	247 OTH WOOD ROUGH, SQUARED	451 605	23 414	12 938
763 SOUND RECORDRS, PHONOGRPH	7	149	87	248 WOOD SHAPED	15 386	1 231	677
764 TELECOM EQPT, PTS, ACC NES	173	2 214	1 224	281 IRON ORE, CONCENTRATES	53 558 121	284 000	157 797
771 ELECTRIC POWER MACHY, NES	164	228	138	289 PREC METAL ORE, WASTE NES		89	50
772 SWITCHGEAR ETC & PTS NES	289	763	421	424 FIXED VEG OIL NONSOFT	7 506	418	232
773 ELECTR DISTRIBUTING MACH	241	452	248	634 VENEERS, PLYWOOD, ETC	1 040	469	265
774 ELECTRO-MEDCL, XRAY EQUIP	23	447	274	716 ROTATING ELECTRIC PLANT	200	200	111
778 ELECTRICAL MACHINERY NES	1 413	1 274	694	749 NONELEC MACH PTS, ACC NES	123	252	135
781 PASS MOTOR VEH EXC BUSES	1 785	2 141	1 191	793 SHIPS AND BOATS	100 391	1 247	689
782 LORRIES, SPCL MTR VEH NES	3 347	2 664	1 475	941 ZOO ANIMALS, PETS	14	200	112
783 ROAD MOTOR VEHICLES NES	1 033	1 578	866				
784 MOTOR VEHCL PTS, ACC NES	1 476	1 813	1 018	EXPORTS	362 149	68 622	38 102
785 MOTOR & OTHER CYCLES ETC	74	75	40				
786 VEH NES NONMOTR, TRAILERS	1 253	359	200	012 MEAT DRIED, SALTED, SMOKED	788	120	65
793 SHIPS AND BOATS	1 700	560	311	022 MILK AND CREAM	4 344	592	332
821 FURNITURE	407	445	246	024 CHEESE AND CURD	170	100	55
872 MEDICAL INSTRUMENTS NES	3	57	33	046 WHEAT ETC MEAL OR FLOUR	2 752	71	41
874 MEASURING, CONTROLLING INSTR	21	73	40	048 CEREAL ETC PREPARATIONS	3 086	166	88
892 PRINTED MATTER	28	637	355	054 VEG ETC FRSH, SMLY PRSVD	65	109	56
893 ARTICLES OF PLASTIC NES	269	120	63	061 SUGAR AND HONEY	68 128	2 619	1 471
				098 EDIBLE PRODCTS, PREPS NES	215	112	61
SIERRA LEONE				112 ALCOHOLIC BEVERAGES	493	119	67
				248 WOOD SHAPED	904	82	45
IMPORTS	7 248 956	51 634	28 490	269 WASTE OF TEXTILE FABRICS	1 140	57	31
				273 STONE, SAND AND GRAVEL	9 024	306	169
036 SHELL FISH FRESH, FROZEN	155	295	159	278 OTHER CRUDE MINERALS	48 457	1 186	673
071 COFFEE AND SUBSTITUTES	6 662	2 968	1 644	292 CRUDE VEG MATERIALS NES	67	191	109
072 COCOA	10 547	4 282	2 359	334 PETROLEUM PRODUCTS, REFIN	1 456	458	256
248 WOOD SHAPED	868	56	30	335 RESIDUAL PETRLM PROD NES	1 383	190	105
287 BASE METAL ORES, CONC NES	7 226 838	43 130	23 798	511 HYDROCARBONS NES, DERIVS	208	61	35
292 CRUDE VEG MATERIALS NES	3 487	476	263	513 ORGANIC ACIDS, ETC	621	79	44
667 PEARL, PREC-, SEMI-P STONE				522 INORG ELEMNTS, OXIDES, ETC	5 536	519	287
781 PASS MOTOR VEH EXC BUSES	52	60	32	523 OTHR INORGANIC CHEMICALS	4 417	311	168
				531 SYNT DYE, NAT INDGO, LAKES	128	432	238
EXPORTS	184 368	35 733	19 841	533 PIGMENTS, PAINTS, ETC	337	212	119
				541 MEDICINAL ETC PRODUCTS	411	1 057	592
022 MILK AND CREAM	4 197	1 020	549	551 ESSENTL OIL, PERFUME, ETC	36	54	31
023 BUTTER	150	87	48	554 SOAPS, CLEANING ETC PREPS	255	95	53
046 WHEAT ETC MEAL OR FLOUR	105 211	2 844	1 621	582 PROD OF CONDENSATION ETC	184	86	46
061 SUGAR AND HONEY	19 529	650	356	583 PROD OF POLYMERIZING ETC	1 497	418	235
269 WASTE OF TEXTILE FABRICS	1 044	264	152	591 PESTICIDES, DISINFECTANTS	349	209	119
278 OTHER CRUDE MINERALS	6 125	137	77	592 STARCH, INULIN, GLUTEN, ETC	271	178	103
334 PETROLEUM PRODUCTS, REFIN	1 075	152	83	598 MISC CHEMICAL PRODS NES	1 416	469	262
335 RESIDUAL PETRLM PROD NES	4 567	464	261	621 MATERIALS OF RUBBER	271	407	228
423 FIXED VEG OILS, SOFT	1 920	175	97	625 RUBBER TYRES, TUBES	3 958	1 139	633
431 PROCESD ANML VEG OIL, ETC	1 598	119	65	628 RUBBER ARTICLES NES	796	1 204	666
514 NITROGEN-FUNCTN COMPOUNDS	259	85	48	634 VENEERS, PLYWOOD, ETC	174	66	37
522 INORG ELEMNTS, OXIDES, ETC	3 232	174	98	641 PAPER AND PAPERBOARD	320	169	91
523 OTHR INORGANIC CHEMICALS	717	94	52	642 ARTICLES OF PAPER ETC	582	309	175
541 MEDICINAL ETC PRODUCTS	99	361	198	662 CLAY, REFRACTORY BLOC PRD	2 566	295	162
551 ESSENTL OIL, PERFUME, ETC	19	74	41	663 OTH NONMETAL MINERAL MFS	264	259	139
582 PROD OF CONDENSATION ETC	409	71	38	664 GLASS	893	273	152
625 RUBBER TYRES, TUBES	417	150	81	673 IRON AND STEEL SHAPES	1 700	177	99
628 RUBBER ARTICLES NES	893	509	280	674 IRN, STL UNIV, PLATE, SHEET	3 766	433	235
641 PAPER AND PAPERBOARD	1 239	547	302	676 RAILWAY RAILS ETC IRN, STL	1 617	372	209
642 ARTICLES OF PAPER ETC	444	184	99	677 IRN, STL WIRE EXCL W ROD	128	116	63
650 TEXTILE ARTICLES NES	3	63	34	678 IRON, STL TUBES, PIPES, ETC	4 980	784	441
661 CEMENT ETC BUILDING PROD	7 381	94	53	679 IRN, STL CASTINGS UNMORKE	78 368	6 457	3 569
663 OTH NONMETAL MINERAL MFS	46	75	41	684 ALUMINIUM	3 863	911	505
674 IRN, STL UNIV, PLATE, SHEET	674	95	52	692 METAL TANKS, BOXES, ETC	4 866	1 058	573
695 TOOLS	70	214	122	693 WIRE PRODUCTS NON ELECTR	957	349	202
713 INTRNL COMBUS PISTN ENGN	83	767	425	694 STL COPPR NAILS, NUTS, ETC	475	255	144
716 ROTATING ELECTRIC PLANT	1 541	6 749	3 730	695 TOOLS	382	618	340
723 CIVIL ENGINEERG EQUIP ETC	1 781	2 305	1 311	696 CUTLERY	73	162	91
727 FOOD MACHRY NON-DOMESTIC	17	71	40	697 BASE MTL HOUSEHOLD EQUIP	42	67	36
728 OTH MACHY FOR SPCL INDUS	1 513	1 891	1 040	699 OTHER METAL MANUFACTURES	597	667	370
736 MACHINE TOOLS FOR METAL	81	70	40	712 STEAM ENGINES, TURBINES	10	78	44
741 HEATING, COOLING EQUIPMNT	25	138	76	713 INTRNL COMBUS PISTN ENGN	224	1 348	743
742 PUMPS FOR LIQUIDS ETC	372	490	280	716 ROTATING ELECTRIC PLANT	635	1 786	972
743 PUMPS NES, CENTRIFUGES ETC	221	159	85	721 AGRIC MACHY, EXC TRACTORS	139	373	205
744 MECHANICAL HANDLING EQU	49	108	60	723 CIVIL ENGINEERG EQUIP ETC	2 186	1 762	974
745 NONELEC MACHY, TOOLS NES	25	240	134	724 TEXTILE, LEATHER MACHNRY	18	60	33
749 NONELEC MACH PTS, ACC NES	68	359	199	726 PRINTG, BKBINDG MACHY, PTS	6	77	42
751 OFFICE MACHINES	11	68	37	728 OTH MACHY FOR SPCL INDUS	1 616	2 354	1 316
752 AUTOMTIC DATA PROC EQUIP	4	103	56	736 MACHINE TOOLS FOR METAL	104	249	140
764 TELECOM EQPT, PTS, ACC NES	3	74	44	737 METALWORKING MACHNRY NES	21	109	59
772 SWITCHGEAR ETC & PTS NES	5	61	34	741 HEATING, COOLING EQUIPMNT	24	102	55
775 HOUSEHOLD TYPE EQUIP NES	8	170	92	742 PUMPS FOR LIQUIDS ETC	322	903	517
778 ELECTRICAL MACHINERY NES	543	211	111	743 PUMPS NES, CENTRIFUGES ETC	130	606	342
781 PASS MOTOR VEH EXC BUSES	1 471	2 602	1 461	744 MECHANICAL HANDLING EQU	770	1 307	726
782 LORRIES, SPCL MTR VEH NES	851	512	285	745 NONELEC MACHY, TOOLS NES	178	913	508
783 ROAD MOTOR VEHICLES NES	758	1 074	592	749 NONELEC MACH PTS, ACC NES	1 519	3 903	2 163
784 MOTOR VEHCL PTS, ACC NES	1 135	2 532	1 419	752 AUTOMTIC DATA PROC EQUIP	9	158	87
786 VEH NES NONMOTR, TRAILERS	509	347	190	764 TELECOM EQPT, PTS, ACC NES	10	235	127
793 SHIPS AND BOATS	8 600	3 416	1 864	771 ELECTRIC POWER MACHY NES	46	127	68
821 FURNITURE	89	106	58	772 SWITCHGEAR ETC & PTS NES	127	672	367
872 MEDICAL INSTRUMENTS NES	2	67	37	773 ELECTR DISTRIBUTING MACH	454	381	211
892 PRINTED MATTER	67	66	38	774 ELECTRO-MEDCL, XRAY EQUIP	5	63	34
894 TOYS, SPORTING GOODS, ETC	108	419	237	778 ELECTRICAL MACHINERY NES	95	332	179
				781 PASS MOTOR VEH EXC BUSES	1 900	2 312	1 282
				782 LORRIES, SPCL MTR VEH NES	1 600	1 184	657
				783 ROAD MOTOR VEHICLES NES	341	119	65
				784 MOTOR VEHCL PTS, ACC NES	2 308	4 295	2 390
				786 VEH NES NONMOTR, TRAILERS	826	541	301
				791 RAILWAY VEHICLES	825	717	405
				793 SHIPS AND BOATS	70 773	10 578	5 864
				821 FURNITURE	61	107	63
				851 FOOTWEAR	41	137	78

7 IMPORTS AND EXPORTS (SPECIAL TRADE) BY COUNTRIES OF PRODUCTION AND CONSUMPTION AND BY GROUPS OF THE SITC-REV. II 1987

GROUP DESCRIPTION	DT * 100 KG	1 000 DM	1 000 \$	GROUP DESCRIPTION	DT * 100 KG	1 000 DM	1 000 \$
872 MEDICAL INSTRUMENTS NES	30	159	92	695 TOOLS	221	501	273
873 METERS & COUNTERS NES	46	285	153	696 CUTLERY	81	230	125
874 MEASURING CONTROLLING INSTR	14	316	173	697 BASE MTL HOUSEHOLD EQUIP	147	118	65
882 PHOTO, CINEMA SUPPLIES	107	159	88	699 OTHER METAL MANUFACTURES	1 709	1 121	621
892 PRINTED MATTER	72	106	60	711 STEAM BOILERS & AUX PLNT	111	316	168
893 ARTICLES OF PLASTIC NES	1 406	705	393	712 STEAM ENGINES, TURBINES	22	152	85
895 OFFICE SUPPLIES NES	13	151	86	713 INTRNL COMBUS PISTN ENGN	181	1 232	687
				716 ROTATING ELECTRIC PLANT	64	154	83
IVORY COAST				721 AGRIC MACHY, EXC TRACTORS	293	326	178
IMPORTS	2 812 246	625 009	348 932	722 TRACTORS NON-ROAD	435	336	184
037 FISH ETC PREPD PRSVD NES	1 673	909	499	723 CIVIL ENGINEERG EQUIP ETC	998	586	333
057 FRUIT, NUTS, FRESH, DRIED	355 606	40 922	22 998	724 TEXTILE, LEATHER MACHNRY	743	4 232	2 344
058 FRUIT PRESERVED, PREPARED	849	161	89	725 PAPER ETC MILL MACHINERY	81	249	137
071 COFFEE AND SUBSTITUTES	123 546	53 957	30 101	726 PRINTG, BXBINDG MACHY, PTS	89	675	374
072 COCOA	899 917	396 004	221 186	727 FOOD MACHRY NON-DOMESTIC	371	1 249	680
081 FEEDING STUFF FOR ANIMLS	294 760	6 475	3 597	728 OTH MACHY FOR SPCL INDUS	1 550	5 244	3 013
232 NATURAL RUBBER, GUMS	113 003	21 091	11 784	736 MACHINE TOOLS FOR METAL	121	644	355
247 OTH WOOD ROUGH, SQUARED	95 395	6 026	3 336	737 METALWORKING MACHNRY NES	19	73	41
248 WOOD SHAPED	110 913	11 409	6 342	741 HEATING, COOLING EQUIPMNT	436	1 719	1 009
263 COTTON	79 338	17 038	9 502	742 PUMPS FOR LIQUIDS ETC	73	561	310
292 CRUDE VEG MATERIALS NES	5 896	3 223	1 802	743 PUMPS NES, CENTRIFUGES ETC	223	740	408
424 FIXED VEG OIL NONSOFT	514 729	33 243	18 431	744 MECHANICAL HANDLING EQU	4 187	2 489	1 372
431 PROCESD ANML VEG OIL, ETC	6 717	402	221	745 NONELEC MACHY, TOOLS NES	891	4 345	2 422
512 ALCOHOLS, PHENOLS, ETC	27 139	3 287	1 856	749 NONELEC MACH PTS, ACC NES	321	1 252	696
634 VENEERS, PLYWOOD, ETC	178 999	28 718	16 007	751 OFFICE MACHINES	121	616	347
635 WOOD MANUFACTURES NES	2 451	455	258	752 AUTOMATIC DATA PROC EQUIP	19	150	82
651 TEXTILE YARN AND THREAD	473	266	145	759 OFFICE & ADP MCH PTS, ACC	2	112	62
742 PUMPS FOR LIQUIDS ETC	12	88	48	761 TELEVISION RECEIVERS	54	195	106
843 WOMENS OUTERWEAR NONKNIT	26	67	37	762 RADIO BROADCAST RECEIVRS	4	61	33
845 OUTERWEAR KNIT NONELASTC	90	238	130	764 TELECOM EQPT, PTS, ACC NES	37	622	351
874 MEASURING, CONTROLLING INSTR	1	108	58	772 SWITCHGEAR ETC & PTS NES	141	859	476
971 GOLD, NON MONETARY NES		243	133	773 ELECTR DISTRIBUTING MACH	33	115	61
				774 ELECTRO-MEDCL, XRAY EQUIP	58	930	544
EXPORTS	481 888	146 465	81 637	775 HOUSEHOLD TYPE EQUIP NES	54	138	75
011 MEAT FRESH, CHILLD, FROZEN	42 046	4 605	2 602	778 ELECTRICAL MACHINERY NES	815	1 577	866
014 MEAT PREPD, PRSVD, NES ETC	251	71	41	781 PASS MOTOR VEH EXC BUSES	3 846	10 007	5 532
022 MILK AND CREAM	19 600	3 731	2 073	782 LORRIES, SPCL MTR VEH NES	3 707	4 701	2 683
034 FISH FRESH, CHILLED, FROZN	12 722	827	492	783 ROAD MOTOR VEHICLES NES	685	107	59
048 CEREAL ETC PREPARATIONS	77	59	33	784 MOTOR VEHCL PTS, ACC NES	4 792	9 227	5 137
054 VEG ETC FRSH, SPLY PRSVD	75	64	35	785 MOTOR & OTHER CYCLES ETC	1 118	573	324
061 SUGAR AND HONEY	39 560	1 293	724	786 VEH NES NONMOTR, TRAILERS	833	533	297
075 SPICES	52	130	73	791 RAILWAY VEHICLES	304	456	254
098 EDIBLE PRODUCTS, PREPS NES	130	78	41	812 PLUMB, HEATING, LGHTNG EQU	17	81	44
112 ALCOHOLIC BEVERAGES	426	62	36	821 FURNITURE	37	77	42
121 TOBACCO UNMNFCTRD, REFUSE	514	70	38	871 OPTICAL INSTRUMENTS	2	100	60
122 TOBACCO MFRS	162	269	151	872 MEDICAL INSTRUMENTS NES	11	92	52
233 RUBBER, SYNTHETIC, RECLAIMD	780	266	147	874 MEASURING, CONTROLLING INSTR	42	1 176	668
266 SYNTHETIC FIBRE TO SPIN	2 337	513	283	881 PHOTO APPAR & EQUIPT NES	40	448	248
274 SULPHUR ETC	1 900	82	48	882 PHOTO, CINEMA SUPPLIES	925	1 728	957
278 OTHER CRUDE MINERALS	23 737	604	338	885 WATCHES AND CLOCKS	8	88	46
292 CRUDE VEG MATERIALS NES	84	117	65	892 PRINTED MATTER	225	466	251
334 PETROLEUM PRODUCTS, REFIN	1 582	267	150	893 ARTICLES OF PLASTIC NES	645	554	310
335 RESIDUAL PETRLM PROD NES	8 325	947	525	894 TOYS, SPORTING GOODS, ETC	369	623	343
431 PROCESD ANML VEG OIL, ETC	2 229	321	176	895 OFFICE SUPPLIES NES	180	737	410
511 HYDROCARBONS NES, DERIVS	2 525	912	512	897 GOLD, SILVER WARE, JEWELRY	18	771	432
512 ALCOHOLS, PHENOLS, ETC	1 459	526	297	898 MUSICAL INSTRUMENTS, PTS	32	203	111
513 ORGANIC ACIDS, ETC	13 845	2 188	1 224	899 OTHER MANUFACTURED GOODS	73	245	135
514 NITROGEN-FUNCTN COMPOUNDS	1 425	811	446				
515 ORG-INORG COMPOUNDS ETC	256	500	271	GHANA			
516 OTHER ORGANIC CHEMICALS	1 952	1 123	614	IMPORTS	1 981 399	238 227	132 333
522 INORG ELEMENTS, OXIDES, ETC	35 302	1 706	939	037 FISH ETC PREPD PRSVD NES	175	106	58
523 OTHR INORGANIC CHEMICALS	10 303	1 121	627	054 VEG ETC FRSH, SPLY PRSVD	778	153	87
531 SYNT DYE, NAT INDGO, LAKES	3 127	10 371	5 761	057 FRUIT, NUTS, FRESH, DRIED	2 604	349	192
533 PIGMENTS, PAINTS, ETC	3 763	2 861	1 589	072 COCOA	106 246	51 215	28 321
541 MEDICINAL ETC PRODUCTS	1 979	4 237	2 382	081 FEEDING STUFF FOR ANIMLS	2 142	212	126
551 ESSENTL OIL, PERFUME, ETC	73	283	159	247 OTH WOOD ROUGH, SQUARED	888 960	43 791	24 381
553 PERFUMERY, COSMETICS, ETC	131	372	212	248 WOOD SHAPED	180 807	17 035	9 484
554 SOAPS, CLEANING ETC PREPS	2 934	1 256	692	277 NATURAL ABRASIVES NES		54	31
562 FERTILIZERS MANUFACTURED	40 016	296	160	287 BASE METAL ORES, CONC NES	135 161	1 302	715
572 EXPLOSIVES, PYROTECH PROD	55	137	81	288 NONFERR METAL SCRAP NES	6 243	395	223
582 PROD OF CONDENSATION ETC	5 238	1 838	1 014	292 CRUDE VEG MATERIALS NES	5	53	31
583 PROD OF POLYMERIZING ETC	31 011	6 087	3 386	334 PETROLEUM PRODUCTS, REFIN	210 961	5 294	2 854
584 CELLULOSE DERIVATIVES ETC	670	656	367	512 ALCOHOLS, PHENOLS, ETC	2 995	329	177
585 PLASTIC MATERIALS NES	1 008	215	117	634 VENEERS, PLYWOOD, ETC	40 036	6 051	3 382
591 PESTICIDES, DISINFECTANTS	973	1 865	1 043	635 WOOD MANUFACTURES NES	2 400	385	210
592 STARCH, INULIN, GLUTEN, ETC	761	573	322	684 ALUMINIUM	399 724	109 958	61 196
598 MISC CHEMICAL PRODS NES	16 445	4 124	2 293	764 TELECOM EQPT, PTS, ACC NES	5	402	238
612 LEATHER ETC MANUFACTURES	8	86	46	874 MEASURING, CONTROLLING INSTR		67	37
625 RUBBER TYRES, TUBES	943	686	380				
628 RUBBER ARTICLES NES	164	426	236	EXPORTS	597 001	174 459	97 560
635 WOOD MANUFACTURES NES	801	240	137	022 MILK AND CREAM	10 778	2 111	1 163
641 PAPER AND PAPERBOARD	2 645	1 049	576	035 FISH SALTED, DRIED, SMOKED	7 170	3 772	2 110
642 ARTICLES OF PAPER ETC	1 531	939	524	046 WHEAT ETC MEAL OR FLOUR	30 682	881	499
651 TEXTILE YARN AND THREAD	760	1 247	694	048 CEREAL ETC PREPARATIONS	5 016	214	127
652 COTTON FABRICS, WOVEN	721	2 127	1 169	061 SUGAR AND HONEY	105 191	3 802	2 128
653 WOVN MAN-MADE FIB FABRIC	710	1 023	576	081 FEEDING STUFF FOR ANIMLS	250	66	36
655 KNIT ETC FABRICS	183	118	67	111 NON-ALCOHL BEVERAGES NES	1 008	88	49
657 SPECIAL TEXTILE ETC PROD	323	250	142	112 ALCOHOLIC BEVERAGES	1 042	144	79
659 FLOOR COVERINGS ETC	116	85	49	269 WASTE OF TEXTILE FABRICS	29 013	6 995	3 905
662 CLAY, REFRACTORY BLDG PRD	468	143	80	278 OTHER CRUDE MINERALS	882	132	72
663 OTH NONMETAL MINERAL MFS	267	228	124	292 CRUDE VEG MATERIALS NES	193	247	145
664 GLASS	4 540	556	307	334 PETROLEUM PRODUCTS, REFIN	3 621	647	351
665 GLASSWARE	1 893	268	147	335 RESIDUAL PETRLM PROD NES	50 452	2 679	1 628
666 POTTERY	103	105	61	423 FIXED VEG OILS, SOFT	24 456	2 457	1 364
673 IRON AND STEEL SHAPES	2 698	165	93	511 HYDROCARBONS NES, DERIVS	1 477	352	193
674 IRN, STL UNIV, PLATE, SHEET	90 869	7 262	4 008	512 ALCOHOLS, PHENOLS, ETC	101	66	34
675 IRON, STEEL HOOP, STRIP	3 876	553	309	513 ORGANIC ACIDS, ETC	2 183	637	344
684 ALUMINIUM	709	725	409	514 NITROGEN-FUNCTN COMPOUNDS	1 992	4 894	2 731
691 STRUCTURES AND PARTS NES	449	239	133	516 OTHER ORGANIC CHEMICALS	46	66	35
692 METAL TANKS, BOXES, ETC	177	111	59	522 INORG ELEMENTS, OXIDES, ETC	6 242	468	258
693 WIRE PRODUCTS NON ELECTR	669	272	148	523 OTHR INORGANIC CHEMICALS	22 581	2 984	1 659
694 STL, COPPR NAILS, NUTS, ETC	159	96	54	531 SYNT DYE, NAT INDGO, LAKES	681	2 004	1 134

7 IMPORTS AND EXPORTS (SPECIAL TRADE) BY COUNTRIES OF PRODUCTION AND CONSUMPTION AND BY GROUPS OF THE SITC-REV. II 1987

GROUP DESCRIPTION	DT * 100 KG	1 000 DM	1 000 \$	GROUP DESCRIPTION	DT * 100 KG	1 000 DM	1 000 \$
533 PIGMENTS, PAINTS, ETC	1 349	870	485	TOGO			
541 MEDICINAL ETC PRODUCTS	1 181	4 872	2 749	IMPORTS	220 826	27 430	15 212
554 SOAPS, CLEANING ETC PREPS	941	540	295	057 FRUIT, NUTS, FRESH, DRIED	483	140	76
562 FERTILIZERS MANUFACTURED	80 996	654	366	071 COFFEE AND SUBSTITUTES	10 823	4 586	2 580
572 EXPLOSIVES, PYROTECH PROD	846	428	245	072 COCOA	12 661	6 454	3 610
582 PROD OF CONDENSATION ETC	388	135	78	263 COTTON	14 388	3 641	2 014
583 PROD OF POLYMERIZING ETC	12 687	3 108	1 708	271 FERTILIZERS, CRUDE	157 500	1 150	631
584 CELLULOSE DERIVATIVES ETC	84	60	33	292 CRUDE VEG MATERIALS NES	98	213	119
585 PLASTIC MATERIALS NES	100	151	87	423 FIXED VEG OILS, SOFT	8 123	593	323
591 PESTICIDES, DISINFECTANTS	558	873	486	625 RUBBER TYRES, TUBES	120	111	61
592 STARCH, INULIN, GLUTEN, ETC	555	176	99	691 STRUCTURES AND PARTS NES	3 390	322	183
598 MISC CHEMICAL PRODS NES	3 890	1 424	808	941 ZOO ANIMALS PETS	18	105	58
611 LEATHER	35	387	208	EXPORTS	238 435	70 498	39 243
621 MATERIALS OF RUBBER	41	84	44	011 MEAT FRESH, CHILLED, FROZEN	9 522	967	534
625 RUBBER TYRES, TUBES	7 211	3 265	1 826	022 MILK AND CREAM	3 302	372	211
628 RUBBER ARTICLES NES	936	900	499	023 BUTTER	236	186	99
635 WOOD MANUFACTURES NES	1 678	718	399	035 FISH SALTED, DRIED, SMOKED	440	218	127
641 PAPER AND PAPERBOARD	4 579	833	481	048 CEREAL ETC PREPARATIONS	361	135	78
642 ARTICLES OF PAPER ETC	643	232	129	054 VEG ETC FRSH, SIMPLY PRSVD	175	261	142
651 TEXTILE YARN AND THREAD	1 479	553	311	056 VEGETABLES ETC PRSVD, PREPD	778	224	125
655 KNIT ETC FABRICS	30	341	184	058 FRUIT PRESERVED, PREPARED	515	83	47
657 SPECIAL TEXTILE ETC PROD	312	510	278	061 SUGAR AND HONEY	67 574	2 912	1 622
661 CEMENT ETC BUILDING PROD	49 443	913	509	073 CHOCOLATE AND PRODUCTS	76	77	43
662 CLAY, REFRACTORY BLDG PRD	607	213	118	098 EDIBLE PRODUCTS, PREPS NES	1 901	931	523
663 OTH NONMETAL MINERAL MFS	986	932	512	112 ALCOHOLIC BEVERAGES	388	65	38
664 GLASS	92	167	97	269 WASTE OF TEXTILE FABRICS	33 250	7 772	4 318
665 GLASSWARE	905	235	143	278 OTHER CRUDE MINERALS	1 334	76	44
671 PIG IRON ETC	1 100	175	96	292 CRUDE VEG MATERIALS NES	50	131	81
672 IRON, STL PRIMARY FORMS	2 447	125	77	335 RESIDUAL PETRLM PROD NES	699	109	60
673 IRON AND STEEL SHAPES	5 450	543	306	511 HYDROCARBONS NES, DERIVS	102	70	39
674 IRN, STL UNIV, PLATE, SHEET	6 037	555	305	513 ORGANIC ACIDS, ETC	94	54	30
675 IRON, STEEL HOOP, STRIP	519	112	65	514 NITROGEN-FUNCTN COMPOUNDS	179	419	230
677 IRN, STL WIRE EXCL W ROD	1 099	307	169	516 OTHER ORGANIC CHEMICALS	695	87	53
678 IRON, STL TUBES, PIPES, ETC	8 418	1 467	834	522 INORG ELEMNTS, OXIDES, ETC	1 460	300	168
679 IRN, STL CASTINGS UNWORKED	8 000	961	538	523 OTHR INORGANIC CHEMICALS	814	111	67
682 COPPER EXC CEMENT COPPER	1 182	788	444	531 SYNT DYE, NAT INDGO, LAKES	328	1 725	960
684 ALUMINIUM	161	189	103	541 MEDICINAL ETC PRODUCTS	150	393	216
685 LEAD	729	86	47	553 PERFUMERY, COSMETICS, ETC	102	196	112
691 STRUCTURES AND PARTS NES	6 251	7 729	4 336	554 SOAPS, CLEANING ETC PREPS	989	358	199
692 METAL TANKS, BOXES, ETC	941	472	258	562 FERTILIZERS MANUFACTURED	24 005	550	296
693 WIRE PRODUCTS NON ELECTR	1 044	467	273	572 EXPLOSIVES, PYROTECH PROD	224	61	33
694 STL, COPPR NAILS, NUTS, ETC	3 119	1 400	789	583 PROD OF POLYMERIZING ETC	6 318	918	501
695 TOOLS	856	1 894	1 062	591 PESTICIDES, DISINFECTANTS	123	243	137
696 CUTLERY	302	766	424	598 MISC CHEMICAL PRODS NES	513	319	173
699 OTHER METAL MANUFACTURES	1 294	1 063	584	625 RUBBER TYRES, TUBES	2 566	436	245
711 STEAM BOILERS & AUX PLNT	58	178	98	628 RUBBER ARTICLES NES	44	83	45
713 INTRNL COMBUS PISTN ENGN	1 105	2 199	1 206	635 WOOD MANUFACTURES NES	97	61	32
714 ROTATING ELECTRIC PLANT	193	352	199	641 PAPER AND PAPERBOARD	308	98	53
718 OTH POWER GENERATG MACHY	5	64	38	642 ARTICLES OF PAPER ETC	409	208	110
721 AGRIC MACHY, EXC TRACTORS	168	243	140	652 COTTON FABRICS, WOVEN	414	624	373
722 TRACTORS NON-ROAD	501	223	124	653 WOVN MAN-MADE FIB FABRIC	358	497	289
723 CIVIL ENGINEERG EQUIP ETC	4 286	7 620	4 250	662 CLAY, REFRACTORY BLDG PRD	708	56	32
724 TEXTILE, LEATHER MACHNRY	724	1 857	1 048	664 GLASS	395	91	48
725 PAPER ETC MILL MACHINERY	139	541	312	665 GLASSWARE	9 559	712	390
726 PRINTG, BKBINDG MACHY, PTS	86	528	286	673 IRON AND STEEL SHAPES	1 373	178	99
727 FOOD MACHRY NON-DOMESTIC	263	1 325	765	674 IRN, STL UNIV, PLATE, SHEET	35 205	3 253	1 804
728 OTH MACHY FOR SPCL INDUS	9 977	12 292	6 824	678 IRON, STL TUBES, PIPES, ETC	1 621	649	362
736 MACHINE TOOLS FOR METAL	140	923	509	684 ALUMINIUM	80	311	170
737 METALWORKING MACHNRY NES	16	69	38	691 STRUCTURES AND PARTS NES	321	300	170
741 HEATING, COOLING EQUIPMNT	830	3 426	1 880	692 METAL TANKS, BOXES, ETC	255	142	79
742 PUMPS FOR LIQUIDS ETC	156	747	424	694 STL, COPPR NAILS, NUTS, ETC	711	186	102
743 PUMPS NES, CENTRIFUGES ETC	315	1 747	983	695 TOOLS	161	421	235
744 MECHANICAL HANDLING EQU	1 932	3 110	1 741	696 CUTLERY	37	62	33
745 NONELEC MACHY, TOOLS NES	898	5 042	2 775	697 BASE MTL HOUSEHOLD EQUIP	227	101	56
749 NONELEC MACH PTS, ACC NES	273	1 254	707	699 OTHER METAL MANUFACTURES	173	254	137
751 OFFICE MACHINES	32	356	193	700 INDUSTRIAL PLANT, CHAP 84	37	86	46
752 AUTOMTIC DATA PROC EQUIP	10	300	171	703 INDUSTRIAL PLANT, CHAP 85	144	98	55
759 OFFICE & ADP MCH PTS, ACC	9	152	86	711 STEAM BOILERS & AUX PLNT	114	230	129
764 TELECOM EQPT, PTS, ACC NES	40	738	414	713 INTRNL COMBUS PISTN ENGN	141	918	519
771 ELECTRIC POWER MACHY NES	48	157	94	716 ROTATING ELECTRIC PLANT	3 491	5 600	3 079
772 SWITCHGEAR ETC & PTS NES	342	2 492	1 457	718 OTH POWER GENERATG MACHY	402	1 335	737
773 ELECTR DISTRIBUTING MACH	386	237	129	721 AGRIC MACHY, EXC TRACTORS	181	175	95
775 HOUSEHOLD TYPE EQUIP NES	76	140	80	723 CIVIL ENGINEERG EQUIP ETC	1 315	1 860	1 031
776 TRANSISTORS, VALVES, ETC	5	52	30	724 TEXTILE, LEATHER MACHNRY	35	69	39
778 ELECTRICAL MACHINERY NES	2 430	1 644	924	727 FOOD MACHRY NON-DOMESTIC	144	1 245	700
781 PASS MOTOR VEH EXC BUSES	4 219	6 196	3 492	728 OTH MACHY FOR SPCL INDUS	123	156	82
782 LORRIES, SPCL MTR VEH NES	6 899	4 102	2 332	736 MACHINE TOOLS FOR METAL	345	241	136
783 ROAD MOTOR VEHICLES NES	5 861	6 661	3 714	741 HEATING, COOLING EQUIPMNT	122	254	140
784 MOTOR VEHCL PTS, ACC NES	15 606	16 502	9 147	742 PUMPS FOR LIQUIDS ETC	124	328	181
785 MOTOR & OTHER CYCLES ETC	244	211	125	743 PUMPS NES, CENTRIFUGES ETC	385	462	254
786 VEH NES NONMOTR, TRAILERS	3 227	2 198	1 246	744 MECHANICAL HANDLING EQU	220	610	338
791 RAILWAY VEHICLES	430	883	483	745 NONELEC MACHY, TOOLS NES	131	914	518
812 PLUMB, HEATNG, LGHTNG EQU	86	116	62	749 NONELEC MACH PTS, ACC NES	298	517	285
821 FURNITURE	414	371	207	751 OFFICE MACHINES	53	277	157
848 HEADGEAR, NONTXTL CLOTHNG	41	225	125	752 AUTOMTIC DATA PROC EQUIP	9	114	65
851 FOOTWEAR	47	144	82	764 TELECOM EQPT, PTS, ACC NES	50	1 069	579
872 MEDICAL INSTRUMENTS NES	52	1 019	563	771 ELECTRIC POWER MACHY NES	250	328	179
874 MEASURING, CONTROLLING INSTR	368	763	419	772 SWITCHGEAR ETC & PTS NES	65	184	98
881 PHOTO APPAR & EQUIPT NES	10	158	89	773 ELECTR DISTRIBUTING MACH	198	102	58
882 PHOTO, CINEMA SUPPLIES	123	337	190	774 ELECTRO-MEDCL, XRAY EQUIP	8	255	142
892 PRINTED MATTER	321	293	168	775 HOUSEHOLD TYPE EQUIP NES	14	55	31
893 ARTICLES OF PLASTIC NES	253	311	174	778 ELECTRICAL MACHINERY NES	521	1 144	674
894 TOYS, SPORTING GOODS, ETC	27	105	57	781 PASS MOTOR VEH EXC BUSES	4 191	10 511	5 839
895 OFFICE SUPPLIES NES	110	217	120	782 LORRIES, SPCL MTR VEH NES	3 618	2 411	1 336
898 MUSICAL INSTRUMENTS, PTS	10	146	80	783 ROAD MOTOR VEHICLES NES	521	353	202
899 OTHER MANUFACTURED GOODS	41	717	387	784 MOTOR VEHCL PTS, ACC NES	1 646	2 513	1 397
				785 MOTOR & OTHER CYCLES ETC	235	220	127
				786 VEH NES NONMOTR, TRAILERS	631	167	99
				791 RAILWAY VEHICLES	72	370	207
				812 PLUMB, HEATNG, LGHTNG EQU	27	53	30
				821 FURNITURE	166	178	100

7 IMPORTS AND EXPORTS (SPECIAL TRADE) BY COUNTRIES OF PRODUCTION AND CONSUMPTION AND BY GROUPS OF THE SITC-REV. II 1987

GROUP DESCRIPTION	DT * 100 KG	1 000 DM	1 000 \$	GROUP DESCRIPTION	DT * 100 KG	1 000 DM	1 000 \$
871 OPTICAL INSTRUMENTS	1	124	68	NIGERIA			
872 MEDICAL INSTRUMENTS NES	124	389	233	IMPORTS			
874 MEASURING, CONTROLLING INSTR	50	655	360	48 111 854	1 387 651	767 745	
881 PHOTO APPAR & EQUIPT NES	3	58	36				
882 PHOTO CINEMA SUPPLIES	42	123	71	034 FISH FRESH, CHILLED, FROZEN	25	376	212
892 PRINTED MATTER	964	1 518	850	057 FRUIT, NUTS, FRESH, DRIED	758	79	44
893 ARTICLES OF PLASTIC NES	293	194	110	071 COFFEE AND SUBSTITUTES	180	65	40
895 OFFICE SUPPLIES NES	27	92	53	072 COCOA	215 374	88 594	49 208
897 GOLD, SILVER WARE, JEWELRY	5	365	200	075 SPICES	379	51	31
899 OTHER MANUFACTURED GOODS	8	53	32	081 FEEDING STUFF FOR ANIMALS	227 199	4 601	2 580
BENIN				223 SEEDS FOR OTHER FIXED OILS	1 497	62	33
IMPORTS				232 NATURAL RUBBER, GUMS	34 622	5 592	3 107
071 COFFEE AND SUBSTITUTES	503	175	96	247 OTHER WOOD ROUGH, SQUARED	1 173	191	105
072 COCOA	40 831	16 884	9 266	248 WOOD SHAPED	2 808	165	89
081 FEEDING STUFF FOR ANIMALS	9 000	201	109	281 IRON ORE, CONCENTRATES	28 000	154	83
263 COTTON	18 843	4 794	2 606	287 BASE METAL ORES, CONC NES	2 179	925	508
424 FIXED VEG OIL NONSOFT	29 412	1 798	977	288 NON-FERROUS METAL SCRAP NES	29 738	5 127	2 865
512 ALCOHOLS, PHENOLS, ETC	646	80	43	292 CRUDE VEG MATERIALS NES	8 165	5 009	2 774
EXPORTS				333 CRUDE PETROLEUM	47 485 542	1 253 074	682 894
011 MEAT FRESH, CHILLED, FROZEN	490	103	62	424 FIXED VEG OIL NONSOFT	2 633	207	127
022 MILK AND CREAM	1 223	252	153	512 ALCOHOLS, PHENOLS, ETC	22 665	2 962	1 674
023 BUTTER	450	263	145	562 FERTILIZERS MANUFACTURED	35 695	771	472
037 FISH ETC PREPARED NES	800	327	177	667 PEARL, PRECIOUS, SEMI-P STONE			
048 CEREAL ETC PREPARATIONS	15 008	503	273	671 PIG IRON ETC	5 412	172	98
054 VEG ETC FRESH, SIMPLY PREPARED	100	116	71	687 TIN	1 733	2 143	1 192
061 SUGAR AND HONEY	5 370	179	97	689 NON-FERROUS BASE METALS NES	2 415	624	345
112 ALCOHOLIC BEVERAGES	1 838	278	155	712 STEAM ENGINES, TURBINES	45	246	135
269 WASTE OF TEXTILE FABRICS	10 794	2 576	1 450	714 ENGINES & MOTORS NES	4	628	349
278 OTHER CRUDE MINERALS	17 644	422	239	718 OTHER POWER GENERATING MACHINERY	7	99	53
292 CRUDE VEG MATERIALS NES	40	77	47	726 OTHER MACHINERY FOR SPECIAL INDUSTRIES	27	58	32
514 NITROGEN-FUNCTIONAL COMPOUNDS	144	161	89	742 PUMPS FOR LIQUIDS ETC	10	54	31
515 ORGANIC-INORGANIC COMPOUNDS ETC	20	94	52	743 PUMPS NES, CENTRIFUGES ETC	46	105	57
522 INORGANIC ELEMENTS, OXIDES, ETC	2 276	122	66	749 NONELECTRIC MACHINERY PARTS, ACCESSORIES NES	70	58	31
531 SYNTHETIC DYE, NATURAL DYE, LAKES	208	769	427	752 AUTOMATIC DATA PROCESSING EQUIPMENT	1	315	171
533 PIGMENTS, PAINTS, ETC	527	278	153	759 OFFICE & ADDRESS MACHINERY PARTS, ACCESSORIES	2	187	102
541 MEDICINAL ETC PRODUCTS	198	624	353	764 TELECOMMUNICATIONS EQUIPMENT, PARTS, ACCESSORIES NES	6	870	477
553 PERFUMERY, COSMETICS, ETC	65	402	227	771 ELECTRIC POWER MACHINERY NES	108	60	32
554 SOAPS, CLEANING ETC PREPARED	530	296	167	774 ELECTRO-MECHANICAL, X-RAY EQUIPMENT	93	54	31
582 PRODUCT OF CONDENSATION ETC	390	283	157	778 ELECTRICAL MACHINERY NES	3	54	31
583 PRODUCT OF POLYMERIZING ETC	1 055	396	219	781 PASS MOTOR VEHICLE EXC BUSES	165	198	111
591 PESTICIDES, DISINFECTANTS	126	353	196	792 AIRCRAFT	5	266	144
598 MISCELLANEOUS CHEMICAL PRODUCTS NES	423	164	90	871 OPTICAL INSTRUMENTS		85	46
625 RUBBER TYRES, TUBES	3 416	506	282	896 MEASURING, CONTROLLING INSTRUMENTS	16	535	296
628 RUBBER ARTICLES NES	43	56	30	WORKS OF ART ETC	46	59	33
641 PAPER AND PAPERBOARD	1 513	342	190	EXPORTS			
642 ARTICLES OF PAPER ETC	129	99	56	001 LIVE ANIMALS	6	102	57
652 COTTON FABRICS, WOVEN	171	813	467	011 MEAT FRESH, CHILLED, FROZEN	99	35	33
653 WOVEN MAN-MADE FIBRE FABRIC	543	762	436	022 MILK AND CREAM	22 616	7 122	4 023
673 IRON AND STEEL SHAPES	923	90	51	046 WHEAT ETC MEAL OR FLOUR	27 952	6 665	3 363
678 IRON, STEEL TUBES, PIPES, ETC	1 896	375	209	048 CEREAL ETC PREPARATIONS	205 916	7 806	4 354
691 STRUCTURES AND PARTS NES	479	534	297	054 VEG ETC FRESH, SIMPLY PREPARED	801	1 005	565
693 WIRE PRODUCTS NON-ELECTRIC	149	55	30	061 SUGAR AND HONEY	339 300	13 989	7 801
695 TOOLS	168	455	247	081 FEEDING STUFF FOR ANIMALS	2 257	230	128
696 CUTLERY	280	470	261	098 EDIBLE PRODUCTS, PREPARED NES	3 966	2 360	1 306
699 OTHER METAL MANUFACTURES	889	501	279	111 NON-ALCOHOLIC BEVERAGES NES	739	110	62
711 STEAM BOILERS & AUXILIARY PLANT	293	270	145	112 ALCOHOLIC BEVERAGES	9 604	2 339	1 356
716 ROTATING ELECTRIC PLANT	299	728	421	233 RUBBER, SYNTHETIC, RECLAIMED	2 147	797	437
721 AGRICULTURAL MACHINERY, EXCEPT TRACTORS	121	201	114	247 OTHER WOOD ROUGH, SQUARED	418	138	75
723 CIVIL ENGINEERING EQUIPMENT ETC	1 633	2 214	1 224	248 WOOD SHAPED	972	243	132
724 TEXTILE, LEATHER MACHINERY	12	109	63	251 PULP AND WASTE PAPER	1 970	212	117
725 PAPER ETC MILL MACHINERY	47	117	64	263 COTTON	353	65	36
726 PRINTING, BOOKBINDING MACHINERY, PARTS	450	1 276	701	266 SYNTHETIC FIBRE TO SPIN	41 221	7 297	4 065
728 OTHER MACHINERY FOR SPECIAL INDUSTRIES	248	834	465	267 OTHER MAN-MADE FIBRES	1 864	718	399
736 MACHINE TOOLS FOR METAL	114	189	108	269 WASTE OF TEXTILE FABRICS	3 614	1 033	586
741 HEATING, COOLING EQUIPMENT	77	207	117	273 STONE, SAND AND GRAVEL	8 738	270	149
742 PUMPS FOR LIQUIDS ETC	79	278	154	274 SULPHUR ETC	1 660	100	56
743 PUMPS NES, CENTRIFUGES ETC	76	312	180	278 OTHER CRUDE MINERALS	189 049	3 917	2 150
744 MECHANICAL HANDLING EQUIPMENT	213	522	288	292 CRUDE VEG MATERIALS NES	541	1 871	1 059
745 NONELECTRIC MACHINERY, TOOLS NES	413	1 462	880	323 BRIQUETTES, COKE, SEMI-COKE	1 346	68	38
749 NONELECTRIC MACHINERY PARTS, ACCESSORIES NES	78	117	66	333 PETROLEUM PRODUCTS, REFINED	25 322	4 676	2 655
751 OFFICE MACHINES	25	210	117	335 RESIDUAL PETROLEUM PRODUCT NES	22 358	3 378	1 882
752 AUTOMATIC DATA PROCESSING EQUIPMENT	11	153	85	411 ANIMAL OILS AND FATS	18 127	1 726	943
761 TELEVISION RECEIVERS	56	194	114	423 FIXED VEG OILS, SOFT	3 408	376	205
764 TELECOMMUNICATIONS EQUIPMENT, PARTS, ACCESSORIES NES	25	143	623	424 FIXED VEG OIL NONSOFT	5 041	700	394
772 SWITCHGEAR ETC & PARTS NES	13	137	76	431 PROCESSED ANIMAL VEG OIL, ETC	5 374	675	390
773 ELECTRICAL DISTRIBUTING MACHINERY	41	86	48	511 HYDROCARBONS NES, DERIVATIVES	8 892	1 742	972
778 ELECTRICAL MACHINERY NES	20	173	95	512 ALCOHOLS, PHENOLS, ETC	9 284	1 930	1 084
781 PASS MOTOR VEHICLE EXC BUSES	392	514	290	513 ORGANIC ACIDS, ETC	31 306	6 737	3 739
782 LORRIES, SPECIAL MOTOR VEHICLE NES	2 916	4 126	2 288	514 NITROGEN-FUNCTIONAL COMPOUNDS	54 987	28 771	16 142
783 ROAD MOTOR VEHICLES NES	99	207	114	515 ORGANIC-INORGANIC COMPOUNDS ETC	1 955	2 903	1 613
784 MOTOR VEHICLE PARTS, ACCESSORIES NES	375	686	389	516 OTHER ORGANIC CHEMICALS	1 398	1 226	698
785 MOTOR & OTHER CYCLES ETC	135	191	110	522 INORGANIC ELEMENTS, OXIDES, ETC	39 697	4 485	2 493
786 VEHICLE NES NONMOTOR, TRAILERS	1 037	654	373	523 OTHER INORGANIC CHEMICALS	102 846	6 458	3 589
812 PLUMBING, HEATING, LIGHTING EQUIPMENT	149	205	116	531 SYNTHETIC DYE, NATURAL DYE, LAKES	3 894	19 796	11 018
821 FURNITURE	134	166	92	532 DYES NES, TANNING PRODUCTS	2 940	645	362
871 OPTICAL INSTRUMENTS		53	30	533 PIGMENTS, PAINTS, ETC	9 768	5 723	3 229
872 MEDICAL INSTRUMENTS NES	30	141	77	541 MEDICINAL ETC PRODUCTS	4 818	20 133	11 185
873 METERS & COUNTERS NES	13	96	54	551 ESSENTIAL OIL, PERFUME, ETC	2 053	5 868	3 231
874 MEASURING, CONTROLLING INSTRUMENT	24	453	246	553 PERFUMERY, COSMETICS, ETC	1 769	1 769	777
881 PHOTO APPAR & EQUIPMENT NES	18	151	80	554 SOAPS, CLEANING ETC PREPARED	17 983	5 783	3 256
882 PHOTO CINEMA SUPPLIES	80	163	90	562 FERTILIZERS MANUFACTURED	7 087	523	298
892 PRINTED MATTER	71	103	57	572 EXPLOSIVES, PYROTECHNIC PRODUCT	16 710	15 958	8 994
893 ARTICLES OF PLASTIC NES	847	380	207	582 PRODUCT OF CONDENSATION ETC	24 289	8 517	4 723
897 GOLD, SILVER WARE, JEWELRY	11	641	356	583 PRODUCT OF POLYMERIZING ETC	83 497	20 828	11 721
				584 CELLULOSE DERIVATIVES ETC	2 536	1 361	762
				585 PLASTIC MATERIALS NES	3 918	2 239	1 237
				591 PESTICIDES, DISINFECTANTS	2 319	3 842	2 136
				592 STARCH, INULIN, GLUTEN, ETC	5 755	1 275	650
				598 MISCELLANEOUS CHEMICAL PRODUCTS NES	33 509	11 639	6 502
				605 INDUSTRIAL PLANT, CHAP 73	89	279	153
				611 LEATHER	239	134	73
				612 LEATHER ETC MANUFACTURES	139	180	100
				621 MATERIALS OF RUBBER	1 812	1 958	1 124

7 IMPORTS AND EXPORTS (SPECIAL TRADE) BY COUNTRIES OF PRODUCTION AND CONSUMPTION AND BY GROUPS OF THE SITC-REV. II 1987

GROUP DESCRIPTION	DT = 100 KG	1 000 DM	1 000 \$	GROUP DESCRIPTION	DT = 100 KG	1 000 DM	1 000 \$
625 RUBBER TYRES, TUBES	23 198	6 996	3 902	896 WORKS OF ART ETC	2	86	49
626 RUBBER ARTICLES NES	1 221	2 589	1 452	897 GOLD, SILVER WARE, JEWELRY	10	342	188
634 VENEERS, PLYWOOD, ETC	335	118	68	898 MUSICAL INSTRUMENTS, PTS	314	966	530
635 WOOD MANUFACTURES NES	630	825	461	899 OTHER MANUFACTURED GOODS	220	641	350
641 PAPER AND PAPERBOARD	23 460	7 917	4 447				
642 ARTICLES OF PAPER ETC	7 071	4 220	2 415	CAMEROON			
651 TEXTILE YARN AND THREAD	555	721	392				
652 COTTON FABRICS, WOVEN	92	461	266	IMPORTS	6 731 498	371 056	206 377
653 WOVN MAN-MADE FIB FABRIC	644	299	168				
656 LACE, RIBBONS, TULLE, ETC	59	166	94	036 SHELL FISH FRESH, FROZEN	32	64	35
657 SPECIAL TEXTILE ETC PROD	1 128	2 202	1 247	057 FRUIT, NUTS, FRESH, DRIED	1 904	213	117
658 TEXTILE ARTICLES NES	877	311	177	071 COFFEE AND SUBSTITUTES	110 180	52 185	29 039
659 FLOOR COVERINGS ETC	92	134	79	072 COCOA	204 734	92 739	51 594
661 CEMENT ETC BUILDING PROD	747 114	9 723	5 560	075 SPICES		272	125
662 CLAY, REFRACTORY BLDG PRD	30 925	4 175	2 346	121 TOBACCO UNMNFCTRD, REFUSE	445	644	355
663 OTH NONMETAL MINERAL MFS	4 293	1 854	1 051	232 NATURAL RUBBER, GUMS	13 728	2 440	1 361
664 GLASS	9 438	1 451	812	246 PULPWOOD, CHIPS, WOODWASTE	751	68	37
665 GLASSWARE	515	343	186	247 OTH WOOD ROUGH, SQUARED	507 865	29 770	16 520
667 PEARL, PREC., SEMI-P STONE	6	6	6	248 WOOD SHAPED	39 322	3 016	1 685
671 PIG IRON ETC	330	147	81	263 COTTON	107 888	24 689	13 799
672 IRON, STL PRIMARY FORMS	159 944	6 290	3 457	288 NONFERR METAL SCRAP NES	507	103	55
673 IRON AND STEEL SHAPES	59 792	6 321	3 533	292 CRUDE VEG MATERIALS NES	400	794	443
674 IRN, STL UNIV, PLATE, SHEET	404 219	40 487	22 776	333 CRUDE PETROLEUM	5 470 770	128 071	70 922
675 IRON, STEEL HOOP, STRIP	8 274	672	370	334 PETROLEUM PRODUCTS, REFIN	100 243	1 750	1 071
677 IRN, STL WIRE EXCL W ROD	11 771	1 912	1 091	424 FIXED VEG OIL NONSOFT	70 912	4 231	2 324
678 IRON, STL TUBES, PIPES, ETC	192 872	30 202	16 945	431 PROCESD ANML VEG OIL, ETC	318	164	91
679 IRN, STL CASTINGS UNWORKE	6 249	1 066	595	512 ALCOHOLS, PHENOLS, ETC	2 493	262	144
682 COPPER EXC CEMENT COPPER	9 440	4 267	2 380	621 MATERIALS OF RUBBER	768	128	69
683 NICKEL	17	99	33	634 VENEERS, PLYWOOD, ETC	5 701	984	540
684 ALUMINIUM	8 167	4 168	2 327	652 COTTON FABRICS, WOVEN	1 165	922	521
685 LEAD	4 967	582	324	684 ALUMINIUM	89 282	24 316	13 742
686 ZINC	2 143	690	375	714 ENGINES & MOTORS NES	3	122	66
691 STRUCTURES AND PARTS NES	10 836	7 948	4 476	941 ZOO ANIMALS, PETS	13	646	354
692 METAL TANKS, BOXES, ETC	1 372	1 653	927				
693 WIRE PRODUCTS NON ELECTR	23 626	6 208	3 492	EXPORTS	489 085	256 123	141 582
694 STL, COPPR NAILS, NUTS, ETC	2 496	1 585	876				
695 TOOLS	3 154	11 814	6 525	011 MEAT FRESH, CHILLD, FROZEN	5 247	725	405
696 CUTLERY	267	462	255	022 MILK AND CREAM	2 916	718	412
697 BASE MTL HOUSEHOLD EQUIP	380	380	210	023 BUTTER	300	320	172
699 OTHER METAL MANUFACTURES	20 670	8 604	4 821	046 WHEAT ETC MEAL OR FLOUR	6 937	148	80
700 INDUSTRIAL PLANT, CHAP 84	785	5 031	2 910	048 CEREAL ETC PREPARATIONS	12 581	446	240
703 INDUSTRIAL PLANT, CHAP 85	116	1 376	760	054 VEG ETC FRSH, SIMPLY PRSVD	1 262	1 151	633
711 STEAM BOILERS & AUX PLNT	408	1 694	983	061 SUGAR AND HONEY	27 500	1 200	661
712 STEAM ENGINES, TURBINES	52	1 087	595	112 ALCOHOLIC BEVERAGES	11 508	1 983	1 103
713 INTRNL COMBUS PISTN ENGN	1 124	5 689	3 213	122 TOBACCO MFRS	17 345	35 101	19 407
714 ENGINES & MOTORS NES	26	700	406	233 RUBBER, SYNTHETIC, RECLAIMD	381	64	34
716 ROTATING ELECTRIC PLANT	2 839	7 146	4 154	267 OTHER MAN-MADE FIBRES	140	87	48
718 OTH POWER GENERATG MACHY	45	154	87	269 WASTE OF TEXTILE FABRICS	1 153	277	158
721 AGRIC MACHY, EXC TRACTORS	902	1 176	642	292 CRUDE VEG MATERIALS NES	824	1 730	947
722 TRACTORS NON-ROAD	134	225	126	334 PETROLEUM PRODUCTS, REFIN	712	277	154
723 CIVIL ENGINEERG EQUIP ETC	12 544	14 501	8 162	335 RESIDUAL PETRLM PROD NES	44 973	2 194	1 225
724 TEXTILE, LEATHER MACHNRY	10 967	41 792	23 700	423 FIXED VEG OILS, SOFT	10 717	906	488
725 PAPER ETC MILL MACHNERY	518	2 777	1 549	431 PROCESD ANML VEG OIL, ETC	342	95	52
726 PRINTG, BKBINDG MACHY, PTS	1 952	9 252	5 117	511 HYDROCARBONS NES, DERIVS	2 105	492	279
727 FOOD MACHY NON-DOMESTIC	812	4 508	2 534	512 ALCOHOLS, PHENOLS, ETC	2 435	711	391
728 OTH MACHY FOR SPCL INDUS	14 812	31 874	17 886	513 ORGANIC ACIDS, ETC	1 421	302	166
736 MACHINE TOOLS FOR METAL	2 241	10 712	5 950	514 NITROGEN-FUNCTN COMPOUNDS	972	2 268	1 250
737 METALWORKING MACHNRY NES	5 188	10 145	5 552	516 OTHER ORGANIC CHEMICALS	51	107	59
741 HEATING, COOLING EQUIPMNT	3 908	12 052	6 791	522 INORG ELEMNTS, OXIDES, ETC	4 293	618	341
742 PUMPS FOR LIQUIDS ETC	1 334	6 397	3 598	523 OTHR INORGANIC CHEMICALS	20 695	1 693	929
743 PUMPS NES, CENTRIFUGES ETC	4 813	11 338	6 360	531 SYNT DYE, NAT INDGO, LAKES	550	2 751	1 534
744 MECHANICAL HANDLING EQU	4 836	9 767	5 476	532 DYES NES, TANNING PRODS	790	178	97
745 NONELEC MACHY, TOOLS NES	1 698	13 866	7 768	533 PIGMENTS, PAINTS, ETC	1 737	655	364
749 NONELEC MACH PTS, ACC NES	5 613	14 289	7 968	541 MEDICINAL ETC PRODUCTS	286	802	436
751 OFFICE MACHINES	416	11 258	6 373	551 ESSENTIAL OIL, PERFUME, ETC	30	107	59
752 AUTOMTIC DATA PROC EQUIP	162	1 758	984	553 PERFUMERY, COSMETICS, ETC	60	86	52
759 OFFICE & ADP MCH PTS, ACC	127	3 717	2 093	554 SOAPS, CLEANING ETC PREPS	4 150	1 415	796
761 TELEVISION RECEIVERS	25	147	78	562 FERTILIZERS MANUFACTURED	68 000	499	279
763 SOUND RECORDRS, PHONOGRPH	14	300	165	562 PROD OF CONDENSATION ETC	1 841	717	409
764 TELECOM EQPT, PTS, ACC NES	329	12 260	6 817	563 PROD OF POLYMERIZING ETC	4 660	1 461	808
771 ELECTRIC POWER MACHY NES	2 134	3 305	1 845	584 CELLULOSE DERIVATIVES ETC	185	209	115
772 SWITCHGEAR ETC & PTS NES	2 957	18 435	10 482	585 PLASTIC MATERIALS NES	600	60	34
773 ELECTR DISTRIBUTING MACH	6 531	4 198	2 385	591 PESTICIDES, DISINFECTANTS	1 756	1 213	695
774 ELECTRO-MEDCL, XRAY EQUIP	174	3 637	2 068	592 STARCH, INULIN, GLUTEN, ETC	2 969	1 124	625
775 HOUSEHOLD TYPE EQUIP NES	299	414	237	598 MISC CHEMICAL PRODS NES	4 345	1 668	927
776 TRANSISTORS, VALVES, ETC	8	565	310	621 MATERIALS OF RUBBER	26	67	36
778 ELECTRICAL MACHINERY NES	6 014	7 998	4 453	625 RUBBER TYRES, TUBES	9 030	2 704	1 510
781 PASS MOTOR VEH EXC BUSES	5 806	12 661	7 115	628 RUBBER ARTICLES NES	52	234	129
782 LORRIES, SPCL MTR VEH NES	20 850	25 345	14 239	634 VENEERS, PLYWOOD, ETC	802	136	76
783 ROAD MOTOR VEHICLES NES	4 454	7 474	4 213	641 PAPER AND PAPERBOARD	4 385	1 528	864
784 MOTOR VEHCL PTS, ACC NES	11 856	20 565	11 574	642 ARTICLES OF PAPER ETC	4 096	2 308	1 279
785 MOTOR & OTHER CYCLES ETC	1 224	1 306	739	651 TEXTILE YARN AND THREAD	102	204	119
786 VEH NES NONMOTR, TRAILERS	5 121	4 940	2 774	652 COTTON FABRICS, WOVEN	531	1 824	998
792 AIRCRAFT	319	59 364	32 709	653 WOVN MAN-MADE FIB FABRIC	225	289	158
801 INDUSTRIAL PLANT, CHAP 90	6	173	95	655 KNIT ETC FABRICS	53	71	38
802 INDUSTRIAL PLANT, CHAP 94	56	234	130	657 SPECIAL TEXTILE ETC PROD	2 994	3 100	1 729
812 PLUMBG, HEATING, LGHTNG EQU	2 378	3 674	2 080	658 TEXTILE ARTICLES NES	41	1 196	642
821 FURNITURE	5 123	7 951	4 374	662 CLAY, REFRACTORY BLDG PRD	3 008	622	346
842 MENS OUTERWEAR NOT KNIT	77	488	272	663 OTH NONMETAL MINERAL MFS	278	330	183
845 OUTERWEAR KNIT NONELASTC	5	83	45	664 GLASS	1 716	274	150
847 TXTL CLTHNG ACCESSRYS NES	12	94	52	665 GLASSWARE	3 493	444	251
848 HEADGEAR NONTXLT CLOTHNG	92	235	128	672 IRON, STL PRIMARY FORMS	6 035	383	214
851 FOOTWEAR	255	842	452	673 IRON AND STEEL SHAPES	4 115	330	185
871 OPTICAL INSTRUMENTS	5	162	90	674 IRN, STL UNIV, PLATE, SHEET	31 335	3 073	1 688
872 MEDICAL INSTRUMENTS NES	429	6 184	3 436	675 IRON, STEEL HOOP, STRIP	24 826	1 979	1 134
873 METERS & COUNTERS NES	62	463	254	677 IRN, STL WIRE EXCL W ROD	300	165	95
874 MEASURNG, CONTROLNG INSTR	1 021	24 443	13 453	678 IRON, STL TUBES, PIPES, ETC	4 129	742	407
881 PHOTO APPAR & EQUIPT NES	36	495	275	684 ALUMINIUM	1 999	8 662	4 915
882 PHOTO, CINEMA SUPPLIES	5 454	9 004	5 006	685 LEAD	200	57	31
884 OPTICAL GOODS NES	6	246	135	691 STRUCTURES AND PARTS NES	2 159	941	519
885 WATCHES AND CLOCKS	19	348	190	693 WIRE PRODUCTS NON ELECTR	197	83	45
892 PRINTED MATTER	320	540	300	694 STL, COPPR NAILS, NUTS, ETC	787	278	162
893 ARTICLES OF PLASTIC NES	10 924	6 081	3 485	695 TOOLS	392	1 006	555
894 TOYS, SPORTING GOODS, ETC	127	469	267	696 CUTLERY	235	380	210
895 OFFICE SUPPLIES NES	446	1 096	602	697 BASE MTL HOUSEHOLD EQUIP	229	150	82

7 IMPORTS AND EXPORTS (SPECIAL TRADE) BY COUNTRIES OF PRODUCTION AND CONSUMPTION AND BY GROUPS OF THE SITC-REV. II 1987

GROUP DESCRIPTION	DT * 100 KG	1 000 DM	1 000 \$	GROUP DESCRIPTION	DT * 100 KG	1 000 DM	1 000 \$
699 OTHER METAL MANUFACTURES	6 879	3 239	1 783	782 LORRIES, SPCL MTR VEH NES	2 365	3 539	1 929
700 INDUSTRIAL PLANT, CHAP 84	16	56	31	784 MOTOR VEHCL PTS, ACC NES	663	1 329	740
703 INDUSTRIAL PLANT, CHAP 85	18	258	141	786 VEH NES NONMOTR, TRAILERS	230	189	104
712 STEAM ENGINES, TURBINES	2	210	116	821 FURNITURE	427	335	185
713 INTRNL COMBUS PISTN ENGN	359	1 245	690	874 MEASURING, CONTROLLNG INSTR	9	374	206
716 ROTATING ELECTRIC PLANT	151	532	289	892 PRINTED MATTER	126	136	71
721 AGRIC MACHY, EXC TRACTORS	40	92	51	893 ARTICLES OF PLASTIC NES	100	57	32
722 TRACTORS NON-ROAD	51	83	46				
723 CIVIL ENGINEERG EQUIP ETC	1 952	2 886	1 606	EQUAT GUINEA			
724 TEXTILE, LEATHER MACHNRY	466	1 963	1 083				
725 PAPER ETC MILL MACHINERY	142	396	218	IMPORTS	223 163	13 980	7 738
726 PRINTG, BKBINDG MACHY, PTS	352	1 138	637				
727 FOOD MACHRY NON-DOMESTIC	632	2 245	1 255	071 COFFEE AND SUBSTITUTES	1 238	515	301
728 OTH MACHY FOR SPCL INDUS	2 793	8 445	4 673	072 COCOA	7 907	2 802	1 547
736 MACHINE TOOLS FOR METAL	192	672	368	247 OTH WOOD ROUGH, SQUARED	204 946	9 348	5 168
737 METALWORKING MACHNRY NES	44	116	67	634 VENEERS, PLYWOOD, ETC	8 534	1 231	674
741 HEATING, COOLING EQUIPMNT	588	1 622	900				
742 PUMPS FOR LIQUIDS ETC	67	413	224	EXPORTS	7 544	3 994	2 220
743 PUMPS NES, CENTRIFUGES ETC	308	1 337	746				
744 MECHANICAL HANDLING EQU	1 905	2 962	1 629	011 MEAT FRESH, CHILLD, FROZEN	1 515	301	179
745 NONELEC MACHY, TOOLS NES	1 951	10 978	6 050	023 BUTTER	150	160	86
749 NONELEC MACH PTS, ACC NES	175	752	410	112 ALCOHOLIC BEVERAGES	654	98	54
751 OFFICE MACHINES	242	796	448	699 OTHER METAL MANUFACTURES	99	117	65
752 AUTOMTIC DATA PROC EQUIP	14	148	84	713 INTRNL COMBUS PISTN ENGN	37	283	169
759 OFFICE & ADP MCH PTS, ACC	1	74	39	716 ROTATING ELECTRIC PLANT	27	63	34
761 TELEVISION RECEIVERS	983	2 818	1 574	728 OTH MACHY FOR SPCL INDUS	785	427	232
762 RADIO BROADCAST RECEIVRS	71	205	111	745 NONELEC MACHY, TOOLS NES	19	122	69
763 SOUND RECORDRS, PHONOGRPH	12	216	125	764 TELECOM EQPT, PTS, ACC NES	17	279	154
764 TELECOM EQPT, PTS, ACC NES	205	5 572	3 207	778 ELECTRICAL MACHINERY NES	63	150	88
771 ELECTRIC POWER MACHY NES	122	359	197	781 PASS MOTOR VEH EXC BUSES	138	163	88
772 SWITCHGEAR ETC & PTS NES	25	500	272	782 LORRIES, SPCL MTR VEH NES	230	89	48
774 ELECTRO-MEDCL, XRAY EQUIP	1	70	39	783 ROAD MOTOR VEHICLES NES	1 294	537	298
775 HOUSEHOLD TYPE EQUIP NES	137	359	195	784 MOTOR VEHCL PTS, ACC NES	208	275	151
778 ELECTRICAL MACHINERY NES	1 848	2 004	1 117	786 VEH NES NONMOTR, TRAILERS	740	489	267
781 PASS MOTOR VEH EXC BUSES	5 330	7 266	4 020				
782 LORRIES, SPCL MTR VEH NES	10 655	12 723	7 169	S TOME PRINC			
783 ROAD MOTOR VEHICLES NES	1 980	4 024	2 243				
784 MOTOR VEHCL PTS, ACC NES	3 821	4 820	2 666	IMPORTS	13 674	5 296	2 980
785 MOTOR & OTHER CYCLES ETC	407	2 279	1 289				
786 VEH NES NONMOTR, TRAILERS	1 773	1 107	604	072 COCOA	13 398	5 249	2 954
791 RAILWAY VEHICLES	4 064	3 351	1 812				
792 AIRCRAFT	2	64	36	EXPORTS	2 913	2 138	1 203
793 SHIPS AND BOATS	51 000	39 574	21 426				
812 PLUMBG, HEATNG, LGHTNG EQU	317	404	228	022 MILK AND CREAM	514	127	75
821 FURNITURE	542	1 141	653	035 FISH SALTED, DRIED, SMOKED	1 150	599	328
831 TRAVEL GOODS, HANDBAGS	195	87	47	764 TELECOM EQPT, PTS, ACC NES	2	172	93
846 UNDERWEAR KNITTED	24	126	70	781 PASS MOTOR VEH EXC BUSES	113	550	303
848 HEADGEAR, NONTXTL CLOTHNG	136	361	200				
871 OPTICAL INSTRUMENTS	13	127	68	GABON			
872 MEDICAL INSTRUMENTS NES	81	413	229				
873 METERS & COUNTERS NES	461	452	252	IMPORTS	2 426 884	69 185	38 148
874 MEASURING, CONTROLLNG INSTR	810	12 166	6 581				
881 PHOTO APPAR & EQUIPT NES	10	84	42	072 COCOA	311	123	70
882 PHOTO, CINEMA SUPPLIES	428	719	400	247 OTH WOOD ROUGH, SQUARED	156 722	9 020	5 033
884 OPTICAL GOODS NES	5	103	58	248 WOOD SHAPED	436	54	30
885 WATCHES AND CLOCKS	17	82	44	287 BASE METAL ORES, CONC NES	343 304	3 649	1 999
892 PRINTED MATTER	442	620	350	333 CRUDE PETROLEUM	1 907 688	47 053	25 756
893 ARTICLES OF PLASTIC NES	961	896	499	634 VENEERS, PLYWOOD, ETC	17 116	3 359	1 848
894 TOYS, SPORTING GOODS, ETC	173	195	109	714 ENGINES & MOTORS NES	19	2 482	1 375
895 OFFICE SUPPLIES NES	180	585	324	723 CIVIL ENGINEERG EQUIP ETC	521	49	30
898 MUSICAL INSTRUMENTS, PTS	24	141	79	764 TELECOM EQPT, PTS, ACC NES	62	62	34
899 OTHER MANUFACTURED GOODS	149	177	102	778 ELECTRICAL MACHINERY NES	180	98	98
				781 PASS MOTOR VEH EXC BUSES	184	2 667	1 608
CENT AFR REP				EXPORTS	241 572	56 100	31 885
IMPORTS	56 747	7 822	4 379				
071 COFFEE AND SUBSTITUTES	3 789	2 275	1 258	011 MEAT FRESH, CHILLD, FROZEN	16 004	1 825	1 033
121 TOBACCO UNMNFCTRD, REFUSE	37	146	81	022 MILK AND CREAM	3 624	650	363
247 OTH WOOD ROUGH, SQUARED	47 723	3 911	2 156	054 VEG ETC FRSH, SMPLY PRSVD	625	669	387
263 COTTON	3 999	948	577	112 ALCOHOLIC BEVERAGES	17 331	2 485	1 382
277 NATURAL ABRASIVES NES		64	35	278 OTHER CRUDE MINERALS	39 768	887	501
431 PROCESD ANML VEG OIL, ETC	518	282	160	352 CRUDE VEG MATERIALS NES	128	70	39
				334 PETROLEUM PRODUCTS, REFIN	158	65	36
EXPORTS	15 442	14 085	7 787	423 FIXED VEG OILS, SOFT	741	120	66
023 BUTTER	150	160	86	514 NITROGEN-FUNCTN COMPOUNDS	213	181	105
037 FISH ETC PREPD PRSVD NES	690	294	161	516 OTHER ORGANIC CHEMICALS	317	111	63
054 VEG ETC FRSH, SMPLY PRSVD	155	199	109	522 INORG ELEMNTS, OXIDES, ETC	757	121	67
112 ALCOHOLIC BEVERAGES	1 415	208	121	523 OTHR INORGANIC CHEMICALS	5 972	404	234
292 CRUDE VEG MATERIALS NES	34	81	46	541 MEDICINAL ETC PRODUCTS	86	344	203
431 PROCESD ANML VEG OIL, ETC	1 620	120	65	584 SOAPS, CLEANING ETC PREPS	936	295	162
531 SYNT DYE, NAT INDGO, LAKES	34	172	97	562 FERTILIZERS MANUFACTURED	3 828	103	57
541 MEDICINAL ETC PRODUCTS	28	178	99	582 PROD OF CONDENSATION ETC	1 248	449	260
554 SOAPS, CLEANING ETC PREPS	163	68	39	583 PROD OF POLYMERIZING ETC	454	161	90
583 PROD OF POLYMERIZING ETC	115	58	34	585 PLASTIC MATERIALS NES	190	165	90
598 MISC CHEMICAL PRODS NES	54	79	43	591 PESTICIDES, DISINFECTANTS	343	490	265
625 RUBBER TYRES, TUBES	84	73	41	592 STARCH, INULIN, GLUTEN, ETC	442	121	67
641 PAPER AND PAPERBOARD	79	66	38	598 MISC CHEMICAL PRODS NES	2 584	260	144
642 ARTICLES OF PAPER ETC	58	62	36	621 MATERIALS OF RUBBER	64	94	49
691 STRUCTURES AND PARTS NES	1 228	303	166	625 RUBBER TYRES, TUBES	1 271	676	383
694 STL, COPPR NAILS, NUTS, ETC	107	103	58	628 RUBBER ARTICLES NES	45	153	83
695 TOOLS	27	56	32	641 PAPER AND PAPERBOARD	1 205	532	297
712 STEAM ENGINES, TURBINES	7	141	78	642 ARTICLES OF PAPER ETC	2 381	1 053	584
713 INTRNL COMBUS PISTN ENGN	48	104	57	652 COTTON FABRICS, WOVEN	150	289	156
716 ROTATING ELECTRIC PLANT	162	290	160	653 MOVN MAN-MADE FIB FABRIC	73	107	59
723 CIVIL ENGINEERG EQUIP ETC	1 434	1 774	982	662 CLAY, REFRACTORY BLDG PRD	3 085	510	280
724 TEXTILE, LEATHER MACHNRY	5	78	42	663 OTH NONMETAL MINERAL MFS	176	201	113
728 OTH MACHY FOR SPCL INDUS	219	593	322	664 GLASS	1 940	229	126
743 PUMPS NES, CENTRIFUGES ETC	45	161	88	667 PEARL, PREC-, SEMI-P STONE			
745 NONELEC MACHY, TOOLS NES	21	187	110	671 PIG IRON ETC	3 150	594	335
763 SOUND RECORDRS, PHONOGRPH	12	107	59	673 IRON AND STEEL SHAPES	746	81	36
764 TELECOM EQPT, PTS, ACC NES	7	92	52	675 IRON, STEEL HOOP, STRIP	896	128	71
778 ELECTRICAL MACHINERY NES	22	206	111	678 IRON, STL TUBES, PIPES, ETC	112 578	12 680	7 662
781 PASS MOTOR VEH EXC BUSES	362	785	442	679 IRN, STL CASTINGS UNWORKE	1 500	140	75
				691 STRUCTURES AND PARTS NES	141	119	65
				693 WIRE PRODUCTS NON ELECTR	77	54	30

7 IMPORTS AND EXPORTS (SPECIAL TRADE) BY COUNTRIES OF PRODUCTION AND CONSUMPTION AND BY GROUPS OF THE SITC-REV. II 1987

GROUP DESCRIPTION	DT = 100 KG	1 000 DM	1 000 \$	GROUP DESCRIPTION	DT = 100 KG	1 000 DM	1 000 \$
695 TOOLS	185	633	356	761 TELEVISION RECEIVERS	15	53	30
699 OTHER METAL MANUFACTURES	550		192	764 TELECOM EQPT, PTS, ACC NES	14	987	586
713 INTRNL COMBUS PISTN ENGN	91	335	192	772 SWITCHGEAR ETC & PTS NES	51	173	94
714 ENGINES & MOTORS NES	9	2 165	1 207	776 TRANSISTORS, VALVES, ETC	26	111	62
716 ROTATING ELECTRIC PLANT	13	62	34	778 ELECTRICAL MACHINERY NES	135	177	100
718 OTH POWER GENERATG MACHY	21	186	103	781 PASS MOTOR VEH EXC BUSES	488	1 332	738
721 AGRIC MACHY, EXC TRACTORS	399	1 481	823	782 LORRIES, SPCL MTR VEH NES	1 319	1 864	1 046
723 CIVIL ENGINEERG EQUIP ETC	458	701	391	784 MOTOR VEHCL PTS, ACC NES	809	2 100	1 167
727 FOOD MACHRY NON-DOMESTIC	34	264	146	785 MOTOR & OTHER CYCLES ETC	155		314
728 OTH MACHY FOR SPCL INDUS	53	347	200	786 VEH NES NONMOTR, TRAILERS	407	380	210
736 MACHINE TOOLS FOR METAL	15	95	52	812 PLUMB, HEATING, LIGHTING EQU	31	53	30
741 HEATING, COOLING EQUIPMNT	164	361	202	874 MEASURING, CONTROLLING INSTR	4	57	34
743 PUMPS NES, CENTRIFUGES ETC	53	309	169	892 PRINTED MATTER	99	115	66
744 MECHANICAL HANDLING EQU	30	203	113	893 ARTICLES OF PLASTIC NES	186	142	78
745 NONELEC MACHY, TOOLS NES	820	2 044	1 147	895 OFFICE SUPPLIES NES	39	129	73
749 NONELEC MACH PTS, ACC NES	44	381	213				
751 OFFICE MACHINES	54	236	135	ZAIRE			
759 OFFICE & ADP MCH PTS, ACC	9	260	144				
764 TELECOM EQPT, PTS, ACC NES	19	400	218	IMPORTS	1 104 890	349 845	194 928
778 ELECTRICAL MACHINERY NES	689	793	439				
781 PASS MOTOR VEH EXC BUSES	961	4 575	2 544	034 FISH FRESH, CHILLED, FROZEN	6	458	253
782 LORRIES, SPCL MTR VEH NES	446	654	382	071 COFFEE AND SUBSTITUTES	107 082	50 699	28 103
783 ROAD MOTOR VEHICLES NES	76	94	51	072 COCOA	9 923	4 081	2 285
784 MOTOR VEHCL PTS, ACC NES	499	1 465	822	074 TEA AND MATE	749	516	292
786 VEH NES NONMOTR, TRAILERS	134	99	57	081 FEEDING STUFF FOR ANIMLS	3 001	65	35
791 RAILWAY VEHICLES	6 859	6 045	3 366	232 NATURAL RUBBER, GUMS	24 625	4 275	2 366
821 FURNITURE	174	61	33	246 PULPMOOD, CHIPS, WOODWASTE	306	77	43
871 OPTICAL INSTRUMENTS		195	104	247 OTH WOOD ROUGH, SQUARED	200 867	13 577	7 584
872 MEDICAL INSTRUMENTS NES		60	32	248 WOOD SHAPED	29 471	3 962	2 203
874 MEASURING, CONTROLLING INSTR	10	393	212	277 NATURAL ABRASIVES NES		3 882	2 159
881 PHOTO APPAR & EQUIPT NES	5	56	31	287 BASE METAL ORES, CONC NES	3 522	2 415	1 335
882 PHOTO, CINEMA SUPPLIES	86	87	50	292 CRUDE VEG MATERIALS NES	7 797	2 597	1 423
892 PRINTED MATTER	124	158	87	424 FIXED VEG OIL NONSOFT	14 005	910	521
893 ARTICLES OF PLASTIC NES	142	193	104	516 OTHER ORGANIC CHEMICALS	74	652	373
895 OFFICE SUPPLIES NES	49	191	108	532 DYES NES, TANNING PRODS	560	74	40
898 MUSICAL INSTRUMENTS, PTS	7	97	52	541 MEDICINAL ETC PRODUCTS	1 720	16 823	9 240
CONGO				625 RUBBER TYRES, TUBES	133	88	49
IMPORTS	5 241 887	140 745	77 460	634 VENEERS, PLYWOOD, ETC	35 720	8 472	4 720
				667 PEARL, PREC., SEMI-P. STONE			
034 FISH FRESH, CHILLED, FROZEN	5	313	171	681 SILVER, PLATINUM, ETC	4	153	91
071 COFFEE AND SUBSTITUTES	766	325	176	682 COPPER EXC CEMENT COPPER	641 018	184 186	102 855
072 COCOA	1 382	558	305	686 ZINC	5 773	913	502
247 OTH WOOD ROUGH, SQUARED	258 273	18 312	10	689 NON-FER BASE METALS NES	14 136	42 706	23 934
248 WOOD SHAPED	14 636	1 441	823	699 OTHER METAL MANUFACTURES	140	1 018	556
281 IRON ORE, CONCENTRATES	168 000	1 788	984	743 PUMPS NES, CENTRIFUGES ETC	81	400	218
333 CRUDE PETROLEUM	4 748 107	105 510	57 846	781 PASS MOTOR VEH EXC BUSES	13	140	75
634 VENEERS, PLYWOOD, ETC	49 692	12 184	6 792	897 GOLD, SILVER WARE, JEWELRY	12	98	54
716 ROTATING ELECTRIC PLANT	120	68	38	971 GOLD, NON MONETARY NES		60	33
EXPORTS	127 747	28 910	16 146	EXPORTS	342 637	245 059	136 636
011 MEAT FRESH, CHILLD, FROZEN	2 589	412	244	011 MEAT FRESH, CHILLD, FROZEN	42 473	4 745	2 702
022 MILK AND CREAM	1 332	333	180	022 MILK AND CREAM	11 239	1 899	1 036
054 VEG ETC FRSH, SIMPLY PRSVD	121	241	132	023 BUTTER	1 200	1 280	689
112 ALCOHOLIC BEVERAGES	5 808	822	474	046 WHEAT ETC MEAL OR FLOUR	10 985	266	180
121 TOBACCO UNMNFCTRD, REFUSE	479	126	76	054 VEG ETC FRSH, SIMPLY PRSVD	456	417	230
278 OTHER CRUDE MINERALS	51 460	1 295	699	061 SUGAR AND HONEY	30 500	1 097	602
292 CRUDE VEG MATERIALS NES	139	419	235	112 ALCOHOLIC BEVERAGES	7 111	1 259	708
423 FIXED VEG OILS, SOFT	471	57	33	267 OTHER MAN-MADE FIBRES	956	576	329
511 HYDROCARBONS NES, DERIVS	971	121	67	274 SULPHUR ETC	1 099	93	51
514 NITROGEN-FUNCTN COMPOUNDS	98	97	53	292 CRUDE VEG MATERIALS NES	185	731	401
515 ORG-INORG COMPOUNDS ETC	17	72	43	334 PETROLEUM PRODUCTS, REFIN	747	122	122
523 OTHR INORGANIC CHEMICALS	2 770	109	61	335 RESIDUAL PETRLM PROD NES	2 225	345	196
531 SYNT DYE, NAT INDOGO, LAKES	251	1 204	677	431 PROCESD ANML VEG OIL, ETC	1 179	114	69
541 MEDICINAL ETC PRODUCTS	109	248	139	511 HYDROCARBONS NES, DERIVS	1 443	302	170
554 SOAPS, CLEANING ETC PREPS	410	215	120	512 ALCOHOLS, PHENOLS, ETC	856	254	139
562 FERTILIZERS MANUFACTURED	2 988	87	53	513 ORGANIC ACIDS, ETC	441	80	45
583 PROD OF POLYMERIZING ETC	1 579	434	246	514 NITROGEN-FUNCTN COMPOUNDS	2 248	2 250	1 278
585 PLASTIC MATERIALS NES	177	128	73	515 ORG-INORG COMPOUNDS ETC	37	108	60
598 MISC CHEMICAL PRODS NES	1 211	452	255	516 OTHER ORGANIC CHEMICALS	303	224	128
625 RUBBER TYRES, TUBES	99	83	46	522 INORG ELEMNTS, OXIDES, ETC	13 760	819	457
634 VENEERS, PLYWOOD, ETC	119	68	38	523 OTHR INORGANIC CHEMICALS	12 130	730	399
641 PAPER AND PAPERBOARD	369	142	76	531 SYNT DYE, NAT INDOGO, LAKES	847	5 166	2 872
642 ARTICLES OF PAPER ETC	384	371	206	532 DYES NES, TANNING PRODS	188	69	37
652 COTTON FABRICS, MOVEN	96	315	175	533 PIGMENTS, PAINTS, ETC	2 632	1 404	784
657 SPECIAL TEXTILE ETC PROD	42	100	56	541 MEDICINAL ETC PRODUCTS	1 649	3 537	1 942
661 CEMENT ETC BUILDING PROD	13 679	268	147	551 ESSENTL OIL, PERFUME, ETC	71	303	174
663 OTH NONMETAL MINERAL MFS	61	90	53	554 SOAPS, CLEANING ETC PREPS	4 420	1 740	970
673 IRON AND STEEL SHAPES	912	91	51	562 FERTILIZERS MANUFACTURED	35 450	1 070	589
675 IRON, STEEL HOOP, STRIP	1 103	212	118	572 EXPLOSIVES, PYROTECH PROD	5 448	6 957	3 889
678 IRON, STL TUBES, PIPES, ETC	26 053	3 761	2 078	582 PROD OF CONDENSATION ETC	4 558	1 436	800
691 STRUCTURES AND PARTS NES	189	167	91	583 PROD OF POLYMERIZING ETC	10 614	2 777	1 553
693 WIRE PRODUCTS NON ELECT	328	113	62	584 CELLULOSE DERIVATIVES ETC	276	230	125
695 TOOLS	92	262	145	585 PLASTIC MATERIALS NES	406	357	204
697 BASE MTL HOUSEHOLD EQUIP	253	144	80	591 PESTICIDES, DISINFECTANTS	944	2 153	1 236
699 OTHER METAL MANUFACTURES	866	439	252	592 STARCH, INULIN, GLUTEN, ETC	2 770	1 137	638
713 INTRNL COMBUS PISTN ENGN	24	96	53	598 MISC CHEMICAL PRODS NES	8 108	3 184	1 770
716 ROTATING ELECTRIC PLANT	135	204	112	621 MATERIALS OF RUBBER	102	154	87
718 OTH POWER GENERATG MACHY	2 582	1 372	763	625 RUBBER TYRES, TUBES	1 058	728	414
723 CIVIL ENGINEERG EQUIP ETC	45	63	35	628 RUBBER ARTICLES NES	263	574	322
725 PAPER ETC MILL MACHINERY	47	262	144	634 VENEERS, PLYWOOD, ETC	236	74	41
726 PRINTG, BKBNDRG MACHY, PTS	16	185	104	635 WOOD MANUFACTURES NES	40	94	55
728 OTH MACHY FOR SPCL INDUS	573	1 944	1 076	641 PAPER AND PAPERBOARD	4 754	1 986	1 099
736 MACHINE TOOLS FOR METAL	78	341	193	642 ARTICLES OF PAPER ETC	1 764	1 627	909
741 HEATING, COOLING EQUIPMNT	20	88	53	651 TEXTILE YARN AND THREAD	103	178	102
742 PUMPS FOR LIQUIDS ETC	137	401	219	653 WOVN MAN-MADE FIB FABRIC	50	115	65
743 PUMPS NES, CENTRIFUGES ETC	110	178	99	657 SPECIAL TEXTILE ETC PROD	103	184	103
744 MECHANICAL HANDLING EQU	219	316	173	658 TEXTILE ARTICLES NES	64	288	160
745 NONELEC MACHY, TOOLS NES	29	244	135	662 CLAY, REFRACTORY BLDG PRD	1 716	280	160
749 NONELEC MACH PTS, ACC NES	65	176	94	663 OTH NONMETAL MINERAL MFS	148	302	168
751 OFFICE MACHINES	15	77	42	673 IRON AND STEEL SHAPES	1 498	128	75
752 AUTOMATIC DATA PROC EQUIP	9	75	42	674 IRN, STL UNIV, PLATE, SHEET	15 761	1 370	807
759 OFFICE & ADP MCH PTS, ACC	1	73	41	675 IRON, STEEL HOOP, STRIP	3 563	646	372
				677 IRN, STL WIRE EXCL W ROD	238	58	32
				678 IRON, STL TUBES, PIPES, ETC	11 235	1 999	1 113

7 IMPORTS AND EXPORTS (SPECIAL TRADE) BY COUNTRIES OF PRODUCTION AND CONSUMPTION AND BY GROUPS OF THE SITC-REV. II 1987

GROUP DESCRIPTION	DT * 100 KG	1 000 DM	1 000 \$	GROUP DESCRIPTION	DT * 100 KG	1 000 DM	1 000 \$
682 COPPER EXC CEMENT COPPER	367	109	62	625 RUBBER TYRES, TUBES	144	146	79
684 ALUMINIUM	234	714	392	628 RUBBER ARTICLES NES	17	79	43
685 LEAD	40	69	38	641 PAPER AND PAPERBOARD	1 109	247	136
691 STRUCTURES AND PARTS NES	367	297	162	642 ARTICLES OF PAPER ETC	521	438	242
692 METAL TANKS, BOXES, ETC	379	374	205	657 SPECIAL TEXTILE ETC PROD	157	169	95
693 WIRE PRODUCTS NON ELECTR	863	322	176	662 CLAY, REFRACTORY BLDG PRD	295	54	31
694 STL, COPPR NAILS, NUTS, ETC	148	160	90	663 OTH NONMETAL MINERAL MFS	93	118	65
695 TOOLS	710	2 274	712	675 IRON, STEEL HOOP, STRIP	5 699	327	181
696 CUTLERY	13	56	31	678 IRON, STL TUBES, PIPES, ETC	3 629	474	261
699 OTHER METAL MANUFACTURES	533	888	472	684 ALUMINIUM	45	168	93
712 STEAM ENGINES, TURBINES	7	179	99	692 METAL TANKS, BOXES, ETC	40	128	71
713 INTRNL COMBUS PISTN ENGN	190	1 699	943	693 WIRE PRODUCTS NON ELECTR	912	262	146
716 ROTATING ELECTRIC PLANT	594	2 109	1 172	695 TOOLS	477	639	360
718 OTH POWER GENERATG MACHY	30	174	95	699 OTHER METAL MANUFACTURES	179	189	103
721 AGRIC MACHY, EXC TRACTORS	389	1 043	573	713 INTRNL COMBUS PISTN ENGN	45	177	100
722 TRACTORS NON-ROAD	517	948	529	716 ROTATING ELECTRIC PLANT	308	776	434
723 CIVIL ENGINEERG EQUIP ETC	7 606	13 547	7 534	721 AGRIC MACHY, EXC TRACTORS	92	152	87
724 TEXTILE, LEATHER MACHNRY	616	2 030	1 124	723 CIVIL ENGINEERG EQUIP ETC	922	1 722	970
725 PAPER ETC MILL MACHINERY	16	131	73	724 TEXTILE, LEATHER MACHNRY	61	165	90
726 PRINTG, BKBINDG MACHY, PTS	203	1 108	603	726 PRINTG, BKBINDG MACHY, PTS	221	1 315	733
727 FOOD MACHRY NON-DOMESTIC	5 778	9 125	5 093	727 FOOD MACHRY NON-DOMESTIC	747	2 126	1 152
728 OTH MACHY FOR SPCL INDUS	2 889	8 325	4 639	728 OTH MACHY FOR SPCL INDUS	1 499	4 522	2 460
736 MACHINE TOOLS FOR METAL	561	2 618	1 440	736 MACHINE TOOLS FOR METAL	10	71	39
737 METALWORKING MACHNRY NES	37	764	421	741 HEATING, COOLING EQUIPMNT	16	106	63
741 HEATING, COOLING EQUIPMNT	1 082	2 203	1 224	742 PUMPS FOR LIQUIDS ETC	75	287	168
742 PUMPS FOR LIQUIDS ETC	485	2 143	1 210	743 PUMPS NES, CENTRIFUGES ETC	51	184	100
743 PUMPS NES, CENTRIFUGES ETC	1 561	3 836	2 159	744 MECHANICAL HANDLING EQU	51	82	44
744 MECHANICAL HANDLING EQU	2 217	3 660	2 037	745 NONELEC MACHY, TOOLS NES	213	1 096	602
745 NONELEC MACHY, TOOLS NES	991	6 343	3 528	749 NONELEC MACH PTS, ACC NES	58	131	75
749 NONELEC MACH PTS, ACC NES	632	2 059	1 158	751 OFFICE MACHINES	17	102	56
751 OFFICE MACHINES	70	2 285	1 239	752 AUTOMTIC DATA PROC EQUIP	12	150	80
752 AUTOMTIC DATA PROC EQUIP	20	267	153	763 SOUND RECORDRS, PHONOGRPH	7	188	107
759 OFFICE & ADP MCH PTS, ACC	14	885	482	764 TELECOM EQPT, PTS, ACC NES	41	468	261
764 TELECOM EQPT, PTS, ACC NES	38	989	546	771 ELECTRIC POWER MACHY NES	107	361	201
771 ELECTRIC POWER MACHY NES	42	83	46	772 SWITCHGEAR ETC & PTS NES	581	1 425	795
772 SWITCHGEAR ETC & PTS NES	259	1 243	698	773 ELECTR DISTRIBUTING MACH	288	137	78
773 ELECTR DISTRIBUTING MACH	949	686	390	775 HOUSEHOLD TYPE EQUIP NES	50	105	59
774 ELECTRO-MEDCL, XRAY EQUIP	40	5 798	3 133	776 TRANSISTORS, VALVES, ETC	42	53	30
775 HOUSEHOLD TYPE EQUIP NES	24	74	42	778 ELECTRICAL MACHINERY NES	131	285	142
776 TRANSISTORS, VALVES, ETC	7	230	130	781 PASS MOTOR VEH EXC BUSES	772	1 696	944
778 ELECTRICAL MACHINERY NES	2 759	2 787	1 565	782 LORRIES, SPCL MTR VEH NES	5 331	8 425	4 588
781 PASS MOTOR VEH EXC BUSES	7 118	19 433	10 828	783 ROAD MOTOR VEHICLES NES	2 157	2 794	1 549
782 LORRIES, SPCL MTR VEH NES	17 174	23 009	12 939	784 MOTOR VEHCL PTS, ACC NES	914	3 196	1 776
783 ROAD MOTOR VEHICLES NES	869	712	391	786 VEH NES NONMOTR, TRAILERS	2 871	948	532
784 MOTOR VEHCL PTS, ACC NES	3 857	11 582	6 447	812 PLUMBNG, HEATNG, LGHTNG EQU	17	67	37
785 MOTOR & OTHER CYCLES ETC	632	809	450	851 FOOTWEAR	16	86	45
786 VEH NES NONMOTR, TRAILERS	1 306	949	530	874 MEASURNG, CONTROLNG INSTR	31	355	195
791 RAILWAY VEHICLES	4 669	16 196	10 008	882 PHOTO, CINEMA SUPPLIES	151	258	143
792 AIRCRAFT	2	93	51	892 PRINTED MATTER	56	105	57
793 SHIPS AND BOATS	2 064	2 594	1 588	893 ARTICLES OF PLASTIC NES	219	289	159
812 PLUMBNG, HEATNG, LGHTNG EQU	116	238	135	894 TOYS, SPORTING GOODS, ETC	32	53	31
821 FURNITURE	284	418	232	895 OFFICE SUPPLIES NES	74	185	106
831 TRAVEL GOODS, HANDBAGS	2	87	49	898 MUSICAL INSTRUMENTS, PTS	26	100	60
847 TXTL CLTHNG ACCESRYS NES	60	169	91				
851 FOOTWEAR	445	559	304	BURUNDI			
871 OPTICAL INSTRUMENTS	1	115	66				
872 MEDICAL INSTRUMENTS NES	558	830	473	IMPORTS	139 883	79 174	44 034
873 METERS & COUNTERS NES	14	155	86				
874 MEASURNG, CONTROLNG INSTR	84	684	376	034 FISH FRESH, CHILLED, FROZN	11	340	192
881 PHOTO APPAR & EQUIPT NES	18	192	107	071 COFFEE AND SUBSTITUTES	138 903	77 915	43 333
882 PHOTO, CINEMA SUPPLIES	393	960	540	121 TOBACCO UNMNFCTRD, REFUSE	375	283	157
884 OPTICAL GOODS NES	2	105	57	292 CRUDE VEG MATERIALS NES	486	187	102
892 PRINTED MATTER	969	14 078	7 828	667 PEARL, PREC-, SEMI-P STONE	*	*	*
893 ARTICLES OF PLASTIC NES	841	598	329				
894 TOYS, SPORTING GOODS, ETC	51	65	35	EXPORTS	138 138	54 618	30 319
895 OFFICE SUPPLIES NES	27	127	68				
898 MUSICAL INSTRUMENTS, PTS	16	95	50	022 MILK AND CREAM	1 000	263	144
899 OTHER MANUFACTURED GOODS	44	93	48	041 WHEAT ETC UNMILLED	60 800	1 291	741
951 WAR FIREARMS, AMMUNITION	9	974	545	046 WHEAT ETC MEAL OR FLOUR	6 003	370	220
				266 SYNTHETIC FIBRE TO SPIN	699	225	123
				292 CRUDE VEG MATERIALS NES	370	718	400
				335 RESIDUAL PETRLM PROD NES	1 729	120	66
				411 ANIMAL OILS AND FATS	16 064	1 361	780
				423 FIXED VEG OILS, SOFT	1 200	135	80
				431 PROCESD ANML VEG OIL, ETC	1 895	186	114
				511 HYDROCARBONS NES, DERIVS	122	63	35
				514 NITROGEN-FNCTN COMPOUNDS	2 324	1 181	652
				515 ORG-INORG COMPOUNDS ETC	1 030	1 948	1 048
				522 INORG ELEMNTS, OXIDES, ETC	5 958	296	160
				531 SYNT DYE, NAT INDGO, LAKES	193	927	525
				533 PIGMENTS, PAINTS, ETC	215	75	40
				541 MEDICINAL ETC PRODUCTS	344	869	479
				551 ESSENTL OIL, PERFUME, ETC	47	76	42
				554 SOAPS, CLEANING ETC PREPS	232	142	77
				558 PROD OF CONDENSATION ETC	3 279	1 242	680
				563 PROD OF POLYMERIZING ETC	4 568	1 075	600
				591 PESTICIDES, DISINFECTANTS	299	280	157
				598 MISC CHEMICAL PRODS NES	333	174	95
				625 RUBBER TYRES, TUBES	661	542	301
				642 ARTICLES OF PAPER ETC	267	139	77
				673 IRON AND STEEL SHAPES	4 468	335	186
				691 STRUCTURES AND PARTS NES	1 837	564	309
				692 METAL TANKS, BOXES, ETC	53	62	34
				693 WIRE PRODUCTS NON ELECTR	817	543	299
				695 TOOLS	113	257	137
				699 OTHER METAL MANUFACTURES	87	89	50
				713 INTRNL COMBUS PISTN ENGN	77	309	175
				716 ROTATING ELECTRIC PLANT	79	202	113
				718 OTH POWER GENERATG MACHY	434	1 730	949
				721 AGRIC MACHY, EXC TRACTORS	40	72	40
				722 TRACTORS NON-ROAD	32	81	45
				723 CIVIL ENGINEERG EQUIP ETC	600	845	465
				725 PAPER ETC MILL MACHINERY	34	73	38
				726 PRINTG, BKBINDG MACHY, PTS	29	223	123
				727 FOOD MACHRY NON-DOMESTIC	5 398	13 460	7 460

7 IMPORTS AND EXPORTS (SPECIAL TRADE) BY COUNTRIES OF PRODUCTION AND CONSUMPTION AND BY GROUPS OF THE SITC-REV. 11 1987

GROUP DESCRIPTION	DT = 100 KG	1 000 DM	1 000 \$	GROUP DESCRIPTION	DT = 100 KG	1 000 DM	1 000 \$
728 OTH MACHY FOR SPCL INDUS	436	600	326	724 TEXTILE, LEATHER MACHNRY	16	442	251
736 MACHINE TOOLS FOR METAL	191	482	264	726 PRINTG, BKGNDG MACHY, PTS	30	334	184
741 HEATING, COOLING EQUIPMNT	84	335	185	728 OTH MACHY FOR SPCL INDUS	153	486	267
742 PUMPS FOR LIQUIDS ETC	8	233	129	736 MACHINE TOOLS FOR METAL	200	1 797	976
743 PUMPS NES, CENTRIFUGES ETC	22	61	36	737 METALWORKING MACHNRY NES	20	163	98
744 MECHANICAL HANDLING EQU	294	394	221	741 HEATING, COOLING EQUIPMNT	322	798	465
745 NONELEC MACHY, TOOLS NES	42	296	162	742 PUMPS FOR LIQUIDS ETC	153	854	480
749 NONELEC MACH PTS, ACC NES	47	184	102	743 PUMPS NES, CENTRIFUGES ETC	648	2 802	1 550
751 OFFICE MACHINES	10	95	52	744 MECHANICAL HANDLING EQU	119	156	90
752 AUTOMTIC DATA PROC EQUIP	3	63	34	745 NONELEC MACHY, TOOLS NES	50	309	168
764 TELECOM EQPT, PTS, ACC NES	12	3 703	2 012	749 NONELEC MACH PTS, ACC NES	132	697	382
771 ELECTRIC POWER MACHY NES	81	128	70	751 OFFICE MACHINES	19	153	82
772 SWITCHGEAR ETC & PTS NES	399	1 519	830	752 AUTOMTIC DATA PROC EQUIP	5	154	84
773 ELECTR DISTRIBUTING MACH	186	176	96	759 OFFICE & ADP MCH PTS, ACC	8	250	138
778 ELECTRICAL MACHINERY NES	308	319	175	761 TELEVISION RECEIVERS	19	75	41
781 PASS MOTOR VEH EXC BUSES	1 277	2 823	1 605	763 SOUND RECORDRS, PHONOGRPH	8	66	38
782 LORRIES, SPCL MTR VEH NES	2 152	3 589	2 020	764 TELECOM EQPT, PTS, ACC NES	2	433	251
783 ROAD MOTOR VEHICLES NES	542	860	472	771 ELECTRIC POWER MACHY NES	163	260	143
784 MOTOR VEHCL PTS, ACC NES	906	2 793	1 570	772 SWITCHGEAR ETC & PTS NES	72	559	308
786 VEH NES NONMOTR, TRAILERS	1 504	1 272	709	773 ELECTR DISTRIBUTING MACH	105	119	64
812 PLUMBG, HEATING, LIGHTNG EQU	65	130	73	774 ELECTRO-MEDCL, XRAY EQUIP	39	735	426
821 FURNITURE	101	104	57	776 TRANSISTORS, VALVES, ETC		76	41
874 MEASURING, CONTROLNG INSTR	83	513	293	778 ELECTRICAL MACHINERY NES	275	627	351
893 ARTICLES OF PLASTIC NES	31	69	39	781 PASS MOTOR VEH EXC BUSES	482	647	365
				782 LORRIES, SPCL MTR VEH NES	4 505	1 946	1 084
ST HELENA				784 MOTOR VEHCL PTS, ACC NES	545	1 493	826
IMPORTS		11	6	785 MOTOR & OTHER CYCLES ETC	103	135	75
EXPORTS	4	24	13	786 VEH NES NONMOTR, TRAILERS	521	2 610	1 569
ANGOLA				792 AIRCRAFT	47	174	95
IMPORTS	3 390 227	83 590	48 278	812 PLUMBG, HEATING, LIGHTNG EQU	72	217	118
071 COFFEE AND SUBSTITUTES	3 463	1 215	670	821 FURNITURE	316	142	79
333 CRUDE PETROLEUM	3 386 672	84 917	47 350	848 HEADGEAR, NONTXTL CLOTHNG	6	101	56
EXPORTS	330 376	85 024	48 041	851 FOOTWEAR	26	91	48
011 MEAT FRESH, CHILLD, FROZEN	1 587	436	237	871 OPTICAL INSTRUMENTS	7	409	226
022 MILK AND CREAM	6 050	1 328	731	872 MEDICAL INSTRUMENTS NES	109	1 623	833
023 BUTTER	1 003	477	261	873 METERS & COUNTERS NES	17	147	81
042 RICE	1 176	69	38	874 MEASURING, CONTROLNG INSTR	48	737	413
046 WHEAT ETC MEAL OR FLOUR	36 528	942	559	881 PHOTO APPAR & EQUIPT NES	12	200	114
054 VEG ETC FRSH, SMPLY PRSVD	601	62	34	882 PHOTO, CINEMA SUPPLIES	143	495	281
061 SUGAR AND HONEY	3 769	135	75	884 OPTICAL GOODS NES	1	132	72
098 EDIBLE PRODCTS, PREPS NES	66	128	69	885 WATCHES AND CLOCKS	2	66	35
111 NON-ALCOHL BEVERAGES NES	2 203	239	146	893 ARTICLES OF PLASTIC NES	44	125	71
112 ALCOHOLIC BEVERAGES	66 422	10 705	6 098	895 OFFICE SUPPLIES NES	42	218	119
266 SYNTHETIC FIBRE TO SPIN	702	356	212	898 MUSICAL INSTRUMENTS, PTS	78	444	244
269 WASTE OF TEXTILE FABRICS	718	271	148	899 OTHER MANUFACTURED GOODS	43	223	125
278 OTHER CRUDE MINERALS	4 360	55	30	ETHIOPIA			
292 CRUDE VEG MATERIALS NES	83	110	60	IMPORTS	249 433	149 908	83 198
334 PETROLEUM PRODUCTS, REFIN	1 492	360	206	054 VEG ETC FRSH, SMPLY PRSVD	7 624	1 639	919
335 RESIDUAL PETRLM PROD NES	235	86	46	057 FRUIT, NUTS, FRESH, DRIED	818	163	92
423 FIXED VEG OILS, SOFT	3 277	350	195	071 COFFEE AND SUBSTITUTES	227 380	135 546	75 191
511 HYDROCARBONS NES, DERIVS	412	263	153	211 HIDES, SKINS, UNDRESSED	127	340	192
512 ALCOHOLS, PHENOLS, ETC	80	71	36	223 SEEDS FOR OTH FIXED OILS	9 538	1 166	659
513 ORGANIC ACIDS, ETC	1 508	277	152	291 CRUDE ANIMAL MTRIALS NES		78	43
514 NITROGEN-FUNCTN COMPOUNDS	410	380	210	292 CRUDE VEG MATERIALS NES	1 556	1 118	629
516 OTHER ORGANIC CHEMICALS	1 111	92	50	431 PROCDSD ANML VEG OIL, ETC	150	125	71
522 INORG ELEMNTS, OXIDES, ETC	7 717	493	713	532 DYES NES, TANNING PRODS	208	1 255	706
523 OTHR INORGANIC CHEMICALS	39 444	1 861	1 043	551 ESSENTL OIL, PERFUME, ETC	20	126	69
531 SYNT DYE, NAT INDGO, LAKES	238	1 025	591	611 LEATHER	639	1 660	923
533 PIGMENTS, PAINTS, ETC	924	509	285	713 INTRNL COMBUS PISTN ENGN	15	241	133
541 MEDICINAL ETC PRODUCTS	629	2 702	1 507	714 ENGINES & MOTORS NES	58	3 868	2 118
551 ESSENTL OIL, PERFUME, ETC	76	463	281	716 ROTATING ELECTRIC PLANT	1	226	129
554 SOAPS, CLEANING ETC PREPS	4 068	1 421	804	742 PUMPS FOR LIQUIDS ETC		151	85
562 FERTILIZERS MANUFACTURED	3 251	118	65	749 NONELEC MACH PTS, ACC NES	111	63	33
582 PROD OF CONDENSATION ETC	5 471	2 737	1 545	764 TELECOM EQPT, PTS, ACC NES	100	60	30
583 PROD OF POLYMERIZING ETC	24 509	6 894	3 955	792 AIRCRAFT	18	146	85
584 CELLULOSE DERIVATIVES ETC	350	302	162	831 TRAVEL GOODS, HANDBAGS	388	819	455
591 PESTICIDES, DISINFECTANTS	321	170	97	846 UNDERWEAR KNITTED	149	209	123
592 STARCH, INULIN, GLUTEN, ETC	605	282	152	874 MEASURING, CONTROLNG INSTR		318	176
598 MISC CHEMICAL PRODS NES	820	382	218	EXPORTS	900 036	160 370	89 341
621 MATERIALS OF RUBBER	48	91	50	022 MILK AND CREAM	18 776	4 661	2 559
625 RUBBER TYRES, TUBES	140	181	100	023 BUTTER	620	242	131
628 RUBBER ARTICLES NES	107	519	285	035 FISH SALTED, DRIED, SMOKED	120	58	31
635 WOOD MANUFACTURES NES	184	72	39	041 WHEAT ETC UNMILLED	308 611	9 487	5 183
641 PAPER AND PAPERBOARD	3 499	559	324	046 WHEAT ETC MEAL OR FLOUR	227 500	4 773	2 686
642 ARTICLES OF PAPER ETC	116	189	103	048 CEREAL ETC PREPARATIONS	343	205	115
651 TEXTILE YARN AND THREAD	40	311	174	054 VEG ETC FRSH, SMPLY PRSVD	280	242	133
653 WOVN MAN-MADE FIB FABRIC	76	266	154	061 SUGAR AND HONEY	13 267	462	255
658 TEXTILE ARTICLES NES	153	398	240	098 EDIBLE PRODCTS, PREPS NES	156	211	119
662 CLAY, REFRACTORY BLDG PRD	4 228	742	411	112 ALCOHOLIC BEVERAGES	411	93	51
663 OTH NONMETAL MINERAL MFS	117	124	70	233 RUBBER, SYNTHETIC, RECLAIMD	6 391	1 037	599
665 GLASSWARE	116	337	188	269 WASTE OF TEXTILE FABRICS	133	51	30
673 IRON AND STEEL SHAPES	2 259	220	120	274 SULPHUR ETC	716	124	70
674 IRN, STL UNIV, PLATE, SHEET	664	122	67	292 CRUDE VEG MATERIALS NES	317	368	215
677 IRN, STL WIRE EXCL W ROD	1 244	256	142	334 PETROLEUM PRODUCTS, REFIN	3 504	537	294
678 IRON, STL TUBES, PIPES, ETC	75 805	9 246	5 377	335 RESIDUAL PETRLM PROD NES	2 231	350	191
681 SILVER, PLATINUM, ETC	7	60	37	423 FIXED VEG OILS, SOFT	3 192	350	195
683 NICKEL	28	71	41	431 PROCDSD ANML VEG OIL, ETC	450	80	48
684 ALUMINIUM	162	106	57	511 HYDROCARBONS NES, DERIVS	345	250	144
691 STRUCTURES AND PARTS NES	271	378	231	512 ALCOHOLS, PHENOLS, ETC	161	134	73
693 WIRE PRODUCTS NON ELECTR	221	67	38	513 ORGANIC ACIDS, ETC	1 738	299	166
694 STL, COPPR NAILS, NUTS, ETC	114	65	34	514 NITROGEN-FUNCTN COMPOUNDS	1 558	1 325	729
695 TOOLS	468	2 046	1 152	515 ORG-INORG COMPOUNDS ETC	31	70	39
696 CUTLERY	48	284	158	516 OTHER ORGANIC CHEMICALS	998	1 555	846
697 BASE MTL HOUSEHOLD EQUIP	84	102	55	522 INORG ELEMNTS, OXIDES, ETC	14 532	1 250	683
699 OTHER METAL MANUFACTURES	847	861	479	523 OTHR INORGANIC CHEMICALS	9 418	346	196
713 INTRNL COMBUS PISTN ENGN	1 032	3 223	1 771	531 SYNT DYE, NAT INDGO, LAKES	1 024	3 783	2 103
716 ROTATING ELECTRIC PLANT	234	320	177	532 DYES NES, TANNING PRODS	4 720	930	510
723 CIVIL ENGINEER EQUIP ETC	218	494	271	533 PIGMENTS, PAINTS, ETC	2 912	1 114	605
				541 MEDICINAL ETC PRODUCTS	1 971	9 863	5 462
				551 ESSENTL OIL, PERFUME, ETC	299	155	86

7 IMPORTS AND EXPORTS (SPECIAL TRADE) BY COUNTRIES OF PRODUCTION AND CONSUMPTION AND BY GROUPS OF THE SITC-REV. 11 1987

GROUP DESCRIPTION	DT * 100 KG	1 000 DM	1 000 \$	GROUP DESCRIPTION	DT * 100 KG	1 000 DM	1 000 \$
553 PERFUMERY, COSMETICS, ETC	82	117	63	DJIBOUTI			
554 SOAPS, CLEANING ETC PREPS	1 542	387	215				
562 FERTILIZERS MANUFACTURED	65 608	1 580	904	IMPORTS	763	207	119
582 PROD OF CONDENSATION ETC	335	300	170				
583 PROD OF POLYMERIZING ETC	16 405	4 236	2 360	288 NONFERR METAL SCRAP NES	388	81	48
584 CELLULOSE DERIVATIVES ETC	97	61	33	292 CRUDE VEG MATERIALS NES	80	73	41
591 PESTICIDES, DISINFECTANTS	3 627	5 015	2 742				
592 STARCH, INULIN, GLUTEN, ETC	7 686	382	206	EXPORTS	71 081	9 644	5 329
598 MISC CHEMICAL PRODS NES	3 573	1 432	790				
612 LEATHER ETC MANUFACTURES	14	119	66	022 MILK AND CREAM	1 460	157	86
621 MATERIALS OF RUBBER	3 171	576	311	037 FISH ETC PREPD PRSVD NES	160	68	37
625 RUBBER TYRES, TUBES	164	159	88	046 WHEAT ETC MEAL OR FLOUR	3 381	84	46
628 RUBBER ARTICLES NES	151	355	197	061 SUGAR AND HONEY	59 160	2 059	1 139
634 VENEERS, PLYWOOD, ETC	1 238	413	241	122 TOBACCO MFERS	520	969	562
641 PAPER AND PAPERBOARD	462	307	173	541 MEDICINAL ETC PRODUCTS	85	70	40
642 ARTICLES OF PAPER ETC	879	612	343	553 PERFUMERY, COSMETICS, ETC	114	138	75
651 TEXTILE YARN AND THREAD	84	144	80	562 FERTILIZERS MANUFACTURED	1 075	184	113
655 KNIT ETC FABRICS	29	57	31	591 PESTICIDES, DISINFECTANTS	223	328	181
657 SPECIAL TEXTILE ETC PROD	57	74	43	642 ARTICLES OF PAPER ETC	86	76	42
658 TEXTILE ARTICLES NES	55	80	43	663 OTH NONMETAL MINERAL MFS	52	60	33
662 CLAY, REFRACTORY BLDG PRD	2 552	462	254	674 IRN, STL, UNIV, PLATE, SHEET	81	55	33
663 OTH NONMETAL MINERAL MFS	744	340	185	695 TOOLS	40	80	41
665 GLASSWARE	115	227	128	699 OTHER METAL MANUFACTURES	51	77	41
672 IRON, STL PRIMARY FORMS	24 757	1 432	829	713 INTRNL COMBUS PISTN ENGN	19	168	94
673 IRON AND STEEL SHAPES	1 422	208	122	723 CIVIL ENGINEERG EQUIP ETC	73	347	198
674 IRN, STL UNIV, PLATE, SHEET	60 794	6 310	3 491	726 PRINTG, BKBINDG MACHY, PTS	27	227	124
675 IRON, STEEL HOOP, STRIP	29 603	1 834	1 000	744 MECHANICAL HANDLING EQU	917	1 560	839
678 IRON, STL TUBES, PIPES, ETC	3 223	1 263	711	763 SOUND RECORDRS, PHONOGRPH	1	73	40
682 COPPER EXC CEMENT COPPER	209	157	90	774 ELECTRO-MEDCL, XRAY EQUIP	13	194	105
684 ALUMINIUM	495	609	346	778 ELECTRICAL MACHINERY NES	133	322	173
685 LEAD	59	51	31	781 PASS MOTOR VEH EXC BUSES	95	227	125
691 STRUCTURES AND PARTS NES	707	407	240	783 ROAD MOTOR VEHICLES NES	118	196	107
692 METAL TANKS, BOXES, ETC	758	1 057	633	784 MOTOR VEHCL PTS, ACC NES	16	65	35
693 WIRE PRODUCTS NON ELECTR	378	174	96	812 PLUMBNG, HEATNG, LGHTNG EQU	49	71	44
694 STL, COPPR NAILS, NUTS, ETC	338	181	102	821 FURNITURE	877	311	174
695 TOOLS	1 068	1 731	963	846 UNDERWEAR KNITTED		62	33
696 CUTLERY	5	70	42	874 MEASURNG, CONTROLNG INSTR	2	104	55
697 BASE MTL HOUSEHOLD EQUIP	108	103	56	882 PHOTO, CINEMA SUPPLIES	39	139	77
699 OTHER METAL MANUFACTURES	794	719	393	893 ARTICLES OF PLASTIC NES	304	79	44
711 STEAM BOILERS & AUX PLNT	12	60	34	895 OFFICE SUPPLIES NES	13	59	31
713 INTRNL COMBUS PISTN ENGN	306	1 126	634				
714 ENGINES & MOTORS NES	22	4 240	2 377	SOMALIA			
716 ROTATING ELECTRIC PLANT	303	955	541				
721 AGRIC MACHY, EXC TRACTORS	279	611	349	IMPORTS	1 113	4 478	821
722 TRACTORS NON-ROAD	183	209	115				
723 CIVIL ENGINEERG EQUIP ETC	1 248	1 706	942	292 CRUDE VEG MATERIALS NES	1 003	470	258
724 TEXTILE, LEATHER MACHNRY	495	3 044	1 695	714 ENGINES & MOTORS NES	35	629	346
725 PAPER ETC MILL MACHINERY	71	476	265	716 ROTATING ELECTRIC PLANT	3	110	63
726 PRINTG, BKBINDG MACHY, PTS	68	904	501	874 MEASURNG, CONTROLNG INSTR		87	53
727 FOOD MACHRY NON-DOMESTIC	50	294	164				
728 OTH MACHY FOR SPCL INDUS	6 353	8 365	4 669	EXPORTS	424 617	63 278	35 017
736 MACHINE TOOLS FOR METAL	310	1 050	584				
737 METALWORKING MACHNRY NES	20	68	38	022 MILK AND CREAM	24 080	5 951	3 343
741 HEATING, COOLING EQUIPMNT	163	583	326	023 BUTTER	3 150	3 144	1 728
742 PUMPS FOR LIQUIDS ETC	157	827	463	046 WHEAT ETC MEAL OR FLOUR	200 823	3 103	1 711
743 PUMPS NES, CENTRIFUGES ETC	145	656	370	047 OTHER CEREAL MEALS, FLOUR	4 800	335	184
744 MECHANICAL HANDLING EQU	499	884	505	061 SUGAR AND HONEY	122 388	4 082	2 266
745 NONELEC MACHY, TOOLS NES	147	1 151	656	111 NON-ALCOHL BEVERAGES NES	336	66	36
749 NONELEC MACH PTS, ACC NES	448	1 508	844	112 ALCOHOLIC BEVERAGES	1 820	264	147
751 OFFICE MACHINES	77	333	189	334 PETROLEUM PRODUCTS, REFIN	194	65	39
752 AUTOMATIC DATA PROC EQUIP	24	310	173	423 FIXED VEG OILS, SOFT	21 531	2 402	1 310
759 OFFICE & ADP MCH PTS, ACC	4	200	109	523 OTHR INORGANIC CHEMICALS	2 699	260	140
763 SOUND RECORDRS, PHONOGRPH	1	65	39	531 SYNT DYE, NAT INDGO, LAKES	32	180	83
764 TELECOM EQPT, PTS, ACC NES	58	1 354	751	532 DYES NES, TANNING PRODS	1 856	582	342
771 ELECTRIC POWER MACHY NES	474	513	277	533 PIGMENTS, PAINTS, ETC	357	194	108
772 SWITCHGEAR ETC & PTS NES	334	1 562	873	541 MEDICINAL ETC PRODUCTS	434	1 554	857
773 ELECTR DISTRIBUTING MACH	1 266	545	305	554 SOAPS, CLEANING ETC PREPS	730	178	100
774 ELECTRO-MEDCL, XRAY EQUIP	44	481	264	572 EXPLOSIVES, PYROTECH PROD	51	53	30
775 HOUSEHOLD TYPE EQUIP NES	54	130	70	583 PROD OF POLYMERIZING ETC	4 944	727	396
778 ELECTRICAL MACHINERY NES	878	1 943	1 079	591 PESTICIDES, DISINFECTANTS	2 621	2 886	1 697
781 PASS MOTOR VEH EXC BUSES	823	2 276	1 270	598 MISC CHEMICAL PRODS NES	609	139	78
782 LORRIES, SPCL MTR VEH NES	3 558	5 243	2 895	625 RUBBER TYRES, TUBES	394	249	143
783 ROAD MOTOR VEHICLES NES	107	124	71	635 WOOD MANUFACTURES NES	1 670	887	485
784 MOTOR VEHCL PTS, ACC NES	7 810	21 554	12 332	642 ARTICLES OF PAPER ETC	554	182	100
786 VEH NES NONMOTR, TRAILERS	1 061	1 231	679	657 SPECIAL TEXTILE ETC PROD	350	227	126
791 RAILWAY VEHICLES	451	3 074	1 654	661 CEMENT ETC BUILDING PROD	5 124	98	54
792 AIRCRAFT	9	159	87	663 OTH NONMETAL MINERAL MFS	489	82	46
812 PLUMBNG, HEATNG, LGHTNG EQU	130	251	139	673 IRON AND STEEL SHAPES	1 987	158	88
821 FURNITURE	566	998	560	678 IRON, STL TUBES, PIPES, ETC	4 191	583	314
831 TRAVEL GOODS, HANDBAGS	10	55	30	691 STRUCTURES AND PARTS NES	139	66	38
842 MENS OUTERWEAR NOT KNIT	5	90	47	693 WIRE PRODUCTS NON ELECTR	490	100	56
843 WOMENS OUTERWEAR NONKNIT		87	35	695 TOOLS	103	234	133
845 OUTERWEAR KNIT NONELASTC	10	94	47	713 INTRNL COMBUS PISTN ENGN	56	219	123
847 TXTL CLTHNG ACCESSRYS NES	13	62	33	714 ENGINES & MOTORS NES	2	319	173
848 HEADGEAR, NONTXLT CLOTHNG	25	142	79	716 ROTATING ELECTRIC PLANT	110	588	348
851 FOOTWEAR	48	200	106	721 AGRIC MACHY, EXC TRACTORS	105	175	95
871 OPTICAL INSTRUMENTS	70	298	177	722 TRACTORS NON-ROAD	2 320	2 526	1 389
872 MEDICAL INSTRUMENTS NES	192	734	408	723 CIVIL ENGINEERG EQUIP ETC	395	753	422
874 MEASURNG, CONTROLNG INSTR	353	2 968	1 650	724 TEXTILE, LEATHER MACHNRY	4	76	41
881 PHOTO APPAR & EQUIPT NES	21	225	121	727 FOOD MACHRY NON-DOMESTIC	3 183	5 179	2 883
882 PHOTO, CINEMA SUPPLIES	640	1 108	605	741 HEATING, COOLING EQUIPMNT	44	128	70
892 PRINTED MATTER	154	243	140	742 PUMPS FOR LIQUIDS ETC	45	171	99
893 ARTICLES OF PLASTIC NES	6 512	2 117	1 162	743 PUMPS NES, CENTRIFUGES ETC	33	119	64
894 TOYS, SPORTING GOODS, ETC	11	56	31	744 MECHANICAL HANDLING EQU	11	138	79
895 OFFICE SUPPLIES NES	690	563	306	749 NONELEC MACH PTS, ACC NES	5	73	39
898 MUSICAL INSTRUMENTS, PTS	36	214	120	751 OFFICE MACHINES	9	73	39
899 OTHER MANUFACTURED GOODS	56	262	142	752 AUTOMATIC DATA PROC EQUIP	10	90	48
				764 TELECOM EQPT, PTS, ACC NES	3	148	84
				781 PASS MOTOR VEH EXC BUSES	805	1 797	1 000
				782 LORRIES, SPCL MTR VEH NES	910	715	425
				784 MOTOR VEHCL PTS, ACC NES	286	889	500
				786 VEH NES NONMOTR, TRAILERS	151	261	151
				792 AIRCRAFT	72	14 492	7 810
				821 FURNITURE	295	249	142
				872 MEDICAL INSTRUMENTS NES	67	207	114

7 IMPORTS AND EXPORTS (SPECIAL TRADE) BY COUNTRIES OF PRODUCTION AND CONSUMPTION AND BY GROUPS OF THE SITC-REV. II 1987

GROUP DESCRIPTION	DT * 100 KG	1 000 DM	1 000 \$	GROUP DESCRIPTION	DT * 100 KG	1 000 DM	1 000 \$
874 MEASURING, CONTROLLING INSTR	64	651	362	665 GLASSWARE	2 316	534	299
881 PHOTO APPAR & EQUIPT NES	2	70	37	667 PEARL, PREC., SEMI-P STONE
882 PHOTO, CINEMA SUPPLIES	60	114	64	672 IRON, STL PRIMARY FORMS	216 286	12 022	6 639
892 PRINTED MATTER	41	183	105	673 IRON AND STEEL SHAPES	30 706	1 902	1 040
893 ARTICLES OF PLASTIC NES	150	191	107	674 IRN, STL UNIV, PLATE, SHEET	97 229	9 138	5 150
KENYA				675 IRON, STEEL HOOP, STRIP	5 997	411	235
IMPORTS				677 IRN, STL WIRE EXCL W ROD	267	93	50
034 FISH FRESH, CHILLED, FROZEN	15	204	115	678 IRON, STL TUBES, PIPES, ETC	152	110	65
036 SHELL FISH FRESH, FROZEN	195	269	147	682 COPPER EXC CEMENT COPPER	990	648	356
054 VEG ETC FRSH, SPLY PRSVD	7 827	2 020	1 129	684 ALUMINIUM	4 778	3 827	2 127
057 FRUIT, NUTS, FRESH, DRIED	9 864	3 145	1 729	686 ZINC	6 830	1 016	566
058 FRUIT PRESERVED, PREPARED	103 189	17 137	9 554	691 STRUCTURES AND PARTS NES	1 483	3 014	1 622
071 COFFEE AND SUBSTITUTES	346 844	200 905	111 714	692 METAL TANKS, BOXES, ETC	583	340	185
074 TEA AND MATE	4 462	2 275	1 277	693 WIRE PRODUCTS NON ELECTR	435	343	190
075 SPICES	245	78	41	694 STL, COPPR NAILS, NUTS, ETC	368	184	102
121 TOBACCO UNMNFCTRD, REFUSE	930	580	326	695 TOOLS	909	1 581	881
222 SEEDS FOR SOFT, FIXED OIL	3 704	436	240	696 CUTLERY	6	70	36
223 SEEDS FOR OTH FIXED OILS	27 920	1 322	724	697 BASE MTL HOUSEHOLD EQUIP	91	203	112
248 WOOD SHAPED	914	127	70	699 OTHER METAL MANUFACTURES	3 161	1 542	838
265 VEG FIBRE, EXCL COTN JUTE	2 481	232	130	711 STEAM BOILERS & AUX PLNT	97	253	139
266 WOOL (EXC TOPS), ANML HAIR	1 827	902	498	712 STEAM ENGINES, TURBINES	6	200	109
278 OTHER CRUDE MINERALS	89 676	1 727	977	713 INTRNL COMBUS PISTN ENGN	262	1 399	781
288 NONFERR METAL SCRAP NES	3 476	771	438	716 ROTATING ELECTRIC PLANT	208	675	374
292 CRUDE VEG MATERIALS NES	36 188	27 590	15 674	718 OTH POWER GENERATG MACHY	16	134	75
512 ALCOHOLS, PHENOLS, ETC	3 000	320	173	721 AGRIC MACHY, EXC TRACTORS	1 497	1 850	1 022
611 LEATHER	138	492	280	722 TRACTORS NON-ROAD	4 701	4 198	2 398
635 WOOD MANUFACTURES NES	71	80	44	723 CIVIL ENGINEER EQUIP ETC	2 548	3 570	1 986
657 SPECIAL TEXTILE ETC PROD	104	131	71	724 TEXTILE, LEATHER MACHNRY	2 457	6 843	3 804
661 CEMENT ETC BUILDING PROD	66	49	30	725 PAPER ETC MILL MACHINERY	360	1 152	635
667 PEARL, PREC., SEMI-P STONE	726 PRNTG, BXBNDG MACHY, PTS	685	3 084	1 752
685 LEAD	402	528	305	727 FOOD MACHY NON-DOMESTIC	769	2 114	1 199
742 PUMPS FOR LIQUIDS ETC	1	236	132	728 OTH MACHY FOR SPCL INDUS	1 554	9 711	5 319
745 NONELEC MACH PTS, ACC NES	..	123	70	736 MACHINE TOOLS FOR METAL	336	1 278	703
752 AUTOMATIC DATA PROC EQUIP	3	178	100	737 METALWORKING MACHNRY NES	144	328	183
763 SOUND RECORDRS, PHONOGRPH	..	54	30	741 HEATING, COOLING EQUIPMNT	1 858	2 874	1 644
781 PASS MOTOR VEH EXC BUSES	58	121	67	742 PUMPS FOR LIQUIDS ETC	373	1 947	1 073
792 AIRCRAFT	13	2 647	1 454	743 PUMPS NES, CENTRIFUGES ETC	474	2 526	1 417
831 TRAVEL GOODS, HANDBAGS	384	557	308	744 MECHANICAL HANDLING EQU	2 511	2 756	2 055
874 MEASURING, CONTROLLING INSTR	2	1 356	748	745 NONELEC MACHY, TOOLS NES	2 644	12 808	7 176
894 TOYS, SPORTING GOODS, ETC	24	169	92	749 NONELEC MACH PTS, ACC NES	1 091	3 546	1 978
899 OTHER MANUFACTURED GOODS	725	1 237	683	751 OFFICE MACHINES	61	259	145
941 ZOO ANIMALS, PETS	29	161	90	752 AUTOMATIC DATA PROC EQUIP	9	278	150
EXPORTS				759 OFFICE & ADP MCH PTS, ACC	10	288	159
046 WHEAT ETC MEAL OR FLOUR	4 989	113	61	762 RADIO BROADCAST RECEIVRS	5	66	36
054 VEG ETC FRSH, SPLY PRSVD	1 467	4 132	2 295	763 SOUND RECORDRS, PHONOGRPH	4	130	69
061 SUGAR AND HONEY	116 558	3 837	2 104	764 TELECOM EQPT, PTS, ACC NES	41	2 122	1 155
072 COCOA	250	67	36	771 ELECTRIC POWER MACHY NES	67	348	192
084 FEEDING STUFF FOR ANIMLS	540	104	57	772 SWITCHGEAR ETC & PTS NES	126	1 263	703
098 EDIBLE PRODUCTS, PREPS NES	301	154	88	773 ELECTR DISTRIBUTING MACH	17	66	32
112 ALCOHOLIC BEVERAGES	585	293	163	774 ELECTRO-MEDCL, XRAY EQUIP	186	2 113	1 217
233 RUBBER, SYNTHETIC, RECLAIMD	2 820	599	329	775 HOUSEHOLD TYPE EQUIP NES	110	321	170
266 SYNTHETIC FIBRE TO SPIN	18 606	5 402	2 987	776 TRANSISTORS, VALVES, ETC	11	132	76
269 WASTE OF TEXTILE FABRICS	1 000	126	71	778 ELECTRICAL MACHINERY NES	1 897	4 821	2 640
274 SULPHUR ETC	11 244	663	366	781 PASS MOTOR VEH EXC BUSES	3 391	10 128	5 632
278 OTHER CRUDE MINERALS	507	60	33	782 LORRIES, SPCL MTR VEH NES	5 768	10 000	5 843
288 NONFERR METAL SCRAP NES	1 140	270	148	783 ROAD MOTOR VEHICLES NES	1 235	1 918	1 138
291 CRUDE ANIMAL MTRIALS NES	105	64	38	784 MOTOR VEHCL PTS, ACC NES	3 934	12 935	7 267
292 CRUDE VEG MATERIALS NES	575	2 040	1 132	786 VEH NES NONMOTR, TRAILERS	1 125	819	468
323 BRIQUETS, COKE, SEMI-COKE	5 789	278	154	791 RAILWAY VEHICLES	19	92	53
334 PETROLEUM PRODUCTS, REFIN	17 417	3 571	2 005	792 AIRCRAFT	18	882	491
335 RESIDUAL PETRLM PROD NES	33 132	4 463	2 492	812 PLUMBG, HEATING, LGHTNG EQU	59	215	118
411 ANIMAL OILS AND FATS	3 261	245	137	821 FURNITURE	163	415	227
431 PROCESD ANML VEG OIL, ETC	1 295	179	100	831 TRAVEL GOODS, HANDBAGS	13	59	33
511 HYDROCARBONS NES, DERIVS	3 894	487	275	845 OUTERWEAR KNIT NONELASTC	7	64	31
512 ALCOHOLS, PHENOLS, ETC	5 388	982	551	848 HEADGEAR, NONTKTL CLOTHNG	65	147	78
513 ORGANIC ACIDS, ETC	6 120	1 530	867	851 FOOTWEAR	66	407	223
514 NITROGEN-FUNCTN COMPOUNDS	2 948	1 368	771	871 OPTICAL INSTRUMENTS	20	590	323
515 ORG-INORG COMPOUNDS ETC	1 054	1 382	773	872 MEDICAL INSTRUMENTS NES	174	947	528
516 OTHER ORGANIC CHEMICALS	276	325	177	873 METERS & COUNTERS NES	7	119	66
522 INORG ELEMNTS, OXIDES, ETC	29 589	3 644	2 032	874 MEASURING, CONTROLLING INSTR	134	3 405	1 900
523 OTHR INORGANIC CHEMICALS	39 122	2 374	1 326	881 PHOTO APPAR & EQUIPT NES	8	311	167
531 SYNT DYE, NAT INDGO, LAKES	1 657	4 824	2 708	882 PHOTO, CINEMA SUPPLIES	518	667	369
532 DYES NES, TANNING PRODS	9 030	2 002	1 117	884 OPTICAL GOODS NES	3	274	150
533 PIGMENTS, PAINTS, ETC	6 554	2 861	1 586	885 WATCHES AND CLOCKS	14	310	175
541 MEDICINAL ETC PRODUCTS	1 878	10 853	5 977	892 PRINTED MATTER	1 536	1 089	599
551 ESSENTL OIL, PERFUME, ETC	333	1 120	625	893 ARTICLES OF PLASTIC NES	1 024	1 259	711
553 PERFUMERY, COSMETICS, ETC	72	78	41	894 TOYS, SPORTING GOODS, ETC	57	316	170
554 SOAPS, CLEANING ETC PREPS	4 649	1 470	827	895 OFFICE SUPPLIES NES	235	490	277
562 FERTILIZERS MANUFACTURED	10 285	302	165	897 GOLD, SILVER WARE, JEWELRY	3	608	338
562 PROD OF CONDENSATION ETC	29 950	5 281	2 944	898 MUSICAL INSTRUMENTS, PTS	44	219	117
583 PROD OF POLYMERIZING ETC	92 048	15 652	8 690	899 OTHER MANUFACTURED GOODS	122	438	241
584 CELLULOSE DERIVATIVES ETC	607	478	269	UGANDA			
585 PLASTIC MATERIALS NES	92	82	48	IMPORTS			
591 PESTICIDES, DISINFECTANTS	19 232	12 101	6 757	057 FRUIT, NUTS, FRESH, DRIED	2 357	264	146
592 STARCH, INULIN, GLUTEN, ETC	1 315	464	256	071 COFFEE AND SUBSTITUTES	68 212	31 052	17 309
598 MISC CHEMICAL PRODS NES	18 724	4 726	2 631	072 COCOA	2 239	1 002	550
621 MATERIALS OF RUBBER	244	402	223	263 COTTON	4 885	1 394	765
625 RUBBER TYRES, TUBES	324	185	100	764 TELECOM EQPT, PTS, ACC NES	1	121	72
628 RUBBER ARTICLES NES	497	970	542	781 PASS MOTOR VEH EXC BUSES	60	300	162
635 WOOD MANUFACTURES NES	45	87	50	EXPORTS			
641 PAPER AND PAPERBOARD	14 992	2 258	1 259	001 LIVE ANIMALS	6 905	2 855	1 602
642 ARTICLES OF PAPER ETC	538	515	286	022 MILK AND CREAM	16 520	3 526	1 946
651 TEXTILE YARN AND THREAD	83	140	79	023 BUTTER	150	57	31
652 COTTON FABRICS, WOVEN	266	115	62	035 FISH SALTED, DRIED, SMOKED	120	56	34
653 WOVN MAN-MADE FIB FABRIC	417	771	416	037 FISH ETC PREPD PRSVD NES	1 195	492	265
657 SPECIAL TEXTILE ETC PROD	489	653	364	054 VEG ETC FRSH, SPLY PRSVD	115	178	97
659 FLOOR COVERINGS ETC	110	118	65	061 SUGAR AND HONEY	140 021	5 331	2 929
662 CLAY, REFRACTORY BLDG PRD	4 362	919	503	232 NATURAL RUBBER, GUMS	500	90	49
663 OTH NONMETAL MINERAL MFS	1 174	551	308	269 WASTE OF TEXTILE FABRICS	1 337	363	205
664 GLASS	502	72	42	523 OTHR INORGANIC CHEMICALS	447	79	45

7 IMPORTS AND EXPORTS (SPECIAL TRADE) BY COUNTRIES OF PRODUCTION AND CONSUMPTION AND BY GROUPS OF THE SITC-REV. II 1987

GROUP DESCRIPTION	DT = 100 KG	1 000 DM	1 000 \$	GROUP DESCRIPTION	DT = 100 KG	1 000 DM	1 000 \$
531 SYNT DYE, NAT INDOGO, LAKES	97	429	250	941 ZOO ANIMALS, PETS	41	320	177
533 PIGMENTS, PAINTS, ETC	329	291	155	972 GOLD COIN	58		32
541 MEDICINAL ETC PRODUCTS	1 076	6 705	3 690				
554 SOAPS, CLEANING ETC PREPS	479	128	73	EXPORTS	305 898	119 433	66 869
562 FERTILIZERS MANUFACTURED	5 000	141	87				
583 PROD OF POLYMERIZING ETC	2 018	731	421	001 LIVE ANIMALS	723	416	255
591 PESTICIDES, DISINFECTANTS	1 395	2 015	1 091	022 MILK AND CREAM	5 222	1 116	654
598 MISC CHEMICAL PRODS NES	461	186	103	046 WHEAT ETC MEAL OR FLOUR	46 218	846	477
605 INDUSTRIAL PLANT, CHAP 73	47	85	47	054 VEG ETC FRSH, SMPLY PRSVD	362	494	273
621 MATERIALS OF RUBBER	460	395	215	061 SUGAR AND HONEY	26 863	863	499
625 RUBBER TYRES, TUBES	1 017	465	265	081 FEEDING STUFF FOR ANIMLS	710	59	36
635 WOOD MANUFACTURES NES	124	60	33	098 EDIBLE PRODCTS, PREPS NES	393	178	99
641 PAPER AND PAPERBOARD	2 657	597	331	112 ALCOHOLIC BEVERAGES	304	59	35
642 ARTICLES OF PAPER ETC	66	76	45	233 RUBBER, SYNTHETIC, RECLAIMD	3 413	696	400
657 SPECIAL TEXTILE ETC PROD	17	72	40	269 WASTE OF TEXTILE FABRICS	3 740	831	461
658 TEXTILE ARTICLES NES	40	114	60	273 STONE, SAND AND GRAVEL	3 700	93	52
662 CLAY, REFRACTORY BLDG PRD	1 906	241	132	274 SULPHUR ETC	4 900	293	159
665 GLASSWARE	27	84	46	278 OTHER CRUDE MINERALS	19 102	404	227
674 IRN, STL UNIV, PLATE, SHEET	2 016	371	217	292 CRUDE VEG MATERIALS NES	172	658	365
675 IRON, STEEL HOOP, STRIP	700	226	127	323 BRIQUETS, COKE, SEMI-COKE	4 934	216	119
677 IRN, STL WIRE EXCL W ROD	305	56	30	334 PETROLEUM PRODUCTS, REFIN	6 142	971	547
678 IRON, STL TUBES, PIPES, ETC	249	132	72	335 RESIDUAL PETRLM PROD NES	3 162	443	246
684 ALUMINIUM	234	158	96	411 ANIMAL OILS AND FATS	10 244	1 050	580
691 STRUCTURES AND PARTS NES	73	96	55	423 FIXED VEG DILS, SOFT	9 812	980	554
693 WIRE PRODUCTS NON ELECTR	404	112	60	431 PROCESD ANML VEG OIL, ETC	1 986	261	144
694 STL, COPPR NAILS, NUTS, ETC	143	104	56	511 HYDROCARBONS NES, DERIVS	162	61	33
695 TOOLS	737	1 280	726	512 ALCOHOLS, PHENOLS, ETC	173	71	39
696 CUTLERY	8	63	37	513 ORGANIC ACIDS, ETC	589	207	115
697 BASE MTL HOUSEHOLD EQUIP	19	107	61	514 NITROGEN-FUNCTN COMPOUNDS	2 331	1 030	567
699 OTHER METAL MANUFACTURES	109	193	110	515 ORG-INORG COMPOUNDS ETC	252	229	132
711 STEAM BOILERS & AUX PLNT	97	66	36	516 OTHER ORGANIC CHEMICALS	1 010	1 149	682
713 INTRNL COMBUS PISTN ENGN	213	944	526	522 INORG ELEMNTS, OXIDES, ETC	15 615	912	499
716 ROTATING ELECTRIC PLANT	188	519	291	523 OTHR INORGANIC CHEMICALS	21 716	1 270	718
722 TRACTORS NON-ROAD	2 804	3 085	1 700	531 SYNT DYE, NAT INDOGO, LAKES	455	1 971	1 093
723 CIVIL ENGINEERG EQUIP ETC	2 877	4 752	2 660	533 PIGMENTS, PAINTS, ETC	748	307	171
724 TEXTILE, LEATHER MACHNRY	44	417	236	541 MEDICINAL ETC PRODUCTS	1 317	6 747	3 767
725 PAPER ETC MILL MACHINERY	56	153	85	554 SOAPS, CLEANING ETC PREPS	2 905	1 024	565
726 PRINTG, BKBINDG MACHY, PTS	49	282	158	572 EXPLOSIVES, PYROTECH PROD	66	95	55
727 FOOD MACHRY NON-DOMESTIC	1 060	1 468	801	582 PROD OF CONDENSATION ETC	3 407	864	474
728 OTH MACHY FOR SPCL INDUS	1 133	2 387	1 339	583 PROD OF POLYMERIZING ETC	6 197	1 780	1 006
736 MACHINE TOOLS FOR METAL	273	932	516	585 PLASTIC MATERIALS NES	189	95	52
737 METALWORKING MACHNRY NES	45	61	33	591 PESTICIDES, DISINFECTANTS	7 793	7 214	3 995
741 HEATING, COOLING EQUIPMNT	109	580	319	592 STARCH, INULIN, GLUTEN, ETC	1 339	224	125
742 PUMPS FOR LIQUIDS ETC	173	377	206	598 MISC CHEMICAL PRODS NES	1 497	756	420
743 PUMPS NES, CENTRIFUGES ETC	354	1 380	759	612 LEATHER ETC MANUFACTURES	60	55	32
744 MECHANICAL HANDLING EQU	362	741	422	621 MATERIALS OF RUBBER	271	185	101
745 NONELEC MACHY, TOOLS NES	91	886	503	625 RUBBER TYRES, TUBES	966	686	387
749 NONELEC MACH PTS, ACC NES	567	775	430	628 RUBBER ARTICLES NES	118	289	160
751 OFFICE MACHINES	12	111	61	635 WOOD MANUFACTURES NES	102	60	33
752 AUTOMATIC DATA PROC EQUIP	4	119	50	641 PAPER AND PAPERBOARD	8 394	1 857	1 029
759 OFFICE & ADP MCH PTS, ACC	4	88	67	642 ARTICLES OF PAPER ETC	186	269	153
764 TELECOM EQPT, PTS, ACC NES	20	964	577	651 TEXTILE YARN AND THREAD	104	156	84
772 SWITCHGEAR ETC & PTS NES	59	398	223	652 COTTON FABRICS, WOVEN	22	80	46
773 ELECTR DISTRIBUTING MACH	57	56	31	653 WOVN MAN-MADE FIB FABRIC	161	442	242
774 ELECTRO-MEDCL, XRAY EQUIP	46	502	276	657 SPECIAL TEXTILE ETC PROD	251	643	358
778 ELECTRICAL MACHINERY NES	387	436	244	658 TEXTILE ARTICLES NES	115	149	84
781 PASS MOTOR VEH EXC BUSES	1 794	5 817	3 230	661 CEMENT ETC BUILDING PROD	1 528	107	57
782 LORRIES, SPCL MTR VEH NES	8 271	9 431	5 239	662 CLAY, REFRACTORY BLDG PRD	6 088	1 038	571
783 ROAD MOTOR VEHICLES NES	205	124	67	663 OTH NONMETAL MINERAL MFS	563	314	175
784 MOTOR VEHCL PTS, ACC NES	2 145	4 617	2 560	666 POTTERY	40	60	32
785 MOTOR & OTHER CYCLES ETC	126	541	320	671 PIG IRON ETC	5 895	388	213
786 VEH NES NONMOTR, TRAILERS	2 119	560	303	673 IRON AND STEEL SHAPES	7 205	601	344
791 RAILWAY VEHICLES	329	1 114	616	674 IRN, STL UNIV, PLATE, SHEET	3 218	296	165
812 PLUMB, HEATING, LGHTNG EQU	20	79	45	675 IRON, STEEL HOOP, STRIP	6 569	1 838	999
821 FURNITURE	161	192	110	678 IRON, STL TUBES, PIPES, ETC	2 771	754	433
842 MENS OUTERWEAR NOT KNIT	71	103	60	684 ALUMINIUM	625	450	251
848 HEADGEAR, NONXTL CLOTHNG	131	284	157	691 STRUCTURES AND PARTS NES	787	629	357
851 FOOTWEAR	266	353	190	692 METAL TANKS, BOXES, ETC	43	68	37
871 OPTICAL INSTRUMENTS	2	299	163	693 WIRE PRODUCTS NON ELECTR	601	219	123
872 MEDICAL INSTRUMENTS NES	156	332	179	694 STL, COPPR NAILS, NUTS, ETC	123	70	38
873 METERS & COUNTERS NES	2	113	63	695 TOOLS	610	1 252	702
874 MEASURING, CONTROLLING INSTR	131	1 153	646	697 BASE MTL HOUSEHOLD EQUIP	70	158	87
882 PHOTO, CINEMA SUPPLIES	19	93	51	699 OTHER METAL MANUFACTURES	620	731	413
892 PRINTED MATTER	51	69	36	700 INDUSTRIAL PLANT, CHAP 84	931	3 996	2 162
893 ARTICLES OF PLASTIC NES	418	139	75	703 INDUSTRIAL PLANT, CHAP 85	543	1 252	694
895 OFFICE SUPPLIES NES	64	497	270	712 STEAM ENGINES, TURBINES		62	34
				713 INTRNL COMBUS PISTN ENGN	197	2 079	1 218
				716 ROTATING ELECTRIC PLANT	292	804	468
				718 OTH POWER GENERATG MACHY	221	676	371
				721 AGRIC MACHY, EXC TRACTORS	1 128	1 347	742
				722 TRACTORS NON-ROAD	151	169	93
				723 CIVIL ENGINEERG EQUIP ETC	430	1 697	953
				724 TEXTILE, LEATHER MACHNRY	223	1 451	805
				725 PAPER ETC MILL MACHINERY	118	928	506
				726 PRINTG, BKBINDG MACHY, PTS	124	1 029	572
				727 FOOD MACHRY NON-DOMESTIC	59	246	139
				728 OTH MACHY FOR SPCL INDUS	566	1 825	1 014
				736 MACHINE TOOLS FOR METAL	456	1 285	707
				737 METALWORKING MACHNRY NES	29	147	82
				741 HEATING, COOLING EQUIPMNT	404	1 164	665
				742 PUMPS FOR LIQUIDS ETC	245	937	535
				743 PUMPS NES, CENTRIFUGES ETC	260	1 531	845
				744 MECHANICAL HANDLING EQU	897	824	459
				746 NONELEC MACHY, TOOLS NES	2 865	6 619	3 673
				749 NONELEC MACH PTS, ACC NES	717	1 927	1 070
				751 OFFICE MACHINES	59	400	226
				752 AUTOMATIC DATA PROC EQUIP	2	98	54
				759 OFFICE & ADP MCH PTS, ACC	22	130	73
				761 TELEVISION RECEIVERS	9	52	31
				763 SOUND RECORDRS, PHONOGRPH		58	32
				764 TELECOM EQPT, PTS, ACC NES	20	209	116
				771 ELECTRIC POWER MACHY NES	119	537	303
				772 SWITCHGEAR ETC & PTS NES	670	2 267	1 243
				773 ELECTR DISTRIBUTING MACH	539	304	173
				774 ELECTRO-MEDCL, XRAY EQUIP	6	118	70
TANZANIA							
IMPORTS	279 721	131 415	73 011				
034 FISH FRESH, CHILLED, FROZN	6	112	63	723 CIVIL ENGINEERG EQUIP ETC	430	1 697	953
054 VEG ETC FRSH, SMPLY PRSVD	850	298	159	724 TEXTILE, LEATHER MACHNRY	223	1 451	805
071 COFFEE AND SUBSTITUTES	201 658	108 425	60 218	725 PAPER ETC MILL MACHINERY	118	928	506
072 COCOA	16 029	6 325	3 529	726 PRINTG, BKBINDG MACHY, PTS	124	1 029	572
074 TEA AND MATE	323	149	86	727 FOOD MACHRY NON-DOMESTIC	59	246	139
075 SPICES	238	161	88	728 OTH MACHY FOR SPCL INDUS	566	1 825	1 014
081 FEEDING STUFF FOR ANIMLS	3 000	84	47	736 MACHINE TOOLS FOR METAL	456	1 285	707
121 TOBACCO UNMNFCTRD, REFUSE	4 801	2 926	1 652	737 METALWORKING MACHNRY NES	29	147	82
223 SEEDS FOR OTH FIXED OILS	3 958	272	150	741 HEATING, COOLING EQUIPMNT	404	1 164	665
248 WOOD SHAPED	1 234	682	377	742 PUMPS FOR LIQUIDS ETC	245	937	535
263 COTTON	9 190	3 002	1 670	743 PUMPS NES, CENTRIFUGES ETC	260	1 531	845
291 CRUDE ANIMAL MTRIALS NES	22	199	110	744 MECHANICAL HANDLING EQU	897	824	459
292 CRUDE VEG MATERIALS NES	1 182	657	367	746 NONELEC MACHY, TOOLS NES	2 865	6 619	3 673
431 PROCESD ANML VEG OIL, ETC	256	141	78	749 NONELEC MACH PTS, ACC NES	717	1 927	1 070
635 WOOD MANUFACTURES NES	269	170	97	751 OFFICE MACHINES	59	400	226
651 TEXTILE YARN AND THREAD	3 778	1 828	1 011	752 AUTOMATIC DATA PROC EQUIP	2	98	54
652 COTTON FABRICS, WOVEN	82	76	41	759 OFFICE & ADP MCH PTS, ACC	22	130	73
657 SPECIAL TEXTILE ETC PROD	29 752	3 713	2 037	761 TELEVISION RECEIVERS	9	52	31
667 PEARL, PREC-, SEMI-P STONE				763 SOUND RECORDRS, PHONOGRPH		58	32
682 COPPER EXC CEMENT COPPER	248	80	45	764 TELECOM EQPT, PTS, ACC NES	20	209	116
686 ZINC	493	80	43	771 ELECTRIC POWER MACHY NES	119	537	303
728 OTH MACHY FOR SPCL INDUS	36	68	37	772 SWITCHGEAR ETC & PTS NES	670	2 267	1 243
812 PLUMB, HEATING, LGHTNG EQU	362	212	122	773 ELECTR DISTRIBUTING MACH	539	304	173
846 UNDERWEAR KNITTED	251	331	183	774 ELECTRO-MEDCL, XRAY EQUIP	6	118	70

7 IMPORTS AND EXPORTS (SPECIAL TRADE) BY COUNTRIES OF PRODUCTION AND CONSUMPTION AND BY GROUPS OF THE SITC-REV. II 1987

GROUP DESCRIPTION	DT * 100 KG	1 000 DM	1 000 \$	GROUP DESCRIPTION	DT * 100 KG	1 000 DM	1 000 \$
775 HOUSEHOLD TYPE EQUIP NES	104	166	90	553 PERFUMERY, COSMETICS, ETC	56	77	42
776 TRANSISTORS, VALVES, ETC	14	164	96	554 SOAPS, CLEANING ETC PREPS	1 131	314	184
778 ELECTRICAL MACHINERY NES	922	1 272	720	582 PROD OF CONDENSATION ETC	1 543	322	188
781 PASS MOTOR VEH EXC BUSES	1 800	4 271	2 372	583 PROD OF POLYMERIZING ETC	3 871	889	495
782 LORRIES, SPCL MTR VEH NES	7 174	6 647	3 860	591 PESTICIDES, DISINFECTANTS	856	813	482
783 ROAD MOTOR VEHICLES NES	860	1 123	630	598 MISC CHEMICAL PRODS NES	81	71	39
784 MOTOR VEHCL PTS, ACC NES	752	2 466	1 377	625 RUBBER TYRES, TUBES	670	549	314
785 MOTOR & OTHER CYCLES ETC	143	270	155	641 PAPER AND PAPERBOARD	8 339	564	316
786 VEH NES NONMOTR, TRAILERS	2 953	1 732	976	642 ARTICLES OF PAPER ETC	111	89	49
791 RAILWAY VEHICLES	1 998	4 138	2 333	651 TEXTILE YARN AND THREAD	503	737	406
792 AIRCRAFT	28	223	133	677 IRN, STL WIRE EXCL W ROD	89	73	41
812 PLUMB, HEATING, LGHTNG EQU	148	181	100	684 ALUMINIUM	135	102	61
821 FURNITURE	494	396	221	693 WIRE PRODUCTS NON ELECTR	119	74	41
842 MENS OUTERWEAR NOT KNIT	18	76	39	695 TOOLS	143	477	261
843 WOMENS OUTERWEAR NONKNIT	18	134	73	713 INTRNL COMBUS PISTN ENGN	124	1 195	683
844 UNDERWEAR NOT KNIT	22	96	55	716 ROTATING ELECTRIC PLANT	967	2 658	1 454
845 OUTERWEAR KNIT NONELASTC	40	81	40	723 CIVIL ENGINEERG EQUIP ETC	276	516	282
846 UNDERWEAR KNITTED	28	103	57	724 TEXTILE, LEATHER MACHNRY	345	2 435	1 365
851 FOOTWEAR	184	199	110	726 PRINTG, BKBINDG MACHY, PTS	18	175	96
871 OPTICAL INSTRUMENTS	2	106	60	727 FOOD MACHRY NON-DOMESTIC	80	495	270
872 MEDICAL INSTRUMENTS NES	146	679	375	728 OTH MACHY FOR SPCL INDUS	47	218	122
874 MEASURNG, CONTROLNG INSTR	66	1 171	660	741 HEATING, COOLING EQUIPMNT	73	312	180
881 PHOTO APPAR & EQUIPT NES	3	124	72	742 PUMPS FOR LIQUIDS ETC	5	79	45
882 PHOTO, CINEMA SUPPLIES	144	482	273	743 PUMPS NES, CENTRIFUGES ETC	68	225	122
892 PRINTED MATTER	575	605	337	744 MECHANICAL HANDLING EQU	1 637	4 521	2 487
893 ARTICLES OF PLASTIC NES	2 053	837	485	745 NONELEC MACHY, TOOLS NES	97	653	355
894 TOYS, SPORTING GOODS, ETC	19	88	45	749 NONELEC MACH PTS, ACC NES	97	232	131
895 OFFICE SUPPLIES NES	18	80	46	764 TELECOM EQPT, PTS, ACC NES	5	260	153
898 MUSICAL INSTRUMENTS, PTS	27	115	66	772 SWITCHGEAR ETC & PTS NES	23	293	160
899 OTHER MANUFACTURED GOODS	22	107	59	773 ELECTR DISTRIBUTING MACH	320	279	162
				778 ELECTRICAL MACHINERY NES	619	1 123	630
SEYCHELLES				781 PASS MOTOR VEH EXC BUSES	407	1 350	699
IMPORTS	272	77	45	782 LORRIES, SPCL MTR VEH NES	4 733	7 196	3 934
EXPORTS	3 130	3 870	2 156	784 MOTOR VEHCL PTS, ACC NES	2 176	8 935	4 948
				843 WOMENS OUTERWEAR NONKNIT	14	167	84
541 MEDICINAL ETC PRODUCTS	11	157	92	846 UNDERWEAR KNITTED	54	96	47
551 ESSENTL OIL, PERFUME, ETC	37	68	38	848 HEADGEAR, NONTXTL CLOTHNG	5	94	52
554 SOAPS, CLEANING ETC PREPS	339	99	57	851 FOOTWEAR	160	156	80
583 PROD OF POLYMERIZING ETC	223	62	35	872 MEDICAL INSTRUMENTS NES	46	334	183
591 PESTICIDES, DISINFECTANTS	46	73	41	874 MEASURNG, CONTROLNG INSTR	9	133	75
665 GLASSWARE	677	190	115	882 PHOTO, CINEMA SUPPLIES	63	94	53
713 INTRNL COMBUS PISTN ENGN	27	74	43	884 OPTICAL GOODS NES	2	78	43
714 ENGINES & MOTORS NES	5	466	253	893 ARTICLES OF PLASTIC NES	36	66	37
727 FOOD MACHRY NON-DOMESTIC	29	217	122				
728 OTH MACHY FOR SPCL INDUS	89	434	231	MADAGASCAR			
744 MECHANICAL HANDLING EQU	112	99	55	IMPORTS	77 896	58 395	32 531
745 NONELEC MACHY, TOOLS NES	14	54	32	057 FRUIT, NUTS, FRESH, DRIED	337	193	117
764 TELECOM EQPT, PTS, ACC NES	14	299	163	071 COFFEE AND SUBSTITUTES	21 314	9 731	5 361
821 FURNITURE	24	75	44	072 COCOA	2 233	821	478
872 MEDICAL INSTRUMENTS NES	21	120	65	075 SPICES	10 018	28 766	16 036
874 MEASURNG, CONTROLNG INSTR	14	173	94	265 VEG FIBRE, EXCL COTN JUTE	3 364	254	144
884 OPTICAL GOODS NES		76	42	278 OTHER CRUDE MINERALS	16 224	3 738	2 087
892 PRINTED MATTER	69	97	55	292 CRUDE VEG MATERIALS NES	3 467	1 570	867
				551 ESSENTL OIL, PERFUME, ETC	1 245	678	372
BRIT IND OC				652 COTTON FABRICS, WOVEN	12 720	8 452	4 726
EXPORTS	650	251	143	657 SPECIAL TEXTILE ETC PROD			
821 FURNITURE	649	226	130	659 FLOOR COVERINGS ETC	76	67	38
				663 OTH NONMETAL MINERAL MFS	7	137	79
MOZAMBIQUE				667 PEARL, PREC-, SEMI-P STONE			
IMPORTS	26 014	6 299	3 509	773 ELECTR DISTRIBUTING MACH	6	143	79
036 SHELL FISH FRESH, FROZEN	48	66	36	845 OUTERWEAR KNIT NONELASTC	12	55	30
057 FRUIT, NUTS, FRESH, DRIED	4 946	2 979	1 676	941 ZOO ANIMALS, PETS	1	78	44
074 TEA AND MATE	1 337	668	367				
247 OTH WOOD ROUGH, SQUARED	12 248	1 528	830	EXPORTS	98 330	46 991	26 429
273 STONE, SAND AND GRAVEL	2 628	115	31	022 MILK AND CREAM	11 340	2 757	1 528
287 BASE METAL ORES, CONC NES	12	57	31	023 BUTTER	1 100	1 007	542
424 FIXED VEG OIL NONSOFT	2 727	255	148	037 FISH ETC PREPD PRSVD NES	1 000	417	237
635 WOOD MANUFACTURES NES	657	108	59	048 CEREAL ETC PREPARATIONS	400	57	31
667 PEARL, PREC-, SEMI-P STONE				054 VEG ETC FRSH, SMPLY PRSVD	84	77	43
682 COPPER EXC CEMENT COPPER	780	230	133	266 SYNTHETIC FIBRE TO SPIN	3 824	1 213	664
				269 WASTE OF TEXTILE FABRICS	200	100	55
EXPORTS	153 927	63 910	35 566	274 SULPHUR ETC	4 800	217	121
014 MEAT PREPD, PRSVD, NES ETC	278	193	106	292 CRUDE VEG MATERIALS NES	58	125	73
022 MILK AND CREAM	32 296	7 163	4 075	335 RESIDUAL PETRLM PROD NES	6 506	726	417
023 BUTTER	1 891	1 424	786	423 FIXED VEG OILS, SOFT	2 550	302	167
035 FISH SALTED, DRIED, SMOKED	150	70	38	511 HYDROCARBONS NES, DERIVS	418	145	79
041 WHEAT ETC UNMILLED	30 000	581	323	514 NITROGEN-FUNCTN COMPOUNDS	103	122	68
046 WHEAT ETC MEAL OR FLOUR	2 600	156	96	515 ORG-INORG COMPOUNDS ETC	103	103	57
048 CEREAL ETC PREPARATIONS	2 078	356	196	516 OTHER ORGANIC CHEMICALS	38	66	35
061 SUGAR AND HONEY	3 095	223	123	522 INORG ELEMNTS, OXIDES, ETC	2 331	666	365
098 EDIBLE PRODUCTS, PREPS NES	188	111	62	523 OTHR INORGANIC CHEMICALS	1 608	181	106
112 ALCOHOLIC BEVERAGES	3 867	570	320	531 SYNT DYE, NAT INDGO, LAKES	452	1 740	992
233 RUBBER, SYNTHETIC, RECLAIMD	603	103	56	532 DYES NES, TANNING PRODS	613	166	91
266 SYNTHETIC FIBRE TO SPIN	695	282	154	533 PIGMENTS, PAINTS, ETC	747	534	293
267 OTHER MAN-MADE FIBRES	826	354	195	541 MEDICINAL ETC PRODUCTS	130	635	343
269 WASTE OF TEXTILE FABRICS	587	294	179	554 SOAPS, CLEANING ETC PREPS	329	155	84
292 CRUDE VEG MATERIALS NES	79	94	52	562 FERTILIZERS MANUFACTURED	15 264	436	238
334 PETROLEUM PRODUCTS, REFIN	2 655	505	281	582 PROD OF CONDENSATION ETC	2 465	714	405
335 RESIDUAL PETRLM PROD NES	951	147	81	583 PROD OF POLYMERIZING ETC	3 105	814	452
423 FIXED VEG OILS, SOFT	13 951	1 275	719	584 CELLULOSE DERIVATIVES ETC	83	74	40
511 HYDROCARBONS NES, DERIVS	381	92	49	585 PLASTIC MATERIALS NES	113	66	35
512 ALCOHOLS, PHENOLS, ETC	416	72	42	591 PESTICIDES, DISINFECTANTS	435	571	318
514 NITROGEN-FUNCTN COMPOUNDS	1 028	1 037	584	592 STARCH, INULIN, GLUTEN, ETC	1 574	134	73
515 ORG-INORG COMPOUNDS ETC	330	586	316	598 MISC CHEMICAL PRODS NES	2 637	1 562	874
523 OTHR INORGANIC CHEMICALS	20 843	660	365	612 LEATHER ETC MANUFACTURES	3	58	35
531 SYNT DYE, NAT INDGO, LAKES	202	705	386	621 MATERIALS OF RUBBER	405	364	209
533 PIGMENTS, PAINTS, ETC	66	94	51	625 RUBBER TYRES, TUBES	328	300	171
541 MEDICINAL ETC PRODUCTS	1 430	5 222	2 919	628 RUBBER ARTICLES NES	83	318	180
				641 PAPER AND PAPERBOARD	2 752	360	199
				642 ARTICLES OF PAPER ETC	80	86	44
				651 TEXTILE YARN AND THREAD	60	71	39
				657 SPECIAL TEXTILE ETC PROD	9	63	37

7 IMPORTS AND EXPORTS (SPECIAL TRADE) BY COUNTRIES OF PRODUCTION AND CONSUMPTION AND BY GROUPS OF THE SITC-REV. II 1987

GROUP DESCRIPTION	DT = 100 KG	1 000 DM	1 000 \$	GROUP DESCRIPTION	DT = 100 KG	1 000 DM	1 000 \$
662 CLAY,REFRACTORY BLDG PRD	2 545	152	90	736 MACHINE TOOLS FOR METAL	40	106	60
663 OTH NONMETAL MINERAL MFS	66	98	51	741 HEATING, COOLING EQUIPMNT	80	298	166
665 GLASSWARE	58	118	64	743 PUMPS NES,CENTRIFUGES ETC	45	116	65
666 POTTERY	55	59	33	744 MECHANICAL HANDLING EQU	872	893	501
673 IRON AND STEEL SHAPES	5 946	437	256	745 NONELEC MACHY, TOOLS NES	210	1 139	630
674 IRN, STL UNIV, PLATE, SHEET	4 260	818	480	749 NONELEC MACH PTS, ACC NES	333	353	202
684 ALUMINIUM	66	120	67	751 OFFICE MACHINES	99	610	343
681 STRUCTURES AND PARTS NES	51	60	34	752 AUTOMTIC DATA PROC EQUIP	7	92	52
695 TOOLS	145	363	199	759 OFFICE & ADP MCH PTS, ACC	3	65	32
699 OTHER METAL MANUFACTURES	2 645	987	543	761 TELEVISION RECEIVERS	608	1 757	995
713 INTRNL COMBUS PISTN ENGN	308	1 753	985	763 SOUND RECORDRS, PHONOGRPH	19	233	130
721 AGRIC MACHY, EXC TRACTORS	39	154	84	764 TELECOM EQPT, PTS, ACC NES	7	177	100
722 TRACTORS NON-ROAD	1 731	1 928	1 052	775 HOUSEHOLD TYPE EQUIP NES	207	400	222
723 CIVIL ENGINEERG EQUIP ETC	378	424	234	778 ELECTRICAL MACHINERY NES	628	909	514
724 TEXTILE, LEATHER MACHNRY	1 737	6 381	3 758	781 PASS MOTOR VEH EXC BUSES	8 998	20 158	11 391
726 PRINTG, BKBINDG MACHY, PTS	15	153	85	782 LORRIES, SPCL MTR VEH NES	4 385	6 022	3 395
727 FOOD MACHRY NON-DOMESTIC	96	330	184	783 ROAD MOTOR VEHICLES NES	260	349	195
728 OTH MACHY FOR SPCL INDUS	69	395	220	784 MOTOR VEHCL PTS, ACC NES	1 018	3 284	1 834
736 MACHINE TOOLS FOR METAL	33	185	101	821 FURNITURE	223	113	63
741 HEATING, COOLING EQUIPMNT	458	1 043	608	831 TRAVEL GOODS, HANDBAGS	22	111	59
742 PUMPS FOR LIQUIDS ETC	19	181	87	871 OPTICAL INSTRUMENTS	10	278	159
743 PUMPS NES, CENTRIFUGES ETC	89	320	175	872 MEDICAL INSTRUMENTS NES	2	71	39
744 MECHANICAL HANDLING EQU	80	99	53	874 MEASURNG, CONTROLNG INSTR	5	119	59
745 NONELEC MACHY, TOOLS NES	343	1 372	756	881 PHOTO APPAR & EQUIPT NES	58	237	132
749 NONELEC MACH PTS, ACC NES	93	531	301	882 PHOTO, CINEMA SUPPLIES	410	791	440
751 OFFICE MACHINES	11	67	40	893 ARTICLES OF PLASTIC NES	1 565	1 189	648
752 AUTOMTIC DATA PROC EQUIP	4	59	31	894 TOYS, SPORTING GOODS, ETC	57	153	84
764 TELECOM EQPT, PTS, ACC NES	6	143	80	895 OFFICE SUPPLIES NES	44	243	129
772 SWITCHGEAR ETC & PTS NES	24	223	125	897 GOLD, SILVER WARE, JEWELRY	71	71	41
773 ELECTR DISTRIBUTING MACH	269	142	79	899 OTHER MANUFACTURED GOODS	225	367	202
774 ELECTRO-MEDCL, XRAY EQUIP	1	107	59				
778 ELECTRICAL MACHINERY NES	40	242	137	MAURITIUS			
781 PASS MOTOR VEH EXC BUSES	437	1 136	628				
782 LORRIES, SPCL MTR VEH NES	1 257	1 957	1 095	IMPORTS	62 733	135 788	75 824
784 MOTOR VEHCL PTS, ACC NES	558	2 134	1 213				
785 MOTOR & OTHER CYCLES ETC	50	50	30	034 FISH FRESH, CHILLED, FROZN	674	388	214
786 VEH NES NONMOTR, TRAILERS	392	282	156	037 FISH ETC PREPD PRSVD NES	1 359	696	383
793 SHIPS AND BOATS	810	1 620	964	057 FRUIT, NUTS, FRESH, DRIED	232	201	122
812 PLUMBG, HEATNG, LGHTNG EQU	18	135	75	061 SUGAR AND HONEY	25 051	3 477	1 926
821 FURNITURE	45	151	85	074 TEA AND MATE	662	387	224
872 MEDICAL INSTRUMENTS NES	43	281	154	289 PREC METAL ORE, WASTE NES	1	61	35
874 MEASURNG, CONTROLNG INSTR	13	421	237	292 CRUDE VEG MATERIALS NES	60	151	87
881 PHOTO APPAR & EQUIPT NES	3	61	30	635 WOOD MANUFACTURES NES	16	92	52
882 PHOTO, CINEMA SUPPLIES	169	194	108	642 ARTICLES OF PAPER ETC	8	69	38
892 PRINTED MATTER	35	61	32	651 TEXTILE YARN AND THREAD	9 748	5 977	3 335
893 ARTICLES OF PLASTIC NES	136	143	77	699 OTHER METAL MANUFACTURES	24	645	361
895 OFFICE SUPPLIES NES	26	62	35	842 MENS OUTERWEAR NOT KNIT	2 307	17 590	9 762
				843 WOMENS OUTERWEAR NONKNIT	778	2 809	1 575
REUNION				844 UNDERWEAR NOT KNIT	138	531	305
IMPORTS	33 952	6 379	3 586	845 UNDERWEAR KNIT NONELASTC	15 145	66 521	37 219
				846 UNDERWEAR KNITTED	5 140	19 752	11 000
061 SUGAR AND HONEY	8 879	1 781	1 017	847 TXTL CLTHNG ACCESRYS NES	172	303	174
074 TEA AND MATE	458	135	848	848 HEADGEAR, NONTXTL CLTHNG	14	125	68
075 SPICES	22	171	79	884 OPTICAL GOODS NES	77	887	493
112 ALCOHOLIC BEVERAGES	23 998	3 741	2 092	885 WATCHES AND CLOCKS	100	9 694	5 424
248 WOOD SHAPED	518	55	30	894 TOYS, SPORTING GOODS, ETC	429	2 181	1 213
667 PEARL, PREC-, SEMI-P STONE	.	.	.	897 GOLD, SILVER WARE, JEWELRY	11	2 338	1 307
				899 OTHER MANUFACTURED GOODS	7	98	55
EXPORTS	76 451	59 643	33 422	971 GOLD, NON MONETARY NES	93	93	50
				EXPORTS	83 950	86 664	48 360
035 FISH SALTED, DRIED, SMOKED	313	247	142				
048 CEREAL ETC PREPARATIONS	246	151	85	011 MEAT FRESH, CHILLD, FROZEN	3 574	975	559
062 SUGAR PREPS NON-COCOA	164	93	51	022 MILK AND CREAM	500	123	66
098 EDIBLE PRODUCTS, PREPS NES	519	418	228	054 VEG ETC FRSH, SMPLY PRSVD	140	92	50
122 TOBACCO MFRS	146	238	129	091 MARGARINE AND SHORTENING	9 840	1 312	740
233 RUBBER, SYNTHTIC, RECLAIMD	310	73	43	098 EDIBLE PRODUCTS, PREPS NES	170	229	126
278 OTHER CRUDE MINERALS	11 193	307	176	334 PETROLEUM PRODUCTS, REFIN	312	94	50
292 CRUDE VEG MATERIALS NES	69	83	45	335 RESIDUAL PETRLM PROD NES	1 128	116	66
423 FIXED VEG OILS, SOFT	1 111	144	78	423 FIXED VEG OILS, SOFT	1 928	226	127
514 NITROGEN-FNCTN COMPOUNDS	892	368	208	424 FIXED VEG OIL NONSOFT	1 317	180	102
516 OTHER ORGANIC CHEMICALS	145	187	103	431 PROCESD ANML VEG OIL, ETC	8 143	1 120	618
522 INORG ELEMNTS, OXIDES, ETC	239	92	50	512 ALCOHOLS, PHENOLS, ETC	234	103	56
531 SYNT DYE, NAT INDOGO, LAKES	46	281	157	513 ORGANIC ACIDS, ETC	2 946	723	412
533 PIGMENTS, PAINTS, ETC	130	139	78	514 NITROGEN-FNCTN COMPOUNDS	976	816	455
553 PERFUMERY, COSMETICS, ETC	51	60	32	522 INORG ELEMNTS, OXIDES, ETC	471	177	99
554 SDAPS, CLEANING ETC PREPS	388	135	74	523 OTHR INORGANIC CHEMICALS	6 310	380	215
582 PROD OF CONDENSATION ETC	2 089	504	280	531 SYNT DYE, NAT INDOGO, LAKES	1 120	4 455	2 464
583 PROD OF POLYMERIZING ETC	5 215	1 494	836	532 DYES NES, TANNING PRODS	116	110	62
591 PESTICIDES, DISINFECTANTS	1 410	1 427	797	533 PIGMENTS, PAINTS, ETC	238	273	150
592 STARCH, INULIN, GLUTEN, ETC	480	312	175	541 MEDICINAL ETC PRODUCTS	268	1 668	927
598 MISC CHEMICAL PRODS NES	2 015	480	268	551 ESSENTL OIL, PERFUME, ETC	38	432	238
625 RUBBER TYRES, TUBES	599	401	220	553 PERFUMERY, COSMETICS, ETC	73	113	62
642 ARTICLES OF PAPER ETC	167	209	118	554 SOAPS, CLEANING ETC PREPS	1 088	584	319
652 COTTON FABRICS, WOVEN	106	250	141	572 EXPLOSIVES, PYROTECH PROD	310	608	351
653 WOVN MAN-MADE FIB FABRIC	135	441	243	582 PROD OF CONDENSATION ETC	1 194	572	315
655 KNIT ETC FABRICS	40	63	37	583 PROD OF POLYMERIZING ETC	14 387	2 624	1 473
657 SPECIAL TEXTILE ETC PROD	118	127	71	584 CELLULOSE DERIVATIVES ETC	108	114	64
662 CLAY, REFRACTORY BLDG PRD	2 727	431	241	591 PESTICIDES, DISINFECTANTS	556	878	489
664 GLASS	3 602	506	283	592 STARCH, INULIN, GLUTEN, ETC	80	91	52
673 IRON AND STEEL SHAPES	1 436	104	56	598 MISC CHEMICAL PRODS NES	1 884	886	493
674 IRN, STL UNIV, PLATE, SHEET	14 785	1 226	672	621 MATERIALS OF RUBBER	148	91	48
681 STRUCTURES AND PARTS NES	488	321	182	628 RUBBER ARTICLES NES	40	90	53
695 TOOLS	97	227	130	641 PAPER AND PAPERBOARD	5 181	1 128	634
697 BASE MTL HOUSEHOLD EQUIP	687	301	165	642 ARTICLES OF PAPER ETC	95	94	51
699 OTHER METAL MANUFACTURES	191	266	144	651 TEXTILE YARN AND THREAD	169	418	234
713 INTRNL COMBUS PISTN ENGN	26	150	82	652 COTTON FABRICS, WOVEN	332	1 083	616
721 AGRIC MACHY, EXC TRACTORS	373	537	294	653 WOVN MAN-MADE FIB FABRIC	552	1 663	929
722 TRACTORS NON-ROAD	199	226	123	654 CTH WOVEN TEXTILE FABRIC	961	8 006	4 452
723 CIVIL ENGINEERG EQUIP ETC	1 109	1 387	768	655 KNIT ETC FABRICS	457	1 628	928
724 TEXTILE, LEATHER MACHNRY	47	194	108	656 LACE, RIBBONS, TULLE, ETC	93	409	234
725 PAPER ETC MILL MACHINERY	31	61	34	657 SPECIAL TEXTILE ETC PROD	485	1 003	560
726 PRINTG, BKBINDG MACHY, PTS	158	803	444	663 OTH NONMETAL MINERAL MFS	229	162	92
727 FOOD MACHRY NON-DOMESTIC	39	170	92	665 GLASSWARE	249	132	73
728 OTH MACHY FOR SPCL INDUS	672	2 240	1 269	682 COPPER EXC CEMENT COPPER	105	80	45

7 IMPORTS AND EXPORTS (SPECIAL TRADE) BY COUNTRIES OF PRODUCTION AND CONSUMPTION AND BY GROUPS OF THE SITC-REV. II 1987

GROUP DESCRIPTION	DT * 100 KG	1 000 DM	1 000 \$	GROUP DESCRIPTION	DT * 100 KG	1 000 DM	1 000 \$
684 ALUMINIUM	127	193	110	EXPORTS	92 865	80 147	44 567
692 METAL TANKS, BOXES, ETC	235	533	294				
695 TOOLS	231	542	303	014 MEAT PREPD, PRSVD, NES ETC	39	70	38
696 CUTLERY	31	79	47	022 MILK AND CREAM	2 530	578	339
699 OTHER METAL MANUFACTURES	492	926	526	035 FISH SALTED, DRIED, SMOKED	110	58	31
711 STEAM BOILERS & AUX PLNT	6	60	34	081 FEEDING STUFF FOR ANIMALS	297	168	94
712 STEAM ENGINES, TURBINES	151	609	328	112 ALCOHOLIC BEVERAGES	774	158	87
713 INTRNL COMBUS PISTN ENGN	10	165	98	233 RUBBER, SYNTHETIC, RECLAIMD	329	149	81
716 ROTATING ELECTRIC PLANT	25	1 128	636	266 SYNTHETIC FIBRE TO SPIN	734	307	176
721 AGRIC MACHY, EXC TRACTORS	253	152	88	269 WASTE OF TEXTILE FABRICS	224	66	36
722 TRACTORS NON-ROAD	150	274	153	274 SULPHUR ETC	3 236	122	70
723 CIVIL ENGINEERG EQUIP ETC	342	394	222	292 CRUDE VEG MATERIALS NES	205	735	420
724 TEXTILE, LEATHER MACHNRY	1 702	7 604	4 231	334 PETROLEUM PRODUCTS, REFIN	265	152	83
726 PRINTG, BKBINDG MACHY, PTS	168	773	424	335 RESIDUAL PETRLM PROD NES	1 294	257	141
728 OTH MACHY FOR SPCL INDUS	280	778	436	512 ALCOHOLS, PHENOLS, ETC	704	227	124
736 MACHINE TOOLS FOR METAL	78	140	76	514 NITROGEN-FUNCTN COMPOUNDS	458	353	205
737 METALWORKING MACHNRY NES	27	114	66	515 ORG-INORG COMPOUNDS ETC	10 140	2 054	1 118
741 HEATING, COOLING EQUIPMNT	1 481	1 799	1 013	516 OTHER ORGANIC CHEMICALS	53	67	37
742 PUMPS FOR LIQUIDS ETC	17	138	75	522 INORG ELEMNTS, OXIDES, ETC	84	67	35
743 PUMPS NES, CENTRIFUGES ETC	224	1 093	600	523 OTHR INORGANIC CHEMICALS	11 732	412	228
744 MECHANICAL HANDLING EQU	41	80	46	531 SYNT DYE, NAT INDGO, LAKES	194	641	353
745 NONELEC MACHY, TOOLS NES	217	900	494	532 DYES NES, TANNING PRODS	299	77	42
749 NONELEC MACH PTS, ACC NES	441	987	542	533 PIGMENTS, PAINTS, ETC	58	70	38
751 OFFICE MACHINES	19	77	42	541 MEDICINAL ETC PRODUCTS	115	961	538
752 AUTOMTIC DATA PROC EQUIP	5	109	63	551 ESSENTL OIL, PERFUME, ETC	27	61	33
761 TELEVISION RECEIVERS	112	277	170	554 SOAPS, CLEANING ETC PREPS	416	148	80
764 TELECOM EQPT, PTS, ACC NES	24	696	395	572 EXPLOSIVES, PYROTECH PROD	298	294	165
772 SWITCHGEAR ETC & PTS NES	13	80	41	683 PROD OF POLYMERIZING ETC	8 835	2 474	1 404
774 ELECTRO-MEDCL, XRAY EQUIP	30	150	87	591 PESTICIDES, DISINFECTANTS	230	560	306
775 HOUSEHOLD TYPE EQUIP NES	34	96	53	592 STARCH, INULIN, GLUTEN, ETC	219	58	33
776 ELECTRICAL MACHINERY NES	48	512	283	598 MISC CHEMICAL PRODS NES	4 355	1 656	923
781 PASS MOTOR VEH EXC BUSES	1 014	2 352	1 344	621 MATERIALS OF RUBBER	332	101	57
782 LORRIES, SPCL MTR VEH NES	655	248	137	628 RUBBER ARTICLES NES	4 485	3 594	1 974
784 MOTOR VEHCL PTS, ACC NES	158	536	296	641 PAPER AND PAPERBOARD	235	69	41
785 MOTOR & OTHER CYCLES ETC	177	239	130	642 ARTICLES OF PAPER ETC	36	63	34
793 SHIPS AND BOATS	3 753	10 000	5 522	651 TEXTILE YARN AND THREAD	34	186	105
821 FURNITURE	62	1 052	620	652 COTTON FABRICS, WOVEN	30	130	73
847 TXTL CLTHNG ACCESRY NES	56	346	193	653 WOVN MAN-MADE FIB FABRIC	95	381	216
872 MEDICAL INSTRUMENTS NES	53	273	151	654 OTH WOVEN TEXTILE FABRIC	22	86	45
874 MEASURNG, CONTROLNG INSTR	14	363	198	656 LACE, RIBBONS, TULLE, ETC	9	75	42
881 PHOTO APPAR & EQUIPT NES	12	72	41	657 SPECIAL TEXTILE ETC PROD	167	414	235
882 PHOTO, CINEMA SUPPLIES	365	734	407	662 CLAY, REFRACTORY BLDG PRD	1 423	357	197
884 OPTICAL GOODS NES	7	240	135	665 GLASSWARE	19	60	30
885 WATCHES AND CLOCKS	25	4 099	2 283	674 IRN, STL UNIV, PLATE, SHEET	7 034	642	376
892 PRINTED MATTER	189	275	149	676 RAILWAY RAILS ETC IRN, STL	79	56	31
893 ARTICLES OF PLASTIC NES	380	633	353	678 IRON, STL TUBES, PIPES, ETC	213	173	96
894 TOYS, SPORTING GOODS, ETC	91	271	155	691 STRUCTURES AND PARTS NES	1 308	668	373
895 OFFICE SUPPLIES NES	65	186	103	692 METAL TANKS, BOXES, ETC	147	312	178
897 GOLD, SILVER WARE, JEWELRY	23	5 433	3 037	695 TOOLS	662	3 960	2 221
898 MUSICAL INSTRUMENTS, PTS	18	84	45	699 OTHER METAL MANUFACTURES	341	591	326
899 OTHER MANUFACTURED GOODS	45	224	124	711 STEAM BOILERS & AUX PLNT	10	80	44
971 GOLD, NON MONETARY NES		406	219	713 INTRNL COMBUS PISTN ENGN	40	293	160
COMOROS				716 ROTATING ELECTRIC PLANT	375	1 081	593
IMPORTS	2 149	3 913	2 169	721 AGRIC MACHY, EXC TRACTORS	81	129	73
075 SPICES	2 145	3 906	2 165	722 TRACTORS NON-ROAD	702	785	433
EXPORTS	20 604	3 353	1 860	723 CIVIL ENGINEERG EQUIP ETC	3 069	4 977	2 759
011 MEAT FRESH, CHILLD, FROZEN	6 981	736	414	724 TEXTILE, LEATHER MACHNRY	707	2 455	1 401
022 MILK AND CREAM	1 000	244	132	726 PRINTG, BKBINDG MACHY, PTS	83	517	286
037 FISH ETC PREPD PRSVD NES	900	390	213	727 FOOD MACHRY NON-DOMESTIC	263	912	505
047 OTHER CEREAL MEALS, FLOUR	5 900	393	217	728 OTH MACHY FOR SPCL INDUS	410	1 683	930
061 SUGAR AND HONEY	4 000	203	112	736 MACHINE TOOLS FOR METAL	236	1 054	585
423 FIXED VEG OILS, SOFT	900	107	57	741 HEATING, COOLING EQUIPMNT	86	620	343
591 PESTICIDES, DISINFECTANTS	106	149	86	742 PUMPS FOR LIQUIDS ETC	417	1 668	915
652 COTTON FABRICS, WOVEN	59	191	107	743 PUMPS NES, CENTRIFUGES ETC	339	1 441	816
655 KNIT ETC FABRICS	48	74	41	744 MECHANICAL HANDLING EQU	201	1 459	798
723 CIVIL ENGINEERG EQUIP ETC	154	127	74	745 NONELEC MACHY, TOOLS NES	1 877	5 130	2 822
726 PRINTG, BKBINDG MACHY, PTS	26	148	81	749 NONELEC MACH PTS, ACC NES	475	1 533	867
728 OTH MACHY FOR SPCL INDUS	339	297	165	751 OFFICE MACHINES	53	385	212
892 PRINTED MATTER	18	73	40	752 AUTOMTIC DATA PROC EQUIP	14	284	165
MAYOTTE				759 OFFICE & ADP MCH PTS, ACC	9	183	101
IMPORTS	6	21	13	764 TELECOM EQPT, PTS, ACC NES	361	4 966	2 767
EXPORTS	13	28	15	771 ELECTRIC POWER MACHY NES	33	143	78
ZAMBIA				772 SWITCHGEAR ETC & PTS NES	236	1 524	851
IMPORTS	106 131	47 845	27 215	773 ELECTR DISTRIBUTING MACH	5 847	3 186	1 732
034 FISH FRESH, CHILLED, FROZN		137	76	778 ELECTRICAL MACHINERY NES	610	1 014	554
054 VEG ETC FRSH, SMPLY PRSVD	292	108	55	781 PASS MOTOR VEH EXC BUSES	1 100	2 944	1 648
057 FRUIT, NUTS, FRESH, DRIED	6 741	1 083	594	782 LORRIES, SPCL MTR VEH NES	2 974	5 331	2 947
071 COFFEE AND SUBSTITUTES	2 532	1 602	889	783 ROAD MOTOR VEHICLES NES	588	967	531
075 SPICES	117	67	38	784 MOTOR VEHCL PTS, ACC NES	1 031	2 887	1 631
121 TOBACCO UNMNFCTRD, REFUSE	10 855	8 377	4 851	785 MOTOR & OTHER CYCLES ETC	16	60	35
288 NONFERR METAL SCRAP NES	602	422	238	786 VEH NES NONMOTR, TRAILERS	2 267	1 543	857
292 CRUDE VEG MATERIALS NES	214	105	62	791 RAILWAY VEHICLES	427	639	346
652 COTTON FABRICS, WOVEN	118	75	39	821 FURNITURE	111	114	67
667 PEARL, PREC-, SEMI-P STONE				847 TXTL CLTHNG ACCESRY NES	24	177	101
682 COPPER EXC CEMENT COPPER	82 169	26 524	15 156	851 FOOTWEAR	16	77	40
689 NON-FER BASE METALS NES	1 936	4 750	2 674	871 OPTICAL INSTRUMENTS	1	121	67
743 PUMPS NES, CENTRIFUGES ETC	9	166	92	872 MEDICAL INSTRUMENTS NES	93	218	120
792 AIRCRAFT	1	83	46	874 MEASURNG, CONTROLNG INSTR	38	734	420
874 MEASURNG, CONTROLNG INSTR	1	240	132	882 PHOTO, CINEMA SUPPLIES	60	106	61
961 COIN NONGOLD, NONCURRENT		88	48	892 PRINTED MATTER	58	66	36
971 GOLD, NON MONETARY NES	1	1 584	874	893 ARTICLES OF PLASTIC NES	23	56	32
				894 TOYS, SPORTING GOODS, ETC	9	71	37
				895 OFFICE SUPPLIES NES	55	204	112
				899 OTHER MANUFACTURED GOODS	6	96	54
				971 GOLD, NON MONETARY NES		68	37
				ZIMBABWE			
				IMPORTS	941 456	281 688	157 112
				011 MEAT FRESH, CHILLD, FROZEN	47 795	43 105	24 049
				054 VEG ETC FRSH, SMPLY PRSVD	778	207	112
				057 FRUIT, NUTS, FRESH, DRIED	12 326	1 296	715
				058 FRUIT PRESERVED, PREPARED	1 338	297	163
				071 COFFEE AND SUBSTITUTES	38 191	18 964	10 618

7 IMPORTS AND EXPORTS (SPECIAL TRADE) BY COUNTRIES OF PRODUCTION AND CONSUMPTION AND BY GROUPS OF THE SITC-REV. II 1987

GROUP DESCRIPTION	DT * 100 KG	1 000 DM	1 000 \$	GROUP DESCRIPTION	DT * 100 KG	1 000 DM	1 000 \$
074 TEA AND MATE	1 871	622	346	725 PAPER ETC MILL MACHINERY	81	380	222
121 TOBACCO UNMNFCTRD, REFUSE	101 477	64 792	36 652	726 PRINTG, BKBDNG MACHY, PTS	128	898	496
263 COTTON	91 115	23 023	13 015	727 FOOD MACHRY NON-DOMESTIC	15	160	94
273 STONE, SAND AND GRAVEL	1 897	90	49	728 OTH MACHY FOR SPCL INDUS	543	4 304	2 538
278 OTHER CRUDE MINERALS	111 785	9 705	5 398	736 MACHINE TOOLS FOR METAL	837	3 317	1 834
287 BASE METAL ORES, CONC NES	525	1 057	569	737 METALWORKING MACHNRY NES	96	123	69
288 NONFERR METAL SCRAP NES	3 172	6 742	3 690	741 HEATING, COOLING EQUIPMNT	1 169	2 320	1 286
289 PREC METAL ORE, WASTE NES	49	3 754	2 068	742 PUMPS FOR LIQUIDS ETC	193	608	342
291 CRUDE ANIMAL MTRIALS NES	27	117	63	743 PUMPS NES, CENTRIFUGES ETC	486	2 112	1 179
292 CRUDE VEG MATERIALS NES	144	196	110	744 MECHANICAL HANDLING EQU	571	1 511	833
651 TEXTILE YARN AND THREAD	23 117	10 863	6 108	745 NONELEC MACHY, TOOLS NES	147	783	434
652 COTTON FABRICS, WOVEN	1 422	745	421	749 NONELEC MACH PTS, ACC NES	183	1 181	656
658 TEXTILE ARTICLES NES	455	557	311	751 OFFICE MACHINES	30	277	153
667 PEARL, PREC-, SEMI-P STONE	-	-	-	752 AUTOMTIC DATA PROC EQUIP	33	587	329
671 PIG IRON ETC	451 051	63 075	34 695	759 OFFICE & ADP MCH PTS, ACC	5	231	125
677 IRN, STL WIRE EXCL W ROD	9 377	594	341	763 SOUND RECORDRS, PHONOGRPH	43	197	108
682 COPPER EXC CEMENT COPPER	20 236	5 462	2 993	764 TELECOM EQPT, PTS, ACC NES	95	6 971	3 911
683 NICKEL	18 868	15 148	8 418	771 ELECTRIC POWER MACHY NES	609	509	295
687 TIN	2 165	2 689	1 511	772 SWITCHGEAR ETC & PTS NES	202	1 201	658
714 ENGINES & MOTORS NES	2	140	77	773 ELECTR DISTRIBUTING MACH	1 603	847	478
749 NONELEC MACH PTS, ACC NES	1	66	37	774 ELECTRO-MEDCL, XRAY EQUIP	15	305	170
752 AUTOMTIC DATA PROC EQUIP	1	90	50	775 HOUSEHOLD TYPE EQUIP NES	498	500	275
759 OFFICE & ADP MCH PTS, ACC	-	166	89	776 TRANSISTORS, VALVES, ETC	-	153	85
792 AIRCRAFT	9	121	67	778 ELECTRICAL MACHINERY NES	450	5 101	2 932
842 MENS OUTERWEAR NOT KNIT	826	1 904	1 039	781 PASS MOTOR VEH EXC BUSES	1 564	4 942	2 783
843 WOMENS OUTERWEAR NONKNIT	422	2 003	1 117	782 LORRIES, SPCL MTR VEH NES	388	538	315
845 OUTERWEAR KNIT NONELASTC	60	167	92	784 MOTOR VEHCL PTS, ACC NES	2 023	11 607	6 471
846 UNDERWEAR KNITTED	208	567	319	785 MOTOR & OTHER CYCLES ETC	100	60	33
874 MEASURNG, CONTROLNG INSTR	3	92	51	791 RAILWAY VEHICLES	9	140	77
896 WORKS OF ART ETC	29	83	46	812 PLUMBNG, HEATNG, LGHTNG EQU	294	213	116
899 OTHER MANUFACTURED GOODS	7	55	31	821 FURNITURE	157	124	66
941 ZOO ANIMALS, PETS	13	53	31	871 OPTICAL INSTRUMENTS	5	394	215
971 GOLD, NON MONETARY NES	129	622	342	872 MEDICAL INSTRUMENTS NES	90	893	507
EXPORTS	299 055	136 333	76 441	874 MEASURNG, CONTROLNG INSTR	184	2 795	1 552
022 MILK AND CREAM	500	122	67	881 PHOTO APPAR & EQUIPT NES	19	383	209
035 FISH SALTED, DRIED, SMOKED	2 000	1 054	645	882 PHOTO, CINEMA SUPPLIES	39	166	93
054 VEG ETC FRSH, SMPLY PRSVD	87	145	87	884 OPTICAL GOODS NES	1	128	72
072 COCOA	120	79	48	885 WATCHES AND CLOCKS	11	169	95
081 FEEDING STUFF FOR ANIMALS	1 000	227	133	892 PRINTED MATTER	952	1 305	716
112 ALCOHOLIC BEVERAGES	544	88	50	893 ARTICLES OF PLASTIC NES	97	201	110
233 RUBBER, SYNTHTIC, RECLAIMD	1 573	553	311	894 TOYS, SPORTING GOODS, ETC	185	94	51
266 SYNTHETIC FIBRE TO SPIN	3 350	941	518	895 OFFICE SUPPLIES NES	74	196	109
278 OTHER CRUDE MINERALS	33 155	532	294	897 GOLD, SILVER WARE, JEWELRY	3 748	2 087	1 087
291 CRUDE ANIMAL MTRIALS NES	26	76	44	898 MUSICAL INSTRUMENTS, PTS	5	74	40
292 CRUDE VEG MATERIALS NES	69	320	175	899 OTHER MANUFACTURED GOODS	33	226	123
334 PETROLEUM PRODUCTS, REFIN	4 172	1 429	805	951 WAR FIREARMS, AMMUNITION	2	64	34
335 RESIDUAL PETRLM PROD NES	7 282	693	393	MALAWI			
511 HYDROCARBONS NES, DERIVS	624	177	103	IMPORTS	183 750	114 930	65 317
512 ALCOHOLS, PHENOLS, ETC	190	80	43	034 FISH FRESH, CHILLED, FROZN	12	238	135
513 ORGANIC ACIDS, ETC	3 576	1 079	630	071 COFFEE AND SUBSTITUTES	15 385	8 202	4 627
514 NITROGEN-FUNCTN COMPOUNDS	13 716	6 344	3 522	074 TEA AND MATE	4 670	1 834	1 028
515 ORG-INORG COMPOUNDS ETC	382	445	253	075 SPICES	123	78	44
516 OTHER ORGANIC CHEMICALS	2 115	2 424	1 356	121 TOBACCO UNMNFCTRD, REFUSE	159 649	102 436	58 298
522 INORG ELEMNTS, OXIDES, ETC	12 540	1 524	847	222 SEEDS FOR SOFT/FIXED OIL	2 469	292	170
523 OTHR INORGANIC CHEMICALS	12 868	2 063	1 144	652 COTTON FABRICS, WOVEN	670	956	526
531 SYNT DYE, NAT INDGO, LAKES	1 411	5 304	2 998	792 AIRCRAFT	76	339	187
532 DYES NES, TANNING PRODS	1 601	570	318	EXPORTS	29 863	34 844	19 360
533 PIGMENTS, PAINTS, ETC	785	651	357	054 VEG ETC FRSH, SMPLY PRSVD	66	57	35
541 MEDICINAL ETC PRODUCTS	384	2 673	1 500	334 PETROLEUM PRODUCTS, REFIN	639	83	46
554 SOAPS, CLEANING ETC PREPS	1 647	557	361	335 RESIDUAL PETRLM PROD NES	3 425	628	360
562 FERTILIZERS MANUFACTURED	108 609	3 233	761	522 INORG ELEMNTS, OXIDES, ETC	731	78	43
562 PROD OF CONDENSATION ETC	3 493	1 344	91	523 OTHR INORGANIC CHEMICALS	437	63	34
563 PROD OF POLYMERIZING ETC	24 837	6 265	3 519	531 SYNT DYE, NAT INDGO, LAKES	117	541	303
584 CELLULOSE DERIVATIVES ETC	171	160	91	541 MEDICINAL ETC PRODUCTS	562	2 761	1 629
585 PLASTIC MATERIALS NES	89	102	35	554 SOAPS, CLEANING ETC PREPS	55	60	36
591 PESTICIDES, DISINFECTANTS	1 802	3 025	1 707	582 PROD OF CONDENSATION ETC	869	172	96
592 STARCH, INULIN, GLUTEN, ETC	92	65	36	583 PROD OF POLYMERIZING ETC	6 310	1 286	701
598 MISC CHEMICAL PRODS NES	8 663	2 443	1 352	598 MISC CHEMICAL PRODS NES	572	344	193
621 MATERIALS OF RUBBER	51	58	33	625 RUBBER TYRES, TUBES	69	67	35
625 RUBBER TYRES, TUBES	72	83	43	628 RUBBER ARTICLES NES	21	86	52
628 RUBBER ARTICLES NES	50	310	174	642 ARTICLES OF PAPER ETC	226	237	138
641 PAPER AND PAPERBOARD	2 153	1 366	761	652 WOVN MAN-MADE FIB FABRIC	33	68	38
642 ARTICLES OF PAPER ETC	191	204	113	675 IRON, STEEL HOOP, STRIP	195	64	37
651 TEXTILE YARN AND THREAD	187	291	159	692 METAL TANKS, BOXES, ETC	176	250	138
652 COTTON FABRICS, WOVEN	40	71	42	694 STL, COPPR NAILS, NUTS, ETC	169	93	50
653 WOVN MAN-MADE FIB FABRIC	480	898	506	695 TOOLS	109	260	146
654 OTH WOVEN TEXTILE FABRIC	42	105	56	699 OTHER METAL MANUFACTURES	21	57	34
655 KNIT ETC FABRICS	68	220	125	711 STEAM BOILERS & AUX PLNT	65	66	35
657 SPECIAL TEXTILE ETC PROD	365	1 174	661	712 STEAM ENGINES, TURBINES	58	121	65
662 CLAY, REFRACTORY BLDG PRD	7 527	646	357	713 INTRNL COMBUS PISTN ENGN	514	1 747	968
663 OTH NONMETAL MINERAL MFS	799	576	333	716 ROTATING ELECTRIC PLANT	53	299	163
664 GLASS	590	73	39	723 CIVIL ENGINEERG EQUIP ETC	522	441	246
665 GLASSWARE	32	84	45	724 TEXTILE, LEATHER MACHNRY	40	323	188
673 IRON AND STEEL SHAPES	2 512	617	345	725 PAPER ETC MILL MACHINERY	663	1 628	893
674 IRN, STL UNIV, PLATE, SHEET	2 866	412	225	726 PRINTG, BKBDNG MACHY, PTS	260	1 339	783
675 IRON, STEEL HOOP, STRIP	680	243	139	727 FOOD MACHRY NON-DOMESTIC	24	249	142
678 IRON, STL TUBES, PIPES, ETC	70	109	60	728 OTH MACHY FOR SPCL INDUS	4 084	5 782	3 150
682 COPPER EXC CEMENT COPPER	290	166	66	736 MACHINE TOOLS FOR METAL	50	199	106
683 NICKEL	55	92	96	741 HEATING, COOLING EQUIPMNT	2 540	3 492	1 887
684 ALUMINIUM	1 068	711	390	743 PUMPS NES, CENTRIFUGES ETC	252	461	251
682 METAL TANKS, BOXES, ETC	330	120	66	744 MECHANICAL HANDLING EQU	638	737	400
693 WIRE PRODUCTS NON ELECTR	182	172	96	745 NONELEC MACHY, TOOLS NES	63	312	171
694 STL, COPPR NAILS, NUTS, ETC	86	119	68	749 NONELEC MACH PTS, ACC NES	77	158	89
695 TOOLS	249	1 118	617	751 OFFICE MACHINES	28	139	75
699 OTHER METAL MANUFACTURES	917	858	482	759 OFFICE & ADP MCH PTS, ACC	5	248	138
713 INTRNL COMBUS PISTN ENGN	445	2 033	1 127	772 SWITCHGEAR ETC & PTS NES	244	1 027	552
714 ENGINES & MOTORS NES	4	214	117	778 ELECTRICAL MACHINERY NES	4	52	30
716 ROTATING ELECTRIC PLANT	111	341	191	781 PASS MOTOR VEH EXC BUSES	968	3 494	1 953
718 OTH POWER GENERATG MACHY	2	91	50	782 LORRIES, SPCL MTR VEH NES	289	637	363
721 AGRIC MACHY, EXC TRACTORS	165	255	143	783 ROAD MOTOR VEHICLES NES	171	303	175
722 TRACTORS NON-ROAD	4 169	4 091	2 261				
723 CIVIL ENGINEERG EQUIP ETC	784	973	568				
724 TEXTILE, LEATHER MACHNRY	1 297	4 989	2 786				

7 IMPORTS AND EXPORTS (SPECIAL TRADE) BY COUNTRIES OF PRODUCTION AND CONSUMPTION AND BY GROUPS OF THE SITC-REV. II 1987

GROUP DESCRIPTION	DT * 100 KG	1 000 DM	1 000 \$	GROUP DESCRIPTION	DT * 100 KG	1 000 DM	1 000 \$
784 MOTOR VEHCL PTS,ACC NES	292	1 274	708	683 WIRE PRODUCTS NON ELECTR	756	244	135
786 VEH NES NONMOTR,TRAILERS	93	79	43	694 STL,COPPR NAILS,NUTS,ETC	43 680	5 837	3 101
792 AIRCRAFT	29	326	178	695 TOOLS	369	1 508	847
812 PLUMBING,HEATING,LIGHTNG EQU	36	60	32	696 CUTLERY	195	276	152
872 MEDICAL INSTRUMENTS NES	18	155	90	697 BASE MTL HOUSEHOLD EQUIP	181	237	129
874 MEASURING,CONTROLLNG INSTR	7	527	289	699 OTHER METAL MANUFACTURES	4 131	1 125	632
882 PHOTO,CINEMA SUPPLIES	80	132	75	712 STEAM ENGINES,TURBINES	106	507	287
893 ARTICLES OF PLASTIC NES	1 316	324	178	713 INTRNL COMBUS PISTN ENGN	1 270	2 976	1 655
895 OFFICE SUPPLIES NES	117	240	134	714 ENGINES & MOTORS NES	33	4 464	2 506
REP S AFRICA				716 ROTATING ELECTRIC PLANT	225	1 059	584
IMPORTS	49 896 550	2 242 645	1 248 477	721 AGRIC MACHY,EXC TRACTORS	42	68	39
011 MEAT FRESH,CHILLD,FROZEN	5 295	4 136	2 273	723 CIVIL ENGINEERG EQUIP ETC	489	439	239
014 MEAT PREPD,PRSDV,NES ETC	50	101	56	724 TEXTILE,LEATHER MACHNRY	197	216	119
034 FISH FRESH,CHILLED,FROZN	19 206	8 086	4 535	726 PRINTG,BKBNIDG MACHY PTS	137	139	76
036 SHELL FISH FRESH,FROZEN	312	1 009	566	728 OTH MACHY FOR SPCL INDUS	13 787	3 510	1 946
044 MAIZE UNMILLED	219 968	3 910	2 178	736 MACHINE TOOLS FOR METAL	350	381	210
054 VEG ETC FRSH,SMPLY PRSDV	94 385	11 272	6 270	741 HEATING,COOLING EQUIPMNT	756	421	229
056 VEGTBLES ETC PRSDV,PREPD	17 853	6 257	3 470	742 PUMPS FOR LIQUIDS ETC	139	544	296
057 FRUIT,NUTS,FRESH,DRIED	1 376 509	195 100	107 187	743 PUMPS NES,CENTRFUGES ETC	503	2 389	1 323
058 FRUIT PRESERVED,PREPARED	478 809	65 997	36 819	744 MECHANICAL HANDLING EQU	581	159	88
062 SUGAR PREPS NON-COCOA	361	115	59	745 NONELEC MACHY,TOOLS NES	818	855	473
071 COFFEE AND SUBSTITUTES	210	63	35	749 NONELEC MACH PTS,ACC NES	2 709	2 095	1 183
074 TEA AND MATE	374	112	62	752 AUTOMTIC DATA PROC EQUIP	44	1 273	705
081 FEEDING STUFF FOR ANIMLS	2 388 469	68 571	38 451	759 OFFICE & ADP MCH PTS,ACC	102	1 523	847
112 ALCOHOLIC BEVERAGES	6 364	2 347	1 308	764 TELECOM EQPT,PTS,ACC NES	53	1 261	696
121 TOBACCO UNMNFCTRD,REFUSE	1 169	210	120	771 ELECTRIC POWER MACHY NES	75	545	316
121 HIDES,SKINS,UNDRESSED	18 092	10 652	5 962	772 SWITCHGEAR ETC & PTS NES	250	2 843	1 587
212 FUR SKINS UNDRESSED	494	13 984	7 904	773 ELECTR DISTRIBUTING MACH	296	800	443
222 SEEDS FOR SOFT/FIXED OIL	9 968	1 275	724	774 ELECTRO-MEDCL,XRAY EQUIP	39	641	359
233 RUBBER,SYNTHETIC,RECLAIMD	*	*	*	776 TRANSISTORS,VALVES,ETC	4	235	130
245 FUEL WOOD NES,CHARCOAL	86 136	5 325	2 924	778 ELECTRICAL MACHINERY NES	1 277	2 342	1 332
246 WOOD SHAPED	1 089	132	73	781 PASS MOTOR VEH EXC BUSES	285	273	152
251 PULP AND WASTE PAPER	277 613	26 686	14 781	784 MOTOR VEHCL PTS,ACC NES	35 478	30 568	16 882
263 COTTON	42 127	3 912	2 127	785 MOTOR & OTHER CYCLES ETC	55	66	36
266 SYNTHETIC FIBRE TO SPIN	831	211	114	791 RAILWAY VEHICLES	110	91	48
267 OTHER MAN-MADE FIBRES	3 595	212	120	792 AIRCRAFT	42	670	370
268 WOOL(EXC TOPS),ANML HAIR	88 754	71 771	39 874	821 FURNITURE	33 680	10 500	5 858
271 FERTILIZERS,CRUDE	1 902 838	17 550	9 702	831 TRAVEL GOODS,HANDBAGS	19	955	541
273 STONE,SAND AND GRAVEL	283 208	8 597	4 776	842 MENS OUTERWEAR NOT KNIT	1 226	2 550	1 428
277 NATURAL ABRASIVES NES	1	9 806	5 465	843 WOMENS OUTERWEAR NONKNIT	260	1 047	592
278 OTHER CRUDE MINERALS	1 528 989	57 336	31 611	844 UNDERWEAR NOT KNIT	531	1 192	654
281 IRON ORE,CONCENTRATES	4 527 108	26 018	14 319	845 OUTERWEAR KNIT NONELASTC	751	3 020	1 680
287 BASE METAL ORES,CONC NES	4 398 877	87 020	48 490	846 UNDERWEAR KNITTED	4 524	13 422	7 491
288 NONFERR METAL SCRAP NES	792 537	48 913	27 302	847 TXLT CLTHNG ACCESSRYS NES	483	906	505
289 PREC METAL ORE,WASTE NES	78	7 091	3 916	848 HEADGEAR,NONTXLT CLOTHNG	42	382	211
291 CRUDE ANIMAL MTRIALS NES	1 352	1 775	1 008	851 OPTICAL INSTRUMENTS	5	96	54
292 CRUDE VEG MATERIALS NES	33 677	19 166	10 725	872 MEDICAL INSTRUMENTS NES	4	392	210
322 COAL,LIGNITE,PEAT	26 541 959	167 174	92 937	874 MEASURING,CONTROLLNG INSTR	141	2 465	1 367
323 BRIQUETS,COKE,SEMI-COKE	112 373	1 401	769	881 PHOTO APPAR & EQUIPT NES	5	83	44
334 PETROLEUM PRODUCTS,REFIN	1 382	435	238	883 DEVELOPED CINEMA FILM	3	174	96
335 RESIDUAL PETRLM PROD NES	75 676	16 335	9 015	892 PRINTED MATTER	570	367	199
511 HYDROCARBONS NES,DERIVS	7 720	1 035	517	893 ARTICLES OF PLASTIC NES	409	362	197
512 ALCOHOLS,PHENOLS,ETC	8 697	3 879	2 243	894 TOYS,SPORTING GOODS,ETC	1 261	1 330	741
513 ORGANIC ACIDS,ETC	1 282	352	195	896 WORKS OF ART ETC	40	1 114	648
515 ORG-INORG COMPOUNDS ETC	17 705	6 203	3 453	897 GOLD,SILVER WARE,JEWELRY	8	410	225
516 OTHER ORGANIC CHEMICALS	13	614	337	898 MUSICAL INSTRUMENTS,PTS	182	597	328
522 INORG ELEMNTS,OXIDES,ETC	243 167	22 102	12 252	899 OTHER MANUFACTURED GOODS	652	2 177	1 216
523 OTHR INORGANIC CHEMICALS	10 512	4 101	2 290	941 ZOO ANIMALS,PETS	27	129	71
524 RADIOACTIVE ETC MATERIAL	3 873	43 664	25 071	942 GOLD,MON MONETARY NES	88	216 355	121 920
532 DYES NES,TANNING PRODS	842	113	68	972 GOLD COIN	5	11 523	6 274
541 MEDICINAL ETC PRODUCTS	378	3 497	1 946	EXPORTS	5 203 999	4 554 247	2 549 157
551 ESSENTL OIL,PERFUME,ETC	396	369	209	001 LIVE ANIMALS	67	419	234
562 FERTILIZERS MANUFACTURED	253 785	4 992	2 750	011 MEAT FRESH,CHILLD,FROZEN	38 264	6 838	3 851
582 PROD OF CONDENSATION ETC	981	384	217	012 MEAT DRIED,SALTED,SMOKED	765	289	174
583 PROD OF POLYMERIZING ETC	4 515	1 116	616	014 MEAT PREPD,PRSDV,NES ETC	1 860	1 083	618
591 PESTICIDES,DISINFECTANTS	1 462	432	238	022 MILK AND CREAM	14 554	3 329	1 826
598 MISC CHEMICAL PRODS NES	82 072	4 961	2 730	024 CHEESE AND CURD	16 116	3 772	2 140
611 LEATHER	899	11 092	6 110	025 EGGS,BIRDS,FRESH,PRSRVD	4 319	624	337
612 LEATHER ETC MANUFACTURES	598	364	199	037 FISH ETC PREPD PRSDV NES	278	194	110
613 FUR SKINS TANNED,DRESSED	21	173	98	043 BARLEY UNMILLED	88 000	1 778	978
621 MATERIALS OF RUBBER	159	72	40	046 WHEAT ETC MEAL OR FLOUR	29 000	686	381
625 RUBBER TYRES,TUBES	581	341	187	048 CEREAL ETC PREPARATIONS	130 210	6 220	3 482
634 VENEERS,PLYWOOD,ETC	3 057	1 170	655	054 VEG ETC FRSH,SMPLY PRSDV	1 565	1 876	1 019
635 WOOD MANUFACTURES NES	23 845	7 010	3 941	056 VEGTBLES ETC PRSDV,PREPD	2 443	1 201	674
641 PAPER AND PAPERBOARD	142 892	11 635	6 474	058 FRUIT PRESERVED,PREPARED	681	401	221
651 TEXTILE YARN AND THREAD	35 722	32 111	17 882	061 SUGAR AND HONEY	9 466	595	329
653 WOVN MAN-MADE FIB FABRIC	32	131	75	062 SUGAR PREPS NON-COCOA	228	138	75
654 OTH WOVN TEXTILE FABRIC	465	408	224	071 COFFEE AND SUBSTITUTES	371	288	161
658 TEXTILE ARTICLES NES	1 067	1 356	738	072 COCOA	2 937	3 018	1 677
659 FLOOR COVERINGS ETC	408	253	143	073 CHOCOLATE AND PRODUCTS	423	460	245
661 CEMENT ETC BUILDING PROD	14 671	1 647	933	075 SPICES	2 031	579	324
662 CLAY,REFRACTORY BLDG PRD	2 908	440	245	081 FEEDING STUFF FOR ANIMLS	3 841	1 470	815
663 OTH NONMETAL MINERAL MFS	501	474	256	098 EDIBLE PRODCTS,PREPS NES	9 763	4 675	2 606
664 GLASS	400	324	177	112 ALCOHOLIC BEVERAGES	2 634	1 545	855
666 POTTERY	204	54	31	122 TOBACCO MFRS	91	271	149
667 PEARL,PREC-,SEMI-P STONE	*	*	*	233 RUBBER,SYNTHETIC,RECLAIMD	19 625	7 335	4 094
671 PIG IRON ETC	2 277 198	188 709	104 695	248 WOOD SHAPED	1 792	219	127
672 IRON,STL PRIMARY FORMS	7 548	602	325	251 PULP AND WASTE PAPER	3 117	655	361
673 IRON AND STEEL SHAPES	291 271	23 363	13 045	266 SYNTHETIC FIBRE TO SPIN	64 849	20 140	11 253
674 IRN,STL UNIV PLATE,SHEET	330 784	35 277	19 682	267 OTHER MAN-MADE FIBRES	6 924	3 012	1 679
677 IRN,STL WIRE EXCL W ROD	27 263	1 919	1 070	268 WOOL(EXC TOPS),ANML HAIR	618	139	76
678 IRON,STL TUBES,PIPES,ETC	49 212	3 684	2 076	269 WASTE OF TEXTILE FABRICS	1 435	312	170
679 IRN,STL CASTINGS UNWORKE	35 118	4 488	2 308	273 STONE,SAND AND GRAVEL	48 663	1 218	679
681 SILVER,PLATINUM,ETC	196	268 779	149 806	274 SULPHUR ETC	3 454	804	444
682 COPPER EXC CEMENT COPPER	404 453	121 149	67 263	277 NATURAL ABRASIVES NES	34	2 367	1 311
683 NICKEL	32 645	27 040	15 180	278 OTHER CRUDE MINERALS	58 317	3 102	1 746
684 ALUMINIUM	13 845	3 824	2 067	287 BASE METAL ORES,CONC NES	6 904	2 680	1 483
685 LEAD	923	380	217	288 NONFERR METAL SCRAP NES	10 119	726	403
686 ZINC	2 092	365	201	291 CRUDE ANIMAL MTRIALS NES	8 053	8 158	4 513
687 TIN	1 955	2 457	1 349	292 CRUDE VEG MATERIALS NES	6 584	13 148	7 532
689 NON-FER BASE METALS NES	30 666	11 994	6 649	322 COAL,LIGNITE,PEAT	2 849	94	50
691 STRUCTURES AND PARTS NES	1 063	439	243	334 PETROLEUM PRODUCTS,REFIN	80 026	15 078	8 430

7 IMPORTS AND EXPORTS (SPECIAL TRADE) BY COUNTRIES OF PRODUCTION AND CONSUMPTION AND BY GROUPS OF THE SITC-REV. II 1987

GROUP DESCRIPTION	DT * 100 KG	1 000 DM	1 000 \$	GROUP DESCRIPTION	DT * 100 KG	1 000 DM	1 000 \$
335 RESIDUAL PETRLM PROD NES	298 639	22 447	12 524	745 NONELEC MACHY, TOOLS NES	11 086	46 224	25 852
411 ANIMAL OILS AND FATS	7 519	927	525	749 NONELEC MACH PTS, ACC NES	44 480	136 220	75 956
424 FIXED VEG OIL NONSOFT	2 583	381	210	751 OFFICE MACHINES	1 754	11 362	6 343
431 PROCESO ANML VEG OIL, ETC	4 412	914	505	752 AUTOMATIC DATA PROC EQUIP	3 772	72 380	40 172
511 HYDROCARBONS NES, DERIVS	42 924	6 106	3 399	759 OFFICE & ADP MCH PTS, ACC	1 121	37 149	20 543
512 ALCOHOLS, PHENOLS, ETC	105 890	18 006	10 083	761 TELEVISION RECEIVERS	555	1 138	625
513 ORGANIC ACIDS, ETC	30 456	9 772	5 429	762 RADIO BROADCAST RECEIVERS	413	10 261	5 749
514 NITROGEN-FUNCTN COMPOUNDS	78 889	24 663	13 689	763 SOUND RECORDRS, PHONOGRPH	150	2 341	1 323
515 ORG-INORG COMPOUNDS ETC	32 297	33 401	18 512	764 TELECOM EQPT, PTS, ACC NES	7 208	213 208	118 397
516 OTHER ORGANIC CHEMICALS	50 250	11 995	6 477	771 ELECTRIC POWER MACHY NES	8 015	20 405	11 417
522 INORG ELEMNTS, OXIDES, ETC	152 541	35 425	19 794	772 SWITCHGEAR ETC & PTS NES	12 893	83 571	46 639
523 OTHR INORGANIC CHEMICALS	214 948	24 064	13 383	773 ELECTR DISTRIBUTING MACH	8 569	14 046	7 823
524 RADIOACTIVE ETC MATERIAL	23	1 674	922	774 ELECTRO-MEDCL, XRAY EQUIP	1 905	42 657	23 770
531 SYNT DYE, NAT INDGO, LAKES	22 345	54 943	30 638	775 HOUSEHOLD TYPE EQUIP NES	25 072	30 253	16 933
532 DYES NES, TANNING PRODS	6 787	1 974	1 101	776 TRANSISTORS, VALVES, ETC	3 537	34 171	18 974
533 PIGMENTS, PAINTS, ETC	42 955	23 775	13 288	778 ELECTRICAL MACHINERY NES	16 699	63 952	35 800
541 MEDICINAL ETC. PRODUCTS	6 178	64 617	35 913	781 PASS MOTOR VEH EXC BUSES	2 469	11 055	6 241
551 ESSENTL OIL, PERFUME, ETC	3 265	9 124	5 074	782 LORRIES, SPCL MTR VEH NES	14 837	14 076	7 950
553 PERFUMERY, COSMETICS, ETC	1 938	3 715	2 089	783 ROAD MOTOR VEHICLES NES	707	2 309	1 334
554 SOAPS, CLEANING ETC PREPS	36 642	15 635	8 676	784 MOTOR VEHCL PTS, ACC NES	626 273	1 095 759	614 114
562 FERTILIZERS MANUFACTURED	487 704	8 512	4 865	785 MOTOR & OTHER CYCLES ETC	230	493	288
572 EXPLOSIVES, PYROTECH PROD	108	264	150	786 VEH NES NONMOTR, TRAILERS	4 285	3 929	2 192
582 PROD OF CONDENSATION ETC	141 496	81 740	45 523	791 RAILWAY VEHICLES	330	2 434	1 362
583 PROD OF POLYMERIZING ETC	388 008	99 964	55 903	792 AIRCRAFT	153	24 829	13 810
584 CELLULOSE DERIVATIVES ETC	8 995	6 806	3 797	793 SHIPS AND BOATS	326	637	367
585 PLASTIC MATERIALS NES	7 088	2 345	1 294	801 INDUSTRIAL PLANT, CHAP 90	750	27 903	15 508
591 PESTICIDES, DISINFECTANTS	7 291	17 909	9 911	812 PLUMB, HEATING, LGHTNG EQU	2 862	5 768	3 207
592 STARCH, INULIN, GLUTEN, ETC	20 228	3 679	2 055	821 FURNITURE	6 246	8 044	4 503
598 MISC CHEMICAL PRODS NES	140 959	58 906	32 886	831 TRAVEL GOODS, HANDBAGS	61	314	171
605 INDUSTRIAL PLANT, CHAP 73	2 728	8 882	5 394	842 MENS OUTERWEAR NOT KNIT	22	346	192
607 INDUSTRIAL PLANT, CHAP 82	129	109	59	843 WOMENS OUTERWEAR NONKNIT	173	4 387	2 450
611 LEATHER	3 243	5 186	2 868	845 OUTERWEAR KNIT NONELASTC	54	1 395	769
612 LEATHER ETC MANUFACTURES	190	1 550	872	846 UNDERWEAR KNITTED	16	254	139
613 FUR SKINS TANNED, DRESSED	40	1 852	1 044	847 TXLT CLTHNG ACCESSRYS NES	12	189	81
621 MATERIALS OF RUBBER	4 605	5 953	3 330	848 HEADGEAR, NONTXLT CLOTHNG	75	678	375
625 RUBBER TYRES, TUBES	4 330	3 466	1 936	851 FOOTWEAR	189	734	410
628 RUBBER ARTICLES NES	4 142	14 037	7 883	871 OPTICAL INSTRUMENTS	120	4 402	2 438
633 CORK MANUFACTURES	399	1 602	895	872 MEDICAL INSTRUMENTS NES	2 303	30 217	16 686
634 VENEERS, PLYWOOD, ETC	4 199	1 298	728	873 METERS & COUNTERS NES	544	3 441	1 955
635 WOOD MANUFACTURES NES	1 290	1 058	584	874 MEASURING, CONTROLNG INSTR	4 583	76 686	42 877
641 PAPER AND PAPERBOARD	248 994	64 313	35 993	881 PHOTO APPAR & EQUIPT NES	678	8 579	5 099
642 ARTICLES OF PAPER ETC	6 134	5 347	2 970	882 PHOTO, CINEMA SUPPLIES	11 865	24 001	13 461
651 TEXTILE YARN AND THREAD	29 084	25 522	14 264	883 DEVELOPED CINEMA FILM	10	173	95
652 COTTON FABRICS WOVEN	433	1 585	879	884 OPTICAL GOODS NES	115	8 448	4 732
653 WOVN MAN-MADE FIB FABRIC	3 831	12 384	6 907	885 WATCHES AND CLOCKS	634	6 573	3 673
654 OTH WOVEN TEXTILE FABRIC	646	1 473	822	892 PRINTED MATTER	4 932	9 352	5 248
655 KNIT ETC FABRICS	447	1 771	992	893 ARTICLES OF PLASTIC NES	12 615	19 790	11 023
656 LACE, RIBBONS, TULLE, ETC	190	1 427	793	894 TOYS, SPORTING GOODS, ETC	1 251	2 350	1 330
657 SPECIAL TEXTILE ETC PROD	7 541	21 663	12 083	895 OFFICE SUPPLIES NES	2 995	11 087	6 187
658 TEXTILE ARTICLES NES	259	602	340	896 WORKS OF ART ETC	16	1 065	590
659 FLOOR COVERINGS ETC	809	916	509	897 GOLD, SILVER WARE, JEWELRY	51	12 158	6 915
661 CEMENT ETC BUILDING PROD	5 722	185	98	898 MUSICAL INSTRUMENTS, PTS	2 017	10 485	5 856
662 CLAY, REFRACTORY BLDG PRD	55 189	7 600	4 225	899 OTHER MANUFACTURED GOODS	3 179	8 534	4 749
663 OTH NONMETAL MINERAL MFS	33 752	19 522	10 876	951 WAR FIREARMS, AMMUNITION	17	193	105
664 GLASS	20 297	10 411	5 784	951 GOLD, NON MONETARY NES	141	141	76
665 GLASSWARE	6 795	6 667	3 730	972 GOLD COIN	2	7 019	3 954
666 POTTERY	1 093	1 333	752				
667 PEARL, PREC., SEMI-P STONE	9	9	9				
671 PIG IRON ETC	2 974	933	512	BOTSWANA			
672 IRON, STL PRIMARY FORMS	17 032	3 279	1 803	IMPORTS	127 870	45 252	25 091
673 IRON AND STEEL SHAPES	27 517	6 507	3 607				
674 IRN, STL UNIV, PLATE, SHEET	162 878	22 145	12 432	011 MEAT FRESH, CHILLD, FROZEN	40 696	28 300	15 643
675 IRON, STEEL HOOP, STRIP	26 090	6 043	3 358	014 MEAT PREPD, PRSVD, NES ETC	120	260	159
676 RAILWAY RAILS ETC IRN, STL	625	364	198	011 HIDES, SKINS, UNDRRESSED	2 299	981	539
677 IRN, STL WIRE EXCL W ROD	8 393	2 915	1 622	222 SEEDS FOR SOFT/FIXED OIL	4 491	522	288
678 IRON, STL TUBES, PIPES, ETC	115 726	36 085	20 468	652 COTTON FABRICS, WOVEN	1 790	1 522	827
679 IRN, STL CASTINGS UNWORKE	231	203	117	671 PIG IRON ETC	49 219	5 312	2 954
681 SILVER, PLATINUM, ETC	162	2 176	1 221	682 COPPER EXC CEMENT COPPER	27 212	6 958	3 878
682 COPPER EXC CEMENT COPPER	37 558	28 564	15 841	684 ALUMINIUM	1 240	431	256
683 NICKEL	1 228	3 394	1 889	714 ENGINES & MOTORS NES	3	329	178
684 ALUMINIUM	45 210	23 866	13 121	821 FURNITURE	441	241	134
685 LEAD	302	151	81	972 GOLD COIN		69	38
686 ZINC	4 506	1 190	663				
687 TIN	89	186	108	EXPORTS	48 964	21 134	11 990
689 NON-FER BASE METALS NES	120	1 015	566				
691 STRUCTURES AND PARTS NES	16 326	36 140	20 255	022 MILK AND CREAM	4 000	1 069	584
692 METAL TANKS, BOXES, ETC	4 190	1 606	895	334 PETROLEUM PRODUCTS, REFIN	281	80	44
693 WIRE PRODUCTS NON ELECTR	10 469	6 478	3 642	532 DYES NES, TANNING PRODS	150	68	37
694 STL, COPPR NAILS, NUTS, ETC	9 509	9 031	5 080	541 MEDICINAL ETC PRODUCTS	300	926	523
695 TOOLS	12 208	32 778	18 387	554 SOAPS, CLEANING ETC PREPS	148	62	36
696 CUTLERY	1 481	7 050	3 955	598 MISC CHEMICAL PRODS NES	500	104	60
697 BASE MTL HOUSEHOLD EQUIP	2 117	3 286	1 843	625 RUBBER TYRES, TUBES	174	122	72
699 OTHER METAL MANUFACTURES	27 676	44 839	25 147	653 WOVN MAN-MADE FIB FABRIC	24	178	99
700 INDUSTRIAL PLANT, CHAP 84	20 758	102 027	58 710	678 IRON, STL TUBES, PIPES, ETC	33 270	4 344	2 533
703 INDUSTRIAL PLANT, CHAP 85	3 439	19 699	11 253	691 STRUCTURES AND PARTS NES	106	71	38
711 STEAM BOILERS & AUX PLNT	10 319	25 513	14 308	695 TOOLS	186	309	183
712 STEAM ENGINES, TURBINES	14 331	110 573	61 759	703 INDUSTRIAL PLANT, CHAP 85	132	56	31
713 INTRNL COMBUS PISTN ENGN	66 762	178 929	100 167	711 STEAM BOILERS & AUX PLNT	772	712	356
714 ENGINES & MOTORS NES	314	5 995	3 382	721 AGRIC MACHY, EXC TRACTORS	26	62	33
716 ROTATING ELECTRIC PLANT	10 784	31 445	18 068	723 CIVIL ENGINEERG EQUIP ETC	390	692	383
718 OTH POWER GENERATG MACHY	1 024	4 952	2 741	724 TEXTILE, LEATHER MACHNRY	7	157	92
721 AGRIC MACHY, EXC TRACTORS	13 219	16 713	9 352	728 OTH MACHY FOR SPCL INDUS	850	445	248
722 TRACTORS NON-ROAD	3 796	4 429	2 512	736 MACHINE TOOLS FOR METAL	197	1 191	645
723 CIVIL ENGINEERG EQUIP ETC	33 652	50 273	28 145	741 HEATING, COOLING EQUIPMNT	3 799	3 702	2 201
724 TEXTILE, LEATHER MACHNRY	20 844	83 029	46 678	742 PUMPS FOR LIQUIDS ETC	71	148	85
725 PAPER ETC MILL MACHINERY	2 236	8 261	4 663	743 PUMPS NES, CENTRIFUGES ETC	392	93	51
726 PRINTG, BKBINDG MACHY, PTS	6 433	38 160	22 168	745 NONELEC MACHY, TOOLS NES	74	136	74
727 FOOD MACHRY NON-DOMESTIC	5 093	15 674	8 808	749 NONELEC MACH PTS, ACC NES	43	235	128
728 OTH MACHY FOR SPCL INDUS	39 119	107 622	60 349	764 TELECOM EQPT, PTS, ACC NES	20	1 218	676
736 MACHINE TOOLS FOR METAL	17 471	25 683	14 323	772 SWITCHGEAR ETC & PTS NES	40	146	83
737 METALWORKING MACHNRY NES	7 375	10 107	5 677	773 ELECTR DISTRIBUTING MACH	217	156	86
741 HEATING, COOLING EQUIPMNT	9 813	32 206	17 930	781 PASS MOTOR VEH EXC BUSES	27	75	43
742 PUMPS FOR LIQUIDS ETC	4 960	26 557	14 831	782 LORRIES, SPCL MTR VEH NES	808	2 021	1 110
743 PUMPS NES, CENTRIFUGES ETC	13 375	55 493	30 783	784 MOTOR VEHCL PTS, ACC NES	26	79	42
744 MECHANICAL HANDLING EQU	19 820	33 697	18 977	792 AIRCRAFT		70	42

7 IMPORTS AND EXPORTS (SPECIAL TRADE) BY COUNTRIES OF PRODUCTION AND CONSUMPTION AND BY GROUPS OF THE SITC-REV. II 1987

GROUP DESCRIPTION	DT * 100 KG	1 000 DM	1 000 \$	GROUP DESCRIPTION	DT * 100 KG	1 000 DM	1 000 \$
801 INDUSTRIAL PLANT, CHAP 90	301	84	46	121 TOBACCO UNMFACTRD, REFUSE	318 216	433 035	241 234
848 HEADGEAR, NONTXTL CLOTHNG	143	341	188	122 TOBACCO MFRS	100 044	39 220	21 825
872 MEDICAL INSTRUMENTS NES	167	400	230	211 HIDES, SKINS, UNRESSED	11 469	3 275	1 834
874 MEASURING, CONTROLNG INSTR	99	462	258	212 FUR SKINS UNRESSED	6 750	111 052	60 977
892 PRINTED MATTER	23	56	31	222 SEEDS FOR SOFT/FIXED OIL	25 055 979	994 928	558 067
894 TOYS, SPORTING GOODS, ETC	32	152	83	223 SEEDS FOR OTH FIXED OILS	74 576	3 142	1 719
SWAZILAND				232 NATURAL RUBBER, GUMS	1 824	341	188
IMPORTS	61 430	13 424	7 388	233 RUBBER, SYNTHETIC, RECLAIMD	344 357	142 481	79 110
011 MEAT FRESH, CHILLD, FROZEN	9 216	6 313	3 456	244 CORK RAW AND WASTE	31	55	30
057 FRUIT, NUTS, FRESH, DRIED	30 664	2 972	1 629	245 FUEL WOOD NES, CHARCOAL	8 999	448	246
058 FRUIT PRESERVED, PREPARED	17 272	3 082	1 718	246 PULPMOOD, CHIPS, WOODWASTE	1 903	141	80
247 OTH WOOD ROUGH, SQUARED	381	64	35	247 OTH WOOD ROUGH, SQUARED	1 185 691	100 439	56 043
251 PULP AND WASTE PAPER	706	60	32	248 WOOD SHAPED	1 021 697	129 431	72 098
278 OTHER CRUDE MINERALS	1 263	201	109	251 PULP AND WASTE PAPER	6 140 394	650 744	363 139
697 BASE MTL HOUSEHOLD EQUIP	115	59	33	261 SILK	149	198	107
821 FURNITURE	1 657	524	292	263 COTTON	636 593	145 958	82 689
845 OUTERWEAR KNIT NONELASTC	30	93	53	266 SYNTHETIC FIBRE TO SPIN	26 929	39 251	21 916
EXPORTS	10 324	5 171	2 925	267 OTHER MAN-MADE FIBRES	73 433	32 733	16 156
022 MILK AND CREAM	2 900	643	391	268 WOOL(EXC TOPS), ANML HAIR	3 142	2 002	1 107
046 WHEAT ETC MEAL OR FLOUR	3 600	226	125	269 WASTE OF TEXTILE FABRICS	7 627	1 605	891
098 EDIBLE PRODUCTS, PREPS NES	172	571	51	271 FERTILIZERS, CRUDE	6 135 849	44 434	24 569
335 RESIDUAL PETRLM PROD NES	1 968	167	95	273 STONE, SAND AND GRAVEL	16 911	2 695	1 485
513 ORGANIC ACIDS, ETC	7	62	34	274 SULPHUR ETC	281 807	8 620	4 804
541 MEDICINAL ETC PRODUCTS	10	98	52	277 NATURAL ABRASIVES NES	10 756	38 102	21 211
598 MISC CHEMICAL PRODS NES	129	161	88	278 OTHER CRUDE MINERALS	2 365 896	83 270	46 387
695 TOOLS	224	605	339	282 IRON AND STEEL SCRAP	419 571	11 485	6 437
712 STEAM ENGINES, TURBINES	6	403	222	287 BASE METAL ORES, CONC NES	124 631	33 617	18 940
728 OTH MACHY FOR SPCL INDUS	87	303	167	288 NONFERR METAL SCRAP NES	292 424	76 769	42 909
736 MACHINE TOOLS FOR METAL	354	800	446	289 PREC METAL ORE, WASTE NES	87 757	166 286	93 170
741 HEATING, COOLING EQUIPMNT	41	101	55	291 CRUDE ANIMAL MTRIALS NES	210 683	43 527	24 257
751 OFFICE MACHINES	14	108	58	292 CRUDE VEG MATERIALS NES	82 646	61 038	34 094
821 FURNITURE	227	345	191	322 COAL, LIGNITE, PEAT	4 632 989	48 087	26 719
872 MEDICAL INSTRUMENTS NES	8	165	92	323 BRIQUETS, COKE, SEMI-COKE	311 670	5 764	3 223
874 MEASURING, CONTROLNG INSTR	14	284	174	334 PETROLEUM PRODUCTS, REFIN	1 459 102	98 172	54 741
LESOTHO				335 RESIDUAL PETRLM PROD NES	12 317 726	172 866	96 149
IMPORTS	4 288	3 359	1 870	411 ANIMAL OILS AND FATS	213 227	13 076	7 251
056 VEGTBLES ETC PRSVD, PREPD	2 342	822	457	423 FIXED VEG OILS, SOFT	8 984	931	530
658 TEXTILE ARTICLES NES	3	55	31	424 FIXED VEG OIL NONSOFT	81 504	14 865	8 400
842 MENS OUTERWEAR NOT KNIT	185	577	324	431 PROCESD ANML VEG OIL, ETC	50 774	7 339	4 046
845 OUTERWEAR KNIT NONELASTC	59	197	109	511 HYDROCARBONS NES, DERIVS	1 722 697	140 056	77 392
846 UNDERWEAR KNITTED	24	63	35	512 ALCOHOLS, PHENOLS, ETC	197 996	42 771	23 808
899 OTHER MANUFACTURED GOODS	1 660	1 506	837	513 ORGANIC ACIDS, ETC	687 182	125 867	70 234
EXPORTS	12 543	4 600	2 569	514 NITROGEN-FUNCTN COMPOUNDS	243 589	121 938	67 620
011 MEAT FRESH, CHILLD, FROZEN	1 098	126	73	515 ORG-INORG COMPOUNDS ETC	95 515	182 453	101 785
039 FISH ETC PREPD PRSVD NES	900	389	212	516 OTHER ORGANIC CHEMICALS	290 214	87 978	49 039
046 WHEAT ETC MEAL OR FLOUR	4 600	292	169	522 INORG ELEMNTS, OXIDES, ETC	223 357	65 652	36 471
335 RESIDUAL PETRLM PROD NES	2 984	248	137	523 OTHR INORGANIC CHEMICALS	948 649	101 194	56 276
611 LEATHER	48	119	65	524 RADIOACTIVE ETC MATERIAL	4 956	265 771	146 465
691 STRUCTURES AND PARTS NES	153	68	39	531 SYNT DYE, NAT INDOGO, LAKES	9 120	19 090	10 678
692 METAL TANKS, BOXES, ETC	348	652	361	532 DYES NES, TANNING PRODS	425	670	379
716 ROTATING ELECTRIC PLANT	82	171	96	533 PIGMENTS, PAINTS, ETC	79 591	70 349	39 174
724 TEXTILE, LEATHER MACHNRY	9	165	90	541 MEDICINAL ETC PRODUCTS	34 247	335 885	187 414
728 OTH MACHY FOR SPCL INDUS	65	141	79	551 ESSENTL OIL, PERFUME, ETC	12 058	20 382	11 337
736 MACHINE TOOLS FOR METAL	7	63	34	553 PERFUMERY, COSMETICS, ETC	8 131	13 104	7 294
751 OFFICE MACHINES	12	79	47	554 SOAPS, CLEANING ETC PREPS	54 026	29 292	16 302
764 TELECOM EQPT, PTS, ACC NES	11	329	180	562 FERTILIZERS MANUFACTURED	3 012 664	90 721	50 237
792 AIRCRAFT	144	144	82	572 EXPLOSIVES, PYROTECH PROD	323	2 288	1 272
874 MEASURING, CONTROLNG INSTR	16	307	169	582 PROD OF CONDENSATION ETC	376 417	291 515	162 196
881 PHOTO APPAR & EQUIPT NES	28	312	191	583 PROD OF POLYMERIZING ETC	583 709	390 149	216 915
899 OTHER MANUFACTURED GOODS	1 375	555	308	584 CELLULOSE DERIVATIVES ETC	38 661	43 483	24 231
USA				585 PLASTIC MATERIALS NES	10 616	17 033	9 486
IMPORTS	106 899 352	25 612 876	14 282 870	591 PESTICIDES, DISINFECTANTS	16 854	31 825	17 436
001 LIVE ANIMALS	894	5 255	2 921	592 STARCH, INULIN, GLUTEN, ETC	34 632	31 594	17 592
011 MEAT FRESH, CHILLD, FROZEN	22 661	18 128	10 088	598 MISC CHEMICAL PRODS NES	489 909	531 221	296 108
014 MEAT PREPD, PRSVD, NES ETC	15 350	3 416	1 936	611 LEATHER	22 174	49 681	27 656
022 MILK AND CREAM	637	147	84	612 LEATHER ETC MANUFACTURES	1 316	4 159	2 307
025 EGGS, BIRDS, FRESH, PRSRVD	1 117	1 317	730	613 FUR SKINS TANNED, DRESSED	150	4 982	2 758
034 FISH FRESH, CHILLD, FROZN	22 475	15 973	9 040	621 MATERIALS OF RUBBER	28 011	40 771	22 722
035 FISH SALTED, DRIED, SMOKED	462	1 101	656	625 RUBBER TYRES, TUBES	53 447	35 165	19 588
036 SHELL FISH FRESH, FROZEN	3 993	2 620	1 480	628 RUBBER ARTICLES NES	8 641	46 675	25 991
037 FISH ETC PREPD PRSVD NES	1 315	3 986	2 248	633 CORK MANUFACTURES	57	199	106
041 WHEAT ETC UNMILLED	148 413	9 997	5 621	634 VENEERS, PLYWOOD, ETC	642 072	134 929	74 933
042 RICE	765 734	43 791	24 445	635 WOOD MANUFACTURES NES	12 385	4 088	2 277
044 MAIZE UNMILLED	2 630 555	109 010	59 865	641 PAPER AND PAPERBOARD	1 332 482	156 400	86 903
045 CEREALS NES UNMILLED	102 840	4 673	2 592	642 ARTICLES OF PAPER ETC	38 784	36 395	20 246
047 OTHER CEREAL MEALS, FLOUR	10 780	960	537	651 TEXTILE YARN AND THREAD	142 770	163 458	91 082
048 CEREAL ETC PREPARATIONS	14 992	2 009	1 118	652 COTTON FABRICS, WOVEN	28 714	29 751	16 478
054 VEG ETC FRSH, SMPLY PRSVD	100 738	12 805	7 207	653 WOVN MAN-MADE FIB FABRIC	4 597	19 134	10 663
056 VEGTBLES ETC PRSVD, PREPD	36 339	15 054	8 372	654 OTH WOVEN TEXTILE FABRIC	4 784	8 869	4 924
057 FRUIT, NUTS, FRESH, DRIED	918 340	367 594	209 186	655 KNIT ETC FABRICS	1 676	4 761	2 652
058 FRUIT PRESERVED, PREPARED	143 086	32 736	18 263	656 LACE, RIBBONS, TULLE, ETC	1 673	8 550	4 782
061 SUGAR AND HONEY	302 844	10 302	5 712	657 SPECIAL TEXTILE ETC PROD	41 236	89 212	49 670
062 SUGAR PREPS NON-COCOA	1 563	785	435	658 TEXTILE ARTICLES NES	3 563	10 237	5 710
071 COFFEE AND SUBSTITUTES	408	279	154	659 FLOOR COVERINGS ETC	5 553	5 167	2 883
072 COCOA	1 170	254	146	661 CEMENT ETC BUILDING PROD	4 863	633	355
073 CHOCOLATE AND PRODUCTS	1 382	540	304	662 CLAY, REFRACTORY BLDG PRD	6 995	4 173	2 323
074 TEA AND MATE	0	0	0	663 OTH NONMETAL MINERAL MFS	45 267	96 630	53 824
075 SPICES	1 192	786	432	664 GLASS	65 917	68 687	38 148
081 FEEDING STUFF FOR ANIMLS	23 131 333	683 866	379 413	665 GLASSWARE	9 241	18 040	10 021
098 EDIBLE PRODUCTS, PREPS NES	120 196	26 912	14 975	666 POTTERY	706	1 679	941
111 NON-ALCOHL BEVERAGES NES	2 382	248	135	667 PEARL, PREC-, SEMI-P STONE	0	0	0
112 ALCOHOLIC BEVERAGES	50 204	23 741	13 374	671 PIG IRON ETC	44 182	10 956	6 057
				672 IRON, STL PRIMARY FORMS	29 755	3 064	1 721
				673 IRON AND STEEL SHAPES	45 953	14 551	8 048
				674 IRN, STL UNIV, PLATE, SHEET	15 600	5 652	3 150
				675 IRON, STEEL HOOP, STRIP	10 410	6 584	3 645
				677 IRN, STL WIRE EXCL W ROD	3 802	2 590	1 446
				678 IRON, STL TUBES, PIPES, ETC	10 171	21 610	12 116
				679 IRN, STL CASTINGS UNWORKE	558	293	161
				681 SILVER, PLATINUM, ETC	1 445	76 982	43 056
				682 COPPER EXC CEMENT COPPER	22 709	41 990	23 329
				683 NICKEL	10 025	33 259	18 427
				684 ALUMINIUM	47 753	32 455	18 028
				685 LEAD	360	203	111
				686 ZINC	15 866	3 638	2 144

7 IMPORTS AND EXPORTS (SPECIAL TRADE) BY COUNTRIES OF PRODUCTION AND CONSUMPTION AND BY GROUPS OF THE SITC-REV. 11 1987

GROUP DESCRIPTION	DT = 100 KG	1 000 DM	1 000 \$	GROUP DESCRIPTION	DT = 100 KG	1 000 DM	1 000 \$
687 TIN	1 830	2 364	1 314	057 FRUIT, NUTS, FRESH, DRIED	2 577	2 356	1 304
688 URANIUM, THORIUM, ALLOYS		174	106	058 FRUIT PRESERVED, PREPARED	326 643	80 705	44 754
689 NON-FER BASE METALS NES	79 766	60 490	33 853	061 SUGAR AND HONEY	27 190	1 648	917
691 STRUCTURES AND PARTS NES	12 465	13 302	7 365	062 SUGAR PREPS NON-COCOA	133 056	51 575	28 606
692 METAL TANKS, BOXES, ETC	2 166	4 831	2 702	071 COFFEE AND SUBSTITUTES	408 882	251 961	140 063
693 WIRE PRODUCTS NON ELECTR	1 853	6 101	3 417	072 COCOA	39 895	12 626	7 027
694 STL, COPPR NAILS, NUTS, ETC	14 783	56 550	31 504	073 CHOCOLATE AND PRODUCTS	20 477	18 064	10 115
695 TOOLS	14 148	95 557	55 341	074 TEA AND MATE			
696 CUTLERY	3 099	13 383	7 480	075 SPICES	696	1 557	907
697 BASE MTL HOUSEHOLD EQUIP	5 272	6 333	3 535	081 FEEDING STUFF FOR ANIMLS	51 084	50 845	28 301
699 OTHER METAL MANUFACTURES	53 993	160 845	89 447	098 EDIBLE PRODCTS, PREPS NES	35 155	25 915	14 537
711 STEAM BOILERS & AUX PLNT	143	399	223	111 NON-ALCOHL BEVERAGES NES	67 337	9 366	5 231
712 STEAM ENGINES, TURBINES	466	6 104	3 610	112 ALCOHOLIC BEVERAGES	1 594 918	339 733	188 533
713 INTRNL COMBUS PISTN ENGN	79 460	176 284	98 357	121 TOBACCO UNMNFCTRD, REFUSE	30 384	6 380	3 519
714 ENGINES & MOTORS NES	6 841	505 920	280 908	122 TOBACCO MFPS	2 365	3 310	1 836
716 ROTATING ELECTRIC PLANT	39 196	126 217	70 322	211 HIDES, SKINS, UNDRESSED	1 935	707	396
718 OTH POWER GENERATG MACHY	4 499	25 056	13 952	212 FUR SKINS UNDRESSED	17	1 428	780
721 AGRIC MACHY, EXC TRACTORS	30 917	41 979	23 256	222 SEEDS FOR SOFT FIXED OIL	31	171	93
722 TRACTORS NON-ROAD	12 133	12 843	7 336	223 SEEDS FOR OTH FIXED OILS	2 035	341	187
723 CIVIL ENGINEERG EQUIP ETC	74 082	87 769	48 883	233 RUBBER, SYNTHETIC, RECLAIMD	127 483	27 403	15 208
724 TEXTILE, LEATHER MACHNRY	11 643	39 771	22 209	247 OTH WOOD ROUGH, SQUARED	1 246	135	71
725 PAPER ETC MILL MACHINERY	7 235	28 071	15 598	248 WOOD SHAPED	12 875	2 271	1 271
726 PRINTG, BKBDNG MACHY, PTS	11 362	70 419	39 432	251 PULP AND WASTE PAPER	7 660	999	555
727 FOOD MACHRY NON-DOMESTIC	1 572	7 791	4 356	264 JUTE, OTH TEX BAST FIBRES	1 162	66	38
728 OTH MACHY FOR SPCL INDUS	30 808	266 167	148 558	266 SYNTHETIC FIBRE TO SPIN	96 209	36 765	20 352
736 MACHINE TOOLS FOR METAL	27 834	121 270	67 473	267 OTHER MAN-MADE FIBRES	19 813	3 431	1 918
737 METALWORKING MACHNRY NES	7 981	31 892	17 860	268 WOOL(EXC TOPS), ANML HAIR	849	735	415
741 HEATING, COOLING EQUIPMNT	66 475	239 622	133 012	269 WASTE OF TEXTILE FABRICS	6 861	2 646	1 477
742 PUMPS FOR LIQUIDS ETC	36 183	117 546	65 595	273 STONE, SAND AND GRAVEL	2 603	152	82
743 PUMPS NES CENTRIFUGES ETC	39 919	159 081	88 746	277 NATURAL ABRASIVES NES	647	1 693	958
744 MECHANICAL HANDLING EQU	28 231	37 905	21 056	278 OTHER CRUDE MINERALS	181 659	6 074	3 276
745 NONELEC MACHY, TOOLS NES	19 100	127 110	70 698	282 IRON AND STEEL SCRAP	848	259	140
749 NONELEC MACH PTS, ACC NES	78 942	307 622	171 133	287 BASE METAL ORES, CONC NES	55 791	14 214	7 863
751 OFFICE MACHINES	11 568	110 559	61 763	288 NONFERR METAL SCRAP NES	22 773	21 324	11 740
752 AUTOMATIC DATA PROC EQUI	92 110	2 139 760	1 193 958	289 PREC METAL ORE, WASTE NES	654	1 745	960
759 OFFICE & ADP MCH PTS, ACC	59 588	1 417 938	790 661	291 CRUDE ANIMAL MTRIALS NES	36 376	37 922	21 105
761 TELEVISION RECEIVERS	238	5 299	2 980	292 CRUDE VEG MATERIALS NES	19 704	23 234	12 966
762 RADIO BROADCAST RECEIVRS	239	1 988	1 096	334 PETROLEUM PRODUCTS, REFIN	122 504	15 510	8 668
763 SOUND RECORDRS, PHONOGRPH	1 074	14 049	7 932	335 RESIDUAL PETRLM PROD NES	477 496	31 106	17 046
764 TELECOM EQPT, PTS, ACC NES	20 071	319 562	178 216	411 ANIMAL OILS AND FATS	692	1 306	722
771 ELECTRIC POWER MACHY NES	13 279	124 089	68 948	423 FIXED VEG OILS, SOFT	61 963	3 801	2 125
772 SWITCHGEAR ETC & PTS NES	23 341	411 343	229 464	424 FIXED VEG OIL NONSOFT	1 224	424	235
773 ELECTR DISTRIBUTING MACH	32 291	125 038	69 717	431 PROCESD ANML VEG OIL, ETC	4 409	903	513
774 ELECTRO-MEDCL XRAY EQUIP	6 788	169 000	94 193	511 HYDROCARBONS NES, DERIVS	491 225	61 989	34 782
775 HOUSEHOLD TYPE EQUIP NES	8 698	28 278	16 045	512 ALCOHOLS, PHENOLS, ETC	654 042	177 788	98 993
776 TRANSISTORS, VALVES, ETC	7 071	656 893	366 631	513 ORGANIC ACIDS, ETC	485 784	123 299	68 805
778 ELECTRICAL MACHINERY NES	74 994	530 428	295 579	514 NITROGEN-FUNCTN COMPOUNDS	310 402	331 117	184 672
781 PASS MOTOR VEH EXC BUSES	100 417	127 470	71 406	515 ORG-INORG COMPOUNDS ETC	234 124	289 964	167 535
782 LORRIES, SPCL MTR VEH NES	8 801	7 314	4 036	516 OTHER ORGANIC CHEMICALS	244 887	129 436	72 441
783 ROAD MOTOR VEHICLES NES	336	568	323	522 INORG ELEMNTS, OXIDES, FTC	2 114 497	213 759	118 879
784 MOTOR VEHCL PTS, ACC NES	76 900	163 173	90 831	523 OTHR INORGANIC CHEMICALS	987 419	191 163	106 548
785 MOTOR & OTHER CYCLES ETC	12 429	27 690	15 447	524 RADIOACTIVE ETC MATERIAL	2 605	113 077	62 140
786 VEH NES NONMOTR, TRAILERS	192 012	18 334	10 260	531 SYNT DYE, NAT INDGO, LAKES	165 911	378 137	210 504
791 RAILWAY VEHICLES	5 185	16 323	9 116	532 DYES NES, TANNING PRODS	30 987	5 538	3 078
792 AIRCRAFT	35 236	1 898 802	1 062 442	533 PIGMENTS, PAINTS, ETC	430 997	179 376	99 926
793 SHIPS AND BOATS	27 789	36 327	20 179	541 MEDICINAL ETC PRODUCTS	62 201	480 957	268 286
812 PLUMBG HEATNG, LGHTNG EQU	3 144	13 263	7 444	551 ESSENTIAL OIL, PERFUME, ETC	13 803	13 562	7 515
821 FURNITURE	21 746	32 891	18 311	553 PERFUMERY, COSMETICS, ETC	74 323	86 265	48 930
831 TRAVEL GOODS, HANDBAGS	1 285	5 628	3 146	554 SOAPS, CLEANING ETC PREPS	69 836	32 965	18 353
842 MENS OUTERWEAR NOT KNIT	1 435	6 561	3 611	562 FERTILIZERS MANUFACTURED	1 305 883	30 533	17 310
843 WOMENS OUTERWEAR NONKNIT	607	5 258	2 895	572 EXPLOSIVES, PYROTECH PROD	1 580	4 882	2 701
844 UNDERWEAR NOT KNIT	97	790	433	582 PROD OF CONDENSATION ETC	482 200	268 514	160 843
845 OUTERWEAR KNIT NONELASTC	546	3 413	1 903	583 PROD OF POLYMERIZING ETC	678 879	333 934	185 634
846 UNDERWEAR KNITTED	2 904	14 566	8 092	584 CELLULOSE DERIVATIVES ETC	68 727	61 546	34 324
847 TXTL CLTHNG ACCSRYNS NES	8 424	30 482	16 993	585 PLASTIC MATERIALS NES	58 167	41 472	23 026
848 HEADGEAR, NONTXTL CLOTHING	8 311	21 103	11 760	591 PESTICIDES, DISINFECTANTS	42 230	59 748	33 372
851 FOOTWEAR	2 928	12 969	7 176	592 STARCH, INULIN, GLUTEN, ETC	154 684	54 131	30 074
871 OPTICAL INSTRUMENTS	1 842	74 631	41 389	598 MISC CHEMICAL PRODS NES	1 652 624	364 301	202 988
872 MEDICAL INSTRUMENTS NES	16 391	232 531	129 840	605 INDUSTRIAL PLANT, CHAP 73	37 013	50 065	28 074
873 METERS & COUNTERS NES	627	7 102	3 935	611 LEATHER	29 707	54 465	30 564
874 MEASURNG, CONTROLNG INSTR	37 944	1 161 687	647 113	612 LEATHER ETC MANUFACTURES	1 885	9 526	5 313
881 PHOTO APPAR & EQUIPT NES	12 090	127 013	70 712	613 FUR SKINS TANNED, DRESSED	158	5 447	3 003
882 PHOTO, CINEMA SUPPLIES	68 590	272 995	151 916	621 MATERIALS OF RUBBER	65 841	32 577	18 230
883 DEVELOPED CINEMA FILM	268	5 848	3 290	625 RUBBER TYRES, TUBES	308 583	207 673	115 735
884 OPTICAL GOODS NES	2 184	82 635	46 013	628 RUBBER ARTICLES NES	27 681	62 218	34 681
885 WATCHES AND CLOCKS	686	6 858	3 828	633 CORK MANUFACTURES	564	1 690	941
892 PRINTED MATTER	62 002	117 762	65 681	634 VENEERS, PLYWOOD, ETC	28 610	22 871	12 777
893 ARTICLES OF PLASTIC NES	57 354	159 019	88 664	635 WOOD MANUFACTURES NES	35 785	41 271	23 001
894 TOYS, SPORTING GOODS, ETC	56 631	131 169	73 238	641 PAPER AND PAPERBOARD	1 782 818	317 498	176 969
895 OFFICE SUPPLIES NES	6 441	24 905	13 874	642 ARTICLES OF PAPER ETC	52 800	63 784	30 018
896 WORKS OF ART ETC	1 467	83 511	46 405	651 TEXTILE YARN AND THREAD	207 905	194 107	107 829
897 GOLD, SILVER WARE, JEWELRY	370	23 911	13 379	652 COTTON FABRICS, WOVEN	21 914	48 054	26 726
898 MUSICAL INSTRUMENTS, PTS	42 934	310 693	173 706	653 WOVN MAN-MADE FIB FABRIC	40 324	125 395	69 710
899 OTHER MANUFACTURED GOODS	4 859	121 887	67 972	654 OTH WOVEN TEXTILE FABRIC	9 442	35 834	19 951
941 ZOO ANIMALS, PETS	269	2 003	1 113	655 KNIT ETC FABRICS	5 933	19 979	11 072
951 WAR FIREARMS, AMMUNITION	2 003	11 497	6 414	656 LACE, RIBBONS, TULLE, ETC	3 296	12 740	7 100
961 COIN NONGOLD, NONCURRENT	184	10 711	5 974	657 SPECIAL TEXTILE ETC PROD	38 252	81 700	45 433
971 GOLD, NON MONETARY NES				658 TEXTILE ARTICLES NES	16 296	35 660	19 892
972 GOLD COIN	32	82 370	46 061	659 FLOOR COVERINGS ETC	10 758	25 581	14 152
				661 CEMENT ETC BUILDING PROD	18 170	4 182	2 333
EXPORTS	49 396 856	49 879 002	27 833 102	662 CLAY, REFRACTORY BLDG PROD	294 646	49 767	27 640
001 LIVE ANIMALS	1 820	8 482	4 724	663 OTH NONMETAL MINERAL MFS	159 104	133 688	74 333
012 MEAT DRIED, SALTED, SMOKED	654	940	522	664 GLASS	244 074	141 478	78 938
014 MEAT PREPD, PRSVD, NES ETC	820	739	407	665 GLASSWARE	147 875	160 564	89 048
022 MILK AND CREAM	147	132	71	666 POTTERY	31 701	93 839	52 073
023 BUTTER	339	257	147	671 PIG IRON ETC	316 667	62 398	35 618
024 CHEESE AND CURD	23 087	17 128	9 494	672 IRON, STL PRIMARY FORMS	5 251 426	275 074	153 581
025 EGGS, BIRDS, FRESH, PRSRVD	259	61	34	673 IRON AND STEEL SHAPES	1 623 987	131 511	73 872
034 FISH FRESH, CHILLED, FROZN	580	392	214	674 IRN, STL UNIV, PLATE, SHEET	6 896 292	652 356	364 969
037 FISH ETC PREPD PRSVD NES	3 778	3 108	1 752	675 IRON, STEEL HOOP, STRIP	389 908	97 954	54 958
047 OTHER CEREAL MEALS, FLOUR	334	71	39	676 RAILWAY RAILS ETC IRN, STL	118 164	8 872	5 055
048 CEREAL ETC PREPARATIONS	99 191	41 911	23 274	677 IRN, STL WIRE EXCL W ROD	205 909	36 630	20 501
054 VEG ETC FRSH, SPLY PRSVD	39 351	43 545	24 100	678 IRON, STL TUBES, PIPES, ETC	1 685 016	226 733	127 398
056 VEGTBLES ETC PRSVD, PREPD	16 823	7 893	4 410	679 IRN, STL CASTINGS UNWORKE	59 413	23 369	13 084

7 IMPORTS AND EXPORTS (SPECIAL TRADE) BY COUNTRIES OF PRODUCTION AND CONSUMPTION AND BY GROUPS OF THE SITC-REV. II 1987

GROUP DESCRIPTION	DT * 100 KG	1 000 DM	1 000 \$	GROUP DESCRIPTION	DT * 100 KG	1 000 DM	1 000 \$
681 SILVER, PLATINUM, ETC	134	33 243	18 572	CANADA			
682 COPPER EXC CEMENT COPPER	408 809	236 188	132 056	IMPORTS	65 581 091	3 366 822	1 875 977
683 NICKEL	32 259	54 791	30 488				
684 ALUMINIUM	267 714	171 000	95 618	001 LIVE ANIMALS	386	565	314
685 LEAD	106 868	22 628	12 588	011 MEAT FRESH, CHILLO, FROZEN	1 273	828	470
686 ZINC	73 879	11 921	6 791	014 MEAT PREPD, PRSVD, NES ETC	928	333	196
687 TIN	359	725	414	025 EGGS, BIRDS, FRESH, PRSVD	470	638	355
689 NON-FER BASE METALS NES	9 687	21 573	12 068	034 FISH FRESH, CHILLED, FROZN	83 016	24 210	13 471
691 STRUCTURES AND PARTS NES	64 143	39 362	21 854	035 FISH SALTED, DRIED, SMOKED	7 256	7 890	4 329
692 METAL TANKS, BOXES, ETC	23 126	29 607	16 422	036 SHELL FISH FRESH, FROZEN	5 825	11 701	6 589
693 WIRE PRODUCTS NON ELECTR	130 226	65 256	36 446	037 FISH ETC PREPD PRSVD NES	3 730	4 947	2 750
694 STL, COPPR NAILS, NUTS, ETC	117 108	101 268	56 385	041 WHEAT ETC UNMILLED	186 223	12 776	7 381
695 TOOLS	50 587	219 084	122 455	043 BARLEY UNMILLED	7 417	371	205
696 CUTLERY	12 205	87 006	48 620	044 MAIZE UNMILLED	11 910	4 322	2 345
697 BASE MTL HOUSEHOLD EQUIP	23 018	41 691	23 165	045 CEREALS NES UNMILLED	80 571	4 512	2 510
699 OTHER METAL MANUFACTURES	391 526	431 565	240 728	048 CEREAL ETC PREPARATIONS	547	95	50
700 INDUSTRIAL PLANT, CHAP 84	19 561	95 543	53 298	054 VEG ETC FRSH, SPLY PRSVD	655 868	30 263	17 415
703 INDUSTRIAL PLANT, CHAP 85	671	10 860	6 037	056 VEGTBLES ETC PRSVD, PREPD	13 202	1 636	919
711 STEAM BOILERS & AUX PLNT	1 134	1 562	1 030	057 FRUIT, NUTS, FRESH, DRIED	751	380	217
712 STEAM ENGINES, TURBINES	10 652	55 837	31 009	058 FRUIT PRESERVED, PREPARED	44 459	15 707	9 001
713 INTRNL COMBUS PISTN ENGN	801 222	1 423 859	795 062	061 SUGAR AND HONEY	19 197	8 792	4 914
714 ENGINES & MOTORS NES	6 603	517 874	288 601	073 CHOCOLATE AND PRODUCTS	1 213	443	242
716 ROTATING ELECTRIC PLANT	67 911	219 197	122 269	081 FEEDING STUFF FOR ANIMLS	269 810	3 686	2 131
718 OTH POWER GENERATG MACHY	27 242	56 573	31 612	088 EDIBLE PRODUCTS, PREPS NES	30 433	6 239	3 479
721 AGRIC MACHY, EXC TRACTORS	91 662	94 176	52 609	112 ALCOHOLIC BEVERAGES	3 091	1 752	983
722 TRACTORS NON-ROAD	376 554	361 766	201 523	121 TOBACCO UNMNFCTRD, REFUSE	11 326	7 936	4 402
723 CIVIL ENGINEER EQUIP ETC	523 884	440 095	246 043	122 HIDES, SKINS, UNDRESSED	5 900	2 005	1 120
724 TEXTILE, LEATHER MACHNY	326 243	1 175 472	657 541	212 FUR SKINS UNDRESSED	1 942	29 419	16 191
726 PAPER ETC MILL MACHINERY	92 846	308 377	173 293	222 SEEDS FOR SOFT/FIXED OIL	285 400	9 775	5 389
726 PRINTG, BKBINDG MACHY, PTS	178 458	785 748	438 621	223 SEEDS FOR OTH FIXED OILS	3 430 446	102 914	60 851
727 FOOD MACHRY NON-DOMESTIC	26 508	121 932	68 026	233 RUBBER, SYNTHETIC, RECLAIMD	8 664	3 095	1 729
728 OTH MACHY FOR SPL INDUS	426 209	1 428 282	797 064	247 OTH WOOD ROUGH, SQUARED	12 980	1 238	694
736 MACHINE TOOLS FOR METAL	175 325	830 515	464 082	248 WOOD SHAPED	889 588	104 515	58 137
737 METALWORKING MACHNY NES	55 762	132 524	73 794	251 PULP AND WASTE PAPER	8 329 201	805 911	448 780
741 HEATING, COOLING EQUIPMNT	112 656	296 784	165 392	256 SYNTHETIC FIBRE TO SPIN	240	49	30
742 PUMPS FOR LIQUIDS ETC	69 508	287 687	161 116	267 OTHER MAN-MADE FIBRES	798	121	67
743 PUMPS NES, CENTRIFUGES ETC	133 148	392 482	219 170	268 WOOL (EXC TOPS), ANML HAIR	118	157	85
744 MECHANICAL HANDLING EQU	188 538	259 882	144 582	273 STONE, SAND AND GRAVEL	13 816	809	448
745 NONELEC MACHY, TOOLS NES	134 313	679 218	378 868	274 SULPHUR ETC	1 349 425	28 790	15 891
749 NONELEC MACH PTS, ACC NES	594 639	900 817	503 059	278 OTHER CRUDE MINERALS	351 650	29 993	16 572
751 OFFICE MACHINES	34 035	173 443	97 207	281 IRON ORE, CONCENTRATES	38 101 377	196 314	108 614
752 AUTOMATIC DATA PROC EQUIP	39 372	498 852	278 143	282 IRON AND STEEL SCRAP	12 992	664	375
759 OFFICE & ADP MCH PTS, ACC	20 189	448 610	250 738	287 BASE METAL ORES, CONC NES	4 024 099	172 899	96 117
761 TELEVISION RECEIVERS	2 476	20 374	11 202	288 NONFERR METAL SCRAP NES	1 752 041	90 941	50 464
762 RADIO BROADCAST RECEIVRS	1 039	25 549	14 092	289 PREC METAL ORE, WASTE NES	2 041	39 685	21 810
763 SOUND RECORDRS, PHONOGRPH	11 058	84 261	46 814	291 CRUDE ANIMAL MTRIALS NES	4 660	4 978	2 794
764 TELECOM EQPT, PTS, ACC NES	13 849	220 739	123 138	292 CRUDE VEG MATERIALS NES	8 794	4 659	2 607
771 ELECTRIC POWER MACHY NES	28 527	124 435	69 509	322 COAL, LIGNITE, PEAT	1 616 147	14 880	8 210
772 SWITCHGEAR ETC & PTS NES	63 248	489 464	273 315	323 BRIQUETS, COKE, SEMI-COKE	5 097	67	36
773 ELECTR DISTRIBUTING MACH	19 326	46 731	26 076	334 PETROLEUM PRODUCTS, REFIN	42 527	4 075	2 259
774 ELECTRO-MEDCL, XRAY EQUIP	36 108	633 129	354 130	335 RESIDUAL PETRLM PROD NES	142 735	6 326	3 537
775 HOUSEHOLD TYPE EQUIP NES	94 679	153 243	85 617	411 ANIMAL OILS AND FATS	105 357	6 462	3 662
776 TRANSISTORS, VALVES, ETC	4 702	251 259	141 101	424 FIXED VEG OIL NONSOFT	3 010	124	69
778 ELECTRICAL MACHINERY NES	273 619	836 134	465 942	431 PROCESD ANML VEG OIL, ETC	2 218	347	191
781 PASS MOTOR VEH EXC BUSES	4 840 431	16 671 030	9 306 943	511 HYDROCARBONS NES, DERIVS	109 519	12 719	7 041
782 LORRIES, SPLCL MTR VEH NES	34 345	47 120	26 190	512 ALCOHOLS, PHENOLS, ETC	12 874	833	455
783 ROAD MOTOR VEHICLES NES	5 855	12 680	6 968	513 ORGANIC ACIDS, ETC	14 967	2 898	1 611
784 MOTOR VEHCL PTS, ACC NES	1 130 110	2 281 973	1 270 944	514 NITROGEN-FUNCTN COMPOUNDS	9 128	986	545
785 MOTOR & OTHER CYCLES ETC	18 292	43 333	24 530	515 ORG-INORG COMPOUNDS ETC	835	2 233	1 293
786 VEH NES NONMOTR, TRAILERS	93 066	92 723	51 835	516 OTHER ORGANIC CHEMICALS	425	774	427
791 RAILWAY VEHICLES	26 225	49 560	27 672	522 INORG ELEMTNS, OXIDES, ETC	46 398	11 235	6 246
792 AIRCRAFT	4 702	280 079	157 264	523 OTHR INORGANIC CHEMICALS	833	758	418
793 SHIPS AND BOATS	3 337	21 399	11 995	524 RADIOACTIVE ETC MATERIAL	12 031	149 244	83 975
801 INDUSTRIAL PLANT, CHAP 90	227	5 355	2 945	531 SYNT DYE, NAT INDGO, LAKES	308	99	57
812 PLUMB, HEATNG, LGHTNG EQU	41 742	57 195	31 892	532 DYES NES, TANNING PRODS	38	68	39
821 FURNITURE	359 126	342 382	190 973	533 PIGMENTS, PAINTS, ETC	1 987	830	457
831 TRAVEL GOODS, HANDBAGS	2 445	24 331	13 569	541 MEDICINAL ETC PRODUCTS	438	7 932	4 433
842 MENS OUTERWEAR NOT KNIT	1 200	21 542	11 858	551 ESSENTIAL OIL, PERFUME, ETC	108	623	344
843 WOMENS OUTERWEAR NONKNIT	3 111	75 359	41 693	553 PERFUMERY, COSMETICS, ETC	226	301	169
844 UNDERWEAR NOT KNIT	256	5 211	2 902	554 SOAPS, CLEANING ETC PREPS	4 104	2 585	1 440
845 OUTERWEAR KNIT NONELASTC	1 706	31 759	17 627	562 FERTILIZERS MANUFACTURED	113 261	2 448	1 379
846 UNDERWEAR KNITTED	419	4 297	2 392	582 PROD OF CONDENSATION ETC	13 811	7 181	3 977
847 TXTL CLTHNG ACCESSRYS NES	5 408	33 671	18 578	583 PROD OF POLYMERIZING ETC	98 479	33 005	18 342
848 HEADGEAR, NONTXTL CLOTHNG	6 515	50 877	28 337	584 CELLULOSE DERIVATIVES ETC	536	242	137
851 FOOTWEAR	4 723	33 368	18 486	585 PLASTIC MATERIALS NES	170	271	148
871 OPTICAL INSTRUMENTS	4 989	171 021	95 199	592 STARCH, INULIN, GLUTEN, ETC	4 466	2 326	1 273
872 MEDICAL INSTRUMENTS NES	20 060	527 339	294 503	598 MISC CHEMICAL PRODS NES	24 738	43 302	24 167
873 METERS & COUNTERS NES	1 020	12 061	6 750	611 LEATHER	5 424	3 885	2 236
874 MEASURNG, CONTROLLNG INSTR	63 200	1 013 104	565 158	612 LEATHER ETC MANUFACTURES	43	1 65	89
881 PHOTO APPAR & EQUIPT NES	17 282	190 104	105 868	613 FUR SKINS TANNED, DRESSED	50	1 761	970
882 PHOTO, CINEMA SUPPLIES	120 877	202 343	112 407	621 MATERIALS OF RUBBER	61	389	222
883 DEVELOPED CINEMA FILM	37	485	271	625 RUBBER TYRES, TUBES	587	439	246
884 OPTICAL GOODS NES	2 635	182 191	101 534	628 RUBBER ARTICLES NES	547	1 204	679
885 WATCHES AND CLOCKS	23 904	144 071	80 413	634 VENEERS, PLYWOOD, ETC	157 649	27 413	15 180
892 PRINTED MATTER	104 352	195 452	108 693	635 WOOD MANUFACTURES NES	15 178	2 710	1 505
893 ARTICLES OF PLASTIC NES	167 560	257 596	143 627	641 PAPER AND PAPERBOARD	1 607 922	176 186	97 991
894 TOYS, SPORTING GOODS, ETC	69 425	181 137	100 875	642 ARTICLES OF PAPER ETC	1 092	685	369
895 OFFICE SUPPLIES NES	18 599	83 861	46 783	651 TEXTILE YARN AND THREAD	6 202	6 187	3 491
896 WORKS OF ART ETC	2 113	128 021	72 046	653 WOVN MAN-MADE FIB FABRIC	3 122	223	122
897 GOLD, SILVER WARE, JEWELRY	450	66 137	36 960	654 OTH WOVEN TEXTILE FABRIC	3 222	2 683	1 492
898 MUSICAL INSTRUMENTS, PTS	65 930	278 918	154 504	655 KNIT ETC FABRICS	229	224	124
899 OTHER MANUFACTURED GOODS	39 197	137 728	76 593	656 LACE, RIBBONS, TULLE, ETC	34	349	196
941 ZOO ANIMALS, PETS	73	704	388	657 SPECIAL TEXTILE ETC PROD	178	1 755	972
951 WAR FIREARMS, AMMUNITION	1 681	29 164	16 295	658 TEXTILE ARTICLES NES	90	308	172
961 COIN NONGOLD, NONCURRENT	13	1 684	931	659 FLOOR COVERINGS ETC	393	311	173
971 GOLD, NON MONETARY NES	9	24 916	13 873	661 CEMENT ETC BUILDING PROD	15 413	884	487
972 GOLD COIN	2	9 100	5 069	662 CLAY, REFRACTORY BLDG PRD	2 558	184	100
				663 OTH NONMETAL MINERAL MFS	5 731	3 443	1 910
				664 GLASS	17 332	10 938	6 065
				665 GLASSWARE	1 633	402	221
				667 PEARL, PREC-, SEMI-P STONE			
				671 PIG IRON ETC	748 555	33 076	18 431
				672 IRON, STL PRIMARY FORMS	46 281	1 770	991
				673 IRON AND STEEL SHAPES	7 247	712	398

7 IMPORTS AND EXPORTS (SPECIAL TRADE) BY COUNTRIES OF PRODUCTION AND CONSUMPTION AND BY GROUPS OF THE SITC-REV. II 1987

GROUP DESCRIPTION	DT * 100 KG	1 000 DM	1 000 \$	GROUP DESCRIPTION	DT * 100 KG	1 000 DM	1 000 \$
674 IRN, STL UNIV, PLATE, SHEET	14 845	813	456	062 SUGAR PREPS NON-COCOA	9 457	4 502	2 523
675 IRON, STEEL HOOP, STRIP	480	381	209	071 COFFEE AND SUBSTITUTES	41 239	28 079	15 461
677 IRN, STL WIRE EXCL W ROD	289	91	53	072 COCOA	5 611	2 945	1 612
678 IRON, STL TUBES, PIPES, ETC	21 657	2 117	1 162	073 CHOCOLATE AND PRODUCTS	19 582	13 343	7 455
681 SILVER, PLATINUM, ETC		72	40	074 TEA AND MATE	944	1 237	682
682 COPPER EXC CEMENT COPPER	110 062	33 436	18 753	075 SPICES	385	452	257
683 NICKEL	79 435	61 847	34 435	081 FEEDING STUFF FOR ANIMLS	4 091	2 673	1 494
684 ALUMINIUM	8 1	6	998	098 EDIBLE PRODUCTS, PREPS NES	9 168	5 188	2 898
686 ZINC	42 420	6 279	3 462	111 NON-ALCOHL BEVERAGES NES	7 464	843	466
688 URANIUM, THORIUM, ALLOYS	14	278	153	112 ALCOHOLIC BEVERAGES	128 635	45 217	24 953
689 NON-FER BASE METALS NES	2 563	6 540	3 632	122 TOBACCO MFRS	499	375	207
691 STRUCTURES AND PARTS NES	8 904	3 803	2 092	212 FUR SKINS UNRESSED	5	111	61
692 METAL TANKS, BOXES, ETC	209	379	211	223 SEEDS FOR OTH FIXED OILS	300	66	37
694 STL, COPPR NAILS, NUTS, ETC	333	604	337	233 RUBBER, SYNTHETIC, RECLAIMD	6 444	1 872	1 037
695 TOOLS	3 354	10 112	5 598	246 PULPWOOD, CHIPS, WOODWASTE	1 844	63	37
697 BASE MTL HOUSEHOLD EQUIP	1 163	1 026	565	248 WOOD SHAPED	658	207	118
699 OTHER METAL MANUFACTURES	3 128	4 694	2 612	266 SYNTHETIC FIBRE TO SPIN	13 509	5 208	2 896
712 STEAM ENGINES, TURBINES	499	8 448	4 656	267 OTHER MAN-MADE FIBRES	1 552	515	297
713 INTRNL COMBUS PISTN ENGN	274	787	438	268 WOOL(EXC TOPS), ANML HAIR	77	94	51
714 ENGINES & MOTORS NES	347	21 529	11 972	273 STONE, SAND AND GRAVEL	2 540	75	42
716 ROTATING ELECTRIC PLANT	2 436	5 584	3 095	274 SULPHUR ETC	597	191	105
718 OTH POWER GENERATG MACHY	115	1 556	842	278 OTHER CRUDE MINERALS	5 282	407	219
721 AGRIC MACHY, EXC TRACTORS	527	820	449	287 BASE METAL ORES, CONC NES	3 872	852	469
722 TRACTORS NON-ROAD	278	409	236	288 NONFER METAL SCRAP NES	1 512	97	54
723 CIVIL ENGINEER EQUIP ETC	7 721	8 827	4 973	291 CRUDE ANIMAL MTRIALS NES	75	345	190
724 TEXTILE, LEATHER MACHNRY	516	1 108	609	292 CRUDE VEG MATERIALS NES	3 854	4 189	2 315
725 PAPER ETC MILL MACHINERY	679	3 000	1 656	334 PETROLEUM PRODUCTS, REFIN	20 139	4 065	2 266
726 PRINTG, BKBINDG MACHY, PTS	442	1 907	1 041	335 RESIDUAL PETRLM PROD NES	187	56	31
727 FOOD MACHRY NON-DOMESTIC	17	94	53	431 PROCEED ANML VEG OIL, ETC	1 329	227	125
728 OTH MACHY FOR SPCL INDUS	2 984	12 589	7 066	511 HYDROCARBONS NES, DERIVS	8 267	2 503	1 386
736 MACHINE TOOLS FOR METAL	192	975	543	512 ALCOHOLS, PHENOLS, ETC	220 491	20 040	11 111
737 METALWORKING MACHNRY NES	24	202	112	513 ORGANIC ACIDS, ETC	31 833	34 215	18 870
741 HEATING, COOLING EQUIPMNT	1 342	3 144	1 734	514 NITROGEN-FUNCTN COMPOUNDS	108 540	24 631	13 741
742 PUMPS FOR LIQUIDS ETC	1 399	1 519	845	515 ORG-INORG COMPOUNDS ETC	12 516	20 251	11 259
743 PUMPS NES, CENTRIFUGES ETC	1 087	2 706	1 514	516 OTHER ORGANIC CHEMICALS	57 342	10 089	5 886
744 MECHANICAL HANDLING EQU	2 135	1 667	943	522 INORG ELEMNTS, OXIDES, ETC	78 663	18 342	10 170
745 NONELEC MACHY, TOOLS NES	1 575	4 596	2 550	523 OTHR INORGANIC CHEMICALS	155 158	18 458	10 331
749 NONELEC MACH PTS, ACC NES	4 933	14 686	8 208	524 RADIOACTIVE ETC MATERIAL		90	48
751 OFFICE MACHINES	360	3 225	1 805	531 SVNT DYE, NAT INDGO, LAKES	29 816	63 986	35 706
752 AUTOMATIC DATA PROC EQUIP	878	19 242	10 798	532 DYES NES, TANNING PRODS	12 121	2 397	1 332
759 OFFICE & ADP MCH PTS, ACC	732	21 279	11 916	533 PIGMENTS, PAINTS, ETC	63 194	23 991	13 375
761 TELEVISION RECEIVERS	113	551	307	541 MEDICINAL ETC PRODUCTS	16 428	108 282	60 343
762 RADIO BROADCAST RECEIVRS	2 183	30 775	17 225	551 ESSENTIAL OIL, PERFUME, ETC	2 296	1 148	631
764 TELECOM EQPT, PTS, ACC NES	1 946	52 144	28 931	553 PERFUMERY, COSMETICS, ETC	9 095	14 718	8 212
771 ELECTRIC POWER MACHY NES	1 661	2 677	1 503	554 SOAPS, CLEANING ETC PREPS	14 746	6 982	3 910
772 SWITCHGEAR ETC & PTS NES	1 967	7 920	4 430	562 FERTILIZERS MANUFACTURED	8 717	462	255
773 ELECTR DISTRIBUTING MACH	1 157	1 725	965	572 EXPLOSIVES, PYROTECH PROD	339	776	433
774 ELECTRO-MEDCL, XRAY EQUIP	99	560	322	582 PROD OF CONDENSATION ETC	152 069	68 451	38 238
775 HOUSEHOLD TYPE EQUIP NES	43	556	311	583 PROD OF POLYMERIZING ETC	166 374	54 353	30 272
776 TRANSISTORS, VALVES, ETC	94	9 290	5 177	584 CELLULOSE DERIVATIVES ETC	9 688	8 623	4 785
778 ELECTRICAL MACHINERY NES	20 369	21 297	11 823	585 PLASTIC MATERIALS NES	20 473	6 496	3 604
781 PASS MOTOR VEH EXC BUSES	7 296	12 636	7 076	591 PESTICIDES, DISINFECTANTS	13 614	6 989	3 907
782 LORRIES, SPCL MTR VEH NES	3 235	1 828	1 013	592 STARCH, INULIN, GLUTEN, ETC	32 143	10 302	5 731
783 ROAD MOTOR VEHICLES NES	14	75	45	598 MISC CHEMICAL PRODS NES	92 177	48 442	26 898
784 MOTOR VEHCL PTS, ACC NES	20 151	23 912	13 252	611 LEATHER	898	3 678	2 041
785 MOTOR & OTHER CYCLES ETC	1 032	1 621	891	612 LEATHER ETC MANUFACTURES	868	2 329	1 289
786 VEH NES NONMOTR, TRAILERS	280	67	37	613 FUR SKINS TANNED, DRESSED	72	2 959	1 649
792 AIRCRAFT	912	137 001	75 462	621 MATERIALS OF RUBBER	4 484	2 500	1 379
793 SHIPS AND BOATS	192	550	304	625 RUBBER TYRES, TUBES	40 890	23 213	12 804
812 PLUMB, HEATNG, LGHTNG EQU	102	235	141	628 RUBBER ARTICLES NES	2 167	5 272	2 968
821 FURNITURE	3 380	2 462	1 378	633 CORK MANUFACTURES	96	239	134
831 TRAVEL GOODS, HANDBAGS	47	228	126	634 VENEERS, PLYWOOD, ETC	8 441	2 410	1 348
842 MENS OUTERWEAR NOT KNIT	78	515	284	635 WOOD MANUFACTURES NES	5 664	2 813	1 566
843 WOMENS OUTERWEAR NONKNIT	16	124	68	641 PAPER AND PAPERBOARD	132 867	37 211	20 846
844 UNDERWEAR NOT KNIT	8	115	66	642 ARTICLES OF PAPER ETC	9 752	9 039	5 013
845 UNDERWEAR KNIT NONELASTC	66	409	225	651 TEXTILE YARN AND THREAD	30 520	32 738	18 334
846 UNDERWEAR KNITTED	244	1 173	653	652 COTTON FABRICS, WOVEN	2 750	8 304	4 626
847 TXTL CLTHNG ACCESSRYS NES	126	322	181	653 WOVN MAN-MADE FIB FABRIC	5 604	23 016	12 833
848 HEADGEAR, NONTXTL CLOTHNG	295	3 119	1 757	654 OTH WOVEN TEXTILE FABRIC	3 534	7 895	4 394
851 FOOTWEAR	280	1 080	606	655 KNIT ETC FABRICS	1 588	6 504	3 598
871 OPTICAL INSTRUMENTS	32	910	503	656 LACE, RIBBONS, TULLE, ETC	770	5 011	2 788
872 MEDICAL INSTRUMENTS NES	176	1 599	888	657 SPECIAL TEXTILE ETC PROD	13 719	15 261	8 508
873 METERS & COUNTERS NES	1	65	37	658 TEXTILE ARTICLES NES	2 155	5 476	3 046
874 MEASURNG, CONTROLLING INSTR	401	19 234	10 672	659 FLOOR COVERINGS ETC	1 162	1 487	825
881 PHOTO APPAR & EQUIP NES	118	4 662	2 591	661 CEMENT ETC BUILDING PROD	21 411	3 851	2 119
882 PHOTO, CINEMA SUPPLIES	704	6 390	3 575	662 CLAY, REFRACTORY BLDG PRD	93 793	14 660	8 131
883 DEVELOPED CINEMA FILM	8	229	130	663 OTH NONMETAL MINERAL MFS	20 648	16 544	9 248
884 OPTICAL GOODS NES	173	7 993	4 498	664 GLASS	33 293	6 698	3 742
885 WATCHES AND CLOCKS	64	231	129	665 GLASSWARE	13 602	12 947	7 242
892 PRINTED MATTER	524	1 374	758	666 POTTERY	4 556	10 218	5 690
893 ARTICLES OF PLASTIC NES	2 379	2 464	1 369	667 PEARL, PREC-, SEMI-P STONE			
894 TOYS, SPORTING GOODS, ETC	3 211	5 827	3 241	671 PIG IRON ETC	33 840	4 136	2 318
895 OFFICE SUPPLIES NES	76	435	246	672 IRON, STL PRIMARY FORMS	1 302 757	67 004	37 675
896 WORKS OF ART ETC	56	2 497	1 402	673 IRON AND STEEL SHAPES	228 419	22 187	12 526
897 GOLD, SILVER WARE, JEWELRY	5	502	278	674 IRN, STL UNIV, PLATE, SHEET	658 511	68 815	38 675
898 MUSICAL INSTRUMENTS, PTS	905	5 394	3 018	675 IRON, STEEL HOOP, STRIP	83 385	26 361	14 630
899 OTHER MANUFACTURED GOODS	329	13 824	7 771	676 RAILWAY RAILS ETC IRN, STL	3 304	520	296
941 ZOO ANIMALS, PETS	583	934	515	677 IRN, STL WIRE EXCL W ROD	27 100	7 823	4 320
951 WAR FIREARMS, AMMUNITION	11	185	108	678 IRON, STL TUBES, PIPES, ETC	160 047	36 018	20 290
961 COIN NONGOLD, NONCURRENT	148	15 363	8 531	679 IRN, STL CASTINGS UNWORKE	5 126	2 011	1 117
971 GOLD, NON MONETARY NES	78	20 404	11 253	681 SILVER, PLATINUM, ETC	26	1 119	624
972 GOLD COIN	66	178 551	101 223	682 COPPER EXC CEMENT COPPER	27 018	16 571	9 216
EXPORTS	6 262 041	4 759 929	2 653 360	683 NICKEL	2 734	4 530	2 521
001 LIVE ANIMALS	407	1 295	758	684 ALUMINIUM	19 273	14 930	8 362
022 MILK AND CREAM	385	288	158	685 LEAD	622	313	179
024 CHEESE AND CURD	5 845	5 368	2 996	686 ZINC	14 722	2 599	1 409
037 FISH ETC PREPD PRSD NES	2 777	1 796	1 005	687 TIN	598	322	183
048 CEREAL ETC PREPARATIONS	27 102	12 274	6 815	688 URANIUM, THORIUM, ALLOYS	20	363	200
054 VEG ETC FRSH, SMPLY PRSD	3 936	4 070	2 309	689 NON-FER BASE METALS NES	249	1 182	657
056 VEGTBLES ETC PRSD, PREPD	13 079	2 207	1 236	691 STRUCTURES AND PARTS NES	21 025	9 822	5 522
057 FRUIT, NUTS, FRESH, DRIED	1 310	1 093	599	692 METAL TANKS, BOXES, ETC	4 395	3 506	2 083
058 FRUIT PRESERVED, PREPARED	34 447	8 936	4 941	693 WIRE PRODUCTS NON ELECTR	39 564	16 904	9 482
061 SUGAR AND HONEY	62 275	3 457	1 923	694 STL, COPPR NAILS, NUTS, ETC	4 433	3 553	1 964
				695 TOOLS	12 447	43 470	24 319
				696 CUTLERY	1 716	13 265	7 374

7 IMPORTS AND EXPORTS (SPECIAL TRADE) BY COUNTRIES OF PRODUCTION AND CONSUMPTION AND BY GROUPS OF THE SITC-REV. II 1987

GROUP DESCRIPTION	DT * 100 KG	1 000 DM	1 000 \$	GROUP DESCRIPTION	DT * 100 KG	1 000 DM	1 000 \$
697 BASE MTL HOUSEHOLD EQUIP	3 505	4 894	2 730	ST PIERRE			
699 OTHER METAL MANUFACTURES	49 326	49 850	27 899				
700 INDUSTRIAL PLANT, CHAP 84	16 831	61 878	33 991	IMPORTS	9 787	5 526	3 034
711 STEAM BOILERS & AUX PLNT	2 464	996	536				
712 STEAM ENGINES, TURBINES	529	3 765	2 096	034 FISH FRESH, CHILLED, FROZN	9 498	5 266	2 889
713 INTRNL COMBUS PISTN ENGN	11 481	48 204	26 680				
714 ENGINES & MOTORS NES	116	4 801	2 651	EXPORTS	905	1 015	564
716 ROTATING ELECTRIC PLANT	13 253	34 534	19 250				
718 OTH POWER GENERATG MACHY	5 515	11 105	6 204	641 PAPER AND PAPERBOARD	554	93	51
721 AGRIC MACHY, EXC TRACTORS	23 458	19 562	10 916	727 FOOD MACHRY NON-DOMESTIC	42	598	329
722 TRACTORS NON-ROAD	2 403	4 774	2 746				
723 CIVIL ENGINEERG EQUIP ETC	78 305	82 515	46 046	MEXICO			
724 TEXTILE, LEATHER MACHNRY	14 330	63 537	35 236				
725 PAPER ETC MILL MACHINERY	11 500	39 575	22 028	IMPORTS	6 911 639	728 704	404 590
726 PRINTG, BK BINDG MACHY, PTS	16 435	76 420	42 504				
727 FOOD MACHRY NON-DOMESTIC	6 074	44 506	25 007	011 MEAT FRESH, CHILLD, FROZEN	500	599	334
728 OTH MACHY FOR SPCL INDUS	67 834	186 723	104 335	037 FISH ETC PREPD PRSVD NES	417	61	37
736 MACHINE TOOLS FOR METAL	93 721	186 762	103 640	054 VEG ETC FRSH, SMPLY PRSVD	2 426	1 245	687
737 METALWORKING MACHNRY NES	10 001	15 940	8 836	056 VEGTBLES ETC PRSVD, PREPD	1 872	515	283
741 HEATING, COOLING EQUIPMNT	12 176	34 152	19 191	057 FRUIT, NUTS, FRESH, DRIED	11 832	3 519	1 962
742 PUMPS FOR LIQUIDS ETC	2 567	12 759	7 105	058 FRUIT PRESERVED, PREPARED	6 721	1 412	797
743 PUMPS NES, CENTRIFUGES ETC	12 343	34 999	19 590	061 SUGAR AND HONEY	303 766	42 089	23 800
744 MECHANICAL HANDLING EQU	42 092	63 445	35 316	062 SUGAR PREPS NON-COCOA	505	230	126
745 NONELEC MACHY, TOOLS NES	29 638	127 167	70 995	071 COFFEE AND SUBSTITUTES	102 130	60 150	33 354
749 NONELEC MACH PTS, ACC NES	58 647	134 299	74 817	072 COCOA	4 135	1 841	1 012
751 OFFICE MACHINES	2 119	10 726	5 994	075 SPICES	2 228	709	399
752 AUTOMATIC DATA PROC EQUIP	932	19 593	10 825	081 FEEDING STUFF FOR ANIMLS	4 991	363	218
759 OFFICE & ADP MCH PTS, ACC	741	7 473	4 177	098 EDIBLE PRODUCTS, PREPS NES	343	199	109
761 TELEVISION RECEIVERS	19	124	71	112 ALCOHOLIC BEVERAGES	6 986	2 159	1 210
762 RADIO BROADCAST RECEIVRS	38	911	505	121 TOBACCO UNMNFCTRD, REFUSE	13 872	12 459	6 944
763 SOUND RECORDRS, PHONOGRPH	860	3 536	1 998	212 FUR SKINS UNDRRESSED	31	147	82
764 TELECOM EQPT, PTS, ACC NES	1 073	11 177	6 236	222 SEEDS FOR SOFT/FIXED OIL	15 974	2 537	1 384
771 ELECTRIC POWER MACHY NES	4 313	10 798	6 040	233 RUBBER, SYNTHETIC, RECLAIMD	62 917	9 318	5 196
772 SWITCHGEAR ETC & PTS NES	9 930	66 225	36 693	247 OTH WOOD ROUGH, SQUARED	1 233	169	95
773 ELECTR DISTRIBUTING MACH	3 514	5 915	3 310	248 WOOD SHAPED	984	347	192
774 ELECTRO-MEDCL, XRAY EQUIP	3 158	70 354	39 157	251 PULP AND WASTE PAPER	5 896	523	281
775 HOUSEHOLD TYPE EQUIP NES	13 429	28 155	15 587	263 COTTON	44 240	10 661	5 918
776 TRANSISTORS, VALVES, ETC	70	11 628	6 491	266 SYNTHETIC FIBRE TO SPIN	12 739	2 164	1 207
778 ELECTRICAL MACHINERY NES	23 739	65 225	36 369	278 OTHER CRUDE MINERALS	292 076	8 831	4 912
781 PASS MOTOR VEH EXC BUSES	368 007	940 780	524 198	287 BASE METAL ORES, CONC NES	985 223	58 082	31 801
782 LORRIES, SPCL MTR VEH NES	4 882	5 794	3 181	288 NONFERR METAL SCRAP NES	4 789	2 850	1 567
784 MOTOR VEHL PTS, ACC NES	95 467	184 173	103 532	289 PREC METAL ORE, WASTE NES	110	9 124	5 128
785 MOTOR & OTHER CYCLES ETC	1 817	5 486	3 058	291 CRUDE ANIMAL MTRIALS NES	3 158	779	445
786 VEH NES NONMOTR, TRAILERS	2 744	2 922	1 622	292 CRUDE VEG MATERIALS NES	10 753	8 204	4 584
791 RAILWAY VEHICLES	4 527	9 792	5 445	333 CRUDE PETROLEUM	4 199 837	85 399	47 877
792 AIRCRAFT	151	14 142	7 800	334 PETROLEUM PRODUCTS, REFIN	54 152	1 605	863
793 SHIPS AND BOATS	117 037	11 478	6 987	431 PROCESD ANML VEG OIL, ETC	2 235	1 004	551
801 INDUSTRIAL PLANT, CHAP 90	82	4 762	2 610	511 HYDROCARBONS NES, DERIVS	2 390	333	184
812 PLUMB, HEATING, LGHTNG EQU	2 999	9 323	5 178	512 ALCOHOLS, PHENOLS, ETC	4 659	1 143	632
821 FURNITURE	35 515	30 349	16 990	513 ORGANIC ACIDS, ETC	19 095	3 095	1 726
831 TRAVEL GOODS, HANDBAGS	11 321	9 641	5 366	514 NITROGEN-FUNCTN COMPOUNDS	3 892	2 040	1 144
842 MENS OUTERWEAR NOT KNIT	638	14 466	7 959	515 ORG-INORG COMPOUNDS ETC	2 689	760	415
843 WOMENS OUTERWEAR NONKNIT	2 764	42 651	23 529	516 OTHER ORGANIC CHEMICALS	1 440	1 005	555
844 UNDERWEAR NOT KNIT	28	484	274	622 INDRG ELEMNTS, OXIDES, ETC	32 391	2 899	1 600
845 UNDERWEAR KNIT NONELASTC	1 169	19 240	10 599	623 OTHR INORGANIC CHEMICALS	17 686	1 924	1 090
846 UNDERWEAR KNITTED	166	2 451	1 368	531 SYNT DYE, NAT INDOGO, LAKES	1 172	283	155
847 TXTL CLTHNG ACCESSRYS NES	1 319	6 526	3 595	532 DYES NES, TANNING PRODS	612	837	467
848 HEADGEAR, NONTXLT CLOTHNG	594	12 494	6 941	541 MEDICINAL ETC PRODUCTS	99	4 421	2 467
851 FOOTWEAR	2 381	11 887	6 590	551 ESSENTL OIL, PERFUME, ETC	176	684	382
871 OPTICAL INSTRUMENTS	287	10 458	5 804	582 PROD OF CONDENSATION ETC	5 708	1 876	1 045
872 MEDICAL INSTRUMENTS NES	1 054	22 939	12 806	583 PROD OF POLYMERIZING ETC	35 887	4 168	2 330
873 METERS & COUNTERS NES	86	1 706	955	598 MISC CHEMICAL PRODS NES	12 800	1 254	698
874 MEASURING, CONTROLNG INSTR	4 161	66 453	37 084	612 LEATHER ETC MANUFACTURES	243	507	280
881 PHOTO APPAR & EQUIPT NES	1 682	19 851	11 017	625 RUBBER TYRES, TUBES	134	82	46
882 PHOTO, CINEMA SUPPLIES	2 683	4 928	2 750	628 RUBBER ARTICLES NES	666	1 916	1 076
883 DEVELOPED CINEMA FILM	4	65	36	642 ARTICLES OF PAPER ETC	68	114	64
884 OPTICAL GOODS NES	277	23 271	12 950	651 TEXTILE YARN AND THREAD	28 886	12 929	7 120
885 WATCHES AND CLOCKS	1 873	10 063	5 597	652 COTTON FABRICS, WOVEN	10 024	7 078	3 909
892 PRINTED MATTER	9 529	17 709	9 836	653 WOVN MAN-MADE FIB FABRIC	86	245	139
893 ARTICLES OF PLASTIC NES	36 691	54 500	30 520	657 SPECIAL TEXTILE ETC PROD	175	89	50
894 TOYS, SPORTING GOODS, ETC	9 331	21 856	12 155	658 TEXTILE ARTICLES NES	78	247	139
895 OFFICE SUPPLIES NES	1 783	11 015	6 145	659 FLOOR COVERINGS ETC	414	232	130
896 WORKS OF ART ETC	41	4 909	2 719	663 OTH NONMETAL MINERAL MFS	8	211	116
897 GOLD, SILVER WARE, JEWELRY	83	6 865	3 799	684 GLASS	3 103	1 474	799
898 MUSICAL INSTRUMENTS, PTS	6 488	24 250	13 479	685 GLASSWARE	4 173	1 725	960
899 OTHER MANUFACTURED GOODS	3 363	14 317	7 966	686 POTTERY	801	527	297
941 ZOO ANIMALS, PETS	4	350	192	667 PEARL, PREC-, SEMI-P STONE			
951 WAR FIREARMS, AMMUNITION	113	953	530	671 PIG IRON ETC	22 011	1 706	934
971 GOLD, NON MONETARY NES		1 608	895	673 IRON AND STEEL SHAPES	89 795	5 662	3 074
				674 IRN, STL UNIV, PLATE, SHEET	144 105	14 442	7 891
GREENLAND				675 IRON, STEEL HOOP, STRIP	6 206	510	303
IMPORTS	981 749	48 906	27 387	678 IRON, STL TUBES, PIPES, ETC	5 529	627	348
				681 SILVER, PLATINUM, ETC	134	4 715	2 570
034 FISH FRESH, CHILLED, FROZN	1 549	743	413	684 ALUMINIUM	700	399	224
036 SHELL FISH FRESH, FROZEN	848	654	369	685 LEAD	747	80	48
037 FISH ETC PREPD PRSVD NES	135	184	103	695 TOOLS	79	510	296
212 FUR SKINS UNDRRESSED	61	185	101	697 BASE MTL HOUSEHOLD EQUIP	442	484	267
278 OTHER CRUDE MINERALS	13 727	1 749	979	699 OTHER METAL MANUFACTURES	3 617	2 496	1 383
287 BASE METAL ORES, CONC NES	965 424	44 859	25 123	713 INTRNL COMBUS PISTN ENGN	144 655	165 488	91 913
742 PUMPS FOR LIQUIDS ETC		84	49	716 ROTATING ELECTRIC PLANT	1 090	2 614	1 449
792 AIRCRAFT		206	115	718 OTH POWER GENERATG MACHY	475	468	286
EXPORTS	820	3 925	2 151	724 TEXTILE, LEATHER MACHNRY	43	87	48
				725 PAPER ETC MILL MACHINERY	120	114	70
651 TEXTILE YARN AND THREAD	13	132	74	728 OTH MACHY FOR SPCL INDUS	116	82	46
727 FOOD MACHRY NON-DOMESTIC	44	436	264	736 MACHINE TOOLS FOR METAL	101	363	199
728 OTH MACHY FOR SPCL INDUS	163	407	224	741 HEATING, COOLING EQUIPMNT	153	169	93
744 MECHANICAL HANDLING EQU	77	109	60	742 PUMPS FOR LIQUIDS ETC	1 675	1 402	768
749 NONELEC MACH PTS, ACC NES	17	59	31	743 PUMPS NES, CENTRIFUGES ETC	297	742	414
752 AUTOMATIC DATA PROC EQUIP	3	366	198	744 MECHANICAL HANDLING EQU	577	297	161
781 PASS MOTOR VEH EXC BUSES	209	326	181	745 NONELEC MACHY, TOOLS NES	279	85	46
792 AIRCRAFT	1	408	226	749 NONELEC MACH PTS, ACC NES	1 725	2 574	1 449
851 FOOTWEAR	18	148	84	751 OFFICE MACHINES	2 848	6 503	3 576
874 MEASURING, CONTROLNG INSTR	16	974	527	752 AUTOMATIC DATA PROC EQUIP	196	471	266
				759 OFFICE & ADP MCH PTS, ACC	78	921	504
				764 TELECOM EQPT, PTS, ACC NES	3	1 308	727

7 IMPORTS AND EXPORTS (SPECIAL TRADE) BY COUNTRIES OF PRODUCTION AND CONSUMPTION AND BY GROUPS OF THE SITC-REV. II 1987

GROUP DESCRIPTION	DT * 100 KG	1 000 DM	1 000 \$	GROUP DESCRIPTION	DT * 100 KG	1 000 DM	1 000 \$
771 ELECTRIC POWER MACHY NES	3	304	167	679 IRN, STL CASTINGS UNWORKE	5 115	2 520	1 461
772 SWITCHGEAR ETC & PTS NES	572	3 311	1 845	681 SILVER, PLATINUM, ETC		347	192
773 ELECTR DISTRIBUTING MACH	6	53	30	682 COPPER EXC CEMENT COPPER	2 804	2 072	1 163
774 ELECTRO-MEDCL, XRAY EQUIP	14	153	85	683 NICKEL	1 234	2 386	1 313
776 TRANSISTORS, VALVES, ETC	33	4 544	2 532	684 ALUMINIUM	5 244	3 416	1 916
778 ELECTRICAL MACHINERY NES	459	864	475	691 STRUCTURES AND PARTS NES	1 480	653	365
781 PASS MOTOR VEH EXC BUSES	161	140	77	692 METAL TANKS, BOXES, ETC	35	117	62
784 MOTOR VEHCL PTS, ACC NES	113 744	67 964	37 749	693 WIRE PRODUCTS NON ELECTR	1 032	1 079	606
785 MOTOR & OTHER CYCLES ETC	220	473	261	694 STL, COPPR NAILS, NUTS, ETC	765	1 644	914
821 FURNITURE	61	65	37	695 TOOLS	6 459	13 092	7 254
831 TRAVEL GOODS, HANDBAGS	24	172	97	696 CUTLERY	143	1 257	693
842 MENS OUTERWEAR NOT KNIT	540	718	411	697 BASE MTL HOUSEHOLD EQUIP	223	422	236
843 WOMENS OUTERWEAR NONKNIT	33	172	96	699 OTHER METAL MANUFACTURES	4 768	7 568	4 255
846 UNDERWEAR KNITTED	120	577	319	700 INDUSTRIAL PLANT, CHAP 84	11 968	30 471	16 826
848 HEADGEAR, NONTXTL CLOTHNG	386	1 014	575	703 INDUSTRIAL PLANT, CHAP 85	128	1 189	656
851 FOOTWEAR	2 449	11 640	6 419	711 STEAM BOILERS & AUX PLNT	994	7 969	4 395
871 OPTICAL INSTRUMENTS	59	404	229	712 STEAM ENGINES, TURBINES	1 904	34 547	19 004
872 MEDICAL INSTRUMENTS NES	2	61	33	713 INTRNL COMBUS PISTN ENGN	35 713	18 424	10 270
874 MEASURING, CONTROLNG INSTR	87	717	387	714 ENGINES & MOTORS NES	154	3 597	2 108
882 PHOTO, CINEMA SUPPLIES	207	422	240	716 ROTATING ELECTRIC PLANT	1 118	4 735	2 614
885 WATCHES AND CLOCKS	49	1 508	858	718 OTH POWER GENERATG MACHY	1 006	4 598	2 530
893 ARTICLES OF PLASTIC NES	371	248	138	721 AGRIC MACHY, EXC TRACTORS	403	970	546
894 TOYS, SPORTING GOODS, ETC	2 632	2 111	1 183	723 CIVIL ENGINEERG EQUIP ETC	4 882	9 282	5 082
895 OFFICE SUPPLIES NES	17	83	45	724 TEXTILE, LEATHER MACHNRY	16 708	77 257	43 171
897 GOLD, SILVER WARE, JEWELRY	119	2 673	1 476	725 PAPER ETC MILL MACHINERY	1 528	5 467	3 114
898 MUSICAL INSTRUMENTS, PTS	71	179	100	726 PRINTG, BK BINDG MACHY, PTS	5 139	12 895	7 470
899 OTHER MANUFACTURED GOODS	343	441	249	727 FOOD MACHRY NON-DOMESTIC	898	4 378	2 446
961 COIN NONGOLD, NONCURRENT	10	1 379	751	728 OTH MACHY FOR SPCL INDUS	11 099	53 490	29 669
971 GOLD, NON MONETARY NES	40	2 583	1 422	736 MACHINE TOOLS FOR METAL	10 029	59 645	33 220
972 GOLD COIN		1 964	1 074	737 METALWORKING MACHNRY NES	36 917	70 512	38 676
EXPORTS	1 895 845	1 486 594	829 273	741 HEATING, COOLING EQUIPMNT	7 146	22 217	12 270
001 LIVE ANIMALS	92	221	129	742 PUMPS FOR LIQUIDS ETC	1 489	8 323	4 644
054 VEG ETC FRSH, SMPLY PRSVD	899	1 104	615	743 PUMPS NES, CENTRIFUGES ETC	5 297	19 149	10 700
061 SUGAR AND HONEY	4 261	688	382	744 MECHANICAL HANDLING EQU	4 446	13 121	7 406
081 FEEDING STUFF FOR ANMLs	800	1 993	1 115	745 NONELEC MACHY, TOOLS NES	3 947	25 953	14 432
098 EDIBLE PRODCTS, PREPS NES	613	136	75	749 NONELEC MACH PTS, ACC NES	24 331	31 341	17 418
112 ALCOHOLIC BEVERAGES	7 664	2 745	1 537	751 OFFICE MACHINES	993	1 823	1 031
232 NATURAL RUBBER, GUMS	208	63	35	752 AUTOMTIC DATA PROC EQUIP	144	1 462	805
233 RUBBER, SYNTHTIC, RECLAIMD	10 487	4 137	2 300	759 OFFICE & ADP MCH PTS, ACC	368	2 464	1 379
251 PULP AND WASTE PAPER	5 194	867	477	763 SOUND RECORDRS, PHONOGRPH	284	3 630	2 203
266 SYNTHETIC FIBRE TO SPIN	1 734	1 037	575	764 TELECOM EQPT, PTS, ACC NES	875	21 810	12 033
273 STONE, SAND AND GRAVEL	726	77	42	771 ELECTRIC POWER MACHY NES	492	2 093	1 155
274 SULPHUR ETC	930	163	92	772 SWITCHGEAR ETC & PTS NES	2 819	20 456	11 445
278 OTHER CRUDE MINERALS	2 482	283	156	773 ELECTR DISTRIBUTING MACH	705	1 541	873
287 BASE METAL ORES, CONC NES	4 253	451	250	774 ELECTRO-MEDCL, XRAY EQUIP	461	14 698	8 137
292 CRUDE VEG MATERIALS NES	2 269	2 169	1 198	775 HOUSEHOLD TYPE EQUIP NES	353	650	372
334 PETROLEUM PRODUCTS, REFIN	1 351	787	430	776 TRANSISTORS, VALVES, ETC	59	3 625	2 040
335 RESIDUAL PETRLM PROD NES	3 108	740	413	778 ELECTRICAL MACHINERY NES	2 684	11 927	6 651
411 ANIMAL OILS AND FATS	480	1 560	868	781 PASS MOTOR VEH EXC BUSES	334	1 287	720
423 FIXED VEG OILS, SOFT	20 003	1 118	617	782 LORRIES, SPCL MTR VEH NES	7 685	14 288	8 222
424 FIXED VEG OIL NONSOFT	168	66	38	784 MOTOR VEHCL PTS, ACC NES	273 418	294 903	164 624
431 PROCESD ANML VEG OIL, ETC	276	116	65	785 MOTOR & OTHER CYCLES ETC	154	362	200
511 HYDROCARBONS NES, DERIVS	7 302	2 439	1 369	786 VEH NES NONMOTR, TRAILERS	110	114	65
512 ALCOHOLS, PHENOLS, ETC	37 667	9 031	5 086	791 RAILWAY VEHICLES	102	485	293
513 ORGANIC ACIDS, ETC	16 318	5 971	3 327	801 INDUSTRIAL PLANT, CHAP 90	182	10 772	5 847
514 NITROGEN-FUNCTN COMPOUNDS	27 467	34 300	19 195	812 PLUMBG, HEATNG, LGHTNG EQU	240	1 608	928
515 ORG-INORG COMPOUNDS ETC	38 751	58 692	32 659	821 FURNITURE	1 156	2 474	1 359
516 OTHER ORGANIC CHEMICALS	6 223	6 103	3 405	848 HEADGEAR, NONTXTL CLOTHNG	8	226	123
522 INORG ELEMNTS, OXIDES, ETC	25 799	8 122	4 526	871 OPTICAL INSTRUMENTS	113	2 767	1 553
523 OTHR INORGANIC CHEMICALS	41 859	8 200	4 583	872 MEDICAL INSTRUMENTS NES	310	14 832	8 347
531 SYNT DYE, NAT INDGO, LAKES	2 033	7 929	4 418	873 METERS & COUNTERS NES	73	1 581	881
532 DYES NES, TANNING PRODS	152	230	126	874 MEASURING, CONTROLNG INSTR	2 091	55 764	31 133
533 PIGMENTS, PAINTS, ETC	3 798	3 813	2 146	881 PHOTO APPAR & EQUIPT NES	197	2 011	1 102
541 MEDICINAL ETC PRODUCTS	11 716	43 793	24 498	882 PHOTO, CINEMA SUPPLIES	547	1 708	950
551 ESSENTL OIL, PERFUME, ETC	392	1 430	791	884 OPTICAL GOODS NES		1 065	585
553 PERFUMERY, COSMETICS, ETC	29	112	65	885 WATCHES AND CLOCKS	72	1 413	806
554 SOAPS, CLEANING ETC PREPS	4 214	1 957	1 079	892 PRINTED MATTER	2 123	2 256	1 263
572 EXPLOSIVES, PYROTECH PROD	3	76	45	893 ARTICLES OF PLASTIC NES	1 223	3 532	1 948
582 PROD OF CONDENSATION ETC	27 201	17 312	9 634	894 TOYS, SPORTING GOODS, ETC	190	533	301
583 PROD OF POLYMERIZING ETC	16 006	8 411	4 686	895 OFFICE SUPPLIES NES	681	3 972	2 242
584 CELLULOSE DERIVATIVES ETC	2 444	1 713	956	896 WORKS OF ART ETC	1	117	63
585 PLASTIC MATERIALS NES	401	385	215	897 GOLD, SILVER WARE, JEWELRY	3	2 011	1 133
591 PESTICIDES, DISINFECTANTS	3 188	7 511	4 256	898 MUSICAL INSTRUMENTS, PTS	271	1 699	946
592 STARCH, INULIN, GLUTEN, ETC	2 704	1 238	682	899 OTHER MANUFACTURED GOODS	66	1 263	707
598 MISC CHEMICAL PRODS NES	28 073	16 657	9 287	951 WAR FIREARMS, AMMUNITION	112	2 244	1 243
607 INDUSTRIAL PLANT, CHAP 82	31	4 674	2 562	971 GOLD, NON MONETARY NES		93	54
612 LEATHER ETC MANUFACTURES	19	64	34	BERMUOA			
621 MATERIALS OF RUBBER	725	1 654	927	IMPORTS	48 995	1 917	1 054
628 RUBBER ARTICLES NES	622	1 952	1 085	112 ALCOHOLIC BEVERAGES	89	61	36
634 VENEERS, PLYWOOD, ETC	639	476	270	334 PETROLEUM PRODUCTS, REFIN	48 828	1 498	820
635 WOOD MANUFACTURES NES	477	386	214	541 MEDICINAL ETC PRODUCTS	5	110	62
641 PAPER AND PAPERBOARD	4 256	2 268	1 264	845 OUTERWEAR KNIT NONELASTC	32	65	35
642 ARTICLES OF PAPER ETC	1 060	1 275	722	882 PHOTO, CINEMA SUPPLIES	31	69	38
651 TEXTILE YARN AND THREAD	434	737	411	EXPORTS	60 866	28 487	15 793
652 COTTON FABRICS, WOVEN	29	129	70	022 MILK AND CREAM		78	43
653 WOVN MAN-MADE FIB FABRIC	278	1 048	576	112 ALCOHOLIC BEVERAGES	18 925	3 081	1 705
654 OTH WOVEN TEXTILE FABRIC	5	83	44	233 RUBBER, SYNTHTIC, RECLAIMD	23 020	5 463	3 038
656 LACE, RIBBONS, TULLE, ETC	26	113	66	553 PERFUMERY, COSMETICS, ETC	43	59	30
657 SPECIAL TEXTILE ETC PROD	532	3 319	1 854	642 ARTICLES OF PAPER ETC	641	136	77
662 CLAY, REFRACTORY BLDG PRD	22 232	8 546	4 689	665 GLASSWARE	72	209	113
663 OTH NONMETAL MINERAL MFS	12 931	10 518	5 816	666 POTTERY	194	1 320	735
664 GLASS	1 120	1 029	581	691 STRUCTURES AND PARTS NES	161	239	131
665 GLASSWARE	1 233	1 513	848	696 CUTLERY	4	84	49
666 POTTERY	42	148	81	713 INTRNL COMBUS PISTN ENGN	11	102	56
667 PEARL, PREC-, SEMI-P STONE	*	*	*	726 PRINTG, BK BINDG MACHY, PTS	3	82	45
671 PIG IRON ETC	1 204	325	183	743 PUMPS NES, CENTRIFUGES ETC	39	196	108
672 IRON, STL PRIMARY FORMS	128 038	9 066	5 092	752 AUTOMTIC DATA PROC EQUIP	17	121	66
673 IRON AND STEEL SHAPES	11 654	3 555	1 980	781 PASS MOTOR VEH EXC BUSES	143	296	163
674 IRN, STL UNIV, PLATE, SHEET	637 741	56 121	31 929	784 MOTOR VEHCL PTS, ACC NES	39	140	77
675 IRON, STEEL HOOP, STRIP	93 675	12 989	7 313	786 VEH NES NONMOTR, TRAILERS	14 846	12 231	6 793
676 RAILWAY RAILS ETC IRN, STL	560	126	72				
677 IRN, STL WIRE EXCL W ROD	6 884	2 288	1 291				
678 IRON, STL TUBES, PIPES, ETC	75 973	12 901	7 303				

7 IMPORTS AND EXPORTS (SPECIAL TRADE) BY COUNTRIES OF PRODUCTION AND CONSUMPTION AND BY GROUPS OF THE SITC-REV. 11 1987

GROUP DESCRIPTION	DT = 100 KG	1 000 DM	1 000 \$	GROUP DESCRIPTION	DT = 100 KG	1 000 DM	1 000 \$
821 FURNITURE	165	229	126	727 FOOD MACHRY NON-DOMESTIC	421	699	387
831 TRAVEL GOODS, HANDBAGS	4	57	31	728 OTH MACHY FOR SPCL INDUS	1 361	2 589	1 454
843 WOMENS OUTERWEAR NONKNIT		207	111	736 MACHINE TOOLS FOR METAL	546	665	376
845 OUTERWEAR KNIT NONELASTC	5	188	103	741 HEATING, COOLING EQUIPMNT	435	1 271	713
851 FOOTWEAR	10	55	31	742 PUMPS FOR LIQUIDS ETC	152	452	252
874 MEASURING, CONTROLLNG INSTR	3	74	41	743 PUMPS NES, CENTRIFUGES ETC	118	387	212
885 WATCHES AND CLOCKS	20	197	106	744 MECHANICAL HANDLING EQU	140	508	279
893 ARTICLES OF PLASTIC NES	74	196	108	745 NONELEC MACHY, TOOLS NES	1 048	4 769	2 692
894 TOYS, SPORTING GOODS, ETC	29	81	47	749 NONELEC MACH PTS, ACC NES	190	864	475
897 GOLD, SILVER WARE, JEWELRY		2 450	1 349	751 OFFICE MACHINES	59	149	85
898 MUSICAL INSTRUMENTS, PTS	24	108	61	752 AUTOMTIC DATA PROC EQUIP	6	57	31
GUATEMALA				759 OFFICE & ADP MCH PTS, ACC	4	136	74
IMPORTS				764 TELECOM EQPT, PTS, ACC NES	139	1 430	789
054 VEG ETC FRSH, SMPLY PRSVD	135	57	34	771 ELECTRIC POWER MACHY NES	171	185	103
057 FRUIT, NUTS, FRESH, DRIED	90 835	9 539	5 308	772 SWITCHGEAR ETC & PTS NES	187	1 524	850
058 FRUIT PRESERVED, PREPARED	835	251	141	773 ELECTR DISTRIBUTING MACH	376	226	128
061 SUGAR AND HONEY	170 126	5 320	2 974	774 ELECTRO-MEDCL, XRAY EQUIP	9	330	180
071 COFFEE AND SUBSTITUTES	158 571	87 946	48 586	778 ELECTRICAL MACHINERY NES	194	850	471
072 COCOA	230	62	33	781 PASS MOTOR VEH EXC BUSES	1 320	4 226	2 370
075 SPICES	1 238	710	396	782 LORRIES, SPCL MTR VEH NES	152	62	35
121 TOBACCO UNMNFCTRD, REFUSE	2 840	2 001	1 109	783 ROAD MOTOR VEHICLES NES	630	174	97
222 SEEDS FOR 'SOFT' FIXED OIL	45 632	7 692	4 278	784 MOTOR VEHL PTS, ACC NES	1 054	3 478	1 947
263 COTTON	29 244	5 700	3 160	812 PLUMB, HEATING, LGHTNG EQU	47	115	69
286 NONFERR METAL SCRAP NES	866	165	90	821 FURNITURE	144	226	131
292 CRUDE VEG MATERIALS NES	7 602	6 860	3 817	871 OPTICAL INSTRUMENTS	3	136	74
551 ESSENTL OIL, PERFUME, ETC	10	57	32	872 MEDICAL INSTRUMENTS NES	124	634	356
652 COTTON FABRICS, WOVEN	257	605	332	874 MEASURING, CONTROLLNG INSTR	161	1 741	961
843 WOMENS OUTERWEAR NONKNIT	61	475	267	882 PHOTO, CINEMA SUPPLIES	252	500	275
EXPORTS				884 OPTICAL GOODS NES	3	116	63
022 MILK AND CREAM	3 515	877	519	885 WATCHES AND CLOCKS	5	75	40
037 FISH ETC PREPD PRSVD NES	94	88	54	892 PRINTED MATTER	224	757	449
048 CEREAL ETC PREPARATIONS	1 209	147	85	893 ARTICLES OF PLASTIC NES	503	650	357
061 SUGAR AND HONEY	972	163	90	894 TOYS, SPORTING GOODS, ETC	45	88	47
081 FEEDING STUFF FOR ANIMLS	56	118	63	895 OFFICE SUPPLIES NES	297	1 031	586
098 EDIBLE PRODUCTS, PREPS NES	679	180	102	897 GOLD, SILVER WARE, JEWELRY		142	80
112 ALCOHOLIC BEVERAGES	301	102	61	898 MUSICAL INSTRUMENTS, PTS	27	126	70
233 RUBBER, SYNTHETIC, RECLAIMD	2 566	878	498	899 OTHER MANUFACTURED GOODS	51	186	103
274 SULPHUR ETC	2 910	126	74	951 WAR FIREARMS, AMMUNITION	2	219	118
278 OTHER CRUDE MINERALS	461	80	40	BELIZE			
292 CRUDE VEG MATERIALS NES	255	377	209	IMPORTS			
334 PETROLEUM PRODUCTS, REFIN	1 523	333	184		547	106	60
335 RESIDUAL PETRLM PROD NES	48 237	4 444	2 573	EXPORTS			
423 FIXED VEG OILS, SOFT	7 666	695	424		1 646	804	452
431 PROCESD ANML VEG OIL, ETC	635	95	57	112 ALCOHOLIC BEVERAGES	512	187	104
511 HYDROCARBONS NES, DERIVS	338	113	64	591 PESTICIDES, DISINFECTANTS	59	72	40
512 ALCOHOLS, PHENOLS, ETC	2 371	687	384	893 ARTICLES OF PLASTIC NES	243	86	49
513 ORGANIC ACIDS, ETC	1 215	709	395	HONDURAS			
514 NITROGEN-FUNCTN COMPOUNDS	2 246	2 765	1 526	IMPORTS			
515 ORG-INORG COMPOUNDS ETC	4 223	8 815	4 874		1 333 064	174 510	56 910
516 OTHER ORGANIC CHEMICALS	1 003	1 104	608	057 FRUIT, NUTS, FRESH, DRIED	908 957	105 054	58 359
522 INORG ELEMNTS, OXIDES, ETC	10 258	2 013	1 120	058 FRUIT PRESERVED, PREPARED	10 276	1 618	894
523 OTHR INORGANIC CHEMICALS	11 894	1 015	558	071 COFFEE AND SUBSTITUTES	81 214	45 576	25 404
531 SYNT DYE, NAT INDOGO, LAKES	1 266	3 616	2 012	072 COCOA	369	130	72
532 DYES NES, TANNING PRODS	2 165	315	182	121 TOBACCO UNMNFCTRD, REFUSE	124	347	193
533 PIGMENTS, PAINTS, ETC	2 117	2 057	1 149	122 TOBACCO MFRS	34	408	226
541 MEDICINAL ETC PRODUCTS	1 827	8 416	4 684	248 WOOD SHAPED	7 702	719	395
551 ESSENTL OIL, PERFUME, ETC	163	1 211	679	287 BASE METAL DRES, CONC NES	156 003	10 664	5 788
553 PERFUMERY, COSMETICS, ETC	81	59	33	292 CRUDE VEG MATERIALS NES	563	575	328
554 SOAPS, CLEANING ETC PREPS	4 713	1 310	727	424 FIXED VEG OIL NONSOFT	115 607	6 332	3 528
562 FERTILIZERS MANUFACTURED	35 229	591	328	598 MISC CHEMICAL PRODS NES	21 523	1 994	1 112
582 PROD OF CONDENSATION ETC	5 242	1 322	734	661 CEMENT ETC BUILDING PROD	549	87	51
583 PROD OF POLYMERIZING ETC	11 713	3 206	1 790	793 SHIPS AND BOATS	29 271	604	334
584 CELLULOSE DERIVATIVES ETC	426	366	209	941 ZOO ANIMALS, PETS	6	137	77
591 PESTICIDES, DISINFECTANTS	6 136	6 187	3 468	EXPORTS			
592 STARCH, INULIN, GLUTEN, ETC	341	211	119		246 090	37 738	21 014
598 MISC CHEMICAL PRODS NES	3 777	2 637	1 466	061 SUGAR AND HONEY	9 093	293	164
621 MATERIALS OF RUBBER	101	172	95	081 FEEDING STUFF FOR ANIMLS	111	89	50
628 RUBBER ARTICLES NES	169	474	263	233 RUBBER, SYNTHETIC, RECLAIMD	263	105	60
635 WOOD MANUFACTURES NES	86	192	106	292 CRUDE VEG MATERIALS NES	94	137	76
641 PAPER AND PAPERBOARD	1 427	547	307	334 PETROLEUM PRODUCTS, REFIN	1 117	234	128
642 ARTICLES OF PAPER ETC	181	293	161	335 RESIDUAL PETRLM PROD NES	5 847	579	324
651 TEXTILE YARN AND THREAD	93	171	92	512 ALCOHOLS, PHENOLS, ETC	882	245	131
657 SPECIAL TEXTILE ETC PROD	644	747	418	513 ORGANIC ACIDS, ETC	524	160	88
663 OTH NONMETAL MINERAL MFS	4 697	1 190	668	516 OTHER ORGANIC CHEMICALS	91	93	54
664 GLASS	7 707	538	306	522 INORG ELEMNTS, OXIDES, ETC	2 070	520	287
665 GLASSWARE	728	499	269	523 OTHR INORGANIC CHEMICALS	9 394	551	304
672 IRON, STL PRIMARY FORMS	16 498	784	429	531 SYNT DYE, NAT INDOGO, LAKES	357	885	489
673 IRON AND STEEL SHAPES	1 353	88	50	532 DYES NES, TANNING PRODS	1 760	404	224
674 IRN, STL UNIV, PLATE, SHEET	54 027	4 638	2 547	533 PIGMENTS, PAINTS, ETC	598	815	453
675 IRON, STEEL HOOP, STRIP	5 675	582	322	541 MEDICINAL ETC PRODUCTS	1 103	5 423	3 030
677 IRN, STL WIRE EXCL W ROAD	1 240	162	91	551 ESSENTL OIL, PERFUME, ETC	90	418	233
682 COPPER EXC CEMENT COPPER	55	58	33	553 PERFUMERY COSMETICS, ETC	60	134	76
683 NICKEL	22	77	43	554 SOAPS, CLEANING ETC PREPS	737	402	225
684 ALUMINIUM	4 015	2 282	1 264	562 FERTILIZERS MANUFACTURED	179 158	3 179	1 789
692 METAL TANKS, BOXES, ETC	517	933	525	582 PROD OF CONDENSATION ETC	204	209	118
693 WIRE PRODUCTS NON ELECTR	269	131	74	583 PROD OF POLYMERIZING ETC	1 829	642	359
694 STL, COPPR NAILS, NUTS, ETC	98	143	77	584 CELLULOSE DERIVATIVES ETC	96	62	34
695 TOOLS	1 196	1 839	1 018	591 PESTICIDES, DISINFECTANTS	2 138	2 378	1 312
696 CUTLERY	58	210	120	592 STARCH, INULIN, GLUTEN, ETC	85	103	56
697 BASE MTL HOUSEHOLD EQUIP	162	216	123	598 MISC CHEMICAL PRODS NES	1 622	1 133	627
699 OTHER METAL MANUFACTURES	456	577	312	621 MATERIALS OF RUBBER	75	109	62
700 INDUSTRIAL PLANT, CHAP 84	1 914	713	399	626 RUBBER TYRES, TUBES	537	68	37
711 STEAM BOILERS & AUX PLNT	2 125	177	97	628 RUBBER ARTICLES NES	102	344	190
713 INTRNL COMBUS PISTN ENGN	250	1 171	646	641 PAPER AND PAPERBOARD	205	247	140
716 ROTATING ELECTRIC PLANT	109	241	136	642 ARTICLES OF PAPER ETC	519	280	155
718 OTH POWER GENERATG MACHY	4	125	69	657 SPECIAL TEXTILE ETC PROD	46	57	32
722 TRACTORS NON-ROAD	2 611	1 845	1 024	663 OTH NONMETAL MINERAL MFS	180	219	125
724 TEXTILE, LEATHER MACHNRY	3 565	11 448	6 363	664 GLASS	811	132	76
725 PAPER ETC MILL MACHINERY	65	142	75	672 IRON, STL PRIMARY FORMS	6 799	363	213
726 PRINTG, BKBINDG MACHY, PTS	477	1 529	854	674 IRN, STL UNIV, PLATE, SHEET	3 495	262	144

7 IMPORTS AND EXPORTS (SPECIAL TRADE) BY COUNTRIES OF PRODUCTION AND CONSUMPTION AND BY GROUPS OF THE SITC-REV. II 1987

GROUP DESCRIPTION	DT * 100 KG	1 000 DM	1 000 \$	GROUP DESCRIPTION	DT * 100 KG	1 000 DM	1 000 \$
675 IRON, STEEL HOOP, STRIP	805	78	43	673 IRON AND STEEL SHAPES	1 753	190	113
684 ALUMINIUM	191	119	66	674 IRN, STL UNIV, PLATE, SHEET	9 099	668	374
693 WIRE PRODUCTS NON ELECTR	616	114	64	677 IRN, STL WIRE EXCL W ROD	99	55	32
694 STL, COPPR NAILS, NUTS, ETC	226	124	69	684 ALUMINIUM	3 632	2 409	1 323
695 TOOLS	617	1 045	573	692 METAL TANKS, BOXES, ETC	84	123	67
696 CUTLERY	19	66	33	693 WIRE PRODUCTS NON ELECTR	684	164	92
697 BASE MTL HOUSEHOLD EQUIP	41	53	31	694 STL, COPPR NAILS, NUTS, ETC	527	406	226
699 OTHER METAL MANUFACTURES	206	321	173	695 TOOLS	1 231	1 747	969
713 INTRNL COMBUS PISTN ENGN	143	583	327	696 CUTLERY	74	288	163
721 AGRIC MACHY, EXC TRACTORS	288	299	171	697 BASE MTL HOUSEHOLD EQUIP	27	63	35
722 TRACTORS NON-ROAD	1 488	1 425	811	699 OTHER METAL MANUFACTURES	334	643	353
723 CIVIL ENGINEER EQUIP ETC	447	259	151	712 STEAM ENGINES, TURBINES		68	37
724 TEXTILE, LEATHER MACHNRY	33	398	224	713 INTRNL COMBUS PISTN ENGN	2 667	1 393	767
725 PAPER ETC MILL MACHINERY	34	123	67	716 ROTATING ELECTRIC PLANT	37	93	51
726 PRINTG, BKBINDG MACHY, PTS	122	807	456	722 TRACTORS NON-ROAD	363	325	179
727 FOOD MACHRY NON-DOMESTIC	33	216	119	724 TEXTILE, LEATHER MACHNRY	500	2 165	1 213
728 CTH MACHY FOR SPCL INDUS	138	824	449	725 PAPER ETC MILL MACHINERY	129	382	214
736 MACHINE TOOLS FOR METAL	82	465	270	726 PRINTG, BKBINDG MACHY, PTS	479	1 751	972
737 METALWORKING MACHNRY NES	33	93	53	727 FOOD MACHRY NON-DOMESTIC	5	59	33
741 HEATING, COOLING EQUIPMNT	171	466	271	728 OTH MACHY FOR SPCL INDUS	144	668	366
743 PUMPS NES, CENTRIFUGES ETC	48	206	117	736 MACHINE TOOLS FOR METAL	81	114	62
744 MECHANICAL HANDLING EQU	23	58	33	737 METALWORKING MACHNRY NES	20	97	52
745 NONELEC MACHY, TOOLS NES	124	546	307	741 HEATING, COOLING EQUIPMNT	19	141	77
749 NONELEC MACH PTS, ACC NES	40	369	203	742 PUMPS FOR LIQUIDS ETC	51	229	128
751 OFFICE MACHINES	42	98	54	743 PUMPS NES, CENTRIFUGES ETC	53	356	193
752 AUTOMTIC DATA PROC EQUIP	5	165	93	745 NONELEC MACHY, TOOLS NES	131	772	429
764 TELECOM EQPT, PTS, ACC NES	9	356	196	749 NONELEC MACH PTS, ACC NES	129	728	403
772 SWITCHGEAR ETC & PTS NES	19	132	73	751 OFFICE MACHINES	55	265	149
778 ELECTRICAL MACHINERY NES	24	133	73	752 AUTOMTIC DATA PROC EQUIP	8	55	30
781 PASS MOTOR VEH EXC BUSES	353	1 175	648	764 TELECOM EQPT, PTS, ACC NES	60	1 074	601
782 LORRIES, SPCL MTR VEH NES	317	87	47	771 ELECTRIC POWER MACHY NES	117	135	76
784 MOTOR VEHCL PTS, ACC NES	429	1 193	664	772 SWITCHGEAR ETC & PTS NES	324	1 828	1 022
793 SHIPS AND BOATS	4 740	1 097	594	773 ELECTR DISTRIBUTING MACH	249	219	118
872 MEDICAL INSTRUMENTS NES	64	220	117	774 ELECTRO-MEDCL, XRAY EQUIP	4	90	49
874 MEASURNG, CONTROLNG INSTR	45	427	239	778 ELECTRICAL MACHINERY NES	232	415	233
882 PHOTO, CINEMA SUPPLIES	54	156	83	781 PASS MOTOR VEH EXC BUSES	369	1 343	785
893 ARTICLES OF PLASTIC NES	89	166	97	782 LORRIES, SPCL MTR VEH NES	541	100	55
895 OFFICE SUPPLIES NES	191	489	271	783 ROAD MOTOR VEHICLES NES	318	55	31
897 GOLD, SILVER WARE, JEWELRY		342	184	784 MOTOR VEHCL PTS, ACC NES	1 171	2 338	1 285
899 OTHER MANUFACTURED GOODS	59	93	50	786 VEH NES NONMOTR, TRAILERS	157	81	46
EL SALVADOR				871 OPTICAL INSTRUMENTS		81	45
IMPORTS	442 022	199 779	111 101	872 MEDICAL INSTRUMENTS NES	36	218	121
061 SUGAR AND HONEY	15 343	2 601	1 469	873 METERS & COUNTERS NES	1	71	38
071 COFFEE AND SUBSTITUTES	370 826	180 334	100 343	874 MEASURNG, CONTROLNG INSTR	115	1 176	657
222 SEEDS FOR SOFT/FIXED OIL	5 201	824	457	881 PHOTO APPAR & EQUIPT NES	9	90	50
263 COTTON	39 867	8 185	4 480	882 PHOTO, CINEMA SUPPLIES	409	870	485
292 CRUDE VEG MATERIALS NES	355	749	414	884 OPTICAL GOODS NES		150	77
431 PROCESD ANML VEG OIL, ETC	161	84	47	885 WATCHES AND CLOCKS		54	31
651 TEXTILE YARN AND THREAD	9 822	5 079	2 837	893 ARTICLES OF PLASTIC NES	124	284	156
658 TEXTILE ARTICLES NES	53	80	42	895 OFFICE SUPPLIES NES	97	488	271
695 TOOLS	47	53	30	898 MUSICAL INSTRUMENTS, PTS	6	124	69
764 TELECOM EQPT, PTS, ACC NES		185	101	899 OTHER MANUFACTURED GOODS	38	148	85
778 ELECTRICAL MACHINERY NES	9	397	219	NICARAGUA			
894 TOYS, SPORTING GOODS, ETC	28	116	65	IMPORTS	270 813	57 139	31 944
EXPORTS	99 922	61 000	33 827	057 FRUIT, NUTS, FRESH, DRIED	150 933	14 965	8 352
022 MILK AND CREAM	1 100	278	165	061 SUGAR AND HONEY	313	91	50
041 WHEAT ETC UNMILLED	10 000	221	119	071 COFFEE AND SUBSTITUTES	68 602	36 039	20 185
081 FEEDING STUFF FOR ANIMLS	880	142	78	121 TOBACCO UNMNFCTRD, REFUSE	122	159	91
112 ALCOHOLIC BEVERAGES	351	60	32	222 SEEDS FOR SOFT/FIXED OIL	5 789	1 018	567
233 RUBBER, SYNTHTIC, RECLAIND	370	146	82	263 COTTON	42 212	4 405	2 433
269 WASTE OF TEXTILE FABRICS	461	67	36	288 NONFERR METAL SCRAP NES	2 008	194	106
273 STONE, SAND AND GRAVEL	386	57	31	598 MISC CHEMICAL PRODS NES	693	96	53
278 OTHER CRUDE MINERALS	956	76	41	EXPORTS	53 794	35 024	19 658
292 CRUDE VEG MATERIALS NES	287	417	230	048 CEREAL ETC PREPARATIONS	3 500	490	267
334 PETROLEUM PRODUCTS, REFIN	379	73	38	061 SUGAR AND HONEY	3 506	141	80
335 RESIDUAL PETRLM PROD NES	12 543	1 079	619	334 PETROLEUM PRODUCTS, REFIN	589	147	80
423 FIXED VEG OILS, SOFT	1 350	133	79	423 FIXED VEG OILS, SOFT	3 213	378	204
511 HYDROCARBONS NES, DERIVS	1 534	210	120	431 PROCESD ANML VEG OIL, ETC	372	86	47
512 ALCOHOLS, PHENOLS, ETC	1 023	295	160	512 ALCOHOLS, PHENOLS, ETC	364	192	108
513 ORGANIC ACIDS, ETC	1 824	1 509	825	514 NITROGEN-FUNCTN COMPOUNDS	2 844	2 210	1 207
514 NITROGEN-FUNCTN COMPOUNDS	319	1 010	557	515 ORG-INORG COMPOUNDS ETC	671	1 462	809
515 ORG-INORG COMPOUNDS ETC	1 141	4 788	2 621	522 INORG ELEMNTS, OXIDES, ETC	312	141	74
516 OTHER ORGANIC CHEMICALS	487	487	266	523 OTHR INORGANIC CHEMICALS	1 167	139	74
522 INORG ELEMNTS, OXIDES, ETC	4 140	587	326	532 DYES NES, TANNING PRODS	1 750	265	146
523 OTHR INORGANIC CHEMICALS	2 043	441	236	541 MEDICINAL ETC PRODUCTS	142	976	548
531 SYNT DYE, NAT INDGO, LAKES	565	1 658	916	554 SOAPS, CLEANING ETC PREPS	192	92	51
532 DYES NES, TANNING PRODS	1 694	178	97	582 PROD OF CONDENSATION ETC	252	110	63
533 PIGMENTS, PAINTS, ETC	1 434	1 368	768	583 PROD OF POLYMERIZING ETC	703	308	171
541 MEDICINAL ETC PRODUCTS	617	5 044	2 794	591 PESTICIDES, DISINFECTANTS	7 764	8 943	5 013
551 ESSENTL OIL PERFUME, ETC	101	575	320	598 MISC CHEMICAL PRODS NES	1 367	1 385	787
553 PERFUMERY, COSMETICS, ETC	26	63	33	628 RUBBER ARTICLES NES	29	86	49
554 SOAPS, CLEANING ETC PREPS	2 645	730	403	642 ARTICLES OF PAPER ETC	188	167	94
582 PROD OF CONDENSATION ETC	2 954	794	440	662 CLAY REFRACTORY BLDG PRD	1 547	211	114
583 PROD OF POLYMERIZING ETC	6 384	1 874	1 031	663 OTH NONMETAL MINERAL MFS	135	94	51
584 CELLULOSE DERIVATIVES ETC	267	208	112	665 GLASSWARE	21	76	43
585 PLASTIC MATERIALS NES	69	149	83	674 IRN, STL UNIV, PLATE, SHEET	13 961	1 139	646
591 PESTICIDES, DISINFECTANTS	2 492	3 320	1 838	678 IRON, STL TUBES, PIPES, ETC	223	55	32
592 STARCH, INULIN, GLUTEN, ETC	66	83	45	684 ALUMINIUM	196	199	108
598 MISC CHEMICAL PRODS NES	2 027	1 133	633	695 TOOLS	151	493	278
621 MATERIALS OF RUBBER	91	77	46	711 STEAM BOILERS & AUX PLNT	178	126	69
625 RUBBER TYRES, TUBES	324	78	43	716 ROTATING ELECTRIC PLANT	511	827	461
628 RUBBER ARTICLES NES	119	280	157	721 AGRIC MACHY, EXC TRACTORS	1 650	3 790	2 253
635 WOOD MANUFACTURES NES	204	296	163	724 TEXTILE, LEATHER MACHNRY	86	652	359
641 PAPER AND PAPERBOARD	3 173	881	504	726 PRINTG, BKBINDG MACHY, PTS	71	430	236
642 ARTICLES OF PAPER ETC	17	73	40	727 FOOD MACHRY NON-DOMESTIC	132	528	289
651 TEXTILE YARN AND THREAD	91	91	55	728 OTH MACHY FOR SPCL INDUS	183	328	180
653 WOVN MAN-MADE FIB FABRIC	18	59	32	736 MACHINE TOOLS FOR METAL	133	222	122
657 SPECIAL TEXTILE ETC PROD	49	97	56	741 HEATING, COOLING EQUIPMNT	41	155	85
662 CLAY, REFRACTORY BLDG PRD	851	158	87	742 PUMPS FOR LIQUIDS ETC	98	694	397
663 OTH NONMETAL MINERAL MFS	2 020	795	448	743 PUMPS NES, CENTRIFUGES ETC	13	97	53

7 IMPORTS AND EXPORTS (SPECIAL TRADE) BY COUNTRIES OF PRODUCTION AND CONSUMPTION AND BY GROUPS OF THE SITC-REV. 11 1987

GROUP DESCRIPTION	DT * 100 KG	1 000 DM	1 000 \$	GROUP DESCRIPTION	DT * 100 KG	1 000 DM	1 000 \$
749 NONELEC MACH PTS, ACC NES	23	125	70	699 OTHER METAL MANUFACTURES	628	860	472
764 TELECOM EQPT, PTS, ACC NES	29	549	301	711 STEAM BOILERS & AUX PLNT	75	102	57
771 ELECTRIC POWER MACHY NES	157	319	172	713 INTRNL COMBUS PISTN ENGN	264	646	355
772 SWITCHGEAR ETC & PTS NES	139	1 189	657	716 ROTATING ELECTRIC PLANT	114	287	159
773 ELECTR DISTRIBUTING MACH	105	114	62	722 TRACTORS NON-ROAD	1 181	1 001	559
774 ELECTRO-MEDCL, XRAY EQUIP	18	301	163	724 TEXTILE, LEATHER MACHNRY	225	1 655	927
776 TRANSISTORS, VALVES, ETC		67	36	725 PAPER ETC MILL MACHINERY	603	531	291
778 ELECTRICAL MACHINERY NES	52	158	90	726 PRINTG, BKBNDS MACHY PTS	558	2 562	1 421
781 PASS MOTOR VEH EXC BUSES	168	303	168	727 FOOD MACHRY NON-DOMESTIC	196	971	535
782 LORRIES, SPCL MTP VEH NES	981	132	72	728 OTH MACHY FOR SPCL INDUS	262	1 652	909
784 MOTOR VEHCL PTS, ACC NES	133	441	241	736 MACHINE TOOLS FOR METAL	223	660	364
786 VEH NES NONMOTR, TRAILERS	87	68	41	741 HEATING, COOLING EQUIPMNT	946	2 145	1 174
812 PLUMBING, HEATING, LGHTNG EQU	2	51	30	742 PUMPS FOR LIQUIDS ETC	61	291	163
848 HEADGEAR, NONTXLT CLOTHNG	2	58	31	743 PUMPS NES, CENTRIFUGES ETC	229	778	427
872 MEDICAL INSTRUMENTS NES	82	525	287	744 MECHANICAL HANDLING EQU	337	1 077	586
874 MEASURING CONTROLLNG INSTR	9	190	109	745 NONELEC MACHY, TOOLS NES	534	3 618	1 991
882 PHOTO CINEMA SUPPLIES	95	228	127	749 NONELEC MACH PTS ACC NES	238	735	399
884 OPTICAL GOODS NES	8	178	106	751 OFFICE MACHINES	12	62	36
893 ARTICLES OF PLASTIC NES	98	105	55	752 AUTOMTIC DATA PROC EQUIP	8	100	56
				759 OFFICE & ADP MCH PTS, ACC	5	222	122
COSTA RICA				763 SOUND RECORDRS, PHONOGRPH	2	106	58
IMPORTS	1 708 933	256 892	143 233	764 TELECOM EQPT, PTS, ACC NES	604	1 764	973
087 FRUIT NUTS FRESH, DRIED	1 525 630	154 163	86 056	771 ELECTRIC POWER MACHY NES	275	336	187
058 FRUIT PRESERVED, PREPARED	4 810	1 089	603	772 SWITCHGEAR ETC & PTS NES	247	2 554	1 414
071 COFFEE AND SUBSTITUTES	151 086	81 166	45 162	773 ELECTR DISTRIBUTING MACH	428	327	182
072 COCOA	2 538	1 346	778	774 ELECTRO-MEDCL, XRAY EQUIP	86	2 686	1 503
263 COTTON	1 111	156	87	775 HOUSEHOLD TYPE EQUIP NES	71	267	146
288 NONFERR METAL SCRAP NES	2 541	519	291	778 ELECTRICAL MACHINERY NES	402	1 381	767
292 CRUDE VEG MATERIALS NES	18 301	11 800	6 606	781 PASS MOTOR VEH EXC BUSES	2 598	8 037	4 530
625 RUBBER TYRES, TUBES	349	116	64	783 ROAD MOTOR VEHICLES NES	1 210	230	126
636 WOOD MANUFACTURES NES	3	63	33	784 MOTOR VEHCL PTS, ACC NES	637	2 552	1 424
728 OTH MACHY FOR SPCL INDUS	33	73	41	785 MOTOR & OTHER CYCLES ETC	73	123	70
736 MACHINE TOOLS FOR METAL	45	542	303	786 VEH NES NONMOTR, TRAILERS	107	104	57
764 TELECOM EQPT, PTS, ACC NES	38	232	125	831 TRAVEL GOODS, HANDBAGS	4	75	41
772 SWITCHGEAR ETC & PTS NES	629	2 923	1 636	846 UNDERWEAR KNITTED	10	172	97
781 PASS MOTOR VEH EXC BUSES	13	58	32	871 OPTICAL INSTRUMENTS	1	133	71
784 MOTOR VEHCL PTS, ACC NES	150	79	43	872 MEDICAL INSTRUMENTS NES	66	1 151	633
847 TXLT CLTHNG ACCESSRYS NES	558	1 199	655	874 MEASURING, CONTROLLNG INSTR	51	958	530
893 ARTICLES OF PLASTIC NES	6	69	39	881 PHOTO APPAR & EQUIPT NES	235	2 279	1 247
				882 PHOTO, CINEMA SUPPLIES	586	1 222	687
EXPORTS	331 049	113 404	62 993	885 WATCHES AND CLOCKS	3	101	56
048 CEREAL ETC PREPARATIONS	20 580	1 041	575	892 PRINTED MATTER	121	223	124
061 SUGAR AND HONEY	500	74	44	893 ARTICLES OF PLASTIC NES	192	374	213
081 FEEDING STUFF FOR ANIMLS	1 205	343	188	895 OFFICE SUPPLIES NES	178	606	335
112 ALCOHOLIC BEVERAGES	610	239	134	898 MUSICAL INSTRUMENTS, PTS	26	158	84
233 RUBBER, SYNTHETIC, RECLAIMD	652	236	130	899 OTHER MANUFACTURED GOODS	78	260	143
274 SULPHUR ETC	2 846	92	56				
278 OTHER CRUDE MINERALS	3 855	118	62	PANAMA			
292 CRUDE VEG MATERIALS NES	274	582	323	IMPORTS	2 583 185	260 807	145 213
334 PETROLEUM PRODUCTS, REFIN	2 201	551	307	034 FISH FRESH CHILLED, FROZN	57	67	36
335 RESIDUAL PETRLM PROD NES	11 133	1 179	671	057 FRUIT, NUTS, FRESH, DRIED	1 916 133	233 063	129 301
431 PROCESD ANML VEG OIL, ETC	329	60	34	058 FRUIT PRESERVED, PREPARED	25 004	3 338	1 856
512 ALCOHOLS, PHENOLS, ETC	942	367	209	071 COFFEE AND SUBSTITUTES	3 487	1 826	1 042
513 ORGANIC ACIDS, ETC	4 974	926	521	222 SEEDS FOR SOFT/FIXED OIL	759	129	73
514 NITROGEN-FUNCTN COMPOUNDS	426	469	252	292 CRUDE VEG MATERIALS NES	271	197	112
515 ORG-INORG COMPOUNDS ETC	4 396	9 474	5 232	334 PETROLEUM PRODUCTS, REFIN	4 820	100	56
516 OTHER ORGANIC CHEMICALS	319	211	116	411 ANIMAL OILS AND FATS	30 086	1 294	715
522 INORG ELEMNTS, OXIDES, ETC	7 352	1 593	886	511 HYDROCARBONS NES, DERIVS	21 897	1 476	887
523 OTHR INORGANIC CHEMICALS	13 689	1 214	673	513 ORGANIC ACIDS, ETC	10	247	146
531 SYNT DYE, NAT INDOG, LAKES	259	1 033	573	516 OTHER ORGANIC CHEMICALS	10	341	190
532 DYES NES, TANNING PRODS	2 800	601	332	541 MEDICINAL ETC PRODUCTS	166	300	165
533 PIGMENTS, PAINTS, ETC	2 034	1 978	1 093	553 PERFUMERY, COSMETICS, ETC	7	69	37
541 MEDICINAL ETC PRODUCTS	929	3 626	2 014	634 VENEERS, PLYWOOD ETC	510	94	51
551 ESSENTL OIL, PERFUME, ETC	378	1 086	601	793 SHIPS AND BOATS	578 775	12 448	7 186
554 SOAPS, CLEANING ETC PREPS	3 508	1 076	589	874 MEASURING, CONTROLLNG INSTR	38	2 695	1 617
562 FERTILIZERS MANUFACTURED	47 234	1 334	777	885 WATCHES AND CLOCKS	8	290	176
582 PROD OF CONDENSATION ETC	17 456	2 295	1 274	896 WORKS OF ART ETC	22	1 032	576
583 PROD OF POLYMERIZING ETC	24 601	5 716	3 218	898 MUSICAL INSTRUMENTS, PTS	158	500	272
584 CELLULOSE DERIVATIVES ETC	121	90	51				
585 PLASTIC MATERIALS NES	120	165	93	EXPORTS	597 730	128 581	71 214
591 PESTICIDES, DISINFECTANTS	5 091	4 063	2 227	048 CEREAL ETC PREPARATIONS	32 054	1 359	759
592 STARCH, INULIN, GLUTEN, ETC	336	294	164	054 VEG ETC FRSH, SMPLY PRSVD	205	273	151
598 MISC CHEMICAL PRODS NES	6 609	2 933	1 633	112 ALCOHOLIC BEVERAGES	2 320	596	330
621 MATERIALS OF RUBBER	125	177	98	292 CRUDE VEG MATERIALS NES	257	247	137
625 RUBBER TYRES, TUBES	53	56	31	334 PETROLEUM PRODUCTS, REFIN	607	265	144
628 RUBBER ARTICLES NES	44	124	68	335 RESIDUAL PETRLM PROD NES	1 559	141	79
635 WOOD MANUFACTURES NES	21	66	37	423 FIXED VEG OILS, SOFT	8 500	441	262
641 PAPER AND PAPERBOARD	1 870	895	497	512 ALCOHOLS, PHENOLS, ETC	144	69	39
642 ARTICLES OF PAPER ETC	172	152	89	513 ORGANIC ACIDS, ETC	194	67	36
651 TEXTILE YARN AND THREAD	833	182	101	514 NITROGEN-FUNCTN COMPOUNDS	83	417	231
652 COTTON FABRICS, WOVEN	41	66	39	515 ORG-INORG COMPOUNDS ETC	224	496	269
657 SPECIAL TEXTILE ETC PROD	72	239	134	516 OTHER ORGANIC CHEMICALS	98	72	41
659 FLOOR COVERINGS ETC	52	66	36	522 INORG ELEMNTS, OXIDES, ETC	778	141	79
663 OTH NONMETAL MINERAL MFS	1 127	592	324	523 OTHR INORGANIC CHEMICALS	5 778	422	226
664 GLASS	1 068	180	99	531 SYNT DYE, NAT INDOG, LAKES	1 098	2 133	1 179
665 GLASSWARE	333	409	227	532 DYES NES, TANNING PRODS	5 546	698	388
666 POTTERY	28	243	132	533 PIGMENTS, PAINTS, ETC	1 428	1 210	674
672 IRON STL PRIMARY FORMS	38 089	1 897	1 090	541 MEDICINAL ETC PRODUCTS	2 768	24 774	13 806
673 IRON AND STEEL SHAPES	329	93	53	551 ESSENTL OIL, PERFUME, ETC	175	240	133
674 IRN STL UNIV, PLATE, SHEET	58 481	6 233	3 495	553 PERFUMERY, COSMETICS, ETC	758	1 247	696
677 IRN, STL WIRE EXCL W ROD	1 314	281	157	554 SOAPS, CLEANING ETC PREPS	344	176	100
678 IRON, STL TUBES, PIPES, ETC	215	126	70	562 FERTILIZERS MANUFACTURED	164 162	3 248	1 830
682 COPPER EXC CEMENT COPPER	87	101	55	582 PROD OF CONDENSATION ETC	956	537	300
683 NICKEL	7	77	44	583 PROD OF POLYMERIZING ETC	9 363	2 358	1 324
684 ALUMINIUM	923	820	447	591 PESTICIDES, DISINFECTANTS	3 232	1 864	1 029
686 ZINC	18 994	2 983	1 633	592 STARCH, INULIN, GLUTEN, ETC	127	72	41
692 METAL TANKS, BOXES ETC	117	110	60	598 MISC CHEMICAL PRODS NES	843	835	461
693 WIRE PRODUCTS NON ELECTR	480	138	77	612 LEATHER ETC MANUFACTURES	61	110	62
694 STL, COPPR NAILS, NUTS, ETC	755	543	298	625 RUBBER TYRES, TUBES	219	95	54
695 TOOLS	612	1 505	829	628 RUBBER ARTICLES NES	101	331	183
696 CUTLERY	65	288	161	634 VENEERS, PLYWOOD, ETC	2 274	175	96
697 BASE MTL HOUSEHOLD EQUIP	50	107	60	641 PAPER AND PAPERBOARD	1 129	615	339

7 IMPORTS AND EXPORTS (SPECIAL TRADE) BY COUNTRIES OF PRODUCTION AND CONSUMPTION AND BY GROUPS OF THE SITC-REV. II 1987

GROUP DESCRIPTION	DT * 100 KG	1 000 DM	1 000 \$	GROUP DESCRIPTION	DT * 100 KG	1 000 DM	1 000 \$
642 ARTICLES OF PAPER ETC	169	208	119	054 VEG ETC FRSH, SMPLY PRSVD	1 073	494	268
651 TEXTILE YARN AND THREAD	45	152	85	058 FRUIT PRESERVED, PREPARED	157	126	70
652 COTTON FABRICS, WOVEN	31	174	100	081 FEEDING STUFF FOR ANIMLS	3 098	431	233
657 SPECIAL TEXTILE ETC PROD	89	235	128	111 NON-ALCOHL BEVERAGES NES	1 511	137	83
663 OTH NONMETAL MINERAL MFS	217	315	174	112 ALCOHOLIC BEVERAGES	2 041	241	136
664 GLASS	1 508	168	96	121 TOBACCO UNMNFCTRD, REFUSE	3 000	485	265
665 GLASSWARE	680	686	388	273 STONE, SAND AND GRAVEL	3 812	255	143
666 POTTERY	90	253	141	278 OTHER CRUDE MINERALS	777	138	76
667 PEARL, PREC-, SEMI-P STONE	*	*	*	292 CRUDE VEG MATERIALS NES	740	1 146	647
674 IRN, STL UNIV, PLATE, SHEET	33 409	4 344	2 447	334 PETROLEUM PRODUCTS, REFIN	22 184	1 132	631
678 IRON, STL TUBES, PIPES, ETC	64	108	60	335 RESIDUAL PETRLM PROD NES	2 337	280	152
682 COPPER EXC CEMENT COPPER	174	114	63	411 ANIMAL OILS AND FATS	20 755	1 287	692
684 ALUMINIUM	318	385	216	512 ALCOHOLS, PHENOLS, ETC	6 438	2 327	1 302
685 LEAD	283	148	81	513 ORGANIC ACIDS, ETC	6 428	1 523	864
693 WIRE PRODUCTS NON ELECTR	832	331	185	514 NITROGEN-FUNCT COMPOUNDS	1 391	816	448
694 STL, COPPR NAILS, NUTS, ETC	149	135	76	515 ORG-INORG COMPOUNDS ETC	785	983	558
695 TOOLS	647	1 601	885	516 OTHER ORGANIC CHEMICALS	2 724	961	527
696 CUTLERY	24	181	101	522 INORG ELEMNTS, OXIDES, ETC	1 486	681	385
699 OTHER METAL MANUFACTURES	1 102	606	319	523 OTHR INORGANIC CHEMICALS	9 591	1 533	853
713 INTRNL COMBUS PISTN ENGN	429	1 810	1 014	531 SYNT DYE, NAT INDGO, LAKES	327	943	527
716 ROTATING ELECTRIC PLANT	4	88	47	533 PIGMENTS, PAINTS, ETC	2 805	1 629	902
721 AGRIC MACHY, EXC TRACTORS	311	398	218	541 MEDICINAL ETC PRODUCTS	1 854	5 974	3 293
722 TRACTORS NON-ROAD	1 160	1 042	579	553 PERFUMERY, COSMETICS, ETC	160	95	52
724 TEXTILE, LEATHER MACHNRY	80	356	197	554 SOAPS, CLEANING ETC PREPS	811	317	182
725 PAPER ETC MILL MACHINERY	115	497	275	582 PROD OF CONDENSATION ETC	1 351	667	370
726 PRINTG, BKBINDG MACHY, PTS	40	560	310	583 PROD OF POLYMERIZING ETC	20 808	3 204	1 774
727 FOOD MACHRY NON-DOMESTIC	14	158	89	584 CELLULOSE DERIVATIVES ETC	51	56	34
728 OTH MACHY FOR SPCL INDUS	637	2 505	1 378	591 PESTICIDES, DISINFECTANTS	6 991	6 049	3 319
736 MACHINE TOOLS FOR METAL	84	416	233	592 STARCH, INULIN, GLUTEN, ETC	438	241	132
741 HEATING, COOLING EQUIPMNT	64	421	239	598 MISC CHEMICAL PRODS NES	4 374	3 348	1 844
742 PUMPS FOR LIQUIDS ETC	23	186	101	625 RUBBER TYRES, TUBES	326	63	34
743 PUMPS NES, CENTRIFUGES ETC	35	245	132	628 RUBBER ARTICLES NES	278	494	271
744 MECHANICAL HANDLING EQU	120	280	159	635 WOOD MANUFACTURES NES	328	600	329
745 NONELEC MACHY, TOOLS NES	241	2 246	1 218	641 PAPER AND PAPERBOARD	28 508	1 891	1 041
749 NONELEC MACH PTS, ACC NES	2 727	5 568	3 097	657 SPECIAL TEXTILE ETC PROD	185	415	236
751 OFFICE MACHINES	240	681	376	662 CLAY, REFRACTORY BLDG PRD	5 511	988	551
752 AUTOMTIC DATA PROC EQUIP	5	103	57	663 OTH NONMETAL MINERAL MFS	513	755	417
759 OFFICE & ADP MCH PTS, ACC	7	152	84	664 GLASS	350	232	126
764 TELECOM EQPT, PTS, ACC NES	16	244	136	665 GLASSWARE	408	437	247
771 ELECTRIC POWER MACHY NES	872	1 234	699	673 IRON AND STEEL SHAPES	1 233	198	118
772 SWITCHGEAR ETC & PTS NES	40	418	226	674 IRN, STL UNIV, PLATE, SHEET	1 239	230	131
774 ELECTRO-MEDCL XRAY EQUIP	18	173	97	675 IRON, STEEL HOOP, STRIP	1 018	215	128
776 TRANSISTORS, VALVES, ETC	1	193	107	677 IRN, STL WIRE EXCL W ROD	1 150	353	210
778 ELECTRICAL MACHINERY NES	258	668	365	678 IRON, STL TUBES, PIPES, ETC	7 192	1 094	605
781 PASS MOTOR VEH EXC BUSES	3 011	10 300	5 704	682 COPPER EXC CEMENT COPPER	488	781	434
784 MOTOR VEHCL PTS, ACC NES	764	2 974	1 650	683 NICKEL	35	415	227
793 SHIPS AND BOATS	295 051	22 333	12 217	684 ALUMINIUM	14 503	5 378	2 958
821 FURNITURE	888	295	164	686 ZINC	120	192	114
831 TRAVEL GOODS, HANDBAGS	39	102	54	689 NON-FER BASE METALS NES	19	222	122
845 OUTERWEAR KNIT NONELASTC	6	103	58	691 STRUCTURES AND PARTS NES	112	219	124
846 UNDERWEAR KNITTED	1	63	34	693 WIRE PRODUCTS NON ELECTR	193	388	212
851 FOOTWEAR	312	1 114	609	694 STL, COPPR NAILS, NUTS, ETC	11	57	33
871 OPTICAL INSTRUMENTS	8	451	249	695 TOOLS	342	1 424	776
872 MEDICAL INSTRUMENTS NES	9	522	287	699 OTHER METAL MANUFACTURES	2 752	2 007	1 127
874 MEASURING, CONTROLLING INSTR	42	1 481	826	712 STEAM ENGINES, TURBINES	2	82	46
881 PHOTO APPAR & EQUIPT NES	5	143	80	713 INTRNL COMBUS PISTN ENGN	848	1 450	800
882 PHOTO, CINEMA SUPPLIES	472	838	460	716 ROTATING ELECTRIC PLANT	76	288	157
884 OPTICAL GOODS NES	167	167	92	721 AGRIC MACHY, EXC TRACTORS	36	98	53
885 WATCHES AND CLOCKS	16	1 984	1 126	723 CIVIL ENGINEERG EQUIP ETC	3	81	45
892 PRINTED MATTER	134	187	103	724 TEXTILE, LEATHER MACHNRY	287	2 108	1 153
893 ARTICLES OF PLASTIC NES	70	362	203	725 PAPER ETC MILL MACHINERY	19	141	78
894 TOYS, SPORTING GOODS, ETC	85	106	59	726 PRINTG, BKBINDG MACHY, PTS	156	1 116	613
895 OFFICE SUPPLIES NES	64	302	164	727 FOOD MACHRY NON-DOMESTIC	9	114	65
897 GOLD, SILVER WARE, JEWELRY	2 405	1 326	1 326	728 OTH MACHY FOR SPCL INDUS	657	3 621	2 005
898 MUSICAL INSTRUMENTS, PTS	43	87	47	736 MACHINE TOOLS FOR METAL	241	1 184	682
899 OTHER MANUFACTURED GOODS	34	147	81	737 METALWORKING MACHNRY NES	8	132	71
971 GOLD, NON MONETARY NES	644	353	353	741 HEATING, COOLING EQUIPMNT	453	1 752	966
ANGUILLA				742 PUMPS FOR LIQUIDS ETC	1 647	7 110	4 098
EXPORTS	90	205	121	743 PUMPS NES, CENTRIFUGES ETC	584	3 656	2 047
598 MISC CHEMICAL PRODS NES	31	84	51	744 MECHANICAL HANDLING EQU	15	98	52
CUBA				745 NONELEC MACHY, TOOLS NES	119	1 750	953
IMPORTS	683 681	41 107	23 194	749 NONELEC MACH PTS, ACC NES	2 171	3 480	1 921
036 SHELL FISH FRESH, FROZEN	298	1 211	698	751 OFFICE MACHINES	30	88	51
057 FRUIT, NUTS, FRESH, DRIED	2 119	234	129	752 AUTOMTIC DATA PROC EQUIP	1	71	39
058 FRUIT PRESERVED, PREPARED	5 717	1 126	622	763 SOUND RECORDRS, PHONOGRPH	4	188	106
061 SUGAR AND HONEY	101 344	3 442	1 901	764 TELECOM EQPT, PTS, ACC NES	24	392	230
072 COCOA	5 827	5 141	2 837	772 SWITCHGEAR ETC & PTS NES	410	9 897	5 479
112 ALCOHOLIC BEVERAGES	511	142	80	774 ELECTRO-MEDCL XRAY EQUIP	14	217	129
121 TOBACCO UNMNFCTRD, REFUSE	8 375	4 493	2 523	776 TRANSISTORS, VALVES, ETC	12	68	38
122 TOBACCO MFS	96	2 673	1 501	812 PLUMB, HEATNG, LGHTNG EQU	390	3 508	1 982
278 OTHER CRUDE MINERALS	1 605	74	41	821 FURNITURE	6	90	48
287 BASE METAL ORES, CONC NES	55 357	1 194	674	845 OUTERWEAR KNIT NONELASTC	15	164	90
288 NONFER METAL SCRAP NES	1 394	114	63	851 FOOTWEAR	28	1 454	825
291 CRUDE ANIMAL MTRIALS NES	3 248	268	148	871 OPTICAL INSTRUMENTS	902	7 376	4 150
292 CRUDE VEG MATERIALS NES	56	52	30	872 MEDICAL INSTRUMENTS NES	92	3 343	1 870
334 PETROLEUM PRODUCTS, REFIN	487 427	14 752	8 543	881 PHOTO APPAR & EQUIPT NES	22	594	328
657 SPECIAL TEXTILE ETC PROD	5 669	573	311	882 PHOTO, CINEMA SUPPLIES	217	286	159
658 TEXTILE ARTICLES NES	439	350	191	884 OPTICAL GOODS NES	3	271	155
662 CLAY, REFRACTORY BLDG PRD	2 772	114	62	893 ARTICLES OF PLASTIC NES	166	1 016	574
713 INTRNL COMBUS PISTN ENGN	1	55	30	894 TOYS, SPORTING GOODS, ETC	12	120	65
872 MEDICAL INSTRUMENTS NES	3	77	43	895 OFFICE SUPPLIES NES	38	178	97
896 WORKS OF ART ETC	21	1 611	898	896 WORKS OF ART ETC	8	99	55
961 COIN NONGOLD, NONCURRENT	1	327	179	897 GOLD, SILVER WARE, JEWELRY	24	118	65
EXPORTS	344 335	124 941	69 557	898 MUSICAL INSTRUMENTS, PTS	58	690	381
022 MILK AND CREAM	317	63	39	899 OTHER MANUFACTURED GOODS			
023 BUTTER	5 311	1 758	957				
046 WHEAT ETC MEAL OR FLOUR	127 886	3 166	1 773				

7 IMPORTS AND EXPORTS (SPECIAL TRADE) BY COUNTRIES OF PRODUCTION AND CONSUMPTION AND BY GROUPS OF THE SITC-REV. II 1987

GROUP DESCRIPTION	DT * 100 KG	1 000 DM	1 000 \$	GROUP DESCRIPTION	DT * 100 KG	1 000 DM	1 000 \$
ST CHRISTOPH				EXPORTS	115 607	30 092	16 689
IMPORTS	6	59	32	024 CHEESE AND CURD	380	211	117
EXPORTS	37	116	62	061 SUGAR AND HONEY	13 090	458	255
HAITI				112 ALCOHOLIC BEVERAGES	82 244	11 239	6 272
IMPORTS	28 281	12 573	6 979	513 ORGANIC ACIDS, ETC	615	93	51
056 FRUIT PRESERVED, PREPARED	6 078	864	474	514 NITROGEN-FUNCTN COMPOUNDS	11	73	44
071 COFFEE AND SUBSTITUTES	2 254	1 032	578	515 DRG-INORG COMPOUNDS ETC	790	8 929	4 883
072 COCOA	13 988	5 796	3 216	516 OTHER ORGANIC CHEMICALS	175	386	215
075 SPICES	1 095	149	83	541 MEDICINAL ETC PRODUCTS	6	85	48
263 COTTON	1 088	286	156	553 PERFUMERY, COSMETICS, ETC	42	74	40
292 CRUDE VEG MATERIALS NES	640	228	128	635 WOOD MANUFACTURES NES	153	135	76
431 PROCESD ANML VEG OIL, ETC	127	80	43	642 ARTICLES OF PAPER ETC	2 209	400	222
551 ESSENTL OIL, PERFUME, ETC	62	534	294	651 TEXTILE YARN AND THREAD	14	57	30
657 SPECIAL TEXTILE ETC PROD	1 012	228	126	658 TEXTILE ARTICLES NES	8	81	44
697 BASE MTL HOUSEHOLD EQUIP	53	105	60	665 GLASSWARE	74	180	102
776 TRANSISTORS, VALVES, ETC	7	337	191	666 POTTERY	76	478	270
812 PLUMB, HEATING, LIGHTING EQU	10	56	30	728 OTH MACHY FOR SPCL INDUS	40	362	200
842 MENS OUTERWEAR NOT KNIT	190	369	212	745 NONELEC MACHY, TOOLS NES	12	142	77
847 TXTL CLTHNG ACCESSRYS NES	287	1 533	853	775 HOUSEHOLD TYPE EQUIP NES	16	59	32
893 ARTICLES OF PLASTIC NES	218	399	223	781 PASS MOTOR VEH EXC BUSES	506	634	349
899 OTHER MANUFACTURED GOODS	762	367	207	782 LORRIES, SPCL MTR VEH NES	51	58	31
EXPORTS	317 559	38 835	21 625	784 MOTOR VEHCL PTS, ACC NES	29	107	60
022 MILK AND CREAM	30 442	5 154	2 871	786 VEH NES NONMOTR, TRAILERS	5 020	83	46
061 SUGAR AND HONEY	1 190	53	32	793 SHIPS AND BOATS	8 280	1 190	664
112 ALCOHOLIC BEVERAGES	488	73	40	821 FURNITURE	147	517	285
292 CRUDE VEG MATERIALS NES	226	154	85	831 TRAVEL GOODS, HANDBAGS	12	265	150
335 RESIDUAL PETRLM PROD NES	1 989	277	156	893 ARTICLES OF PLASTIC NES	24	65	38
423 FIXED VEG OILS, SOFT	261 417	16 366	9 064	896 WORKS OF ART ETC		274	162
431 PROCESD ANML VEG OIL, ETC	1 007	151	84	897 GOLD, SILVER WARE, JEWELRY		2 067	1 151
513 ORGANIC ACIDS, ETC	388	85	46	961 COIN NONGOLD, NONCURRENT	1	100	59
522 INORG ELEMNTS, OXIDES, ETC	345	115	64	972 GOLD COIN		269	160
523 OTHR INORGANIC CHEMICALS	4 706	285	159	TURKS CAICOS			
531 SYNT DYE, NAT INDGO, LAKES	34	79	44	IMPORTS	4	2	1
533 PIGMENTS, PAINTS, ETC	451	177	98	EXPORTS	3 573	493	277
541 MEDICINAL ETC PRODUCTS	894	1 853	1 028	112 ALCOHOLIC BEVERAGES	3 416	415	233
553 PERFUMERY, COSMETICS, ETC	128	265	147	DOMINIC REP			
554 SOAPS, CLEANING ETC PREPS	305	192	109	IMPORTS	76 630	23 217	13 054
583 PROD OF POLYMERIZING ETC	260	78	40	054 VEG ETC FRSH, SMPLY PRSVD	102	122	67
584 CELLULOSE DERIVATIVES ETC	33	55	32	057 FRUIT, NUTS, FRESH, DRIED	11 583	1 250	715
592 STARCH, INULIN, GLUTEN, ETC	315	139	79	058 FRUIT PRESERVED, PREPARED	2 257	699	384
598 MISC CHEMICAL PRODS NES	443	100	55	072 COCOA	1 678	598	330
628 RUBBER ARTICLES NES	71	106	117	121 TOBACCO UNMNFCTD, REFUSE	2 571	1 273	707
642 ARTICLES OF PAPER ETC	160	210	52	288 NONFERR METAL SCRAP NES	1 177	80	46
651 TEXTILE YARN AND THREAD	28	95	39	292 CRUDE VEG MATERIALS NES	994	443	245
652 COTTON FABRICS, WOVEN	66	73	76	671 PIG IRON ETC	55 868	17 764	10 016
653 WOVN MAN-MADE FIB FABRIC	81	135	41	714 ENGINES & MOTORS NES	2	221	119
657 SPECIAL TEXTILE ETC PROD	18	74	254	846 UNDERWEAR KNITTED	2	59	34
662 CLAY, REFRACTORY BLDG PRD	2 142	468	147	EXPORTS	285 312	77 315	43 274
663 OTH NONMETAL MINERAL MFS	809	265	57	022 MILK AND CREAM	1 500	412	253
664 GLASS	566	105	76	035 FISH SALTED, DRIED, SMOKED	900	549	298
665 GLASSWARE	72	83	46	048 CEREAL ETC PREPARATIONS	6 377	521	290
674 IRN, STL UNIV, PLATE, SHEET	2 084	139	108	056 VEGTBLES ETC PRSVD, PREPD	401	103	59
682 COPPER EXC CEMENT COPPER	248	134	184	061 SUGAR AND HONEY	6 562	254	142
694 STL, COPPR NAILS, NUTS, ETC	241	194	41	081 FEEDING STUFF FOR ANMLS	57	79	45
695 TOOLS	300	341	538	098 EDIBLE PRODCTS, PREPS NES	403	52	30
696 CUTLERY	24	73	106	111 NON-ALCOHL BEVERAGES NES	200	151	83
699 OTHER METAL MANUFACTURES	419	453	374	298 OTHER CRUDE MINERALS	499	54	30
716 ROTATING ELECTRIC PLANT	519	692	40	292 CRUDE VEG MATERIALS NES	269	174	96
723 CIVIL ENGINEERG EQUIP ETC	172	194	813	334 PETROLEUM PRODUCTS, REFIN	1 354	341	191
724 TEXTILE, LEATHER MACHNRY	80	671	42	335 RESIDUAL PETRLM PROD NES	25 559	1 981	1 105
726 PRINTG, BKBINDG MACHY, PTS	40	73	49	423 FIXED VEG OILS, SOFT	2 802	260	148
728 OTH MACHY FOR SPCL INDUS	524	1 411	94	512 ALCOHOLS, PHENOLS, ETC	2 958	490	269
736 MACHINE TOOLS FOR METAL	11	78	103	513 ORGANIC ACIDS, ETC	9 833	1 801	1 014
743 PUMPS NES, CENTRIFUGES ETC	30	88	79	514 NITROGEN-FUNCTN COMPOUNDS	1 876	803	443
744 MECHANICAL HANDLING EQU	72	169	391	515 ORG-INORG COMPOUNDS ETC	745	564	312
745 NONELEC MACHY, TOOLS NES	28	186	36	516 OTHER ORGANIC CHEMICALS	83	105	56
749 NONELEC MACH PTS, ACC NES	26	144	368	522 INORG ELEMNTS, OXIDES, ETC	2 693	534	298
772 SWITCHGEAR ETC & PTS NES	91	697	373	523 OTHR INORGANIC CHEMICALS	15 230	1 467	826
778 ELECTRICAL MACHINERY NES	43	66	200	531 SYNT DYE, NAT INDGO, LAKES	448	1 041	583
781 PASS MOTOR VEH EXC BUSES	236	655	42	532 DYES NES, TANNING PRODS	2 849	541	304
782 LORRIES, SPCL MTR VEH NES	292	645	30	533 PIGMENTS, PAINTS, ETC	1 865	1 144	638
784 MOTOR VEHCL PTS, ACC NES	94	364	418	541 MEDICINAL ETC PRODUCTS	849	4 624	2 575
812 PLUMB, HEATING, LIGHTING EQU	181	74	191	551 ESSENTL OIL, PERFUME, ETC	150	362	210
821 FURNITURE	55	55	502	553 PERFUMERY, COSMETICS, ETC	158	231	125
872 MEDICAL INSTRUMENTS NES	15	766	145	554 SOAPS, CLEANING ETC PREPS	6 428	1 238	694
874 MEASURING, CONTROLLING INSTR	24	348	121	562 FERTILIZERS MANUFACTURED	5 238	224	122
892 PRINTED MATTER	193	913	44	562 PROD OF CONDENSATION ETC	5 254	1 627	907
893 ARTICLES OF PLASTIC NES	316	265	583	583 PROD OF POLYMERIZING ETC	5 776	1 541	866
897 GOLD, SILVER WARE, JEWELRY	2	217	584	584 CELLULOSE DERIVATIVES ETC	1 665	1 145	634
899 OTHER MANUFACTURED GOODS	40	70	591	591 PESTICIDES, DISINFECTANTS	3 627	2 852	1 576
BAHAMAS				592 STARCH, INULIN, GLUTEN, ETC	873	334	185
IMPORTS	80 409	14 263	8 185	598 MISC CHEMICAL PRODS NES	4 064	1 915	1 071
036 SHELL FISH FRESH, FROZEN	15	87	53	621 MATERIALS OF RUBBER	180	82	45
112 ALCOHOLIC BEVERAGES	3 369	2 545	1 431	625 RUBBER TYRES, TUBES	622	111	59
515 ORG-INORG COMPOUNDS ETC		58	32	628 RUBBER ARTICLES NES	170	416	234
541 MEDICINAL ETC PRODUCTS		5 063	2 818	641 PAPER AND PAPERBOARD	1 330	486	269
752 AUTOMATIC DATA PROC EQUIP	212	3 600	2 110	642 ARTICLES OF PAPER ETC	577	673	373
771 ELECTRIC POWER MACHY NES	53	318	173	651 TEXTILE YARN AND THREAD	121	204	111
772 SWITCHGEAR ETC & PTS NES	36	301	177	657 SPECIAL TEXTILE ETC PROD	60	265	145
793 SHIPS AND BOATS	76 505	1 410	863	658 TEXTILE ARTICLES NES	144	94	50
892 PRINTED MATTER	126	98	56	662 CLAY, REFRACTORY BLDG PRD	1 907	255	152
961 COIN NONGOLD, NONCURRENT		53	30	663 OTH NONMETAL MINERAL MFS	1 780	1 089	609
				664 GLASS	2 174	254	137
				665 GLASSWARE	239	444	246
				666 POTTERY	280	106	56

7 IMPORTS AND EXPORTS (SPECIAL TRADE) BY COUNTRIES OF PRODUCTION AND CONSUMPTION AND BY GROUPS OF THE SITC-REV. II 1987

GROUP DESCRIPTION	DT * 100 KG	1 000 DM	1 000 \$	GROUP DESCRIPTION	DT * 100 KG	1 000 DM	1 000 \$
672 IRON, STL PRIMARY FORMS	63 329	3 118	1 762	721 AGRIC MACHY, EXC TRACTORS	845	412	225
673 IRON AND STEEL SHAPES	3 163	235	127	723 CIVIL ENGINEERG EQUIP ETC	656	878	477
674 IRN, STL UNIV. PLATE, SHEET	61 949	4 771	2 643	726 PRINTG, BKBINDG MACHY, PTS	29	69	38
675 IRON, STEEL HOOP, STRIP	1 990	262	147	727 FOOD MACHRY NON-DOMESTIC	24	73	39
682 COPPER EXC CEMENT COPPER	210	100	53	728 OTH MACHY FOR SPCL INDUS	163	326	179
684 ALUMINIUM	1 566	992	552	736 MACHINE TOOLS FOR METAL	56	224	122
692 METAL TANKS, BOXES, ETC	86	155	89	742 PUMPS FOR LIQUIDS ETC	8	75	41
693 WIRE PRODUCTS NON ELECTR	301	104	54	743 PUMPS NES, CENTRIFUGES ETC	91	235	128
694 STL, COPPR NAILS, NUTS, ETC	303	170	94	745 NONELEC MACHY, TOOLS NES	306	1 042	594
695 TOOLS	377	736	413	749 NONELEC MACH PTS, ACC NES	20	178	97
696 CUTLERY	15	73	42	751 OFFICE MACHINES	34	144	80
699 OTHER METAL MANUFACTURES	362	476	263	752 AUTOMATIC DATA PROC EQUIP	2	84	47
713 INTRNL COMBUS PISTN ENGN	251	373	206	761 TELEVISION RECEIVERS	106	421	245
716 ROTATING ELECTRIC PLANT	51	87	49	762 RADIO BROADCAST RECEIVRS	24	146	82
721 AGRIC MACHY, EXC TRACTORS	1 928	1 299	717	764 TELECOM EQPT, PTS, ACC NES	17	91	49
722 TRACTORS NON-ROAD	4 333	2 890	1 599	772 SWITCHGEAR ETC & PTS NES	10	68	37
723 CIVIL ENGINEERG EQUIP ETC	1 014	916	506	775 HOUSEHOLD TYPE EQUIP NES	212	300	159
724 TEXTILE, LEATHER MACHRY	306	1 121	626	778 ELECTRICAL MACHINERY NES	281	897	329
725 PAPER ETC MILL MACHINERY	199	290	162	781 PASS MOTOR VEH EXC BUSES	5 230	2 262	6 869
726 PRINTG, BKBINDG MACHY PTS	154	225	123	782 LORRIES, SPCL MTR VEH NES	3 414	4 898	2 723
727 FOOD MACHRY NON-DOMESTIC	77	159	89	783 ROAD MOTOR VEHICLES NES	140	227	124
728 OTH MACHY FOR SPCL INDUS	416	1 734	981	784 MOTOR VEHCL PTS, ACC NES	1 504	4 379	2 390
736 MACHINE TOOLS FOR METAL	72	439	249	821 FURNITURE	264	521	306
741 HEATING, COOLING EQUIPMNT	79	378	215	831 TRAVEL GOODS, HANDBAGS	28	142	81
742 PUMPS FOR LIQUIDS ETC	9	118	66	872 MEDICAL INSTRUMENTS NES	25	74	43
743 PUMPS NES, CENTRIFUGES ETC	240	580	320	874 MEASURING, CONTROLNG INSTR	10	81	43
744 MECHANICAL HANDLING EQU	301	350	191	882 PHOTO, CINEMA SUPPLIES	57	113	65
745 NONELEC MACHY, TOOLS NES	176	2 525	1 432	892 PRINTED MATTER	73	180	98
749 NONELEC MACH PTS ACC NES	554	463	249	893 ARTICLES OF PLASTIC NES	817	302	170
751 OFFICE MACHINES	28	176	100	894 TOYS, SPORTING GOODS, ETC	26	67	38
771 ELECTRIC POWER MACHY NES	3 068	4 775	2 777	895 OFFICE SUPPLIES NES	36	213	112
772 SWITCHGEAR ETC & PTS NES	10	121	70	897 GOLD, SILVER WARE, JEWELRY	9	409	225
774 ELECTRO-MEDCL, XRAY EQUIP	27	215	120	898 MUSICAL INSTRUMENTS, PTS	9	59	31
778 ELECTRICAL MACHINERY NES	1 698	713	399	899 OTHER MANUFACTURED GOODS	195	194	107
781 PASS MOTOR VEH EXC BUSES	530	1 635	925				
782 LORRIES, SPCL MTR VEH NES	2 883	2 375	1 359	ANTIGUA			
784 MOTOR VEHCL PTS, ACC NES	1 385	3 335	1 867				
812 PLUMBG, HEATNG, LGHTNG EQU	146	230	133	IMPORTS	12	11	7
871 OPTICAL INSTRUMENTS	2	58	33				
872 MEDICAL INSTRUMENTS NES	70	285	160	EXPORTS	13 376	24 484	13 284
874 MEASURING, CONTROLNG INSTR	67	896	501				
881 PHOTO APPAR & EQUIPT NES	21	275	153	022 MILK AND CREAM	3 031	309	173
882 PHOTO, CINEMA SUPPLIES	425	629	345	112 ALCOHOLIC BEVERAGES	683	125	71
884 OPTICAL GOODS NES		80	43	697 BASE MTL HOUSEHOLD EQUIP	86	56	33
892 PRINTED MATTER	124	245	136	781 PASS MOTOR VEH EXC BUSES	94	182	112
893 ARTICLES OF PLASTIC NES	109	255	141	793 SHIPS AND BOATS	8 600	23 002	12 453
895 OFFICE SUPPLIES NES	143	721	398	893 ARTICLES OF PLASTIC NES	241	77	43
899 OTHER MANUFACTURED GOODS	36	120	64	897 GOLD, SILVER WARE, JEWELRY		246	140
AM VIRGIN IS				DOMINICA			
IMPORTS	11	64	34	IMPORTS	442	143	80
EXPORTS	9 796	7 659	4 262	EXPORTS	14 585	1 817	1 011
023 BUTTER	820	185	104	022 MILK AND CREAM	2 250	574	317
054 VEG ETC FRSH, SMPLY PRSVD	27	68	38	061 SUGAR AND HONEY	11 545	374	212
061 SUGAR AND HONEY	1 920	71	40	591 PESTICIDES, DISINFECTANTS	65	111	62
112 ALCOHOLIC BEVERAGES	6 267	1 033	574	723 CIVIL ENGINEERG EQUIP ETC	100	108	59
665 GLASSWARE	14	58	32	745 NONELEC MACHY, TOOLS NES	28	127	70
666 POTTERY	26	169	95				
696 CUTLERY	6	75	42	BRIT VIRG IS			
699 OTHER METAL MANUFACTURES	248	78	44				
716 ROTATING ELECTRIC PLANT		268	148	IMPORTS	9	74	42
743 PUMPS NES, CENTRIFUGES ETC	9	90	55				
781 PASS MOTOR VEH EXC BUSES	73	190	104	EXPORTS	735	361	198
821 FURNITURE	73	100	54				
831 TRAVEL GOODS, HANDBAGS		64	36	112 ALCOHOLIC BEVERAGES	178	78	45
885 WATCHES AND CLOCKS	18	2 211	1 218	821 FURNITURE	393	134	73
895 OFFICE SUPPLIES NES		101	55				
897 GOLD, SILVER WARE, JEWELRY		2 648	1 487	MARTINIQUE			
GUADELOUPE				IMPORTS	64 511	34 826	19 422
IMPORTS	3 994	1 228	677	057 FRUIT, NUTS, FRESH, DRIED	1 643	441	241
112 ALCOHOLIC BEVERAGES	3 476	680	376	058 FRUIT PRESERVED, PREPARED	10 739	1 589	916
292 CRUDE VEG MATERIALS NES	73	96	55	112 ALCOHOLIC BEVERAGES	52 100	32 781	18 256
EXPORTS	51 097	37 924	21 130	EXPORTS	48 007	39 838	22 306
111 NON-ALCOHL BEVERAGES NES	3 687	495	275	022 MILK AND CREAM	1 192	133	74
112 ALCOHOLIC BEVERAGES	555	85	48	098 EDIBLE PRODCTS, PREPS NES	51	56	33
122 TOBACCO MFRS	122	241	131	111 NON-ALCOHL BEVERAGES NES	2 878	372	204
278 OTHER CRUDE MINERALS	6 019	178	99	122 TOBACCO MFRS	78	146	80
533 PIGMENTS, PAINTS, ETC	246	286	161	278 OTHER CRUDE MINERALS	11 435	389	219
541 MEDICINAL ETC PRODUCTS	6	128	74	533 PIGMENTS, PAINTS, ETC	343	364	203
553 PERFUMERY, COSMETICS, ETC	61	101	56	582 PRDD OF CONDENSATION ETC	118	76	44
554 SOAPS, CLEANING ETC PREPS	234	104	58	591 PESTICIDES, DISINFECTANTS	33	85	51
583 PROD OF POLYMERIZING ETC	82	59	32	598 MISC CHEMICAL PRODS NES	211	208	116
591 PESTICIDES, DISINFECTANTS	64	173	94	625 RUBBER TYRES, TUBES	2 742	1 975	1 107
598 MISC CHEMICAL PRODS NES	268	218	120	628 RUBBER ARTICLES NES	15	66	35
625 RUBBER TYRES, TUBES	2 902	2 352	1 307	642 ARTICLES OF PAPER ETC	341	113	60
641 PAPER AND PAPERBOARD	257	119	66	653 WOVN MAN-MADE FIB FABRIC	22	92	53
642 ARTICLES OF PAPER ETC	864	272	150	662 CLAY, REFRACTORY BLDG PRD	3 640	678	383
653 WOVN MAN-MADE FIB FABRIC	68	278	152	666 POTTERY	33	69	39
662 CLAY, REFRACTORY BLDG PRD	4 048	610	344	673 IRON AND STEEL SHAPES	8 213	492	272
663 OTH NONMETAL MINERAL MFS	74	146	83	691 STRUCTURES AND PARTS NES	233	152	92
666 POTTERY	33	81	45	695 TOOLS	138	269	149
673 IRON AND STEEL SHAPES	15 573	901	507	699 OTHER METAL MANUFACTURES	136	150	84
695 TOOLS	72	134	78	713 INTRNL COMBUS PISTN ENGN	21	107	58
696 CUTLERY	13	76	45	721 AGRIC MACHY, EXC TRACTORS	48	155	83
697 BASE MTL HOUSEHOLD EQUIP	73	67	34	722 TRACTORS NON-ROAD	68	73	40
699 OTHER METAL MANUFACTURES	168	142	77	723 CIVIL ENGINEERG EQUIP ETC	532	592	324
713 INTRNL COMBUS PISTN ENGN	51	287	161	728 OTH MACHY FOR SPCL INDUS	348	929	527
				737 METALWORKING MACHNY NES	35	254	156

7 IMPORTS AND EXPORTS (SPECIAL TRADE) BY COUNTRIES OF PRODUCTION AND CONSUMPTION AND BY GROUPS OF THE SITC-REV. II 1987

GROUP DESCRIPTION	DT * 100 KG	1 000 DM	1 000 \$	GROUP DESCRIPTION	DT * 100 KG	1 000 DM	1 000 \$
742 PUMPS FOR LIQUIDS ETC	10	68	35	693 WIRE PRODUCTS NON ELECTR	747	256	141
743 PUMPS NES,CENTRIFUGES ETC	47	71	42	694 STL,COPPR NAILS,NUTS,ETC	296	164	89
744 MECHANICAL HANDLING EQU	144	428	258	695 TOOLS	206	563	309
745 NONELEC MACHY,TOOLS NES	346	1 453	834	696 CUTLERY	31	105	58
749 NONELEC MACH PTS,ACC NES	11	92	50	697 BASE MTL HOUSEHOLD EQUIP	47	70	39
751 OFFICE MACHINES	19	95	49	699 OTHER METAL MANUFACTURES	1 106	676	378
761 TELEVISION RECEIVERS	248	800	448	711 STEAM BOILERS & AUX PLNT	77	76	45
764 TELECOM EQPT,PTS,ACC NES	31	118	63	712 STEAM ENGINES,TURBINES	4	122	74
775 HOUSEHOLD TYPE EQUIP NES	26	87	46	713 INTRNL COMBUS PISTN ENGN	3	59	31
778 ELECTRICAL MACHINERY NES	417	462	260	716 ROTATING ELECTRIC PLANT	494	2 526	1 398
781 PASS MOTOR VEH EXC BUSES	6 062	14 604	8 163	718 OTH POWER GENERATG MACHY	528	2 204	1 217
782 LORRIES,SPCL MTR VEH NES	3 484	5 078	2 838	721 AGRIC MACHY,EXC TRACTORS	124	136	84
783 ROAD MOTOR VEHICLES NES	336	342	188	722 TRACTORS NON-ROAD	527	416	234
784 MOTOR VEHCL,PTS,ACC NES	1 676	5 052	2 817	723 CIVIL ENGINEERG EQUIP ETC	51	182	108
786 VEH NES NONMOTR,TRAILERS	207	364	223	724 TEXTILE,LEATHER MACHNRY	41	179	95
831 TRAVEL GOODS,HANDBAGS	22	74	42	725 PAPER ETC MILL MACHINERY	22	90	48
851 FOOTWEAR	12	53	30	726 PRINTG,BKBDNG MACHY,PTS	100	616	360
872 MEDICAL INSTRUMENTS NES	6	169	92	727 FOOD MACHRY NON-DOMESTIC	71	324	176
881 PHOTO APPAR & EQUIPT NES	1	66	37	728 OTH MACHY FOR SPCL INDUS	118	777	433
882 PHOTO,CINEMA SUPPLIES	74	124	71	736 MACHINE TOOLS FOR METAL	79	197	108
892 PRINTED MATTER	109	191	106	737 METALWORKING MACHNRY NES	28	89	49
893 ARTICLES OF PLASTIC NES	255	251	139	741 HEATING,COOLING EQUIPMNT	346	1 076	590
894 TOYS,SPORTING GOODS,ETC	99	184	101	742 PUMPS FOR LIQUIDS ETC	5	137	75
895 OFFICE SUPPLIES NES	14	90	50	743 PUMPS NES,CENTRIFUGES ETC	113	178	96
897 GOLD,SILVER WARE,JEWELRY		82	46	744 MECHANICAL HANDLING EQU	231	634	359
899 OTHER MANUFACTURED GOODS	219	206	109	745 NONELEC MACHY,TOOLS NES	461	4 429	2 435
				749 NONELEC MACH PTS,ACC NES	36	600	326
CAYMAN IS				751 OFFICE MACHINES	8	67	37
IMPORTS	827	969	558	752 AUTOMTIC DATA PROC EQUIP	9	104	57
034 FISH FRESH,CHILLED,FROZN	808	230	161	764 TELECOM EQPT,PTS,ACC NES	9	1 090	600
781 PASS MOTOR VEH EXC BUSES	18	103	57	771 ELECTRIC POWER MACHY NES	68	1 141	628
				772 SWITCHGEAR ETC & PTS NES	13	228	128
EXPORTS	276 768	225 820	121 951	778 ELECTRICAL MACHINERY NES	76	244	125
112 ALCOHOLIC BEVERAGES	2 176	317	177	781 PASS MOTOR VEH EXC BUSES	772	2 175	1 208
665 GLASSWARE	33	79	41	782 LORRIES,SPCL MTR VEH NES	2 279	444	272
666 POTTERY	24	450	247	784 MOTOR VEHCL PTS,ACC NES	653	1 848	1 028
667 PEARL,PREC-,SEMI-P STONE	*	*	*				
742 PUMPS FOR LIQUIDS ETC	6	125	69	792 AIRCRAFT	2	384	211
781 PASS MOTOR VEH EXC BUSES	76	430	234	821 FURNITURE	58	520	287
793 SHIPS AND BOATS	272 840	221 481	119 518	851 FOOTWEAR	40	198	108
821 FURNITURE	1 095	387	211	872 MEDICAL INSTRUMENTS NES	15	247	136
831 TRAVEL GOODS,HANDBAGS	2	86	49	874 MEASURNG,CONTROLNG INSTR	27	5 210	2 866
874 MEASURNG,CONTROLNG INSTR	1	57	32	882 PHOTO,CINEMA SUPPLIES	156	341	187
897 GOLD,SILVER WARE,JEWELRY		2 056	1 187	885 WATCHES AND CLOCKS	2	126	68
				893 ARTICLES OF PLASTIC NES	106	199	108
				897 GOLD,SILVER WARE,JEWELRY	867	481	481
JAMAICA				ST LUCIA			
IMPORTS	2 305 850	85 414	47 997	IMPORTS	260	630	357
057 FRUIT,NUTS,FRESH,DRIED	810	92	51	292 CRUDE VEG MATERIALS NES	32	58	34
075 SPICES	2 291	922	513	831 TRAVEL GOODS,HANDBAGS	40	54	30
112 ALCOHOLIC BEVERAGES	15 331	6 310	3 545	893 ARTICLES OF PLASTIC NES	141	382	215
287 BASE METAL ORES,CONC NES	2 286 302	75 786	42 602	EXPORTS	5 547	2 068	1 147
292 CRUDE VEG MATERIALS NES	481	198	109	022 MILK AND CREAM	718	83	46
712 STEAM ENGINES,TURBINES	4	65	37	112 ALCOHOLIC BEVERAGES	96	62	34
845 OUTERWEAR KNIT NONELASTC	324	1 329	750	591 PESTICIDES,DISINFECTANTS	129	210	117
				657 SPECIAL TEXTILE ETC PROD	144	445	243
EXPORTS	111 496	54 150	30 308	697 BASE MTL HOUSEHOLD EQUIP	24	58	32
022 MILK AND CREAM	37 001	9 390	5 467	699 OTHER METAL MANUFACTURES	53	86	50
048 CEREAL ETC PREPARATIONS	5 000	308	167	745 NONELEC MACHY,TOOLS NES	39	152	85
061 SUGAR AND HONEY	2 925	125	69	893 ARTICLES OF PLASTIC NES	38	76	42
081 FEEDING STUFF FOR ANIMLS	558	67	37	897 GOLD,SILVER WARE,JEWELRY	61	61	35
112 ALCOHOLIC BEVERAGES	1 430	562	322	ST VINCENT			
334 PETROLEUM PRODUCTS,REFIN	761	89	49	IMPORTS	334	542	304
335 RESIDUAL PETRLM PROD NES	2 259	234	130	075 SPICES	37	68	37
423 FIXED VEG OILS,SOFT	5 604	208	113	894 TOYS,SPORTING GOODS,ETC	203	425	241
431 PROCESO ANML VEG OIL,ETC	7 541	656	365	EXPORTS	149 849	5 600	3 138
512 ALCOHOLS,PHENOLS,ETC	1 387	273	151	022 MILK AND CREAM	724	76	41
513 ORGANIC ACIDS,ETC	1 062	230	129	061 SUGAR AND HONEY	8 680	276	159
522 INORG ELEMNTS,OXIDES,ETC	1 688	378	210	591 PESTICIDES,DISINFECTANTS	54	98	53
523 OTHR INORGANIC CHEMICALS	9 515	455	264	642 ARTICLES OF PAPER ETC	128	69	41
531 SYNT DYE,NAT INDGO,LAKES	89	188	103	665 GLASSWARE	2 068	359	195
532 DYES NES,TANNING PRODS	1 367	200	111	716 ROTATING ELECTRIC PLANT	82	288	176
533 PIGMENTS,PAINTS,ETC	235	265	148	725 PAPER ETC MILL MACHINERY	30	64	34
541 MEDICINAL ETC PRODUCTS	61	590	326	793 SHIPS AND BOATS	137 241	3 569	1 998
551 ESSENTL OIL,PERFUME,ETC	20	97	54	892 PRINTED MATTER	24	85	45
553 PERFUMERY,COSMETICS,ETC	67	72	41	893 ARTICLES OF PLASTIC NES	93	67	38
554 SOAPS,CLEANING ETC PREPS	339	136	76	BARBADOS			
582 PROD OF CONDENSATION ETC	1 021	279	153	IMPORTS	515	1 678	933
583 PROD OF POLYMERIZING ETC	2 598	610	344	112 ALCOHOLIC BEVERAGES	116	68	36
584 CELLULOSE DERIVATIVES ETC	103	78	43	292 CRUDE VEG MATERIALS NES	42	105	59
591 PESTICIDES,DISINFECTANTS	287	444	254	695 TOOLS	44	84	49
592 STARCH,INULIN,GLUTEN,ETC	636	183	103	726 PRINTG,BKBDNG MACHY,PTS	76	354	198
598 MISC CHEMICAL PRODS NES	747	394	220	778 ELECTRICAL MACHINERY NES	143	80	80
628 RUBBER ARTICLES NES	31	60	35	847 TXTL CLTHNG ACCESSRYS NES	134	706	391
641 PAPER AND PAPERBOARD	4 805	1 011	566	EXPORTS	21 370	16 739	9 382
642 ARTICLES OF PAPER ETC	225	130	76	024 CHEESE AND CURD	242	97	52
653 WOVN MAN-MADE FIB FABRIC	48	75	43	048 CEREAL ETC PREPARATIONS	230	98	52
657 SPECIAL TEXTILE ETC PROD	42	88	47	098 EDIBLE PRODCTS,PREPS NES	34	63	37
661 CEMENT ETC BUILDING PROD	1 918	70	40	112 ALCOHOLIC BEVERAGES	358	197	111
663 OTH NONMETAL MINERAL MFS	790	219	124	335 RESIDUAL PETRLM PROD NES	472	61	34
665 GLASSWARE	168	108	59	514 NITROGEN-FUNCTN COMPOUNDS	460	497	274
666 POTTERY	40	297	166				
672 IRON,STL PRIMARY FORMS	4 672	259	142				
678 IRON,STL TUBES,PIPES,ETC	231	395	215				
679 IRN,STL CASTINGS UNWORKE	490	106	57				
681 SILVER,PLATINUM,ETC	2	67	37				
683 NICKEL	49	73	43				
684 ALUMINIUM	866	686	391				
691 STRUCTURES AND PARTS NES	149	351	191				
692 METAL TANKS,BOXES,ETC	84	165	95				

7 IMPORTS AND EXPORTS (SPECIAL TRADE) BY COUNTRIES OF PRODUCTION AND CONSUMPTION AND BY GROUPS OF THE SITC-REV. II 1987

GROUP DESCRIPTION	DT * 100 KG	1 000 DM	1 000 \$	GROUP DESCRIPTION	DT * 100 KG	1 000 DM	1 000 \$
523 OTHR INORGANIC CHEMICALS	2 671	220	122	674 IRN, STL UNIV, PLATE, SHEET	34 844	2 813	1 600
533 PIGMENTS, PAINTS, ETC	332	390	224	678 IRON, STL TUBES, PIPES, ETC	152	171	97
541 MEDICINAL ETC PRODUCTS	206	471	264	682 COPPER EXC CEMENT COPPER	47	138	76
551 ESSENTL OIL, PERFUME, ETC	52	121	68	684 ALUMINIUM	496	194	116
553 PERFUMERY, COSMETICS, ETC	131	229	129	692 METAL TANKS, BOXES, ETC	43	83	46
554 SOAPS, CLEANING ETC PREPS	114	108	61	693 WIRE PRODUCTS NON ELECTR	432	256	144
562 PROD OF CONDENSATION ETC	93	60	33	694 STL, COPPR NAILS, NUTS, ETC	205	77	42
583 PROD OF POLYMERIZING ETC	2 361	547	301	695 TOOLS	64	297	171
591 PESTICIDES, DISINFECTANTS	212	315	176	699 OTHER METAL MANUFACTURES	574	1 193	678
592 STARCH, INULIN, GLUTEN, ETC	207	113	65	712 STEAM ENGINES, TURBINES	53	30	30
598 MISC CHEMICAL PRODS NES	697	248	142	713 INTRNL COMBUS PISTN ENGN	79	386	220
628 RUBBER ARTICLES NES	22	78	43	716 ROTATING ELECTRIC PLANT	50	209	115
641 PAPER AND PAPERBOARD	887	199	115	721 AGRIC MACHY, EXC TRACTORS	96	82	43
642 ARTICLES OF PAPER ETC	83	214	119	722 TRACTORS NON-ROAD	250	177	97
651 TEXTILE YARN AND THREAD	31	135	76	723 CIVIL ENGINEERG EQUIP ETC	17	76	41
657 SPECIAL TEXTILE ETC PROD	44	59	34	724 TEXTILE, LEATHER MACHNRY	12	119	69
662 CLAY, REFRACTORY BLDG PRO	204	57	34	725 PAPER ETC MILL MACHINERY	35	567	318
664 GLASS	974	197	110	726 PRINTG, BKBINDG MACHY, PTS	16	148	83
665 GLASSWARE	96	121	66	727 FOOD MACHRY NON-DCMESTIC	441	4 423	2 637
666 POTTERY	199	463	257	728 OTH MACHY FOR SPCL INDUS	383	4 404	2 529
674 IRN, STL UNIV, PLATE, SHEET	699	62	35	736 MACHINE TOOLS FOR METAL	340	885	489
692 METAL TANKS, BOXES, ETC	384	207	115	737 METALWORKING MACHNRY NES	199	1 366	757
694 STL, COPPR NAILS, NUTS, ETC	41	54	30	741 HEATING, COOLING EQUIPMNT	83	495	296
695 TOOLS	47	99	58	742 PUMPS FOR LIQUIDS ETC	38	544	311
697 BASE MTL HOUSEHOLD EQUIP	66	51	31	743 PUMPS NES, CENTRIFUGES ETC	91	308	175
699 OTHER METAL MANUFACTURES	2 776	1 314	749	744 MECHANICAL HANDLING EQU	148	395	217
713 INTRNL COMBUS PISTN ENGN	6	106	60	745 NONELEC MACHY, TOOLS NES	186	1 031	567
716 ROTATING ELECTRIC PLANT	3	56	31	749 NONELEC MACH PTS, ACC NES	167	1 579	878
723 CIVIL ENGINEERG EQUIP ETC	29	72	40	752 AUTOMATIC DATA PROC EQUIP	12	290	159
725 PAPER ETC MILL MACHINERY	14	79	44	772 SWITCHGEAR ETC & PTS NES	4	128	70
726 PRINTG, BKBINDG MACHY, PTS	403	2 087	1 159	773 ELECTR DISTRIBUTING MACH	361	130	78
727 FOOD MACHRY NON-DCMESTIC	4	56	31	774 ELECTRO-MEDCL, XRAY EQUIP	3	74	40
728 OTH MACHY FOR SPCL INDUS	23	369	217	778 ELECTRICAL MACHINERY NES	1 026	388	229
736 MACHINE TOOLS FOR METAL	13	124	70	781 PASS MOTOR VEH EXC BUSES	95	315	173
741 HEATING, COOLING EQUIPMNT	104	341	184	784 MOTOR VEHCL PTS, ACC NES	125	361	204
744 MECHANICAL HANDLING EQU	32	65	38	786 VEH NES NONMOTR, TRAILERS	87	171	95
749 NONELEC MACH PTS, ACC NES	44	157	84	793 SHIPS AND BOATS	28 560	54 560	30 276
752 AUTOMATIC DATA PROC EQUIP	3	63	35	851 FOOTWEAR	48	188	108
781 PASS MOTOR VEH EXC BUSES	360	1 448	819	871 OPTICAL INSTRUMENTS	53	53	31
784 MOTOR VEHCL PTS, ACC NES	240	922	525	872 MEDICAL INSTRUMENTS NES	27	85	50
785 MOTOR & OTHER CYCLES ETC	71	87	48	874 MEASURNG, CONTROLNG INSTR	23	687	389
848 HEADGEAR, NONXTL CLOTHNG	34	69	38	882 PHOTO, CINEMA SUPPLIES	130	271	152
851 FOOTWEAR	13	69	40	884 OPTICAL GOODS NES	71	71	42
872 MEDICAL INSTRUMENTS NES	31	189	105	893 ARTICLES OF PLASTIC NES	1 247	2 082	1 168
874 MEASURNG, CONTROLNG INSTR	3	69	42	895 OFFICE SUPPLIES NES	98	291	160
882 PHOTO, CINEMA SUPPLIES	64	186	104	897 GOLD, SILVER WARE, JEWELRY	63	63	36
885 WATCHES AND CLOCKS	13	258	146	899 OTHER MANUFACTURED GOODS	30	101	59
893 ARTICLES OF PLASTIC NES	230	291	162				
897 GOLD, SILVER WARE, JEWELRY		928	516				
898 MUSICAL INSTRUMENTS, PTS	15	96	55				
TRINIDAD TOB				IMPORTS	7 278	9 453	5 306
IMPORTS	872 889	29 216	16 170	075 SPICES	7 228	9 422	5 286
				EXPORTS	3 874	1 522	839
034 FISH FRESH, CHILLED, FROZN	248	166	91				
061 SUGAR AND HONEY	9 010	155	85	022 MILK AND CREAM	2 156	515	285
072 COCOA	169	95	53	591 PESTICIDES, DISINFECTANTS	135	203	114
278 OTHER CRUDE MINERALS	109 406	4 714	2 611	666 POTTERY	25	70	37
334 PETROLEUM PRODUCTS, REFIN	266 650	5 259	2 874	893 ARTICLES OF PLASTIC NES	311	124	77
512 ALCOHOLS, PHENOLS, ETC	99 173	2 021	1 112	897 GOLD, SILVER WARE, JEWELRY	86	86	49
562 FERTILIZERS MANUFACTURED	53 301	1 116	604				
673 IRON AND STEEL SHAPES	333 910	15 392	8 572	ARUBA			
899 OTHER MANUFACTURED GOODS		86	47	IMPORTS	25 972	585	315
EXPORTS	233 595	105 796	59 246	335 RESIDUAL PETRLM PROD NES	25 971	548	295
022 MILK AND CREAM	37 162	4 784	2 695	EXPORTS	2 781	5 727	3 185
048 CEREAL ETC PREPARATIONS	9 049	494	278				
054 VEG ETC FRSH, SMPLY PRSVD	36	61	37	335 RESIDUAL PETRLM PROD NES	473	88	47
098 EDIBLE PRODUCTS, PREPS NES	188	132	74	551 ESSENTL OIL, PERFUME, ETC	26	69	38
112 ALCOHOLIC BEVERAGES	403	176	95	553 PERFUMERY, COSMETICS, ETC	41	110	66
278 OTHER CRUDE MINERALS	8 128	306	169	651 TEXTILE YARN AND THREAD	17	58	31
335 RESIDUAL PETRLM PROD NES	856	123	66	664 GLASS	552	73	40
431 PROCESD ANML VEG OIL, ETC	2 017	664	368	666 POTTERY	33	280	163
511 HYDROCARBONS NES, DERIVS	223	81	44	684 ALUMINIUM	113	162	93
522 INORG ELEMNTS, OXIDES, ETC	180	89	52	695 TOOLS	27	52	30
523 OTHR INORGANIC CHEMICALS	10 569	669	371	699 OTHER METAL MANUFACTURES	27	127	72
524 RADIOACTIVE ETC MATERIAL		99	55	713 INTRNL COMBUS PISTN ENGN	5	66	36
531 SYNT DYE, NAT INDOGO, LAKES	28	94	52	723 CIVIL ENGINEERG EQUIP ETC	445	830	455
533 PIGMENTS, PAINTS, ETC	87	97	54	749 NONELEC MACH PTS, ACC NES	24	91	49
541 MEDICINAL ETC PRODUCTS	235	767	426	781 PASS MOTOR VEH EXC BUSES	315	1 253	698
551 ESSENTL OIL, PERFUME, ETC	28	152	84	843 WOMENS OUTERWEAR NONKNIT	4	63	32
553 PERFUMERY, COSMETICS, ETC	316	298	163	851 FOOTWEAR	21	88	49
554 SOAPS, CLEANING ETC PREPS	266	154	85	884 OPTICAL GOODS NES	65	65	36
562 FERTILIZERS MANUFACTURED	8 200	278	156	894 TOYS, SPORTING GOODS, ETC	33	455	250
582 PROD OF CONDENSATION ETC	36	60	31	897 GOLD, SILVER WARE, JEWELRY	1	1 136	639
583 PROD OF POLYMERIZING ETC	8 630	2 670	1 505				
591 PESTICIDES, DISINFECTANTS	439	563	314	NETH ANTILL			
592 STARCH, INULIN, GLUTEN, ETC	86	73	40	IMPORTS	12 835	7 947	4 416
598 MISC CHEMICAL PRODS NES	1 802	541	300				
628 RUBBER ARTICLES NES	92	405	236	034 FISH FRESH, CHILLED, FROZN	483	276	154
641 PAPER AND PAPERBOARD	771	293	166	112 ALCOHOLIC BEVERAGES	9 024	1 384	773
642 ARTICLES OF PAPER ETC	232	310	174	334 PETROLEUM PRODUCTS, REFIN	1 154	90	51
651 TEXTILE YARN AND THREAD	155	715	398	516 OTHER ORGANIC CHEMICALS	100	2 779	1 539
652 COTTON FABRICS, WOVEN	70	101	57	651 TEXTILE YARN AND THREAD	71	62	33
653 WOVN MAN-MADE FIB FABRIC	12	68	41	692 METAL TANKS, BOXES, ETC	103	99	55
657 SPECIAL TEXTILE ETC PROD	122	206	115	716 ROTATING ELECTRIC PLANT	2	106	58
661 CEMENT ETC BUILDING PROD	19 473	510	290	749 NONELEC MACH PTS, ACC NES	20	100	54
662 CLAY, REFRACTORY BLDG PRO	14 248	1 536	863	778 ELECTRICAL MACHINERY NES	52	78	43
663 OTH NONMETAL MINERAL MFS	8 244	1 777	1 015	874 MEASURNG, CONTROLNG INSTR	52	2 178	1 216
664 GLASS	4 721	684	378	897 GOLD, SILVER WARE, JEWELRY	57	57	31
665 GLASSWARE	6 781	885	491	971 GOLD, NON MONETARY NES	464	464	256
672 IRON, STL PRIMARY FORMS	10 535	522	286				
673 IRON AND STEEL SHAPES	5 888	243	131				

7 IMPORTS AND EXPORTS (SPECIAL TRADE) BY COUNTRIES OF PRODUCTION AND CONSUMPTION AND BY GROUPS OF THE SITC-REV. II 1987

GROUP DESCRIPTION	DT * 100 KG	1 000 DM	1 000 \$	GROUP DESCRIPTION	DT * 100 KG	1 000 DM	1 000 \$
EXPORTS	393 734	85 228	46 865	611 LEATHER	1 412	2 583	1 422
011 MEAT FRESH, CHILLD, FROZEN	329	56	32	612 LEATHER ETC MANUFACTURES	1 734	6 371	3 522
022 MILK AND CREAM	3 467	543	297	625 RUBBER TYRES, TUBES	305	159	95
061 SUGAR AND HONEY	14 345	522	294	634 VENEERS PLYWOOD, ETC	1 200	312	184
111 NON-ALCOHL BEVERAGES NES	2 867	443	251	641 PAPER AND PAPERBOARD	13 700	2 116	1 167
112 ALCOHOLIC BEVERAGES	1 526	337	184	651 TEXTILE YARN AND THREAD	13 024	7 507	4 148
276 OTHER CRUDE MINERALS	3 994	198	112	652 COTTON FABRICS, WOVEN	2 853	1 901	1 048
335 RESIDUAL PETRLM PROD NES	829	94	51	658 TEXTILE ARTICLES NES	661	699	390
512 ALCOHOLS, PHENOLS, ETC	866	351	196	667 PEARL, PREC., SEMI-P STONE	*	*	*
514 NITROGEN-FUNCTN COMPOUNDS	300	130	70	671 PIG IRON ETC	51 363	17 155	9 524
522 INORG ELEMNTS, OXIDES, ETC	20 925	476	282	681 SILVER, PLATINUM, ETC	*	181	100
533 PIGMENTS, PAINTS, ETC	82	122	68	684 ALUMINIUM	248	72	44
541 MEDICINAL ETC PRODUCTS	118	1 018	572	714 ENGINES & MOTORS NES	94	1 141	629
553 PERFUMERY, COSMETICS, ETC	243	522	289	749 NONELEC MACH PTS, ACC NES	10	126	71
582 PROD OF CONDENSATION ETC	23	78	43	831 TRAVEL GOODS, HANDBAGS	115	592	333
583 PROD OF POLYMERIZING ETC	144	81	43	842 MENS OUTERWEAR NOT KNIT	647	2 091	1 149
598 MISC CHEMICAL PRODS NES	890	429	241	843 WOMENS OUTERWEAR NONKNIT	1 137	4 181	2 332
625 RUBBER TYRES, TUBES	232	128	70	846 UNDERWEAR KNITTED	26	100	55
635 WOOD MANUFACTURES NES	130	162	91	847 TXLT CLTHNG ACCESSRYS NES	29	55	30
641 PAPER AND PAPERBOARD	1 824	480	268	848 HEADGEAR, NONTXLT CLOTHNG	5	82	46
642 ARTICLES OF PAPER ETC	565	270	156	874 MEASURING, CONTROLLNG INSTR	13	55	32
651 TEXTILE YARN AND THREAD	18	66	39	892 PRINTED MATTER	577	643	354
659 FLOOR COVERINGS ETC	51	69	38	897 GOLD, SILVER WARE, JEWELRY		186	103
661 CEMENT ETC BUILDING PROD	7 228	113	65	EXPORTS	851 977	606 552	338 069
662 CLAY, REFRACTORY BLDG PRD	670	103	58	001 LIVE ANIMALS	1 902	1 056	598
664 GLASS	1 208	186	106	022 MILK AND CREAM	7 500	1 839	1 068
665 GLASSWARE	159	150	87	048 CEREAL ETC PREPARATIONS	3 436	534	296
666 POTTERY	113	726	403	061 SUGAR AND HONEY	2 476	295	160
667 PEARL, PREC., SEMI-P STONE	*	*	*	081 FEEDING STUFF FOR ANIMLS	2 165	939	533
673 IRON AND STEEL SHAPES	6 724	603	358	098 EDIBLE PRODCTS, PREPS NES	1 158	479	271
678 IRON, STL TUBES, PIPES, ETC	13 673	3 117	1 731	112 ALCOHOLIC BEVERAGES	932	457	267
682 COPPER EXC CEMENT COPPER	139	79	43	233 RUBBER, SYNTHETIC, RECLAIMD	8 938	2 807	1 572
691 STRUCTURES AND PARTS NES	148	169	99	251 PULP AND WASTE PAPER	514	103	57
692 METAL TANKS, BOXES, ETC	375	246	136	266 SYNTHETIC FIBRE TO SPIN	19 121	5 778	2 897
693 WIRE PRODUCTS NON ELECTR	459	253	143	278 OTHER CRUDE MINERALS	2 622	225	123
694 STL, COPPR NAILS, NUTS, ETC	596	258	282	287 BASE METAL ORES, CONC NES	1 989	247	137
695 TOOLS	249	510	54	291 CRUDE ANIMAL MTRIALS NES	34	485	277
696 CUTLERY	12	93	54	292 CRUDE VEG MATERIALS NES	743	2 469	1 393
697 BASE MTL HOUSEHOLD EQUIP	361	235	125	334 PETROLEUM PRODUCTS, REFIN	3 482	1 649	912
699 OTHER METAL MANUFACTURES	395	609	340	335 RESIDUAL PETRLM PROD NES	31 177	2 957	1 622
712 STEAM ENGINES, TURBINES	31	437	506	411 ANIMAL OILS AND FATS	409	123	67
713 INTRNL COMBUS PISTN ENGN	137	916	1 498	431 PROCESD ANML VEG OIL, ETC	2 590	398	220
716 ROTATING ELECTRIC PLANT	608	2 780	256	511 HYDROCARBONS NES, DERIVS	6 992	1 761	962
723 CIVIL ENGINEERG EQUIP ETC	255	465	124	512 ALCOHOLS, PHENOLS, ETC	21 411	3 754	2 102
727 FOOD MACHRY NON-DOMESTIC	54	222	838	513 ORGANIC ACIDS, ETC	47 202	13 345	7 457
728 OTH MACHRY FOR SPCL INDUS	279	1 444	73	514 NITROGEN-FUNCTN COMPOUNDS	19 922	14 120	7 753
736 MACHINE TOOLS FOR METAL	46	125	667	515 ORG-INORG COMPOUNDS ETC	7 595	19 595	10 861
741 HEATING, COOLING EQUIPMNT	207	1 223	153	516 OTHER ORGANIC CHEMICALS	43 686	9 730	5 390
742 PUMPS FOR LIQUIDS ETC	24	277	140	522 INORG ELEMNTS, OXIDES, ETC	80 864	8 367	4 642
743 PUMPS, NES, CENTRIFUGES ETC	27	249	194	523 OTHR INORGANIC CHEMICALS	17 820	3 654	2 013
744 MECHANICAL HANDLING EQU	137	346	360	531 SYNT DYE, NAT INDGO, LAKES	7 226	19 133	10 467
745 NONELEC MACHY, TOOLS NES	117	653	352	532 DYES NES, TANNING PRODS	1 559	427	239
749 NONELEC MACH PTS, ACC NES	98	628	40	533 PIGMENTS, PAINTS, ETC	7 717	4 964	2 784
751 OFFICE MACHINES	19	70	536	541 MEDICINAL ETC PRODUCTS	2 476	21 766	12 060
764 TELECOM EQPT, PTS, ACC NES	50	940	116	551 ESSENTIL OIL, PERFUME, ETC	364	1 870	871
771 ELECTRIC POWER MACHY NES	174	203	490	553 PERFUMERY, COSMETICS, ETC	110	800	435
772 SWITCHGEAR ETC & PTS NES	185	871	562	564 SOAPS, CLEANING ETC PREPS	8 072	3 182	1 775
773 ELECTR DISTRIBUTING MACH	1 942	983	60	565 FERTILIZERS MANUFACTURED	2 421	433	257
774 ELECTRO-MEDCL, XRAY EQUIP	15	102	94	582 PROD OF CONDENSATION ETC	13 749	8 982	5 009
778 ELECTRICAL MACHINERY NES	39	170	609	583 PROD OF POLYMERIZING ETC	48 492	12 979	7 201
781 PASS MOTOR VEH EXC BUSES	220	1 088	111	584 CELLULOSE DERIVATIVES ETC	1 455	2 373	1 321
784 MOTOR VEHCL PTS, ACC NES	48	197	6 301	585 PLASTIC MATERIALS NES	194	705	398
786 VEH NES NONMOTR, TRAILERS	13 547	11 487	18 225	591 PESTICIDES, DISINFECTANTS	6 472	13 608	7 689
793 SHIPS AND BOATS	283 480	33 818	212	592 STARCH, INULIN, GLUTEN, ETC	758	745	412
812 PLUMBNG, HEATNG, LGHTNG EQU	161	381	540	598 MISC CHEMICAL PRODS NES	27 435	11 617	6 478
821 FURNITURE	1 654	934	108	605 INDUSTRIAL PLANT, CHAP 73	8	217	120
831 TRAVEL GOODS, HANDBAGS	36	192	121	612 LEATHER ETC MANUFACTURES	51	120	67
842 MENS OUTERWEAR NOT KNIT	16	212	56	621 MATERIALS OF RUBBER	374	464	259
843 WOMENS OUTERWEAR NONKNIT	3	113	36	625 RUBBER TYRES, TUBES	147	125	70
844 UNDERWEAR NOT KNIT	6	65	39	628 RUBBER ARTICLES NES	930	2 671	1 475
851 FOOTWEAR	15	73	91	635 WOOD MANUFACTURES NES	61	145	81
872 MEDICAL INSTRUMENTS NES	8	167	543	641 PAPER AND PAPERBOARD	3 203	1 598	900
874 MEASURING, CONTROLLNG INSTR	18	975	222	642 ARTICLES OF PAPER ETC	282	395	217
884 OPTICAL GOODS NES		402	134	651 TEXTILE YARN AND THREAD	980	1 019	570
885 WATCHES AND CLOCKS	10	230	64	653 WOVN MAN-MADE FIB FABRIC	134	680	379
892 PRINTED MATTER	42	115	413	655 KNIT ETC FABRICS	75	361	204
893 ARTICLES OF PLASTIC NES	578	737	151	657 SPECIAL TEXTILE ETC PROD	343	1 400	787
894 TOYS, SPORTING GOODS, ETC	110	270	92	658 TEXTILE ARTICLES NES	100	216	121
895 OFFICE SUPPLIES NES	23	172	2 312	662 CLAY, REFRACTORY BLDG PRD	9 179	1 673	951
897 GOLD, SILVER WARE, JEWELRY	6	4 081	47	663 OTH NONMETAL MINERAL MFS	1 877	1 620	910
898 MUSICAL INSTRUMENTS, PTS	17	81	93	664 GLASS	2 687	986	543
899 OTHER MANUFACTURED GOODS	81	172	665 GLASSWARE	423	781	442	
			666 POTTERY	15	109	61	
			667 PEARL, PREC., SEMI-P STONE	*	*	*	
			671 PIG IRON ETC	2 775	352	194	
			673 IRON AND STEEL SHAPES	8 819	1 466	836	
			674 IRN, STL UNIV. PLATE, SHEET	240 718	16 346	9 126	
			675 IRON, STEEL HOOP, STRIP	3 407	1 042	578	
			676 RAILWAY RAILS ETC IRN, STL	1 216	274	150	
			677 IRN, STL WIRE EXCL W ROD	1 131	618	346	
			678 IRON, STL TUBES, PIPES, ETC	6 039	1 610	901	
			681 SILVER, PLATINUM, ETC		400	227	
			682 COPPER EXC CEMENT COPPER	1 380	896	502	
			683 NICKEL	58	277	153	
			684 ALUMINIUM	509	533	303	
			691 STRUCTURES AND PARTS NES	456	420	235	
			692 METAL TANKS, BOXES, ETC	228	110	61	
			693 WIRE PRODUCTS NON ELECTR	44	301	170	
			694 STL, COPPR NAILS, NUTS, ETC	512	531	296	
			695 TOOLS	1 984	4 576	2 562	
			696 CUTLERY	32	236	135	
			697 BASE MTL HOUSEHOLD EQUIP	18	82	48	
			699 OTHER METAL MANUFACTURES	3 429	3 231	1 781	
COLOMBIA							
IMPORTS	3 848 183	1 440 835	800 832				
034 FISH FRESH, CHILLED, FROZN	73	1 391	780				
057 FRUIT, NUTS, FRESH, DRIED	1 170 432	126 544	70 614				
058 FRUIT PRESERVED, PREPARED	15 629	5 248	2 951				
061 SUGAR AND HONEY	1 055	368	207				
071 COFFEE AND SUBSTITUTES	2 341 986	1 212 225	673 254				
072 COCOA	8 585	3 538	2 001				
121 TOBACCO UNMNFCTRD, REFUSE	5 108	6 314	3 490				
222 SEEDS FOR SOFT/FIXED OIL	1 256	229	126				
263 COTTON	35 581	9 621	5 374				
288 NONFERR METAL SCRAP NES	370	62	34				
289 PREC METAL ORE, WASTE NES		555	309				
291 CRUDE ANIMAL MTRIALS NES	266	122	67				
292 CRUDE VEG MATERIALS NES	19 343	19 130	10 834				
322 COAL, LIGNITE, PEAT	153 668	1 089	613				
582 PROD OF CONDENSATION ETC	1 064	355	201				
592 STARCH, INULIN, GLUTEN, ETC	3 182	2 263	1 246				
598 MISC CHEMICAL PRODS NES	38	268	150				

7 IMPORTS AND EXPORTS (SPECIAL TRADE) BY COUNTRIES OF PRODUCTION AND CONSUMPTION AND BY GROUPS OF THE SITC-REV. II 1987

GROUP DESCRIPTION	DT * 100 KG	1 000 DM	1 000 \$	GROUP DESCRIPTION	DT * 100 KG	1 000 DM	1 000 \$
703 INDUSTRIAL PLANT,CHAP 85	3 765	16 728	9 283	037 FISH ETC PREPD PRSVD NES	11	73	41
711 STEAM BOILERS & AUX PLNT	90	149	82	048 CEREAL ETC PREPARATIONS	249 818	8 492	4 729
712 STEAM ENGINES, TURBINES	45	3 518	1 969	054 VEG ETC FRSH, SPLY PRSVD	7 381	1 591	892
713 INTRNL COMBUS PISTN ENGN	580	3 126	1 758	057 FRUIT, NUTS, FRESH, DRIED	294	187	104
714 ENGINES & MOTORS NES	10	2 155	1 204	061 SUGAR AND HONEY	2 861	392	218
716 ROTATING ELECTRIC PLANT	1 311	3 232	1 789	075 SPICES	70	53	30
718 OTH POWER GENERATG MACHY	222	2 216	1 205	081 FEEDING STUFF FOR ANMLS	2 495	1 238	704
721 AGRIC MACHY, EXC TRACTORS	1 550	1 607	908	098 EDIBLE PRODUCTS, PREPS NES	904	1 775	979
722 TRACTORS NON-ROAD	4 068	2 815	1 553	112 ALCOHOLIC BEVERAGES	929	534	302
723 CIVIL ENGINEERG EQUIP ETC	6 328	16 807	10 415	122 TOBACCO MFRS	81	81	43
724 TEXTILE, LEATHER MACHNRY	15 776	50 180	28 117	233 RUBBER, SYNTHETIC, RECLAIMD	23 116	6 819	3 809
725 PAPER ETC MILL MACHINERY	1 496	5 493	3 053	245 FUEL WOOD NES, CHARCOAL	204	108	60
726 PRINTG, BKBINDG MACHY, PTS	3 142	12 336	6 792	251 PULP AND WASTE PAPER	2 041	365	204
727 FOOD MACHY NON-DOMESTIC	425	1 644	918	263 COTTON	4 617	1 212	674
728 OTH MACHY FOR SPLCL INDUS	7 236	26 086	14 627	266 SYNTHETIC FIBRE TO SPIN	10 347	3 887	2 188
736 MACHINE TOOLS FOR METAL	1 260	3 977	2 197	267 OTHER MAN-MADE FIBRES	193	68	41
737 METALWORKING MACHNRY NES	585	1 101	628	273 STONE, SAND AND GRAVEL	4 202	200	112
741 HEATING, COOLING EQUIPMNT	2 166	7 225	3 972	278 OTHER CRUDE MINERALS	48 390	2 070	1 144
742 PUMPS FOR LIQUIDS ETC	1 173	3 767	2 091	287 BASE METAL ORES, CONC NES	13 601	1 065	597
743 PUMPS NES, CENTRIFUGES ETC	517	3 540	1 990	291 CRUDE ANIMAL MTRIALS NES	13	89	49
744 MECHANICAL HANDLING EQU	7 730	20 984	11 590	292 CRUDE VEG MATERIALS NES	3 023	8 115	4 479
745 NONELEC MACHY, TOOLS NES	4 621	19 999	11 083	334 PETROLEUM PRODUCTS, REFIN	7 241	2 952	1 648
749 NONELEC MACH PTS, ACC NES	2 785	9 844	5 432	335 RESIDUAL PETRLM PROD NES	53 305	2 987	1 753
751 OFFICE MACHINES	111	806	463	411 ANIMAL OILS AND FATS	8	125	68
752 AUTOMTIC DATA PROC EQUIP	122	2 663	1 525	424 FIXED VEG OIL NONSOFT	6 936	656	364
759 OFFICE & ADP MCH PTS, ACC	20	298	164	511 PROCESD ANMC VEG OIL, ETC	5 218	749	412
763 SOUND RECORDRS, PHONOGRPH	1	63	35	512 HYDROCARBONS NES, DERIVS	6 790	2 724	1 514
764 TELECOM EQPT, PTS, ACC NES	1 933	30 279	17 295	513 ALCOHOLS, PHENOLS, ETC	15 365	5 667	3 151
771 ELECTRIC POWER MACHY NES	329	2 294	1 328	513 ORGANIC ACIDS, ETC	21 672	6 551	3 639
772 SWITCHGEAR ETC & PTS NES	1 107	8 395	4 671	514 NITROGEN-FUNCTN COMPOUNDS	27 556	20 568	11 562
773 ELECTR DISTRIBUTING MACH	62	179	96	515 ORG-INORG COMPOUNDS ETC	9 506	29 966	16 511
774 ELECTRO-MEDCL, XRAY EQUIP	469	10 419	5 912	516 OTHER ORGANIC CHEMICALS	16 637	5 847	3 290
775 HOUSEHOLD TYPE EQUIP NES	74	94	55	522 INORG ELEMNTS, OXIDES, ETC	55 695	11 631	6 515
776 TRANSISTORS, VALVES, ETC	1	1 336	736	523 OTHR INORGANIC CHEMICALS	82 473	10 899	6 080
778 ELECTRICAL MACHINERY NES	2 100	8 891	4 946	524 RADIOACTIVE ETC MATERIAL	44	132	76
781 PASS MOTOR VEH EXC BUSES	3 573	12 134	6 777	531 SYNT DYE, NAT INDGO, LAKES	8 093	26 345	14 778
782 LORRIES, SPLCL MTR VEH NES	671	1 044	571	532 DYES NES, TANNING PRODS	41 326	7 515	4 211
784 MOTOR VEHCL PTS, ACC NES	2 891	8 099	4 523	533 PIGMENTS, PAINTS, ETC	34 947	15 009	8 342
786 VEH NES NONMOTR, TRAILERS	13	123	67	541 MEDICINAL ETC PRODUCTS	4 202	27 929	15 433
791 RAILWAY VEHICLES	1 443	4 321	2 360	551 ESSENTL OIL, PERFUME, ETC	4 842	14 607	8 150
793 SHIPS AND BOATS	2 502	567	306	553 PERFUMERY, COSMETICS, ETC	235	253	142
801 INDUSTRIAL PLANT, CHAP 90	225	1 563	863	554 SOAPS, CLEANING ETC PREPS	8 899	3 039	1 690
812 PLUMBG, HEATING, LGHTNG EQU	112	398	221	562 FERTILIZERS MANUFACTURED	789	432	243
821 FURNITURE	50	203	114	582 PROD OF CONDENSATION ETC	17 506	15 542	8 691
847 TKTL CLTHNG ACCESRY NES	84	84	48	583 PROD OF POLYMERIZING ETC	27 395	10 066	5 695
851 FOOTWEAR	41	221	120	584 CELLULOSE DERIVATIVES ETC	5 152	3 710	2 059
871 OPTICAL INSTRUMENTS	27	1 352	747	585 PLASTIC MATERIALS NES	366	580	323
872 MEDICAL INSTRUMENTS NES	186	4 598	2 554	591 PESTICIDES, DISINFECTANTS	11 084	10 854	5 994
873 METERS & COUNTERS NES	307	2 527	1 400	592 STARCH, INULIN, GLUTEN, ETC	2 791	2 551	1 431
874 MEASURNG, CONTROLLNG INSTR	534	9 590	5 327	598 MISC CHEMICAL PRODS NES	58 389	25 087	14 084
881 PHOTO APPAR & EQUIPT NES	130	2 082	1 151	611 LEATHER	22	181	99
882 PHOTO, CINEMA SUPPLIES	3 424	6 893	3 805	612 LEATHER ETC MANUFACTURES	13	109	62
884 OPTICAL GOODS NES	3	354	195	621 MATERIALS OF RUBBER	491	1 014	574
885 WATCHES AND CLOCKS	107	769	432	625 RUBBER TYRES, TUBES	1 297	1 262	696
892 PRINTED MATTER	978	1 527	841	628 RUBBER ARTICLES NES	4 092	7 225	4 138
893 ARTICLES OF PLASTIC NES	493	882	491	634 VENEERS, PLYWOOD, ETC	395	61	33
894 TOYS, SPORTING GOODS, ETC	57	273	149	635 WOOD MANUFACTURES NES	7	74	42
895 OFFICE SUPPLIES NES	92	1 210	665	641 PAPER AND PAPERBOARD	18 251	8 121	4 573
896 WORKS OF ART ETC	88	88	47	642 ARTICLES OF PAPER ETC	496	666	383
897 GOLD, SILVER WARE, JEWELRY	1	3 058	1 711	651 TEXTILE YARN AND THREAD	2 553	2 622	1 456
898 MUSICAL INSTRUMENTS, PTS	96	493	272	652 COTTON FABRICS, WOVEN	106	490	284
899 OTHER MANUFACTURED GOODS	36	483	266	653 MOVN MAN-MADE FIB FABRIC	122	587	329
951 WAR FIREARMS, AMMUNITION	13	612	340	655 KNIT ETC FABRICS	28	120	68
VENEZUELA				656 LACE, RIBBONS, TULLE, ETC	10	260	146
IMPORTS	55 454 338	1 148 959	641 770	657 SPECIAL TEXTILE ETC PROD	1 807	4 343	2 440
054 VEG ETC FRSH, SPLY PRSVD	693	115	66	658 TEXTILE ARTICLES NES	14	242	134
057 FRUIT, NUTS, FRESH, DRIED	4 514	1 764	976	662 CLAY, REFRACTORY BLDG PRD	5 057	2 370	1 414
058 FRUIT PRESERVED, PREPARED	15 605	4 073	2 255	663 OTH NONMETAL MINERAL MFS	3 092	3 326	1 868
071 COFFEE AND SUBSTITUTES	5 437	3 623	1 975	664 GLASS	1 166	1 661	943
072 COCOA	1 545	750	427	665 GLASSWARE	484	934	513
263 COTTON	3 884	208	125	666 POTTERY	122	409	231
281 IRON ORE, CONCENTRATES	9 249 863	32 927	18 507	671 PEARL, PREC., SEMI-P STONE	-	-	-
289 PREC METAL ORE, WASTE NES	44	376	208	672 PIG IRON ETC	10 517	10 035	5 639
291 CRUDE ANIMAL MTRIALS NES	1 059	90	49	673 IRON, STL PRIMARY FORMS	352 972	17 519	10 359
292 CRUDE VEG MATERIALS NES	174	203	113	674 IRON AND STEEL SHAPES	83 270	9 811	5 446
333 CRUDE PETROLEUM	45 489 982	1 037 041	579 061	674 IRN, STL UNIV, PLATE, SHEET	143 452	14 853	8 460
334 PETROLEUM PRODUCTS, REFIN	985	79	44	675 IRON, STEEL HOOP, STRIP	11 973	2 590	1 448
511 HYDROCARBONS NES, DERIVS	60 356	3 845	2 098	676 RAILWAY RAILS ETC IRN, STL	507	108	58
562 FERTILIZERS MANUFACTURED	157 394	3 251	1 820	677 IRN, STL WIRE EXCL W ROD	1 453	884	492
611 LEATHER	1	114	63	678 IRON, STL TUBES, PIPES, ETC	159 654	24 269	13 427
651 TEXTILE YARN AND THREAD	449	668	370	679 IRN, STL CASTINGS UNWORKE	5 538	2 581	1 412
671 PIG IRON ETC	66 513	7 577	4 154	681 SILVER, PLATINUM, ETC	176	176	99
672 IRON, STL PRIMARY FORMS	64 064	4 248	2 492	682 COPPER EXC CEMENT COPPER	9 379	5 059	2 874
673 IRON AND STEEL SHAPES	49 309	2 001	1 190	683 NICKEL	687	1 362	756
674 IRN, STL UNIV, PLATE, SHEET	130 487	10 013	5 714	684 ALUMINIUM	95 044	44 366	24 922
678 IRON, STL TUBES, PIPES, ETC	47 215	3 328	1 939	686 ZINC	1 966	556	305
682 COPPER EXC CEMENT COPPER	1 242	367	198	691 STRUCTURES AND PARTS NES	139	576	314
684 ALUMINIUM	99 027	25 816	14 305	692 METAL TANKS, BOXES, ETC	173	378	212
695 TOOLS	120	755	412	693 WIRE PRODUCTS NON ELECTR	772	789	440
728 OTH MACHY FOR SPLCL INDUS	25	149	83	694 STL, COPPR NAILS, NUTS, ETC	784	1 602	884
743 PUMPS NES, CENTRIFUGES ETC	38	79	43	695 TOOLS	3 328	9 007	5 062
749 NONELEC MACH PTS, ACC NES	26	136	74	696 CUTLERY	396	1 130	652
781 PASS MOTOR VEH EXC BUSES	112	113	61	697 BASE MTL HOUSEHOLD EQUIP	48	148	90
784 MOTOR VEHCL PTS, ACC NES	232	69	37	699 OTHER METAL MANUFACTURES	7 150	8 765	4 935
882 PHOTO, CINEMA SUPPLIES	47	287	176	700 INDUSTRIAL PLANT, CHAP 85	2 369	6 945	3 893
892 PRINTED MATTER	583	183	103	703 INDUSTRIAL PLANT, CHAP 85	7	82	43
941 ZOO ANIMALS, PETS	2	56	34	711 STEAM BOILERS & AUX PLNT	15 969	49 424	27 350
EXPORTS	2 083 746	1 240 680	694 081	712 STEAM ENGINES, TURBINES	87	1 321	742
001 LIVE ANIMALS	13	162	89	713 INTRNL COMBUS PISTN ENGN	18 215	32 646	18 052
024 CHEESE AND CURD	245	192	111	714 ENGINES & MOTORS NES	7	65	35
				716 ROTATING ELECTRIC PLANT	5 436	9 508	5 280
				718 OTH POWER GENERATG MACHY	439	2 048	1 146
				721 AGRIC MACHY, EXC TRACTORS	249	822	460
				722 TRACTORS NON-ROAD	23 058	16 726	9 185
				723 CIVIL ENGINEERG EQUIP ETC	10 039	6 274	3 499

7 IMPORTS AND EXPORTS (SPECIAL TRADE) BY COUNTRIES OF PRODUCTION AND CONSUMPTION AND BY GROUPS OF THE SITC-REV. 11 1987

GROUP DESCRIPTION	DT = 100 KG	1 000 DM	1 000 \$	GROUP DESCRIPTION	DT = 100 KG	1 000 DM	1 000 \$
724 TEXTILE, LEATHER MACHNRY	9 500	41 709	23 345	EXPORTS	53 660	10 359	5 768
725 PAPER ETC MILL MACHINERY	1 971	9 026	4 998				
726 PRINTG, BKBINDG MACHY, PTS	2 140	11 510	6 494	022 MILK AND CREAM	540	57	34
727 FOOD MACHRY NON-DOMESTIC	387	2 350	1 309	061 SUGAR AND HONEY	17 550	653	371
728 OTH MACHY FOR SPCL INDUS	9 107	44 676	24 941	278 OTHER CRUDE MINERALS	6 704	101	55
736 MACHINE TOOLS FOR METAL	2 610	12 998	7 521	423 FIXED VEG OILS, SOFT	2 781	309	174
737 METALWORKING MACHNRY NES	15 325	13 446	7 532	523 OTHR INORGANIC CHEMICALS	1 490	152	83
741 HEATING, COOLING EQUIPMNT	6 428	17 930	10 037	541 MEDICINAL ETC PRODUCTS	16	139	76
742 PUMPS FOR LIQUIDS ETC	1 268	12 608	7 011	554 SOAPS, CLEANING ETC PREPS	389	57	32
743 PUMPS NES, CENTRIFUGES ETC	2 889	15 016	8 425	562 FERTILIZERS MANUFACTURED	5 000	96	53
744 MECHANICAL HANDLING EQU	3 740	8 943	5 123	582 PROD OF CONDENSATION ETC	1 873	324	178
745 NONELEC MACHY, TOOLS NES	3 106	22 944	12 813	583 PROD OF POLYMERIZING ETC	6 959	1 153	630
749 NONELEC MACH PTS, ACC NES	11 106	37 342	20 941	591 PESTICIDES, DISINFECTANTS	408	713	393
751 OFFICE MACHINES	648	3 776	2 174	625 RUBBER TYRES, TUBES	461	338	191
752 AUTOMATIC DATA PROC EQUIP	165	3 891	2 217	641 PAPER AND PAPERBOARD	214	70	40
759 OFFICE & ADP MCH PTS, ACC	256	1 616	894	642 ARTICLES OF PAPER ETC	275	207	114
764 TELECOM EQPT, PTS, ACC NES	2 417	42 573	24 066	662 CLAY, REFRACTORY BLDG PRD	670	159	88
771 ELECTRIC POWER MACHY NES	3 926	8 573	4 748	664 GLASS	448	118	68
772 SWITCHGEAR ETC & PTS NES	3 902	28 505	15 959	673 IRON AND STEEL SHAPES	1 747	174	95
773 ELECTR DISTRIBUTING MACH	555	2 958	1 657	678 IRON, STL TUBES, PIPES, ETC	462	93	51
774 ELECTRO-MEDCL, XRAY EQUIP	495	12 330	7 089	684 ALUMINIUM	84	108	62
775 HOUSEHOLD TYPE EQUIP NES	25	109	62	693 WIRE PRODUCTS NON ELECTR	1 018	365	206
776 TRANSISTORS, VALVES, ETC	10	1 312	741	695 TOOLS	32	53	30
778 ELECTRICAL MACHINERY NES	28 805	18 950	10 882	699 OTHER METAL MANUFACTURES	42	167	92
781 PASS MOTOR VEH EXC BUSES	4 861	23 423	13 156	711 STEAM BOILERS & AUX PLNT	1 251	251	154
782 LORRIES, SPCL MTR VEH NES	415	571	315	713 INTRNL COMBUS PISTN ENGN	9	136	74
784 MOTOR VEHCL PTS, ACC NES	17 724	34 530	19 272	716 ROTATING ELECTRIC PLANT	9	109	60
786 VEH NES NONMOTR, TRAILERS	145	112	62	723 CIVIL ENGINEERG EQUIP ETC	557	453	254
791 RAILWAY VEHICLES	961	392	213	727 FOOD MACHRY NON-DOMESTIC	85	370	204
792 AIRCRAFT	1 813	87 314	47 546	728 OTH MACHY FOR SPCL INDUS	12	146	80
793 SHIPS AND BOATS	55	77	41	741 HEATING, COOLING EQUIPMNT	17	74	41
812 PLUMB, HEATING, LGHTNG EQU	55	267	156	743 PUMPS NES, CENTRIFUGES ETC	9	73	41
821 FURNITURE	462	1 015	565	744 MECHANICAL HANDLING EQU	606	510	279
831 TRAVEL GOODS, HANDBAGS	58	178	108	749 NONELEC MACH PTS, ACC NES	11	123	67
843 WOMENS OUTERWEAR NONKNIT		59	33	764 TELECOM EQPT, PTS, ACC NES	2	102	56
871 OPTICAL INSTRUMENTS	36	1 415	780	778 ELECTRICAL MACHINERY NES	94	167	92
872 MEDICAL INSTRUMENTS NES	435	6 272	3 477	781 PASS MOTOR VEH EXC BUSES	112	440	244
875 METERS & COUNTERS NES	11	400	223	784 MOTOR VEHCL PTS, ACC NES	46	123	68
874 MEASURING, CONTROLNG INSTR	2 123	24 497	13 996	848 HEADGEAR, NONTXTL CLOTHNG	29	106	57
881 PHOTO APPAR & EQUIP NES	218	2 583	1 453	874 MEASURING, CONTROLNG INSTR	4	107	62
882 PHOTO, CINEMA SUPPLIES	1 907	9 126	5 154	882 PHOTO, CINEMA SUPPLIES	60	394	233
884 OPTICAL GOODS NES	3	634	342	892 PRINTED MATTER	27	65	39
885 WATCHES AND CLOCKS	41	936	537	893 ARTICLES OF PLASTIC NES	53	59	31
892 PRINTED MATTER	1 936	6 268	3 558				
893 ARTICLES OF PLASTIC NES	1 036	2 783	1 567	FRENCH GUJIAN			
894 TOYS, SPORTING GOODS, ETC	15	103	54				
895 OFFICE SUPPLIES NES	528	2 785	1 593	IMPORTS	29	833	476
896 WORKS OF ART ETC	1	214	122				
897 GOLD, SILVER WARE, JEWELRY		756	422	288 NONFERR METAL SCRAP NES	19	578	336
898 MUSICAL INSTRUMENTS, PTS	539	2 114	1 172	289 PREC METAL ORE, WASTE NES	6	166	91
899 OTHER MANUFACTURED GOODS	218	1 463	828				
951 WAR FIREARMS, AMMUNITION	39	1 620	899	EXPORTS	12 389	398 204	242 463
961 COIN NONGOLD, NONCURRENT	21 651	25 329	14 226				
				112 ALCOHOLIC BEVERAGES	1 659	251	141
GUAYANA				122 TOBACCO MFRS	53	102	57
IMPORTS	641 004	25 995	14 493	278 OTHER CRUDE MINERALS	2 289	72	41
042 RICE	25 147	2 414	1 352	423 FIXED VEG OILS, SOFT	834	93	51
047 OTHER CEREAL MEALS, FLOUR	541	72	41	625 RUBBER TYRES, TUBES	134	100	60
112 ALCOHOLIC BEVERAGES	21 566	3 344	1 894	662 CLAY, REFRACTORY BLDG PRD	248	89	50
287 BASE METAL ORES, CONC NES	573 108	17 691	9 814	673 IRON AND STEEL SHAPES	1 912	112	62
512 ALCOHOLS, PHENOLS, ETC	20 446	2 235	1 257	678 IRON, STL TUBES, PIPES, ETC	1	106	60
941 ZOO ANIMALS, PETS	5	171	98	691 STRUCTURES AND PARTS NES	1 268	2 456	1 321
				695 TOOLS	51	107	59
EXPORTS	49 263	9 297	5 180	713 INTRNL COMBUS PISTN ENGN	8	57	32
022 MILK AND CREAM	3 000	637	357	714 ENGINES & MOTORS NES	88	41 775	24 836
514 NITROGEN-FUNCTN COMPOUNDS	19	80	44	721 AGRIC MACHY, EXC TRACTORS	49	108	60
515 ORG-INORG COMPOUNDS ETC	45	77	43	722 TRACTORS NON-ROAD	65	56	30
522 INDRG ELEMNTS, OXIDES, ETC	12 719	120	68	727 FOOD MACHRY NON-DOMESTIC	47	176	95
523 OTHR INORGANIC CHEMICALS	3 947	266	148	745 NONELEC MACHY, TOOLS NES	69	402	221
531 SYNT DYE, NAT INDGO, LAKES	22	56	31	749 NONELEC MACH PTS, ACC NES	7	145	82
562 FERTILIZERS MANUFACTURED	23 600	175	97	752 AUTOMATIC DATA PROC EQUIP	6	70	38
591 PESTICIDES, DISINFECTANTS	119	78	43	761 TELEVISION RECEIVERS	29	118	72
678 IRON, STL TUBES, PIPES, ETC	1 952	733	405	764 TELECOM EQPT, PTS, ACC NES	42	326 541	199 940
695 TOOLS	91	213	117	775 HOUSEHOLD TYPE EQUIP NES	48	113	64
699 OTHER METAL MANUFACTURES	46	57	32	778 ELECTRICAL MACHINERY NES	13	60	31
723 CIVIL ENGINEERG EQUIP ETC	647	1 764	992	781 PASS MOTOR VEH EXC BUSES	993	2 572	1 421
727 FOOD MACHRY NON-DOMESTIC	11	64	35	782 LORRIES, SPCL MTR VEH NES	141	200	109
728 OTH MACHY FOR SPCL INDUS	180	338	189	784 MOTOR VEHCL PTS, ACC NES	177	665	372
741 HEATING, COOLING EQUIPMNT	116	129	70	821 FURNITURE	257	104	60
743 PUMPS NES, CENTRIFUGES ETC	18	117	70	831 TRAVEL GOODS, HANDBAGS	17	63	34
744 MECHANICAL HANDLING EQU	104	335	182	874 MEASURING, CONTROLNG INSTR	340	20 216	12 375
745 NONELEC MACHY, TOOLS NES	38	308	167	893 ARTICLES OF PLASTIC NES	248	131	73
772 SWITCHGEAR, ETC & PTS NES	32	54	33				
781 PASS MOTOR VEH EXC BUSES	562	1 989	1 125	ECUADOR			
782 LORRIES, SPCL MTR VEH NES	467	965	524	IMPORTS	1 632 072	223 553	123 962
784 MOTOR VEHCL PTS, ACC NES	33	107	56				
				054 VEG ETC FRSH, SIMPLY PRSVD	183	99	57
SURINAME				056 VEGTBLES ETC PRSVD, PREPD	3 082	1 541	844
IMPORTS	588 353	53 821	29 980	057 FRUIT, NUTS, FRESH, DRIED	1 404 380	162 967	90 251
042 RICE	302 489	26 585	14 812	058 FRUIT PRESERVED, PREPARED	3 159	1 073	599
072 COCOA	885	266	155	071 COFFEE AND SUBSTITUTES	33 098	19 605	10 854
075 SPICES	297	244	132	072 COCOA	30 862	15 390	8 574
247 OTH WOOD ROUGH, SQUARED	10 273	459	252	074 TEA AND MATE	541	210	120
287 BASE METAL ORES, CONC NES	202 279	4 465	3 651	081 FEEDING STUFF FOR ANIMLS	143 303	9 531	5 309
684 ALUMINIUM	70 680	19 424	10 769	223 SEEDS FOR OTH FIXED OILS	5 094	336	187
941 ZOO ANIMALS, PETS	3	54	30	248 WOOD SHAPED	4 945	2 540	1 418
				292 CRUDE VEG MATERIALS NES	1 572	1 250	720
				541 MEDICINAL ETC PRODUCTS	167	1 048	585
				635 WOOD MANUFACTURES NES	56	61	32
				744 MECHANICAL HANDLING EQU	727	208	124
				781 PASS MOTOR VEH EXC BUSES	25	61	34
				874 MEASURING, CONTROLNG INSTR		61	35
				971 GOLD, NON MONETARY NES	4	6 194	3 460

7 IMPORTS AND EXPORTS (SPECIAL TRADE) BY COUNTRIES OF PRODUCTION AND CONSUMPTION AND BY GROUPS OF THE SITC-REV. II 1987

GROUP DESCRIPTION	DT * 100 KG	1 000 DM	1 000 \$	GROUP DESCRIPTION	DT * 100 KG	1 000 DM	1 000 \$
EXPORTS	517 412	278 129	154 951	782 LORRIES, SPCL MTR VEH NES	4 814	13 856	7 688
022 MILK AND CREAM	4 800	1 369	787	783 ROAD MOTOR VEHICLES NES	1 808	3 049	1 676
048 CEREAL ETC PREPARATIONS	172	221	121	784 MOTOR VEHCL PTS, ACC NES	4 267	11 646	6 537
054 VEG ETC FRSH, SMPLY PRSVD	150	420	229	785 MOTOR & OTHER CYCLES ETC	37	117	65
058 FRUIT PRESERVED, PREPARED	9	60	34	786 VEH NES NONMOTR, TRAILERS	423	279	157
061 SUGAR AND HONEY	28 114	1 334	787	792 AIRCRAFT	48	1 031	569
081 FEEDING STUFF FOR ANIMLS	1 456	341	189	812 PLUMBING, HEATING, LIGHTING EQU	230	496	279
088 EDIBLE PRODUCTS, PREPS NES	83	181	102	821 FURNITURE	116	977	526
112 ALCOHOLIC BEVERAGES	989	386	214	848 HEADGEAR, NONXTL CLOTHING	42	109	60
233 RUBBER, SYNTHETIC, RECLAIMED	11 312	1 587	889	871 OPTICAL INSTRUMENTS	10	521	289
266 SYNTHETIC FIBRE TO SPIN	30 862	6 837	3 791	872 MEDICAL INSTRUMENTS NES	711	3 485	1 926
267 OTHER MAN-MADE FIBRES	110	64	35	873 METERS & COUNTERS NES	5	221	122
278 OTHER CRUDE MINERALS	667	137	76	874 MEASURING, CONTROLLING INSTR	256	3 520	1 959
291 CRUDE ANIMAL MATERIALS NES	1	58	32	881 PHOTO APPAR & EQUIPT NES	66	825	454
292 CRUDE VEG MATERIALS NES	95	297	168	882 PHOTO, CINEMA SUPPLIES	329	708	387
334 PETROLEUM PRODUCTS, REFIN	1 436	560	312	884 OPTICAL GOODS NES	215	124	124
335 RESIDUAL PETROLEUM PROD NES	44 050	3 475	1 932	885 WATCHES AND CLOCKS	13	266	149
423 FIXED VEG OILS, SOFT	1 750	210	113	892 PRINTED MATTER	350	574	316
424 FIXED VEG OIL NONSOFT	897	121	66	893 ARTICLES OF PLASTIC NES	603	1 425	800
431 PROCESSED ANIMAL VEG OIL, ETC	2 781	669	66	894 TOYS, SPORTING GOODS, ETC	65	232	132
511 HYDROCARBONS NES DERIVS	1 916	429	234	895 OFFICE SUPPLIES NES	379	1 619	890
512 ALCOHOLS, PHENOLS, ETC	4 546	1 085	594	897 GOLD, SILVER WARE, JEWELRY	36	391	215
513 ORGANIC ACIDS, ETC	2 546	4 914	2 746	898 MUSICAL INSTRUMENTS, PTS	36	279	154
514 NITROGEN-FUNCTION COMPOUNDS	2 248	3 719	2 087	899 OTHER MANUFACTURED GOODS	118	580	327
515 ORGANIC INORGANIC COMPOUNDS ETC	577	6 940	3 871	951 WAR FIREARMS, AMMUNITION	43	369	208
516 OTHER ORGANIC CHEMICALS	950	744	414	PERU			
522 INORGANIC ELEMENTS, OXIDES, ETC	6 981	1 434	799	IMPORTS	2 550 653	250 558	138 987
523 OTHER INORGANIC CHEMICALS	17 893	1 930	1 058	034 FISH FRESH, CHILLED, FROZEN	309	400	225
531 SYNTHETIC DYE, NAT DYE, LAKES	1 281	3 455	1 928	054 VEG ETC FRSH, SMPLY PRSVD	299	197	109
532 DYES NES, TANNING PRODS	485	152	84	056 VEGETABLES ETC PRSVD, PREP	12 408	3 390	1 899
533 PIGMENTS, PAINTS, ETC	5 786	3 365	1 856	057 FRUIT, NUTS, FRESH, DRIED	6 231	2 470	1 388
541 MEDICINAL ETC PRODUCTS	1 673	25 334	14 121	058 FRUIT PRESERVED, PREPARED	6 930	1 735	955
551 ESSENTIAL OIL PERFUME, ETC	578	2 001	1 121	059 COFFEE AND SUBSTITUTES	13 752	7 588	4 304
553 PERFUMERY, COSMETICS, ETC	623	872	496	072 COCOA	526	452	246
554 SOAPS, CLEANING ETC PREPS	5 714	1 903	1 054	081 FEEDING STUFF FOR ANIMLS	1 127 963	66 223	36 549
562 FERTILIZERS MANUFACTURED	1 130	213	116	082 TOBACCO UNMANUFACTURED, REFUSE	702	324	180
582 PROD OF CONDENSATION ETC	28 136	4 831	2 682	121 COTTON	15 448	6 189	3 394
583 PROD OF POLYMERIZING ETC	33 478	7 019	3 880	268 WOOL (EXC TOPS), ANIMAL HAIR	7 232	11 082	6 167
584 CELLULOSE DERIVATIVES ETC	1 000	751	412	271 FERTILIZERS, CRUDE	18 839	1 668	934
585 PLASTIC MATERIALS NES	543	124	68	278 OTHER CRUDE MINERALS	53	61	33
591 PESTICIDES, DISINFECTANTS	4 859	7 588	4 198	287 BASE METAL ORES, CONC NES	1 132 252	58 214	32 337
592 STARCH, INULIN, GLUTEN, ETC	736	427	239	288 NONFERR METAL SCRAP NES	31 352	745	454
598 MISC CHEMICAL PRODS NES	11 909	5 226	2 908	289 PREC METAL ORE, WASTE NES	9 905	3 081	1 707
621 MATERIALS OF RUBBER	139	136	77	291 CRUDE ANIMAL MATERIALS NES	1 461	1 672	940
625 RUBBER TYRES, TUBES	149	124	68	292 CRUDE VEG MATERIALS NES	2 359	2 752	1 576
628 RUBBER ARTICLES NES	260	637	351	522 INORGANIC ELEMENTS, OXIDES, ETC	1 077	271	151
635 WOOD MANUFACTURES NES	79	193	107	532 DYES NES, TANNING PRODS	69	2 274	1 260
641 PAPER AND PAPERBOARD	2 529	1 039	583	541 MEDICINAL ETC PRODUCTS	3	260	141
642 ARTICLES OF PAPER ETC	495	468	274	602 LEATHER	275	1 816	1 005
651 TEXTILE YARN AND THREAD	270	227	123	613 FUR SKINS TANNED, DRESSED	113	313	171
657 SPECIAL TEXTILE ETC PROD	625	1 079	690	635 WOOD MANUFACTURES NES	46	121	66
662 CLAY, REFRACTORY BLDG PRD	7 361	1 148	652	651 TEXTILE YARN AND THREAD	25 820	26 100	14 511
663 OTHER NONMETAL MINERAL MFS	2 892	1 237	690	652 COTTON FABRICS, WOVEN	6 778	5 824	3 219
664 GLASS	2 760	713	399	653 WOVEN MAN-MADE FIB FABRIC	1 094	1 375	777
665 GLASSWARE	507	627	345	654 OTHER WOVEN TEXTILE FABRIC	68	446	243
672 IRON, STL PRIMARY FORMS	22 633	1 103	611	658 TEXTILE ARTICLES NES	92	420	235
673 IRON AND STEEL SHAPES	1 446	193	108	659 FLOOR COVERINGS ETC	46	141	80
674 IRON, STL UNIV, PLATE, SHEET	158 041	13 248	7 472	663 OTHER NONMETAL MINERAL MFS	1 305	1 049	587
675 IRON, STEEL HOOP, STRIP	2 637	176	96	664 GLASS	43	57	33
682 COPPER EXC CEMENT COPPER	239	130	70	666 POTTERY	41	58	31
683 NICKEL	109	181	102	667 PEARL, PREC-, SEMI-P STONE	1	1	1
684 ALUMINIUM	3 462	2 769	1 569	682 COPPER EXC CEMENT COPPER	122 639	34 082	18 852
685 LEAD	88	68	39	689 NON-FER BASE METALS NES	679	892	507
691 STRUCTURES AND PARTS NES	250	95	51	742 PUMPS FOR LIQUIDS ETC	83	274	152
692 METAL TANKS, BOXES, ETC	219	428	241	821 FURNITURE	63	81	43
693 WIRE PRODUCTS NON ELECTR	670	267	149	842 MENS OUTERWEAR NOT KNIT	73	107	59
694 STL, COPPER NAILS, NUTS, ETC	319	175	96	845 OUTERWEAR KNIT NONELASTIC	166	725	413
695 TOOLS	1 113	2 371	1 323	846 UNDERWEAR KNITTED	321	681	376
696 CUTLERY	70	232	131	848 HEADGEAR, NONXTL CLOTHING	43	311	174
697 BASE METAL HOUSEHOLD EQUIP	19	84	44	896 WORKS OF ART ETC	27	153	83
699 OTHER METAL MANUFACTURES	752	1 168	650	897 GOLD, SILVER WARE, JEWELRY	11	219	125
711 STEAM BOILERS & AUX PLNT	459	927	507	941 ZOO ANIMALS, PETS	2	77	43
713 INTERNAL COMBUS PISTN ENGN	1 501	4 035	2 237	971 GOLD, NON MONETARY NES	6	2 332	1 277
714 ENGINES & MOTORS NES	2	102	56	EXPORTS	1 653 234	475 350	266 216
716 ROTATING ELECTRIC PLANT	374	1 282	714	001 LIVE ANIMALS	63	160	88
718 OTHER POWER GENERATING MACH	31	811	450	011 MEAT FRESH, CHILLED, FROZEN	231	56	31
721 AGRIC MACH, EXC TRACTORS	87	185	103	022 MILK AND CREAM	16 680	2 692	1 468
722 TRACTORS NON-ROAD	2 405	1 631	893	041 WHEAT ETC UNMILLED	155 672	3 014	1 775
723 CIVIL ENGINEERING EQUIP ETC	908	1 719	946	047 OTHER CEREAL MEALS, FLOUR	3 000	86	46
724 TEXTILE, LEATHER MACHINERY	1 870	8 439	4 681	048 CEREAL ETC PREPARATIONS	49 816	2 599	1 418
725 PAPER ETC MILL MACHINERY	124	773	427	054 VEG ETC FRSH, SMPLY PRSVD	2 131	2 821	1 574
726 PRINTING, BOOKBINDING MACH, PTS	250	1 244	686	061 SUGAR AND HONEY	381 918	13 577	7 371
727 FOOD MACHINERY NON-DOMESTIC	548	2 173	1 237	081 FEEDING STUFF FOR ANIMLS	3 362	1 080	600
728 OTHER MACHINERY FOR SPECIAL INDUST	1 501	7 893	4 343	088 EDIBLE PRODUCTS, PREPS NES	99	67	37
736 MACHINE TOOLS FOR METAL	831	2 041	1 134	233 RUBBER, SYNTHETIC, RECLAIMED	5 723	1 221	688
737 METALWORKING MACHINERY NES	258	455	246	251 PULP AND WASTE PAPER	1 701	316	173
741 HEATING, COOLING EQUIPMENT	2 634	10 669	5 887	266 SYNTHETIC FIBRE TO SPIN	693	333	191
742 PUMPS FOR LIQUIDS ETC	383	1 987	1 127	278 OTHER CRUDE MINERALS	2 028	320	176
743 PUMPS NES, CENTRIFUGES ETC	456	2 057	1 147	291 CRUDE ANIMAL MATERIALS NES	3	63	35
744 MECHANICAL HANDLING EQUIP	2 476	4 632	2 532	292 CRUDE VEG MATERIALS NES	988	5 200	2 965
745 NONELECTRIC MACH, TOOLS NES	822	4 396	2 433	334 PETROLEUM PRODUCTS, REFIN	3 031	1 336	745
749 NONELECTRIC MACH, PTS, ACC NES	595	3 947	2 172	335 RESIDUAL PETROLEUM PROD NES	18 184	2 149	1 215
751 OFFICE MACHINES	82	454	246	424 FIXED VEG OIL NONSOFT	272	70	38
752 AUTOMATIC DATA PROC EQUIP	23	416	233	431 PROCESSED ANIMAL VEG OIL, ETC	1 064	234	130
759 OFFICE & ADP MCH, PTS, ACC		88	47	511 HYDROCARBONS NES, DERIVS	7 780	1 161	646
764 TELECOM EQUIP, PTS, ACC NES	141	9 349	5 598	512 ALCOHOLS, PHENOLS, ETC	3 931	1 727	951
771 ELECTRIC POWER MACH NES	1 593	2 594	1 411	513 ORGANIC ACIDS, ETC	9 286	5 478	3 060
772 SWITCHGEAR ETC & PTS NES	591	3 406	1 899	514 NITROGEN-FUNCTION COMPOUNDS	2 115	4 677	2 585
773 ELECTRIC DISTRIBUTING MACH	269	287	160	515 ORGANIC COMPOUNDS ETC	3 800	9 916	5 505
774 ELECTRO-MEDICAL, XRAY EQUIP	231	3 600	1 994	516 OTHER ORGANIC CHEMICALS	3 471	2 239	1 233
775 HOUSEHOLD TYPE EQUIP NES	30	72	41				
776 TRANSISTORS, VALVES, ETC		98	57				
778 ELECTRICAL MACHINERY NES	1 550	7 520	4 114				
781 PASS MOTOR VEH EXC BUSES	2 187	6 348	3 508				

7 IMPORTS AND EXPORTS (SPECIAL TRADE) BY COUNTRIES OF PRODUCTION AND CONSUMPTION AND BY GROUPS OF THE SITC-REV. II 1987

GROUP DESCRIPTION	DT * 100 KG	1 000 DM	1 000 \$	GROUP DESCRIPTION	DT * 100 KG	1 000 DM	1 000 \$
522 INORG ELEMNTS OXIDES, ETC	31 925	4 913	2 712	899 OTHER MANUFACTURED GOODS	150	822	461
523 OTHR INORGANIC CHEMICALS	44 440	5 621	3 123	951 WAR FIREARMS, AMMUNITION	92	2 739	1 512
531 SYNT DYE, NAT INDGO, LAKES	4 003	11 363	6 323				
532 DYES NES, TANNING PRODS	2 138	681	383	BRAZIL			
533 PIGMENTS, PAINTS, ETC	10 484	6 117	3 389				
541 MEDICINAL ETC PRODUCTS	2 769	20 702	11 494	IMPORTS	197 725 834	3 993 991	2 224 782
551 ESSENTL OIL, PERFUME, ETC	1 557	5 638	3 118				
553 PERFUMERY, COSMETICS, ETC	369	1 755	985	001 LIVE ANIMALS	46	74	42
554 SOAPS, CLEANING ETC PREPS	14 690	4 747	2 663	011 MEAT FRESH, CHILLD, FROZEN	105 316	96 763	54 118
562 FERTILIZERS MANUFACTURED	1 292	606	331	014 MEAT PREPD, PRSVD, NES ETC	50 246	36 782	20 597
582 PROD OF CONDENSATION ETC	11 117	7 612	4 242	034 FISH FRESH, CHILLED, FROZN	206	2 382	1 337
583 PROD OF POLYMERIZING ETC	42 996	12 022	6 764	037 FISH ETC PREPD PRSVD NES	361	177	97
584 CELLULOSE DERIVATIVES ETC	772	833	467	045 CEREALS NES UNMILLED	18 235	617	345
585 PLASTIC MATERIALS NES	121	230	128	054 VEG ETC FRSH, SMPLY PRSVD	62 279	2 048	1 211
591 PESTICIDES, DISINFECTANTS	12 138	15 918	8 846	056 VEGTBLES ETC PRSVD, PREPD	599	341	190
592 STARCH, INULIN, GLUTEN, ETC	4 681	777	437	057 FRUIT, NUTS, FRESH, DRIED	104 915	26 364	14 811
598 MISC CHEMICAL PRODS NES	19 823	11 425	6 362	058 FRUIT PRESERVED, PREPARED	1 566 080	380 743	212 681
605 INDUSTRIAL PLANT, CHAP 73	2 288	688	381	061 SUGAR AND HONEY	423 209	6 831	3 761
612 LEATHER ETC MANUFACTURES	28	61	35	071 COFFEE AND SUBSTITUTES	547 996	260 217	145 624
621 MATERIALS OF RUBBER	282	542	288	072 COCOA	67 382	28 964	16 138
625 RUBBER TYRES, TUBES	116	121	68	074 TEA AND MATE	3 222	1 002	564
626 RUBBER ARTICLES NES	833	1 775	995	075 SPICES	42 029	29 161	16 343
635 WOOD MANUFACTURES NES	53	93	53	081 FEEDING STUFF FOR ANIMLS	11 658 714	361 370	201 039
641 PAPER AND PAPERBOARD	11 420	3 987	2 231	098 EDIBLE PRODCTS, PREPS NES	1 088	484	270
642 ARTICLES OF PAPER ETC	134	327	179	112 ALCOHOLIC BEVERAGES	467	174	93
651 TEXTILE YARN AND THREAD	1 815	1 346	712	121 TOBACCO UNMNFCTD REFUSE	199 599	141 796	78 845
653 WOVN MAN-MADE FIB FABRIC	52	305	172	122 TOBACCO MFRS	353	851	471
657 SPECIAL TEXTILE ETC PROD	440	1 314	741	211 HIDES, SKINS, UNRESSED	2 368	281	162
662 CLAY, REFRACTORY BLDG PRD	14 226	2 847	1 599	222 SEEDS FOR SOFT/FIXED OIL	4 585 852	175 667	96 296
665 OTH NONMETAL MINERAL MFS	6 034	2 008	1 093	232 NATURAL RUBBER, GUMS	1 071	156	85
664 GLASS	1 109	555	311	233 RUBBER, SYNTHETIC, RECLAIMD	13 226	2 215	1 243
665 GLASSWARE	320	533	300	245 FUEL WOOD NES, CHARCOAL	38 264	1 497	822
671 PIG IRON ETC	748	179	98	247 OTH WOOD ROUGH, SQUARED	1 200	188	104
672 IRON, STL PRIMARY FORMS	113 167	5 320	2 879	248 WOOD SHAPED	41 362	5 164	2 947
673 IRON AND STEEL SHAPES	34 019	1 974	1 177	251 PULP AND WASTE PAPER	615 525	64 569	36 032
674 IRN, STL UNIV, PLATE, SHEET	484 153	43 792	24 437	261 SILK	103	502	277
675 IRON, STEEL HOOP, STRIP	6 019	915	512	263 COTTON	123 278	18 061	10 151
677 IRN, STL WIRE EXCL W ROD	761	285	159	265 VEG FIBRE, EXCL COTN JUTE	782	55	30
678 IRON, STL TUBES, PIPES, ETC	1 850	871	479	266 SYNTHETIC FIBRE TO SPIN	2 957	726	406
682 COPPER EXC CEMENT COPPER	1 845	1 101	614	268 WOOL(EXC TOPS), ANML HAIR	1 804	813	463
683 NICKEL	222	474	263	273 STONE, SAND AND GRAVEL	267 055	11 623	6 453
684 ALUMINIUM	3 188	2 977	1 664	277 NATURAL ABRASIVES NES	468 182	17 165	9 556
691 STRUCTURES AND PARTS NES	3 894	3 871	2 200	278 OTHER CRUDE MINERALS	171 026 797	908 371	504 652
692 METAL TANKS, BOXES, ETC	1 600	4 497	2 470	281 IRON ORE, CONCENTRATES	405 185	5 606	3 134
693 WIRE PRODUCTS NON ELECTR	194	242	132	287 BASE METAL ORES, CONC NES	941	2 022	1 196
694 STL, COPPR NAILS, NUTS, ETC	490	647	374	288 NONFERR METAL SCRAP NES	104 629	16 176	9 062
695 TOOLS	2 287	4 631	2 590	291 CRUDE ANIMAL MTRIALS NES	9 356	4 645	2 594
696 CUTLERY	86	317	174	292 CRUDE VEG MATERIALS NES	17 944	1 368	751
697 BASE MTL HOUSEHOLD EQUIP	59	117	65	334 PETROLEUM PRODUCTS, REFIN	226 450	6 982	3 871
699 OTHER METAL MANUFACTURES	1 507	2 002	1 111	335 RESIDUAL PETRLM PROD NES	94 645	7 996	4 427
700 INDUSTRIAL PLANT, CHAP 84	8 798	13 970	7 915	423 FIXED VEG OILS, SOFT	69 623	9 275	5 188
711 STEAM BOILERS & AUX PLNT	626	1 501	828	424 FIXED VEG OIL NONSOFT	19 720	5 705	3 186
712 STEAM ENGINES, TURBINES	5	231	127	431 PROCESD ANML VEG OIL, ETC	439 699	32 308	17 786
713 INTRNL COMBUS PISTN ENGN	1 303	5 469	3 041	511 HYDROCARBONS NES, DERIVS	14 990	3 399	1 935
716 ROTATING ELECTRIC PLANT	350	1 485	828	512 ALCOHOLS, PHENOLS, ETC	10 343	1 754	980
718 OTH POWER GENERATG MACHY	249	1 381	748	513 ORGANIC ACIDS, ETC	46 305	13 227	7 474
721 AGRIC MACHY, EXC TRACTORS	636	656	364	514 NITROGEN-FUNCTN COMPOUNDS	255	1 448	796
722 TRACTORS NON-ROAD	6 772	6 893	3 852	515 ORG-INORG COMPOUNDS ETC	251 541	12 481	7 012
723 CIVIL ENGINEER EQUIP ETC	2 216	3 771	2 119	516 OTHER ORGANIC CHEMICALS	48 602	10 253	5 780
724 TEXTILE, LEATHER MACHNRY	6 517	28 874	16 420	522 INORG ELEMNTS, OXIDES, ETC	22 378	2 870	1 618
725 PAPER ETC MILL MACHINERY	573	2 100	1 179	523 OTHR INORGANIC CHEMICALS	51	77	42
726 PRINTG, BK BINDG MACHY, PTS	2 190	7 004	4 061	524 RADIOACTIVE ETC MATERIAL	294	256	149
727 FOOD MACHRY NON-DOMESTIC	493	1 969	1 096	531 SYNT DYE, NAT INDGO, LAKES	7 559	1 289	715
728 OTH MACHY FOR SPCL INDUS	4 315	11 461	6 369	532 DYES NES, TANNING PRODS	2 710	50 275	28 335
736 MACHINE TOOLS FOR METAL	1 799	3 589	2 040	541 MEDICINAL ETC PRODUCTS	36 252	9 437	5 286
737 METALWORKING MACHNRY NES	279	1 112	605	551 ESSENTL OIL, PERFUME, ETC	322	113	61
741 HEATING, COOLING EQUIPMNT	1 437	5 156	2 872	553 PERFUMERY, COSMETICS, ETC	303	338	184
742 PUMPS FOR LIQUIDS ETC	191	2 103	1 177	572 EXPLOSIVES, PYROTECH PROD	279	188	103
743 PUMPS NES, CENTRIFUGES ETC	383	1 920	1 071	582 PROD OF CONDENSATION ETC	7 749	1 521	843
744 MECHANICAL HANDLING EQU	901	2 230	1 238	583 PROD OF POLYMERIZING ETC	2 073	1 298	725
745 NONELEC MACHY, TOOLS NES	4 239	14 196	7 902	584 CELLULOSE DERIVATIVES ETC	34	12 243	6 708
749 NONELEC MACH PTS, ACC NES	789	4 072	2 288	585 PLASTIC MATERIALS NES	5 497	3 148	1 740
751 OFFICE MACHINES	187	875	488	592 STARCH, INULIN, GLUTEN, ETC	150 164	22 375	12 491
752 AUTOMATIC DATA PROC EQUIP	15	306	174	598 MISC CHEMICAL PRODS NES	27 584	28 991	16 055
759 OFFICE & ADP MCH PTS, ACC	14	265	149	611 LEATHER	6 666	32 483	17 988
761 TELEVISION RECEIVERS	8	73	42	612 LEATHER ETC MANUFACTURES	1 569	5 147	2 884
763 SOUND RECORDRS, PHONOGRPH	9	225	127	613 FUR SKINS TANNED, DRESSED	243	73	40
764 TELECOM EQPT, PTS, ACC NES	303	10 241	5 695	621 MATERIALS OF RUBBER	3 151	2 008	1 132
771 ELECTRIC POWER MACHY NES	93	745	414	625 RUBBER TYRES, TUBES	1 652	8 451	4 705
772 SWITCHGEAR ETC & PTS NES	731	4 375	2 440	628 RUBBER ARTICLES NES	110 833	23 536	13 210
773 ELECTR DISTRIBUTING MACH	271	345	199	634 VENEERS, PLYWOOD, ETC	34 672	7 443	4 165
774 ELECTRO-MEDCL, XRAY EQUIP	70	1 208	663	635 WOOD MANUFACTURES NES	570 340	58 289	32 512
775 HOUSEHOLD TYPE EQUIP NES	1 133	1 887	1 068	641 PAPER AND PAPERBOARD	60 272	9 715	5 409
776 TRANSISTORS, VALVES, ETC	7	292	156	642 ARTICLES OF PAPER ETC	155 763	97 103	54 054
778 ELECTRICAL MACHINERY NES	1 611	5 522	3 132	651 TEXTILE YARN AND THREAD	21 353	15 805	8 847
781 PASS MOTOR VEH EXC BUSES	1 824	6 174	3 428	652 COTTON FABRICS, WOVEN	9 470	3 651	2 016
782 LORRIES, SPCL MTR VEH NES	10 153	21 923	13 015	653 WOVN MAN-MADE FIB FABRIC	292	564	310
784 MOTOR VEHCL PTS, ACC NES	6 775	8 372	4 721	654 OTH WOVN TEXTILE FABRIC	118	740	411
785 MOTOR & OTHER CYCLES ETC	87	65	37	656 LACE, RIBBONS, TULLE, ETC	33 675	3 525	1 941
786 VEH NES NONMOTR, TRAILERS	335	248	143	657 SPECIAL TEXTILE ETC PROD	28 103	49 578	27 643
812 PLUMB, HEATING, LIGHTING EQU	111	425	237	658 TEXTILE ARTICLES NES	4 054	986	549
821 FURNITURE	89	280	152	659 FLOOR COVERINGS ETC	9 355	903	499
871 OPTICAL INSTRUMENTS	16	1 165	643	661 CEMENT ETC BUILDING PROD	24 619	2 563	1 418
872 MEDICAL INSTRUMENTS NES	164	3 781	2 093	662 CLAY, REFRACTORY BLDG PRD	5 292	5 091	2 846
873 METERS & COUNTERS NES	4	109	59	663 OTH NONMETAL MINERAL MFS	106	122	66
874 MEASURING, CONTROLLING INSTR	275	4 688	2 621	664 GLASS	231	171	94
881 PHOTO APPAR & EQUIPT NES	59	627	350	665 GLASSWARE	12 023	2 925	1 641
882 PHOTO, CINEMA SUPPLIES	367	781	429	666 POTTERY	56	667	361
884 OPTICAL GOODS NES		98	56	667 PEARL, PREC., SEMI-P STONE	1 553 654	99 029	54 911
885 WATCHES AND CLOCKS	100	830	461	671 PIG IRON ETC	164 770	10 137	5 772
892 PRINTED MATTER	1 092	1 205	673	672 IRON, STL PRIMARY FORMS	62 104	11 796	6 538
893 ARTICLES OF PLASTIC NES	783	1 443	801	673 IRON AND STEEL SHAPES	166 058	11 594	6 762
894 TOYS, SPORTING GOODS, ETC	33	357	196	674 IRN, STL UNIV, PLATE, SHEET	1 292	556	311
895 OFFICE SUPPLIES NES	1 374	3 243	1 810	675 IRON, STEEL HOOP, STRIP	3 735	1 207	673
898 MUSICAL INSTRUMENTS, PTS	112	640	350	677 IRN, STL WIRE EXCL W ROD			

7 IMPORTS AND EXPORTS (SPECIAL TRADE) BY COUNTRIES OF PRODUCTION AND CONSUMPTION AND BY GROUPS OF THE SITC-REV. II 1987

GROUP DESCRIPTION	DT * 100 KG	1 000 DM	1 000 \$	GROUP DESCRIPTION	DT * 100 KG	1 000 DM	1 000 \$
678 IRON, STL TUBES, PIPES, ETC	52 496	9 757	5 483	322 COAL, LIGNITE, PEAT	31 500	890	494
682 COPPER EXC CEMENT COPPER	861	338	186	323 BRIQUETS, COKE, SEMI-COKE	119 790	3 840	2 181
684 ALUMINIUM	306 490	80 218	45 645	334 PETROLEUM PRODUCTS, REFIN	26 204	5 742	3 251
686 ZINC	557	130	73	335 RESIDUAL PETRLM PROD NES	15 290	9 022	5 020
687 TIN	22 430	27 481	15 470	411 ANIMAL OILS AND FATS	444	73	43
692 METAL TANKS, BOXES, ETC	399	80	51	431 PROCESD ANML VEG OIL, ETC	2 273	315	172
694 STL COPPR NAILS, NUTS ETC	5 345	1 858	1 046	511 HYDROCARBONS, NES, DERIVS	40 521	8 877	4 969
695 TOOLS	2 905	1 796	999	512 ALCOHOLS, PHENOLS, ETC	55 717	20 354	11 475
696 CUTLERY	1 352	2 685	1 504	513 ORGANIC ACIDS, ETC	31 430	15 260	8 546
697 BASE MTL HOUSEHOLD EQUIP	46	131	76	514 NITROGEN-FUNCTN COMPOUNDS	89 516	94 422	53 068
699 OTHER METAL MANUFACTURES	3 127	3 330	1 874	515 ORG-INORG COMPOUNDS ETC	45 602	84 877	47 447
712 STEAM ENGINES, TURBINES	3	202	109	516 OTHER ORGANIC CHEMICALS	26 124	24 576	13 955
713 INTRNL COMBUS PISTN ENGN	25 285	50 262	27 894	522 INORG ELEWNTS, OXIDES, ETC	62 782	19 923	11 083
714 ENGINES & MOTORS NES	136	5 988	3 310	523 OTHR INORGANIC CHEMICALS	104 379	17 288	9 608
716 ROTATING ELECTRIC PLANT	2 007	1 698	946	524 RADIOACTIVE ETC MATERIAL	412	33 217	18 087
721 AGRIC MACHY, EXC-TRACTORS	19	84	45	531 SYNT DYE, NAT INDOGO, LAKES	5 538	27 340	15 297
723 CIVIL ENGINEERG EQUIP ETC	129	119	65	532 DYES NES, TANNING PRODS	436	183	103
724 TEXTILE, LEATHER MACHNRY	4 614	7 351	4 069	533 PIGMENTS, PAINTS, ETC	35 421	19 406	11 018
725 PAPER ETC MILL MACHINERY	75	257	142	541 MEDICINAL ETC PRODUCTS	6 778	41 560	23 297
726 PRINTG, BKBINDG MACHY, PTS	132	330	179	551 ESSENTL OIL, PERFUME, ETC	234	1 085	604
728 OTH MACHY FOR SPCL INDUS	1 829	3 195	1 778	553 PERFUMERY, COSMETICS, ETC	78	151	86
736 MACHINE TOOLS FOR METAL	9 812	8 948	4 970	554 SOAPS, CLEANING ETC PREPS	7 053	4 504	2 529
741 HEATING, COOLING EQUIPMNT	438	1 053	588	562 FERTILIZERS MANUFACTURED	809 572	11 713	6 560
742 PUMPS FOR LIQUIDS ETC	4 371	19 082	10 642	582 PROD OF CONDENSATION ETC	49 009	42 559	23 875
743 PUMPS NES, CENTRIFUGES ETC	2 405	3 886	2 182	583 PROD OF POLYMERIZING ETC	97 949	34 055	19 182
744 MECHANICAL HANDLING EQU	4 592	2 199	1 264	584 CELLULOSE DERIVATIVES ETC	3 382	3 680	2 077
745 NONELEC MACHY, TOOLS NES	1 060	2 867	1 585	585 PLASTIC MATERIALS NES	463	541	306
749 NONELEC MACH PTS, ACC NES	6 742	7 540	4 217	591 PESTICIDES, DISINFECTANTS	943	3 540	2 011
751 OFFICE MACHINES	973	2 800	1 555	592 STARCH, INULIN, GLUTEN, ETC	979	1 593	892
752 AUTOMTIC DATA PROC EQUIP	11	874	477	598 MISC CHEMICAL PRODS NES	78 493	34 914	19 561
759 OFFICE & ADP MCH PTS, ACC	4	369	204	605 INDUSTRIAL PLANT, CHAP 73	2 052	28 505	15 461
762 RADIO BROADCAST RECEIVERS	2 062	27 774	15 709	611 LEATHER	633	2 029	1 139
763 SOUND RECORDRS, PHONOGRPH		128	77	612 LEATHER ETC MANUFACTURES	192	415	230
764 TELECOM EQPT, PTS, ACC NES	623	4 596	2 594	613 FUR SKINS TANNED, DRESSED	139	170	94
771 ELECTRIC POWER MACHY NES	463	716	418	621 MATERIALS OF RUBBER	7 309	3 918	2 182
772 SWITCHGEAR ETC & PTS NES	3 575	17 459	9 777	625 RUBBER TYRES, TUBES	878	1 161	649
773 ELECTR DISTRIBUTING MACH	896	2 838	1 654	628 RUBBER ARTICLES NES	319	2 935	1 636
774 ELECTRO-MEDCL, XRAY EQUIP	11	190	110	634 VENEERS, PLYWOOD, ETC	215	132	77
775 HOUSEHOLD TYPE EQUIP NES	601	1 752	975	635 WOOD MANUFACTURES NES	97	72	41
776 TRANSISTORS, VALVES, ETC	231	8 077	4 489	641 PAPER AND PAPERBOARD	5 275	4 272	2 381
778 ELECTRICAL MACHINERY NES	8 583	15 562	8 717	642 ARTICLES OF PAPER ETC	1 684	1 897	1 060
781 PASS MOTOR VEH EXC BUSES	5 173	5 010	2 776	651 TEXTILE YARN AND THREAD	2 326	4 885	2 714
782 LORRIES, SPCL MTR VEH NES	10 750	9 462	5 260	653 WOVN MAN-MADE FIB FABRIC	5 498	5 404	3 040
784 MOTOR VEHCL PTS, ACC NES	56 832	36 695	20 403	654 OTH WOVN TEXTILE FABRIC	2 613	1 985	1 108
791 RAILWAY VEHICLES	1 816	292	161	655 KNIT ETC FABRICS	20	58	34
792 AIRCRAFT	648	86 406	47 847	656 LACE, RIBBONS, TULLE, ETC	38	1 641	912
793 SHIPS AND BOATS	174	179	97	657 SPECIAL TEXTILE ETC PROD	2 935	8 042	4 546
812 PLUMBG, HEATNG, LGHTNG EQU	15	82	47	658 TEXTILE ARTICLES NES	11	80	45
821 FURNITURE	4 451	4 961	2 764	659 FLOOR COVERINGS ETC	150	982	538
831 TRAVEL GOODS, HANDBAGS	2 590	6 941	3 829	662 CLAY, REFRACTORY BLDG PRD	10 811	5 981	3 315
842 MENS OUTERWEAR NOT KNIT	5 166	8 314	4 601	663 OTH NONMETAL MINERAL MFS	3 014	7 656	4 298
843 WOMENS OUTERWEAR NONKNIT	5 730	15 686	8 777	664 GLASS	6 360	7 992	4 475
844 UNDERWEAR NOT KNIT	519	1 065	592	665 GLASSWARE	1 958	2 132	1 215
845 OUTERWEAR KNIT NONELASTC	5 997	17 387	9 719	666 POTTERY	34	107	62
846 UNDERWEAR KNITTED	3 657	11 658	6 461	667 PEARL, PREC-, SEMI-P STONE	9	9	9
847 TXLT CLTHNG ACCESRYS NES	35	184	101	671 PIG IRON ETC	1 501	568	323
848 HEADGEAR, NONTXLT CLOTHNG	1 372	5 393	3 309	672 IRON, STL PRIMARY FORMS	256 125	9 552	5 145
851 FOOTWEAR	12 007	49 962	27 471	673 IRON AND STEEL SHAPES	798	458	258
871 OPTICAL INSTRUMENTS	38	73	41	674 IRN, STL UNIV, PLATE, SHEET	58 316	15 711	8 788
872 MEDICAL INSTRUMENTS NES	63	279	153	675 IRON, STEEL HOOP, STRIP	24 004	7 666	4 276
873 METERS & COUNTERS NES	11	65	37	676 RAILWAY RAILS ETC IRN, STL	3 124	580	323
874 MEASURNG, CONTROLNG INSTR	742	2 864	1 567	677 IRN, STL WIRE EXCL W ROD	1 644	4 490	2 530
881 PHOTO APPAR & EQUIPT NES	48	993	563	678 IRON, STL TUBES, PIPES, ETC	27 296	27 705	15 245
882 PHOTO, CINEMA SUPPLIES	217	1 007	574	681 SILVER, PLATINUM, ETC	61	13 276	7 328
884 OPTICAL GOODS NES	95	1 245	694	682 COPPER EXC CEMENT COPPER	18 064	19 906	11 083
885 WATCHES AND CLOCKS	170	437	247	683 NICKEL	226	853	478
892 PRINTED MATTER	398	1 083	594	684 ALUMINIUM	21 930	14 005	7 886
893 ARTICLES OF PLASTIC NES	3 414	1 177	653	686 ZINC	6 837	1 090	638
894 TOYS, SPORTING GOODS, ETC	261	420	236	687 TIN	57	219	126
895 OFFICE SUPPLIES NES	904	908	505	689 NON-FER BASE METALS NES	195	525	287
896 WORKS OF ART ETC	34	214	121	691 STRUCTURES AND PARTS NES	2 260	5 956	3 208
897 GOLD, SILVER WARE, JEWELRY	302	2 875	1 598	692 METAL TANKS, BOXES, ETC	94	160	91
898 MUSICAL INSTRUMENTS, PTS	25	103	53	693 WIRE PRODUCTS NON ELECTR	1 605	635	356
899 OTHER MANUFACTURED GOODS	477	3 587	1 988	694 STL, COPPR NAILS, NUTS, ETC	916	2 110	1 171
951 WAR FIREARMS, AMMUNITION	132	586	325	695 TOOLS	5 366	22 367	12 509
EXPORTS	3 173 949	2 666 802	1 489 141	696 CUTLERY	7	311	172
001 LIVE ANIMALS	53	690	395	697 BASE MTL HOUSEHOLD EQUIP	6	94	53
011 MEAT FRSH, CHILLD, FROZEN	22 818	5 590	3 075	699 OTHER METAL MANUFACTURES	4 120	14 722	8 193
022 MILK AND CREAM	5 940	1 263	711	700 INDUSTRIAL PLANT, CHAP 84	715	3 929	2 154
024 CHEESE AND CURD	6 633	2 138	1 180	703 INDUSTRIAL PLANT, CHAP 85	4 133	17 014	9 473
035 FISH SALTED, DRIED, SMOKED	2 550	1 108	599	712 STEAM ENGINES, TURBINES	93	3 449	1 982
037 FISH ETC PREPD PRSVD NES	4	53	30	713 INTRNL COMBUS PISTN ENGN	4 418	23 446	13 052
048 CEREAL ETC PREPARATIONS	120 020	3 651	2 040	714 ENGINES & MOTORS NES	108	6 735	3 631
054 VEG ETC FRSH, SMPLY PRSVD	16 238	7 077	3 905	716 ROTATING ELECTRIC PLANT	4 421	27 501	15 629
061 SUGAR AND HONEY	1 195	184	107	718 OTH POWER GENERATG MACHY	3 924	14 079	7 874
071 COFFEE AND SUBSTITUTES	169	118	65	721 AGRIC MACHY, EXC TRACTORS	219	769	426
075 SPICES	102	118	65	722 TRACTORS NON-ROAD	440	460	282
081 FEEDING STUFF FOR ANMLS	765	355	194	723 CIVIL ENGINEERG EQUIP ETC	2 833	11 876	6 616
088 EDIBLE PRODUCTS, PREPS NES	373	227	130	724 TEXTILE, LEATHER MACHNRY	28 821	138 207	77 423
112 ALCOHOLIC BEVERAGES	17 562	3 867	2 174	725 PAPER ETC MILL MACHINERY	1 954	10 000	5 590
233 RUBBER, SYNTHETIC, RECLAIMD	28 253	10 883	6 155	726 PRINTG, BKBINDG MACHY, PTS	10 967	62 523	34 953
245 FUEL WOOD NES, CHARCOAL	520	280	136	727 FOOD MACHRY NON-DOMESTIC	1 436	2 783	1 556
251 PULP AND WASTE PAPER	60 833	1 417	781	728 OTH MACHY FOR SPCL INDUS	12 982	69 032	39 420
266 SYNTHETIC FIBRE TO SPIN	249	113	67	736 MACHINE TOOLS FOR METAL	21 757	111 003	62 946
267 OTHER MAN-MADE FIBRES	2 997	1 440	788	737 METALWORKING MACHNRY NES	2 318	9 791	5 391
274 SULPHUR ETC	4 216	292	163	741 HEATING, COOLING EQUIPMNT	3 648	23 587	13 155
277 NATURAL ABRASIVES NES	160	886	489	742 PUMPS FOR LIQUIDS ETC	4 920	25 911	14 434
278 OTHER CRUDE MINERALS	5 986	1 446	814	743 PUMPS NES, CENTRIFUGES ETC	9 961	39 291	22 016
282 IRON AND STEEL SCRAP	59 823	844	462	744 MECHANICAL HANDLING EQU	3 080	11 865	6 867
287 BASE METAL ORES, CONC NES	6 136	928	528	745 NONELEC MACHY, TOOLS NES	2 300	14 561	8 170
288 NONFERR METAL SCRAP NES	5 796	1 034	584	749 NONELEC MACH PTS, ACC NES	38 923	126 198	70 663
291 CRUDE ANIMAL MTRIALS NES	18 455	5 272	2 920	751 OFFICE MACHINES	87	825	471
292 CRUDE VEG MATERIALS NES	4 704	7 250	4 050	752 AUTOMTIC DATA PROC EQUIP	101	5 821	3 263
				759 OFFICE & ADP MCH PTS, ACC	476	7 178	3 976
				761 TELEVISION RECEIVERS	1	91	55

7 IMPORTS AND EXPORTS (SPECIAL TRADE) BY COUNTRIES OF PRODUCTION AND CONSUMPTION AND BY GROUPS OF THE SITC-REV. II 1987

GROUP DESCRIPTION	DT * 100 KG	1 000 DM	1 000 \$	GROUP DESCRIPTION	DT * 100 KG	1 000 DM	1 000 \$
762 RADIO BROADCAST RECEIVERS	16	439	242	023 BUTTER	1 254	301	166
763 SOUND RECORDERS, PHONOGRAPHS	3	174	96	041 WHEAT ETC UNMILLED	55 000	990	554
764 TELECOM EQUIP, PTS, ACC NES	1 600	51 313	26 684	046 WHEAT ETC MEAL OR FLOUR	102 761	2 121	1 178
771 ELECTRIC POWER MACHINERY	9 697	26 545	14 840	048 CEREAL ETC PREPARATIONS	88	123	62
772 SWITCHGEAR ETC & PTS NES	6 087	50 158	27 969	054 VEG ETC FRSH, SIMPLY PRSD	110	66	36
773 ELECTRIC DISTRIBUTING MACH	1 802	4 538	2 521	061 SUGAR AND HONEY	57 722	2 765	1 542
774 ELECTRO-MEDICAL XRAY EQUIP	845	26 458	14 772	073 CHOCOLATE AND PRODUCTS	118	118	62
775 HOUSEHOLD TYPE EQUIP NES	72	681	381	075 SPICES	106	83	47
776 TRANSISTORS, VALVES, ETC	289	27 810	15 765	081 FEEDING STUFF FOR ANIMALS	4 588	717	400
778 ELECTRICAL MACHINERY NES	2 481	24 148	13 562	098 EDIBLE PRODUCTS, PREPS NES	311	336	183
781 PASS MOTOR VEH EXC BUSES	2 925	12 131	6 761	112 ALCOHOLIC BEVERAGES	383	65	41
782 LORRIES, SPECIAL MOTOR VEH NES	1 315	3 170	1 762	233 RUBBER, SYNTHETIC, RECLAIMED	8 173	1 562	867
784 MOTOR VEHICLE PTS, ACC NES	109 845	343 052	190 145	251 PULP AND WASTE PAPER	2 733	570	318
786 VEH NES NONMOTOR, TRAILERS	586	1 834	1 038	263 COTTON	1 946	339	195
791 RAILWAY VEHICLES	141	919	507	266 SYNTHETIC FIBRE TO SPIN	73 243	21 211	11 788
792 AIRCRAFT	329	3 538	1 956	269 WASTE OF TEXTILE FABRICS	348	55	31
793 SHIPS AND BOATS	64 687	202 054	110 416	273 STONE, SAND AND GRAVEL	346	99	53
801 INDUSTRIAL PLANT, CHAP 90	157	2 431	1 478	278 OTHER CRUDE MINERALS	2 278	336	184
812 PLUMBING, HEATING, LIGHTING EQUIP	9	128	66	292 CRUDE VEG MATERIALS NES	1 117	981	551
821 FURNITURE	346	1 578	877	334 PETROLEUM PRODUCTS, REFIN	7 104	2 170	1 212
848 HEADGEAR, NONTEXTILE CLOTHING	5	88	52	335 RESIDUAL PETROLEUM PROD NES	15 728	1 642	917
851 FOOTWEAR	17	68	35	411 ANIMAL OILS AND FATS	28	96	57
871 OPTICAL INSTRUMENTS	45	3 393	1 895	423 FIXED VEG OILS, SOFT	1 968	200	111
872 MEDICAL INSTRUMENTS NES	935	12 414	6 919	431 PROCESSED ANIMAL VEG OIL, ETC	3 385	592	326
873 METERS & COUNTERS NES	7	311	173	511 HYDROCARBONS NES, DERIVS	1 813	941	528
874 MEASURING, CONTROLLING INSTR	2 139	83 407	46 986	512 ALCOHOLS, PHENOLS, ETC	5 145	1 623	901
881 PHOTO APPAR & EQUIP NES	373	8 085	4 581	513 ORGANIC ACIDS, ETC	7 602	2 270	1 255
882 PHOTO, CINEMA SUPPLIES	2 650	5 040	2 804	514 NITROGEN-FUNCTION COMPOUNDS	4 855	3 262	1 804
884 OPTICAL GOODS NES	59	4 389	2 441	515 ORGANIC COMPOUNDS ETC	2 582	6 458	3 560
885 WATCHES AND CLOCKS	806	3 426	1 918	516 OTHER ORGANIC CHEMICALS	1 662	1 789	991
892 PRINTED MATTER	5 903	11 024	6 149	522 INORGANIC ELEMENTS, OXIDES, ETC	20 648	4 382	2 436
893 ARTICLES OF PLASTIC NES	1 568	4 983	2 787	523 OTHER INORGANIC CHEMICALS	28 696	5 505	3 051
894 TOYS, SPORTING GOODS, ETC	447	1 479	818	531 SYNTHETIC DYE, NAT INDIGO, LAKES	2 790	7 102	3 929
895 OFFICE SUPPLIES NES	293	1 966	1 102	532 DYES NES, TANNING PRODS	2 879	794	440
896 WORKS OF ART ETC	4	518	291	533 PIGMENTS, PAINTS, ETC	8 200	5 906	3 273
897 GOLD, SILVER WARE, JEWELRY	2	2 410	1 362	541 MEDICINAL ETC PRODUCTS	2 163	11 092	6 155
898 MUSICAL INSTRUMENTS, PTS	794	4 082	2 272	551 ESSENTIAL OIL, PERFUME, ETC	885	3 310	1 859
899 OTHER MANUFACTURED GOODS	116	5 890	3 304	553 PERFUMERY, COSMETICS, ETC	447	1 212	674
951 WAR FIREARMS, AMMUNITION	5	432	246	554 SOAPS CLEANING ETC PREPS	18 541	6 139	3 405
971 GOLD, NON MONETARY NES	114	2 818	1 555	562 FERTILIZERS MANUFACTURED	5 420	409	227
CHILE				572 EXPLOSIVES, PYROTECH PROD	21	91	53
IMPORTS	7 788 303	807 108	447 803	582 PROD OF CONDENSATION ETC	15 747	8 378	4 652
011 MEAT FRESH, CHILLED, FROZEN	2 042	593	325	583 PROD OF POLYMERIZING ETC	36 441	11 779	6 523
034 FISH FRESH, CHILLED, FROZEN	2 321	862	477	584 CELLULOSE DERIVATIVES ETC	2 926	2 946	1 647
036 SHELL FISH FRESH, FROZEN	341	752	418	585 PLASTIC MATERIALS NES	181	130	70
037 FISH ETC PREPARED PRSD NES	2 625	5 182	2 887	591 PESTICIDES, DISINFECTANTS	10 390	17 625	9 710
044 MAIZE UNMILLED	610	320	178	592 STARCH, INULIN, GLUTEN, ETC	5 211	911	513
054 VEG ETC FRSH, SIMPLY PRSD	52 772	5 177	2 860	598 MISC CHEMICAL PRODS NES	22 319	11 283	6 341
056 VEGETABLES ETC PRSD, PREP	1 385	783	445	605 INDUSTRIAL PLANT, CHAP 73	447	100	54
057 FRUIT, NUTS, FRESH, DRIED	809 806	131 736	73 048	607 INDUSTRIAL PLANT, CHAP 82	67	114	63
058 FRUIT PRESERVED, PREPARED	9 525	2 483	1 366	612 LEATHER ETC MANUFACTURES	23	123	68
061 SUGAR AND HONEY	5 025	932	515	621 MATERIALS OF RUBBER	1 053	883	489
081 FEEDING STUFF FOR ANIMALS	2 486 242	156 894	86 849	625 RUBBER TYRES, TUBES	701	572	324
112 ALCOHOLIC BEVERAGES	810	320	178	628 RUBBER ARTICLES NES	1 542	2 302	1 306
212 FUR SKINS UNRESSED	145	254	138	635 WOOD MANUFACTURES NES	126	112	64
247 OTHER WOOD ROUGH SQUARED	5 134	266	147	641 PAPER AND PAPERBOARD	20 752	8 630	4 790
248 WOOD SHAPED	277 952	10 244	5 691	642 ARTICLES OF PAPER ETC	625	1 050	583
251 PULP AND WASTE PAPER	441 910	43 215	24 171	651 TEXTILE YARN AND THREAD	3 211	3 368	1 871
268 WOOL (EXC TOPS), ANIMAL HAIR	14 275	12 075	6 754	652 COTTON FABRICS, WOVEN	291	841	476
271 FERTILIZERS, CRUDE	34 466	1 628	906	653 WOVEN MAN-MADE FIB FABRIC	246	904	499
281 IRON ORE, CONCENTRATES	1 731 868	9 919	5 671	654 OTHER WOVEN TEXTILE FABRIC	101	312	177
287 BASE METAL ORES, CONC NES	250 394	28 096	15 573	655 KNIT ETC FABRICS	18	81	45
288 NONFERROUS METAL SCRAP NES	3 140	889	490	656 LACE, RIBBONS, TULLE, ETC	36	215	123
289 PREC METAL ORE, WASTE NES	22 935	15 985	8 764	657 SPECIAL TEXTILE ETC PROD	3 465	3 999	2 212
291 CRUDE ANIMAL MATERIALS NES	26 763	2 636	1 482	658 TEXTILE ARTICLES NES	48	314	175
292 CRUDE VEG MATERIALS NES	5 164	1 895	1 056	659 FLOOR COVERINGS ETC	205	304	169
323 BRIQUETTES, COKE, SEMI-COKE	127 099	1 470	900	661 CEMENT ETC BUILDING PROD	3 197	78	42
411 ANIMAL OILS AND FATS	309 727	11 511	6 371	662 CLAY, REFRACTORY BLDG PRD	8 954	1 911	1 063
431 PROCESSED ANIMAL VEG OIL, ETC	385	221	121	663 OTHER NONMETAL MINERAL MFS	5 251	3 334	1 865
512 ALCOHOLS, PHENOLS, ETC	5 448	1 186	652	664 GLASS	497	1 111	611
514 NITROGEN-FUNCTION COMPOUNDS	355	134	74	665 GLASSWARE	856	1 443	813
516 OTHER ORGANIC CHEMICALS	127	182	101	666 POTTERY	32	59	33
522 INORGANIC ELEMENTS, OXIDES, ETC	5 521	13 665	7 551	671 PIG IRON ETC	4 733	778	432
523 OTHER INORGANIC CHEMICALS	13 907	6 343	3 541	672 IRON, STEEL PRIMARY FORMS	78 729	3 690	2 011
621 MATERIALS OF RUBBER	264	92	52	673 IRON AND STEEL SHAPES	12 960	1 812	1 010
625 RUBBER TYRES, TUBES	128	57	31	674 IRON, STEEL UNIV. PLATE, SHEET	47 253	6 553	3 651
634 VENEERS, PLYWOOD, ETC	766	167	92	675 IRON, STEEL HOOP, STRIP	9 776	1 769	973
635 WOOD MANUFACTURES NES	2 147	380	211	676 RAILWAY RAILS ETC IRON, STEEL	1 784	243	135
641 PAPER AND PAPERBOARD	48 597	4 743	2 649	677 IRON, STEEL WIRE EXCL W ROD	777	653	361
666 POTTERY	279	298	169	678 IRON, STEEL TUBES, PIPES, ETC	10 769	3 067	1 729
671 PIG IRON ETC	2 557	2 108	1 162	681 SILVER, PLATINUM, ETC	12	230	131
681 SILVER, PLATINUM, ETC	51	2 313	1 259	682 COPPER EXC CEMENT COPPER	57	147	80
682 COPPER EXC CEMENT COPPER	1 066 522	294 913	163 133	683 NICKEL	83	252	140
687 TIN	300	366	211	684 ALUMINIUM	11 838	6 813	3 753
714 ENGINES & MOTORS NES	64	657	354	686 ZINC	310	115	65
743 PUMPS NES, CENTRIFUGES ETC	5	55	30	689 NON-FERROUS BASE METALS NES	4	81	46
821 FURNITURE	137	167	90	691 STRUCTURES AND PARTS NES	7 567	2 004	1 120
843 WOMEN'S OUTERWEAR NONKNIT	30	211	115	692 METAL TANKS, BOXES, ETC	631	2 387	1 331
845 OUTERWEAR KNIT NONELASTIC	38	334	182	693 WIRE PRODUCTS NON ELECTR	1 251	1 380	767
846 UNDERWEAR KNITTED	70	496	269	694 STEEL, COPPER NAILS, NUTS, ETC	498	522	296
848 HEADGEAR, NONTEXTILE CLOTHING	25	228	133	695 TOOLS	2 239	7 259	4 051
874 MEASURING, CONTROLLING INSTR	6	177	100	696 CUTLERY	183	1 112	623
896 WORKS OF ART ETC	1	81	46	697 BASE METAL HOUSEHOLD EQUIP	147	468	264
897 GOLD, SILVER WARE, JEWELRY	39	187	106	699 OTHER METAL MANUFACTURES	5 836	6 688	3 710
899 OTHER MANUFACTURED GOODS	3	63	38	700 INDUSTRIAL PLANT, CHAP 84	2 395	2 541	1 420
941 ZOO ANIMALS, PETS	16	183	103	703 INDUSTRIAL PLANT, CHAP 85	27	79	43
971 GOLD, NON MONETARY NES	76	23 205	13 272	711 STEAM BOILERS & AUX PLNT	223	1 160	635
EXPORTS	1 001 157	584 311	325 212	712 STEAM ENGINES, TURBINES	2	170	95
001 LIVE ANIMALS	16	90	49	713 INTERNAL COMBUSTION PISTON ENGN	8 696	11 698	6 516
022 MILK AND CREAM	15 336	3 901	2 116	714 ENGINES & MOTORS NES	17	1 101	595
				716 ROTATING ELECTRIC PLANT	1 656	3 570	2 015
				718 OTHER POWER GENERATING MACH	101	320	173
				721 AGRICULTURAL MACH, EXC TRACTORS	1 424	1 348	754
				722 TRACTORS NON-ROAD	3 823	2 378	1 343
				723 CIVIL ENGINEERING EQUIP ETC	18 181	25 899	14 169

GROUP DESCRIPTION	DT * 100 KG	1 000 DM	1 000 \$	GROUP DESCRIPTION	DT * 100 KG	1 000 DM	1 000 \$
724 TEXTILE, LEATHER MACHNRY	11 334	17 614	9 844	562 FERTILIZERS MANUFACTURED	7 281	241	134
725 PAPER ETC MILL MACHINERY	615	3 111	1 739	582 PROD OF CONDENSATION ETC	8 280	1 299	718
726 PRINTG, BK BINDG MACHY, PTS	2 566	8 469	4 698	583 PROD OF POLYMERIZING ETC	8 870	1 929	1 076
727 FOOD MACHRY NON-DOMESTIC	482	2 055	1 156	584 CELLULOSE DERIVATIVES ETC	219	258	145
728 OTH MACHY FOR SPCL INDUS	6 190	14 422	8 059	585 PLASTIC MATERIALS NES	20	130	73
736 MACHINE TOOLS FOR METAL	1 499	2 776	1 543	591 PESTICIDES, DISINFECTANTS	647	304	169
737 METALWORKING MACHNRY NES	1 118	971	545	592 STARCH, INULIN, GLUTEN, ETC	93	95	52
741 HEATING, COOLING EQUIPMNT	13 488	23 081	12 804	598 MISC CHEMICAL PRODS NES	1 536	1 019	567
742 PUMPS FOR LIQUIDS ETC	1 533	6 473	3 614	621 MATERIALS OF RUBBER	36	82	46
743 PUMPS NES, CENTRIFUGES ETC	11 757	27 374	15 202	628 RUBBER ARTICLES NES	86	290	140
744 MECHANICAL HANDLING EQU	4 665	6 518	3 618	641 PAPER AND PAPERBOARD	221	195	105
745 NONELEC MACHY, TOOLS NES	1 526	7 224	4 034	642 ARTICLES OF PAPER ETC	377	469	260
749 NONELEC MACH PTS, ACC NES	2 189	9 213	5 127	651 TEXTILE YARN AND THREAD	1 019	330	181
751 OFFICE MACHINES	600	2 993	1 689	657 SPECIAL TEXTILE ETC PROD	33	102	55
752 AUTOMATIC DATA PROC EQUIP	170	1 996	1 107	662 CLAY, REFRACTORY BLDG PRD	3 866	466	265
759 OFFICE & ADP MCH PTS, ACC	37	690	391	665 GLASSWARE	62	224	129
762 RADIO BROADCAST RECEIVERS	42	774	432	674 IRN, STL UNIV, PLATE, SHEET	1 947	165	103
763 SOUND RECORDERS, PHONOGRAPH	1	190	107	678 IRON, STL TUBES, PIPES, ETC	194	133	80
764 TELECOM EQPT, PTS, ACC NES	635	7 307	4 078	684 ALUMINIUM	136	180	99
771 ELECTRIC POWER MACHY NES	5 514	8 295	4 570	692 METAL TANKS, BOXES, ETC	116	313	184
772 SWITCHGEAR ETC & PTS NES	1 440	9 475	5 322	693 WIRE PRODUCTS NON ELECTR	113	60	32
773 ELECTR DISTRIBUTING MACH	701	777	426	695 TOOLS	493	1 198	665
774 ELECTRO-MEDCL, XRAY EQUIP	89	2 819	1 585	696 CUTLERY	23	105	60
775 HOUSEHOLD TYPE EQUIP NES	1 738	3 038	1 696	699 OTHER METAL MANUFACTURES	369	536	297
776 TRANSISTORS, VALVES, ETC		284	155	700 INDUSTRIAL PLANT, CHAP 84	879	1 003	554
778 ELECTRICAL MACHINERY NES	3 924	6 637	3 707	703 INDUSTRIAL PLANT, CHAP 85	515	181	109
781 PASS MOTOR VEH EXC BUSES	11 126	38 023	21 171	711 STEAM BOILERS & AUX PLNT	956	162	90
782 LORRIES, SPCL MTR VEH NES	14 463	7 702	4 341	712 STEAM ENGINES, TURBINES	151	110	60
783 ROAD MOTOR VEHICLES NES	2 661	2 938	1 662	713 INTRNL COMBUS PISTN ENGN	280	1 540	840
784 MOTOR VEHCL PTS, ACC NES	12 595	10 288	5 765	714 ENGINES & MOTORS NES	11	95	57
785 MOTOR & OTHER CYCLES ETC	77	137	80	716 ROTATING ELECTRIC PLANT	97	225	126
786 VEH NES NONMOTR, TRAILERS	2 857	957	530	721 AGRIC MACHY, EXC TRACTORS	62	37	20
791 RAILWAY VEHICLES	1 285	1 746	970	722 TRACTORS NON-ROAD	1 071	714	396
792 AIRCRAFT	31	1 364	760	723 CIVIL ENGINEERG EQUIP ETC	793	669	380
793 SHIPS AND BOATS	17 792	8 389	4 868	724 TEXTILE, LEATHER MACHNRY	557	2 008	1 127
812 PLUMB, HEATNG, LGHTNG EQU	787	1 190	667	725 PAPER ETC MILL MACHINERY	69	235	139
821 FURNITURE	276	511	286	726 PRINTG, BK BINDG MACHY, PTS	833	3 302	1 815
843 WOMENS OUTERWEAR NONKNIT	40	535	292	727 FOOD MACHRY NON-DOMESTIC	51	248	135
845 OUTERWEAR KNIT NONELASTC	37	473	265	728 OTH MACHY FOR SPCL INDUS	293	779	435
846 UNDERWEAR KNITTED	20	211	118	736 MACHINE TOOLS FOR METAL	254	278	151
847 TXTL CLTHNG ACCESSRYS NES	10	115	62	741 HEATING, COOLING EQUIPMNT	841	1 489	824
848 HEADGEAR, NONTXTL CLOTHNG	75	537	309	742 PUMPS FOR LIQUIDS ETC	277	500	277
851 FOOTWEAR	107	339	186	743 PUMPS NES, CENTRIFUGES ETC	99	519	291
871 OPTICAL INSTRUMENTS	123	3 356	1 890	744 MECHANICAL HANDLING EQU	78	168	93
872 MEDICAL INSTRUMENTS NES	302	3 854	2 149	745 NONELEC MACHY, TOOLS NES	451	2 511	1 414

7 IMPORTS AND EXPORTS (SPECIAL TRADE) BY COUNTRIES OF PRODUCTION AND CONSUMPTION AND BY GROUPS OF THE SITC-REV. II 1987

GROUP DESCRIPTION	DT * 100 KG	1 000 DM	1 000 \$	GROUP DESCRIPTION	DT * 100 KG	1 000 DM	1 000 \$
848 HEADGEAR, NONTXTL CLOTHNG	35	302	168	222 SEEDS FOR SOFT/FIXED OIL	3 662	178	104
EXPORTS	47 154	114 402	63 595	268 WOOL (EXC TOPS), ANML HAIR	25 147	13 066	7 260
022 MILK AND CREAM	3 000	489	274	291 CRUDE ANIMAL MTRIALS NES	56 351	9 859	5 475
037 FISH ETC PREPD PRSVD NES	104	189	104	292 CRUDE VEG MATERIALS NES	448	607	337
054 VEG ETC FRSH, SMPLY PRSVD	50	62	37	431 PROCESD ANML VEG OIL, ETC	666	76	43
062 SUGAR PREPS NON-COCOA	138	85	47	512 ALCOHOLS, PHENOLS, ETC	245	61	33
081 FEEDING STUFF FOR ANIMLS	1 085	74	41	585 PLASTIC MATERIALS NES	6	1 781	995
112 ALCOHOLIC BEVERAGES	3 416	642	356	598 MISC CHEMICAL PRODS NES	27	241	131
269 WASTE OF TEXTILE FABRICS	283	81	48	611 LEATHER	3 889	11 768	6 565
274 SULPHUR ETC	1 650	87	48	612 LEATHER ETC MANUFACTURES	422	1 748	971
292 CRUDE VEG MATERIALS NES	150	157	84	613 FUR SKINS TANNED, DRESSED	2 161	8 533	4 721
334 PETROLEUM PRODUCTS, REFIN	3 053	403	238	625 RUBBER TYRES, TUBES	241	202	112
512 ALCOHOLS, PHENOLS, ETC	577	157	86	651 TEXTILE YARN AND THREAD	32 216	24 791	13 869
513 ORGANIC ACIDS, ETC	442	169	91	654 OTH WOVEN TEXTILE FABRIC	3 017	10 618	5 826
514 NITROGEN-FUNCTN COMPOUNDS	253	223	123	655 KNIT ETC FABRICS	26	103	57
515 ORG-INORG COMPOUNDS ETC	543	836	476	662 CLAY, REFRACTORY BLDG PRD	6 558	583	321
516 OTHER ORGANIC CHEMICALS	259	338	196	666 POTTERY	116	314	174
523 OTHR INORGANIC CHEMICALS	678	135	72	667 PEARL, PREC., SEMI-P STONE	6	6	6
531 SYNT DYE, NAT INDGO, LAKES	402	617	458	682 COPPER EXC CEMENT COPPER	79	83	45
532 DYES NES, TANNING PRODS	337	94	52	781 PASS MOTOR VEH EXC BUSES	144	105	57
533 PIGMENTS, PAINTS, ETC	1 071	510	287	784 MOTOR VEHCL PTS, ACC NES	280	619	347
541 MEDICINAL ETC PRODUCTS	462	2 518	1 423	842 MENS OUTERWEAR NOT KNIT	316	1 079	595
551 ESSENTL OIL, PERFUME, ETC	18	121	68	843 WOMENS OUTERWEAR NONKNIT	167	804	448
553 PERFUMERY, COSMETICS, ETC	1 083	1 270	708	845 OUTERWEAR KNIT NONELASTC	85	428	243
554 SOAPS, CLEANING ETC PREPS	1 655	413	231	847 TXTL CLTHNG ACCESSYS NES	26	118	65
562 PROD OF CONDENSATION ETC	487	234	132	848 HEADGEAR, NONTXTL CLOTHNG	5 174	60 084	33 386
583 PROD OF POLYMERIZING ETC	1 922	577	318	851 FOOTWEAR	67	317	175
584 CELLULOSE DERIVATIVES ETC	153	192	106	872 MEDICAL INSTRUMENTS NES	2	92	51
591 PESTICIDES, DISINFECTANTS	769	1 303	759	896 WORKS OF ART ETC	8	1 022	566
598 MISC CHEMICAL PRODS NES	1 000	591	327	897 GOLD, SILVER WARE, JEWELRY	9	97	54
625 RUBBER TYRES, TUBES	1 327	204	116	899 OTHER MANUFACTURED GOODS	7	507	283
628 RUBBER ARTICLES NES	134	280	155	971 GOLD, NON MONETARY NES	6	16 104	8 883
641 PAPER AND PAPERBOARD	324	178	100	EXPORTS	237 277	175 348	97 410
642 ARTICLES OF PAPER ETC	355	156	89	011 MEAT FRESH, CHILLD, FROZEN	142	69	37
651 TEXTILE YARN AND THREAD	34	87	47	023 BUTTER	150	60	32
653 WOVN MAN-MADE FIB FABRIC	18	80	46	037 FISH ETC PREPD PRSVD NES	145	142	82
659 FLOOR COVERINGS ETC	131	488	267	054 VEG ETC FRSH, SMPLY PRSVD	1 070	225	125
663 OTH NONMETAL MINERAL MFS	124	169	85	061 SUGAR AND HONEY	407	54	31
665 GLASSWARE	61	85	49	073 CHOCOLATE AND PRODUCTS	60	71	37
684 ALUMINIUM	72	251	140	081 FEEDING STUFF FOR ANIMLS	1 015	163	92
691 STRUCTURES AND PARTS NES	2 285	1 375	785	098 EDIBLE PRODUCTS, PREPS NES	57	59	33
693 WIRE PRODUCTS NON ELECTR	86	72	44	112 ALCOHOLIC BEVERAGES	371	94	54
694 STL, COPPR NAILS, NUTS, ETC	182	106	59	212 FUR SKINS UNDRESSED	7	139	77
695 TOOLS	264	646	357	233 RUBBER, SYNTHETIC, RECLAIMD	3 719	1 307	724
696 CUTLERY	28	291	163	266 SYNTHETIC FIBRE TO SPIN	2 396	866	480
699 OTHER METAL MANUFACTURES	397	787	431	273 STONE, SAND AND GRAVEL	4 265	128	70
713 INTRNL COMBUS PISTN ENGN	249	657	366	278 OTHER CRUDE MINERALS	1 913	175	99
716 ROTATING ELECTRIC PLANT	221	974	534	287 BASE METAL DRES, CONC NES	287	54	30
721 AGRIC MACHY, EXC TRACTORS	162	329	189	291 CRUDE ANIMAL MTRIALS NES	374	170	95
722 TRACTORS NON-ROAD	950	686	375	292 CRUDE VEG MATERIALS NES	743	1 140	627
723 CIVIL ENGINEERG EQUIP ETC	10	79	43	334 PETROLEUM PRODUCTS, REFIN	11 379	3 019	1 661
724 TEXTILE, LEATHER MACHNRY	239	1 680	929	335 RESIDUAL PETRLM PROD NES	1 734	368	203
725 PAPER ETC MILL MACHINERY	130	59	32	411 ANIMAL OILS AND FATS	1 099	107	61
726 PRINTG, BKBINDS MACHY, PTS	256	1 036	582	511 HYDROCARBONS NES, DERIVS	1 121	192	107
727 FOOD MACHRY NON-DOMESTIC	208	316	172	512 ALCOHOLS, PHENOLS, ETC	663	336	194
728 OTH MACHY FOR SPCL INDUS	63	347	194	513 ORGANIC ACIDS, ETC	8 113	1 477	830
736 MACHINE TOOLS FOR METAL	358	94	51	514 NITROGEN-FUNCTN COMPOUNDS	1 629	2 370	1 316
741 HEATING, COOLING EQUIPMNT	209	863	474	515 ORG-INORG COMPOUNDS ETC	270	2 264	1 256
742 PUMPS FOR LIQUIDS ETC	55	209	118	516 OTHER ORGANIC CHEMICALS	1 124	544	304
743 PUMPS NES, CENTRIFUGES ETC	53	349	196	522 INORG ELEMNTS, OXIDES, ETC	6 251	995	547
745 NONELEC MACHY, TOOLS NES	318	974	547	523 OTHR INORGANIC CHEMICALS	17 089	1 410	771
749 NONELEC MACH PTS, ACC NES	255	630	350	531 SYNT DYE, NAT INDGO, LAKES	3 494	8 891	4 939
751 OFFICE MACHINES	51	302	167	532 DYES NES, TANNING PRODS	4 136	1 292	721
752 AUTOMTIC DATA PROC EQUIP	20	863	471	533 PIGMENTS, PAINTS, ETC	7 223	4 102	2 272
759 OFFICE & ADP MCH PTS, ACC		91	46	541 MEDICINAL ETC PRODUCTS	1 126	7 322	4 057
761 TELEVISION RECEIVERS	31	112	68	551 ESSENTL OIL, PERFUME, ETC	41	310	171
764 TELECOM EQPT, PTS, ACC NES	1 284	25 793	14 241	553 PERFUMERY, COSMETICS, ETC	116	270	152
771 ELECTRIC POWER MACHY NES	483	2 121	1 153	554 SOAPS, CLEANING ETC PREPS	8 977	2 837	1 579
772 SWITCHGEAR ETC & PTS NES	1 536	2 632	1 447	562 FERTILIZERS MANUFACTURED	40 330	584	325
773 ELECTR DISTRIBUTING MACH	986	1 762	979	582 PROD OF CONDENSATION ETC	8 834	4 524	2 485
774 ELECTRO-MEDCL, XRAY EQUIP	7	858	486	583 PROD OF POLYMERIZING ETC	12 090	3 639	2 043
775 HOUSEHOLD TYPE EQUIP NES	195	377	215	584 CELLULOSE DERIVATIVES ETC	388	343	192
778 ELECTRICAL MACHINERY NES	813	1 239	684	585 PLASTIC MATERIALS NES	88	71	39
781 PASS MOTOR VEH EXC BUSES	3 060	8 712	4 831	591 PESTICIDES, DISINFECTANTS	1 838	3 491	1 922
784 MOTOR VEHCL PTS, ACC NES	968	2 981	1 653	592 STARCH, INULIN, GLUTEN, ETC	116	307	171
846 UNDERWEAR KNITTED	7	90	50	598 MISC CHEMICAL PRODS NES	8 307	3 943	2 192
871 OPTICAL INSTRUMENTS	2	177	101	611 LEATHER	14	83	45
872 MEDICAL INSTRUMENTS NES	12	425	234	612 LEATHER ETC MANUFACTURES	127	142	78
874 MEASURNG, CONTROLNG INSTR	381	33 312	18 420	613 FUR SKINS TANNED, DRESSED	63	293	164
881 PHOTO APPAR & EQUIPT NES	12	192	103	621 MATERIALS OF RUBBER	147	123	68
882 PHOTO, CINEMA SUPPLIES	116	146	81	625 RUBBER TYRES, TUBES	407	371	206
884 OPTICAL GOODS NES		245	136	628 RUBBER ARTICLES NES	312	976	543
892 PRINTED MATTER	202	405	223	641 PAPER AND PAPERBOARD	1 195	712	400
893 ARTICLES OF PLASTIC NES	172	328	185	642 ARTICLES OF PAPER ETC	190	309	168
894 TOYS, SPORTING GOODS, ETC	52	149	80	651 TEXTILE YARN AND THREAD	91	143	75
895 OFFICE SUPPLIES NES	123	665	368	652 COTTON FABRICS, WOVEN	93	253	146
897 GOLD, SILVER WARE, JEWELRY		53	30	653 WOVN MAN-MADE FIB FABRIC	601	696	385
899 OTHER MANUFACTURED GOODS	37	132	74	654 LACE, RIBBONS, TULLE, ETC	16	91	50
URUGUAY				657 SPECIAL TEXTILE ETC PROD	311	783	437
IMPORTS	301 494	235 953	131 067	663 OTH NONMETAL MINERAL MFS	430	424	237
011 MEAT FRESH, CHILLD, FROZEN	59 134	52 813	29 339	664 GLASS	589	328	180
014 MEAT PREPD, PRSVD, NES ETC	133	315	171	665 GLASSWARE	387	348	200
034 FISH FRESH, CHILLD, FROZN	27 144	10 034	5 561	666 POTTERY	26	59	33
037 FISH ETC PREPD PRSVD NES	138	56	31	673 IRON AND STEEL SHAPES	672	122	66
042 RICE	10 551	312	179	674 IRN, STL UNIV, PLATE, SHEET	7 688	1 452	803
057 FRUIT, NUTS, FRESH, DRIED	13 187	1 270	700	675 IRON, STEEL HOOP, STRIP	3 766	1 014	567
061 SUGAR AND HONEY	12 011	1 992	1 111	677 IRN, STL WIRE EXCL W ROD	230	157	86
081 FEEDING STUFF FOR ANIMLS	36 519	1 062	579	678 IRON, STL TUBES, PIPES, ETC	18	59	31
211 HIDES, SKINS, UNDRESSED	145	215	122	682 COPPER EXC CEMENT COPPER	65	108	56
212 FUR SKINS UNDRESSED	71	421	244	684 ALUMINIUM	230	195	108
				693 WIRE PRODUCTS NON ELECTR	355	130	74
				694 STL, COPPR NAILS, NUTS, ETC	191	307	173
				695 TOOLS	384	1 144	642

7 IMPORTS AND EXPORTS (SPECIAL TRADE) BY COUNTRIES OF PRODUCTION AND CONSUMPTION AND BY GROUPS OF THE SITC-REV. II 1987

GROUP DESCRIPTION	DT * 100 KG	1 000 DM	1 000 \$	GROUP DESCRIPTION	DT * 100 KG	1 000 DM	1 000 \$
696 CUTLERY	7	62	34	551 ESSENTL OIL, PERFUME, ETC	429	1 001	555
699 OTHER METAL MANUFACTURES	457	656	367	583 PROD OF POLYMERIZING ETC	14 338	1 987	1 125
713 INTRNL COMBUS PISTN ENGN	795	2 110	1 185	585 PLASTIC MATERIALS NES	933	2 462	1 349
716 ROTATING ELECTRIC PLANT	201	799	442	598 MISC CHEMICAL PRODS NES	1 283	228	127
721 AGRIC MACHY, EXC TRACTORS	692	693	389	611 LEATHER	9 007	24 046	13 323
722 TRACTORS NON-ROAD	5 250	3 495	1 951	612 LEATHER ETC MANUFACTURES	171	405	226
723 CIVIL ENGINEERS EQUIP ETC	484	707	394	613 FUR SKINS TANNED, DRESSED	1 180	16 225	9 039
724 TEXTILE, LEATHER MACHNRY	2 850	9 646	5 381	641 PAPER AND PAPERBOARD	3 707	288	165
725 PAPER ETC MILL MACHINERY	169	299	166	651 TEXTILE YARN AND THREAD	11 911	8 217	4 550
726 PRINTG, BKBINDG MACHY, PTS	74	656	371	652 COTTON FABRICS, WOVEN	4 414	3 553	1 945
727 FOOD MACHRY NON-DOMESTIC	759	4 867	2 698	653 WOVN MAN-MADE FIB FABRIC	72	82	45
728 OTH MACHY FOR SPCL INDUS	766	1 785	1 008	657 SPECIAL TEXTILE ETC PROD	10	68	37
736 MACHINE TOOLS FOR METAL	329	311	181	661 CEMENT ETC BUILDING PROD	62	66	38
737 METALWORKING MACHNRY NES	72	251	142	663 OTH NONMETAL MINERAL MFS	370	113	66
741 HEATING, COOLING EQUIPMNT	320	1 263	700	667 PEARL, PREC-, SEMI-P STONE	*	*	*
742 PUMPS FOR LIQUIDS ETC	164	1 334	763	671 PIG IRON ETC	804	152	87
743 PUMPS NES, CENTRIFUGES ETC	372	1 893	1 045	673 IRON AND STEEL SHAPES	2 345	171	94
744 MECHANICAL HANDLING EQU	532	504	286	674 IRN, STL UNIV, PLATE, SHEET	41 463	2 890	1 589
745 NONELEC MACHY, TOOLS NES	276	1 565	895	684 ALUMINIUM	37 001	10 533	5 922
749 NONELEC MACH PTS, ACC NES	410	1 574	882	713 INTRNL COMBUS PISTN ENGN	1 578	1 808	998
751 OFFICE MACHINES	47	216	123	716 ROTATING ELECTRIC PLANT	26	94	53
752 AUTOMTIC DATA PROC EQUIP	17	191	105	742 PUMPS FOR LIQUIDS ETC	17	480	265
761 TELEVISION RECEIVERS	47	137	76	743 PUMPS NES, CENTRIFUGES ETC	32	102	55
764 TELECOM EQPT, PTS, ACC NES	979	10 435	5 789	744 MECHANICAL HANDLING EQU	271	109	63
771 ELECTRIC POWER MACHY NES	119	203	111	745 NONELEC MACHY, TOOLS NES	107	106	58
772 SWITCHGEAR ETC & PTS NES	469	2 065	1 158	749 NONELEC MACH PTS, ACC NES	194	352	193
773 ELECTR DISTRIBUTING MACH	11	70	35	752 AUTOMTIC DATA PROC EQUIP	238	874	476
774 ELECTRO-MEDCL, XRAY EQUIP	12	956	541	759 OFFICE & ADP MCH PTS, ACC	32	8 545	860
775 HOUSEHOLD TYPE EQUIP NES	277	401	219	764 TELECOM EQPT, PTS, ACC NES	3	54	31
776 TRANSISTORS, VALVES, ETC	209	275	152	775 HOUSEHOLD TYPE EQUIP NES	2	62	38
778 ELECTRICAL MACHINERY NES	489	1 675	936	776 TRANSISTORS, VALVES, ETC	12	731	421
781 PASS MOTOR VEH EXC BUSES	1 706	5 471	3 037	784 MOTOR VEHCL PTS, ACC NES	117	98	57
782 LORRIES, SPCL MTR VEH NES	43	77	43	792 AIRCRAFT	43	639	358
784 MOTOR VEHCL PTS, ACC NES	4 355	7 642	4 287	831 TRAVEL GOODS, HANDBAGS	15	62	36
785 MOTOR & OTHER CYCLES ETC	52	54	30	842 MENS OUTERWEAR NOT KNIT	1 043	1 715	951
793 SHIPS AND BOATS	9	61	34	843 WOMENS OUTERWEAR NONKNIT	35	61	34
812 PLUMBG HEATNG, LGHTNG EQU	38	104	59	848 HEADGEAR, NONTXTL CLOTHNG	2 199	22 630	12 641
845 OUTERWEAR KNIT NONELASTC	9	70	35	851 FOOTWEAR	181	816	454
846 UNDERWEAR KNITTED	6	71	39	872 MEDICAL INSTRUMENTS NES	2	72	41
871 OPTICAL INSTRUMENTS	3	84	45	874 MEASURING, CONTROLLNG INSTR	21	262	149
872 MEDICAL INSTRUMENTS NES	179	967	534	885 WATCHES AND CLOCKS	283	189	159
873 METERS & COUNTERS NES	11	228	127	892 PRINTED MATTER	10	82	49
874 MEASURING, CONTROLLNG INSTR	780	16 150	8 916	896 WORKS OF ART ETC	17	596	340
881 PHOTO APPAR & EQUIPT NES	28	360	201	897 GOLD, SILVER WARE, JEWELRY	4	62	34
882 PHOTO, CINEMA SUPPLIES	83	93	51	941 ZOO ANIMALS, PETS	35	684	377
884 OPTICAL GOODS NES	1	132	72				
885 WATCHES AND CLOCKS	7	67	35	EXPORTS	1 257 026	1 682 139	937 838
892 PRINTED MATTER	210	365	199				
893 ARTICLES OF PLASTIC NES	515	701	392	001 LIVE ANIMALS	113	436	242
894 TOYS, SPORTING GOODS, ETC	119	1 079	619	037 FISH ETC PREPD PRSYD NES	38	190	105
895 OFFICE SUPPLIES NES	482	1 085	610	048 CEREAL ETC PREPARATIONS	1 480	432	244
897 GOLD, SILVER WARE, JEWELRY		105	58	054 VEG ETC FRSH, SMPLY PRSYD	273	174	97
898 MUSICAL INSTRUMENTS, PTS	55	191	108	061 SUGAR AND HONEY	5 017	884	497
899 OTHER MANUFACTURED GOODS	169	644	350	071 COFFEE AND SUBSTITUTES	16	69	37
951 WAR FIREARMS, AMMUNITION	14	111	62	073 CHOCOLATE AND PRODUCTS	430	476	265
				075 SPICES	163	171	91
ARGENTINA				081 FEEDING STUFF FOR ANIMLS	1 470	566	309
IMPORTS	12 402 953	1 095 550	609 395	098 EDIBLE PRODCTS, PREPS NES	22	72	39
001 LIVE ANIMALS	264	330	183	112 ALCOHOLIC BEVERAGES	1 296	223	123
011 MEAT FRESH, CHILLO, FROZEN	303 833	349 307	195 282	122 TOBACCO MFRS	57	123	69
014 MEAT PREPD, PRSYD, NES ETC	56 616	41 796	23 205	212 FUR SKINS UNDRRESSED	5	127	70
034 FISH FRESH, CHILLED, FROZN	42 878	12 195	6 739	233 RUBBER, SYNTHETIC, RECLAIMD	23 370	6 703	3 730
036 SHELL FISH FRESH, FROZEN	508	220	118	247 OTH WOOD ROUGH, SQUARED	1 260	103	56
037 FISH ETC PREPD PRSYD NES	89	355	200	251 PULP AND WASTE PAPER	31 577	1 009	562
044 MAIZE UNMILLED	992 973	26 318	15 129	266 SYNTHETIC FIBRE TO SPIN	5 460	2 158	1 187
045 CEREALS NES UNMILLED	114 748	3 307	1 825	278 OTHER CRUDE MINERALS	16 869	1 976	1 098
054 VEG ETC FRSH, SMPLY PRSYD	39 500	4 792	2 703	287 BASE METAL ORES, CONC NES	5 176	729	403
056 VEGTBLES ETC PRSYD, PREPD	202	161	91	292 CRUDE VEG MATERIALS NES	5 523	4 396	2 436
057 FRUIT, NUTS, FRESH, DRIED	383 235	49 373	27 206	334 PETROLEUM PRODUCTS, REFIN	12 665	4 567	2 546
058 FRUIT PRESERVED, PREPARED	53 282	13 270	7 411	335 RESIDUAL PETRLM PROD NES	62 571	3 813	2 119
061 SUGAR AND HONEY	104 051	17 005	9 493	411 ANIMAL OILS AND FATS	39	53	31
074 TEA AND MATE	10 050	1 998	1 108	424 FIXED VEG OIL NONSOFT	2 564	404	222
081 FEEDING STUFF FOR ANIMLS	6 084 325	201 232	111 930	431 PROCESD ANML VEG OIL, ETC	558	97	52
112 ALCOHOLIC BEVERAGES	3 874	922	516	511 HYDROCARBONS NES, DERIVS	11 991	1 620	893
121 TOBACCO UNMNFCTRD, REFUSE	37 689	18 163	10 200	512 ALCOHOLS, PHENOLS, ETC	12 357	4 744	2 638
211 HIDES, SKINS, UNDRRESSED	545	837	353	513 ORGANIC ACIDS, ETC	39 689	9 044	5 013
212 FUR SKINS UNDRRESSED	46	1 611	872	514 NITROGEN-FUNCTN COMPOUNDS	15 231	27 347	15 185
222 SEEDS FOR SOFT/FIXED OIL	3 217 339	144 090	78 687	515 ORG-INORG COMPOUNDS ETC	18 247	32 796	18 109
223 SEEDS FOR OTH FIXED OILS	14 718	616	339	516 OTHER ORGANIC CHEMICALS	12 604	6 674	3 704
233 RUBBER, SYNTHETIC, RECLAIMD	35 777	3 655	2 017	522 INORG ELEMNTS, OXIDES, ETC	25 195	5 873	3 308
245 FUEL WOOD NES, CHARCOAL	2 817	154	85	523 OTHR INORGANIC CHEMICALS	65 881	9 803	5 507
251 PULP AND WASTE PAPER	18 878	1 703	963	524 RADIOACTIVE ETC MATERIAL		116	66
263 COTTON	26 356	5 483	3 027	531 SYNT DYE, NAT INDGO, LAKES	3 176	10 232	5 678
268 WOOL (EXC TOPS), ANML HAIR	39 196	24 162	13 430	532 DYES NES, TANNING PRODS	631	543	297
288 NONFERR METAL SCRAP NES	311	3 056	1 871	533 PIGMENTS, PAINTS, ETC	25 702	12 759	7 079
289 PREC METAL ORE, WASTE NES		56	31	541 MEDICINAL ETC PRODUCTS	7 868	37 361	20 751
291 CRUDE ANIMAL MTRIALS NES	63 270	6 692	3 740	551 ESSENTL OIL, PERFUME, ETC	461	1 538	857
292 CRUDE VEG MATERIALS NES	24 076	13 601	7 510	553 PERFUMERY, COSMETICS, ETC	380	474	267
323 BRIQUETS, COKE, SEMI-COKE	80 868	1 159	666	554 SOAPS, CLEANING ETC PREPS	10 294	3 745	2 074
335 RESIDUAL PETRLM PROD NES	220 902	4 751	2 586	562 FERTILIZERS MANUFACTURED	61 048	1 804	1 002
423 FIXED VEG OILS, SOFT	131 633	10 702	6 015	563 PROD OF CONDENSATION ETC	36 788	20 846	11 616
424 FIXED VEG OIL NONSOFT	17 615	1 847	1 015	583 PROD OF POLYMERIZING ETC	123 514	29 463	16 417
431 PROCESD ANML VEG OIL, ETC	95 875	3 794	2 100	584 CELLULOSE DERIVATIVES ETC	9 166	5 939	3 320
512 ALCOHOLS, PHENOLS, ETC	7 674	893	494	585 PLASTIC MATERIALS NES	728	1 371	764
513 ORGANIC ACIDS, ETC	358	353	193	591 PESTICIDES, DISINFECTANTS	8 239	9 299	5 145
514 NITROGEN-FUNCTN COMPOUNDS	19 735	1 725	981	592 STARCH, INULIN, GLUTEN, ETC	906	402	221
515 ORG-INORG COMPOUNDS ETC	9	68	38	598 MISC CHEMICAL PRODS NES	31 530	14 824	8 221
516 OTHER ORGANIC CHEMICALS	58	2 375	1 325	605 INDUSTRIAL PLANT, CHAP 73	1 701	17 447	9 568
522 INORG ELEMNTS, OXIDES, ETC	5 706	712	401	612 LEATHER ETC MANUFACTURES	105	604	334
523 OTHR INORGANIC CHEMICALS	374	82	47	613 FUR SKINS TANNED, DRESSED	30	943	525
532 DYES NES, TANNING PRODS	11 424	2 104	1 183	621 MATERIALS OF RUBBER	1 123	1 440	800
533 PIGMENTS, PAINTS, ETC	175	71	39	625 RUBBER TYRES, TUBES	243	194	109
541 MEDICINAL ETC PRODUCTS	509	4 913	2 764	628 RUBBER ARTICLES NES	1 356	6 112	3 417
				634 VENEERS, PLYWOOD, ETC	670	403	226
				635 WOOD MANUFACTURES NES	461	324	177

7 IMPORTS AND EXPORTS (SPECIAL TRADE) BY COUNTRIES OF PRODUCTION AND CONSUMPTION AND BY GROUPS OF THE SITC-REV. II 1987

GROUP DESCRIPTION	DT * 100 KG	1 000 DM	1 000 \$	GROUP DESCRIPTION	DT * 100 KG	1 000 DM	1 000 \$
641 PAPER AND PAPERBOARD	5 337	3 914	2 189	FALKLAND IS			
642 ARTICLES OF PAPER ETC		796	596				
651 TEXTILE YARN AND THREAD	1 239	2 198	1 218	IMPORTS	810	426	233
652 COTTON FABRICS, WOVEN	8	62	34				
653 WOVN MAN-MADE FIB FABRIC	115	431	233	268 WOOL(EXC TOPS), ANML HAIR	810	421	230
654 OTH WOVEN TEXTILE FABRIC	57	166	94				
655 KNIT ETC FABRICS	40	130	71	EXPORTS	2	48	25
656 LACE, RIBBONS, TULLE, ETC	20	178	101				
657 SPECIAL TEXTILE ETC PROD	1 101	3 354	1 864	CYPRUS			
659 FLOOR COVERINGS ETC	98	66	38				
662 CLAY, REFRACTORY BLDG PRD	51 131	12 691	7 073	IMPORTS	677 913	71 689	39 922
663 OTH NONMETAL MINERAL MFS	40 987	17 113	9 516				
664 GLASS	2 629	1 791	1 002	011 MEAT FRESH, CHILLD, FROZEN	79	52	32
665 GLASSWARE	482	552	309	054 VEG ETC FRSH, SMPLY PRSVD	238 991	17 006	9 435
666 POTTERY	16	72	39	057 FRUIT NUTS, FRESH, DRIED	222 649	18 549	10 333
671 PIG IRON ETC	2 990	439	247	058 FRUIT PRESERVED, PREPARED	13 099	3 312	1 817
673 IRON AND STEEL SHAPES	3 869	1 199	663	112 ALCOHOLIC BEVERAGES	9 435	1 064	582
674 IRN, STL UNIV. PLATE, SHEET	222 121	31 683	17 529	121 TOBACCO UNMNFCTRD, REFUSE	34	56	33
675 IRON, STEEL HOOP, STRIP	19 952	5 595	3 115	278 OTHER CRUDE MINERALS	97 814	2 113	1 166
676 RAILWAY RAILS ETC IRN, STL	448	69	38	287 BASE METAL DRES, CONC NES	1 100	139	76
677 IRN, STL WIRE EXCL W ROD	587	1 387	773	288 NONFERR METAL SCRAP NES	1 840	363	206
678 IRON, STL TUBES, PIPES, ETC	9 649	4 300	2 389	541 MEDICINAL ETC PRODUCTS	1	71	39
679 IRN, STL CASTINGS UNWORKE	166	147	81	551 ESSENTL OIL, PERFUME, ETC	363	120	66
681 SILVER, PLATINUM, ETC	1	418	233	553 PERFUMERY, COSMETICS, ETC	11	82	45
682 COPPER EXC CEMENT COPPER	3 560	6 370	3 562	651 TEXTILE YARN AND THREAD	368	295	174
683 NICKEL	445	1 344	752	714 ENGINES & MOTORS NES	201	1 995	1 123
684 ALUMINIUM	468	599	340	743 PUMPS NES, CENTRIFUGES ETC	317	260	146
689 NON-FER BASE METALS NES	5	73	41	778 ELECTRICAL MACHINERY NES	140	169	93
691 STRUCTURES AND PARTS NES	250	371	219	784 MOTOR VEHCL PTS, ACC NES	319	134	75
692 METAL TANKS, BOXES, ETC	685	758	444	792 AIRCRAFT		110	64
693 WIRE PRODUCTS NON ELECTR	1 169	772	428	793 SHIPS AND BOATS	64 052	2 329	1 426
694 STL, COPPR NAILS, NUTS, ETC	470	785	427	FURNITURE	271	142	78
695 TOOLS	1 201	5 913	3 303	831 TRAVEL GOODS, HANDBAGS	141	163	88
696 CUTLERY	148	1 264	705	842 MENS OUTERWEAR NOT KNIT	976	2 937	1 608
697 BASE MTL HOUSEHOLD EQUIP	47	155	86	843 WOMENS OUTERWEAR NONKNIT	808	7 232	4 024
699 OTHER METAL MANUFACTURES	3 531	6 663	3 722	844 UNDERWEAR NOT KNIT	907	4 968	2 772
700 INDUSTRIAL PLANT, CHAP 84	5 941	81 236	44 372	845 OUTERWEAR KNIT NONELASTC	400	2 193	1 218
703 INDUSTRIAL PLANT, CHAP 85	74	6 217	3 367	846 UNDERWEAR KNITTED	432	1 695	925
711 STEAM BOILERS & AUX PLNT	27	128	69	848 HEADGEAR, NONTXTL CLOTHNG	6	84	48
712 STEAM ENGINES, TURBINES	59	2 515	1 414	851 FOOTWEAR	161	1 007	549
713 INTRNL COMBUS PISTN ENGN	9 247	18 919	10 494	874 MEASURING, CONTROLNG INSTR	1	261	141
714 ENGINES & MOTORS NES	443	879	482	881 PHOTO APPAR & EQUIPT NES	1	101	54
716 ROTATING ELECTRIC PLANT	398	3 700	2 038	882 PHOTO, CINEMA SUPPLIES	27	218	112
718 OTH POWER GENERATG MACHY	135	993	550	896 WORKS OF ART ETC	4	247	138
721 AGRIC MACHY, EXC TRACTORS	102	384	214	971 GOLD, NON MONETARY NES		93	50
723 CIVIL ENGINEERG EQUIP ETC	981	2 291	1 294				
724 TEXTILE, LEATHER MACHNRY	19 969	72 201	40 230	EXPORTS	1 807 399	296 124	165 940
725 PAPER ETC MILL MACHINERY	1 441	4 770	2 672				
726 PRINTG, BKBINDG MACHY, PTS	5 533	22 400	12 490	001 LIVE ANIMALS	22	176	99
727 FOOD MACHY NON-DOMESTIC	479	5 005	2 775	011 MEAT FRESH, CHILLD, FROZEN	859	144	79
728 OTH MACHY FOR SPCL INDUS	11 340	52 556	30 414	022 MILK AND CREAM	554	122	70
736 MACHINE TOOLS FOR METAL	6 075	22 432	12 725	023 BUTTER	701	192	106
737 METALWORKING MACHINRY NES	1 853	6 133	3 429	024 CHEESE AND CURD	2 615	1 256	700
741 HEATING, COOLING EQUIPMNT	3 521	26 162	14 337	034 FISH FRESH, CHILLED, FROZN	1 123	304	173
742 PUMPS FOR LIQUIDS ETC	741	6 424	3 567	041 WHEAT ETC UNMILLED	97 854	1 272	779
743 PUMPS NES, CENTRIFUGES ETC	2 012	14 534	8 064	043 BARLEY UNMILLED	731 673	7 176	4 078
744 MECHANICAL HANDLING EQU	2 785	5 697	3 231	048 CEREAL ETC PREPARATIONS	3 454	2 718	1 526
745 NONELEC MACHY, TOOLS NES	1 906	12 925	7 139	054 VEG ETC FRSH, SMPLY PRSVD	449	89	49
749 NONELEC MACH PTS, ACC NES	8 905	30 338	16 901	057 FRUIT, NUTS, FRESH, DRIED	311	190	104
751 OFFICE MACHINES	206	1 196	664	061 SUGAR AND HONEY	245 734	8 948	5 003
752 AUTOMATIC DATA PROC EQUIP	312	4 411	2 467	062 SUGAR PREPS NON-COCOA	300	215	119
759 OFFICE & ADP MCH PTS, ACC	34	1 177	657	071 COFFEE AND SUBSTITUTES	587	773	436
762 RADIO BROADCAST RECEIVERS	12	80	45	073 CHOCOLATE AND PRODUCTS	293	192	110
763 SOUND RECORDRS, PHONOGRPH	522	9 147	5 067	081 FEEDING STUFF FOR ANIMLS	4 222	1 048	588
764 TELECOM EQPT, PTS, ACC NES	14 764	211 584	117 572	091 MARGARINE AND SHORTENING	1 686	183	99
771 ELECTRIC POWER MACHY NES	222	1 363	732	098 EDIBLE PRODCTS, PREPS NES	2 303	1 730	976
772 SWITCHGEAR ETC & PTS NES	4 283	34 425	19 187	111 NON-ALCOHL BEVERAGES NES	487	52	30
773 ELECTR DISTRIBUTING MACH	1 422	2 559	1 442	112 ALCOHOLIC BEVERAGES	1 060	374	206
774 ELECTRO-MEDCL, XRAY EQUIP	1 122	20 644	11 654	122 TOBACCO MFRS	9 631	15 205	8 329
775 HOUSEHOLD TYPE EQUIP NES	317	1 133	632	233 RUBBER, SYNTHETIC, RECLAIMD	624	206	114
776 TRANSISTORS, VALVES, ETC	1 769	17 691	9 808	278 OTHER CRUDE MINERALS	1 699	84	50
778 ELECTRICAL MACHINERY NES	5 038	23 917	13 302	292 CRUDE VEG MATERIALS NES	75	66	35
781 PASS MOTOR VEH EXC BUSES	5 717	23 618	13 216	322 COAL, LIGNITE, PEAT	25 239	622	348
782 LORRIES, SPCL MTR VEH NES	888	2 401	1 301	334 PETROLEUM PRODUCTS, REFIN	4 332	901	504
784 MOTOR VEHCL PTS, ACC NES	17 378	42 590	23 669	431 PROCDSD ANML VEG OIL, ETC	3 117	546	306
785 MOTOR & OTHER CYCLES ETC	30	160	91	511 HYDROCARBONS NES, DERIVS	362	84	46
786 VEH NES NONMOTR, TRAILERS	522	529	290	512 ALCOHOLS, PHENOLS, ETC	1 218	123	67
791 RAILWAY VEHICLES	42	571	308	513 ORGANIC ACIDS, ETC	1 448	447	250
792 AIRCRAFT	17	2 303	1 294	514 NITROGEN-FNCTN COMPOUNDS	713	336	179
793 SHIPS AND BOATS	10	59	35	515 ORG-INORG COMPOUNDS ETC	595	308	172
801 INDUSTRIAL PLANT, CHAP 90	135	2 801	1 552	516 OTHER ORGANIC CHEMICALS	883	411	228
812 PLUMBG, HEATNG, LGHTNG EQU	73	694	394	522 INORG ELEMNTS, OXIDES, ETC	7 093	513	294
821 FURNITURE	79	207	111	523 OTHR INORGANIC CHEMICALS	22 719	2 334	1 296
842 MENS OUTERWEAR NOT KNIT	14	171	96	531 SYNT DYE, NAT INDGO, LAKES	466	918	511
843 WOMENS OUTERWEAR NONKNIT	17	193	105	532 DYES NES, TANNING PRODS	342	80	42
848 HEADGEAR, NONTXTL CLOTHNG	7	578	320	533 PIGMENTS, PAINTS, ETC	2 333	1 631	906
851 FOOTWEAR	45	122	67	541 MEDICINAL ETC PRODUCTS	1 604	5 378	3 006
871 OPTICAL INSTRUMENTS	23	1 814	1 020	551 ESSENTL OIL, PERFUME, ETC	185	805	450
872 MEDICAL INSTRUMENTS NES	640	6 294	3 527	553 PERFUMERY, COSMETICS, ETC	589	940	519
873 METERS & COUNTERS NES	14	424	234	554 SOAPS, CLEANING ETC PREPS	6 652	2 215	1 242
874 MEASURING, CONTROLNG INSTR	914	28 454	16 006	562 FERTILIZERS MANUFACTURED	1 510	153	83
881 PHOTO APPAR & EQUIPT NES	493	4 398	2 452	582 PROD OF CONDENSATION ETC	6 236	2 629	1 460
882 PHOTO, CINEMA SUPPLIES	10 651	15 374	8 612	583 PROD OF POLYMERIZING ETC	11 233	3 381	1 890
884 OPTICAL GOODS NES	12	1 006	552	584 CELLULOSE DERIVATIVES ETC	721	654	373
885 WATCHES AND CLOCKS	776	7 901	4 390	591 PESTICIDES, DISINFECTANTS	1 029	1 474	810
892 PRINTED MATTER	6 495	9 449	5 216	592 STARCH, INULIN, GLUTEN, ETC	10 491	1 401	782
893 ARTICLES OF PLASTIC NES	2 730	4 799	2 699	598 MISC CHEMICAL PRODS NES	7 908	2 932	1 636
894 TOYS, SPORTING GOODS, ETC	281	1 048	587	605 INDUSTRIAL PLANT, CHAP 73	661	1 535	846
895 OFFICE SUPPLIES NES	651	2 603	1 456	611 LEATHER	41	67	37
896 WORKS OF ART ETC		68	37	612 LEATHER ETC MANUFACTURES	26	55	33
897 GOLD, SILVER WARE, JEWELRY	7	421	235	613 FUR SKINS TANNED, DRESSED	1	133	74
898 MUSICAL INSTRUMENTS, PTS	844	3 693	2 187	621 MATERIALS OF RUBBER	157	178	98
899 OTHER MANUFACTURED GOODS	296	2 562	1 429	625 RUBBER TYRES, TUBES	1 375	860	481
951 WAR FIREARMS, AMMUNITION	3	79	43	628 RUBBER ARTICLES NES	114	377	205
				634 VENEERS, PLYWOOD, ETC	3 510	1 152	636

7 IMPORTS AND EXPORTS (SPECIAL TRADE) BY COUNTRIES OF PRODUCTION AND CONSUMPTION AND BY GROUPS OF THE SITC-REV. II 1987

GROUP DESCRIPTION	DT * 100 KG	1 000 DM	1 000 \$	GROUP DESCRIPTION	DT * 100 KG	1 000 DM	1 000 \$
635 WOOD MANUFACTURES NES	130	77	47	LEBANON			
641 PAPER AND PAPERBOARD	17 347	3 284	1 842	IMPORTS	22 572	19 149	10 680
642 ARTICLES OF PAPER ETC	11 906	4 521	2 504				
651 TEXTILE YARN AND THREAD	1 148	2 045	1 146	056 VEGTBLES ETC PRSVD,PREPO	2 181	253	139
652 COTTON FABRICS,WOVEN	4 264	10 193	5 660	062 SUGAP PREPS NON-COCOA	270	89	48
653 WOVN MAN-MADE FIB FABRIC	1 601	4 388	2 444	098 EDIBLE PRODCTS,PREPS NES	1 374	194	106
654 OTH WOVEN TEXTILE FABRIC	149	647	362	211 HIDES,SKINS,UNDRESSED	39	68	36
655 KNIT ETC FABRICS	404	953	543	288 NONFERR METAL SCRAP NES	9 252	1 803	1 004
656 LACE,RIBBONS,TULLE,ETC	28	178	94	291 CRUDE ANIMAL MTRIALS NES	1 442	7 135	3 993
657 SPECIAL TEXTILE ETC PROD	1 853	1 884	1 042	327 PERFUMERY,COSMETICS,ETC	37	60	31
658 TEXTILE ARTICLES NES	144	587	327	651 TEXTILE YARN AND THREAD	112	66	40
659 FLOOR COVERINGS ETC	282	281	155	684 ALUMINIUM	535	215	122
662 CLAY,REFRACTORY BLDG PRD	15 602	1 937	1 074	689 NON-FER BASE METALS NES	282	74	43
663 OTH NONMETAL MINERAL MFS	3 058	886	498	691 STRUCTURES AND PARTS NES	193	74	41
664 GLASS	11 179	1 326	731	714 ENGINES & MOTORS NES	1	58	32
665 GLASSWARE	1 188	675	366	744 MECHANICAL HANDLING EQU	911	407	242
666 POTTERY	543	918	513	749 NONELEC MACH PTS,ACC NES	46	173	95
667 PEARL,PREC-,SEMI-P STONE	*	*	*	752 AUTOMTIC DATA PROC EQUIP	100	59	59
673 IRON AND STEEL SHAPES	4 305	335	187	759 OFFICE & ADP MCH PTS,ACC	90	50	50
674 IRN,STL UNIV,PLATE,SHEET	22 274	1 776	972	781 PASS MOTOR VEH EXC BUSES	172	320	177
675 IRON,STEEL HOOP,STRIP	486	156	86	783 ROAD MOTOR VEHICLES NES	165	117	65
677 IRN,STL WIRE EXCL W ROD	554	89	48	821 FURNITURE	156	97	54
678 IRON,STL TUBES,PIPES,ETC	1 053	220	118	831 TRAVEL GOODS,HANDBAGS	46	320	180
681 SILVER,PLATINUM,ETC	33	1 343	756	842 MENS OUTERWEAR NOT KNIT	49	139	78
682 COPPER EXC CEMENT COPPER	797	684	385	843 WOMENS OUTERWEAR NONKNIT	43	331	192
684 ALUMINIUM	137	239	132	845 OUTERWEAR KNIT NONELASTC	316	748	411
691 STRUCTURES AND PARTS NES	1 142	830	464	846 UNDERWEAR KNITTED	761	2 016	1 122
692 METAL TANKS,BOXES,ETC	203	364	205	874 MEASURING,CONTROLLNG INSTR	1	69	39
693 WIRE PRODUCTS NON ELECTR	144	77	40	882 PHOTO,CINEMA SUPPLIES	6	60	34
694 STL,COPPR NAILS,NUTS,ETC	199	181	97	892 PRINTED MATTER	241	456	254
695 TOOLS	680	1 401	771	897 GOLD,SILVER WARE,JEWELRY	2	163	99
696 CUTLERY	552	1 972	1 097	EXPORTS	764 114	184 278	102 730
697 BASE MTL HOUSEHOLD EQUIP	1 496	1 573	876				
699 OTHER METAL MANUFACTURES	1 951	2 794	1 550	001 LIVE ANIMALS	4 402	1 423	782
700 INDUSTRIAL PLANT,CHAP 84	250	1 742	975	011 MEAT FRESH,CHILLD,FROZEN	21 753	2 896	1 607
711 STEAM BOILERS & AUX PLNT	481	354	199	014 MEAT PREPD,PRSVD,NES ETC	1 739	430	238
712 STEAM ENGINES,TURBINES		63	34	022 MILK AND CREAM	3 992	918	498
713 INTRNL COMBUS PISTN ENGN	717	2 265	1 259	023 BUTTER	1 088	534	320
714 ENGINES & MOTORS NES	4	354	195	024 CHEESE AND CURD	3 130	768	430
716 ROTATING ELECTRIC PLANT	872	2 171	1 199	046 WHEAT ETC MEAL OR FLOUR	11 234	661	394
721 AGRIC MACHY,EXC TRACTORS	356	622	346	048 CEREAL ETC PREPARATIONS	319	243	136
723 CIVIL ENGINEERG EQUIP ETC	183	503	283	061 SUGAR AND HONEY	246 318	7 540	4 242
724 TBXTILE,LEATHER MACHNRY	758	5 176	2 883	062 SUGAR PREPS NON-COCOA	285	105	60
725 PAPER ETC MILL MACHINERY	56	184	105	072 COCOA	414	147	81
726 PRINTG,BKBINDG MACHY,PTS	90	495	277	073 CHOCOLATE AND PRODUCTS	145	83	47
727 FOOD MACHRY NON-DOMESTIC	154	561	310	081 FEEDING STUFF FOR ANIMLS	1 770	923	505
728 OTH MACHRY FOR SPL INDUS	848	2 247	1 261	091 MARGARINE AND SHORTENING	687	111	61
736 MACHINE TOOLS FOR METAL	216	361	203	098 EDIBLE PRODCTS,PREPS NES	324	179	100
737 METALWORKING MACHNRY NES	26	100	50	122 TOBACCO MFRS	312	329	188
741 HEATING,COOLING EQUIPMNT	1 174	1 922	1 092	233 RUBBER,SYNTHTIC,RECLAIMD	685	138	77
742 PUMPS FOR LIQUIDS ETC	439	1 003	555	251 PULP AND WASTE PAPER	879	108	60
743 PUMPS NES,CENTRFUGES ETC	1 087	2 462	1 375	266 SYNTHETIC FIBRE TO SPIN	2 582	494	273
744 MECHANICAL HANDLING EQU	627	1 174	659	269 WASTE OF TEXTILE FABRICS	5 269	924	530
745 NONELEC MACHY,TOOLS NES	479	2 155	1 206	278 OTHER CRUDE MINERALS	21 495	350	195
749 NONELEC MACH PTS,ACC NES	934	2 700	1 496	291 CRUDE ANIMAL MTRIALS NES	181	136	75
751 OFFICE MACHINES	105	543	304	292 CRUDE VEG MATERIALS NES	48	115	62
752 AUTOMTIC DATA PROC EQUIP	131	3 506	1 964	322 COAL,LIGNITE,PEAT	2 529	62	34
759 OFFICE & ADP MCH PTS,ACC	15	287	159	323 BRIQUETS,COKE,SEMI-COKE	5 000	165	91
761 TELEVISION RECEIVERS	1 375	3 978	2 263	334 PETROLEUM PRODUCTS,REFIN	5 025	769	421
762 RADIO BROADCAST RECEIVRS	82	274	154	335 RESIDUAL PETRLM PROD NES	4 904	453	253
763 SOUND RECORDRS,PHONOGRPH	42	492	275	423 FIXED VEG OILS,SOFT	5 930	620	357
764 TELECOM EQPT,PTS,ACC NES	261	5 398	2 934	431 PROCESS ANML VEG OIL,ETC	11 199	1 021	558
771 ELECTRIC POWER MACHY NES	95	247	131	511 HYDROCARBONS NES,DERIVS	410	160	86
772 SWITCHGEAR ETC & PTS NES	364	1 583	899	512 ALCOHOLS,PHENOLS,ETC	5 154	1 481	809
773 ELECTR DISTRIBUTING MACH	103	170	91	513 ORGANIC ACIDS,ETC	5 316	1 035	577
774 ELECTRO-MEDCL,XRAY EQUIP	73	2 210	1 295	514 NITROGEN-FUNCTN COMPOUNDS	639	248	146
775 HOUSEHOLD TYPE EQUIP NES	6 027	8 438	4 737	515 ORG-INORG COMPOUNDS ETC	61	175	97
776 TRANSISTORS,VALVES,ETC	236	432	240	516 OTHER ORGANIC CHEMICALS	555	287	165
778 ELECTRICAL MACHINERY NES	887	2 902	1 614	522 INORG ELEMNTS,OXIDES,ETC	2 911	485	273
781 PASS MOTOR VEH EXC BUSES	13 937	33 515	18 743	523 OTHR INORGANIC CHEMICALS	1 577	261	144
782 LORRIES,SPL MTR VEH NES	2 579	2 540	1 408	531 SYNT DYE,NAT INDOGO,LAKES	470	1 052	586
784 MOTOR VEHCL PTS,ACC NES	4 151	9 214	5 139	532 DYES NES,TANNING PRODS	2 386	484	250
786 VEH NES NONMOTR,TRAILERS	856	387	213	533 PIGMENTS,PAINTS,ETC	7 445	2 849	1 590
792 AIRCRAFT	1	326	181	541 MEDICINAL ETC PRODUCTS	1 298	7 337	4 136
793 SHIPS AND BOATS	413 444	32 736	17 909	551 ESSENTL OIL,PERFUME,ETC	198	988	549
812 PLUMBG HEATING,LGHTNG EQU	1 397	1 472	830	553 PERFUMERY,COSMETICS,ETC	1 083	931	520
821 FURNITURE	735	1 166	650	554 SOAPS,CLEANING ETC PREPS	10 903	2 654	1 474
831 TRAVEL GOODS,HANDBAGS	21	78	41	562 FERTILIZERS MANUFACTURED	186	69	38
842 MENS OUTERWEAR NOT KNIT	36	284	159	582 PROD OF CONDENSATION ETC	1 707	696	396
843 WOMENS OUTERWEAR NONKNIT	29	585	319	583 PROD OF POLYMERIZING ETC	14 049	2 945	1 641
844 UNDERWEAR NOT KNIT	13	137	72	584 CELLULOSE DERIVATIVES ETC	1 286	611	334
845 UNDERWEAR KNIT NONELASTC	28	463	253	591 PESTICIDES,DISINFECTANTS	1 132	1 171	659
846 UNDERWEAR KNITTED	63	289	160	592 STARCH,INULIN,GLUTEN,ETC	1 153	501	280
847 TXTL CLTHNG ACCESRYS NES	51	235	127	598 MISC CHEMICAL PRODS NES	5 466	2 157	1 199
848 HEADGEAR,NONTXTL CLOTHNG	92	251	137	621 MATERIALS OF RUBBER	1 013	280	155
851 FOOTWEAR	169	715	391	625 RUBBER TYRES,TUBES	21 924	1 327	739
872 MEDICAL INSTRUMENTS NES	136	1 387	768	628 RUBBER ARTICLES NES	335	428	239
873 METERS & COUNTERS NES	11	103	57	634 VENEERS,PLYWOOD,ETC	985	237	136
874 MEASURING,CONTROLLNG INSTR	74	1 627	908	635 WOOD MANUFACTURES NES	516	142	78
881 PHOTO APPAR & EQUIPT NES	45	303	165	641 PAPER AND PAPERBOARD	19 539	3 076	1 748
882 PHOTO,CINEMA SUPPLIES	1 005	1 660	916	642 ARTICLES OF PAPER ETC	1 307	606	338
884 OPTICAL GOODS NES	9	479	270	651 TEXTILE YARN AND THREAD	3 082	2 666	1 490
885 WATCHES AND CLOCKS	26	340	188	652 COTTON FABRICS,WOVEN	1 059	2 467	1 381
892 PRINTED MATTER	618	877	487	653 WOVN MAN-MADE FIB FABRIC	729	1 823	1 021
893 ARTICLES OF PLASTIC NES	2 052	2 561	1 439	654 OTH WOVEN TEXTILE FABRIC	54	180	102
894 TOYS,SPORTING GOODS,ETC	569	1 027	631	655 KNIT ETC FABRICS	644	409	235
895 OFFICE SUPPLIES NES	361	1 147	145	656 LACE,RIBBONS,TULLE,ETC	77	130	75
897 GOLD,SILVER WARE,JEWELRY		288	450	657 SPECIAL TEXTILE ETC PROD	2 476	1 820	1 011
898 MUSICAL INSTRUMENTS,PTS	253	811	606	658 TEXTILE ARTICLES NES	48	119	67
899 OTHER MANUFACTURED GOODS	431	1 089	127	659 FLOOR COVERINGS ETC	440	776	439
941 ZOO ANIMALS,PETS	8	221	44	662 CLAY,REFRACTORY BLDG PRD	5 864	678	371
951 WAR FIREARMS,AMMUNITION	13	79	44	663 OTH NONMETAL MINERAL MFS	993	575	318
971 GOLD,NON MONETARY NES	1	11 411	6 398	665 GLASSWARE	339	339	189

7 IMPORTS AND EXPORTS (SPECIAL TRADE) BY COUNTRIES OF PRODUCTION AND CONSUMPTION AND BY GROUPS OF THE SITC-REV. II 1987

GROUP DESCRIPTION	DT * 100 KG	1 000 DM	1 000 \$	GROUP DESCRIPTION	DT * 100 KG	1 000 DM	1 000 \$
666 POTTERY	146	255	143	054 VEG ETC FRSH, SMLY PRSVD	5 025	403	217
667 PEARL, PREC-, SEMI-P STONE	*	*	061 SUGAR AND HONEY	323 844	10 755	5 901	
674 IRN, STL UNIV, PLATE, SHEET	27 142	3 604	1 994	072 COCOA	531	147	81
675 IRON, STEEL HOOP, STRIP	667	174	94	075 SPICES	174	126	75
678 IRON, STL TUBES, PIPES, ETC	263	122	68	081 FEEDING STUFF FOR ANML	5 351	504	294
681 SILVER, PLATINUM, ETC	4	161	88	098 EDIBLE PRODUCTS, PREPS NES	655	1 029	565
682 COPPER EXC CEMENT COPPER	859	625	348	112 ALCOHOLIC BEVERAGES	566	412	228
684 ALUMINIUM	1 158	678	376	233 RUBBER, SYNTHETIC, RECLAIMD	3 659	946	525
685 LEAD	1 100	152	85	266 SYNTHETIC FIBRE TO SPIN	1 774	604	337
692 METAL TANKS, BOXES, ETC	825	207	117	267 OTHER MAN-MADE FIBRES	3 129	1 322	724
693 WIRE PRODUCTS NON ELECTR	63	84	48	269 WASTE OF TEXTILE FABRICS	8 419	1 107	613
694 STL, COPPR NAILS, NUTS, ETC	667	421	236	278 OTHER CRUDE MINERALS	1 596	445	245
695 TOOLS	210	598	336	291 CRUDE ANIMAL MTRIALS NES	246	776	474
696 CUTLERY	216	805	448	292 CRUDE VEG MATERIALS NES	1 608	1 510	848
697 BASE MTL HOUSEHOLD EQUIP	148	279	151	322 COAL, LIGNITE, PEAT	2 707	91	49
699 OTHER METAL MANUFACTURES	1 131	1 071	596	334 PETROLEUM PRODUCTS, REFIN	760	374	214
711 STEAM BOILERS & AUX PLNT	2	70	39	335 RESIDUAL PETRLM PROD NES	4 964	542	297
713 INTRNL COMBUS PISTN ENGN	1 875	1 786	1 003	423 FIXED VEG OILS, SOFT	19 345	1 649	929
714 ENGINES & MOTORS NES	3	416	228	424 FIXED VEG OIL NONSOFT	762	126	70
716 ROTATING ELECTRIC PLANT	663	1 186	653	431 PROCESD ANML VEG OIL, ETC	7 552	1 118	629
723 CIVIL ENGINEERG EQUIP ETC	633	102	57	511 HYDROCARBONS NES, DERIVS	1 183	232	129
724 TEXTILE, LEATHER MACHNRY	180	1 001	571	512 ALCOHOLS, PHENOLS, ETC	2 198	718	410
725 PAPER ETC MILL MACHINERY	69	162	89	513 ORGANIC ACIDS, ETC	6 135	1 364	799
726 PRINTG, BKBINDG MACHY, PTS	266	250	138	514 NITROGEN-FUNCTN COMPOUNDS	4 272	1 245	653
727 FOOD MACHRY NON-DOMESTIC	8	99	56	515 ORG-INORG COMPOUNDS ETC	90	188	107
728 OTH MACHY FOR SPCL INDUS	1 790	2 343	1 322	516 OTHER ORGANIC CHEMICALS	587	187	107
736 MACHINE TOOLS FOR METAL	610	856	470	522 INORG ELEMNTS, OXIDES, ETC	29 872	1 995	1 129
741 HEATING, COOLING EQUIPMNT	269	585	331	523 OTHR INORGANIC CHEMICALS	20 626	1 798	1 007
742 PUMPS FOR LIQUIDS ETC	306	943	526	524 RADIOACTIVE ETC MATERIAL		71	39
743 PUMPS NES, CENTRIFUGES ETC	372	1 599	893	531 SYNT DYE, NAT INDGO, LAKES	1 437	3 354	1 916
744 MECHANICAL HANDLING EQU	435	503	281	532 DYES NES, TANNING PRODS	996	126	69
745 NONELEC MACHY, TOOLS NES	240	863	489	533 PIGMENTS, PAINTS, ETC	5 258	2 160	1 197
749 NONELEC MACH PTS, ACC NES	1 663	4 177	2 333	541 MEDICINAL ETC PRODUCTS	899	6 066	3 366
751 OFFICE MACHINES	144	1 580	855	551 ESSENTL OIL, PERFUME, ETC	1 151	2 447	1 375
752 AUTOMTIC DATA PROC EQUIP	12	182	101	553 PERFUMERY, COSMETICS, ETC	229	623	349
759 OFFICE & ADP MCH PTS, ACC	11	502	279	554 SOAPS, CLEANING ETC PREPS	21 714	4 830	2 731
761 TELEVISION RECEIVERS	141	319	178	572 EXPLOSIVES, PYROTECH PROD	352	535	324
763 SOUND RECORDRS, PHONOGRPH	5	56	30	582 PROD OF CONDENSATION ETC	14 753	4 919	2 715
764 TELECOM EQPT, PTS, ACC NES	900	792	450	583 PROD OF POLYMERIZING ETC	35 072	6 090	3 473
771 ELECTRIC POWER MACHY NES	653	361	204	584 CELLULOSE DERIVATIVES ETC	3 250	1 358	790
772 SWITCHGEAR ETC & PTS NES	429	1 854	1 025	585 PLASTIC MATERIALS NES	289	407	227
773 ELECTR DISTRIBUTING MACH	57	75	41	591 PESTICIDES, DISINFECTANTS	3 896	4 060	2 272
774 ELECTRO-MEDCL, XRAY EQUIP	25	837	475	592 STARCH, INULIN, GLUTEN, ETC	1 119	273	152
775 HOUSEHOLD TYPE EQUIP NES	1 173	1 437	801	598 MISC CHEMICAL PRODS NES	16 491	5 518	3 100
776 TRANSISTORS, VALVES, ETC	3	115	62	602 INDUSTRIAL PLANT, CHAP 68	400	62	35
778 ELECTRICAL MACHINERY NES	2 213	1 811	1 020	605 INDUSTRIAL PLANT, CHAP 73	1 888	4 847	2 642
781 PASS MOTOR VEH EXC BUSES	79 819	31 180	17 381	612 LEATHER ETC MANUFACTURES	11	142	76
782 LORRIES, SPCL MTR VEH NES	1 708	819	461	621 MATERIALS OF RUBBER	1 257	626	345
783 ROAD MOTOR VEHICLES NES	677	57	33	628 RUBBER ARTICLES NES	721	1 263	709
784 MOTOR VEHCL PTS, ACC NES	131 109	26 178	14 407	634 VENEERS, PLYWOOD, ETC	1 560	729	404
786 VEH NES NONMOTR, TRAILERS	1 437	731	416	635 WOOD MANUFACTURES NES	567	314	174
792 AIRCRAFT	7	54	30	641 PAPER AND PAPERBOARD	11 204	2 586	1 417
812 PLUMB, HEATING, LGHTNG EQU	815	624	349	642 ARTICLES OF PAPER ETC	1 633	981	547
821 FURNITURE	1 218	1 374	785	651 TEXTILE YARN AND THREAD	15 096	6 539	3 640
842 MENS OUTERWEAR NOT KNIT	47	746	424	652 COTTON FABRICS, WOVEN	479	945	532
843 WOMENS OUTERWEAR NONKNIT	106	2 549	1 405	653 WOVN MAN-MADE FIB FABRIC	180	581	329
845 OUTERWEAR KNIT NONELASTIC	54	1 055	582	655 KNIT ETC FABRICS	183	110	64
846 UNDERWEAR KNITTED	15	222	123	657 SPECIAL TEXTILE ETC PROD	3 441	1 800	1 026
847 TXTL CLTHNG ACCESSYS NES	29	124	70	658 TEXTILE ARTICLES NES	736	310	171
848 HEADGEAR, NONTXTL CLOTHING	72	283	163	662 CLAY, REFRACTORY BLDG PRD	27 138	3 031	1 702
871 OPTICAL INSTRUMENTS	7	211	117	663 OTH NONMETAL MINERAL MFS	1 319	878	485
872 MEDICAL INSTRUMENTS NES	291	1 141	636	664 GLASS	1 388	195	109
874 MEASURING, CONTROLLING INSTR	89	3 046	1 721	665 GLASSWARE	249	631	347
881 PHOTO APPAR & EQUIPT NES	21	338	187	666 POTTERY	112	220	125
882 PHOTO, CINEMA SUPPLIES	1 808	2 753	1 535	672 IRON, STL PRIMARY FORMS	1 500	87	48
884 OPTICAL GOODS NES	1	132	74	673 IRON AND STEEL SHAPES	8 847	1 056	588
885 WATCHES AND CLOCKS	3	78	44	674 IRN, STL UNIV, PLATE, SHEET	32 152	2 964	1 672
892 PRINTED MATTER	435	1 151	644	675 IRON, STEEL HOOP, STRIP	32 070	2 228	1 259
893 ARTICLES OF PLASTIC NES	1 278	976	536	677 IRN, STL WIRE EXCL W ROD	571	146	79
894 TOYS, SPORTING GOODS, ETC	243	184	104	678 IRON, STL TUBES, PIPES, ETC	74 318	13 346	7 483
895 OFFICE SUPPLIES NES	75	252	135	681 SILVER, PLATINUM, ETC	62	93	54
897 GOLD, SILVER WARE, JEWELRY		119	63	682 COPPER EXC CEMENT COPPER	1 290	614	343
898 MUSICAL INSTRUMENTS, PTS	30	218	121	683 NICKEL	241	295	162
899 OTHER MANUFACTURED GOODS	86	280	159	684 ALUMINIUM	1 233	828	463
971 GOLD, NON MONETARY NES		98	52	686 ZINC	208	101	55
				691 STRUCTURES AND PARTS NES	11 223	9 664	5 262
				692 METAL TANKS, BOXES, ETC	1 365	2 108	1 170
				694 STL, COPPR NAILS, NUTS, ETC	494	422	228
				695 TOOLS	1 724	2 650	1 480
				696 CUTLERY	72	335	183
				697 BASE MTL HOUSEHOLD EQUIP	2 366	415	229
				699 OTHER METAL MANUFACTURES	4 927	2 166	1 194
				700 INDUSTRIAL PLANT, CHAP 84	1 132	740	407
				703 INDUSTRIAL PLANT, CHAP 85	56	122	67
				711 STEAM BOILERS & AUX PLNT	237	345	190
				713 INTRNL COMBUS PISTN ENGN	2 318	3 121	1 733
				714 ENGINES & MOTORS NES	54	804	449
				716 ROTATING ELECTRIC PLANT	1 189	1 741	984
				718 OTH POWER GENERATG MACHY	66	473	279
				721 AGRIC MACHY, EXC TRACTORS	10 730	15 477	8 619
				722 TRACTORS NON-ROAD	163	180	82
				723 CIVIL ENGINEERG EQUIP ETC	5 813	5 871	3 197
				724 TEXTILE, LEATHER MACHNRY	3 493	10 361	5 781
				725 PAPER ETC MILL MACHINERY	62	220	123
				726 PRINTG, BKBINDG MACHY, PTS	202	701	386
				727 FOOD MACHRY NON-DOMESTIC	117	558	307
				728 OTH MACHY FOR SPCL INDUS	3 309	7 829	4 441
				736 MACHINE TOOLS FOR METAL	327	1 011	565
				737 METALWORKING MACHNRY NES	674	738	405
				741 HEATING, COOLING EQUIPMNT	10 381	12 070	6 769
				742 PUMPS FOR LIQUIDS ETC	1 882	6 376	3 536
				743 PUMPS NES, CENTRIFUGES ETC	849	2 329	1 293
				744 MECHANICAL HANDLING EQU	976	789	443
				745 NONELEC MACHY, TOOLS NES	2 661	4 594	2 556
				749 NONELEC MACH PTS, ACC NES	2 893	8 205	4 542
SYRIA							
IMPORTS							
054 VEG ETC FRSH, SMLY PRSVD	1 114	285	157	697 BASE MTL HOUSEHOLD EQUIP	2 366	415	229
056 VEGETBLES ETC PRSVD, PREPD	2 456	983	546	699 OTHER METAL MANUFACTURES	4 927	2 166	1 194
212 FUR SKINS UNDRRESSED	72	345	189	700 INDUSTRIAL PLANT, CHAP 84	1 132	740	407
263 COTTON	68 958	9 750	5 450	703 INDUSTRIAL PLANT, CHAP 85	56	122	67
288 NONFERR METAL SCRAP NES	1 563	332	185	711 STEAM BOILERS & AUX PLNT	237	345	190
291 CRUDE ANIMAL MTRIALS NES	2 218	12 070	6 760	713 INTRNL COMBUS PISTN ENGN	2 318	3 121	1 733
333 CRUDE PETROLEUM	9 612 859	202 015	112 223	714 ENGINES & MOTORS NES	54	804	449
651 TEXTILE YARN AND THREAD	3 669	1 682	944	716 ROTATING ELECTRIC PLANT	1 189	1 741	984
658 TEXTILE ARTICLES NES	64	79	47	718 OTH POWER GENERATG MACHY	66	473	279
714 ENGINES & MOTORS NES	4	127	71	721 AGRIC MACHY, EXC TRACTORS	10 730	15 477	8 619
716 ROTATING ELECTRIC PLANT	100	263	142	722 TRACTORS NON-ROAD	163	180	82
763 SOUND RECORDRS, PHONOGRPH	1	150	81	723 CIVIL ENGINEERG EQUIP ETC	5 813	5 871	3 197
764 TELECOM EQPT, PTS, ACC NES	2	169	95	724 TEXTILE, LEATHER MACHNRY	3 493	10 361	5 781
781 PASS MOTOR VEH EXC BUSES	170	557	308	725 PAPER ETC MILL MACHINERY	62	220	123
831 TRAVEL GOODS, HANDBAGS	39	210	119	726 PRINTG, BKBINDG MACHY, PTS	202	701	386
847 TXTL CLTHNG ACCESSYS NES	61	123	71	727 FOOD MACHRY NON-DOMESTIC	117	558	307
894 TOYS, SPORTING GOODS, ETC	45	77	41	728 OTH MACHY FOR SPCL INDUS	3 309	7 829	4 441
896 WORKS OF ART ETC	6	67	37	736 MACHINE TOOLS FOR METAL	327	1 011	565
				737 METALWORKING MACHNRY NES	674	738	405
				741 HEATING, COOLING EQUIPMNT	10 381	12 070	6 769
				742 PUMPS FOR LIQUIDS ETC	1 882	6 376	3 536
				743 PUMPS NES, CENTRIFUGES ETC	849	2 329	1 293
				744 MECHANICAL HANDLING EQU	976	789	443
				745 NONELEC MACHY, TOOLS NES	2 661	4 594	2 556
				749 NONELEC MACH PTS, ACC NES	2 893	8 205	4 542
EXPORTS							
001 LIVE ANIMALS	11 975	6 402	3 546	743 PUMPS NES, CENTRIFUGES ETC	849	2 329	1 293
022 MILK AND CREAM	500	129	71	744 MECHANICAL HANDLING EQU	976	789	443
024 CHEESE AND CURD	3 929	1 513	926	745 NONELEC MACHY, TOOLS NES	2 661	4 594	2 556
048 CEREAL ETC PREPARATIONS	577	173	97	749 NONELEC MACH PTS, ACC NES	2 893	8 205	4 542

7 IMPORTS AND EXPORTS (SPECIAL TRADE) BY COUNTRIES OF PRODUCTION AND CONSUMPTION AND BY GROUPS OF THE SITC-REV. II 1987

GROUP DESCRIPTION	DT * 100 KG	1 000 DM	1 000 \$	GROUP DESCRIPTION	DT * 100 KG	1 000 DM	1 000 \$
751 OFFICE MACHINES	52	230	127	551 ESSENTL OIL, PERFUME, ETC	98	583	332
752 AUTOMATIC DATA PROC EQUIP	31	602	336	554 SOAPS, CLEANING ETC PREPS	2 849	1 956	1 104
759 OFFICE & ADP MCH PTS, ACC	4	113	66	582 PROD OF CONDENSATION ETC	34 244	18 075	10 003
763 SOUND RECORDRS, PHONOGRAPH	3	101	54	583 PROD OF POLYMERIZING ETC	48 049	15 304	8 472
764 TELECOM EQPT, PTS, ACC NES	33	868	472	584 CELLULOSE DERIVATIVES ETC	100	111	60
771 ELECTRIC POWER MACHY NES	496	749	414	591 PESTICIDES, DISINFECTANTS	519	772	458
772 SWITCHGEAR ETC & PTS NES	2 002	6 426	3 557	592 STARCH, INULIN, GLUTEN, ETC	446	404	227
773 ELECTR DISTRIBUTING MACH	2 431	2 226	1 210	598 MISC CHEMICAL PRODS NES	28 472	10 180	5 781
774 ELECTRO-MEDCL, XRAY EQUIP	147	4 169	2 287	605 INDUSTRIAL PLANT, CHAP 73	1 472	937	507
775 HOUSEHOLD TYPE EQUIP NES	730	1 478	835	621 MATERIALS OF RUBBER	773	1 190	664
776 TRANSISTORS, VALVES, ETC	5	712	411	625 RUBBER TYRES, TUBES	1 106	985	550
778 ELECTRICAL MACHINERY NES	306	1 034	567	628 RUBBER ARTICLES NES	259	942	538
781 PASS MOTOR VEH EXC BUSES	4 924	20 972	11 800	634 VENEERS, PLYWOOD, ETC	2 833	655	355
782 LORRIES, SPCL MTR VEH NES	2 796	4 053	2 248	635 WOOD MANUFACTURES NES	1 600	1 085	603
783 ROAD MOTOR VEHICLES NES	780	105	58	641 PAPER AND PAPERBOARD	4 900	1 664	945
784 MOTOR VEHCL PTS, ACC NES	21 030	8 461	4 830	642 ARTICLES OF PAPER ETC	18 093	5 911	3 296
786 VEH NES NONMOTR, TRAILERS	1 095	704	394	651 TEXTILE YARN AND THREAD	283	320	183
801 INDUSTRIAL PLANT, CHAP 90	1 750	12 936	6 996	652 COTTON FABRICS, WOVEN	25	254	143
802 INDUSTRIAL PLANT, CHAP 94	1 323	2 813	1 532	653 WOVN MAN-MADE FIB FABRIC	80	226	123
812 PLUMBG, HEATING, LIGHTNG EQU	935	663	363	656 LACE, RIBBONS, TULLE, ETC	31	101	58
821 FURNITURE	304	510	280	657 SPECIAL TEXTILE ETC PROD	2 473	2 872	1 642
843 WOMENS OUTERWEAR NONKNIT	3	121	66	658 TEXTILE ARTICLES NES	1 042	1 377	764
845 OUTERWEAR KNIT NONELASTC	8	79	43	659 FLOOR COVERINGS ETC	114	270	150
848 HEADGEAR, NONTXTL CLOTHNG	19	57	34	661 CEMENT ETC BUILDING PROD	5 270	180	97
871 OPTICAL INSTRUMENTS	4	98	55	662 CLAY, REFRACTORY BLDG PRD	19 988	4 013	2 220
872 MEDICAL INSTRUMENTS NES	139	1 348	753	663 OTH NONMETAL MINERAL MFS	8 939	4 462	2 515
874 MEASURING, CONTROLNG INSTR	289	4 052	2 260	664 GLASS	805	416	230
881 PHOTO APPAR & EQUIPT NES	27	232	130	665 GLASSWARE	350	674	375
882 PHOTO, CINEMA SUPPLIES	1 134	1 385	755	671 PIG IRON ETC	5 327	730	439
884 OPTICAL GOODS NES	2	227	126	672 IRON, STL PRIMARY FORMS	188 030	14 843	8 733
885 WATCHES AND CLOCKS	39	360	200	673 IRON AND STEEL SHAPES	30 013	6 455	3 616
892 PRINTED MATTER	855	411	226	674 IRN, STL UNIV, PLATE, SHEET	23 023	4 837	2 634
893 ARTICLES OF PLASTIC NES	1 020	1 505	835	675 IRON, STEEL HOOP, STRIP	36 987	10 549	6 050
894 TOYS, SPORTING GOODS, ETC	586	1 288	699	676 RAILWAY RAILS ETC IRN, STL	4 016	2 043	1 115
895 OFFICE SUPPLIES NES	129	314	172	677 IRN, STL WIRE EXCL W ROD	3 346	797	465
898 MUSICAL INSTRUMENTS PTS	124	242	136	678 IRON, STL TUBES, PIPES, ETC	52 903	18 036	10 362
899 OTHER MANUFACTURED GOODS	1 054	1 003	555	679 IRN, STL CASTINGS UNWORKE	6 883	2 341	1 350
				681 SILVER, PLATINUM, ETC	1	119	71
IRAQ				682 COPPER EXC CEMENT COPPER	31 994	12 076	6 784
IMPORTS	25 676 132	722 333	403 781	683 NICKEL	262	565	317
057 FRUIT, NUTS, FRESH, DRIED	3 891	1 891	1 077	684 ALUMINIUM	9 651	4 963	2 940
058 FRUIT PRESERVED, PREPARED	420	90	50	685 LEAD	15 239	2 239	1 371
288 NONFERR METAL SCRAP NES	3 520	943	564	686 ZINC	10 457	1 719	926
333 CRUDE PETROLEUM	21 988 807	537 740	300 349	691 STRUCTURES AND PARTS NES	85 236	26 027	14 517
334 PETROLEUM PRODUCTS, REFIN	3 460 097	105 054	58 978	692 METAL TANKS, BOXES, ETC	2 645	1 597	895
335 RESIDUAL PETRLM PROD NES	8 281	975	535	693 WIRE PRODUCTS NON ELECTR	1 318	509	283
562 FERTILIZERS MANUFACTURED	150 138	3 499	1 918	694 STL, COPPR NAILS, NUTS, ETC	1 715	1 433	813
628 RUBBER ARTICLES NES	19	73	40	695 TOOLS	719	16 209	9 167
682 COPPER EXC CEMENT COPPER	1 318	458	281	696 CUTLERY	403	2 045	1 102
713 INTRNL COMBUS PISTN ENGN	93	211	116	697 BASE MTL HOUSEHOLD EQUIP	777	1 637	956
714 ENGINES & MOTORS NES	474	18 626	10 577	699 OTHER METAL MANUFACTURES	36 345	24 717	14 003
716 ROTATING ELECTRIC PLANT	517	291	162	700 INDUSTRIAL PLANT, CHAP 84	2 079	23 848	13 048
718 OTH POWER GENERATEG MACHY	40	88	50	703 INDUSTRIAL PLANT, CHAP 85	833	5 465	3 103
723 CIVIL ENGINEERG EQUIP ETC	2 901	1 828	997	711 STEAM BOILERS & AUX PLNT	82	502	279
742 PUMPS FOR LIQUIDS ETC	13	460	255	712 STEAM ENGINES, TURBINES	36	228	132
743 PUMPS NES, CENTRIFUGES ETC	239	544	306	713 INTRNL COMBUS PISTN ENGN	3 110	20 508	11 316
744 MECHANICAL HANDLING EQU	551	155	83	714 ENGINES & MOTORS NES	105	19 536	10 813
749 NONELEC MACH PTS, ACC NES	33	482	267	716 ROTATING ELECTRIC PLANT	3 682	12 338	6 774
764 TELECOM EQPT, PTS, ACC NES	2	469	265	718 OTH POWER GENERATEG MACHY	67	691	383
781 PASS MOTOR VEH EXC BUSES	317	134	76	721 AGRIC MACHY, EXC TRACTORS	1 885	7 255	3 995
782 LORRIES, SPCL MTR VEH NES	710	445	243	723 CIVIL ENGINEERG EQUIP ETC	5 433	12 814	7 248
784 MOTOR VEHCL PTS, ACC NES	25	68	38	724 TEXTILE, LEATHER MACHNRY	756	7 957	4 401
792 AIRCRAFT	43	8 743	4 834	725 PAPER ETC MILL MACHINERY	93	1 186	656
812 PLUMBG, HEATING, LIGHTNG EQU	8	263	141	726 PRINTG, BKBINDG MACHY, PTS	644	2 677	1 466
874 MEASURING, CONTROLNG INSTR	8	491	272	727 FOOD MACHRY NON-DOMESTIC	220	1 493	816
896 WORKS OF ART ETC		85	47	728 OTH MACHY FOR SPCL INDUS	3 339	15 152	8 553
				736 MACHINE TOOLS FOR METAL	3 603	29 506	16 740
				737 METALWORKING MACHNRY NES	488	3 352	1 890
				741 HEATING, COOLING EQUIPMNT	4 788	22 585	12 610
EXPORTS	1 096 272	822 896	462 329	742 PUMPS FOR LIQUIDS ETC	3 758	19 589	10 985
001 LIVE ANIMALS	10 764	4 469	2 568	743 PUMPS NES, CENTRIFUGES ETC	2 605	13 312	7 452
011 MEAT FRESH, CHILLD, FROZEN	6 976	2 943	1 625	744 MECHANICAL HANDLING EQU	5 658	11 336	6 430
014 MEAT PREPD, PRSVD, NES ETC	131	121	63	745 NONELEC MACHY, TOOLS NES	1 357	7 285	4 025
022 MILK AND CREAM	29 279	10 296	5 848	749 NONELEC MACH PTS, ACC NES	17 683	21 585	12 138
023 BUTTER	67	66	37	751 OFFICE MACHINES	36	252	142
024 CHEESE AND CURD	163	154	86	752 AUTOMATIC DATA PROC EQUIP	9	483	264
054 VEG ETC FRSH, SMPLY PRSVD	386	363	208	759 OFFICE & ADP MCH PTS, ACC	48	340	183
056 VEGTBLES ETC PRSVD, PREPD	697	173	96	763 SOUND RECORDRS, PHONOGRPH	9	367	208
057 FRUIT, NUTS, FRESH, DRIED	36	86	48	764 TELECOM EQPT, PTS, ACC NES	405	15 279	8 443
058 FRUIT PRESERVED, PREPARED	218	80	43	771 ELECTRIC POWER MACHY NES	2 339	7 776	4 317
061 SUGAR AND HONEY	32 398	1 600	887	772 SWITCHGEAR ETC & PTS NES	1 572	13 731	7 693
096 EDIBLE PRODUCTS, PREPS NES	17 788	7 977	4 379	773 ELECTR DISTRIBUTING MACH	5 817	4 032	2 253
112 ALCOHOLIC BEVERAGES	3 259	434	240	774 ELECTRO-MEDCL, XRAY EQUIP	20	758	422
122 TOBACCO MFRS	6 821	6 865	3 800	775 HOUSEHOLD TYPE EQUIP NES	800	2 344	1 355
233 RUBBER, SYNTHETIC, RECLAIMD	1 541	280	157	776 TRANSISTORS, VALVES, ETC	16	854	471
248 WOOD SHAPED	10 047	558	302	778 ELECTRICAL MACHINERY NES	3 879	8 697	4 961
278 OTHER CRUDE MINERALS	1 668	396	238	781 PASS MOTOR VEH EXC BUSES	1 326	5 619	3 192
292 CRUDE VEG MATERIALS NES	416	761	439	782 LORRIES, SPCL MTR VEH NES	2 827	4 563	2 529
322 COAL, LIGNITE, PEAT	1 569	91	55	783 ROAD MOTOR VEHICLES NES	240	359	207
334 PETROLEUM PRODUCTS, REFIN	2 220	963	538	784 MOTOR VEHCL PTS, ACC NES	5 534	21 667	12 237
424 FIXED VEG OIL NONSOFT	2 285	311	173	786 VEH NES NONMOTR, TRAILERS	2 251	7 376	4 238
511 HYDROCARBONS NES, DERIVS	4 096	1 288	699	791 RAILWAY VEHICLES	12	68	37
512 ALCOHOLS, PHENOLS, ETC	519	367	199	792 AIRCRAFT	19	5 600	3 202
513 ORGANIC ACIDS, ETC	4 001	968	533	793 SHIPS AND BOATS	21 300	10 184	5 465
514 NITROGEN-FUNCTN COMPOUNDS	2 458	1 084	601	801 INDUSTRIAL PLANT, CHAP 90	2 856	45 801	26 396
515 ORG-INORG COMPOUNDS ETC	52	4 973	2 738	812 PLUMBG, HEATING, LIGHTNG EQU	1 451	3 187	1 782
516 OTHER ORGANIC CHEMICALS	302	422	239	821 FURNITURE	2 236	2 029	1 110
522 INORG ELEMNTS, OXIDES, ETC	21 234	8 291	4 596	848 HEADGEAR, NONTXTL CLOTHNG	236	890	544
523 OTHR INORGANIC CHEMICALS	21 590	2 687	1 516	871 OPTICAL INSTRUMENTS	67	3 275	1 961
524 RADIOACTIVE ETC MATERIAL		264	143	872 MEDICAL INSTRUMENTS NES	239	5 162	2 955
531 SYNT DYE, NAT INDGO, LAKES	327	595	335	874 MEASURING, CONTROLNG INSTR	1 063	21 434	12 112
532 DYES NES, TANNING PRODS	308	78	43	881 PHOTO APPAR & EQUIPT NES	63	913	506
533 PIGMENTS, PAINTS, ETC	15 518	6 636	3 698	882 PHOTO, CINEMA SUPPLIES	627	1 165	653
541 MEDICINAL ETC PRODUCTS	1 226	6 644	3 696	884 OPTICAL GOODS NES		289	168
				885 WATCHES AND CLOCKS	1	53	30

7 IMPORTS AND EXPORTS (SPECIAL TRADE) BY COUNTRIES OF PRODUCTION AND CONSUMPTION AND BY GROUPS OF THE SITC-REV. II 1987

GROUP DESCRIPTION	DT = 100 KG	1 000 DM	1 000 \$	GROUP DESCRIPTION	DT = 100 KG	1 000 DM	1 000 \$
892 PRINTED MATTER	630	1 111	616	598 MISC CHEMICAL PRODS NES	201 106	48 479	26 973
893 ARTICLES OF PLASTIC NES	5 316	2 460	1 962	605 INDUSTRIAL PLANT, CHAP 73	32 939	60 561	32 686
894 TOYS, SPORTING GOODS, ETC	30	152	91	621 MATERIALS OF RUBBER	1 886	2 287	1 254
895 OFFICE SUPPLIES NES	161	440	243	625 RUBBER TYRES, TUBES	20 133	8 816	4 823
897 GOLD, SILVER WARE, JEWELRY	4	160	88	628 RUBBER ARTICLES NES	4 025	10 089	5 606
898 MUSICAL INSTRUMENTS, PTS	9	105	57	641 PAPER AND PAPERBOARD	217 936	46 234	25 929
899 OTHER MANUFACTURED GOODS	56	810	455	642 ARTICLES OF PAPER ETC	31 003	6 196	3 412
IRAN				651 TEXTILE YARN AND THREAD	1 899	2 821	1 559
IMPORTS	10 760 941	897 986	500 006	652 COTTON FABRICS, WOVEN	83	185	100
034 FISH FRESH, CHILLED, FROZEN	466	546	301	653 WOVEN MAN-MADE FIB FABRIC	3 642	3 573	1 982
037 FISH ETC PRSPD PRSVD NES	501	12 355	7 022	654 OTH WOVEN TEXTILE FABRIC	70	194	111
054 VEG ETC FRSH, SMPLY PRSVD	4 964	1 053	584	655 KNIT ETC FABRICS	17	81	46
056 VEGTBLES ETC PRSVD, PRSPD	1 195	170	95	656 LACE, RIBBONS, TULLE, ETC	82	203	112
057 FRUIT, NUTS, FRESH, DRIED	291 476	124 681	69 437	657 SPECIAL TEXTILE ETC PROD	1 487	4 178	2 319
058 FRUIT PRESERVED, PREPARED	3 998	2 483	1 390	658 TEXTILE ARTICLES NES	1 220	99	55
061 SUGAR AND HONEY	111 726	1 672	916	659 FLOOR COVERINGS ETC	6	69	38
211 HIDES, SKINS, UNDRESSED	489	509	281	661 CEMENT ETC BUILDING PROD	585	107	61
263 COTTON	219 247	20 165	11 087	662 CLAY, REFRACTORY BLDG PRD	116 420	13 627	7 521
268 WOOL(EXC TOPS), ANML HAIR	149	1 311	729	663 OTH NONMETAL MINERAL MFS	42 020	28 502	15 778
273 STONE, SAND AND GRAVEL	2 724	83	47	664 GLASS	6 845	2 270	1 248
287 BASE METAL ORES, CONC NES	86 353	3 548	2 057	665 GLASSWARE	20 767	14 283	7 953
289 PREC METAL ORE, WASTE NES		236	131	671 PIG IRON ETC	21 490	4 370	2 400
291 CRUDE ANIMAL MTRIALS NES	5 859	26 662	14 979	672 IRON, STL PRIMARY FORMS	217 176	14 134	7 823
292 CRUDE VEG MATERIALS NES	7 470	4 168	2 323	673 IRON AND STEEL SHAPES	81 868	16 462	9 192
333 CRUDE PETROLEUM	9 965 725	241 592	133 323	674 IRN, STL UNIV, PLATE, SHEET	206 196	23 787	13 263
541 MEDICINAL ETC PRODUCTS	92	218	122	675 IRON, STEEL HOOP, STRIP	47 454	7 323	4 089
658 TEXTILE ARTICLES NES	76	201	107	676 RAILWAY RAILS ETC IRN, STL	18 081	7 430	4 056
659 FLOOR COVERINGS ETC	38 811	402 700	225 307	677 IRN, STL WIRE EXCL W ROD	8 498	3 132	1 734
682 COPPER EXC CEMENT COPPER	10 152	2 958	1 601	678 IRON, STL TUBES, PIPES, ETC	94 809	24 742	14 050
695 TOOLS	2	55	31	679 IRN, STL CASTINGS UNWORKE	358	119	65
697 BASE MTL HOUSEHOLD EQUIP	64	70	40	681 SILVER, PLATINUM, ETC	112	806	450
714 ENGINES & MOTORS NES	1 356	21 961	12 144	682 COPPER EXC CEMENT COPPER	35 132	17 493	9 777
716 ROTATING ELECTRIC PLANT	4	388	218	683 NICKEL	508	1 280	704
741 HEATING, COOLING EQUIPMNT	1	134	74	684 ALUMINIUM	15 613	10 085	5 687
742 PUMPS FOR LIQUIDS ETC	2	54	31	685 LEAD	261	102	57
743 PUMPS NES, CENTRIFUGES ETC	3	347	193	686 ZINC	13 395	2 254	1 282
745 NONELEC MACHY, TOOLS NES	38	136	73	687 TIN	89	116	66
749 NONELEC MACH PTS, ACC NES	14	751	417	691 STRUCTURES AND PARTS NES	1 714	1 148	633
764 TELECOM EQPT, PTS, ACC NES	7	151	84	692 METAL TANKS, BOXES, ETC	2 555	2 326	1 304
781 PASS MOTOR VEH EXC BUSES	110	110	62	693 WIRE PRODUCTS NON ELECTR	1 969	1 373	774
792 AIRCRAFT	301	1 166	654	694 STL, COPPR NAILS, NUTS, ETC	10 610	6 074	3 398
842 MENS OUTERWEAR NOT KNIT	99	97	54	695 TOOLS	10 045	73 247	40 781
845 OUTERWEAR KNIT NONELASTC	40	89	51	696 CUTLERY	745	4 221	2 367
874 MEASURING CONTROLING INSTR	3	532	292	697 BASE MTL HOUSEHOLD EQUIP	61	379	205
892 PRINTED MATTER	78	142	78	699 OTHER METAL MANUFACTURES	74 780	43 831	24 503
896 WORKS OF ART ETC	6	281	150	700 INDUSTRIAL PLANT, CHAP 84	41 623	94 391	51 513
EXPORTS	4 792 747	2 831 566	1 581 418	703 INDUSTRIAL PLANT CHAP 85	22 251	60 451	32 804
001 LIVE ANIMALS	10 175	8 341	4 604	711 STEAM BOILERS & AUX PLNT	2 458	4 594	2 579
011 MEAT FRESH, CHILLED, FROZEN	130 117	42 224	23 336	712 STEAM ENGINES, TURBINES	1 280	22 594	12 609
022 MILK AND CREAM	8 180	1 275	704	713 INTRNL COMBUS PISTN ENGN	48 327	114 103	63 782
023 BUTTER	25 390	5 615	3 072	714 ENGINES & MOTORS NES	229	11 454	6 481
024 CHEESE AND CURD	236 773	45 283	25 000	716 ROTATING ELECTRIC PLANT	13 989	35 924	20 075
025 EGGS BIRDS, FRESH, PRSRVD	800	1 614	887	718 OTH POWER GENERATG MACHY	608	1 988	1 093
041 WHEAT ETC UNMILLED	79 901	1 157	631	721 AGRIC MACHY, EXC TRACTORS	633	1 954	1 116
058 FRUIT PRESERVED, PREPARED	949	187	101	723 CIVIL ENGINEERG EQUIP ETC	7 563	9 651	5 353
061 SUGAR AND HONEY	773 613	28 376	15 920	724 TEXTILE, LEATHER MACHNRY	18 218	58 397	32 573
072 COCOA	169	61	33	725 PAPER ETC MILL MACHINERY	182	1 340	747
075 SPICES	102	139	75	726 PRINTG, BKBINDG MACHY, PTS	566	3 924	2 258
081 FEEDING STUFF FOR ANIMLS	17 463	3 879	2 131	727 FOOD MACHRY NON-DOMESTIC	1 103	3 674	2 010
098 EDIBLE PRODUCTS, PREPS NES	24 816	13 642	7 714	728 OTH MACHRY FOR SPCL INDUS	15 228	51 249	28 798
111 NON-ALCOHOL BEVERAGES NES	1 720	197	108	736 MACHINE TOOLS FOR METAL	33 280	195 651	110 815
122 TOBACCO MFRS	29 500	48 777	27 466	737 METALWORKING MACHNRY NES	1 757	16 424	9 094
232 NATURAL RUBBER, GUMS	193	55	30	741 HEATING, COOLING EQUIPMNT	14 470	39 698	22 272
233 RUBBER, SYNTHETIC, RECLAIMD	20 204	4 723	2 608	742 PUMPS FOR LIQUIDS ETC	6 570	32 652	18 346
251 PULP AND WASTE PAPER	18 416	2 144	1 181	743 PUMPS NES, CENTRIFUGES ETC	23 644	44 079	24 696
266 SYNTHETIC FIBRE TO SPIN	43 163	11 308	6 356	744 MECHANICAL HANDLING EQU	9 807	20 868	11 652
267 OTHER MAN-MADE FIBRES	7 901	3 850	2 174	745 NONELEC MACHY, TOOLS NES	3 056	15 057	8 548
273 STONE, SAND AND GRAVEL	3 921	282	158	749 NONELEC MACH PTS, ACC NES	20 907	69 219	38 783
278 OTHER CRUDE MINERALS	3 114	442	242	751 OFFICE MACHINES	159	924	519
287 BASE METAL ORES, CONC NES	3 040	641	347	752 AUTOMATIC DATA PROC EQUIP	464	32 155	19 030
292 CRUDE VEG MATERIALS NES	105	329	179	759 OFFICE & ADP MCH PTS, ACC	151	2 982	1 750
334 PETROLEUM PRODUCTS, REFIN	16 389	6 393	3 548	761 TELEVISION RECEIVERS	8	116	64
335 RESIDUAL PETRLM PROD NES	33 589	4 496	2 477	763 SOUND RECORDRS, PHONOGRPH	7 211	148	83
411 ANIMAL OILS AND FATS	72 854	6 228	3 567	764 TELECOM EQPT, PTS, ACC NES	7 211	138 641	76 439
423 FIXED VEG OILS, SOFT	13 246	2 320	1 281	771 ELECTRIC POWER MACHY NES	10 618	15 524	8 794
424 FIXED VEG OIL NONSOFT	1 939	224	126	772 SWITCHGEAR ETC & PTS NES	11 983	66 580	37 129
431 PROCESD ANML VEG OIL, ETC	91 460	10 032	5 628	773 ELECTR DISTRIBUTING MACH	45 341	27 326	15 147
511 HYDROCARBONS NES, DERIVS	19 653	4 369	2 400	774 ELECTRO-MEDCL, XRAY EQUIP	268	8 250	4 491
512 ALCOHOLS, PHENOLS, ETC	24 923	6 309	3 501	775 HOUSEHOLD TYPE EQUIP NES	1 886	3 827	2 131
513 ORGANIC ACIDS, ETC	205 227	26 842	15 448	776 TRANSISTORS, VALVES, ETC	2 642	7 581	4 163
514 NITROGEN-FUNCTN COMPOUNDS	35 917	20 807	11 601	778 ELECTRICAL MACHINERY NES	9 807	23 766	13 148
515 ORG-INORG COMPOUNDS ETC	3 686	4 076	2 269	781 PASS MOTOR VEH EXC BUSES	986	2 578	1 400
516 OTHER ORGANIC CHEMICALS	13 287	6 006	3 337	782 LORRIES, SPCL MTR VEH NES	9 823	17 234	10 039
522 INORG ELEMNTS, OXIDES, ETC	34 638	7 948	4 409	784 MOTOR VEHCL PTS, ACC NES	171 474	258 085	142 966
523 OTHR INORGANIC CHEMICALS	160 896	23 021	12 821	785 MOTOR & OTHER CYCLES ETC	828	2 651	1 453
524 RADIOACTIVE ETC MATERIAL		1 007	562	786 VEH NES NONMOTR, TRAILERS	317	945	517
531 SYNT DYE, NAT INDOGO, LAKES	4 893	12 144	6 802	791 RAILWAY VEHICLES	1 700	2 827	1 537
532 DYES NES, TANNING PRODS	312	99	54	792 AIRCRAFT	47	1 096	617
533 PIGMENTS, PAINTS, ETC	17 343	14 007	7 800	793 SHIPS AND BOATS	506	2 047	1 224
541 MEDICINAL ETC PRODUCTS	41 757	66 728	48 481	812 PLUMBGB, HEATING, LGHTNG EQU	1 496	2 709	1 494
551 ESSENTL OIL, PERFUME, ETC	1 488	2 854	1 610	821 FURNITURE	304	1 858	1 040
552 PERFUMERY, COSMETICS, ETC	536	242	132	831 TRAVEL GOODS, HANDBAGS	5	95	52
554 SOAPS, CLEANING ETC PREPS	89 223	19 340	10 777	842 MENS OUTERWEAR NOT KNIT	10	77	43
562 FERTILIZERS MANUFACTURED	1 097	201	118	847 TXTL CLTHNG ACCSRYs NES	26	141	80
582 PROD OF CONDENSATION ETC	52 711	22 020	12 185	848 HEADGEAR, NONTXTL CLOTHING	154	838	475
583 PROD OF POLYMERIZING ETC	199 638	45 609	25 654	871 OPTICAL INSTRUMENTS	163	9 652	5 337
584 CELLULOSE DERIVATIVES ETC	5 442	4 613	2 564	872 MEDICAL INSTRUMENTS NES	9 872	61 826	34 910
585 PLASTIC MATERIALS NES	1 837	1 205	660	873 METERS & COUNTERS NES	401	862	469
591 PESTICIDES, DISINFECTANTS	25 581	33 459	18 999	874 MEASURING, CONTROLING INSTR	3 099	46 969	26 307
592 STARCH, INULIN, GLUTEN, ETC	6 679	2 743	1 574	881 PHOTO APPAR & EQUIPT NES	284	3 114	1 761
				882 PHOTO, CINEMA SUPPLIES	6 997	9 417	5 281
				884 OPTICAL GOODS NES	19	1 308	723
				885 WATCHES AND CLOCKS	205	1 355	746
				892 PRINTED MATTER	752	5 725	3 170
				893 ARTICLES OF PLASTIC NES	5 476	7 323	4 033

7 IMPORTS AND EXPORTS (SPECIAL TRADE) BY COUNTRIES OF PRODUCTION AND CONSUMPTION AND BY GROUPS OF THE SITC-REV. II 1987

GROUP DESCRIPTION	DT * 100 KG	1 000 DM	1 000 \$	GROUP DESCRIPTION	DT * 100 KG	1 000 DM	1 000 \$
894 TOYS, SPORTING GOODS, ETC	110	2 589	1 436	745 NONELEC MACHY, TOOLS NES	623	2 211	1 222
895 OFFICE SUPPLIES NES	2 189	4 644	2 565	749 NONELEC MACH PTS, ACC NES	954	4 135	2 289
897 GOLD, SILVER WARE, JEWELRY		93	56	751 OFFICE MACHINES	8	218	126
898 MUSICAL INSTRUMENTS, PTS	694	2 294	1 283	752 AUTOMATIC DATA PROC EQUIP	766	27 230	15 076
899 OTHER MANUFACTURED GOODS	1 508	3 550	1 950	759 OFFICE & ADP MCH PTS, ACC	267	10 815	6 052
954 WAR FIREARMS, AMMUNITION	13	71	38	764 TELECOM EQPT, PTS, ACC NES	130	4 846	2 698
ISRAEL				771 ELECTRIC POWER MACHY NES	510	5 581	3 134
IMPORTS	4 831 012	1 160 361	645 570	772 SWITCHGEAR ETC & PTS NES	273	3 159	1 765
011 MEAT FRESH, CHILLED, FROZEN	1 182	2 980	1 678	773 ELECTRIC DISTRIBUTING MACH	917	1 972	1 097
014 MEAT PREPD, PRSVD, NES ETC	24 957	12 128	6 730	774 ELECTRO-MEDCL, XRAY EQUIP	553	10 413	5 772
025 EGGS, BIRDS, FRESH, PRSVD	6 460	2 279	1 277	775 HOUSEHOLD TYPE EQUIP NES	15	164	90
034 FISH FRESH, CHILLED, FROZEN	371	350	473	776 TRANSISTORS, VALVES, ETC	25	1 398	793
044 MAIZE UNMILLED	1 884	565	311	778 ELECTRICAL MACHINERY NES	945	13 177	7 530
048 CEREAL ETC PREPARATIONS	5 035	1 350	776	781 PASS MOTOR VEH EXC BUSES	77	81	45
054 VEG ETC FRSH, SMPLY PRSVD	181 351	17 226	9 660	783 ROAD MOTOR VEHICLES NES	214	329	182
056 VEGETABLES ETC PRSVD, PREPD	32 143	3 410	1 910	784 MOTOR VEHCL PTS, ACC NES	2 222	2 881	1 587
057 FRUIT, NUTS, FRESH, DRIED	1 180 609	116 913	64 738	786 VEH NES NONMOTR, TRAILERS	5 010	942	515
058 FRUIT PRESERVED, PREPARED	238 097	50 848	28 346	792 AIRCRAFT	41	392	217
075 SPICES	203	83	44	793 SHIPS AND BOATS	34 656	216	119
081 FEEDING STUFF FOR ANIMLS	25 762	2 366	1 315	812 PLUMB, HEATNG, LGHTNG EQU	141	100	54
086 EDIBLE PRODUCTS, PREPS NES	26 825	5 083	2 841	821 FURNITURE	5 844	4 587	2 571
112 ALCOHOLIC BEVERAGES	863	392	216	831 TRAVEL GOODS, HANDBAGS	668	1 188	659
222 SEEDS FOR SOFT/FIXED OIL	13 731	2 652	1 538	842 MENS OUTERWEAR NOT KNIT	2 241	9 498	5 293
263 COTTON	65 172	20 383	11 339	843 WOMENS OUTERWEAR NONKNIT	2 444	18 406	10 225
266 SYNTHETIC FIBRE TO SPIN	2 106	854	383	844 UNDERWEAR NOT KNIT	203	998	548
271 FERTILIZERS, CRUDE	1 568 126	11 774	6 548	845 OUTERWEAR KNIT NONELASTC	5 910	45 901	25 585
273 STONE SAND AND GRAVEL	760	77	42	846 UNDERWEAR KNITTED	5 701	29 902	16 651
277 NATURAL ABRASIVES NES		203	109	847 TXLT CLTHNG ACCESSRYS NES	2 944	11 229	6 224
278 OTHER CRUDE MINERALS	159 473	15 473	8 470	848 HEADGEAR, NONTXLT CLOTHNG	1 456	7 404	4 137
282 IRON AND STEEL SCRAP	24 840	536	297	851 FOOTWEAR	671	1 025	574
288 NONFERR METAL SCRAP NES	43 849	7 437	4 136	871 OPTICAL INSTRUMENTS	7	349	192
289 PREC METAL ORE, WASTE NES	6	279	156	872 MEDICAL INSTRUMENTS NES	2 913	4 450	2 460
291 CRUDE ANIMAL MTRIALS NES	84	112	62	873 METERS & COUNTERS NES	12	170	95
292 CRUDE VEG MATERIALS NES	78 656	61 773	34 733	874 MEASURING, CONTROLLNG INSTR	1 325	17 562	9 745
334 PETROLEUM PRODUCTS, REFIN	338 618	10 329	5 577	881 PHOTO APPAR & EQUIPT NES	48	999	554
335 RESIDUAL PETRLM PROD NES	6 199	299	164	884 OPTICAL GOODS NES	260	4 029	2 233
424 FIXED VEG OIL NONSOFT	213	211	123	885 WATCHES AND CLOCKS	66	226	126
431 PROCESD ANML VEG OIL, ETC	143	266	148	892 PRINTED MATTER	1 061	1 148	652
511 HYDROCARBONS NES, DERIVS	46 259	3 514	1 940	893 ARTICLES OF PLASTIC NES	18 185	18 224	10 131
512 ALCOHOLS, PHENOLS, ETC	47	122	72	894 TOYS, SPORTING GOODS, ETC	1 251	4 512	2 512
513 ORGANIC ACIDS ETC				895 OFFICE SUPPLIES NES	74	283	157
514 NITROGEN-FUNCTN COMPOUNDS	9 195	7 973	4 343	896 WORKS OF ART ETC	13	986	548
515 ORG-INORG COMPOUNDS ETC	1 671	935	524	897 GOLD, SILVER WARE, JEWELRY	12	11 967	6 689
516 OTHER ORGANIC CHEMICALS	58 115	9 048	5 084	898 MUSICAL INSTRUMENTS, PTS	121	1 146	635
522 INORG ELEMENTS, OXIDES, ETC	156 860	15 929	8 870	899 OTHER MANUFACTURED GOODS	68	401	222
523 OTHER INORGANIC CHEMICALS	51 671	5 184	2 886	951 WAR FIREARMS, AMMUNITION	40	392	217
524 RADIOACTIVE ETC MATERIAL		65	35	961 COIN NONGOLD, NONCURRENT	815	215	120
533 PIGMENTS, PAINTS, ETC	66	197	108	972 GOLD COIN	109	59	59
541 MEDICINAL ETC PRODUCTS	692	5 686	3 176	EXPORTS	4 391 375	2 497 856	1 394 634
551 ESSENTL OIL, PERFUME, ETC	1 896	1 268	708	001 LIVE ANIMALS	3 389	540	330
553 PERFUMERY, COSMETICS, ETC	636	428	234	022 MILK AND CREAM	1 800	556	317
562 FERTILIZERS MANUFACTURED	20 031	559	311	034 FISH FRESH, CHILLED, FROZEN	7 814	2 251	1 246
572 EXPLOSIVES, PYROTECH PROD	350	857	462	037 FISH ETC PREPD PRSVD NES	1 617	1 175	666
582 PROD OF CONDENSATION ETC	19 276	8 064	4 525	043 BARLEY UNMILLED	585 226	5 948	3 429
583 PROD OF POLYMERIZING ETC	113 319	22 551	12 803	048 CEREAL ETC PREPARATIONS	6 419	639	350
591 PESTICIDES, DISINFECTANTS	65	149	83	054 VEG ETC FRSH, SMPLY PRSVD	1 098	672	376
592 STARCH, INULIN, GLUTEN, ETC	1 524	154	86	056 VEGETABLES ETC PRSVD, PREPD	3 158	1 876	1 049
598 MISC CHEMICAL PRODS NES	29 764	1 053	589	057 FRUIT, NUTS, FRESH, DRIED	5 285	3 637	1 994
613 FUR SKINS TANNED, DRESSED	27	1 210	671	058 FRUIT PRESERVED, PREPARED	2 134	1 163	642
621 MATERIALS OF RUBBER	9 769	6 302	3 524	061 SUGAR AND HONEY	542 677	17 054	9 441
625 RUBBER TYRES, TUBES	23 934	13 199	7 353	062 SUGAR PREPS NON-COCOA	5 639	2 753	1 535
628 RUBBER ARTICLES NES	2 096	1 483	818	071 COFFEE AND SUBSTITUTES	3 696	3 982	1 992
634 VENEERS, PLYWOOD, ETC	506	183	98	072 COCOA	1 878	873	487
635 WOOD MANUFACTURES NES	1 124	490	273	073 CHOCOLATE AND PRODUCTS	16 803	9 198	5 119
641 PAPER AND PAPERBOARD	8 885	2 628	1 452	074 TEA AND MATE	65	72	39
642 ARTICLES OF PAPER ETC	769	1 340	749	075 SPICES	221	201	108
651 TEXTILE YARN AND THREAD	11 631	12 282	6 766	081 FEEDING STUFF FOR ANIMLS	22 732	2 443	1 356
652 COTTON FABRICS, WOVEN	1 336	1 841	1 034	098 EDIBLE PRODUCTS, PREPS NES	1 599	1 117	628
653 WOVN MAN-MADE FIB FABRIC	1 418	1 224	703	111 NON-ALCOHL BEVERAGES NES	140	105	58
655 KNIT ETC FABRICS	67	133	74	112 ALCOHOLIC BEVERAGES	3 187	531	296
657 SPECIAL TEXTILE ETC PROD	166	185	101	121 TOBACCO UNMNFCTD, REFUSE	384	173	106
658 TEXTILE ARTICLES NES	14 077	23 750	13 253	122 TOBACCO MPFRS	49	124	69
659 FLOOR COVERINGS ETC	8 037	15 041	8 407	223 SEEDS FOR OTH FIXED OILS	2 199	380	213
662 CLAY, REFRACTORY BLOC PRD	12 321	2 074	1 171	233 RUBBER, SYNTHETIC, RECLAIMD	17 505	4 175	2 317
663 OTH NONMETAL MINERAL MFS	2 199	11 390	6 320	247 OTH WOOD ROUGH, SQUARED	10 808	891	489
664 GLASS	214	625	349	248 WOOD SHAPED	6 569	690	391
665 GLASSWARE	50	255	142	251 PULP AND WASTE PAPER	2 313	421	233
666 POTTERY	28	93	53	263 COTTON	244	62	34
667 PEARL, PREC-, SEMI-P STONE				266 SYNTHETIC FIBRE TO SPIN	32 358	7 953	4 436
678 IRON, STL TUBES, PIPES, ETC	4 824	2 696	1 496	267 OTHER MAN-MADE FIBRES	7 344	3 363	1 869
684 ALUMINIUM	19 959	9 848	5 475	268 WOOL(EXC TOPS), ANML HAIR	32	53	30
689 NON-FER BASE METALS NES	260	185	109	273 STONE, SAND AND GRAVEL	7 549	315	174
691 STRUCTURES AND PARTS NES	3 516	1 072	589	274 SULPHUR ETC	3 060	195	104
694 STL, COPPR NAILS, NUTS, ETC	550	638	355	278 OTHER CRUDE MINERALS	10 460	815	456
695 TOOLS	1 053	17 065	9 457	287 BASE METAL ORES, CONC NES	1 364	279	152
696 CUTLERY	34	70	40	291 CRUDE ANIMAL MTRIALS NES	210	222	125
697 BASE MTL HOUSEHOLD EQUIP	101	221	126	292 CRUDE VEG MATERIALS NES	2 119	3 176	1 764
699 OTHER METAL MANUFACTURES	9 028	6 666	3 721	322 COAL, LIGNITE, PEAT	27 914	669	372
713 INTRNL COMBUS PISTN ENGN	72	105	59	334 PETROLEUM PRODUCTS, REFIN	23 672	5 185	2 896
714 ENGINES & MOTORS NES	14	2 331	1 279	335 RESIDUAL PETRLM PROD NES	7 116	1 162	650
716 ROTATING ELECTRIC PLANT	368	685	382	423 FIXED VEG OILS, SOFT	3 402	242	133
721 AGRIC MACHY, EXC TRACTORS	37	75	43	424 FIXED VEG OIL NONSOFT	10 276	2 004	1 122
724 TEXTILE, LEATHER MACHNRY	484	2 070	1 161	431 PROCESD ANML VEG OIL, ETC	16 147	2 477	1 210
725 PAPER ETC MILL MACHINERY	64	129	75	511 HYDROCARBONS NES, DERIVS	103 135	11 832	6 585
726 PRINTG, BKBINDG MACHY, PTS	135	615	342	512 ALCOHOLS, PHENOLS, ETC	101 140	18 319	10 239
728 OTH MACHY FOR SPCL INDUS	864	8 205	4 537	513 ORGANIC ACIDS, ETC	144 330	33 510	18 645
736 MACHINE TOOLS FOR METAL	5 681	10 077	5 603	514 NITROGEN-FUNCTN COMPOUNDS	59 572	31 088	17 391
737 METALWORKING MACHNRY NES	318	1 862	1 028	515 ORG-INORG COMPOUNDS ETC	12 137	17 864	9 969
741 HEATING, COOLING EQUIPMNT	1 693	4 165	2 327	516 OTHER ORGANIC CHEMICALS	24 747	9 970	5 552
742 PUMPS FOR LIQUIDS ETC	36	573	318	522 INORG ELEMENTS, OXIDES, ETC	44 183	8 656	4 793
743 PUMPS NES, CENTRIFUGES ETC	1 685	2 478	1 387	523 OTHER INORGANIC CHEMICALS	145 444	14 137	7 841
744 MECHANICAL HANDLING EQU	35	127	69	524 RADIOACTIVE ETC MATERIAL	47	350	192
			69	531 SYNT DYE, NAT INDOG, LAKES	8 234	17 860	9 924

7 IMPORTS AND EXPORTS (SPECIAL TRADE) BY COUNTRIES OF PRODUCTION AND CONSUMPTION AND BY GROUPS OF THE SITC-REV. II 1987

GROUP DESCRIPTION	DT = 100 KG	1 000 DM	1 000 \$	GROUP DESCRIPTION	DT = 100 KG	1 000 DM	1 000 \$
532 DYES NES, TANNING PRODS	2 389	846	475	782 LORRIES, SPCL MTR VEH NES	75 072	110 515	61 727
533 PIGMENTS, PAINTS ETC	45 355	28 032	15 589	783 ROAD MOTOR VEHICLES NES	12 951	23 700	13 158
541 MEDICINAL ETC PRODUCTS	3 784	37 100	20 761	784 MOTOR VEHCL PTS, ACC NES	43 478	95 761	53 676
551 ESSENTL OIL, PERFUME, ETC	1 284	3 086	1 714	785 MOTOR & OTHER CYCLES ETC	395	857	471
553 PERFUMERY, COSMETICS, ETC	1 324	2 420	1 346	786 VEH NES NONMOTR, TRAILERS	9 979	7 651	4 268
554 SOAPS, CLEANING ETC PREPS	64 768	18 401	10 253	791 RAILWAY VEHICLES	121	267	146
562 FERTILIZERS MANUFACTURED	3 317	226	132	792 AIRCRAFT	38	1 606	895
572 EXPLOSIVES, PYROTECH PROD	239	397	228	793 SHIPS AND BOATS	2 006	112	63
582 PROD OF CONDENSATION ETC	99 368	45 568	25 341	812 PLUMB, HEATNG, LGHTNG EQU	3 748	6 876	3 868
583 PROD OF POLYMERIZING ETC	205 689	57 660	32 201	821 FURNITURE	7 162	7 933	4 428
584 CELLULOSE DERIVATIVES ETC	5 860	4 822	2 669	831 TRAVEL GOODS, HANDBAGS	291	744	412
585 PLASTIC MATERIALS NES	4 349	2 564	1 441	842 MENS OUTERWEAR NOT KNIT	40	197	108
591 PESTICIDES, DISINFECTANTS	4 811	8 394	4 640	843 WOMENS OUTERWEAR NONKNIT	190	1 204	665
592 STARCH, INULIN GLUTEN, ETC	13 764	4 646	2 577	845 OUTERWEAR KNIT NONELASTC	146	779	433
598 MISC CHEMICAL PRODS NES	112 579	45 437	25 351	846 UNDERWEAR KNITTED	157	1 362	762
611 LEATHER	515	1 106	631	847 TXTL CLTHNG ACCESSRYS NES	239	1 419	790
612 LEATHER ETC MANUFACTURES	317	796	444	848 HEADGEAR, NONTXTL CLOTHNG	223	774	430
613 FUR SKINS TANNED, DRESSED	102	1 087	596	851 FOOTWEAR	651	3 133	1 760
621 MATERIALS OF RUBBER	9 256	4 529	2 519	871 OPTICAL INSTRUMENTS	152	5 586	3 128
628 RUBBER TYRES TUBES	13 919	9 869	5 465	872 MEDICAL INSTRUMENTS NES	712	13 809	7 726
628 RUBBER ARTICLES NES	1 413	5 464	3 051	873 METERS & COUNTERS NES	352	912	510
633 CORK MANUFACTURES	57	112	62	874 MEASURNG, CONTROLNG INSTR	3 085	44 738	24 846
634 VENEERS, PLYWOOD, ETC	27 103	3 814	2 121	881 PHOTO APPAR & EQUIPT NES	793	6 266	3 499
635 WOOD MANUFACTURES NES	8 192	1 858	1 050	882 PHOTO, CINEMA SUPPLIES	11 052	15 151	8 398
641 PAPER AND PAPERBOARD	140 832	30 813	17 160	883 DEVELOPED CINEMA FILM	10	178	97
642 ARTICLES OF PAPER ETC	35 303	22 128	12 306	884 OPTICAL GOODS NES	66	5 072	2 831
651 TEXTILE YARN AND THREAD	58 765	45 465	25 399	885 WATCHES AND CLOCKS	525	6 511	3 633
652 COTTON FABRICS, WOVEN	3 552	7 111	4 010	892 PRINTED MATTER	6 707	9 050	5 047
653 WOVN MAN-MADE FIB FABRIC	9 268	19 243	10 764	893 ARTICLES OF PLASTIC NES	20 223	29 522	16 395
654 OTH WOVEN TEXTILE FABRIC	1 518	3 858	2 148	894 TDYS, SPORTING GOODS ETC	5 223	6 908	3 820
655 KNIT ETC FABRICS	2 670	8 210	4 598	895 OFFICE SUPPLIES NES	1 438	5 366	3 006
656 LACE, RIBBONS, TULLE, ETC	1 226	4 666	2 600	896 WORKS OF ART ETC	19	1 394	764
657 SPECIAL TEXTILE ETC PROD	10 084	15 228	8 507	897 GOLD, SILVER WARE, JEWELRY	71	5 621	3 140
658 TEXTILE ARTICLES NES	1 127	3 451	1 973	898 MUSICAL INSTRUMENTS, PTS	2 244	8 307	4 622
659 FLOOR COVERINGS ETC	430	357	193	899 OTHER MANUFACTURED GOODS	3 042	8 450	4 717
661 CEMENT ETC BUILDING PROD	7 908	888	500	951 WAR FIREARMS, AMMUNITION	69	761	419
662 CLAY, REFRACTORY BLDG PRD	14 777	2 475	1 362	961 COIN NONGOLD, NONCURRENT	12	373	207
663 OTH NONMETAL MINERAL MFS	8 347	10 806	6 047	971 GOLD, NON MONETARY NES	8 257	4 560	
664 GLASS	37 521	8 577	4 789				
665 GLASSWARE	103 090	13 258	7 434	JORDAN			
666 POTTERY	4 569	4 394	2 436	IMPORTS	61 537	32 279	17 817
667 PEARL, PREC., SEMI-P STONE							
671 PIG IRON ETC	3 767	608	344				
672 IRON, STL PRIMARY FORMS	92 065	5 133	2 824	054 VEG ETC FRSH, SMPLY PRSVD	763	148	82
673 IRON AND STEEL SHAPES	32 876	5 199	2 893	057 FRUIT, NUTS, FRESH, DRIED	6 304	488	264
674 IRN STL UNIV. PLATE, SHEET	306 108	39 552	22 004	271 FERTILIZERS, CRUDE	28 165	186	114
675 IRON, STEEL HOOP, STRIP	30 402	6 146	3 400	288 NONFERR METAL SCRAP NES	4 278	825	461
676 RAILWAY RAILS ETC IRN, STL	1 512	561	311	523 OTHR INORGANIC CHEMICALS	985	155	86
677 IRN, STL WIRE EXCL W ROD	27 871	4 746	2 638	562 FERTILIZERS MANUFACTURED	10 621	311	170
678 IRON, STL TUBES PIPES, ETC	20 770	5 903	3 286	625 RUBBER TYRES, TUBES	569	603	331
679 IRN, STL CASTINGS UNWORKE	4 914	864	482	714 ENGINES & MOTORS NES	132	15 063	8 259
681 SILVER, PLATINUM, ETC	190	5 466	3 073	716 ROTATING ELECTRIC PLANT	42	430	238
682 COPPER EXC CEMENT COPPER	49 934	24 570	13 692	723 CIVIL ENGINEERG EQUIP ETC	1 097	344	189
683 NICKEL	1 040	1 370	755	743 PUMPS NES, CENTRIFUGES ETC	6	492	272
684 ALUMINIUM	12 118	11 518	6 397	749 NONELEC MACH PTS, ACC NES	5	150	83
685 LEAD	2 025	363	207	752 AUTOMTIC DATA PROC EQUIP		61	35
686 ZINC	220	81	42	764 TELECOM EQPT, PTS, ACC NES		138	77
687 TIN	84	113	60	781 PASS MOTOR VEH EXC BUSES	55	140	77
689 NON-FER BASE METALS NES	95	511	288	782 LORRIES, SPCL MTR VEH NES	2 527	597	322
691 STRUCTURES AND PARTS NES	4 305	5 227	2 957	792 AIRCRAFT	121	5 119	2 780
692 METAL TANKS, BOXES, ETC	11 805	5 822	3 197	874 MEASURNG, CONTROLNG INSTR	6	996	554
693 WIRE PRODUCTS NON ELECTR	1 672	1 579	883	892 PRINTED MATTER	112	67	36
694 STL, COPPR NAILS, NUTS, ETC	2 969	3 723	2 072	896 WORKS OF ART ETC		158	87
695 TOOLS	8 226	24 589	13 691	EXPORTS	890 211	416 019	232 328
696 CUTLERY	791	4 380	2 434				
697 BASE MTL HOUSEHOLD EQUIP	2 952	5 129	2 869	001 LIVE ANIMALS	12 667	3 711	2 051
699 OTHER METAL MANUFACTURES	36 940	35 606	19 887	011 MEAT FRESH, CHILLD, FROZEN	14 769	3 718	2 036
700 INDUSTRIAL PLANT, CHAP 84	498	2 542	1 403	014 MEAT PREPD, PRSVD, NES ETC	87	79	43
711 STEAM BOILERS & AUX PLNT	1 146	1 323	741	022 MILK AND CREAM	10 762	1 786	999
712 STEAM ENGINES, TURBINES	404	1 429	819	023 BUTTER	2 594	999	551
713 INTRNL COMBUS PISTN ENGN	5 051	20 549	11 762	024 CHEESE AND CURD	5 024	2 104	1 183
714 ENGINES & MOTORS NES	41	3 067	1 689	037 FISH ETC PREPD PRSVD NES	89	73	42
716 ROTATING ELECTRIC PLANT	2 100	7 962	4 439	046 WHEAT ETC MEAL OR FLOUR	3 586	108	59
718 OTH POWER GENERATG MACHY	203	1 025	581	048 CEREAL ETC PREPARATIONS	962	778	440
721 AGRIC MACHY, EXC TRACTORS	2 082	4 576	2 529	054 VEG ETC FRSH, SMPLY PRSVD	1 483	83	50
722 TRACTORS NON-ROAD	4 245	5 095	2 806	061 SUGAR AND HONEY	282 056	10 177	5 839
723 CIVIL ENGINEERG EQUIP ETC	6 174	8 844	4 970	062 SUGAR PREPS NON-COCOA	191	94	51
724 TEXTILE, LEATHER MACHNRY	16 818	74 307	41 304	071 COFFEE AND SUBSTITUTES	77	111	62
725 PAPER ETC MILL MACHINERY	4 827	10 641	5 877	081 FEEDING STUFF FOR ANIMLS	22 138	1 755	970
726 PRINTG, BKBINDG MACHY, PTS	6 106	27 077	15 090	098 EDIBLE PRODUCTS, PREPS NES	2 781	2 650	1 471
727 FOOD MACHRY NON-DOMESTIC	3 953	15 211	8 442	112 ALCOHOLIC BEVERAGES	169	60	34
728 OTH MACHY FOR SPCL INDUS	33 165	103 421	57 941	233 RUBBER, SYNTHTIC, RECLAIMD	1 798	357	200
736 MACHINE TOOLS FOR METAL	6 307	28 533	16 026	266 SYNTHETIC FIBRE TO SPIN	226	64	38
737 METALWORKING MACHNRY NES	988	5 497	3 059	269 WASTE OF TEXTILE FABRICS	17 085	3 545	1 979
741 HEATING, COOLING EQUIPMNT	7 210	29 441	16 440	282 CRUDE VEG MATERIALS NES	36	59	34
742 PUMPS FOR LIQUIDS ETC	3 306	12 550	7 009	322 COAL, LIGNITE, PEAT	5 497	240	131
743 PUMPS NES, CENTRIFUGES ETC	7 238	24 518	13 769	323 BRIQUETS, COKE, SEMI-COKE	2 000	69	37
744 MECHANICAL HANDLING EQU	29 728	48 662	27 053	334 PETROLEUM PRODUCTS, REFIN	17 242	2 688	1 495
745 NONELEC MACHY, TOOLS NES	6 907	33 508	18 664	335 RESIDUAL PETRLM PROD NES	641	239	133
749 NONELEC MACH PTS, ACC NES	11 766	46 596	26 091	411 ANIMAL OILS AND FATS	1 501	125	69
751 OFFICE MACHINES	791	3 220	1 811	423 FIXED VEG OILS, SOFT	11 257	777	466
752 AUTOMTIC DATA PROC EQUIP	1 200	22 020	12 337	424 FIXED VEG OIL NONSOFT	5 393	642	357
759 OFFICE & ADP MCH PTS, ACC	268	7 514	4 200	431 PROCESD ANML VEG OIL, ETC	1 991	330	181
761 TELEVISION RECEIVERS	7 083	18 634	10 373	511 HYDROCARBONS NES, DEPIVS	5 707	635	351
762 RADIO BROADCAST RECEIVRS	80	436	243	512 ALCOHOLS, PHENOLS, ETC	9 189	1 582	897
763 SOUND RECORDRS, PHONOGRPH	86	2 219	1 228	513 ORGANIC ACIDS, ETC	8 847	1 468	831
764 TELECOM EQPT, PTS, ACC NES	3 604	37 073	20 785	514 NITROGEN-FUNCT COMPOUNDS	6 255	1 802	1 012
771 ELECTRICAL POWER MACHY NES	6 869	6 080	3 385	515 ORG-INORG COMPOUNDS ETC	138	221	123
772 SWITCHGEAR ETC & PTS NES	16 270	75 342	42 006	516 OTHER ORGANIC CHEMICALS	335	322	178
773 ELECTR DISTRIBUTING MACH	14 813	10 977	6 145	522 INORG ELEMNTS, OXIDES, ETC	1 900	602	342
774 ELECTRO-MEDCL, XRAY EQUIP	410	8 685	4 806	523 OTHR INORGANIC CHEMICALS	33 230	2 027	1 122
775 HOUSEHOLD TYPE EQUIP NES	31 324	35 446	19 791	531 SYNT DYE, NAT INDDG, LAKES	220	395	222
776 TRANSISTORS, VALVES, ETC	3 708	14 458	8 068	532 DYES NES, TANNING PRODS	225	82	47
778 ELECTRICAL MACHINERY NES	19 037	40 126	22 418	533 PIGMENTS, PAINTS, ETC	6 771	2 471	1 377
781 PASS MOTOR VEH EXC BUSES	126 718	218 374	122 627				

7 IMPORTS AND EXPORTS (SPECIAL TRADE) BY COUNTRIES OF PRODUCTION AND CONSUMPTION AND BY GROUPS OF THE SITC-REV. II 1987

GROUP DESCRIPTION	DT * 100 KG	1 000 DM	1 000 \$	GROUP DESCRIPTION	DT * 100 KG	1 000 DM	1 000 \$
541 MEDICINAL ETC PRODUCTS	3 150	14 898	8 284	872 MEDICAL INSTRUMENTS NES	254	4 410	2 436
551 ESSENTL OIL, PERFUME, ETC	145	333	187	873 METERS & COUNTERS NES	1 398	1 879	1 034
553 PERFUMERY, COSMETICS, ETC	3 825	3 353	1 868	874 MEASURING, CONTROLLING INSTR	234	7 316	4 060
554 SOAPS, CLEANING ETC PREPS	21 193	4 730	2 635	881 PHOTO APPAR & EQUIPT NES	25	659	374
562 FERTILIZERS MANUFACTURED	1 651	274	152	882 PHOTO, CINEMA SUPPLIES	1 312	2 137	1 193
572 EXPLOSIVES, PYROTECH PROD	189	3 183	1 726	884 OPTICAL GOODS NES	2	167	95
582 PROD OF CONDENSATION ETC	10 671	3 004	1 687	885 WATCHES AND CLOCKS	12	115	68
583 PROD OF POLYMERIZING ETC	44 531	9 740	5 436	892 PRINTED MATTER	356	643	341
584 CELLULOSE DERIVATIVES ETC	2 146	1 150	634	893 ARTICLES OF PLASTIC NES	2 015	2 428	1 348
585 PLASTIC MATERIALS NES	527	161	88	894 TOYS, SPORTING GOODS, ETC	305	369	206
591 PESTICIDES, DISINFECTANTS	2 787	2 376	1 321	895 OFFICE SUPPLIES NES	434	886	499
592 STARCH, INULIN GLUTEN, ETC	5 584	1 048	583	897 GOLD, SILVER WARE, JEWELRY		646	360
598 MISC CHEMICAL PRODS NES	10 553	4 188	2 341	898 MUSICAL INSTRUMENTS, PTS	47	185	107
621 MATERIALS OF RUBBER	2 073	1 355	762	899 OTHER MANUFACTURED GOODS	149	403	224
625 RUBBER TYRES, TUBES	11 690	3 165	1 766				
628 RUBBER ARTICLES NES	1 006	1 503	842	SAUDI ARABIA			
634 VENEERS, PLYWOOD, ETC	1 578	298	162				
635 WOOD MANUFACTURES NES	1 095	359	197	IMPORTS	37 525 069	1 074 145	596 126
641 PAPER AND PAPERBOARD	23 478	3 329	1 870				
642 ARTICLES OF PAPER ETC	4 317	2 023	1 130	041 WHEAT ETC UNMILLED	7 539	497	294
651 TEXTILE YARN AND THREAD	148	262	149	057 FRUIT, NUTS, FRESH, DRIED	280	115	63
652 COTTON FABRICS, WOVEN	300	676	372	233 RUBBER, SYNTHETIC, RECLAIMD	1 462	62	35
653 WOVN MAN-MADE FIB FABRIC	311	560	310	288 NONFERR METAL SCRAP NES	15 861	5 435	3 004
654 OTH WOVEN TEXTILE FABRIC	28	178	93	289 PREC METAL ORE, WASTE NES	14	570	318
655 KNIT ETC FABRICS	92	155	85	291 CRUDE ANIMAL MTRIALS NES	131	357	202
657 SPECIAL TEXTILE ETC PROD	806	646	357	333 CRUDE PETROLEUM	32 949 346	760 978	422 186
658 TEXTILE ARTICLES NES	786	307	172	334 PETROLEUM PRODUCTS, REFIN	2 042 328	59 839	33 418
659 FLOOR COVERINGS ETC	66	113	66	511 HYDROCARBONS NES, DERIVS	68 078	6 562	3 792
661 CEMENT ETC BUILDING PROD	101	234	128	512 ALCOHOLS, PHENOLS, ETC	563 787	19 676	10 911
662 CLAY, REFRACTORY BLDG PRD	18 878	1 928	1 111	513 ORGANIC ACIDS, ETC	821	133	73
663 OTH NONMETAL MINERAL MFS	5 273	2 677	1 502	515 ORG-INORG COMPOUNDS ETC	31 891	6 021	3 345
664 GLASS	683	199	114	516 OTHER ORGANIC CHEMICALS	16 998	1 269	700
665 GLASSWARE	747	587	331	553 PERFUMERY, COSMETICS, ETC	17	80	43
666 POTTERY	44	137	70	583 PROD OF POLYMERIZING ETC	498 997	71 855	40 108
667 PEARL, PREC., SEMI-P STONE				628 RUBBER ARTICLES NES	32	278	152
673 IRON AND STEEL SHAPES	5 176	343	195	635 WOOD MANUFACTURES NES	285	280	151
674 IRN, STL UNIV, PLATE, SHEET	51 614	5 921	3 866	667 PEARL, PREC., SEMI-P STONE			
676 RAILWAY RAILS ETC IRN, STL	5 487	1 618	880	681 SILVER, PLATINUM, ETC	7	202	110
677 IRN, STL WIRE EXCL W ROD	7 466	997	549	694 STL, COPPR NAILS, NUTS, ETC	30	61	32
678 IRON, STL TUBES, PIPES, ETC	11 262	1 401	759	695 TOOLS	7	79	43
682 COPPER EXC CEMENT COPPER	1 133	903	501	697 BASE MTL HOUSEHOLD EQUIP	199	63	34
684 ALUMINIUM	1 098	1 181	662	699 OTHER METAL MANUFACTURES	171	196	108
685 LEAD	5 201	444	243	713 INTRNL COMBUS PISTN ENGN	120	628	350
691 STRUCTURES AND PARTS NES	1 172	1 521	842	714 ENGINES & MOTORS NES	226	19 786	10 950
692 METAL TANKS, BOXES, ETC	3 121	1 576	879	716 ROTATING ELECTRIC PLANT	376	2 017	1 138
693 WIRE PRODUCTS NON ELECTR	41	96	58	718 OTH POWER GENERATG MACHY		60	33
694 STL, COPPR NAILS, NUTS ETC	2 906	1 299	720	723 CIVIL ENGINEERG EQUIP ETC	1 471	619	350
695 TOOLS	1 107	2 179	1 221	725 PAPER ETC MILL MACHINERY	114	53	30
696 CUTLERY	70	392	215	726 PRINTG, BKBINDG MACHY, PTS	958	868	477
697 BASE MTL HOUSEHOLD EQUIP	680	993	568	728 OTH MACHY FOR SPCL INDUS	177	136	74
699 OTHER METAL MANUFACTURES	2 516	2 305	1 289	737 METALWORKING MACHNRY NES	26	61	35
711 STEAM BOILERS & AUX PLNT	36	85	47	741 HEATING, COOLING EQUIPMNT	8	136	77
712 STEAM ENGINES, TURBINES	11	557	303	742 PUMPS FOR LIQUIDS ETC	145	531	296
713 INTRNL COMBUS PISTN ENGN	3 461	5 452	3 030	743 PUMPS NES, CENTRIFUGES ETC	61	387	214
714 ENGINES & MOTORS NES	134	21 052	11 613	744 MECHANICAL HANDLING EQU	206	290	175
716 ROTATING ELECTRIC PLANT	700	2 162	1 253	745 NONELEC MACHY, TOOLS NES	109	117	66
718 OTH POWER GENERATG MACHY	8	236	128	749 NONELEC MACH PTS, ACC NES	40	777	441
721 AGRIC MACHY, EXC TRACTORS	214	301	164	752 AUTOMTIC DATA PROC EQUIP	1	150	83
722 TRACTORS NON-ROAD	597	465	257	759 OFFICE & ADP MCH PTS, ACC	22	1 083	623
723 CIVIL ENGINEERG EQUIP ETC	12 105	19 537	10 791	763 SOUND RECORDRS, PHONOGRPH	10	96	53
724 TEXTILE, LEATHER MACHNRY	365	837	468	764 TELECOM EQPT, PTS, ACC NES	3	692	385
725 PAPER ETC MILL MACHINERY	78	242	132	771 ELECTRIC POWER MACHY NES	1 595	3 078	1 703
726 PRINTG, BKBINDG MACHY, PTS	464	1 318	728	772 SWITCHGEAR ETC & PTS NES	971	30 146	16 232
727 FOOD MACHRY NON-DOMESTIC	949	6 978	3 875	773 ELECTR DISTRIBUTING MACH	49	111	62
728 OTH MACHY FOR SPCL INDUS	3 247	6 611	3 663	774 ELECTRO-MEDCL, XRAY EQUIP	18	259	143
736 MACHINE TOOLS FOR METAL	1 064	1 826	1 027	778 ELECTRICAL MACHINERY NES	15	225	131
737 METALWORKING MACHNRY NES	293	377	212	781 PASS MOTOR VEH EXC BUSES	344	1 014	552
741 HEATING, COOLING EQUIPMNT	2 013	9 574	5 252	782 LORRIES, SPCL MTR VEH NES	150	90	55
742 PUMPS FOR LIQUIDS ETC	1 507	3 483	1 944	783 ROAD MOTOR VEHICLES NES	415	102	61
743 PUMPS NES, CENTRIFUGES ETC	1 377	5 418	3 005	784 MOTOR VEHCL PTS, ACC NES	170	375	207
744 MECHANICAL HANDLING EQU	1 908	3 032	1 696	792 AIRCRAFT	40	2 641	1 518
745 NONELEC MACHY TOOLS NES	855	8 667	4 711	793 SHIPS AND BOATS	187 740	4 613	2 497
749 NONELEC MACH PTS, ACC NES	3 113	8 576	4 821	872 MEDICAL INSTRUMENTS NES	31	206	114
751 OFFICE MACHINES	116	360	200	874 MEASURING, CONTROLLING INSTR	12	2 654	1 468
752 AUTOMTIC DATA PROC EQUIP	36	669	368	882 PHOTO, CINEMA SUPPLIES	18	153	91
759 OFFICE & ADP MCH PTS, ACC	7	199	110	892 PRINTED MATTER	142	229	127
761 TELEVISION RECEIVERS	221	703	390	893 ARTICLES OF PLASTIC NES	1 321	838	476
762 RADIO BROADCAST RECEIVRS	57	202	107				
763 SOUND RECORDRS, PHONOGRPH	19	314	175	EXPORTS	8 221 315	2 578 593	1 438 386
764 TELECOM EQPT, PTS, ACC NES	675	5 146	2 855				
771 ELECTRIC POWER MACHY NES	221	1 812	1 006	001 LIVE ANIMALS	19 655	8 628	4 791
772 SWITCHGEAR ETC & PTS NES	787	4 699	2 598	011 MEAT FRESH, CHILLD, FROZEN	48 256	12 316	6 902
773 ELECTR DISTRIBUTING MACH	1 845	996	600	014 MEAT PREPD, PRSRVD, NES ETC	719	566	316
774 ELECTRO-MEDCL, XRAY EQUIP	256	6 930	3 843	022 MILK AND CREAM	128 602	37 555	20 875
775 HOUSEHOLD TYPE EQUIP NES	419	743	407	023 BUTTER	2 892	751	422
776 TRANSISTORS, VALVES, ETC	1	231	126	024 CHEESE AND CURD	26 529	11 030	6 188
778 ELECTRICAL MACHINERY NES	7 852	5 717	3 203	025 EGGS, BIRDS, FRESH, PRSRVD	6 922	4 047	2 260
781 PASS MOTOR VEH EXC BUSES	17 000	33 119	18 579	037 FISH ETC PREPD PRSRVD NES	15	420	237
782 LORRIES, SPCL MTR VEH NES	5 827	6 416	3 549	043 BARLEY UNMILLED	2 473 945	34 854	18 928
783 ROAD MOTOR VEHICLES NES	3 467	4 849	2 652	047 OTHER CEREAL MEALS, FLOUR	3 700	145	80
784 MOTOR VEHCL PTS, ACC NES	19 828	21 823	12 207	048 CEREAL ETC PREPARATIONS	19 250	10 694	5 950
786 VEH NES NONMOTR, TRAILERS	3 322	1 757	982	056 VEGTBLES ETC PRSRVD, PREPD	708	378	213
791 RAILWAY VEHICLES	313	845	457	058 FRUIT PRESERVED, PREPARED	5 672	2 227	1 260
792 AIRCRAFT	101	2 066	1 131	061 SUGAR AND HONEY	499 686	24 903	13 881
812 PLUMBING, HEATING, LIGHTING EQU	993	680	497	062 SUGAR PREPS NON-COCOA	2 468	1 357	770
821 FURNITURE	2 920	6 682	3 702	071 COFFEE AND SUBSTITUTES	2 146	2 709	1 510
831 TRAVEL GOODS, HANDBAGS	36	424	243	072 COCOA	422	234	132
842 MENS OUTERWEAR NOT KNIT	97	1 752	972	073 CHOCOLATE AND PRODUCTS	1 186	1 026	575
843 WOMENS OUTERWEAR NONKNIT	136	3 089	1 714	074 TEA AND MATE	115	189	105
845 OUTERWEAR KNIT NONELASTC	24	565	313	075 SPICES	87	172	99
846 UNDERWEAR KNITTED	12	179	103	081 FEEDING STUFF FOR ANIMLS	21 367	2 738	1 526
847 TXTL CLTHNG ACCESSRYS NES	7	70	38	091 MARGARINE AND SHORTENING	160	54	30
848 HEADGEAR, NONTXTL CLOTHING	18	153	86	098 EDIBLE PRODCTS, PREPS NES	22 752	15 232	8 485
851 FOOTWEAR	64	287	163	111 NON-ALCOHL BEVERAGES NES	5 000	2 460	1 362
871 OPTICAL INSTRUMENTS	17	1 610	955	112 ALCOHOLIC BEVERAGES	645	99	56

7 IMPORTS AND EXPORTS (SPECIAL TRADE) BY COUNTRIES OF PRODUCTION AND CONSUMPTION AND BY GROUPS OF THE SITC-REV. II 1987

GROUP DESCRIPTION	DT * 100 KG	1 000 DM	1 000 \$	GROUP DESCRIPTION	DT * 100 KG	1 000 DM	1 000 \$
122 TOBACCO MFERS	278	542	299	727 FOOD MACHRY NON-DOMESTIC	479	2 797	1 574
233 RUBBER, SYNTHTIC, RECLAIMD	6 140	654	361	728 OTH MACHY FOR SPCL INDUS	18 378	54 858	30 361
248 WOOD SHAPED	501	492	274	736 MACHINE TOOLS FOR METAL	4 011	12 544	7 013
251 PULP AND WASTE PAPER	585	96	54	737 METALWORKING MACHNRY NES	3 242	3 902	2 193
269 WASTE OF TEXTILE FABRICS	5 969	369	210	741 HEATING, COOLING EQUIPMNT	14 532	30 105	16 834
273 STONE, SAND AND GRAVEL	9 284	245	142	742 PUMPS FOR LIQUIDS ETC	7 034	24 528	13 600
278 OTHER CRUDE MINERALS	63 352	2 304	1 276	743 PUMPS NES, CENTRIFUGES ETC	7 157	24 013	13 430
287 BASE METAL ORES, CONC NES	1 960	141	78	744 MECHANICAL HANDLING EQU	18 176	27 853	15 407
291 CRUDE ANIMAL MTRIALS NES	202	115	65	745 NONELEC MACHY, TOOLS NES	5 825	20 253	11 156
292 CRUDE VEG MATERIALS NES	22	61	32	749 NONELEC MACH PTS, ACC NES	41 791	95 218	52 997
322 COAL, LIGNITE, PEAT	201 074	4 201	2 318	751 OFFICE MACHINES	897	2 302	1 287
334 PETROLEUM PRODUCTS, REFIN	8 669	2 618	1 493	752 AUTOMTIC DATA PROC EQUIP	285	15 034	8 250
335 RESIDUAL PETRLM PROD NES	4 395	855	471	759 OFFICE & ADP MCH PTS, ACC	74	2 227	1 231
424 FIXED VEG OIL NONSOFT	16 926	2 074	1 154	761 TELEVISION RECEIVERS	230	791	435
431 PROCESD ANML VEG OIL, ETC	22 249	2 888	1 624	762 RADIO BROADCAST RECEIVRS	58	1 172	657
511 HYDROCARBONS NES DERIVS	35 714	5 256	2 952	763 SOUND RECORDRS, PHONOGRPH	57	1 117	618
512 ALCOHOLS, PHENOLS, ETC	9 333	1 501	826	764 TELECOM EQPT, PTS, ACC NES	3 475	24 466	13 799
513 ORGANIC ACIDS, ETC	8 769	3 271	1 813	771 ELECTRIC POWER MACHY NES	24 771	27 723	15 355
514 NITROGEN-FUNCTN COMPOUNDS	44 920	13 075	7 254	772 SWITCHGEAR ETC & PTS NES	18 356	80 809	44 938
515 ORG-INORG COMPOUNDS ETC	7 427	3 092	1 723	773 ELECTR DISTRIBUTING MACH	20 359	14 790	8 298
516 OTHER ORGANIC CHEMICALS	5 913	3 611	2 032	774 ELECTRO-MEDCL, XRAY EQUIP	717	20 737	11 574
522 INORG ELEMNTS, OXIDES, ETC	10 700	4 801	2 661	775 HOUSEHOLD TYPE EQUIP NES	9 969	16 187	9 043
523 OTHR INORGANIC CHEMICALS	239 184	16 891	9 482	776 TRANSISTORS, VALVES, ETC	253	2 878	1 663
524 RADIOACTIVE ETC MATERIAL		83	45	778 ELECTRICAL MACHINERY NES	38 834	43 176	24 072
531 SYNT DYE, NAT INDGO, LAKES	380	805	448	781 PASS MOTOR VEH EXC BUSES	29 200	118 724	66 680
532 DYES NES, TANNING PRODS	520	85	48	782 LORRIES, SPCL MTR VEH NES	31 697	38 834	22 080
533 PIGMENTS, PAINTS, ETC	90 212	21 223	11 767	783 ROAD MOTOR VEHICLES NES	19 149	28 646	16 377
541 MEDICINAL ETC PRODUCTS	23 920	117 822	65 917	784 MOTOR VEHCL PTS, ACC NES	78 327	160 467	89 563
551 ESSENTL OIL, PERFUME, ETC	877	2 978	1 655	786 VEH NES NONMOTR, TRAILERS	44 446	21 265	11 944
553 PERFUMERY, COSMETICS, ETC	38 955	38 994	21 758	791 RAILWAY VEHICLES	805	1 022	558
554 SOAPS, CLEANING ETC PREPS	42 589	12 704	7 038	792 AIRCRAFT	107	13 550	7 430
562 FERTILIZERS MANUFACTURED	80 723	4 263	2 330	801 INDUSTRIAL PLANT, CHAP 90	28	1 661	907
572 EXPLOSIVES, PYROTECH PROD	1 487	680	372	812 PLUMB, HEATING, LGHTNG EQU	9 853	22 271	12 408
582 PROD OF CONDENSATION ETC	43 152	18 845	10 553	821 FURNITURE	49 536	29 333	16 368
583 PROD OF POLYMERIZING ETC	129 398	48 025	26 720	831 TRAVEL GOODS, HANDBAGS	202	2 790	1 563
584 CELLULOSE DERIVATIVES ETC	2 376	1 867	1 046	842 MENS OUTERWEAR NOT KNIT	200	2 390	1 346
585 PLASTIC MATERIALS NES	36	108	62	843 WOMENS OUTERWEAR NONKNIT	169	2 997	1 670
591 PESTICIDES, DISINFECTANTS	16 482	18 946	10 732	844 UNDERWEAR NOT KNIT	25	300	167
592 STARCH, INULIN, GLUTEN, ETC	18 832	9 259	5 161	845 OUTERWEAR KNIT NONELASTC	105	1 558	860
598 MISC CHEMICAL PRODS NES	117 911	40 574	22 611	846 UNDERWEAR KNITTED	131	1 736	970
605 INDUSTRIAL PLANT, CHAP 73	1 942	1 333	738	847 TXTL CLTHNG ACCESRY NES	129	523	292
606 INDUSTRIAL PLANT, CHAP 76	81	218	127	848 HEADGEAR, NONTXL CLOTHING	323	926	526
607 INDUSTRIAL PLANT, CHAP 82	377	6 657	3 934	851 FOOTWEAR	678	3 544	1 996
611 LEATHER	105	235	129	871 OPTICAL INSTRUMENTS	53	1 884	1 045
612 LEATHER ETC MANUFACTURES	6	86	48	872 MEDICAL INSTRUMENTS NES	1 191	21 455	11 901
621 MATERIALS OF RUBBER	7 242	6 053	3 370	873 METERS & COUNTERS NES	556	967	548
625 RUBBER TYRES TUBES	15 389	11 949	6 702	874 MEASURING, CONTROLING INSTR	2 547	31 516	17 520
628 RUBBER ARTICLES NES	5 064	7 935	4 401	881 PHOTO APPAR & EQUIPT NES	383	3 998	2 206
633 CORK MANUFACTURES	15	69	39	882 PHOTO, CINEMA SUPPLIES	5 541	7 167	3 975
634 VENEERS, PLYWOOD, ETC	27 525	4 558	2 530	884 OPTICAL GOODS NES	113	5 478	3 050
635 WOOD MANUFACTURES NES	18 851	13 645	7 565	885 WATCHES AND CLOCKS	530	8 108	4 554
641 PAPER AND PAPERBOARD	96 378	22 621	12 651	892 PRINTED MATTER	3 349	5 786	3 208
642 ARTICLES OF PAPER ETC	110 529	38 856	21 601	893 ARTICLES OF PLASTIC NES	21 283	25 767	14 445
651 TEXTILE YARN AND THREAD	1 429	3 197	1 799	894 TOYS, SPORTING GOODS, ETC	6 811	11 053	6 220
652 COTTON FABRICS, WOVEN	1 116	3 797	2 112	895 OFFICE SUPPLIES NES	3 347	9 672	5 393
653 WOVN MAN-MADE FIB FABRIC	2 023	7 414	4 133	896 WORKS OF ART ETC	31	156	86
654 OTH WOVEN TEXTILE FABRIC	489	1 075	615	897 GOLD, SILVER WARE, JEWELRY	44	6 552	3 665
655 KNIT ETC FABRICS	340	856	481	898 MUSICAL INSTRUMENTS, PTS	469	3 486	1 922
656 LACE, RIBBONS, TULLE, ETC	19	193	105	899 OTHER MANUFACTURED GOODS	1 934	6 621	3 701
657 SPECIAL TEXTILE ETC PROD	11 073	10 330	5 734	901 WAR FIREARMS, AMMUNITION	451	2 380	1 328
658 TEXTILE ARTICLES NES	1 346	2 222	1 224	971 GOLD, NON MONETARY NES	10	20 571	11 337
659 FLOOR COVERINGS ETC	6 827	3 275	1 844				
661 CEMENT ETC BUILDING PROD	50 410	6 985	3 884	KUWAIT			
662 CLAY, REFRACTORY BLDG PRD	167 365	20 929	11 635				
663 OTH NONMETAL MINERAL MFS	27 938	10 338	5 749	IMPORTS	8 319 303	248 615	138 492
664 GLASS	86 138	8 995	4 989				
665 GLASSWARE	71 611	12 262	6 770	288 NONFERR METAL SCRAP NES	3 472	662	369
666 POTTERY	545	1 591	891	289 PREC METAL ORE, WASTE NES	1	165	90
667 PEARL, PREC-, SEMI-P STONE	*	*	333	333 CRUDE PETROLEUM	3 567 649	81 955	46 146
672 IRON, STL PRIMARY FORMS	1 263 496	91 674	50 456	334 PETROLEUM PRODUCTS, REFIN	4 725 252	138 296	76 545
673 IRON AND STEEL SHAPES	25 320	2 858	1 633	335 RESIDUAL PETRLM PROD NES	7 639	233	135
674 IRN, STL UNIV. PLATE, SHEET	326 091	34 787	19 532	664 GLASS	208	117	70
675 IRON, STEEL HOOP, STRIP	40 221	5 223	2 905	689 NON-FER BASE METALS NES	254	72	39
676 RAILWAY RAILS ETC IRN, STL	1 061	360	197	714 ENGINES & MOTORS NES	59	9 803	5 479
677 IRN, STL WIRE EXCL W ROD	1 650	500	274	716 ROTATING ELECTRIC PLANT	5	1 235	687
678 IRON, STL TUBES, PIPES, ETC	396 442	49 585	27 511	725 PAPER ETC MILL MACHINERY	7	108	59
679 IRN, STL CASTINGS UNWORKE	2 658	670	372	726 PRINTG, BKBINDG MACHY, PTS	3	92	50
681 SILVER, PLATINUM, ETC	182	1 116	619	741 HEATING, COOLING EQUIPMNT	1	179	104
682 COPPER EXC CEMENT COPPER	21 754	12 824	7 156	742 PUMPS FOR LIQUIDS ETC	1	278	152
683 NICKEL	85	245	139	743 PUMPS NES, CENTRIFUGES ETC	13	362	198
684 ALUMINIUM	78 999	42 590	23 891	749 NONELEC MACH PTS, ACC NES	22	1 402	774
685 LEAD	7 366	1 159	638	752 AUTOMTIC DATA PROC EQUIP	1	63	36
686 ZINC	2 932	452	247	759 OFFICE & ADP MCH PTS, ACC		197	109
691 STRUCTURES AND PARTS NES	32 962	22 587	12 476	764 TELECOM EQPT, PTS, ACC NES	1	99	55
692 METAL TANKS, BOXES, ETC	2 875	2 982	1 641	771 ELECTRIC POWER MACHY NES	5	673	374
693 WIRE PRODUCTS NON ELECTR	2 900	2 047	1 130	772 SWITCHGEAR ETC & PTS NES	32	264	149
694 STL, COPPR NAILS, NUTS, ETC	3 971	4 336	2 399	774 ELECTRO-MEDCL, XRAY EQUIP	12	104	60
695 TOOLS	5 272	16 299	9 073	781 PASS MOTOR VEH EXC BUSES	208	341	187
696 CUTLERY	1 766	10 595	5 928	782 LORRIES, SPCL MTR VEH NES	690	881	487
697 BASE MTL HOUSEHOLD EQUIP	3 966	9 263	5 244	783 ROAD MOTOR VEHICLES NES	845	983	542
699 OTHER METAL MANUFACTURES	33 235	31 147	17 353	792 AIRCRAFT	12	1 958	1 088
700 INDUSTRIAL PLANT, CHAP 84	5 017	12 783	7 011	871 OPTICAL INSTRUMENTS		113	62
703 INDUSTRIAL PLANT, CHAP 85	18 198	56 608	31 808	874 MEASURING, CONTROLING INSTR	3	1 812	1 020
711 STEAM BOILERS & AUX PLNT	2 623	6 317	3 627				
712 STEAM ENGINES, TURBINES	350	7 103	3 974	EXPORTS	1 275 308	731 030	408 514
713 INTRNL COMBUS PISTN ENGN	6 427	38 685	21 473				
714 ENGINES & MOTORS NES	154	32 230	17 899	001 LIVE ANIMALS	21 478	5 792	3 281
716 ROTATING ELECTRIC PLANT	9 633	20 640	11 620	011 MEAT FRESH, CHILDL, FROZEN	13 754	3 929	2 169
718 OTH POWER GENERATG MACHY	257	1 208	677	014 MEAT PREPD, PRSVD, NES ETC	812	676	379
721 AGRIC MACHY, EXC TRACTORS	18 426	20 499	11 485	022 MILK AND CREAM	38 701	10 590	5 826
722 TRACTORS NON-ROAD	12 297	17 493	9 720	023 BUTTER	337	82	44
723 CIVIL ENGINEER EQUIP ETC	4 560	8 912	5 023	024 CHEESE AND CURD	22 577	10 945	6 085
724 TEXTILE, LEATHER MACHINERY	4 001	4 966	2 748	048 CEREAL ETC PREPARATIONS	7 421	5 597	3 118
725 PAPER ETC MILL MACHINERY	1 109	3 713	2 090	056 VEGTBLES ETC PRSVD, PREPD	189	112	62
726 PRINTG, BKBINDG MACHY, PTS	4 350	19 134	10 616	058 FRUIT PRESERVED, PREPARED	1 580	436	243

7 IMPORTS AND EXPORTS (SPECIAL TRADE) BY COUNTRIES OF PRODUCTION AND CONSUMPTION AND BY GROUPS OF THE SITC-REV. II 1987

GROUP DESCRIPTION	DT * 100 KG	1 000 DM	1 000 \$	GROUP DESCRIPTION	DT * 100 KG	1 000 DM	1 000 \$
061 SUGAR AND HONEY	588 175	20 336	11 346	751 OFFICE MACHINES	468	1 370	764
062 SUGAR PREPS NON-COCOA	1 052	652	360	752 AUTOMATIC DATA PROC EQUIP	293	7 213	3 993
071 COFFEE AND SUBSTITUTES	326	501	274	759 OFFICE & ADP MCH PTS, ACC	39	872	481
073 CHOCOLATE AND PRODUCTS	1 386	1 177	658	761 TELEVISION RECEIVERS	47	154	88
074 TEA AND MATE	62	121	67	762 RADIO BROADCAST RECEIVERS	13	373	212
075 SPICES	86	104	59	763 SOUND RECORDS, PHONOGRAPH	4	383	224
081 FEEDING STUFF FOR ANIMALS	3 340	463	255	764 TELECOM EQPT, PTS, ACC NES	710	23 735	12 959
098 EDIBLE PRODUCTS, PREPS NES	5 115	5 047	2 792	771 ELECTRIC POWER MACHY NES	3 310	4 983	2 755
111 NON-ALCOHOL BEVERAGES NES	1 292	186	102	772 SWITCHGEAR ETC & PTS NES	5 239	36 112	20 092
122 TOBACCO MFERS	27	95	52	773 ELECTRIC DISTRIBUTING MACH	14 461	21 783	12 031
233 RUBBER, SYNTHETIC, RECLAIMED	2 024	439	242	774 ELECTRO-MEDICAL, XRAY EQUIP	931	12 591	6 905
245 FUEL WOOD NES, CHARCOAL	98	73	40	775 HOUSEHOLD TYPE EQUIP NES	3 317	5 285	2 960
273 STONE, SAND AND GRAVEL	3 394	144	80	776 TRANSISTORS, VALVES, ETC		412	229
278 OTHER CRUDE MINERALS	2 684	147	84	778 ELECTRICAL MACHINERY NES	5 314	9 205	5 157
322 COAL, LIGNITE, PEAT	16 308	643	355	781 PASS MOTOR VEH EXC BUSES	32 140	104 471	59 131
334 PETROLEUM PRODUCTS, REFIN	6 588	1 594	873	782 LORRIES, SPECIAL MOTOR VEH NES	5 056	6 243	3 516
335 RESIDUAL PETROLEUM PRODUCTS NES	297	55	30	783 ROAD MOTOR VEHICLES NES	2 126	2 252	1 215
423 FIXED VEG OILS, SOFT	1 407	137	76	784 MOTOR VEHICLES, PTS, ACC NES	11 568	37 083	20 778
424 FIXED VEG OIL NONSOFT	2 030	276	155	785 MOTOR & OTHER CYCLES ETC	30	115	62
431 PROCESSED ANIMAL VEG OIL, ETC	572	98	56	786 VEH NES NONMOTOR, TRAILERS	7 939	4 105	2 266
511 HYDROCARBONS NES, DERIVS	6 981	1 594	897	792 AIRCRAFT	15	3 535	1 964
512 ALCOHOLS, PHENOLS, ETC	5 182	1 105	606	812 PLUMBING, HEATING, LIGHTING EQUIP	2 747	5 486	3 063
513 ORGANIC ACIDS, ETC	16 485	2 496	1 399	821 FURNITURE	7 831	8 527	4 741
514 NITROGEN-FUNCTION COMPOUNDS	8 186	2 734	1 517	831 TRAVEL GOODS, HANDBAGS	95	905	496
515 ORGANIC COMPOUNDS ETC	752	679	377	842 MEN'S OUTERWEAR NOT KNIT	329	3 647	2 065
516 OTHER ORGANIC CHEMICALS	400	387	210	843 WOMEN'S OUTERWEAR NONKNIT	336	5 365	2 971
522 INORGANIC ELEMENTS, OXIDES, ETC	3 495	947	526	844 UNDERWEAR NOT KNIT	41	401	227
523 OTHER INORGANIC CHEMICALS	18 049	1 227	685	845 OUTERWEAR KNIT NONELASTIC	138	1 697	963
524 RADIOACTIVE ETC MATERIAL		357	195	846 UNDERWEAR KNITTED	77	861	476
531 SYNTHETIC DYE, NAT. INDIGO, LAKES	367	668	370	847 TEXTILE CLOTHING ACCESSORIES NES	8	123	65
533 PIGMENTS, PAINTS, ETC	14 906	4 371	2 427	848 HEADGEAR, NONTEXTILE CLOTHING	21	279	161
541 MEDICINAL ETC PRODUCTS	1 777	16 033	8 890	851 FOOTWEAR	219	1 403	790
551 ESSENTIAL OIL, PERFUME, ETC	59	162	92	871 OPTICAL INSTRUMENTS	49	1 987	1 109
553 PERFUMERY, COSMETICS, ETC	8 613	10 088	5 633	872 MEDICAL INSTRUMENTS NES	110	4 135	2 359
554 SOAPS, CLEANING ETC PREPS	7 938	2 547	1 410	873 METERS & COUNTERS NES	30	147	85
562 FERTILIZERS MANUFACTURED	2 702	160	91	874 MEASURING, CONTROLLING INSTR	481	11 399	6 332
582 PROD OF CONDENSATION ETC	7 482	3 294	1 810	881 PHOTO APPAR & EQUIP NES	141	1 453	813
583 PROD OF POLYMERIZING ETC	18 681	7 326	4 064	882 PHOTO, CINEMA SUPPLIES	1 827	3 483	1 952
584 CELLULOSE DERIVATIVES ETC	484	391	213	884 OPTICAL GOODS NES	12	2 226	1 227
585 PLASTIC MATERIALS NES	18	114	61	885 WATCHES AND CLOCKS	161	3 044	1 690
591 PESTICIDES, DISINFECTANTS	1 823	1 550	854	892 PRINTED MATTER	1 327	3 299	1 853
592 STARCH, INULIN, GLUTEN, ETC	2 321	1 982	1 098	893 ARTICLES OF PLASTIC NES	5 912	8 214	4 538
598 MISC CHEMICAL PRODUCTS NES	22 849	6 699	3 772	894 TOYS, SPORTING GOODS, ETC	1 839	3 444	1 997
621 MATERIALS OF RUBBER	561	790	447	895 OFFICE SUPPLIES NES	509	1 810	1 006
625 RUBBER TYRES, TUBES	4 046	2 562	1 443	897 GOLD, SILVER WARE, JEWELRY	12	1 091	598
628 RUBBER ARTICLES NES	911	1 813	1 018	898 MUSICAL INSTRUMENTS, PTS	419	1 451	809
634 VENEERS, PLYWOOD, ETC	272	263	145	899 OTHER MANUFACTURED GOODS	405	1 309	734
635 WOOD MANUFACTURES NES	8 334	2 578	1 425	971 GOLD, NON MONETARY NES	6	12 391	6 843
641 PAPER AND PAPERBOARD	29 672	5 352	2 992				
642 ARTICLES OF PAPER ETC	16 165	8 098	4 498	BAHRAIN			
651 TEXTILE YARN AND THREAD	118	137	77	IMPORTS	47 833	14 962	8 321
652 COTTON FABRICS, WOVEN	237	1 017	564				
653 WOVEN MAN-MADE FIB FABRIC	1 331	5 292	3 077	288 NONFERR METAL SCRAP NES	2 492	326	181
654 OTHER WOVEN TEXTILE FABRIC	28	147	83	512 ALCOHOLS, PHENOLS, ETC	12 012	287	176
655 KNIT ETC FABRICS	210	822	465	684 ALUMINIUM	32 442	9 825	5 441
656 LACE, RIBBONS, TULLE, ETC	22	74	40	713 INTERNAL COMBUS PISTON ENGN	90	51	30
657 SPECIAL TEXTILE ETC PROD	554	1 271	717	714 ENGINES & MOTORS NES	22	1 963	1 078
658 TEXTILE ARTICLES NES	802	1 343	755	759 OFFICE & ADP MCH PTS, ACC	6	268	150
659 FLOOR COVERINGS ETC	197	233	137	764 TELECOM EQPT, PTS, ACC NES		82	43
661 CEMENT ETC BUILDING PROD	24 066	580	318	885 WATCHES AND CLOCKS		55	30
662 CLAY, REFRACTORY BLDG PROD	18 277	2 223	1 240				
663 OTHER NONMETAL MINERAL MFERS	18 080	2 173	1 237	EXPORTS	474 112	382 048	219 327
664 GLASS	2 339	1 142	639				
665 GLASSWARE	553	789	437	011 MEAT FRESH, CHILLED, FROZEN	425	218	122
666 POTTERY	367	839	475	014 MEAT PREPARED, PRESERVED, NES ETC	173	154	85
672 IRON, STEEL PRIMARY FORMS	2 691	187	101	022 MILK AND CREAM	7 021	1 118	626
673 IRON AND STEEL SHAPES	3 232	446	253	024 CHEESE AND CURD	4 811	2 729	1 511
674 IRON, STEEL UNIFORM, PLATE, SHEET	26 478	2 425	1 351	048 CEREAL ETC PREPARATIONS	1 251	911	501
675 IRON, STEEL HOOP, STRIP	2 679	313	181	056 VEGETABLES ETC PRESERVED, PREPARED	98	73	39
677 IRON, STEEL WIRE EXCLUDING ROD	593	260	145	061 SUGAR AND HONEY	115 399	3 903	2 183
678 IRON, STEEL TUBES, PIPES, ETC	26 728	4 796	2 718	062 SUGAR PREPS NON-COCOA	118	57	31
681 SILVER, PLATINUM, ETC	10	436	242	071 COFFEE AND SUBSTITUTES	177	235	129
682 COPPER EXCEPT CEMENT COPPER	4 307	2 267	1 241	073 CHOCOLATE AND PRODUCTS	145	75	42
684 ALUMINIUM	3 930	3 525	1 975	098 EDIBLE PRODUCTS, PREPS NES	386	277	148
691 STRUCTURES AND PARTS NES	6 979	6 043	3 403	112 ALCOHOLIC BEVERAGES	3 392	618	345
692 METAL TANKS, BOXES, ETC	592	407	235	122 TOBACCO MFERS	106	218	125
693 WIRE PRODUCTS NON ELECTR	696	390	220	248 WOOD SHAPED	973	63	35
694 STEEL COPPER NAILS, NUTS, ETC	1 290	983	544	278 OTHER CRUDE MINERALS	10 284	99	55
695 TOOLS	831	2 640	1 470	322 COAL, LIGNITE, PEAT	2 248	60	34
696 CUTLERY	420	2 831	1 591	334 PETROLEUM PRODUCTS, REFIN	715	859	472
697 BASE METAL HOUSEHOLD EQUIP	772	1 446	800	335 RESIDUAL PETROLEUM PRODUCTS NES	168 766	6 925	3 800
699 OTHER METAL MANUFACTURES	6 005	6 821	3 822	511 HYDROCARBONS NES, DERIVS	1 522	397	225
703 INDUSTRIAL PLANT, CHAP 85	1 750	7 579	4 131	514 NITROGEN-FUNCTION COMPOUNDS	798	262	148
711 STEAM BOILERS & AUX PLANT	1 174	4 326	2 378	522 INORGANIC ELEMENTS, OXIDES, ETC	1 387	271	150
712 STEAM ENGINES, TURBINES	7	823	473	523 OTHER INORGANIC CHEMICALS	8 608	1 077	596
713 INTERNAL COMBUS PISTON ENGN	1 371	5 379	3 011	533 PIGMENTS, PAINTS, ETC	615	611	345
714 ENGINES & MOTORS NES	81	17 533	9 861	541 MEDICINAL ETC PRODUCTS	565	2 475	1 373
716 ROTATING ELECTRIC PLANT	2 514	6 654	3 665	551 ESSENTIAL OIL, PERFUME, ETC	14	138	78
718 OTHER POWER GENERATING MACHY	12	119	66	553 PERFUMERY, COSMETICS, ETC	1 751	2 144	1 213
721 AGRIC MACHY, EXCEPT TRACTORS	465	747	408	554 SOAPS, CLEANING ETC PREPS	1 802	692	384
722 TRACTORS NON-ROAD	1 007	789	475	582 PROD OF CONDENSATION ETC	3 387	894	504
723 CIVIL ENGINEERING EQUIP ETC	1 314	2 316	1 277	583 PROD OF POLYMERIZING ETC	2 653	1 141	631
724 TEXTILE, LEATHER MACHINERY	112	483	274	591 PESTICIDES, DISINFECTANTS	86	67	37
725 PAPER ETC MILL MACHINERY	460	1 392	762	592 STARCH, INULIN, GLUTEN, ETC	2 298	325	185
726 PRINTING, BOOKBINDING MACHY, PTS	4 499	21 336	12 166	598 MISC CHEMICAL PRODUCTS NES	5 352	1 882	1 043
727 FOOD MACHINERY NON-DOMESTIC	58	433	233	621 MATERIALS OF RUBBER	63	79	46
728 OTHER MACHY FOR SPECIAL INDUST	3 075	8 331	4 631	625 RUBBER TYRES, TUBES	940	713	406
736 MACHINE TOOLS FOR METAL	197	1 032	576	628 RUBBER ARTICLES NES	142	229	131
737 METALWORKING MACHINERY NES	52	273	156	634 VENEERS, PLYWOOD, ETC	4 968	300	162
741 HEATING, COOLING EQUIPMENT	9 971	7 146	3 978	635 WOOD MANUFACTURES NES	231	86	48
742 PUMPS FOR LIQUIDS ETC	1 314	7 066	3 954	641 PAPER AND PAPERBOARD	2 550	862	472
743 PUMPS NES, CENTRIFUGES ETC	768	3 861	2 181	642 ARTICLES OF PAPER ETC	4 236	1 314	736
744 MECHANICAL HANDLING EQUIP	4 686	8 615	4 838	651 TEXTILE YARN AND THREAD	2	103	56
745 NONELECTRIC MACHY, TOOLS NES	1 339	4 654	2 635	652 COTTON FABRICS, WOVEN	36	206	113
749 NONELECTRIC MACHY PTS, ACC NES	7 356	18 735	10 520				

7 IMPORTS AND EXPORTS (SPECIAL TRADE) BY COUNTRIES OF PRODUCTION AND CONSUMPTION AND BY GROUPS OF THE SITC-REV. II 1987

GROUP DESCRIPTION	DT * 100 KG	1 000 DM	1 000 \$	GROUP DESCRIPTION	DT * 100 KG	1 000 DM	1 000 \$
653 WOVN MAN-MADE FIB FABRIC	88	434	243	024 CHEESE AND CURD	4 142	2 096	1 162
654 OTH WOVN TEXTILE FABRIC	2	56	30	048 CEREAL ETC PREPARATIONS	640	542	303
656 LACE, RIBBONS, TULLE, ETC	1	66	37	061 SUGAR AND HONEY	4 528	153	83
657 SPECIAL TEXTILE ETC PROD	369	556	308	071 COFFEE AND SUBSTITUTES	33	89	32
658 TEXTILE ARTICLES NES	161	428	244	073 CHOCOLATE AND PRODUCTS	82	70	36
662 CLAY, REFRACTORY BLDG PRD	6 030	877	487	098 EDIBLE PRODUCTS, PREPS NES	427	318	173
663 OTH NONMETAL MINERAL MFS	4 128	502	273	111 NON-ALCOHL BEVERAGES NES	298	57	32
664 GLASS	3 163	422	229	233 RUBBER, SYNTHETIC, RECLAIMD	794	82	45
665 GLASSWARE	12 900	1 478	809	276 OTHER CRUDE MINERALS	7 755	100	57
666 POTTERY	98	207	115	334 PETROLEUM PRODUCTS, REFIN	1 096	120	69
671 PIG IRON ETC	3 016	118	65	424 FIXED VEG OIL NONSOFT	2 251	221	122
672 IRON, STL PRIMARY FORMS	7 222	318	175	511 HYDROCARBONS NES, DERIVS	510	146	79
673 IRON AND STEEL SHAPES	302	76	45	513 ORGANIC ACIDS, ETC	468	703	384
674 IRN, STL UNIV, PLATE, SHEET	9 825	697	401	514 NITROGEN-FUNCTN COMPOUNDS	1 071	453	251
675 IRON, STEEL HOOP, STRIP	1 930	478	262	516 OTHER ORGANIC CHEMICALS	4 416	786	432
678 IRON, STL TUBES, PIPES, ETC	962	213	123	523 OTHR INORGANIC CHEMICALS	510	50	30
682 COPPER EXC CEMENT COPPER	171	277	160	533 PIGMENTS, PAINTS, ETC	929	413	230
684 ALUMINIUM	1 791	1 199	661	541 MEDICINAL ETC PRODUCTS	537	2 359	1 329
691 STRUCTURES AND PARTS NES	645	723	392	553 PERFUMERY, COSMETICS, ETC	1 088	1 388	777
692 METAL TANKS, BOXES, ETC	236	251	140	554 SOAPS, CLEANING ETC PREPS	1 024	364	205
693 WIRE PRODUCTS NON ELECTR	83	64	34	582 PROD OF CONDENSATION ETC	2 651	777	433
694 STL, COPPR NAILS, NUTS, ETC	677	635	362	583 PROD OF POLYMERIZING ETC	1 700	675	378
695 TOOLS	314	1 153	628	584 CELLULOSE DERIVATIVES ETC	42	60	33
696 CUTLERY	132	835	471	591 PESTICIDES, DISINFECTANTS	404	286	159
697 BASE MTL HOUSEHOLD EQUIP	112	408	230	592 STARCH, INULIN, GLUTEN, ETC	1 216	383	214
699 OTHER METAL MANUFACTURES	1 741	1 976	1 115	598 MISC CHEMICAL PRODS NES	1 450	666	370
712 STEAM ENGINES, TURBINES	1	133	74	621 MATERIALS OF RUBBER	54	70	40
713 INTRNL COMBUS PISTN ENGN	94	666	380	625 RUBBER TYRES, TUBES	857	709	393
714 ENGINES & MOTORS NES	43	2 443	1 345	628 RUBBER ARTICLES NES	98	337	154
716 ROTATING ELECTRIC PLANT	124	1 234	730	635 WOOD MANUFACTURES NES	83	58	33
721 AGRIC MACHY, EXC TRACTORS	61	128	70	641 PAPER AND PAPERBOARD	2 369	534	295
723 CIVIL ENGINEER EQUIP ETC	168	474	262	642 ARTICLES OF PAPER ETC	6 886	3 693	2 054
724 TEXTILE, LEATHER MACHNRY	38	215	123	652 COTTON FABRICS, WOVEN	39	193	104
725 PAPER ETC MILL MACHINERY	7	68	37	653 WOVN MAN-MADE FIB FABRIC	125	587	328
726 PRINTG, BKBINDG MACHY, PTS	158	1 163	643	655 KNIT ETC FABRICS	13	79	42
727 FOOD MACHRY NON-DOMESTIC	25	125	69	657 SPECIAL TEXTILE ETC PROD	123	231	136
728 OTH MACHRY FOR SPCL INDUS	1 982	1 999	891	658 TEXTILE ARTICLES NES	54	386	210
736 MACHINE TOOLS FOR METAL	39	155	87	659 FLOOR COVERINGS ETC	46	189	102
737 METALWORKING MACHNRY NES	16	55	30	661 CEMENT ETC BUILDING PROD	20 505	693	397
741 HEATING, COOLING EQUIPMNT	185	1 225	705	662 CLAY, REFRACTORY BLDG PRD	16 511	2 251	1 269
742 PUMPS FOR LIQUIDS ETC	889	1 997	1 118	663 OTH NONMETAL MINERAL MFS	1 574	633	352
743 PUMPS NES, CENTRIFUGES ETC	189	1 505	864	664 GLASS	1 213	269	151
744 MECHANICAL HANDLING EQU	437	922	510	665 GLASSWARE	100	135	72
745 NONELEC MACHY, TOOLS NES	140	822	466	666 POTTERY	29	107	60
749 NONELEC MACH PTS, ACC NES	897	2 805	1 586	671 PIG IRON ETC	310	555	340
751 OFFICE MACHINES	86	308	173	678 IRON, STL TUBES, PIPES, ETC	1 018	296	164
752 AUTOMTIC DATA PROC EQUIP	11	252	143	682 COPPER EXC CEMENT COPPER	368	347	193
759 OFFICE & ADP MCH PTS, ACC	4	245	135	684 ALUMINIUM	76	101	55
761 TELEVISION RECEIVERS	92	303	179	691 STRUCTURES AND PARTS NES	1 347	1 200	659
764 TELECOM EQPT, PTS, ACC NES	56	2 279	1 320	694 STL, COPPR NAILS, NUTS, ETC	61	237	131
771 ELECTRIC POWER MACHY NES	85	245	136	695 TOOLS	303	829	455
772 SWITCHGEAR ETC & PTS NES	188	1 194	657	696 CUTLERY	156	905	503
773 ELECTR DISTRIBUTING MACH	280	286	159	697 BASE MTL HOUSEHOLD EQUIP	329	517	293
774 ELECTRO-MEDCL, XRAY EQUIP	28	2 711	1 503	699 OTHER METAL MANUFACTURES	456	2 555	1 476
775 HOUSEHOLD TYPE EQUIP NES	641	1 165	641	712 STEAM ENGINES, TURBINES	111	913	526
776 TRANSISTORS, VALVES, ETC	146	146	81	713 INTRNL COMBUS PISTN ENGN	95	1 097	616
778 ELECTRICAL MACHINERY NES	11 207	3 652	2 021	714 ENGINES & MOTORS NES	314	5 073	2 907
781 PASS MOTOR VEH EXC BUSES	5 144	16 713	10 438	716 ROTATING ELECTRIC PLANT	50	197	107
782 LORRIES, SPCL MTR VEH NES	126	274	165	723 CIVIL ENGINEER EQUIP ETC	60	418	231
784 MOTOR VEHCL PTS, ACC NES	1 559	5 684	3 165	724 TEXTILE, LEATHER MACHNRY	36	131	78
786 VEH NES NONMOTR, TRAILERS	95	111	59	725 PAPER ETC MILL MACHINERY	12	63	35
792 AIRCRAFT	2	555	305	726 PRINTG, BKBINDG MACHY, PTS	18	142	78
793 SHIPS AND BOATS	12 300	210	115	727 FOOD MACHRY NON-DOMESTIC	120	406	237
812 PLUMB, HEATNG, LGHTNG EQU	297	1 229	676	728 OTH MACHRY FOR SPCL INDUS	1 383	1 503	833
821 FURNITURE	2 921	2 572	1 640	737 METALWORKING MACHNRY NES	75	93	52
831 TRAVEL GOODS, HANDBAGS	16	294	163	741 HEATING, COOLING EQUIPMNT	96	572	316
842 MENS OUTERWEAR NOT KNIT	1	115	65	742 PUMPS FOR LIQUIDS ETC	558	1 601	884
843 WOMENS OUTERWEAR NONKNIT	3	374	204	743 PUMPS NES, CENTRIFUGES ETC	146	2 599	1 437
844 UNDERWEAR NOT KNIT	2	61	34	744 MECHANICAL HANDLING EQU	130	335	189
845 OUTERWEAR KNIT NONELASTC	123	123	68	745 NONELEC MACHY, TOOLS NES	165	588	327
846 UNDERWEAR KNITTED	6	123	67	749 NONELEC MACH PTS, ACC NES	676	2 035	1 120
847 TXTL CLTHNG ACCESSRYS NES	1	68	38	751 OFFICE MACHINES	59	282	157
848 HEADGEAR, NONTXTL CLOTHNG	23	104	57	752 AUTOMTIC DATA PROC EQUIP	46	1 149	638
851 FOOTWEAR	39	260	144	759 OFFICE & ADP MCH PTS, ACC	8	105	56
872 MEDICAL INSTRUMENTS NES	42	642	357	762 RADIO BROADCAST RECEIVRS	1	62	34
874 MEASURNG, CONTROLNG INSTR	92	2 047	1 168	764 TELECOM EQPT, PTS, ACC NES	169	6 923	3 823
881 PHOTO APPAR & EQUIPT NES	46	436	244	771 ELECTRIC POWER MACHY NES	120	214	116
882 PHOTO, CINEMA SUPPLIES	508	876	486	772 SWITCHGEAR ETC & PTS NES	171	953	527
884 OPTICAL GOODS NES	2	315	171	773 ELECTR DISTRIBUTING MACH	157	177	98
885 WATCHES AND CLOCKS	46	1 989	1 117	774 ELECTRO-MEDCL, XRAY EQUIP	139	2 609	1 435
892 PRINTED MATTER	322	342	190	775 HOUSEHOLD TYPE EQUIP NES	530	1 104	615
893 ARTICLES OF PLASTIC NES	1 322	1 944	1 072	776 TRANSISTORS, VALVES, ETC	70	70	35
894 TOYS, SPORTING GOODS, ETC	111	165	90	778 ELECTRICAL MACHINERY NES	2 889	2 724	1 494
895 OFFICE SUPPLIES NES	144	571	320	781 PASS MOTOR VEH EXC BUSES	9 832	45 966	25 894
897 GOLD, SILVER WARE, JEWELRY	5	1 425	805	782 LORRIES, SPCL MTR VEH NES	2 052	3 060	1 676
898 MUSICAL INSTRUMENTS, PTS	10	115	63	783 ROAD MOTOR VEHICLES NES	425	610	330
899 OTHER MANUFACTURED GOODS	151	314	176	784 MOTOR VEHCL PTS, ACC NES	2 665	8 925	4 983
				786 VEH NES NONMOTR, TRAILERS	88	242	135
				793 SHIPS AND BOATS	3 000	170	93
				812 PLUMB, HEATNG, LGHTNG EQU	373	1 277	710
				821 FURNITURE	1 604	1 604	929
				831 TRAVEL GOODS, HANDBAGS	19	191	110
				842 MENS OUTERWEAR NOT KNIT	13	208	114
				843 WOMENS OUTERWEAR NONKNIT	4	166	82
				845 OUTERWEAR KNIT NONELASTC	14	158	80
				846 UNDERWEAR KNITTED	19	296	167
				848 HEADGEAR, NONTXTL CLOTHNG	12	77	41
				851 FOOTWEAR	80	401	223
				871 OPTICAL INSTRUMENTS	2	390	217
				872 MEDICAL INSTRUMENTS NES	79	866	486
				874 MEASURNG, CONTROLNG INSTR	119	7 682	4 261
				881 PHOTO APPAR & EQUIPT NES	29	221	123
				882 PHOTO, CINEMA SUPPLIES	340	520	296
				884 OPTICAL GOODS NES	2	322	174
				885 WATCHES AND CLOCKS	11	2 910	1 688
QATAR							
IMPORTS							
333 CRUDE PETROLEUM	736 110	19 792	10 933	831 TRAVEL GOODS, HANDBAGS	19	191	110
511 HYDROCARBONS NES, DERIVS	35 999	2 844	1 531	842 MENS OUTERWEAR NOT KNIT	13	208	114
652 COTTON FABRICS, WOVEN	134	85	46	843 WOMENS OUTERWEAR NONKNIT	4	166	82
714 ENGINES & MOTORS NES	784	4 818	2 876	845 OUTERWEAR KNIT NONELASTC	14	158	80
743 PUMPS NES, CENTRIFUGES ETC	28	57	31	846 UNDERWEAR KNITTED	19	296	167
749 NONELEC MACH PTS, ACC NES	35	376	207	848 HEADGEAR, NONTXTL CLOTHNG	12	77	41
781 PASS MOTOR VEH EXC BUSES	74	128	70	851 FOOTWEAR	80	401	223
885 WATCHES AND CLOCKS	134 008	155 661	149	871 OPTICAL INSTRUMENTS	2	390	217
EXPORTS							
001 LIVE ANIMALS	2 264	1 025	590	872 MEDICAL INSTRUMENTS NES	79	866	486
022 MILK AND CREAM	3 902	517	286	874 MEASURNG, CONTROLNG INSTR	119	7 682	4 261
				881 PHOTO APPAR & EQUIPT NES	29	221	123
				882 PHOTO, CINEMA SUPPLIES	340	520	296
				884 OPTICAL GOODS NES	2	322	174
				885 WATCHES AND CLOCKS	11	2 910	1 688

7 IMPORTS AND EXPORTS (SPECIAL TRADE) BY COUNTRIES OF PRODUCTION AND CONSUMPTION AND BY GROUPS OF THE SITC-REV. II 1987

GROUP DESCRIPTION	DT * 100 KG	1 000 DM	1 000 \$	GROUP DESCRIPTION	DT * 100 KG	1 000 DM	1 000 \$
892 PRINTED MATTER	105	272	142	605 INDUSTRIAL PLANT, CHAP 73	6 420	6 681	3 683
893 ARTICLES OF PLASTIC NES	658	1 185	653	621 MATERIALS OF RUBBER	1 091	883	491
894 TOYS, SPORTING GOODS, ETC	123	176	95	625 RUBBER TYRES, TUBES	7 076	5 448	3 034
895 OFFICE SUPPLIES NES	195	657	366	628 RUBBER ARTICLES NES	888	2 337	1 295
897 GOLD, SILVER WARE, JEWELRY	2	6 591	3 716	634 VENEERS, PLYWOOD, ETC	1 321	642	354
898 MUSICAL INSTRUMENTS, PTS	13	151	80	635 WOOD MANUFACTURES NES	4 144	1 407	772
899 OTHER MANUFACTURED GOODS	112	429	241	641 PAPER AND PAPERBOARD	17 773	3 467	1 903
ARAB EMIRAT				642 ARTICLES OF PAPER ETC	18 641	10 331	5 718
IMPORTS	11 515 477	422 515	235 923	651 TEXTILE YARN AND THREAD	100	431	246
036 SHELL FISH FRESH, FROZEN	19	71	43	652 COTTON FABRICS, WOVEN	213	1 031	574
037 FISH ETC PREP'D PRSVD NES	7	180	107	653 WOVN MAN-MADE FIB FABRIC	513	2 259	1 259
211 HIDES, SKINS, UNDERESSED	371	169	93	654 OTH WOVEN TEXTILE FABRIC	56	176	96
282 IRON AND STEEL SCRAP	1 345	153	88	655 KNIT ETC FABRICS	184	477	271
288 NONFERR METAL SCRAP NES	13 412	2 438	1 370	656 LACE, RIBBONS, TULLE, ETC	45	153	83
289 PREC METAL ORE, WASTE NES	*	*	*	657 SPECIAL TEXTILE ETC PROD	675	1 186	658
291 CRUDE ANIMAL MTRIALS NES	153	1 176	660	658 TEXTILE ARTICLES NES	154	1 116	621
333 CRUDE PETROLEUM	11 236 218	317 883	176 895	659 FLOOR COVERINGS ETC	278	428	242
334 PETROLEUM PRODUCTS, REFIN	208 334	6 509	3 573	661 CEMENT ETC BUILDING PROD	89 782	1 433	801
511 HYDROCARBONS NES, DERIVS	39 879	3 150	1 874	662 CLAY, REFRACTORY BLDG PRD	70 532	7 248	4 042
625 RUBBER TYRES TUBES	1 414	799	463	663 OTH NONMETAL MINERAL MFS	8 013	4 070	2 265
659 FLOOR COVERINGS ETC	2	88	48	664 GLASS	5 989	1 100	614
667 PEARL, PREC., SEMI-P STONE	*	*	*	665 GLASSWARE	55 599	6 082	3 364
681 SILVER, PLATINUM, ETC	8	365	209	666 POTTERY	215	1 049	600
713 INTRNL COMBUS PISTN ENGN	30	68	37	667 PEARL, PREC., SEMI-P STONE	*	*	*
714 ENGINES & MOTORS NES	1	134	74	671 PIG IRON ETC	2 920	112	62
716 ROTATING ELECTRIC PLANT	265	171	98	673 IRON AND STEEL SHAPES	6 844	1 025	572
742 PUMPS FOR LIQUIDS ETC	59	255	140	674 IRN, STL UNIV, PLATE, SHEET	42 642	4 060	2 263
743 PUMPS NES, CENTRIFUGES ETC	30	87	49	675 IRON, STEEL HOOP, STRIP	1 878	600	336
745 NONELEC MACHY, TOOLS NES	14	65	36	676 RAILWAY RAILS ETC IRN, STL	229	65	35
749 NONELEC MACH PTS, ACC NES	76	300	166	677 IRN, STL WIRE EXCL W ROD	870	207	119
752 AUTOMTIC DATA PROC EQUIP	12	132	75	678 IRON, STL TUBES, PIPES, ETC	162 665	20 697	11 587
759 OFFICE & ADP MCH PTS, ACC	*	61	34	679 IRN, STL CASTINGS UNWORKE	1 022	318	174
761 TELEVISION RECEIVERS	6	96	55	681 SILVER, PLATINUM, ETC	15	584	320
763 SOUND RECORDS, PHONOGRPH	8	65	36	682 COPPER EXC CEMENT COPPER	1 774	1 768	998
764 TELECOM EQPT, PTS, ACC NES	5	516	293	683 NICKEL	221	509	285
778 ELECTRICAL MACHINERY NES	*	55	32	684 ALUMINIUM	3 211	2 254	1 248
781 PASS MOTOR VEH EXC BUSES	235	616	347	686 ZINC	998	136	72
782 LORRIES, SPCL MTR VEH NES	86	60	33	691 STRUCTURES AND PARTS NES	62 472	27 500	15 303
792 AIRCRAFT	35	4 007	2 190	692 METAL TANKS, BOXES, ETC	3 468	3 425	1 875
842 MENS OUTERWEAR NOT KNIT	25	65	37	693 WIRE PRODUCTS NON ELECTR	1 860	817	453
843 WOMENS OUTERWEAR NONKNIT	91	232	133	694 STL, COPPR NAILS, NUTS, ETC	870	892	501
846 UNDERWEAR KNITTED	294	764	432	695 TOOLS	2 006	5 624	3 136
872 MEDICAL INSTRUMENTS NES	2	171	100	696 CUTLERY	1 329	5 052	2 823
874 MEASURNG, CONTROLNG INSTR	7	473	258	697 BASE MTL HOUSEHOLD EQUIP	3 304	4 335	2 409
882 PHOTO, CINEMA SUPPLIES	197	1 364	791	699 OTHER METAL MANUFACTURES	7 752	8 798	4 913
884 OPTICAL GOODS NES	1	120	66	700 INDUSTRIAL PLANT, CHAP 84	19 551	46 386	25 401
971 GOLD, NON MONETARY NES	*	*	*	703 INDUSTRIAL PLANT, CHAP 85	15 554	39 366	21 571
EXPORTS	3 237 948	1 324 379	745 745	711 STEAM BOILERS & AUX PLNT	15 870	37 449	21 580
001 LIVE ANIMALS	855	593	328	712 STEAM ENGINES, TURBINES	379	8 015	4 615
011 MEAT FRESH, CHILLO, FROZEN	1 345	428	235	713 INTRNL COMBUS PISTN ENGN	2 546	20 544	11 384
022 MILK AND CREAM	19 559	2 500	1 387	714 ENGINES & MOTORS NES	255	3 377	1 852
023 BUTTER	587	139	76	716 ROTATING ELECTRIC PLANT	1 552	5 808	3 230
024 CHEESE AND CURD	8 141	4 228	2 333	718 OTH POWER GENERATG MACHY	399	2 615	1 456
025 EGGS, BIRDS, FRESH, PRSRVD	2 133	1 091	612	721 AGRIC MACHY, EXC TRACTORS	538	1 551	852
048 CEREAL ETC PREPARATIONS	6 196	4 564	2 580	722 TRACTORS NON-ROAD	84	140	76
061 SUGAR AND HONEY	1 701 612	58 966	32 537	723 CIVIL ENGINEER EQUIP ETC	7 611	11 945	6 983
062 SUGAR PREPS NON-COCOA	1 549	882	488	724 TEXTILE, LEATHER MACHNRY	955	2 795	1 559
071 COFFEE AND SUBSTITUTES	321	353	195	725 PAPER ETC MILL MACHINERY	840	3 193	1 781
072 COCOA	127	97	53	726 PRINTG, BKBINDG MACHY, PTS	807	4 557	2 509
073 CHOCOLATE AND PRODUCTS	854	647	365	727 FOOD MACHY NON-DOMESTIC	65	456	256
081 FEEDING STUFF FOR ANMLs	10 713	1 105	606	728 OTH MACHY FOR SPCL INDUS	5 185	11 068	6 135
091 MARGARINE AND SHORTENING	378	94	52	736 MACHINE TOOLS FOR METAL	530	1 659	949
098 EDIBLE PRODUCTS, PREPS NES	5 617	6 073	3 650	737 METALWORKING MACHNRY NES	78	306	171
111 NON-ALCOHL BEVERAGES NES	1 147	122	66	741 HEATING, COOLING EQUIPMNT	1 900	5 308	2 952
112 ALCOHLIC BEVERAGES	7 638	1 408	788	742 PUMPS FOR LIQUIDS ETC	2 297	5 102	2 952
122 TOBACCO MFRS	712	888	490	743 PUMPS NES, CENTRIFUGES ETC	10 600	29 175	16 069
233 RUBBER, SYNTHTIC, RECLAIMD	5 054	1 164	684	744 MECHANICAL HANDLING EQU	13 780	18 431	10 265
248 WOOD SHAPED	940	137	79	745 NONELEC MACHY, TOOLS NES	3 074	9 308	5 172
268 WOOL (EXC TOPS), ANML HAIR	43	56	31	749 NONELEC MACH PTS, ACC NES	7 235	20 948	11 700
278 OTHER CRUDE MINERALS	16 706	237	134	751 OFFICE MACHINES	398	1 458	815
288 NONFERR METAL SCRAP NES	4 935	709	384	752 AUTOMTIC DATA PROC EQUIP	135	3 553	1 969
292 CRUDE VEG MATERIALS NES	77	114	763	759 OFFICE & ADP MCH PTS, ACC	61	794	439
322 COAL, LIGNITE, PEAT	10 037	221	63	761 TELEVISION RECEIVERS	256	876	478
334 PETROLEUM PRODUCTS, REFIN	3 820	889	482	762 RADIO BROADCAST RECEIVRS	58	574	322
335 RESIDUAL PETRLM PROD NES	387	83	46	763 SOUND RECORDS, PHONOGRPH	32	568	326
423 FIXED VEG OILS, SOFT	31 000	2 075	1 139	764 TELECOM EQPT, PTS, ACC NES	1 081	38 528	22 102
424 FIXED VEG OIL NONSOFT	6 102	795	79	765 ELECTRIC POWER MACHY NES	1 574	2 959	1 667
431 PROCESD ANML VEG OIL, ETC	1 483	320	177	772 SWITCHGEAR ETC & PTS NES	5 092	27 499	15 268
511 HYDROCARBONS NES, DERIVS	3 956	656	366	773 ELECTR DISTRIBUTING MACH	6 388	6 131	3 417
512 ALCOHOLS, PHENOLS, ETC	2 608	440	248	774 ELECTRO-MEDCL, XRAY EQUIP	463	6 688	4 811
513 ORGANIC ACIDS, ETC	5 780	1 085	606	775 HOUSEHOLD TYPE EQUIP NES	4 927	9 777	5 435
514 NITROGEN-FUNCTN COMPOUNDS	1 995	751	420	776 TRANSISTORS, VALVES, ETC	*	424	236
515 ORG-INORG COMPOUNDS ETC	324	210	115	778 ELECTRICAL MACHINERY NES	6 515	11 949	6 660
516 OTHER ORGANIC CHEMICALS	1 610	1 220	693	781 PASS MOTOR VEH EXC BUSES	30 373	114 813	65 365
522 INORG ELEMENTS, OXIDES, ETC	22 951	4 162	2 306	782 LORRIES, SPCL MTR VEH NES	22 256	22 356	12 349
523 OTHR INORGANIC CHEMICALS	49 945	2 362	1 303	783 ROAD MOTOR VEHICLES NES	9 799	27 073	16 183
531 SYNT DYE, NAT INDGO, LAKES	68	162	88	784 MOTOR VEHCL PTS, ACC NES	17 336	68 941	38 418
533 PIGMENTS, PAINTS, ETC	7 612	3 679	2 053	785 MOTOR & OTHER CYCLES ETC	31	96	54
541 MEDICINAL ETC PRODUCTS	5 063	15 940	8 952	786 VEH NES NONMOTR, TRAILERS	13 500	20 589	12 193
551 ESSENTL OIL, PERFUME, ETC	41	194	104	792 AIRCRAFT	69	5 489	3 044
553 PERFUMERY, COSMETICS, ETC	9 187	10 521	5 908	793 SHIPS AND BOATS	307 114	217 683	125 931
554 SOAPS, CLEANING ETC PREPS	10 022	3 684	2 055	801 INDUSTRIAL PLANT, CHAP 90	516	5 213	2 869
562 FERTILIZERS MANUFACTURED	18 767	596	327	812 PLUMBNG, HEATNG, LGHTNG EQU	4 181	10 420	5 869
562 PROD OF CONDENSATION ETC	18 883	6 262	3 474	821 FURNITURE	7 265	5 481	3 063
563 PROD OF POLYMERIZING ETC	21 087	6 222	3 448	831 TRAVEL GOODS, HANDBAGS	55	563	313
584 CELLULOSE DERIVATIVES ETC	684	553	312	842 MENS OUTERWEAR NOT KNIT	134	1 456	819
585 PLASTIC MATERIALS NES	517	66	38	843 WOMENS OUTERWEAR NONKNIT	103	1 821	1 029
591 PESTICIDES, DISINFECTANTS	3 538	3 787	2 100	844 UNDERWEAR NOT KNIT	41	414	230
592 STARCH, INULIN, GLUTEN, ETC	7 152	1 604	892	845 OUTERWEAR KNIT NONELASTC	20	480	259
598 MISC CHEMICAL PRODS NES	14 230	5 653	3 152	846 UNDERWEAR KNITTED	42	586	327
				847 TXLT CLTHNG ACCESSRYS NES	10	166	92
				848 HEADGEAR, NONTXLT CLOTHNG	169	596	327
				851 FOOTWEAR	230	1 296	710
				871 OPTICAL INSTRUMENTS	44	796	440
				872 MEDICAL INSTRUMENTS NES	263	4 155	2 329

7 IMPORTS AND EXPORTS (SPECIAL TRADE) BY COUNTRIES OF PRODUCTION AND CONSUMPTION AND BY GROUPS OF THE SITC-REV. II 1987

GROUP DESCRIPTION	DT = 100 KG	1 000 DM	1 000 \$	GROUP DESCRIPTION	DT = 100 KG	1 000 DM	1 000 \$
873 METERS & COUNTERS NES	142	925	510	711 STEAM BOILERS & AUX PLNT	25	389	214
874 MEASURNG, CONTROLNG INSTR	970	16 262	9 058	712 STEAM ENGINES, TURBINES	3	132	72
881 PHOTO APPAR & EQUIPT NES	284	2 689	1 501	713 INTRNL COMBUS PISTN ENGN	276	2 592	1 455
882 PHOTO, CINEMA SUPPLIES	3 107	4 457	2 466	714 ENGINES & MOTORS NES	4	385	212
884 OPTICAL GOODS NES	80	2 181	1 213	716 ROTATING ELECTRIC PLANT	381	769	419
885 WATCHES AND CLOCKS	183	6 199	3 486	721 AGRIC MACHY, EXC TRACTORS	43	95	52
892 PRINTED MATTER	907	1 428	794	722 TRACTORS NON-ROAD	118	121	67
893 ARTICLES OF PLASTIC NES	9 723	7 813	4 340	723 CIVIL ENGINEER EQUIP ETC	213	977	546
894 TOYS, SPORTING GOODS, ETC	1 703	3 407	1 909	724 TEXTILE, LEATHER MACHNRY	20	211	118
895 OFFICE SUPPLIES NES	1 027	2 833	1 573	726 PRINTG, BKBINDG MACHY, PTS	15	117	65
896 WORKS OF ART ETC	4	489	267	727 FOOD MACHRY NON-DOMESTIC	9	66	36
897 GOLD, SILVER WARE, JEWELRY	9	12 005	6 700	728 OTH MACHY FOR SPCL INDUS	874	1 256	688
898 MUSICAL INSTRUMENTS, PTS	147	704	396	736 MACHINE TOOLS FOR METAL	33	170	94
899 OTHER MANUFACTURED GOODS	686	2 074	1 143	737 METALWORKING MACHNRY NES	17	87	48
951 WAR FIREARMS, AMMUNITION	72	723	411	741 HEATING, COOLING EQUIPMNT	310	1 277	741
OMAN				742 PUMPS FOR LIQUIDS ETC	270	1 411	782
IMPORTS	8 942	14 557	8 098	743 PUMPS NES, CENTRIFUGES ETC	8 100	18 433	10 106
036 SHELL FISH FRESH, FROZEN	26	55	33	744 MECHANICAL HANDLING EQU	946	1 594	914
714 ENGINES & MOTORS NES	1	120	66	745 NONELEC MACHY, TOOLS NES	186	1 301	722
716 ROTATING ELECTRIC PLANT	180	333	186	749 NONELEC MACH PTS, ACC NES	869	2 467	1 379
741 HEATING, COOLING EQUIPMNT	1	68	38	751 OFFICE MACHINES	83	317	179
744 MECHANICAL HANDLING EQU	600	69	37	752 AUTOMTIC DATA PROC EQUIP	37	566	312
749 NONELEC MACH PTS, ACC NES	225	187	108	759 OFFICE & ADP MCH PTS, ACC	23	329	177
764 TELECOM EQPT, PTS, ACC NES	2	142	81	761 TELEVISION RECEIVERS	33	97	52
778 ELECTRICAL MACHINERY NES	55	174	98	762 RADIO BROADCAST RECEIVRS	41	245	139
781 PASS MOTOR VEH EXC BUSES	56	73	42	763 SOUND RECORDRS, PHONOGRPH	12	278	157
874 MEASURNG, CONTROLNG INSTR	1	116	65	764 TELECOM EQPT, PTS, ACC NES	1 313	19 108	10 834
885 WATCHES AND CLOCKS	3	268	146	771 ELECTRIC POWER MACHY NES	1 591	2 122	1 156
EXPORTS	610 866	326 300	181 186	772 SWITCHGEAR ETC & PTS NES	1 055	5 182	2 867
001 LIVE ANIMALS	793	222	123	773 ELECTR DISTRIBUTING MACH	7 368	5 666	3 151
022 MILK AND CREAM	24 748	3 353	1 889	774 ELECTRO-MEDCL, XRAY EQUIP	319	10 611	5 876
024 CHEESE AND CURD	2 215	1 110	614	775 HOUSEHOLD TYPE EQUIP NES	1 022	1 794	988
048 CEREAL ETC PREPARATIONS	2 885	2 812	1 563	776 TRANSISTORS, VALVES, ETC		741	412
056 VEGETABLES ETC PRSRVD, PREPD	97	119	68	778 ELECTRICAL MACHINERY NES	1 384	1 982	1 109
058 FRUIT PRESERVED, PREPARED	459	106	58	781 PASS MOTOR VEH EXC BUSES	10 079	42 294	23 650
061 SUGAR AND HONEY	137 158	5 341	2 937	782 LORRIES, SPCL MTR VEH NES	2 825	3 627	2 037
071 COFFEE AND SUBSTITUTES	345	440	242	784 MOTOR VEHCL PTS, ACC NES	2 433	9 734	5 419
073 CHOCOLATE AND PRODUCTS	80	69	39	785 MOTOR & OTHER CYCLES ETC	18	112	62
081 FEEDING STUFF FOR ANIMLS	1 030	106	57	786 VEH NES NONMOTR, TRAILERS	2 026	1 202	662
098 EDIBLE PRODCTS, PREPS NES	2 563	3 114	1 738	793 SHIPS AND BOATS	60 400	99 877	55 152
112 ALCOHOLIC BEVERAGES	1 047	245	133	812 PLUMB, HEATNG, LGHTNG EQU	614	2 657	1 521
122 TOBACCO MFRS	81	168	94	821 FURNITURE	4 041	2 364	1 309
233 RUBBER, SYNTHETIC, RECLAIMD	1 107	149	84	831 TRAVEL GOODS, HANDBAGS	17	79	45
247 OTH WOOD ROUGH, SQUARED	2 907	571	318	843 WOMENS OUTERWEAR NONKNIT	11	265	145
278 OTHER CRUDE MINERALS	3 631	56	30	851 FOOTWEAR	54	317	177
322 COAL, LIGNITE, PEAT	13 404	283	156	871 OPTICAL INSTRUMENTS	4	120	66
334 PETROLEUM PRODUCTS, REFIN	332	151	83	872 MEDICAL INSTRUMENTS NES	56	546	298
423 FIXED VEG OILS, SOFT	5 178	451	242	873 METERS & COUNTERS NES	45	159	83
424 FIXED VEG OIL NONSOFT	923	227	126	874 MEASURNG, CONTROLNG INSTR	.79	1 944	1 088
511 HYDROCARBONS NES, DERIVS	248	58	31	881 PHOTO APPAR & EQUIPT NES	13	496	273
514 NITROGEN-FUNCTN COMPOUNDS	795	248	144	882 PHOTO, CINEMA SUPPLIES	443	561	309
515 ORG-INORG COMPOUNDS ETC	1 466	265	145	884 OPTICAL GOODS NES	2	393	213
516 OTHER ORGANIC CHEMICALS	371	92	53	885 WATCHES AND CLOCKS	45	350	196
522 INORG ELEMNTS, OXIDES, ETC	1 502	301	173	892 PRINTED MATTER	203	287	159
523 OTHR INORGANIC CHEMICALS	684	98	54	893 ARTICLES OF PLASTIC NES	512	895	487
533 PIGMENTS, PAINTS, ETC	782	544	297	894 TOYS, SPORTING GOODS, ETC	61	133	71
541 MEDICINAL ETC PRODUCTS	835	3 904	2 176	895 OFFICE SUPPLIES NES	235	606	329
551 ESSENTL OIL, PERFUME, ETC	19	61	34	897 GOLD, SILVER WARE, JEWELRY		795	442
553 PERFUMERY, COSMETICS, ETC	2 321	2 197	1 229	898 MUSICAL INSTRUMENTS, PTS	215	435	241
554 SOAPS, CLEANING ETC PREPS	1 775	704	388	899 OTHER MANUFACTURED GOODS	63	153	82
562 FERTILIZERS MANUFACTURED	40 187	2 207	1 225	971 GOLD, NON MONETARY NES		83	45
572 EXPLOSIVES, PYROTECH PROD	1 028	523	287	NORTH YEMEN			
582 PROD OF CONDENSATION ETC	847	577	323	IMPORTS	239	2 452	1 376
583 PROD OF POLYMERIZING ETC	7 372	3 107	1 729	714 ENGINES & MOTORS NES	5	550	316
584 CELLULOSE DERIVATIVES ETC	128	71	39	716 ROTATING ELECTRIC PLANT		151	84
591 PESTICIDES, DISINFECTANTS	270	335	184	728 OTH MACHY FOR SPCL INDUS	1	96	52
592 STARCH, INULIN, GLUTEN, ETC	296	191	106	743 PUMPS NES, CENTRIFUGES ETC		66	36
598 MISC CHEMICAL PRODS NES	4 316	1 325	735	749 NONELEC MACH PTS, ACC NES	1	170	95
605 INDUSTRIAL PLANT, CHAP 73	92	55	30	792 AIRCRAFT	6	601	333
612 LEATHER ETC MANUFACTURES	48	341	187	874 MEASURNG, CONTROLNG INSTR		67	40
621 MATERIALS OF RUBBER	372	175	96	EXPORTS	268 866	119 919	66 748
625 RUBBER TYRES, TUBES	1 836	1 469	813	001 LIVE ANIMALS	957	1 175	676
628 RUBBER ARTICLES NES	230	259	142	022 MILK AND CREAM	1 050	281	155
635 WOOD MANUFACTURES NES	201	120	69	023 BUTTER	150	56	31
641 PAPER AND PAPERBOARD	541	265	152	025 EGGS, BIRDS, FRESH, PRSRVD	6 202	3 631	2 038
642 ARTICLES OF PAPER ETC	9 002	5 409	2 966	061 SUGAR AND HONEY	828	72	43
651 TEXTILE YARN AND THREAD	195	124	70	081 FEEDING STUFF FOR ANIMLS	159	509	281
652 COTTON FABRICS, WOVEN	70	292	161	098 EDIBLE PRODCTS, PREPS NES	626	950	539
653 WOVN MAN-MADE FIB FABRIC	24	121	69	112 ALCOHOLIC BEVERAGES	37	209	119
657 SPECIAL TEXTILE ETC PROD	25	88	48	266 SYNTHETIC FIBRE TO SPIN	5 996	1 350	755
658 TEXTILE ARTICLES NES	390	178	98	292 CRUDE VEG MATERIALS NES	126	418	225
661 CEMENT ETC BUILDING PROD	153 475	3 295	1 830	334 PETROLEUM PRODUCTS, REFIN	3 450	753	416
662 CLAY, REFRACTORY BLDG PRD	6 388	963	529	335 RESIDUAL PETRLM PROD NES	4 982	281	156
663 OTH NONMETAL MINERAL MFS	593	199	109	431 PROCESD ANML VEG OIL, ETC	1 289	346	191
664 GLASS	792	243	138	513 ORGANIC ACIDS, ETC	115	88	49
665 GLASSWARE	10 056	902	491	514 NITROGEN-FUNCTN COMPOUNDS	1 109	376	209
673 IRON AND STEEL SHAPES	94	146	80	515 ORG-INORG COMPOUNDS ETC	247	235	129
674 IRN, STL UNIV, PLATE, SHEET	2 794	376	206	516 OTHER ORGANIC CHEMICALS	23	71	41
678 IRON, STL TUBES, PIPES, ETC	34 452	5 237	2 948	522 INORG ELEMNTS, OXIDES, ETC	1 550	190	105
681 SILVER, PLATINUM, ETC	10	121	67	523 OTHR INORGANIC CHEMICALS	28 197	716	414
682 COPPER EXC CEMENT COPPER	346	206	125	531 SYNT DYE, NAT INDGO, LAKES	148	641	350
684 ALUMINIUM	97	165	91	533 PIGMENTS, PAINTS, ETC	1 079	520	290
691 STRUCTURES AND PARTS NES	658	572	316	541 MEDICINAL ETC PRODUCTS	8 599	16 386	9 120
692 METAL TANKS, BOXES, ETC	286	137	74	551 ESSENTL OIL, PERFUME, ETC	222	659	362
693 WIRE PRODUCTS NON ELECTR	265	95	52	554 SOAPS, CLEANING ETC PREPS	2 138	470	257
694 STL, COPPR NAILS, NUTS, ETC	1 076	264	144	562 FERTILIZERS MANUFACTURED	505	102	62
695 TOOLS	292	764	416	572 EXPLOSIVES, PYROTECH PROD	2 606	748	408
696 CUTLERY	131	655	368	582 PROD OF CONDENSATION ETC	1 195	196	103
697 BASE MTL HOUSEHOLD EQUIP	210	395	222	583 PROD OF POLYMERIZING ETC	7 387	2 154	1 178
699 OTHER METAL MANUFACTURES	732	1 303	708	584 CELLULOSE DERIVATIVES ETC	279	255	141

GROUP DESCRIPTION	DT	100 KG	1 000 DM	1 000 \$	GROUP DESCRIPTION	DT	100 KG	1 000 DM	1 000 \$
591 PESTICIDES,DISINFECTANTS		84	64	36	678 IRON, STL TUBES,PIPES,ETC	3	600	567	316
592 STARCH,INULIN, GLUTEN,ETC	6	281	631	349	685 LEAD		100	81	44
598 MISC CHEMICAL PRODS NES	1	585	761	422	695 TOOLS		24	116	68
625 RUBBER TYRES,TUBES		204	146	83	713 INTRNL COMBUS PISTN ENGN		40	729	409
628 RUBBER ARTICLES NES		55	155	85	716 ROTATING ELECTRIC PLANT		566	1 915	1 181
635 WOOD MANUFACTURES NES		809	612	333	723 CIVIL ENGINEERG EQUIP ETC		40	73	40
641 PAPER AND PAPERBOARD	13	156	4 096	2 272	727 FOOD MACHRY NON-DOMESTIC	1	341	4 026	2 183
642 ARTICLES OF PAPER ETC	13	094	9 287	5 171	728 OTH MACHY FOR SPCL INDUS		11	231	126
651 TEXTILE YARN AND THREAD		152	122	65	736 MACHINE TOOLS FOR METAL		74	953	528
657 SPECIAL TEXTILE ETC PROD		203	364	200	741 HEATING,COOLING EQUIPMNT		50	310	172
658 TEXTILE ARTICLES NES		27	157	85	742 PUMPS FOR LIQUIDS ETC		232	1 377	776
661 CEMENT ETC BUILDING PROD	32	056	793	445	743 PUMPS NES,CENTRIFUGES ETC	1	067	1 309	721
662 CLAY,REFRACTORY BLDG PRD	9	893	1 480	858	745 NONELEC MACHY,TOOLS NES		62	384	194
663 OTH NONMETAL MINERAL MFS		858	462	260	749 NONELEC MACH PTS,ACC NES		70	157	87
664 GLASS		875	153	87	763 SOUND RECORDRS,PHONOGRAPH		2	79	44
665 GLASSWARE		109	94	55	764 TELECOM EQPT,PTS,ACC NES		1	60	33
673 IRON AND STEEL SHAPES	1	624	224	125	772 SWITCHGEAR ETC & PTS NES		42	464	260
674 IRN,STL UNIV,PLATE,SHEET	13	251	1 602	882	773 ELECTR DISTRIBUTING MACH		979	430	237
675 IRON,STEEL HOOP,STRIP	7	343	1 093	600	774 ELECTRO-MEDCL,XRAY EQUIP		13	259	154
678 IRON,STL TUBES,PIPES,ETC	50	436	7 402	4 100	781 PASS MOTOR VEH EXC BUSES		74	207	116
679 IRN,STL CASTINGS UNWORKE	11	174	1 786	985	784 MOTOR VEHCL PTS,ACC NES		45	245	140
684 ALUMINIUM		100	164	92	812 PLUMB, HEATING, LIGHTING EQU		8	70	41
691 STRUCTURES AND PARTS NES		629	414	227	821 FURNITURE		204	175	94
692 METAL TANKS,BOXES,ETC		637	588	330	872 MEDICAL INSTRUMENTS NES		21	109	61
693 WIRE PRODUCTS NON ELECTR		365	73	40	874 MEASURING,CONTROLLING INSTR		21	404	222
695 TOOLS		155	823	463	881 PHOTO APPAR & EQUIPT NES		8	55	30
699 OTHER METAL MANUFACTURES	2	198	1 470	815	893 ARTICLES OF PLASTIC NES		157	192	106
713 INTRNL COMBUS PISTN ENGN		150	590	338	895 OFFICE SUPPLIES NES		46	87	49
714 ENGINES & MOTORS NES		3	527	293					
716 ROTATING ELECTRIC PLANT		713	2 730	1 644	AFGHANISTAN				
721 AGRIC MACHY,EXC TRACTORS		121	586	341					
723 CIVIL ENGINEERG EQUIP ETC		253	1 023	556	IMPORTS		26 894	69 931	39 246
724 TEXTILE,LEATHER MACHNRY		50	195	106					
725 PAPER ETC MILL MACHINERY		156	411	224	054 VEG ETC FRSH,SMPLY PRSVD		811	166	94
726 PRINTG,BKBINDG MACHY,PTS		80	655	360	057 FRUIT,NUTS,FRESH,DRIED	3	306	1 896	1 035
727 FOOD MACHRY NON-DOMESTIC	1	799	4 365	2 415	212 FUR SKINS UNRESSED		870	10 308	6 018
728 OTH MACHY FOR SPCL INDUS	1	013	3 006	1 656	263 COTTON		1 277	244	135
736 MACHINE TOOLS FOR METAL		33	525	289	268 WOOL(EXC TOPS),ANML HAIR		29	293	161
737 METALWORKING MACHNRY NES		14	154	83	291 CRUDE ANIMAL MTRIALS NES	1	465	6 296	3 489
741 HEATING,COOLING EQUIPMNT		687	2 153	1 179	292 CRUDE VEG MATERIALS NES	4	955	699	386
742 PUMPS FOR LIQUIDS ETC		40	263	148	611 LEATHER		5	53	30
743 PUMPS NES,CENTRIFUGES ETC		749	1 466	816	613 FUR SKINS TANNED,DRESSED		32	317	186
744 MECHANICAL HANDLING EQU		209	460	266	658 TEXTILE ARTICLES NES		144	551	306
745 NONELEC MACHY,TOOLS NES		401	4 008	2 218					

7 IMPORTS AND EXPORTS (SPECIAL TRADE) BY COUNTRIES OF PRODUCTION AND CONSUMPTION AND BY GROUPS OF THE SITC-REV. II 1987

GROUP DESCRIPTION	DT = 100 KG	1 000 DM	1 000 \$	GROUP DESCRIPTION	DT = 100 KG	1 000 DM	1 000 \$
728 OTH MACHY FOR SPCL INDUS	856	645	362	025 EGGS, BIRDS, FRESH, PRSRVD	132	77	42
736 MACHINE TOOLS FOR METAL	43	105	62	041 WHEAT ETC UNMILLED	291 014	4 781	2 640
741 HEATING, COOLING EQUIPMNT	7 081	4 052	2 187	048 CEREAL ETC PREPARATIONS	428	278	155
742 PUMPS FOR LIQUIDS ETC	197	690	381	061 SUGAR AND HONEY	58 496	2 873	1 613
743 PUMPS NES, CENTRIFUGES ETC	90	323	179	081 FEEDING STUFF FOR ANIMLS	1 440	355	197
745 NONELEC MACHY, TOOLS NES	338	1 078	590	098 EDIBLE PRODUCTS, PREPS NES	305	347	192
749 NONELEC MACH PTS, ACC NES	345	1 090	597	233 RUBBER, SYNTHETIC, RECLAIMD	23 818	3 315	1 830
763 SOUND RECORDRS, PHONOGRPH	2	393	212	251 PULF AND WASTE PAPER	6 229	656	364
764 TELECOM EQPT, PTS, ACC NES	25	648	358	266 SYNTHETIC FIBRE TO SPIN	8 322	3 254	1 797
771 ELECTRIC POWER MACHY NES	146	152	85	269 WASTE OF TEXTILE FABRICS	25 260	2 291	1 278
772 SWITCHGEAR, ETC & PTS NES	218	1 059	617	274 SULPHUR ETC	1 944	115	65
773 ELECTR DISTRIBUTING MACH	3 519	1 829	1 039	278 OTHER CRUDE MINERALS	2 280	429	236
774 ELECTRO-MEDCL, XRAY EQUIP	46	660	364	282 IRON AND STEEL SCRAP	58 403	935	523
775 HOUSEHOLD TYPE EQUIP NES	269	216	125	287 BASE METAL ORES, CONC NES	1 764	372	200
776 TRANSISTORS, VALVES, ETC	1	116	63	288 NONFERR METAL SCRAP NES	25 145	2 206	1 229
778 ELECTRICAL MACHINERY NES	495	419	231	292 CRUDE VEG MATERIALS NES	670	652	357
781 PASS MOTOR VEH EXC BUSES	707	709	396	334 PETROLEUM PRODUCTS, REFIN	19 101	5 760	3 210
782 LORRIES, SPCL MTR VEH NES	12 188	1 105	616	335 RESIDUAL PETRLM PROD NES	2 188	415	229
783 ROAD MOTOR VEHICLES NES	3 405	285	161	423 FIXED VEG OILS, SOFT	34 780	3 790	2 149
784 MOTOR VEHCL PTS, ACC NES	16 434	1 912	1 066	431 PROCESD ANML VEG OIL, ETC	2 092	443	247
786 VEH NES NONMOTR, TRAILERS	1 756	96	55	511 HYDROCARBONS NES, DERIVS	5 082	1 453	811
812 PLUMBGB, HEATING, LGHTNG EQU	3 961	5 491	3 017	512 ALCOHOLS, PHENOLS, ETC	13 349	2 017	1 126
851 FOOTWEAR	44	267	147	513 ORGANIC ACIDS, ETC	88 302	12 635	7 030
872 MEDICAL INSTRUMENTS NES	66	648	367	514 NITROGEN-FUNCTN COMPOUNDS	13 614	8 034	4 446
874 MEASURING, CONTROLLING INSTR	4	160	93	515 ORG-INORG COMPOUNDS ETC	7 028	31 487	17 437
881 PHOTO APPAR & EQUIPT NES	2	142	76	516 OTHER ORGANIC CHEMICALS	4 314	3 772	2 074
882 PHOTO, CINEMA SUPPLIES	247	718	395	522 INORG ELEMENTS, OXIDES, ETC	12 520	3 672	2 080
884 OPTICAL GOODS NES		61	33	523 OTHR INORGANIC CHEMICALS	31 001	5 312	2 947
892 PRINTED MATTER	52	137	73	531 SYNT DYE, NAT INDGO, LAKES	8 023	17 869	9 917
893 ARTICLES OF PLASTIC NES	1 389	677	377	532 DYES NES, TANNING PRODS	59 112	11 635	6 445
895 OFFICE SUPPLIES NES	40	117	64	533 PIGMENTS, PAINTS, ETC	8 841	4 487	2 490
897 GOLD, SILVER WARE, JEWELRY	4	67	37	541 MEDICINAL ETC PRODUCTS	6 569	37 864	21 031
898 MUSICAL INSTRUMENTS, PTS	64	421	238	551 ESSENTL OIL, PERFUME, ETC	334	1 559	862
899 OTHER MANUFACTURED GOODS	105	240	136	553 PERFUMERY, COSMETICS, ETC	22	81	45
PAKISTAN				554 SOAPS, CLEANING ETC PREPS	12 322	4 080	2 245
IMPORTS	1 976 235	527 608	293 554	562 FERTILIZERS MANUFACTURED	490 053	16 830	9 091
034 FISH FRESH, CHILLED, FROZN	1 980	1 677	927	572 EXPLOSIVES, PYROTECH PROD	201	170	95
036 SHELL FISH FRESH, FROZEN	319	591	327	582 PROD OF CONDENSATION ETC	14 145	8 589	4 796
056 VEGTBLES ETC PRSRVD, PREPD	30	499	272	583 PROD OF POLYMERIZING ETC	83 076	19 086	10 604
057 FRUIT, NUTS, FRESH, DRIED	1 206	1 112	623	584 CELLULOSE DERIVATIVES ETC	1 586	1 119	634
061 SUGAR AND HONEY	1 335 323	18 604	10 244	591 PESTICIDES, DISINFECTANTS	15 354	20 526	11 472
075 SPICES	2 463	535	299	592 STARCH, INULIN, GLUTEN, ETC	1 303	952	526
211 HIDES, SKINS, UNDRESSED	49	168	93	598 MISC CHEMICAL PRODS NES	45 876	14 888	8 276
212 FUR SKINS UNDRESSED	43	194	109	605 INDUSTRIAL PLANT, CHAP 73	813	2 010	1 161
223 SEEDS FOR OTH FIXED OILS	1 261	117	67	607 INDUSTRIAL PLANT, CHAP 82	12	555	333
263 COTTON	310 507	49 965	27 706	611 LEATHER	20	127	71
268 WOOL (EXC TOPS), ANML HAIR	4 059	888	504	612 LEATHER ETC MANUFACTURES	251	356	200
269 WASTE OF TEXTILE FABRICS	943	402	225	621 MATERIALS OF RUBBER	2 302	2 332	1 302
291 CRUDE ANIMAL MTRIALS NES	4 042	7 032	3 936	625 RUBBER TYRES, TUBES	623	308	169
292 CRUDE VEG MATERIALS NES	38 047	7 012	3 898	628 RUBBER ARTICLES NES	313	1 585	874
592 STARCH, INULIN, GLUTEN, ETC	336	211	117	634 VENEERS, PLYWOOD, ETC	285	83	46
611 LEATHER	3 043	16 611	9 254	635 WOOD MANUFACTURES NES	37	52	30
612 LEATHER ETC MANUFACTURES	229	725	407	641 PAPER AND PAPERBOARD	43 892	7 767	4 389
613 FUR SKINS TANNED, DRESSED	31	309	171	642 ARTICLES OF PAPER ETC	5 513	2 910	1 622
635 WOOD MANUFACTURES NES	53	58	31	651 TEXTILE YARN AND THREAD	6 463	4 237	2 373
651 TEXTILE YARN AND THREAD	19 006	9 884	5 457	652 COTTON FABRICS, WOVEN	436	395	222
652 COTTON FABRICS, WOVEN	31 251	21 298	11 772	653 WOVN MAN-MADE FIB FABRIC	191	135	72
653 WOVN MAN-MADE FIB FABRIC	5 719	4 406	2 451	655 KNIT ETC FABRICS	30	107	57
656 LACE, RIBBONS, TULLE, ETC	595	1 175	665	656 LACE, RIBBONS, TULLE, ETC	39	423	252
657 SPECIAL TEXTILE ETC PROD	239	102	55	657 SPECIAL TEXTILE ETC PROD	850	1 619	908
658 TEXTILE ARTICLES NES	49 648	48 549	27 126	658 TEXTILE ARTICLES NES	94	296	162
659 FLOOR COVERINGS ETC	14 838	89 554	50 218	661 CEMENT ETC BUILDING PROD	14 448	235	131
661 CEMENT ETC BUILDING PROD	437	154	87	662 CLAY, REFRACTORY BLDG PRD	48 738	6 247	3 491
665 GLASSWARE	94	84	45	663 OTH NONMETAL MINERAL MFS	4 671	3 030	1 682
666 POTTERY	275	63	36	664 GLASS	1 693	954	530
667 PEARL, PREC-, SEMI-P STONE	•	•	•	665 GLASSWARE	2 271	1 999	1 118
674 IRN, STL UNIV, PLATE, SHEET	45 866	3 791	2 088	666 POTTERY	42	82	45
695 TOOLS	131	348	193	671 PIG IRON ETC	10 724	1 760	958
696 CUTLERY	500	1 210	672	672 IRON, STL PRIMARY FORMS	1 017	134	74
697 BASE MTL HOUSEHOLD EQUIP	57	75	44	673 IRON AND STEEL SHAPES	39 680	3 805	2 113
699 OTHER METAL MANUFACTURES	26	68	37	674 IRN, STL UNIV, PLATE, SHEET	308 677	17 718	9 997
714 ENGINES & MOTORS NES	37	403	219	675 IRON, STEEL HOOP, STRIP	12 004	2 248	1 287
742 PUMPS FOR LIQUIDS ETC	320	125	67	676 RAILWAY RAILS ETC IRN, STL	1 189	163	89
743 PUMPS NES, CENTRIFUGES ETC	2	71	39	677 IRN, STL WIRE EXCL W ROD	804	312	171
749 NONELEC MACH PTS, ACC NES		85	49	678 IRON, STL TUBES, PIPES, ETC	76 526	12 338	6 914
764 TELECOM EQPT, PTS, ACC NES	1	110	62	679 IRN, STL CASTINGS UNWORKE	204	123	70
792 AIRCRAFT	19	468	264	681 SILVER, PLATINUM, ETC	8	135	73
812 PLUMBGB, HEATING, LGHTNG EQU	46	60	32	682 COPPER EXC CEMENT COPPER	2 138	1 569	883
821 FURNITURE	219	153	86	683 NICKEL	186	843	475
831 TRAVEL GOODS, HANDBAGS	6 273	5 914	3 290	684 ALUMINIUM	12 141	8 715	4 900
842 MENS OUTERWEAR NOT KNIT	11 671	21 614	12 058	686 ZINC	1 000	161	87
843 WOMENS OUTERWEAR NONKNIT	17 768	37 762	21 046	687 TIN	114	144	81
844 UNDERWEAR NOT KNIT	3 419	5 432	3 042	691 STRUCTURES AND PARTS NES	1 529	1 018	554
845 UNDERWEAR KNIT NONELASTC	12 687	23 440	13 014	692 METAL TANKS, BOXES, ETC	1 163	1 435	816
846 UNDERWEAR KNITTED	11 675	18 728	10 393	693 WIRE PRODUCTS NON ELECTR	224	438	254
847 TXTL CLTHNG ACCESSRYS NES	6 965	7 696	4 272	694 STL, COPPR NAILS, NUTS, ETC	376	749	416
848 HEADGEAR, NONTXTL CLOTHNG	13 819	77 625	42 960	695 TOOLS	1 006	5 272	2 947
851 FOOTWEAR	3 587	5 723	3 174	696 CUTLERY	288	826	464
872 MEDICAL INSTRUMENTS NES	1 337	10 287	5 725	697 BASE MTL HOUSEHOLD EQUIP	35	55	32
874 MEASURING, CONTROLLING INSTR	8	420	243	699 OTHER METAL MANUFACTURES	5 222	5 326	2 955
885 WATCHES AND CLOCKS	32	189	107	700 INDUSTRIAL PLANT, CHAP 84	17 166	23 539	13 273
894 TOYS, SPORTING GOODS, ETC	8 576	15 630	8 670	703 INDUSTRIAL PLANT, CHAP 85	2 094	2 094	1 153
896 WORKS OF ART ETC	13	88	48	711 STEAM BOILERS & AUX PLNT	290	489	272
897 GOLD, SILVER WARE, JEWELRY	13	95	53	712 STEAM ENGINES, TURBINES	849	6 920	3 834
898 MUSICAL INSTRUMENTS, PTS	61	96	54	713 INTRNL COMBUS PISTN ENGN	3 252	6 041	3 376
899 OTHER MANUFACTURED GOODS	19	60	33	714 ENGINES & MOTORS NES	121	5 349	2 959
941 ZOO ANIMALS, PETS	10	91	52	716 ROTATING ELECTRIC PLANT	4 999	12 975	7 329
EXPORTS	3 248 486	899 163	501 480	718 OTH POWER GENERATG MACHY	56	1 021	574
001 LIVE ANIMALS	296	2 907	1 613	721 AGRIC MACHY, EXC TRACTORS	9 770	10 759	5 888
022 MILK AND CREAM	37 240	9 460	5 255	722 TRACTORS NON-ROAD	1 749	2 074	1 127
				723 CIVIL ENGINEERG EQUIP ETC	2 391	2 275	1 303
				724 TEXTILE, LEATHER MACHNRY	32 545	62 808	35 106
				725 PAPER ETC MILL MACHINERY	2 131	4 237	2 333
				726 PRINTG, BKBINDG MACHY, PTS	1 735	3 548	1 996

7 IMPORTS AND EXPORTS (SPECIAL TRADE) BY COUNTRIES OF PRODUCTION AND CONSUMPTION AND BY GROUPS OF THE SITC-REV. II 1987

GROUP DESCRIPTION	DT = 100 KG	1 000 DM	1 000 \$	GROUP DESCRIPTION	DT = 100 KG	1 000 DM	1 000 \$
727 FOOD MACHRY NON-DOMESTIC	574	622	352	598 MISC CHEMICAL PRODS NES	445	189	102
728 OTH MACHRY FOR SPCL INDUS	5 601	13 959	7 796	611 LEATHER	17 949	92 597	51 302
736 MACHINE TOOLS FOR METAL	3 384	10 255	5 675	612 LEATHER ETC MANUFACTURES	9 308	77 718	43 234
737 METALWORKING MACHINERY NES	2 336	1 128	618	625 RUBBER TYRES, TUBES	3 563	1 160	651
741 HEATING, COOLING EQUIPMNT	6 363	11 072	6 208	628 RUBBER ARTICLES NES	1 459	987	556
742 PUMPS FOR LIQUIDS ETC	730	4 370	2 419	634 VENEERS, PLYWOOD, ETC	4 079	2 417	1 352
743 PUMPS NES, CENTRIFUGES ETC	2 457	9 106	5 086	635 WOOD MANUFACTURES NES	1 528	1 636	910
744 MECHANICAL HANDLING EQU	1 966	4 290	2 409	641 PAPER AND PAPERBOARD	3 279	229	132
745 NONELEC MACHY, TOOLS NES	2 201	8 494	4 755	642 ARTICLES OF PAPER ETC	122	280	161
749 NONELEC MACH PTS, ACC NES	3 432	10 513	5 867	651 TEXTILE YARN AND THREAD	98 181	41 322	22 988
751 OFFICE MACHINES	89	368	207	652 COTTON FABRICS, WOVEN	72 614	49 502	27 480
752 AUTOMATIC DATA PROC EQUIP	159	5 690	3 143	653 WOVN MAN-MADE FIB FABRIC	264	273	152
759 OFFICE & ADP MCH PTS, ACC	53	713	396	654 OTH WOVEN TEXTILE FABRIC	16 301	33 077	18 448
763 SOUND RECORDS, PHONOGRPH	4	110	64	656 LACE, RIBBONS, TULLE, ETC	269	1 647	928
764 TELECOM EQPT, PTS, ACC NES	5 465	84 655	47 347	657 SPECIAL TEXTILE ETC PROD	752	219	119
771 ELECTRIC POWER MACHY NES	1 257	3 378	1 933	658 TEXTILE ARTICLES NES	28 495	30 460	16 917
772 SWITCHGEAR ETC & PTS NES	2 473	18 113	10 057	659 FLOOR COVERINGS ETC	117 190	248 148	138 548
773 ELECTR DISTRIBUTING MACH	1 288	1 935	1 124	661 CEMENT ETC BUILDING PROD	75 219	2 759	1 566
774 ELECTRO-MEDCL, XRAY EQUIP	676	10 848	6 103	663 OTH NONMETAL MINERAL MFS	314	1 589	861
775 HOUSEHOLD TYPE EQUIP NES	541	1 329	721	665 GLASSWARE	9 562	6 903	3 834
776 TRANSISTORS, VALVES, ETC	178	1 248	696	666 POTTERY	69	78	41
778 ELECTRICAL MACHINERY NES	5 007	10 781	6 062	667 PEARL, PREC., SEMI-P STONE	0	0	0
781 PASS MOTOR VEH EXC BUSES	1 755	6 346	3 517	671 PIG IRON ETC	129 503	12 443	7 000
782 LORRIES, SPCL MTR VEH NES	40 513	52 270	28 801	674 IRN, STL UNIV, PLATE, SHEET	1 099	294	171
783 ROAD MOTOR VEHICLES NES	7 576	11 055	6 619	678 IRON, STL TUBES, PIPES, ETC	118	151	86
784 MOTOR VEHCL PTS, ACC NES	6 059	10 107	5 635	679 IRN, STL CASTINGS UNWORKE	7 772	726	404
786 VEH NES NONMOTR, TRAILERS	802	1 217	720	686 ZINC	186	92	55
791 RAILWAY VEHICLES	311	287	159	693 WIRE PRODUCTS NON ELECTR	1 316	309	167
792 AIRCRAFT	19	2 128	1 198	694 STL, COPPR NAILS, NUTS, ETC	935	326	184
793 SHIPS AND BOATS	917 288	18 640	10 224	695 TOOLS	16 539	15 706	8 736
801 INDUSTRIAL PLANT, CHAP 90		80	45	696 CUTLERY	89	224	132
812 PLUMB, HEATNG, LGHTNG EQU	61	659	367	697 BASE MTL HOUSEHOLD EQUIP	7 469	9 660	5 437
821 FURNITURE	903	2 489	1 387	699 OTHER METAL MANUFACTURES	4 121	2 016	1 121
842 MENS OUTERWEAR NOT KNIT	109	434	242	713 INTRNL COMBUS PISTN ENGN	689	2 888	1 600
845 OUTERWEAR KNIT NONELASTC	21	92	46	714 ENGINES & MOTORS NES	392	6 393	3 530
847 TXTL CLTHNG ACCESSRYS NES	15	81	43	716 ROTATING ELECTRIC PLANT	16	75	40
848 HEADGEAR, NONTXTL CLOTHNG	24	138	75	723 CIVIL ENGINEER EQUIP ETC	1 464	101	57
851 FOOTWEAR	39	85	44	724 TEXTILE, LEATHER MACHINRY	679	1 901	1 077
871 OPTICAL INSTRUMENTS	46	1 564	893	725 PAPER ETC MILL MACHINERY	35	181	97
872 MEDICAL INSTRUMENTS NES	1 071	8 894	4 995	728 OTH MACHY FOR SPCL INDUS	84	195	112
873 METERS & COUNTERS NES	400	2 695	1 571	736 MACHINE TOOLS FOR METAL	5 253	4 536	2 525
874 MEASURING, CONTROLNG INSTR	789	14 644	8 143	741 HEATING, COOLING EQUIPMNT	14	69	38
881 PHOTO APPAR & EQUIPT NES	183	1 031	574	742 PUMPS FOR LIQUIDS ETC	1 971	9 872	5 484
882 PHOTO, CINEMA SUPPLIES	5 181	7 156	3 979	743 PUMPS NES, CENTRIFUGES ETC	398	7 289	4 259
884 OPTICAL GOODS NES	1	435	244	745 NONELEC MACHY, TOOLS NES	30	74	40
885 WATCHES AND CLOCKS	11	126	71	749 NONELEC MACH PTS, ACC NES	1 679	2 455	1 364
892 PRINTED MATTER	471	1 513	847	752 AUTOMATIC DATA PROC EQUIP	90	839	459
893 ARTICLES OF PLASTIC NES	649	1 283	714	759 OFFICE & ADP MCH PTS, ACC	1	186	104
894 TOYS, SPORTING GOODS, ETC	213	1 207	672	764 TELECOM EQPT, PTS, ACC NES	536	1 462	806
895 OFFICE SUPPLIES NES	1 001	2 127	1 192	771 ELECTRIC POWER MACHY NES	158	498	276
897 GOLD, SILVER WARE, JEWELRY		964	529	772 SWITCHGEAR ETC & PTS NES	158	689	384
898 MUSICAL INSTRUMENTS, PTS	92	365	203	773 ELECTR DISTRIBUTING MACH	45	262	153
899 OTHER MANUFACTURED GOODS	126	635	348	774 ELECTRO-MEDCL, XRAY EQUIP	6	74	39
951 WAR FIREARMS, AMMUNITION	61	757	420	775 HOUSEHOLD TYPE EQUIP NES	5	120	62
				776 TRANSISTORS, VALVES, ETC	28	480	266
INDIA				778 ELECTRICAL MACHINERY NES	122	626	350
IMPORTS	3 283 653	1 603 804	891 443	781 PASS MOTOR VEH EXC BUSES	82	152	88
034 FISH FRESH, CHILLED, FROZN	5	116	65	784 MOTOR VEHCL PTS, ACC NES	2 437	1 512	849
036 SHELL FISH FRESH, FROZEN	1 498	1 279	730	785 MOTOR & OTHER CYCLES ETC	3 584	2 068	1 142
037 FISH ETC PREPD PRSVD NES	105	125	67	786 VEH NES NONMOTR, TRAILERS	1 861	238	130
042 RICE	3 890	784	439	792 AIRCRAFT	62	1 575	877
054 VEG ETC FRSH, SMPLY PRSVD	1 695	349	190	812 PLUMB, HEATNG, LGHTNG EQU	1 164	1 453	813
056 VEGTBLES ETC PRSVD, PREPD	9 807	3 096	1 721	821 FURNITURE	597	1 073	602
057 FRUIT, NUTS, FRESH, DRIED	22 250	25 054	13 892	831 TRAVEL GOODS, HANDBAGS	7 287	42 245	23 497
058 FRUIT PRESERVED, PREPARED	10 496	2 558	1 436	842 MENS OUTERWEAR NOT KNIT	7 348	23 528	13 111
071 COFFEE AND SUBSTITUTES	43 833	21 411	11 896	843 WOMENS OUTERWEAR NONKNIT	47 883	190 842	105 811
072 COCOA	173	160	89	844 UNDERWEAR NOT KNIT	29 368	97 311	53 741
074 TEA AND MATE	53 665	47 708	26 664	845 UNDERWEAR KNIT NONELASTC	16 024	45 633	25 166
075 SPICES	10 992	4 906	2 716	846 UNDERWEAR KNITTED	6 120	16 673	9 197
081 FEEDING STUFF FOR ANIMLS	55 964	737	398	847 TXTL CLTHNG ACCESSRYS NES	2 789	8 904	4 961
098 EDIBLE PRODCTS, PREPS NES	791	666	376	848 HEADGEAR, NONTXTL CLOTHNG	13 795	85 442	47 381
121 TOBACCO UNMNFCTRD, REFUSE	6 794	4 631	2 582	851 FOOTWEAR	18 287	46 788	25 733
212 FUR SKINS UNDERESSED	44	344	189	852 MEDICAL INSTRUMENTS NES	8	72	40
222 SEEDS FOR SOFT/FIXED OIL	5 074	667	384	874 MEASURING, CONTROLNG INSTR	125	3 771	2 113
223 SEEDS FOR OTH FIXED OILS	1 874	274	152	881 PHOTO APPAR & EQUIPT NES	89	445	241
248 WOOD SHAPED	1 286	682	379	882 PHOTO, CINEMA SUPPLIES	31	259	140
261 SILK	52	60	35	883 DEVELOPED CINEMA FILM	1	67	36
263 COTTON	26 730	6 336	3 486	884 OPTICAL GOODS NES	22	324	178
269 WASTE OF TEXTILE FABRICS	215	211	118	885 WATCHES AND CLOCKS	4	125	69
273 STONE, SAND AND GRAVEL	383 405	16 417	9 200	892 PRINTED MATTER	234	419	231
277 NATURAL ABRASIVES NES	444	112	64	893 ARTICLES OF PLASTIC NES	243	244	137
278 OTHER CRUDE MINERALS	103 379	5 218	2 913	894 TOYS, SPORTING GOODS, ETC	4 295	4 503	2 497
281 IRON ORE, CONCENTRATES	984 421	3 494	1 934	895 OFFICE SUPPLIES NES	164	570	318
287 BASE METAL ORES, CONC NES	265 981	3 426	1 879	896 WORKS OF ART ETC	187	564	315
291 CRUDE ANIMAL MTRIALS NES	25 739	3 259	1 820	897 GOLD, SILVER WARE, JEWELRY	1 704	9 435	5 238
292 CRUDE VEG MATERIALS NES	169 258	33 715	18 692	898 MUSICAL INSTRUMENTS, PTS	71	267	145
334 PETROLEUM PRODUCTS, REFIN	226 122	6 241	3 452	899 OTHER MANUFACTURED GOODS	825	1 627	916
424 FIXED VEG OIL NONSOFT	2 052	1 515	822	941 ZOO ANIMALS, PETS	119	313	178
431 PROCESED ANML VEG OIL, ETC	3 179	861	480	951 WAR FIREARMS, AMMUNITION	169	289	161
511 HYDROCARBONS NES, DERIVS	232	121	67	971 GOLD, NON MONETARY NES	2	95	56
512 ALCOHOLS, PHENOLS, ETC	124	145	81	EXPORTS	12 236 740	3 230 651	1 804 416
513 ORGANIC ACIDS, ETC	1 212	448	253	001 LIVE ANIMALS	4 414	1 568	854
514 NITROGEN-FUNCTN COMPOUNDS	12 733	13 663	7 595	022 MILK AND CREAM	240 904	41 887	24 008
515 ORG-INORG COMPOUNDS ETC	9 042	11 936	6 697	023 BUTTER	21 866	4 855	2 887
516 OTHER ORGANIC CHEMICALS	5 507	5 021	2 830	024 CHEESE AND CURD	140	106	60
523 OTHR INORGANIC CHEMICALS	9 280	2 953	1 636	061 SUGAR AND HONEY	892 043	31 752	17 466
524 RADIOACTIVE ETC MATERIAL	753	256	141	081 FEEDING STUFF FOR ANIMLS	386	58	36
531 SYNT DYE, NAT INDGO, LAKES	3 002	7 008	3 882	098 EDIBLE PRODCTS, PREPS NES	116	185	106
532 DYES NES, TANNING PRODS	1 083	409	226	112 ALCOHOLIC BEVERAGES	1 396	244	131
541 MEDICINAL ETC PRODCTS	896	5 380	2 996	211 HIDES, SKINS, UNDERESSED	677	308	170
551 ESSENTL OIL, PERFUME, ETC	163	1 563	865	233 RUBBER, SYNTHETIC, RECLAIMD	17 309	4 891	2 765
553 PERFUMERY, COSMETICS, ETC	137	185	103	247 OTH WOOD ROUGH, SQUARED	8 882	486	265
582 PROD OF CONDENSATION ETC	900	372	204	248 WOOD SHAPED	544	58	31

7 IMPORTS AND EXPORTS (SPECIAL TRADE) BY COUNTRIES OF PRODUCTION AND CONSUMPTION AND BY GROUPS OF THE SITC-REV. II 1987

GROUP DESCRIPTION	DT * 100 KG	1 000 DM	1 000 \$	GROUP DESCRIPTION	DT * 100 KG	1 000 DM	1 000 \$
251 PULP AND WASTE PAPER	2 864	89	53	742 PUMPS FOR LIQUIDS ETC	5 092	29 510	16 485
266 SYNTHETIC FIBRE TO SPIN	720	245	134	743 PUMPS NES,CENTRIFUGES ETC	19 872	78 973	44 173
268 WOOL(EXC TOPS),ANML HAIR	533	212	117	744 MECHANICAL HANDLING EQU	22 457	63 497	35 279
269 WASTE OF TEXTILE FABRICS	10 880	868	479	745 NONELEC MACHY,TOOLS NES	4 843	27 793	15 486
273 STONE,SAND AND GRAVEL	486	66	36	749 NONELEC MACH PTS,ACC NES	55 207	139 888	77 770
277 NATURAL ABRASIVES NES		334	190	751 OFFICE MACHINES	95	934	517
278 OTHER CRUDE MINERALS	5 882	942	528	752 AUTOMATIC DATA PROC EQUIP	676	18 030	10 229
282 IRON AND STEEL SCRAP	916 815	16 251	8 887	759 OFFICE & ADP MCH PTS,ACC	189	3 234	1 824
287 BASE METAL ORES,CONC NES	18 258	2 035	1 141	761 TELEVISION RECEIVERS	21	586	323
288 NONFERR METAL SCRAP NES	90 223	11 027	6 231	762 RADIO BROADCAST RECEIVERS	7	135	75
291 CRUDE ANIMAL MTRIALS NES	132	416	228	763 SOUND RECORDRS,PHONOGRPH	46	3 808	2 066
292 CRUDE VEG MATERIALS NES	394	491	274	764 TELECOM EQPT,PTS,ACC NES	2 597	37 454	20 807
334 PETROLEUM PRODUCTS,REFIN	23 667	7 324	4 087	771 ELECTRIC POWER MACHY NES	5 257	14 389	8 015
335 RESIDUAL PETRLM PROD NES	57 337	5 104	2 835	772 SWITCHGEAR ETC & PTS NES	5 814	60 079	33 540
423 FIXED VEG OILS,SOFT	164 589	11 500	6 730	773 ELECTR DISTRIBUTING MACH	37 572	32 649	18 497
424 FIXED VEG OIL NONSOFT	1 238	131	79	774 ELECTRO-MEDCL,XRAY EQUIP	906	24 179	13 703
431 PROCESD ANML VEG OIL,ETC	11 922	1 505	845	775 HOUSEHOLD TYPE EQUIP NES	171	1 124	633
511 HYDROCARBONS NES,DERIVS	10 617	2 960	1 670	776 TRANSISTORS,VALVES,ETC	559	16 742	9 342
512 ALCOHOLS,PHENOLS,ETC	155 352	24 262	13 542	778 ELECTRICAL MACHINERY NES	1 856	17 432	9 704
513 ORGANIC ACIDS,ETC	82 922	16 208	9 022	781 PASS MOTOR VEH EXC BUSES	1 439	4 585	2 583
514 NITROGEN-FUNCTN COMPOUNDS	61 679	44 999	25 089	782 LORRIES,SPLCL MTR VEH NES	1 162	2 273	1 246
515 ORG-INORG COMPOUNDS ETC	15 443	15 885	8 894	783 ROAD MOTOR VEHICLES NES	663	958	555
516 OTHER ORGANIC CHEMICALS	37 185	29 113	16 168	784 MOTOR VEHCL PTS,ACC NES	10 038	21 824	12 061
522 INORG ELEMNTS,OXIDES,ETC	57 880	15 343	8 525	785 MOTOR & OTHER CYCLES ETC	42	191	107
523 OTHR INORGANIC CHEMICALS	27 227	5 280	2 951	786 VEH NES NONMOTR,TRAILERS	1 308	1 453	825
524 RADIOACTIVE ETC MATERIAL	8	119	68	791 RAILWAY VEHICLES	6 187	8 356	4 820
531 SYNT DYE,NAT INDGO,LAKES	2 341	9 497	5 306	792 AIRCRAFT	1 086	55 647	31 237
532 DYES NES,TANNING PRODS	6 296	1 841	1 029	793 SHIPS AND BOATS	156 400	7 056	4 116
533 PIGMENTS,PAINTS,ETC	22 405	11 359	6 289	801 INDUSTRIAL PLANT,CHAP 90	1 128	1 771	1 969
541 MEDICINAL ETC PRODUCTS	4 793	33 490	18 648	812 PLUMBGG,HEATING,LGHTNG EQU	1 661	2 052	1 161
551 ESSENTL OIL,PERFUME,ETC	242	566	313	821 FURNITURE	276	2 662	1 483
553 PERFUMERY,COSMETICS,ETC	322	1 470	816	842 MENS OUTERWEAR NOT KNIT	6	98	57
554 SOAPS,CLEANING ETC PREPS	11 880	3 951	2 232	845 OUTERWEAR KNIT NONELASTC	8	65	33
562 FERTILIZERS MANUFACTURED	3 375 774	47 647	26 462	847 TXTL CLTHNG ACCESSRY NES	14	64	36
572 EXPLOSIVES,PYROTECH PROD	24	93	51	848 HEADGEAR,NONTXTL CLOTHNG	20	216	118
582 PROD OF CONDENSATION ETC	40 169	18 715	10 508	871 OPTICAL INSTRUMENTS	268	10 770	5 973
583 PROD OF POLYMERIZING ETC	79 711	20 175	11 333	872 MEDICAL INSTRUMENTS NES	457	12 761	7 052
584 CELLULOSE DERIVATIVES ETC	7 416	2 063	1 142	873 METERS & COUNTERS NES	142	1 511	869
585 PLASTIC MATERIALS NES	18	138	80	874 MEASURING,CONTROLLNG INSTR	6 645	141 566	79 111
591 PESTICIDES,DISINFECTANTS	1 731	420	236	881 PHOTO APPAR & EQUIP NES	509	6 918	3 837
592 STARCH,INULIN,GLUTEN,ETC	792	468	261	882 PHOTO,CINEMA SUPPLIES	5 220	7 109	3 951
598 MISC CHEMICAL PRODS NES	105 430	36 238	20 113	884 OPTICAL GOODS NES	51	4 545	2 535
600 INDUSTRIAL PLANT,CHAP 73	500	3 400	2 023	885 WATCHES AND CLOCKS	682	6 113	3 449
611 LEATHER	540	1 368	761	892 PRINTED MATTER	2 237	10 884	6 012
612 LEATHER ETC MANUFACTURES	371	889	496	893 ARTICLES OF PLASTIC NES	1 762	10 765	6 051
613 FUR SKINS TANNED,DRESSED	18	434	242	894 TOYS,SPORTING GOODS,ETC	86	376	206
621 MATERIALS OF RUBBER	2 282	2 684	1 506	895 OFFICE SUPPLIES NES	458	1 540	867
625 RUBBER TYRES,TUBES	379	499	272	897 GOLD,SILVER WARE,JEWELRY	11	332	188
628 RUBBER ARTICLES NES	26 421	27 933	15 413	898 MUSICAL INSTRUMENTS,PTS	1 014	4 085	2 351
634 VENEERS,PLYWOOD,ETC	693	273	160	899 OTHER MANUFACTURED GOODS	403	2 586	1 440
641 PAPER AND PAPERBOARD	38 657	15 977	8 957	951 WAR FIREARMS,AMMUNITION	121	1 019	547
642 ARTICLES OF PAPER ETC	1 968	1 263	707	971 GOLD,NON MONETARY NES		230	125
651 TEXTILE YARN AND THREAD	3 789	3 026	1 684				
652 COTTON FABRICS,WOVEN	79	164	94	BANGLADESH			
653 WOVN MAN-MADE FIB FABRIC	314	566	314				
654 OTH WOVEN TEXTILE FABRIC	87	264	147	IMPORTS	204 700	95 121	53 339
655 KNIT ETC FABRICS	35	91	49				
656 LACE,RIBBONS,TULLE,ETC	81	488	271	011 MEAT FRESH,CHILLD,FROZEN	223	199	109
657 SPECIAL TEXTILE ETC PROD	1 501	6 169	3 435	036 SHELL FISH FRESH,FROZEN	6 493	15 283	8 585
658 TEXTILE ARTICLES NES	224	145	78	074 TEA AND MATE	2 825	1 414	791
662 CLAY,REFRACTORY BLDG PRD	27 240	8 936	4 948	121 TOBACCO UNMNFCTRD,REFUSE	586	232	126
663 OTH NONMETAL MINERAL MFS	5 005	9 104	5 062	264 JUTE,OTH,TEX BAST FIBRES	26 721	1 104	621
664 GLASS	7 087	4 093	2 287	611 LEATHER	306	1 003	564
665 GLASSWARE	158	1 235	678	651 TEXTILE YARN AND THREAD	45 650	6 739	3 748
667 PEARL,PREC-,SEMI-P STONE	•	•	•	654 OTH WOVEN TEXTILE FABRIC	5 100	712	392
671 PIG IRON ETC	2 812	689	382	658 TEXTILE ARTICLES NES	89 426	12 313	6 836
672 IRON,STL PRIMARY FORMS	1 426 794	106 384	60 112	659 FLOOR COVERINGS ETC	532	302	172
673 IRON AND STEEL SHAPES	143 536	16 660	9 318	831 TRAVEL GOODS,HANDBAGS	233	264	143
674 IRN,STL UNIV,PLATE,SHEET	2 823 534	195 337	109 157	842 MENS OUTERWEAR NOT KNIT	2 799	6 247	3 574
675 IRON,STEEL HOOP,STRIP	79 344	12 874	7 149	843 WOMENS OUTERWEAR NONKNIT	3 760	10 042	5 633
676 RAILWAY RAILS ETC IRN,STL	82 191	5 482	3 333	844 UNDERWEAR NOT KNIT	15 796	33 081	18 623
677 IRN,STL WIRE EXCL W ROD	5 112	3 293	1 843	845 UNDERWEAR KNIT NONELASTC	3 382	893	497
678 IRON,STL TUBES,PIPES,ETC	244 236	57 098	31 856	846 UNDERWEAR KNITTED	1 437	3 240	1 783
679 IRN,STL CASTINGS UNWORKE	1 884	1 374	754	847 TXTL CLTHNG ACCESSRY NES	551	789	446
681 SILVER,PLATINUM,ETC	16	879	495	899 OTHER MANUFACTURED GOODS	712	571	318
682 COPPER EXC CEMENT COPPER	45 118	19 893	11 075				
683 NICKEL	842	1 959	1 102	EXPORTS	2 577 734	238 682	132 384
684 ALUMINIUM	10 303	9 732	5 431				
686 ZINC	141	56	30	041 WHEAT ETC UNMILLED	1 628 131	47 433	25 997
687 TIN	1 906	2 218	1 250	048 CEREAL ETC PREPARATIONS	45	65	37
689 NON-FER BASE METALS NES	380	1 216	681	061 SUGAR AND HONEY	12 838	657	371
691 STRUCTURES AND PARTS NES	2 963	4 125	2 271	098 EDIBLE PRODUCTS,PREPS NES	104	61	34
692 METAL TANKS,BOXES,ETC	2 471	4 150	2 287	112 ALCOHOLIC BEVERAGES	1 069	174	94
693 WIRE PRODUCTS NON ELECTR	730	684	378	233 RUBBER,SYNTHETIC,RECLAIMD	198	69	41
694 STL COPPR NAILS,NUTS,ETC	1 205	3 212	1 772	266 SYNTHETIC FIBRE TO SPIN	544	533	294
695 TOOLS	2 638	13 129	7 379	273 STONE,SAND AND GRAVEL	2 936	89	49
699 OTHER METAL MANUFACTURES	15 740	22 656	12 682	278 OTHER CRUDE MINERALS	3 169	92	52
700 INDUSTRIAL PLANT,CHAP 84	22 914	103 465	60 067	282 IRON AND STEEL SCRAP	19 372	318	189
703 INDUSTRIAL PLANT,CHAP 85	2 945	20 083	11 643	334 PETROLEUM PRODUCTS,REFIN	1 392	390	221
711 STEAM BOILERS & AUX PLNT	9 569	25 152	14 032	335 RESIDUAL PETRLM PROD NES	3 080	321	180
712 STEAM ENGINES,TURBINES	3 437	29 100	16 204	511 HYDROCARBONS NES,DERIVS	280	117	64
713 INTRNL COMBUS PISTN ENGN	3 204	36 800	20 511	512 ALCOHOLS,PHENOLS,ETC	1 620	296	167
714 ENGINES & MOTORS NES	7 126	5 887	3 231	513 ORGANIC ACIDS,ETC	20 438	2 889	1 607
716 ROTATING ELECTRIC PLANT	1 332	31 133	17 467	514 NITROGEN-FUNCTN COMPOUNDS	1 342	818	451
718 OTH POWER GENERATG MACHY	547	3 662	2 024	515 ORG-INORG COMPOUNDS ETC	82	1 068	599
721 AGRIC MACHY,EXC TRACTORS	80	392	225	516 OTHER ORGANIC CHEMICALS	209	302	164
723 CIVIL ENGINEERG EQUIP ETC	27 597	61 236	33 853	522 INORG ELEMNTS,OXIDES,ETC	22 831	2 429	1 356
724 TEXTILE,LEATHER MACHNRY	15 743	75 171	41 861	523 OTHR INORGANIC CHEMICALS	4 528	1 050	589
726 PAPER ETC MILL MACHINERY	4 992	13 860	7 701	531 SYNT DYE,NAT INDGO,LAKES	1 898	3 976	2 213
726 PRINTG,BKBDNG MACHY,PTS	5 389	25 810	14 264	532 DYES NES,TANNING PRODS	16 951	2 588	1 442
727 FOOD MACHRY NON-DOMESTIC	3 790	5 855	3 263	533 PIGMENTS,PAINTS,ETC	2 324	1 394	772
728 OTH MACHY FOR SPLCL INDUS	52 611	165 412	92 369	541 MEDICINAL ETC PRODUCTS	2 637	9 141	5 142
736 MACHINE TOOLS FOR METAL	41 816	147 061	83 141	551 ESSENTL OIL,PERFUME,ETC	287	701	400
737 METALWORKING MACHNRY NES	9 042	24 128	13 398	554 SOAPS,CLEANING ETC PREPS	2 590	813	455
741 HEATING,COOLING EQUIPMNT	19 115	76 488	42 602	562 FERTILIZERS MANUFACTURED	20 709	722	399

7 IMPORTS AND EXPORTS (SPECIAL TRADE) BY COUNTRIES OF PRODUCTION AND CONSUMPTION AND BY GROUPS OF THE SITC-REV. II 1987

GROUP DESCRIPTION	DT * 100 KG	1 000 DM	1 000 \$	GROUP DESCRIPTION	DT * 100 KG	1 000 DM	1 000 \$
582 PROD OF CONDENSATION ETC	5 056	1 796	1 067	SRI LANKA			
583 PROD OF POLYMERIZING ETC	16 849	4 411	2 486				
584 CELLULOSE DERIVATIVES ETC		521	174	IMPORTS	515 221	231 510	128 900
591 PESTICIDES, DISINFECTANTS	1 190	792	452				
592 STARCH, INULIN, GLUTEN, ETC	9 479	450	247	034 FISH FRESH, CHILLED, FROZEN	33	410	230
598 MISC CHEMICAL PRODS NES	10 517	2 475	1 387	037 FISH ETC PREPD PRSVD NES	100	106	59
625 RUBBER TYRES, TUBES	68	69	38	057 FRUIT, NUTS, FRESH, DRIED	77 482	10 377	5 778
628 RUBBER ARTICLES NES	12	83	47	058 FRUIT PRESERVED, PREPARED	3 275	1 088	615
641 PAPER AND PAPERBOARD	391	203	115	071 COFFEE AND SUBSTITUTES	3 656	1 437	787
642 ARTICLES OF PAPER ETC	191	83	46	072 COCOA	2 235	685	377
651 TEXTILE YARN AND THREAD	104	199	112	074 TEA AND MATE	38 014	21 952	12 325
652 COTTON FABRICS, WOVEN	36	124	73	075 SPICES	3 016	1 825	1 017
657 SPECIAL TEXTILE ETC PROD	31	140	78	098 EDIBLE PRODUCTS, PREPS NES	123	169	93
662 CLAY, REFRACTORY BLDG PRD	412	80	44	121 TOBACCO UNMNFCTD, REFUSE	305	145	86
663 OTH NONMETAL MINERAL MFS	340	304	177	223 SEEDS FOR OTH FIXED OILS	1 232	80	44
664 GLASS	583	134	73	232 NATURAL RUBBER, GUMS	58 148	11 065	6 158
665 GLASSWARE	270	532	289	247 OTH WOOD ROUGH, SQUARED	494	159	90
673 IRON AND STEEL SHAPES	609	90	49	248 WOOD SHAPED	1 802	1 195	669
674 IRN, STL UNIV. PLATE, SHEET	5 195	446	250	265 VEG FIBRE, EXCL COTN JUTE	124 180	7 984	4 436
676 IRON, STL TUBES, PIPES, ETC	1 019	189	103	278 OTHER CRUDE MINERALS	1 509	336	183
682 COPPER EXC CEMENT COPPER	250	161	88	287 BASE METAL ORES, CONC NES	468 970	6 058	3 341
684 ALUMINIUM	705	440	244	292 CRUDE VEG MATERIALS NES	8 704	1 132	635
691 STRUCTURES AND PARTS NES	8 303	2 394	1 382	512 ALCOHOLS, PHENOLS, ETC	4 919	799	430
692 METAL TANKS, BOXES, ETC	90	147	83	551 ESSENTL OIL, PERFUME, ETC	98	344	192
693 WIRE PRODUCTS NON ELECTR	4 052	2 122	1 165	612 LEATHER ETC MANUFACTURES	670	242	136
695 TOOLS	440	853	473	625 RUBBER TYRES, TUBES	3 506	1 459	820
699 OTHER METAL MANUFACTURES	345	283	155	628 RUBBER ARTICLES NES	6 637	2 281	1 269
700 INDUSTRIAL PLANT, CHAP 84	9 962	50 769	28 224	635 WOOD MANUFACTURES NES	685	536	300
703 INDUSTRIAL PLANT, CHAP 85	190	1 956	1 058	651 TEXTILE YARN AND THREAD	1 074	281	159
711 STEAM BOILERS & AUX PLNT	542	2 402	1 306	654 OTH WOVEN TEXTILE FABRIC	202	55	30
712 STEAM ENGINES TURBINES	321	4 589	2 489	657 SPECIAL TEXTILE ETC PROD	45	56	32
713 INTRNL COMBUS PISTN ENGN	1 153	2 347	1 274	658 TEXTILE ARTICLES NES	1 330	4 506	2 512
714 ENGINES & MOTORS NES	108	228	125	659 FLOOR COVERINGS ETC	2 048	756	423
716 ROTATING ELECTRIC PLANT	98	421	235	666 POTTERY	605	773	429
721 AGRIC MACHY, EXC TRACTORS	141	521	289	667 PEARL, PREC., SEMI-P STONE	•	•	•
723 CIVIL ENGINEERG EQUIP ETC	1 285	1 479	818	694 STL, COPPR NAILS, NUTS, ETC	2 940	1 263	716
724 TEXTILE, LEATHER MACHNRY	1 940	3 776	2 084	699 OTHER METAL MANUFACTURES	55	386	212
725 PAPER ETC MILL MACHINERY	42	135	75	714 ENGINES & MOTORS NES	5	441	239
726 PRINTG, BKBINDG MACHY, PTS	243	365	204	728 OTH MACHY FOR SPCL INDUS	660	232	131
727 FOOD MACHRY NON-DOMESTIC	345	977	532	744 MECHANICAL HANDLING EQU	41	154	87
728 OTH MACHY FOR SPCL INDUS	1 673	7 465	4 136	749 NONELEC MACH PTS, ACC NES	23	100	55
736 MACHINE TOOLS FOR METAL	286	757	427	759 OFFICE & ADP MCH PTS, ACC	5	74	43
737 METALWORKING MACHNRY NES	187	278	161	764 TELECOM EQPT, PTS, ACC NES	4	157	87
744 HEATING, COOLING EQUIPMNT	832	2 256	1 269	781 PASS MOTOR VEH EXC BUSES	57	141	83
742 PUMPS FOR LIQUIDS ETC	122	928	514	792 AIRCRAFT	1	102	55
743 PUMPS NES, CENTRIFUGES ETC	692	3 001	1 662	793 SHIPS AND BOATS	47 396	1 585	887
744 MECHANICAL HANDLING EQU	834	1 786	972	821 FURNITURE	211	86	45
745 NONELEC MACHY, TOOLS NES	351	909	509	831 TRAVEL GOODS, HANDBAGS	151	328	182
749 NONELEC MACH PTS, ACC NES	417	2 171	1 192	842 MENS OUTERWEAR NOT KNIT	15 064	43 288	24 044
751 OFFICE MACHINES	258	659	354	843 WOMENS OUTERWEAR NONKNIT	12 171	42 570	23 583
752 AUTOMTIC DATA PROC EQUIP	9	158	89	844 UNDERWEAR NOT KNIT	2 945	7 510	4 163
764 TELECOM EQPT, PTS, ACC NES	405	3 537	2 178	845 OUTERWEAR KNIT NONELASTC	354	1 955	1 072
771 ELECTRIC POWER MACHY NES	1 397	1 929	1 057	846 UNDERWEAR KNITTED	8 458	24 991	14 006
772 SWITCHGEAR ETC & PTS NES	593	2 659	1 465	847 TXTL CLTHNG ACCSRYES NES	3 531	10 612	5 935
773 ELECTR DISTRIBUTING MACH	1 047	958	524	848 HEADGEAR, NONTXTL CLOTHING	2 661	8 632	4 816
774 ELECTRO-MEDCL, XRAY EQUIP.	38	490	275	874 MEASURNG, CONTROLNG INSTR	1	192	105
776 ELECTRICAL MACHINERY NES	3 429	2 523	1 401	892 PRINTED MATTER	56	63	36
781 PASS MOTOR VEH EXC BUSES	258	1 066	596	894 TOYS, SPORTING GOODS, ETC	598	1 570	868
783 ROAD MOTOR VEHICLES NES	93	354	194	897 GOLD, SILVER WARE, JEWELRY	9	1 766	988
784 MOTOR VEHCL PTS, ACC NES	706	6 436	3 620	899 OTHER MANUFACTURED GOODS	1 315	712	389
791 RAILWAY VEHICLES	29	406	232	941 ZOO ANIMALS, PETS	22	111	63
793 SHIPS AND BOATS	704 788	16 858	9 416				
812 PLUMBING, HEATING, LGHTNG EQU	449	1 342	731	EXPORTS	248 488	147 474	82 033
821 FURNITURE	254	403	227				
871 OPTICAL INSTRUMENTS	8	291	165	001 LIVE ANIMALS	16	250	134
872 MEDICAL INSTRUMENTS NES	20	470	266	054 VEG ETC FRSH, SMPLY PRSVD	8 309	1 226	660
874 MEASURNG, CONTROLNG INSTR	382	5 711	3 157	061 SUGAR AND HONEY	5 072	207	114
881 PHOTO APPAR & EQUIPT NES	7	156	88	112 ALCOHOLIC BEVERAGES	1 679	296	163
882 PHOTO, CINEMA SUPPLIES	408	480	277	233 RUBBER, SYNTHETIC, RECLAIMD	412	186	101
884 OPTICAL GOODS NES	20	63	34	248 WOOD SHAPED	3 695	267	146
892 PRINTED MATTER	9	200	109	273 STONE, SAND AND GRAVEL	10 426	290	160
893 ARTICLES OF PLASTIC NES	51	210	120	278 OTHER CRUDE MINERALS	38 442	900	494
894 TOYS, SPORTING GOODS, ETC	150	328	179	292 CRUDE VEG MATERIALS NES	64	124	68
895 OFFICE SUPPLIES NES	387	731	407	334 PETROLEUM PRODUCTS, REFIN	1 006	320	176
899 OTHER MANUFACTURED GOODS	14	73	43	335 RESIDUAL PETRLM PROD NES	2 055	293	163
951 WAP FIREARMS, AMMUNITION	21	271	149	511 HYDROCARBONS NES, DERIVS	172	119	66
				512 ALCOHOLS, PHENOLS, ETC	489	288	164
MALDIVES				513 ORGANIC ACIDS, ETC	7 683	1 147	639
IMPORTS	10 548	4 517	2 523	514 NITROGEN-FUNCTN COMPOUNDS	1 570	1 038	575
				615 ORG-INORG COMPOUNDS ETC	596	795	458
037 FISH ETC PREPD PRSVD NES	10 473	4 237	2 365	516 OTHER ORGANIC CHEMICALS	298	256	138
				522 INORG ELEMNTS, OXIDES, ETC	8 908	1 651	917
EXPORTS	77 726	5 612	3 157	523 OTHR INORGANIC CHEMICALS	10 150	782	432
				531 SYNT DYE, NAT INDGO, LAKES	1 247	2 462	1 370
046 WHEAT ETC MEAL OR FLOUR	19 952	373	217	532 DYES NES, TANNING PRODS	2 131	454	257
061 SUGAR AND HONEY	55 000	1 903	1 067	533 PIGMENTS, PAINTS, ETC	8 420	2 465	1 364
583 PROD OF POLYMERIZING ETC	67	53	31	541 MEDICINAL ETC PRODUCTS	709	2 757	1 546
598 TEXTILE ARTICLES NES	6	66	38	551 ESSENTL OIL, PERFUME, ETC	91	340	189
713 INTRNL COMBUS PISTN ENGN	31	86	47	553 PERFUMERY, COSMETICS, ETC	168	213	123
741 HEATING, COOLING EQUIPMNT	178	96	59	554 SOAPS, CLEANING ETC PREPS	2 237	1 014	567
743 PUMPS NES, CENTRIFUGES ETC	25	180	100	562 FERTILIZERS MANUFACTURED	15 862	803	434
744 MECHANICAL HANDLING EQU	8	78	44	572 EXPLOSIVES, PYROTECH PROD	9 875	3 734	2 064
745 NONELEC MACH PTS, ACC NES	27	55	30	582 PROD OF CONDENSATION ETC	5 461	1 561	883
772 SWITCHGEAR ETC & PTS NES	40	110	59	583 PROD OF POLYMERIZING ETC	12 445	2 819	1 575
774 ELECTRO-MEDCL, XRAY EQUIP	30	332	186	584 CELLULOSE DERIVATIVES ETC	143	80	44
778 ELECTRICAL MACHINERY NES	25	100	56	591 PESTICIDES, DISINFECTANTS	4 624	2 892	1 631
784 MOTOR VEHCL PTS, ACC NES	15	116	64	592 STARCH, INULIN, GLUTEN, ETC	594	159	87
851 FOOTWEAR	29	135	72	598 MISC CHEMICAL PRODS NES	3 455	1 584	884
874 MEASURNG, CONTROLNG INSTR	1	77	44	605 INDUSTRIAL PLANT, CHAP 73	273	111	62
892 PRINTED MATTER	18	64	38	611 LEATHER	40	435	245
893 ARTICLES OF PLASTIC NES	1 065	233	128	612 LEATHER ETC MANUFACTURES	11	84	49
894 TOYS, SPORTING GOODS, ETC	59	201	115	621 MATERIALS OF RUBBER	61	156	86
				625 RUBBER TYRES, TUBES	227	156	87
				628 RUBBER ARTICLES NES	48	153	84
				634 VENEERS, PLYWOOD, ETC	2 714	664	373

7 IMPORTS AND EXPORTS (SPECIAL TRADE) BY COUNTRIES OF PRODUCTION AND CONSUMPTION AND BY GROUPS OF THE SITC-REV. II 1987

GROUP DESCRIPTION	UT * 100 KG	1 000 DM	1 000 \$	GROUP DESCRIPTION	UT * 100 KG	1 000 DM	1 000 \$
635 WOOD MANUFACTURES NES	211	75	42	845 OUTERWEAR KNIT NONELASTC	28	85	47
641 PAPER AND PAPERBOARD	8 025	1 658	935	846 UNDERWEAR KNITTED	73	155	92
642 ARTICLES OF PAPER ETC	1 149	599	326	896 WORKS OF ART ETC	5	263	144
651 TEXTILE YARN AND THREAD	3 316	5 204	2 928	897 GOLD, SILVER WARE, JEWELRY	7	198	111
652 COTTON FABRICS, WOVEN	1 199	2 716	1 510	972 GOLD COIN		68	40
653 WOVN MAN-MADE FIB FABRIC	3 087	7 652	4 281				
654 OTH WOVEN TEXTILE FABRIC	470	1 143	626	EXPORTS	39 178	26 008	14 544
655 KNIT ETC FABRICS	214	531	289				
656 LACE, RIBBONS, TULLE, ETC	77	901	493	022 MILK AND CREAM	500	148	91
657 SPECIAL TEXTILE ETC PROD	1 208	2 181	1 204	335 RESIDUAL PETRLM PROD NES	434	64	37
658 TEXTILE ARTICLES NES	27	81	45	511 HYDROCARBONS NES, DERIVS	170	76	41
659 FLOOR COVERINGS ETC	150	104	59	514 NITROGEN-FUNCTN COMPOUNDS	320	132	74
662 CLAY, REFRACTORY BLDG PRD	3 620	494	270	522 INORG ELEMNTS, OXIDES, ETC	11 851	846	464
663 OTH NONMETAL MINERAL MFS	2 750	680	383	531 SYNT DYE, NAT INDGO, LAKES	191	744	411
664 GLASS	636	105	59	532 DYES NES, TANNING PRODS	187	56	31
665 GLASSWARE	185	348	196	541 MEDICINAL ETC PRODUCTS	31	195	108
667 PEARL, PREC-, SEMI-P STONE				551 ESSENTL OIL, PERFUME, ETC	24	60	33
673 IRON AND STEEL SHAPES	3 958	339	191	554 SOAPS, CLEANING ETC PREPS	116	60	33
674 IRN STL UNIV PLATE, SHEET	9 532	1 005	554	572 EXPLOSIVES, PYROTECH PROD	14	138	74
675 IRON, STEEL HOOP, STRIP	1 860	282	157	582 PROD OF CONDENSATION ETC	233	83	44
677 IRN, STL WIRE EXCL W ROD	266	63	35	583 PROD OF POLYMERIZING ETC	9 319	1 357	745
678 IRON, STL TUBES, PIPES, ETC	736	170	89	598 MISC CHEMICAL PRODS NES	338	106	59
682 COPPER EXC CEMENT COPPER	785	520	289	605 INDUSTRIAL PLANT, CHAP 73	244	451	246
684 ALUMINIUM	2 248	2 160	1 213	641 PAPER AND PAPERBOARD	894	134	72
691 STRUCTURES AND PARTS NES	1 464	574	314	684 ALUMINIUM	283	225	122
692 METAL TANKS, BOXES, ETC	86	106	61	685 LEAD	510	65	37
693 WIRE PRODUCTS NON ELECTR	95	289	159	691 STRUCTURES AND PARTS NES	3 197	3 367	1 859
694 STL, COPPR NAILS, NUTS, ETC	128	145	79	693 WIRE PRODUCTS NON ELECTR	30	73	39
695 TOOLS	898	1 643	915	695 TOOLS	85	116	61
696 CUTLERY	42	144	79	699 OTHER METAL MANUFACTURES	107	143	81
697 BASE MTL HOUSEHOLD EQUIP	103	93	52	700 INDUSTRIAL PLANT, CHAP 84	790	2 493	1 359
699 OTHER METAL MANUFACTURES	813	730	409	703 INDUSTRIAL PLANT, CHAP 85	39	127	69
700 INDUSTRIAL PLANT, CHAP 84	3 258	5 805	3 218	711 STEAM BOILERS & AUX PLNT	13	69	41
703 INDUSTRIAL PLANT, CHAP 85	170	140	75	716 ROTATING ELECTRIC PLANT	294	573	319
711 STEAM BOILERS & AUX PLNT	15	103	59	718 OTH POWER GENERATG MACHY	2 314	4 193	2 465
713 INTRNL COMBUS PISTN ENGN	349	896	497	723 CIVIL ENGINEERG EQUIP ETC	230	350	189
714 ENGINES & MOTORS NES	92	12 535	6 970	724 TEXTILE, LEATHER MACHNRY	23	192	110
716 ROTATING ELECTRIC PLANT	542	679	384	728 OTH MACHY FOR SPCL INDUS	119	394	222
721 AGRIC MACHY, EXC TRACTORS	143	90	49	741 HEATING, COOLING EQUIPMNT	97	710	413
723 CIVIL ENGINEERG EQUIP ETC	1 110	1 062	610	742 PUMPS FOR LIQUIDS ETC	358	142	84
724 TEXTILE, LEATHER MACHNRY	2 500	2 978	1 641	743 PUMPS NES, CENTRIFUGES ETC	13	113	63
725 PAPER ETC MILL MACHINERY	403	1 617	891	744 MECHANICAL HANDLING EQU	378	630	352
726 PRINTG, BKBINDG MACHY, PTS	385	1 709	966	745 NONELEC MACHY, TOOLS NES	12	164	93
727 FOOD MACHRY NON-DOMESTIC	81	546	310	749 NONELEC MACH PTS, ACC NES	19	80	43
728 OTH MACHY FOR SPCL INDUS	1 198	2 620	1 455	764 TELECOM EQPT, PTS, ACC NES	1	171	95
736 MACHINE TOOLS FOR METAL	660	2 297	1 255	771 ELECTRIC POWER MACHY NES	12	57	33
737 METALWORKING MACHNRY NES	90	198	115	772 SWITCHGEAR ETC & PTS NES	74	304	168
741 HEATING, COOLING EQUIPMNT	235	1 120	642	774 ELECTRO-MEDCL, XRAY EQUIP	34	1 354	753
742 PUMPS FOR LIQUIDS ETC	286	710	401	776 TRANSISTORS, VALVES, ETC		125	69
743 PUMPS NES, CENTRIFUGES ETC	112	861	477	778 ELECTRICAL MACHINERY NES	20	130	76
744 MECHANICAL HANDLING EQU	190	366	207	781 PASS MOTOR VEH EXC BUSES	327	1 616	881
745 NONELEC MACHY, TOOLS NES	713	7 617	4 232	782 LORRIES, SPCL MTR VEH NES	625	123	67
749 NONELEC MACH PTS, ACC NES	322	1 204	667	784 MOTOR VEHCL PTS, ACC NES	53	153	84
751 OFFICE MACHINES	58	316	173	848 HEADGEAR, NONTXL CLOTHNG	30	132	72
752 AUTOMATIC DATA PRDC EQUIP	96	1 934	1 064	871 OPTICAL INSTRUMENTS		56	32
759 OFFICE & ADP MCH PTS, ACC	9	207	114	872 MEDICAL INSTRUMENTS NES	3	93	50
764 TELECOM EQPT, PTS, ACC NES	52	888	501	874 MEASURING, CONTROLNG INSTR	17	436	237
771 ELECTRIC POWER MACHY NES	528	437	241	882 PHOTO, CINEMA SUPPLIES	16	62	34
772 SWITCHGEAR ETC & PTS NES	630	2 466	1 356	884 OPTICAL GOODS NES	1	73	41
773 ELECTR DISTRIBUTING MACH	2 260	832	457	895 OFFICE SUPPLIES NES	30	101	56
774 ELECTRO-MEDCL, XRAY EQUIP	68	738	406				
775 HOUSEHOLD TYPE EQUIP NES	152	282	155	BHUTAN			
776 TRANSISTORS, VALVES, ETC	2	296	164				
778 ELECTRICAL MACHINERY NES	212	1 170	655	IMPORTS	453	55	30
781 PASS MOTOR VEH EXC BUSES	1 194	2 731	1 532				
784 MOTOR VEHCL PTS, ACC NES	561	1 264	701	635 WOOD MANUFACTURES NES	453	55	30
786 VEH NES NONMOTR, TRAILERS	220	295	160				
791 RAILWAY VEHICLES	86	936	519	EXPORTS	2 035	4 709	2 572
793 SHIPS AND BOATS	76	292	157				
801 INDUSTRIAL PLANT, CHAP 90	66	168	93	022 MILK AND CREAM	600	140	85
812 PLUMB, HEATING, LGHTNG EQU	127	160	91	583 PROD OF POLYMERIZING ETC	482	103	61
821 FURNITURE	284	305	169	700 INDUSTRIAL PLANT, CHAP 84	116	1 033	556
847 TXL CLTHNG ACCESSRYS NES	40	95	54	728 OTH MACHY FOR SPCL INDUS	318	925	501
848 HEADGEAR, NONTXL CLOTHNG	50	479	270	736 MACHINE TOOLS FOR METAL	30	155	85
851 FOOTWEAR	15	71	36	737 METALWORKING MACHNRY NES	11	65	36
871 OPTICAL INSTRUMENTS	4	165	95	741 HEATING, COOLING EQUIPMNT	151	1 300	700
872 MEDICAL INSTRUMENTS NES	37	652	363	781 PASS MOTOR VEH EXC BUSES	89	352	196
873 METERS & COUNTERS NES	86	113	65	782 LORRIES, SPCL MTR VEH NES	118	173	97
874 MEASURING, CONTROLNG INSTR	227	3 755	2 067				
881 PHOTO APPAR & EQUIPT NES	38	179	99	BURMA			
882 PHOTO, CINEMA SUPPLIES	1 111	1 597	892				
884 OPTICAL GOODS NES		178	95	IMPORTS	59 313	13 736	7 661
885 WATCHES AND CLOCKS	5	68	37				
892 PRINTED MATTER	454	362	199	036 SHELL FISH FRESH, FROZEN	325	796	440
893 ARTICLES OF PLASTIC NES	825	1 147	632	042 RICE	9 219	362	200
894 TOYS, SPORTING GOODS, ETC	117	252	144	247 OTH WOOD ROUGH, SQUARED	38 875	6 669	3 725
895 OFFICE SUPPLIES NES	161	492	273	248 WOOD SHAPED	4 977	1 164	645
898 MUSICAL INSTRUMENTS, PTS	5	69	37	287 BASE METAL ORES, CONC NES	405	281	155
899 OTHER MANUFACTURED GOODS	392	2 544	1 421	512 ALCOHOLS, PHENOLS, ETC	1 000	218	130
951 WAR FIREARMS, AMMUNITION	119	1 065	588	634 VENEERS, PLYWOOD, ETC	397	107	60
				641 PAPER AND PAPERBOARD	3 224	2 671	1 492
				659 FLOOR COVERINGS ETC	47	175	98
				667 PEARL, PREC-, SEMI-P STONE			
				687 TIN	100	123	67
				897 GOLD, SILVER WARE, JEWELRY		376	208
				EXPORTS	120 900	73 412	41 718
				022 MILK AND CREAM	33 546	5 038	2 965
				041 SUGAR AND HONEY	1 050	94	51
				233 RUBBER, SYNTHETIC, RECLAIMD	133	87	48
				274 SULPHUR ETC	3 260	151	82
				513 ORGANIC ACIDS, ETC	1 831	370	206
				514 NITROGEN-FUNCTN COMPOUNDS	307	326	181
				515 ORG-INORG COMPOUNDS ETC	95	238	135

NEPAL

IMPORTS

074 TEA AND MATE	84	159	96				
223 SEEDS FOR OTH FIXED OILS	551	84	47	EXPORTS	120 900	73 412	41 718
611 LEATHER	218	806	450				
635 WOOD MANUFACTURES NES	31	78	40	022 MILK AND CREAM	33 546	5 038	2 965
659 FLOOR COVERINGS ETC	18 258	69 797	39 102	041 SUGAR AND HONEY	1 050	94	51
697 BASE MTL HOUSEHOLD EQUIP	70	307	176	233 RUBBER, SYNTHETIC, RECLAIMD	133	87	48
714 ENGINES & MOTORS NES	108	2 524	1 379	274 SULPHUR ETC	3 260	151	82
842 MENS OUTERWEAR NOT KNIT	45	130	68	513 ORGANIC ACIDS, ETC	1 831	370	206
843 WOMENS OUTERWEAR NONKNIT	33	139	76	514 NITROGEN-FUNCTN COMPOUNDS	307	326	181
844 UNDERWEAR NOT KNIT	29	87	50	515 ORG-INORG COMPOUNDS ETC	95	238	135

GROUP DESCRIPTION	DT	100 KG	1 000 DM	1 000 \$	GROUP DESCRIPTION	DT	100 KG	1 000 DM	1 000 \$
516 OTHER ORGANIC CHEMICALS		339	207	115	292 CRUDE VEG MATERIALS NES	30	416	12 675	7 041
522 INORG ELEMENTS, OXIDES, ETC	10	262	780	444	424 FIXED VEG OIL NONSOFT	19	944	2 763	1 523
523 OTHER INORGANIC CHEMICALS		2 169	324	179	431 PROCESSED ANML VEG OIL, ETC	22	595	897	506
531 SYNT DYE, NAT INDOGO, LAKES		242	1 496	858	513 ORGANIC ACIDS, ETC	*	*	*	*
532 DYES NES, TANNING PRODS	1	422	231	125	514 NITROGEN-FUNCTN COMPOUNDS	2	029	826	463
533 PIGMENTS, PAINTS, ETC		602	1 590	911	541 MEDICINAL ETC PRODUCTS		202	641	356
541 MEDICINAL ETC PRODUCTS		497	1 638	909	585 PLASTIC MATERIALS NES	4	579	464	258
561 ESSENTIAL OIL, PERFUME, ETC		11	65	37	592 STARCH, INULIN, GLUTEN, ETC	12	311	1 031	574
554 SOAPS, CLEANING ETC PREPS		525	123	67	598 MISC CHEMICAL PRODS NES	*	*	*	*
572 EXPLOSIVES, PYROTECH PROD		541	204	110	611 LEATHER	4	690	11 228	6 266
582 PROD OF CONDENSATION ETC		288	165	91	612 LEATHER ETC MANUFACTURES	12	455	7 814	4 331
583 PROD OF POLYMERIZING ETC		12 788	1 923	1 077	621 MATERIALS OF RUBBER	1	185	300	166
592 STARCH, INULIN, GLUTEN, ETC		930	527	293	625 RUBBER TYRES, TUBES	5	697	1 682	936
598 MISC CHEMICAL PRODS NES	1	179	1 048	584	628 RUBBER ARTICLES NES	14	409	3 625	2 026
621 MATERIALS OF RUBBER		88	112	61	634 VENEERS, PLYWOOD, ETC	1	140	817	449
633 CORK MANUFACTURES		36	79	44	635 WOOD MANUFACTURES NES	63	727	17 912	10 005
641 PAPER AND PAPERBOARD	1	409	172	96	641 PAPER AND PAPERBOARD	16	393	670	376
642 ARTICLES OF PAPER ETC		192	160	94	642 ARTICLES OF PAPER ETC		240	243	130
651 TEXTILE YARN AND THREAD		12	81	46	651 TEXTILE YARN AND THREAD	35	522	15 141	8 374
653 WOVN MAN-MADE FIB FABRIC		504	824	454	652 COTTON FABRICS, WOVEN	41	339	34 015	18 755
657 SPECIAL TEXTILE ETC PROD		26	295	163	653 WOVN MAN-MADE FIB FABRIC	22	851	20 488	11 256
662 CLAY, REFRACTORY BLDG PRD	1	301	269	147	654 OTH WOVN TEXTILE FABRIC		912	1 014	570
663 OTH NONMETAL MINERAL MFS		277	90	54	657 SPECIAL TEXTILE ETC PROD	1	839	1 049	586
672 IRON, STL PRIMARY FORMS	3	156	238	133	658 TEXTILE ARTICLES NES	5	851	6 351	3 557
673 IRON AND STEEL SHAPES	4	051	979	534	659 FLOOR COVERINGS ETC		166	433	237
674 IRN, STL UNIV, PLATE, SHEET	2	014	215	119	661 CEMENT ETC BUILDING PROD		668	88	50
675 IRON, STEEL HOOP, STRIP		264	70	37	662 CLAY, REFRACTORY BLDG PRD	105	852	10 533	5 822
677 IRN, STL WIRE EXCL W ROD		361	126	70	663 OTH NONMETAL MINERAL MFS	1	364	156	86
678 IRON, STL TUBES, PIPES, ETC	14	342	1 925	1 069	664 GLASS		995	200	112
684 ALUMINIUM		72	97	55	665 GLASSWARE	1	032	414	237
691 STRUCTURES AND PARTS NES		84	183	102	666 POTTERY	8	041	1 896	1 049
693 WIRE PRODUCTS NON ELECTR	2	388	1 060	648	667 PEARL, PREC-, SEMI-P STONE	*	*	*	*
695 TOOLS		321	538	297	678 IRON, STL TUBES, PIPES, ETC	27	810	2 730	1 520
699 OTHER METAL MANUFACTURES		495	370	210	684 ALUMINIUM		757	223	135
713 INTRNL COMBUS PISTN ENGN		175	1 597	974	667 TIN	31	440	39 330	21 670
716 ROTATING ELECTRIC PLANT		159	547	298	693 WIRE PRODUCTS NON ELECTR		343	88	49
723 CIVIL ENGINEERNG EQUIP ETC		148	524	286	694 STL, COPPR NAILS, NUTS, ETC	2	805	568	318
724 TEXTILE, LEATHER MACHNRY	1	381	5 156	3 149	695 TOOLS		274	171	94
725 PAPER ETC MILL MACHINERY		326	4 365	2 444	696 CUTLERY		109	210	113
726 PRINTG, BKBDNG MACHY, PTS		67	1 186	639	697 BASE MTAL HOUSEHOLD EQUIP	2	155	1 968	1 107
727 FOOD MACHRY NON-DOMESTIC		698	1 162	630	699 OTHER METAL MANUFACTURES		885	2 147	1 196
728 OTH MACHY FOR SPCL INDUS		438	1 729	970	7				

7 IMPORTS AND EXPORTS (SPECIAL TRADE) BY COUNTRIES OF PRODUCTION AND CONSUMPTION AND BY GROUPS OF THE SITC-REV. II 1987

GROUP DESCRIPTION	DT * 100 KG	1 000 DM	1 000 \$	GROUP DESCRIPTION	DT * 100 KG	1 000 DM	1 000 \$
263 COTTON	5 251	976	541	752 AUTOMATIC DATA PROC EQUIP	136	2 520	1 401
267 OTHER MAN-MADE FIBRES	1 215	453	248	759 OFFICE & ADP MCH PTS, ACC	148	1 392	768
273 STONE, SAND AND GRAVEL	5 909	193	111	761 TELEVISION RECEIVERS	64	201	110
274 SULPHUR ETC	3 107	691	385	762 RADIO BROADCAST RECEIVERS	19	220	123
276 OTHER CRUDE MINERALS	2 959	422	238	763 SOUND RECORDS, PHONOGRAPH	26	987	566
287 BASE METAL ORES, CONC NES	485	66	36	764 TELECOMM EQPT, PTS, ACC NES	2 518	108 193	60 972
291 CRUDE ANIMAL MATERIALS NES	13	76	42	771 ELECTRIC POWER MACHY NES	6 023	5 954	3 293
292 CRUDE VEG MATERIALS NES	419	575	322	772 SWITCHGEAR ETC & PTS NES	2 888	18 710	10 572
334 PETROLEUM PRODUCTS, REFIN	30 022	5 434	3 031	773 ELECTRIC DISTRIBUTING MACH	1 177	15 978	8 788
335 RESIDUAL PETROLEUM PROD NES	2 546	535	304	774 ELECTRO-MEDCL, XRAY EQUIP	60	1 012	568
424 FIXED VEG OIL NONSOFT	1 242	169	91	775 HOUSEHOLD TYPE EQUIP NES	1 922	3 153	1 773
431 PROCESSED ANML VEG OIL, ETC	10 243	1 664	931	776 TRANSISTORS, VALVES, ETC	173	51 136	28 430
511 HYDROCARBONS NES, DERIVS	10 292	2 342	1 295	778 ELECTRICAL MACHINERY NES	6 556	10 467	5 872
512 ALCOHOLS, PHENOLS, ETC	14 031	3 765	2 093	781 PASS MOTOR VEH EXC BUSES	9 822	27 531	15 465
513 ORGANIC ACIDS, ETC	35 520	5 765	3 198	782 LORRIES, SPCL MTR VEH NES	9 133	16 806	9 420
514 NITROGEN-FUNCTN COMPOUNDS	13 609	9 035	5 026	783 ROAD MOTOR VEHICLES NES	150	421	227
515 ORG-INORG COMPOUNDS ETC	5 081	9 529	5 292	784 MOTOR VEHCL PTS, ACC NES	44 653	83 486	47 674
516 OTHER ORGANIC CHEMICALS	3 316	2 137	1 179	786 VEH NES NONMOTR, TRAILERS	3 057	2 984	1 627
522 INORG ELEMNTS, OXIDES, ETC	44 864	9 551	5 338	791 RAILWAY VEHICLES	217	1 889	1 048
523 OTHER INORGANIC CHEMICALS	82 737	9 630	5 330	792 AIRCRAFT	1 114	91 629	49 402
531 SYNT DYE, NAT INDGO, LAKES	16 347	34 873	19 438	793 SHIPS AND BOATS	711 597	18 079	10 250
532 DYES NES, TANNING PRODS	20 288	3 858	2 142	812 PLUMBING, HEATING, LIGHTING EQU	294	1 341	750
533 PIGMENTS, PAINTS, ETC	22 436	14 158	7 881	821 FURNITURE	1 011	8 026	4 448
541 MEDICINAL ETC PRODUCTS	9 766	38 181	21 230	831 TRAVEL GOODS, HANDBAGS	2	74	41
551 ESSENTIAL OIL, PERFUME, ETC	522	1 819	1 010	847 TEXTILE ACCESSORIES NES	10	75	42
553 PERFUMERY, COSMETICS, ETC	734	1 107	620	851 FOOTWEAR	45	229	131
554 SOAPS, CLEANING ETC PREPS	22 812	6 742	3 762	871 OPTICAL INSTRUMENTS	31	659	367
562 FERTILIZERS MANUFACTURED	134 964	3 721	2 057	872 MEDICAL INSTRUMENTS NES	384	7 107	3 996
572 EXPLOSIVES, PYROTECH PROD	82	457	259	873 METERS & COUNTERS NES	416	1 101	617
582 PROD OF CONDENSATION ETC	31 759	15 660	8 757	874 MEASURING, CONTROLLING INSTR	955	18 563	10 302
583 PROD OF POLYMERIZING ETC	58 380	18 590	10 423	881 PHOTO APPAR & EQUIPT NES	529	2 956	1 634
584 CELLULOSE DERIVATIVES ETC	1 221	964	536	882 PHOTO, CINEMA SUPPLIES	1 572	2 098	1 149
585 PLASTIC MATERIALS NES	986	940	521	884 OPTICAL GOODS NES	6	440	253
591 PESTICIDES, DISINFECTANTS	22 660	13 321	7 407	885 WATCHES AND CLOCKS	99	2 202	1 235
592 STARCH, INULIN, GLUTEN, ETC	24 730	2 717	1 508	892 PRINTING MATTER	964	1 601	906
598 MISC CHEMICAL PRODS NES	59 862	20 845	11 640	893 ARTICLES OF PLASTIC NES	2 062	5 151	2 893
611 LEATHER	268	91	52	894 TOYS, SPORTING GOODS, ETC	244	854	471
612 LEATHER ETC MANUFACTURES	67	126	72	895 OFFICE SUPPLIES NES	2 036	5 024	2 820
613 FUR SKINS TANNED, DRESSED	2	238	130	896 WORKS OF ART ETC		89	50
621 MATERIALS OF RUBBER	566	790	445	897 GOLD, SILVER WARE, JEWELRY	4	1 635	934
625 RUBBER TYRES, TUBES	2 230	1 198	675	898 MUSICAL INSTRUMENTS, PTS	107	611	334
628 RUBBER ARTICLES NES	1 163	2 537	1 417	899 OTHER MANUFACTURED GOODS	214	1 059	585
634 VENEERS, PLYWOOD, ETC	972	258	142	951 WAR FIREARMS, AMMUNITION	80	2 047	1 141
635 WOOD MANUFACTURES NES	667	823	488	971 GOLD, NON MONETARY NES	1	3 496	1 944
641 PAPER AND PAPERBOARD	47 299	12 422	6 859				
642 ARTICLES OF PAPER ETC	4 944	3 188	1 781	LADS			
651 TEXTILE YARN AND THREAD	1 127	1 907	1 063				
652 COTTON FABRICS, WOVEN	676	1 346	753	IMPORTS	35	113	63
653 WOVN MAN-MADE FIB FABRIC	1 061	2 650	1 499				
654 OTHER WOVEN TEXTILE FABRIC	210	383	211	961 COIN NONGOLD, NONCURRENT	1	110	61
655 KNIT ETC FABRICS	92	424	238				
656 LACE, RIBBONS, TULLE, ETC	95	279	159	EXPORTS	5 438	3 174	1 734
657 SPECIAL TEXTILE ETC PROD	2 741	4 722	2 616				
658 TEXTILE ARTICLES NES	243	1 117	639	061 SUGAR AND HONEY	390	75	40
662 CLAY, REFRACTORY BLDG PRD	11 078	1 813	996	512 ALCOHOLS, PHENOLS, ETC	1 982	282	155
663 OTH NONMETAL MINERAL MFS	5 121	5 364	2 981	516 OTHER ORGANIC CHEMICALS	4	68	37
664 GLASS	15 252	2 718	1 499	541 MEDICINAL ETC PRODUCTS	7	98	51
665 GLASSWARE	1 709	2 019	1 131	641 PAPER AND PAPERBOARD	216	67	36
667 PEARL, PREC-, SEMI-P STONE				724 TEXTILE, LEATHER MACHNRY	350	857	467
671 PIG IRON ETC	375	143	83	726 PRINTG, BKBINDG MACHY, PTS	55	150	83
672 IRON, STL PRIMARY FORMS	479 622	16 181	9 001	727 FOOD MACHRY NON-DOMESTIC	57	193	104
673 IRON AND STEEL SHAPES	92 731	3 786	2 135	741 HEATING, COOLING EQUIPMNT	54	168	92
674 IRN, STL UNIV, PLATE, SHEET	351 744	26 473	14 750	745 NONELEC MACHY, TOOLS NES	6	77	44
675 IRON, STEEL HOOP, STRIP	11 627	2 892	1 603	771 ELECTRIC POWER MACHY NES	640	482	269
677 IRN, STL WIRE EXCL W ROD	393	119	66	772 SWITCHGEAR ETC & PTS NES	97	209	115
678 IRON, STL TUBES, PIPES, ETC	2 866	623	347	848 HEADGEAR, NONTEXTL CLOTHING	3	69	37
679 IRN, STL CASTINGS UNWORKED	785	147	82				
681 SILVER, PLATINUM, ETC	171	6 553	3 621	VIETNAM			
682 COPPER EXC CEMENT COPPER	1 706	1 116	623				
683 NICKEL	273	671	374	IMPORTS	27 524	13 927	7 770
684 ALUMINIUM	4 009	3 656	2 076				
686 ZINC	1 052	341	189	036 SHELL FISH FRESH, FROZEN	918	2 402	1 340
691 STRUCTURES AND PARTS NES	22 049	8 087	4 573	037 FISH ETC PREPD PRSD NES	86	89	41
692 METAL TANKS, BOXES, ETC	562	1 042	579	094 VEG ETC FRSH, SMPLY PRSD	6 604	162	88
693 WIRE PRODUCTS NON ELECTR	4 349	3 211	1 746	071 COFFEE AND SUBSTITUTES	10 909	4 438	2 446
694 STL, COPPR NAILS, NUTS, ETC	150	503	280	074 TEA AND MATE	1 651	387	216
695 TOOLS	1 956	5 592	3 153	075 SPICES	1 032	828	461
696 CUTLERY	133	872	490	222 SEEDS FOR SOFT/FIXED OIL	836	71	40
697 BASE MTL HOUSEHOLD EQUIP	335	707	405	291 CRUDE ANIMAL MATERIALS NES	1 980	1 321	733
699 OTHER METAL MANUFACTURES	10 513	10 513	5 814	635 WOOD MANUFACTURES NES	202	243	143
700 INDUSTRIAL PLANT, CHAP 84	1 331	5 160	2 837	652 COTTON FABRICS, WOVEN	135	102	57
703 INDUSTRIAL PLANT, CHAP 85	387	1 208	651	656 LACE, RIBBONS, TULLE, ETC	10	127	69
711 STEAM BOILERS & AUX PLNT	5 876	5 993	3 335	658 TEXTILE ARTICLES NES	8	59	35
712 STEAM ENGINES, TURBINES	14	589	359	659 FLOOR COVERINGS ETC	762	1 846	1 038
713 INTRNL COMBUS PISTN ENGN	2 215	11 776	6 467	666 POTTERY	599	221	126
714 ENGINES & MOTORS NES	46	737	409	844 UNDERWEAR NOT KNIT	496	930	537
716 ROTATING ELECTRIC PLANT	1 332	3 491	1 931	846 UNDERWEAR KNITTED	60	101	57
718 OTH POWER GENERATG MACHY	14	89	48	848 HEADGEAR, NONTEXTL CLOTHING	103	138	74
721 AGRIC MACHY, EXC TRACTORS	418	1 139	639	899 OTHER MANUFACTURED GOODS	743	257	148
722 TRACTORS NON-ROAD	1 774	1 421	829				
723 CIVIL ENGINEER EQUIP ETC	3 358	4 573	2 540	EXPORTS	49 369	23 593	13 431
724 TEXTILE, LEATHER MACHNRY	21 680	54 933	30 749				
725 PAPER ETC MILL MACHINERY	1 822	8 820	4 856	022 MILK AND CREAM	9 040	2 267	1 388
726 PRINTG, BKBINDG MACHY, PTS	2 753	10 017	5 586	292 CRUDE VEG MATERIALS NES	55	85	40
727 FOOD MACHRY NON-DOMESTIC	496	2 083	1 150	512 ALCOHOLS, PHENOLS, ETC	1 114	311	172
728 OTH MACHY FOR SPCL INDUS	19 687	43 975	24 777	513 ORGANIC ACIDS, ETC	1 002	134	73
736 MACHINE TOOLS FOR METAL	15 042	17 499	9 906	514 NITROGEN-FUNCTN COMPOUNDS	210	184	101
737 METALWORKING MACHNRY NES	315	1 274	706	515 ORG-INORG COMPOUNDS ETC	240	383	215
741 HEATING, COOLING EQUIPMNT	7 546	20 952	11 705	522 INORG ELEMNTS, OXIDES, ETC	27 309	1 457	798
742 PUMPS FOR LIQUIDS ETC	857	3 063	1 721	523 OTHER INORGANIC CHEMICALS	99	60	33
743 PUMPS NES, CENTRIFUGES ETC	2 462	8 438	4 752	531 SYNT DYE, NAT INDGO, LAKES	8	60	36
744 MECHANICAL HANDLING EQU	3 948	6 838	3 869	541 MEDICINAL ETC PRODUCTS	280	1 540	858
745 NONELEC MACHY, TOOLS NES	3 024	12 439	6 898	591 PESTICIDES, DISINFECTANTS	106	157	96
749 NONELEC MACH PTS, ACC NES	5 127	13 468	7 601	641 PAPER AND PAPERBOARD	773	76	41
751 OFFICE MACHINES	1 840	5 405	3 058	651 TEXTILE YARN AND THREAD	371	1 000	568

7 IMPORTS AND EXPORTS (SPECIAL TRADE) BY COUNTRIES OF PRODUCTION AND CONSUMPTION AND BY GROUPS OF THE SITC-REV. II 1987

GROUP DESCRIPTION	DT * 100 KG	1 000 DM	1 000 \$	GROUP DESCRIPTION	DT * 100 KG	1 000 DM	1 000 \$
658 TEXTILE ARTICLES NES	31	79	43	842 MENS OUTERWEAR NOT KNIT	8 828	15 701	8 724
665 GLASSWARE	25	55	30	843 WOMENS OUTERWEAR NONKNIT	5 581	18 310	10 132
684 ALUMINIUM	200	66	36	844 UNDERWEAR NOT KNIT	6 432	14 395	8 036
692 METAL TANKS, BOXES, ETC	125	256	140	845 OUTERWEAR KNIT NONELASTC	9 639	28 762	16 048
693 WIRE PRODUCTS NON ELECTR	273	121	65	846 UNDERWEAR KNITTED	7 091	18 693	10 419
696 CUTLERY	14	69	37	847 TXTL CLTHNG ACCESRYS NES	38	129	68
700 INDUSTRIAL PLANT, CHAP 84	1 014	325	180	848 HEADGEAR, NONTXTL CLOTHNG	52	276	154
712 STEAM ENGINES, TURBINES	12	208	116	851 FOOTWEAR	1 038	2 077	1 143
721 AGRIC MACHY, EXC TRACTORS	20	58	32	874 MEASURNG, CONTROLNG INSTR	3	179	57
724 TEXTILE, LEATHER MACHNRY	1	129	73	881 PHOTO APPAR & EQUIPT NES	14	333	181
725 PAPER ETC MILL MACHINERY	371	653	386	882 PHOTO, CINEMA SUPPLIES	54	710	417
726 PRINTS, BKBINDG MACHY, PTS	670	2 321	1 301	894 TOYS, SPORTING GOODS, ETC	183	745	410
728 OTH MACHY FOR SPCL INDUS	166	1 086	604	895 OFFICE SUPPLIES NES	56	111	63
741 HEATING, COOLING EQUIPMNT	501	1 320	740	896 WORKS OF ART ETC	67	122	70
742 PUMPS FOR LIQUIDS ETC	152	638	357	897 GOLD, SILVER WARE, JEWELRY	33	1 726	958
743 PUMPS NES, CENTRIFUGES ETC	136	798	449	898 MUSICAL INSTRUMENTS, PTS	542	703	384
744 MECHANICAL HANDLING EQU	2 970	3 075	1 883	899 OTHER MANUFACTURED GOODS	1 245	1 718	961
745 NONELEC MACHY, TOOLS NES	64	841	462	941 ZOO ANIMALS, PETS	228	1 486	831
764 TELECOM EQPT, PTS, ACC NES	22	165	93				
772 SWITCHGEAR ETC & PTS NES	8	89	51	EXPORTS	2 254 974	1 196 088	668 192
778 ELECTRICAL MACHINERY NES	365	643	354	001 LIVE ANIMALS	13	489	265
781 PASS MOTOR VEH EXC BUSES	46	141	77	022 MILK AND CREAM	10 195	2 574	1 429
848 HEADGEAR, NONTXTL CLOTHNG	4	97	53	025 EGGS, BIRDS, FRESH, PRSRVD	172	146	80
871 OPTICAL INSTRUMENTS	3	84	49	048 CEREAL ETC PREPARATIONS	309	121	67
872 MEDICAL INSTRUMENTS NES	32	313	173	054 VEG ETC FRSH, SMPLY PRSVD	3 152	479	267
874 MEASURNG, CONTROLNG INSTP	80	764	421	058 FRUIT PRESERVED, PREPARED	914	311	170
881 PHOTO APPAR & EQUIPT NES	2	68	38	061 SUGAR AND HONEY	24 554	1 444	806
882 PHOTO, CINEMA SUPPLIES	17	124	71	081 FEEDING STUFF FOR ANIMLS	7 925	1 608	906
885 WATCHES AND CLOCKS	7	91	51	098 EDIBLE PRODCTS, PREPS NES	1 275	1 593	880
893 ARTICLES OF PLASTIC NES	236	143	79	233 RUBBER, SYNTHETIC, RECLAIMD	6 545	2 269	1 261
				251 PULP AND WASTE PAPER	179 078	2 586	1 448
KAMPUCHEA				273 STONE, SAND AND GRAVEL	14 849	349	197
IMPORTS	1 926	111	62	274 SULPHUR ETC	3 180	322	176
223 SEEDS FOR OTH FIXED OILS	1 926	108	61	278 OTHER CRUDE MINERALS	19 500	756	422
EXPORTS	69	442	244	292 CRUDE VEG MATERIALS NES	1 137	1 794	1 001
541 MEDICINAL ETC PRODUCTS	12	248	142	334 PETROLEUM PRODUCTS, REFIN	14 851	5 178	2 894
725 PAPER ETC MILL MACHINERY	21	113	62	335 RESIDUAL PETRLM PROD NES	13 231	1 775	982
				423 FIXED VEG OILS, SOFT	51 923	3 102	1 717
INDONESIA				424 FIXED VEG OIL NONSOFT	13 070	1 131	625
IMPORTS	8 018 077	895 497	499 498	431 PROCESD ANML VEG OIL, ETC	4 045	671	371
011 MEAT FRESH, CHILLD, FROZEN	157	121	69	511 HYDROCARBONS NES, DERIVS	4 474	1 287	719
034 FISH FRESH, CHILLD, FROZN	211	914	510	512 ALCOHOLS, PHENOLS, ETC	11 316	3 683	2 057
036 SHELL FISH FRESH, FROZEN	3 182	7 082	3 950	513 ORGANIC ACIDS, ETC	25 236	5 946	3 297
037 FISH ETC PREPD PRSVD NES	2 539	987	563	514 NITROGEN-FUNCTN COMPOUNDS	22 157	15 395	8 489
048 CEREAL ETC PREPARATIONS	237	170	94	515 ORG-INORG COMPOUNDS ETC	5 935	15 788	8 784
054 VEG ETC FRSH, SMPLY PRSVD	566 309	15 756	9 248	516 OTHER ORGANIC CHEMICALS	6 840	8 348	4 610
056 VEGTBLES ETC PRSVD, PREPD	2 275	399	532	522 INORG ELEMNTS, OXIDES, ETC	444 895	23 810	13 468
057 FRUIT, NUTS, FRESH, DRIED	316	91	533	523 OTHR INORGANIC CHEMICALS	55 584	6 886	3 849
058 FRUIT PRESERVED, PREPARED	114 864	10 674	511	524 RADIOACTIVE ETC MATERIAL	2	186	107
061 SUGAR AND HONEY	270 511	3 710	48	531 SYNT DYE, NAT INDGO, LAKES	15 619	29 821	16 608
071 COFFEE AND SUBSTITUTES	207 535	82 882	511	532 DYES NES, TANNING PRODS	10 432	1 593	892
072 COCOA	160 934	67 102	511	533 PIGMENTS, PAINTS, ETC	16 811	9 274	5 148
074 TEA AND MATE	21 368	11 262	511	541 MEDICINAL ETC PRODUCTS	1 429	18 187	10 070
075 SPICES	67 366	72 258	511	551 ESSENTL OIL, PERFUME, ETC	4 209	14 548	8 142
081 FEEDING STUFF FOR ANIMLS	2 865 917	65 020	511	552 PERFUMERY, COSMETICS, ETC	64	167	93
112 ALCOHOLIC BEVERAGES	766	421	45 878	554 SOAPS, CLEANING ETC PREPS	25 154	8 690	4 811
121 TOBACCO UNMNFCTDR, REFUSE	27 008	22 269	37 528	562 FERTILIZERS MANUFACTURED	150 331	5 120	2 845
211 HIDES, SKINS, UNDRRESSED	73	576	6 292	562 PROD OF CONDENSATION ETC	66 678	28 243	15 774
223 SEEDS FOR OTH FIXED OILS	6 344	917	40 474	563 PROD OF POLYMERIZING ETC	138 034	27 144	15 174
232 NATURAL RUBBER, GUMS	379 884	62 034	36 248	584 CELLULOSE DERIVATIVES ETC	4 851	1 670	922
248 WOOD SHAPED	336 527	32 217	238	585 PLASTIC MATERIALS NES	7 505	1 129	628
291 CRUDE ANIMAL MTRIALS NES	647	669	12 370	591 PESTICIDES, DISINFECTANTS	11 541	11 501	6 338
292 CRUDE VEG MATERIALS NES	29 693	7 854	318	592 STARCH, INULIN, GLUTEN, ETC	15 409	2 742	1 528
333 CRUDE PETROLEUM	636 730	15 135	502	598 MISC CHEMICAL PRODS NES	93 478	24 423	13 731
335 RESIDUAL PETRLM PROD NES	401 965	7 581	34 563	605 INDUSTRIAL PLANT, CHAP 73	758	3 059	1 700
424 FIXED VEG OIL NONSOFT	1 181 210	70 433	17 855	612 LEATHER ETC MANUFACTURES	10	117	66
431 PROCESD ANML VEG OIL, ETC	178 661	8 449	370	621 MATERIALS OF RUBBER	888	1 187	659
512 ALCOHOLS, PHENOLS, ETC	10 541	258	4 303	625 RUBBER TYRES, TUBES	157	156	91
513 ORGANIC ACIDS, ETC	7 733	1 720	8 267	628 RUBBER ARTICLES NES	1 145	1 428	802
514 NITROGEN-FUNCTN COMPOUNDS	3 710	869	4 237	634 VENEERS, PLYWOOD, ETC	815	114	64
541 MEDICINAL ETC PRODUCTS	511	6 909	39 675	635 WOOD MANUFACTURES NES	1 246	476	261
551 ESSENTL OIL, PERFUME, ETC	1 144	2 701	4 662	641 PAPER AND PAPERBOARD	17 220	6 778	3 762
598 MISC CHEMICAL PRODS NES	3 766	360	140	642 ARTICLES OF PAPER ETC	2 387	2 063	1 162
611 LEATHER	3 031	8 388	973	651 TEXTILE YARN AND THREAD	18 898	10 069	5 794
613 FUR SKINS TANNED, DRESSED	18	92	482	652 COTTON FABRICS, WOVEN	110	338	183
634 VENEERS, PLYWOOD, ETC	377 540	45 632	3 794	653 WOVN MAN-MADE FIB FABRIC	104	347	192
635 WOOD MANUFACTURES NES	27 584	5 038	2 064	654 OTH WOVEN TEXTILE FABRIC	36	158	87
651 TEXTILE YARN AND THREAD	4 992	3 117	4 661	655 KNIT ETC FABRICS	66	295	165
652 COTTON FABRICS, WOVEN	14 688	11 829	4 661	656 LACE, RIBBONS, TULLE, ETC	252	632	353
653 WOVN MAN-MADE FIB FABRIC	7 903	7 207	4 031	657 SPECIAL TEXTILE ETC PROD	646	2 624	1 474
656 LACE, RIBBONS, TULLE, ETC	55	148	80	658 TEXTILE ARTICLES NES	24	358	197
658 TEXTILE ARTICLES NES	1 413	1 960	1 105	659 FLOOR COVERINGS ETC	89	114	63
665 GLASSWARE	1 040	139	84	661 CEMENT ETC BUILDING PROD	624	108	58
671 PIG IRON ETC	19 036	2 952	1 630	662 CLAY, REFRACTORY BLDG PRD	246 780	31 102	17 319
687 TIN	16 023	20 099	11 194	663 OTH NONMETAL MINERAL MFS	16 593	8 273	4 666
695 TOOLS	13	135	74	664 GLASS	5 328	905	506
699 OTHER METAL MANUFACTURES	50	245	138	665 GLASSWARE	1 533	2 230	1 277
712 STEAM ENGINES, TURBINES	21	394	221	666 POTTERY	19	61	33
728 OTH MACHY FOR SPCL INDUS	97	129	71	671 PIG IRON ETC	5 781	942	536
743 PUMPS NES, CENTRIFUGES ETC	12	588	316	672 IRON, STL PRIMARY FORMS	449	165	91
749 NONELEC MACH PTS, ACC NES	56	199	114	673 IRON AND STEEL SHAPES	4 290	1 235	696
759 OFFICE & ADP MCH PTS, ACC	13	531	293	674 IRN, STL UNIV, PLATE, SHEET	124 931	9 842	5 477
764 TELECOM EQPT, PTS, ACC NES	5	100	54	675 IRON, STEEL HOOP, STRIP	3 071	677	371
772 SWITCHGEAR ETC & PTS NES	11	115	69	677 IRN, STL WIRE EXCL W ROD	3 213	731	410
776 TRANSISTORS, VALVES, ETC	26	2 007	1 107	678 IRQN, STL TUBES, PIPES, ETC	41 497	7 602	4 238
778 ELECTRICAL MACHINERY NES	28	65	34	682 COPPER EXC CEMENT COPPER	9 297	6 150	3 429
792 AIRCRAFT	1 184	81 755	45 390	683 NICKEL	428	1 019	575
821 FURNITURE	7 407	3 814	2 121	684 ALUMINIUM	5 983	4 548	2 521
831 TRAVEL GOODS, HANDBAGS	42	223	125	685 LEAD	2 650	597	323
				691 STRUCTURES AND PARTS NES	2 205	2 177	1 263
				692 METAL TANKS, BOXES, ETC	200	741	406
				693 WIRE PRODUCTS NON ELECTR	1 692	1 089	602
				694 STL, COPPR NAILS, NUTS, ETC	538	865	472
				695 TOOLS	2 840	7 066	3 931

7 IMPORTS AND EXPORTS (SPECIAL TRADE) BY COUNTRIES OF PRODUCTION AND CONSUMPTION AND BY GROUPS OF THE SITC-REV. II 1987

GROUP DESCRIPTION	DT * 100 KG	1 000 DM	1 000 \$	GROUP DESCRIPTION	DT * 100 KG	1 000 DM	1 000 \$
696 CUTLERY	97	316	170	621 MATERIALS OF RUBBER	2 596	1,365	755
697 BASE MTL HOUSEHOLD EQUIP	1 795	2 183	1 237	625 RUBBER TYRES, TUBES	1 674	906	530
699 OTHER METAL MANUFACTURES	9 583	10 755	5 922	628 RUBBER ARTICLES NES	3 336	2 963	1 647
700 INDUSTRIAL PLANT, CHAP 84	3 119	30 848	17 054	634 VENEERS, PLYWOOD, ETC	75 264	9 055	4 994
703 INDUSTRIAL PLANT CHAP 85	9 257	29 680	16 329	635 WOOD MANUFACTURES NES	68 970	8 850	4 923
711 STEAM BOILERS & AUX PLNT	4 253	4 314	2 421	642 ARTICLES OF PAPER ETC	1 520	821	451
712 STEAM ENGINES, TURBINES	73	3 964	2 447	651 TEXTILE YARN AND THREAD	10 010	6 594	3 635
713 INTRNL COMBUS PISTN ENGN	3 422	8 203	4 667	652 COTTON FABRICS, WOVEN	7 931	6 210	3 446
714 ENGINES & MOTORS NES	13	333	182	653 WOVN MAN-MADE FIB FABRIC	12 683	11 853	6 538
716 ROTATING ELECTRIC PLANT	3 494	9 566	5 339	656 LACE, RIBBONS, TULLE, ETC	25	162	89
718 OTH POWER GENERATG MACHY	162	458	256	657 SPECIAL TEXTILE ETC PROD	107	956	533
721 AGRIC MACHY, EXC TRACTORS	3 614	5 678	3 128	658 TEXTILE ARTICLES NES	457	2 848	1 589
723 CIVIL ENGINEERG EQUIP ETC	7 762	6 011	3 381	664 GLASS	598	3 859	2 142
724 TEXTILE, LEATHER MACHNRY	16 495	35 779	20 067	666 POTTERY	271	432	243
725 PAPER ETC MILL MACHINERY	1 100	4 372	2 420	667 PEARL, PREC-, SEMI-P STONE	•	•	•
726 PRINTG, BKBINDG MACHY, PTS	4 179	15 704	8 659	671 PIG IRON ETC	14 442	445	246
727 FOOD MACHRY NON-DOMESTIC	1 123	5 162	2 887	687 TIN	30 172	37 974	21 113
728 OTH MACHY FOR SPCL INDUS	11 869	53 494	30 431	694 STL, COPPR NAILS, NUTS, ETC	15 567	2 435	1 355
736 MACHINE TOOLS FOR METAL	4 410	21 917	12 399	695 TOOLS	44	148	81
737 METALWORKING MACHNRY NES	4 414	10 050	5 620	697 BASE MTL HOUSEHOLD EQUIP	26	198	111
741 HEATING, COOLING EQUIPMNT	13 324	34 560	19 426	699 OTHER METAL MANUFACTURES	537	698	393
742 PUMPS FOR LIQUIDS ETC	2 186	10 522	5 848	714 ENGINES & MOTORS NES	373	46 566	26 096
743 PUMPS NES, CENTRIFUGES ETC	3 116	14 973	8 339	728 OTH MACHY FOR SPCL INDUS	13	57	32
744 MECHANICAL HANDLING EQU	4 654	9 032	5 036	741 HEATING, COOLING EQUIPMNT	186	231	126
745 NONELEC MACHY TOOLS NES	5 182	22 993	12 904	743 PUMPS NES, CENTRIFUGES ETC	25	338	182
745 NONELEC MACH PTS, ACC NES	2 366	12 840	7 147	745 NONELEC MACHY, TOOLS NES	92	136	79
751 OFFICE MACHINES	191	486	2 274	749 NONELEC MACH PTS, ACC NES	127	192	104
752 AUTOMTIC DATA PROC EQUIP	97	4 133	2 274	752 AUTOMTIC DATA PROC EQUIP	4	289	159
759 OFFICE & ADP MCH PTS, ACC	18	1 265	726	759 OFFICE & ADP MCH PTS, ACC	16	1 240	704
761 TELEVISION RECEIVERS	179	• 092	602	761 TELEVISION RECEIVERS	4 843	16 169	9 029
762 RADIO BROADCAST RECEIVRS	44	926	513	762 RADIO BROADCAST RECEIVRS	37 216	108 605	60 663
764 TELECOM EQPT, PTS, ACC NES	3 112	111 610	62 476	763 SOUND RECORDRS, PHONOGRPH	2 354	8 500	4 763
771 ELECTRIC POWER MACHY NES	17 728	20 855	11 788	764 TELECOM EQPT, PTS, ACC NES	2 967	5 977	3 325
772 SWITCHGEAR ETC & PTS NES	5 705	34 097	18 761	771 ELECTRIC POWER MACHY NES	1 286	5 264	2 923
773 ELECTR DISTRIBUTING MACH	3 040	5 058	2 777	772 SWITCHGEAR ETC & PTS NES	3 594	27 391	15 280
774 ELECTRO-MEDCL, XRAY EQUIP	191	6 174	3 445	773 ELECTR DISTRIBUTING MACH	40	444	241
775 HOUSEHOLD TYPE EQUIP NES	748	1 547	877	775 HOUSEHOLD TYPE EQUIP NES	83	280	154
776 TRANSISTORS, VALVES, ETC	11	571	307	776 TRANSISTORS, VALVES, ETC	2 397	161 527	89 571
778 ELECTRICAL MACHINERY NES	6 665	14 361	7 913	778 ELECTRICAL MACHINERY NES	828	11 354	6 293
781 PASS MOTOR VEH EXC BUSES	19 355	60 952	34 045	792 AIRCRAFT	16	356	198
782 LORRIES, SPCL MTR VEH NES	3 048	4 915	2 765	821 FURNITURE	1 594	859	479
784 MOTOR VEHCL PTS, ACC NES	17 078	33 571	18 768	831 TRAVEL GOODS, HANDBAGS	1 286	372	211
785 MOTOR & OTHER CYCLES ETC	38	74	40	842 MENS OUTERWEAR NOT KNIT	5 423	13 705	7 575
786 VEH NES NONMOTR, TRAILERS	4 081	2 465	1 380	843 WOMENS OUTERWEAR NONKNIT	2 697	8 192	4 563
791 RAILWAY VEHICLES	839	3 794	2 105	844 UNDERWEAR NOT KNIT	2 602	7 793	4 315
792 AIRCRAFT	175	11 375	6 286	845 OUTERWEAR KNIT NONELASTC	11 985	32 185	18 044
793 SHIPS AND BOATS	31	65	35	846 UNDERWEAR KNITTED	1 905	6 959	3 861
801 INDUSTRIAL PLANT, CHAP 90	314	17 701	10 498	847 TXTL CLTHNG ACCESSRYS NES	4 295	20 969	11 628
812 PLUMBG, HEATNG, LGHTNG EQU	375	919	511	848 HEADGEAR, NONTXTL CLOTHNG	20 558	28 114	15 651
821 FURNITURE	1 032	1 747	974	851 FOOTWEAR	1 163	1 463	819
843 WOMENS OUTERWEAR NONKNIT	121	625	66	872 MEDICAL INSTRUMENTS NES	7 768	43 759	24 402
848 HEADGEAR, NONTXTL CLOTHNG	92	92	52	873 METERS & COUNTERS NES	236	850	484
871 OPTICAL INSTRUMENTS	4	625	346	874 MEASURING, CONTROLLNG INSTR	180	2 700	1 512
872 MEDICAL INSTRUMENTS NES	318	4 054	2 256	881 PHOTO APPAR & EQUIPT NES	23	313	177
873 METERS & COUNTERS NES	51	510	284	884 OPTICAL GOODS NES	35	217	122
874 MEASURING, CONTROLLNG INSTR	1 594	34 794	19 310	885 WATCHES AND CLOCKS	144	1 756	982
881 PHOTO APPAR & EQUIPT NES	226	2 889	1 598	893 ARTICLES OF PLASTIC NES	2 420	1 262	699
882 PHOTO, CINEMA SUPPLIES	2 839	3 210	1 794	894 TOYS, SPORTING GOODS, ETC	10 103	14 454	7 984
884 OPTICAL GOODS NES	35	964	529	895 OFFICE SUPPLIES NES	710	1 404	776
885 WATCHES AND CLOCKS	34	470	261	897 GOLD, SILVER WARE, JEWELRY	5	6 634	3 730
892 PRINTED MATTER	723	1 469	809	899 OTHER MANUFACTURED GOODS	519	5 866	3 252
893 ARTICLES OF PLASTIC NES	2 152	3 621	2 020	941 ZOO ANIMALS, PETS	20	336	186
894 TOYS, SPORTING GOODS, ETC	392	900	499	971 GOLD, NON MONETARY NES	99	99	57
895 OFFICE SUPPLIES NES	2 331	5 965	3 320	EXPORTS	1 896 208	801 057	448 767
896 WORKS OF ART ETC	7	176	97	001 LIVE ANIMALS	50	471	263
897 GOLD, SILVER WARE, JEWELRY	1	154	89	048 CEREAL ETC PREPARATIONS	7 892	695	386
898 MUSICAL INSTRUMENTS, PTS	158	546	305	054 VEG ETC FRSH, SMPLY PRSVD	160	91	49
899 OTHER MANUFACTURED GOODS	123	519	285	061 SUGAR AND HONEY	1 429	191	107
941 ZOO ANIMALS, PETS	25	87	54	062 SUGAR PREPS NON-COCOA	328	188	106
951 WAR FIREARMS, AMMUNITION	10	420	226	071 COFFEE AND SUBSTITUTES	728	1 330	727
				075 SPICES	110	128	72
MALAYSIA				081 FEEDING STUFF FOR ANIMLS	12 259	2 416	1 347
IMPORTS				098 EDIBLE PRODCTS, PREPS NES	1 110	737	405
036 SHELL FISH FRESH, FROZEN	857	1 398	781	112 ALCOHOLIC BEVERAGES	624	239	131
037 FISH ETC PREPD PRSVD NES	9 774	7 069	3 963	233 RUBBER, SYNTHTIC, RECLAIMD	3 529	1 188	645
057 FRUIT, NUTS, FRESH, DRIED	14 370	3 291	1 837	266 SYNTHETIC FIBRE TO SPIN	1 306	294	166
058 FRUIT PRESERVED, PREPARED	10 877	1 430	788	273 STONE, SAND AND GRAVEL	13 147	330	185
061 SUGAR AND HONEY	54 421	933	522	274 SULPHUR ETC	4 168	255	141
071 COFFEE AND SUBSTITUTES	198	101	56	278 OTHER CRUDE MINERALS	443 935	6 554	3 612
072 COCOA	156 571	65 867	36 671	292 CRUDE VEG MATERIALS NES	235	413	239
075 SPICES	17 794	17 061	9 506	334 PETROLEUM PRODUCTS, REFIN	3 889	1 114	623
081 FEEDING STUFF FOR ANIMLS	2 739 778	58 863	32 797	335 RESIDUAL PETRLM PROD NES	3 879	411	231
223 SEEDS FOR OTH FIXED OILS	40 296	4 863	2 709	424 FIXED VEG OIL NONSOFT	1 277	130	70
232 NATURAL RUBBER, GUMS	1 197 213	215 466	120 262	431 PROCESD ANML VEG OIL, ETC	3 748	555	308
233 RUBBER, SYNTHTIC, RECLAIMD	2 031	379	206	511 HYDROCARBONS NES, DERIVS	32 633	3 523	2 085
245 FUEL WOOD NES, CHARCOAL	40 923	338	189	512 ALCOHOLS, PHENOLS, ETC	3 816	1 613	899
246 PULPMOOD, CHIPS, WOODWASTE	903	128	73	513 ORGANIC ACIDS, ETC	51 287	6 954	3 869
247 OTH WOOD ROUGH, SQUARED	23 456	1 138	649	514 NITROGEN-FUNCTN COMPOUNDS	17 344	8 261	4 596
248 WOOD SHAPED	2 483 433	247 920	137 949	515 ORG-INORG COMPOUNDS ETC	4 652	5 384	3 035
287 BASE METAL ORES, CONC NES	11 544	965	528	516 OTHER ORGANIC CHEMICALS	2 662	1 101	613
288 NONFERR METAL SCRAP NES	4 031	390	239	522 INORG ELEMNTS, OXIDES, ETC	29 344	4 738	2 637
289 PREC METAL ORE, WASTE NES	4	63	34	523 OTHR INORGANIC CHEMICALS	35 084	3 279	1 809
292 CRUDE VEG MATERIALS NES	10 112	540	301	531 SYNT DYE, NAT INDGO, LAKES	4 080	9 580	5 343
424 FIXED VEG OIL NONSOFT	716 486	49 656	27 766	532 DYES NES, TANNING PRODS	2 605	471	266
431 PROCESD ANML VEG OIL, ETC	646 459	34 399	19 177	533 PIGMENTS, PAINTS, ETC	8 144	3 995	2 246
512 ALCOHOLS, PHENOLS, ETC	118 225	8 869	4 945	541 MEDICINAL ETC PRODUCTS	8 745	18 869	10 488
513 ORGANIC ACIDS, ETC	7 659	780	433	551 ESSENTL OIL, PERFUME, ETC	380	1 240	696
522 INORG ELEMNTS OXIDES, ETC	1	67	37	553 PERFUMERY, COSMETICS, ETC	2 112	2 924	1 644
541 MEDICINAL ETC PRODUCTS	350	2 105	1 171	554 SOAPS, CLEANING ETC PREPS	12 229	3 394	1 899
562 FERTILIZERS MANUFACTURED	97 566	1 780	975	562 FERTILIZERS MANUFACTURED	670 746	15 398	8 706
583 PROD OF POLYMERIZING ETC	684	258	142	572 EXPLOSIVES, PYROTECH PROD	44	324	179
598 MISC CHEMICAL PRODS NES	141 523	18 032	10 144	582 PROD OF CONDENSATION ETC	15 633	7 425	4 133
613 FUR SKINS TANNED, DRESSED	1	83	46	583 PROD OF POLYMERIZING ETC	89 163	20 994	11 735

7 IMPORTS AND EXPORTS (SPECIAL TRADE) BY COUNTRIES OF PRODUCTION AND CONSUMPTION AND BY GROUPS OF THE SITC-REV. II 1987

GROUP DESCRIPTION	DT * 100 KG	1 000 DM	1 000 \$	GROUP DESCRIPTION	DT * 100 KG	1 000 DM	1 000 \$
584 CELLULOSE DERIVATIVES ETC	541	546	302	882 PHOTO, CINEMA SUPPLIES	3 352	4 195	2 337
585 PLASTIC MATERIALS NES	800	113	65	884 OPTICAL GOODS NES	6	249	143
591 PESTICIDES, DISINFECTANTS	9 735	8 782	4 856	885 WATCHES AND CLOCKS	57	705	397
592 STARCH, INULIN, GLUTEN, ETC	36 910	1 485	833	892 PRINTED MATTER	659	2 951	1 646
598 MISC CHEMICAL PRODS NES	33 909	10 975	6 113	893 ARTICLES OF PLASTIC NES	3 853	6 643	3 690
605 INDUSTRIAL PLANT, CHAP 73	6	70	38	894 TOYS, SPORTING GOODS, ETC	257	640	358
611 LEATHER	282	171	94	895 OFFICE SUPPLIES NES	2 580	5 097	2 864
612 LEATHER ETC MANUFACTURES	36	111	59	897 GOLD, SILVER WARE, JEWELRY	1	895	496
613 FUR SKINS TANNED, DRESSED	58	716	398	898 MUSICAL INSTRUMENTS, PTS	94	733	421
621 MATERIALS OF RUBBER	305	666	375	899 OTHER MANUFACTURED GOODS	220	950	528
625 RUBBER TYRES, TUBES	364	282	156	951 WAR FIREARMS, AMMUNITION	379	2 694	1 485
628 RUBBER ARTICLES NES	932	2 431	1 374	971 GOLD, NON MONETARY NES	138	79	
635 WOOD MANUFACTURES NES	102	208	117				
641 PAPER AND PAPERBOARD	54 741	9 837	5 512	BRUNEI			
642 ARTICLES OF PAPER ETC	649	1 005	552				
651 TEXTILE YARN AND THREAD	1 337	2 798	1 551	IMPORTS	150	2 622	1 458
652 COTTON FABRICS, WOVEN	135	481	271				
653 WOVN MAN-MADE FIB FABRIC	374	1 137	632	714 ENGINES & MOTORS NES	17	500	275
654 OTH WOVN TEXTILE FABRIC	103	337	191	764 TELECOM EQPT, PTS, ACC NES	12	310	176
655 KNIT ETC FABRICS	162	689	389	792 AIRCRAFT		1 438	789
656 LACE, RIBBONS, TULLE, ETC	47	381	212				
657 SPECIAL TEXTILE ETC PROD	520	1 256	700	EXPORTS	12 974	15 771	11 004
658 TEXTILE ARTICLES NES	32	132	69				
662 CLAY, REFRACTORY BLDG PRD	27 612	3 814	2 164	583 PROD OF POLYMERIZING ETC	56	69	42
663 OTH NONMETAL MINERAL MFS	4 091	4 998	2 807	657 SPECIAL TEXTILE ETC PROD	33	63	38
664 GLASS	5 354	2 555	1 420	662 CLAY, REFRACTORY BLDG PRD	6 258	508	281
665 GLASSWARE	2 596	1 392	776	666 POTTERY	3	748	412
666 POTTERY	120	273	147	667 PEARL, PREC., SEMI-P STONE	*	*	*
667 PEARL, PREC., SEMI-P STONE	*	*	*	678 IRON, STL TUBES, PIPES, ETC	886	133	79
671 PIG IRON ETC	499	120	67	695 TOOLS	5	85	45
673 IRON AND STEEL SHAPES	6 403	824	467	712 STEAM ENGINES, TURBINES		74	41
674 IRN, STL UNIV, PLATE, SHEET	4 769	705	402	713 INTRNL COMBUS PISTN ENGN	6	59	34
675 IRON, STEEL HOOP, STRIP	4 432	1 340	779	716 ROTATING ELECTRIC PLANT	38	134	73
676 RAILWAY RAILS ETC IRN, STL	1 470	1 052	566	723 CIVIL ENGINEER EQUIP ETC	256	404	247
677 IRN, STL WIRE EXCL W ROD	393	188	105	726 PRINTG, BKBINDG MACHY, PTS	3	105	59
678 IRON, STL TUBES, PIPES, ETC	47 051	6 298	3 480	728 OTH MACHY FOR SPCL INDUS	9	65	36
681 SILVER, PLATINUM, ETC	41	176	98	736 MACHINE TOOLS FOR METAL	15	55	31
682 COPPER EXC CEMENT COPPER	10 232	3 903	2 198	741 HEATING, COOLING EQUIPMNT	10	63	37
684 ALUMINIUM	2 286	2 349	1 320	742 PUMPS FOR LIQUIDS ETC	50	609	341
687 TIN	23	62	36	743 PUMPS NES, CENTRIFUGES ETC	12	365	210
691 STRUCTURES AND PARTS NES	1 094	1 136	630	744 MECHANICAL HANDLING EQU	142	184	105
692 METAL TANKS, BOXES, ETC	716	1 063	581	745 NONELEC MACHY, TOOLS NES	75	315	182
693 WIRE PRODUCTS NON ELECTR	3 613	2 718	1 516	749 NONELEC MACH PTS, ACC NES	255	623	346
694 STL, COPPR NAILS, NUTS, ETC	578	872	484	764 TELECOM EQPT, PTS, ACC NES	16	351	194
695 TOOLS	727	2 972	1 667	772 SWITCHGEAR ETC & PTS NES	287	667	369
696 CUTLERY	18	124	68	773 ELECTR DISTRIBUTING MACH	719	369	199
697 BASE MTL HOUSEHOLD EQUIP	306	794	437	778 ELECTRICAL MACHINERY NES	3	83	49
699 OTHER METAL MANUFACTURES	3 368	5 323	2 973	781 PASS MOTOR VEH EXC BUSES	1 665	7 151	4 003
700 INDUSTRIAL PLANT, CHAP 84	178	3 170	1 739	784 MOTOR VEHCL PTS, ACC NES	61	360	205
703 INDUSTRIAL PLANT, CHAP 85	97	4 142	2 270	792 AIRCRAFT		81	46
711 STEAM BOILERS & AUX PLNT	983	1 779	1 007	812 PLUMBG, HEATNG, LGHTNG EQU	100	179	97
712 STEAM ENGINES, TURBINES	326	2 040	1 118	821 FURNITURE	47	140	76
713 INTRNL COMBUS PISTN ENGN	1 297	4 838	2 714	871 OPTICAL INSTRUMENTS	1	78	43
714 ENGINES & MOTORS NES	535	92 913	52 463	874 MEASURING, CONTROLING INSTR	10	295	162
716 ROTATING ELECTRIC PLANT	811	1 778	985	893 ARTICLES OF PLASTIC NES	77	295	169
718 OTH POWER GENERATG MACHY	41	230	126	894 TOYS, SPORTING GOODS, ETC	48	93	51
721 AGRIC MACHY, EXC TRACTORS	5 572	2 853	1 598	897 GOLD, SILVER WARE, JEWELRY	14	3 187	1 719
722 TRACTORS NON-ROAD	2 462	1 627	909	898 MUSICAL INSTRUMENTS, PTS	10	59	34
723 CIVIL ENGINEER EQUIP ETC	3 972	2 545	1 399				
724 TEXTILE, LEATHER MACHNRY	3 362	9 763	5 646	SINGAPORE			
725 PAPER ETC MILL MACHINERY	3 226	3 348	1 868				
726 PRINTG, BKBINDG MACHY, PTS	1 197	5 758	3 240	IMPORTS	1 769 485	1 532 911	857 448
727 FOOD MACHRY NON-DOMESTIC	621	2 586	1 421				
728 OTH MACHY FOR SPCL INDUS	5 838	24 865	14 009	034 FISH FRESH, CHILLED, FROZN	1 807	10 038	5 603
736 MACHINE TOOLS FOR METAL	743	4 129	2 307	035 FISH SALTED, DRIED, SMOKED	10	72	39
737 METALWORKING MACHNRY NES	348	3 706	2 070	036 SHELL FISH FRESH, FROZEN	401	947	538
741 HEATING, COOLING EQUIPMNT	4 204	10 949	6 022	037 FISH ETC PREPD PRSD NES	100	60	36
742 PUMPS FOR LIQUIDS ETC	914	4 594	2 563	048 CEREAL ETC PREPARATIONS	300	96	55
743 PUMPS NES, CENTRIFUGES ETC	2 644	9 130	5 174	057 FRUIT, NUTS, FRESH, DRIED	847	130	73
744 MECHANICAL HANDLING EQU	1 855	3 622	1 998	058 FRUIT PRESERVED, PREPARED	579	69	36
745 NONELEC MACHY, TOOLS NES	3 276	21 468	11 998	072 COCOA	8 691	3 280	1 789
749 NONELEC MACH PTS, ACC NES	3 413	13 134	7 366	075 SPICES	1 363	1 136	626
751 OFFICE MACHINES	291	1 484	823	098 EDIBLE PRODCTS, PREPS NES	2 532	993	563
752 AUTOMATIC DATA PROC EQUIP	597	14 353	8 005	211 HIDES, SKINS, UNDRESSED	21	192	106
759 OFFICE & ADP MCH PTS, ACC	53	1 426	791	223 SEEDS FOR OTH FIXED OILS	3 308	262	151
761 TELEVISION RECEIVERS	195	480	261	232 NATURAL RUBBER, GUMS	18 425	3 240	1 800
762 RADIO BROADCAST RECEIVRS	126	1 904	1 059	247 OTH WOOD ROUGH, SQUARED	2 476	275	150
763 SOUND RECORDRS, PHONOGRPH	41	1 286	776	248 WOOD SHAPED	674 967	69 999	38 871
764 TELECOM EQPT, PTS, ACC NES	1 510	36 729	20 451	263 COTTON	1 301	154	84
771 ELECTRIC POWER MACHY NES	2 486	4 960	2 738	288 NONFERR METAL SCRAP NES	9 478	6 260	3 408
772 SWITCHGEAR ETC & PTS NES	2 918	20 591	11 473	289 PREC METAL ORE, WASTE NES	7	3 397	1 880
773 ELECTR DISTRIBUTING MACH	11 690	17 535	9 649	291 CRUDE ANIMAL MTRIALS NES	749	391	214
774 ELECTRO-MEDCL, XRAY EQUIP	118	1 917	1 059	292 CRUDE VEG MATERIALS NES	5 733	5 334	2 987
775 HOUSEHOLD TYPE EQUIP NES	506	845	472	334 PETROLEUM PRODUCTS, REFIN	615 935	15 382	8 419
776 TRANSISTORS, VALVES, ETC	1 302	72 908	40 741	424 FIXED VEG OIL NONSOFT	16 672	1 165	641
778 ELECTRICAL MACHINERY NES	6 283	19 223	10 754	431 PROCESD ANML VEG OIL, ETC	5 243	205	115
781 PASS MOTOR VEH EXC BUSES	6 142	15 993	9 001	512 ALCOHOLS, PHENOLS, ETC	763	83	47
782 LORRIES, SPCL MTR VEH NES	11 089	13 774	8 425	515 ORG-INORG COMPOUNDS ETC	425	15 153	8 704
783 ROAD MOTOR VEHICLES NES	729	759	435	541 MEDICINAL ETC PRODUCTS	82	323	186
784 MOTOR VEHCL PTS, ACC NES	15 766	30 825	17 302	551 ESSENTL OIL, PERFUME, ETC	34	127	70
786 VEH NES NONMOTR, TRAILERS	3 339	2 265	1 289	553 PERFUMERY, COSMETICS, ETC	39	183	107
791 RAILWAY VEHICLES	276	361	201	572 EXPLOSIVES, PYROTECH PROD	124	233	142
792 AIRCRAFT		231	132	583 PROD OF POLYMERIZING ETC	699	432	236
812 PLUMBG, HEATNG, LGHTNG EQU	478	1 849	1 011	611 LEATHER	5	76	43
821 FURNITURE	281	477	273	612 LEATHER ETC MANUFACTURES	154	72	39
831 TRAVEL GOODS, HANDBAGS	19	161	90	625 RUBBER TYRES, TUBES	74	135	74
843 WOMENS OUTERWEAR NONKNIT		74	42	628 RUBBER ARTICLES NES	284	770	424
846 UNDERWEAR KNITTED	3	58	31	634 VENEERS, PLYWOOD, ETC	44 168	6 873	3 812
848 HEADGEAR, NONXTL CLOTHNG	9	141	73	635 WOOD MANUFACTURES NES	53 998	9 113	5 052
851 FOOTWEAR	226	949	521	642 ARTICLES OF PAPER ETC	395	214	124
871 OPTICAL INSTRUMENTS	22	646	360	651 TEXTILE YARN AND THREAD	2 768	1 714	951
872 MEDICAL INSTRUMENTS NES	2 576	11 575	6 440	652 COTTON FABRICS, WOVEN	435	295	165
873 METERS & COUNTERS NES	51	137	74	666 POTTERY	122	159	91
874 MEASURING, CONTROLING INSTR	687	12 429	6 945	667 PEARL, PREC., SEMI-P STONE	*	*	*
881 PHOTO APPAR & EQUIPT NES	122	955	532	682 COPPER EXC CEMENT COPPER	196	148	83

7 IMPORTS AND EXPORTS (SPECIAL TRADE) BY COUNTRIES OF PRODUCTION AND CONSUMPTION AND BY GROUPS OF THE SITC-REV. II 1987

GROUP DESCRIPTION	DT * 100 KG	1 000 DM	1 000 \$	GROUP DESCRIPTION	DT * 100 KG	1 000 DM	1 000 \$
684 ALUMINIUM	8	256	142	423 FIXED VEG OILS, SOFT	221 189	12 037	6 650
687 TIN	8 193	10 323	5 750	424 FIXED VEG OIL NONSOFT	2 565	268	149
693 WIRE PRODUCTS NON ELECTR	70	81	45	431 PROCESD ANML VEG OIL, ETC	5 327	773	434
694 STL, COPPR NAILS, NUTS, ETC	22 115	8 907	4 924	511 HYDROCARBONS NES, DERIVS	21 215	2 865	1 600
695 TOOLS	461	3 126	1 726	512 ALCOHCLS, PHENOLS, ETC	18 076	2 031	1 124
696 CUTLERY	3 084	11 980	6 661	513 ORGANIC ACIDS, ETC	125 647	16 347	9 114
697 BASE MTL HOUSEHOLD EQUIP	1 502	1 768	979	514 NITROGEN-FUNCTN COMPOUNDS	38 229	14 107	7 945
699 OTHER METAL MANUFACTURES	8 353	11 166	6 221	515 ORG-INORG COMPOUNDS ETC	11 207	5 066	2 825
713 INTRNL COMBUS PISTN ENGN	341	2 443	1 353	516 OTHER ORGANIC CHEMICALS	5 418	1 882	1 051
714 ENGINES & MOTORS NES	83	7 448	4 110	522 INORG ELEMNTS, OXIDES, ETC	52 365	5 846	3 271
716 ROTATING ELECTRIC PLANT	1 904	4 586	2 581	523 OTHR INORGANIC CHEMICALS	57 060	8 618	4 794
723 CIVIL ENGINEERG EQUIP ETC	829	657	355	524 RADIOACTIVE ETC MATERIAL	13	82	43
724 TEXTILE, LEATHER MACHNRY	4 582	12 358	6 927	531 SYNT DYE, NAT INDGO, LAKES	5 245	10 721	5 942
728 OTH MACHY FOR SPL INDUS	296	1 426	778	532 DYES NES, TANNING PRODS	347	68	39
736 MACHINE TOOLS FOR METAL	1 328	2 597	1 445	533 PIGMENTS, PAINTS, ETC	14 907	11 746	6 549
737 METALWORKING MACHNRY NES	10	88	48	541 MEDICINAL ETC PRODUCTS	3 472	13 432	7 511
741 HEATING, COOLING EQUIPMNT	627	1 034	565	551 ESSENTL OIL, PERFUME, ETC	991	1 617	905
742 PUMPS FOR LIQUIDS ETC	61	140	79	553 PERFUMERY, COSMETICS, ETC	4 690	6 591	3 678
743 PUMPS NES, CENTRIFUGES ETC	24 483	14 094	7 763	554 SOAPS, CLEANING ETC PREPS	14 689	5 220	2 915
744 MECHANICAL HANDLING EQU	506	266	157	562 FERTILIZERS MANUFACTURED	260 172	6 200	3 508
745 NONELEC MACHY, TOOLS NES	36	234	132	572 EXPLOSIVES, PYROTECH PROD	287	1 015	571
749 NONELEC MACH PTS, ACC NES	1 658	8 358	4 636	582 PROD OF CONDENSATION ETC	48 839	22 842	12 747
751 OFFICE MACHINES	3 303	13 031	7 361	583 PROD OF POLYMERIZING ETC	157 835	44 194	24 692
752 AUTOMATIC DATA PROC EQUIP	11 103	218 819	123 323	584 CELLULOSE DERIVATIVES ETC	4 598	1 916	1 086
759 OFFICE & ADP MCH PTS, ACC	5 300	193 856	109 075	585 PLASTIC MATERIALS NES	5 273	527	310
761 TELEVISION RECEIVERS	33 075	94 943	53 185	591 PESTICIDES, DISINFECTANTS	1 322	1 453	808
762 RADIO BROADCAST RECEIVRS	18 496	64 277	36 001	592 STARCH, INULIN, GLUTEN, ETC	21 875	2 683	1 509
763 SOUND RECORDRS, PHONOGRPH	4 068	28 453	15 934	598 MISC CHEMICAL PRODS NES	117 911	37 524	21 093
764 TELECOM EQPT, PTS, ACC NES	1 503	26 976	15 057	611 LEATHER	470	1 784	994
771 ELECTRIC POWER MACHY NES	5 892	22 936	12 807	612 LEATHER ETC MANUFACTURES	107	246	139
772 SWITCHGEAR ETC & PTS NES	6 320	81 753	45 588	621 MATERIALS OF RUBBER	3 949	2 835	1 584
773 ELECTR DISTRIBUTING MACH	951	7 085	3 932	625 RUBBER TYRES, TUBES	4 564	4 080	2 275
774 ELECTRO-MEQL, XRAY EQUIP	18	97	51	628 RUBBER ARTICLES NES	1 761	6 737	3 783
775 HOUSEHOLD TYPE EQUIP NES	23 199	34 839	19 495	634 VENEERS, PLYWOOD, ETC	4 475	547	313
776 TRANSISTORS, VALVES, ETC	2 296	165 982	92 529	635 WOOD MANUFACTURES NES	2 996	763	424
778 ELECTRICAL MACHINERY NES	7 672	49 943	27 903	641 PAPER AND PAPERBOARD	84 642	12 826	7 145
781 PASS MOTOR VEH EXC BUSES	62	355	196	642 ARTICLES OF PAPER ETC	6 313	5 112	2 840
784 MOTOR VEHL PTS, ACC NES	683	1 568	866	651 TEXTILE YARN AND THREAD	538	1 505	839
785 MOTOR & OTHER CYCLES ETC	3 572	5 461	3 013	652 COTTON FABRICS, WOVEN	910	3 352	1 886
792 AIRCRAFT	33	609	339	653 WOYN MAN-MADE FIB FABRIC	2 022	7 114	3 978
793 SHIPS AND BOATS	246	395	216	654 OTH WOVEN TEXTILE FABRIC	25	244	134
821 FURNITURE	1 068	632	465	655 KNIT ETC FABRICS	195	592	326
831 TRAVEL GOODS, HANDBAGS	4 190	1 320	725	656 LACE, RIBBONS, TULLE, ETC	70	291	165
842 MENS OUTERWEAR NOT KNIT	9 206	26 932	15 018	657 SPECIAL TEXTILE ETC PROD	2 030	4 297	2 391
843 WOMENS OUTERWEAR NONKNIT	2 768	9 289	5 100	658 TEXTILE ARTICLES NES	617	2 446	1 360
844 UNDERWEAR NOT KNIT	946	3 259	1 811	659 FLOOR COVERINGS ETC	707	557	326
845 OUTERWEAR KNIT NONELASTC	13 766	47 674	26 744	661 CEMENT ETC BUILDING PROD	896	252	141
846 UNDERWEAR KNITTED	7 193	23 372	13 068	662 CLAY, REFRACTORY BLDG PRD	96 645	9 467	5 273
847 TXTL CLTHNG ACCESSRYS NES	132	472	266	663 OTH NONMETAL MINERAL MFS	8 153	9 838	5 525
851 FOOTWEAR	50	205	111	664 GLASS	6 147	3 023	1 679
871 OPTICAL INSTRUMENTS	47	2 729	1 517	665 GLASSWARE	1 883	2 554	1 431
872 MEDICAL INSTRUMENTS NES	11	297	166	666 POTTERY	259	888	506
873 METERS & COUNTERS NES	10	70	41	667 PEARL, PREC-, SEMI-P STONE	0	0	0
874 MEASURING, CONTROLING INSTR	382	6 808	3 766	671 PIG IRON ETC	685	132	72
881 PHOTO APPAR & EQUIPT NES	80	948	530	672 IRON, STL PRIMARY FORMS	6 485	399	218
882 PHOTO, CINEMA SUPPLIES	158	1 856	1 073	673 IRON AND STEEL SHAPES	59 037	4 793	2 661
884 OPTICAL GOODS NES	158	2 661	1 489	674 IRN, STL UNIV, PLATE, SHEET	31 126	5 916	3 303
885 WATCHES AND CLOCKS	1 145	4 316	2 416	675 IRON, STEEL HOOP, STRIP	21 122	5 608	3 114
892 PRINTED MATTER	5 002	4 902	2 722	676 RAILWAY RAILS ETC IRN, STL	11 536	5 242	2 925
893 ARTICLES OF PLASTIC NES	5 642	4 286	2 391	677 IRN, STL WIRE EXCL W ROD	1 529	640	355
894 TOYS, SPORTING GOODS, ETC	13 092	43 004	23 822	678 IRON, STL TUBES, PIPES, ETC	76 646	12 340	6 974
895 OFFICE SUPPLIES NES	79	308	167	679 IRN, STL CASTINGS UNWOKRE	248	121	66
896 WORKS OF ART ETC	4	167	93	681 SILVER, PLATINUM, ETC	732	26 555	14 851
897 GOLD, SILVER WARE, JEWELRY	4	555	309	682 COPPER EXC CEMENT COPPER	19 697	19 903	11 041
898 MUSICAL INSTRUMENTS, PTS	381	6 965	3 900	683 NICKEL	101	360	192
899 OTHER MANUFACTURED GOODS	4 605	3 983	2 195	684 ALUMINIUM	19 088	17 178	9 598
941 ZOO ANIMALS, PETS	373	1 028	575	691 STRUCTURES AND PARTS NES	17 402	9 980	5 514
961 COIN NONGOLD, NONCURRENT	5	273	149	692 METAL TANKS, BOXES, ETC	12 327	6 739	3 712
971 GOLD, NON MONETARY NES	8	6 552	4 880	693 WIRE PRODUCTS NON ELECTR	1 297	1 064	589
972 GOLD COIN	101	55	55	694 STL, COPPR NAILS, NUTS, ETC	9 306	7 539	4 206
EXPORTS	3 142 715	1 936 388	1 083 358	695 TOOLS	4 213	23 890	13 323
014 MEAT PREPD, PRSRVD, NES ETC	66	57	31	696 CUTLERY	128	1 353	760
022 MILK AND CREAM	3 304	223	125	697 BASE MTL HOUSEHOLD EQUIP	3 938	6 894	3 857
023 BUTTER	760	241	142	699 OTHER METAL MANUFACTURES	27 039	43 525	24 325
025 EGGS, BIRDS, FRESH, PRSRVD	68	58	31	700 INDUSTRIAL PLANT, CHAP 84	218	1 588	873
034 FISH FRESH, CHILLED, FROZN	1	55	30	703 INDUSTRIAL PLANT, CHAP 85	341	400	221
037 FISH ETC PREPD PRSRVD NES	69	952	524	711 STEAM BOILERS & AUX PLNT	1 670	1 465	823
048 CEREAL ETC PREPARATIONS	968	461	259	712 STEAM ENGINES, TURBINES	230	1 060	596
054 VEG ETC FRSH, SMPLY PRSRVD	89	76	44	713 INTRNL COMBUS PISTN ENGN	18 795	105 359	59 397
056 VEGTBLES ETC PRSRVD, PREPD	446	303	166	714 ENGINES & MOTORS NES	221	5 109	2 830
057 FRUIT, NUTS, FRESH, DRIED	19	74	42	716 ROTATING ELECTRIC PLANT	3 031	13 314	7 462
058 FRUIT PRESERVED, PREPARED	1 041	208	120	718 OTH POWER GENERATG MACHY	627	3 690	2 061
061 SUGAR AND HONEY	13 254	629	345	721 AGRIC MACHY, EXC TRACTORS	442	645	350
062 SUGAR PREPS NON-COCOA	144	161	87	722 TRACTORS NON-ROAD	2 399	1 516	833
071 COFFEE AND SUBSTITUTES	469	946	522	723 CIVIL ENGINEERG EQUIP ETC	3 375	5 206	2 910
072 COCOA	915	287	158	724 TEXTILE, LEATHER MACHNRY	3 129	15 523	8 671
073 CHOCOLATE AND PRODUCTS	1 735	1 253	699	725 PAPER ETC MILL MACHINERY	811	2 219	1 244
075 SPICES	203	235	129	726 PRINTG, BKBINDG MACHY, PTS	2 756	13 825	7 809
081 FEEDING STUFF FOR ANIMLS	7 473	1 200	663	727 FOOD MACHRY NON-DOMESTIC	1 760	3 491	2 066
098 EDIBLE PRODCTS, PREPS NES	2 547	923	507	728 OTH MACHY FOR SPL INDUS	15 198	46 421	26 077
111 NON-ALCOHL BEVERAGES NES	499	96	55	736 MACHINE TOOLS FOR METAL	4 466	22 652	12 711
112 ALCOHOLIC BEVERAGES	5 371	1 331	738	737 METALWORKING MACHNRY NES	392	4 644	2 569
122 TOBACCO MFRS	177	491	275	741 HEATING, COOLING EQUIPMNT	6 213	21 203	11 781
233 RUBBER, SYNTHETIC, RECLAIMD	3 326	740	417	742 PUMPS FOR LIQUIDS ETC	2 606	14 188	7 959
247 OTH WOOD ROUGH, SQUARED	817	74	42	743 PUMPS NES, CENTRIFUGES ETC	6 077	28 688	15 941
248 WOOD SHAPED	485	59	33	744 MECHANICAL HANDLING EQU	20 389	30 092	16 702
267 OTHER MAN-MADE FIBRES	618	299	178	745 NONELEC MACHY, TOOLS NES	5 260	21 723	12 197
273 STONE, SAND AND GRAVEL	10 331	304	166	749 NONELEC MACH PTS, ACC NES	41 581	97 130	54 180
278 OTHER CRUDE MINERALS	581 916	9 761	5 376	751 OFFICE MACHINES	521	2 967	1 669
291 CRUDE ANIMAL MTRIALS NES	37	57	32	752 AUTOMATIC DATA PROC EQUIP	965	17 680	9 956
292 CRUDE VEG MATERIALS NES	716	726	404	759 OFFICE & ADP MCH PTS, ACC	3 708	34 901	19 348
334 PETROLEUM PRODUCTS, REFIN	129 998	10 861	6 098	761 TELEVISION RECEIVERS	4 110	12 103	6 764
335 RESIDUAL PETRLM PROD NES	1 864	338	185	762 RADIO BROADCAST RECEIVRS	288	5 214	2 913
				763 SOUND RECORDRS, PHONOGRPH	178	1 349	754
				764 TELECOM EQPT, PTS, ACC NES	4 227	50 415	29 154

7 IMPORTS AND EXPORTS (SPECIAL TRADE) BY COUNTRIES OF PRODUCTION AND CONSUMPTION AND BY GROUPS OF THE SITC-REV. II 1987

GROUP DESCRIPTION	DT * 100 KG	1 000 DM	1 000 \$	GROUP DESCRIPTION	DT * 100 KG	1 000 DM	1 000 \$
771 ELECTRIC POWER MACHY NES	11 268	26 741	14 929	792 AIRCRAFT	15	76	46
772 SWITCHGEAR ETC & PTS NES	11 484	94 007	52 358	812 PLUMB, HEATNG, LGHTNG EQU	1 506	1 778	980
773 ELECTR DISTRIBUTING MACH	7 279	10 252	5 706	821 FURNITURE	7 158	6 706	3 741
774 ELECTRO-MEDCL, XRAY EQUIP	114	2 632	1 465	831 TRAVEL GOODS, HANDBAGS	578	975	546
775 HOUSEHOLD TYPE EQUIP NES	3 350	7 405	4 147	842 MENS OUTERWEAR NOT KNIT	10 984	28 519	15 853
776 TRANSISTORS, VALVES, ETC	3 404	189 522	105 321	843 WOMENS OUTERWEAR NONKNIT	10 148	37 164	20 629
778 ELECTRICAL MACHINERY NES	8 474	43 750	24 435	844 UNDERWEAR NOT KNIT	903	3 972	2 184
781 PASS MOTOR VEH EXC BUSES	18 993	51 995	29 323	845 OUTERWEAR KNIT NONELASTC	20 874	52 386	29 050
782 LORRIES, SPCL MTR VEH NES	30 083	50 992	28 041	846 UNDERWEAR KNITTED	15 211	43 006	23 982
783 ROAD MOTOR VEHICLES NES	1 159	3 810	2 333	847 TXTL CLTHNG ACCESSRYS NES	1 595	5 923	3 320
784 MOTOR VEHCL PTS, ACC NES	36 318	71 829	40 306	848 HEADGEAR, NONXTL CLOTHNG	726	9 672	5 414
785 MOTOR & OTHER CYCLES ETC	98	223	126	851 FOOTWEAR	1 882	4 846	2 712
786 VEH NES NONMOTR, TRAILERS	23 733	10 066	5 680	874 MEASURING, CONTROLNG INSTR	1 166	2 109	1 183
791 RAILWAY VEHICLES	1 568	1 624	897	884 OPTICAL GOODS NES	4	1 192	1 114
792 AIRCRAFT	20	3 563	1 978	885 WATCHES AND CLOCKS	43	2 234	1 244
793 SHIPS AND BOATS	232 082	15 790	8 643	892 PRINTED MATTER	83	156	88
812 PLUMB, HEATNG, LGHTNG EQU	2 011	4 996	2 805	893 ARTICLES OF PLASTIC NES	1 407	729	417
821 FURNITURE	16 489	12 621	7 079	894 TOYS, SPORTING GOODS, ETC	5 699	9 464	5 366
831 TRAVEL GOODS, HANDBAGS	206	6 360	3 603	897 GOLD, SILVER WARE, JEWELRY	441	2 765	1 535
842 MENS OUTERWEAR NOT KNIT	8	164	106	898 MUSICAL INSTRUMENTS PTS	153	2 093	1 162
843 WOMENS OUTERWEAR NONKNIT	10	670	380	899 OTHER MANUFACTURED GOODS	15 982	20 482	11 406
844 UNDERWEAR NOT KNIT	5	211	116	941 ZOO ANIMALS, PETS	32	536	302
845 OUTERWEAR KNIT NONELASTC	18	462	256	971 GOLD, NON MONETARY NES	5	13 879	7 471
846 UNDERWEAR KNITTED	8	177	101				
847 TXTL CLTHNG ACCESSRYS NES	39	355	201	EXPORTS	962 633	669 678	373 947
848 HEADGEAR, NONXTL CLOTHNG	58	670	378				
851 FOOTWEAR	480	3 492	1 974	001 LIVE ANIMALS	27	360	202
871 OPTICAL INSTRUMENTS	145	3 079	1 749	011 MEAT FRESH, CHILLO, FROZEN	6 296	1 215	670
872 MEDICAL INSTRUMENTS NES	243	4 714	2 643	022 MILK AND CREAM	23 271	6 594	3 836
873 METERS & COUNTERS NES	413	2 155	1 236	037 FISH ETC PREPD PRSVD NES	8	161	90
874 MEASURING, CONTROLNG INSTR	2 711	47 088	26 449	046 WHEAT ETC MEAL OR FLOUR	31 800	706	387
881 PHOTO APPAR & EQUIPT NES	959	12 077	6 805	054 VEG ETC FRSH, SPLY PRSVC	585	114	63
882 PHOTO, CINEMA SUPPLIES	2 451	3 729	2 069	061 SUGAR AND HONEY	91 988	3 697	2 031
884 OPTICAL GOODS NES	47	7 213	4 014	072 COCOA	1 200	457	254
885 WATCHES AND CLOCKS	844	12 379	7 049	081 FEEDING STUFF FOR ANIMLS	2 714	465	254
892 PRINTED MATTER	2 183	4 270	2 381	098 EDIBLE PRODUCTS, PREPS NES	1 134	808	456
893 ARTICLES OF PLASTIC NES	10 131	16 554	9 244	112 ALCOHOLIC BEVERAGES	4 128	479	269
894 TOYS, SPORTING GOODS, ETC	677	1 872	1 050	212 FUR SKINS UNRESSED	2	76	42
895 OFFICE SUPPLIES NES	1 177	6 108	3 408	233 RUBBER, SYNTHETIC, RECLAIMD	9 760	2 981	1 662
896 WORKS OF ART ETC	3	173	97	248 WOOD SHAPED	2 442	357	203
897 GOLD, SILVER WARE, JEWELRY	10	9 201	5 139	251 PULP AND WASTE PAPER	596	83	46
898 MUSICAL INSTRUMENTS, PTS	1 090	5 584	3 120	273 STONE, SAND AND GRAVEL	42 011	868	485
899 OTHER MANUFACTURED GOODS	1 305	3 980	2 239	274 SULPHUR ETC	795	65	36
951 WAR FIREARMS, AMMUNITION	181	817	458	278 OTHER CRUDE MINERALS	97 096	1 503	849
971 GOLD, NON MONETARY NES	2	5 718	3 202	282 IRON AND STEEL SCRAP	98 814	1 620	896
				292 CRUDE VEG MATERIALS NES	658	1 914	1 064
				334 PETROLEUM PRODUCTS, REFIN	18 248	2 859	1 595
				335 RESIDUAL PETRLM PROD NES	677	136	75
				424 FIXED VEG OIL NONSOFT	1 037	103	58
				431 PROCSD ANML VEG OIL, ETC	2 724	488	267
				511 HYDROCARBONS NES, DERIVS	4 514	705	405
				512 ALCOHOLS, PHENOLS, ETC	12 361	1 414	775
				513 ORGANIC ACIDS, ETC	24 834	4 707	2 628
				514 NITROGEN-FUNCTN COMPOUNDS	8 180	5 623	3 128
				515 ORG-INORG COMPOUNDS ETC	4 293	10 983	6 054
				516 OTHER ORGANIC CHEMICALS	4 175	4 805	2 656
				522 INORG ELEMNTS, OXIDES, ETC	21 536	4 703	2 615
				523 OTHR INORGANIC CHEMICALS	72 000	7 425	4 132
				531 SYNT DYE, NAT INDOGO, LAKES	7 143	15 512	8 619
				532 DYES NES, TANNING PRODS	6 532	1 046	575
				533 PIGMENTS, PAINTS, ETC	19 258	8 768	4 877
				541 MEDICINAL ETC PRODUCTS	8 294	28 193	15 726
				551 ESSENTL OIL, PERFUME, ETC	715	1 369	763
				553 PERFUMERY, COSMETICS, ETC	769	665	362
				554 SOAPS, CLEANING ETC PREPS	10 968	2 655	1 481
				562 FERTILIZERS MANUFACTURED	56 446	1 917	1 059
				572 EXPLOSIVES, PYROTECH PROD	7	80	44
				582 PROD OF CONDENSATION ETC	13 033	5 471	3 038
				583 PROD OF POLYMERIZING ETC	50 489	10 375	5 829
				584 CELLULOSE DERIVATIVES ETC	543	501	276
				585 PLASTIC MATERIALS NES	388	258	139
				591 PESTICIDES, DISINFECTANTS	4 862	6 258	3 478
				592 STARCH, INULIN, GLUTEN, ETC	1 930	583	327
				598 MISC CHEMICAL PRODS NES	23 225	7 779	4 314
				611 LEATHER	697	4 766	2 685
				612 LEATHER ETC MANUFACTURES	56	167	93
				613 FUR SKINS TANNED, DRESSED	94	488	272
				621 MATERIALS OF RUBBER	347	934	534
				625 RUBBER TYRES, TUBES	121	94	53
				628 RUBBER ARTICLES NES	266	579	322
				635 WOOD MANUFACTURES NES	447	132	74
				641 PAPER AND PAPERBOARD	55 122	6 577	3 732
				642 ARTICLES OF PAPER ETC	981	809	442
				651 TEXTILE YARN AND THREAD	1 148	2 911	1 628
				652 COTTON FABRICS, WOVEN	375	899	503
				653 WOVN MAN-MADE FIB FABRIC	464	1 503	859
				655 KNIT ETC FABRICS	429	1 917	1 075
				656 LACE, RIBBONS, TULLE, ETC	55	446	244
				657 SPECIAL TEXTILE ETC PROD	929	2 227	1 238
				658 TEXTILE ARTICLES NES	38	368	206
				662 CLAY, REFRACTORY BLDG PRD	4 076	697	384
				663 OTH NONMETAL MINERAL MFS	1 955	1 306	733
				664 GLASS	390	343	190
				665 GLASSWARE	402	601	337
				666 POTTERY	201	548	307
				671 PIG IRON ETC	2 223	489	267
				673 IRON AND STEEL SHAPES	3 357	249	136
				674 IRN, STL UNIV, PLATE, SHEET	2 890	502	275
				675 IRON, STEEL HOOP, STRIP	897	342	192
				677 IRN, STL WIRE EXCL W ROD	94	89	49
				678 IRON, STL TUBES, PIPES, ETC	9 909	1 607	912
				681 SILVER, PLATINUM, ETC	6	99	57
				682 COPPER EXC CEMENT COPPER	658	735	406
				683 NICKEL	162	274	150
				684 ALUMINIUM	7 965	3 935	2 169

PHILIPPINES

IMPORTS

034 FISH FRESH, CHILLED, FROZN	42	676	381
036 SHELL FISH FRESH, FROZEN	268	317	174
037 FISH ETC PREPD PRSVD NES	85 843	33 597	18 707
057 FRUIT, NUTS, FRESH, DRIED	51 656	7 462	4 196
058 FRUIT PRESERVED, PREPARED	160 102	24 589	13 590
071 COFFEE AND SUBSTITUTES	6 639	3 167	1 736
072 COCOA	10 710	4 273	2 369
081 FEEDING STUFF FOR ANIMLS	4 139 856	99 828	55 527
098 EDIBLE PRODUCTS, PREPS NES	661	133	75
121 TOBACCO UNMFACTRD, REFUSE	33 138	13 875	7 839
122 TOBACCO MFRS	40	104	57
223 SEEDS FOR OTH FIXED OILS	155 912	6 363	3 588
232 NATURAL RUBBER, GUMS	811	151	85
248 WOOD SHAPED	80 115	7 410	4 122
251 PULP AND WASTE PAPER	22 419	7 932	4 445
265 VEG FIBRE, EXCL COTN JUTE	2 370	463	256
287 BASE METAL ORES, CONC NES	150 043	2 786	1 536
289 PREC METAL ORE, WASTE NES		222	122
291 CRUDE ANIMAL MTRIALS NES	2 323	476	266
292 CRUDE VEG MATERIALS NES	3 208	2 250	1 252
424 FXED VEG OIL NONSOFT	1 767 579	121 701	67 441
431 PROCSD ANML VEG OIL, ETC	79 832	8 556	4 792
512 ALCOHOLS, PHENOLS, ETC	60 191	8 112	4 544
513 ORGANIC ACIDS, ETC	1 725	445	252
522 INORG ELEMNTS, OXIDES, ETC	199	430	246
541 MEDICINAL ETC PRODUCTS	50	83	47
583 PROD OF POLYMERIZING ETC	3 343	929	523
598 MISC CHEMICAL PRODS NES	1 000	215	123
611 LEATHER	46	179	97
612 LEATHER ETC MANUFACTURES	664	2 793	1 536
634 VENEERS, PLYWOOD, ETC	41 369	4 953	2 730
635 WOOD MANUFACTURES NES	3 292	3 285	1 833
642 ARTICLES OF PAPER ETC	65	80	47
651 TEXTILE YARN AND THREAD	395	202	114
652 COTTON FABRICS, WOVEN	586	385	214
656 LACE, RIBBONS, TULLE, ETC	10	313	174
657 SPECIAL TEXTILE ETC PROD	1 580	274	158
658 TEXTILE ARTICLES NES	1 674	6 867	3 847
659 FLOOR COVERINGS ETC	357	271	152
664 GLASS	134	60	33
666 POTTERY	2 195	1 062	601
694 STL, COPPR NAILS, NUTS, ETC	45	72	44
696 CUTLERY	181	194	106
697 BASE MTL HOUSEHOLD EQUIP	76	457	251
698 OTHER METAL MANUFACTURES	15	83	45
714 ENGINES & MOTORS NES	966	124 309	68 763
742 PUMPS FOR LIQUIDS ETC	6	346	190
743 PUMPS NES, CENTRIFUGES ETC	18	137	79
752 AUTOMATIC DATA PROC EQUIP	2	62	36
762 RADIO BROADCAST RECEIVRS	473	1 071	597
763 SOUND RECORDRS, PHONOGRAPH	259	729	409
764 TELECOM EQPT, PTS, ACC NES	2 317	2 766	1 540
771 ELECTRIC POWER MACHY NES	85	1 422	789
776 TRANSISTORS, VALVES, ETC	6 881	158 126	88 000
778 ELECTRICAL MACHINERY NES	236	804	444

7 IMPORTS AND EXPORTS (SPECIAL TRADE) BY COUNTRIES OF PRODUCTION AND CONSUMPTION AND BY GROUPS OF THE SITC-REV. 11:1987

GROUP DESCRIPTION	DT = 100 KG	1 000 DM	1 000 \$	GROUP DESCRIPTION	DT = 100 KG	1 000 DM	1 000 \$
691 STRUCTURES AND PARTS NES	719	834	463	CHINA			
692 METAL TANKS,BOXES,ETC	100	108	59				
693 WIRE PRODUCTS NON ELECTR	736	578	321	IMPORTS	10 452 375	3 455 771	1 927 200
694 STL COPPR NAILS,NUTS,ETC	34	144	80				
695 TOOLS	1 463	2 750	1 547	011 MEAT FRESH,CHILLD,FROZEN	3 770	2 342	1 326
696 CUTLERY	74	494	282	025 EGGS,BIRDS,FRESH,PRSRVD	232	145	81
697 BASE MTL HOUSEHOLD EQUIP	185	338	187	034 FISH FRESH,CHILLED,FROZN	39 691	10 784	6 026
699 OTHER METAL MANUFACTURES	1 981	2 105	1 172	036 SHELL FISH FRESH,FROZEN	4 567	9 166	5 116
700 INDUSTRIAL PLANT CHAP 84	27	531	293	037 FISH ETC PREPD PRSVD NES	502	2 527	1 451
703 INDUSTRIAL PLANT,CHAP 85	52	268	144	042 RICE	4 145	824	461
711 STEAM BOILERS & AUX PLNT	2 745	2 343	1 383	045 CEREALS NES UNMILLED	33 190	2 366	1 312
712 STEAM ENGINES,TURBINES	66	2 331	1 284	046 WHEAT ETC MEAL OR FLOUR	645	74	40
713 INTRNL COMBUS PISTN ENGN	745	1 525	865	048 CEREAL ETC PREPARATIONS	1 982	419	231
714 ENGINES & MOTORS NES	1 072	187 756	104 855	054 VEG ETC FRSH,SMPLY PRSVD	494 651	42 418	23 512
716 ROTATING ELECTRIC PLANT	255	1 251	694	056 VEGTBLES ETC PRSVD,PREPD	600 179	143 659	80 361
718 OTH POWER GENERATG MACHY	46	230	129	057 FRUIT,NUTS,FRESH,DRIED	30 004	7 610	4 258
721 AGRIC MACHY,EXC TRACTORS	60	288	160	058 FRUIT PRESERVED,PREPARED	159 708	23 966	13 375
722 TRACTORS NON-ROAD	180	132	74	061 SUGAR AND HONEY	173 529	28 076	15 547
723 CIVIL ENGINEERG EQUIP ETC	3 836	1 086	611	071 COFFEE AND SUBSTITUTES	395	157	89
724 TEXTILE,LEATHER MACHNRY	8 050	25 583	14 448	074 TEA AND MATE	23 229	11 177	6 242
725 PAPER ETC MILL MACHINERY	799	5 828	3 193	075 SPICES	25 915	6 689	3 700
726 PRINTG,BKBDNG MACHY,PTS	1 849	13 224	7 273	081 FEEDING STUFF FOR ANIMLS	980 873	28 242	15 721
727 FOOD MACHRY NON-DOMESTIC	385	2 108	1 193	098 EDIBLE PRODS,PREPS NES	14 084	2 883	1 604
728 OTH MACHY FOR SPCL INDUS	3 232	15 841	8 886	111 NON-ALCOHL BEVERAGES NES	1 614	133	75
736 MACHINE TOOLS FOR METAL	548	2 702	1 512	112 ALCOHOLIC BEVERAGES	2 171	821	461
737 METALWORKING MACHNRY NES	300	322	182	121 TOBACCO UNMNFCTRD,REFUSE	1 556	687	382
741 HEATING,COOLING EQUIPMNT	690	2 855	1 598	211 HIDES,SKINS,UNDRESSED	1 367	2 323	1 302
742 PUMPS FOR LIQUIDS ETC	270	1 933	1 076	212 FUR SKINS UNDRESSED	249	5 254	2 931
743 PUMPS NES,CENTRFUGES ETC	624	2 915	1 675	222 SEEDS FOR SOFT/FIXED OIL	167 893	21 445	11 867
744 MECHANICAL HANDLING EQU	2 332	2 844	1 667	223 SEEDS FOR OTH FIXED OILS	358 203	18 061	10 150
745 NONELEC MACHY,TOOLS NES	1 351	10 615	5 945	233 RUBBER,SYNTHETIC,RECLAIMD			
749 NONELEC MACH PTS,ACC NES	922	5 891	3 307	247 OTH WOOD ROUGH,SQUARED	425	56	31
751 OFFICE MACHINES	64	386	216	248 WOOD SHAPED	1 436	180	99
752 AUTOMTIC DATA PROC EQUIP	10	173	96	261 SILK	5 915	12 398	6 996
759 OFFICE & ADP MCH PTS,ACC	12	889	499	263 COTTON	192 119	33 487	18 787
763 SOUND RECORDRS,PHONOGRPH	1	103	57	264 JUTE,OTH TEX BAST FIBRES	4 000	349	211
764 TELECOM EQPT,PTS,ACC NES	1 099	9 183	5 125	265 VEG FIBRE,EXCL COTN JUTE	628	750	413
771 ELECTRIC POWER MACHY NES	3 308	2 746	1 518	268 WOOL(EXC TOPS),ANML HAIR	6 876	25 125	14 083
772 SWITCHGEAR ETC & PTS NES	987	4 971	2 779	277 NATURAL ABRASIVES NES	3 174	184	101
773 ELECTR DISTRIBUTING MACH	131	1 021	573	278 OTHER CRUDE MINERALS	1 572 633	41 060	22 871
774 ELECTRO-MEDCL,XRAY EQUIP	131	1 096	616	287 BASE METAL ORES,CONC NES	717 527	37 034	20 739
775 HOUSEHOLD TYPE EQUIP NES	488	512	291	288 NONFERR METAL SCRAP NES	51	59	32
776 TRANSISTORS,VALVES,ETC	1 939	91 414	50 848	291 CRUDE ANIMAL MTRIALS NES	176 990	142 328	79 366
778 ELECTRICAL MACHINERY NES	11 034	6 709	3 743	292 CRUDE VEG MATERIALS NES	57 835	16 174	9 009
781 PASS MOTOR VEH EXC BUSES	2 497	7 482	4 187	322 COAL,LIGNITE,PEAT	1 432 586	11 104	6 195
782 LORRIES,SPCL MTR VEH NES	318	414	237	335 RESIDUAL PETRLM PROD NES	25 389	2 351	1 336
783 ROAD MOTOR VEHICLES NES	217	280	167	423 FIXED VEG OILS,SOFT	63 830	6 391	3 562
784 MOTOR VEHCL PTS,ACC NES	3 205	6 754	4 910	424 FIXED VEG OIL NONSOFT	11 904	1 593	896
786 VEH NES NONMOTR,TRAILERS	41	128	73	431 PROCESD ANML VEG OIL,ETC	968	426	237
791 RAILWAY VEHICLES	52	409	233	511 HYDROCARBONS NES,DERIVS	1 909	2 546	1 388
792 AIRCRAFT	33	989	553	512 ALCOHOLS,PHENOLS,ETC	5 943	7 609	4 251
812 PLUMBGB,HEATING,LGHTNG EQU	175	408	227	513 ORGANIC ACIDS,ETC	73 008	19 202	10 675
821 FURNITURE	340	945	521	514 NITROGEN-FNCTH COMPOUNDS	11 520	9 235	5 107
831 TRAVEL GOODS,HANDBAGS	1	79	44	515 ORG-INORG COMPOUNDS ETC	32 464	40 985	22 803
846 UNDERWEAR KNITTED	85	163	88	516 OTHER ORGANIC CHEMICALS	6 799	3 839	2 124
847 TXTL CLTHNG ACCESRY NES	201	1 201	664	522 INORG ELEMNTS,OXIDES,ETC	86 804	35 924	20 072
848 HEADGEAR,NONTXTL CLOTHNG	10	87	47	523 OTHR INORGANIC CHEMICALS	131 506	20 913	11 656
871 OPTICAL INSTRUMENTS	12	562	309	524 RADIOACTIVE ETC MATERIAL	79	1 384	770
872 MEDICAL INSTRUMENTS NES	56	989	554	531 SYNT DYE,NAT INDGO,LAKES	2 287	1 678	932
873 METERS & COUNTERS NES	32	50	30	532 DYES NES,TANNING PRODS	3	80	46
874 MEASURNG,CONTROLNG INSTR	734	11 253	6 294	541 MEDICINAL ETC PRODUCTS	25 552	75 546	41 870
881 PHOTO APPAR & EQUIPT NES	49	302	172	551 ESSENTL OIL,PERFUME,ETC	10 838	10 857	6 082
882 PHOTO,CINEMA SUPPLIES	4 742	6 016	3 335	553 PERFUMERY,COSMETICS,ETC	755	532	297
884 OPTICAL GOODS NES		112	64	554 SOAPS,CLEANING ETC PREPS	260	68	36
885 WATCHES AND CLOCKS	14	132	77	572 EXPLOSIVES,PYROTECH PROD	51 854	20 413	11 388
892 PRINTED MATTER	239	433	241	582 PROD OF CONDENSATION ETC	3 656	1 333	741
893 ARTICLES OF PLASTIC NES	1 630	2 303	1 299	583 PROD OF POLYMERIZING ETC			
894 TOYS,SPORTING GOODS,ETC	107	201	108	584 CELLULOSE DERIVATIVES ETC	315	200	108
895 OFFICE SUPPLIES NES	9	426	1 910	585 PLASTIC MATERIALS NES			
896 WORKS OF ART ETC	9	194	116	591 PESTICIDES,DISINFECTANTS	270	165	89
897 GOLD,SILVER WARE,JEWELRY	3	821	473	592 STARCH,INULIN,GLUTEN,ETC	14 431	3 155	1 751
898 MUSICAL INSTRUMENTS,PTS	40	152	80	598 MISC CHEMICAL PRODS NES	202 652	18 542	10 283
899 OTHER MANUFACTURED GOODS	874	2 016	1 131	611 LEATHER	372	557	302
951 WAR FIREARMS,AMMUNITION	1	157	88	612 LEATHER ETC MANUFACTURES	1 721	639	351
971 GOLD,NON MONETARY NES		1 788	991	613 FUR SKINS TANNED,DRESSED	2 479	9 231	5 117
				621 MATERIALS OF RUBBER	23	111	61
				625 RUBBER TYRES,TUBES	1 894	943	520
				628 RUBBER ARTICLES NES	1 118	533	298
				633 CORK MANUFACTURES	324	335	190
				634 VENEERS,PLYWOOD,ETC	1 257	163	97
				635 WOOD MANUFACTURES NES	23 677	10 441	5 848
				642 ARTICLES OF PAPER ETC	16 283	5 147	2 892
				651 TEXTILE YARN AND THREAD	39 614	24 183	13 469
				652 COTTON FABRICS,WOVEN	63 450	46 485	25 768
				653 WOVN MAN-MADE FIB FABRIC	42 255	31 829	17 676
				654 OTH WOVEN TEXTILE FABRIC	5 881	49 091	27 171
				655 KNIT ETC FABRICS	230	1 111	616
				656 LACE,RIBBONS,TULLE,ETC	302	2 258	1 276
				657 SPECIAL TEXTILE ETC PROD	913	1 338	748
				658 TEXTILE ARTICLES NES	129 688	108 565	60 392
				659 FLOOR COVERINGS ETC	53 523	101 679	56 704
				661 CEMENT ETC BUILDING PROS	1 572	303	169
				663 OTH NONMETAL MINERAL MFS	2 151	1 058	587
				664 GLASS	699	106	56
				665 GLASSWARE	7 257	2 911	1 657
				666 POTTERY	54 641	17 045	9 588
				667 PEARL,PREC-,SEMI-P STONE			
				671 PIG IRON ETC	23 673	6 294	3 522
				677 IRN,STL WIRE EXCL W ROD	14 859	1 766	986
				678 IRON,STL TUBES,PIPES,ETC	1 972	636	359
				679 IRN,STL CASTINGS UNWORKE	9 955	1 318	749
				681 SILVER,PLATINUM,ETC		3 904	2 156
				682 COPPER EXC CEMENT COPPER		986	535
				683 NICKEL	4 080	3 148	1 760
				684 ALUMINIUM	10 497	2 738	1 518
MONGOLIA							
IMPORTS	3 041	3 809	2 115				
212 FUR SKINS UNDRESSED	148	2 093	1 147				
268 WOOL(EXC TOPS),ANML HAIR	1 775	512	289				
291 CRUDE ANIMAL MTRIALS NES	619	1 008	572				
846 HEADGEAR,NONTXTL CLOTHNG	4	147	80				
EXPORTS	15 302	10 742	5 878				
334 PETROLEUM PRODUCTS,REFIN	720	192	108				
423 FIXED VEG OILS,SOFT	11 177	1 684	917				
582 PROD OF CONDENSATION ETC	80	67	37				
583 PROD OF POLYMERIZING ETC	650	207	114				
591 PESTICIDES DISINFECTANTS	40	104	58				
695 TOOLS	50	445	242				
724 TEXTILE,LEATHER MACHNRY	1 181	5 490	2 999				
725 PAPER ETC MILL MACHINERY	61	111	62				
728 OTH MACHY FOR SPCL INDUS	118	495	272				
736 MACHINE TOOLS FOR METAL	77	311	170				
743 PUMPS NES,CENTRFUGES ETC	7	58	32				
778 ELECTRICAL MACHINERY NES	4	89	50				
874 MEASURNG,CONTROLNG INSTR	1	107	61				
899 OTHER MANUFACTURED GOODS	37	213	116				

7 IMPORTS AND EXPORTS (SPECIAL TRADE) BY COUNTRIES OF PRODUCTION AND CONSUMPTION AND BY GROUPS OF THE SITC-REV. II 1987

GROUP DESCRIPTION	DT * 100 KG	1 000 DM	1 000 \$	GROUP DESCRIPTION	DT * 100 KG	1 000 DM	1 000 \$
685 LEAD	483	54	32	515 ORG-INORG COMPOUNDS ETC	60 271	31 012	17 099
686 ZINC	11 543	1 749	979	516 OTHER ORGANIC CHEMICALS	29 749	7 975	4 417
687 TIN	13 726	17 614	9 801	522 INORG ELEMNTS, OXIDES, ETC	473 848	32 984	18 292
689 NON-FER BASE METALS NES	19 650	12 360	6 986	523 OTHR INORGANIC CHEMICALS	87 450	16 152	9 017
692 METAL TANKS, BOXES, ETC	1 095	61	35	524 RADIOACTIVE ETC MATERIAL		695	387
693 WIRE PRODUCTS NON ELECTR	19 667	3 572	2 000	531 SVNT DYE, NAT INDGO, LAKES	9 079	31 834	17 729
694 STL COPPR NAILS, NUTS, ETC	144 936	21 785	12 197	532 DYES NES, TANNING PRODS	1 995	464	262
695 TOOLS	86 087	31 001	17 251	533 PIGMENTS, PAINTS, ETC	2 693	3 122	1 752
696 CUTLERY	16 351	16 846	9 424	541 MEDICINAL ETC PRODUCTS	18 026	29 934	17 098
697 BASE MTL HOUSEHOLD EQUIP	30 584	9 128	5 159	551 ESSENTIL OIL, PERFUME, ETC	194	956	541
699 OTHER METAL MANUFACTURES	70 166	18 160	10 162	553 PERFUMERY, COSMETICS, ETC	36	120	67
712 STEAM ENGINES, TURBINES	1	50	31	554 SOAPS, CLEANING ETC PREPS	6 644	2 468	1 420
713 INTRNL COMBUS PISTN ENGN	314	326	180	562 FERTILIZERS MANUFACTURED	912 244	27 440	15 468
716 ROTATING ELECTRIC PLANT	10 961	3 987	2 265	582 PROD OF CONDENSATION ETC	49 169	17 918	10 254
721 AGRIC MACHY, EXC TRACTORS	2 293	712	392	583 PROD OF POLYMERIZING ETC	929 497	134 818	75 996
723 CIVIL ENGINEERG EQUIP ETC	161	80	44	584 CELLULOSE DERIVATIVES ETC	1 823	940	534
724 TEXTILE, LEATHER MACHNRY	71	279	161	591 PESTICIDES, DISINFECTANTS	246	392	217
726 PRINTG, BKBINDG MACHY, PTS	427	465	256	592 STARCH, INULIN, GLUTEN, ETC	5 457	2 560	1 450
728 OTH MACHY FOR SPCL INDUS	389	608	338	598 MISC CHEMICAL PRODS NES	23 829	12 276	6 772
736 MACHINE TOOLS FOR METAL	25 698	17 433	9 716	605 INDUSTRIAL PLANT, CHAP 73	34 091	65 487	37 058
741 HEATING, COOLING EQUIPMNT	11	109	60	611 LEATHER	4 082	1 580	915
742 PUMPS FOR LIQUIDS ETC	54	60	33	613 FUR SKINS TANNED, DRESSED	51	1 184	657
743 PUMPS NES, CENTRIFUGES ETC	890	1 765	990	621 MATERIALS OF RUBBER	372	713	395
744 MECHANICAL HANDLING EQU	15 958	3 839	2 150	625 RUBBER TYRES, TUBES	337	525	300
745 NONELEC MACHY, TOOLS NES	932	512	289	628 RUBBER ARTICLES NES	157	1 012	558
749 NONELEC MACH PTS, ACC NES	14 646	11 883	6 640	634 VENEERS, PLYWOOD, ETC	530	185	104
751 OFFICE MACHINES	1 212	7 154	4 012	635 WOOD MANUFACTURES NES	5 588	1 590	869
752 AUTOMATIC DATA PROC EQUIP	31	123	71	641 PAPER AND PAPERBOARD	569 313	50 212	27 993
759 OFFICE & ADP MCH PTS, ACC	6	103	59	642 ARTICLES OF PAPER ETC	8 337	5 289	2 961
761 TELEVISION RECEIVERS	15 697	30 713	17 825	651 TEXTILE YARN AND THREAD	27 862	27 126	15 344
762 RADIO BROADCAST RECEIVRS	37 445	73 174	41 437	652 COTTON FABRICS, WOVEN	658	1 997	1 096
763 SOUND RECORDRS, PHONOGRPH	2 119	6 220	3 483	653 WOVMN MAN-MADE FIB FABRIC	3 302	7 976	4 657
764 TELECOM EQPT, PTS, ACC NES	602	2 370	1 337	654 OTH WOVEN TEXTILE FABRIC	303	1 041	565
771 ELECTRIC POWER MACHY NES	1 184	1 342	771	655 KNIT ETC FABRICS	364	1 054	598
772 SWITCHGEAR ETC & PTS NES	207	1 675	961	656 LACE, RIBBONS, TULLE, ETC	61	446	253
775 HOUSEHOLD TYPE EQUIP NES	831	1 592	882	657 SPECIAL TEXTILE ETC PROD	1 148	7 958	4 569
776 TRANSISTORS, VALVES, ETC	86	345	193	658 TEXTILE ARTICLES NES	6	143	83
778 ELECTRICAL MACHINERY NES	1 758	3 018	1 674	659 FLOOR COVERINGS ETC	20	239	139
781 PASS MOTOR VEH EXC BUSES	37	62	35	661 CEMENT ETC BUILDING PROD	535	292	158
784 MOTOR VEHCL PTS, ACC NES	765	347	192	662 CLAY, REFRACTORY BLDG PRD	27 709	8 024	4 395
785 MOTOR & OTHER CYCLES ETC	2 232	712	396	663 OTH NONMETAL MINERAL MFS	2 683	3 412	1 899
786 VEH NES NONMOTR, TRAILERS	3 645	601	337	664 GLASS	3 771	6 138	3 397
792 AIRCRAFT	28	362	199	665 GLASSWARE	195	318	171
793 SHIPS AND BOATS	146 629	2 371	1 304	666 POTTERY	197	238	131
812 PLUMB, HEATING LGHTNG EQU	2 623	1 523	862	667 PEARL, PREC-, SEMI-P STONE	•	•	•
821 FURNITURE	25 111	21 165	11 778	672 IRON, STL PRIMARY FORMS	6 388	372	210
831 TRAVEL GOODS, HANDBAGS	88 143	129 081	71 749	673 IRON AND STEEL SHAPES	741 187	37 013	20 299
842 MENS OUTERWEAR NOT KNIT	117 767	268 106	149 194	674 IRN, STL UNIV PLATE, SHEET	1 518 210	151 689	84 643
843 WOMENS OUTERWEAR NONKNIT	92 732	266 975	148 564	675 IRON, STEEL HOOP, STRIP	81 282	14 243	8 194
844 UNDERWEAR NOT KNIT	22 043	44 722	24 688	676 RAILWAY RAILS ETC IRN, STL	101 179	7 114	3 853
845 UNDERWEAR KNIT NONELASTC	32 223	92 375	51 415	677 IRN, STL WIRE EXCL W ROD	21 455	4 814	2 675
846 UNDERWEAR KNITTED	36 334	75 893	42 365	678 IRON, STL TUBES, PIPES, ETC	1 763 004	245 497	138 354
847 TXTL CLTHNG ACCESSRY NES	14 720	31 732	17 776	681 SILVER, PLATINUM, ETC		145	78
848 HEADGEAR, NONTXLT CLOTHNG	104 301	174 102	96 668	682 COPPER EXC CEMENT COPPER	13 000	5 746	3 172
851 FOOTWEAR	109 096	78 168	43 213	683 NICKEL	75	171	93
871 OPTICAL INSTRUMENTS	199	1 403	808	684 ALUMINIUM	37 084	17 639	10 014
872 MEDICAL INSTRUMENTS NES	34	229	128	886 ZINC	4 990	692	424
874 MEASURING, CONTROLLING INSTR	1 207	3 572	1 996	689 NON-FER BASE METALS NES	46	459	261
881 PHOTO APPAR & EQUIPT NES	797	4 175	2 350	691 STRUCTURES AND PARTS NES	22 495	19 675	11 433
883 DEVELOPED CINEMA FILM	1	55	31	692 METAL TANKS, BOXES, ETC	2 206	1 788	982
884 OPTICAL GOODS NES	462	816	473	693 WIRE PRODUCTS NON ELECTR	7 255	1 643	902
885 WATCHES AND CLOCKS	3 420	20 086	11 133	694 STL, COPPR NAILS, NUTS, ETC	601	519	291
892 PRINTED MATTER	967	1 339	745	695 TOOLS	1 913	7 826	4 354
893 ARTICLES OF PLASTIC NES	53 367	21 959	12 290	696 CUTLERY	58	443	240
894 TOYS, SPORTING GOODS, ETC	194 386	190 635	107 011	697 BASE MTL HOUSEHOLD EQUIP	•	•	•
895 OFFICE SUPPLIES NES	1 489	710	399	699 OTHER METAL MANUFACTURES	3 926	5 158	2 884
896 WORKS OF ART ETC	218	1 803	998	700 INDUSTRIAL PLANT, CHAP 84	321 758	735 003	412 421
897 GOLD, SILVER WARE, JEWELRY	203	20 470	11 360	703 INDUSTRIAL PLANT, CHAP 85	72 395	254 455	142 214
898 MUSICAL INSTRUMENTS, PTS	5 666	6 642	3 885	711 STEAM BOILERS & AUX PLNT	2 105	1 869	1 068
899 OTHER MANUFACTURED GOODS	205 912	132 395	74 123	712 STEAM ENGINES, TURBINES	31	849	466
941 ZOD ANIMALS, PETS	4	103	58	713 INTRNL COMBUS PISTN ENGN	13 673	38 429	21 332
951 WAR FIREARMS, AMMUNITION	21	89	49	714 ENGINES & MOTORS NES	220	2 186	1 212
961 COIN NONGOLD, NONCURRENT	8	1 388	773	716 ROTATING ELECTRIC PLANT	14 341	32 449	18 800
972 GOLD COIN		3 630	2 029	718 OTH POWER GENERATG MACHY	513	3 043	1 681
EXPORTS	11 859 196	4 995 586	2 796 568	721 AGRIC MACHY, EXC TRACTORS	2 037	6 134	3 399
001 LIVE ANIMALS	2 611	2 031	1 164	722 TRACTORS NON-ROAD	138	172	95
022 MILK AND CREAM	24 650	6 177	3 329	723 CIVIL ENGINEERG EQUIP ETC	22 528	24 818	13 837
023 BUTTER	1 104	1 084	585	724 TEXTILE, LEATHER MACHNRY	95 698	337 757	188 609
041 WHEAT ETC UNMILLED	619 619	20 720	11 486	725 PAPER ETC MILL MACHINERY	10 891	20 665	11 517
044 MAIZE UNMILLED	4 151	1 665	911	726 PRINTG, BKBINDG MACHY, PTS	9 659	44 540	24 883
046 WHEAT ETC MEAL OR FLOUR	264 000	3 864	2 107	727 FOOD MACHRY NON-DOMESTIC	12 888	33 291	18 417
054 VEG ETC FRSH, SMPLY PRSD	410	242	141	728 OTH MACHY FOR SPCL INDUS	82 468	324 935	181 886
056 VEGETABLES ETC PRSD, PREPD	176	58	31	736 MACHINE TOOLS FOR METAL	80 183	287 785	161 325
071 COFFEE AND SUBSTITUTES	98	238	138	737 METALWORKING MACHNRY NES	80 576	84 994	46 707
081 FEEDING STUFF FOR ANMLS	685	90	50	741 HEATING, COOLING EQUIPMNT	59 030	126 032	69 787
211 HIDES, SKINS, UNDRESSED	551	102	57	742 PUMPS FOR LIQUIDS ETC	9 171	26 633	14 705
212 FUR SKINS UNDRESSED	16	497	278	743 PUMPS NES, CENTRIFUGES ETC	18 328	69 776	39 218
233 RUBBER, SYNTHETIC, RECLAIMD	14 879	2 781	1 521	744 MECHANICAL HANDLING EQU	39 684	73 580	41 090
251 PULP AND WASTE PAPER	6 183	485	289	745 NONELEC MACHY, TOOLS NES	35 692	126 321	70 424
266 SYNTHETIC FIBRE TO SPIN	163 432	40 291	22 917	749 NONELEC MACH PTS, ACC NES	11 400	43 447	24 635
278 OTHER CRUDE MINERALS	2 273	547	300	751 OFFICE MACHINES	109	3 009	1 711
288 NONFER METAL SCRAP NES	618	401	223	752 AUTOMATIC DATA PROC EQUIP	1 498	69 935	38 379
291 CRUDE ANIMAL MTRIALS NES	1 226	763	416	759 OFFICE & ADP MCH PTS, ACC	521	13 076	7 188
292 CRUDE VEG MATERIALS NES	1 410	720	413	761 TELEVISION RECEIVERS	29	581	314
334 PETROLEUM PRODUCTS, REFIN	16 154	6 185	3 449	763 SOUND RECORDRS, PHONOGRPH	27	2 528	1 396
335 RESIDUAL PETRLM PROD NES	12 484	1 639	959	764 TELECOM EQPT, PTS, ACC NES	2 743	46 107	25 721
423 FIXED VEG OILS, SOFT	210 997	11 979	6 616	771 ELECTRIC POWER MACHY NES	13 079	16 900	9 683
424 FIXED VEG OIL NONSOFT	25 004	1 442	883	772 SWITCHGEAR ETC & PTS NES	8 435	72 901	40 771
431 PROCESD ANML VEG OIL, ETC	675	180	99	773 ELECTR DISTRIBUTING MACH	7 339	11 145	6 300
511 HYDROCARBONS NES, DERIVS	373 284	45 569	25 658	774 ELECTRO-MEDCL, XRAY EQUIP	1 393	43 179	23 982
512 ALCOHOLS, PHENOLS, ETC	301 765	53 553	29 593	775 HOUSEHOLD TYPE EQUIP NES	1 028	1 762	984
513 ORGANIC ACIDS, ETC	513 462	60 099	33 461	776 TRANSISTORS, VALVES, ETC	996	6 947	3 873
514 NITROGEN-FUNCTN COMPOUNDS	147 685	61 431	34 949	778 ELECTRICAL MACHINERY NES	23 452	27 979	15 655
				781 PASS MOTOR VEH EXC BUSES	134 915	191 379	105 770
				782 LORRIES, SPCL MTR VEH NES	13 144	23 777	13 114

GROUP DESCRIPTION	DT * 100 KG	1 000 DM	1 000 \$	GROUP DESCRIPTION	DT * 100 KG	1 000 DM	1 000 \$
783 ROAD MOTOR VEHICLES NES		197	321	177 744 MECHANICAL HANDLING EQU	320	481	262
784 MOTOR VEHCL PTS,ACC NES	13 846	32 355	18 082	745 NONELEC MACHY, TOOLS NES	8	68	36
785 MOTOR & OTHER CYCLES ETC	79	236	132	749 NONELEC MACH PTS,ACC NES	622	1 391	772
786 VEH NES NONMOTR, TRAILERS	2 530	3 544	1 976	751 OFFICE MACHINES	5	88	48
791 RAILWAY VEHICLES	679	1 577	874	764 TELECOM EQPT, PTS, ACC NES	35	587	331
792 AIRCRAFT	5	939	516	772 SWITCHGEAR ETC & PTS NES	401	1 840	1 025
793 SHIPS AND BOATS	236 521	5 935	3 296	773 ELECTR DISTRIBUTING MACH	89	86	48
801 INDUSTRIAL PLANT, CHAP 90	6 800	25 165	13 933	774 ELECTRO-MEDCL, XRAY EQUIP	30	630	383
802 INDUSTRIAL PLANT, CHAP 94	799	202	110	776 TRANSISTORS, VALVES, ETC		78	46
812 PLUMB, HEATING, LIGHTING EQU	900	2 623	1 457	778 ELECTRICAL MACHINERY NES	246	1 256	684
821 FURNITURE	2 678	3 350	2 046	781 PASS-MOTOR VEH EXC BUSES	472	2 887	1 578
842 MENS OUTERWEAR NOT KNIT	1 317	1 872	1 048	784 MOTOR VEHCL PTS, ACC NES	182	909	507
843 WOMENS OUTERWEAR NONKNIT	2	73	35	821 FURNITURE	98	171	93
848 HEADGEAR, NONTXTL CLOTHNG	70	393	332	871 OPTICAL INSTRUMENTS	3	104	56
851 FOOTWEAR	21	110	58	872 MEDICAL INSTRUMENTS NES	4	156	84
871 OPTICAL INSTRUMENTS	260	12 210	6 790	873 METERS & COUNTERS NES	14	75	42
872 MEDICAL INSTRUMENTS NES	281	10 739	5 959	874 MEASURING, CONTROLLING INSTR	389	4 093	2 267
873 METERS & COUNTERS NES	126	895	506	881 PHOTO APPAR & EQUIPT NES	14	209	116
874 MEASURING, CONTROLLING INSTR	7 550	128 558	72 126	884 OPTICAL GOODS NES		56	31
881 PHOTO APPAR & EQUIPT NES	1 252	15 484	8 506	885 WATCHES AND CLOCKS		122	67
882 PHOTO, CINEMA SUPPLIES	2 606	3 422	1 872	892 PRINTED MATTER	50	248	137
884 OPTICAL GOODS NES	4	1 272	709	893 ARTICLES OF PLASTIC NES	77	94	53
885 WATCHES AND CLOCKS	25	2 466	1 406	897 GOLD, SILVER WARE, JEWELRY		110	60
892 PRINTED MATTER	2 493	18 624	10 478	898 MUSICAL INSTRUMENTS, PTS	10	211	124
893 ARTICLES OF PLASTIC NES	1 072	4 360	2 485	899 OTHER MANUFACTURED GOODS	1	111	61
894 TOYS, SPORTING GOODS, ETC	206	910	507	971 GOLD, NON MONETARY NES		266	144
895 OFFICE SUPPLIES NES	147	640	352				
897 GOLD, SILVER WARE, JEWELRY	3	904	526				
898 MUSICAL INSTRUMENTS, PTS	1 654	8 580	4 732				
899 OTHER MANUFACTURED GOODS	275	2 457	1 359				
941 ZOO ANIMALS, PETS	17	142	79				
951 WAR FIREARMS, AMMUNITION	5	66	35				
NORTH KOREA							
IMPORTS	443 540	186 401	103 872				
037 FISH ETC PREPD PRSVD NES	200	58	31	034 FISH FRESH, CHILLED, FROZEN	35 056	10 714	6 114
212 FUR SKINS UNRESSED	54	669	373	035 FISH SALTED, DRIED, SMOKED	64	77	44
278 OTHER CRUDE MINERALS	401 148	11 452	6 262	036 SHELL FISH FRESH, FROZEN	252	264	145
291 CRUDE ANIMAL MTRIALS NES	1 502	694	386	037 FISH ETC PREPD PRSVD NES	3 022	1 495	823
292 CRUDE VEG MATERIALS NES	1 331	903	501	048 CEREAL ETC PREPARATIONS	323	144	74
541 MEDICINAL ETC PRODUCTS	17	203	111	056 VEGTBLES ETC PRSVD PREPD	1 109	835	471
551 ESSENTL OIL, PERFUME, ETC	140	141	81	057 FRUIT, NUTS, FRESH, DRIED	908	139	77
552 PROD OF CONDENSATION ETC	170	48	30	058 FRUIT PRESERVED, PREPARED	7 287	1 530	856
681 SILVER, PLATINUM, ETC	536	22 443	12 432	062 SUGAR PREPS NON-COCOA	161	62	35
685 LEAD	26 215	5 264	2 904	071 COFFEE AND SUBSTITUTES	885	2 084	1 128
686 ZINC	7 788	1 211	674	098 EDIBLE PRODCTS, PREPS NES	2 839	1 055	590
697 BASE MTL HOUSEHOLD EQUIP	83	74	40	112 ALCOHOLIC BEVERAGES	837	297	165
759 OFFICE & ADP MCH PTS, ACC	6	182	102	121 TOBACCO UNMNFCTRO, REFUSE	86 816	77 809	43 306
761 TELEVISION RECEIVERS	160	296	162	212 FUR SKINS UNRESSED	31	259	

7 IMPORTS AND EXPORTS (SPECIAL TRADE) BY COUNTRIES OF PRODUCTION AND CONSUMPTION AND BY GROUPS OF THE SITC-REV. II 1987

GROUP DESCRIPTION	DT * 100 KG	1 000 DM	1 000 \$	GROUP DESCRIPTION	DT * 100 KG	1 000 DM	1 000 \$
678 IRON, STL TUBES, PIPES, ETC	19 845	9 538	5 250	512 ALCOHOLS, PHENOLS, ETC	173 799	29 227	16 242
681 SILVER, PLATINUM, ETC	10	320	175	513 ORGANIC ACIDS, ETC	153 589	30 437	17 022
684 ALUMINIUM	196	111	62	514 NITROGEN-FUNCTN COMPOUNDS	46 483	40 909	27 920
687 TIN	255	311	171	515 ORG-INORG COMPOUNDS ETC	27 632	33 801	18 820
689 NON-FER BASE METALS NES	1 390	2 886	1 603	516 OTHER ORGANIC CHEMICALS	53 229	13 914	7 841
693 WIRE PRODUCTS NON ELECTR	48 412	13 264	7 368	522 INORG ELEMNTS, OXIDES, ETC	54 914	12 743	7 100
694 STL, COPPR NAILS, NUTS, ETC	21 156	5 195	2 877	523 OTHR INORGANIC CHEMICALS	386 141	39 759	22 159
695 TOOLS	8 808	7 565	4 253	524 RADIOACTIVE ETC MATERIAL	102	2 071	1 145
696 CUTLERY	45 571	57 254	31 889	531 SYNT DYE, NAT INDGO, LAKES	15 349	61 234	34 036
697 BASE MTL HOUSEHOLD EQUIP	56 502	59 451	33 130	532 DYES NES, TANNING PRODS	76 254	13 454	7 476
699 OTHER METAL MANUFACTURES	8 164	5 930	3 295	533 PIGMENTS, PAINTS, ETC	23 562	21 934	12 189
713 INTRNL COMBUS PISTN ENGN	27 098	25 098	14 542	541 MEDICINAL ETC PRODUCTS	3 657	23 351	12 996
714 ENGINES & MOTORS NES	16	2 024	1 128	551 ESSENTL OIL, PERFUME, ETC	2 126	7 612	4 299
716 ROTATING ELECTRIC PLANT	142	573	320	553 PERFUMERY, COSMETICS, ETC	439	1 460	823
723 CIVIL ENGINEERG EQUIP ETC	6 375	1 887	1 034	554 SOAPS, CLEANING ETC PREPS	41 347	13 718	7 555
724 TEXTILE, LEATHER MACHNRY	349	1 318	735	562 FERTILIZERS MANUFACTURED	735	129	72
728 OTH MACHY FOR SPCL INDUS	22	82	45	572 EXPLOSIVES, PYROTECH PROD	38	105	62
736 MACHINE TOOLS FOR METAL	5 154	6 272	3 437	582 PROD OF CONDENSATION ETC	88 122	53 558	25 778
737 METALWORKING MACHNRY NES	1	71	42	583 PROD OF POLYMERIZING ETC	193 623	54 562	30 243
742 PUMPS FOR LIQUIDS ETC	49	64	35	584 CELLULOSE DERIVATIVES ETC	3 230	2 334	1 285
743 PUMPS NES, CENTRIFUGES ETC	46	250	152	585 PLASTIC MATERIALS NES	366	162	89
745 NONELEC MACHY, TOOLS NES	710	1 336	751	591 PESTICIDES, DISINFECTANTS	7 705	5 740	3 255
749 NONELEC MACH PTS, ACC NES	4 118	6 487	3 619	592 STARCH, INULIN, GLUTEN, ETC	11 593	5 852	3 273
751 OFFICE MACHINES	1 373	3 351	1 875	598 MISC CHEMICAL PRODS NES	108 071	79 824	44 573
752 AUTOMTIC DATA PROC EQUIP	17 593	127 323	70 370	605 INDUSTRIAL PLANT, CHAP 73	102	1 868	1 070
759 OFFICE & ADP MCH PTS, ACC	1 024	5 567	5 478	611 LEATHER	6 589	8 799	4 894
761 TELEVISION RECEIVERS	93 049	175 988	99 006	612 LEATHER ETC MANUFACTURES	1 560	3 644	1 997
762 RADIO BROADCAST RECEIVERS	84 374	235 255	131 989	613 FUR SKINS TANNED, DRESSED	3 507	2 226	1 239
763 SOUND RECORDRS, PHONOGRPH	38 865	183 080	102 870	621 MATERIALS OF RUBBER	2 669	11 573	6 402
764 TELECOM EQPT, PTS, ACC NES	32 944	73 518	41 226	625 RUBBER TYRES, TUBES	218	135	76
771 ELECTRIC POWER MACHY NES	304	2 404	1 339	628 RUBBER ARTICLES NES	5 337	13 168	7 310
772 SWITCHGEAR ETC & PTS NES	3 572	10 368	5 745	633 CORK MANUFACTURES	146	577	318
773 ELECTR DISTRIBUTING MACH	998	870	494	634 VENEERS, PLYWOOD, ETC	14 161	6 413	3 541
774 ELECTRO-MEDCL, XRAY EQUIP	11	258	143	635 WOOD MANUFACTURES NES	252	169	99
775 HOUSEHOLD TYPE EQUIP NES	72 116	70 433	39 172	641 PAPER AND PAPERBOARD	19 057	6 581	3 676
776 TRANSISTORS, VALVES, ETC	8 760	109 216	60 610	642 ARTICLES OF PAPER ETC	16 644	10 136	5 606
778 ELECTRICAL MACHINERY NES	43 140	91 704	51 238	651 TEXTILE YARN AND THREAD	16 787	24 151	13 498
781 PASS MOTOR VEH EXC BUSES	33 019	29 765	16 249	652 COTTON FABRICS, WOVEN	2 110	8 290	4 612
784 MOTOR VEHCL PTS, ACC NES	851	513	289	653 WOYN MAN-MADE FIB FABRIC	6 431	25 409	14 046
786 VEH NES NONMOTR, TRAILERS	122 160	24 113	13 431	654 OTH WOVEN TEXTILE FABRIC	1 998	8 154	4 526
792 AIRCRAFT	7	508	298	655 KNIT ETC FABRICS	1 012	3 676	2 024
812 PLUMBING, HEATING, LIGHTING EQU	2 314	7 539	4 195	656 LACE, RIBBONS, TULLE, ETC	196	1 545	848
821 FURNITURE	3 327	2 689	1 505	657 SPECIAL TEXTILE ETC PROD	7 363	17 135	9 601
831 TRAVEL GOODS, HANDBAGS	84 429	145 805	81 019	658 TEXTILE ARTICLES NES	162	538	302
842 MENS OUTERWEAR NOT KNIT	63 488	241 805	133 700	659 FLOOR COVERINGS ETC	1 218	534	287
843 WOMENS OUTERWEAR NONKNIT	59 299	263 764	145 790	661 CEMENT ETC BUILDING PROD	5 586	682	376
844 UNDERWEAR NOT KNIT	37 140	136 852	76 105	662 CLAY, REFRACTORY BLDG PRD	421 129	69 077	38 239
845 UNDERWEAR KNIT NONELASTC	46 338	147 701	81 856	663 OTH NONMETAL MINERAL MFS	9 564	8 148	4 537
846 UNDERWEAR KNITTED	20 130	55 579	30 827	664 GLASS	10 984	3 549	1 984
847 TXTL CLTHNG ACCESSRYS NES	31 184	79 108	43 768	665 GLASSWARE	2 779	5 270	2 935
848 HEADGEAR, NONTXTL CLOTHNG	59 743	597 453	331 279	666 POTTERY	46	137	76
851 FOOTWEAR	54 196	109 462	61 047	667 PEARL, PREC-, SEMI-P STONE	6	6	6
871 OPTICAL INSTRUMENTS	1 038	7 830	4 387	671 PIG IRON ETC	1 544	1 252	681
872 MEDICAL INSTRUMENTS NES	48	471	263	672 IRON, STL PRIMARY FORMS	1 253 725	59 618	33 424
874 MEASURING, CONTROLLING INSTR	4 452	19 015	10 616	673 IRON AND STEEL SHAPES	111 778	13 681	7 612
881 PHOTO APPAR & EQUIP NES	311	3 999	2 256	674 IRN, STL UNIV, PLATE, SHEET	170 980	34 036	18 811
882 PHOTO, CINEMA SUPPLIES	114	1 311	731	675 IRON, STEEL HOOP, STRIP	15 804	3 639	2 042
883 DEVELOPED CINEMA FILM	1	60	37	676 RAILWAY RAILS ETC IRN, STL	757	694	389
884 OPTICAL GOODS NES	1 960	30 037	16 719	677 IRN, STL WIRE EXCL W ROD	3 628	3 824	2 118
885 WATCHES AND CLOCKS	2 777	9 452	5 368	678 IRON STL TUBES, PIPES, ETC	28 513	14 610	8 101
892 PRINTED MATTER	1 609	1 589	892	681 SILVER, PLATINUM, ETC	2	696	393
893 ARTICLES OF PLASTIC NES	46 606	20 864	11 600	682 COPPER EXC CEMENT COPPER	3 797	4 256	2 374
894 TOYS, SPORTING GOODS, ETC	54 983	129 571	72 223	683 NICKEL	672	1 689	938
895 OFFICE SUPPLIES NES	1 488	1 771	978	684 ALUMINIUM	57 368	26 112	14 624
896 WORKS OF ART ETC	75	1 169	658	685 LEAD	397	110	60
897 GOLD, SILVER WARE, JEWELRY	4 579	23 895	13 317	687 TIN	72	279	158
898 MUSICAL INSTRUMENTS, PTS	25 745	44 979	25 087	689 NON-FER BASE METALS NES	40	258	140
899 OTHER MANUFACTURED GOODS	13 817	42 284	23 539	691 STRUCTURES AND PARTS NES	5 149	4 347	2 406
941 ZOO ANIMALS, PETS	5	81	45	692 METAL TANKS, BOXES, ETC	717	1 583	878
961 COIN NONGOLD, NONCURRENT	55	7 818	4 391	693 WIRE PRODUCTS NON ELECTR	882	2 859	1 600
971 GOLD, NON MONETARY NES	3	3 099	1 729	694 STL, COPPR NAILS, NUTS, ETC	1 441	2 717	1 527
972 GOLD COIN	1	10 561	5 962	695 TOOLS	3 729	22 871	12 689
EXPORTS	5 016 966	2 799 034	1 561 842	696 CUTLERY	56	500	277
001 LIVE ANIMALS	170	918	505	697 BASE MTL HOUSEHOLD EQUIP	2 815	4 812	2 702
023 BUTTER	176	68	39	699 OTHER METAL MANUFACTURES	11 641	19 705	11 050
041 WHEAT ETC UNMILLED	548 961	7 136	3 844	700 INDUSTRIAL PLANT, CHAP 84	4 922	37 182	20 537
048 CEREAL ETC PREPARATIONS	3 507	3 061	1 733	703 INDUSTRIAL PLANT, CHAP 85	1 234	15 510	8 603
056 VEGETABLES ETC PRSD, PREPD	61	108	56	711 STEAM BOILERS & AUX PLNT	2 723	3 104	1 790
061 SUGAR AND HONEY	3 411	385	212	712 STEAM ENGINES, TURBINES	2 048	9 479	5 319
071 COFFEE AND SUBSTITUTES	653	494	273	713 INTRNL COMBUS PISTN ENGN	27 157	141 514	79 524
072 COCOA	960	292	162	714 ENGINES & MOTORS NES	252	6 881	3 832
073 CHOCOLATE AND PRODUCTS	37	79	44	716 ROTATING ELECTRIC PLANT	3 476	10 239	5 784
081 FEEDING STUFF FOR ANIMLS	1 728	1 949	1 083	718 OTH POWER GENERATG MACHY	1 051	3 325	1 886
096 EDIBLE PRODUCTS, PREPS NES	1 675	2 256	1 241	721 AGRIC MACHY, EXC TRACTORS	2 674	4 792	2 632
112 ALCOHOLIC BEVERAGES	523	271	157	722 TRACTORS NON-ROAD	51	127	70
222 SEEDS FOR SOFT/FIXED OIL	456	71	39	723 CIVIL ENGINEERG EQUIP ETC	6 547	7 515	4 343
233 RUBBER, SYNTHETIC, RECLAIMD	18 490	5 359	2 996	724 TEXTILE LEATHER MACHNRY	66 778	193 223	108 724
247 OTH WOOD ROUGH, SQUARED	2 116	198	111	725 PAPER ETC MILL MACHINERY	1 118	5 312	2 909
248 WOOD SHAPED	11 535	1 080	593	726 PRINTG, BKBINDG MACHY, PTS	8 480	37 424	20 983
251 PULP AND WASTE PAPER	61 565	841	471	727 FOOD MACHRY NON-DOMESTIC	2 297	13 142	7 275
266 WOOL (EXC TOPS), ANML HAIR	16	109	60	728 OTH MACHY FOR SPCL INDUS	43 975	175 571	97 858
273 STONE, SAND AND GRAVEL	1 741	87	49	736 MACHINE TOOLS FOR METAL	27 024	112 848	63 161
278 OTHER CRUDE MINERALS	5 390	759	424	737 METALWORKING MACHNRY NES	15 383	42 449	23 505
282 IRON AND STEEL SCRAP	90 243	1 340	739	741 HEATING, COOLING EQUIPMNT	19 494	66 818	37 757
287 BASE METAL DRES, CONC NES	82	136	75	742 PUMPS FOR LIQUIDS ETC	4 749	16 895	9 392
291 CRUDE ANIMAL MTRIALS NES	1 934	3 760	2 086	743 PUMPS NES, CENTRIFUGES ETC	11 167	42 955	23 865
292 CRUDE VEG MATERIALS NES	1 755	3 370	1 884	744 MECHANICAL HANDLING EQU	21 163	58 442	32 659
334 PETROLEUM PRODUCTS, REFIN	54 044	15 529	8 640	745 NONELEC MACHY, TOOLS NES	4 249	34 250	19 142
335 RESIDUAL PETRLM PROD NES	1 737	294	165	749 NONELEC MACH PTS, ACC NES	31 070	72 395	40 524
411 ANIMAL OILS AND FATS	42	62	32	751 OFFICE MACHINES	396	2 982	1 642
424 FIXED VEG OIL NONSOFT	39	55	34	752 AUTOMTIC DATA PROC EQUIP	228	9 713	5 372
431 PROCESD ANML VEG OIL, ETC	6 638	1 414	784	759 OFFICE & ADP MCH PTS, ACC	263	3 554	1 958
511 HYDROCARBONS NES, DERIVS	29 839	5 884	3 296	761 TELEVISION RECEIVERS	7	59	33
				763 SOUND RECORDRS, PHONOGRPH	96	526	286
				764 TELECOM EQPT, PTS, ACC NES	1 114	24 370	13 805

7 IMPORTS AND EXPORTS (SPECIAL TRADE) BY COUNTRIES OF PRODUCTION AND CONSUMPTION AND BY GROUPS OF THE SITC-REV. II 1987

GROUP DESCRIPTION	DT = 100 KG	1 000 DM	1 000 \$	GROUP DESCRIPTION	DT = 100 KG	1 000 DM	1 000 \$
771 ELECTRIC POWER MACHY NES	540	4 265	2 412	551 ESSENTL OIL, PERFUME, ETC	417	1 734	870
772 SWITCHGEAR ETC & PTS NES	4 584	42 576	23 619	553 PERFUMERY, COSMETICS, ETC	4 734	13 125	7 313
773 ELECTR DISTRIBUTING MACH	1 520	4 688	2 627	554 SOAPS, CLEANSING ETC PREPS	2 997	2 733	1 533
774 ELECTRO-MEDCL, XRAY EQUIP	347	8 567	4 781	562 FERTILIZERS MANUFACTURED	*	*	*
775 HOUSEHOLD TYPE EQUIP NES	702	1 652	926	572 EXPLOSIVES, PYROTECH PROD	165	523	286
776 TRANSISTORS, VALVES, ETC	2 042	28 401	15 821	582 PROD OF CONDENSATION ETC	127 101	146 006	81 310
778 ELECTRICAL MACHINERY NES	25 011	65 955	36 736	583 PROD OF POLYMERIZING ETC	104 563	92 300	51 353
781 PASS MOTOR VEH EXC BUSES	1 688	7 476	4 248	584 CELLULOSE DERIVATIVES ETC	3 560	6 414	3 562
782 LORRIES, SPCL MTR VEH NES	2 931	6 232	3 444	585 PLASTIC MATERIALS NES	1 358	3 608	2 036
784 MOTOR VEHCL PTS, ACC NES	70 583	127 975	70 823	591 PESTICIDES, DISINFECTANTS	4 694	9 157	5 082
785 MOTOR & OTHER CYCLES ETC	22	107	57	592 STARCH, INULIN, GLUTEN, ETC	773	2 973	1 657
786 VEH NES NONMOTR, TRAILERS	614	1 072	594	598 MISC CHEMICAL PRODS NES	65 868	118 395	65 833
791 RAILWAY VEHICLES	690	4 967	2 740	611 LEATHER	4 533	19 181	10 733
792 AIRCRAFT	16	1 042	581	612 LEATHER ETC MANUFACTURES	159	429	234
801 INDUSTRIAL PLANT, CHAP 90	196	6 132	3 354	621 MATERIALS OF RUBBER	7 073	27 104	15 102
812 PLUMB, HEATNG, LGHTNG EQU	997	2 465	1 363	625 RUBBER TYRES, TUBES	278 070	190 226	105 519
821 FURNITURE	1 980	3 747	2 094	628 RUBBER ARTICLES NES	9 256	52 062	29 026
831 TRAVEL GOODS, HANDBAGS	68	2 528	1 415	633 CORK MANUFACTURES	17	110	61
842 MENS OUTERWEAR NOT KNIT	6	69	37	634 VENEERS, PLYWOOD, ETC	2 055	1 452	808
843 WOMENS OUTERWEAR NONKNIT	19	546	300	635 WOOD MANUFACTURES NES	2 194	2 644	1 479
845 OUTERWEAR KNIT NONELASTC	66	321	173	641 PAPER AND PAPERBOARD	90 595	72 803	40 468
846 UNDERWEAR KNITTED	10	120	642	642 ARTICLES OF PAPER ETC	14 235	23 124	12 893
847 TXTL CLTHNG ACCESSRY NES	9	104	59	651 TEXTILE YARN AND THREAD	27 543	27 181	15 090
848 HEADGEAR, NONTXLT CLOTHNG	492	4 501	2 507	652 COTTON FABRICS, WOVEN	8 804	16 691	9 346
851 FOOTWEAR	16	100	55	653 WOVN MAN-MADE FIB FABRIC	35 584	146 128	81 787
871 OPTICAL INSTRUMENTS	103	4 512	2 516	654 OTH WOVEN TEXTILE FABRIC	1 966	3 099	1 761
872 MEDICAL INSTRUMENTS NES	310	11 167	6 325	655 KNIT ETC FABRICS	1 186	7 245	4 026
873 METERS & COUNTERS NES	302	2 615	1 480	656 LACE, RIBBONS, TULLE, ETC	4 855	10 591	5 882
874 MEASURING, CONTROLLING INSTR	4 173	69 478	39 078	657 SPECIAL TEXTILE ETC PROD	25 260	97 649	54 660
881 PHOTO APPAR & EQUIPT NES	323	4 704	2 600	658 TEXTILE ARTICLES NES	309	1 741	969
882 PHOTO, CINEMA SUPPLIES	8 707	18 328	10 077	659 FLOOR COVERINGS ETC	1 041	805	443
884 OPTICAL GOODS NES	35	2 764	1 528	661 CEMENT ETC BUILDING PROD	1 056	235	131
885 WATCHES AND CLOCKS	177	11 052	6 158	662 CLY, REFRACTORY BLDG PRD	36 793	7 890	4 392
892 PRINTED MATTER	1 084	6 051	3 367	663 OTH NONMETAL MINERAL MFS	11 649	51 828	28 864
893 ARTICLES OF PLASTIC NES	6 063	7 773	4 373	664 GLASS	31 769	28 350	15 777
894 TOYS, SPORTING GOODS, ETC	1 515	3 457	2 001	665 GLASSWARE	2 851	3 852	2 144
895 OFFICE SUPPLIES NES	469	2 754	1 548	666 POTTERY	23 356	28 592	15 965
897 GOLD, SILVER WARE, JEWELRY	1	1 236	694	667 PEARL, PREC., SEMI-P STONE	*	*	*
898 MUSICAL INSTRUMENTS, PTS	591	8 446	4 737	671 PIG IRON ETC	23 164	4 637	2 565
899 OTHER MANUFACTURED GOODS	585	6 071	3 358	672 IRON, STL PRIMARY FORMS	32 008	3 103	1 722
951 WAR FIREARMS, AMMUNITION	13	141	78	673 IRON AND STEEL SHAPES	264 367	43 143	24 053
971 GOLD, NON MONETARY NES	75	22 499	12 591	674 IRN, STL UNIV, PLATE, SHEET	602 836	87 158	48 220
				675 IRON, STEEL HOOP, STRIP	46 448	19 247	10 644
				677 IRN, STL WIRE EXCL W ROD	14 109	6 860	3 829
				678 IRON, STL TUBES, PIPES, ETC	45 814	30 978	17 313
				679 IRN, STL CASTINGS UNWORKE	271	383	209
				681 SILVER, PLATINUM, ETC	*	139	76
				682 COPPER EXC CEMENT COPPER	14 136	15 866	8 830
				683 NICKEL	316	897	494
				684 ALUMINIUM	7 395	9 504	5 302
				686 ZINC	58	57	32
				689 NON-FER BASE METALS NES	15 280	16 031	8 850
				691 STRUCTURES AND PARTS NES	843	750	421
				692 METAL TANKS, BOXES, ETC	689	732	400
				693 WIRE PRODUCTS NON ELECTR	819	1 729	966
				694 STL, COPPR NAILS, NUTS, ETC	47 004	40 986	22 751
				695 TOOLS	22 517	122 346	68 032
				696 CUTLERY	31 239	71 475	39 797
				697 BASE MTL HOUSEHOLD EQUIP	11 551	13 435	7 544
				699 OTHER METAL MANUFACTURES	49 463	68 276	38 124
				711 STEAM BOILERS & AUX PLNT	525	432	242
				712 STEAM ENGINES, TURBINES	407	565	304
				713 INTRNL COMBUS PISTN ENGN	41 460	114 190	63 440
				714 ENGINES & MOTORS NES	810	11 115	6 126
				716 ROTATING ELECTRIC PLANT	15 253	75 743	42 527
				718 OTH POWER GENERATG MACHY	2 190	6 266	3 461
				721 AGRIC MACHY, EXC TRACTORS	12 669	19 431	10 855
				722 TRACTORS NON-ROAD	15 323	21 322	11 882
				723 CIVIL ENGINEERG EQUIP ETC	145 262	161 809	90 075
				724 TEXTILE, LEATHER MACHNRY	22 328	124 372	69 222
				725 PAPER ETC MILL MACHINERY	11 630	30 621	17 117
				726 PRINTG, BKBINDG MACHY, PTS	4 855	20 158	11 185
				727 FOOD MACHRY NON-DOMESTIC	764	6 687	3 755
				728 OTH MACHY FOR SPCL INDUS	16 200	154 425	85 864
				736 MACHINE TOOLS FOR METAL	98 989	361 407	202 137
				737 METALWORKING MACHNRY NES	23 404	32 098	17 934
				741 HEATING, COOLING EQUIPMNT	27 154	84 244	47 378
				742 PUMPS FOR LIQUIDS ETC	7 867	35 488	19 665
				743 PUMPS NES, CENTRIFUGES ETC	93 391	320 067	177 671
				744 MECHANICAL HANDLING EQU	117 238	107 392	59 746
				745 NONELEC MACHY, TOOLS NES	13 292	80 785	44 852
				749 NONELEC MACH PTS, ACC NES	162 327	320 434	177 908
				751 OFFICE MACHINES	135 982	641 021	357 416
				752 AUTOMATIC DATA PROC EQUIP	181 540	1 879 892	1 049 283
				759 OFFICE & ADP MCH PTS, ACC	91 863	819 356	459 393
				761 TELEVISION RECEIVERS	40 231	146 564	82 116
				762 RADIO BROADCAST RECEIVRS	67 919	498 165	278 335
				763 SOUND RECORDRS, PHONOGRPH	212 395	1 595 970	894 677
				764 TELECOM EQPT, PTS, ACC NES	227 433	1 940 512	1 086 093
				771 ELECTRIC POWER MACHY NES	22 310	95 504	53 359
				772 SWITCHGEAR ETC & PTS NES	31 726	373 999	208 129
				773 ELECTR DISTRIBUTING MACH	8 290	36 949	20 608
				774 ELECTRO-MEDCL, XRAY EQUIP	3 831	115 097	64 029
				775 HOUSEHOLD TYPE EQUIP NES	136 717	289 566	162 849
				776 TRANSISTORS, VALVES, ETC	76 804	933 618	521 723
				778 ELECTRICAL MACHINERY NES	113 258	648 472	362 182
				781 PASS MOTOR VEH EXC BUSES	4 686 607	5 780 027	3 215 196
				782 LORRIES, SPCL MTR VEH NES	105 073	96 463	53 795
				783 ROAD MOTOR VEHICLES NES	84	123	68
				784 MOTOR VEHCL PTS, ACC NES	244 517	467 131	260 327
				785 MOTOR & OTHER CYCLES ETC	227 618	520 956	289 188
				786 VEH NES NONMOTR, TRAILERS	26 733	5 289	2 911
				791 RAILWAY VEHICLES	40	159	97
				792 AIRCRAFT	666	22 667	12 805
				793 SHIPS AND BOATS	556 287	16 902	9 745

JAPAN

IMPORTS

12 321 227 25 245 052 14 082 815

014 MEAT PREPD, PRSVD, NES ETC	95	110	63	682 COPPER EXC CEMENT COPPER	14 136	15 866	8 830
034 FISH FRESH, CHILLED, FROZN	6 717	6 519	3 592	683 NICKEL	316	897	494
035 FISH SALTED, DRIED, SMOKED	74	242	135	684 ALUMINIUM	7 395	9 504	5 302
036 SHELL FISH FRESH, FROZEN	264	479	262	686 ZINC	58	57	32
037 FISH ETC PREPD PRSVD NES	3 332	2 763	1 550	689 NON-FER BASE METALS NES	15 280	16 031	8 850
042 RICE	584	59	35	691 STRUCTURES AND PARTS NES	843	750	421
048 CEREAL ETC PREPARATIONS	1 905	1 900	1 061	692 METAL TANKS, BOXES, ETC	689	732	400
054 VEG ETC FRSH, SPLY PRSVD	795	540	298	693 WIRE PRODUCTS NON ELECTR	819	1 729	966
056 VEGTBLES ETC PRSVD, PREPD	768	966	533	694 STL, COPPR NAILS, NUTS, ETC	47 004	40 986	22 751
057 FRUIT, NUTS, FRESH, DRIED	4 578	758	426	695 TOOLS	22 517	122 346	68 032
058 FRUIT PRESERVED, PREPARED	6 578	1 762	971	696 CUTLERY	31 239	71 475	39 797
061 SUGAR AND HONEY	5 741	3 476	1 944	697 BASE MTL HOUSEHOLD EQUIP	11 551	13 435	7 544
062 SUGAR PREPS NON-COCOA	556	897	490	699 OTHER METAL MANUFACTURES	49 463	68 276	38 124
074 TEA AND MATE	167	280	155	711 STEAM BOILERS & AUX PLNT	525	432	242
075 SPICES	37	92	51	712 STEAM ENGINES, TURBINES	407	565	304
081 FEEDING STUFF FOR ANMLS	1 970	7 844	4 346	713 INTRNL COMBUS PISTN ENGN	41 460	114 190	63 440
098 EDIBLE PRODUCTS, PREPS NES	6 227	4 514	2 523	714 ENGINES & MOTORS NES	810	11 115	6 126
111 NON-ALCOHL BEVERAGES NES	229	77	44	716 ROTATING ELECTRIC PLANT	15 253	75 743	42 527
112 ALCOHOLIC BEVERAGES	8 672	4 978	2 791	718 OTH POWER GENERATG MACHY	2 190	6 266	3 461
121 TOBACCO UNMNFCTRD, REFUSE	11 016	4 945	2 769	721 AGRIC MACHY, EXC TRACTORS	12 669	19 431	10 855
232 NATURAL RUBBER, GUMS	1 920	324	176	722 TRACTORS NON-ROAD	15 323	21 322	11 882
233 RUBBER, SYNTHETIC, RECLAIMD	126 447	42 038	23 400	723 CIVIL ENGINEERG EQUIP ETC	145 262	161 809	90 075
247 OTH WOOD ROUGH, SQUARED	29 193	11 749	6 450	724 TEXTILE, LEATHER MACHNRY	22 328	124 372	69 222
251 PULP AND WASTE PAPER	1 622	1 412	784	725 PAPER ETC MILL MACHINERY	11 630	30 621	17 117
261 SILK	853	3 786	2 111	726 PRINTG, BKBINDG MACHY, PTS	4 855	20 158	11 185
263 COTTON	13 897	2 430	1 372	727 FOOD MACHRY NON-DOMESTIC	764	6 687	3 755
266 SYNTHETIC FIBRE TO SPIN	23 939	21 319	11 799	728 OTH MACHY FOR SPCL INDUS	16 200	154 425	85 864
267 OTHER MAN-MADE FIBRES	10 399	3 684	2 070	736 MACHINE TOOLS FOR METAL	98 989	361 407	202 137
268 WOOL(EXC TOPS), ANML HAIR	177	355	195	737 METALWORKING MACHNRY NES	23 404	32 098	17 934
269 WASTE OF TEXTILE FABRICS	1 216	356	194	741 HEATING, COOLING EQUIPMNT	27 154	84 244	47 378
273 STONE, SAND AND GRAVEL	219	57	33	742 PUMPS FOR LIQUIDS ETC	7 867	35 488	19 665
274 SULPHUR ETC	477	111	61	743 PUMPS NES, CENTRIFUGES ETC	93 391	320 067	177 671
277 NATURAL ABRASIVES NES		154	86	744 MECHANICAL HANDLING EQU	117 238	107 392	59 746
278 OTHER CRUDE MINERALS	42 070	6 234	3 455	745 NONELEC MACHY, TOOLS NES	13 292	80 785	44 852
287 BASE METAL ORES, CONC NES	4 701	1 283	709	749 NONELEC MACH PTS, ACC NES	162 327	320 434	177 908
288 NONFERR METAL SCRAP NES	2 890	410	235	751 OFFICE MACHINES	135 982	641 021	357 416
289 PREC METAL ORE, WASTE NES	155	3 878	2 143	752 AUTOMATIC DATA PROC EQUIP	181 540	1 879 892	1 049 283
291 CRUDE ANIMAL MTRIALS NES	488	499	276	759 OFFICE & ADP MCH PTS, ACC	91 863	819 356	459 393

7 IMPORTS AND EXPORTS (SPECIAL TRADE) BY COUNTRIES OF PRODUCTION AND CONSUMPTION AND BY GROUPS OF THE SITC-REV. II 1987

GROUP DESCRIPTION	DT = 100 KG	1 000 DM	1 000 \$	GROUP DESCRIPTION	DT = 100 KG	1 000 DM	1 000 \$
812 PLUMBING, HEATING, LIGHTING EQUI	2 389	6 828	3 845	584 CELLULOSE DERIVATIVES ETC	9 537	11 527	6 418
821 FURNITURE	4 677	8 019	4 481	585 PLASTIC MATERIALS NES	123 251	10 822	6 064
831 TRAVEL GOODS, HANDBAGS	2 104	10 188	5 679	591 PESTICIDES, DISINFECTANTS	44 971	56 073	31 802
842 MENS OUTERWEAR NOT KNIT	16 168	65 437	36 503	592 STARCH, INULIN, GLUTEN, ETC	102 996	26 325	14 599
843 WOMENS OUTERWEAR NONKNIT	1 069	6 707	3 698	598 MISC CHEMICAL PRODS NES	265 661	222 532	124 367
844 UNDERWEAR NOT KNIT	220	1 441	808	611 LEATHER	21 875	12 547	7 005
845 OUTERWEAR KNIT NONELASTIC	561	2 685	1 483	612 LEATHER ETC MANUFACTURES	1 065	4 511	2 552
846 UNDERWEAR KNITTED	133	720	400	613 FUR SKINS TANNED, DRESSED	84	5 582	3 086
847 TEXTILE CLOTHING ACCESSORIES NES	3 008	21 409	11 965	621 MATERIALS OF RUBBER	1 601	1 818	1 024
848 HEADGEAR, NONTEXTILE CLOTHING	846	6 358	3 499	625 RUBBER TYRES, TUBES	106 654	87 452	48 699
851 FOOTWEAR	1 369	4 819	2 659	628 RUBBER ARTICLES NES	1 779	9 876	5 502
871 OPTICAL INSTRUMENTS	6 661	103 650	58 007	633 CORK MANUFACTURES	54	162	88
872 MEDICAL INSTRUMENTS NES	17 573	177 626	99 271	634 VENEERS, PLYWOOD, ETC	12 382	3 882	2 204
873 METERS & COUNTERS NES	369	2 904	1 612	635 WOOD MANUFACTURES NES	4 255	4 613	2 578
874 MEASURING, CONTROLLING INSTR	19 229	429 004	238 690	641 PAPER AND PAPERBOARD	117 447	42 397	23 737
881 PHOTO APPAR & EQUIPMENT NES	22 650	580 439	324 266	642 ARTICLES OF PAPER ETC	16 629	13 904	7 722
882 PHOTO, CINEMA SUPPLIES	118 586	467 112	260 228	651 TEXTILE YARN AND THREAD	36 205	71 779	40 146
883 DEVELOPED CINEMA FILM	4	237	135	652 COTTON FABRICS, WOVEN	3 380	21 154	11 832
884 OPTICAL GOODS NES	8 533	254 610	142 235	653 WOVEN MAN-MADE FIB FABRIC	2 249	12 994	7 307
885 WATCHES AND CLOCKS	5 475	180 472	100 891	654 OTH WOVEN TEXTILE FABRIC	2 116	22 624	12 638
892 PRINTED MATTER	23 600	53 858	30 095	655 KNIT ETC FABRICS	865	4 589	2 548
893 ARTICLES OF PLASTIC NES	19 110	61 878	34 504	656 LACE, RIBBONS, TULLE, ETC	134	1 880	1 063
894 TOYS, SPORTING GOODS, ETC	27 218	137 084	76 607	657 SPECIAL TEXTILE ETC PROD	26 551	31 410	17 559
895 OFFICE SUPPLIES NES	17 059	91 121	50 684	658 TEXTILE ARTICLES NES	1 489	11 613	6 459
896 WORKS OF ART ETC	119	2 123	1 171	659 FLOOR COVERINGS ETC	5 709	6 247	3 489
897 GOLD, SILVER WARE, JEWELRY	179	28 848	15 952	661 CEMENT ETC BUILDING PROD	5 836	958	537
898 MUSICAL INSTRUMENTS, PTS	182 130	632 833	354 370	662 CLAY, REFRACTORY BLDG PRD	41 112	8 184	4 566
899 OTHER MANUFACTURED GOODS	30 793	86 870	48 417	663 OTH NONMETAL MINERAL MFS	7 448	11 328	6 332
941 ZOO ANIMALS, PETS	3	90	50	664 GLASS	21 833	33 817	18 976
951 WAR FIREARMS, AMMUNITION	36	193	104	665 GLASSWARE	13 398	33 334	18 576
961 COIN NONGOLD, NONCURRENT		67	39	666 POTTERY	3 648	12 079	6 792
971 GOLD, NON MONETARY NES		1 170	650	667 PEARL, PREC-, SEMI-P STONE			
EXPORTS	9 122 149	10 544 532	5 903 410	671 PIG IRON ETC	19 833	5 473	3 042
001 LIVE ANIMALS	196	1 571	881	672 IRON, STL PRIMARY FORMS	5 372	265	157
012 MEAT DRIED, SALTED, SMOKED	38	65	37	673 IRON AND STEEL SHAPES	106 656	6 745	4 041
014 MEAT PREPD, PRSVD, NES ETC	1 261	1 251	702	674 IRN, STL UNIV, PLATE, SHEET	59 133	9 712	5 449
022 MILK AND CREAM	74 357	22 447	12 987	675 IRON, STEEL HOOP, STRIP	16 438	4 924	2 733
024 CHEESE AND CURD	56 540	16 201	9 048	676 RAILWAY RAILS ETC IRN, STL	5 083	718	389
025 EGGS, BIRDS, FRESH, PRSVD	5 100	2 507	1 401	677 IRN, STL WIRE EXCL W ROD	635	4 102	2 300
034 FISH FRESH, CHILLED, FROZEN	280	1 966	1 098	678 IRON, STL TUBES, PIPES, ETC	3 789	2 825	1 560
035 FISH SALTED, DRIED, SMOKED	1 889	1 823	1 027	681 SILVER, PLATINUM, ETC	40	51 518	28 816
037 FISH ETC PREPD PRSVD NES	5 734	4 290	2 407	682 COPPER EXC CEMENT COPPER	5 554	4 506	2 548
044 MAIZE UNMILLED	861	277	154	683 NICKEL	3 756	6 473	3 639
045 CEREALS NES UNMILLED	1 779 979	19 844	10 959	684 ALUMINIUM	129 315	49 960	27 959
048 CEREAL ETC PREPARATIONS	435 556	21 606	11 973	686 ZINC	1 241	1 570	883
054 VEG ETC FRSH, SMPLY PRSVD	33 502	39 113	21 792	689 NON-FER BASE METALS NES	3 604	17 342	9 688
056 VEGETABLES ETC PRSVD, PREPD	2 335	639	361	691 STRUCTURES AND PARTS NES	5 293	8 768	4 935
057 FRUIT, NUTS, FRESH, DRIED	257	359	200	692 METAL TANKS, BOXES, ETC	1 506	2 886	1 619
058 FRUIT PRESERVED, PREPARED	4 468	1 748	989	693 WIRE PRODUCTS NON ELECTR	469	1 074	601
061 SUGAR AND HONEY	161 622	21 006	11 762	694 STL, COPPER NAILS, NUTS, ETC	2 029	3 586	1 999
062 SUGAR PREPS NON-COCOA	3 442	1 899	1 054	695 TOOLS	7 283	49 577	27 659
071 COFFEE AND SUBSTITUTES	9 580	21 131	11 719	696 CUTLERY	3 040	40 918	22 800
072 COCOA	21 012	16 634	9 356	697 BASE MTL HOUSEHOLD EQUIP	6 552	11 186	6 248
073 CHOCOLATE AND PRODUCTS	14 965	12 696	7 057	699 OTHER METAL MANUFACTURES	33 364	68 778	38 516
074 TEA AND MATE	96	141	79	711 STEAM BOILERS & AUX PLNT	503	2 424	1 340
075 SPICES	695	1 817	713	712 STEAM ENGINES, TURBINES	190	1 043	596
081 FEEDING STUFF FOR ANIMALS	74 869	22 120	12 247	713 INTRNL COMBUS PISTN ENGN	13 347	42 618	23 821
089 EDIBLE PRODUCTS, PREPS NES	17 055	14 359	8 015	714 ENGINES & MOTORS NES	96	5 199	2 856
111 NON-ALCOHOL BEVERAGES NES	17 523	2 983	1 620	716 ROTATING ELECTRIC PLANT	3 024	11 448	6 379
112 ALCOHOLIC BEVERAGES	102 854	45 203	25 160	718 OTH POWER GENERATG MACHY	238	7 206	4 091
122 TOBACCO MFRS	19	165	93	721 AGRIC MACHY, EXC TRACTORS	24 588	21 607	11 935
211 HIDES, SKINS, UNDRESSED	519	232	132	722 TRACTORS NON-ROAD	17 764	19 863	11 083
212 FUR SKINS UNDRESSED	2	306	167	723 CIVIL ENGINEERING EQUIP ETC	20 869	23 200	12 986
233 RUBBER, SYNTHETIC, RECLAIMED	51 984	15 574	8 738	724 TEXTILE, LEATHER MACHNRY	47 028	198 597	110 820
245 FUEL WOOD NES, CHARCOAL	471	205	117	725 PAPER ETC MILL MACHINERY	12 664	58 539	32 827
247 OTH WOOD ROUGH, SQUARED	4 665	745	413	726 PRINTING, BINDING MACHY, PTS	54 243	249 843	139 661
248 WOOD SHAPED	5 916	2 512	1 436	727 FOOD MACHY NON-DOMESTIC	6 851	36 815	20 587
251 PULP AND WASTE PAPER	4 455	576	323	728 OTH MACHY FOR SPCL INDUS	38 977	200 786	112 209
261 SILK	2 320	1 841	1 038	736 MACHINE TOOLS FOR METAL	25 004	136 963	76 514
263 COTTON	1 992	418	231	737 METALWORKING MACHNRY NES	3 394	21 008	12 246
266 SYNTHETIC FIBRE TO SPIN	6 737	4 590	2 604	741 HEATING, COOLING EQUIPMENT	18 036	97 818	54 684
268 WOOL (EXC TOPS), ANML HAIR	2 105	1 609	889	742 PUMPS FOR LIQUIDS ETC	4 546	25 962	14 568
273 STONE, SAND AND GRAVEL	6 146	224	126	743 PUMPS NES, CENTRIFUGES ETC	9 866	60 298	33 602
277 NATURAL ABRASIVES NES	93	1 025	574	744 MECHANICAL HANDLING EQU	13 489	26 857	15 052
278 OTHER CRUDE MINERALS	67 313	2 588	1 449	745 NONELEC MACHY, TOOLS NES	20 549	128 518	72 179
287 BASE METAL ORES, CONC NES	10 546	5 718	3 200	749 NONELEC MACH PTS, ACC NES	24 781	117 100	65 492
288 NONFERROUS METAL SCRAP NES	23 108	4 843	2 712	751 OFFICE MACHINES	1 233	10 079	5 606
291 CRUDE ANIMAL MATERIALS NES	3 970	18 871	10 642	752 AUTOMATIC DATA PROC EQUIP	1 234	33 187	18 521
292 CRUDE VEG MATERIALS NES	4 930	12 294	6 954	759 OFFICE & ADP MCH PTS, ACC	1 291	42 672	23 708
322 COAL, LIGNITE, PEAT	6 232	300	166	761 TELEVISION RECEIVERS	52	470	258
334 PETROLEUM PRODUCTS, REFIN	48 548	15 386	8 609	762 RADIO BROADCAST RECEIVERS	9	125	69
335 RESIDUAL PETROLEUM PROD NES	6 555	753	416	763 SOUND RECORDERS, PHONOGRAPHS	436	4 837	2 692
411 ANIMAL OILS AND FATS	88	98	53	764 TELECOM EQUIP, PTS, ACC NES	1 110	15 101	8 415
431 PROCESSED ANML VEG OIL, ETC	8 032	1 668	927	771 ELECTRIC POWER MACHY NES	765	6 456	3 644
511 HYDROCARBONS NES, DERIVS	109 634	21 527	12 017	772 SWITCHGEAR ETC & PTS NES	9 625	95 648	53 368
512 ALCOHOLS, PHENOLS, ETC	223 892	52 792	29 531	773 ELECTRIC DISTRIBUTING MACH	996	4 557	2 557
513 ORGANIC ACIDS, ETC	199 430	60 630	33 838	774 ELECTRO-MEDICAL, XRAY EQUIP	4 143	79 370	44 909
514 NITROGEN-FUNCTION COMPOUNDS	219 564	212 428	118 714	775 HOUSEHOLD TYPE EQUIP NES	19 422	79 937	44 865
515 ORG-INORG COMPOUNDS ETC	93 856	218 904	122 208	776 TRANSISTORS, VALVES, ETC	1 022	51 069	28 657
516 OTHER ORGANIC CHEMICALS	75 018	56 080	31 286	778 ELECTRICAL MACHINERY NES	65 477	139 122	77 443
522 INORG ELEMENTS, OXIDES, ETC	144 206	99 813	55 715	781 PASS MOTOR VEH EXC BUSES	926 772	3 021 003	1 699 517
523 OTHER INORGANIC CHEMICALS	345 126	69 328	38 512	782 LORRIES, SPCL MTR VEH NES	10 817	18 940	10 614
524 RADIOACTIVE ETC MATERIAL	791	137 679	75 973	783 ROAD MOTOR VEHICLES NES	3 739	12 225	6 895
531 SYNTH DYE, NAT INDIGO, LAKES	71 242	203 579	113 630	784 MOTOR VEHCL PTS, ACC NES	91 423	275 950	153 816
532 DYES NES, TANNING PRODS	39 194	12 172	6 778	785 MOTOR & OTHER CYCLES ETC	5 143	22 804	12 877
533 PIGMENTS, PAINTS, ETC	92 119	64 164	35 818	786 VEH NES NONMOTR, TRAILERS	5 983	5 697	3 173
541 MEDICINAL ETC PRODUCTS	57 483	802 359	448 906	791 RAILWAY VEHICLES	7 910	24 609	13 704
551 ESSENTIAL OIL, PERFUME, ETC	3 021	9 641	5 351	792 AIRCRAFT	159	7 320	4 076
553 PERFUMERY, COSMETICS, ETC	21 674	29 387	16 383	793 SHIPS AND BOATS	493	1 557	875
554 SOAPS, CLEANING ETC PREPS	54 978	25 182	14 037	812 PLUMBING, HEATING, LIGHTING EQUI	4 002	9 057	5 043
562 FERTILIZERS MANUFACTURED	884 002	24 686	13 910	821 FURNITURE	55 092	100 788	56 317
582 PROD OF CONDENSATION ETC	149 754	128 014	71 348	831 TRAVEL GOODS, HANDBAGS	966	29 432	16 394
583 PROD OF POLYMERIZING ETC	137 298	75 185	42 024	842 MENS OUTERWEAR NOT KNIT	211	4 124	2 291
				843 WOMENS OUTERWEAR NONKNIT	601	24 098	13 520
				844 UNDERWEAR NOT KNIT	8	296	162

7 IMPORTS AND EXPORTS (SPECIAL TRADE) BY COUNTRIES OF PRODUCTION AND CONSUMPTION AND BY GROUPS OF THE SITC-REV. II 1987

GROUP DESCRIPTION	DT * 100 KG	1 000 DM	1 000 \$	GROUP DESCRIPTION	DT * 100 KG	1 000 DM	1 000 \$
845 OUTERWEAR KNIT NONELASTC	291	8 343	4 628	677 IRN,STL WIRE EXCL W ROD	2 032	1 055	587
846 UNDERWEAR KNITTED	241	6 285	3 528	678 IRON,STL TUBES,PIPES,ETC	9 759	4 543	2 533
847 TXTL CLTHNG ACCESRYS NES	145	3 747	2 072	682 COPPER EXC CEMENT COPPER	489	655	386
848 HEADGEAR,NONTXTL CLOTHNG	447	18 377	10 201	684 ALUMINIUM	64	76	42
851 FOOTWEAR	924	5 129	2 884	687 TIN	202	254	151
871 OPTICAL INSTRUMENTS	1 243	41 721	23 264	689 NON-FER BASE METALS NES	79	175	96
872 MEDICAL INSTRUMENTS NES	4 440	109 192	61 197	691 STRUCTURES AND PARTS NES	652	270	148
873 METERS & COUNTERS NES	265	4 831	2 694	692 METAL TANKS,BOXES,ETC	321	565	310
874 MEASURING,CONTROLLNG INSTR	9 879	211 773	118 620	693 WIRE PRODUCTS NON ELECTR	1 079	435	236
881 PHOTO APPAR & EQUIPT NES	2 785	84 854	30 716	694 STL,COPPR NAILS,NUTS,ETC	73 699	27 039	15 087
882 PHOTO,CINEMA SUPPLIES	2 873	11 405	6 376	695 TOOLS	156 208	91 501	50 989
883 DEVELOPED CINEMA FILM	11	224	126	696 CUTLERY	13 656	18 038	10 064
884 OPTICAL GOODS NES	580	43 465	24 274	697 BASE MTL HOUSEHOLD EQUIP	92 527	40 405	22 536
885 WATCHES AND CLOCKS	826	22 420	12 637	699 OTHER METAL MANUFACTURES	67 558	41 662	23 280
892 PRINTED MATTER	18 942	60 500	33 865	713 INTRNL COMBUS PISTN ENGN	131	293	163
893 ARTICLES OF PLASTIC NES	12 512	33 511	18 746	716 ROTATING ELECTRIC PLANT	2 610	11 767	6 498
894 TOYS,SPORTING GOODS,ETC	18 673	48 524	27 020	718 OTH POWER GENERATG MACHY	265	161	90
895 OFFICE SUPPLIES NES	3 810	36 325	20 385	721 AGRIC MACHY,EXC TRACTORS	129	107	57
896 WORKS OF ART ETC	159	16 418	9 282	724 TEXTILE,LEATHER MACHNRY	32 707	50 547	28 478
897 GOLD,SILVER WARE,JEWELRY	263	32 546	18 189	725 PAPER ETC MILL MACHINERY	40	62	35
898 MUSICAL INSTRUMENTS,PTS	8 361	88 781	49 516	726 PRINTG,BKBDNG MACHY,PTS	82	205	115
899 OTHER MANUFACTURED GOODS	1 751	25 697	14 378	728 OTH MACHY FOR SPCL INDUS	7 003	7 388	4 112
941 ZOO ANIMALS,PETS	3	158	89	736 MACHINE TOOLS FOR METAL	64 836	47 028	26 232
951 WAR FIREARMS,AMMUNITION	27	233	132	737 METALWORKING MACHNRY NES	509	738	416
961 COIN NONGOLD,NONCURRENT	10	284	157	741 HEATING,CODLING EQUIPMNT	136	353	194
971 GOLD,NON MONETARY NES	24	47 842	26 095	742 PUMPS FOR LIQUIDS ETC	495	866	478
972 GOLD COIN		697	382	743 PUMPS NES,CENTRFUGES ETC	15 368	11 537	6 372
				744 MECHANICAL HANDLING EQU	29 654	9 494	5 258
TAIWAN				745 NONELEC MACHY,TOOLS NES	11 382	14 626	8 160
IMPORTS	3 515 169	4 284 433	2 388 541	749 NONELEC MACH PTS,ACC NES	6 816	12 273	6 788
034 FISH FRESH,CHILLED,FROZN	4 666	2 557	1 435	751 OFFICE MACHINES	6 218	35 784	20 062
036 SHELL FISH FRESH,FRCZN	1 704	1 206	670	752 AUTOMTIC DATA PROC EQUIP	64 631	383 580	216 605
037 FISH ETC PREPD PRSVD NES	14 413	6 980	3 863	759 OFFICE & ADP MCH PTS,ACC	15 074	135 572	75 823
048 CEREAL ETC PREPARATIONS	1 035	468	261	761 TELEVISION RECEIVERS	9 216	29 183	16 166
054 VEG ETC FRSH,SMPLY PRSVD	54 804	15 534	8 615	762 RADIO BROADCAST RECEIVRS	111 412	213 947	120 075
056 VEGTBLES ETC PRSVD,PREPD	163 767	50 676	28 137	763 SOUND RECORDRS,PHONOGRPH	12 848	49 539	27 642
057 FRUIT,NUTS,FRESH,DRIED	699	361	198	764 TELECOM EQPT,PTS,ACC NES	66 081	100 675	56 159
068 FRUIT PRESERVED,PREPARED	7 048	2 021	1 117	771 ELECTRIC POWER MACHY NES	8 589	33 367	18 638
061 SUGAR AND HONEY	213	242	139	772 SWITCHGEAR ETC & PTS NES	12 186	47 248	26 376
062 SUGAR PREPS NON-COCOA	1 361	1 814	1 008	773 ELECTR DISTRIBUTING MACH	15 151	22 793	12 727
074 TEA AND MATE	908	1 128	624	774 ELECTRO-MEDCL,XRAY EQUIP	3	79	44
081 FEEDING STUFF FOR ANIMLS	669	409	228	775 HOUSEHOLD TYPE EQUIP NES	4 887	8 902	4 927
098 EDIBLE PRODUCTS,PREPS NES	2 354	928	513	776 TRANSISTORS,VALVES,ETC	12 203	222 533	123 786
112 ALCOHOLIC BEVERAGES	248	130	72	778 ELECTRICAL MACHINERY NES	43 469	116 429	64 850
121 TOBACCO UNMNFCTRD,REFUSE	700	113	62	781 PASS MOTOR VEH EXC BUSES	68	73	38
232 NATURAL RUBBER GUMS	384	63	35	784 MOTOR VEHCL PTS,ACC NES	4 552	3 015	1 682
233 RUBBER,SYNTHTIC,RECLAIMD	18 458	3 443	1 933	785 MOTOR & OTHER CYCLES ETC	41 104	27 323	15 180
251 PULP AND WASTE PAPER	216	80	44	786 VEH NES NONMOTR,TRAILERS	5 671	2 785	1 551
263 COTTON	46	62	33	792 AIRCRAFT	14	105	56
266 SYNTHETIC FIBRE TO SPIN	27 797	6 402	3 536	793 SHIPS AND BOATS	15 177	11 352	6 213
278 OTHER CRUDE MINERALS	7 846	249	138	812 PLUMBNG,HEATNG,LGHTNG EQU	16 676	21 856	12 205
282 IRON AND STEEL SCRAP	2 638	262	146	821 FURNITURE	88 666	44 011	24 544
288 NONFER METAL SCRAP NES	370	55	30	831 TRAVEL GOODS,HANDBAGS	123 068	164 529	91 391
291 CRUDE ANIMAL MTRIALS NES	3 490	3 925	2 184	842 MENS OUTERWEAR NOT KNIT	42 689	118 237	65 469
292 CRUDE VEG MATERIALS NES	5 575	3 918	2 170	843 WOMENS OUTERWEAR NONKNIT	42 877	173 630	96 472
411 ANIMAL OILS AND FATS	1 871	265	147	844 UNDERWEAR NOT KNIT	19 617	61 100	33 829
511 HYDROCARBONS NES,DERIVS	23	60	34	845 UNDERWEAR KNIT NONELASTC	59 102	227 123	125 734
512 ALCOHOLS,PHENOLS,ETC	93	202	119	846 UNDERWEAR KNITTED	12 458	41 060	22 835
513 ORGANIC ACIDS,ETC	11 260	1 882	1 031	847 TXTL CLTHNG ACCESRYS NES	10 758	29 358	16 386
514 NITROGEN-FUNCTN COMPOUNDS	12 576	4 468	2 480	848 HEADGEAR,NONTXTL CLOTHNG	23 347	40 667	22 728
515 ORG-INORG COMPOUNDS ETC	1 453	3 595	1 981	851 FOOTWEAR	149 948	322 387	178 474
516 OTHER ORGANIC CHEMICALS	1 721	2 267	1 272	871 OPTICAL INSTRUMENTS	652	1 610	914
522 INORG ELEMNTS,OXIDES,ETC	20 549	1 836	1 020	872 MEDICAL INSTRUMENTS NES	510	1 387	777
523 OTHR INORGANIC CHEMICALS	1 571	389	219	873 METERS & COUNTERS NES	340	1 361	762
524 RADIOACTIVE ETC MATERIAL	1	272	162	874 MEASURING,CONTROLLNG INSTR	4 547	18 894	10 558
531 SYNT DYE,NAT INDOGO,LAKES	83	131	76	881 PHOTO APPAR & EQUIPT NES	2 285	18 733	10 524
533 PIGMENTS,PAINTS,ETC	21	52	31	882 PHOTO,CINEMA SUPPLIES	59	665	358
541 MEDICINAL ETC PRODUCTS	4 337	14 719	8 291	884 OPTICAL GOODS NES	3 816	18 792	10 475
551 ESSENTL OIL,PERFUME,ETC	43	63	34	885 WATCHES AND CLOCKS	3 804	18 100	10 106
553 PERFUMERY,COSMETICS,ETC	3 063	5 790	3 257	892 PRINTED MATTER	2 772	3 624	1 978
572 EXPLOSIVES,PYROTECH PROD	303	319	174	893 ARTICLES OF PLASTIC NES	116 211	92 868	51 856
582 PROD OF CONDENSATION ETC	5 144	2 216	1 233	894 TOYS,SPORTING GOODS,ETC	280 883	286 797	159 947
583 PROD OF POLYMERIZING ETC	36 364	13 929	7 631	895 OFFICE SUPPLIES NES	3 378	6 159	3 453
584 CELLULOSE DERIVATIVES ETC	1 492	477	265	896 WORKS OF ART ETC	514	963	535
585 PLASTIC MATERIALS NES	1 860	1 302	735	897 GOLD,SILVER WARE,JEWELRY	2 712	25 417	14 164
592 STARCH,INULIN,GLUTEN,ETC	732	532	292	898 MUSICAL INSTRUMENTS,PTS	8 176	17 402	9 738
598 MISC CHEMICAL PRODS NES	10 298	1 290	718	899 OTHER MANUFACTURED GOODS	96 431	108 690	60 630
611 LEATHER	1 357	4 028	2 259	951 WAR FIREARMS,AMMUNITION	21	132	73
612 LEATHER ETC MANUFACTURES	2 144	10 918	6 054				
621 MATERIALS OF RUBBER	930	498	279	EXPORTS	5 272 742	2 664 607	1 489 181
625 RUBBER TYRES,TUBES	38 602	20 829	11 552	001 LIVE ANIMALS	17	278	155
628 RUBBER ARTICLES NES	11 435	8 541	4 772	014 MEAT PREPD,PRSVD,NES ETC	173	579	322
634 VENEERS,PLYWOOD,ETC	48 922	11 368	6 330	022 MILK AND CREAM	11 973	2 419	1 402
635 WOOD MANUFACTURES NES	26 099	22 369	12 500	034 FISH FRESH,CHILLED,FROZN	16	2 312	1 300
641 PAPER AND PAPERBOARD	184	144	79	037 FISH ETC PREPD PRSVD NES	34	120	66
642 ARTICLES OF PAPER ETC	8 146	8 445	4 721	048 CEREAL ETC PREPARATIONS	811	412	228
651 TEXTILE YARN AND THREAD	31 008	17 447	9 840	054 VEG ETC FRSH,SMPLY PRSVD	603	388	213
652 COTTON FABRICS,WOVEN	18 323	21 529	11 993	056 VEGTBLES ETC PRSVD,PREPD	180	101	56
653 WOVN MAN-MADE FIB FABRIC	60 247	58 761	32 737	058 FRUIT PRESERVED,PREPARED	4 495	1 009	568
654 OTH WOVEN TEXTILE FABRIC	6 586	4 031	2 237	061 SUGAR AND HONEY	6 617	848	469
655 KNIT ETC FABRICS	950	1 200	656	062 SUGAR PREPS NON-COCOA	2 102	946	533
656 LACE,RIBBONS,TULLE,ETC	695	3 905	2 184	071 COFFEE AND SUBSTITUTES	1 748	2 612	1 443
657 SPECIAL TEXTILE ETC PROD	8 025	7 386	4 136	072 COCOA	178	106	58
658 TEXTILE ARTICLES NES	16 952	21 858	12 201	073 CHOCOLATE AND PRODUCTS	263	340	200
659 FLOOR COVERINGS ETC	1 853	566	314	074 TEA AND MATE	97	100	54
661 CEMENT ETC BUILDING PROD	51 853	12 443	6 923	081 FEEDING STUFF FOR ANIMLS	49 439	5 345	2 976
662 CLAY,REFRACTORY BLDG PRO	7 993	1 122	625	098 EDIBLE PRODCTS,PREPS NES	11 211	1 645	911
663 OTH NONMETAL MINERAL MFS	4 025	2 787	1 537	111 NON-ALCOHL BEVERAGES NES	2 377	382	216
664 GLASS	5 111	2 874	1 599	112 ALCOHOLIC BEVERAGES	163 396	24 784	13 715
665 GLASSWARE	8 452	12 822	7 106	122 TOBACCO MFRS	1 477	3 998	2 214
666 POTTERY	99 204	63 577	35 525	211 HIDES,SKINS,UNDRESSED	497	168	96
667 PEARL,PREC-,SEMI-P STONE				233 RUBBER,SYNTHTIC,RECLAIMD	20 782	6 466	3 575
672 IRON,STL PRIMARY FORMS	458 290	77 451	42 618	247 OTH WOOD ROUGH,SQUARED	1 189	134	73
				248 WOOD SHAPED	2 373	700	393

7 IMPORTS AND EXPORTS (SPECIAL TRADE) BY COUNTRIES OF PRODUCTION AND CONSUMPTION AND BY GROUPS OF THE SITC-REV. II 1987

GROUP DESCRIPTION	DT * 100 KG	1 000 DM	1 000 \$	GROUP DESCRIPTION	DT * 100 KG	1 000 DM	1 000 \$
251 PULP AND WASTE PAPER	339 380	7 974	4 429	737 METALWORKING MACHNRY NES	6 173	6 389	3 515
263 COTTON	1 588	442	239	741 HEATING, COOLING EQUIPMNT	17 531	54 204	30 268
266 SYNTHETIC FIBRE TO SPIN	36 654	9 301	5 180	742 PUMPS FOR LIQUIDS ETC	3 535	18 058	10 185
268 WOOL(EXC TOPS), ANML HAIR	466	407	239	743 PUMPS NES, CENTRIFUGES ETC	10 597	35 751	19 973
273 STONE SAND AND GRAVEL	1 130	105	55	744 MECHANICAL HANDLING EQU	16 617	33 969	18 996
278 OTHER CRUDE MINERALS	11 234	1 140	633	745 NONELEC MACHY, TOOLS NES	6 545	25 709	14 378
287 BASE METAL ORES, CONC NES	566	163	90	749 NONELEC MACH. PTS, ACC NES	11 258	42 102	23 724
288 NONFERR METAL SCRAP NES	72 580	6 265	3 506	751 OFFICE MACHINES	291	1 309	724
291 CRUDE ANIMAL MTRIALS NES	3 505	4 260	2 361	752 AUTOMTIC DATA PROC EQUIP	200	7 324	4 047
292 CRUDE VEG MATERIALS NES	438	441	240	755 OFFICE & ADP MCH PTS, ACC	3 255	38 940	21 797
334 PETROLEUM PRODUCTS, REFIN	67 753	24 646	13 668	761 TELEVISION RECEIVERS	1 348	4 669	2 572
335 RESIDUAL PETRLM PROD NES	6 188	820	453	762 RADIO BROADCAST RECEIVRS	249	2 086	1 179
423 FIXED VEG OILS, SOFT	15 417	1 032	565	763 SOUND RECORDRS, PHONOGRPH	127	851	469
424 FIXED VEG OIL NONSOFT	223	108	62	764 TELECOM EQPT, PTS, ACC NES	2 539	36 150	20 084
431 PROCESD ANML VEG OIL, ETC	22 834	3 865	2 133	771 ELECTRIC POWER MACHY NES	3 844	9 210	5 137
511 HYDROCARBONS NES, DERIVS	117 075	9 753	5 598	772 SWITCHGEAR ETC & PTS NES	5 771	33 801	18 975
512 ALCOHOLS, PHENOLS, ETC	826 507	103 171	58 118	773 ELECTR DISTRIBUTING MACH	1 410	3 099	1 741
513 ORGANIC ACIDS, ETC	130 533	22 640	12 632	774 ELECTRO-MEDCL, XRAY EQUIP	837	17 476	9 655
514 NITROGEN-FUNCTN COMPOUNDS	82 601	38 080	21 136	775 HOUSEHOLD TYPE EQUIP NES	1 357	3 005	1 686
515 ORG-INORG COMPOUNDS ETC	7 411	11 571	6 434	776 TRANSISTORS, VALVES, ETC	8 630	140 276	78 178
516 OTHER ORGANIC CHEMICALS	58 538	9 831	5 504	778 ELECTRICAL MACHINERY NES	12 525	25 996	14 481
522 INORG ELEMNTS, OXIDES, ETC	89 729	36 710	20 448	781 PASS MOTOR VEH EXC BUSES	97 048	238 705	134 337
523 OTHR INORGANIC CHEMICALS	230 618	25 937	14 453	782 LORRIES, SPCL MTR VEH NES	772	2 173	1 217
524 RADIOACTIVE ETC MATERIAL	1	381	213	783 ROAD MOTOR VEHICLES NES	769	1 011	548
531 SVNT DYE, NAT INDOG, LAKES	25 002	69 988	38 656	784 MOTOR VEHCL PTS, ACC NES	12 872	31 421	17 652
532 DYES NES, TANNING PRODS	65 328	11 826	6 548	785 MOTOR & OTHER CYCLES ETC	1 053	1 665	933
533 PIGMENTS, PAINTS, ETC	58 921	37 645	21 029	786 VEH NES NONMOTR, TRAILERS	8 431	3 768	2 101
541 MEDICINAL ETC PRODUCTS	8 263	34 935	19 525	791 RAILWAY VEHICLES	41	106	59
551 ESSENTL OIL, PERFUME, ETC	793	2 718	1 513	792 AIRCRAFT	71	12 543	7 156
553 PERFUMERY, COSMETICS, ETC	821	1 889	1 053	793 SHIPS AND BOATS	330 236	8 963	5 096
554 SOAPS CLEANING ETC PREPS	31 016	11 625	6 457	801 INDUSTRIAL PLANT, CHAP 90	2	1 673	913
562 FERTILIZERS MANUFACTURED	18 936	1 544	852	802 INDUSTRIAL PLANT, CHAP 94	90	471	257
572 EXPLOSIVES, PYROTECH PROD	91	79	42	812 PLUMB, HEATING, LIGHTNG EQU	645	1 401	782
582 PROD OF CONDENSATION ETC	81 894	49 236	27 363	821 FURNITURE	4 078	6 067	3 373
583 PROD OF POLYMERIZING ETC	164 271	40 633	22 855	831 TRAVEL GOODS, HANDBAGS	40	305	175
584 CELLULOSE DERIVATIVES ETC	22 231	12 500	6 920	843 WOMENS OUTERWEAR NONKNIT	14	926	505
585 PLASTIC MATERIALS NES	4 541	437	241	845 OUTERWEAR KNIT NONELASTC	10	422	230
591 PESTICIDES, DISINFECTANTS	9 877	11 597	6 393	846 UNDERWEAR KNITTED	9	108	59
592 STARCH, INULIN, GLUTEN, ETC	594 397	15 044	8 335	847 TXTL CLTHNG ACCESSRYS NES	8	167	94
598 MISC CHEMICAL PRODS NES	165 165	68 084	37 938	848 HEADGEAR, NONTXTL CLOTHNG	73	1 556	877
605 INDUSTRIAL PLANT, CHAP 73	659	716	389	851 FOOTWEAR	215	559	315
611 LEATHER	3 431	2 271	1 276	871 OPTICAL INSTRUMENTS	92	3 328	1 876
612 LEATHER ETC MANUFACTURES	1 135	3 202	1 780	872 MEDICAL INSTRUMENTS NES	411	17 148	9 573
621 MATERIALS OF RUBBER	842	1 756	977	873 METERS & COUNTERS NES	166	1 177	652
625 RUBBER TYRES, TUBES	4 448	3 118	1 744	874 MEASURING, CONTROLNG INSTR	3 286	65 930	36 726
628 RUBBER ARTICLES NES	335	1 400	783	881 PHOTO APPAR & EQUIPT NES	697	5 911	3 285
634 VENEERS, PLYWOOD, ETC	4 203	2 354	1 311	882 PHOTO, CINEMA SUPPLIES	1 398	1 928	955
635 WOOD MANUFACTURES NES	1 802	486	270	883 DEVELOPED CINEMA FILM	2	61	33
641 PAPER AND PAPERBOARD	25 605	5 391	2 987	884 OPTICAL GOODS NES	54	3 649	2 025
642 ARTICLES OF PAPER ETC	12 717	9 568	5 346	885 WATCHES AND CLOCKS	297	2 712	1 514
651 TEXTILE YARN AND THREAD	3 051	4 185	2 384	892 PRINTED MATTER	1 229	4 039	2 233
652 COTTON FABRICS, WOVEN	2 398	10 882	6 056	893 ARTICLES OF PLASTIC NES	3 249	6 217	3 456
653 WOVN MAN-MADE FIB FABRIC	1 132	4 242	2 382	894 TOYS, SPORTING GOODS, ETC	380	1 104	615
654 OTH WOVN TEXTILE FABRIC	9 886	8 128	4 534	895 OFFICE SUPPLIES NES	1 112	4 498	2 496
655 KNIT ETC FABRICS	146	877	487	897 GOLD, SILVER WARE, JEWELRY	714	897	388
656 LACE, RIBBONS, TULLE, ETC	61	246	1 135	898 MUSICAL INSTRUMENTS, PTS	1 365	6 086	3 399
657 SPECIAL TEXTILE ETC PROD	3 964	6 555	3 732	899 OTHER MANUFACTURED GOODS	300	2 551	1 421
658 TEXTILE ARTICLES NES	97	603	329	941 ZOO ANIMALS, PETS	25	128	71
659 FLOOR COVERINGS ETC	1 545	1 571	911	951 WAR FIREARMS, AMMUNITION	38	131	72
662 CLAY, REFRACTORY BLDG PRD	80 863	10 833	6 035	971 GOLD, NON MONETARY NES	1	76	44
663 OTH NONMETAL MINERAL MFS	13 736	13 645	7 862				
664 GLASS	13 725	5 165	2 869	HONG KONG			
665 GLASSWARE	1 023	2 135	1 208	IMPORTS	1 339 486	4 259 551	2 369 017
666 POTTERY	49	179	95				
667 PEARL, PREC-, SEMI-P STONE	0	0	0	034 FISH FRESH, CHILLED, FROZN	56	729	408
671 PIG IRON ETC	2 867	1 508	836	035 FISH SALTED, DRIED, SMOKED	30	103	56
672 IRON, STL PRIMARY FORMS	223 674	38 792	22 183	036 SHELL FISH FRESH, FROZEN	99	175	95
673 IRON AND STEEL SHAPES	166 478	9 612	5 274	037 FISH ETC PREPD PRSVD NES	154	89	49
674 IRN, STL UNIV, PLATE, SHEET	55 838	9 093	5 115	045 CEREALS NES UNMILLED	313	128	75
675 IRON, STEEL HOOP, STRIP	30 421	6 959	3 877	048 CEREAL ETC PREPARATIONS	1 047	364	197
676 RAILWAY RAILS ETC IRN, STL	3 139	662	369	054 VEG ETC FRSH, SMPLY PRSVD	1 015	229	128
677 IRN, STL WIRE EXCL W ROD	1 317	1 152	648	056 VEGTBLES ETC PRSVD, PREPD	2 141	637	355
678 IRON, STL TUBES, PIPES, ETC	26 469	3 669	2 104	058 FRUIT PRESERVED, PREPARED	3 939	1 170	656
681 SILVER, PLATINUM, ETC	84	1 771	982	062 SUGAR PREPS NON-COCOA	129	102	57
682 COPPER EXC CEMENT COPPER	48 884	26 834	15 050	098 EDIBLE PRODCTS, PREPS NES	3 747	1 121	619
683 NICKEL	725	1 588	881	212 FUR SKINS UNRESSED	3	168	93
684 ALUMINIUM	40 072	25 200	14 083	222 SEEDS FOR SOFT/FIXED OIL	1 027	188	101
686 ZINC	5 662	1 009	555	223 SEEDS FOR OTH FIXED OILS	429	65	37
687 TIN	40	125	69	248 WOOD SHAPED	1 354	242	132
689 NON-FER BASE METALS NES	534	1 970	1 101	263 COTTON	1 135	155	85
691 STRUCTURES AND PARTS NES	3 540	8 242	4 584	268 WOOL(EXC TOPS), ANML HAIR	101	623	359
692 METAL TANKS, BOXES, ETC	391	903	616	269 WASTE OF TEXTILE FABRICS	10 711	602	339
693 WIRE PRODUCTS NON ELECTR	296	1 111	425	289 PREC METAL ORE, WASTE NES	0	0	0
694 STL COPPR NAILS, NUTS, ETC	423	751	7 514	291 CRUDE ANIMAL MTRIALS NES	1 307	1 175	655
695 TOOLS	2 585	13 430	7 734	292 CRUDE VEG MATERIALS NES	3 428	1 946	1 079
696 CUTLERY	135	1 309	523	334 PETROLEUM PRODUCTS, REFIN	123	104	56
697 BASE MTL HOUSEHOLD EQUIP	1 027	932	4 124	424 FIXED VEG OIL NONSOFT	98	56	33
699 OTHER METAL MANUFACTURES	3 938	7 331	2 919	513 ORGANIC ACIDS, ETC	430	82	46
700 INDUSTRIAL PLANT, CHAP 84	1 641	5 286	1 08	514 NITROGEN-FUNCTN COMPOUNDS	305	133	82
703 INDUSTRIAL PLANT, CHAP 85	90	194	1 651	515 ORG-INORG COMPOUNDS ETC	648	179	101
711 STEAM BOILERS & AUX PLNT	2 520	2 975	2 289	522 INORG ELEMNTS, OXIDES, ETC	7 086	1 628	894
712 STEAM ENGINES, TURBINES	675	4 103	9 471	531 SVNT DYE, NAT INDOG, LAKES	97	97	55
713 INTRNL COMBUS PISTN ENGN	1 936	17 136	358	533 PIGMENTS, PAINTS, ETC	41	68	37
714 ENGINES & MOTORS NES	113	660	6 056	541 MEDICINAL ETC PRODUCTS	184	594	328
716 ROTATING ELECTRIC PLANT	3 185	10 858	652	551 ESSENTL OIL, PERFUME, ETC	156	191	106
718 OTH POWER GENERATG MACHY	187	1 133	1 555	553 PERFUMERY, COSMETICS, ETC	51	111	64
721 AGRIC MACHY, EXC TRACTORS	1 697	2 807	1 145	554 SOAPS, CLEANING ETC PREPS	256	249	138
722 TRACTORS NON-ROAD	1 972	2 073	2 209	572 EXPLOSIVES, PYROTECH PROD	160	102	60
723 CIVIL ENGINEER EQUIP ETC	2 307	3 906	226 301	582 PROD OF CONDENSATION ETC	2 527	1 314	761
724 TEXTILE, LEATHER MACHNRY	145 782	405 239	10 492	583 PROD OF POLYMERIZING ETC	578	287	162
725 PAPER ETC MILL MACHINERY	5 627	18 339	17 584	598 MISC CHEMICAL PRODS NES	3 384	433	245
726 PRINTG, BKBINDG MACHY, PTS	7 898	31 273	3 925	611 LEATHER	25	142	81
727 FOOD MACHRY NON-DOMESTIC	1 474	7 046	52 118	612 LEATHER ETC MANUFACTURES	154	416	230
728 OTH MACHY FOR SPCL INDUS	27 362	93 516	26 933	613 FUR SKINS TANNED, DRESSED	109	623	345
736 MACHINE TOOLS FOR METAL	15 863	48 359					

7 IMPORTS AND EXPORTS (SPECIAL TRADE) BY COUNTRIES OF PRODUCTION AND CONSUMPTION AND BY GROUPS OF THE SITC-REV. II 1987

GROUP DESCRIPTION	DT * 100 KG	1 000 DM	1 000 \$	GROUP DESCRIPTION	DT * 100 KG	1 000 DM	1 000 \$
621 MATERIALS OF RUBBER	92	322	177	024 CHEESE AND CURD	234	241	133
626 RUBBER ARTICLES NES	438	576	322	025 EGGS, BIRDS, FRESH, PRSRVD	1 398	198	108
635 WOOD MANUFACTURES NES	3 664	1 963	1 096	034 FISH FRESH, CHILLED, FROZEN	17	764	423
642 ARTICLES OF PAPER ETC	6 426	4 867	2 695	036 SHELL FISH FRESH, FROZEN	30	61	34
651 TEXTILE YARN AND THREAD	253	714	393	037 FISH ETC PREPD PRSRVD NES	88	574	321
652 COTTON FABRICS, WOVEN	7 781	8 679	4 851	048 CEREAL ETC PREPARATIONS	9 029	1 615	902
653 WOVN MAN-MADE FIB FABRIC	399	791	448	054 VEG ETC FRSH, SMPLY PRSRVD	377	722	399
654 OTH WOVEN TEXTILE FABRIC	179	1 725	978	056 VEGTBLES ETC PRSRVD, PREPD	636	184	105
655 KNIT ETC FABRICS	266	470	262	057 FRUIT, NUTS, FRESH, DRIED	1 032	701	403
656 LACE, RIBBONS, TULLE, ETC	335	2 042	1 147	058 FRUIT PRESERVED, PREPARED	2 777	1 971	1 091
657 SPECIAL TEXTILE ETC PROD	159	447	257	061 SUGAR AND HONEY	90 858	3 406	1 884
658 TEXTILE ARTICLES NES	13 896	29 517	16 421	062 SUGAR PREPS NON-COCOA	3 971	2 115	1 184
659 FLOOR COVERINGS ETC	1 441	2 827	1 574	071 COFFEE AND SUBSTITUTES	2 018	2 115	1 171
661 CEMENT ETC BUILDING PROD	138	62	37	073 CHOCOLATE AND PRODUCTS	933	1 233	693
664 GLASS	4 330	3 114	1 733	075 SPICES	84	110	62
665 GLASSWARE	3 686	1 996	1 123	081 FEEDING STUFF FOR ANIMLS	4 283	2 575	1 434
666 POTTERY	2 660	2 207	1 236	098 EDIBLE PRODUCTS, PREPS NES	3 749	3 205	1 789
667 PEARL, PREC-, SEMI-P STONE	•	•	•	111 NON-ALCOHL BEVERAGES NES	1 195	120	67
671 PIG IRON ETC	731	579	318	112 ALCOHOLIC BEVERAGES	37 779	6 652	3 707
681 SILVER, PLATINUM, ETC	231	8 750	4 819	122 TOBACCO MFRS	1 286	2 514	1 415
682 COPPER EXC CEMENT COPPER	166	314	174	211 HIDES, SKINS, UNDRRESSED	4 477	1 481	832
684 ALUMINIUM	183	80	44	212 FUR SKINS UNDRRESSED	13	722	412
686 ZINC	3 012	451	265	233 RUBBER, SYNTHETIC, RECLAIMD	9 988	2 564	1 443
687 TIN	670	843	466	248 WOOD SHAPED	880	141	81
689 NON-FER BASE METALS NES	1 648	836	463	263 COTTON	7 005	1 394	765
692 METAL TANKS, BOXES, ETC	2 019	771	446	267 OTHER MAN-MADE FIBRES	28 479	11 760	6 540
694 STL, COPPR NAILS, NUTS, ETC	4 616	3 915	2 182	273 STONE, SAND AND GRAVEL	3 850	131	72
695 TOOLS	14 280	11 445	6 359	274 SULPHUR ETC	1 263	75	41
696 CUTLERY	8 123	10 348	5 761	278 OTHER CRUDE MINERALS	47 043	732	409
697 BASE MTL HOUSEHOLD EQUIP	24 921	23 040	12 990	287 BASE METAL ORES, CONC NES	1 030	227	126
699 OTHER METAL MANUFACTURES	15 540	15 164	8 422	291 CRUDE ANIMAL MTRIALS NES	416	2 185	1 221
714 ENGINES & MOTORS NES	39	724	400	292 CRUDE VEG MATERIALS NES	529	501	280
716 ROTATING ELECTRIC PLANT	16 934	45 698	25 365	334 PETROLEUM PRODUCTS, REFIN	28 003	8 347	4 664
723 CIVIL ENGINEER EQUIP ETC	136	723	137	335 RESIDUAL PETRLM PROD NES	1 314	305	173
724 TEXTILE, LEATHER MACHNRY	249	758	417	423 FIXED VEG OILS, SOFT	517 625	33 504	18 809
725 PAPER ETC MILL MACHINERY	387	612	334	431 PROCESD ANML VEG OIL, ETC	6 537	1 177	645
726 PRINTG, BKBINDG MACHY, PTS	198	1 002	553	511 HYDROCARBONS NES, DERIVS	11 225	3 487	1 947
727 FOOD MACHRY NON-DOMESTIC	146	182	101	512 ALCOHOLS, PHENOLS, ETC	10 868	2 749	1 513
728 OTH MACHRY FOR SPCL INDUS	183	700	391	513 ORGANIC ACIDS, ETC	209 720	33 199	18 414
736 MACHINE TOOLS FOR METAL	70	222	124	514 NITROGEN-FUNCTN COMPOUNDS	9 020	5 673	3 133
737 METALWORKING MACHNRY NES	3 419	5 667	3 154	515 ORG-INORG COMPOUNDS ETC	4 336	7 487	4 145
741 HEATING, COOLING EQUIPMNT	1 514	2 272	1 246	516 OTHER ORGANIC CHEMICALS	6 281	6 057	3 407
742 PUMPS FOR LIQUIDS ETC	84	243	133	522 INORG ELEMTS, OXIDES, ETC	74 955	10 331	5 740
743 PUMPS NES, CENTRIFUGES ETC	1 661	1 858	1 024	523 OTHR INORGANIC CHEMICALS	44 869	43 178	24 042
744 MECHANICAL HANDLING EQU	339	141	80	531 SYNT DYE, NAT INDGO, LAKES	42 287	116 190	64 573
745 NONELEC MACHY, TOOLS NES	2 975	5 200	2 942	532 DYES NES, TANNING PRODS	22 869	4 947	2 757
749 NONELEC MACH PTS, ACC NES	1 096	2 136	1 177	533 PIGMENTS, PAINTS, ETC	19 796	18 335	10 221
751 OFFICE MACHINES	13 880	68 690	38 388	541 MEDICINAL ETC PRODUCTS	10 441	54 724	30 445
752 AUTOMATIC DATA PROC EQUIP	19 267	186 815	105 047	551 ESSENTL OIL, PERFUME, ETC	2 069	5 888	3 288
759 OFFICE & ADP MCH PTS, ACC	3 128	28 262	15 766	553 PERFUMERY, COSMETICS, ETC	6 486	10 552	5 943
761 TELEVISION RECEIVERS	10 385	27 818	15 852	554 SOAPS, CLEANING ETC PREPS	44 789	14 848	8 255
762 RADIO BROADCAST RECEIVERS	54 178	129 213	72 330	562 FERTILIZERS MANUFACTURED	27 921	966	539
763 SOUND RECORDRS, PHONOGRPH	9 823	39 114	21 763	572 EXPLOSIVES, PYROTECH PROD	68	126	71
764 TELECOM EQPT, PTS, ACC NES	10 182	32 766	18 305	582 PROD OF CONDENSATION ETC	123 993	72 518	40 170
771 ELECTRIC POWER MACHY NES	11 545	36 681	20 390	583 PROD OF POLYMERIZING ETC	296 110	70 289	39 272
772 SWITCHGEAR ETC & PTS NES	7 357	26 704	14 946	584 CELLULOSE DERIVATIVES ETC	5 689	3 448	1 914
773 ELECTR DISTRIBUTING MACH	436	845	472	585 PLASTIC MATERIALS NES	1 306	276	151
774 ELECTRO-MEDCL, XRAY EQUIP	77	284	138	591 PESTICIDES, DISINFECTANTS	755	1 029	573
775 HOUSEHOLD TYPE EQUIP NES	48 764	107 734	60 133	592 STARCH, INULIN, GLUTEN, ETC	14 087	5 436	3 017
776 TRANSISTORS, VALVES, ETC	1 578	88 620	49 286	598 MISC CHEMICAL PRODS NES	88 844	44 587	24 838
778 ELECTRICAL MACHINERY NES	10 862	32 429	18 022	611 LEATHER	9 557	16 213	9 077
784 MOTOR VEHCL PTS, ACC NES	199	315	172	612 LEATHER ETC MANUFACTURES	146	606	335
785 MOTOR & OTHER CYCLES ETC	31	70	38	613 FUR SKINS TANNED, DRESSED	222	14 943	8 196
786 VEH NES NONMOTR, TRAILERS	3 984	785	416	621 MATERIALS OF RUBBER	9 073	3 584	1 955
792 AIRCRAFT	•	174	95	625 RUBBER TYRES, TUBES	1 295	1 056	550
793 SHIPS AND BOATS	150	91	51	628 RUBBER ARTICLES NES	390	2 244	1 255
812 PLUMBING, HEATING, LGHTNG EQU	10 906	12 967	7 253	634 VENEERS, PLYWOOD, ETC	1 250	532	296
821 FURNITURE	4 106	4 520	2 514	635 WOOD MANUFACTURES NES	1 544	958	540
831 TRAVEL GOODS, HANDBAGS	38 074	65 338	36 222	641 PAPER AND PAPERBOARD	162 322	22 331	12 487
842 MENS OUTERWEAR NOT KNIT	144 741	432 728	238 836	642 ARTICLES OF PAPER ETC	27 081	12 579	7 009
843 WOMENS OUTERWEAR NONKNIT	140 637	695 131	385 457	651 TEXTILE YARN AND THREAD	3 376	6 040	3 373
844 UNDERWEAR NOT KNIT	67 694	259 071	143 777	652 COTTON FABRICS, WOVEN	5 657	21 655	12 119
845 OUTERWEAR KNIT NONELASTC	110 733	585 906	326 012	653 WOVN MAN-MADE FIB FABRIC	4 854	19 486	10 912
846 UNDERWEAR KNITTED	54 014	205 580	114 020	654 OTH WOVEN TEXTILE FABRIC	702	5 186	2 922
847 TXTL CLTHNG ACCESRY NES	12 471	29 938	16 638	655 KNIT ETC FABRICS	1 206	5 375	3 010
848 HEADGEAR, NONTXTL CLOTHNG	21 941	68 488	38 090	656 LACE, RIBBONS, TULLE, ETC	723	3 549	1 980
851 FOOTWEAR	16 733	23 269	12 852	657 SPECIAL TEXTILE ETC PROD	14 180	33 335	18 672
871 OPTICAL INSTRUMENTS	976	8 676	4 809	658 TEXTILE ARTICLES NES	611	2 749	1 523
872 MEDICAL INSTRUMENTS NES	2 603	4 739	2 623	659 FLOOR COVERINGS ETC	910	895	499
873 METERS & COUNTERS NES	48	214	116	661 CEMENT ETC BUILDING PROD	1 079	560	310
874 MEASURING, CONTROLNG INSTR	2 239	16 049	8 992	662 CLAY, REFRACTORY BLDG PRD	60 201	8 409	4 704
881 PHOTO APPAR & EQUIPT NES	4 878	38 743	21 650	663 OTH NONMETAL MINERAL MFS	3 785	4 721	2 648
882 PHOTO, CINEMA SUPPLIES	708	4 886	2 742	664 GLASS	49 182	8 781	4 932
883 DEVELOPED CINEMA FILM	4	253	141	665 GLASSWARE	3 466	6 519	3 622
884 OPTICAL GOODS NES	1 857	7 869	4 373	666 POTTERY	1 283	3 038	1 709
885 WATCHES AND CLOCKS	17 537	245 176	137 225	667 PEARL, PREC-, SEMI-P STONE	•	•	•
892 PRINTED MATTER	17 862	13 033	7 238	671 PIG IRON ETC	242	54	31
893 ARTICLES OF PLASTIC NES	80 122	58 025	32 263	672 IRON, STL PRIMARY FORMS	151 074	5 136	3 054
894 TOYS, SPORTING GOODS, ETC	98 357	122 349	68 166	673 IRON AND STEEL SHAPES	10 572	1 181	658
895 OFFICE SUPPLIES NES	2 115	2 703	1 496	674 IRN, STL UNIV. PLATE, SHEET	81 186	13 500	7 565
896 WORKS OF ART ETC	514	2 622	1 467	675 IRON, STEEL HOOP, STRIP	18 810	5 136	2 877
897 GOLD, SILVER WARE, JEWELRY	5 472	72 432	40 380	676 RAILWAY RAILS ETC IRN, STL	230	202	114
898 MUSICAL INSTRUMENTS, PTS	35 284	51 669	28 517	677 IRN, STL WIRE EXCL W ROD	1 275	586	334
899 OTHER MANUFACTURED GOODS	23 127	34 184	18 991	678 IRON, STL TUBES, PIPES, ETC	8 375	2 310	1 291
941 ZOO ANIMALS, PETS	33	353	197	681 SILVER, PLATINUM, ETC	187	4 807	2 538
961 COIN NONGOLD, NONCURRENT	•	•	•	682 COPPER EXC CEMENT COPPER	36 285	37 330	20 904
971 GOLD, NON MONETARY NES	•	•	•	683 NICKEL	210	401	224
972 GOLD COIN	•	64	34	684 ALUMINIUM	7 796	5 416	3 003
				685 LEAD	261	67	36
EXPORTS	2 965 947	2 196 566	1 226 136	686 ZINC	2 731	923	514
011 MEAT FRESH, CHILLD, FROZEN	35 322	5 187	2 901	689 NON-FER BASE METALS NES	6	83	44
012 MEAT DRIED, SALTED, SMOKED	90	131	75	691 STRUCTURES AND PARTS NES	13 382	18 470	10 262
014 MEAT PREPD, PRSRVD, NES ETC	472	949	532	692 METAL TANKS, BOXES, ETC	343	342	192
022 MILK AND CREAM	4 590	427	235	693 WIRE PRODUCTS NON ELECTR	4 638	1 752	979
				694 STL, COPPR NAILS, NUTS, ETC	1 484	1 683	931

7 IMPORTS AND EXPORTS (SPECIAL TRADE) BY COUNTRIES OF PRODUCTION AND CONSUMPTION AND BY GROUPS OF THE SITC-REV. II 1987

GROUP DESCRIPTION	DT * 100 KG	1 000 DM	1 000 \$	GROUP DESCRIPTION	DT * 100 KG	1 000 DM	1 000 \$
695 TOOLS	2 324	14 980	8 380	EXPORTS	1 776	3 850	2 127
696 CUTLERY	425	4 559	2 547				
697 BASE MTL HOUSEHOLD EQUIP	14 897	24 814	13 915	512 ALCOHOLS, PHENOLS, ETC	540	141	84
699 OTHER METAL MANUFACTURES	2 763	14 519	8 237	531 SYNT DYE, NAT INDGO, LAKES	9	58	31
700 INDUSTRIAL PLANT, CHAP 84	30	66	36	541 MEDICINAL ETC PRODUCTS	33	100	55
711 STEAM BOILERS & AUX PLNT	4 412	4 410	2 461	582 PROD OF CONDENSATION ETC	25	72	39
713 INTRNL COMBUS PISTN ENGN	1 587	10 496	5 936	651 TEXTILE YARN AND THREAD	61	215	125
714 ENGINES & MOTORS NES	17	269	147	681 SILVER, PLATINUM, ETC		106	57
716 ROTATING ELECTRIC PLANT	1 426	8 278	4 636	724 TEXTILE, LEATHER MACHNRY	358	1 221	672
718 OTH POWER GENERATG MACHY	312	1 102	621	726 PRINTG, BKBINDG MACHY, PTS	53	126	69
721 AGRIC MACHY, EXC TRACTORS	18	90	49	744 MECHANICAL HANDLING EQU	122	425	234
723 CIVIL ENGINEERG EQUIP ETC	6 260	12 514	7 013	764 TELECOM EQPT, PTS, ACC NES	2	173	96
724 TEXTILE, LEATHER MACHNRY	27 439	116 536	64 841	772 SWITCHGEAR ETC & PTS NES	108	265	145
725 PAPER ETC MILL MACHINERY	4 091	9 545	5 330	778 ELECTRICAL MACHINERY NES	27	291	162
726 PRINTG, BKBINDG MACHY, PTS	11 548	35 709	20 040				
727 FOOD MACHRY NON-DOMESTIC	298	1 425	791	AUSTRALIA			
728 OTH MACHRY FOR SPCL INDUS	13 102	37 578	20 981				
736 MACHINE TOOLS FOR METAL	1 587	7 793	4 355	IMPORTS	84 632 199	1 829 395	1 022 855
737 METALWORKING MACHNRY NES	3 065	10 364	5 675				
741 HEATING, COOLING EQUIPMNT	3 855	10 593	5 886	011 MEAT FRESH, CHILLD, FROZEN	69 877	39 984	22 266
742 PUMPS FOR LIQUIDS ETC	6 116	15 692	8 787	014 MEAT PREPD, PRSVD, NES ETC	334	894	540
743 PUMPS NES, CENTRIFUGES ETC	5 065	13 332	7 431	034 FISH FRESH, CHILLED, FROZN	1 558	1 896	1 046
744 MECHANICAL HANDLING EQU	15 020	23 302	13 293	036 SHELL, FISH FRESH, FROZEN	38	136	82
745 NONELEC MACHY, TOOLS NES	2 148	5 692	5 380	037 FISH ETC PREPD PRSVD NES	53	149	82
749 NONELEC MACH PTS, ACC NES	7 789	27 225	15 168	043 BARLEY UNMILLED	43 566	1 306	710
751 OFFICE MACHINES	2 692	9 645	5 400	045 CEREALS NES UNMILLED	4 446	230	125
752 AUTOMATIC DATA PROC EQUIP	602	12 625	6 985	054 VEG ETC FRSH, SMPLY PRSVD	519 442	23 412	12 802
759 OFFICE & ADP MCH PTS, ACC	276	4 329	2 412	056 VEGTBLES ETC PRSVD, PREPD	2 640	626	348
761 TELEVISION RECEIVERS	785	2 325	1 300	057 FRUIT, NUTS, FRESH, DRIED	225 168	52 740	29 508
762 RADIO BROADCAST RECEIVRS	377	3 073	1 710	058 FRUIT PRESERVED, PREPARED	47 077	7 117	3 956
763 SOUND RECORDRS, PHONOGRPH	384	1 863	1 041	061 SUGAR AND HONEY	31 820	5 493	3 076
764 TELECOM EQPT, PTS, ACC NES	987	8 900	4 965	081 FEEDING STUFF FOR ANIMLS	5 263	218	120
771 ELECTRIC POWER MACHY NES	2 968	3 744	2 097	098 EDIBLE PRODCTS, PREPS NES	59	114	62
772 SWITCHGEAR ETC & PTS NES	5 912	31 948	17 764	112 ALCOHOLIC BEVERAGES	1 355	442	247
773 ELECTR DISTRIBUTING MACH	5 318	4 895	2 725	211 HIDES, SKINS, UNDRESSED	82 725	20 371	11 361
774 ELECTRO-MEDCL, XRAY EQUIP	260	5 460	3 024	212 FUR SKINS UNDRESSED	885	8 295	4 577
775 HOUSEHOLD TYPE EQUIP NES	8 357	18 866	10 516	222 SEEDS FOR SOFT-FIXED OIL	55 234	3 089	1 707
776 TRANSISTORS, VALVES, ETC	3 179	76 947	42 920	223 SEEDS FOR OTH FIXED OILS	49 674	3 575	1 969
778 ELECTRICAL MACHINERY NES	16 795	43 068	24 177	248 WOOD SHAPED	4 095	428	235
781 PASS MOTOR VEH EXC BUSES	40 213	131 595	73 948	263 COTTON	96 569	20 990	11 829
782 LORRIES, SPCL MTR VEH NES	1 920	4 168	2 309	268 WOOL (EXC TOPS), ANML HAIR	437 067	362 193	203 565
783 ROAD MOTOR VEHICLES NES	1 845	2 804	1 616	273 STONE, SAND AND GRAVEL	1 477	98	55
784 MOTOR VEHCL PTS, ACC NES	7 728	30 824	17 234	277 NATURAL ABRASIVES NES	3 600	113	63
785 MOTOR & OTHER CYCLES ETC	59	74	43	278 OTHER CRUDE MINERALS	91 762	3 372	1 914
786 VEH NES NONMOTR, TRAILERS	1 686	1 317	728	281 IRON ORE, CONCENTRATES	56 173 240	267 090	148 632
791 RAILWAY VEHICLES	9 763	16 008	8 973	282 IRON AND STEEL SCRAP	3 820	332	182
792 AIRCRAFT	21	1 602	904	287 BASE METAL ORES, CONC NES	14 399 485	300 386	167 510
793 SHIPS AND BOATS	37	491	268	288 NONFERR METAL SCRAP NES	59 911	2 149	1 176
812 PLUMBGG, HEATING, LGHTNG EQU	3 523	8 064	4 502	289 PREC METAL ORE, WASTE NES	308	1 308	720
821 FURNITURE	13 521	14 996	8 470	291 CRUDE ANIMAL MTRIALS NES	10 587	20 085	11 127
831 TRAVEL GOODS, HANDBAGS	662	15 539	8 675	292 CRUDE VEG MATERIALS NES	532 954	20 234	11 209
842 MENS OUTERWEAR NOT KNIT	169	2 829	1 571	322 COAL, LIGNITE, PEAT	11 276 458	86 034	47 932
843 WOMENS OUTERWEAR NONKNIT	335	10 254	5 626	334 PETROLEUM PRODUCTS, REFIN	123	116	65
844 UNDERWEAR NOT KNIT	26	513	286	335 RESIDUAL PETRLM PROD NES	744	132	71
845 OUTERWEAR KNIT NONELASTC	172	4 251	2 334	411 ANIMAL OILS AND FATS	24 336	1 399	764
846 UNDERWEAR KNITTED	34	606	332	424 FIXED VEG OIL NONSOFT	5 111	907	488
847 TXTL CLTHNG ACCESSRYS NES	292	2 111	1 185	431 PROCCSD ANML VEG OIL, ETC	5 195	374	208
848 HEADGEAR, NONTXTL CLOTHNG	109	2 846	1 596	516 OTHER ORGANIC CHEMICALS	35	91	49
851 FOOTWEAR	584	4 295	2 445	522 INORG ELEMNTS, OXIDES, ETC	21 858	795	443
871 OPTICAL INSTRUMENTS	107	4 928	2 760	524 RADIOACTIVE ETC MATERIAL	6 987	81 137	46 887
872 MEDICAL INSTRUMENTS NES	308	9 375	5 207	541 MEDICINAL ETC PRODUCTS	175	1 832	1 014
873 METERS & COUNTERS NES	52	448	257	551 ESSENTL OIL, PERFUME, ETC	89	195	109
874 MEASURNG, CONTROLING INSTR	1 677	25 392	14 119	553 PERFUMERY, COSMETICS, ETC	12	66	37
881 PHOTO APPAR & EQUIPT NES	1 864	17 372	9 733	583 PROD OF POLYMERIZING ETC	325	148	82
882 PHOTO, CINEMA SUPPLIES	13 114	13 405	7 542	598 MISC CHEMICAL PRODS NES	40	918	507
883 DEVELOPED CINEMA FILM	5	89	50	611 LEATHER	2 176	1 320	726
884 OPTICAL GOODS NES	153	18 122	10 092	612 LEATHER ETC MANUFACTURES	155	770	436
885 WATCHES AND CLOCKS	516	84 839	47 553	613 FUR SKINS TANNED, DRESSED	26	231	126
892 PRINTED MATTER	3 886	5 847	3 263	625 RUBBER TYRES, TUBES	932	841	477
893 ARTICLES OF PLASTIC NES	10 487	13 536	7 550	628 RUBBER ARTICLES NES	13	71	40
894 TOYS, SPORTING GOODS, ETC	3 035	4 788	2 668	634 VENEERS, PLYWOOD, ETC	289	128	72
895 OFFICE SUPPLIES NES	2 299	12 888	7 190	635 WOOD MANUFACTURES NES	310	62	33
896 WORKS OF ART ETC	11	1 182	656	651 TEXTILE YARN AND THREAD	1 941	2 375	1 329
897 GOLD, SILVER WARE, JEWELRY	91	16 420	9 214	658 TEXTILE ARTICLES NES	10	70	39
898 MUSICAL INSTRUMENTS, PTS	2 438	11 982	6 648	663 OTH NONMETAL MINERAL MFS	518	290	162
899 OTHER MANUFACTURED GOODS	2 161	9 772	5 468	664 GLASS	4 092	3 199	1 767
951 WAR FIREARMS, AMMUNITION	273	953	527	665 GLASSWARE	11	67	38
971 GOLD, NON MONETARY NES	19	26 224	14 511	667 PEARL, PREC-, SEMI-P STONE			
MACAO				674 IRN, STL UNIV, PLATE, SHEET	1 740	154	84
IMPORTS	112 245	339 753	188 796	678 IRON, STL TUBES, PIPES, ETC	2 283	1 817	991
				681 SILVER, PLATINUM, ETC	50	2 222	1 233
658 TEXTILE ARTICLES NES	16	112	60	682 COPPER EXC CEMENT COPPER	72 647	22 133	12 311
666 POTTERY	389	267	153	683 NICKEL	48 052	36 871	20 591
762 RADIO BROADCAST RECEIVRS	504	1 121	632	684 ALUMINIUM	25 079	5 965	3 267
763 SOUND RECORDRS, PHONOGRPH	14	68	38	685 LEAD	35 217	4 013	2 228
812 PLUMBGG, HEATING, LGHTNG EQU	138	115	62	687 TIN	1 000	1 241	681
821 FURNITURE	93	127	70	694 STL, COPPR NAILS, NUTS, ETC	157	137	73
831 TRAVEL GOODS, HANDBAGS	442	1 290	720	695 TOOLS	297	1 671	921
842 MENS OUTERWEAR NOT KNIT	18 419	42 690	23 635	699 OTHER METAL MANUFACTURES	3 761	2 398	1 332
843 WOMENS OUTERWEAR NONKNIT	17 574	50 826	28 136	713 INTRNL COMBUS PISTN ENGN	100 968	149 160	82 722
844 UNDERWEAR NOT KNIT	11 813	31 569	17 539	714 ENGINES & MOTORS NES	23	3 572	1 997
845 OUTERWEAR KNIT NONELASTC	30 127	136 856	76 222	716 ROTATING ELECTRIC PLANT	28	193	103
846 UNDERWEAR KNITTED	10 217	39 675	22 044	718 OTH POWER GENERATG MACHY	9	291	162
847 TXTL CLTHNG ACCESSRYS NES	2 317	6 525	3 631	721 AGRIC MACHY, EXC TRACTORS	507	87	46
848 HEADGEAR, NONTXTL CLOTHNG	331	862	483	723 CIVIL ENGINEERG EQUIP ETC	575	641	353
871 OPTICAL INSTRUMENTS	665	1 980	1 104	724 TEXTILE, LEATHER MACHNRY	107	59	35
881 PHOTO APPAR & EQUIPT NES	99	514	286	727 FOOD MACHRY NON-DOMESTIC	179	654	361
894 TOYS, SPORTING GOODS, ETC	18 565	23 950	13 291	728 OTH MACHY FOR SPCL INDUS	187	533	299
896 WORKS OF ART ETC	7	199	115	736 MACHINE TOOLS FOR METAL	305	348	192
898 MUSICAL INSTRUMENTS, PTS	32	119	69	737 METALWORKING MACHNRY NES	12	304	170
899 OTHER MANUFACTURED GOODS	174	513	292	741 HEATING, COOLING EQUIPMNT	57	279	155
				742 PUMPS FOR LIQUIDS ETC	51	274	151
				743 PUMPS NES, CENTRIFUGES ETC	172	321	178
				744 MECHANICAL HANDLING EQU	32	102	55
				745 NONELEC MACHY, TOOLS NES	84	497	272

7 IMPORTS AND EXPORTS (SPECIAL TRADE) BY COUNTRIES OF PRODUCTION AND CONSUMPTION AND BY GROUPS OF THE SITC-REV. II 1987

GROUP DESCRIPTION	DT = 100 KG	1 000 DM	1 000 \$	GROUP DESCRIPTION	DT = 100 KG	1 000 DM	1 000 \$
749 NONELEC MACH PTS,ACC NES	1 435	2 458	1 372	621 MATERIALS OF RUBBER	6 397	5 831	3 275
751 OFFICE MACHINES	59	59C	330	625 RUBBER TYRES TUBES	33 398	22 119	12 284
752 AUTOMATIC DATA PROC EQUIP	186	4 574	2 528	628 RUBBER ARTICLES NES	5 356	12 946	7 195
759 OFFICE & ADP MCH PTS,ACC	108	4 342	2 397	633 CORK MANUFACTURES	330	1 175	648
763 SOUND RECORDRS,PHONOGRPH	2	281	162	634 VENEERS,PLYWOOD,ETC	6 303	3 024	1 691
764 TELECOM EQPT,PTS,ACC NES	61	676	384	635 WOOD MANUFACTURES NES	1 720	986	553
771 ELECTRIC POWER MACHY NES	6	136	71	641 PAPER AND PAPERBOARD	532 778	121 756	67 846
772 SWITCHGEAR ETC & PTS NES	67	1 203	655	642 ARTICLES OF PAPER ETC	4 679	5 830	3 229
773 ELECTR DISTRIBUTING MACH	122	272	149	651 TEXTILE YARN AND THREAD	13 189	18 841	10 551
774 ELECTRO-MEDCL,XRAY EQUIP	50	524	296	652 COTTON FABRICS,WOVEN	3 105	11 758	6 590
776 TRANSISTORS,VALVES,ETC	3	105	62	653 WOVN MAN-MADE FIB FABRIC	2 943	12 341	6 872
778 ELECTRICAL MACHINERY NES	3 478	7 440	4 085	654 OTH WOVEN TEXTILE FABRIC	467	2 579	1 455
784 MOTOR VEHCL PTS,ACC NES	2 335	1 573	873	655 KNIT ETC FABRICS	349	1 674	937
785 MOTOR & OTHER CYCLES ETC	171	336	186	656 LACE,RIBBONS,TULLE,ETC	389	1 572	876
791 RAILWAY VEHICLES	491	70	38	657 SPECIAL TEXTILE ETC PROD	9 409	19 217	10 703
792 AIRCRAFT	14	797	451	658 TEXTILE ARTICLES NES	340	1 619	909
793 SHIPS AND BOATS	119	179	98	659 FLOOR COVERINGS ETC	463	789	439
821 FURNITURE	126	282	150	661 CEMENT ETC BUILDING PROD	1 150	253	143
842 MENS OUTERWEAR NOT KNIT	25	262	145	662 CLAY,REFRACTORY BLDG PRD	59 648	8 465	4 739
843 WOMENS OUTERWEAR NONKNIT	9	233	132	663 OTH NONMETAL MINERAL MFS	26 213	16 769	9 429
845 OUTERWEAR KNIT NONELASTC	81	601	353	664 GLASS	66 134	15 374	8 562
848 HEADGEAR,NONTXTL CLOTHNG	73	602	333	665 GLASSWARE	10 862	11 329	6 331
871 OPTICAL INSTRUMENTS	4	409	233	666 POTTERY	4 548	7 828	4 379
872 MEDICAL INSTRUMENTS NES	41	597	331	667 PEARL,PREC-,SEMI-P STONE	.	.	.
874 MEASURING,CONTROLLING INSTR	258	14 870	8 771	671 PIG IRON ETC	8 617	1 528	850
881 PHOTO APPAR & EQUIPT NES	8	333	184	672 IRON,STL PRIMARY FORMS	763 828	63 745	34 914
882 PHOTO,CINEMA SUPPLIES	220	2 641	1 477	673 IRON AND STEEL SHAPES	14 538	3 951	2 213
883 DEVELOPED CINEMA FILM	2	73	39	674 IRN,STL UNIV,PLATE,SHEET	26 737	4 969	2 792
884 OPTICAL GOODS NES	200	3 022	1 680	675 IRON,STEEL HOOP,STRIP	16 772	4 496	2 503
892 PRINTED MATTER	365	913	519	676 RAILWAY RAILS ETC IRN,STL	476	446	245
893 ARTICLES OF PLASTIC NES	320	374	217	677 IRN,STL WIRE EXCL W ROD	1 617	501	280
894 TOYS,SPORTING GOODS,ETC	1 392	2 516	1 394	678 IRON,STL TUBES,PIPES,ETC	21 221	5 566	3 125
896 WORKS OF ART ETC	14	972	540	679 IRN,STL CASTINGS UNWORKE	949	212	116
898 MUSICAL INSTRUMENTS,PTS	115	890	498	681 SILVER,PLATINUM,ETC	128	1 641	909
899 OTHER MANUFACTURED GOODS	34	10 157	5 691	682 COPPER EXC CEMENT COPPER	12 260	6 909	3 867
951 WAR FIREARMS,AMMUNITION	210	223	122	683 NICKEL	1 228	2 598	1 460
961 COIN NONGOLD,NONCURRENT	10	225	135	684 ALUMINIUM	13 059	13 343	7 483
971 GOLD,MON MONETARY NES	44	80 377	44 715	686 ZINC	968	400	226
972 GOLD COIN	13	39 502	22 441	689 NON-FER BASE METALS NES	5	132	68
EXPORTS	4 376 293	3 458 461	1 933 869	691 STRUCTURES AND PARTS NES	9 802	8 616	4 883
001 LIVE ANIMALS	99	172	93	692 METAL TANKS,BOXES,ETC	3 031	1 809	1 069
014 MEAT PREPD PRSVD,NES ETC	378	380	210	693 WIRE PRODUCTS NON ELECTR	1 279	1 022	570
024 CHEESE AND CURD	11 117	8 810	4 941	694 STL,COPPR NAILS,NUTS,ETC	6 612	5 969	3 324
034 FISH FRESH,CHILLED,FROZN	82	82	45	695 TOOLS	23 531	57 911	31 978
037 FISH ETC PREPD PRSVD NES	4 297	3 514	1 964	696 CUTLERY	1 717	8 616	4 804
048 CEREAL ETC PREPARATIONS	7 980	3 614	2 016	697 BASE MTL HOUSEHOLD EQUIP	4 622	8 494	4 757
054 VEG ETC FRSH,SMPLY PRSVD	191	73	42	699 OTHER METAL MANUFACTURES	35 779	47 208	26 489
056 VEGETABLES ETC PRSVD,PREPD	3 945	1 964	1 106	700 INDUSTRIAL PLANT,CHAP 84	20 435	31 301	17 252
057 FRUIT,NUTS,FRESH,DRIED	287	481	269	703 INDUSTRIAL PLANT,CHAP 85	198	5 457	2 987
058 FRUIT PRESERVED,PREPARED	2 046	1 436	811	711 STEAM BOILERS & AUX PLNT	445	1 220	665
061 SUGAR AND HONEY	2 276	279	156	712 STEAM ENGINES,TURBINES	54	1 000	558
062 SUGAR PREPS NON-COCOA	1 370	765	425	713 INTARNL COMBUS PISTN ENGN	48 080	96 676	53 965
071 COFFEE AND SUBSTITUTES	5 696	6 903	3 836	714 ENGINES & MOTORS NES	267	6 438	3 577
072 COCOA	5 290	4 558	2 502	716 ROTATING ELECTRIC PLANT	12 708	29 953	16 687
073 CHOCOLATE AND PRODUCTS	3 259	3 630	2 047	718 OTH POWER GENERATG MACHY	962	3 658	2 059
075 SPICES	244	382	214	721 AGRIC MACHY,EXC TRACTORS	11 893	14 013	7 797
081 FEEDING STUFF FOR ANIMLS	1 928	1 076	597	722 TRACTORS NON-ROAD	31 874	24 645	13 806
098 EDIBLE PRODUCTS,PREPS NES	3 950	2 952	1 647	723 CIVIL ENGINEER EQUIP ETC	26 843	44 170	24 883
112 ALCOHOLIC BEVERAGES	14 820	5 122	2 887	724 TEXTILE,LEATHER MACHNRY	15 884	62 014	34 579
122 TOBACCO MFRS	19	59	33	725 PAPER ETC MILL MACHINERY	5 497	20 623	11 577
233 RUBBER,SYNTHETIC,RECLAIMD	4 397	1 404	781	726 PRINTG,BKBNIDG MACHY,PTS	19 299	97 562	54 626
251 PULP AND WASTE PAPER	4 777	775	431	727 FOOD MACHRY NON-DOMESTIC	3 567	11 039	6 195
266 SYNTHETIC FIBRE TO SPIN	11 132	5 193	2 868	728 OTH MACHY FOR SPCL INDUS	49 284	122 374	68 739
273 STONE,SAND AND GRAVEL	8 565	336	185	736 MACHINE TOOLS FOR METAL	18 096	56 320	32 189
278 OTHER CRUDE MINERALS	6 225	1 087	611	737 METALWORKING MACHNRY NES	3 685	13 028	7 252
287 BASE METAL ORES,CONC NES	652	178	98	741 HEATING,COOLING EQUIPMNT	15 720	28 881	16 150
288 NONFERROUS METAL SCRAP NES	450	71	37	742 PUMPS FOR LIQUIDS ETC	7 140	27 787	15 568
291 CRUDE ANIMAL MTRIALS NES	71	70	38	743 PUMPS NES,CENTRIFUGES ETC	26 916	58 886	32 788
292 CRUDE VEG MATERIALS NES	1 755	3 325	1 868	744 MECHANICAL HANDLING EQU	36 192	62 863	35 105
322 COAL,LIGNITE,PEAT	59 346	2 183	1 218	745 NONELEC MACHY,TOOLS NES	11 668	61 980	34 698
334 PETROLEUM PRODUCTS,REFIN	56 630	8 733	4 868	749 NONELEC MACH PTS,ACC NES	36 594	104 888	58 550
335 RESIDUAL PETRLM PROD NES	81 610	4 126	2 333	751 OFFICE MACHINES	2 309	13 145	7 392
423 FIXED VEG OILS,SOFT	6 006	370	208	752 AUTOMATIC DATA PROC EQUIP	1 777	31 393	17 674
424 FIXED VEG OIL NONSOFT	517	103	61	759 OFFICE & ADP MCH PTS,ACC	651	10 585	5 895
431 PROCESD ANML VEG OIL,ETC	15 599	1 618	891	761 TELEVISION RECEIVERS	1 542	4 496	2 560
511 HYDROCARBONS NES,DERIVS	91 970	6 792	3 712	762 RADIO BROADCAST RECEIVRS	129	3 468	1 944
512 ALCOHOLS,PHENOLS,ETC	17 794	5 052	2 837	763 SOUND RECORDRS,PHONOGRPH	400	5 563	3 176
513 ORGANIC ACIDS,ETC	30 041	18 690	10 726	764 TELECOM EQPT,PTS,ACC NES	2 402	78 595	43 603
514 NITROGEN-FUNCTN COMPOUNDS	21 309	11 250	6 271	771 ELECTRIC POWER MACHY NES	4 169	22 001	12 265
515 ORG-INORG COMPOUNDS ETC	13 028	30 744	17 163	772 SWITCHGEAR ETC & PTS NES	20 567	90 499	50 440
516 OTHER ORGANIC CHEMICALS	13 801	12 918	7 161	773 ELECTR DISTRIBUTING MACH	4 503	8 346	4 668
522 INORG ELEMNTS,OXIDES,ETC	634 589	23 241	13 069	774 ELECTRO-MEDCL,XRAY EQUIP	895	17 567	9 797
523 OTHR INORGANIC CHEMICALS	110 820	16 572	9 220	775 HOUSEHOLD TYPE EQUIP NES	15 770	31 450	17 585
524 RADIOACTIVE ETC MATERIAL	3	567	316	776 TRANSISTORS,VALVES,ETC	3 081	11 117	6 161
531 SYNT DYE,NAT INDGO,LAKES	17 458	32 750	18 322	778 ELECTRICAL MACHINERY NES	69 916	110 467	61 523
532 DYES NES,TANNING PRODS	8 927	2 517	1 416	781 PASS MOTOR VEH EXC BUSES	67 852	227 519	128 322
533 PIGMENTS,PAINTS,ETC	41 141	21 845	12 179	782 LORRIES,SPCL MTR VEH NES	19 624	35 880	20 265
541 MEDICINAL ETC PRODUCTS	16 076	122 246	68 298	783 ROAD MOTOR VEHICLES NES	3 798	5 800	3 185
551 ESSENTL OIL,PERFUME,ETC	1 138	4 264	2 376	784 MOTOR VEHCL PTS,ACC NES	51 013	125 975	70 260
553 PERFUMERY,COSMETICS,ETC	5 339	10 038	5 571	785 MOTOR & OTHER CYCLES ETC	1 319	4 342	2 402
554 SOAPS,CLEANING ETC PREPS	19 188	9 550	5 353	786 VEH NES NONMOTR,TRAILERS	20 754	10 623	5 933
562 FERTILIZERS MANUFACTURED	80 810	3 210	1 786	791 RAILWAY VEHICLES	8 260	20 942	11 775
572 EXPLOSIVES,PYROTECH PROD	161	745	414	792 AIRCRAFT	89	5 611	3 341
582 PROD OF CONDENSATION ETC	74 876	42 476	23 681	793 SHIPS AND BOATS	74	263	148
583 PROD OF POLYMERIZING ETC	116 706	48 017	26 770	801 INDUSTRIAL PLANT,CHAP 90	46	2 113	1 144
584 CELLULOSE DERIVATIVES ETC	5 684	5 398	3 003	812 PLUMBG,HEATING,LGHTNG EQU	8 762	14 207	7 954
585 PLASTIC MATERIALS NES	1 006	3 565	1 991	821 FURNITURE	28 187	28 890	16 116
591 PESTICIDES,DISINFECTANTS	8 476	9 669	5 392	831 TRAVEL GOODS,HANDBAGS	311	1 261	704
592 STARCH,INULIN,GLUTEN,ETC	16 689	4 538	2 553	842 MENS OUTERWEAR NOT KNIT	23	605	340
598 MISC CHEMICAL PRODS NES	90 099	58 212	32 534	843 WOMENS OUTERWEAR NONKNIT	298	7 239	4 077
611 LEATHER	1 961	3 165	1 765	844 UNDERWEAR NOT KNIT	11	180	102
612 LEATHER ETC MANUFACTURES	442	1 337	753	845 OUTERWEAR KNIT NONELASTC	126	3 138	1 764
613 FUR SKINS TANNED,DRESSED	3	126	75	846 UNDERWEAR KNITTED	9	188	102
				847 TXLT CLTHNG ACCESSRY NES	156	1 300	728
				848 HEADGEAR,NONTXTL CLOTHNG	126	1 207	700

7 IMPORTS AND EXPORTS (SPECIAL TRADE) BY COUNTRIES OF PRODUCTION AND CONSUMPTION AND BY GROUPS OF THE SITC-REV. 11 1987

GROUP DESCRIPTION	DT * 100 KG	1 000 DM	1 000 \$	GROUP DESCRIPTION	DT * 100 KG	1 000 DM	1 000 \$
851 FOOTWEAR	555	4 278	2 405	NEW ZEALAND			
871 OPTICAL INSTRUMENTS	227	7 815	4 383				
872 MEDICAL INSTRUMENTS NES	1 136	21 488	12 031	IMPORTS	1 478 083	408 824	227 136
873 METERS & COUNTERS NES	141	1 660	928				
874 MEASURING, CONTROLLING INSTR	6 566	99 375	55 612	011 MEAT FRESH, CHILLED, FROZEN	134 962	75 031	41 563
881 PHOTO APPAR & EQUIP NES	2 242	18 092	10 097	022 MILK AND CREAM	5 294	1 659	925
882 PHOTO, CINEMA SUPPLIES	17 509	22 605	12 627	024 CHEESE AND CURD	12 194	7 398	4 171
884 OPTICAL GOODS NES	262	12 961	7 244	034 FISH FRESH, CHILLED, FROZEN	1 714	1 092	602
885 WATCHES AND CLOCKS	1 061	5 354	5 228	036 SHELL FISH FRESH, FROZEN	31	334	186
892 PRINTED MATTER	8 122	14 950	8 324	054 VEG ETC FRSH, SIMPLY PRSVD	43 828	2 785	1 549
893 ARTICLES OF PLASTIC NES	42 383	48 319	27 023	056 VEGETABLES ETC PRSVD, PREPD	1 155	613	341
894 TOYS, SPORTING GOODS, ETC	4 685	8 916	5 053	057 FRUIT, NUTS, FRESH, DRIED	704 877	161 770	89 591
895 OFFICE SUPPLIES NES	3 843	16 421	9 176	058 FRUIT PRESERVED, PREPARED	23 346	4 958	2 765
896 WORKS OF ART ETC	12	1 040	573	061 SUGAR AND HONEY	6 597	2 067	1 166
897 GOLD, SILVER WARE, JEWELRY	68	9 897	5 528	071 COFFEE AND SUBSTITUTES	243	101	60
898 MUSICAL INSTRUMENTS, PTS	10 354	31 147	17 275	081 FEEDING STUFF FOR ANIMALS	1 375	187	103
899 OTHER MANUFACTURED GOODS	1 511	10 589	5 881	098 EDIBLE PRODUCTS, PREPS NES	3 590	1 236	686
951 WAR FIREARMS, AMMUNITION	176	1 041	579	211 HIDES, SKINS, UNDERESSED	2 290	1 662	927
971 GOLD, NON MONETARY NES		119	69	212 FUR SKINS UNDERESSED	170	1 584	885
				222 SEEDS FOR SOFT/FIXED OIL	881	110	61
PAPUA NEW G				223 SEEDS FOR OTH FIXED OILS	1 258	120	65
IMPORTS	2 659 371	527 478	293 709	251 PULP AND WASTE PAPER	15 612	1 357	764
036 SHELL FISH FRESH, FROZEN	121	190	113	268 WOOL (EXC TOPS), ANML HAIR	106 765	62 965	35 177
037 FISH ETC PREPD PRSVD NES	10	62	38	288 NONFERR METAL SCRAP NES	1 054	96	52
071 COFFEE AND SUBSTITUTES	285 026	154 203	86 479	291 CRUDE ANIMAL MATERIALS NES	18 063	27 043	15 039
072 COCOA	106 376	44 613	24 939	292 CRUDE VEG MATERIALS NES	7 696	2 687	1 499
075 SPICES	1 050	798	439	411 ANIMAL OILS AND FATS	64 520	4 432	2 498
081 FEEDING STUFF FOR ANIMALS	11 565	234	133	424 FIXED VEG OIL NONSOFT	13	59	32
223 SEEDS FOR OTH FIXED OILS	189 614	9 321	5 247	431 PROCESSED ANML VEG OIL, ETC	396	206	112
232 NATURAL RUBBER, GUMS	11 924	1 875	1 041	512 ALCOHOLS, PHENOLS, ETC	275 125	5 492	3 046
268 WOOL (EXC TOPS), ANML HAIR	225	171	105	513 ORGANIC ACIDS, ETC	104	719	396
287 BASIC METAL ORES, CONC NES	1 910 028	210 940	116 894	541 MEDICINAL ETC PRODUCTS	48	661	363
289 PREC METAL ORE, WASTE NES	27 130	19 939	10 980	591 PESTICIDES, DISINFECTANTS	49	124	67
291 CRUDE ANIMAL MATERIALS NES	21	56	32	592 STARCH, INULIN, GLUTEN, ETC	38 608	17 517	9 782
424 FIXED VEG OIL NONSOFT	115 432	6 259	3 467	598 MISC CHEMICAL PRODS NES	67	272	150
625 RUBBER TYRES, TUBES	133	179	102	611 LEATHER	45	495	270
896 WORKS OF ART ETC	57	70	40	613 FUR SKINS TANNED, DRESSED	635	3 123	1 761
971 GOLD, NON MONETARY NES	44	78 304	43 513	628 RUBBER ARTICLES NES	28	88	48
EXPORTS	141 045	28 094	15 715	641 PAPER AND PAPERBOARD	903	76	42
269 WASTE OF TEXTILE FABRICS	240	85	47	651 TEXTILE YARN AND THREAD	119	180	99
278 OTHER CRUDE MINERALS	31 067	852	480	684 ALUMINIUM	130	104	58
292 CRUDE VEG MATERIALS NES	80	54	30	693 WIRE PRODUCTS NON ELECTR	40	68	37
515 ORG-INORG COMPOUNDS ETC	12	58	32	695 TOOLS	8	53	30
522 INORG ELEMENTS, OXIDES, ETC	8 090	375	203	696 CUTLERY	23	58	33
523 OTHER INORGANIC CHEMICALS	77 439	14 990	8 428	714 ENGINES & MOTORS NES	41	2 726	1 514
541 MEDICINAL ETC PRODUCTS	266	778	426	721 AGRIC MACH, EXC TRACTORS	18	59	35
562 FERTILIZERS MANUFACTURED	14 262	443	255	724 TEXTILE, LEATHER MACHINRY	70	59	31
582 PROD OF CONDENSATION ETC	203	113	65	726 PRINTG, BKBINDG MACH, PTS	75	61	34
591 PESTICIDES, DISINFECTANTS	97	89	49	736 MACHINE TOOLS FOR METAL	247	290	161
628 RUBBER ARTICLES NES	42	237	133	742 PUMPS FOR LIQUIDS ETC	50	84	46
641 PAPER AND PAPERBOARD	3 290	688	393	743 PUMPS NES, CENTRIFUGES ETC	21	230	126
642 ARTICLES OF PAPER ETC	102	62	36	745 NONELEC MACH, TOOLS NES	4	68	39
664 GLASS	758	224	122	749 NONELEC MACH PTS, ACC NES	44	216	126
665 GLASSWARE	88	98	55	752 AUTOMATIC DATA PROC EQUIP	9	82	47
695 TOOLS	262	467	258	759 OFFICE & ADP MCH PTS, ACC	4	621	346
697 BASE MTL HOUSEHOLD EQUIP	21	54	30	764 TELECOM EQPT, PTS, ACC NES	15	140	80
713 INTRNL COMBUS PISTN ENGN	4	90	48	772 SWITCHGEAR ETC & PTS NES	5	96	51
716 ROTATING ELECTRIC PLANT	319	468	258	778 ELECTRICAL MACHINERY NES	115	653	365
718 OTH POWER GENERATG MACH	275	945	525	848 HEADGEAR, NONTXLT CLOTHNG	16	67	40
721 AGRIC MACH, EXC TRACTORS	361	286	187	872 MEDICAL INSTRUMENTS NES	19	562	310
723 CIVIL ENGINEERNG EQUIP ETC	110	367	202	873 METERS & COUNTERS NES	4	99	57
727 FOOD MACHINRY NON-DOMESTIC	60	464	272	874 MEASURING, CONTROLLING INSTR	26	516	289
728 OTH MACHY FOR SPCL INDUS	314	675	377	892 PRINTED MATTER	155	213	121
741 HEATING, COOLING EQUIPMNT	121	185	103	893 ARTICLES OF PLASTIC NES	134	206	120
742 PUMPS FOR LIQUIDS ETC	13	82	47	896 WORKS OF ART ETC	1	157	87
743 PUMPS NES, CENTRIFUGES ETC	24	136	76	897 GOLD, SILVER WARE, JEWELRY	1	392	221
744 MECHANICAL HANDLING EQU	36	107	58	899 OTHER MANUFACTURED GOODS	17	1 525	844
745 NONELEC MACH, TOOLS NES	231	1 396	769	961 COIN NONGOLD, NONCURRENT	55	55	33
749 NONELEC MACH PTS, ACC NES	141	318	176	EXPORTS	698 306	564 859	314 815
772 SWITCHGEAR ETC & PTS NES	16	75	41	024 CHEESE AND CURD	470	409	226
778 ELECTRICAL MACHINERY NES	15	69	40	037 FISH ETC PREPD PRSVD NES	105	72	38
781 PASS MOTOR VEH EXC BUSES	218	932	524	056 VEGETABLES ETC PRSVD, PREPD	211	240	135
812 PLUMBING, HEATING, LIGHTING EQU	24	74	43	057 FRUIT, NUTS, FRESH, DRIED	101	90	51
821 FURNITURE	82	184	102	061 SUGAR AND HONEY	113 028	5 167	2 890
874 MEASURING, CONTROLLING INSTR	5	111	59	062 SUGAR PREPS NON-COCOA	200	136	75
892 PRINTED MATTER	53	152	82	071 COFFEE AND SUBSTITUTES	1 443	1 160	637
				072 COCOA	296	171	95
AUST OCEANIA				073 CHOCOLATE AND PRODUCTS	246	369	200
IMPORTS	2 835	216	116	075 SPICES	65	76	38
054 VEG ETC FRSH, SIMPLY PRSVD	2 805	122	67	081 FEEDING STUFF FOR ANIMALS	1 352	209	116
EXPORTS	1 718	1 120	619	098 EDIBLE PRODUCTS, PREPS NES	348	363	197
514 NITROGEN-FUNCTN COMPOUNDS	180	79	46	112 ALCOHOLIC BEVERAGES	2 820	1 252	692
582 PROD OF CONDENSATION ETC	1 094	445	245	233 RUBBER, SYNTHETIC, RECLAIMD	2 491	706	394
691 STRUCTURES AND PARTS NES	364	173	96	266 SYNTHETIC FIBRE TO SPIN	268	149	86
851 FOOTWEAR	7	74	39	267 OTHER MAN-MADE FIBRES	1 776	680	389
				273 STONE, SAND AND GRAVEL	2 043	79	43
NALRU				278 OTHER CRUDE MINERALS	7 430	421	226
IMPORTS	23	6	4	291 CRUDE ANIMAL MATERIALS NES		52	30
EXPORTS	38	129	74	292 CRUDE VEG MATERIALS NES	473	646	361
				334 PETROLEUM PRODUCTS, REFIN	8 905	2 392	1 347
				335 RESIDUAL PETRLM PROD NES	722	177	101
				423 FIXED VEG OILS, SOFT	7 781	520	287
				424 FIXED VEG OIL NONSOFT	922	191	109
				431 PROCESSED ANML VEG OIL, ETC	1 633	246	137
				511 HYDROCARBONS NES, DERIVS	9 240	159	88
				512 ALCOHOLS, PHENOLS, ETC	9 150	1 150	664
				513 ORGANIC ACIDS, ETC	32 533	5 785	3 177
				514 NITROGEN-FUNCTN COMPOUNDS	5 886	2 742	1 517
				515 ORG-INORG COMPOUNDS ETC	2 331	4 102	2 288
				516 OTHER ORGANIC CHEMICALS	2 082	1 432	797
				522 INORG ELEMENTS, OXIDES, ETC	41 752	4 776	2 644
				523 OTHER INORGANIC CHEMICALS	21 959	2 026	1 129
				531 SYNT DYE, NAT INDGO, LAKES	3 429	8 893	4 933

7 IMPORTS AND EXPORTS (SPECIAL TRADE) BY COUNTRIES OF PRODUCTION AND CONSUMPTION AND BY GROUPS OF THE SITC-REV. II 1987

GROUP DESCRIPTION	DT * 100 KG	1 000 DM	1 000 \$	GROUP DESCRIPTION	DT * 100 KG	1 000 DM	1 000 \$
532 DYES NES,TANNING PRODS	10 723	1 937	1 081	845 OUTERWEAR KNIT NONELASTC	7	267	154
533 PIGMENTS,PAINTS,ETC	7 698	4 404	2 459	847 TXTL CLTHNG ACCESSRYS NES	15	166	88
541 MEDICINAL ETC PRODUCTS	2 858	28 427	15 843	848 HEADGEAR,NONTXLT CLOTHNG	10	140	77
551 ESSENTL OIL,PERFUME,ETC	150	666	369	851 FOOTWEAR	48	357	198
553 PERFUMERY,COSMETICS ETC	270	1 183	655	871 OPTICAL INSTRUMENTS	42	1 098	615
554 SOAPS,CLEANING ETC PREPS	11 360	3 491	1 935	872 MEDICAL INSTRUMENTS NES	191	3 682	2 063
562 FERTILIZERS MANUFACTURED	6 864	741	419	873 METERS & COUNTERS NES	6	192	104
572 EXPLOSIVES,PYROTECH PROD	30	114	63	874 MEASURNG,CONTROLNG INSTR	707	11 408	6 340
582 PROD OF CONDENSATION ETC	22 348	14 192	7 917	881 PHOTO APPAR & EQUIPT NES	412	2 939	1 639
583 PROD OF POLYMERIZING ETC	42 133	15 429	8 579	882 PHOTO,CINEMA SUPPLIES	5 208	8 583	4 780
584 CELLULOSE DERIVATIVES ETC	794	859	475	884 OPTICAL GOODS NES	64	3 601	2 014
585 PLASTIC MATERIALS NES	699	211	118	885 WATCHES AND CLOCKS	277	2 824	1 574
591 PESTICIDES,DISINFECTANTS	4 536	7 143	3 944	892 PRINTED MATTER	1 250	2 451	1 365
592 STARCH,INULIN,GLUTEN,ETC	1 323	379	215	893 ARTICLES OF PLASTIC NES	6 825	7 402	4 140
598 MISC CHEMICAL PRODS NES	26 958	11 672	6 475	894 TOYS,SPORTING GOODS,ETC	345	1 159	644
612 LEATHER ETC MANUFACTURES	74	295	168	895 OFFICE SUPPLIES NES	366	2 528	1 411
621 MATERIALS OF RUBBER	631	518	283	897 GOLD,SILVER WARE,JEWELRY	1	635	349
625 RUBBER TYRES,TUBES	754	626	346	898 MUSICAL INSTRUMENTS,PTS	1 081	3 886	2 170
628 RUBBER ARTICLES NES	450	1 413	787	899 OTHER MANUFACTURED GOODS	156	887	489
634 VENEERS,PLYWOOD,ETC	1 478	928	516	951 WAR FIREARMS,AMMUNITION	12	164	94
635 WOOD MANUFACTURES NES	869	558	327				
641 PAPER AND PAPERBOARD	77 992	22 244	12 363	SOLOMON IS			
642 ARTICLES OF PAPER ETC	582	786	434				
651 TEXTILE YARN AND THREAD	986	2 825	1 576	IMPORTS	11 476	3 163	1 790
652 COTTON FABRICS,WOVEN	403	2 271	1 257				
653 WOVN MAN-MADE FIB FABRIC	2 854	9 528	5 321	072 COCOA	7 815	2 979	1 690
654 OTH WOVEN TEXTILE FABRIC	275	968	539	424 FIXED VEG OIL NONSOFT	3 659	151	83
655 KNIT ETC FABRICS	219	628	355				
656 LACE,RIBBONS,TULLE,ETC	67	288	164	EXPORTS	5 050	532	301
657 SPECIAL TEXTILE ETC PROD	1 839	3 642	2 046				
658 TEXTILE ARTICLES NES	306	710	395	061 SUGAR AND HONEY	3 533	156	90
659 FLOOR COVERINGS ETC	84	169	93	713 INTRNL COMBUS PISTN ENGN	5	34	34
662 CLAY,REFRACTORY BLDG PRD	17 236	2 801	1 552	764 TELECOM EQPT,PTS,ACC NES	2	55	31
663 OTH NONMETAL MINERAL MFS	14 797	3 272	1 816				
664 GLASS	15 311	4 114	2 280	TUVALU			
665 GLASSWARE	1 435	1 631	911				
666 POTTERY	1 141	1 690	939	EXPORTS	38	66	35
667 PEARL,PREC.-SEMI-P STONE	8	378	208	894 TOYS,SPORTING GOODS,ETC	34	55	30
671 PIG IRON ETC	568	915	510				
673 IRON AND STEEL SHAPES	2 895	1 017	562	AMER OCEANIA			
674 IRN STL UNIV,PLATE,SHEET	1 635	755	416				
675 IRON,STEEL HOOP,STRIP	3 299	689	388	IMPORTS	631	549	301
677 IRN,STL WIRE EXCL W ROD	2 658	390	216				
678 IRON STL TUBES,PIPES,ETC	887	373	212	072 COCOA	300	116	63
681 SILVER,PLATINUM,ETC	8	571	321	682 COPPER EXC CEMENT COPPER	238	65	36
682 COPPER EXC CEMENT COPPER	379	221	130				
683 NICKEL	138	221	772	EXPORTS	4 160	6 988	3 897
684 ALUMINIUM	1 173	1 402	53				
686 ZINC	243	96	444	541 MEDICINAL ETC PRODUCTS	3	389	216
691 STRUCTURES AND PARTS NES	1 003	773	112	661 CEMENT ETC BUILDING PROD	193	52	31
692 METAL TANKS,BOXES,ETC	183	204	273	666 POTTERY	114	194	105
693 WIRE PRODUCTS NON ELECTR	948	479	439	697 BASE MTL HOUSEHOLD EQUIP	18	65	35
694 STL,COPPR NAILS,NUTS,ETC	1 549	786	2 399	724 TEXTILE,LEATHER MACHNRY	8	74	40
695 TOOLS	1 138	4 297	996	741 HEATING,COOLING EQUIPMNT	19	127	71
696 CUTLERY	266	1 780	341	745 NONELEC MACHY,TOOLS NES	35	113	62
697 BASE MTL HOUSEHOLD EQUIP	628	608	2 475	781 PASS MOTOR VEH EXC BUSES	1 517	4 581	2 559
699 OTHER METAL MANUFACTURES	3 035	4 409	1 771	784 MOTOR VEHCL PTS,ACC NES	17	78	43
700 INDUSTRIAL PLANT,CHAP 84	109	306	114	831 TRAVEL GOODS,HANDBAGS	3	69	39
711 STEAM BOILERS & AUX PLNT	152	204	645	847 TXTL CLTHNG ACCESSRYS NES	9	137	75
712 STEAM ENGINES,TURBINES	184	1 171	1 000	895 OFFICE SUPPLIES NES	3	327	187
713 INTRNL COMBUS PISTN ENGN	367	1 806	1 752	897 GOLD,SILVER WARE,JEWELRY	77	43	43
716 ROTATING ELECTRIC PLANT	1 226	3 130	70				
718 OTH POWER GENERATG MACHY	29	129	1 128	NEW CALEDON			
721 AGRIC MACHY,EXC TRACTORS	1 542	2 017	215				
722 TRACTORS NON-ROAD	233	393	1 828	IMPORTS	242 735	52 552	29 244
723 CIVIL ENGINEERG EQUIP ETC	2 270	3 239	4 888				
724 TEXTILE,LEATHER MACHNRY	1 754	8 741	4 940	671 PIG IRON ETC	242 633	51 717	28 793
725 PAPER ETC MILL MACHINERY	1 841	8 920	12 415	714 ENGINES & MOTORS NES	50	750	406
726 PRINTG,BKBINDG MACHY,PTS	4 358	22 366	2 157				
727 FOOD MACHRY NON-DOMESTIC	681	3 789	17 706	EXPORTS	56 166	25 500	14 186
728 OTH MACHY FOR SPCL INDUS	8 645	31 784	3 162				
736 MACHINE TOOLS FOR METAL	1 616	5 662	1 279	024 CHEESE AND CURD	76	61	34
737 METALWORKING MACHNRY NES	537	2 297	2 279	061 SUGAR AND HONEY	27 226	1 160	647
741 HEATING,COOLING EQUIPMNT	852	4 123	2 739	583 PROD OF POLYMERIZING ETC	678	293	160
742 PUMPS FOR LIQUIDS ETC	1 826	4 920	3 556	591 PESTICIDES,DISINFECTANTS	135	288	156
743 PUMPS NES,CENTRIFUGES ETC	2 001	6 400	4 894	625 RUBBER TYRES,TUBES	1 323	1 072	604
744 MECHANICAL HANDLING EQU	7 115	8 591	9 503	628 RUBBER ARTICLES NES	35	67	36
745 NONELEC MACHY,TOOLS NES	2 838	17 176	4 251	642 ARTICLES OF PAPER ETC	109	59	30
749 NONELEC MACH PTS,ACC NES	2 077	7 622	1 076	662 CLAY,REFRACTORY BLDG PRD	479	68	37
751 OFFICE MACHINES	449	1 921	1 030	663 OTH NONMETAL MINERAL MFS	115	140	73
752 AUTOMTIC DATA PROC EQUIP	129	1 830	647	665 GLASSWARE	8 317	915	531
759 OFFICE & ADP MCH PTS,ACC	80	1 161	51	673 IRON AND STEEL SHAPES	1 857	111	59
761 TELEVISION RECEIVERS	20	97	242	674 IRN,STL UNIV,PLATE,SHEET	1 084	64	36
762 RADIO BROADCAST RECEIVRS	50	428	142	678 IRON,STL TUBES,PIPES,ETC	629	100	56
763 SOUND RECORDRS,PHONOGRPH	41	258	2 071	684 ALUMINIUM	416	494	290
764 TELECOM EQPT,PTS,ACC NES	302	3 748	180	695 TOOLS	156	258	136
771 ELECTRIC POWER MACHY NES	44	319	4 303	699 OTHER METAL MANUFACTURES	217	327	175
772 SWITCHGEAR ETC & PTS NES	1 547	7 744	567	713 INTRNL COMBUS PISTN ENGN	35	154	88
773 ELECTR DISTRIBUTING MACH	1 271	1 029	1 252	722 TRACTORS NON-ROAD	261	217	122
774 ELECTRO-MEDCL,XRAY EQUIP	107	2 245	3 112	723 CIVIL ENGINEERG EQUIP ETC	192	303	173
775 HOUSEHOLD TYPE EQUIP NES	2 214	5 513	535	726 PRINTG,BKBINDG MACHY,PTS	54	361	202
776 TRANSISTORS,VALVES,ETC	3	973	6 254	728 OTH MACHY FOR SPCL INDUS	128	325	184
778 ELECTRICAL MACHINERY NES	13 569	11 191	35 679	741 HEATING,COOLING EQUIPMNT	106	329	181
781 PASS MOTOR VEH EXC BUSES	22 819	64 112	7 884	743 PUMPS NES,CENTRIFUGES ETC	43	152	82
782 LORRIES,SPCL MTR VEH NES	8 822	13 806	406	744 MECHANICAL HANDLING EQU	241	257	141
783 ROAD MOTOR VEHICLES NES	462	736	9 034	745 NONELEC MACHY,TOOLS NES	81	359	201
784 MOTOR VEHCL PTS,ACC NES	5 560	16 262	428	749 NONELEC MACH PTS,ACC NES	65	282	155
785 MOTOR & OTHER CYCLES ETC	260	778	367	751 OFFICE MACHINES	42	163	92
786 VEH NES NONMOTR,TRAILERS	615	668	205	762 RADIO BROADCAST RECEIVRS	8	84	46
792 AIRCRAFT	5	352	76	764 TELECOM EQPT,PTS,ACC NES	20	97	54
793 SHIPS AND BOATS	24	129	1 002	771 ELECTRIC POWER MACHY NES	403	536	290
812 PLUMBNG,HEATING,LGHTNG EQU	590	1 766	2 219	772 SWITCHGEAR ETC & PTS NES	30	99	60
821 FURNITURE	2 251	3 825	220	774 ELECTRO-MEDCL,XRAY EQUIP	4	110	68
842 MENS OUTERWEAR NOT KNIT	19	403	161	775 HOUSEHOLD TYPE EQUIP NES	186	299	162
843 WOMENS OUTERWEAR NONKNIT	1	289					

7 IMPORTS AND EXPORTS (SPECIAL TRADE) BY COUNTRIES OF PRODUCTION AND CONSUMPTION AND BY GROUPS OF THE SITC-REV. II 1987

GROUP DESCRIPTION	DT * 100 KG	1 000 DM	1 000 \$	GROUP DESCRIPTION	DT * 100 KG	1 000 DM	1 000 \$
778 ELECTRICAL MACHINERY NES	89	406	221	TONGA			
781 PASS MOTOR VEH EXC BUSES	3 758	8 747	4 871				
782 LORRIES, SPCL MTR VEH NES	1 527	914	505	IMPORTS	10 000	504	279
783 ROAD MOTOR VEHICLES NES	564	929	525				
784 MOTOR VEHCL PTS, ACC NES	497	1 803	1 003	223 SEEDS FOR OTH FIXED OILS	10 000	388	212
821 FURNITURE	284	209	118	972 GOLD COIN		63	35
872 MEDICAL INSTRUMENTS NES		101	62				
874 MEASURING, CONTROLLING INSTR	4	111	60	EXPORTS	946	1 252	692
881 PHOTO APPAR & EQUIPT NES	11	60	33				
882 PHOTO, CINEMA SUPPLIES	211	279	156	691 STRUCTURES AND PARTS NES	40	187	105
893 ARTICLES OF PLASTIC NES	202	167	88	741 HEATING, COOLING EQUIPMNT	61	296	164
894 TOYS, SPORTING GOODS, ETC	111	243	135	745 NONELEC MACHY, TOOLS NES	95	366	200
895 OFFICE SUPPLIES NES	42	217	120	763 SOUND RECORDRS, PHONOGRPH	2	78	43
897 GOLD, SILVER WARE, JEWELRY		162	92				
898 MUSICAL INSTRUMENTS, PTS	28	81	46	WEST SAMOA			
WALLIS FUTUN				IMPORTS	31 547	2 248	1 245
EXPORTS	29	30	18	072 COCOA	1 977	743	421
KIRIBATI				223 SEEDS FOR OTH FIXED OILS	9 558	408	224
IMPORTS	9 593	487	281	424 FIXED VEG OIL NONSOFT	19 984	975	531
				961 COIN NONGOLD, NONCURRENT		103	57
223 SEEDS FOR OTH FIXED OILS	9 591	448	260	EXPORTS	18 665	2 902	1 614
EXPORTS	274	148	83	046 WHEAT ETC MEAL OR FLOUR	1 397	68	39
778 ELECTRICAL MACHINERY NES	57	114	64	061 SUGAR AND HONEY	9 010	328	180
PITCAIRN				278 OTHER CRUDE MINERALS	4 186	79	42
IMPORTS		10	5	673 IRON AND STEEL SHAPES	1 041	69	42
N ZEAL OCEAN				678 IRON, STL TUBES, PIPES, ETC	837	257	141
IMPORTS	523	640	367	713 INTRNL COMBUS PISTN ENGN	7	55	30
				716 ROTATING ELECTRIC PLANT	24	76	42
058 FRUIT PRESERVED, PREPARED	187	64	35	723 CIVIL ENGINEERG EQUIP ETC	435	252	143
613 FUR SKINS TANNED, DRESSED	13	65	36	727 FOOD MACHRY NON-DOMESTIC	47	317	179
961 COIN NONGOLD, NONCURRENT	5	349	207	728 OTH MACHY FOR SPCL INDUS	27	128	70
EXPORTS	50 957	4 656	2 554	741 HEATING, COOLING EQUIPMNT	29	74	41
				745 NONELEC MACHY, TOOLS NES	46	135	75
541 MEDICINAL ETC PRODUCTS	32	58	32	749 NONELEC MACH PTS, ACC NES	41	182	101
611 LEATHER	6	108	60	781 PASS MOTOR VEH EXC BUSES	46	118	64
625 RUBBER TYRES, TUBES	96	50	30	892 PRINTED MATTER	19	64	34
728 OTH MACHY FOR SPCL INDUS	45	84	45	893 ARTICLES OF PLASTIC NES	89	100	61
793 SHIPS AND BOATS	50 200	4 000	2 190	FR POLYNESIA			
FIJI				IMPORTS	42	678	380
IMPORTS	11 175	2 572	1 442				
058 FRUIT PRESERVED, PREPARED	894	438	244	058 FRUIT PRESERVED, PREPARED	56	79	43
072 COCOA	3 019	1 134	646	061 SUGAR AND HONEY	3 000	200	113
292 CRUDE VEG MATERIALS NES	164	101	57	062 SUGAR PREPS NON-COCOA	139	85	46
424 FIXED VEG OIL NONSOFT	6 928	460	250	121 TOBACCO UNMNFCTRD, REFUSE	135	83	46
846 UNDERWEAR KNITTED	38	73	43	122 TOBACCO MFRS	293	407	239
EXPORTS	73 596	7 270	4 016	278 OTHER CRUDE MINERALS	19 269	386	210
				292 CRUDE VEG MATERIALS NES	42	59	32
278 OTHER CRUDE MINERALS	28 356	686	382	614 NITROGEN-FUNCTN COMPOUNDS	435	143	78
423 FIXED VEG OILS, SOFT	30 335	1 864	1 049	633 PIGMENTS, PAINTS, ETC	639	453	249
523 OTHR INORGANIC CHEMICALS	12 000	314	172	683 PROD OF POLYMERIZING ETC	858	352	201
541 MEDICINAL ETC PRODUCTS	36	144	80	691 PESTICIDES, DISINFECTANTS	957	1 998	1 108
551 ESSENTL OIL, PERFUME, ETC	21	86	47	698 MISC CHEMICAL PRODS NES	190	148	78
592 STARCH, INULIN, GLUTEN, ETC	139	59	32	625 RUBBER TYRES, TUBES	542	444	242
641 PAPER AND PAPERBOARD	322	96	52	641 PAPER AND PAPERBOARD	216	101	57
651 TEXTILE YARN AND THREAD	20	56	32	651 TEXTILE YARN AND THREAD	18	67	38
652 COTTON FABRICS, WOVEN	31	83	49	657 SPECIAL TEXTILE ETC PROD	64	180	101
664 GLASS	587	67	35	663 OTH NONMETAL MINERAL MFS	121	161	88
666 POTTERY	149	320	173	664 GLASS	412	73	39
695 TOOLS	237	210	113	665 GLASSWARE	2 009	179	100
696 CUTLERY	21	127	67	666 POTTERY	50	65	37
697 BASE MTL HOUSEHOLD EQUIP	46	341	186	671 PIG IRON ETC	360	68	38
699 OTHER METAL MANUFACTURES	99	238	133	673 IRON AND STEEL SHAPES	3 695	241	132
714 ENGINES & MOTORS NES	16	179	98	684 ALUMINIUM	71	64	44
721 AGRIC MACHY, EXC TRACTORS	14	78	43	694 STL, COPPR NAILS, NUTS, ETC	60	93	53
728 OTH MACHY FOR SPCL INDUS	11	89	48	695 TOOLS	170	418	231
736 MACHINE TOOLS FOR METAL	73	112	62	697 BASE MTL HOUSEHOLD EQUIP	103	200	111
745 NONELEC MACHY, TOOLS NES	22	104	57	699 OTHER METAL MANUFACTURES	851	758	415
752 AUTOMTIC DATA PROC EQUIP	6	74	42	713 INTRNL COMBUS PISTN ENGN	143	621	342
762 RADIO BROADCAST RECEIVRS	1	65	36	723 CIVIL ENGINEERG EQUIP ETC	576	718	408
763 SOUND RECORDRS, PHONOGRPH	3	159	86	726 PRINTG, BKBINDG MACHY, PTS	51	460	250
764 TELECOM EQPT, PTS, ACC NES	12	78	40	728 OTH MACHY FOR SPCL INDUS	390	943	520
773 ELECTR DISTRIBUTING MACH	102	143	82	736 MACHINE TOOLS FOR METAL	57	166	92
821 FURNITURE	20	88	53	741 HEATING, COOLING EQUIPMNT	16	73	39
851 FOOTWEAR	21	99	54	742 PUMPS FOR LIQUIDS ETC	41	145	79
874 MEASURING, CONTROLLING INSTR	2	148	81	743 PUMPS NES, CENTRIFUGES ETC	54	208	116
881 PHOTO APPAR & EQUIPT NES	8	86	47	745 NONELEC MACHY, TOOLS NES	180	648	356
897 GOLD, SILVER WARE, JEWELRY		57	34	749 NONELEC MACH PTS, ACC NES	48	213	116
				751 OFFICE MACHINES	20	68	38
VANUATU				759 OFFICE & ADP MCH PTS, ACC	3	53	30
IMPORTS	282 413	14 057	7 863	764 TELECOM EQPT, PTS, ACC NES	16	67	37
072 COCOA	913	306	170	774 ELECTRO-MEDCL, XRAY EQUIP	18	514	282
223 SEEDS FOR OTH FIXED OILS	281 457	13 742	7 688	775 HOUSEHOLD TYPE EQUIP NES	181	312	165
EXPORTS	494	330	179	778 ELECTRICAL MACHINERY NES	2 929	2 436	1 383
011 MEAT FRESH, CHILLD, FROZEN	460	88	48	781 PASS MOTOR VEH EXC BUSES	4 604	10 009	5 512
713 INTRNL COMBUS PISTN ENGN	9	100	56	782 LORRIES, SPCL MTR VEH NES	2 893	4 076	2 236
				783 ROAD MOTOR VEHICLES NES	78	188	103
				784 MOTOR VEHCL PTS, ACC NES	721	2 504	1 395
				785 MOTOR & OTHER CYCLES ETC	28	73	40
				786 VEH NES NONMOTR, TRAILERS	60	122	68
				812 PLUMBGG, HEATNG, LGHTNG EQU	73	114	60
				821 FURNITURE	331	246	136
				872 MEDICAL INSTRUMENTS NES		62	31
				874 MEASURING, CONTROLLING INSTR	9	112	63
				882 PHOTO, CINEMA SUPPLIES	244	535	299

7 IMPORTS AND EXPORTS (SPECIAL TRADE) BY COUNTRIES OF PRODUCTION AND CONSUMPTION AND BY GROUPS OF THE SITC-REV. II 1987

GROUP DESCRIPTION	DT = 100 KG	1 000 DM	1 000 \$	GROUP DESCRIPTION	DT = 100 KG	1 000 DM	1 000 \$
885 WATCHES AND CLOCKS	7	69	37				
892 PRINTED MATTER	51	78	46				
893 ARTICLES OF PLASTIC NES	158	229	128				
894 TOYS, SPORTING GOODS, ETC	101	200	114				
895 OFFICE SUPPLIES NES	75	328	183				
897 GOLD, SILVER WARE, JEWELRY		494	273				
898 MUSICAL INSTRUMENTS, PTS	52	196	107				
899 OTHER MANUFACTURED GOODS	14	64	33				
POLAR REG							
IMPORTS	7	50	27				
EXPORTS	383	1 382	769				
572 EXPLOSIVES, PYROTECH PROD	21	75	42				
752 AUTOMATIC DATA PROC EQUIP	2	346	191				
874 MEASURING, CONTROLLING INSTR	103	572	315				
SHIPS SUPPL							
IMPORTS	790 631	260 978	145 707				
334 PETROLEUM PRODUCTS, REFIN	3 442	580	319				
EXPORTS	25 842 062	839 201	468 454				
334 PETROLEUM PRODUCTS, REFIN	23 471 712	751 589	419 915				
696 CUTLERY	18	235	127				
713 INTRNL COMBUS PISTN ENGN	8	69	37				
UNID COUNTR							
IMPORTS	527	252	138				
634 VENEERS, PLYWOOD, ETC	224	117	65				
TOTAL IMPORTS	3 385 300 911 409 641 283 228 439 371						
EXPORTS	1 744 103 815 527 376 738 294 366 376						

IMPORTS AND EXPORTS (SPECIAL TRADE) 1987 BY GROUPS OF THE SITC
AND BY COUNTRIES OF PRODUCTION AND CONSUMPTION

GROUP COUNTRY	NUMBER	1 000 DM	1 000 \$
001 LIVE ANIMALS (ONLY HORSES)			
<u>IMPORTS</u>	6 753	24 908	13 886
France	232	2 399	1 343
Belgium Lux	276	876	483
Netherlands	411	1 416	797
Italy	42	284	160
United Kingdom	169	2 612	1 473
Ireland	75	475	265
Denmark	577	2 231	1 247
Portugal	13	69	39
Spain	58	327	178
Iceland	148	356	200
Norway	7	66	36
Sweden	40	538	300
Switzerland	187	618	341
Austria	178	500	281
USSR	250	651	365
Poland	2 636	3 747	2 077
Czechoslovakia	915	1 207	669
Hungary	163	452	252
USA	190	5 117	2 842
Canada	69	378	212
Bracil	10	74	42
Argentina	60	330	183
<u>EXPORTS</u>	14 016	52 549	29 380
France	4 168	7 889	4 394
Belgium Lux	2 753	4 189	2 330
Netherlands	354	1 566	873
Italy	4 577	10 781	6 007
United Kingdom	138	2 032	1 172
Denmark	230	1 410	795
Portugal	15	63	35
Spain	34	206	110
Canary Islands	4	150	81
Norway	4	62	34
Sweden	46	674	372
Finland	79	1 218	678
Switzerland	696	9 013	5 032
Austria	240	1 045	581
Yugoslavia	17	94	52
Czechoslovakia	5	130	79
Hungary	8	150	85
Rep S Africa	9	352	198
USA	393	8 467	4 716
Canada	88	1 295	758
Mexiko	19	126	71
Peru	3	74	41
Bracil	8	224	132
Saudi Arabia	8	164	97
South Korea	25	609	330
Japan	22	222	130

Foreign-Language Publications

English

Survey of German Federal Statistics

This abridged issue is intended above all for users looking for a general outline of statistical activities rather than the details. It therefore comprises from the detailed version the full text part describing the objectives, bases, methods and results of federal statistics.

Published at irregular intervals.

Present and Future Tasks of Official Statistics

Non-recurrent publication.

Statistical Compass

This brochure presents a selection of major bench-mark figures from all subject fields along with comparative figures for back years.

Annual publication.

Foreign Trade according to the Standard International Trade Classification (SITC-Rev. II)

This publication comprises the foreign trade figures according to the SITC-Rev. II with data by countries of production/consumption.

Annual publication.

Studies on Statistics

Published at irregular intervals. Issues which are still available:

No.	Title
22	Input-Output Tables
23	The German Microcensus
24	Fertility, Mortality, Age Structure and Population Development
25	International Comparison of Consumer Prices
26	Census of Agriculture, 1971
27	Family Budget Surveys
28	Revised Computations of Price Indices, Base 1970
29	Regional Statistics
30	Indices of Foreign Trade Prices, Base 1970
31	Environmental Statistics
32	Employment Statistics
33	Reform of Statistics of Production Industries
34	Distributive Trades
35	Price Indices, Base 1976
36	Statistical Information System of the Federation
37	Surveys and Registers
38	Indices of Production and Productivity
39	Concentration Statistics
40	Kind-of-Activity Units in Mining and Manufacturing
41	Dissemination of Statistical Information
42	Indices of Orders Received and Unfilled Orders
43	Calendar Adjustment of Time Series

French

Aperçu de la statistique fédérale allemande

Cette édition abrégée a été préparée surtout à l'intention des utilisateurs désireux de se renseigner sur les grandes lignes des activités statistiques plutôt que sur tous les détails. Elle contient donc de la version intégrale l'ensemble des textes décrivant les buts, les bases, les méthodes et les résultats de la statistique fédérale.

Publié à intervalles irréguliers.

Boussole des chiffres

Cette brochure comprend une sélection des principaux chiffres de référence de tous les domaines ainsi que des chiffres comparatifs pour des années antérieures.

Publication annuelle.

Spanish

Guía Estadística

Este folleto contiene una selección de datos importantes en todos los campos así como los datos comparativos de los años anteriores.

Publicación anual.

Trilingual

Trilingual List of Statistical Terms (German – English – French)

Non-recurrent publication.

List of Major International Abbreviations (German – English – French)

Published at irregular intervals.



STATISTISCHES BUNDESAMT
GUSTAV-STRESEMANN-RING 11
D-6200 WIESBADEN 1

Publications, prospectuses and the English and French versions of the general list of publications can be obtained from the publishers Messrs. W. Kohlhammer GmbH, Philipp-Reis-Strasse 3, Postfach 421120, D-6500 Mainz 42, Tel. (061 31) 59094/95.