

**Foreign Trade according  
to the Standard International  
Trade Classification (SITC-Rev.II) —  
Spezial Trade**

**1986**



**FEDERAL STATISTICAL OFFICE, WIESBADEN**

**PUBLISHERS: W. KOHLHAMMER GMBH, STUTTGART AND MAINZ**



**Foreign Trade according  
to the Standard International  
Trade Classification (SITC-Rev.II) –  
Spezial Trade**

**1986**

Statistisches Bundesamt  
Bibliothek - Dokumentation - Archiv



**FEDERAL STATISTICAL OFFICE, WIESBADEN**

**PUBLISHERS: W. KOHLHAMMER GMBH, STUTTGART AND MAINZ**



Published by:  
Federal Statistical Office  
Gustav-Stresemann-Ring 11  
D-6200 Wiesbaden  
Telephone (06121) 752475

Distributed by:  
Messrs. W. Kohlhammer GmbH  
Publications of the Federal  
Statistical Office  
Philipp-Reis-Str. 3  
D-6500 Mainz 42

Periodicity: annually

Published in June 1987

Price: DM 23,80

Order Number: 6370010-86700

Reproduction of the contents of this publication is subject to  
acknowledgement of the source and submission of a voucher copy.



	Page
Introduction .....	4
Geographical Nomenclature for the Foreign Trade Statistics of the Federal Republic of Germany .....	6
Alphabetical Index of Countries for Table 7 .....	7
Chart: Index of Current Value, Volume and Average Value of Imports and Exports (Special Trade) .....	8

Tables:

1	Development of Current Value and Volume (Base 1980) of Imports and Exports (Special Trade) by Sections of the SITC-Rev. II	
1.1	Imports by Groups of Countries in 1 000 DM .....	10
1.2	Exports by Groups of Countries in 1 000 DM .....	12
2	Index of Current Value, Volume and Average Value of Imports and Exports (Special Trade) by Sections of the SITC-Rev. II (1980 = 100)	
2.1	Total .....	14
2.2	EC-Countries .....	16
2.3	Other Countries .....	18
3	Imports and Exports (Special Trade) by Sections and Divisions of the SITC-Rev. II	
3.1	Imports .....	20
3.2	Exports .....	21
4	Imports and Exports (Special Trade) by Groups and Subgroups of the SITC-Rev. II	
4.1	Imports .....	22
4.2	Exports .....	38
5	Imports and Exports (Special Trade) by Continents and Countries (Countries of Production and Consumption) .....	54
6	Imports and Exports (Special Trade) by Groups of the SITC-Rev. II and by Countries of Production and Consumption .....	57
7	Imports and Exports (Special Trade) by Countries of Production and Consumption and by Groups of the SITC-Rev. II .....	198

Data relate to the Federal Republic; they include Berlin (West)

Symbols and Abbreviations

- 0 = Less than half of 1 at the last occupied digit, but more than nil
- = Category not applicable
- . = Figure unknown or not to be disclosed
- X = Tabular group blocked, information not meaningful
- n.e.s. = Not elsewhere stated



## Introduction

### 1 General explanations

#### 1.1 Legal foundations

The legal foundations of foreign trade statistics are:

- The Law on Statistics for Federal Purposes (Federal Statistics Law - BStatG) as amended on 22 January 1987 (Bundesgesetzblatt I, p. 462),
- the Law on Statistics on Frontier Crossing Trade in Goods (Foreign Trade Statistics Law - AHStatGes) of 1 May 1957 (Bundesgesetzblatt I, p. 413), amended by Article 9 of the 1st Law on the Adjustment of Statistics of 14 March 1980 (Bundesgesetzblatt I, p. 294),
- the Ordinance for the Implementation of the Law on Statistics on Frontier Crossing Trade in Goods (Foreign Trade Statistics - Implementing Ordinance - AHStatDV) as amended on 14 July 1977 (Bundesgesetzblatt I, p. 1281), amended by Article 24 of the 1st Law on the Adjustment of Statistics of 14 March 1980 (Bundesgesetzblatt I, p. 294) as well as by Article 15 of the 2nd Law on the Adjustment of Statistics of 19 December 1986 (Bundesgesetzblatt I, p. 2555).

#### 1.2 Subject-matter

Subject matter of the foreign trade statistics of the Federal Republic of Germany is the frontier crossing trade in goods of the statistical territory with foreign countries.

Foreign countries for the purposes of foreign trade statistics are the territories outside the statistical territory and outside the German Democratic Republic and Berlin (East).

Foreign trade statistics do not include the trade in goods between the statistical territory and the German Democratic Republic and Berlin (East). It is shown in separate statistics published as Series 6 in Subject-Matter Series 6 (Commerce, Hotel and Restaurant Industry, Tourism).

#### 1.3 Statistical territory

The statistical territory of foreign trade statistics comprises the Federal Republic of Germany (excl. the customs exclave of Büsingen) incl. Berlin (West) and the Austrian communities of Jungholz and Mittelberg (as customs enclaves).

#### 1.4 Declaration

The results of foreign trade statistics are generally based on the data provided by importers and exporters. The declaration for purposes of foreign trade statistics is as a rule effected using the forms "Einfuhranmeldung" (Import declaration) and "Ausfuhrerklärung zugleich Ausfuhranmeldung" (Notification of exports and export declaration).

#### 1.5 Trade system

The frontier crossing goods traffic is shown in foreign trade statistics as general trade (see Section 3), as special trade and as transit (only transshipment and transit entering and leaving by sea; see Series 6). Special trade essentially comprises those commodities which entered the statistical territory for use, consumption, working or manufacturing, or which, respectively, originated from production, working or manufacturing in the statistical territory and have been exported.

### 2 Special trade

#### 2.1 The data of the present publication relate to special trade which comprises

##### 2.1.1 in imports

- the direct importation of goods into free circulation, for inward processing under customs control ("Eigenveredelung" - processing of goods by Germans for German account - and "Lohnveredelung" - processing of goods by Germans for foreign account), after outward processing under customs control, and also repair trade,
- the importation of foreign goods leaving customs warehouses into the above mentioned types of imports; as warehouses in the meaning of foreign trade statistics are considered free port stores and customs storage warehouses (incl. open customs storage warehouses), as well as some special cases.

##### 2.1.2 in exports

the exportation of goods from free circulation, after customs-approved inward processing ("Eigenveredelung" - processing of goods by Germans for German account - and "Lohnveredelung" - processing of goods by Germans for foreign account), for customs-approved outward processing, and also repair trade.

### 2.2 Ships' and aircraft stores

As ships' and aircraft stores are shown in special trade the delivery of foreign goods leaving customs warehouses for the needs of outward-bound German sea-going vessels and aircraft (as imports), as well as the delivery of goods from free circulation and inward processing for the needs of outward-bound ships and aircraft (as exports). Included among ships' and aircraft stores as imports is also the delivery of foreign goods leaving customs warehouses for the supply of German sea-going ships and aircraft in foreign ports/airports. The relevant data are included in the types of importation and/or exportation mentioned in Section 2.1.1 and 2.1.2, respectively.

### 2.3 Exemptions and simplifications

The results of foreign trade statistics do not comprise goods and transport operations which according to Art. 31 of the Ordinance for the Implementation of the Law on Statistics on Frontier Crossing Goods Traffic (AHStatDV) are exempted from declaration, such as since spring 1980 shipments of industrial goods of a value of up to DM 500 inclusive (previously since 1974 = DM 300) and of food and agricultural goods of a value of up to DM 100 inclusive (previously since 1974 = DM 50), provided the weight of the shipment is not exceeding 1,000 kg; presents of a value of DM 500 inclusive per shipment; silver and gold for international payments; diplomatic and consular goods.

Not included either are goods imported or exported by the foreign armed forces stationed in the Federal Republic of Germany.

### 2.4 Reference month

As far as the presentation of foreign trade as special trade is concerned, direct imports and exports are generally shown in the month they crossed the border, while importations of goods entering customs warehouses, on the other hand, are shown only at the time of their importation from customs warehouses. Due to unavoidable delays in the submission of the declaration, and also because of the necessity to clear up doubtful items, it is possible to some, though a rather small extent that imports and exports are shown in a later reporting period. On the other hand, the export figures may also comprise shipments which, with the combined shipping procedure, with the simplified combined shipping procedure by railway or with the TIR procedure, have not yet left the statistical territory.

### 2.5 Commodity classifications

The grouping of commodities is shown according to the Standard International Trade Classification, Revision 2 (abbreviated title: SITC-Rev. II; Statistical Papers, Series M, No. 34/Rev. 2).

According to a decision of the Council of the European Communities taken on 9 December 1975 (75/767 EEC), this revised version of the SITC will be used in the member countries as of January 1978. It replaces the first revised 1961 version of the Standard International Trade Classification (SITC, Revised).

As against the first revised version, the SITC-Rev. II contains numerous changes and, in part, considerable extensions and has also been reconciled with the Nomenclature of the Customs Cooperation Council - CCCN - (formerly "Brussels Tariff Nomenclature") in such a manner that the smallest components (5 - digit SITC - positions) are corresponding to the tariff numbers of this nomenclature, or parts of such tariff numbers.

Details concerning the allocation of commodities can be seen from a correlation of the positions of the SITC-Rev. II with the Commodity Classification for Foreign Trade Statistics which can be obtained as a special print direct from the Federal Statistical Office, Postfach 55 28, D-6200 Wiesbaden 1. This correlation is further published as Annex 1 in the annual issue of Series 1 of Subject - Matter Series 7.

In the present report, the figures shown are for all reporting periods presented according to the new version of the SITC-Rev. II.

For many items the commodity descriptions have been abbreviated. The complete wording can be seen from the original version of the SITC, Rev. II, of the United Nations.

Deviating therefrom, postal packages (911) are classified in German foreign trade statistics according to their contents. Gold coins are covered by group 972; other coins (961) used as legal tender are not contained in the figures of foreign trade statistics.



Foreign Trade of electric energy comprises the financial settlements (incl. some special cases) and is shown throughout in Mwh.

## 2.6 Presentation

In Table 6 only those countries for which the reported value of imports or exports was at least \$ 30,000 are presented under the individual groups.

Table 7 presents under the various countries merely those groups of the SITC, for which the reported value for imports or exports was at least \$ 30,000 in the year concerned.

## 2.7 Partner countries

The "Alphabetic Index of Countries for Foreign Trade Statistics" as of January 1986 includes altogether 196 countries or areas, respectively. A detailed list of all countries is included in this publication.

With regard to imports, that country is shown as the country of production where goods were produced (country of origin), where the goods either were entirely extracted or manufactured, or where they underwent their last essential and economically justified working or stage of manufacture. There apply the conceptual definitions of Articles 4 to 7, Par. 1, of the Ordinance (EEC) No. 802/68 of the Council of 27 June 1968 (OJ EurCom., No. L 148, p. 1). As far as exports are concerned, that country is shown as the country of consumption (country of destination), in which the goods are to be used or consumed, worked or transformed.

## 2.8 Quantities

The quantity data (deciton - dt = 100 kg) refer to the net weight of the goods, or the net weight incl. retail packaging, respectively.

## 2.9 Values

The values are presented in DM 1,000 and in \$ 1,000. As a general principle, they relate to the value free at border which, independently of the currency shown on the invoice, must always be declared and recorded in DM. This is the value free at border of the statistical territory, and, as far as imports are concerned, the duties on entry are excluded. In the case of exportation or importation after processing, always the full value of the goods including processing and distribution costs is shown.

The values published in \$ 1,000 have been subsequently computed for imports and exports from the DM values. For this purpose, the following conversion rates were applied:

As from year, month	DM for 1 US-\$	As from year, month	DM for 1 US-\$
1981		1982	
January .....	2,01	January .....	2,29
February .....	2,14	February .....	2,37
March .....	2,11	March .....	2,38
April .....	2,16	April .....	2,40
May .....	2,29	May .....	2,31
June .....	2,38	June .....	2,43
July .....	2,44	July .....	2,46
August .....	2,50	August .....	2,48
September .....	2,36	September .....	2,50
October .....	2,25	October .....	2,53
November .....	2,22	November .....	2,56
December .....	2,26	December .....	2,42
1983		1984	
January .....	2,39	January .....	2,81
February .....	2,43	February .....	2,71
March .....	2,41	March .....	2,60
April .....	2,44	April .....	2,64
May .....	2,47	May .....	2,75
June .....	2,55	June .....	2,74
July .....	2,59	July .....	2,89
August .....	2,67	August .....	2,89
October .....	2,60	September .....	3,02
November .....	2,68	October .....	3,07
December .....	2,75	November .....	2,99
1985		1986	
January .....	3,17	January .....	2,44
February .....	3,29	February .....	2,33
March .....	3,31	March .....	2,26
April .....	3,08	April .....	2,27
May .....	3,11	May .....	2,23
June .....	3,06	June .....	2,24
July .....	2,92	July .....	2,15
August .....	2,79	August .....	2,06
September .....	2,84	September .....	2,04
October .....	2,64	October .....	2,00
November .....	2,59	November .....	2,03
December .....	2,51	December .....	1,99

Deviations from the specific conversion ratio may be due to rounding of the partial figures of which the figures shown here are composed.

## 2.10 Volume, indices, terms of trade

The volume is determined by multiplying the quantity of the reference month (per commodity number and group of countries) with the unit value of the base year (per commodity number and group of countries). The required base unit values are calculated by dividing the actual values of the base year (per commodity number and group of countries) by the relevant quantities. The volume indicates what the imports/exports would have been in the reference period if the unit values of the base year had remained constant.

The current value index shows the development of the nominal values as related to the base period. The volume index (according to Laspeyres) represents the development of foreign trade, adjusted for changes of the unit value. The unit value index (according to Paasche) informs about the movement of import and export unit values on the basis of the frontier crossing values. The terms of trade indicate how the purchasing power of an export unit, as measured in import units, has changed against the base year.

Index formulae:

$$\text{Current value index: } V_{o,n} = \frac{P_n \cdot q_n}{P_o \cdot q_o} \cdot 100$$

$$\text{Volume index: (according to Laspeyres)} \quad Q_{o,n} = \frac{P_o \cdot q_n}{P_o \cdot q_o} \cdot 100$$

$$\text{Unit value index: (according to Paasche)} \quad P_{o,n} = \frac{P_n \cdot q_n}{P_o \cdot q_n} \cdot 100$$

(x)

$$\text{Terms of trade: (real exchange relationship)} \quad ToT = \frac{P_{o,n}}{P_{o,n}^{(m)}} \cdot 100$$

p = unit value per commodity number and group of countries, q = quantity per commodity number and group of countries, o = base period, n = reference period  
 $P_{o,n}^{(x)}$  = index of export unit values,  $P_{o,n}^{(m)}$  = index of import unit values.

See in this connection the article: "Neuberechnung des Außenhandelsvolumens und der Außenhandelsindizes of Basis 1980" in: "Wirtschaft und Statistik", No. 2/1986, p. 155 ff.

## 2.11 Publications and information service

Rather detailed figures of foreign trade statistics are being published in Series 2 to 8 and 9 of Subject-Matter Series 7, entitled "Außenhandel" (Foreign trade).

Moreover, figures of still greater detail may be obtained against reimbursement of costs in the form of table extracts from the Federal Statistical Office, P.O.B. 5528, D-6200 Wiesbaden 1. Out of the great number of possible tabulations, the following should be mentioned:

Imports and exports by commodity numbers, countries of production and of consumption, types of imports and of exports,

Imports by code numbers, countries of production and types of imports,

Imports/exports by countries of purchase/sale and by countries of production/consumption, as well as by commodity subgroups of food industry and the industrial economy,

Imports entering customs warehouses, imports leaving customs warehouses and exports leaving customs warehouses by commodity numbers and countries,

Imports according to branches of transport, border sections, countries of production and commodity subgroups of food industry and industrial economy.

A detailed description of the methodology of foreign trade statistics is contained in the publication "Außenhandel und Statistik" (Foreign Trade and Statistics) of the series "Zahl und Leben" (Figures and Life), No. 7, also published by Messrs. W. Kohlhammer.

## 3 Notes

The figures for 1986 are definite results. For the results of earlier reference periods always applies the "Introductory Note" (Vormerkung) of the relevant report.



## Geographical Nomenclature for the Foreign Trade Statistics of the Federal Republic of Germany

E U R O P E		A S I A	
	Community	328 Burundi	
		329 St Helena a. dependencies	
		330 Angola	Near and Middle East
001	France (incl. Monaco)	334 Ethiopia	
002	Belgium a. Luxembourg	338 Djibouti	600 Cyprus
003	Netherlands	342 Somalia	604 Lebanon
005	Italy (incl. San Marino)	346 Kenya	608 Syria
006	United Kingdom (Great Britain, Northern Ireland, Isle of Man, British Channel Islands)	350 Uganda	612 Iraq
		352 Tanzania	616 Iran
		355 Seychelles a. dependencies	624 Israel
		357 British Indian Ocean Territory (Chagos Archipelago)	628 Jordan
007	Ireland	366 Mozambique	632 Saudi Arabia
008	Denmark	370 Madagascar	636 Kuwait
009	Greece	372 Réunion	640 Bahrain
010	Portugal (incl. Azores a. Madeira)	373 Mauritius	644 Qatar
011	Spain	375 Comoros	647 United Arab Emirates
	Spanisch territories not included in the customs or statistical territory	377 Mayotte	649 Oman
		378 Zambia	652 North Yemen
		382 Zimbabwe	656 South Yemen
		386 Malawi	
021	Canary Islands	390 Republic of South Africa	Other Asian Countries
022	Ceuta a. Melilla	391 Botswana	660 Afghanistan
	Other European Countries	393 Swaziland	662 Pakistan
		395 Lesotho	664 India (incl. Sikkim)
024	Iceland		666 Bangladesh
025	Faroe Islands		667 Maldives
028	Norway (incl. Svalbard)		669 Sri Lanka (Ceylon)
030	Sweden	A M E R I C A	672 Nepal
032	Finland		675 Bhutan
036	Switzerland (incl. Büsingen, Liechtenstein)	North America	676 Burma
038	Austria (excl. Jungholz a. Mittelberg)	400 United States of America (incl. Puerto Rico)	680 Thailand
043	Andorra	404 Canada	684 Laos
044	Gibraltar	406 Greenland	690 Vietnam
045	Vatican City State	408 St Pierre a. Miquelon	696 Kampuchea (Cambodia)
046	Malta		700 Indonesia
048	Yugoslavia	Central and South America	701 Malaysia (Malaya, Sabah, Sarawak)
052	Turkey		703 Brunei
056	Soviet Union	412 Mexiko	706 Singapore
060	Poland	413 Bermuda	708 Philippines
062	Czechoslovakia	416 Guatemala	716 Mongolia
064	Hungary	421 Belize	720 China
066	Romania	424 Honduras	724 North Korea
068	Bulgaria	428 El Salvador	728 South Korea
070	Albania	432 Nicaragua	732 Japan
		436 Costa Rica	736 Taiwan
	A F R I C A	442 Panama	740 Hong Kong
	North Africa	448 Cuba	743 Macao
204	Morocco	449 St. Christoph a. Nevis	
208	Algeria	452 Haiti	A U S T R A L A S I A ,
212	Tunisia	453 Bahamas	O C E A N I A A N D
216	Libya	454 Turks a. Caicos Islands	O T H E R T E R R I T O R I E S
220	Egypt	455 West Indies	
224	Sudan	456 Dominican Republic	800 Australia
	West Africa	457 Virgin Islands of the United States	801 Papua New Guinea
		458 Guadeloupe	802 Australian Oceania (Heard a. McDonald Islands, Cocos Islands, Christmas a. Norfolk Islands)
228	Mauritania	459 Antigua a. Barbuda	
232	Mali	460 Dominica	803 Nauru
236	Burkina Faso	462 Martinique	804 New Zealand
240	Niger	463 Cayman Islands	806 Solomon Islands
244	Chad	464 Jamaica	807 Tuvalu
247	Republic of Cape Verde	465 St Lucia	808 American Oceania
248	Senegal	467 St Vincent	809 New Caledonia a. dependencies
252	Gambia	469 Barbados	811 Wallis a. Futuna Islands
257	Guinea Bissau	472 Trinidad a. Tobago	812 Kiribati
260	Guinea	473 Grenada	813 Pitcairn
264	Sierra Leone	476 Netherlands Antilles (Curacao, Aruba, etc.)	814 New Zealand Oceania (Tokelau a. Niue Islands); Cook Islands
268	Liberia		
272	Ivory Coast	480 Colombia	815 Fiji
276	Ghana	484 Venezuela	816 Vanuatu
280	Togo	488 Guyana	817 Tonga
284	Benin	492 Suriname	819 Western Samoa
288	Nigeria	496 French Guiana	822 French Polynesia
		500 Ecuador	890 Polar Regions
	Central, East and South Africa	504 Peru	
		508 Brazil	
302	Cameroon	512 Chile	M I S C E L L A N E O U S
306	Central African Republic	516 Bolivia	
310	Equatorial Guinea	520 Paraguay	950 Supplies for ships a. aircraft (imports for German a. exports resp. transit for foreign vessels a. aircraft)
311	Sao Tomé a. Principe	524 Uruguay	
314	Gabon	528 Argentina	958 Unidentified countries
318	Congo	529 Falkland Islands a. dependencies	
322	Zaire		
324	Rwanda		

Neither the headings which make up this nomenclature nor the details used with them are to be taken as any expression of opinion on the political status of the countries or territories concerned.



Alphabetical Index of Countries for Table 7

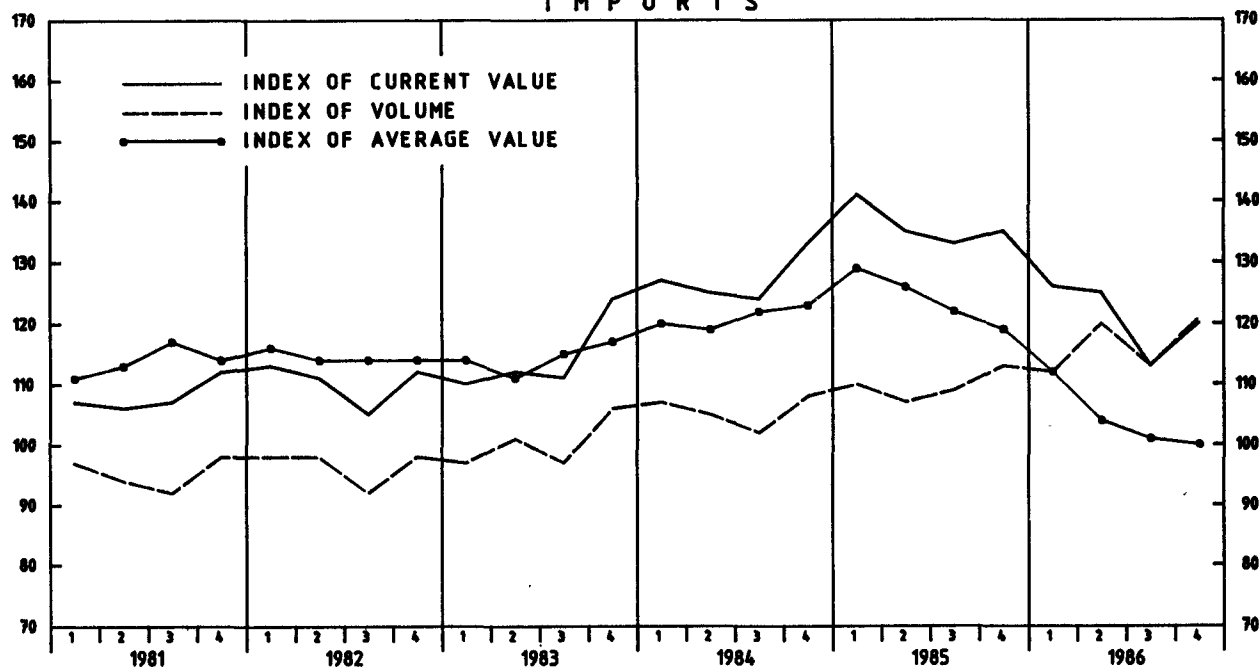
Country	Page	Country	Page
Afghanistan	309	Macao	330
Albania	246	Madagascar	267
Algeria	247	Malawi	270
American Oceania	333	Malaysia	318
Americ. Virgin Is.	283	Maldives	313
Andorra	230	Mali	252
Angola	262	Malta	231
Antigua & Barbuda	283	Martinique	283
Argentina	295	Mauritania	252
Australia	330	Mauritius	268
Austral. Oceania	332	Mayotte	268
Austria	228	Mexico	276
Bahamas	282	Mongolia	321
Bahrain	305	Morocco	246
Bangladesh	312	Mozambique	266
Barbados	284	Nauru	332
Belgium & Luxembourg	200	Nepal	314
Belize	278	Netherl. Antilles	285
Benin	257	Netherlands	202
Bermuda	277	New Caledonia	333
Bhutan	314	New Zealand	332
Bolivia	293	N. Zealand Oceania	334
Botswana	272	Nicaragua	279
Brazil	290	Niger	253
Brit. In. Oc. Terr.	266	Nigeria	258
Brunei	319	North Korea	323
Bulgaria	244	North Yemen	308
Burma	314	Norway	220
Burundi	262	Oman	307
Cameroon	259	Pakistan	310
Canada	274	Panama	280
Canary Islands	218	Papua New Guinea	332
Cayman Islands	284	Paraguay	293
Central Afr. Rep.	260	Peru	289
Ceuta and Melilla	219	Philippines	320
Chad	253	Poland	237
Chile	292	Polar Reg.	335
China	322	Portugal	214
Columbia	286	Qatar	306
Comoros	268	Rep. Cape Verde	253
Congo	260	Rep. South Africa & Namibia	270
Costa Rica	280	Réunion	267
Cuba	281	Romania	243
Cyprus	296	Rwanda	262
Czechoslovakia	239	S. Tomé & Príncipe	260
Denmark	211	Saudi Arabia	303
Djibouti	264	Senegal	253
Dominica	283	Seychelles	266
Dominican Republic	282	Ships suppl	335
Ecuador	288	Sierra Leone	255
Egypt	250	Singapore	319
El Salvador	279	Solomon Islands	333
Equatorial Guinea	260	Somalia	264
Ethiopia	263	South Korea	324
Falkland Is.	296	South Yemen	309
Faroe Islands	220	Sovjetunion	236
Finland	224	Spain	216
Fiji	334	Sri Lanka	313
France	198	St. Christoph a. Nevis	282
French Guiana	288	St. Helena	262
French Polynesia	334	St. Lucia	284
Gabon	260	St. Pierre & Miquelon	276
Gambia	254	St. Vincent	276
Ghana	256	Sudan	251
Gibraltar	231	Suriname	288
Greece	213	Swaziland	272
Greenland	276	Sweden	222
Grenada	285	Switzerland	226
Guadeloupe	283	Syria	298
Guatemala	278	Taiwan	327
Guinea	254	Tanzania	266
Guinea-Bissau	254	Thailand	315
Guyana	288	Togo	257
Haiti	282	Tonga	334
Honduras	278	Trinidad and Tobago	285
Hong Kong	329	Turks & Caicos Is.	282
Hungary	241	Tunisia	248
Iceland	219	Turkey	234
India	311	Tuvalu	333
Indonesia	316	Uganda	265
Iran	299	Unident. countries	335
Iraq	298	Unit. Arab. Emirates	306
Ireland	209	United Kingdom	207
Israel	300	Burkina Faso	252
Italy	204	Uruguay	294
Ivory Coast	256	USA	272
Jamaica	284	Vanuatu	334
Japan	325	Vatican City	231
Jordan	302	Venezuela	287
Kampuchea	316	Vietnam	316
Kenya	264	Wallis & Futuna	334
Kiribati	334	West Indies	282
Kuwait	304	West. Samoa	334
Laos	316	Yugoslavia	232
Lebanon	297	Zaire	261
Lesotho	272	Zambia	268
Liberia	255	Zimbabwe	269
Libya	249		



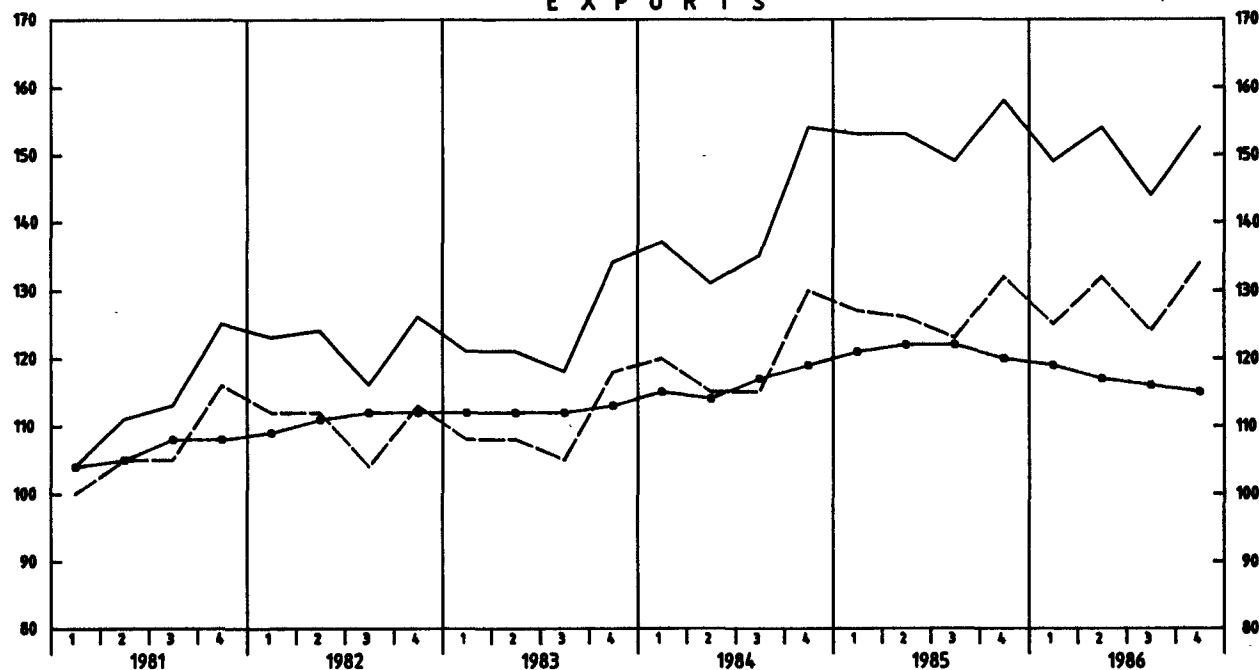
# INDEX OF CURRENT VALUE, VOLUME AND AVERAGE VALUE OF IMPORTS AND EXPORTS (SPECIAL TRADE)

1980 = 100

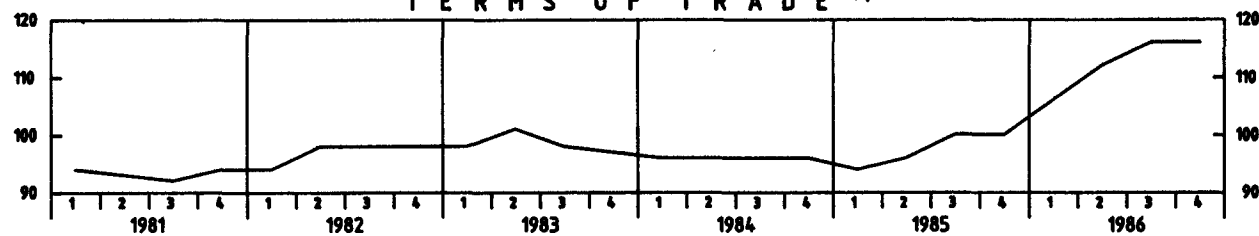
## IMPORTS



## EXPORTS



## TERMS OF TRADE 1)



STAT. BUNDESAMT 907.603

1) INDEX OF AVERAGE VALUE OF EXPORTS IN % OF THE INDEX OF AVERAGE VALUE OF IMPORTS



T a b l e s



**1 Development of Current Value and Volume of Imports and Exports**

**(Special Trade) by Sections of the SITC - Rev. II**

**1.1 Imports by Groups of Countries**

**- Countries of production -**

Year Quarter	Total	Section									
		0 Food and live animals	1 Beverages and tobacco	2 Crude materials, inedible	3 Mineral fuels, lubricants etc.	4 Animal and vegetable oils and fats	5 Chemicals	6 Manufactured goods classified chiefly by material	7 Machinery and transport equipment	8 Miscella- neous manufactured articles	9 Commodities and trans- actions not classified acc. to kind 1)
Current Value in 1 000 DM											
Total											
1982 ....	376 463 920	37 842 209	4 076 630	26 066 007	88 366 184	1 737 711	29 159 290	59 285 499	76 475 156	41 319 300	12 135 934
1983 ....	390 192 040	38 554 831	4 209 401	27 116 393	82 690 576	1 858 744	31 882 637	63 447 524	85 094 946	43 721 487	11 615 501
1984 ....	434 256 917	41 948 773	4 113 524	31 006 174	88 533 896	2 954 787	37 082 352	71 258 600	95 109 838	49 553 175	12 695 798
1985 ....	463 810 992	44 320 161	4 602 199	31 881 101	92 181 868	2 754 681	41 259 571	74 921 487	105 954 405	52 904 413	13 031 106
1986 ....	413 744 431	42 742 435	4 495 593	26 502 182	48 246 745	1 518 959	38 313 033	73 404 423	108 953 938	55 928 798	13 638 325
1982 Q. 1	96 458 091	9 097 113	1 115 727	6 708 554	22 894 174	399 902	7 368 597	15 489 077	19 728 655	10 814 454	2 841 838
Q. 2	95 040 549	10 075 730	959 262	6 752 505	21 652 543	453 166	7 540 564	15 740 092	19 268 867	9 497 865	3 099 955
Q. 3	89 687 540	9 173 735	870 392	6 092 369	20 977 863	457 654	7 273 718	13 752 603	17 450 815	10 869 865	2 768 526
Q. 4	95 277 740	9 495 631	1 131 249	6 512 579	22 841 604	426 989	6 976 411	14 303 727	20 026 819	10 137 116	3 425 615
1983 Q. 1	93 674 635	9 009 535	1 062 024	6 455 247	21 107 723	375 024	7 606 536	14 666 324	19 645 336	10 914 401	2 832 485
Q. 2	95 909 080	9 697 134	971 407	6 887 555	19 748 318	416 659	7 856 741	16 291 191	21 339 874	9 777 764	2 922 437
Q. 3	95 091 764	9 293 293	990 669	6 387 211	19 864 800	452 757	8 285 715	15 421 741	20 334 582	11 562 960	2 498 036
Q. 4	105 516 561	10 554 869	1 185 301	7 386 380	21 969 735	614 304	8 133 645	17 068 268	23 775 154	11 466 362	3 362 543
1984 Q. 1	108 739 636	10 269 001	1 005 647	7 808 034	23 220 381	642 074	9 314 997	17 743 617	22 668 346	12 924 340	3 143 199
Q. 2	106 486 107	11 082 631	976 943	7 659 072	21 520 034	704 874	9 324 312	18 270 429	22 863 422	10 962 422	3 121 968
Q. 3	105 869 423	10 110 425	930 761	7 391 538	21 677 266	809 618	9 187 016	16 930 001	22 757 003	13 035 266	3 040 529
Q. 4	113 161 751	10 486 716	1 200 173	8 147 530	22 116 215	798 221	9 256 027	18 314 553	26 821 067	12 631 147	3 390 102
1985 Q. 1	120 220 116	11 416 923	1 149 849	8 354 669	25 395 617	751 631	10 079 286	18 529 263	27 160 661	14 193 171	3 189 046
Q. 2	115 531 013	11 556 642	1 101 168	8 456 000	22 938 958	732 465	10 524 455	19 291 437	26 181 399	11 583 095	3 165 394
Q. 3	113 204 396	10 611 194	1 043 613	7 499 800	22 749 648	714 889	10 500 088	18 272 498	24 725 495	13 796 030	3 291 141
Q. 4	114 855 467	10 735 402	1 307 569	7 570 632	21 097 645	555 696	10 155 742	18 828 289	27 886 850	13 332 117	3 385 525
1986 Q. 1	107 752 297	10 587 192	1 110 627	7 048 133	17 561 033	436 911	9 551 478	18 360 420	26 072 042	13 806 483	3 217 978
Q. 2	106 862 708	11 690 163	1 030 080	6 895 305	12 505 117	404 670	9 933 821	19 622 279	28 125 334	12 721 875	3 394 064
Q. 3	96 507 113	9 938 950	1 092 247	5 876 574	9 066 790	358 962	9 603 671	17 275 075	25 434 548	14 737 443	3 122 853
Q. 4	102 622 313	10 526 130	1 262 639	6 682 170	9 113 805	318 416	9 224 063	18 146 649	29 322 014	14 662 997	3 363 430
EC-Countries <sup>2)</sup>											
1982 ....	181 148 482	20 812 395	2 402 528	7 167 181	33 004 354	686 789	19 529 274	31 961 932	42 367 578	19 071 999	4 144 452
1983 ....	191 438 028	21 035 060	2 434 410	8 073 012	33 291 586	793 579	21 243 556	34 333 156	46 024 069	19 889 586	4 320 014
1984 ....	208 034 978	22 419 586	2 467 823	8 639 751	37 178 401	1 163 290	24 496 482	37 444 831	48 248 460	21 613 944	4 362 410
1985 ....	225 406 021	24 412 618	2 695 081	9 513 634	39 727 462	1 085 642	27 083 665	39 958 608	52 422 051	23 243 948	5 263 312
1986 ....	206 022 336	24 129 013	2 749 520	8 500 244	22 195 123	669 549	25 388 927	39 870 372	53 061 666	24 418 799	5 039 123
1982 Q. 1	46 466 712	4 861 113	676 363	1 810 336	8 981 824	148 412	4 980 343	8 266 856	10 902 782	4 946 225	892 458
Q. 2	45 968 781	5 671 671	551 567	1 777 474	7 982 146	186 276	5 154 783	8 490 417	10 720 038	4 379 877	1 054 532
Q. 3	43 077 206	5 375 474	491 507	1 604 730	7 900 665	187 472	4 650 951	7 346 383	9 629 180	4 920 683	970 161
Q. 4	45 635 783	4 904 137	683 091	1 974 641	8 139 719	164 629	4 743 197	7 858 276	11 115 578	4 825 214	1 227 301
1983 Q. 1	46 207 195	4 848 104	636 281	1 907 098	8 787 377	160 104	5 158 400	7 844 109	11 022 338	4 942 846	900 538
Q. 2	48 334 239	5 630 957	547 297	2 021 015	8 323 117	166 762	5 241 711	8 929 119	11 680 995	4 535 574	1 257 692
Q. 3	45 632 261	5 258 165	517 751	1 764 900	7 409 968	192 078	5 232 272	8 167 976	11 006 844	5 158 490	923 817
Q. 4	51 264 333	5 297 834	733 081	2 379 999	8 771 124	274 635	5 611 173	9 391 952	12 313 892	5 252 676	1 237 967
1984 Q. 1	52 480 148	5 148 347	612 649	2 156 438	10 206 155	249 992	6 075 820	9 351 690	12 011 916	5 617 586	1 049 555
Q. 2	51 103 819	6 408 431	566 717	2 135 029	8 614 084	276 385	6 229 332	9 665 835	11 449 440	4 779 214	979 352
Q. 3	50 212 666	5 625 084	530 269	1 970 044	8 964 789	317 688	5 894 844	8 719 038	11 047 270	5 605 742	1 087 898
Q. 4	54 238 345	5 237 724	758 188	2 378 240	9 393 373	319 225	6 296 486	9 708 268	13 289 834	5 611 402	1 245 605
1985 Q. 1	58 942 640	6 096 788	679 336	2 437 391	12 196 639	311 378	6 449 900	9 548 979	13 835 325	5 901 357	1 485 817
Q. 2	55 345 140	6 598 968	639 250	2 461 115	8 913 176	275 814	6 722 941	10 398 753	12 874 812	5 107 247	1 353 064
Q. 3	54 292 137	6 095 033	570 409	2 099 297	9 200 364	279 427	7 035 251	9 742 259	11 884 458	6 143 956	1 241 683
Q. 4	56 826 104	5 621 829	806 086	2 515 831	9 417 553	219 023	6 875 573	10 268 617	13 827 456	6 091 388	1 182 748
1986 Q. 1	53 961 404	5 781 533	677 369	2 338 358	8 418 385	195 651	6 390 007	9 834 612	13 046 095	5 953 146	1 326 248
Q. 2	54 030 812	6 856 272	629 992	2 134 580	6 000 819	175 954	6 587 886	10 779 264	13 717 024	5 633 182	1 515 839
Q. 3	47 344 442	5 985 212	599 166	1 773 332	3 761 245	161 490	6 308 076	9 228 687	12 097 503	6 436 483	993 248
Q. 4	50 685 678	5 505 996	842 993	2 253 974	4 014 674	136 454	6 102 958	10 027 809	14 201 044	6 395 988	1 203 788
Other Countries <sup>3)</sup>											
1982 ....	195 315 438	17 029 814	1 674 102	18 898 826	55 361 830	1 050 922	9 630 016	27 323 567	34 107 578	22 247 301	7 991 482
1983 ....	198 754 012	17 519 771	1 774 991	19 043 381	49 398 990	1 065 165	10 639 081	29 114 368	39 070 877	23 831 901	7 295 487
1984 ....	226 221 939	19 529 187	1 645 701	22 366 423	51 355 495	1 791 497	12 585 870	33 813 769	46 861 378	27 939 231	8 333 388
1985 ....	238 404 971	19 907 543	1 907 118	22 367 467	52 454 406	1 669 039	14 175 906	34 962 879	53 532 354	29 660 465	7 767 794
1986 ....	207 722 095	18 613 422	1 746 073	18 001 938	26 051 622	849 410	12 924 106	33 534 051	55 892 272	31 509 999	8 599 202
1982 Q. 1	49 991 379	4 236 000	439 364	4 898 218	13 912 350	251 490	2 388 254	7 222 221	8 825 873	5 868 229	1 949 380
Q. 2	49 071 768	4 404 059	407 695	4 975 031	13 670 397	266 890	2 385 781	7 249 675	8 548 829	5 117 988	2 045 423
Q. 3	46 610 334	3 798 261	378 885	4 487 639	13 077 198	270 182	2 622 767	6 406 220	7 821 635	5 949 182	1 798 365
Q. 4	49 641 957	4 591 494	448 158	4 537 938	14 701 885	262 360	2 233 214	6 445 451	8 911 241	5 311 902	2 198 314
1983 Q. 1	47 467 440	4 161 431	425 743	4 548 149	12 320 346	214 920	2 448 136	6 822 215	8 622 998	5 771 555	1 931 947
Q. 2	47 574 841	4 066 177	424								



## 1 Development of Current Value and Volume of Imports and Exports

## (Special Trade) by Sections of the SITC - Rev. II

## 1.1 Imports by Groups of Countries

## - Countries of production -

Year Quarter	Total	Section									
		0 Food and live animals	1 Beverages and tobacco	2 Crude materials, inedible	3 Mineral fuels, lubricants etc.	4 Animal and vegetable oils and fats	5 Chemicals	6 Manufactured goods classified chiefly by material	7 Machinery and transport equipment	8 Miscella- neous manufactured articles	9 Commodities and trans- actions not classified acc. to kind 1)
Volume in 1 000 DM 2)											
Total											
1982 ....	328 677 105	35 068 744	3 602 908	24 066 932	63 935 225	1 627 068	26 510 187	56 329 098	68 732 051	36 919 067	x
1983 ....	341 826 766	35 945 626	3 635 659	25 116 588	63 662 401	1 696 761	29 335 839	60 158 075	72 914 030	39 014 514	x
1984 ....	359 472 879	36 694 923	3 435 469	25 794 958	64 156 284	1 753 744	31 946 918	63 779 472	79 116 946	41 851 748	x
1985 ....	374 427 857	39 280 440	3 638 688	27 068 449	65 358 362	1 823 120	33 956 678	64 758 810	83 955 347	43 783 775	x
1986 ....	397 505 996	40 346 720	3 539 744	27 469 372	68 457 769	1 922 312	35 399 374	68 944 262	89 440 676	49 870 802	x
1982 Q. 1	83 209 001	8 411 026	987 895	6 071 235	16 228 170	370 168	6 544 571	14 532 739	17 661 123	9 523 555	x
Q. 2	83 726 504	9 016 560	856 415	6 184 807	16 321 816	417 900	6 852 628	14 944 750	17 531 377	8 587 855	x
Q. 3	78 409 015	8 580 282	766 278	5 706 965	15 322 934	421 560	6 603 794	13 079 207	15 682 415	9 521 639	x
Q. 4	83 332 585	9 060 876	992 320	6 103 925	16 062 305	417 440	6 509 194	13 772 402	17 857 136	9 286 018	x
1983 Q. 1	82 327 011	8 628 151	922 674	6 080 010	15 968 501	387 046	6 963 372	14 217 751	17 006 213	9 625 796	x
Q. 2	86 189 655	9 136 381	848 694	6 529 509	15 909 573	427 681	7 439 187	15 692 085	18 503 473	8 998 870	x
Q. 3	82 921 821	8 587 111	855 630	5 851 695	15 421 797	407 838	7 704 808	14 476 891	17 267 231	10 125 315	x
Q. 4	90 388 279	9 593 983	1 008 661	6 655 374	16 362 530	474 196	7 228 472	15 771 348	20 137 113	10 264 533	x
1984 Q. 1	91 003 150	8 946 138	858 099	6 586 229	16 826 931	421 017	8 063 803	16 297 417	19 307 398	10 977 972	x
Q. 2	89 544 593	9 524 017	820 188	6 447 384	15 955 963	425 378	8 139 937	16 521 238	19 328 770	9 619 176	x
Q. 3	86 943 681	8 918 881	780 913	6 093 220	15 970 141	446 954	7 838 989	14 936 697	18 753 188	10 624 499	x
Q. 4	91 981 455	9 305 887	976 269	6 668 125	15 403 249	460 395	7 904 189	16 024 120	21 727 590	10 630 101	x
1985 Q. 1	93 533 575	9 806 208	944 216	6 561 878	16 431 632	432 900	8 293 797	15 893 180	21 427 217	11 282 405	x
Q. 2	91 639 186	9 849 211	877 841	6 970 881	15 801 694	434 919	8 590 045	16 459 551	20 401 604	9 661 726	x
Q. 3	92 715 702	9 617 820	808 351	6 511 554	17 190 600	480 548	8 610 135	15 817 174	19 682 245	11 238 672	x
Q. 4	96 539 394	10 007 201	1 008 280	7 024 136	15 934 436	474 753	8 462 701	16 588 905	22 444 281	11 600 972	x
1986 Q. 1	95 851 976	9 615 846	874 131	6 774 813	17 273 356	429 136	8 194 974	16 636 617	21 291 274	11 891 178	x
Q. 2	102 645 790	10 659 557	797 392	7 116 604	18 564 952	473 436	8 988 524	18 257 400	22 805 556	11 542 086	x
Q. 3	96 039 853	9 574 910	859 772	6 150 604	16 880 410	499 356	9 105 056	16 468 490	20 900 621	12 888 081	x
Q. 4	102 968 377	10 496 407	1 008 449	7 427 351	15 739 051	521 384	9 110 820	17 581 755	24 443 225	13 549 457	x
EC-Countries 3)											
1982 ....	162 360 739	19 055 055	2 220 949	6 795 016	23 987 921	644 279	17 907 051	30 057 196	40 131 594	17 727 358	x
1983 ....	172 526 860	19 876 038	2 239 665	7 646 798	25 927 533	714 209	19 518 011	32 395 867	42 074 550	18 283 674	x
1984 ....	179 586 582	20 291 152	2 242 409	7 842 758	27 145 437	737 525	21 312 645	33 745 455	43 436 242	19 031 596	x
1985 ....	188 909 430	22 334 605	2 348 272	8 524 197	28 440 462	717 561	22 524 883	34 542 378	45 126 294	20 049 761	x
1986 ....	197 560 423	22 925 304	2 314 076	8 736 054	31 030 116	745 149	23 543 413	36 550 516	45 595 788	21 834 079	x
1982 Q. 1	40 841 843	4 382 484	611 629	1 673 728	6 285 859	138 353	4 497 157	7 686 977	10 259 033	4 510 256	x
Q. 2	41 631 688	5 005 090	515 962	1 677 754	6 065 336	174 192	4 728 728	8 088 715	10 244 787	4 154 326	x
Q. 3	38 862 684	4 993 420	461 410	1 546 797	5 888 253	175 084	4 253 019	6 956 893	9 182 339	4 477 154	x
Q. 4	41 024 524	4 674 061	631 948	1 896 737	5 748 473	156 650	4 428 147	7 324 621	10 445 435	4 585 622	x
1983 Q. 1	41 236 319	4 601 930	589 984	1 781 491	6 708 884	160 212	4 715 841	7 475 852	9 975 789	4 420 222	x
Q. 2	44 329 397	5 345 660	514 591	1 960 504	6 780 758	166 824	4 918 493	8 514 073	10 691 506	4 318 304	x
Q. 3	41 282 976	4 962 691	488 307	1 695 065	5 854 892	173 579	4 900 580	7 686 884	10 030 296	4 641 872	x
Q. 4	45 678 168	4 965 757	646 783	2 209 738	6 582 999	213 594	4 983 097	8 719 058	11 376 959	4 903 276	x
1984 Q. 1	45 302 030	4 624 277	567 155	1 938 577	7 312 410	173 273	5 304 332	8 589 998	10 989 535	4 882 533	x
Q. 2	44 593 349	5 587 145	526 222	1 932 547	6 439 503	179 685	5 470 886	8 771 703	10 428 748	4 381 126	x
Q. 3	43 220 012	5 168 387	490 576	1 809 326	6 782 056	189 606	5 086 674	7 793 286	10 217 084	4 755 278	x
Q. 4	46 471 191	4 911 343	658 456	2 162 308	6 611 468	194 961	5 450 753	8 590 468	11 800 875	5 012 659	x
1985 Q. 1	48 264 441	5 537 717	617 061	2 089 952	7 948 589	189 709	5 477 210	8 316 229	12 025 515	4 927 292	x
Q. 2	46 112 181	5 826 262	568 899	2 164 225	6 315 248	165 900	5 565 873	8 938 259	11 007 172	4 464 220	x
Q. 3	46 051 388	5 681 275	493 827	1 917 903	7 148 683	187 939	5 753 960	8 397 050	10 281 395	5 143 084	x
Q. 4	48 481 420	5 289 351	668 485	2 352 117	7 027 942	174 013	5 727 840	8 890 840	11 812 212	5 515 165	x
1986 Q. 1	48 130 290	5 318 420	580 777	2 211 772	8 266 646	176 598	5 493 986	8 662 614	11 146 451	5 155 992	x
Q. 2	51 868 027	6 333 141	524 703	2 203 050	8 766 043	185 843	5 962 166	9 805 578	11 684 591	5 177 696	x
Q. 3	47 145 452	5 806 235	512 070	1 852 232	7 105 377	197 634	6 048 994	8 650 469	10 534 572	5 558 329	x
Q. 4	50 416 654	5 467 508	696 526	2 469 000	6 892 050	185 074	6 038 267	9 431 855	12 230 174	5 942 062	x
Other Countries 4)											
1982 ....	166 316 366	16 013 689	1 381 959	17 271 916	39 947 304	982 789	8 603 136	26 271 902	28 600 457	19 191 709	x
1983 ....	169 299 906	16 069 588	1 395 994	17 469 790	37 734 868	982 552	9 817 828	27 762 208	30 839 480	20 730 840	x
1984 ....	179 886 297	16 403 771	1 193 060	17 952 200	37 010 847	1 016 219	10 634 273	30 034 017	35 680 704	22 820 152	x
1985 ....	185 518 427	16 945 835	1 290 416	18 544 252	36 917 900	1 105 559	11 431 795	30 216 432	38 829 053	23 734 014	x
1986 ....	199 945 573	17 421 416	1 225 668	18 733 318	37 427 653	1 177 163	11 855 961	32 393 746	43 844 888	28 036 723	x
1982 Q. 1	42 367 158	4 028 542	376 266	4 397 507	9 942 311	231 815	2 047 414	6 845 762	7 402 090	5 013 299	x
Q. 2	42 094 816	4 011 470	340 453	4 507 053	10 256 480	243 708	2 123 900	6 856 035	7 286 590	4 433 529	x
Q. 3	39 546 331	3 586 862	304 868	4 160 168	9 434 681	246 476	2 350 775	6 122 324	6 500 076	5 044 485	x
Q. 4	42 308 061	4 386 815	360 372	4 207 188	10 313 832	260 790	2 081 047	6 447 781	7 411 701	4 700 396	x
1983 Q. 1	41 090 692	4 026 221	332 690	4 298 519	9 259 617	226 834	2 247 531	6 741 899	7 030 424	5 205 574	x
Q. 2	41 860 258	3 790 721	334 103	4 569 005	9 128 815	260 857	2 520 694	7 178 012	7 811 967	4 680 566	x
Q. 3	41 638 845	3 624 420	367 323	4 156 630	9 566 905	234 259	2 804 228	6 790 007	7 236 935	5 483 443	x
Q. 4	44 710 111	4 628 226	361 878	4 445 636	9 779 531	260 602	2 245 375	7 052 290	8 760 154	5 361 257	x
1984 Q. 1	45 701 120	4 321 861	290 944	4 647 652	9 514 521	247 744	2 759 471	7 707 419	8 317 863		



1 Development of Current Value and Volume of Imports and Exports  
(Special Trade) by Sections of the SITC - Rev. II

1.2 Exports by Groups of Countries

- Countries of consumption -

Year Quarter	Total	Section									
		0 Food and live animals	1 Beverages and tobacco	2 Crude materials, inedible	3 Mineral fuels, lubricants etc.	4 Animal and vegetable oils and fats	5 Chemicals	6 Manufactured goods classified chiefly by material	7 Machinery and transport equipment	8 Miscella- neous manufactured articles	9 Commodities and trans- actions not classified acc. to kind 1)
Current Value in 1 000 DM											
Total											
1982 ....	427 740 943	19 414 608	2 561 755	7 587 981	16 016 131	1 710 167	51 349 018	80 197 490	199 522 390	38 896 259	10 485 144
1983 ....	432 281 084	18 886 178	2 836 377	8 100 133	14 630 874	1 732 926	56 696 864	80 119 672	196 370 908	40 489 547	12 417 605
1984 ....	488 222 999	20 925 370	3 097 820	9 806 646	16 104 768	2 570 681	66 261 914	91 117 283	218 802 236	46 385 773	13 150 508
1985 ....	537 164 225	21 540 560	3 510 885	10 727 982	15 284 115	2 795 279	71 143 347	100 311 312	246 715 223	53 625 182	11 510 340
1986 ....	526 363 011	21 712 601	3 363 379	9 225 052	8 611 437	1 689 614	67 691 009	95 134 314	251 331 983	55 921 241	11 682 381
1982 Q. 1	107 619 108	5 212 491	513 353	2 004 963	4 126 825	445 750	13 336 744	20 761 562	49 383 910	9 676 385	2 157 125
Q. 2	108 269 184	4 828 893	660 779	1 990 035	3 984 353	419 530	12 733 535	20 894 923	51 311 536	9 209 015	2 236 585
Q. 3	101 344 233	4 399 811	721 298	1 693 071	3 775 694	428 178	12 275 446	18 832 973	46 614 297	9 907 768	2 695 697
Q. 4	110 508 418	4 973 413	666 325	1 899 912	4 129 259	416 709	13 003 293	19 708 032	52 212 647	10 103 091	3 395 737
1983 Q. 1	105 590 960	4 602 117	612 201	1 887 859	3 770 892	390 096	13 564 196	19 401 109	48 044 098	9 981 695	3 336 697
Q. 2	106 117 220	4 597 625	725 122	1 956 026	3 348 353	370 063	13 864 492	19 902 582	49 109 506	9 305 554	2 937 897
Q. 3	103 411 370	4 654 753	791 885	1 927 590	3 692 945	416 632	13 842 098	19 310 237	45 763 997	10 329 875	2 681 358
Q. 4	117 161 534	5 031 683	707 169	2 328 658	3 818 684	556 135	15 426 078	21 505 744	53 453 307	10 872 423	3 461 653
1984 Q. 1	120 112 929	5 240 700	606 642	2 432 501	4 086 964	600 014	16 879 927	21 790 181	54 359 142	11 224 697	2 892 161
Q. 2	115 087 698	5 007 132	809 223	2 434 698	3 896 807	571 112	16 434 877	22 561 746	49 415 971	10 513 228	3 442 904
Q. 3	117 969 379	5 029 824	866 528	2 316 421	3 796 255	671 400	16 097 428	22 589 936	51 164 061	12 264 389	3 173 137
Q. 4	135 052 993	5 647 714	815 427	2 623 026	4 324 742	728 155	16 849 682	24 175 420	63 863 062	12 383 459	3 642 306
1985 Q. 1	133 843 859	5 887 774	771 400	2 727 622	4 131 201	732 976	18 297 869	24 733 057	61 694 681	12 862 195	2 705 084
Q. 2	134 072 873	5 311 885	928 930	2 884 321	4 246 888	702 314	18 484 464	25 221 040	61 190 657	12 435 759	2 666 615
Q. 3	130 759 406	5 123 791	992 996	2 523 067	3 808 018	705 606	17 677 660	24 769 361	58 092 794	14 081 804	2 984 309
Q. 4	138 488 087	5 917 110	817 559	2 592 972	3 098 008	654 383	16 683 354	25 587 854	65 737 091	14 245 424	3 154 332
1986 Q. 1	130 303 048	5 391 060	773 390	2 401 226	2 684 011	522 630	17 700 078	23 637 602	60 819 996	13 685 279	2 687 776
Q. 2	135 004 665	5 394 506	859 114	2 409 171	2 161 685	409 049	17 582 283	24 967 797	64 896 132	13 226 467	3 098 461
Q. 3	125 929 129	5 157 936	955 723	2 074 178	1 841 977	386 875	16 259 781	22 788 927	59 035 012	14 592 749	2 835 971
Q. 4	135 126 169	5 769 099	775 152	2 340 477	1 923 764	371 060	16 148 867	23 739 988	66 580 843	14 416 746	3 060 173
EC-Countries <sup>2)</sup>											
1982 ....	205 884 164	12 834 270	1 633 240	4 545 159	10 810 244	1 021 887	24 353 274	39 842 815	86 770 079	18 979 775	5 093 421
1983 ....	207 770 520	12 972 977	1 793 594	4 779 383	9 581 665	1 166 752	26 972 225	40 107 468	86 054 055	19 157 138	5 185 263
1984 ....	232 812 022	14 191 278	1 986 158	5 844 585	10 540 379	1 905 111	31 446 402	45 303 900	95 303 716	21 354 266	4 936 227
1985 ....	254 866 916	14 949 251	2 326 965	6 367 167	9 270 262	2 046 324	33 921 372	49 995 468	106 255 303	24 408 066	5 326 738
1986 ....	252 394 936	15 154 937	2 231 279	5 597 775	4 834 269	1 194 435	32 647 596	49 454 183	109 886 112	26 424 747	4 969 603
1982 Q. 1	52 449 152	3 254 195	330 616	1 214 180	2 762 451	264 604	6 508 967	10 446 744	21 723 832	4 901 240	1 042 323
Q. 2	52 611 805	3 008 801	419 919	1 211 000	2 695 318	253 905	6 128 121	10 408 060	23 020 625	4 494 072	971 984
Q. 3	47 981 101	3 084 545	453 240	985 213	2 535 309	245 902	5 664 180	9 148 583	19 721 254	4 790 328	1 352 547
Q. 4	52 842 106	3 486 729	429 465	1 134 766	2 817 166	257 476	6 052 006	9 839 428	22 304 368	4 794 135	1 726 567
1983 Q. 1	52 712 376	3 100 947	391 944	1 141 623	2 525 255	236 045	6 724 232	10 048 358	22 067 953	4 979 477	1 496 542
Q. 2	51 683 809	3 089 602	452 346	1 117 543	2 231 398	243 173	6 646 643	10 059 311	22 200 591	4 396 320	1 246 882
Q. 3	48 604 116	3 257 946	503 545	1 135 941	2 400 234	282 635	6 231 795	9 432 514	19 395 194	4 809 806	1 154 506
Q. 4	54 770 219	3 524 482	445 759	1 384 276	2 424 778	404 899	7 369 555	10 567 285	22 390 317	4 971 535	1 287 333
1984 Q. 1	58 196 246	3 371 496	388 259	1 487 357	2 623 171	417 327	8 258 022	11 038 571	24 001 351	5 481 747	1 128 945
Q. 2	54 861 179	3 224 057	523 104	1 442 339	2 535 021	428 436	7 794 135	11 480 056	21 478 346	4 824 186	1 311 499
Q. 3	55 986 962	3 564 064	543 540	1 342 267	2 560 279	500 773	7 520 757	10 784 304	22 352 491	5 485 462	1 333 025
Q. 4	63 767 635	4 031 661	531 255	1 572 622	2 821 908	558 575	7 873 488	12 000 969	27 471 528	5 562 871	1 342 758
1985 Q. 1	64 937 368	3 586 458	519 978	1 669 188	2 671 673	544 350	8 739 756	12 532 003	27 471 898	6 098 600	1 103 466
Q. 2	64 422 671	3 611 917	592 324	1 677 552	2 639 085	524 901	8 893 110	12 623 023	26 985 245	5 592 198	1 283 316
Q. 3	60 489 530	3 602 592	645 887	1 476 352	2 250 332	497 189	8 256 358	12 069 083	23 714 876	6 405 420	1 571 441
Q. 4	65 017 347	4 148 284	568 776	1 544 075	1 709 172	479 884	8 032 148	12 771 359	28 083 284	6 311 848	1 368 517
1986 Q. 1	63 928 143	3 681 875	524 321	1 519 949	1 395 608	388 559	8 863 273	12 595 470	27 035 071	6 660 400	1 263 617
Q. 2	65 352 860	3 662 777	548 731	1 439 736	1 233 900	281 861	8 509 799	13 083 104	29 118 623	6 178 992	1 295 337
Q. 3	58 749 946	3 669 692	611 846	1 230 596	1 054 943	267 449	7 477 030	11 618 043	24 665 010	6 926 823	1 228 514
Q. 4	64 363 987	4 140 593	546 381	1 407 494	1 149 818	256 566	7 797 494	12 157 566	29 067 408	6 658 532	1 182 135
Other Countries <sup>3)</sup>											
1982 ....	221 856 779	6 580 338	928 515	3 042 822	5 205 887	688 280	26 995 744	40 354 675	112 752 311	19 916 484	5 391 723
1983 ....	224 510 564	5 913 201	1 042 783	3 320 750	5 049 209	566 174	29 724 639	40 012 204	110 316 853	21 332 409	7 232 342
1984 ....	255 410 977	6 734 092	1 111 662	3 962 061	5 564 389	665 570	34 815 512	45 813 383	123 498 520	25 031 507	8 214 281
1985 ....	282 297 309	6 591 309	1 183 920	4 360 815	6 013 853	748 955	37 221 975	50 315 844	140 459 920	29 217 116	6 183 602
1986 ....	273 968 075	6 557 664	1 132 100	3 627 277	3 777 168	495 179	35 043 413	45 680 131	141 445 871	29 496 944	6 712 772
1982 Q. 1	55 169 956	1 958 296	182 737	790 783	1 364 374	181 146	6 827 777	10 314 818	27 660 078	4 775 145	1 114 802
Q. 2	55 657 379	1 820 092	240 860	779 035	1 289 035	165 625	6 605 414	10 486 863	28 290 911	4 714 943	1 264 601
Q. 3	53 363 132	1 315 266	268 058	707 858	1 240 385	182 276	6 611 266	9 684 390	26 893 043	5 117 440	1 343 150
Q. 4	57 666 312	1 486 684	236 860	765 146	1 312 093	159 233	6 951 287	9 868 604	29 908 279	5 308 956	1 669 170
1983 Q. 1	52 878 584	1 501 170	220 257	746 236	1 245 637	154 051	6 839 964	9 352 751	25 976 145	5 002 218</	



## 1 Development of Current Value and Volume of Imports and Exports

## (Special Trade) by Sections of the SITC - Rev. II

## 1.2 Exports by Groups of Countries

## - Countries of consumption -

Year Quarter	Total	Section									Commodities and trans- actions not classified acc. to kind 1)
		0 Food and live animals	1 Beverages and tobacco	2 Crude materials, inedible	3 Mineral fuels, lubricants etc.	4 Animal and vegetable oils and fats	5 Chemicals	6 Manufactured goods classified chiefly by material	7 Machinery and transport equipment	8 Miscella- neous manufactured articles	
Volume in 1 000 DM 2)											
Total											
1982 ....	385 635 443	17 657 686	2 129 941	7 081 447	11 862 096	1 642 836	47 050 686	72 819 650	178 657 884	36 055 648	x
1983 ....	384 538 047	17 970 495	2 334 935	7 732 474	11 473 433	1 597 568	52 418 690	74 529 658	169 420 815	36 949 241	x
1984 ....	419 768 959	19 156 339	2 584 568	8 499 025	12 387 030	1 668 951	57 672 627	81 627 226	183 412 300	41 037 206	x
1985 ....	444 574 891	19 702 574	2 717 732	8 966 133	11 279 136	1 883 761	60 222 590	86 754 594	196 821 352	46 108 564	x
1986 ....	450 479 258	21 874 453	2 634 278	8 662 201	8 569 981	2 011 613	61 768 656	85 663 502	200 076 746	48 399 718	x
1982 Q. 1	98 413 801	4 702 133	433 070	1 818 005	3 069 260	422 972	12 170 052	19 057 509	45 479 021	8 983 053	x
Q. 2	97 818 238	4 434 084	559 976	1 837 442	2 995 808	401 492	11 736 448	18 778 045	46 260 927	8 486 343	x
Q. 3	90 612 264	3 953 979	592 171	1 595 779	2 783 802	410 969	11 240 367	16 995 150	41 142 240	9 077 746	x
Q. 4	98 791 140	4 567 490	544 724	1 830 221	3 013 226	407 403	11 903 819	17 988 946	45 775 696	9 508 506	x
1983 Q. 1	94 273 521	4 256 991	495 878	1 829 312	2 880 121	400 057	12 546 839	18 097 980	41 864 216	9 031 156	x
Q. 2	94 582 260	4 462 620	599 709	1 892 323	2 635 282	378 093	12 883 741	18 606 741	42 308 317	8 621 679	x
Q. 3	92 350 617	4 504 584	647 781	1 829 789	2 916 337	387 319	12 846 748	17 949 320	39 556 458	9 381 112	x
Q. 4	103 331 649	4 746 300	591 567	2 181 050	3 041 693	432 099	14 141 362	19 875 617	45 691 824	9 915 294	x
1984 Q. 1	104 841 648	4 775 002	495 476	2 091 572	3 123 904	424 773	15 002 811	20 082 782	46 280 945	9 969 435	x
Q. 2	100 580 035	4 605 307	683 395	2 149 479	3 084 376	374 093	14 509 564	20 405 602	42 227 621	9 445 697	x
Q. 3	100 471 998	4 567 718	722 522	1 997 495	2 927 011	421 099	13 806 710	19 960 810	42 400 866	10 809 320	x
Q. 4	113 875 278	5 208 312	683 175	2 260 479	3 251 739	448 986	14 353 542	21 178 032	52 502 868	10 812 754	x
1985 Q. 1	110 802 440	4 633 384	599 298	2 209 915	2 982 473	446 589	15 390 739	21 389 753	49 732 187	10 996 525	x
Q. 2	110 300 051	4 735 379	712 998	2 390 948	3 074 151	418 433	15 502 978	21 696 507	48 757 263	10 678 849	x
Q. 3	107 538 445	4 731 737	768 116	2 118 361	2 793 872	481 726	14 804 108	21 412 740	45 790 376	12 043 868	x
Q. 4	115 933 955	5 602 074	637 320	2 246 909	2 428 640	537 013	14 524 765	22 255 594	52 541 526	12 389 322	x
1986 Q. 1	109 726 056	5 267 769	598 050	2 098 669	2 290 817	487 875	15 424 451	20 933 149	48 572 112	11 672 965	x
Q. 2	115 389 871	5 326 414	652 808	2 217 244	2 034 085	460 346	15 978 911	22 217 433	51 985 380	11 530 047	x
Q. 3	108 170 786	5 210 674	749 129	1 981 170	2 014 279	508 400	14 977 315	20 646 026	46 845 249	12 618 663	x
Q. 4	117 192 095	6 069 596	634 291	2 365 118	2 230 800	554 992	15 387 979	21 866 894	52 674 005	12 578 043	x
EC-Countries <sup>3)</sup>											
1982 ....	185 518 251	11 484 480	1 359 291	4 312 718	7 737 657	960 758	22 586 161	36 749 087	77 457 495	17 556 064	x
1983 ....	186 157 005	12 148 587	1 475 994	4 626 579	7 193 864	1 039 636	25 040 802	37 610 626	74 802 976	17 611 841	x
1984 ....	201 326 356	12 687 209	1 668 886	5 090 611	7 757 936	1 183 981	27 788 425	40 601 733	80 976 319	19 181 690	x
1985 ....	213 636 772	13 231 715	1 798 180	5 341 017	6 559 332	1 353 862	29 259 768	43 437 559	86 694 606	21 331 385	x
1986 ....	219 617 848	14 086 660	1 733 523	5 343 202	4 347 467	1 406 494	30 299 259	44 521 190	90 029 282	23 337 292	x
1982 Q. 1	47 851 380	2 897 184	277 569	1 113 405	1 991 194	241 351	6 076 006	9 659 214	19 945 220	4 533 968	x
Q. 2	47 329 821	2 683 893	357 583	1 127 408	1 946 198	237 618	5 662 682	9 530 162	20 680 428	4 109 108	x
Q. 3	42 989 375	2 738 573	372 756	947 994	1 809 110	232 080	5 252 226	8 392 152	17 342 448	4 403 052	x
Q. 4	47 347 675	3 164 830	351 383	1 123 911	1 991 155	249 709	5 595 247	9 167 559	19 489 399	4 509 936	x
1983 Q. 1	47 333 507	2 807 914	313 590	1 121 282	1 862 852	238 599	6 269 558	9 448 722	19 273 723	4 531 400	x
Q. 2	46 285 889	2 905 059	374 439	1 108 435	1 669 856	243 262	6 204 663	9 514 780	19 168 990	4 130 344	x
Q. 3	43 572 067	3 090 323	411 630	1 096 686	1 803 700	252 770	5 817 794	8 852 015	16 875 675	4 359 272	x
Q. 4	48 965 542	3 345 291	376 335	1 300 176	1 857 456	305 005	6 748 787	9 795 109	19 484 588	4 590 825	x
1984 Q. 1	51 002 408	2 988 675	313 083	1 270 541	1 917 415	286 410	7 414 479	10 114 619	20 752 607	4 927 873	x
Q. 2	48 078 712	2 883 395	445 365	1 282 268	1 914 143	271 080	6 946 344	10 363 314	18 541 216	4 418 503	x
Q. 3	47 666 018	3 160 696	457 737	1 150 278	1 892 200	293 770	6 565 139	9 550 130	18 534 485	4 879 184	x
Q. 4	54 579 218	3 654 443	452 701	1 387 524	2 034 178	332 721	6 862 463	10 573 670	23 148 011	4 956 130	x
1985 Q. 1	54 353 960	3 110 581	403 221	1 336 240	1 851 890	323 204	7 566 917	10 892 229	22 683 723	5 239 485	x
Q. 2	53 670 714	3 114 184	454 647	1 371 221	1 845 780	307 474	7 591 563	10 926 206	22 036 609	4 917 183	x
Q. 3	50 193 077	3 208 824	495 897	1 273 519	1 566 446	335 156	6 971 557	10 428 265	18 992 498	5 560 870	x
Q. 4	55 419 021	3 798 126	444 415	1 360 037	1 295 216	388 028	7 129 731	11 190 859	22 981 776	5 613 847	x
1986 Q. 1	54 532 125	3 318 125	403 265	1 339 739	1 144 805	366 463	7 750 849	11 174 093	22 152 362	5 744 927	x
Q. 2	56 681 716	3 302 712	406 198	1 341 436	1 062 389	310 704	7 889 977	11 658 849	23 971 988	5 564 941	x
Q. 3	51 322 639	3 406 922	473 553	1 207 604	975 494	354 421	7 051 732	10 545 041	20 106 111	6 070 966	x
Q. 4	57 081 368	4 058 901	450 507	1 454 423	1 164 779	374 906	7 606 701	11 143 207	23 798 821	5 956 458	x
Other Countries <sup>4)</sup>											
1982 ....	200 117 192	6 173 206	770 650	2 768 729	4 124 439	682 078	24 464 525	36 070 563	101 200 389	18 499 584	x
1983 ....	198 381 042	5 821 908	858 941	3 105 895	4 279 569	557 932	27 377 888	36 919 032	94 617 839	19 337 400	x
1984 ....	218 442 603	6 469 130	915 682	3 408 414	4 629 094	484 970	29 884 202	41 025 493	102 435 981	21 855 516	x
1985 ....	230 938 119	6 470 859	919 552	3 625 116	4 719 804	529 899	30 962 822	43 317 035	110 126 746	24 777 179	x
1986 ....	230 861 410	7 787 793	900 755	3 318 999	4 222 514	605 119	31 469 397	41 142 312	110 047 464	25 062 426	x
1982 Q. 1	50 562 421	1 804 949	155 501	704 600	1 078 066	181 621	6 094 046	9 398 295	25 533 801	4 449 085	x
Q. 2	50 488 417	1 750 191	202 393	710 034	1 049 610	163 874	6 073 766	9 247 883	25 580 499	4 377 235	x
Q. 3	47 622 889	1 215 406	219 415	647 785	974 692	178 889	5 988 141	8 602 998	23 799 792	4 674 694	x
Q. 4	51 443 465	1 402 660	193 341	706 310	1 022 071	157 694	6 308 572	8 821 387	26 286 297	4 998 570	x
1983 Q. 1	46 940 014	1 449 077	182 288	708 030	1 017 269	161 458	6 277 281	8 649 258	22 590 493	4 499 756	x
Q. 2	48 296 371	1 557 561	225 270	783 888	965 426	134 831	6 679 078	9 091 961	23 139 327	4 491 335	x
Q. 3	48 778 550	1 414 261	236 151	733 103	1 112 637	134 549	7 028 954	9 097 305	22 680 783	5 021 840	x
Q. 4	54 366 107	1 401 009	215 232	880 874	1 184 237	127 094	7 392 575	10 080 508	26 207 236	5 324 469	x
1984 Q. 1	53 839 240	1 786 327	182 393	821 031	1 206 489	138 363	7 588 332	9 968 163	25 528 338	5 041 562	x
Q. 2	52 501 323	1 721 912									



**2 Index of Current Value, Volume and Average Value of Imports and Exports**  
**(Special Trade) by Sections of the SITC - Rev. II**

1980 = 100

**2.1 Total**

Year Quarter	Imports										
	Total	Section									
		0 Food and live animals	1 Beverages and tobacco	2 Crude materials, inedible	3 Mineral fuels, lubricants etc.	4 Animal and vegetable oils and fats	5 Chemicals	6 Manufactured goods classified chiefly by material	7 Machinery and transport equipment	8 Miscella- neous manufactured articles	9 Commodities and trans- actions not classified acc. to kind 1)
Index of Current Value											
1982 ....	110,3	113,8	119,7	98,3	115,9	120,4	120,7	97,2	120,0	104,7	x
1983 ....	114,3	115,9	123,6	102,3	108,5	128,7	132,0	104,0	133,6	110,8	x
1984 ....	127,2	126,1	120,8	117,0	116,1	204,6	153,5	116,8	149,3	125,6	x
1985 ....	135,9	133,3	135,1	120,3	120,9	190,8	170,8	122,8	166,3	134,1	x
1986 ....	121,2	128,5	132,0	100,0	63,3	105,2	158,6	120,3	171,0	141,7	x
1982 Q. 1	113,0	109,4	131,1	101,2	120,1	110,8	122,0	101,6	123,9	109,6	x
Q. 2	111,4	121,2	112,7	101,9	113,6	125,5	124,8	103,2	121,0	96,3	x
Q. 3	105,1	110,3	102,2	91,9	110,1	126,8	120,4	90,2	109,6	110,2	x
Q. 4	111,6	114,2	132,9	98,3	119,8	118,3	115,5	93,8	125,7	102,8	x
1983 Q. 1	109,8	108,4	124,7	97,4	110,7	103,9	125,9	96,2	123,3	110,6	x
Q. 2	112,4	116,6	114,1	103,9	103,6	115,4	130,1	106,8	134,0	99,1	x
Q. 3	111,4	111,8	116,4	96,4	104,2	125,4	137,2	101,1	127,7	117,2	x
Q. 4	123,6	127,0	139,2	111,5	115,3	170,2	134,7	111,9	149,3	116,2	x
1984 Q. 1	127,4	123,5	118,1	117,8	121,8	177,9	154,2	116,3	142,3	131,0	x
Q. 2	124,8	133,3	114,7	115,6	112,9	195,3	154,4	119,8	143,5	111,1	x
Q. 3	124,0	121,6	109,3	111,5	113,7	224,3	152,1	111,0	142,9	132,1	x
Q. 4	132,6	126,1	141,0	123,0	116,0	221,1	153,1	120,1	168,4	128,0	x
1985 Q. 1	140,9	137,3	135,1	126,1	133,2	208,2	166,9	121,5	170,5	143,9	x
Q. 2	135,4	139,0	129,3	127,6	120,4	202,9	174,2	126,5	164,4	117,4	x
Q. 3	132,6	127,6	122,6	113,2	119,4	198,0	173,8	119,8	155,2	139,8	x
Q. 4	134,6	129,1	153,6	114,2	110,7	153,9	168,1	123,5	175,1	135,1	x
1986 Q. 1	126,3	127,3	130,5	106,4	92,1	121,0	158,1	120,4	163,7	139,9	x
Q. 2	125,2	140,6	121,0	104,1	65,6	112,1	164,5	128,7	176,6	129,0	x
Q. 3	113,1	119,5	128,3	88,7	47,6	99,4	159,0	113,3	159,7	149,4	x
Q. 4	120,2	126,6	148,3	100,8	47,8	88,2	152,7	119,0	184,1	148,6	x
Index of Volume											
1982 ....	96,3	105,5	105,8	90,8	83,9	112,7	109,7	92,3	107,9	93,6	x
1983 ....	100,1	108,1	106,8	94,8	83,5	117,5	121,4	98,6	114,4	98,9	x
1984 ....	105,3	110,3	100,9	97,3	84,2	121,5	132,2	104,5	124,2	106,1	x
1985 ....	109,7	118,1	106,8	102,1	85,7	126,3	140,5	106,2	131,8	111,0	x
1986 ....	116,4	121,3	103,9	103,6	89,8	133,1	146,5	113,0	140,4	126,4	x
1982 Q. 1	97,5	101,2	116,0	91,6	85,1	102,5	108,3	95,3	110,9	96,5	x
Q. 2	98,1	108,5	100,6	93,3	85,6	115,8	113,4	98,0	110,1	87,0	x
Q. 3	91,9	103,2	90,0	86,1	80,4	116,8	109,3	85,8	98,5	96,5	x
Q. 4	97,6	109,0	116,6	92,1	84,3	115,6	107,8	90,3	112,1	94,1	x
1983 Q. 1	96,5	103,8	108,4	91,8	83,8	107,2	115,3	93,2	106,8	97,6	x
Q. 2	101,0	109,9	99,7	98,5	83,5	118,5	123,2	102,9	116,2	91,2	x
Q. 3	97,2	103,3	100,5	88,3	80,9	113,0	127,6	94,9	108,4	102,6	x
Q. 4	105,9	115,4	118,5	100,4	85,9	131,4	119,7	103,4	126,4	104,0	x
1984 Q. 1	106,6	107,6	100,8	99,4	88,3	116,6	133,5	106,9	121,2	111,3	x
Q. 2	104,9	114,6	96,3	97,3	83,7	117,8	134,8	108,3	121,3	97,5	x
Q. 3	101,9	107,3	91,7	92,0	83,8	123,8	129,8	97,9	117,7	107,7	x
Q. 4	107,8	111,9	114,7	100,6	80,8	127,5	130,9	105,1	136,4	107,8	x
1985 Q. 1	109,6	118,0	110,9	99,0	86,2	119,9	137,3	104,2	134,5	114,4	x
Q. 2	107,4	118,5	103,1	105,2	82,9	120,5	142,2	107,9	128,1	97,9	x
Q. 3	108,6	115,7	94,9	98,3	90,2	133,1	142,5	103,7	123,6	113,9	x
Q. 4	113,1	120,4	118,4	106,0	83,6	131,5	140,1	108,8	140,9	117,6	x
1986 Q. 1	112,3	115,7	102,7	102,2	90,6	118,9	135,7	109,1	133,7	120,5	x
Q. 2	120,3	128,2	93,7	107,4	97,4	130,9	148,8	119,7	143,2	117,0	x
Q. 3	112,5	115,2	101,0	92,8	88,6	138,3	150,7	108,0	131,2	130,6	x
Q. 4	120,6	126,3	118,5	112,1	82,6	144,4	150,8	115,3	153,5	137,3	x
Index of Average Value											
1982 ....	114,5	107,9	113,1	108,3	138,2	106,8	110,0	105,2	111,3	111,9	x
1983 ....	114,1	107,3	115,8	108,0	129,9	109,5	108,7	105,5	116,7	112,1	x
1984 ....	120,8	114,3	119,7	120,2	138,0	168,5	116,1	111,7	120,2	118,4	x
1985 ....	123,9	112,8	126,5	117,8	141,0	151,1	121,5	115,7	126,2	120,8	x
1986 ....	104,1	105,9	127,0	96,5	70,5	79,0	108,2	106,5	121,8	112,1	x
1982 Q. 1	115,9	108,2	112,9	110,5	141,1	108,0	112,6	106,6	111,7	113,6	x
Q. 2	113,5	111,7	112,0	109,2	132,7	108,4	110,0	105,3	109,9	110,6	x
Q. 3	114,4	106,9	113,6	106,8	136,9	108,6	110,1	105,1	111,3	114,2	x
Q. 4	114,3	104,8	114,0	106,7	142,2	102,3	107,2	103,9	112,2	109,2	x
1983 Q. 1	113,8	104,4	115,1	106,2	132,2	96,9	109,2	103,2	115,5	113,4	x
Q. 2	111,3	106,1	114,5	105,5	124,1	97,4	105,6	103,8	115,3	108,7	x
Q. 3	114,7	108,2	115,8	109,2	128,8	111,0	107,5	106,5	117,8	114,2	x
Q. 4	116,7	110,0	117,5	111,0	134,3	129,5	112,5	108,2	118,1	111,7	x
1984 Q. 1	119,5	114,8	117,2	118,6	138,0	152,5	115,5	108,9	117,4	117,7	x
Q. 2	118,9	116,4	119,1	118,8	134,9	165,7	114,6	110,6	118,3	114,0	x
Q. 3	121,8	113,4	119,2	121,3	135,7	181,1	117,2	113,3	121,4	122,7	x
Q. 4	123,0	112,7	122,9	122,2	143,6	173,4	117,1	114,3	123,4	118,8	x
1985 Q. 1	128,5	116,4	121,8	127,3	154,6	173,6	121,5	116,6	126,8	125,8	x
Q. 2	126,1	117,3	125,4	121,3	145,2	168,4	122,5	117,2	128,3	119,9	x
Q. 3	122,1	110,3	129,1	115,2	132,3	148,8	122,0	115,5	125,6	122,8	x
Q. 4	119,0	107,3	129,7	107,8	132,4	117,0	120,0	113,5	124,2	114,9	x
1986 Q. 1	112,4	110,1	127,1	104,0	101,7	101,8	116,6	110,4	122,5	116,1	x
Q. 2	104,1	109,7	129,2	96,9	67,4	85,7	110,5	107,5	123,3	110,2	x
Q. 3	100,5	103,8	127,0	95,5	53,7	71,9	105,5	104,9	121,7	114,3	x
Q. 4	99,7	100,3	125,2	90,0	57,9	61,1	101,2	103,2	120,0	108,2	x

1) Goods returned and replaced have not been allocated to the various sections according to their type but were as a whole included in Section 9.



**2 Index of Current Value, Volume and Average Value of Imports and Exports**  
**(Special Trade) by Sections of the SITC - Rev. II**

1980 = 100

**2.1 Total**

Year Quarter	Exports										
	Total	Section									
		0 Food and live animals	1 Beverages and tobacco	2 Crude materials, inedible	3 Mineral fuels, lubricants etc.	4 Animal and vegetable oils and fats	5 Chemicals	6 Manufactured goods classified chiefly by material	7 Machinery and transport equipment	8 Miscella- neous manufactured articles	9 Commodities and trans- actions not classified acc. to kind 1)
Index of Current Value											
1982 ....	122,1	129,1	142,7	105,7	121,1	111,0	116,4	112,7	128,5	119,2	x
1983 ....	123,4	125,6	158,0	112,8	110,6	112,5	128,5	112,6	126,5	124,0	x
1984 ....	139,4	139,1	172,5	136,6	121,8	166,8	150,2	128,0	140,9	142,1	x
1985 ....	153,3	143,2	195,6	149,4	115,6	181,4	161,2	140,9	158,9	164,3	x
1986 ....	150,2	144,4	187,3	128,5	65,1	109,7	153,4	133,7	161,9	171,3	x
1982 Q. 1	122,9	138,6	114,4	111,7	124,8	115,7	120,9	116,7	127,2	118,6	x
Q. 2	123,6	128,4	147,2	110,9	120,5	108,9	115,4	117,4	132,2	112,8	x
Q. 3	115,7	117,0	160,7	94,3	114,2	111,1	111,3	105,8	120,1	121,4	x
Q. 4	126,2	132,3	148,5	105,9	124,9	108,2	117,9	110,7	134,5	123,8	x
1983 Q. 1	120,6	122,4	136,4	105,2	114,1	101,3	123,0	109,0	123,8	122,3	x
Q. 2	121,2	122,3	161,6	109,0	101,3	96,1	125,7	111,8	126,5	114,0	x
Q. 3	118,1	123,8	176,4	107,4	111,7	108,2	125,5	108,5	117,9	126,6	x
Q. 4	133,8	133,8	157,6	129,7	115,5	144,4	139,8	120,8	137,7	133,2	x
1984 Q. 1	137,1	139,4	135,2	135,5	123,6	155,8	153,0	122,4	140,1	137,5	x
Q. 2	131,4	133,2	180,3	135,7	117,9	148,3	149,0	126,8	127,3	128,8	x
Q. 3	134,7	133,8	193,1	129,1	114,8	174,3	145,9	126,9	131,8	150,3	x
Q. 4	154,2	150,2	181,7	146,1	130,8	189,0	152,7	135,9	164,5	151,7	x
1985 Q. 1	152,8	138,0	171,9	152,0	125,0	190,3	165,9	139,0	159,0	157,6	x
Q. 2	153,1	141,3	207,0	160,7	128,5	182,3	167,6	141,7	157,7	152,4	x
Q. 3	149,3	136,3	221,2	140,6	115,2	183,2	160,2	139,2	149,7	172,6	x
Q. 4	158,1	157,4	182,1	144,5	93,7	169,9	151,2	143,8	169,4	174,6	x
1986 Q. 1	148,8	143,4	172,3	133,8	81,2	135,7	160,4	132,8	156,7	167,7	x
Q. 2	154,1	143,5	191,4	134,2	65,4	106,2	159,4	140,3	167,2	162,1	x
Q. 3	143,8	137,2	212,9	115,6	55,7	100,4	147,4	128,1	152,1	178,8	x
Q. 4	154,3	153,4	172,7	130,4	58,2	96,3	146,4	133,4	171,5	176,7	x
Index of Volume											
1982 ....	110,1	117,4	118,6	98,6	89,7	106,6	106,6	102,3	115,1	110,5	x
1983 ....	109,8	119,5	130,1	107,7	86,8	103,7	118,8	104,7	109,1	113,2	x
1984 ....	119,8	127,4	144,0	118,4	93,7	108,3	130,7	114,7	118,1	125,7	x
1985 ....	126,9	131,0	151,4	124,9	85,3	122,3	136,5	121,9	126,8	141,2	x
1986 ....	128,6	145,4	146,7	120,7	64,8	130,5	140,0	120,3	128,9	148,3	x
1982 Q. 1	112,4	125,0	96,5	101,3	92,8	109,8	110,3	107,1	117,2	110,1	x
Q. 2	111,7	117,9	124,8	102,4	90,6	104,2	106,4	105,5	119,2	104,0	x
Q. 3	103,5	105,2	131,9	88,9	84,2	106,7	101,9	95,5	106,0	111,2	x
Q. 4	112,8	121,5	121,4	102,0	91,1	105,8	107,9	101,1	117,9	116,5	x
1983 Q. 1	107,6	113,2	110,5	101,9	87,1	103,8	113,7	101,7	107,9	110,7	x
Q. 2	108,0	118,7	133,6	105,4	79,7	98,1	116,8	104,6	109,0	105,6	x
Q. 3	105,4	119,8	144,3	101,9	88,2	100,5	116,5	100,9	101,9	115,0	x
Q. 4	118,0	126,2	131,8	121,5	92,0	112,2	128,2	111,7	117,7	121,5	x
1984 Q. 1	119,7	127,0	110,4	116,5	94,5	110,3	136,0	112,9	119,2	122,2	x
Q. 2	114,8	122,5	152,3	119,8	93,3	97,1	131,5	114,7	108,8	115,7	x
Q. 3	114,7	121,5	161,0	111,3	88,5	109,3	125,2	112,2	109,2	132,5	x
Q. 4	130,0	138,5	152,2	125,9	98,4	116,6	130,1	119,0	135,3	132,5	x
1985 Q. 1	126,5	123,2	133,5	123,1	90,2	115,9	139,5	120,2	128,1	134,7	x
Q. 2	125,9	125,9	158,9	133,2	93,0	108,6	140,5	121,9	125,6	130,9	x
Q. 3	122,8	125,8	171,1	118,0	84,5	125,1	134,2	120,3	118,0	147,6	x
Q. 4	132,4	149,0	142,0	125,2	73,5	139,4	131,7	125,1	135,4	151,8	x
1986 Q. 1	125,3	140,1	133,2	116,9	69,3	126,6	139,8	117,6	125,1	143,0	x
Q. 2	131,8	141,6	145,4	123,5	61,5	119,5	144,8	124,8	133,9	141,3	x
Q. 3	123,5	138,6	166,9	110,4	60,9	132,0	135,8	116,0	120,7	154,6	x
Q. 4	133,8	161,4	141,3	131,8	67,5	144,1	139,5	122,9	135,7	154,1	x
Index of Average Value											
1982 ....	110,9	109,9	120,3	107,2	135,0	104,1	109,1	110,1	111,7	107,9	x
1983 ....	112,4	105,1	121,5	104,8	127,5	108,5	108,2	107,5	115,9	109,6	x
1984 ....	116,3	109,2	119,9	115,4	130,0	154,0	114,9	111,6	119,3	113,0	x
1985 ....	120,8	109,3	129,2	119,7	135,5	148,4	118,1	115,6	125,3	116,3	x
1986 ....	116,8	99,3	127,7	106,5	100,5	84,0	109,6	111,1	125,6	115,5	x
1982 Q. 1	109,4	110,9	118,5	110,3	134,5	105,4	109,6	108,9	108,6	107,7	x
Q. 2	110,7	108,9	118,0	108,3	133,0	104,5	108,5	111,3	110,9	108,5	x
Q. 3	111,8	111,3	121,8	106,1	135,6	104,2	109,2	110,8	113,3	109,1	x
Q. 4	111,9	108,9	122,3	103,8	137,0	102,3	109,2	109,6	114,1	106,3	x
1983 Q. 1	112,0	108,1	123,5	103,2	130,9	97,5	108,1	107,2	114,8	110,5	x
Q. 2	112,2	103,0	120,9	103,4	127,1	97,9	107,6	107,0	116,1	107,9	x
Q. 3	112,0	103,3	122,2	105,3	126,6	107,6	107,7	107,6	115,7	110,1	x
Q. 4	113,4	106,0	119,5	106,8	125,5	128,7	109,1	108,2	117,0	109,7	x
1984 Q. 1	114,6	109,8	122,4	116,3	130,8	141,3	112,5	108,5	117,5	112,6	x
Q. 2	114,4	108,7	118,4	113,3	126,3	152,7	113,3	110,6	117,0	111,3	x
Q. 3	117,4	110,1	119,9	116,0	129,7	159,4	116,6	113,2	120,7	113,5	x
Q. 4	118,6	108,4	119,4	116,0	133,0	162,2	117,4	114,2	121,6	114,5	x
1985 Q. 1	120,8	112,0	128,7	123,4	138,5	164,1	118,9	115,6	124,1	117,0	x
Q. 2	121,6	112,2	130,3	120,6	138,1	167,8	119,2	116,2	125,5	116,5	x
Q. 3	121,6	108,3	129,3	119,1	136,3	146,5	119,4	115,7	126,9	116,9	x
Q. 4	119,5	105,6	128,3	115,4	127,6	121,9	114,9	115,0	125,1	115,0	x
1986 Q. 1	118,8	102,3	129,3	114,4	117,2	107,1	114,8	112,9	125,2	117,2	x
Q. 2	117,0	101,3	131,6	108,7	106,3	88,9	110,0	112,4	124,8	114,7	x
Q. 3	116,4	99,0	127,6	104,7	91,4	76,1	108,6	110,4	126,0	115,6	x
Q. 4	115,3	95,0	122,2	99,0	86,2	66,9	104,9	108,6	126,4	114,6	x

See footnote on page 14.



**2 Index of Current Value, Volume and Average Value of Imports and Exports**  
**(Special Trade) by Sections of the SITC - Rev. II**

1980 = 100  
2.2 EC-Countries

Year Quarter	Imports										
	Total	Section									
		0 Food and live animals	1 Beverages and tobacco	2 Crude materials, inedible	3 Mineral fuels, lubricants etc.	4 Animal and vegetable oils and fats	5 Chemicals	6 Manufactured goods classified chiefly by material	7 Machinery and transport equipment	8 Miscella- neous manufactured articles	9 Commodities and trans- actions not classified acc. to kind 1)
Index of Current Value											
1982 ....	113,1	115,9	115,4	107,9	131,9	122,3	119,5	96,2	119,3	99,8	x
1983 ....	119,5	117,1	116,9	121,5	133,0	141,3	130,0	103,4	129,6	104,1	x
1984 ....	129,9	124,8	118,5	130,0	148,5	207,2	149,9	112,7	135,9	113,1	x
1985 ....	140,7	135,9	129,5	143,2	158,7	193,4	165,8	120,3	147,6	121,7	x
1986 ....	128,6	134,3	132,1	127,9	88,7	119,2	155,4	120,0	149,4	127,8	x
1982 Q. 1	116,1	108,3	130,0	109,0	143,5	105,7	121,9	99,6	122,8	103,6	x
Q. 2	114,8	126,3	106,0	107,0	127,6	132,7	126,2	102,3	120,7	91,7	x
Q. 3	107,6	119,7	94,4	96,6	126,3	133,6	113,9	88,5	108,4	103,0	x
Q. 4	114,0	109,2	131,3	118,9	130,1	117,3	116,1	94,6	125,2	101,0	x
1983 Q. 1	115,4	108,0	122,3	114,8	140,4	114,1	126,3	94,5	124,1	103,5	x
Q. 2	120,7	125,4	105,2	121,6	133,0	118,8	128,3	107,5	131,6	95,0	x
Q. 3	114,0	117,1	99,5	106,2	118,4	136,8	128,1	98,4	124,0	108,0	x
Q. 4	128,0	118,0	140,9	143,3	140,2	195,7	137,4	113,1	138,7	110,0	x
1984 Q. 1	131,1	114,7	117,7	129,8	163,1	178,1	148,7	112,6	135,3	117,6	x
Q. 2	127,6	142,3	108,9	128,5	137,7	196,9	152,5	116,4	129,0	100,1	x
Q. 3	125,4	125,3	101,9	118,6	143,3	226,3	144,3	105,0	129,5	117,4	x
Q. 4	135,5	116,7	145,7	143,2	150,1	227,4	154,1	116,9	149,7	117,5	x
1985 Q. 1	147,2	135,8	130,5	146,7	194,9	221,8	157,9	115,0	155,8	123,6	x
Q. 2	138,2	147,0	122,8	148,1	142,4	196,5	164,6	125,2	145,0	106,9	x
Q. 3	135,6	135,7	109,6	126,4	147,0	199,1	172,2	117,3	133,8	128,7	x
Q. 4	141,9	125,2	154,9	151,4	150,5	156,0	168,3	123,7	155,7	127,6	x
1986 Q. 1	134,8	128,8	130,2	140,7	134,5	139,4	156,4	118,4	146,9	124,7	x
Q. 2	134,9	152,7	121,0	128,5	95,9	125,4	161,3	129,8	154,5	118,0	x
Q. 3	118,2	133,3	115,1	106,7	60,1	115,0	154,4	111,1	136,2	134,8	x
Q. 4	126,6	122,6	162,0	135,7	64,2	97,2	149,4	120,8	159,9	133,9	x
Index of Volume											
1982 ....	101,4	106,1	106,7	102,3	95,8	114,7	105,6	90,5	113,0	92,8	x
1983 ....	107,7	110,7	107,6	115,1	103,6	127,2	119,5	97,5	118,5	95,7	x
1984 ....	112,1	113,0	107,7	118,0	108,5	131,4	130,4	101,6	122,3	99,6	x
1985 ....	118,0	124,4	112,8	128,3	113,6	127,8	137,9	104,0	127,1	105,0	x
1986 ....	123,4	127,6	111,2	131,5	124,0	132,7	144,1	110,0	128,4	114,3	x
1982 Q. 1	102,0	97,6	117,5	100,7	100,5	98,6	110,1	92,6	115,5	94,4	x
Q. 2	104,0	111,5	99,1	101,0	96,9	124,1	115,8	97,4	115,4	87,0	x
Q. 3	97,1	111,2	88,7	93,1	94,1	124,7	104,1	83,8	103,4	93,8	x
Q. 4	102,5	104,1	121,4	114,2	91,9	111,6	108,4	88,2	117,6	96,0	x
1983 Q. 1	103,0	102,5	113,4	107,2	107,2	114,1	115,4	90,0	112,4	92,6	x
Q. 2	110,7	119,1	98,9	118,0	108,4	118,8	120,4	102,5	120,4	90,4	x
Q. 3	103,1	110,5	93,8	102,0	93,6	123,7	120,0	92,6	113,0	97,2	x
Q. 4	114,1	110,6	124,3	133,0	105,2	152,2	122,0	105,0	128,1	102,7	x
1984 Q. 1	113,1	103,0	109,0	116,7	116,9	123,4	129,9	103,5	123,8	102,2	x
Q. 2	111,4	124,4	101,1	116,3	102,9	128,0	133,9	105,6	117,5	91,7	x
Q. 3	107,9	115,1	96,3	108,9	108,4	135,1	124,5	93,9	115,1	99,6	x
Q. 4	116,1	109,4	126,5	130,2	105,7	138,9	133,4	103,5	132,9	105,0	x
1985 Q. 1	120,5	123,3	118,6	125,8	127,0	135,2	134,1	100,2	135,4	103,2	x
Q. 2	115,2	129,8	109,3	130,3	100,9	118,2	136,3	107,6	124,0	93,5	x
Q. 3	115,0	126,5	94,9	115,4	114,2	133,9	140,9	101,1	115,8	107,7	x
Q. 4	121,1	117,8	128,4	141,6	112,3	124,0	140,2	107,1	133,0	115,5	x
1986 Q. 1	120,2	118,5	111,6	133,1	132,1	125,8	134,5	104,3	125,5	108,0	x
Q. 2	129,5	141,0	100,8	132,6	140,1	132,4	146,0	118,1	131,6	108,4	x
Q. 3	117,8	129,3	98,4	111,5	113,6	140,8	148,1	104,2	118,6	116,4	x
Q. 4	125,9	121,8	133,8	148,6	110,1	131,8	147,8	113,6	137,7	124,4	x
Index of Average Value											
1982 ....	111,6	109,2	108,2	105,5	137,6	106,6	109,1	106,3	105,6	107,6	x
1983 ....	111,0	105,8	108,7	105,6	128,4	111,1	108,8	106,0	109,4	108,8	x
1984 ....	115,8	110,5	110,1	110,2	137,0	157,7	114,9	111,0	111,1	113,6	x
1985 ....	119,3	109,3	114,8	111,6	139,7	151,3	120,2	115,7	116,2	115,9	x
1986 ....	104,3	105,3	118,8	97,3	71,5	89,9	107,8	109,1	116,4	111,8	x
1982 Q. 1	113,8	110,9	110,6	108,2	142,9	107,3	110,7	107,5	106,3	109,7	x
Q. 2	110,4	113,3	106,9	105,9	131,6	106,9	109,0	105,0	104,6	105,4	x
Q. 3	110,8	107,7	106,5	103,7	134,2	107,1	109,4	105,6	104,9	109,9	x
Q. 4	111,2	104,9	108,1	104,1	141,6	105,1	107,1	107,3	106,4	105,2	x
1983 Q. 1	112,1	105,3	107,8	107,1	131,0	99,9	109,4	104,9	110,5	111,8	x
Q. 2	109,0	105,3	106,4	103,1	122,7	100,0	106,6	104,9	109,3	105,0	x
Q. 3	110,5	106,0	106,0	104,1	126,6	110,7	106,8	106,3	109,7	111,1	x
Q. 4	112,2	106,7	113,3	107,7	133,2	128,6	112,6	107,7	108,2	107,1	x
1984 Q. 1	115,8	111,3	108,0	111,2	139,6	144,3	114,5	108,9	109,3	115,1	x
Q. 2	114,6	114,7	107,7	110,5	133,8	153,8	113,9	110,2	109,8	109,1	x
Q. 3	116,2	108,8	108,1	108,9	132,2	167,6	115,9	111,9	112,5	117,9	x
Q. 4	116,7	106,6	115,1	110,0	142,1	163,7	115,5	113,0	112,6	111,9	x
1985 Q. 1	122,1	110,1	110,1	116,6	153,4	164,1	117,8	114,8	115,0	119,8	x
Q. 2	120,0	113,3	112,4	113,7	141,1	166,3	120,8	116,3	117,0	114,4	x
Q. 3	117,9	107,3	115,5	109,5	128,7	148,7	122,3	116,0	115,6	119,5	x
Q. 4	117,2	106,3	120,6	107,0	134,0	125,9	120,0	115,5	117,1	110,4	x
1986 Q. 1	112,1	108,7	116,6	105,7	101,8	110,8	116,3	113,5	117,0	115,5	x
Q. 2	104,2	108,3	120,1	96,9	68,5	94,7	110,5	109,9	117,4	108,8	x
Q. 3	100,4	103,1	117,0	95,7	52,9	81,7	104,3	106,7	114,8	115,8	x
Q. 4	100,5	100,7	121,0	91,3	58,3	73,7	101,1	106,3	116,1	107,6	x

See footnote on page 14.



## 2 Index of Current Value, Volume and Average Value of Imports and Exports

(Special Trade) by Sections of the SITC - Rev. II

1980 = 100

2.2 EC-Countries

Year Quarter	Exports										
	Total	Section									
		0  Food and live animals	1  Beverages and tobacco	2  Crude materials, inedible	3  Mineral fuels, lubricants etc.	4  Animal and vegetable oils and fats	5  Chemicals	6  Manufactured goods classified chiefly by material	7  Machinery and transport equipment	8  Miscella- neous manufactured articles	9  Commodities and trans- actions not classified acc. to kind 1)
Index of Current Value											
1982 ....	119,7	130,5	139,8	107,2	125,5	108,6	119,1	106,6	126,9	113,3	x
1983 ....	120,8	132,0	153,6	112,7	111,2	124,0	131,9	107,3	125,8	114,4	x
1984 ....	135,4	144,3	170,0	137,9	122,3	202,4	153,8	121,2	139,3	127,5	x
1985 ....	148,2	152,1	199,2	150,2	107,6	217,4	165,9	133,8	155,4	145,7	x
1986 ....	146,7	154,1	191,0	132,0	56,1	126,9	159,7	132,3	160,7	157,8	x
1982 Q. 1	122,0	132,4	113,2	114,6	128,2	112,5	127,3	111,8	127,0	117,1	x
Q. 2	122,4	122,4	143,8	114,3	125,1	107,9	119,9	111,4	134,6	107,3	x
Q. 3	111,6	125,5	155,2	93,0	117,7	104,5	110,8	97,9	115,3	114,4	x
Q. 4	122,9	141,9	147,1	107,1	130,8	109,4	118,4	105,3	130,4	114,5	x
1983 Q. 1	122,6	126,2	134,2	107,7	117,2	100,3	131,5	107,5	129,1	118,9	x
Q. 2	120,2	125,7	154,9	105,4	103,6	103,4	130,0	107,7	129,8	105,0	x
Q. 3	113,0	132,6	172,4	107,2	111,4	120,1	121,9	101,0	113,4	114,9	x
Q. 4	127,4	143,4	152,5	130,6	112,6	172,1	144,2	113,1	130,9	118,7	x
1984 Q. 1	135,3	137,2	133,0	140,3	121,8	177,4	161,6	118,1	140,4	130,9	x
Q. 2	127,6	131,2	179,1	136,1	117,7	182,1	152,5	122,9	125,6	115,2	x
Q. 3	130,2	145,0	186,1	126,6	118,9	212,9	147,1	115,4	130,7	131,0	x
Q. 4	148,3	164,0	181,9	148,4	131,0	237,4	154,0	128,4	160,7	132,9	x
1985 Q. 1	151,0	145,9	178,1	157,5	124,0	231,4	171,0	134,1	160,7	145,6	x
Q. 2	149,8	147,0	202,8	158,3	122,5	223,1	174,0	135,1	157,8	133,6	x
Q. 3	140,7	146,6	221,2	139,3	104,5	211,3	161,5	129,2	138,7	153,0	x
Q. 4	151,2	168,8	194,8	145,7	79,3	204,0	157,1	136,7	164,2	150,7	x
1986 Q. 1	148,7	149,8	179,6	143,4	64,8	165,2	173,4	134,8	158,1	159,1	x
Q. 2	152,0	149,0	187,9	135,8	57,3	119,8	166,5	140,0	170,3	147,6	x
Q. 3	136,6	149,3	209,5	116,1	49,0	113,7	146,3	124,3	144,3	165,4	x
Q. 4	149,7	168,5	187,1	132,8	53,4	109,1	152,5	130,1	170,0	159,0	x
Index of Volume											
1982 ....	107,9	116,8	116,4	101,7	89,8	102,1	110,5	98,3	113,3	104,8	x
1983 ....	108,2	123,6	126,4	109,1	83,5	110,5	122,5	100,6	109,4	105,2	x
1984 ....	117,1	129,0	142,9	120,1	90,0	125,8	135,9	108,6	118,4	114,5	x
1985 ....	124,2	134,6	153,9	126,0	76,1	143,9	143,1	116,2	126,8	127,4	x
1986 ....	127,7	143,3	148,4	126,0	50,5	149,5	148,2	119,1	131,6	139,3	x
1982 Q. 1	111,3	117,9	95,1	105,1	92,4	102,6	118,9	103,4	116,6	108,3	x
Q. 2	110,1	109,2	122,5	106,4	90,4	101,0	110,8	102,0	120,9	98,1	x
Q. 3	100,0	111,4	127,6	89,4	84,0	98,6	102,7	89,8	101,4	105,2	x
Q. 4	110,1	128,8	120,3	106,0	92,4	106,1	109,5	98,1	114,0	107,7	x
1983 Q. 1	110,1	114,2	107,4	105,8	86,5	101,4	122,7	101,1	112,7	108,2	x
Q. 2	107,6	118,2	128,2	104,6	77,5	103,4	121,4	101,8	112,1	98,6	x
Q. 3	101,3	125,7	141,0	103,5	83,7	107,4	113,8	94,7	98,7	104,1	x
Q. 4	113,9	136,1	128,9	122,7	86,2	129,6	132,0	104,8	114,0	109,6	x
1984 Q. 1	118,6	121,6	107,2	119,9	89,0	121,7	145,0	108,3	121,4	117,7	x
Q. 2	111,8	117,3	152,5	121,0	88,9	115,2	135,9	110,9	108,4	105,5	x
Q. 3	110,9	128,6	156,8	108,5	87,8	124,9	128,4	102,2	108,4	116,5	x
Q. 4	126,9	148,7	155,0	130,9	94,4	141,4	134,2	113,2	135,4	118,4	x
1985 Q. 1	126,4	126,6	138,1	126,1	86,0	137,4	148,0	116,6	132,7	125,1	x
Q. 2	124,8	126,7	155,7	129,4	85,7	130,7	148,5	116,9	128,9	117,4	x
Q. 3	116,7	130,6	169,8	120,2	72,7	142,5	136,4	111,6	111,1	132,8	x
Q. 4	128,9	154,5	152,2	128,3	60,1	164,9	139,5	119,8	134,4	134,1	x
1986 Q. 1	126,8	135,0	138,1	126,4	53,1	155,8	151,6	119,6	129,6	137,2	x
Q. 2	131,8	134,4	139,1	126,6	49,3	132,1	154,4	124,8	140,2	132,9	x
Q. 3	119,4	138,6	162,2	113,9	45,3	150,6	138,0	112,9	117,6	145,0	x
Q. 4	132,8	165,1	154,3	137,2	54,1	159,4	148,8	119,3	139,2	142,3	x
Index of Average Value											
1982 ....	111,0	111,8	120,2	105,4	139,7	106,4	107,8	108,4	112,0	108,1	x
1983 ....	111,6	106,8	121,5	103,3	133,2	112,2	107,7	106,6	115,0	108,8	x
1984 ....	115,6	111,9	119,0	114,8	135,9	160,9	113,2	111,6	117,7	111,3	x
1985 ....	119,3	113,0	129,4	119,2	141,3	151,1	115,9	115,1	122,6	114,4	x
1986 ....	114,9	107,6	128,7	104,8	111,2	84,9	107,8	111,1	122,1	113,2	x
1982 Q. 1	109,6	112,3	119,1	109,1	138,7	109,6	107,1	108,2	108,9	108,1	x
Q. 2	111,2	112,1	117,4	107,4	138,5	106,9	108,2	109,2	111,3	109,4	x
Q. 3	111,6	112,6	121,6	103,9	140,1	106,0	107,8	109,0	113,7	108,8	x
Q. 4	111,6	110,2	122,2	101,0	141,5	103,1	108,2	107,3	114,4	106,3	x
1983 Q. 1	111,4	110,4	125,0	101,8	135,6	98,9	107,3	106,3	114,5	109,9	x
Q. 2	111,7	106,4	120,8	100,8	133,6	100,0	107,1	105,7	115,8	106,4	x
Q. 3	111,5	105,4	122,3	103,6	133,1	111,8	107,1	106,6	114,9	110,3	x
Q. 4	111,9	105,4	118,4	106,5	130,5	132,8	109,2	107,9	114,9	108,3	x
1984 Q. 1	114,1	112,8	124,0	117,1	136,8	145,7	111,4	109,1	115,7	111,2	x
Q. 2	114,1	111,8	117,5	112,5	132,4	158,0	112,2	110,8	115,8	109,2	x
Q. 3	117,5	112,8	118,7	116,7	135,3	170,5	114,6	112,9	120,6	112,4	x
Q. 4	116,8	110,3	117,4	113,3	138,7	167,9	114,7	113,5	118,7	112,2	x
1985 Q. 1	119,5	115,3	129,0	124,9	144,3	168,4	115,5	115,1	121,1	116,4	x
Q. 2	120,0	116,0	130,3	122,3	143,0	170,7	117,1	115,5	122,5	113,7	x
Q. 3	120,5	112,3	130,2	115,9	143,7	148,3	118,4	115,7	124,9	115,2	x
Q. 4	117,3	109,2	128,0	113,5	132,0	123,7	112,7	114,1	122,2	112,4	x
1986 Q. 1	117,2	111,0	130,0	113,5	121,9	106,0	114,4	112,7	122,0	115,9	x
Q. 2	115,3	110,9	135,1	107,3	116,1	90,7	107,9	112,2	121,5	111,0	x
Q. 3	114,5	107,7	129,2	101,9	108,1	75,5	106,0	110,2	122,7	114,1	x
Q. 4	112,8	102,0	121,3	96,8	98,7	68,4	102,5	109,1	122,1	111,8	x

See footnote on page 14.



## 2 Index of Current Value, Volume and Average Value of Imports and Exports

(Special Trade) by Sections of the SITC - Rev. II

1980 = 100

### 2.3 Other Countries

Year Quarter	Imports										
	Total	Section									
		0 Food and live animals	1 Beverages and tobacco	2 Crude materials, inedible	3 Mineral fuels, lubricants etc.	4 Animal and vegetable oils and fats	5 Chemicals	6 Manufactured goods classified chiefly by material	7 Machinery and transport equipment	8 Miscella- neous manufactured articles	9 Commodities and trans- actions not classified acc. to kind 1)
Index of Current Value											
1982 ....	107,8	111,3	126,5	95,2	108,1	119,8	123,1	98,3	120,9	109,3	x
1983 ....	109,7	114,5	134,1	95,9	96,5	120,7	136,0	104,8	138,6	117,1	x
1984 ....	124,8	127,7	124,3	112,6	100,3	203,0	160,9	121,7	166,2	137,2	x
1985 ....	131,6	130,2	144,1	112,6	102,4	189,1	181,2	125,8	189,8	145,7	x
1986 ....	114,6	121,7	131,9	90,6	50,9	96,3	165,2	120,7	198,2	154,8	x
1982 Q. 1	110,3	110,8	132,8	98,7	108,7	114,0	122,1	103,9	125,2	115,3	x
Q. 2	108,3	115,2	123,2	100,2	106,8	121,0	122,0	104,3	121,3	100,6	x
Q. 3	102,9	99,3	114,5	90,4	102,2	122,5	134,1	92,2	110,9	116,9	x
Q. 4	109,6	120,1	135,4	91,4	114,8	118,9	114,2	92,8	126,4	104,4	x
1983 Q. 1	104,8	108,8	128,7	91,6	96,2	97,4	125,2	98,2	122,3	117,3	x
Q. 2	105,0	106,3	128,2	98,0	89,2	113,3	133,7	106,0	137,0	103,0	x
Q. 3	109,2	105,5	142,9	93,1	97,3	118,2	156,2	104,4	132,3	125,8	x
Q. 4	119,7	137,5	136,7	100,8	103,1	154,0	129,0	110,5	162,6	122,1	x
1984 Q. 1	124,2	133,9	118,8	113,8	101,7	177,7	165,7	120,8	151,2	143,6	x
Q. 2	122,2	122,2	124,0	111,3	100,8	194,2	158,3	123,8	161,9	121,5	x
Q. 3	122,8	117,3	121,0	109,2	99,3	223,0	168,4	118,2	159,7	146,0	x
Q. 4	130,1	137,3	133,6	116,2	99,4	217,1	151,4	123,9	191,9	137,9	x
1985 Q. 1	135,2	139,1	142,2	119,2	103,1	199,6	185,6	129,2	189,0	162,9	x
Q. 2	132,8	129,7	139,6	120,7	109,6	207,0	194,4	128,0	188,7	127,2	x
Q. 3	130,0	118,1	143,0	108,8	105,8	197,4	177,2	122,8	182,1	150,3	x
Q. 4	128,1	133,7	151,5	101,8	91,2	152,6	167,8	123,2	199,4	142,3	x
1986 Q. 1	118,7	125,7	130,9	94,9	71,4	109,4	161,7	122,7	184,8	154,3	x
Q. 2	116,6	126,4	120,9	95,9	50,8	103,7	171,1	127,3	204,4	139,3	x
Q. 3	108,5	103,4	149,0	82,6	41,4	89,5	168,5	115,8	189,2	163,1	x
Q. 4	114,6	131,3	126,8	89,2	39,8	82,5	159,6	116,9	214,5	162,4	x
Index of Volume											
1982 ....	91,8	104,7	104,4	87,0	78,0	111,4	110,0	94,5	101,4	94,3	x
1983 ....	93,4	105,1	105,5	88,0	73,7	111,4	125,5	99,9	109,4	101,8	x
1984 ....	99,3	107,2	90,1	90,4	72,3	115,2	136,0	108,1	126,5	112,1	x
1985 ....	102,4	110,8	97,5	93,4	72,1	125,3	146,2	108,7	137,7	116,6	x
1986 ....	110,3	113,9	92,6	94,3	73,1	133,4	151,6	116,6	155,5	137,7	x
1982 Q. 1	93,5	105,4	113,7	88,6	77,7	105,1	104,7	98,5	105,0	98,5	x
Q. 2	92,9	104,9	102,9	90,8	80,1	110,5	108,6	98,7	103,4	87,1	x
Q. 3	87,3	93,8	92,1	83,8	73,7	111,7	120,2	88,1	92,2	99,1	x
Q. 4	93,4	114,7	108,9	84,7	80,6	118,2	106,4	92,8	105,1	92,3	x
1983 Q. 1	90,7	105,3	100,5	86,6	72,3	102,8	114,9	97,0	99,7	102,3	x
Q. 2	92,4	99,1	101,0	92,0	71,3	118,2	128,9	103,3	110,8	92,0	x
Q. 3	91,9	94,8	111,0	83,7	74,7	106,2	143,4	97,7	102,7	107,7	x
Q. 4	98,7	121,0	109,4	89,5	76,4	118,1	114,8	101,5	124,3	105,3	x
1984 Q. 1	100,9	113,0	87,9	93,6	74,3	112,3	141,1	110,9	118,0	119,8	x
Q. 2	99,2	103,0	88,8	90,9	74,3	111,4	136,5	111,5	126,2	102,9	x
Q. 3	96,5	98,1	87,7	86,3	71,8	116,7	140,8	102,8	121,1	115,3	x
Q. 4	100,4	114,9	96,0	90,8	68,7	120,3	125,5	107,0	140,8	110,4	x
1985 Q. 1	99,9	111,6	98,9	90,1	66,3	110,2	144,0	109,1	133,4	124,9	x
Q. 2	100,5	105,2	93,4	96,8	74,1	121,9	154,7	108,3	133,3	102,1	x
Q. 3	103,0	102,9	95,0	92,5	78,4	132,6	146,1	106,8	133,3	119,8	x
Q. 4	106,1	123,4	102,7	94,1	69,6	136,3	139,9	110,8	150,8	119,6	x
1986 Q. 1	105,3	112,4	88,6	91,9	70,4	114,5	138,1	114,8	143,9	132,3	x
Q. 2	112,1	113,1	82,4	99,0	76,5	129,9	154,8	121,6	157,7	125,0	x
Q. 3	107,9	98,6	105,1	86,6	76,4	136,8	156,3	112,5	147,0	144,0	x
Q. 4	116,0	131,5	94,3	99,9	69,1	152,5	157,1	117,3	173,2	149,5	x
Index of Average Value											
1982 ....	117,4	106,3	121,1	109,4	138,6	106,9	111,9	104,0	119,3	115,5	x
1983 ....	117,4	109,0	127,1	109,0	130,9	108,4	108,4	104,9	126,7	115,0	x
1984 ....	125,8	119,1	137,9	124,6	138,8	176,3	118,4	112,6	131,3	122,4	x
1985 ....	128,5	117,5	147,8	120,6	142,1	151,0	124,0	115,7	137,9	125,0	x
1986 ....	103,9	106,8	142,5	96,1	69,6	72,2	109,0	103,5	127,5	112,4	x
1982 Q. 1	118,0	105,1	116,8	111,4	139,9	108,5	116,6	105,5	119,2	117,1	x
Q. 2	116,6	109,8	119,8	110,4	133,3	109,5	112,3	105,7	117,3	115,4	x
Q. 3	117,9	105,9	124,3	107,9	138,6	109,6	111,6	104,6	120,3	117,9	x
Q. 4	117,3	104,7	124,4	107,9	142,5	100,6	107,3	100,0	120,2	113,0	x
1983 Q. 1	115,5	103,4	128,0	105,8	133,1	94,7	108,9	101,2	122,7	114,7	x
Q. 2	113,7	107,3	126,9	106,5	125,2	95,8	103,7	102,6	123,6	112,0	x
Q. 3	118,8	111,3	128,7	111,2	130,2	111,3	108,9	106,8	128,9	116,8	x
Q. 4	121,3	113,6	125,0	112,6	135,0	130,3	112,3	108,8	130,8	115,9	x
1984 Q. 1	123,1	118,5	135,1	121,6	136,8	158,3	117,4	108,9	128,1	119,9	x
Q. 2	123,2	118,7	139,5	122,4	135,6	174,4	116,0	111,0	128,2	118,0	x
Q. 3	127,3	119,6	137,9	126,6	138,4	191,2	119,6	114,9	131,9	126,6	x
Q. 4	129,5	119,4	139,1	128,0	144,7	180,5	120,6	115,8	136,3	125,0	x
1985 Q. 1	135,4	124,6	143,8	132,3	155,6	181,0	128,9	118,5	141,7	130,5	x
Q. 2	132,2	123,2	149,5	124,7	147,9	169,7	125,7	118,2	141,6	124,6	x
Q. 3	126,2	114,7	150,5	117,6	134,9	148,8	121,3	115,0	136,6	125,5	x
Q. 4	120,7	108,4	147,6	108,2	131,1	111,9	119,9	111,2	132,2	119,0	x
1986 Q. 1	112,7	111,8	147,7	103,2	101,5	95,5	117,0	106,9	128,4	116,6	x
Q. 2	104,0	111,7	146,7	96,9	66,4	79,8	110,6	104,6	129,6	111,4	x
Q. 3	100,5	104,9	141,8	95,5	54,3	65,4	107,8	102,9	128,7	113,3	x
Q. 4	98,8	99,8	134,5	89,3	57,6	54,1	101,6	99,6	123,8	108,7	x

See footnote on page 14.



## 2 Index of Current Value, Volume and Average Value of Imports and Exports

(Special Trade) by Sections of the SITC - Rev. II

1980 = 100

### 2.3 Other Countries

Year Quarter	Exports										
	Total	Section									Commodities and trans- actions not classified acc. to kind 1)
		0  Food and live animals	1  Beverages and tobacco	2  Crude materials, inedible	3  Mineral fuels, lubricants etc.	4  Animal and vegetable oils and fats	5  Chemicals	6  Manufactured goods classified chiefly by material	7  Machinery and transport equipment	8  Miscella- neous manufactured articles	
Index of Current Value											
1982 ....	124,4	126,3	148,0	103,5	113,0	114,7	114,0	119,4	129,8	125,3	x
1983 ....	125,9	113,5	166,2	113,0	109,6	94,4	125,5	118,4	127,0	134,2	x
1984 ....	143,2	129,3	177,2	134,8	120,7	111,0	147,0	135,5	142,2	157,5	x
1985 ....	158,3	126,5	188,7	148,3	130,5	124,9	157,2	148,8	161,7	183,8	x
1986 ....	153,6	125,9	180,5	123,4	82,0	82,6	148,0	135,1	162,8	185,6	x
1982 Q. 1	123,7	150,4	116,5	107,6	118,4	120,8	115,3	122,0	127,4	120,2	x
Q. 2	124,8	139,7	153,6	106,0	111,9	110,4	111,6	124,1	130,3	118,7	x
Q. 3	119,7	101,0	170,9	96,3	107,6	121,5	111,7	114,6	123,8	128,8	x
Q. 4	129,3	114,1	151,0	104,1	113,9	106,2	117,4	116,8	137,7	133,6	x
1983 Q. 1	118,6	115,3	140,4	101,5	108,1	102,7	115,5	110,7	119,6	125,9	x
Q. 2	122,1	115,8	173,9	114,1	96,9	84,6	121,9	116,5	123,9	123,5	x
Q. 3	122,9	107,2	183,9	107,7	112,2	89,4	128,5	116,9	121,4	138,9	x
Q. 4	139,9	115,7	166,7	128,5	121,0	100,9	136,1	129,4	143,0	148,5	x
1984 Q. 1	138,9	143,5	139,3	128,6	127,0	121,8	145,6	127,2	139,8	144,5	x
Q. 2	135,1	136,9	182,4	135,0	118,2	95,1	146,0	131,1	128,7	143,2	x
Q. 3	139,0	112,5	206,0	132,5	107,3	113,8	144,9	139,7	132,7	170,6	x
Q. 4	159,9	124,1	181,2	142,9	130,4	113,1	151,6	144,0	167,7	171,6	x
1985 Q. 1	154,6	122,9	160,3	144,0	126,7	125,8	161,5	144,4	157,6	170,2	x
Q. 2	156,2	130,5	214,6	164,2	139,5	118,3	162,0	149,1	157,5	172,2	x
Q. 3	157,6	116,8	221,3	142,4	135,2	139,0	159,1	150,3	158,3	193,2	x
Q. 4	164,8	135,8	158,6	142,7	120,5	116,4	146,1	151,6	173,4	199,7	x
1986 Q. 1	148,9	131,2	158,8	119,9	111,8	89,4	149,3	130,6	155,6	176,8	x
Q. 2	156,2	133,0	197,9	131,9	80,5	84,8	-53,2	140,6	164,8	177,4	x
Q. 3	150,7	114,3	219,3	114,8	68,3	79,6	148,4	132,2	158,3	192,9	x
Q. 4	158,7	125,0	145,9	126,9	67,2	76,3	141,1	137,0	172,8	195,2	x
Index of Volume											
1982 ....	112,2	118,5	122,9	94,2	89,5	113,7	103,3	106,7	116,5	116,4	x
1983 ....	111,2	111,7	136,9	105,6	92,9	93,0	115,6	109,2	108,9	121,7	x
1984 ....	122,5	124,2	146,0	115,9	100,4	80,8	126,2	121,4	117,9	137,5	x
1985 ....	129,5	124,2	146,6	123,3	102,4	88,3	130,8	128,1	126,8	155,9	x
1986 ....	129,5	149,5	143,6	112,9	91,6	100,9	132,9	121,7	126,7	157,7	x
1982 Q. 1	113,4	138,6	99,2	95,9	93,6	121,1	102,9	111,2	117,6	112,0	x
Q. 2	113,2	134,4	129,1	96,6	91,1	109,3	102,6	109,4	117,8	110,2	x
Q. 3	106,8	93,3	139,9	88,1	84,6	119,3	101,1	101,8	109,6	117,6	x
Q. 4	115,4	107,7	123,3	96,1	88,7	105,2	106,6	104,4	121,1	125,8	x
1983 Q. 1	105,3	111,3	116,2	96,3	88,3	107,7	106,0	102,3	104,0	113,2	x
Q. 2	108,3	119,6	143,6	106,7	83,8	89,9	112,8	107,6	106,6	113,0	x
Q. 3	109,4	108,6	150,6	99,7	96,6	89,7	118,7	107,6	104,4	126,4	x
Q. 4	121,9	107,6	137,2	119,8	102,8	84,8	124,9	119,3	120,7	134,0	x
1984 Q. 1	120,8	137,1	116,3	111,7	104,7	92,3	128,2	117,9	117,6	126,9	x
Q. 2	117,8	132,2	151,8	118,0	101,6	68,7	127,8	118,8	109,1	126,5	x
Q. 3	118,4	108,0	168,8	115,3	89,8	84,9	122,3	123,2	109,9	149,2	x
Q. 4	133,0	119,3	147,0	118,8	105,7	77,5	126,5	125,5	135,2	147,4	x
1985 Q. 1	126,6	116,9	125,0	118,9	98,1	82,3	132,2	124,2	124,6	144,9	x
Q. 2	127,0	124,5	164,7	138,7	106,6	74,0	133,6	127,4	123,1	145,0	x
Q. 3	128,6	116,9	173,6	114,9	106,5	97,7	132,3	130,0	123,4	163,1	x
Q. 4	135,7	138,5	123,0	120,7	98,4	99,3	124,9	130,9	136,1	170,5	x
1986 Q. 1	123,8	149,7	124,2	103,3	99,5	81,0	129,6	115,5	121,7	149,2	x
Q. 2	131,7	155,4	157,3	119,2	84,3	99,8	136,6	124,9	129,0	150,1	x
Q. 3	127,5	138,5	175,7	105,2	90,2	102,7	133,9	119,5	123,1	164,8	x
Q. 4	134,8	154,4	117,2	123,9	92,5	120,1	131,4	126,9	133,0	166,6	x
Index of Average Value											
1982 ....	110,9	106,6	120,5	109,9	126,2	100,9	110,3	111,9	111,4	107,7	x
1983 ....	113,2	101,6	121,4	106,9	118,0	101,5	108,6	108,4	116,6	110,3	x
1984 ....	116,9	104,1	121,4	116,2	120,2	137,2	116,5	111,7	120,6	114,5	x
1985 ....	122,2	101,9	128,7	120,3	127,4	141,3	120,2	116,2	127,5	117,9	x
1986 ....	118,7	84,2	125,7	109,3	89,5	81,8	111,4	111,0	128,5	117,7	x
1982 Q. 1	109,1	108,5	117,5	112,2	126,6	99,7	112,0	109,8	108,3	107,3	x
Q. 2	110,2	104,0	119,0	109,7	122,8	101,1	108,8	113,4	110,6	107,7	x
Q. 3	112,1	108,2	122,2	109,3	127,3	101,9	110,4	112,6	113,0	109,5	x
Q. 4	112,1	106,0	122,5	108,3	128,4	101,0	110,2	111,9	113,8	106,2	x
1983 Q. 1	112,7	103,6	120,8	105,4	122,4	95,4	109,0	108,1	115,0	111,2	x
Q. 2	112,7	96,8	121,1	107,0	115,7	94,1	108,1	108,3	116,3	109,3	x
Q. 3	112,4	98,8	122,1	108,0	116,2	99,6	108,3	108,6	116,3	109,9	x
Q. 4	114,8	107,6	121,5	107,2	117,7	119,0	109,0	108,5	118,5	110,8	x
1984 Q. 1	115,0	104,6	119,7	115,1	121,3	132,0	113,6	107,9	118,9	113,9	x
Q. 2	114,7	103,6	120,2	114,4	116,4	138,5	114,2	110,4	117,9	113,2	x
Q. 3	117,4	104,2	122,0	115,0	119,4	134,0	118,4	113,4	120,7	114,3	x
Q. 4	120,2	104,0	123,3	120,3	123,4	145,9	119,8	114,8	124,0	116,5	x
1985 Q. 1	122,1	105,2	128,2	121,1	129,1	152,9	122,2	116,2	126,5	117,5	x
Q. 2	123,0	104,9	130,3	118,3	130,9	159,9	121,2	117,0	128,0	118,8	x
Q. 3	122,5	99,9	127,5	123,9	126,9	142,2	120,3	115,6	128,3	118,4	x
Q. 4	121,4	98,1	129,0	118,3	122,5	117,1	117,0	115,8	127,4	117,1	x
1986 Q. 1	120,3	87,7	127,9	116,1	112,4	110,4	115,2	113,1	127,9	118,5	x
Q. 2	118,6	85,6	125,9	110,7	95,5	85,0	112,2	112,6	127,7	118,1	x
Q. 3	118,2	82,5	124,8	109,1	75,8	77,6	110,8	110,6	128,5	117,1	x
Q. 4	117,7	81,0	124,5	102,4	72,6	63,6	107,3	108,0	129,9	117,2	x

See footnote on page 14.



## 3 IMPORTS AND EXPORTS (SPECIAL TRADE) BY SECTIONS AND DIVISIONS OF THE SITC-REV. II

## 3.1 IMPORTS

SECT AND DIV.	DESCRIPTION	1984 DT = 100 KG	1985	1986 1 000 DM	1985	1986 1 000 \$	1985
0	FOOD & LIVE ANIMALS CHIEFLY FOR FOOD .....	287856487	300609174	42742435	44320161	19722764	15130377
00	LIVE ANIMALS CHIEFLY FOR FOOD .....	1563826	2017527	525655	706740	243015	240260
01	MEAT & MEAT PREPARATIONS .....	10881889	11133376	5420570	5845023	2512306	2003711
02	DAIRY PRODUCTS & BIRDS EGGS .....	13048752	11111699	5106925	4422494	2349995	1514097
03	FISH, CRUSTACEANS & MOLLUSCS, & PREPARATIONS THEREOF .....	4759829	4323157	1976158	1813503	916647	628161
04	CEREALS & CEREAL PREPARATIONS .....	57034287	69816413	3628570	4373850	1669929	1480091
05	VEGETABLES & FRUIT .....	104881377	103783001	13277374	13759824	6118606	4687966
06	SUGAR, SUGAR PREPARATIONS & HONEY .....	10665854	10704181	1007263	999071	464577	340580
07	COFFEE, TEA, COCOA, SPICES, & MANUFACTURES THEREOF ...	10283523	10054491	8124725	8244855	3751119	2815499
08	FEEDING STUFF FOR ANIMALS (EXCL UNMILLED CEREALS) .....	72058881	79125101	2873273	3354075	1326530	1146449
09	MISCELLANEOUS EDIBLE PRODUCTS & PREPARATIONS .....	2668269	2540228	801922	800696	370040	273563
1	BEVERAGES & TOBACCO .....	16614545	16918102	4495593	4602199	2084282	1583398
11	BEVERAGES .....	14884002	15123049	2696138	2671367	1251246	920280
12	TOBACCO & TOBACCO MANUFACTURES .....	1730543	1795053	1799455	1930832	833036	663118
2	CRUDE MATERIALS, INEDIBLE, EXCEPT FUELS .....	911926418	940499928	26502182	31881101	12219428	10864533
21	HIDES, SKINS & FURSKINS, RAW .....	971691	991857	866296	1100905	393260	365467
22	OIL SEEDS & OLEAGINOUS FRUIT .....	51792736	50239529	3301950	4382169	1524357	1497913
23	CRUDE RUBBER (INCL SYNTHETIC & RECLAIMED) .....	5409577	5279073	1365867	1555991	628054	532029
24	CORK & WOOD .....	49269278	46388116	2587362	2579203	1198473	883471
25	PULP & WASTE PAPER .....	36308190	35606813	3225229	3753365	1491832	1271588
26	TEXTILE FIBRES (EXCL WOOL TOPS) & THEIR WASTES ...	7144676	7183109	2202993	3121097	1010577	1052508
27	CRUDE FERTILIZR, MINRLS, EXCL COAL, PETRLM & PREC STONES	240607512	234101213	2082097	2252784	963316	784362
28	METALLIFEROUS ORES & METAL SCRAP .....	511435224	552146704	6930190	9236636	3192576	3157797
29	CRUDE ANIMAL & VEGETABLE MATERIALS, NES .....	8987534	8563514	3940178	3858951	1816981	1317398
3	MINERAL FUELS, LUBRICANTS & RELATED MATERIALS .....	1617217812	1588121940	48246745	92181868	21914368	31388808
32	COAL, COKE & BRIQUETTES .....	135423686	132672595	1507222	1848669	698547	637084
33	PETROLEUM, PETROLEUM PRODUCTS & RELATED MATERIALS ..	1171732971	1099096054	34224737	70956986	15529560	24150031
34	GAS, NATURAL & MANUFACTURED .....	310061155	356353291	11192534	18010432	5073493	6133765
35	ELECTRIC CURRENT 1) MNH .....	15990548	13905628	1322252	1365781	612748	467928
4	ANIMAL & VEGETABLE OILS, FATS & WAXES .....	16693064	16309773	1518959	2754681	696185	933678
41	ANIMAL OILS & FATS .....	3875834	4984485	269943	549927	123231	187833
42	FIXED VEGETABLE OILS & FATS .....	9243026	7584104	891502	1581622	409890	534963
43	ANIMAL & VEGETABLE OILS & FATS, PROCESSED, & WAXES .	3574204	3741184	357514	623132	163064	210883
5	CHEMICALS & RELATED PRODUCTS, NES .....	193733630	183402849	38313033	41259571	17686327	14118310
51	ORGANIC CHEMICALS .....	58865118	55287369	9994857	11735343	4595203	4019944
52	INORGANIC CHEMICALS .....	27864016	27172772	4594817	5697884	2144388	1950037
53	DYEING, TANNING & COLOURING MATERIALS .....	3050945	2753412	1760374	1644164	814272	562050
54	MEDICINAL & PHARMACEUTICAL PRODUCTS .....	624863	590200	4034437	3991524	1862555	1361395
55	ESSENTIAL OILS, PERFUME, TOILET, CLEANSING, ETC PREPS.	2909270	2746238	1835290	1809520	847331	617454
56	FERTILIZERS, MANUFACTURED .....	44621564	41402006	1275700	1378380	582446	475240
57	EXPLOSIVES & PYROTECHNIC PRODUCTS .....	119099	120004	156977	132870	73561	45685
58	ARTIFICIAL RESINS & PLASTIC MATERIALS ETC .....	35476218	33250162	10475725	10512561	4835574	3598153
59	CHEMICAL MATERIALS & PRODUCTS, NES .....	20202537	20080686	4184856	4360925	1930997	1488352
6	MANUFACTURED GOODS CLASSIFIED CHIEFLY BY MATERIAL.	324966003	305084135	73404423	74921487	33870894	25619791
60	COMPLETE INDUSTR PLANT, CHAP 62, 68 TO 70, 73, 76, 82 .	-	-	-	-	-	-
61	LEATHER, LEATHER MANUFACTURES, NES & DRESSD FURSKINS	563667	532108	2400605	2475354	1109627	845999
62	RUBBER MANUFACTURES, NES .....	5511349	4984592	4091720	3766839	1888357	1290504
63	CORK & WOOD MANUFACTURES (EXCLUDING FURNITURE) ...	15836346	13620909	2355681	2221769	1091155	758003
64	PAPER, PAPERBOARD & ARTS OF PAPER PULP, PAPER, PAPERBOARD	55700117	49545804	9131809	8662744	4219425	2959543
65	TEXTILE YARN, FABRICS, MADE-UP ARTS, NES & RELTD PROD	11087469	10717724	14809800	14972530	6824668	5119482
66	NON-METALLIC MINERAL MANUFACTURES, NES .....	65212265	63297569	6420240	6185082	2978487	2120915
67	IRON & STEEL .....	134003216	128060508	15373469	16005645	7062946	5476782
68	NON-FERROUS METALS .....	24173078	22906339	10564684	12838584	4874027	4375507
69	MANUFACTURES OF METAL, NES .....	12878456	11418582	8256415	7788940	3822202	2672656
7	MACHINERY & TRANSPORT EQUIPMENT .....	54551017	53478061	108953938	105954405	50450000	36275821
70	COMPLETE INDUSTRIAL PLANT, CHAP 84 TO 87 .....	-	-	-	-	-	-
71	POWER GENERATING MACHINERY & EQUIPMENT .....	3353191	3000965	7119652	7059793	3286296	2426007
72	MACHINERY SPECIALIZED FOR PARTICULAR INDUSTRIES ..	4650528	4622712	7731630	7479982	3582220	2574137
73	METALWORKING MACHINERY .....	1740625	1439699	3459642	2764391	1606277	961145
74	GENRL INDUSTR MACHINERY & EQUIPT, NES & PARTS, NES.	6543674	5988888	11585726	10923559	5355531	3750404
75	OFFICE MACHINES & AUTOMATIC DATA PROCESSING EQUIPT	997725	948655	15784444	16343943	7332784	5623605
76	TELECOMMUNICATIONS & SOUND RECORDING, REPRO EQUIPT .	1623033	1365074	8956249	8282164	4166572	2857815
77	ELECTRIC MACHNRY, APPARAT & APPLIANCES, NES & PARTS.	7592536	7221412	19212368	19329109	8885095	6599082
78	ROAD VEHICLES (INCL AIR CUSHION VEHICLES) .....	23047656	19621962	26282032	21838880	12143929	7484548
79	OTHER TRANSPORT EQUIPMENT .....	5002049	9268694	8820195	11922584	4091296	3999078
8	MISCELLANEOUS MANUFACTURED ARTICLES .....	23205140	21326829	55928798	52904413	25916063	18102767
80	COMPLETE INDUSTRIAL PLANT, CHAP 90, 94 .....	-	-	-	-	-	-
81	SANITARY, PLUMBING, HEATING, LIGHTNG FIXT & FITNGS NES.	1973076	1858002	1130830	1052039	524908	361788
82	FURNITURE & PARTS THEREOF .....	5792381	5623779	3810724	3634992	1764573	1243244
83	TRAVEL GOODS, HANDBAGS & SIMILAR CONTAINERS .....	429208	338009	939167	881409	434492	300635
84	ARTICLES OF APPAREL & CLOTHING ACCESSORIES .....	4633926	3887792	22397634	20562046	10376498	7015278
85	FOOTWEAR .....	1482561	1385385	4982940	4804400	2302860	1634760
87	PROFESSIONAL, SCIENTIFIC & CONTRL APPARATUS, NES ...	495694	447384	6525934	6204116	3020801	2129017
88	PHOTO APPARAT, OPTICAL GOODS, NES: WATCHES & CLOCKS	810642	867941	5037594	5139063	2337060	1767608
89	MISCELLANEOUS MANUFACTURED ARTICLES, NES .....	7587632	6918537	11103975	10626348	5154871	3650437
9	COMMODITIES & TRANSACTIONS NOT CLASSD ELSEWHERE 2)	5023681	5157867	13638325	13031106	6292015	4474565
	TOTAL	3451787797	3430908658	413744431	463810992	190852326	158492049

1) SEE INTRODUCTION, CIPHER 2.3 2) INCL. COMPLETE INDUSTRIAL PLANT N. E. S.



3 IMPORTS AND EXPORTS (SPECIAL TRADE) BY SECTIONS AND DIVISIONS OF THE SITC-REV. II

3.2 EXPORTS

SECT AND DIV	DESCRIPTION	1984 DT * 100 KG	1985	1986	1985	1986	1985
				1 000 DM		1 000 S	
0	FOOD & LIVE ANIMALS CHIEFLY FOR FOOD .....	170529084	146315885	21712601	21540560	10043426	7401884
00	LIVE ANIMALS CHIEFLY FOR FOOD .....	2232939	1825371	978049	847910	452509	294850
01	MEAT & MEAT PREPARATIONS .....	7358122	5779522	3483878	3143288	1611194	1080874
02	DAIRY PRODUCTS & BIRDS EGGS .....	30090517	31299782	5047632	5292472	2343322	1813553
03	FISH, CRUSTACEANS & MOLLUSCS, & PREPARATIONS THEREOF .....	1074334	1092010	567023	566065	263039	194195
04	CEREALS & CEREAL PREPARATIONS .....	48259360	29979771	2653250	2331730	1220869	800283
05	VEGETABLES & FRUIT .....	14675202	13872083	1834569	1841188	846188	627457
06	SUGAR, SUGAR PREPARATIONS & HONEY .....	13070435	10427646	1130910	1076131	523092	375409
07	COFFEE, TEA, COCOA, SPICES, & MANUFACTURES THEREOF ...	3002756	2983143	2998980	3065177	1386101	1051110
08	FEEDING STUFF FOR ANIMALS (EXCL UNMILLED CEREALS) .....	47173402	45381013	2033206	2244001	942534	777429
09	MISCELLANEOUS EDIBLE PRODUCTS & PREPARATIONS .....	3591997	3675544	985104	1132598	454568	386724
1	BEVERAGES & TOBACCO .....	74727228	71591097	3363379	3510885	1556601	1201220
11	BEVERAGES .....	73982376	70865960	1848895	2073346	856449	709592
12	TOBACCO & TOBACCO MANUFACTURES .....	744852	725137	1514484	1437539	700152	491628
2	CRUDE MATERIALS, INEDIBLE, EXCEPT FUELS .....	433644977	396231771	9225052	10727962	4255541	3658259
21	HIDES, SKINS & FURSKINS, RAW .....	1421332	1319387	566009	591850	260823	200695
22	OIL SEEDS & OLEAGINOUS FRUIT .....	1785335	1180414	200556	147803	94007	51506
23	CRUDE RUBBER (INCL SYNTHETIC & RECLAIMED) .....	3664302	3901692	899149	1092325	413374	372710
24	CORK & WOOD .....	39866875	42199864	1111245	1129414	514699	388268
25	PULP & WASTE PAPER .....	10774509	10121934	313210	388252	144709	131938
26	TEXTILE FIBRES (EXCL WOOL TOPS) & THEIR WASTES ...	6466114	6786082	2102758	2467717	967376	842839
27	CRUDE FERTILZR, MINRLS, EXC COAL, PETRLM & PREC STONES	323452563	283261296	1276596	1320061	590662	451365
28	METALLIFEROUS ORES & METAL SCRAP .....	43416376	45094142	1608722	2479152	739762	838863
29	CRUDE ANIMAL & VEGETABLE MATERIALS, NES .....	2677571	2366960	1146807	1111408	530129	380075
3	MINERAL FUELS, LUBRICANTS & RELATED MATERIALS .....	215116379	299529823	8611437	15284115	3942751	5176867
32	COAL, COKE & BRIQUETTES .....	127388488	159416752	3294780	4360138	1515152	1483643
33	PETROLEUM, PETROLEUM PRODUCTS & RELATED MATERIALS ..	74285046	86808442	3801413	6850745	1741428	2321797
34	GAS, NATURAL & MANUFACTURED .....	13442845	53304629	618905	3119149	280504	2045172
35	ELECTRIC CURRENT 1) NWH .....	12422858	13454021	896339	954083	405667	326254
4	ANIMAL & VEGETABLE OILS, FATS & WAXES .....	16264066	15368064	1689614	2795279	774807	953283
41	ANIMAL OILS & FATS .....	2289480	2050279	163755	257266	74928	87188
42	FIXED VEGETABLE OILS & FATS .....	9323133	8628830	922588	1670318	423475	571418
43	ANIMAL & VEGETABLE OILS & FATS, PROCESSED, & WAXES .	4651453	4688955	603267	867695	276404	294677
5	CHEMICALS & RELATED PRODUCTS, NES .....	270544467	271842903	67691009	71143347	31202127	24253404
51	ORGANIC CHEMICALS .....	62385755	64431466	16309033	19158019	749476C	6509565
52	INORGANIC CHEMICALS .....	60495753	62023666	5525789	6132996	2547077	2091324
53	DYEING, TANNING & COLOURING MATERIALS .....	11226475	10716322	7020913	6619171	3245948	2263278
54	MEDICINAL & PHARMACEUTICAL PRODUCTS .....	1166970	1110478	7111208	6938753	3286929	2367525
55	ESSENTIAL OILS, PERFUME, TOILET, CLEANSING, ETC PREPS.	7456257	7278528	3334733	3301416	1540599	1129382
56	FERTILIZERS, MANUFACTURED .....	46732745	47697285	1308657	1588884	599190	534387
57	EXPLOSIVES & PYROTECHNIC PRODUCTS .....	111350	176409	155355	184556	72745	63653
58	ARTIFICIAL RESINS & PLASTIC MATERIALS ETC .....	49990313	47857317	17538290	17673260	8091183	6038443
59	CHEMICAL MATERIALS & PRODUCTS, NES .....	30978849	30551432	9387031	9546292	4323695	3255847
6	MANUFACTURED GOODS CLASSIFIED CHIEFLY BY MATERIAL.	367609666	384678392	95134314	100311312	43928947	34341294
60	COMPLETE INDUSTRIAL PLANT, CHAP 62.68 TO 70.73.76.82 .	218270	365253	381233	364509	177929	124435
61	LEATHER, LEATHER MANUFACTURES, NES & DRESSO FURSKINS	514667	515814	1859574	2002192	859742	684951
62	RUBBER MANUFACTURES, NES .....	5710483	5490492	4648041	4465754	2147446	1528895
63	CORK & WOOD MANUFACTURES (EXCLUDING FURNITURE) ...	10803800	10869954	1876489	1840305	868823	631949
64	PAPER, PAPERBOARD & ARTS OF PAPER PULP, PAPER, PAPERBOARD	41238530	39387501	10079404	10152408	4657438	3472291
65	TEXTILE YARN, FABRICS, MADE-UP ARTS, NES & RELTD PROD	11262472	11157400	17749078	17836283	8190271	6107191
66	NON-METALLIC MINERAL MANUFACTURES, NES .....	72616544	69420224	9190141	8858333	4250180	3040100
67	IRON & STEEL .....	189964059	212623688	23033356	27510169	10615808	9417836
68	NON-FERROUS METALS .....	16672709	16547029	9473062	10883185	4368182	3710549
69	MANUFACTURES OF METAL, NES .....	18608132	18301037	16843936	16398174	7793128	5623097
7	MACHINERY & TRANSPORT EQUIPMENT .....	119397874	122220609	251331983	246715223	116282071	84569475
70	COMPLETE INDUSTRIAL PLANT, CHAP 84 TO 87 .....	1303604	1215278	3843475	3869822	1777280	1320503
71	POWER GENERATING MACHINERY & EQUIPMENT .....	6666794	6434298	14861303	14796236	6885988	5074825
72	MACHINERY SPECIALIZED FOR PARTICULAR INDUSTRIES ..	15631086	16069487	34633522	33127741	16039143	11398977
73	METALWORKING MACHINERY .....	3246517	3064516	9313207	8059990	4330001	2789210
74	GENRL INDUSTRIAL MACHINERY & EQUIPT, NES & PARTS NES.	14007731	13964728	33942587	32748503	15720263	11259031
75	OFFICE MACHINES & AUTOMATIC DATA PROCESSING EQUIPT	928572	837712	14451005	14168406	6696042	4884502
76	TELECOMMUNICATIONS & SOUND RECORDING, REPRO EQUIPT .	1542629	1437420	10734579	10022673	4983525	3467987
77	ELECTRIC MACHNRY, APPARAT & APPLIANCES, NES & PARTS.	12052569	11541854	31842522	30582056	14741824	10484868
78	ROAD VEHICLES (INCL AIR CUSHION VEHICLES) .....	54373409	53637016	89069560	86392836	41141819	29537247
79	OTHER TRANSPORT EQUIPMENT .....	9644963	14018300	8640223	12946960	3966182	4352325
8	MISCELLANEOUS MANUFACTURED ARTICLES .....	25492476	24098468	55921241	53625182	25905579	18420065
80	COMPLETE INDUSTRIAL PLANT, CHAP 90.94 .....	13140	17963	177501	201940	81446	69245
81	SANITARY, PLUMBING, HEATING, LIGHTING FIXT & FITTINGS NES.	1194447	1146640	1485202	1402304	689035	483254
82	FURNITURE & PARTS THEREOF .....	7386631	7114933	5863764	5396761	2714423	1853917
83	TRAVEL GOODS, HANDBAGS & SIMILAR CONTAINERS .....	172499	177017	438826	434989	203554	149791
84	ARTICLES OF APPAREL & CLOTHING ACCESSORIES .....	1015334	923364	9016717	8381022	4173237	2864677
85	FOOTWEAR .....	248529	269871	1298023	1378800	597272	474797
87	PROFESSIONAL, SCIENTIFIC & CONTRL APPARATUS, NES ...	905505	882164	12968305	12508401	6011586	4310757
88	PHOTO APPARAT, OPTICAL GOODS, NES, WATCHES & CLOCKS .	1292741	1250494	5994649	6138320	2774098	2104554
89	MISCELLANEOUS MANUFACTURED ARTICLES, NES .....	13263650	12315722	18678254	17782641	8660926	6109073
9	COMMODITIES & TRANSACTIONS NOT CLASSD ELSEWHERE 2)	7333581	7824197	11682381	11510340	5411169	3961663
	TOTAL	1700659798	1739701209	526363011	537164225	243303019	183937414

1) SEE INTRODUCTION. CIPHER 2.3 2) INCL. COMPLETE INDUSTRIAL PLANT N. E. S.



4 IMPORTS AND EXPORTS (SPECIAL TRADE) BY GROUPS AND SUBGROUPS OF THE SITC-REV. II  
4.1 IMPORTS

GROUP / SUBGROUP	1986 DT = 100 KG	1985	1986 1 000 DM	1985	1986 1 000 \$	1985
001 LIVE ANIMALS	1 863 826	2 017 527	525 655	706 740	243 015	240 260
1 BOVINE CATTLE	353 481	426 177	197 624	230 159	91 462	78 021
2 SHEEP, LAMBS, GOATS	102 839	116 331	33 879	39 180	15 510	13 294
3 SWINE, LIVE	916 349	1 256 626	239 036	373 535	110 200	127 158
4 LIVE POULTRY	150 779	169 643	32 857	39 571	15 423	13 582
5 HORSES, ASSES, MULES	39 812	47 836	21 479	23 490	10 058	7 933
9 LIVE ANIMALS FR FOOD NES	566	914	780	805	362	272
011 MEAT FRESH, CHILLD, FROZEN	9 727 764	10 007 175	4 639 553	5 063 251	2 150 392	1 735 482
1 BOVINE MEAT FRESH, FROZEN	2 217 307	2 286 494	1 467 781	1 524 638	681 385	520 554
2 MUTTON ETC FRSH, CHLD, FRN	232 812	236 937	133 278	136 961	60 892	45 949
3 PIG MEAT FRESH, CHLD, FRZN	4 361 280	4 400 834	1 818 270	2 042 188	840 407	696 667
4 POULTRY FRESH, CHLD, FRZN	2 169 279	2 156 469	971 251	993 224	452 001	346 160
5 HORSE MEAT FRSH, CHLD, FRN	4 035	1 745	1 258	544	580	195
6 EDIBLE OFFAL FRESH, CH, FR	538 081	657 271	105 474	143 045	48 434	48 649
8 MEAT NES FRESH, CHLD, FRZN	204 970	267 425	142 241	219 651	66 693	77 308
012 MEAT DRIED, SALTED, SMOKED	61 870	61 497	82 012	76 504	38 432	25 813
1 PIG MEAT DRIED, SLTD, SMKD	48 843	47 581	71 256	65 375	33 438	22 019
9 MEAT NES DRIED, SLTD, SMKD	13 027	13 916	10 756	11 129	4 994	3 794
014 MEAT PREPD, PRSRVD, NES ETC	1 092 255	1 064 704	699 005	705 268	323 482	242 416
1 MEAT, FISH EXTRACTS, JUICES	8 366	9 909	11 916	17 863	5 449	6 066
2 SAUSAGES INCL TINNED	146 062	140 358	128 173	123 050	59 513	42 403
9 OTH PREPD, PRSRVD MEAT	937 827	914 437	558 916	564 355	258 520	193 947
022 MILK AND CREAM	6 020 045	4 114 339	1 591 950	793 420	723 218	273 899
3 MILK AND CREAM FRESH	1 588 731	1 773 920	122 146	124 820	56 208	42 272
4 MILK, CREAM PRESERVED ETC	4 431 314	2 340 419	1 469 804	668 600	667 010	231 627
023 BUTTER	901 118	976 734	605 408	666 111	279 474	225 287
024 CHEESE AND CURD	3 003 921	2 946 346	2 273 713	2 248 745	1 054 354	771 564
025 EGGS, BIRDS, FRESH, PRSRVD	3 123 666	3 074 280	635 854	714 218	292 949	243 347
1 EGGS, BIRDS, FRSH IN SHELL	2 878 530	2 815 544	578 657	649 654	266 637	221 528
2 EGGS, BIRDS, FR NOT I SHL	245 138	258 736	57 197	64 564	26 312	21 819
034 FISH FRESH, CHILLED, FROZN	3 395 223	3 137 125	1 168 551	1 052 910	541 153	364 519
1 FISH FRESH, CHLD, EX FILLT	1 669 021	1 639 303	566 023	552 994	263 245	191 337
2 FISH FROZEN, EXCL FILLETS	689 539	669 256	197 609	198 229	91 746	69 005
3 FISH FILLETS, FRESH, CHLD	99 495	99 075	50 254	45 435	23 295	15 574
4 FISH FILLETS, FROZEN	937 168	729 491	354 665	256 252	162 867	88 603
035 FISH SALTED, DRIED, SMOKED	238 260	253 897	152 402	144 995	72 154	51 429
036 SHELL FISH FRESH, FROZEN	360 522	247 593	176 019	144 980	81 786	50 174
037 FISH ETC PREPD PRSRVD NES	765 824	684 542	479 186	470 618	221 554	162 039
1 FISH PREPD, PRSRVD NES	630 102	545 044	329 601	317 092	152 080	109 036
2 SHELL FISH PREPD, PRSRVD	135 722	139 498	149 585	153 526	69 474	53 003
041 WHEAT ETC UNMILLED	23 927 837	30 829 821	1 054 645	1 425 840	483 511	479 547
1 DURUM WHEAT UNMILLED	511 857	1 198 331	29 813	84 830	13 887	28 211
2 OTHER WHEAT UNMILLED	23 415 980	29 631 490	1 024 832	1 341 010	469 624	451 336
042 RICE	2 074 577	2 098 712	237 333	269 309	109 126	91 777
1 RICE IN HUSK OR HUSKED	937 278	908 298	73 582	95 789	33 647	32 276
2 RICE SEMI-MILLED, MILLED	1 137 299	1 190 414	163 751	173 520	75 479	59 501
043 BARLEY UNMILLED	9 176 241	11 106 342	416 895	538 474	191 465	180 738
044 MAIZE UNMILLED	13 171 337	16 700 537	744 649	954 803	341 231	324 032
045 CEREALS NES UNMILLED	2 110 610	3 017 060	99 178	153 964	46 624	51 378
1 RYE UNMILLED	966 306	1 592 215	43 160	74 161	20 978	24 356
2 OATS UNMILLED	652 254	877 405	24 729	38 165	11 180	12 813
9 OTHER CEREALS UNMILLED	492 050	547 440	31 289	41 638	14 466	14 209
046 WHEAT ETC MEAL OR FLOUR	895 164	772 144	71 466	61 293	33 126	20 864
047 OTHER CEREAL MEALS, FLOUR	184 209	204 034	12 198	14 471	5 657	4 869
048 CEREAL ETC PREPARATIONS	5 494 312	5 087 763	992 206	955 726	459 189	326 886



4 IMPORTS AND EXPORTS (SPECIAL TRADE) BY GROUPS AND SUBGROUPS OF THE SITC-REV. 11  
4.1 IMPORTS

GROUP / SUBGROUP	1986 DT = 100 KG	1985	1986 1 000 DM	1985	1986 1 000 \$	1985
1 PREPD BREAKFAST FOOD ETC	229 331	127 607	23 274	17 025	10 782	5 822
2 MALT INCLUDING FLOUR	2 941 373	2 779 650	220 982	243 095	102 546	83 153
3 MACARONI, SPAGHETTI ETC	585 899	508 302	113 663	94 824	52 646	32 481
4 BAKERY PRODUCTS	1 147 745	1 075 912	500 347	463 285	231 428	158 878
6 OTH CEREAL PREPS, MALT EX	589 964	596 292	133 940	137 497	61 787	46 852
054 VEG ETC FRSH, SMLY PRSVD	50 015 688	52 852 192	4 393 621	4 529 575	2 011 025	1 529 060
1 POTATOES FRSH EXCL SWEET	9 643 370	9 758 261	339 173	391 482	152 810	129 825
2 LEGUMINOUS VEGTBLES DRY	5 086 577	4 435 872	393 196	358 535	184 425	126 523
4 TOMATOES FRESH	3 896 343	3 789 525	713 581	649 403	327 329	218 198
5 OTHER FRESH VEGETABLES	16 010 949	14 504 122	2 022 636	2 012 146	920 106	674 634
6 VEGETABLES SIMPLY PRESVD	2 902 857	2 931 093	450 416	453 343	207 393	154 381
8 EDIBLE VEG NES FRSH, DRY	12 475 592	17 433 319	474 619	664 666	218 962	225 499
056 VEGTBLES ETC PRSVD, PREPD	8 887 390	8 067 824	1 566 939	1 613 675	722 151	550 769
1 VEG DRIED EXCL LEGUMES	203 811	188 840	129 029	135 082	59 462	46 174
4 FLOUR ETC OF FRUIT, VEG	133 667	109 312	51 742	52 524	24 148	18 597
5 VEGTBLES PRSVD, PREPD NES	8 549 912	7 769 672	1 386 168	1 426 069	638 541	485 998
057 FRUIT, NUTS, FRESH, DRIED	35 424 879	33 539 615	5 290 935	5 447 769	2 450 163	1 871 219
1 ORANGES, TANGERINES ETC	8 054 555	6 958 521	734 120	694 330	336 315	242 383
2 LEMONS, GRAPEFRUIT ETC	2 068 391	1 928 142	227 413	260 917	104 591	89 323
3 BANANA, PLANTAIN, FRSH, DRY	6 609 307	5 895 907	745 815	768 144	343 648	259 706
4 APPLES FRESH	5 969 843	6 374 318	621 021	647 752	283 393	217 965
5 GRAPES FRESH OR DRIED	3 661 260	3 603 865	550 865	586 761	264 015	208 746
6 FIGS, FRESH OR DRIED	111 228	92 496	22 847	21 833	11 109	7 996
7 NUTS EDIBLE FRESH OR DRY	1 665 450	1 584 191	1 024 022	1 084 182	477 459	376 700
9 FRUIT FRESH OR DRIED NES	7 284 845	7 102 175	1 364 832	1 383 850	629 633	468 400
058 FRUIT PRESERVED, PREPARED	10 563 420	9 323 370	2 025 879	2 168 805	935 267	736 918
2 FRUIT PRESERVED BY SUGAR	76 721	72 575	27 597	26 091	13 311	9 409
3 FRUIT JAMS, JELLIES ETC	408 086	391 885	90 015	80 841	41 496	27 618
5 FRUIT OR VEGETABLE JUICE	4 453 136	3 810 957	901 839	1 060 639	416 925	359 651
6 FRUIT TEMPORARILY PRESVD	1 270 427	1 082 581	242 809	210 645	112 362	71 715
9 FRUIT PREPRD, PRESRVD NES	4 355 050	3 965 372	763 619	790 589	351 173	268 325
061 SUGAR AND HONEY	10 215 545	10 283 348	767 847	771 773	354 108	262 900
1 RAW BEET AND CANE SUGAR	182 780	374 406	23 288	45 565	9 898	14 258
2 REFINED SUGAR ETC	1 531 695	1 424 399	199 215	187 570	92 563	64 547
5 MOLASSES	5 325 606	5 452 503	103 563	108 843	47 812	36 983
6 NATURAL HONEY	873 233	787 714	192 761	191 414	89 036	65 747
9 SUGARS AND SYRUPS NES	2 302 231	2 244 326	249 020	238 381	114 799	81 365
062 SUGAR PREPS NON-COCOA	450 309	420 833	239 416	227 298	110 469	77 680
071 COFFEE AND SUBSTITUTES	5 858 300	5 415 552	5 410 118	4 883 139	2 500 021	1 668 381
1 COFFEE GREEN, ROASTED, SUB	5 713 963	5 250 882	5 201 348	4 650 299	2 403 661	1 588 971
2 COFFEE EXTRACTS, ESSENCES	144 337	164 670	208 770	232 840	96 360	79 410
072 COCOA	2 575 763	2 764 380	1 581 361	2 170 170	725 452	739 046
1 COCOA BEANS RAW ROASTED	2 113 040	2 200 636	1 177 153	1 515 738	539 093	516 937
2 COCOA POWDER UNSWEETENED	156 539	166 229	61 058	77 097	27 955	26 224
3 COCOA BUTTER AND PASTE	306 184	397 515	343 150	577 335	158 404	195 885
073 CHOCOLATE AND PRODUCTS	1 210 631	1 245 700	744 108	754 148	345 991	258 863
074 TEA AND MATE	196 006	197 557	131 862	188 436	60 748	64 014
1 TEA	191 862	195 133	130 445	187 530	60 074	63 704
2 MATE	4 144	2 424	1 417	906	674	310
075 SPICES	442 823	431 302	257 276	248 962	118 907	85 195
1 PEPPER AND PIMENTO	274 624	274 422	164 655	153 148	76 266	52 540
2 SPICES, EXCL PEPPER, ETC	168 199	156 880	92 621	95 814	42 641	32 655
081 FEEDING STUFF FOR ANIMLS	72 058 881	75 125 101	2 873 273	3 354 075	1 326 530	1 146 449
1 HAY FODDER GREEN, DRY	6 167 897	6 451 272	185 063	214 815	85 216	73 287
2 BRAN, POLLARD, SHARPS, ETC	657 629	783 373	17 272	21 426	7 830	7 371
3 VEGETABLE OIL RESIDUES	46 564 116	49 405 962	1 639 489	2 011 925	756 755	689 749
4 MEAT OR FISH MEAL FODDER	4 784 907	4 187 398	316 366	328 181	146 876	112 373
9 FOOD WASTE AND FEED NES	13 884 332	14 297 096	715 083	777 728	329 853	263 669
091 MARGARINE AND SHORTENING	355 474	401 447	54 570	91 527	24 865	31 449
3 PIG, POULTRY FAT RENDERED	77 972	52 251	8 567	9 896	3 928	3 395
4 MARGARINE, EDIBLE FAT NES	277 502	349 196	46 003	81 631	20 937	28 054
098 EDIBLE PRODCTS, PREPS NES	2 312 795	2 138 781	747 352	709 169	345 175	242 114
111 NON-ALCOHL BEVERAGES NES	3 953 784	3 460 525	189 655	164 863	87 676	56 653



## 4.1 IMPORTS

GROUP / SUBGROUP	1986 DT * 100 KG	1985	1986 1 000 DM	1985	1986 1 000 \$	1985
112 ALCOHOLIC BEVERAGES	10 930 218	11 662 524	2 506 483	2 506 504	1 163 570	863 727
1 WINE OF FRESH GRAPES ETC	8 694 721	9 568 016	1 729 166	1 738 784	802 014	597 927
2 CIDER, PERRY, MEAD ETC	79 368	61 504	13 546	12 037	6 217	4 108
3 BEER, ALE, STOUT, PORTER	902 812	813 309	106 929	95 582	49 683	32 877
4 DISTILLED ALCOHOLIC BEVS	1 253 317	1 219 695	656 842	660 101	305 656	228 815
121 TOBACCO UNMNFCTRD, REFUSE	1 402 286	1 469 358	1 363 052	1 500 599	630 968	515 268
1 TOBACCO, NOT STRIPPED	469 650	528 540	414 277	468 683	191 166	160 652
2 TOBACCO STRIPPED	790 527	795 077	931 556	1 014 683	431 819	348 676
3 TOBACCO REFUSE	142 109	145 741	17 219	17 233	7 983	5 940
122 TOBACCO MFRS	328 257	325 695	436 403	430 233	202 068	147 850
1 CIGARS, CHEROOTS	4 658	4 931	41 005	40 456	18 993	13 896
2 CIGARETTES	59 564	53 324	137 449	118 170	63 787	40 770
3 OTHER MFD TOBACCO	264 035	267 440	257 949	271 607	119 288	93 184
211 HIDES, SKINS, UNDRESSED	948 082	969 705	310 842	373 120	143 552	127 260
1 BOVINE, EQUINE HIDES	587 030	583 350	205 871	234 355	95 348	79 884
2 CALF AND KIP SKINS	47 493	56 892	30 905	43 289	14 216	14 643
4 GOAT AND KID SKINS	5 142	4 466	7 841	7 177	3 608	2 481
6 SHEEP SKIN COMMON W WOOL	75 286	69 510	25 677	27 804	11 745	9 593
7 SHEEP SKIN WITHOUT WOOL	17 694	21 772	23 666	37 392	10 846	12 901
9 SKIN NES, WASTE, USED LTHR	215 437	233 715	16 882	23 103	7 789	7 758
212 FUR SKINS UNDRESSED	23 609	22 152	555 454	727 785	249 708	238 207
222 SEEDS FOR 'SOFT' FIXED OIL	46 659 784	46 145 250	3 009 181	3 961 508	1 389 900	1 353 515
1 GROUNDNUTS GREEN	818 327	760 620	124 340	158 282	57 963	54 758
2 SOYA BEANS, EXCL FLOUR	30 902 904	28 900 366	1 420 684	1 988 124	653 879	673 135
3 COTTON SEED, EXCL FLOUR	261	20	35	8	16	.3
4 SUNFLOWER SEEDS	3 671 347	4 853 367	428 652	568 544	198 479	195 183
5 SESAME SEEDS	78 859	73 185	16 658	21 816	7 617	7 346
6 RAPE AND COLZA SEEDS	11 188 086	11 557 692	1 018 812	1 224 734	471 946	423 090
223 SEEDS FOR OTH FIXED OILS	5 132 952	4 094 279	292 769	420 661	134 457	144 398
1 COPRA EXCL FLOUR, MEAL	696 326	690 448	36 126	93 890	16 515	31 913
2 PALM NUTS AND KERNELS	2 227	25	219	99	98	36
4 LINSEED, EXCL FLOUR, MEAL	3 635 155	2 635 960	185 024	218 169	85 014	75 920
5 CASTOR OIL SEED	407 941	377 530	25 594	51 446	11 825	17 072
8 OIL SEEDS & FRUIT NES	371 747	370 875	43 085	54 102	19 747	18 455
9 OIL SEED FLOUR AND MEAL	19 556	18 441	2 721	2 955	1 258	1 002
232 NATURAL RUBBER, GUMS	2 149 372	2 179 648	400 310	546 046	183 742	185 595
233 RUBBER, SYNTHETIC, RECLAIMD	3 260 205	3 099 425	965 577	1 009 945	444 312	346 434
1 SYNTHETIC RUBBER ETC	2 908 930	2 744 928	941 249	983 698	433 105	337 440
2 RCLMD, SCRAP UNHARDND RUB	351 275	354 497	24 328	26 247	11 207	8 994
244 CORK RAW AND WASTE	71 302	70 773	11 734	11 795	5 382	3 995
245 FUEL WOOD NES, CHARCOAL	747 163	696 155	35 683	36 493	16 231	12 187
246 PULPWOOD, CHIPS, WOODWASTE	8 813 598	9 394 661	67 229	66 820	31 257	23 141
247 OTH WOOD ROUGH, SQUARED	12 944 229	12 524 669	552 748	586 550	253 162	198 644
1 SAW-, VENEER-LOGS CONIFER	3 910 386	3 541 368	76 968	71 480	35 994	24 911
2 SAW-, VENEER-LOGS NON-CON	7 625 429	7 669 020	444 631	485 491	202 613	163 457
9 PTPROPS, POLES, PILING, ETC	1 408 414	1 314 281	31 149	29 579	14 555	10 276
248 WOOD SHAPED	26 692 986	23 701 858	1 919 968	1 877 545	892 441	645 504
1 RAILWAY SLEEPERS, TIES	381 760	497 301	15 773	22 753	7 320	7 733
2 LUMBER SHAPED CONIFER	20 478 446	17 666 937	1 321 956	1 233 253	614 317	425 181
3 LUMBER SHAPED NON-CONIFR	5 832 780	5 537 620	582 239	621 539	270 804	212 590
251 PULP AND WASTE PAPER	36 308 190	35 606 813	3 225 229	3 753 365	1 491 832	1 271 588
1 WASTE PAPER	4 693 424	5 548 864	166 929	227 980	77 285	77 293
2 MECHANICAL WOOD PULP	649 333	778 052	43 778	62 461	20 344	21 165
6 CHEM WOOD PULP DISSOLVNG	1 534 898	1 588 972	214 884	281 835	99 055	96 039
7 SULPHATE WOOD PULP	26 853 207	25 147 145	2 544 593	2 897 002	1 177 013	980 884
8 SULPHITE WOOD PULP	2 249 222	2 190 185	214 975	236 657	99 764	80 105
9 OTHER CELLULOSIC PULPS	328 106	353 595	40 070	47 430	18 371	16 102
261 SILK	7 680	7 226	20 296	27 508	9 290	9 304
3 RAW SILK NOT THROWN	1 115	1 321	8 240	10 536	3 774	3 643
4 SILK WORM COCOONS, WASTE	6 565	5 905	12 056	16 972	5 516	5 661
263 COTTON	3 440 388	3 431 274	666 056	1 229 712	305 800	410 837



4 IMPORTS AND EXPORTS (SPECIAL TRADE) BY GROUPS AND SUBGROUPS OF THE SITC-REV. II  
4.1 IMPORTS

GROUP / SUBGROUP	1986 DT = 100 KG	1985	1986 1 000 DM	1985	1986 1 000 \$	1985
1 RAW COTTON, EXCL LINTERS	2 384 445	2 398 524	581 763	1 079 301	267 162	360 199
2 COTTON LINTERS	705 162	661 803	34 706	69 224	15 864	23 079
3 COTTON WASTE UNCOMBED	348 326	368 564	46 163	78 226	21 218	26 532
4 COTTON CARDED COMBED	2 455	2 383	3 424	2 961	1 556	1 027
264 JUTE, OTH TEX BAST FIBRES	59 965	52 972	3 538	7 309	1 628	2 469
265 VEG FIBRE, EXCL COTN JUTE	240 878	240 264	29 835	41 492	13 673	14 114
1 FLAX & RAMIE, TOW & WASTE	34 116	40 400	10 384	17 109	4 828	5 747
2 TRUE HEMP, TOW, WASTE	696	1 356	1 009	1 023	475	351
4 AGAVE FIBRES AND WASTE	22 673	20 170	2 418	2 682	1 111	911
5 MANILA FIBRE, TOW, WASTE	12 303	11 253	3 207	4 133	1 417	1 426
9 VEG TEXT FIBRE, WASTE, NES	171 090	167 085	12 817	16 545	5 842	5 679
266 SYNTHETIC FIBRE TO SPIN	1 353 133	1 267 275	577 762	592 955	265 459	203 228
5 DISCN SYNTH FIBRE UNCMBD	1 194 444	1 078 342	497 580	497 123	228 747	170 484
6 CONTIN FILAMNT TOW SYNTH	85 318	72 282	39 083	33 799	17 879	11 806
7 DISCON SYNTH FIBRE COMBD	73 371	116 651	41 099	62 033	18 833	20 938
267 OTHER MAN-MADE FIBRES	858 515	893 484	235 851	261 572	108 093	90 265
1 REGENERATO FIBRE TO SPIN	450 731	478 909	178 450	192 636	81 676	66 595
2 WASTE OF MAN-MADE FIBRES	407 784	414 575	57 401	68 936	26 417	23 670
268 WOOL (EXC TOPS), ANML HAIR	831 655	913 057	641 018	931 560	293 428	312 348
1 WOOL GREASY, FLEECE-WSHED	509 736	512 545	363 331	497 685	166 384	166 380
2 WOOL DEGREASED	218 295	259 090	147 177	209 351	67 437	71 149
3 FINE HAIR UNCOMBED	17 441	18 686	55 486	69 046	25 249	23 261
5 COARSE HAIR UNCOMBED	33 078	34 921	22 576	24 084	10 411	8 214
6 WASTE OF WOOL HAIR NES	35 050	38 610	17 555	25 236	8 068	8 499
7 WOOL OR HAIR COMBED	18 055	49 205	34 893	106 158	15 879	34 845
269 WASTE OF TEXTILE FABRICS	352 462	377 557	28 637	28 989	13 206	9 943
271 FERTILIZERS, CRUDE	16 191 418	19 766 979	174 417	273 951	79 597	93 474
1 ANIMAL, VEG FERTLZR, CRUDE	365 483	311 988	9 479	9 024	4 328	3 033
2 NATURAL SODIUM NITRATE	33 447	23 456	1 650	1 179	761	402
3 NATURAL PHOSPHATES NES	15 790 455	19 430 645	163 250	263 723	74 492	90 031
4 NTRL POTASSIC SALTS, CRDE	2 033	890	38	25	16	8
273 STONE, SAND AND GRAVEL	148 676 931	138 433 194	360 329	346 228	168 453	119 403
1 BLDG, DIMENSION STONE	9 361 877	7 427 036	155 702	140 696	72 777	48 535
2 CALCAREOUS STONE	21 794 225	22 090 317	46 165	45 783	21 503	15 783
3 SAND, EXCL METAL-BEARING	35 779 081	28 728 641	47 510	46 345	22 154	16 637
4 GRAVEL, CRUSHED STONE	81 741 746	80 187 200	110 952	111 404	52 019	38 448
274 SULPHUR ETC	4 359 674	4 394 223	94 932	120 016	43 787	40 632
1 SULPHUR	2 326 395	2 523 802	74 650	100 852	34 405	34 052
2 IRON PYRITES UNROASTED	2 033 279	1 870 421	20 282	19 164	9 382	6 580
277 NATURAL ABRASIVES NES	832 471	469 361	136 287	166 490	62 740	56 107
1 INDUSTRIAL DIAMONDS	-	-	32 664	38 264	15 036	12 991
2 OTHER NATURAL ABRASIVES	832 471	469 361	103 623	128 226	47 704	43 116
278 OTHER CRUDE MINERALS	70 547 018	71 037 456	1 316 132	1 386 099	608 739	476 746
2 REFRACTORY MINERALS NES	21 769 333	20 905 884	617 152	657 380	285 192	226 006
3 SALT	6 526 398	6 881 272	49 636	51 313	22 935	17 706
4 ASBESTOS CRDE, SPLY WRKD	649 431	631 714	55 851	72 492	25 656	24 766
5 QUARTZ, MICA, FELSPAR, ETC	4 041 456	4 110 546	108 169	137 627	49 945	47 521
6 SLAG, SCALINGS, DROSS, ETC	13 935 437	15 328 618	72 073	58 516	33 212	20 129
9 MINERALS CRUDE NES	23 624 963	23 179 422	413 251	408 771	191 799	140 618
281 IRON ORE, CONCENTRATES	417 104 374	450 836 354	2 758 472	3 284 048	1 267 595	1 123 568
4 ROASTED IRON PYRITES	779 568	764 012	2 030	1 968	932	677
5 IRON ORE CONC NOT AGGLOM	285 807 772	300 267 811	1 876 115	2 142 895	861 660	734 685
6 IRON ORE AGGLOMERATES	130 517 034	149 804 531	880 327	1 139 185	405 003	388 206
282 IRON AND STEEL SCRAP	13 760 327	16 108 395	323 318	562 231	147 680	190 594
286 URANIUM, THORIUM ORE, CONC	-	-	-	-	-	-
287 BASE METAL ORES, CONC NES	70 993 190	74 468 661	2 010 151	2 732 042	929 132	936 461
1 CPR ORE ETC INC CEMNT CP	5 899 653	5 561 666	556 357	613 621	259 702	212 358
2 NICKEL ORES, CONCENTRATES	111 915	126 073	85 199	163 515	39 357	56 184
3 ALUMINIUM ORES, ALUMINA	43 768 207	46 954 005	612 407	816 619	281 421	277 613
4 LEAD ORES, CONCENTRATES	1 940 539	2 364 900	98 032	170 926	45 382	58 939
5 ZINC ORES, CONCENTRATES	6 208 102	5 927 085	285 293	418 163	132 278	144 052
6 TIN ORES, CONCENTRATES	5 035	23 506	2 582	21 312	1 121	7 608
7 MANGANESE ORE, CONCENTRTE	4 731 259	3 777 948	45 727	37 870	21 023	12 827
9 NONFER ORE, CONCNRTE NES	8 328 480	9 733 478	324 554	490 016	148 848	166 880



4 IMPORTS AND EXPORTS (SPECIAL TRADE) BY GROUPS AND SUBGROUPS OF THE SITC-REV. II  
4.1 IMPORTS

GROUP / SUBGROUP	1986 DT = 100 KG	1985	1986 1 000 DM	1985	1986 1 000 \$	1985
288. NONFERR METAL SCRAP NES	9 351 264	10 576 222	1 458 552	2 174 349	671 520	743 564
1 METALIFEROUS NONFER WSTE	3 994 883	5 113 730	437 739	735 267	201 636	251 555
2 OTH NONFER MTL SCRAP NES	5 356 381	5 462 492	1 020 813	1 439 082	469 884	492 009
289. PREC METAL ORE, WASTE NES	226 069	157 072	379 697	483 966	176 651	163 610
291. CRUDE ANIMAL MTRIALS NES	2 964 742	2 871 767	727 850	762 255	336 743	261 797
1 BONES, IVORY, HORNS, ETC	517 350	512 965	34 624	36 254	16 015	12 530
9 OTH ANIMAL MATERIALS NES	2 447 392	2 358 802	693 226	726 001	320 728	249 267
292. CRUDE VEG MATERIALS NES	6 022 792	5 691 747	3 212 328	3 096 696	1 480 238	1 055 601
2 NAT GUMS, RESINS, LACS, ETC	96 026	109 456	66 682	81 106	30 769	27 511
3 VEG PLAITING MATERIALS	114 001	126 372	18 469	24 317	8 560	8 288
4 VEG USED IN PHARMACY ETC	366 063	345 320	160 927	181 067	74 592	61 921
5 SEEDS, ETC FOR PLANTING	852 089	833 187	210 566	217 977	96 145	74 048
6 LIVE PLANTS, BULBS, ETC	2 295 808	2 117 664	999 864	881 446	462 568	300 996
7 CUT FLOWERS, FOLIAGE	1 976 246	1 839 992	1 577 900	1 529 207	726 087	520 766
9 OTH CRUDE VEG MATERIALS	322 559	319 756	177 920	181 576	81 517	62 071
322. COAL, LIGNITE, PEAT	125 762 203	124 157 998	1 285 038	1 615 726	597 163	556 725
1 ANTHRACITE, NOT AGGLOMERATED	297 222	328 992	8 560	11 427	3 833	3 812
2 OTH COAL, NOT AGGLOMERATED	99 667 469	98 279 223	1 123 649	1 448 604	521 672	499 660
3 LIGNITE, NOT AGGLOMERATED	24 781 850	24 523 214	142 587	142 793	65 554	48 883
4 PEAT, NOT AGGLOMERATED	1 015 662	1 026 569	13 242	12 902	6 104	4 370
323. BRIQUETS, COKE, SEMI-COKE	9 661 483	8 514 597	219 184	232 943	101 384	80 399
1 BRIQUETTES, OVOIDS ETC	171 143	198 738	3 586	3 971	1 655	1 373
2 COKE, SEMI-COKE, RTRT CRBN	9 490 340	8 315 859	215 598	228 972	99 729	78 986
333. CRUDE PETROLEUM	665 690 343	641 930 861	16 950 633	39 918 313	7 702 085	13 507 489
334. PETROLEUM PRODUCTS, REFIN	466 642 414	419 985 175	15 953 101	28 945 710	7 219 915	9 926 147
1 GASOLINE, OTH LIGHT OILS	117 926 239	113 548 864	4 412 563	8 697 102	2 022 115	2 962 667
2 KEROSENE, OTH MEDIUM OILS	19 937 081	17 853 867	802 671	1 415 301	367 487	486 388
3 GAS OILS	245 445 351	195 407 766	8 615 623	13 616 049	3 857 969	4 716 893
4 FUEL OILS, NES	78 455 625	89 734 967	1 613 905	4 673 485	737 443	1 575 406
5 LUBS PETROLEUM OILS NES	4 878 118	3 439 711	508 339	543 773	234 901	184 793
335. RESIDUAL PETRLM PROD NES	39 400 214	37 180 018	1 321 003	2 092 963	607 560	716 395
1 MINERAL JELLY, WAX	2 181 572	1 994 080	148 975	189 525	66 328	64 677
2 MINERAL TARS AND PRODUCTS	18 493 716	18 736 701	764 381	1 357 058	352 202	464 430
3 MIN TAR PITCH, PITCH COKE	970 857	1 092 019	45 533	55 383	20 964	19 086
4 PETROLUM BITUMEN, COKE NES	17 754 069	15 357 218	362 114	490 997	166 086	168 202
341. GAS NATURAL AND MANUFCTD	310 061 155	356 353 291	11 192 834	18 010 432	5 073 493	6 133 765
3 PETROLM GASES, LIQUEFIED	8 884 569	8 340 869	309 486	640 518	139 266	219 168
4 PETROLM GASES, GASEOUS	301 176 586	348 012 422	10 883 048	17 369 914	4 934 227	5 914 597
5 COAL GAS, WATER GAS ETC	-	-	-	-	-	-
351. ELECTRIC ENERGY, NWE	15990548	13905628	1 322 252	1 365 781	612 748	467 928
411. ANIMAL OILS AND FATS	3 875 834	4 984 485	269 943	549 927	123 231	187 833
1 OILS OF FISH, WHALES ETC	1 927 523	2 781 030	112 808	244 206	51 626	84 204
3 ANIML OIL, FAT, GREASE NES	1 948 311	2 203 455	157 135	305 721	71 605	103 629
423. FIXED VEG OILS, SOFT	3 207 110	3 144 823	363 424	654 726	166 695	222 329
2 SOYA BEAN OIL	927 105	1 202 170	93 033	225 468	42 268	76 069
3 COTTON SEED OIL	56 870	57 943	5 475	13 531	2 512	4 371
4 GROUNDNUT, PEANUT OIL	174 325	198 142	27 383	54 522	12 493	18 649
5 OLIVE OIL	62 744	57 769	33 441	31 230	15 545	10 827
6 SUNFLOWER SEED OIL	1 314 452	1 038 313	149 421	214 690	68 646	74 215
9 OTH FIXED VEG OILS, SOFT	671 614	590 186	54 671	115 285	25 191	38 198
424. FIXED VEG OIL NONSOFT	6 035 916	4 439 581	528 078	926 896	243 235	312 634
1 LINSEED OIL	44 352	134 884	4 683	26 265	2 157	8 605
2 PALM OIL	2 589 460	1 540 450	209 907	276 056	96 111	94 071
3 COCONUT (COPRA) OIL	2 214 768	1 390 670	181 206	301 091	84 448	102 666
4 PALM KERNEL OIL	728 184	867 698	55 631	190 010	25 390	62 629
5 CASTOR OIL	99 975	80 040	13 554	20 879	6 239	6 770
9 FIXED VEGETABLE OILS NES	359 177	425 839	63 097	112 895	28 890	37 893
431. PROCESD ANML VEG OIL, ETC	3 574 204	3 741 184	357 514	623 132	163 064	210 883
1 PROCESD ANML VEG OIL NES	25 024	23 787	6 452	7 396	2 954	2 534
2 HYDROGENATED OIL, FAT	890 550	1 035 666	134 274	204 266	61 202	69 827
3 FATTY ACIDS ETC, RESIDUES	2 634 563	2 657 498	203 493	393 314	92 783	132 364
4 ANIMAL, VEGETABLE WAXES	24 067	24 233	13 335	18 154	6 155	6 158
511. HYDROCARBONS NES, DERIVS	27 070 549	23 849 626	2 353 585	3 083 742	1 078 129	1 066 272



4 IMPORTS AND EXPORTS (SPECIAL TRADE) BY GROUPS AND SUBGROUPS OF THE SITC-REV. II  
4.1 IMPORTS

GROUP / SUBGROUP	1986 DT = 100 KG	1985	1986 1 000 DM	1985	1986 1 000 \$	1985
1 ACYCLIC HYDROCARBONS	13 402 352	10 607 647	1 003 967	1 303 719	459 294	457 600
2 CYCLIC HYDROCARBONS	8 952 570	8 699 431	752 949	1 188 634	343 973	406 120
3 HALOG DERIV OF HYDROCARB	4 018 398	3 986 352	489 759	497 953	225 937	170 763
4 HYDROCARB DERIV NONHALOG	697 229	556 196	106 910	93 436	48 925	31 789
512 ALCOHOLS, PHENOLS, ETC	14 727 175	15 033 503	1 139 965	1 450 651	523 364	494 592
1 ACYCLIC ALCOHOLS, DERIVS	13 727 772	14 134 278	833 563	1 119 696	382 627	381 830
2 CYCLIC ALCOHOLS, DERIVS	29 331	31 192	45 085	49 396	20 876	16 708
3 PHENOLS, PHEN ALCS, DERIVS	970 072	868 033	261 317	281 559	119 861	96 054
513 ORGANIC ACIDS, ETC	6 181 308	6 058 057	1 348 511	1 513 233	620 799	516 385
7 MONOACIDS AND DERIVS	2 949 432	2 777 194	620 790	694 706	286 204	236 769
8 POLYACIDS AND DERIVS	2 744 768	2 811 106	475 617	579 094	219 039	198 010
9 OXY-FUNCT ACIDS, DERIVS	487 108	469 757	252 104	239 433	115 556	81 606
514 NITROGEN-FUNCTN COMPOUNDS	4 906 025	4 824 503	2 621 759	2 854 688	1 209 173	978 071
5 AMINE-FUNCTION COMPOUNDS	2 135 232	1 968 057	811 241	759 100	374 411	258 773
6 OXYGEN-FUNCT AMINO-CMPNDS	571 246	527 139	866 497	1 291 839	394 256	444 209
7 AMIDE-FUNCT CMPD, EXC UREA	191 326	171 174	343 917	125 734	164 182	43 052
8 OTH NITROGEN FUNCT CMPDS	2 008 221	2 158 133	600 104	676 015	276 324	232 037
515 ORG-INORG COMPOUNDS ETC	1 887 295	1 742 823	1 681 238	1 844 598	773 013	627 610
4 ORGANO-SULPHUR COMPOUNDS	272 498	305 670	150 382	218 012	68 979	74 082
5 OTHR ORG-INORG COMPOUNDS	168 595	131 779	105 941	97 894	49 034	33 547
6 HETEROCYCLIC CMPDS ETC	1 414 933	1 274 163	1 363 417	1 459 126	626 888	496 440
7 SULPHONAMIDES, ETC	31 269	31 211	61 498	69 566	28 112	23 541
516 OTHER ORGANIC CHEMICALS	4 092 766	3 778 857	849 799	988 431	390 725	337 014
1 ETHERS, EPOXIDES, ACETALS	2 022 745	1 750 083	316 228	353 370	144 829	121 153
2 ALDEHYDE ETC FNCT CMPNDS	1 886 411	1 859 747	341 271	423 516	156 846	144 120
3 INORGANIC ESTERS, ETC	89 167	81 367	46 727	53 837	21 582	18 146
9 OTHER ORGANIC CHEMICALS	94 443	87 660	145 573	157 708	67 468	53 595
522 INORG ELEMNTS, OXIDES, ETC	18 193 761	17 531 388	1 429 176	1 707 853	657 594	580 470
1 CHEMICAL ELEMENTS	2 922 960	2 799 084	587 331	675 870	270 702	229 834
2 INORGANIC ACIDS ETC	7 491 051	7 480 426	296 712	365 123	136 493	123 857
3 HALGN, SULPHR CMPD NONMET	137 356	186 141	20 355	26 423	9 370	9 236
4 ZINC, IRON, LEAD ETC OXIDE	776 837	806 765	180 804	213 760	83 231	72 224
5 INORGANIC BASES ETC NES	6 865 557	6 258 972	343 974	426 677	157 798	145 319
523 OTHR INORGANIC CHEMICALS	9 619 009	9 593 708	878 130	1 012 348	404 822	346 031
1 METAL CMPD OF INORG ACID	3 004 459	2 959 775	210 405	225 270	97 102	77 004
2 CONTINUATION OF 5231	5 143 725	4 998 175	393 903	465 055	181 538	159 045
3 METALLIC ACID SALTS ETC	104 201	88 611	88 407	114 513	40 639	38 980
9 INORG CHEM PRODUCTS NES	1 366 624	1 547 147	185 415	207 510	85 543	71 002
524 RADIOACTIVE ETC MATERIAL	51 246	47 676	2 287 511	2 977 683	1 081 972	1 023 536
1 RADIOACTIVE ELEMENTS ETC	33 617	29 078	2 227 393	2 913 122	1 054 304	1 001 539
9 OTH RADIOACTIVE ETC MTLs	17 629	18 598	60 118	64 561	27 668	21 997
531 SYNT DYE, NAT INDGO, LAKES	280 353	274 401	542 284	537 883	250 916	184 153
1 SYNT ORGANIC DYESTUFFS	216 551	213 701	448 576	446 210	207 400	153 271
2 SYNT LUMIN, INDGO, LAKES	63 802	60 700	93 708	89 673	43 516	30 882
532 DYES NES, TANNING PRODS	86 199	81 961	37 406	35 316	17 285	11 954
2 DYE, TANN EXTRACTS, TANNINS	57 791	58 807	31 438	25 758	14 495	10 089
3 SYNTHETIC TANNING PRODS	28 408	23 154	5 968	5 560	2 790	1 865
533 PIGMENTS, PAINTS, ETC	2 684 393	2 397 050	1 180 684	1 070 963	546 071	365 943
1 COLOURING MATERIAL NES	1 051 859	912 098	416 970	339 746	192 827	116 085
2 PRINTING INKS	88 622	87 934	77 642	71 571	35 990	24 458
4 VARNISH, DISTEMPER, ETC	683 871	648 904	414 984	397 482	191 782	135 670
5 GLAZES, DRIERS, PUTTY ETC	860 041	748 114	271 088	262 164	125 472	89 730
541 MEDICINAL ETC PRODUCTS	624 863	590 200	4 034 437	3 991 524	1 862 555	1 361 395
1 VITAMINS, PROVITAMINS	66 563	69 338	251 621	255 568	116 122	86 593
3 ANTIBIOTICS	32 352	31 788	478 398	493 105	221 011	164 656
4 VEG ALKALOIDS AND DERIVS	9 020	9 333	204 654	169 558	94 451	57 331
5 HORMONES	498	573	104 564	99 500	47 579	33 534
6 GLYCOSIDES, GLANDS, SERA	22 996	18 671	406 487	386 479	187 214	131 433
7 MEDICAMENTS	396 157	367 553	2 308 664	2 299 983	1 066 993	790 093
9 PHARMACEUTICAL GOODS	97 277	92 944	280 049	287 331	129 185	97 755
551 ESSENTL OIL, PERFUME, ETC	183 972	176 103	380 368	392 587	174 698	133 380
3 ESSENTIAL OILS ETC	51 328	56 259	92 603	111 565	42 330	37 685
4 MIXED PERFUME SUBSTANCES	132 644	119 844	287 765	281 022	132 368	95 695
553 PERFUMERY, COSMETICS, ETC	503 292	527 128	937 025	888 379	433 673	304 587
554 SOAPS, CLEANING ETC PREPS	2 222 006	2 043 007	517 897	524 954	238 960	179 487



4 IMPORTS AND EXPORTS (SPECIAL TRADE) BY GROUPS AND SUBGROUPS OF THE SITC-REV. II  
4.1 IMPORTS

GROUP / SUBGROUP	1986 DT = 100 KG	1985	1986 1 000 DM	1985	1986 1 000 \$	1985
1 SOAPS	151 389	118 559	60 219	59 603	27 941	20 694
2 WASHING PREPARATIONS ETC	1 822 811	1 627 734	398 861	395 544	183 954	134 944
3 POLISHES ETC	247 806	296 714	58 817	69 807	27 065	23 849
562 FERTILIZERS MANUFACTURED	44 621 564	41 402 006	1 275 700	1 378 380	582 446	475 240
1 CHEM NITROGENOUS FERTILZR	23 854 265	18 918 998	618 619	605 911	284 309	210 665
2 CHEM PHOSPHATIC FERTILZR	6 114 787	7 107 639	96 187	121 518	44 616	41 407
3 CHEM POTASSIC FERTILIZER	646 734	760 407	17 516	20 857	8 186	7 200
9 FERTILIZERS NES	14 005 778	14 614 962	543 376	630 094	245 335	215 968
572 EXPLOSIVES, PYROTECH PROD	119 099	120 004	156 977	132 870	73 561	45 685
1 PREPARED EXPLOSIVES	69 848	55 358	118 009	80 880	55 444	27 500
2 FUSES, PRIMERS, DETONATORS	2 057	1 908	12 752	8 681	5 912	2 958
3 PYROTECHNIC PRODUCTS	47 194	62 738	26 216	43 309	12 205	15 227
582 PROD OF CONDENSATION ETC	8 251 794	7 973 546	3 541 203	3 352 640	1 634 550	1 147 972
1 PHENOPLASTS	306 177	346 248	111 075	119 204	51 202	40 789
2 AMINOPLASTS	2 323 488	2 456 227	210 108	233 850	96 612	79 782
3 ALKYDS, OTHER POLYESTERS	1 679 277	1 483 309	1 128 456	1 051 302	521 443	360 582
4 POLYAMIDES	1 547 070	1 521 214	817 148	822 492	376 989	282 115
5 POLYURETHANES	485 291	444 172	286 406	259 192	132 215	86 848
6 EPOXIDE RESINS	345 100	328 347	235 026	225 117	106 820	76 352
7 SILICONES	178 777	170 967	181 853	175 284	83 731	59 954
8 ION EXCH. CONDENS ETC TYPE	980	1 030	607	1 004	282	357
9 OTH CONDENSATION ETC PROD	1 385 634	1 220 032	570 522	465 195	263 256	159 193
583 PROD OF POLYMERIZING ETC	26 090 153	24 133 562	6 361 204	6 534 300	2 937 288	2 237 207
1 POLYETHYLENE	10 177 223	9 518 397	1 766 346	2 070 627	814 872	711 329
2 POLYPROPYLENE	3 233 243	2 931 863	726 870	750 118	335 261	255 840
3 POLYSTYRENE, ITS COPOLYMR	4 505 543	4 198 814	1 218 352	1 227 647	563 070	419 378
4 POLYVINYL CHLORIDE	5 139 902	4 864 406	1 198 311	1 152 814	553 942	394 509
5 VINYL CHLOR. ACET. COPOLYM	76 372	64 584	24 263	24 881	11 399	8 383
6 ACRYLIC POLYMERS ETC	763 068	657 528	326 698	302 058	151 724	103 243
7 POLYVINYL ACETATE	247 902	272 839	60 615	65 057	27 964	22 220
8 ION EXCH. POLYMR ETC TYPE	51 398	49 001	25 564	25 579	11 789	8 760
9 OTH PLYMZRIZATION ETC PROD	1 893 502	1 576 130	1 012 185	915 519	467 267	313 545
584 CELLULOSE DERIVATIVES ETC	466 539	523 077	324 559	366 462	149 239	124 761
1 REGENERATED CELLULOSE	112 165	118 698	112 009	114 860	51 564	38 963
2 CELLULOSE NITRATES	18 713	23 352	11 763	14 793	5 413	5 068
3 CELLULOSE ACETATES	198 791	213 913	101 070	124 781	46 346	42 623
9 OTH CELL DERIV. VULC. FBRE	136 870	167 114	99 717	112 028	45 916	36 107
585 PLASTIC MATERIALS NES	665 732	619 977	248 759	259 159	114 497	86 213
1 MODIFIED NATL RESINS ETC	77 157	67 498	28 395	26 492	13 126	8 996
2 OTH ART PLASTIC MTLs NES	588 575	552 479	220 364	232 667	101 371	79 217
591 PESTICIDES, DISINFECTANTS	527 191	534 662	646 111	671 141	294 110	226 341
1 INSECTICIDES, RETAIL ETC	41 220	58 917	53 813	76 575	24 168	25 329
2 FUNGICIDES, RETAIL ETC	167 101	147 712	231 500	239 350	104 647	80 497
3 HERBICIDES, RETAIL ETC	216 454	225 912	267 951	257 166	122 478	87 356
4 DISINFECTANTS ETC, RETAIL	102 416	102 121	92 847	98 050	42 817	33 159
592 STARCH, INULIN, GLUTEN, ETC	2 151 902	2 011 931	524 945	518 979	242 164	176 148
1 STARCHES, INULIN, GLUTEN	1 238 672	1 094 721	111 754	104 540	51 653	35 837
2 ALBUMINOIDAL SUBST, GLUES	913 230	917 210	413 195	414 439	190 511	142 311
598 MISC CHEMICAL PRODS NES	17 523 444	17 534 093	3 013 796	3 170 805	1 394 723	1 083 863
1 CHEMICALS FROM WOOD, RESIN	1 051 617	1 165 107	131 228	151 564	60 815	51 689
2 ANTI-KNOCK PREPS, ETC	984 069	1 228 695	309 886	351 434	143 652	119 396
3 ORGANIC CHEM PRODS NES	601 529	529 892	155 897	157 813	71 532	54 065
9 CHEM PRODS AND PREPS NES	14 886 229	14 610 399	2 416 783	2 509 994	1 118 724	856 711
601 INDUSTRIAL PLANT, CHAP 62	-	-	-	-	-	-
602 INDUSTRIAL PLANT, CHAP 68	-	-	-	-	-	-
603 INDUSTRIAL PLANT, CHAP 69	-	-	-	-	-	-
604 INDUSTRIAL PLANT, CHAP 70	-	-	-	-	-	-
605 INDUSTRIAL PLANT, CHAP 73	-	-	-	-	-	-
606 INDUSTRIAL PLANT, CHAP 76	-	-	-	-	-	-
607 INDUSTRIAL PLANT, CHAP 82	-	-	-	-	-	-
611 LEATHER	358 636	340 870	1 499 572	1 645 844	692 064	560 754



4 IMPORTS AND EXPORTS (SPECIAL TRADE) BY GROUPS AND SUBGROUPS OF THE SITC-REV. II  
4.1 IMPORTS

GROUP / SUBGROUP	1986 DT = 100 KG	1985	1986 1 000 DM	1985	1986 1 000 \$	1985
2 LEATHER ARTIFIC.RECONST	2 857	2 325	1 258	877	596	302
3 CALF LEATHER	31 778	35 148	240 635	287 120	110 838	96 745
4 LEATHR BOVINE NES,EQUINE	262 226	236 370	791 214	792 815	364 984	271 270
5 LEATHER FROM SHEEP,LAMBS	28 197	33 847	244 418	311 054	112 991	105 734
6 LEATHER NES	26 891	27 186	180 330	223 028	83 414	76 136
8 LEATHER SPECIALLY FINSHD	6 687	5 994	41 717	30 950	19 241	10 567
612 LEATHER ETC MANUFACTURES	172 375	160 282	577 563	525 440	267 525	180 846
1 LEATHER BELTING ETC	583	695	3 377	3 756	1 550	1 284
2 HARNESS-MAKERS GOODS	6 521	5 974	19 696	18 954	9 159	6 480
3 PREPD PARTS OF FOOTWEAR	146 113	135 449	532 938	477 198	246 870	164 433
9 LEATHER MANUFACTURES NES	19 158	18 164	21 552	25 532	9 946	8 649
613 FUR SKINS TANNED,DRESSED	32 656	30 956	323 470	304 070	150 038	104 399
621 MATERIALS OF RUBBER	1 159 016	1 068 518	724 347	670 793	334 194	230 338
625 RUBBER TYRES,TUBES	3 830 723	3 466 481	2 533 688	2 319 373	1 169 474	794 815
1 TYRES NEW FOR MOTOR CARS	1 597 940	1 391 415	1 318 159	1 190 153	608 819	408 792
2 TYRES,NEW,BUS OR LORRY	945 580	867 891	674 213	625 411	311 832	214 060
3 TYRES NEW FOR AIRCRAFT	4 409	5 732	6 360	9 589	2 946	3 266
4 TYRES,NEW,MTR OR BICYCLE	93 678	85 665	73 953	74 263	33 812	24 977
9 OTH TYRES,TYRE CASES,ETC	1 189 116	1 095 778	461 003	419 957	212 065	143 720
628 RUBBER ARTICLES NES	521 610	449 593	833 685	776 673	384 689	265 751
1 HYGIENIC UNHRDND RUBBER	19 725	20 927	37 293	38 996	17 144	13 441
2 RUBBER BELTING	121 507	94 786	172 485	145 071	79 361	49 531
9 OTH RUBBER ARTICLES NES	380 378	333 880	623 907	592 604	286 184	202 779
633 CORK MANUFACTURES	121 938	119 994	89 443	89 220	41 117	30 312
634 VENEERS,PLYWOOD,ETC	11 684 198	9 686 189	1 354 262	1 235 946	625 345	420 117
1 VENEER SHEETS	822 738	762 882	360 125	374 158	166 107	127 357
2 PLYWOOD OF WOOD SHEETS	2 494 807	1 979 319	379 305	341 717	174 546	115 275
3 IMPROVED,RECONSTIT WOOD	7 585 592	6 290 854	418 707	341 139	194 539	116 627
4 WOOD-BASED PANELS NES	661 579	529 975	149 348	124 374	68 999	42 400
9 WOOD SIMPLY SHAPED NES	119 482	123 159	45 777	54 558	21 152	18 456
635 WOOD MANUFACTURES NES	4 030 210	3 814 726	911 976	896 603	424 693	307 574
1 BOXES,CASES,CRATES	141 498	134 361	26 101	23 402	12 180	8 036
2 COOPRAGE PROD,INC STAVES	13 239	14 541	3 360	3 143	1 576	1 097
3 BUILDERS WOODWRK,PREFABS	1 320 818	1 258 923	460 258	443 781	214 820	152 251
4 WOOD MPRS,DOMESTIC ETC	213 657	196 901	177 955	189 329	83 141	65 207
9 OTHER WOOD MANUFACTURES	2 340 998	2 210 000	244 302	236 948	112 976	80 983
641 PAPER AND PAPERBOARD	50 435 353	44 759 071	7 576 014	7 189 641	3 499 648	2 455 327
1 NEWSPRINT	9 173 956	8 594 167	1 083 049	1 013 142	500 311	347 615
2 PRINTG,WRITING PAPER NES	14 595 155	13 262 601	2 659 314	2 544 769	1 230 974	869 167
3 KRAFT PAPER PAPERBOARD	9 557 393	7 778 971	1 130 174	1 047 083	521 053	358 204
5 PAPER,PAPERBD,BULK NES	8 861 486	7 822 459	1 077 877	1 065 262	496 668	362 849
6 FIBREBOARD OF WOOD ETC	1 703 296	1 456 417	129 223	111 541	59 498	37 974
7 CORRUGATED PAPER ETC BLK	915 810	787 383	168 639	153 199	77 792	52 441
8 COATED ETC PAPER NES BLK	5 143 770	4 589 966	1 228 336	1 151 049	567 555	391 645
9 CONVERTED PAPER ETC NES	484 487	465 107	99 402	103 596	45 797	35 432
642 ARTICLES OF PAPER ETC	5 264 764	4 786 733	1 555 795	1 473 103	719 777	504 216
1 PAPER ETC CONTAINERS	1 256 758	1 266 560	331 652	341 125	153 294	116 689
2 CORRESPONDENCE STATIONRY	48 600	51 289	26 497	26 463	12 322	9 049
3 EXERCISE BOOKS ETC	167 430	135 735	96 629	85 684	45 029	29 533
4 PAPER ETC CT TO SIZE NES	2 384 077	2 075 595	612 845	557 653	283 282	190 828
8 PAPER ETC ARTICLES NES	1 405 899	1 257 554	488 172	462 178	225 850	158 117
651 TEXTILE YARN AND THREAD	4 365 258	4 285 991	4 247 697	4 688 571	1 950 392	1 598 775
1 SILK YARN AND THREAD	2 704	4 302	27 490	43 444	12 748	14 655
2 WOOL,HAIR YARN,INCL TOPS	389 391	373 944	737 138	856 165	338 509	292 886
3 COTTON YARN	1 290 656	1 397 951	1 082 672	1 409 964	495 525	476 596
4 SYN FIB YRN,BULK,MONOFIL	1 251 459	1 188 625	1 274 511	1 241 277	585 720	424 320
5 YARN OF 6514 AT RETAIL	53 631	61 316	89 887	109 619	41 443	37 749
6 DISCON SYN FIB BLEND YRN	205 738	187 973	299 355	296 644	137 710	102 193
7 REGEN FIBRE YARN,MONOFIL	381 505	374 875	388 824	375 275	176 134	129 309
8 YARN OF 6517 AT RETAIL	8 872	15 612	27 454	42 494	12 367	14 452
9 TEXTILE FIBRE YARN NES	781 300	681 391	320 366	313 689	148 236	106 615
652 COTTON FABRICS,WOVEN	958 373	868 704	1 642 808	1 624 673	757 188	555 067
1 GREY WOVEN COTTON FABRIC	411 910	437 853	415 490	526 871	189 353	176 903
2 WOVEN COTTON BLCHD,ETC	546 463	430 851	1 227 318	1 097 802	567 835	378 164
653 WOVN MAN-MADE FIB FABRIC	912 850	834 573	2 056 765	1 896 088	946 341	656 145
1 CONT SYNT WEAVES NONPILE	233 678	190 033	580 253	473 135	267 446	163 711
2 DISC SYN TXTL FABRIC NES	65 206	69 830	188 281	186 573	86 827	64 866
4 DISC SYN BLEND FABRC NES	258 156	264 428	591 170	632 831	271 973	217 121



4 IMPORTS AND EXPORTS (SPECIAL TRADE) BY GROUPS AND SUBGROUPS OF THE SITC-REV. II  
4.1 IMPORTS

GROUP / SUBGROUP	1986 DT = 100 KG	1985	1986 1 000 DM	1985	1986 1 000 \$	1985
5 CONT REGN WEAVES NONPILE	80 650	71 113	221 625	168 396	101 535	59 490
6 DISC REGN TKTL FABRC NES	124 571	112 119	165 652	165 306	75 993	57 468
8 DISC REG BLEND FABRC NES	101 969	81 914	206 376	173 383	94 914	61 173
9 MAN-MADE PILE ETC FABRIC	48 620	45 136	103 408	94 464	47 653	32 314
654 OTH WOVEN TEXTILE FABRIC	472 632	489 778	1 390 620	1 475 091	639 757	501 466
1 SILK FABRICS WOVEN	12 331	11 797	197 314	193 707	90 770	66 640
2 WOVEN WOOL,HAIR NONPILE	110 367	115 892	573 931	592 022	263 814	200 866
3 WOVN WOOL ETC FABRIC NES	103 616	125 291	327 800	381 235	149 894	128 430
4 WOVEN FLAX,RAMIE FABRICS	17 567	18 589	80 919	93 086	37 961	32 692
5 WEAVES OF FIBRES OF 2640	50 780	45 921	18 348	23 676	8 381	8 128
6 GLASS FIBRE FABRIC	175 064	169 952	186 120	185 638	86 066	62 757
9 WOVEN FABRICS NES	2 907	2 336	6 188	5 727	2 871	1 953
655 KNIT ETC FABRICS	270 028	256 671	583 741	557 505	270 658	192 389
1 KNIT ETC SYNTH FAB NONEL	161 163	153 843	347 619	337 582	161 003	116 191
2 OTHER KNIT ETC FAB NONEL	103 521	97 566	222 610	205 255	103 441	71 141
3 KNIT ETC FABRIC,ELASTIC	5 344	5 262	13 512	14 668	6 214	5 057
656 LACE,RIBBONS,TULLE,ETC	88 226	81 471	338 295	302 511	156 393	103 581
657 SPECIAL TEXTILE ETC PROD	1 123 649	1 160 038	1 263 182	1 294 368	583 039	441 718
1 FELT AND ARTICLES NES	128 861	95 460	74 550	56 797	34 675	20 235
2 BONDED FIBRE TEXTLS NES	355 964	341 050	380 810	420 533	175 888	143 668
3 COATED ETC TEXTILES NES	255 346	249 682	389 299	384 040	179 472	131 292
4 ELASTIC FAB ETC NOT KNIT	7 659	6 323	13 813	12 182	6 374	4 162
5 CORDAGE AND MANUFACTURES	273 866	357 155	101 630	124 806	46 516	41 752
6 HAT BODIES	433	544	3 430	4 443	1 578	1 509
7 TEXTILES FOR MACHINERY	92 783	101 072	279 396	268 489	129 211	91 928
9 SPECL TEXTILE PRODS NES	8 737	8 752	20 254	21 078	9 325	7 172
658 TEXTILE ARTICLES NES	799 490	706 101	1 021 671	991 373	472 013	337 405
1 BAGS,SACKS OF TEXTILES	238 234	200 476	61 083	75 457	28 256	25 684
2 MADE-UP CANVAS GOODS	70 501	72 549	96 679	113 435	43 337	37 106
3 BLANKETS ETC NON ELECTRC	33 412	36 875	39 927	41 126	18 653	14 331
4 LINENS ETC	314 919	287 882	592 175	551 197	274 293	188 513
9 OTH TEXTILE ARTICLES NES	142 424	108 319	231 807	210 158	107 474	71 771
659 FLOOR COVERINGS ETC	2 096 963	2 034 397	2 265 021	2 142 350	1 048 887	732 936
1 LINOLEUM ETC	44 161	48 916	16 016	18 672	7 457	6 398
2 CARPETS ETC KNOTTED	217 449	186 435	1 077 263	965 640	499 635	330 288
3 KELEM,SCHUMACKS ETC RUGS	7 922	6 654	13 966	13 714	6 497	4 704
4 WOOL CARPETS ETC NES	281 223	262 715	273 100	263 152	126 217	90 111
5 MAN-MADE TKTL CARPTS NES	1 237 070	1 241 242	738 269	735 901	341 440	251 806
6 OTH TKTL CARPETS ETC NES	265 017	247 365	134 426	131 131	62 191	44 896
7 PLAITS & PLAITED PRODS	44 121	41 070	11 979	14 140	5 450	4 733
661 CEMENT ETC BUILDING PROD	27 554 022	25 954 771	886 298	847 904	413 950	292 665
1 LIME	3 322 105	3 563 928	36 458	40 956	17 007	14 150
2 CEMENT	12 962 928	12 712 204	157 741	159 317	73 568	55 194
3 BUILDING STONE ETC WORKD	10 002 832	8 294 648	584 294	526 271	273 079	181 553
8 MNRL BLDG PRD UNFIRD NES	1 266 157	1 383 991	107 805	121 360	50 296	41 768
662 CLAY,REFRACTORY BLDG PRD	17 798 321	17 063 923	1 158 627	1 103 040	537 598	377 569
3 REFRACTORY BUILDING PROD	2 180 822	2 066 081	246 928	231 131	115 328	79 376
4 BRICK ETC NONREFRACTORY	15 617 499	14 997 842	909 699	871 909	422 270	298 193
663 OTH NONMETAL MINERAL MFS	9 603 784	9 975 251	1 248 182	1 244 196	578 623	426 301
1 GRINDING STONES ETC	88 540	99 806	180 049	190 331	83 429	65 110
2 ABRASIVE CLOTHS ETC	120 304	116 896	143 281	133 319	66 285	45 584
3 MINRL MFS NES NONCERAMIC	6 830 791	7 304 900	351 642	372 259	163 321	127 786
5 MINRL INSULATNG PROD NES	2 017 488	1 953 777	218 384	199 558	101 311	68 542
7 REFRACTORY WARE NONBLDG	75 547	81 093	57 020	58 310	26 306	19 997
8 ASBESTOS,FRICTION PRODS	165 589	149 494	182 659	166 055	84 619	56 937
9 CERAMIC ARTICLES NES	305 525	269 285	115 147	124 364	53 352	42 345
664 GLASS	6 174 919	6 185 940	1 215 790	1 087 326	564 049	372 029
1 GLASS NONOPTICAL,PLAIN	759 177	1 022 135	60 898	60 374	28 052	20 701
2 OPTICAL GLASS UNWRKD ETC	7 116	7 196	142 901	86 360	66 146	30 001
3 DRAWN,BLOWN GLASS UNWRKD	538 590	444 701	38 214	33 617	17 684	11 601
4 GLASS SURFACE-GROUND ETC	3 147 603	3 061 575	284 666	269 679	132 124	92 563
5 CAST,ROLLED GLASS UNWRKD	233 149	245 636	21 872	23 198	10 144	7 989
6 GLASS CONSTRUCTION PRODS	145 602	145 022	36 897	32 936	17 206	11 364
7 SAFETY GLASS	561 587	478 371	267 102	227 299	123 872	77 687
8 SHEET GLASS METAL-COATED	143 007	132 786	86 182	75 351	39 992	25 846
9 GLASS NES	639 088	648 518	277 058	276 512	128 829	94 277
665 GLASSWARE	3 316 056	3 420 349	739 401	748 157	341 940	256 074
1 BOTTLES ETC OF GLASS	2 329 332	2 476 898	223 719	233 459	103 506	79 745
2 HOUSEHLD,HOTEL ETC GLASS	924 623	881 926	390 755	396 917	180 624	135 887
8 GLASS ARTICLES NES	62 101	61 525	124 927	117 781	57 810	40 442
666 POTTERY	757 317	688 540	458 776	465 369	213 217	160 012



4 IMPORTS AND EXPORTS (SPECIAL TRADE) BY GROUPS AND SUBGROUPS OF THE SITC-REV. II  
4.1 IMPORTS

GROUP / SUBGROUP	1986 DT = 100 KG	1985	1986 1 000 DM	1985	1986 1 000 \$	1985
4 PORCELN, CHINA HOUSE WARE	96 993	86 190	101 195	105 683	46 980	36 798
5 COARSE CERAMIC HOUSEWARE	365 304	325 886	152 521	150 740	70 906	51 687
6 CERAMIC ORNAMENTS ETC	295 020	276 464	205 060	208 946	95 331	71 527
667 PEARL, PREC-, SEMI-P STONE	7 846	8 795	713 166	693 090	329 110	236 265
1 PEARLS UNSET, UNSTRUNG	149	144	90 107	89 448	41 409	30 384
2 DIAMONDS NONINDUST, UNSET	-	-	456 614	436 260	210 750	148 725
3 PREC-, SEMI-PR STONES NES	7 445	8 371	138 893	134 901	64 232	46 108
4 SYNTH PREC-, SEMI-P STONE	252	280	27 552	32 481	12 719	11 048
671 PIG IRON ETC	11 526 450	11 675 151	1 453 553	2 054 357	666 300	697 797
2 PIG IRN, SPIEGELEISEN ETC	2 730 945	2 181 020	108 580	93 777	50 064	32 304
3 IRON, STL POWDER, SHOT, ETC	544 976	508 070	74 898	71 035	34 476	24 228
6 FERRO-ALLOYS	8 250 529	8 986 061	1 270 075	1 889 545	581 760	641 265
672 IRON, STL PRIMARY FORMS	20 166 110	19 641 502	1 916 142	2 130 867	879 330	731 935
4 IRN, STL INGOTS, LUMPS, ETC	444 885	250 670	31 567	25 317	14 629	8 660
5 IRN, STL BLOOMS, SLABS, ETC	7 907 002	8 720 109	961 046	1 247 604	441 715	428 825
7 IRN, STL COIL FR REROLLNG	11 814 223	10 670 723	923 529	857 946	422 986	294 450
673 IRON AND STEEL SHAPES	41 586 141	39 625 016	3 900 224	3 976 509	1 790 722	1 363 727
1 IRON, STEEL WIRE ROD	7 651 511	7 518 991	670 005	747 857	306 190	256 675
2 IRON, STEEL BARS ETC	20 720 263	20 620 735	2 111 246	2 245 861	970 765	769 829
3 IRON, STEEL PROFILES ETC	13 214 367	11 485 290	1 118 971	982 791	511 767	337 223
674 IRN STL UNIV, PLATE, SHEET	40 048 938	37 629 230	4 523 876	4 401 143	2 079 539	1 505 208
1 IRON OR STEEL UNIVERSALS	602 875	541 523	51 541	46 933	23 713	16 155
4 IRN, STL Hvy PLATE, ROLLED	11 717 895	11 925 134	1 066 509	1 141 176	487 895	390 112
5 IRN, STL MED PLATE, ROLLED	2 072 018	2 337 666	259 139	306 592	118 591	104 705
6 IRN, STL THIN PLATE, ROLLD	16 507 335	15 617 992	1 903 333	1 673 236	873 744	640 484
7 TINNED PLATES, SHEETS	1 652 405	1 546 914	268 418	263 184	124 516	85 956
9 OTH IRN STL PLATES, SHEET	7 496 410	5 656 001	974 936	770 020	451 060	263 796
675 IRON, STEEL HOOP, STRIP	7 013 027	6 631 555	951 740	909 123	436 691	311 624
676 RAILWAY RAILS ETC IRN, STL	144 023	142 679	14 907	14 774	6 930	5 028
677 IRN, STL WIRE EXCL W ROD	3 085 468	2 932 777	621 421	624 748	286 222	212 965
678 IRON, STL TUBES, PIPES, ETC	9 864 892	9 301 455	1 849 953	1 775 776	849 809	607 804
1 CAST IRON TUBES, PIPES	311 211	280 878	42 223	34 063	19 595	11 649
2 IRN STL SEAMLESS TUBES	2 249 266	2 316 711	515 028	513 402	236 123	176 128
3 IRON, STL TUBE, PIPE NES	6 615 476	6 024 184	918 823	845 966	421 925	288 854
4 STL HIGHPRESSURE CONDUIT	14 148	9 825	2 787	4 489	1 295	1 488
5 IRON, STEEL TUBE FITTINGS	674 791	669 857	371 092	377 856	170 871	129 685
679 IRN, STL CASTINGS UNWORKE	566 167	481 143	141 653	118 348	65 403	40 694
3 IRON, STL FORGINGS ROUGH	75 295	59 837	28 606	21 955	13 186	7 539
4 IRN STL CASTINGS ROUGH	492 872	421 306	113 047	96 393	52 217	33 155
681 SILVER, PLATINUM, ETC	13 688	11 453	1 223 122	1 381 246	569 682	468 860
1 SILVER UNWKD, PARTLY WRKD	13 325	11 061	484 521	662 015	224 983	224 535
2 METALS OF PLATINUM GROUP	363	392	738 601	719 231	344 699	244 325
682 COPPER EXC CEMENT COPPER	8 198 951	8 101 916	3 064 128	3 979 339	1 411 390	1 361 441
1 COPPER NES, ALLOYS, UNWRT	5 458 291	5 562 020	1 701 767	2 415 478	783 555	828 858
2 COPPER, ALLOYS WORKED	2 740 660	2 539 896	1 362 361	1 563 861	627 835	532 583
683 NICKEL	540 671	510 993	588 666	822 368	270 556	278 742
1 NICKEL, ALLOYS UNWROUGHT	471 481	423 679	433 492	635 641	199 166	214 546
2 NICKEL, ALLOYS WORKED	69 190	87 314	155 174	186 727	71 390	64 196
684 ALUMINIUM	11 094 675	10 183 730	4 313 048	4 563 057	1 988 802	1 555 150
1 ALUMINIUM ALLOYS, UNWRT	7 643 316	7 036 143	2 282 182	2 581 809	1 050 720	877 572
2 ALUMINIUM, ALLOYS WORKED	3 451 359	3 147 587	2 030 866	1 981 248	938 082	677 578
685 LEAD	1 477 269	1 383 232	160 643	212 873	73 574	72 609
1 LEAD, ALLOYS UNWROUGHT	1 434 200	1 346 179	153 945	205 390	70 451	70 047
2 LEAD, ALLOYS WORKED	43 069	37 053	6 698	7 483	3 123	2 562
686 ZINC	2 161 965	2 038 418	391 494	533 893	181 204	180 841
1 ZINC, ALLOYS UNWROUGHT	1 742 143	1 677 945	286 552	415 182	132 632	140 118
3 ZINC, ALLOYS WKD, INC DUST	419 822	360 473	104 942	118 711	48 572	40 723
687 TIN	188 867	193 316	303 212	665 215	138 662	226 576
1 TIN, ALLOYS UNWROUGHT	188 252	191 382	301 707	659 116	137 963	224 449
2 TIN, ALLOYS WORKED	615	1 936	1 505	6 099	699	2 127



4 IMPORTS AND EXPORTS (SPECIAL TRADE) BY GROUPS AND SUBGROUPS OF THE SITC-REV. 11  
4.1 IMPORTS

GROUP / SUBGROUP	1986 DT = 100 KG	1985	1986 1 000 DM	1985	1986 1 000 \$	1985
688 URANIUM, THORIUM, ALLOYS	121	2	481	21	221	7
689 NON-FER BASE METALS NES	496 871	483 277	519 890	680 572	239 936	231 281
1 TUNGST, MOLYB, TANTAL, MAGN	348 364	329 629	290 049	351 693	133 847	119 542
9 BASE METALS NES, CERMETS	148 507	153 648	229 841	328 879	106 089	111 739
691 STRUCTURES AND PARTS NES	3 550 201	2 963 483	1 169 495	978 091	544 906	338 165
1 STRUCTURES, PARTS IRN, STL	3 297 244	2 732 437	889 347	732 771	414 696	253 609
2 STRUCTURES, PARTS ALUMNM	252 957	231 046	280 148	245 320	130 210	84 556
692 METAL TANKS, BOXES, ETC	838 787	872 615	405 709	416 369	187 656	143 005
1 MTL STORAGE, MF TANKS, ETC	136 406	128 350	64 476	59 456	30 088	20 510
4 MTL TRANSPORT BOXES ETC	702 381	744 265	341 233	356 913	157 568	122 495
693 WIRE PRODUCTS NON ELECTR	1 666 580	1 451 295	360 020	338 562	165 812	115 460
1 WIRE ROPES ETC	400 125	401 083	194 585	194 097	89 501	66 338
2 IRON, STEEL FENCING WIRE	42 566	47 984	7 526	7 810	3 347	2 535
5 METAL FENCING GAUZE, ETC	1 223 887	1 002 228	157 909	136 675	72 964	46 587
694 STL, COPPR NAILS, NUTS, ETC	2 029 801	1 798 466	897 066	827 590	414 509	283 305
695 TOOLS	571 361	542 025	1 731 409	1 691 827	799 841	579 836
1 HAND TOOLS AGRIC FOREST	48 723	44 349	27 171	28 444	12 451	9 641
3 OTHER HAND TOOLS	340 152	303 056	486 868	485 606	225 380	166 194
4 BLADES, TIPS, ETC FR TOOLS	182 486	194 620	1 217 370	1 177 777	562 010	404 001
696 CUTLERY	135 302	117 886	361 707	356 585	167 210	121 771
697 BASE MTL HOUSEHOLD EQUIP	898 937	851 226	774 294	774 380	360 137	266 639
3 DMSTC HEATG, COOKG APPARA	289 185	299 020	167 697	177 787	78 124	61 214
4 BASE MTL DMSTC ARTIC NES	434 442	382 091	395 487	375 287	183 706	130 047
5 BASE MTL INDR SANIT WARE	43 542	43 485	46 994	48 941	21 861	16 788
6 BASE MTL HOUSE EQUIP NES	131 768	126 630	164 116	169 365	76 446	58 590
699 OTHER METAL MANUFACTURES	3 187 527	2 821 586	2 556 715	2 405 516	1 182 131	824 475
1 LOCKSMITHS WARES, ETC	583 490	541 044	618 917	597 936	285 663	204 307
2 IRON, STL CHAIN AND PARTS	195 920	187 630	101 646	96 756	47 061	33 441
3 PINS, HOOKS, EYES ETC	62 575	55 392	132 678	111 863	61 658	38 586
4 SPRINGS AND LEAVES	268 707	241 268	127 477	107 205	58 754	36 761
6 BASE MTL MISC ARTICLES	202 428	186 706	172 939	156 445	80 003	53 530
7 IRN, STL ARTICLES NES	1 474 165	1 244 786	663 342	608 534	316 336	208 849
8 MFRS NES OF CPR, NIKL, ETC	343 924	320 502	443 944	434 876	205 476	148 742
9 BASE MTLs WRT & MFRS NES	56 318	44 256	275 772	291 901	127 180	100 259
700 INDUSTRIAL PLANT, CHAP 84	-	-	-	-	-	-
703 INDUSTRIAL PLANT, CHAP 85	-	-	-	-	-	-
704 INDUSTRIAL PLANT, CHAP 86	-	-	-	-	-	-
705 INDUSTRIAL PLANT, CHAP 87	-	-	-	-	-	-
711 STEAM BOILERS & AUX PLNT	40 157	33 417	34 442	26 252	16 086	9 072
1 STEAM BOILERS ETC	10 903	8 774	7 620	6 676	3 519	2 272
2 AUXILIARY BOILER PLANT	8 578	6 638	14 026	9 592	6 533	3 461
9 PTS NES OF APP OF 711	20 676	18 005	12 796	9 984	6 036	3 339
712 STEAM ENGINES, TURBINES	30 157	22 596	86 519	72 018	39 945	24 982
6 STM POWER UNITS & ENGINES	4 356	3 437	12 324	11 559	5 748	3 968
9 ST POWER UNITS PARTS NES	25 801	19 159	74 195	60 459	34 197	21 014
713 INTRNL COMBUS PISTN ENGN	2 080 421	1 853 892	3 655 262	3 479 859	1 687 044	1 192 893
1 PISTN AIRCRFT ENGN & PTS	1 480	831	14 255	10 754	6 529	3 659
2 PISTN ENGN FR MTR VEHCLS	1 404 006	1 199 924	2 328 219	2 196 754	1 075 973	754 087
3 PISTON ENGINES, MARINE	69 365	101 967	142 274	178 360	65 103	60 148
8 PISTON ENGINES NES	139 715	136 102	221 262	230 169	101 509	78 776
9 PISTON ENGINE PTS NES	465 853	415 068	949 252	863 822	437 930	296 223
714 ENGINES & MOTORS NES	41 410	39 674	1 632 845	1 873 409	752 482	648 020
4 REACTION ENGINES	12 751	13 393	463 944	547 130	214 671	193 532
8 GAS TURBINES NES	6 063	5 545	413 119	372 000	189 516	127 734
9 ENGINE & MOTOR PTS NES	22 596	20 736	755 782	954 279	348 295	326 754
716 ROTATING ELECTRIC PLANT	1 081 721	975 297	1 467 319	1 398 239	677 792	479 213



4 IMPORTS AND EXPORTS (SPECIAL TRADE) BY GROUPS AND SUBGROUPS OF THE SITC-REV. 11  
4.1 IMPORTS

GROUP / SUBGROUP	1986 DT = 100 KG	1985	1986 1 000 DM	1985	1986 1 000 \$	1985
1 DC MOTORS & GENERATORS	82 019	77 974	378 820	394 854	174 932	134 538
2 AC MTRS & GENS, GEN SETS	543 263	481 320	716 289	654 809	331 382	224 900
3 ROTARY CONVERTERS	2 473	1 351	6 299	6 035	2 911	2 121
9 PTS NES OF ROT ELEC PLNT	453 966	414 652	365 911	342 541	168 567	117 654
718 OTH POWER GENERATG MACHY	79 325	76 089	243 265	210 016	112 945	71 827
7 NUCLEAR REACTORS, PTS NE	7 185	2 153	53 846	28 888	25 325	9 532
8 WIND, WATER, ETC ENGINES	72 140	73 936	189 419	181 128	87 620	62 295
721 AGRIC MACHY, EXC TRACTORS	741 400	757 072	670 356	664 732	307 815	225 528
1 CULTIVATING MACHINERY	263 841	282 318	152 995	162 751	70 462	55 422
2 HARVESTING ETC MACHINES	392 535	381 124	402 377	394 102	183 765	133 011
3 DAIRY MACHINERY NES	15 478	12 162	43 712	39 795	20 250	13 479
9 AGRICULTURE MACHINES NES	69 546	81 468	71 272	68 084	33 338	23 616
722 TRACTORS NON-ROAD	309 632	305 421	288 991	277 007	133 561	94 702
3 TRACK-LAYING TRACTORS	250	994	331	1 183	157	427
4 WHEELED TRACTORS NES	309 382	304 427	288 660	275 824	133 404	94 275
723 CIVIL ENGINEERG EQUIP ETC	1 386 806	1 434 024	1 177 885	1 211 018	545 997	416 614
3 MECHANICAL ROAD ROLLERS	78 602	68 720	35 434	33 044	16 450	11 399
4 CONST, MINING MACHNRY NES	802 659	805 840	758 875	749 931	352 479	257 602
9 CONSTR ETC MACHY PTS NES	505 545	559 464	383 576	428 043	177 068	147 613
724 TEXTILE, LEATHER MACHNRY	541 385	518 956	1 292 737	1 212 049	598 248	417 954
3 SEWING MACHS, NEEDLES ETC	60 907	65 394	243 705	252 968	112 898	86 531
4 SPINNING, EXTRDNG, ETC MCH	87 357	91 991	231 295	229 451	106 790	79 288
5 WEAVING, FELT MFG, ETC MCH	110 738	96 977	311 197	265 380	144 063	92 486
6 AUXIL TXTL MCH & PTS NES	69 426	54 056	218 042	189 538	100 902	64 981
7 TEXTILE MACHINERY NES	187 485	186 821	240 325	227 853	111 339	78 391
8 SKIN, LEATHER WORKNG MACH	25 472	23 717	46 173	46 859	22 256	16 277
725 PAPER ETC MILL MACHINERY	286 695	258 525	598 572	581 025	278 533	202 873
1 PAPER & PULP MAKING MCHY	16 332	21 083	41 808	40 058	19 383	13 969
2 PAPER ETC PRODCOT MF MACH	56 511	61 227	207 493	253 283	95 315	90 101
9 PTS NES OF MACHS OF 725	215 852	176 215	349 271	287 684	163 835	98 803
726 PRINTG, BKBINDG MACHY, PTS	230 353	207 991	723 818	648 516	335 023	224 207
3 TYPESET MCH ETC, TYPE ETC	40 841	34 726	96 567	91 921	44 748	31 668
4 PRINTING PRESSES	41 557	47 261	161 432	150 304	75 556	51 954
7 OTH PRINTG & ANCLL MACH	31 218	28 913	175 781	154 753	81 347	54 234
8 BOOKBINDING MACHY & PTS	19 616	14 787	77 630	58 946	35 886	20 030
9 PTS NES OF MCH OF 726/3/7	97 121	82 304	212 408	192 592	97 486	66 321
727 FOOD MACHRY NON-DOMESTIC	83 502	81 145	216 402	201 891	100 461	69 860
1 GRAIN WORKING MCHY & PTS	19 860	20 664	21 092	20 174	9 776	6 940
2 OTH FOOD PROC MCHY & PTS	63 642	60 481	195 310	181 717	90 685	62 920
728 OTH MACHY FOR SPCL INDUS	1 068 755	1 059 578	2 762 869	2 683 744	1 282 582	922 399
1 MACH-TOOLS FR SPCL INDUS	199 724	192 300	358 091	336 846	166 940	115 582
3 OTHR MINERAL WORKG MACHY	210 959	237 593	175 466	178 414	81 437	61 245
4 MACHY FOR SPCL INDUS NES	658 072	629 685	2 229 312	2 168 484	1 034 205	745 572
736 MACHINE TOOLS FOR METAL	1 212 634	908 721	2 860 715	2 221 981	1 329 826	772 282
1 METAL CUTTING MACH-TOOLS	580 657	427 398	1 526 230	1 178 254	711 168	409 894
2 METAL FORMING MACH-TOOLS	229 369	178 890	363 555	273 853	168 645	95 226
7 OTH METALWRKG MACH-TOOLS	79 589	72 099	267 662	202 704	124 135	70 877
8 WORK & TOOL HOLDERS ETC	38 949	31 643	166 797	135 084	78 181	46 476
9 PTS NES OF TOOLS OF 736	284 070	198 691	534 471	432 086	247 697	149 809
737 METALWORKING MACHNRY NES	527 991	530 978	598 927	542 410	276 451	188 863
1 FOUNDRY EQUIPT & PTS NES	97 930	92 706	93 398	83 550	43 683	28 800
2 ROLLING MILLS AND ROLLS	314 618	319 283	137 054	132 624	63 230	46 080
3 WELDING, BRAZING, ETC MCHS	115 443	118 989	368 475	326 236	169 538	113 983
741 HEATING, COOLING EQUIPMNT	808 944	773 166	1 704 447	1 645 768	789 541	564 200
1 GAS GENERATORS	1 506	1 184	17 116	19 932	7 896	6 844
2 BURNERS, MECH STOKERS, ETC	30 617	30 044	97 278	97 545	44 986	33 436
3 INDUS FURNACES ETC & PTS	98 440	111 512	242 332	228 335	112 502	77 934
4 NONDOM REFRIG EQUI & PTS	310 087	308 115	566 171	612 491	260 989	209 547
5 AIR-CONDITIONING MACHNRY	88 990	82 381	173 966	170 023	80 812	58 133
6 HEATING, COOLING EQU NES	279 304	239 930	607 584	517 442	282 356	178 306
742 PUMPS FOR LIQUIDS ETC	499 874	471 613	1 011 415	973 037	466 883	333 392
1 RECIPROCATING PUMPS NES	68 371	60 939	279 928	227 650	129 376	78 608
2 CENTRIFUGAL PUMPS NES	100 843	101 116	172 767	167 934	79 900	57 730
3 ROTARY PUMPS NES	37 424	36 412	111 603	115 599	51 458	39 649
8 OTHER PUMPS FOR LIQUIDS	54 515	53 424	120 694	127 240	55 805	43 394
9 PTS NES OF PUMPS OF 742	238 721	219 722	326 423	334 614	150 344	114 011
743 PUMPS NES, CENTRFUGES ETC	1 148 878	1 010 649	1 963 961	1 775 289	906 607	609 252



4 IMPORTS AND EXPORTS (SPECIAL TRADE) BY GROUPS AND SUBGROUPS OF THE SITC-REV. 11  
4.1 IMPORTS

GROUP / SUBGROUP	1986 DT = 100 KG	1985	1986 1 000 DM	1985	1986 1 000 \$	1985
1 PUMPS FOR GASES ETC	449 552	438 016	738 026	733 923	340 205	250 703
2 PUMP & COMPRESSR PTS NES	151 109	152 630	188 919	189 479	87 257	65 030
3 FREE-PSTN GEN FR GAS TUR	126	44	265	73	122	26
4 FANS,BLOWERS,ETC & PTS	104 734	84 002	181 961	156 686	84 418	53 925
5 CENTRIFUGES	14 561	11 496	64 887	53 752	30 090	18 548
6 GAS & LIQUID FILTERS ETC	277 712	208 208	466 598	402 686	215 622	138 931
9 PTS NES OF APP OF 7435,6	151 084	116 251	323 303	238 690	148 893	82 089
744 MECHANICAL HANDLING EQU	1 410 687	1 241 949	1 273 267	1 180 828	589 941	406 852
1 FORK LIFT TRKS,ETC & PTS	446 645	404 347	351 631	324 365	162 173	111 733
2 LIFTING,LOADING MACH NES	514 358	435 517	543 389	496 347	252 369	170 877
9 PTS NES OF MACHY OF 7442	449 684	402 085	378 247	360 116	175 399	124 242
745 NONELEC MACHY,TOOLS NES	385 072	364 071	1 244 387	1 225 178	575 680	421 178
1 POWER TOOLS NONELEC,PTS	29 384	26 058	159 241	165 429	73 316	56 500
2 OTH NONELEC MCHS,PTS NES	355 688	338 013	1 085 146	1 059 749	502 364	364 678
749 NONELEC MACH PTS,ACC NES	2 290 219	2 127 440	4 388 249	4 133 459	2 026 879	1 415 530
1 BALL,ROLLER,ETC BEARINGS	591 677	581 400	1 272 058	1 221 245	587 135	417 090
2 COCKS VALVES ETC NES	564 005	525 250	1 454 076	1 420 966	670 765	487 103
3 SHAFT,CRANK PULLEY ETC	841 378	729 165	962 593	859 972	444 763	294 859
9 OTH NONELEC MCHY PTS NES	293 159	291 625	695 522	631 276	324 216	216 475
751 OFFICE MACHINES	265 487	303 294	1 459 783	1 702 863	670 891	586 415
1 TYPEWRITERS,CHEQUE-WRTRS	42 137	43 616	184 967	255 533	86 405	87 335
2 CALCULATNG,ACCTG,ETC MCH	46 857	38 135	345 978	342 763	159 702	117 808
8 OFFICE MACHINES NES	176 493	221 543	928 838	1 104 567	424 784	381 272
752 AUTOMTIC DATA PROC EQUIP	476 713	402 202	8 755 964	8 636 265	4 079 453	2 973 826
1 ANALOG,HYBRID COMPUTERS	794	590	19 692	16 008	9 164	5 464
2 DIGITAL COMPUTERS	42 291	39 480	997 666	1 162 024	461 755	397 086
3 DIGITL CENTRL PROCESSORS	113 294	86 342	3 057 368	2 756 359	1 432 446	962 078
4 DIGITL CENTRL STOR UNITS	2 240	1 729	53 860	49 214	25 366	16 747
5 ADP PERIPHERAL UNITS	303 321	261 956	4 232 101	4 385 383	1 967 403	1 499 948
8 OFF-LINE DATA PROC EQUIP	14 773	10 103	395 277	267 277	183 319	92 503
759 OFFICE & ADP MCH PTS,ACC	255 525	243 159	5 568 697	6 004 815	2 582 440	2 063 364
1 OFFICE MACHINE PARTS NES	87 766	90 351	599 005	605 649	276 653	207 903
9 ACCTG ETC,ADD MCH PTS AC	167 759	152 806	4 969 692	5 399 166	2 305 787	1 855 461
761 TELEVISION RECEIVERS	397 264	304 870	1 150 309	915 937	536 315	313 195
1 COLOUR TV RECEIVERS	368 393	253 144	1 095 767	828 166	511 121	283 397
2 MONOCHROME TV RECEIVERS	28 871	51 726	54 542	87 771	25 194	29 798
762 RADIO BROADCAST RECEIVRS	366 068	293 825	1 591 522	1 460 996	738 198	502 192
1 MTR VEHIC RADIO RECEIVERS	54 675	46 290	580 595	517 838	268 456	176 784
2 PORTABLE RADIO RECEIVERS	169 713	112 623	560 586	442 837	259 227	152 835
8 OTHER RADIO RECEIVERS	141 680	134 912	450 341	500 321	210 515	172 573
763 SOUND RECORDRS,PHONOGRPH	294 375	286 860	2 311 667	2 311 926	1 075 672	807 047
1 ELECTRIC GRAMOPHONES ETC	71 411	50 878	422 390	241 010	198 723	85 294
8 OTHR SOUND APPARATUS ETC	222 964	235 982	1 889 277	2 070 916	876 949	721 753
764 TELECOM EQPT,PTS,ACC NES	565 326	479 519	3 904 751	3 593 305	1 816 387	1 235 381
1 LINE TELEPHONE,ETC EQUIP	20 888	19 312	331 572	273 414	154 057	94 350
2 MICROPH,LOUDSPKR,AMPLIFR	266 589	240 997	610 606	585 631	284 634	202 038
3 TV,RADIO TRANSMITTRS ETC	6 866	7 376	141 159	157 860	65 266	54 438
8 TELECOMM EQUIPMENT NES	10 088	9 813	674 642	605 171	314 048	209 137
9 PTS NES OF EQUIPMT OF 76	260 895	202 021	2 146 772	1 971 229	998 382	675 416
771 ELECTRIC POWER MACHY NES	417 703	383 746	922 291	875 978	426 943	299 993
1 TRANSFORMERS,ELECTRICAL	121 584	102 799	238 166	222 131	110 175	76 163
2 OTH ELEC POWER MACHY NES	296 119	280 949	684 125	653 847	316 768	223 830
772 SWITCHGEAR ETC & PTS NES	461 718	440 072	3 707 247	3 691 565	1 713 665	1 263 974
1 SWITCHGEAR ETC	408 262	388 292	2 929 450	2 874 448	1 353 591	984 522
2 PRINTED CIRCUITS,PTS NES	21 259	20 717	365 479	376 567	169 578	129 468
3 FIXED,VARIABLE RESISTORS	32 197	31 063	412 318	440 550	190 496	149 983
773 ELECTR DISTRIBUTING MACH	1 161 386	975 441	1 260 165	1 190 746	582 741	408 143
1 INSULATED WIRE,CABLE	1 118 457	927 786	1 174 049	1 100 279	542 925	377 144
2 ELECTRC INSULATING EQUIP	42 929	47 655	86 116	90 467	39 816	30 999
774 ELECTRO-MEDCL,XRAY EQUIP	53 090	48 585	945 996	875 898	438 150	300 893
1 ELECTRO-MEDICAL EQUIPMNT	19 092	17 676	416 129	410 486	192 307	141 111
2 X-RAY APPARATUS	33 998	30 909	529 867	465 412	245 843	159 782
775 HOUSEHOLD TYPE EQUIP NES	2 080 456	1 938 241	2 220 691	2 071 634	1 031 490	711 081
1 HOUSEHOLD LDYR EQUIP NES	539 618	476 772	333 831	302 938	155 516	104 721



4 IMPORTS AND EXPORTS (SPECIAL TRADE) BY GROUPS AND SUBGROUPS OF THE SITC-REV. II  
4.1 IMPORTS

GROUP / SUBGROUP	1986 DT = 100 KG	1985	1986 1 000 DM	1985	1986 1 000 \$	1985
2 DOM REFRIGERATORS, FREEZERS	555 500	515 099	399 889	385 588	185 666	131 681
3 DOMESTIC DISHWASHING MACHINES	40 225	43 550	43 072	42 664	19 965	14 520
4 ELECTRIC SHAVERS, CLIPPERS	7 076	5 288	73 291	45 357	34 289	16 024
7 DOMESTIC ELECTRIC EQUIPMENTS	230 293	233 728	374 779	395 534	173 628	134 902
8 ELECTRO-THERMIC APPLIANCES	707 744	663 804	995 829	899 553	462 426	309 233
776 TRANSISTORS, VALVES, ETC	538 860	539 462	5 541 222	6 264 624	2 558 083	2 122 267
1 TV PICTURE TUBES	372 501	364 232	537 461	531 414	247 120	183 027
2 OTHER ELECTRONIC TUBES ETC	24 826	19 257	230 972	203 912	106 540	69 842
3 DIODES, TRANSISTORS, ETC	31 780	28 360	1 178 234	1 287 628	545 038	437 129
4 ELECTRONIC MICROCIRCUITS	42 290	41 894	3 276 833	3 921 537	1 511 868	1 323 628
8 ELECTRONIC COMPONENTS, CRYSTALS	67 463	85 719	317 722	320 133	147 517	108 641
778 ELECTRICAL MACHINERY NES	2 879 323	2 895 863	4 614 756	4 358 664	2 134 023	1 492 731
1 BATTERIES, ACCUMULATORS	711 203	674 689	611 647	635 210	283 424	218 510
2 ELECTRIC LAMPS, BULBS	179 106	171 183	462 965	455 795	213 670	156 048
3 AUTOMOTIVE ELECTRIC EQUIP	457 210	411 727	895 915	840 232	414 141	286 950
4 ELECTRO-MECHANICAL HAND TOOLS	108 853	109 728	380 472	357 793	176 021	122 549
8 OTHER ELECTRIC MACHINERY, EQUIP NES	1 422 951	1 528 536	2 263 757	2 069 634	1 046 767	708 674
781 PASS MOTOR VEHICLE EXC BUSES	12 400 186	10 022 896	16 164 303	12 635 208	7 476 049	4 344 396
782 LORRIES, SPECIAL MOTOR VEHICLE NES	1 437 565	1 264 735	1 679 690	1 395 636	778 479	478 758
1 LORRIES, TRUCKS	1 314 592	1 191 069	1 543 714	1 312 265	714 613	449 741
2 SPECIAL MOTOR VEHICLES NES	122 973	73 666	135 976	83 371	63 866	29 017
783 ROAD MOTOR VEHICLES NES	129 079	143 201	192 619	182 168	88 898	61 767
1 BUSES	68 069	64 634	108 535	87 026	50 443	29 650
2 TRACTORS FOR TRAILERS	61 010	78 567	84 084	95 142	38 455	32 117
784 MOTOR VEHICLE PARTS, ACCESSORIES NES	7 445 240	6 654 014	6 813 521	6 270 452	3 143 761	2 144 508
1 MOTOR VEHICLE CHASSIS	24 346	20 488	36 457	28 811	16 612	9 954
2 MOTOR VEHICLE BODIES	65 078	69 505	64 274	79 083	29 630	26 868
9 OTHER MOTOR VEHICLE PARTS	7 355 816	6 564 021	6 712 790	6 162 558	3 097 519	2 107 686
785 MOTOR & OTHER CYCLES ETC	605 051	592 400	944 472	890 957	431 650	297 637
1 MOTORCYCLES ETC	235 012	225 105	449 036	426 397	204 476	142 010
2 BICYCLES, ETC NON-MOTOR	70 026	64 004	117 043	101 248	53 931	33 916
3 INVALID CARRIAGE, CYCLE ETC PARTS	300 013	303 291	378 393	361 312	173 243	121 711
786 VEHICLE NES NONMOTOR, TRAILERS	1 030 535	944 716	487 427	464 459	225 092	157 462
1 TRAILERS, TRANSPORT CONTAINERS	589 214	548 391	252 760	264 385	116 479	89 336
8 OTHER NONMOTOR VEHICLES ETC	441 321	396 325	234 667	200 074	108 613	68 146
791 RAILWAY VEHICLES	182 234	179 074	141 805	154 524	65 925	52 034
1 ELECTRIC LOCOMOTIVES NON-SELF-GENERATING	657	593	2 309	1 505	1 068	531
2 OTHER RAIL LOCOMOTIVES ETC	3 410	6 027	966	1 660	440	553
3 MECHANICALLY-PROPELLED RAIL CARS	6 995	11 724	22 756	25 123	10 218	8 736
4 PASSENGER CARS NOT POWERED	6 016	6 607	16 553	2 771	8 110	888
5 FREIGHT, MAINTENANCE CARS NOT POWERED	36 992	38 683	13 860	3 975	6 474	1 384
9 RAIL TRACK FIXTURES, ETC PARTS	128 164	115 440	85 361	119 490	39 615	39 942
792 AIRCRAFT	104 201	97 561	8 273 251	10 802 557	3 840 256	3 613 981
1 HELICOPTERS	489	589	37 258	43 432	17 526	15 251
2 LIGHT AIRCRAFT NES	1 469	685	28 784	16 740	13 369	5 652
3 MEDIUM AIRCRAFT NES	2 585	2 118	148 344	132 868	71 351	45 401
4 HEAVY AIRCRAFT NES	36 357	46 430	4 761 996	7 128 526	2 212 242	2 362 416
6 AIRCRAFT NES, ASSOCIATED EQUIPMENT	1 265	1 173	19 379	22 759	8 931	7 549
9 AIRCRAFT PARTS NES	62 036	46 566	3 277 490	3 458 232	1 516 837	1 177 712
793 SHIPS AND BOATS	4 715 614	8 992 059	405 139	965 503	185 115	333 063
1 WARSHIPS	-	-	-	-	-	-
2 SHIPS AND BOATS NON-WAR	4 597 941	8 524 305	393 035	884 716	179 449	306 865
3 VESSELS FOR BREAKING UP	83 640	311 152	788	3 422	332	1 236
8 SHIPS AND BOATS NES	34 033	156 602	11 316	77 365	5 334	24 962
801 INDUSTRIAL PLANT, CHAPTER 90	-	-	-	-	-	-
802 INDUSTRIAL PLANT, CHAPTER 94	-	-	-	-	-	-
812 PLUMBING, HEATING, LIGHTING EQUIPMENT	1 973 076	1 858 002	1 130 830	1 052 039	524 908	361 788
1 CENTRAL HEATING EQUIPMENT	1 176 598	1 070 228	468 994	423 211	217 914	146 115
2 CERAMIC PLUMBING FIXTURES	355 267	379 835	127 324	134 565	58 810	45 699
4 LIGHTING EQUIPMENT	441 211	407 939	534 512	494 263	248 184	169 974
821 FURNITURE	5 792 381	5 623 779	3 810 724	3 634 992	1 764 573	1 243 244
1 CHAIRS, SEATS AND PARTS	1 617 293	1 518 689	1 262 196	1 209 129	582 747	412 544
2 MEDICAL FURNITURE, STUFFED FURNISHINGS	175 242	160 185	227 480	210 159	105 133	71 824
9 FURNITURE & FURNITURE PARTS NES	3 999 846	3 944 905	2 321 048	2 215 704	1 076 693	758 876



4 IMPORTS AND EXPORTS (SPECIAL TRADE) BY GROUPS AND SUBGROUPS OF THE SITC-REV. II  
4.1 IMPORTS

GROUP / SUBGROUP	1986 DT = 100 KG	1985	1986 1 000 DM	1985	1986 1 000 \$	1985
831 TRAVEL GOODS, HANDBAGS	429 208	338 009	939 167	881 409	434 492	300 635
842 MENS OUTERWEAR NOT KNIT	937 092	762 767	3 661 379	3 443 704	1 793 794	1 175 255
1 MENS OVERCOATS ETC	32 501	27 577	199 860	173 252	94 416	60 166
2 MENS SUITS	52 997	52 603	261 429	277 497	121 356	93 523
3 MENS TROUSERS, BREECHES	467 903	375 980	1 804 863	1 579 209	833 784	536 726
4 MENS JACKETS, BLAZERS ETC	62 222	47 855	402 768	341 919	186 284	117 184
9 OTHER MENS OUTERWEAR	321 469	258 752	1 192 459	1 071 827	557 954	367 656
843 WOMENS OUTERWEAR NONKNIT	1 035 441	883 158	5 873 430	5 517 768	2 715 837	1 870 980
1 WOMENS COATS & JACKETS	179 719	150 078	1 119 475	1 040 378	519 802	355 423
2 WOMENS SUITS & COSTUMES	53 886	54 874	372 980	385 478	170 442	128 169
3 WOMENS DRESSES	64 784	62 346	497 318	496 449	227 796	165 618
4 WOMENS SKIRTS	133 931	88 464	699 016	506 620	323 005	172 364
5 WOMENS BLOUSES	137 820	114 917	1 104 782	995 029	509 743	339 207
9 OTHER WOMENS OUTERWEAR	465 301	412 479	2 079 859	2 093 814	965 049	710 199
844 UNDERWEAR NOT KNIT	296 686	260 629	1 163 274	1 122 782	538 418	381 431
1 MENS SHIRTS NOT KNITTED	263 299	228 565	1 055 659	1 006 461	488 378	341 883
2 OTH MENS UNDERWEAR NONKN	15 245	14 853	45 934	50 189	21 208	16 994
3 WOMENS UNDERWEAR NONKNIT	18 142	17 211	61 681	66 132	28 832	22 554
845 OUTERWEAR KNIT NONELASTC	1 150 868	928 373	5 820 438	5 232 925	2 697 007	1 800 816
1 JERSEYS, PULLOVERS KNITT	763 395	617 609	4 065 542	3 690 954	1 885 720	1 277 137
2 WOMENS DRESSES KNITTED	109 407	69 138	564 028	390 814	263 271	133 664
9 OTHER OUTERWEAR KNITTED	276 066	241 626	1 190 868	1 151 157	548 016	390 015
846 UNDERWEAR KNITTED	602 562	517 338	2 343 900	2 133 122	1 077 626	720 916
1 UNDERWEAR KNITTD OF WOOL	3 360	2 984	19 853	19 854	9 429	7 077
2 UNDERWEAR KNITT OF COTTON	415 527	336 224	1 517 717	1 317 659	696 049	443 053
3 UNDERWEAR KNITT SYN FIBR	147 553	143 900	507 126	507 145	233 900	172 464
4 UNDERWEAR KNITT OTH FIBR	9 169	9 502	32 610	30 232	15 282	10 492
5 CORSETS GARTERS, ETC	26 953	24 728	266 594	258 232	122 966	87 830
847 TXTL CLTHNG ACCESRYS NES	230 214	202 375	823 287	816 557	380 797	279 758
1 TXTL CLTHNG ACSRY NONKNIT	41 022	38 482	241 685	241 713	112 564	83 525
2 CLTHNG ACCESRYS ETC KNIT	189 192	163 893	581 602	574 844	268 233	196 233
848 HEADGEAR, NONTXTL CLOTHNG	381 063	333 152	2 511 926	2 295 188	1 173 019	786 122
1 LEATHER CLOTHES, ACCESRYS	212 162	186 498	1 575 743	1 482 541	732 705	502 991
2 PLASTIC, RUBBER CLOTHING	111 682	90 554	163 810	149 060	75 581	50 835
3 FUR ETC CLOTHES, PROD	26 375	22 381	611 335	488 796	289 466	172 531
4 HEADGEAR	30 844	33 719	161 038	173 791	75 267	59 765
851 FOOTWEAR	1 482 561	1 385 385	4 982 940	4 804 400	2 302 860	1 634 760
871 OPTICAL INSTRUMENTS	18 641	17 476	421 181	447 364	194 512	154 276
872 MEDICAL INSTRUMENTS NES	132 761	116 850	1 055 929	1 001 816	489 691	343 001
873 METERS & COUNTERS NES	25 365	22 621	136 559	133 811	62 848	46 030
1 GAS SUPPLY METERS ETC	12 413	11 376	43 860	45 923	20 250	15 782
2 COUNTING DEVICES NONELEC	12 952	11 245	92 699	87 888	42 598	30 248
874 MEASURING, CONTROLING INSTR	318 927	290 437	4 912 265	4 621 125	2 273 750	1 585 710
1 SURVEYING INSTRUMENTS	2 336	2 343	93 349	76 028	43 274	26 013
2 MEASUR, DRAW ETC INST, PTS	50 166	45 170	255 006	225 634	118 537	77 234
3 GAS, LIQUID CONTROL INSTR	44 173	34 634	339 706	291 652	157 603	100 124
4 INSTR NON-MECH, NON-ELECT	4 213	3 754	81 345	75 190	37 776	25 837
5 MEAS, CONTRL, SCI INST NES	12 680	11 479	166 028	111 905	76 375	39 287
8 ELEC MEAS, CONTRL EQU NES	100 387	80 931	2 971 656	2 729 346	1 374 790	936 189
9 INSTR PARTS, ACCESSORIES	104 972	112 126	1 005 175	1 111 370	465 395	381 026
881 PHOTO APPAR & EQUIPT NES	79 707	77 715	982 993	890 271	458 265	305 950
1 CAMERAS STILL, FLASH APP	33 435	29 507	689 362	567 960	321 788	196 551
2 CINEMA CAMERAS, PROJ, ETC	2 689	3 110	26 101	36 080	12 089	12 198
3 OTH PHOTO, CINE EQUIP NES	43 583	45 098	267 530	286 231	124 388	97 201
882 PHOTO, CINEMA SUPPLIES	644 857	714 145	2 003 622	2 311 344	927 396	795 123
1 CHEM PHOTO GOODS, RETAIL	253 693	306 970	289 094	275 952	133 700	94 617
2 PHOTO FILM EXC DEV CINMA	391 164	407 175	1 714 528	2 035 392	793 696	700 506
883 DEVELOPED CINEMA FILM	2 323	2 753	36 595	45 837	16 957	15 544
884 OPTICAL GOODS NES	30 986	29 116	930 724	893 872	430 139	306 677
1 OPTICAL ELEMENTS	17 208	15 934	520 946	503 570	241 642	172 957



4 IMPORTS AND EXPORTS (SPECIAL TRADE) BY GROUPS AND SUBGROUPS OF THE SITC-REV. 11  
4.1 IMPORTS

GROUP / SUBGROUP	1986 DT = 100 KG	1985	1986 1 000 DM	1985	1986 1 000 \$	1985
2 SPECTACLES AND FRAMES	13 778	13 182	409 778	390 302	188 497	133 720
885 WATCHES AND CLOCKS	52 789	44 212	1 083 660	997 739	504 303	344 314
1 WATCHES, MOVEMENTS, CASES	19 891	16 623	870 674	814 088	405 320	281 179
2 CLOCKS, CLOCK & WATCH PTS	32 898	27 589	212 986	183 651	98 983	63 135
892 PRINTED MATTER	1 589 242	1 542 208	1 374 153	1 362 460	638 899	470 104
1 PRINTED BOOKS, GLOBES, ETC	456 304	465 218	530 795	545 054	246 708	187 648
2 NEWSPAPERS, PERIODICALS	425 857	416 666	242 414	247 479	112 263	85 106
4 PICTURE POSTCARDS ETC	29 443	24 853	77 619	69 679	35 930	23 995
8 PRINTED MATTER NES	677 638	635 471	523 325	500 248	243 998	173 355
893 ARTICLES OF PLASTIC NES	3 228 773	2 908 386	2 718 038	2 587 536	1 257 912	884 407
1 PLSTC PACKG CONTNRS, LIDS	1 097 851	1 023 255	671 677	676 565	310 360	231 070
2 PLSTC SANITRY, TOILET ART	184 104	166 930	217 313	198 028	100 733	67 280
3 PLASTIC ORNAMENTS	22 310	19 714	34 380	32 164	15 935	10 982
5 PLASTIC ELEC LIGHT ARTICL	34 747	32 671	47 309	43 998	21 932	15 086
9 MISC PLASTIC ARTICLES	1 889 761	1 665 816	1 747 359	1 636 781	808 952	559 989
894 TOYS, SPORTING GOODS, ETC	1 173 728	996 665	1 966 422	1 844 197	916 480	635 231
1 BABY CARRIAGES, PTS NES	16 532	14 512	17 948	14 562	8 254	4 959
2 TOYS, INDOOR GAMES	754 541	644 850	1 300 820	1 212 630	607 748	418 030
6 NON-MILITARY ARMS & AMMO	28 722	26 814	58 932	63 542	27 301	21 811
7 OTH SPORT GDS, FAIR AMJSM	373 933	310 489	588 722	553 463	273 177	190 431
895 OFFICE SUPPLIES NES	168 243	152 198	423 478	414 486	195 929	141 654
1 BASE MTL OFFICE SUPPLIES	44 798	37 916	31 992	27 434	14 840	9 412
2 PENS, PENCILS, FOUNTN PENS	59 630	56 055	192 237	194 831	89 146	66 425
9 OTHER OFFICE SUPPLIES	63 815	58 227	199 249	192 221	91 943	65 817
896 WORKS OF ART ETC	38 844	33 300	540 244	499 703	250 118	172 123
897 GOLD, SILVER WARE, JEWELRY	17 677	10 845	669 654	584 875	313 501	202 128
2 IMITATION JEWELLERY	15 416	8 931	143 285	115 909	66 949	39 849
3 PREC JEWELRY, GLD-SILVWARE	2 169	1 815	505 259	448 316	236 712	155 058
4 PREC MTL INDUS, LAB EQUIP	92	99	21 110	20 650	9 840	7 221
898 MUSICAL INSTRUMENTS, PTS	548 095	483 052	2 114 156	2 001 492	980 989	688 780
1 PIANOS & OTH STRING INST	34 675	31 684	67 174	67 236	31 265	23 173
2 MUSICAL INSTRUMENTS NES	38 596	41 230	213 725	223 206	99 516	77 471
3 SOUND RECRDNG TAPE, DISCS	452 999	393 561	1 782 426	1 662 468	826 638	571 516
9 MUSICL INSTR PTS, ACCESSRY	21 825	16 577	50 831	48 582	23 570	16 620
899 OTHER MANUFACTURED GOODS	823 030	791 883	1 297 830	1 331 599	601 043	456 010
1 CARVED, MOULDED GOODS	8 405	6 584	37 813	41 049	17 508	13 956
3 COMBUSTIBLE PRODUCTS ETC	331 856	336 865	241 033	232 799	112 546	80 301
4 UMBRELLAS, CANES ETC	105 535	87 618	122 714	116 967	56 583	39 859
6 HEARING, ORTHOPAEDIC AIDS	5 154	5 104	438 950	461 796	202 988	158 475
7 BASKETWORK, BROOMS ETC	283 464	274 153	191 444	211 571	88 201	71 967
8 SMALLWARES, TOILETRY ETC	44 113	44 217	133 862	122 996	61 969	42 227
9 OTHER MANUF GOODS NES	44 503	37 342	132 014	144 421	61 248	49 225
911 MAIL NOT CLASSED BY KIND 1)	-	-	-	-	-	-
931 SPECIAL TRANSACTIONS 2)	4 997 237	5 134 274	10 531 882	10 201 653	4 853 338	3 509 041
941 ZOO ANIMALS, PETS	11 390	10 646	28 097	29 594	12 984	10 107
951 WAR FIREARMS, AMMUNITION	9 904	8 974	40 401	38 612	18 693	13 158
961 COIN NONGOLD, NONCURRENT 1)	2 127	1 056	70 537	107 491	32 429	36 284
971 GOLD, NON MONETARY NES	2 854	2 803	2 501 316	2 279 895	1 157 750	774 712
972 GOLD COIN 1)	169	114	466 092	373 861	216 821	131 263
TOTAL	3 451 787 797	3 430 908 658	413 744 431	463 810 992	190 852 326	158 492 049

1) SEE INTRODUCTION, CIPHER 2.3 2) INCL. COMPLETE INDUSTRIAL PLANT N.E.S.



4 IMPORTS AND EXPORTS (SPECIAL TRADE) BY GROUPS AND SUBGROUPS OF THE SITC-REV. II  
4.2 EXPORTS

GROUP / SUBGROUP	1986 DT * 100 KG	1985	1986 1 000 DM	1985	1986 1 000 \$	1985
001 LIVE ANIMALS	2 232 939	1 825 371	978 049	847 910	452 509	294 850
1 BOVINE CATTLE	1 442 013	1 242 847	634 960	573 510	293 272	199 991
2 SHEEP, LAMBS, GOATS	121 230	131 678	45 453	49 642	21 105	17 205
3 SWINE, LIVE	520 946	322 371	180 936	110 962	84 287	38 624
4 LIVE POULTRY	61 662	46 552	57 578	50 480	26 554	17 165
5 HORSES, ASSES, MULES	86 752	81 768	57 471	62 759	26 532	21 668
9 LIVE ANIMALS FR FOOD NES	336	155	1 651	557	759	197
011 MEAT FRESH, CHILTD, FROZEN	6 897 554	5 353 076	3 134 146	2 813 894	1 449 231	967 510
1 BOVINE MEAT FRESH, FROZEN	5 323 093	3 977 164	2 558 654	2 267 569	1 181 676	779 710
2 MUTTON ETC FRSH, CHLD, FRN	6 880	4 962	4 359	3 700	2 036	1 269
3 PIG MEAT FRESH, CHLD, FRZN	914 729	775 205	414 687	387 441	192 671	133 295
4 POULTRY FRESH, CHLD, FRZN	196 150	208 485	53 630	53 154	24 915	18 041
5 HORSE MEAT FRSH CHLD, FRN	2 606	16 589	1 779	9 259	809	3 018
6 EDIBLE OFFAL FRESH, CH, FR	429 763	355 037	75 129	71 562	34 718	24 597
8 MEAT NES FRESH CHLD, FRZN	22 333	15 634	25 908	21 209	12 406	7 580
012 MEAT DRIED, SALTED, SMOKED	134 454	120 065	94 108	88 487	43 514	30 609
1 PIG MEAT DRIED, SLTD, SMKD	133 611	119 249	93 601	88 232	43 281	30 524
9 MEAT NES DRIED, SLTD, SMKD	843	816	507	255	233	85
014 MEAT PREPD, PRSVD NES ETC	326 114	306 381	255 624	240 907	118 449	82 755
1 MEAT, FISH EXTRACTS, JUICES	397	384	746	866	342	293
2 SAUSAGES INCL TINNED	205 130	190 100	151 563	144 104	70 221	49 596
9 OTH PREPD, PRESVD MEAT	120 587	115 897	103 315	95 937	47 886	32 866
022 MILK AND CREAM	24 642 570	27 203 059	2 535 980	2 892 634	1 179 056	987 658
3 MILK AND CREAM FRESH	17 667 716	19 284 660	1 173 583	1 305 010	545 656	450 280
4 MILK, CREAM PRESERVED ETC	6 954 854	7 918 399	1 362 397	1 587 624	633 400	537 378
023 BUTTER	2 038 703	850 445	581 722	436 933	270 549	151 913
024 CHEESE AND CURD	2 967 740	2 878 029	1 825 576	1 853 010	845 224	636 614
025 EGGS, BIRDS FRESH PRSRVD	441 504	368 249	104 354	109 895	48 493	37 368
1 EGGS, BIRDS FRSH IN SHELL	403 246	336 199	87 826	92 278	40 776	31 362
2 EGGS, BIRDS, FR NOT 1 SHELL	38 258	32 050	16 528	17 617	7 717	6 006
034 FISH FRESH, CHILLED, FROZEN	505 302	556 383	232 886	250 072	107 450	84 723
1 FISH FRESH, CHLD, EX FILLT	109 228	81 138	43 059	34 010	19 885	11 581
2 FISH FROZEN, EXCL FILLETS	141 328	168 081	47 979	55 017	22 066	18 738
3 FISH FILLETS, FRESH, CHLLD	28 874	37 500	20 064	23 477	9 055	7 882
4 FISH FILLETS FROZEN	225 872	269 664	121 784	137 568	56 444	46 522
035 FISH SALTED, DRIED, SMOKED	16 532	16 546	15 999	15 090	7 495	5 274
036 SHELL FISH FRESH, FROZEN	119 875	124 537	32 854	36 039	15 477	12 478
037 FISH ETC PREPD PRSVD NES	432 625	394 544	285 284	264 864	132 617	91 720
1 FISH PREPD, PRSVD NES	393 916	353 337	253 418	226 867	117 716	78 419
2 SHELL FISH PREPD, PRSVD	38 709	41 207	31 866	37 997	14 901	13 301
041 WHEAT ETC UNMILLED	21 429 516	10 452 984	781 776	455 002	352 646	158 207
1 DURUM WHEAT UNMILLED	89 822	1 572	6 296	154	3 051	57
2 OTHER WHEAT UNMILLED	21 339 696	10 451 412	775 480	454 846	349 595	158 150
042 RICE	416 330	404 991	61 814	68 285	28 398	23 330
1 RICE IN HUSK OR HUSKED	16 065	18 209	2 808	3 420	1 275	1 162
2 RICE SEMI-MILLED, MILLED	400 265	386 782	59 006	64 865	27 123	22 168
043 BARLEY UNMILLED	13 332 631	7 258 167	278 905	258 998	129 792	86 923
044 MAIZE UNMILLED	957 096	1 206 169	58 054	72 532	27 001	25 601
045 CEREALS NES UNMILLED	2 199 389	101 616	53 470	6 631	25 030	2 384
1 RYE UNMILLED	1 856 829	65 178	37 718	3 896	17 457	1 427
2 OATS UNMILLED	334 604	30 442	14 494	1 675	6 988	592
9 OTHER CEREALS UNMILLED	7 956	5 996	1 258	1 060	585	365
046 WHEAT ETC MEAL OR FLOUR	3 448 387	4 825 658	163 630	283 062	75 066	97 090
047 OTHER CEREAL MEALS, FLOUR	1 158 183	1 188 156	58 810	71 046	26 893	23 976
048 CEREAL ETC PREPARATIONS	5 317 826	4 542 030	1 196 791	1 116 174	556 043	382 772



4 IMPORTS AND EXPORTS (SPECIAL TRADE) BY GROUPS AND SUBGROUPS OF THE SITC-REV. II  
4.2 EXPORTS

GROUP / SUBGROUP	1986 DT = 100 KG	1985	1986 1 000 DM	1985	1986 1 000 \$	1985
1 PREPD BREAKFAST FOOD ETC	1 022 812	835 592	179 760	174 472	83 414	59 690
2 MALT INCLUDING FLOUR	2 033 963	1 666 282	110 829	121 254	51 412	40 754
3 MACARONI, SPAGHETTI ETC	181 890	166 450	34 689	33 621	16 025	11 401
4 BAKERY PRODUCTS	1 782 913	1 576 751	739 257	643 759	344 091	222 037
8 OTH CEREAL PREPS, MALT EX	296 248	296 955	132 256	143 068	61 101	48 890
054 VEG ETC FRSH, SMPLY PRSVD	8 557 218	8 484 101	470 106	535 234	215 547	183 229
1 POTATOES FRSH EXCL SWEET	6 015 628	5 888 015	101 637	98 931	48 513	35 209
2 LEGUMINOUS VEGTBLES DRY	231 963	146 883	32 556	22 332	14 777	7 440
4 TOMATOES FRESH	50 915	12 804	6 716	2 239	3 257	812
5 OTHER FRESH VEGETABLES	817 288	765 755	58 284	54 373	26 711	18 422
6 VEGETABLES SIMPLY PRESVD	350 512	597 146	56 587	79 937	25 919	27 196
8 EDIBLE VEG NES FRSH, DRY	1 090 912	1 073 498	214 326	277 422	96 370	94 150
056 VEGTBLES ETC PRSVD, PREPD	896 010	795 803	277 025	250 002	128 187	85 523
1 VEG DRIED EXCL LEGUMES	96 275	91 072	76 671	78 659	35 329	26 779
4 FLOUR ETC OF FRUIT, VEG	41 210	47 639	11 792	11 824	5 462	4 021
5 VEGTBLES PRSVD, PREPD NES	758 525	657 092	188 562	159 519	87 396	54 723
057 FRUIT, NUTS FRESH, DRIED	1 686 202	1 490 838	338 303	358 136	155 884	121 621
1 ORANGES, TANGERINES ETC	228 853	243 353	27 118	34 637	12 200	11 399
2 LEMONS, GRAPEFRUIT ETC	124 645	114 579	16 263	18 419	7 716	6 386
3 BANANA, PLANTAIN, FRSH, DRY	253 230	47 816	30 762	6 855	14 089	2 332
4 APPLES FRESH	437 015	409 307	34 515	38 505	15 775	13 079
5 GRAPES FRESH OR DRIED	108 686	80 996	18 916	16 822	8 938	5 802
6 FIGS, FRESH OR DRIED	4 187	2 954	1 154	987	559	346
7 NUTS EDIBLE FRESH OR DRY	188 876	195 154	120 560	137 818	55 670	46 683
9 FRUIT FRESH OR DRIED NES	342 710	396 679	89 015	104 093	40 937	35 594
058 FRUIT PRESERVED PREPARED	3 533 772	3 101 341	749 135	697 816	346 580	237 084
2 FRUIT PRESERVED BY SUGAR	1 020	767	842	871	396	305
3 FRUIT JAMS, JELLIES ETC	173 930	155 588	45 231	43 278	20 877	14 793
5 FRUIT OR VEGETABLE JUICE	2 669 399	2 355 356	430 050	409 562	198 639	138 566
6 FRUIT TEMPORARILY PRESVD	193 701	172 747	46 788	43 117	21 807	14 586
9 FRUIT PREPD, PRESRVD NES	495 722	416 883	226 224	200 988	104 861	68 834
061 SUGAR AND HONEY	12 464 014	9 821 977	847 985	787 546	392 494	276 175
1 RAW BEET AND CANE SUGAR	253 576	90 530	8 366	1 868	4 096	663
2 REFINED SUGAR ETC	10 351 691	7 999 567	623 645	574 446	288 429	202 683
5 MOLASSES	290 032	149 903	7 153	3 464	3 333	1 213
6 NATURAL HONEY	162 195	139 061	63 594	55 100	29 333	19 193
9 SUGARS AND SYRUPS NES	1 406 520	1 442 916	145 227	152 666	67 303	52 423
062 SUGAR PREPS NON-COCOA	606 441	605 669	282 925	288 585	130 598	99 234
071 COFFEE AND SUBSTITUTES	1 060 219	990 165	1 543 924	1 393 042	711 010	474 891
1 COFFEE GREEN ROASTED, SUB	870 263	807 921	1 032 763	931 580	474 860	317 736
2 COFFEE EXTRACTS, ESSENCES	189 956	182 244	511 161	461 462	236 150	157 155
072 COCOA	747 634	814 587	646 177	624 456	297 590	282 458
1 COCOA BEANS RAW ROASTED	9 123	7 014	4 896	4 608	2 385	1 584
2 COCOA POWDER UNSWEETENED	270 636	273 711	110 669	144 128	51 177	49 052
3 COCOA BUTTER AND PASTE	467 875	533 862	530 612	675 720	244 028	231 822
073 CHOCOLATE AND PRODUCTS	1 099 085	1 081 312	697 868	713 553	325 920	247 814
074 TEA AND MATE	36 909	40 085	43 445	64 698	20 363	22 314
1 TEA	36 595	39 770	43 253	64 518	20 278	22 250
2 MATE	314	315	192	180	85	64
075 SPICES	58 909	56 994	67 566	69 428	31 218	23 633
1 PEPPER AND PIMENTO	19 358	17 456	21 328	18 155	9 828	6 237
2 SPICES, EXCL PEPPER, ETC	39 551	39 538	46 238	51 273	21 390	17 396
081 FEEDING STUFF FOR ANIMLS	47 173 402	45 381 013	2 033 206	2 244 001	942 534	777 429
1 HAY FODDER GREEN, DRY	13 125 368	9 067 973	140 240	110 695	65 868	38 975
2 BRAN, POLLARD, SHARPS, ETC	1 471 055	1 029 156	47 692	34 806	22 138	11 726
3 VEGETABLE OIL RESIDUES	14 944 786	17 316 022	629 701	805 947	290 463	279 592
4 MEAT OR FISH MEAL FODDER	3 004 978	2 966 428	209 464	254 238	96 363	86 919
9 FOOD WASTE AND FEED NES	14 627 215	15 001 434	1 006 109	1 038 315	467 702	360 217
091 MARGARINE AND SHORTENING	1 499 546	1 666 989	175 294	322 786	80 202	109 554
3 PIG, POULTRY FAT RENDERED	904 169	875 464	72 405	134 421	33 023	45 496
4 MARGARINE, EDIBLE FAT NES	595 377	791 525	102 889	188 365	47 179	64 058
098 EDIBLE PRODUCTS, PREPS NES	2 092 451	2 008 555	809 810	809 812	374 366	277 170
111 NON-ALCOHL BEVERAGES NES	66 201 910	62 947 721	206 404	221 012	94 906	75 297



4 IMPORTS AND EXPORTS (SPECIAL TRADE) BY GROUPS AND SUBGROUPS OF THE SITC-REV. II  
4.2 EXPORTS

GROUP / SUBGROUP	1986 DT = 100 KG	1985	1986 1 000 DM	1985	1986 1 000 \$	1985
112 ALCOHOLIC BEVERAGES	7 780 466	7 918 239	1 642 491	1 852 334	761 543	634 295
1 WINE OF FRESH GRAPES ETC	2 515 404	2 918 779	872 666	1 055 648	405 480	362 169
2 CIDER, PERRY, MEAD ETC	38 230	30 082	8 166	5 980	3 799	2 132
3 BEER, ALE, STOUT, PORTER	5 098 531	4 839 052	672 634	695 064	310 749	237 056
4 DISTILLED ALCOHOLIC BEVS	128 301	130 326	89 025	95 642	41 515	32 938
121 TOBACCO UNMNFCTRD, REFUSE	106 013	129 914	67 804	67 896	31 516	23 318
1 TOBACCO, NOT STRIPPED	33 247	42 704	8 624	13 296	3 972	4 592
2 TOBACCO STRIPPED	44 517	42 555	55 972	51 318	26 040	17 621
3 TOBACCO REFUSE	28 249	44 655	3 208	3 282	1 504	1 105
122 TOBACCO MFRS	638 839	595 223	1 446 680	1 369 643	668 636	468 310
1 CIGARS, CHEROOTS	6 583	7 480	36 491	38 837	16 917	13 425
2 CIGARETTES	562 288	521 548	1 312 146	1 241 098	605 916	424 166
3 OTHER MFD TOBACCO	69 968	66 195	98 043	89 708	45 803	30 719
211 HIDES, SKINS, UNDRESSED	1 419 336	1 316 535	516 723	550 547	239 309	186 856
1 BOVINE, EQUINE HIDES	1 251 067	1 111 669	440 881	459 127	203 484	155 804
2 CALF AND KIP SKINS	75 954	83 306	49 819	61 622	22 913	20 838
4 GOAT AND KID SKINS	190	327	429	596	205	219
6 SHEEP SKIN COMMON W WOOL	50 378	46 920	16 268	18 379	8 394	6 329
7 SHEEP SKIN WITHOUT WOOL	2 303	3 470	2 323	2 563	1 075	679
9 SKIN NES, WASTE, USED LTHR	39 444	68 843	7 003	6 260	3 238	2 787
212 FUR SKINS UNDRESSED	1 996	2 852	47 286	41 303	21 514	13 839
222 SEEDS FOR 'SOFT' FIXED OIL	1 684 636	1 079 445	185 097	130 028	86 845	45 463
1 GROUNDNUTS GREEN	66 629	71 784	13 614	17 861	6 317	6 228
2 SOYA BEANS, EXCL FLOUR	90 669	86 118	6 533	7 924	3 006	2 672
3 COTTON SEED EXCL FLOUR	-	-	-	-	-	-
4 SUNFLOWER SEEDS	24 195	51 657	3 173	7 315	1 467	2 510
5 SESAME SEEDS	8 309	4 351	1 900	1 530	881	527
6 RAPE AND COLZA SEEDS	1 494 834	865 535	159 877	95 398	75 174	33 526
223 SEEDS FOR OTH FIXED OILS	100 699	100 969	15 459	17 775	7 162	6 043
1 COPRA EXCL FLOUR MEAL	-	-	-	-	-	-
2 PALM NUTS AND KERNELS	-	140	-	125	-	40
4 LINSEED, EXCL FLOUR, MEAL	9 505	11 276	2 293	2 466	1 048	843
5 CASTOR OIL SEED	80	-	10	-	4	-
8 OIL SEEDS & FRUIT NES	38 734	47 239	6 930	9 087	3 217	3 080
9 OIL SEED FLOUR AND MEAL	52 380	42 312	6 226	6 097	2 893	2 080
232 NATURAL RUBBER, GUMS	51 377	48 215	12 076	13 496	5 569	4 625
233 RUBBER, SYNTHETIC RECLAIMD	3 612 925	3 853 477	887 073	1 078 829	407 805	368 085
1 SYNTHETIC RUBBER ETC	3 212 143	3 414 790	850 416	1 037 189	390 832	353 676
2 RCLMD, SCRAP UNHARDND RUB	400 782	438 687	36 657	41 640	16 973	14 409
244 CORK RAW AND WASTE	1 026	1 175	526	644	240	217
245 FUEL WOOD NES, CHARCOAL	88 706	96 036	7 758	8 880	3 537	2 985
246 PULPWOOD, CHIPS, WOODWASTE	20 556 614	20 081 765	254 119	249 550	118 236	86 741
247 OTH WOOD ROUGH, SQUARED	10 765 812	13 559 109	243 379	280 131	112 397	95 548
1 SAW, VENEER-LOGS CONIFER	6 606 368	9 108 159	135 203	160 748	62 622	54 563
2 SAW, VENEER-LOGS NON-CON	2 656 886	2 390 798	69 709	66 573	31 956	22 753
9 PTPROPS, POLES, PILING, ETC	1 502 558	2 060 152	38 467	52 810	17 819	18 232
248 WOOD SHAPED	8 574 717	8 461 779	605 463	590 209	280 289	202 777
1 RAILWAY SLEEPERS, TIES	290 361	320 176	14 561	14 073	6 799	4 777
2 LUMBER SHAPED CONIFER	5 025 509	4 807 723	355 977	338 703	164 622	116 103
3 LUMBER SHAPED NON-CONIFR	3 258 847	3 333 880	234 925	237 433	108 868	81 897
251 PULP AND WASTE PAPER	10 774 509	10 121 934	313 210	388 252	144 709	131 938
1 WASTE PAPER	9 426 001	8 912 300	150 276	217 336	69 258	73 693
2 MECHANICAL WOOD PULP	7 277	26 213	388	1 400	176	458
6 CHEM WOOD PULP DISSOLVNG	435 078	319 132	50 429	50 076	23 547	17 148
7 SULPHATE WOOD PULP	20 970	36 967	2 360	4 592	1 084	1 629
8 SULPHITE WOOD PULP	866 605	816 487	105 404	111 106	48 661	37 638
9 OTHER CELLULOSIC PULPS	18 578	10 835	4 353	3 742	1 983	1 322
261 SILK	4 986	3 926	10 046	10 915	4 632	3 731
3 RAW SILK NOT THROWN	25	5	191	42	87	13
4 SILK WORM COCOONS, WASTE	4 961	3 921	9 855	10 873	4 545	3 718
263 COTTON	609 261	651 901	126 873	210 242	57 975	70 857



4 IMPORTS AND EXPORTS [SPECIAL TRADE] BY GROUPS AND SUBGROUPS OF THE SITC-REV. II  
4.2 EXPORTS

GROUP / SUBGROUP	1966 DT = 100 KG	1985	1986 1 000 DM	1985	1986 1 000 \$	1985
1 RAW COTTON, EXCL LINTERS	137 166	164 727	41 800	79 142	19 085	26 571
2 COTTON LINTERS	248 595	227 705	56 338	77 196	25 783	26 118
3 COTTON WASTE UNCOMBED	222 905	258 591	28 468	53 332	12 988	17 963
4 COTTON CARDED COMBED	595	878	267	572	119	205
264 JUTE, OTH TEX BAST FIBRES	22 752	13 695	1 725	787	778	281
265 VEG FIBRE, EXCL COTN JUTE	18 551	17 962	2 551	3 825	1 205	1 285
1 FLAX & RAMIE, TOW & WASTE	6 036	6 529	953	2 386	451	793
2 TRUE HEMP, TOW, WASTE	561	171	361	248	167	85
4 AGAVE FIBRES AND WASTE	7 688	8 367	575	836	265	285
5 MANILA FIBRE, TOW, WASTE	1 486	-	311	3	155	1
9 VEG TEXT FIBRE, WASTE, NES	2 780	2 895	351	352	167	121
266 SYNTHETIC FIBRE TO SPIN	3 167 804	3 278 163	1 372 440	1 507 279	631 819	516 167
5 DISCN SYNTH FIBRE UNCOMBED	2 253 398	2 463 789	955 193	1 117 354	440 159	382 445
6 CONTIN FILAMNT TOW SYNTH	823 132	731 706	361 310	335 689	165 966	115 069
7 DISCON SYNTH FIBRE COMBED	91 274	82 668	55 937	54 236	25 694	18 653
267 OTHER MAN-MADE FIBRES	894 849	988 851	313 674	390 388	144 376	133 410
1 REGENERATO FIBRE TO SPIN	520 357	571 355	254 477	306 176	117 286	105 538
2 WASTE OF MAN-MADE FIBRES	374 492	417 496	59 197	82 212	27 090	27 872
268 WOOL (EXC TOPS), ANML HAIR	156 131	166 560	107 522	149 015	49 351	50 409
1 WOOL GREASY, FLEECE-WASHED	31 221	25 343	11 109	14 919	5 177	5 069
2 WOOL DEGREASED	43 405	47 302	34 287	43 329	15 729	14 662
3 FINE HAIR UNCOMBED	2 522	4 083	13 549	26 152	6 196	8 854
5 COARSE HAIR UNCOMBED	6 018	5 072	5 868	5 213	2 693	1 785
6 WASTE OF WOOL, HAIR NES	66 426	74 382	33 861	40 680	15 502	13 750
7 WOOL OR HAIR, COMBED	6 539	10 378	8 848	18 722	4 054	6 289
269 WASTE OF TEXTILE FABRICS	1 591 780	1 665 024	167 927	195 266	77 240	66 699
271 FERTILIZERS, CRUDE	1 537 770	1 676 039	10 590	12 617	4 888	4 260
1 ANIMAL, VEG FERTILZR, CRUDE	1 078 950	1 107 744	6 264	6 717	2 891	2 264
2 NATURAL SODIUM NITRATE	-	-	-	-	-	-
3 SAND, EXCL METAL-BEARING	24 814	98 238	607	1 849	276	597
4 NTRL POTASSIC SALTS, CRDE	434 006	470 057	3 719	4 051	1 721	1 399
273 STONE, SAND AND GRAVEL	197 757 267	163 660 947	323 559	270 591	150 948	93 327
1 BLDG, DIMENSION STONE	6 369 436	6 906 795	22 298	23 161	10 428	7 900
2 CALCAREOUS STONE	3 661 840	3 600 368	39 791	38 332	18 377	13 186
3 SAND, EXCL METAL-BEARING	75 031 031	63 504 831	81 999	70 895	38 247	24 425
4 GRAVEL, CRUSHED STONE	112 694 960	89 648 953	179 471	138 203	83 896	47 616
274 SULPHUR ETC	6 873 292	6 691 691	240 568	302 105	110 539	103 106
1 SULPHUR	6 860 395	6 679 524	238 853	300 511	109 742	102 555
2 IRON PYRITES UNROASTED	12 897	12 167	1 715	1 594	797	551
277 NATURAL ABRASIVES NES	3 035 516	3 644 138	56 776	69 625	26 345	23 741
1 INDUSTRIAL DIAMONDS	-	5	8 488	13 054	3 914	4 490
2 OTHER NATURAL ABRASIVES	3 035 516	3 644 133	48 288	56 571	22 431	19 251
278 OTHER CRUDE MINERALS	114 248 718	107 588 481	645 103	665 123	297 942	226 931
2 REFRACTORY MINERALS NES	22 912 095	19 446 975	254 406	238 793	117 712	81 828
3 SALT	22 907 300	23 598 377	101 467	120 546	46 814	40 850
4 ASBESTOS CRDE, SMPLY WRKD	7 773	30 645	1 171	6 037	542	2 014
5 QUARTZ MICA, FELSPAR, ETC	976 389	1 294 884	24 219	27 048	11 184	9 289
6 SLAG, SCALINGS, DROSS, ETC	40 384 927	35 929 504	59 336	55 043	27 552	18 891
9 MINERALS CRUDE NES	27 060 234	27 288 096	204 504	217 656	94 138	74 059
281 IRON ORE, CONCENTRATES	211 712	194 850	1 299	1 126	597	393
4 ROASTED IRON PYRITES	165 808	169 298	213	276	96	98
5 IRON ORE CONC NOT AGGLOM	34 084	25 552	993	847	459	294
6 IRON ORE AGGLOMERATES	11 820	-	93	3	42	1
282 IRON AND STEEL SCRAP	34 183 890	34 065 813	795 345	1 223 759	365 322	414 860
286 URANIUM, THORIUM ORE, CONC	33 971	-	84	2	43	1
287 BASE METAL ORES, CONC NES	4 238 957	5 881 912	301 265	551 736	138 121	185 746
1 CPR ORE ETC INC CEMNT CP	8 276	6 743	845	493	376	156
2 NICKEL ORES, CONCENTRATES	17 274	14 910	13 866	20 077	6 198	6 579
3 ALUMINIUM ORES, ALUMINA	2 769 282	4 096 181	185 683	270 468	85 458	91 853
4 LEAD ORES, CONCENTRATES	98 219	99 906	2 481	4 920	1 138	1 672
5 ZINC ORES, CONCENTRATES	966 085	1 207 046	39 810	83 382	18 270	28 062
6 TIN ORES, CONCENTRATES	1 376	1 098	2 233	2 372	914	797
7 MANGANESE ORE, CONCENTRTE	9 996	11 436	986	1 141	449	383
9 NONFER ORE, CONCNTRE NES	368 449	444 592	55 361	168 883	25 318	56 244



4 IMPORTS AND EXPORTS (SPECIAL TRADE) BY GROUPS AND SUBGROUPS OF THE SITC-REV. 11  
4.2 EXPORTS

GROUP / SUBGROUP	1986 DT = 100 KG	1985	1986 1 000 DM	1985	1986 1 000 \$	1985
288 NONFERR METAL SCRAP NES	4 736 067	4 944 054	496 903	688 868	229 232	233 288
1 METALIFEROUS NONFER WSTE	2 634 554	2 865 632	120 475	157 645	55 498	53 994
2 OTH NONFER MTL SCRAP NES	2 101 513	2 078 422	376 428	531 223	173 734	179 294
289 PREC METAL ORE,WASTE NES	11 779	4 513	13 826	13 661	6 447	4 575
291 CRUDE ANIMAL MTRIALS NES	1 733 985	1 497 667	351 316	358 582	162 819	122 856
1 BONES,IVORY,HORNS,ETC	866 190	682 549	27 426	29 287	12 679	10 111
9 OTH ANIMAL MATERIALS NES	867 795	815 118	323 890	329 295	150 140	112 745
292 CRUDE VEG MATERIALS NES	943 586	869 293	795 491	752 826	367 310	257 219
2 NAT GUMS,RESINS,LACS,ETC	55 717	61 156	80 062	88 621	37 110	30 481
3 VEG PLAINTING MATERIALS	19 174	15 485	6 858	7 752	3 174	2 674
4 VEG USED IN PHARMACY ETC	101 941	90 066	83 771	79 425	38 786	27 219
5 SEEDS,ETC FOR PLANTING	126 970	107 690	185 126	161 776	84 251	54 220
6 LIVE PLANTS,BULBS,ETC	469 657	437 028	195 485	179 775	91 723	62 568
7 CUT FLOWERS,FOLIAGE	55 510	44 582	34 678	30 202	16 245	10 580
9 OTH CRUDE VEG MATERIALS	114 617	113 286	209 511	205 275	96 021	69 477
322 COAL,LIGNITE,PEAT	83 909 569	94 938 662	1 810 159	2 209 279	835 196	751 448
1 ANTHRACITE,NOT AGGLOMRTO	16 314 345	19 580 666	707 493	710 305	325 605	242 511
2 OTH COAL,NOT AGGLOMERATO	46 694 308	60 135 366	896 053	1 308 006	414 260	443 520
3 LIGNITE,NOT AGGLOMERATED	4 416 755	4 559 169	52 094	63 212	23 841	21 781
4 PEAT,NOT AGGLOMERATED	12 484 161	10 659 461	154 519	127 756	71 490	43 636
323 BRIQUETS,COKE,SEMI-COKE	43 478 919	64 478 090	1 484 621	2 150 859	679 956	732 195
1 BRIQUETTES,OVOIDS ETC	9 572 475	12 865 413	272 361	356 015	124 816	121 397
2 COKE,SEMI-COKE,RTRT CRBN	33 906 444	51 612 677	1 212 260	1 794 844	555 140	610 798
333 CRUDE PETROLEUM	396	14 144	41	487	19	181
334 PETROLEUM PRODUCTS,REFIN	58 601 623	66 147 627	2 966 966	5 526 234	1 356 412	1 868 850
1 GASOLINE,OTH LIGHT OILS	11 059 201	14 718 587	523 311	1 245 104	240 130	420 011
2 KEROSENE,OTH MEDIUM OILS	13 902 882	13 452 278	708 149	1 137 679	322 014	390 580
3 GAS OILS	9 192 856	11 027 735	403 792	840 033	183 753	281 864
4 FUEL OILS,NES	19 986 500	23 483 211	438 835	1 224 121	198 442	407 957
5 LUBS PETROLEUM OILS NES	4 460 184	5 465 816	892 879	1 079 297	412 073	368 398
335 RESIDUAL PETRLM PROD NES	15 683 027	16 646 671	834 406	1 324 024	384 997	452 766
1 MINERAL JELLY,WAX	1 794 494	1 754 877	241 553	282 190	111 166	96 508
2 MINERAL TARS AND PRODCTS	3 629 251	5 376 242	164 461	391 725	75 131	132 422
3 MIN TAR PITCH,PITCH COKE	2 450 413	3 101 181	146 834	213 419	67 700	72 980
4 PETROLM BITUMEN,COKE NES	7 808 869	8 414 371	281 558	436 690	131 000	150 856
341 GAS NATURAL AND MANUFCTD	13 442 845	53 304 629	618 905	3 119 149	280 504	1 045 173
3 PETROLM GASES,LIQUEFIED	4 201 277	4 752 029	164 175	361 390	74 377	122 717
4 PETROLM GASES,GASEOUS	9 241 568	46 552 600	454 730	2 757 759	206 127	922 456
5 COAL GAS,WATER GAS ETC	-	-	-	-	-	-
351 ELECTRIC ENERGY, MWH	12 422 858	13 454 021	696 339	954 083	405 667	326 254
4+1 ANIMAL OILS AND FATS	2 289 480	2 050 279	163 759	257 266	74 928	87 188
1 OILS OF FISH,WALES ETC	26 649	20 893	2 381	2 847	1 094	970
3 ANIML OIL,FAT,GREASE NES	2 262 831	2 029 386	161 378	254 419	73 834	86 218
423 FIXED VEG OILS,SOFT	7 603 669	7 165 722	703 327	1 333 270	322 544	455 953
2 SOYA BEAN OIL	1 992 866	1 924 049	193 679	370 457	88 721	126 927
3 COTTON SEED OIL	51 378	52 617	6 817	14 925	3 124	4 851
4 GROUNDNUT,PEANUT OIL	11 589	15 712	2 833	5 532	1 290	1 822
5 OLIVE OIL	1 841	2 128	1 061	1 214	489	417
6 SUNFLOWER SEED OIL	708 450	1 078 774	89 411	234 769	40 760	79 170
9 OTH FIXED VEG OILS,SOFT	4 837 545	4 092 442	409 526	706 373	188 160	242 766
424 FIXED VEG OIL NONSOFT	1 719 464	1 463 108	219 261	337 048	100 931	115 465
1 LINSEED OIL	668 461	462 572	73 706	95 065	34 093	33 166
2 PALM OIL	360 665	286 042	41 305	61 180	18 970	20 846
3 COCONUT(COPRA)OIL	196 977	187 366	28 536	51 762	13 198	17 414
4 PALM KERNEL OIL	12 899	27 164	1 783	6 690	831	2 191
5 CASTOR OIL	47 823	35 996	9 463	10 661	4 341	3 603
9 FIXED VEGETABLE OILS NES	432 639	463 968	64 468	111 890	29 498	38 245
43+ PROCESD ANML VEG OIL,ETC	4 651 453	4 688 955	603 267	867 695	276 404	294 677
1 PROCESD ANML,VEG OIL NES	324 436	323 214	79 706	102 583	36 599	34 543
2 HYDROGENATED OIL,FAT	1 659 799	2 018 613	274 121	383 624	125 745	130 652
3 FATTY ACIDS ETC,RESIDUES	2 461 116	2 340 724	244 443	374 940	111 767	127 212
4 ANIMAL,VEGETABLE WAXES	6 102	6 404	4 997	6 548	2 293	2 230
511 HYDROCARBONS NES,DERIVS	19 805 642	22 567 551	2 013 608	3 118 736	922 373	1 057 037



4 IMPORTS AND EXPORTS (SPECIAL TRADE) BY GROUPS AND SUBGROUPS OF THE SITC-REV. 11  
4.2 EXPORTS

GROUP / SUBGROUP	1986 DT * 100 KG	1985	1986 1 000 DM	1985	1986 1 000 \$	1985
1 ACYCLIC HYDROCARBONS	2 441 873	5 604 234	271 947	793 065	123 343	266 879
2 CYCLIC HYDROCARBONS	8 412 092	7 973 516	711 514	1 101 023	326 472	372 354
3 HALOG DERIV OF HYDROCARB	8 600 284	8 640 339	933 163	1 119 712	427 478	382 046
4 HYDROCARB DERIV NONHALOG	351 393	349 462	96 984	104 936	45 080	35 758
512 ALCOHOLS, PHENOLS, ETC	13 490 689	12 812 094	2 472 071	2 923 695	1 137 870	995 638
1 ACYCLIC ALCOHOLS, DERIVS	10 717 953	10 141 383	1 759 176	2 096 264	809 796	713 425
2 CYCLIC ALCOHOLS, DERIVS	74 811	89 264	68 845	90 248	31 464	30 538
3 PHENOLS, PHEN ALCS, DERIVS	2 697 925	2 581 447	644 050	737 183	296 610	251 675
513 ORGANIC ACIDS, ETC	12 274 893	12 039 109	2 773 456	3 215 326	1 276 023	1 093 978
7 MONOACIDS AND DERIVS	5 881 799	6 232 854	1 375 615	1 629 938	633 025	554 527
8 POLYACIDS AND DERIVS	5 771 388	5 176 418	912 352	1 046 955	419 532	356 384
9 OXY-FUNCT ACIDS, DERIVS	621 706	629 837	485 489	538 433	223 466	183 067
514 NITROGEN-FUNCTN COMPOUNDS	6 166 987	6 156 307	4 232 692	4 551 416	1 942 310	1 547 175
5 AMINE-FUNCTION COMPOUNDS	1 570 203	1 591 525	874 390	945 436	402 502	322 564
6 OXYGEN-FUNCT AMINO-CMPNDS	1 331 015	1 206 478	1 482 857	1 661 246	671 509	562 471
7 AMIDE-FUNCT CMPD, EXC UREA	780 852	847 093	708 137	864 655	330 053	226 456
8 OTH NITROGEN FUNCT CMPDS	2 484 917	2 511 211	1 167 308	1 280 079	538 246	435 684
515 ORG-INORG COMPOUNDS ETC	2 423 381	2 367 901	2 888 536	3 143 935	1 327 902	1 067 759
4 ORGANO-SULPHUR COMPOUNDS	677 316	625 106	463 525	477 072	213 466	163 069
5 OTHR ORG-INORG COMPOUNDS	289 869	290 440	368 077	384 552	169 796	130 767
6 HETEROCYCLIC CMPDS ETC	1 435 145	1 433 104	1 895 086	2 100 970	870 554	712 932
7 SULPHONAMIDES, ETC	21 051	19 249	161 848	181 341	74 086	60 991
516 OTHER ORGANIC CHEMICALS	8 224 163	8 488 504	1 928 670	2 204 911	888 282	747 978
1 ETHERS, EPOXIDES, ACETALS	4 644 487	5 057 316	768 630	934 909	353 837	317 821
2 ALDEHYDE ETC FNCT CMPNDS	2 945 513	2 786 571	574 400	667 664	264 432	225 500
3 INORGANIC ESTERS, ETC	419 040	433 284	301 307	326 759	138 926	110 794
9 OTHER ORGANIC CHEMICALS	215 123	211 331	284 333	275 579	131 087	93 863
522 INORG ELEMNTS, OXIDES, ETC	38 921 211	40 175 843	2 653 616	3 146 476	1 220 337	1 073 740
1 CHEMICAL ELEMENTS	2 814 494	3 035 172	541 843	686 745	249 294	234 055
2 INORGANIC ACIDS ETC	11 447 860	10 247 985	570 807	592 595	263 225	202 575
3 HALGN, SULPHR CMPD NONMET	761 131	781 473	125 362	133 025	57 633	45 534
4 ZINC, IRON, LEAD ETC OXIDE	2 646 704	2 878 211	649 625	724 613	298 878	248 056
5 INORGANIC BASES ETC NES	21 251 022	23 233 002	765 979	1 009 498	351 307	343 518
523 OTHR INORGANIC CHEMICALS	21 550 081	21 832 963	2 223 351	2 471 399	1 025 900	843 122
1 METAL CMPD OF INORG ACID	9 272 167	9 483 017	649 780	722 144	299 400	246 277
2 CONTINUATION OF 5231	11 055 307	10 965 305	987 432	1 069 074	455 843	365 275
3 METALLIC ACID SALTS ETC	291 371	279 648	294 208	336 406	136 096	114 645
9 INORG CHEM PRODUCTS NES	931 236	1 100 993	291 931	343 775	134 561	116 925
524 RADIOACTIVE ETC MATERIAL	24 461	14 860	648 822	515 121	300 840	174 462
1 RADIOACTIVE ELEMENTS ETC	18 996	12 328	637 679	472 058	295 633	160 812
9 OTH RADIOACTIVE ETC MTLs	5 463	2 532	11 143	43 063	5 207	13 650
531 SYNT DYE, NAT INDGO, LAKES	1 543 136	1 359 545	3 203 029	3 045 022	1 478 377	1 040 333
1 SYNTH ORGANIC DYESTUFFS	1 038 252	931 269	2 608 295	2 486 336	1 204 126	849 848
2 SYNTH LUMIN, INDGO, LAKES	504 886	428 276	594 734	556 686	274 251	190 485
532 DYES NES, TANNING PRODS	1 063 619	980 596	245 632	238 471	113 304	81 270
2 DYE, TANN EXTRACTS, TANNINS	5 569	5 019	10 986	9 792	5 067	3 319
3 SYNTHETIC TANNING PRODS	1 058 050	975 577	234 644	228 679	108 237	77 951
533 PIGMENTS, PAINTS, ETC	8 619 718	8 376 181	3 572 252	3 335 678	1 654 268	1 141 675
1 COLOURING MATERIAL NES	2 718 984	2 607 893	1 019 488	966 203	471 720	329 956
2 PRINTING INKS	439 366	363 499	326 185	285 127	151 293	98 060
4 VARNISH, DISTEMPER, ETC	2 254 426	2 133 406	1 546 930	1 430 152	716 035	489 423
5 GLAZES, DRIERS, PUTTY ETC	3 206 942	3 271 383	679 649	654 196	315 220	224 234
541 MEDICINAL ETC PRODUCTS	1 166 970	1 110 478	7 111 208	6 938 753	3 286 929	2 367 525
1 VITAMINS, PROVITAMINS	191 480	192 325	706 704	732 332	326 061	249 255
3 ANTIBIOTICS	19 571	16 774	393 613	363 423	181 304	123 168
4 VEG ALKALOIDS AND DERIVS	81 721	81 746	431 450	465 065	199 435	157 904
5 HORMONES	1 499	818	310 215	310 005	142 991	104 965
6 GLYCOSIDES, GLANDS, SERA	24 080	16 078	314 366	322 415	143 893	109 884
7 MEDICAMENTS	706 085	670 021	4 246 604	4 172 451	1 964 380	1 425 688
9 PHARMACEUTICAL GOODS	142 534	132 716	708 256	573 062	326 865	196 661
551 ESSENTL OIL, PERFUME, ETC	147 899	136 293	406 098	378 312	187 230	129 394
3 ESSENTIAL OILS ETC	10 317	13 048	21 566	25 696	9 915	8 716
4 MIXED PERFUME SUBSTANCES	137 582	123 245	384 532	352 616	177 315	120 678
553 PERFUMERY, COSMETICS, ETC	913 381	857 899	1 095 179	1 039 265	506 752	356 971
554 SOAPS, CLEANING ETC PREPS	6 394 977	6 284 336	1 833 456	1 883 839	846 617	643 017



4 IMPORTS AND EXPORTS (SPECIAL TRADE) BY GROUPS AND SUBGROUPS OF THE SITC-REV. 11  
4.2 EXPORTS

GROUP / SUBGROUP	1986 DT = 100 KG	1985	1986 1 000 DM	1985	1986 1 000 \$	1985
1 SOAPS	321 559	330 163	133 174	150 123	61 877	51 608
2 WASHING PREPARATIONS ETC	5 806 593	5 665 778	1 600 274	1 627 655	738 497	555 198
3 POLISHES ETC	266 825	288 395	100 008	106 061	46 243	36 211
562 FERTILIZERS MANUFACTURED	46 732 745	47 697 285	1 308 657	1 588 884	599 190	534 387
1 CHEM NITROGENOUS FERTILZR	14 500 683	14 926 425	356 025	482 741	163 096	162 839
2 CHEM PHOSPHATIC FERTILZR	862 811	823 947	16 887	19 077	7 687	6 485
3 CHEM POTASSIC FERTILIZER	21 772 863	23 326 726	546 436	689 950	250 176	232 490
9 FERTILIZERS NES	9 596 388	8 618 187	389 309	397 116	178 231	132 573
572 EXPLOSIVES, PYROTECH PROD	111 350	176 409	155 355	184 556	72 745	63 653
1 PREPARED EXPLOSIVES	71 310	129 798	44 388	63 279	20 678	21 673
2 FUSES, PRIMERS, DETONATORS	11 779	13 464	54 583	59 148	25 329	20 220
3 PYROTECHNIC PRODUCTS	28 261	33 147	56 384	62 129	26 737	21 760
582 PROD OF CONDENSATION ETC	12 940 996	12 618 789	6 258 440	6 133 845	2 885 129	2 094 864
1 PHENOPLASTS	759 133	715 150	218 619	218 899	100 985	75 152
2 AMINOPLASTS	2 601 447	2 552 629	485 773	473 471	223 970	161 838
3 ALKYDS, OTHER POLYESTERS	3 306 198	3 536 536	1 752 420	1 874 970	804 880	639 487
4 POLYAMIDES	1 731 575	1 593 262	1 099 806	1 057 563	507 755	360 466
5 POLYURETHANES	1 255 575	1 213 295	799 556	759 583	369 368	259 836
6 EPOXIDE RESINS	495 452	436 882	319 241	297 834	147 043	101 481
7 SILICONES	460 555	445 361	491 831	471 732	227 485	161 446
8 ION EXCH, CONDENS ETC TYPE	723	843	951	1 092	432	354
9 OTH CONDENSATION ETC PROD	2 326 338	2 124 829	1 090 241	976 701	503 211	334 804
583 PROD OF POLYMERIZING ETC	35 490 614	33 536 267	10 287 121	10 431 374	4 748 390	3 565 081
1 POLYETHYLENE	8 832 786	8 472 630	2 058 672	2 268 792	947 744	773 966
2 POLYPROPYLENE	2 586 818	2 252 435	765 585	751 786	353 229	256 714
3 POLYSTYRENE, ITS COPOLYMR	6 822 123	6 213 478	1 883 222	1 830 255	869 628	624 740
4 POLYVINYL CHLORIDE	9 185 229	8 809 256	2 790 454	2 775 059	1 289 991	950 672
5 VINYL CHLOR, ACET COPOLYM	362 350	351 109	83 024	88 133	38 453	30 303
6 ACRYLIC POLYMERS ETC	2 125 461	2 036 481	852 080	816 124	394 256	279 107
7 POLYVINYL ACETATE	557 429	529 497	133 524	131 580	61 645	44 948
8 ION EXCH POLYMR ETC TYPE	107 203	113 523	76 234	75 421	35 229	26 163
9 OTH PLYMZRIZATION ETC PROD	4 911 215	4 755 858	1 644 326	1 694 224	758 215	578 468
584 CELLULOSE DERIVATIVES ETC	913 539	1 101 444	737 700	854 828	339 896	292 132
1 REGENERATED CELLULOSE	126 193	136 066	200 307	217 657	92 247	74 529
2 CELLULOSE NITRATES	183 168	175 186	89 590	91 864	41 465	31 393
3 CELLULOSE ACETATES	81 905	106 143	73 407	92 787	33 715	31 819
9 OTH CELL DERIV, VULC FBRE	522 273	682 049	374 396	452 500	172 465	154 391
585 PLASTIC MATERIALS NES	645 164	600 817	255 029	253 213	117 766	86 366
1 MODIFIED NATL RESINS ETC	64 265	51 422	24 922	22 262	11 491	7 559
2 OTH ART PLASTIC MTLS NES	580 899	549 395	230 107	230 951	106 277	78 807
591 PESTICIDES, DISINFECTANTS	1 941 490	2 088 419	2 374 777	2 533 836	1 082 085	857 286
1 INSECTICIDES, RETAIL ETC	394 089	481 338	522 279	599 136	236 186	202 902
2 FUNGICIDES, RETAIL ETC	609 125	634 081	897 766	941 377	408 753	319 899
3 HERBICIDES, RETAIL ETC	540 904	550 201	661 710	718 519	302 897	242 062
4 DISINFECTANTS ETC, RETAIL	397 372	422 799	293 022	274 806	134 247	92 423
592 STARCH, INULIN, GLUTEN, ETC	3 075 588	3 018 580	814 231	790 278	376 776	270 071
1 STARCHES, INULIN, GLUTEN	1 580 979	1 517 317	158 281	158 523	73 123	54 659
2 ALBUMINOIDAL SUBST, GLUES	1 494 609	1 501 263	655 950	630 755	303 653	215 412
598 MISC CHEMICAL PRODS NES	25 961 771	25 444 433	6 198 023	6 222 176	2 864 834	2 128 490
1 CHEMICALS FROM WOOD, RESIN	1 131 631	1 114 096	60 526	63 113	28 013	21 490
2 ANTI-KNOCK PREPS, ETC	895 685	892 126	354 058	380 756	164 183	130 680
3 ORGANIC CHEM PRODS NES	957 191	775 589	352 185	291 341	163 436	99 336
9 CHEM PRODS AND PREPS NES	22 977 264	22 662 622	5 431 254	5 486 966	2 509 202	1 876 984
601 INDUSTRIAL PLANT, CHAP 62	-	-	-	-	-	-
602 INDUSTRIAL PLANT, CHAP 68	207	8 230	18	638	9	236
603 INDUSTRIAL PLANT, CHAP 69	5 094	26 668	902	4 243	422	1 358
604 INDUSTRIAL PLANT, CHAP 70	59	106	13	586	7	179
605 INDUSTRIAL PLANT, CHAP 73	210 791	326 580	362 978	339 632	169 506	115 940
606 INDUSTRIAL PLANT, CHAP 76	324	726	386	2 144	175	770
607 INDUSTRIAL PLANT, CHAP 82	1 795	2 943	16 936	17 264	7 810	5 952
611 LEATHER	343 245	350 710	900 491	963 992	416 306	330 032



4 IMPORTS AND EXPORTS (SPECIAL TRADE) BY GROUPS AND SUBGROUPS OF THE SITC-REV. II  
4.2 EXPORTS

GROUP / SUBGROUP	1986 DT = 100 KG	1985	1986 1 000 DM	1985	1986 1 000 \$	1985
2 LEATHER ARTIFIC, RECONST	148 607	149 088	59 652	51 076	27 669	17 561
3 CALF LEATHER	15 773	17 784	123 228	140 745	56 932	48 396
4 LEATHR BOVINE NES, EQUINE	155 609	158 039	530 911	545 267	245 268	186 713
5 LEATHER FROM SHEEP, LAMBS	8 277	10 452	96 745	107 219	40 216	36 478
6 LEATHER NES	10 425	10 290	80 713	98 396	37 351	33 570
8 LEATHER SPECIALLY FINSHD	4 554	5 057	19 242	21 289	8 870	7 314
612 LEATHER ETC MANUFACTURES	141 822	135 996	319 928	304 540	147 828	104 749
1 LEATHER BELTING ETC	1 704	1 627	20 507	20 325	9 480	7 007
2 HARNESS-MAKERS GOODS	6 430	5 454	32 101	28 863	14 978	9 971
3 PREPD PARTS OF FOOTWEAR	126 266	123 018	241 886	232 296	111 544	79 805
9 LEATHER MANUFACTURES NES	7 422	5 897	25 434	23 056	11 826	7 966
613 FUR SKINS TANNED, DRESSED	29 600	29 108	639 155	733 660	295 608	250 170
621 MATERIALS OF RUBBER	1 481 857	1 555 813	957 440	988 382	441 318	338 792
625 RUBBER TYRES, TUBES	3 657 315	3 364 239	2 502 259	2 330 232	1 156 642	796 742
1 TYRES NEW FOR MOTOR CARS	1 605 038	1 405 562	1 369 905	1 211 718	633 981	414 554
2 TYRES, NEW, BUS OR LORRY	950 506	890 986	701 300	665 409	324 356	227 427
3 TYRES NEW FOR AIRCRAFT	1 038	2 374	1 893	3 436	876	1 163
4 TYRES, NEW, MTR OR BICYCLE	61 387	58 701	70 428	63 823	32 351	21 744
9 OTH TYRES, TYRE CASES, ETC	1 039 346	1 006 616	356 733	385 846	165 078	131 854
628 RUBBER ARTICLES NES	571 311	570 440	1 188 342	1 147 140	549 486	393 361
1 HYGIENIC UNHRDND RUBBER	23 819	21 834	73 001	67 359	33 651	23 143
2 RUBBER BELTING	176 111	188 344	272 082	281 844	125 425	96 782
9 OTH RUBBER ARTICLES NES	371 381	360 262	843 259	797 937	390 410	273 436
633 CORK MANUFACTURES	18 820	17 830	31 934	31 013	14 778	10 575
634 VENEERS, PLYWOOD, ETC	6 170 508	6 251 345	1 035 118	1 017 175	478 528	348 600
1 VENEER SHEETS	482 741	491 977	257 058	290 545	118 609	95 569
2 PLYWOOD OF WOOD SHEETS	287 619	266 131	53 327	53 340	24 665	17 854
3 IMPROVED, RECONSTIT WOOD	6 530 385	6 689 114	571 560	535 642	264 297	184 164
4 WOOD-BASED PANELS NES	377 734	336 586	83 736	72 368	38 754	24 751
9 WOOD SIMPLY SHAPED NES	452 029	467 537	69 437	65 280	32 203	22 262
635 WOOD MANUFACTURES NES	2 614 472	2 600 779	809 437	792 117	375 517	272 774
1 BOXES, CASES, CRATES	70 550	59 071	10 743	10 980	4 977	3 789
2 COOPRAGE PROD, INC STAVES	9 726	8 141	4 660	3 848	2 143	1 295
3 BUILDERS WOODWRK, PREFABS	1 109 520	1 152 869	441 680	447 532	205 335	154 408
4 WOOD MFRS, DOMESTIC ETC	89 788	86 874	95 883	93 535	44 537	32 257
9 OTHER WOOD MANUFACTURES	1 334 888	1 293 824	256 471	236 222	118 525	81 025
641 PAPER AND PAPERBOARD	33 148 033	31 427 324	6 725 002	6 789 977	3 107 305	2 320 228
1 NEWSPRINT	2 273 799	1 754 492	264 545	206 608	123 127	71 005
2 PRINTG, WRITING PAPER NES	13 867 589	13 164 473	2 881 254	2 945 074	1 331 562	1 005 107
3 KRAFT PAPER, PAPERBOARD	511 229	466 490	128 099	125 676	59 108	42 834
5 PAPER, PAPERBD, BULK NES	8 641 321	8 560 492	1 235 499	1 298 938	570 792	442 713
6 FIBREBOARD OF WOOD ETC	581 579	604 649	75 594	71 316	34 856	24 416
7 CORRUGATED PAPER ETC BLK	523 798	390 175	134 574	109 270	62 040	37 647
8 COATED ETC PAPER NES BLK	5 951 902	5 726 594	1 698 055	1 727 594	784 265	591 103
9 CONVERTED PAPER ETC NES	796 816	759 959	307 382	305 501	141 555	105 404
642 ARTICLES OF PAPER ETC	8 090 497	7 960 177	3 354 402	3 362 431	1 550 133	1 152 062
1 PAPER ETC CONTAINERS	3 323 313	3 201 428	1 107 167	1 102 455	511 862	377 430
2 CORRESPONDENCE STATIONERY	186 893	164 804	104 275	88 974	48 309	30 558
3 EXERCISE BOOKS ETC	282 347	296 847	184 949	189 022	86 103	65 666
4 PAPER ETC CT TO SIZE NES	1 673 947	1 631 753	689 497	652 755	318 436	223 757
8 PAPER ETC ARTICLES NES	2 623 997	2 665 345	1 268 514	1 329 225	585 423	454 651
651 TEXTILE YARN AND THREAD	4 882 530	4 915 869	5 054 579	5 388 650	2 328 788	1 839 463
1 SILK YARN AND THREAD	256	299	4 756	5 867	2 193	1 988
2 WOOL, HAIR YARN, INCL TOPS	259 365	284 260	502 909	609 706	231 253	206 715
3 COTTON YARN	577 636	455 273	488 107	501 402	225 789	170 963
4 SYN FIB YRN, BULK, MONOFIL	2 940 176	3 059 725	2 802 802	2 967 572	1 290 107	1 013 294
5 YARN OF 6514 AT RETAIL	36 562	42 301	133 014	137 596	61 527	47 343
6 DISCON SYN FIB BLEND YRN	288 882	293 175	316 115	358 663	145 795	122 710
7 REGEN FIBRE YARN, MONOFIL	550 122	566 152	668 667	671 398	308 216	229 987
8 YARN OF 6517 AT RETAIL	3 037	3 197	12 726	12 393	5 841	4 200
9 TEXTILE FIBRE YARN NES	226 494	211 487	125 483	124 053	58 067	42 263
652 COTTON FABRICS, WOVEN	1 242 996	1 198 983	2 657 395	2 789 420	1 225 084	952 872
1 GREY WOVEN COTTON FABRIC	412 929	392 243	449 819	512 446	207 002	173 076
2 WOVEN COTTON BLCHD, ETC	830 067	806 740	2 207 576	2 276 974	1 018 082	779 796
653 WOVN MAN-MADE FIB FABRIC	1 392 222	1 365 124	3 510 852	3 297 945	1 619 622	1 136 886
1 CONT SYNT WEAVES NONPILE	423 993	442 366	822 452	797 850	379 404	274 349
2 DISC SYN TXTL FABRIC NES	114 368	106 593	314 051	277 009	144 781	94 882
4 DISC SYN BLEND FABRC NES	355 278	349 363	984 043	996 791	454 256	342 475



4 IMPORTS AND EXPORTS (SPECIAL TRADE) BY GROUPS AND SUBGROUPS OF THE SITC-REV. II  
4.2 EXPORTS

GROUP / SUBGROUP	1986 DT * 100 KG	1985	1986 1 000 DM	1985	1986 1 000 \$	1985
5 CONT REGN WEAVES NONPILE	167 688	178 824	475 263	462 519	219 245	159 986
6 DISC REGN TXTL FABRC NES	153 366	121 920	397 522	288 199	183 173	100 765
8 DISC REG BLEND FABRC NES	89 900	72 051	259 458	207 215	119 790	72 616
9 MAN-MADE PILE ETC FABRIC	87 629	94 007	256 063	268 362	118 973	91 815
654 OTH WOVEN TEXTILE FABRIC	291 584	288 976	921 242	938 010	424 479	319 508
1 SILK FABRICS WOVEN	4 649	4 462	75 391	78 939	34 649	27 083
2 WOVEN WOOL,HAIR NONPILE	96 298	101 739	456 877	459 477	210 453	156 152
3 WOVN WOOL ETC FABRIC NES	68 481	76 742	238 981	256 791	109 713	87 140
4 WOVEN FLAX,RAMIE FABRICS	5 422	5 514	23 948	27 313	11 201	9 619
5 WEAVES OF FIBRES OF 2640	22 392	21 792	13 133	15 613	6 049	5 320
6 GLASS FIBRE FABRIC	89 257	75 901	105 483	93 366	48 983	31 994
9 WOVEN FABRICS NES	3 085	2 826	7 429	6 509	3 431	2 200
655 KNIT ETC FABRICS	453 636	455 108	1 110 561	1 060 660	513 054	363 601
1 KNIT ETC SYNTH FAB NONEL	300 771	306 102	743 695	718 265	343 616	246 359
2 OTHER KNIT ETC FAB NONEL	149 884	145 995	356 496	334 324	165 568	114 490
3 KNIT ETC FABRIC,ELASTIC	2 981	3 011	8 370	8 071	3 870	2 752
656 LACE,RIBBONS,TULLE,ETC	81 058	83 349	310 006	294 879	143 349	100 765
657 SPECIAL TEXTILE ETC PROD	1 739 841	1 701 180	2 532 046	2 455 375	1 170 011	841 044
1 FELT AND ARTICLES NES	295 178	293 344	261 870	260 415	120 806	88 996
2 BONDED FIBRE TEXTLS NES	597 510	502 912	694 844	630 810	321 117	216 444
3 COATED ETC TEXTILES NES	540 009	579 352	797 312	810 516	367 591	277 519
4 ELASTIC FAB ETC NOT KNIT	9 388	8 812	27 889	25 787	12 900	8 862
5 CORDAGE AND MANUFACTURES	101 956	126 266	99 135	103 851	45 742	35 291
6 HAT BODIES	531	621	5 968	6 505	2 747	2 218
7 TEXTILES FOR MACHINERY	163 114	154 332	541 307	506 789	251 127	174 500
9 SPECL TEXTILE PRODS NES	32 155	35 541	103 723	108 702	47 981	37 214
658 TEXTILE ARTICLES NES	400 951	414 432	792 256	771 941	367 891	265 375
1 BAGS,SACKS OF TEXTILES	105 738	124 463	36 845	48 659	17 072	16 586
2 MADE-UP CANVAS GOODS	44 200	49 765	80 390	85 862	36 493	28 467
3 BLANKETS ETC NON ELECTRC	40 801	48 296	87 750	92 980	41 125	32 345
4 LINENS ETC	123 676	112 134	341 314	322 589	159 015	111 794
9 OTH TEXTILE ARTICLES NES	86 536	79 774	245 957	221 851	114 186	76 183
659 FLOOR COVERINGS ETC	777 654	734 379	860 139	839 403	397 993	287 675
1 LINOLEUM ETC	85 191	80 966	40 201	37 406	18 531	12 825
2 CARPETS ETC KNOTTED	18 211	17 856	144 021	170 218	64 983	58 373
3 KELEM,SCHUMACKS ETC RUGS	1 483	1 391	4 434	4 553	2 071	1 582
4 WOOL CARPETS ETC NES	35 634	35 665	67 931	66 372	31 481	23 491
5 MAN-MADE TXTL CARPTS NES	482 985	437 797	501 919	451 099	232 667	154 528
6 OTH TXTL CARPETS ETC NES	146 542	151 716	100 262	103 018	46 248	35 264
7 PLAITS & PLAITED PRODS	7 608	8 986	4 371	4 737	2 012	1 609
661 CEMENT ETC BUILDING PROD	27 225 682	27 807 487	519 880	506 301	241 959	174 615
1 LIME	4 596 865	4 214 424	59 031	54 708	27 484	18 902
2 CEMENT	20 792 539	21 887 495	249 821	258 011	116 298	89 065
3 BUILDING STONE ETC WORKD	462 966	414 160	61 324	51 482	28 548	17 787
8 MNRL BLDG PRD UNFIRD NES	1 373 312	1 291 408	149 704	142 100	69 659	48 861
662 CLAY,REFRACTORY BLDG PRD	14 520 800	14 125 690	1 666 910	1 632 544	768 008	561 186
3 REFRACTORY BUILDING PROD	6 503 124	6 566 799	945 005	912 964	434 734	315 079
4 BRICK ETC NONREFRACTORY	8 017 676	7 558 891	721 905	719 580	333 274	246 109
663 OTH NONMETAL MINERAL MFS	16 052 424	13 620 911	2 322 200	2 215 498	1 075 178	758 680
1 GRINDING STONES ETC	173 937	172 479	283 639	289 971	131 066	99 189
2 ABRASIVE CLOTHS ETC	245 095	242 639	361 302	351 610	167 152	120 376
3 MINRL MFS NES NONCERAMIC	12 722 531	10 231 618	493 950	447 609	229 642	153 824
5 MINRL INSULATNG PROD NES	1 610 905	1 650 096	271 437	250 390	125 577	86 007
7 REFRACTORY WARE NONBLDG	454 336	516 205	262 719	264 967	121 606	90 635
8 ASBESTOS,FRICTION PRODS	266 692	264 570	350 466	337 936	161 939	115 117
9 CERAMIC ARTICLES NES	578 928	543 304	298 667	273 015	138 196	93 532
664 GLASS	7 403 954	6 886 767	1 922 598	1 793 013	888 871	614 941
1 GLASS NONOPTICAL,PLAIN	892 353	710 785	279 139	280 678	128 271	96 318
2 OPTICAL GLASS UNWRKD ETC	30 159	33 078	119 382	122 554	55 324	41 716
3 DRAWN,BLOWN GLASS UNWRKD	278 442	273 166	61 038	65 739	28 199	22 608
4 GLASS SURFACE-GROUND ETC	3 077 061	2 948 895	296 123	279 506	136 913	96 332
5 CAST,ROLLED GLASS UNWRKD	623 941	679 107	58 338	63 807	26 896	21 770
6 GLASS CONSTRUCTION PRODS	220 721	190 957	27 028	25 660	12 513	8 808
7 SAFETY GLASS	336 040	322 451	166 508	159 685	76 986	54 694
8 SHEET GLASS METAL-COATED	542 177	511 752	268 227	235 725	124 268	80 818
9 GLASS NES	1 403 060	1 216 576	646 815	559 659	299 499	191 877
665 GLASSWARE	6 709 389	6 288 383	1 400 380	1 362 189	648 073	467 950
1 BOTTLES ETC OF GLASS	5 808 138	5 404 097	529 219	504 287	244 722	172 666
2 HOUSEHLD,HOTEL ETC GLASS	576 629	569 680	504 200	518 454	233 463	178 905
8 GLASS ARTICLES NES	324 622	314 606	366 961	339 448	169 888	116 379
666 POTTERY	700 883	687 484	845 076	839 888	391 279	288 789



4 IMPORTS AND EXPORTS (SPECIAL TRADE) BY GROUPS AND SUBGROUPS OF THE SITC-REV. 11  
4.2 EXPORTS

GROUP / SUBGROUP	1986 DT = 100 KG	1985	1986 1 000 DM	1985	1986 1 000 \$	1985
4 PORCELN, CHINA HOUSE WARE	479 482	487 561	574 765	568 451	265 581	194 934
5 COARSE CERAMIC HOUSEWARE	82 518	69 829	64 385	61 204	29 989	21 122
6 CERAMIC ORNAMENTS ETC	138 883	130 094	205 926	210 233	95 709	72 733
667 PEARL, PREC-, SEMI-P STONE	3 412	3 502	513 097	508 900	236 812	173 937
1 PEARLS UNSET, UNSTRUNG	11	10	42 235	47 644	19 112	15 939
2 DIAMONDS NONINDUST, UNSET	-	-	177 923	177 918	82 306	61 488
3 PREC-, SEMI-PR STONES NES	2 958	3 307	261 177	253 289	120 690	86 191
4 SYNTH PREC-, SEMI-P STONE	443	185	31 762	30 049	14 704	10 319
671 PIG IRON ETC	7 255 432	8 909 892	634 097	862 768	291 231	293 234
2 PIG IRN, SPIEGELEISEN ETC	5 019 233	6 525 207	179 180	288 461	81 701	98 932
3 IRON, STL POWDER, SHOT, ETC	256 706	222 639	38 662	36 754	17 937	12 453
6 FERRO-ALLOYS	1 979 493	2 162 046	416 285	537 553	191 593	181 849
672 IRON, STL PRIMARY FORMS	41 823 107	46 084 552	3 485 678	4 266 096	1 608 698	1 470 009
4 IRN, STL INGOTS, LUMPS, ETC	1 281 715	3 191 102	100 072	244 137	44 688	82 015
5 IRN, STL BLOOMS, SLABS, ETC	14 432 090	16 313 330	911 322	1 187 955	421 122	409 820
7 IRN, STL COIL FR REROLLING	26 109 302	26 580 120	2 474 284	2 834 004	1 142 888	978 174
673 IRON AND STEEL SHAPES	29 046 646	33 360 330	3 198 010	3 758 726	1 472 402	1 278 271
1 IRON, STEEL WIRE ROD	9 849 789	12 008 989	740 355	992 345	341 716	334 648
2 IRON, STEEL BARS ETC	10 437 440	11 257 284	1 572 796	1 750 859	722 474	597 035
3 IRON, STEEL PROFILES ETC	8 759 417	10 094 057	884 859	1 015 522	408 212	346 588
674 IRN, STL UNIV. PLATE, SHEET	54 430 445	59 968 047	6 247 820	7 580 389	2 876 186	2 592 579
1 IRON OR STEEL UNIVERSALS	1 067 349	1 114 615	125 443	131 932	57 718	46 070
4 IRN, STL HVY PLATE, ROLLED	12 235 582	13 308 368	1 219 411	1 468 870	558 425	502 183
5 IRN, STL MED PLATE, ROLLED	2 219 770	2 518 909	289 509	345 004	133 130	117 002
6 IRN, STL THIN PLATE, ROLLED	23 851 028	27 664 725	2 565 724	3 335 402	1 180 556	1 138 608
7 TINNED PLATES, SHEETS	3 324 683	2 959 935	484 935	511 117	225 172	176 432
9 OTH IRN, STL PLATES, SHEET	11 732 033	12 401 495	1 562 798	1 788 064	721 185	612 284
675 IRON, STEEL HOOP, STRIP	13 045 385	13 823 919	2 180 520	2 355 909	1 004 254	803 423
676 RAILWAY RAILS ETC IRN, STL	1 721 269	2 582 110	187 124	301 934	86 138	104 364
677 IRN, STL WIRE EXCL W ROD	3 009 656	3 221 380	652 280	692 302	300 477	235 983
678 IRON, STL TUBES, PIPES, ETC	38 160 049	43 140 849	5 979 080	7 212 269	2 760 394	2 475 417
1 CAST IRON TUBES, PIPES	1 697 357	1 729 479	216 282	178 727	99 462	60 593
2 IRN, STL SEAMLESS TUBES	13 911 624	17 604 908	2 469 183	3 317 650	1 129 918	1 145 710
3 IRON, STL TUBE, PIPE NES	8 059 753	9 316 290	1 234 874	1 452 416	566 614	495 047
4 STL HIGH PRESSURE CONDUIT	13 548 232	13 408 750	1 285 124	1 440 188	607 319	491 786
5 IRON, STEEL TUBE FITTINGS	943 083	1 081 422	773 617	823 288	357 081	282 281
679 IRN, STL CASTINGS UNWORKED	1 472 070	1 532 609	468 747	479 776	216 028	164 556
3 IRON, STL FORGINGS ROUGH	482 745	509 799	185 075	192 995	85 205	66 025
4 IRN STL CASTINGS ROUGH	989 325	1 022 810	283 672	286 781	130 823	98 531
681 SILVER, PLATINUM, ETC	11 266	11 844	668 342	797 635	309 020	270 375
1 SILVER UNWOKD, PARTLY WRKD	10 993	11 550	264 570	374 971	121 419	127 597
2 METALS OF PLATINUM GROUP	273	294	403 772	422 664	187 601	142 778
682 COPPER EXC CEMENT COPPER	5 467 877	5 331 800	3 172 348	3 709 328	1 460 110	1 266 606
1 COPPER NES, ALLOYS, UNWRT	685 608	697 543	249 739	335 053	114 170	114 784
2 COPPER, ALLOYS WORKED	4 782 269	4 634 257	2 922 609	3 374 275	1 345 940	1 151 822
683 NICKEL	184 866	206 056	402 689	494 853	185 022	168 397
1 NICKEL, ALLOYS UNWROUGHT	61 925	66 302	76 293	100 924	34 977	33 941
2 NICKEL, ALLOYS WORKED	122 941	139 754	326 396	393 929	150 045	134 456
684 ALUMINIUM	8 465 548	8 203 257	4 547 236	4 820 081	2 099 437	1 644 907
1 ALUMINIUM, ALLOYS, UNWROUGHT	3 008 824	2 785 090	1 000 279	1 093 427	461 385	370 605
2 ALUMINIUM, ALLOYS WORKED	5 456 724	5 418 167	3 546 957	3 726 654	1 638 052	1 274 302
685 LEAD	1 127 788	1 205 230	168 845	247 434	77 854	84 265
1 LEAD, ALLOYS UNWROUGHT	956 752	1 036 353	117 663	191 156	54 148	64 925
2 LEAD, ALLOYS WORKED	171 036	168 877	51 182	56 278	23 706	19 340
686 ZINC	1 301 875	1 466 112	258 665	410 388	119 899	138 718
1 ZINC, ALLOYS UNWROUGHT	1 022 022	1 173 376	171 664	298 896	78 811	100 601
3 ZINC, ALLOYS WKD, INC DUST	279 853	292 736	87 001	111 492	40 088	38 117
687 TIN	47 438	53 061	76 365	143 238	34 480	49 546
1 TIN, ALLOYS UNWROUGHT	34 683	37 875	51 715	94 655	23 142	32 752
2 TIN, ALLOYS WORKED	12 755	15 186	24 650	48 583	11 338	16 794



4 IMPORTS AND EXPORTS (SPECIAL TRADE) BY GROUPS AND SUBGROUPS OF THE SITC-REV. II  
4.2 EXPORTS

GROUP / SUBGROUP	1986 DT : 100 KG	1985	1986 1 000 DM	1985	1986 1 000 \$	1985
688 URANIUM, THORIUM, ALLOYS	83	21	1 490	302	699	95
689 NON-FER BASE METALS NES	65 968	69 648	177 082	259 926	81 661	87 640
1 TUNGST, MOLYB, TANTAL, MAGN	33 743	40 066	79 082	140 310	36 275	47 253
9 BASE METALS NES, CERMENTS	32 225	29 582	98 000	119 616	45 386	40 387
691 STRUCTURES AND PARTS NES	4 475 226	4 477 186	2 202 495	2 168 201	1 020 136	744 282
1 STRUCTURES, PARTS IRN, STL	4 016 906	4 067 587	1 608 367	1 626 198	744 738	558 720
2 STRUCTURES, PARTS ALUMNM	458 320	409 599	594 128	542 003	275 398	185 562
692 METAL TANKS, BOXES, ETC	1 822 780	1 859 791	989 448	969 581	456 646	331 919
1 MTL STORAGE, MF TANKS, ETC	302 665	345 198	204 783	208 071	94 258	71 066
4 MTL TRANSPORT BOXES ETC	1 520 115	1 514 593	784 665	761 510	362 388	260 853
693 WIRE PRODUCTS NON ELECTR	2 725 226	2 605 051	792 101	802 581	365 609	275 157
1 WIRE ROPES ETC	1 081 964	1 069 162	455 275	473 674	210 126	161 988
2 IRON, STEEL FENCING WIRE	54 622	28 811	21 276	7 766	9 570	2 655
5 METAL FENCING, GAUZE, ETC	1 588 640	1 507 078	315 550	321 141	145 913	110 514
694 STL, COPPR NAILS, NUTS, ETC	1 804 919	1 759 474	1 410 214	1 312 089	652 291	448 744
695 TOOLS	950 889	1 055 788	3 366 692	3 467 622	1 557 484	1 190 350
1 HAND TOOLS, AGRIC FOREST	63 969	63 625	73 176	69 134	33 573	23 496
3 OTHER HAND TOOLS	585 419	630 962	1 388 226	1 426 070	642 622	489 362
4 BLADES, TIPS, ETC FR TOOLS	301 501	361 201	1 905 290	1 972 418	881 289	677 492
696 CUTLERY	136 827	139 271	733 594	725 286	339 229	248 404
697 BASE MTL HOUSEHOLD EQUIP	1 161 181	1 082 897	1 420 018	1 313 729	658 361	451 645
3 DMSTC HEATG, COOKG APPARA	437 988	413 265	634 720	556 557	294 739	191 422
4 BASE MTL DMSTC ARTIC NES	350 075	317 507	459 336	443 881	212 747	152 534
5 BASE MTL INDR SANIT WARE	338 979	321 397	253 006	240 890	116 931	82 715
8 BASE MTL HOUSE EQUIP NES	34 139	30 728	72 956	72 401	33 944	24 974
699 OTHER METAL MANUFACTURES	5 531 084	5 321 579	5 929 374	5 639 085	2 743 372	1 932 596
1 LOCKSMITHS, WARES, ETC	1 262 964	1 171 186	2 054 136	1 887 911	951 079	646 838
2 IRON, STL CHAIN AND PARTS	475 122	525 289	344 122	357 215	158 803	122 601
3 PINS, HOOKS, EYES ETC	84 930	82 393	200 361	192 071	92 715	65 717
4 SPRINGS AND LEAVES	580 083	565 332	412 335	391 711	190 984	134 226
6 BASE MTL MISC ARTICLES	514 952	522 810	509 829	497 387	235 572	170 542
7 IRN, STL ARTICLES NES	1 758 993	1 697 886	1 217 789	1 128 304	563 499	386 702
8 MFRS NES OF CPR, NIKL, ETC	829 776	726 458	1 040 734	1 001 884	481 228	343 546
9 BASE MTLN WRT & MFRS NES	24 264	30 225	150 068	182 602	69 492	62 424
700 INDUSTRIAL PLANT, CHAP 84	1 050 686	892 532	2 813 310	2 428 843	1 300 502	831 406
703 INDUSTRIAL PLANT, CHAP 85	252 327	322 746	1 028 959	1 440 979	476 238	489 097
704 INDUSTRIAL PLANT, CHAP 86	591	-	1 206	-	540	-
705 INDUSTRIAL PLANT, CHAP 87	-	-	-	-	-	-
711 STEAM BOILERS & AUX PLNT	304 523	244 109	465 115	363 864	217 824	123 424
1 STEAM BOILERS ETC	190 757	146 106	282 623	191 119	133 007	64 989
2 AUXILIARY BOILER PLANT	48 284	32 027	52 577	46 188	24 329	15 440
9 PTS NES OF APP OF 711	65 482	65 976	129 915	126 557	60 488	42 995
712 STEAM ENGINES, TURBINES	86 601	160 972	640 852	867 699	296 164	298 090
6 STM POWER UNITS & ENGINES	45 404	95 827	296 008	490 908	136 707	167 814
9 ST POWER UNITS PARTS NES	41 197	65 145	344 844	376 791	159 457	130 276
713 INTRNL COMBUS PISTN ENGN	4 755 809	4 569 673	7 592 691	7 207 943	3 526 927	2 467 595
1 PISTN AIRCRFT ENGN & PTS	682	1 347	6 685	7 793	3 110	2 670
2 PISTN ENGN FR MTR VEHCLS	1 817 432	1 738 159	2 817 590	2 542 389	1 309 353	872 278
3 PISTON ENGINES, MARINE	100 361	85 397	447 061	292 543	215 599	97 923
8 PISTON ENGINES NES	403 659	410 925	797 011	837 279	369 631	286 792
9 PISTON ENGINE PTS NES	2 433 675	2 333 845	3 524 344	3 527 939	1 629 234	1 207 932
714 ENGINES & MOTORS NES	34 263	37 761	1 778 475	2 042 200	822 112	696 224
4 REACTION ENGINES	1 617	2 875	280 083	469 116	127 391	159 051
8 GAS TURBINES NES	7 212	4 833	344 995	337 113	159 495	115 153
9 ENGINE & MOTOR PTS NES	25 434	30 053	1 153 397	1 235 971	535 226	422 020
716 ROTATING ELECTRIC PLANT	1 233 501	1 182 956	2 873 077	2 755 428	1 328 585	950 314



4 IMPORTS AND EXPORTS (SPECIAL TRADE) BY GROUPS AND SUBGROUPS OF THE SITC-REV. 11  
4.2 EXPORTS

GROUP / SUBGROUP	1986 DT = 100 KG	1985	1986 1 000 DM	1985	1986 1 000 \$	1985
1 DC MOTORS & GENERATORS	240 632	193 604	793 553	662 010	368 249	226 987
2 AC MTRS & GENS, GEN SETS	711 269	731 145	1 455 416	1 511 713	672 349	521 428
3 ROTARY CONVERTERS	30 791	30 660	92 207	84 966	42 719	29 248
9 PTS NES OF ROT ELEC PLNT	250 809	227 547	531 901	496 739	245 268	172 651
718 OTH POWER GENERATG MACHY	252 097	238 827	1 511 093	1 559 102	694 376	539 178
7 NUCLEAR REACTORS, PTS NE	7 795	7 397	903 057	964 560	413 771	334 555
8 WIND, WATER, ETC ENGINES	244 302	231 430	608 036	594 542	280 605	204 623
721 AGRIC MACHY, EXC TRACTORS	2 087 850	2 286 291	2 294 518	2 436 610	1 047 847	827 179
1 CULTIVATING MACHINERY	323 199	403 705	298 827	334 097	137 494	113 642
2 HARVESTING ETC MACHINES	1 516 000	1 582 224	1 658 073	1 727 030	753 620	583 881
3 DAIRY MACHINERY NES	27 634	36 818	98 507	123 094	45 677	42 505
9 AGRICULTURE MACHINES NES	221 017	263 544	239 111	252 389	111 056	87 151
722 TRACTORS NON-ROAD	1 804 253	2 118 433	1 927 597	2 364 849	885 798	810 422
3 TRACK-LAYING TRACTORS	1 556	325	2 053	265	960	83
4 WHEELED TRACTORS NES	1 802 697	2 118 108	1 925 544	2 364 584	884 838	810 339
723 CIVIL ENGINEERG EQUIP ETC	3 768 588	4 055 832	3 887 798	4 115 477	1 794 258	1 409 724
3 MECHANICAL ROAD ROLLERS	396 041	320 776	463 499	369 341	214 377	126 182
4 CONST, MINING MACHNRY NES	2 020 678	2 349 204	2 129 258	2 383 556	983 087	815 252
9 CONSTR ETC MACHY PTS NES	1 351 869	1 385 852	1 295 041	1 362 580	596 794	468 290
724 TEXTILE LEATHER MACHNRY	2 008 363	1 909 098	7 536 711	6 894 769	3 498 072	2 379 260
3 SEWING MACHS, NEEDLES ETC	124 388	123 853	1 055 628	1 025 996	489 626	352 971
4 SPINNING, EXTRDNG, ETC MCH	717 517	699 974	2 358 709	2 141 945	1 094 424	740 782
5 WEAVING, FELT MFG, ETC MCH	399 465	360 816	1 313 326	1 139 848	609 775	393 299
6 AUXIL TXTL MCH & PTS NES	131 323	114 360	686 825	633 548	318 937	217 035
7 TEXTILE MACHINERY NES	573 547	542 075	1 854 197	1 686 130	860 798	582 448
8 SKIN, LEATHER WORKNG MACH	62 123	68 020	268 026	267 302	124 512	92 725
725 PAPER ETC MILL MACHINERY	663 557	676 647	2 021 682	1 870 387	937 655	644 045
1 PAPER & PULP MAKING MCHY	168 183	189 741	426 600	392 752	195 425	133 762
2 PAPER ETC PRODCOT MF MACH	286 396	282 837	977 436	908 598	456 263	313 969
9 PTS NES OF MACHS OF 725	208 978	204 069	617 646	569 037	285 967	196 314
726 PRINTG, BKBINDG MACHY, PTS	1 101 449	1 021 242	4 617 687	4 166 074	2 148 793	1 430 124
3 TYPESET MCH ETC, TYPE ETC	85 968	72 093	404 268	395 674	187 631	135 578
4 PRINTING PRESSES	756 840	709 630	3 038 868	2 706 941	1 414 159	928 651
7 OTH PRINTG & ANCILL MACH	52 227	54 553	300 862	293 142	140 223	100 761
8 BOOKBINDING MACHY & PTS	97 524	86 011	419 480	358 886	195 973	123 658
9 PTS NES OF MCH OF 7263/7	108 890	98 955	454 209	413 431	210 807	141 476
727 FOOD MACHRY NON-DOMESTIC	299 711	270 286	1 136 815	1 057 242	529 550	364 541
1 GRAIN WORKING MCHY & PTS	42 946	37 097	82 906	93 306	38 581	32 371
2 OTH FOOD PROC MCHY & PTS	256 765	233 189	1 053 909	963 936	490 969	332 170
728 OTH MACHY FOR SPCL INDUS	3 897 315	3 731 658	11 208 714	10 220 333	5 197 170	3 533 682
1 MACH-TOOLS FR SPCL INDUS	536 447	491 781	1 428 598	1 281 866	662 393	442 306
3 OTHR MINERAL WORKG MACHY	832 694	908 528	1 251 202	1 338 030	578 055	460 397
4 MACHY FOR SPCL INDUS NES	2 526 174	2 331 349	8 528 914	7 600 437	3 956 722	2 630 979
736 MACHINE TOOLS FOR METAL	2 230 792	2 041 474	7 672 823	6 609 517	3 569 657	2 289 660
1 METAL CUTTING MACH-TOOLS	953 962	894 075	3 653 646	3 094 856	1 699 729	1 075 530
2 METAL FORMING MACH-TOOLS	659 918	584 387	1 294 463	1 161 511	602 028	398 750
7 OTH METALWRKG MACH-TOOLS	285 851	231 799	1 190 176	969 898	556 375	336 705
8 WORK & TOOL HOLDERS ETC	89 606	84 986	461 649	385 789	214 044	133 166
9 PTS NES OF TOOLS OF 736	241 455	246 227	1 072 889	997 463	497 481	345 509
737 METALWORKING MACHNRY NES	1 015 725	1 023 042	1 640 384	1 450 473	760 344	499 550
1 FOUNDRY EQUIPT & PTS NES	268 122	338 555	250 671	225 059	116 317	77 130
2 ROLLING MILLS AND ROLLS	582 197	529 689	479 025	373 234	221 089	128 784
3 WELDING, BRAZING, ETC MCHS	165 406	154 798	910 688	852 180	422 938	293 636
741 HEATING, COOLING EQUIPMNT	1 970 851	2 098 286	4 632 787	4 563 902	2 147 310	1 575 499
1 GAS GENERATORS	9 813	6 767	35 536	22 937	15 735	7 933
2 BURNERS, MECH STOKERS, ETC	88 398	109 782	324 498	331 909	150 943	114 307
3 INDUS FURNACES ETC & PTS	487 097	557 902	997 670	989 092	463 587	340 350
4 NONDOM REFRIG EQUI & PTS	375 336	375 253	581 148	572 659	268 901	197 045
5 AIR-CONDITIONING MACHNRY	151 937	154 069	317 934	322 664	147 633	110 545
6 HEATING, COOLING EQU NES	858 268	894 515	2 376 001	2 324 641	1 100 511	805 319
742 PUMPS FOR LIQUIDS ETC	853 954	856 485	3 489 946	3 393 139	1 615 283	1 164 253
1 RECIPROCATING PUMPS NES	299 812	300 010	1 539 812	1 508 081	710 937	517 351
2 CENTRIFUGAL PUMPS NES	253 561	269 363	656 157	681 034	304 909	233 282
3 ROTARY PUMPS NES	101 255	93 957	437 795	364 038	203 123	125 122
8 OTHER PUMPS FOR LIQUIDS	31 865	31 410	114 296	112 658	53 112	38 851
9 PTS NES OF PUMPS OF 742	167 461	161 745	741 886	727 328	343 202	249 647
743 PUMPS NES, CENTRIFUGES ETC	1 874 833	1 814 842	4 726 199	4 541 189	2 187 192	1 559 696



4 IMPORTS AND EXPORTS (SPECIAL TRADE) BY GROUPS AND SUBGROUPS OF THE SITC-REV. II  
4.2 EXPORTS

GROUP / SUBGROUP	1986 DT = 100 KG	1985	1986 1 000 DM	1985	1986 1 000 \$	1985
1 PUMPS FOR GASES ETC	647 409	639 055	1 352 686	1 371 507	625 480	471 067
2 PUMP & COMPRESSR PTS NES	120 897	101 271	481 064	459 276	222 487	157 381
3 FREE-PSTN GEN FR GAS TUR	274	25	4 355	206	2 127	72
4 FANS,BLOWERS,ETC & PTS	229 612	223 673	630 981	615 918	292 196	211 702
5 CENTRIFUGES	81 853	85 929	425 749	395 386	197 035	136 713
6 GAS & LIQUID FILTERS ETC	553 790	534 431	1 203 021	1 113 695	557 350	381 354
9 PTS NES OF APP OF 7435,6	240 998	230 458	628 343	585 201	290 517	201 407
744 MECHANICAL HANDLING EQU	3 470 350	3 430 532	4 892 364	4 646 033	2 270 868	1 601 033
1 FORK LIFT TRKS,ETC & PTS	937 340	850 904	1 086 250	974 707	504 003	336 187
2 LIFTING,LOADING MACH NES	1 825 477	1 892 829	2 703 148	2 646 148	1 256 339	911 318
9 PTS NES OF MACHY OF 7442	707 533	686 799	1 102 966	1 025 178	510 526	353 528
745 NONELEC MACHY,TOOLS NES	1 353 172	1 335 773	5 854 369	5 583 421	2 715 250	1 921 659
1 POWER TOOLS NONELEC,PTS	90 190	94 263	601 637	627 182	278 692	215 764
2 OTH NONELEC MCHS,PTS NES	1 262 982	1 241 510	5 252 732	4 956 239	2 436 558	1 705 895
749 NONELEC MACH PTS,ACC NES	4 484 571	4 428 808	10 346 922	10 020 819	4 784 360	3 436 891
1 BALL,ROLLER,ETC BEARINGS	922 477	936 132	2 286 705	2 291 029	1 056 224	782 989
2 COCKS, VALVES ETC NES	995 167	994 973	3 392 776	3 366 259	1 569 461	1 156 869
3 SHAFT, CRANK, PULLEY ETC	1 805 574	1 735 500	2 971 913	2 799 783	1 374 838	960 332
9 OTH NONELEC MCHY PTS NES	761 353	762 203	1 695 526	1 563 748	783 837	536 701
751 OFFICE MACHINES	316 874	308 106	1 897 938	1 883 852	877 534	648 073
1 TYPEWRITERS CHEQUE-WRTS	113 790	129 843	643 696	792 474	295 298	273 408
2 CALCULATNG,ACCTG,ETC MCH	20 279	15 023	269 755	199 351	124 908	69 044
8 OFFICE MACHINES NES	182 805	163 240	984 467	892 027	457 328	305 621
752 AUTOMATIC DATA PROC EQUIP	419 220	352 119	7 610 066	7 446 360	3 526 941	2 575 426
1 ANALOG,HYBRID COMPUTERS	444	77	16 244	4 616	7 137	1 531
2 DIGITAL COMPUTERS	62 282	65 169	1 303 824	1 599 088	602 682	553 032
3 DIGITL CENTRL PROCESSORS	76 350	45 379	1 578 908	1 330 556	730 364	461 109
4 DIGITL CENTRL STOR UNITS	11 717	16 224	239 516	240 279	111 069	82 159
5 ADP PERIPHERAL UNITS	264 572	221 035	4 363 197	4 174 295	2 025 398	1 443 513
6 OFF-LINE DATA PROC EQUIP	3 855	4 235	106 375	97 524	50 291	34 084
759 OFFICE & ADP MCH PTS,ACC	192 478	177 487	4 943 001	4 838 154	2 291 567	1 661 001
1 OFFICE MACHINE PARTS NES	58 086	57 173	501 927	464 907	232 263	158 978
9 ACCTG,ETC,ADD MCH PTS,AC	134 392	120 314	4 441 074	4 373 287	2 059 304	1 502 023
761 TELEVISION RECEIVERS	684 078	600 352	2 105 463	1 845 257	978 189	641 323
1 COLOUR TV RECEIVERS	675 855	593 055	2 090 467	1 828 831	971 284	635 764
2 MONOCHROME TV RECEIVERS	8 223	7 297	14 996	16 426	6 905	5 555
762 RADIO BROADCAST RECEIVRS	113 005	99 973	736 136	670 299	340 864	229 857
1 MTR VENC RADIO RECEIVERS	32 569	30 844	495 870	464 684	228 453	158 887
2 PORTABLE RADIO RECEIVERS	27 039	19 368	111 368	90 514	51 662	30 885
8 OTHER RADIO RECEIVERS	53 397	49 761	126 898	115 101	60 749	40 085
763 SOUND RECORDRS,PHONOGRPH	217 543	184 686	2 173 096	1 785 968	1 007 387	626 740
1 ELECTRIC GRAMOPHONES ETC	22 439	23 589	91 564	88 190	42 643	30 376
8 OTHR SOUND APPARATUS ETC	195 104	161 097	2 081 512	1 697 778	964 744	596 364
764 TELECOM EQPT,PTS,ACC NES	528 003	552 409	5 719 884	5 721 149	2 657 089	1 970 067
1 LINE TELEPHONE,ETC EQUIP	57 033	72 197	1 271 784	1 368 566	589 910	469 635
2 MICROPH,LOUDSPKR,AMPLIFR	91 016	80 931	257 841	252 000	119 720	86 900
3 TV,RADIO TRANSMITTRS ETC	14 858	12 247	657 287	585 211	304 337	201 645
8 TELECOMM EQUIPMENT NES	8 868	6 170	613 890	525 957	286 485	182 519
9 PTS NES OF EQUIPMT OF 76	356 228	378 864	2 919 082	2 989 415	1 356 637	1 029 368
771 ELECTRIC POWER MACHY NES	892 766	855 613	1 812 186	1 760 355	841 709	606 884
1 TRANSFORMERS,ELECTRICAL	442 379	404 779	654 382	651 251	304 315	226 008
2 OTH ELEC POWER MACHY NES	450 387	450 834	1 157 804	1 109 104	537 394	380 876
772 SWITCHGEAR ETC & PTS NES	1 414 517	1 353 782	8 849 265	8 682 074	4 092 200	2 972 702
1 SWITCHGEAR ETC	1 363 025	1 306 836	7 387 644	7 077 478	3 415 632	2 427 723
2 PRINTED CIRCUITS,PTS NES	22 002	19 529	1 181 955	1 335 479	546 653	453 187
3 FIXED VARIABLE RESISTORS	29 490	27 417	279 666	269 117	129 915	91 792
773 ELECTR DISTRIBUTING MACH	1 853 438	1 971 305	2 046 758	2 125 146	945 124	729 188
1 INSULATED WIRE,CABLE	1 691 400	1 821 417	1 769 416	1 884 507	817 174	646 668
2 ELECTRC INSULATING EQUIP	162 038	149 888	277 342	240 639	127 950	82 520
774 ELECTRO-MEDCL,XRAY EQUIP	117 453	103 065	2 416 678	2 124 560	1 121 729	734 574
1 ELECTRO-MEDICAL EQUIPMNT	16 828	16 230	496 362	473 538	229 908	162 634
2 X-RAY APPARATUS	100 625	86 835	1 920 316	1 651 022	891 821	571 940
775 HOUSEHOLD TYPE EQUIP NES	3 533 848	3 162 123	4 804 165	4 304 065	2 226 859	1 484 124
1 HOUSEHOLD LDYR EQUIP NES	1 063 050	949 436	983 719	846 813	454 426	292 233



4 IMPORTS AND EXPORTS (SPECIAL TRADE) BY GROUPS AND SUBGROUPS OF THE SITC-REV. II  
4.2 EXPORTS

GROUP / SUBGROUP	1986 DT = 100 KG	1985	1986 1 000 DM	1985	1986 1 000 \$	1985
2 DOM REFRIGERATRS, FREEZRS	613 161	543 921	600 436	521 678	277 367	179 544
3 DOMSTC DISHWASHING MACHS	490 401	433 252	584 166	494 063	270 048	169 692
4 ELECTRIC SHAVERS, CLIPPERS	24 528	24 574	291 622	296 302	135 607	102 239
7 DOMESTIC ELECTRIC EQUI NES	413 542	379 511	822 284	763 283	381 980	262 375
8 ELECTRO-THERMIC APPL NES	929 166	831 429	1 521 938	1 381 926	707 431	477 841
776 TRANSISTORS, VALVES, ETC	528 708	525 109	3 890 612	4 285 954	1 800 719	1 451 341
1 TV PICTURE TUBES	320 164	396 780	401 758	473 983	186 026	160 304
2 OTH ELECTRONIC TUBES ETC	2 947	3 195	255 778	248 063	118 440	85 262
3 DIODES, TRANSISTORS, ETC	19 550	18 958	1 034 809	1 101 366	478 874	375 503
4 ELECTRONIC MICROCIRCUITS	16 803	17 307	1 872 805	2 139 248	866 854	720 432
8 ELCTRNC COMP PTS, CRYSTLS	167 244	88 869	325 462	323 294	150 525	109 840
778 ELECTRICAL MACHINERY NES	3 711 839	3 570 857	8 022 858	7 299 902	3 713 484	2 506 055
1 BATTERIES, ACCUMULATORS	1 021 197	1 014 314	827 729	835 695	383 264	287 720
2 ELECTRIC LAMPS, BULBS	334 018	306 861	1 013 088	858 070	467 610	294 236
3 AUTOMOTIVE ELECTRIC EQUIP	892 444	798 181	2 003 139	1 778 083	927 338	608 227
4 ELECTRO-MECH HAND TOOLS	272 985	277 096	1 030 595	1 016 374	476 418	348 289
8 OTH ELEC MACHY, EQUIP NES	1 191 195	1 174 405	3 148 307	2 811 680	1 458 854	967 583
781 PASS MOTOR VEH EXC BUSES	29 194 609	28 601 166	57 907 322	55 927 374	26 725 914	19 118 004
782 LORRIES, SPCL MTR VEH NES	6 111 056	6 167 772	7 247 276	7 054 723	3 358 311	2 425 791
1 LORRIES TRUCKS	5 436 104	5 514 532	6 293 145	6 085 648	2 912 170	2 089 820
2 SPECIAL MOTOR VEHCLS NES	674 954	673 240	954 131	969 075	446 141	335 971
783 ROAD MOTOR VEHICLES NES	1 064 632	1 298 226	1 741 198	2 013 722	798 480	683 709
1 BUSES	379 840	422 326	775 839	874 648	354 785	295 830
2 TRACTORS FOR TR-TRAILERS	684 792	875 900	965 359	1 139 074	443 695	387 879
784 MOTOR VEHCL PTS, ACC NES	15 249 118	14 660 507	19 641 665	18 918 121	9 092 857	6 463 186
1 MOTOR VEHICLE CHASSIS	179 336	186 651	327 314	355 302	150 832	121 345
2 MOTOR VEHICLE BODIES	90 360	124 562	114 211	139 306	52 773	47 871
8 OTHER MOTOR VEHCL PARTS	14 979 422	14 349 294	19 200 140	18 423 513	8 889 252	6 293 970
785 MOTOR & OTHER CYCLES ETC	381 958	440 077	698 512	724 029	321 184	246 831
1 MOTORCYCLES ETC	82 158	84 021	290 231	286 983	133 779	98 074
2 BICYCLES, ETC NON-MOTOR	121 343	150 469	139 389	151 523	63 549	51 693
3 INVAL CARR, CYCLE ETC PTS	176 457	205 587	268 892	285 523	123 856	97 064
786 VEH NES NONMOTR TRAILERS	2 372 034	2 449 268	1 833 587	1 754 867	845 073	599 726
1 TRAILERS, TRANSP CONTAINR	1 055 274	1 125 417	945 319	907 310	434 446	310 043
6 OTH NONMOTR VEHICLES ETC	1 316 760	1 323 851	888 268	847 557	410 627	289 683
791 RAILWAY VEHICLES	692 252	909 012	822 762	1 103 251	379 840	377 855
1 ELEC LOCOS NON-SELF-GEN	696	398	1 595	960	733	346
2 OTH RAIL LOCOMOTIVES ETC	56 696	106 209	92 375	216 367	41 189	76 140
3 MECHAN-PROPELLED RY CARS	21 930	57 879	49 827	143 218	23 186	49 403
4 PASSENGER CARS NOT POWRD	33 062	27 990	82 255	83 244	38 269	28 356
5 FRT, MAINT CARS NOT POWRD	215 238	152 952	124 476	80 316	57 579	27 436
9 RY TRACK FIXT, ETC, PTS	364 630	563 584	472 234	579 146	218 884	196 174
792 AIRCRAFT	66 314	84 774	6 163 507	9 972 523	2 822 967	3 342 930
1 HELICOPTERS	1 467	961	209 735	122 869	98 802	42 578
2 LIGHT AIRCRAFT NES	1 076	1 394	40 178	44 589	18 405	15 691
3 MEDIUM AIRCRAFT NES	1 535	2 370	180 960	252 711	83 894	83 778
4 HEAVY AIRCRAFT NES	28 990	47 048	3 629 009	7 130 350	1 648 844	2 377 571
6 AIRCRAFT NES, ASSOC EQUIP	1 297	1 962	23 017	33 719	10 601	11 589
9 AIRCRAFT PARTS, NES	31 949	31 039	2 080 608	2 388 285	962 421	811 723
793 SHIPS AND BOATS	8 886 397	13 024 514	1 653 954	1 871 186	763 375	631 540
1 WARSHIPS	-	-	-	-	-	-
2 SHIPS AND BOATS NON-WAR	4 564 383	5 174 039	1 323 936	1 371 631	609 482	455 732
3 VESSELS FOR BREAKING UP	3 739 726	7 327 442	88 622	234 968	40 371	83 748
8 SHIPS AND BOATS NES	562 288	523 033	241 396	264 587	113 522	92 060
801 INDUSTRIAL PLANT, CHAP 90	11 065	14 324	174 070	188 607	79 872	64 749
802 INDUSTRIAL PLANT, CHAP 94	2 075	3 639	3 431	13 333	1 574	4 496
812 PLUMB, HEATNG, LGHTNG EQU	1 194 447	1 146 640	1 485 202	1 402 304	689 035	483 254
1 CENTRAL HEATING EQUIPMNT	671 133	633 375	471 264	421 651	220 023	146 756
2 CERAMIC PLUMBING FIXTURES	154 530	148 292	122 035	113 435	56 195	38 734
4 LIGHTING EQUIPMENT	368 784	364 973	891 903	867 218	412 817	297 764
821 FURNITURE	7 386 631	7 114 933	5 863 764	5 396 761	2 714 423	1 853 917
1 CHAIRS, SEATS AND PARTS	1 410 720	1 322 304	1 859 165	1 668 249	858 664	571 986
2 MED FURN, STUFFD FURNSHGS	228 824	211 121	488 390	441 513	226 696	152 439
9 FURNITURE & FURN PTS NES	5 747 087	5 581 508	3 516 209	3 286 999	1 629 063	1 129 492



4 IMPORTS AND EXPORTS (SPECIAL TRADE) BY GROUPS AND SUBGROUPS OF THE SITC-REV. II  
4.2 EXPORTS

GROUP / SUBGROUP	1986 DT = 100 KG	1985	1986 1 000 DM	1985	1986 1 000 \$	1985
831 TRAVEL GOODS, HANDBAGS	172 499	177 017	438 826	434 989	203 554	149 791
842 MENS OUTERWEAR NOT KNIT	195 333	169 148	1 459 951	1 267 671	676 956	432 759
1 MENS OVERCOATS ETC	9 928	9 057	108 742	93 812	51 847	32 943
2 MENS SUITS	23 740	23 556	293 965	270 127	135 698	91 803
3 MENS TROUSERS, BREECHES	87 054	77 137	525 374	459 357	242 456	156 078
4 MENS JACKETS, BLAZERS ETC	21 268	16 807	261 306	205 104	120 980	70 105
9 OTHER MENS OUTERWEAR	53 343	42 591	270 564	239 271	125 975	81 830
843 WOMENS OUTERWEAR NONKNIT	293 543	275 224	3 581 739	3 357 750	1 651 266	1 142 744
1 WOMENS COATS & JACKETS	65 965	61 806	827 960	760 976	385 142	261 970
2 WOMENS SUITS & COSTUMES	17 499	19 377	311 570	292 555	141 416	97 563
3 WOMENS DRESSES	20 504	24 299	425 903	481 229	194 667	160 895
4 WOMENS SKIRTS	65 693	58 592	702 012	617 579	323 766	211 063
5 WOMENS BLOUSES	28 144	23 739	537 762	470 737	248 184	160 961
9 OTHER WOMENS OUTERWEAR	95 738	87 411	776 532	734 674	358 091	250 292
844 UNDERWEAR NOT KNIT	40 732	37 102	255 995	240 146	118 378	81 783
1 MENS SHIRTS NOT KNITTED	35 681	33 067	226 236	213 300	104 552	72 509
2 OTH MENS UNDERWEAR NONKN	1 766	1 462	7 007	6 060	3 253	2 110
3 WOMENS UNDERWEAR NONKNIT	3 285	2 573	22 750	20 786	10 573	7 164
845 OUTERWEAR KNIT NONELASTC	171 580	145 186	1 608 697	1 467 845	744 794	501 389
1 JERSEYS, PULLOVERS KNITT	89 076	76 365	853 410	812 733	395 836	279 591
2 WOMENS DRESSES KNITTED	33 993	25 954	362 518	292 470	168 743	99 162
9 OTHER OUTERWEAR KNITTED	48 511	42 867	392 769	362 642	180 215	122 636
846 UNDERWEAR KNITTED	153 126	149 548	824 444	793 348	381 498	271 354
1 UNDERWEAR KNITTED OF WOOL	3 653	3 449	37 840	36 618	18 001	13 749
2 UNDERWEAR KNITTED OF COTTON	73 772	69 172	403 479	383 552	186 233	130 207
3 UNDERWEAR KNITTED SYN FIBR	57 568	59 442	218 049	213 256	101 099	73 214
4 UNDERWEAR KNITTED OTH FIBR	2 486	2 307	12 347	11 693	5 746	4 022
5 CORSETS, GARTERS, ETC	15 647	15 176	152 729	146 229	70 419	50 161
847 TXTL CLTHNG ACCESRYS NES	78 674	68 401	468 711	424 992	218 319	147 126
1 TXTL CLTHNG ACSRY NONKNIT	34 255	30 712	254 607	236 411	119 218	82 412
2 CLTHNG ACCESRYS ETC KNIT	44 419	37 689	214 104	188 581	99 101	64 716
848 HEADGEAR, NONTXTL CLOTHNG	82 346	79 055	817 180	829 274	382 026	287 520
1 LEATHER CLOTHES, ACCESRYS	18 352	18 485	279 440	297 686	130 261	102 520
2 PLASTIC RUBBER CLOTHING	42 369	35 870	121 919	104 374	56 231	35 896
3 FUR ETC CLOTHES, PROD	9 720	13 622	340 790	356 985	160 644	124 851
4 HEADGEAR	11 905	11 078	75 031	70 229	34 890	24 253
851 FOOTWEAR	248 529	269 871	1 298 023	1 376 800	597 272	474 797
871 OPTICAL INSTRUMENTS	24 863	26 291	906 107	999 750	418 906	346 711
872 MEDICAL INSTRUMENTS NES	225 992	225 495	2 605 477	2 488 572	1 206 853	859 792
873 METERS & COUNTERS NES	64 673	66 544	344 373	332 310	158 799	114 020
1 GAS SUPPLY METERS ETC	56 115	57 215	209 412	197 060	96 727	67 747
2 COUNTING DEVICES NONELEC	8 558	9 329	134 961	135 250	62 072	46 273
874 MEASURING, CONTROLLING INSTR	589 977	563 834	9 112 348	8 687 769	4 227 030	2 990 234
1 SURVEYING INSTRUMENTS	8 925	8 469	178 597	158 101	82 917	54 693
2 MEASURING, DRAW ETC INST PTS	89 482	90 146	542 957	502 703	251 305	172 649
3 GAS, LIQUID CONTROL INSTR	99 395	97 794	838 508	812 398	388 148	278 400
4 INSTR. NON-MECH, NON-ELECT	15 845	17 849	206 643	212 982	95 808	73 549
5 MEAS. CONTRL, SCI INST NES	58 097	53 367	496 833	477 154	230 534	164 577
6 ELEC MEAS, CONTRL EQU NES	226 392	205 270	5 458 247	4 996 653	2 534 706	1 725 234
9 INSTR PARTS, ACCESSORIES	91 841	90 939	1 390 563	1 527 778	643 612	521 132
88 PHOTO APPAR & EQUIPT NES	150 506	160 617	1 392 673	1 490 434	645 083	511 242
1 CAMERAS STILL, FLASH APP	38 422	47 100	570 624	656 560	264 386	224 449
2 CINEMA CAMERAS, PROJ, ETC	4 960	6 232	142 081	157 021	66 034	53 761
3 OTH PHOTO, CINE EQUIP NES	107 124	107 285	679 968	676 853	314 663	233 032
882 PHOTO, CINEMA SUPPLIES	983 521	925 245	2 055 102	2 121 991	947 888	724 757
1 CHEM PHOTO GOODS, RETAIL	314 053	311 773	233 560	226 382	107 952	77 430
2 PHOTO FILM EXC DEV CINMA	669 468	613 472	1 821 542	1 895 609	839 936	647 327
883 DEVELOPED CINEMA FILM	1 135	922	14 275	15 646	6 630	5 496
884 OPTICAL GOODS NES	22 878	22 787	1 225 636	1 192 599	567 587	408 900
1 OPTICAL ELEMENTS	12 096	11 688	631 816	587 919	292 799	201 923



4 IMPORTS AND EXPORTS (SPECIAL TRADE) BY GROUPS AND SUBGROUPS OF THE SITC-REV. 11  
4.2 EXPORTS

GROUP / SUBGROUP	1986 DT = 100 KG	1985	1986 1 000 DM	1985	1986 1 000 \$	1985
2 SPECTACLES AND FRAMES	10 782	11 099	593 820	604 680	274 788	206 977
885 WATCHES AND CLOCKS	134 701	140 923	1 306 963	1 317 650	606 910	454 159
1 WATCHES, MOVEMENTS, CASES	2 853	3 017	347 363	378 588	161 700	130 175
2 CLOCKS, CLOCK & WATCH PTS	131 848	137 906	959 600	939 062	445 210	323 984
892 PRINTED MATTER	5 182 585	4 800 641	4 265 379	4 023 532	1 979 189	1 386 047
1 PRINTED BOOKS, GLOBES, ETC	679 940	645 725	1 068 368	1 008 195	496 553	347 038
2 NEWSPAPERS, PERIODICALS	1 588 556	1 346 255	1 159 132	1 042 488	535 300	356 720
4 PICTURE POSTCARDS ETC	75 841	68 924	147 801	146 896	68 317	50 651
8 PRINTED MATTER NES	2 838 248	2 739 737	1 890 078	1 825 953	879 019	631 638
893 ARTICLES OF PLASTIC NES	5 589 733	5 194 622	5 578 911	5 138 764	2 582 399	1 762 715
1 PLSTC PACKG CONTNRS, LIDS	2 162 755	1 908 229	1 542 409	1 424 272	713 664	488 146
2 PLSTC SANITRY, TOILET ART	100 674	94 232	168 923	149 101	78 308	51 303
3 PLASTIC ORNAMENTS	13 059	16 179	55 874	69 662	25 767	23 776
5 PLASTC ELEC LIGHT ARTICL	122 604	118 720	203 298	192 426	94 021	66 151
9 MISC PLASTIC ARTICLES	3 190 641	3 057 262	3 608 407	3 303 303	1 670 639	1 133 339
894 TOYS, SPORTING GOODS, ETC	920 669	856 645	1 741 910	1 704 596	812 302	557 845
1 BABY CARRIAGES, PTS NES	25 965	25 617	35 583	33 439	16 387	11 384
2 TOYS, INDOOR GAMES	580 482	509 762	1 113 195	1 018 683	522 313	354 546
6 NON-MILITARY ARMS & AMMO	50 480	56 104	145 265	175 703	67 292	60 323
7 OTH SPORT GDS, FAIR AMUSM	263 742	265 162	447 867	476 771	206 310	161 552
895 OFFICE SUPPLIES NES	281 545	274 208	1 021 385	984 204	472 214	336 975
1 BASE MTL OFFICE SUPPLIES	50 425	51 009	47 292	46 586	21 796	15 894
2 PENS, PENCILS, FOUNTN PENS	137 424	134 255	678 142	664 148	313 833	227 693
9 OTHER OFFICE SUPPLIES	93 696	88 944	295 951	273 470	136 585	93 388
896 WORKS OF ART ETC	9 267	7 194	732 439	782 698	338 127	264 026
897 GOLD, SILVER WARE, JEWELRY	10 131	10 304	1 235 894	1 331 017	573 583	457 680
2 IMITATION JEWELLERY	8 762	9 098	220 914	197 887	102 516	68 263
3 PREC JEWELRY, GLD-SILVWARE	1 055	925	883 410	1 007 160	410 155	346 244
4 PREC MTL INDUS, LAB EQUIP	314	281	131 570	125 970	60 912	43 183
898 MUSICAL INSTRUMENTS, PTS	702 763	624 978	2 739 490	2 502 041	1 271 379	861 960
1 PIANOS & OTH STRING INST	34 757	36 860	168 305	173 294	78 116	59 911
2 MUSICAL INSTRUMENTS NES	17 077	18 650	126 041	131 405	58 676	45 437
3 SOUND RECRDNG TAPE, DISCS	634 991	554 113	2 320 625	2 078 246	1 076 819	715 757
9 MUSICL INSTR PTS, ACCESSRY	15 938	15 355	124 519	119 096	57 768	40 855
899 OTHER MANUFACTURED GOODS	566 957	547 130	1 362 846	1 315 789	631 733	451 815
1 CARVED, MOULDED GOODS	5 244	5 117	22 624	27 945	10 449	9 505
3 COMBUSTIBLE PRODUCTS ETC	217 149	190 523	166 590	148 919	77 760	51 364
4 UMBRELLAS, CANES ETC	71 118	75 126	72 063	72 033	33 064	24 486
6 HEARING, ORTHOPAEDIC AIDS	9 839	9 796	362 731	337 631	167 872	116 059
7 BASKETWORK, BROOMS ETC	150 230	140 182	297 179	271 217	137 897	92 949
8 SMALLWARES, TOILETRY ETC	70 547	75 304	327 035	327 933	151 529	112 302
9 OTHER MANUF GOODS NES	42 830	51 082	114 624	130 111	53 162	45 150
911 MAIL NOT CLASSED BY KIND 1)	-	-	-	-	-	-
931 SPECIAL TRANSACTIONS 2)	7 289 614	7 765 717	9 570 949	9 524 578	4 428 401	3 290 062
941 ZOO ANIMALS, PETS	5 034	3 709	17 419	15 685	7 998	5 370
951 WAR FIREARMS, AMMUNITION	16 019	18 443	134 426	137 066	62 551	47 311
961 COIN NONGOLD, NONCURRENT 1)	20 797	33 736	29 147	43 320	13 123	15 382
971 GOLD, NON MONETARY NES	2 028	2 498	1 697 991	1 483 076	791 316	498 829
972 GOLD COIN 1)	89	94	232 449	306 615	107 780	104 709
TOTAL	1 700 689 798	1 739 701 209	526 363 011	537 164 225	243 303 019	163 937 414

1) INTRODUCTION, CIPHER 2.3 2) INCL. COMPLETE INDUSTRIAL PLANT N.E.S.



5 IMPORTS AND EXPORTS (SPECIAL TRADE) BY CONTINENTS AND COUNTRIES  
(COUNTRIES OF PRODUCTION AND CONSUMPTION)

COUNTRY	IMPORTS				EXPORTS			
	1986 1 000 DM	1985	1986 1 000 \$	1985	1986 1 000 DM	1985	1986 1 000 \$	1985
EUROPE	298518849	326403253	137711713	111665234	385046740	383420687	178015043	131279977
FRANCE	47083457	49279839	21729877	16823695	62331292	64000790	28750181	21842514
BELGIUM LUX	29249597	29111964	13511742	9979459	37171902	36967243	17175361	12641430
NETHERLANDS	47798109	58277121	21942943	19935411	45457694	46254462	21008273	15820361
ITALY	38091662	37154814	17621661	12731821	42878699	41794855	19816971	14275745
UNITD KINGDOM	29757660	37163945	13684876	12642623	44599625	45967428	20588067	15748868
IRELAND	3101334	3141451	1435792	1070749	2528242	2617554	1169714	894691
DENMARK	7658895	8017671	3550686	2749124	12214641	11810244	5648211	4063604
GREECE	3281622	3259216	1522448	1118618	5212841	5454340	2414643	1864650
PORTUGAL	2610579	2586270	1207378	882353	2923130	2642015	1357380	903783
SPAIN	7387452	7672066	3414258	2641231	12135536	9755785	5624769	3343893
CANARY IS	87960	95519	39157	31000	320171	243491	148985	83490
CEUTA MEL	51	82	23	25	32150	19970	14873	6825
ICELAND	261913	244865	121340	83744	294720	303421	137034	103657
FAROE IS	71168	68618	33284	23662	8976	23295	4090	8122
NORWAY	6598721	11006605	3028457	3743384	7103393	6797307	3274177	2345081
SWEDEN	9984041	10869991	4608267	3720869	14746780	14733588	6835108	5040887
FINLAND	3940199	4294986	1819058	1464882	5506370	5547152	2549104	1900694
SWITZERLAND	18494050	17164323	8571943	5895070	31033161	28855695	14372996	9896904
AUSTRIA	16383387	15350473	7589193	5264684	28118543	27394566	13030270	9393802
ANDORRA	4876	5956	2213	2050	51645	41767	24047	14538
GIBRALTAR	1056	259	484	89	18105	34476	8108	11715
VATICAN CITY	1937	2060	926	716	5550	2576	2624	885
MALTA	384440	401728	178001	137291	358332	379084	165942	129675
YUGOSLAVIA	4906581	4773846	2262178	1636803	6422178	6215115	2988376	2149185
TURKEY	3100702	2907701	1434905	989524	4009044	4212418	1852341	1452440
SOVIET UNION	9298520	13628521	4248016	4686066	9373500	10527223	4319118	3602641
POLAND	2596426	3080387	1201818	1059456	2449180	2834355	1136700	972829
CZECHOSLOVA	2197211	2505449	1017346	858524	2293607	3242933	1075920	814004
HUNGARY	2082219	2241161	963759	771703	2996788	3062593	1384010	1053220
ROMANIA	1659121	1593760	764067	545255	747315	915544	341763	316645
BULGARIA	398972	463930	184869	162024	1668506	1640955	778022	567507
ALBANIA	44931	38676	20748	13329	38724	46447	17865	15668
AFRICA	16629616	28717319	7596956	9738107	16109689	20097376	7432175	6856704
MOROCCO	591155	602455	272245	203724	654656	645496	302214	221400
ALGERIA	1916951	4111823	870782	1402215	1801780	2898442	823556	989370
TUNISIA	651932	605469	301870	205288	802708	933765	368834	319712
LIBYA	2154904	6274725	972780	2122685	1107775	1540617	512381	516081
EGYPT	428637	1576469	196528	519700	2513177	3149881	1155856	1084621
SUDAN	63929	95429	29536	32358	188181	329170	87612	114165
MAURITANIA	28013	42112	12767	14389	45286	67839	21061	23999
MALI	20507	40665	9215	13809	65372	78949	30323	26864
BURKINA FASO	5586	11311	2696	3650	28725	27212	13341	9329
NIGER	13648	247	6552	87	35014	40835	15893	13821
CHAD	23559	34502	10623	11146	17930	14264	7872	5042
CAPE VERDE	361	146	162	51	9870	12862	4672	4443
SENEGAL	16043	20470	7479	6827	104672	111402	48486	37993
GAMBIA	1270	438	609	150	24025	19564	10994	6624
GUIN BISSAU	48	162	21	56	5807	8782	2719	2817
GUINEA	145961	208603	66939	71159	46284	50785	21659	16963
SIERRA LEONE	85079	78894	39197	26273	36184	40416	16390	13930
LIBERIA	479783	554231	219901	189875	103542	173739	47568	59842
IVORY COAST	863312	971902	393332	330772	193822	182453	89496	62899
GHANA	222886	155377	104335	53014	212506	190484	97991	64959
TOGO	47673	39184	21747	13247	95279	98798	44284	33594
BENIN	83868	109594	39109	36551	35731	31261	16445	10943
NIGERIA	2780421	6343062	1253807	2144924	1447671	1893520	668545	648843
CAMEROON	418708	681381	194293	227473	296884	305202	136802	108027
CENT AFR REP	26037	21109	11834	7420	13287	16809	6234	5758
EQUAT GUINEA	23452	13516	10629	4755	4618	2132	2118	759
S TOME PRINC	5232	7526	2457	2831	696	2242	332	719
GABON	33857	117525	15959	43075	78087	141789	35348	47664
CONGO	36386	108359	16664	35009	39495	75705	18105	25760
ZAIRE	484163	616576	223507	209447	221374	258231	102310	88517
RWANDA	207300	226562	95561	80072	54906	56069	25425	19055
BURUNDI	173099	164813	78301	56612	51354	55811	23680	19315
ST HELENA	64	3	29	1	14	87	6	29
ANGOLA	26324	46811	11690	17370	94559	206153	43205	71264
ETHIOPIA	258518	191754	121102	66042	279278	273810	128720	92938
DJIBOUTI	130	923	61	283	8392	19920	3886	7347
SOMALIA	2326	1553	1071	545	58377	51699	27262	17803
KENYA	432425	477877	201863	159101	354341	331256	164706	113415
UGANDA	76202	99016	34758	33752	73730	49952	34638	16844
TANZANIA	250968	162853	112073	54759	136697	177408	63450	60581
SEYCHELLES	132	280	58	89	4374	6704	2011	2262
BRIT IND OC	21	-	9	-	231	44	107	14
MOZAMBIQUE	5170	11780	2397	3986	70297	32118	33233	10902
MADAGASCAR	56960	71583	26134	24187	48684	57593	22741	19706
REUNION	6460	10069	2984	3455	44425	34756	20750	11793
MAURITIUS	123254	94970	57456	33716	67915	61597	31346	21190
COMOROS	3195	4039	1474	1418	1949	1461	929	527
MAYOTTE	-	-	-	-	38	111	16	40
ZAMBIA	25016	67100	11089	22674	76636	100975	35238	34702
ZIMBABWE	287836	323793	131906	109759	182075	153523	83627	52242
MALAWI	81807	85312	37848	29436	48864	41122	22824	14426
REP S AFRICA	2881240	3162679	1325484	1084904	4191021	4997172	1940675	1689982
BOTSWANA	42277	39992	19758	13564	16139	33429	7506	10816
SWAZILAND	33264	26959	15255	9286	3106	4469	1400	1658



5 IMPORTS AND EXPORTS (SPECIAL TRADE) BY CONTINENTS AND COUNTRIES  
(COUNTRIES OF PRODUCTION AND CONSUMPTION)

COUNTRY	IMPORTS				EXPORTS			
	1986 1 000 DM	1985	1986 1 000 \$	1985	1986 1 000 DM	1985	1986 1 000 \$	1985
LESOTHO	2255	3336	1018	1134	11849	7491	5357	2395
AMERICA	43951441	54630635	20270280	18599412	71479877	72472186	33034688	24853577
USA	26663535	32341463	12396974	10986315	55206055	55533398	25511183	19042007
CANADA	3371950	3845469	1552406	1311066	5285354	5474596	2438975	1877017
GREENLAND	38116	48449	17857	17461	1804	1467	818	482
ST PIERRE	5854	1341	2592	433	619	1797	261	665
MEXICO	746499	978384	344609	334122	1920801	2382636	878946	816820
BERMUDA	2119	189800	947	67904	39308	20751	18059	7256
GUATEMALA	150386	136894	68878	45899	116789	173736	53804	59070
BELIZE	470	361	233	116	1027	1975	468	668
HONDURAS	133263	226391	61859	76099	47979	68679	22127	23372
EL SALVADOR	308606	320264	142597	109304	73526	100956	33936	34117
NICARAGUA	82578	98082	37889	33965	40064	44711	18723	15570
COSTA RICA	277176	245097	127866	83251	117777	145208	54378	49630
PANAMA	239272	284316	110181	96181	172956	250351	79797	82676
CUBA	41043	61397	19071	20252	237461	310554	105929	105225
ST CHRISTOPH	54	-	25	-	181	-	88	-
HAITI	32272	39630	14797	13310	27936	35464	12876	11929
BAHAMAS	23307	28752	10693	9426	39340	73790	18487	25967
TURKS CAICOS	-	218	-	70	402	521	189	183
WEST INDIES	1603	872	743	300	2679	2657	1194	876
DOMINIC REP	28645	63942	13234	21322	100963	124595	46741	42773
AM VIRGIN IS	40	70	19	24	8214	11596	3753	4052
GUADELOUPE	2340	913	1071	326	34759	24358	16177	8282
ANTIGUA	47	2	20	1	2864	3414	1305	1184
DOMINICA	30	343	12	113	1509	1083	692	357
MARTINIQUE	32968	31310	15299	10822	32598	27997	15129	9581
CAYMAN IS	230	3399	102	1102	3352	3392	1594	1185
JAMAICA	19135	26679	8683	9087	37523	41596	17253	14045
ST LUCIA	245	494	114	161	1883	2290	864	770
ST VINCENT	243	36	119	11	2289	6163	1052	2000
BARBADOS	2695	4016	1241	1331	55852	30957	24991	10984
TRINIDAD TOB	34159	25403	15582	8692	117708	81703	53758	28801
GRENADA	8023	7368	3754	2497	2099	2086	966	677
NETH ANTILL	8441	26474	3884	8880	98395	67731	46571	23115
COLOMBIA	2136426	1561502	995486	531475	607594	716704	279101	243512
VENEZUELA	1494508	3494158	676513	1187340	1062674	1040953	492734	357518
GUYANA	39280	56492	18013	19270	10383	7091	4872	2321
SURINAME	83053	79706	38028	27815	15395	22608	7073	7728
FRENCH GUIAN	954	6981	418	2353	17516	8829	8187	3012
ECUADOR	260328	271139	119132	92780	368666	390532	168831	134306
PERU	422025	463586	194526	157844	407915	359849	191612	121611
BRAZIL	4396674	6365419	2018473	2179948	2759264	2475021	1291040	848347
CHILE	1032565	1232681	475961	421854	570774	614318	264940	210191
BOLIVIA	27713	102264	12657	33792	55239	85460	25890	29203
PARAGUAY	51596	119306	23840	41507	106441	74772	50411	25824
URUGUAY	188456	167998	87312	57808	152961	160051	71548	54304
ARGENTINA	1362454	1671666	636538	575748	1512870	1463731	697312	514345
FALKLAND IS	65	108	32	35	119	59	53	19
ASIA	51402934	50155609	23767952	17151871	47882608	54094348	22135944	18518386
CYPRUS	67265	64877	30593	21758	353470	358304	164979	122464
LEBANON	15313	22869	7143	7716	311076	383349	143668	131197
SYRIA	221392	840861	102044	291571	460957	837209	211135	286840
IRAQ	227588	366836	107012	118757	1435626	2452355	650254	842148
IRAN	1125723	1831679	517228	642024	3272375	4841705	1499098	1646329
ISRAEL	1184219	1311433	544313	443258	2420503	2300971	1122817	787643
JORDAN	29563	50473	13603	17163	397978	584318	183203	200181
SAUDI ARABIA	1893786	2185641	870663	751856	3370108	5235449	1548013	1778241
KUWAIT	377405	740721	169924	250094	1043531	1482874	479314	506541
BAHRAIN	69181	51697	31341	18590	281410	296026	131658	100822
QATAR	4466	5120	2002	1754	189827	299995	86635	104057
ARAB EMIRAT	97645	235046	45341	77075	1058154	1251369	487627	428488
OMAN	14584	25565	6898	8543	371289	577238	168110	197767
NORTH YEMEN	3127	5658	1457	1933	148775	249951	68390	85700
SOUTH YEMEN	1394	59480	627	20736	39119	63432	17955	21636
AFGHANISTAN	66395	72009	31121	24662	49481	62515	22629	21326
PAKISTAN	492599	516628	226735	174937	1110267	1211691	507958	416391
INDIA	1410814	1471730	647397	496734	3370596	3377305	1566744	1157005
BANGLADESH	70544	82122	32786	27795	214208	292707	98761	101326
MALDIVES	1527	2831	682	965	8575	6090	4010	2125
SRI LANKA	228588	249963	106186	85352	166430	215969	76678	74168
NEPAL	52986	45942	24539	15760	23166	37519	10524	12812
BHUTAN	1	83	-	26	21217	1737	10054	615
BURMA	27555	32367	12543	11176	103593	225526	47466	75421
THAILAND	1354379	1541954	622866	521156	934591	1173948	432090	402267
LAOS	568	2085	261	721	1839	1600	828	532
VIETNAM	18522	15605	8418	5345	20467	23647	9477	7765
KAMPUCHEA	10	-	4	-	207	526	77	175
INDONESIA	861165	1122665	396596	382681	1676466	1729870	778046	588526
MALAYSIA	1433106	1937676	660587	659437	801335	1052013	370075	356847
BRUNEI	2003	1899	909	689	23633	18637	10894	6357
SINGAPORE	1368861	1265746	638686	432868	1802640	2306201	833467	777340
PHILIPPINES	930396	1002374	430628	341925	597911	488764	277772	168296
MONGOLIA	2692	11999	1244	3844	4305	8094	1927	2953
CHINA	2703303	2556144	1250338	871848	6221063	6428836	2879023	2229599



5 IMPORTS AND EXPORTS (SPECIAL TRADE) BY CONTINENTS AND COUNTRIES  
(COUNTRIES OF PRODUCTION AND CONSUMPTION)

COUNTRY	IMPORTS				EXPORTS			
	1986 1 000 DM	1985	1986 1 000 \$	1985	1986 1 000 DM	1985	1986 1 000 \$	1985
NORTH KOREA	154669	173908	70317	61782	82575	70430	38851	24422
SOUTH KOREA	3080405	2556655	1431585	867751	2563742	2012096	1195106	689437
JAPAN	24030429	20719796	11114113	7117858	8706684	7886372	4039887	2706022
TAIWAN	3274449	2968735	1519816	1010651	2179741	2084070	1012867	715675
HONG KONG	4169945	3709567	1935393	1261249	2036958	2155896	944645	738893
MACAO	334352	297170	154011	101831	6720	5744	3232	2037
AUSTRALIA AND OCEANIA	2989503	3623206	1387709	1239909	4783230	5450084	2202420	1871523
AUSTRALIA	1745462	2112052	809032	716498	4007049	4587231	1844240	1575663
PAPUA NEW G	752495	648996	350483	297799	40925	34140	18749	11829
AUST OCEANIA	283	543	134	178	1249	2390	573	811
NAURU	32	-	15	-	167	44	74	12
NEW ZEALAND	404679	488212	188017	166574	616253	728867	283953	249568
SOLOMON IS	5954	5806	2761	1928	7185	1110	3477	377
TUVALU	24	8	12	2	22	68	9	24
AMER OCEANIA	8	532	4	162	14363	10062	6576	3700
NEW CALEDON	49655	115412	23081	39540	27081	11771	12604	4078
WALLIS FUTUN	-	-	-	-	36	49	16	16
KIRIBATI	950	1724	441	590	336	464	149	158
PITCAIRN	-	-	-	-	-	14	-	4
N ZEAL OCEAN	1043	475	470	170	686	509	311	169
FIJI	6116	2107	2782	727	8082	7912	3735	2730
VANUATU	18626	44332	8537	14762	1542	674	726	222
TONGA	130	9	64	3	389	1881	183	593
WEST SAMOA	2719	1309	1257	444	5251	1651	2519	566
FR POLYNESIA	778	591	355	200	51027	53741	23740	18165
POLAR REG	545	1098	264	332	1585	7506	784	2838
MISCELLANEOUS	252088	280970	117716	97516	1060867	1629544	482745	557247
SHIPS SUPPL	251985	280892	117666	97490	1060867	1629544	482745	557247
UNID COUNTR	99	78	50	26	-	-	-	-
TOTAL	413744431	463810992	190852326	158492049	526363011	537164225	243303019	183937414



6 IMPORTS AND EXPORTS (SPECIAL TRADE) BY GROUPS OF THE SITC-REV. 11 AND B\* COUNTRIES OF PRODUCTION AND CONSUMPTION 1986

GROUP COUNTRY	DT = 100 KG	1 000 DM	1 000 \$	GROUP COUNTRY	DT = 100 KG	1 000 DM	1 000 \$
001 LIVE ANIMALS 1)							
IMPORTS	1 563 826	525 655	243 045	SWEDEN	7 355	2 862	4 216
FRANCE	129 097	86 509	40 684	FINLAND	5 175	1 367	612
BELGIUM LUX	58 371	25 718	11 710	SWITZERLAND	9 752	1 827	818
NETHERLANDS	1 048 382	303 101	139 446	AUSTRIA	71 295	22 122	10 252
ITALY	279	982	450	YUGOSLAVIA	20 727	11 205	5 194
UNITED KINGDOM	18 621	12 435	5 780	POLAND	147 123	99 273	47 448
IRELAND	251	526	252	CZECHOSLOVAKIA	96 760	72 998	34 403
DENMARK	41 846	12 925	6 001	HUNGARY	232 243	100 142	46 989
SPAIN	422	456	215	ROMANIA	39 002	22 124	10 394
ICELAND	380	325	158	BULGARIA	1 306	951	463
SWEDEN	219	461	214	ZIMBABWE	16 036	16 804	7 810
SWITZERLAND	8 398	3 843	1 763	REP. S. AFRICA	11 517	7 812	3 657
AUSTRIA	64 131	19 015	8 773	BOTSWANA	47 373	33 563	15 755
SOVIET UNION	2 709	851	412	SWAZILAND	25 054	17 552	8 007
POLAND	103 924	33 094	15 274	USA	24 020	10 798	5 020
CZECHOSLOVAKIA	9 985	3 204	1 475	CANADA	2 310	1 214	594
HUNGARY	55 858	18 655	8 761	MEXICO	574	495	235
USA	385	2 408	1 126	CAYMAN IS.	425	193	84
CANADA	290	614	284	BRAZIL	124 436	98 120	44 748
ARGENTINA	116	230	104	PARAGUAY	1 922	1 120	515
EXPORTS	2 232 939	978 049	452 509	URUGUAY	42 335	25 433	11 441
FRANCE	195 182	77 048	35 759	ARGENTINA	326 972	320 453	148 681
BELGIUM LUX	424 063	143 066	66 151	ISRAEL	1 507	3 052	423
NETHERLANDS	497 247	195 120	91 578	BANGLADESH	440	454	206
ITALY	527 542	266 676	123 087	THAILAND	8 145	6 009	2 759
UNITED KINGDOM	1 164	2 611	1 213	INDONESIA	376	403	182
IRELAND	111	1 229	555	CHINA	1 230	1 584	730
DENMARK	1 892	2 632	1 224	HONG KONG	202	212	105
GREECE	1 243	1 106	509	AUSTRALIA	53 412	30 829	14 247
PORTUGAL	32 159	13 642	6 249	NEW ZEALAND	143 421	82 255	38 144
SPAIN	235 626	97 585	44 862	EXPORTS	6 897 554	3 134 146	1 449 231
CANARY IS.	3 744	1 295	616	FRANCE	1 191 802	751 262	347 678
NORWAY	82	184	86	BELGIUM LUX	187 656	38 047	17 553
SWEDEN	296	435	209	NETHERLANDS	195 494	80 000	37 095
FINLAND	287	1 243	589	ITALY	1 856 270	1 174 036	543 148
SWITZERLAND	4 349	10 988	5 060	UNITED KINGDOM	136 844	55 153	25 516
AUSTRIA	2 036	2 747	1 719	DENMARK	92 529	55 924	26 147
YUGOSLAVIA	1 005	4 270	1 935	GREECE	882 344	527 309	244 445
TURKEY	746	973	426	PORTUGAL	71 589	33 929	15 881
SOVIET UNION	20 587	11 326	5 292	SPAIN	59 518	22 416	10 375
POLAND	842	334	167	CANARY IS.	3 775	2 679	1 277
CZECHOSLOVAKIA	2 741	1 611	719	CEUTA MEL	1 279	666	292
HUNGARY	173	266	136	NORWAY	735	368	160
BULGARIA	2 546	2 040	1 006	SWEDEN	36 215	2 039	937
MOROCCO	56 705	15 795	8 747	FINLAND	118	267	124
ALGERIA	50 392	20 581	9 181	SWITZERLAND	13 525	9 469	4 437
TUNISIA	63 422	20 365	9 335	AUSTRIA	20 820	5 226	2 441
LIBYA	10 175	3 425	1 652	GIBRALTAR	1 605	620	281
EGYPT	911	4 780	2 214	MALTA	1 294	459	231
SUDAN	99	386	179	YUGOSLAVIA	154 444	30 175	14 047
NIGERIA	9	97	44	TURKEY	34 230	7 515	3 445
BURUNDI	11	106	52	SOVIET UNION	356 181	50 623	22 184
REP. S. AFRICA	30	197	92	POLAND	21 951	5 697	2 604
USA	2 424	7 771	3 583	CZECHOSLOVAKIA	5 641	577	289
CANADA	744	1 955	910	HUNGARY	106 517	18 560	8 792
COLOMBIA	80	601	277	ROMANIA	401 922	60 957	27 027
VENEZUELA	19	924	430	BULGARIA	14 752	2 428	1 138
PERU	28	215	95	TUNISIA	12 899	2 655	1 247
BRAZIL	155	3 760	1 721	LIBYA	1 701	1 042	492
CHILE	11	145	69	EGYPT	443 244	81 748	37 615
BOLIVIA	16	308	144	MALI	192	164	77
PARAGUAY	26	135	65	GUINEA	1 461	165	76
ARGENTINA	183	1 124	516	IVORY COAST	42 742	4 135	1 891
LEBANON	523	470	216	GHANA	1 171	250	112
SYRIA	146	889	416	TOGO	20 436	1 809	820
IRAQ	219	1 417	619	CAMEROON	3 478	336	157
IRAN	10 741	9 500	4 341	GABON	13 977	2 008	907
ISRAEL	2 762	1 172	576	CONGO	1 361	208	96
JORDAN	6 580	2 553	1 116	ZAIRE	61 698	6 352	2 913
SAUDI ARABIA	42 810	18 294	8 453	ANGOLA	274	165	78
KUWAIT	15 331	2 454	2 656	COMOROS	4 077	389	181
QATAR	2 701	1 112	544	REP. S. AFRICA	31 575	8 306	4 069
ARAB EMIRAT	2 164	1 368	660	BAHAMAS	1 294	417	200
NORTH YEMEN	982	1 269	569	BRAZIL	143 058	20 007	9 724
PAKISTAN	266	2 869	1 307	LEBANON	31 071	4 004	1 840
SRI LANKA	12	184	88	IRAQ	15 357	4 488	1 968
INDONESIA	31	652	304	IRAN	91 152	24 628	11 383
MALAYSIA	56	627	291	JORDAN	22 214	5 849	2 686
PHILIPPINES	53	342	164	SAUDI ARABIA	43 320	11 923	5 408
CHINA	140	1 596	733	KUWAIT	16 260	4 516	2 099
SOUTH KOREA	56	575	263	BAHRAIN	1 946	937	415
JAPAN	139	1 194	555	QATAR	215	115	54
TAIWAN	7	119	56	ARAB EMIRAT	3 178	1 680	755
NEW ZEALAND	12	80	39	HONG KONG	28 056	4 949	2 307
				012 MEAT DRIED, SALTED, SMOKED			
011 MEAT FRESH, CHILLED, FROZEN				IMPORTS	61 870	82 012	38 432
IMPORTS	9 727 764	4 639 553	2 150 392	FRANCE	2 535	3 728	1 765
FRANCE	1 012 817	544 998	254 385	BELGIUM LUX	32 184	29 529	13 696
BELGIUM LUX	604 642	311 614	144 260	NETHERLANDS	3 132	4 412	2 056
NETHERLANDS	4 732 916	1 891 328	874 365	ITALY	14 708	32 711	15 518
ITALY	159 153	59 483	27 117	UNITED KINGDOM	451	378	176
UNITED KINGDOM	509 251	201 914	93 833	DENMARK	6 664	6 473	3 004
IRELAND	185 667	105 767	49 010	SWEDEN	26	73	34
DENMARK	1 048 786	521 954	241 000	SWITZERLAND	1 798	4 310	1 995
GREECE	1 380	539	255	YUGOSLAVIA	272	327	154
SPAIN	8 247	7 590	3 499	EXPORTS	134 454	94 108	43 514
ICELAND	2 206	937	416	FRANCE	12 890	16 096	7 483

1) NUMBERS OF HORSES SEE PAGE 501



## 6 IMPORTS AND EXPORTS (SPECIAL TRADE) BY GROUPS OF THE SITC-REV. II AND BY COUNTRIES OF PRODUCTION AND CONSUMPTION 1986

GROUP COUNTRY	DT = 100 KG	1 000 DM	1 000 \$	GROUP COUNTRY	DT = 100 KG	1 000 DM	1 000 \$
BELGIUM LUX	5 003	6 936	3 224	NEW ZEALAND	6 579	1 477	684
NETHERLANDS	6 920	5 853	2 726	EXPORTS	24 642 570	2 535 980	1 179 056
ITALY	1 131	1 574	729	FRANCE	177 989	24 625	11 601
UNITED KINGDOM	105 639	59 789	27 601	BELGIUM LUX	1 178 510	110 241	51 335
DENMARK	720	1 015	471	NETHERLANDS	4 417 342	420 014	197 989
CANARY IS	233	417	192	ITALY	16 290 866	1 406 873	653 450
SWEDEN	244	354	162	UNITED KINGDOM	85 608	22 013	10 277
SWITZERLAND	121	220	103	DENMARK	167 521	47 293	21 981
AUSTRIA	56	73	33	GREECE	459 793	109 596	49 902
POLAND	104	96	42	PORTUGAL	771	101	48
USA	656	1 056	463	SPAIN	10 438	1 720	790
URUGUAY	56	76	38	CANARY IS	159 580	13 352	6 184
IRAQ	96	86	41	CEUTA MEL	21 353	1 212	556
014 MEAT PREPD, PRSVD, NES ETC				SWITZERLAND	17 771	3 625	1 664
IMPORTS	1 092 255	699 005	323 482	AUSTRIA	49 643	2 758	1 269
FRANCE	96 216	90 151	42 039	GIBRALTAR	786	85	39
BELGIUM LUX	170 014	110 511	51 313	MALTA	12 780	2 516	1 165
NETHERLANDS	175 706	117 665	54 303	TURKEY	2 720	179	80
ITALY	66 647	78 029	36 015	POLAND	14 990	2 999	1 355
UNITED KINGDOM	1 336	1 083	501	ROMANIA	853	880	419
IRELAND	3 353	2 396	1 166	BULGARIA	26 000	2 173	1 004
DENMARK	122 392	78 072	36 062	MOROCCO	36 835	7 699	3 751
NORWAY	1 023	355	153	ALGERIA	245 107	53 333	24 031
SWEDEN	14 895	7 201	3 313	TUNISIA	8 196	1 877	876
SWITZERLAND	522	1 197	555	LIBYA	106 947	20 177	9 990
AUSTRIA	677	1 122	526	EGYPT	3 343	455	222
YUGOSLAVIA	49 443	15 349	7 027	SUDAN	23 882	5 420	2 673
POLAND	77 164	32 053	14 731	MAURITANIA	91 203	9 004	4 246
CZECHOSLOVAKIA	10 647	5 084	2 378	MAL?	10 672	2 480	1 221
HUNGARY	103 577	60 619	28 031	BURKINA FASO	4 063	966	474
ROMANIA	52 036	16 601	7 673	CAPE VERDE	4 445	981	477
KENYA	197	261	122	SENEGAL	6 355	653	297
REP S AFRICA	202	254	119	GAMBIA	1 354	338	163
BOTSWANA	2 320	300	585	GUIN BISSAU	3 001	746	334
USA	9 593	2 105	962	GUINEA	1 645	329	159
BRAZIL	61 947	37 253	17 352	SIERRA LEONE	1 054	136	66
URUGUAY	80	113	50	LIBERIA	3 912	568	266
ARGENTINA	56 866	32 226	14 824	IVORY COAST	5 366	419	653
ISRAEL	10 050	6 581	3 036	GHANA	9 032	2 374	1 185
THAILAND	230	151	76	TOGO	2 790	303	146
AUSTRALIA	847	1 144	513	NIGERIA	25 965	10 695	4 661
EXPORTS	326 114	255 624	116 449	GABON	3 029	546	254
FRANCE	65 186	51 633	23 905	ZAIRE	7 655	949	445
BELGIUM LUX	51 755	39 516	18 346	ANGOLA	6 053	557	738
NETHERLANDS	66 499	51 431	23 959	ETHIOPIA	16 675	4 796	2 364
ITALY	6 804	8 522	3 942	DJIBOUTI	1 790	352	156
UNITED KINGDOM	72 923	59 262	27 414	SOMALIA	29 295	6 739	3 266
IRELAND	106	93	42	UGANDA	12 500	2 647	1 329
DENMARK	20 886	13 628	6 366	TANZANIA	26 128	5 989	2 827
GREECE	3 381	2 290	1 048	MOZAMBIQUE	12 956	3 194	1 538
SPAIN	3 302	1 563	737	MADAGASCAR	6 000	1 947	956
CANARY IS	3 114	2 501	1 132	ZIMBABWE	2 250	614	251
NORWAY	72	116	55	BOTSWANA	2 150	470	219
SWEDEN	2 869	3 519	1 646	USA	593	252	114
FINLAND	410	447	205	MEXICO	5 620	1 196	596
SWITZERLAND	6 716	7 530	3 477	BERMUDA	707	91	41
AUSTRIA	707	868	406	GUATEMALA	4 800	1 245	621
ANDORRA	152	126	60	HONDURAS	332	77	38
POLAND	2 622	1 235	570	CUBA	20 000	4 243	1 616
CZECHOSLOVAKIA	1 050	1 450	678	HAITI	6 737	1 075	518
ROMANIA	1 452	1 346	634	BAHAMAS	512	84	37
BULGARIA	127	171	73	AM VIRGIN IS	2 125	255	113
EGYPT	856	334	147	ANTIGUA	2 166	311	144
NIGERIA	63	73	32	CAYMAN IS	543	80	37
ANGOLA	2 668	879	388	TRINIDAD TOB	76 354	14 056	6 453
TANZANIA	178	108	54	NETH ANTILL	1 714	298	141
REP S AFRICA	152	86	43	COLOMBIA	7 210	1 882	890
USA	1 566	929	449	ECUADOR	2 050	549	271
CYPRUS	666	210	96	PERU	6 790	1 810	894
LEBANON	232	187	82	BRAZIL	30 000	6 615	3 295
IRAQ	314	284	125	CHILE	607	160	80
JORDAN	169	136	64	BOLIVIA	1 020	271	133
SAUDI ARABIA	1 015	940	427	PARAGUAY	320	94	46
KUWAIT	804	704	326	URUGUAY	620	166	82
BAHRAIN	177	162	77	CYPRUS	631	133	65
ARAB EMIRAT	205	220	100	LEBANON	5 067	2 184	1 052
OMAN	90	86	37	SYRIA	13 800	3 156	1 450
JAPAN	1 277	1 278	596	IRAQ	43 880	17 490	7 939
HONG KONG	338	364	167	ISRAEL	3 270	1 100	521
AUSTRALIA	314	458	209	JORDAN	7 255	1 573	746
022 MILK AND CREAM				SAUDI ARABIA	196 849	61 333	27 939
IMPORTS	6 020 045	1 591 950	723 216	KUWAIT	93 070	24 723	11 207
FRANCE	1 568 970	339 640	154 362	BAHRAIN	9 746	1 775	825
BELGIUM LUX	1 616 878	378 189	174 047	QATAR	2 332	401	176
NETHERLANDS	1 609 118	499 549	226 865	ARAB EMIRAT	12 364	1 550	697
ITALY	5 433	477	225	OMAN	17 748	3 164	1 407
UNITED KINGDOM	627 647	247 805	110 143	NORTH YEMEN	13 401	2 624	1 175
IRELAND	173 925	66 656	30 378	SOUTH YEMEN	6 862	1 668	812
DENMARK	193 336	48 567	22 054	PAKISTAN	861	135	62
GREECE	1 941	667	307	INDIA	125 580	28 834	12 772
SPAIN	1 155	229	115	SRI LANKA	301	79	38
CANARY IS	664	75	35	NEPAL	860	216	107
SWITZERLAND	5 319	2 676	1 244	VIETNAM	1 430	366	184
AUSTRIA	207 307	5 156	2 379	INDONESIA	6 225	1 605	790
CZECHOSLOVAKIA	240	101	50	SINGAPORE	12 187	1 419	640
USA	1 489	655	321	PHILIPPINES	27 079	11 044	5 001
				CHINA	22 000	5 360	2 347
				JAPAN	7 128	5 565	2 570
				TAIWAN	347	101	43
				HONG KONG	6 647	743	345
				WEST SAMOA	549	73	33



6 IMPORTS AND EXPORTS (SPECIAL TRADE) BY GROUPS OF THE SITC-REV. 11 AND BY COUNTRIES OF PRODUCTION AND CONSUMPTION 1986

GROUP COUNTRY	DT = 100 KG	1 000 DM	1 000 \$	GROUP COUNTRY	DT = 100 KG	1 000 DM	1 000 \$
023 BUTTER				MOROCCO	103	72	31
IMPORTS	901 118	605 406	279 474	EGYPT	2 023	1 059	500
FRANCE	16 230	12 451	5 814	LIBERIA	246	169	79
BELGIUM LUX	104 784	54 395	24 836	NIGERIA	335	241	113
NETHERLANDS	557 291	376 032	173 764	REP S AFRICA	1 062	673	303
UNITD KINGDOM	13 827	9 486	4 354	USA	40 158	28 100	13 176
IRELAND	125 314	90 010	41 412	CANADA	6 796	7 717	3 577
DENMARK	63 671	63 033	29 293	BAHAMAS	190	99	46
EXPORTS	2 038 703	581 722	270 549	BARBADOS	272	156	69
FRANCE	208 630	55 710	25 627	VENEZUELA	496	378	181
BELGIUM LUX	458 371	207 644	96 842	BRAZIL	97 967	35 096	17 461
NETHERLANDS	82 916	38 092	17 151	URUGUAY	166	117	56
ITALY	256 724	140 136	65 033	CYPRUS	2 680	1 357	624
UNITD KINGDOM	2 659	2 939	1 369	LEBANON	5 066	2 269	1 068
DENMARK	15 744	5 307	2 512	IRAQ	7 943	4 287	1 769
GREECE	8 456	6 439	2 956	IRAN	71 245	18 347	7 856
SPAIN	226	81	39	JORDAN	5 888	2 871	1 364
CANARY IS	3 322	1 032	474	SAUDI ARABIA	19 122	10 601	4 870
SWITZERLAND	27 786	7 224	3 362	KUWAIT	21 866	11 422	5 280
MALTA	205	153	67	BAHRAIN	4 753	3 055	1 397
TURKEY	1 113	486	217	QATAR	5 870	3 199	1 491
SOVIET UNION	895 252	84 185	39 974	ARAB EMIRAT	9 625	5 395	2 445
POLAND	22 022	4 864	2 418	OMAN	3 243	1 761	809
MOROCCO	2 750	1 082	484	INDIA	66	79	37
LIBYA	214	162	78	JAPAN	73 220	19 831	9 101
EGYPT	3 620	1 019	506	TAIWAN	52	67	32
SUDAN	5 504	4 746	2 100	HONG KONG	409	495	227
BURKINA FASO	501	250	116	AUSTRALIA	15 167	12 586	5 754
GUIA BISSAU	1 000	495	222	NEW ZEALAND	1 113	997	468
NIGERIA	769	458	226	025 EGGS, BIRDS FRESH PRSRVD			
ETHIOPIA	1 551	814	393	IMPORTS	3 123 668	635 854	292 949
TANZANIA	682	275	134	FRANCE	24 348	8 351	3 753
MOZAMBIQUE	2 000	1 601	707	BELGIUM LUX	272 235	53 694	24 760
MADAGASCAR	2 000	2 048	951	NETHERLANDS	2 730 006	542 647	250 238
COMOROS	1 000	327	163	ITALY	1 432	1 226	575
USA	244	195	91	UNITD KINGDOM	24 689	9 510	4 304
NICARAGUA	1 500	600	291	DENMARK	6 391	1 606	751
CUBA	6 990	3 817	1 566	SPAIN	4 137	556	266
AM VIRGIN IS	410	136	62	SWEDEN	2 136	348	163
CHILE	964	274	126	FINLAND	3 827	347	165
CYPRUS	1 672	597	281	AUSTRIA	532	139	60
SYRIA	5 314	3 167	1 582	YUGOSLAVIA	2 266	1 199	561
IRAQ	126	117	55	POLAND	6 448	581	260
IRAN	1 016	244	122	CZECHOSLOVA	40 467	4 951	2 252
JORDAN	1 437	505	236	HUNGARY	434	279	131
SAUDI ARABIA	2 162	745	345	USA	2 213	7 058	3 176
KUWAIT	244	104	46	CANADA	916	1 557	723
ARAB EMIRAT	729	215	104	ISRAEL	845	1 627	729
NORTH YEMEN	3 895	1 737	763	EXPORTS	441 504	104 354	46 493
CHINA	3 023	1 273	564	FRANCE	12 619	3 224	1 517
024 CHEESE AND CURD				BELGIUM LUX	11 436	2 901	1 329
IMPORTS	3 002 921	2 273 713	1 054 354	NETHERLANDS	23 344	7 143	3 315
FRANCE	744 833	662 041	306 467	ITALY	184 090	36 476	17 051
BELGIUM LUX	24 189	23 431	11 101	UNITD KINGDOM	19 667	6 074	2 809
NETHERLANDS	1 606 353	1 048 843	486 504	DENMARK	11 569	2 112	990
ITALY	91 118	93 186	43 336	GREECE	1 300	776	372
UNITD KINGDOM	34 327	21 641	10 060	SPAIN	296	469	224
IRELAND	17 243	11 176	5 113	NORWAY	403	108	55
DENMARK	309 321	248 880	115 140	SWEDEN	590	400	175
GREECE	19 053	16 258	7 524	SWITZERLAND	103 491	14 685	6 712
SPAIN	515	637	299	AUSTRIA	30 882	7 886	3 635
NORWAY	8 682	4 914	2 344	YUGOSLAVIA	1 398	796	367
SWEDEN	179	191	90	TURKEY	271	144	70
FINLAND	726	474	225	ALGERIA	4 300	2 211	1 017
SWITZERLAND	87 316	103 392	48 186	LIBYA	194	174	81
AUSTRIA	18 416	10 201	4 740	EGYPT	9 807	5 754	2 626
YUGOSLAVIA	178	103	51	SUDAN	543	320	153
TURKEY	3 702	2 181	1 004	NIGERIA	120	101	50
HUNGARY	814	560	262	REP S AFRICA	1 692	252	128
BULGARIA	20 816	15 265	7 026	USA	3 470	363	179
NEW ZEALAND	16 054	10 284	4 861	IRAQ	76	208	88
EXPORTS	2 967 740	1 825 576	845 224	IRAN	947	2 114	954
FRANCE	141 601	99 891	45 962	JORDAN	234	377	184
BELGIUM LUX	282 103	175 758	81 356	SAUDI ARABIA	4 506	2 665	1 246
NETHERLANDS	118 686	54 321	25 120	KUWAIT	600	97	47
ITALY	1 382 836	906 388	420 111	ARAB EMIRAT	853	519	254
UNITD KINGDOM	256 839	166 731	77 831	NORTH YEMEN	5 833	3 499	1 642
IRELAND	3 441	2 742	1 252	INDONESIA	120	201	96
DENMARK	12 038	8 196	3 750	JAPAN	2 504	1 470	711
GREECE	176 236	123 733	57 174	HONG KONG	3 906	476	227
PORTUGAL	1 912	1 416	682	034 FISH FRESH, CHILLED FROZN			
SPAIN	29 513	20 943	9 616	IMPORTS	3 395 223	1 168 551	541 153
CANARY IS	7 423	3 808	1 753	FRANCE	125 460	63 091	29 087
NORWAY	1 478	1 564	732	BELGIUM LUX	16 867	10 709	5 007
SWEDEN	16 273	10 943	5 054	NETHERLANDS	376 209	105 987	48 997
FINLAND	2 283	2 228	1 043	ITALY	31 929	19 869	9 182
SWITZERLAND	4 491	4 424	2 058	UNITD KINGDOM	110 737	29 407	13 689
AUSTRIA	79 971	49 381	22 799	IRELAND	118 311	16 419	7 529
ANDORRA	762	390	183	DENMARK	1 038 407	357 447	165 211
VATICAN CITY	601	309	144	GREECE	1 989	2 340	1 087
MALTA	9 292	4 551	2 095	PORTUGAL	6 173	2 507	1 123
YUGOSLAVIA	13 181	3 655	1 771	SPAIN	6 478	2 927	1 348
POLAND	21 182	5 959	2 793	ICELAND	353 457	95 269	44 057
CZECHOSLOVA	5 590	2 990	1 410	FAROE IS	134 708	61 879	28 962
ROMANIA	102	213	98	NORWAY	519 839	181 691	83 813
				SWEDEN	31 891	14 473	6 909



6 IMPORTS AND EXPORTS (SPECIAL TRADE) BY GROUPS OF THE SITC-REV. 11 AND BY COUNTRIES OF PRODUCTION AND CONSUMPTION 1966

GROUP COUNTRY	DT = 100 KG	1 000 DM	1 000 \$	GROUP COUNTRY	DT = 100 KG	1 000 DM	1 000 \$
FINLAND	36	80	36	TURKEY	265	110	48
SWITZERLAND	98	84	37	USA	183	346	174
AUSTRIA	627	658	321	CANADA	4 952	6 330	2 961
YUGOSLAVIA	4 365	1 918	904	SINGAPORE	14	115	52
TURKEY	6 556	2 281	1 083	SOUTH KOREA	57	71	33
SOVIET UNION	2 730	876	370	JAPAN	80	246	115
POLAND	233 548	62 578	29 283	HONG KONG	26	120	55
CZECHOSLOVA	16 840	7 669	3 553	EXPORTS	16 532	15 999	7 495
HUNGARY	4 267	2 542	1 168	FRANCE	1 214	2 280	1 067
ROMANIA	933	1 124	528	BELGIUM LUX	470	632	302
BULGARIA	1 300	610	295	NETHERLANDS	500	466	217
MOROCCO	1 000	1 440	672	ITALY	696	910	426
TUNISIA	69	125	57	DENMARK	113	143	64
EGYPT	154	299	144	SPAIN	1 269	1 397	652
SENEGAL	4 283	3 888	1 801	SWEDEN	136	112	49
NIGERIA	31	407	186	SWITZERLAND	993	3 027	1 413
ZAIRE	57	647	303	AUSTRIA	1 545	1 748	818
BURUNDI	9	184	87	CZECHOSLOVA	610	158	72
KENYA	23	390	180	MAURITANIA	150	70	35
TANZANIA	4	186	88	MALI	150	70	35
REUNION	375	235	113	BURKINA FASO	290	135	68
MAURITIUS	371	310	138	GHANA	1 790	870	403
ZAMBIA	3	95	42	BENIN	1 500	740	358
MALAWI	9	171	81	CONGO	300	147	73
REP S AFRICA	10 646	5 176	2 440	RWANDA	200	99	46
USA	16 566	12 836	6 012	ANGOLA	1 800	881	406
CANADA	62 204	24 293	11 398	BRAZIL	250	141	70
GREENLAND	1 021	480	210	KUWAIT	180	80	34
ST PIERRE	10 001	5 779	2 556	SRI LANKA	700	384	189
CUBA	212	76	35	JAPAN	1 330	1 139	518
TRINIDAD TOB	213	135	59				
NETH ANTILL	265	169	75				
COLOMBIA	99	1 360	632				
GUYANA	5	69	32				
PERU	669	581	272				
BRAZIL	155	2 190	1 011				
CHILE	2 453	1 003	457				
PARAGUAY	4	71	36				
URUGUAY	32 636	10 074	4 679				
ARGENTINA	61 369	16 435	7 667				
IRAN	334	469	209				
ISRAEL	352	1 027	462				
PAKISTAN	1 247	1 020	480				
SRI LANKA	42	496	228				
THAILAND	323	916	424				
INDONESIA	41	712	333				
SINGAPORE	1 825	10 036	4 643				
PHILIPPINES	45	832	385				
CHINA	265	125	61				
SOUTH KOREA	29 507	7 690	3 543				
JAPAN	7 456	6 335	2 860				
TAIWAN	1 105	586	275				
HONG KONG	47	918	422				
AUSTRALIA	2 017	2 544	1 169				
NEW ZEALAND	1 543	907	430				
EXPORTS	505 302	232 886	107 450				
FRANCE	121 274	56 175	26 550				
BELGIUM LUX	33 204	22 538	10 401				
NETHERLANDS	72 793	29 585	13 750				
ITALY	27 450	26 445	12 189				
UNTD KINGDOM	40 669	23 971	11 314				
DENMARK	81 512	18 131	8 390				
GREECE	2 814	1 296	571				
SPAIN	1 013	507	234				
NORWAY	1 993	944	459				
SWEDEN	3 639	1 430	670				
FINLAND	8 869	3 558	1 640				
SWITZERLAND	12 629	9 580	4 455				
AUSTRIA	27 494	17 798	8 144				
YUGOSLAVIA	3 775	603	267				
TURKEY	236	65	33				
POLAND	93	1 137	501				
CZECHOSLOVA	42 640	6 855	3 123				
LIBYA	251	121	55				
IVORY COAST	6 730	575	287				
REP S AFRICA	413	90	42				
USA	321	430	200				
CYPRUS	692	202	92				
ISRAEL	11 343	3 345	1 561				
SINGAPORE	3	192	91				
JAPAN	3 263	3 588	1 639				
TAIWAN	4	750	353				
HONG KONG	12	700	318				
035 FISH-SALTED, DRIED, SMOKED							
IMPORTS	236 260	152 402	72 154				
FRANCE	1 826	1 194	533				
BELGIUM LUX	83	161	76				
NETHERLANDS	119 218	35 935	16 704				
ITALY	475	313	149				
UNTD KINGDOM	1 162	561	262				
IRELAND	16 845	4 917	2 364				
DENMARK	32 753	67 276	32 315				
GREECE	620	280	127				
SPAIN	2 517	2 043	951				
ICELAND	29 850	13 364	6 348				
FAROE IS	16 235	6 988	3 252				
NORWAY	9 694	9 268	4 311				
SWEDEN	886	1 796	872				
SWITZERLAND	101	644	304				
EXPORTS	119 875	32 854	15 477				
FRANCE	8 378	5 236	2 394				
BELGIUM LUX	923	1 159	525				
NETHERLANDS	95 560	16 219	7 772				
ITALY	4 189	4 205	2 001				
UNTD KINGDOM	359	610	278				
DENMARK	8 427	1 918	886				
SPAIN	199	315	155				
NORWAY	78	203	91				



## 6 IMPORTS AND EXPORTS (SPECIAL TRADE) BY GROUPS OF THE SITC-REV. II AND BY COUNTRIES OF PRODUCTION AND CONSUMPTION 1986

GROUP COUNTRY	DT = 100 KG	1 000 DM	1 000 \$	GROUP COUNTRY	DT = 100 KG	1 000 DM	1 000 \$
FINLAND	24	80	37	041 WHEAT ETC UNMILLED			
SWITZERLAND	184	339	151				
AUSTRIA	925	1 860	855	IMPORTS	23 927 837	1 054 645	483 511
YUGOSLAVIA	431	367	178				
CYPRUS	112	150	67	FRANCE	10 552 538	482 136	220 942
037 FISH ETC PREPARED				BELGIUM LUX	837 608	37 551	17 571
IMPORTS	765 824	479 186	221 554	NETHERLANDS	1 996 986	90 778	41 309
FRANCE	26 780	20 592	9 575	ITALY	5 201	488	226
BELGIUM LUX	6 582	8 144	3 768	UNITED KINGDOM	6 905 031	373 068	170 295
NETHERLANDS	126 681	69 209	32 102	IRELAND	47 136	2 127	996
ITALY	13 719	12 103	5 622	DENMARK	1 240 824	54 460	25 768
UNITED KINGDOM	6 058	5 177	2 394	AUSTRIA	7 570	785	326
IRELAND	33 074	6 685	3 049	USA	270 354	10 606	4 814
DENMARK	122 055	90 205	41 943	CANADA	63 549	2 582	1 235
GREECE	1 948	1 944	910	EXPORTS	21 425 518	781 776	352 646
PORTUGAL	47 432	29 375	13 276	FRANCE	666 264	43 445	20 302
SPAIN	24 108	15 367	7 129	BELGIUM LUX	824 678	41 928	19 217
ICELAND	20 791	29 642	13 737	NETHERLANDS	1 136 567	54 549	25 191
NORWAY	26 774	13 396	6 118	ITALY	475 996	25 542	11 754
SWEDEN	2 154	2 252	1 064	UNITED KINGDOM	942 069	47 938	21 116
YUGOSLAVIA	1 593	460	219	IRELAND	201 314	12 709	6 030
TURKEY	2 100	1 865	828	DENMARK	427 396	21 800	9 805
SOVIET UNION	2 760	17 605	8 320	PORTUGAL	951	90	44
ROMANIA	4	285	124	NORWAY	231 452	4 662	2 150
MOROCCO	34 240	20 728	9 394	SWITZERLAND	68 703	3 330	1 616
SENEGAL	676	420	185	AUSTRIA	1 591	265	120
IVORY COAST	2 199	1 494	686	YUGOSLAVIA	197 414	4 442	1 986
GHANA	740	513	235	SOVIET UNION	10 221 053	297 394	130 436
MAURITIUS	433	260	116	POLAND	1 103 612	25 463	11 780
USA	812	2 313	1 067	MOROCCO	31 549	960	480
CANADA	2 790	4 369	2 034	TUNISIA	68 709	491	731
GREENLAND	128	235	104	LIBYA	5 631	173	71
CHILE	1 689	2 823	1 292	EGYPT	508 174	12 252	5 499
URUGUAY	294	102	51	MAURITANIA	42 554	2 359	1 032
ARGENTINA	91	228	105	NIGER	3 000	73	35
IRAN	219	7 174	3 361	CHAD	55 993	2 280	933
ARAB EMIRATES	4	94	46	NIGERIA	56 750	1 136	527
INDIA	21	65	31	BURUNDI	17 104	725	337
MALDIVES	2 887	1 452	649	ANGOLA	2 060	80	40
THAILAND	165 370	68 846	31 765	ETHIOPIA	1 955 643	90 906	45 685
INDONESIA	1 094	566	276	DJIBOUTI	10 000	416	205
MALAYSIA	7 247	4 726	2 194	LESOTHO	25 980	1 871	836
PHILIPPINES	60 533	28 063	13 038	CANADA	2 060	238	105
CHINA	434	804	377	HAITI	40 000	1 640	747
SOUTH KOREA	2 713	1 292	593	CHILE	101 422	1 894	936
JAPAN	2 778	2 442	1 123	CYPRUS	66 704	2 120	937
TAIWAN	13 431	5 276	2 413	LEBANON	95 988	4 626	2 307
AUSTRALIA	29	84	39	SYRIA	22 190	965	481
EXPORTS	432 625	285 284	132 617	IRAQ	20 000	315	156
FRANCE	65 000	43 587	20 267	PAKISTAN	918 976	36 269	16 218
BELGIUM LUX	35 623	28 543	13 234	BANGLADESH	299 803	14 172	6 231
NETHERLANDS	87 645	53 809	25 140	INDONESIA	323 516	4 756	2 347
ITALY	85 516	62 666	28 981	CHINA	205 960	8 333	4 157
UNITED KINGDOM	23 773	12 220	5 607	042 RICE			
IRELAND	1 532	752	364	IMPORTS	2 074 577	237 333	105 126
DENMARK	5 645	4 666	2 200	FRANCE	35 712	4 925	2 301
GREECE	2 383	2 047	966	BELGIUM LUX	207 056	60 316	27 694
SPAIN	6 303	4 309	2 016	NETHERLANDS	40 561	6 619	3 121
CANARY IS	252	215	103	ITALY	566 235	73 029	33 595
NORWAY	652	380	170	UNITED KINGDOM	1 858	708	330
SWEDEN	966	556	253	GREECE	2 652	162	72
FINLAND	8 103	3 609	1 682	SPAIN	4 146	551	259
SWITZERLAND	7 220	5 820	2 714	USA	575 911	38 674	18 146
AUSTRIA	56 423	32 322	15 023	GUYANA	8 731	727	314
ANDORRA	63	116	55	SURINAME	203 609	21 456	9 697
POLAND	60	83	41	URUGUAY	4 579	437	185
CZECHOSLOVAKIA	6 115	4 469	2 062	PAKISTAN	549	90	42
HUNGARY	3 569	1 721	855	INDIA	3 702	860	399
SENEGAL	1 850	800	377	THAILAND	407 729	27 378	12 325
LIBERIA	206	92	47	CHINA	5 035	1 086	503
GHANA	4 362	1 926	943	AUSTRALIA	1 187	102	50
NIGERIA	111	85	40	EXPORTS	416 330	61 814	28 398
CAMEROON	700	303	152	FRANCE	26 881	5 612	2 583
DJIBOUTI	380	162	79	BELGIUM LUX	11 626	2 326	1 086
MOZAMBIQUE	1 000	429	213	NETHERLANDS	99 195	13 942	6 371
COMOROS	200	93	47	ITALY	791	66	33
REP. S. AFRICA	428	236	113	UNITED KINGDOM	33 311	6 572	3 052
LESOTHO	690	300	145	DENMARK	92 820	18 066	8 261
USA	3 535	2 993	1 376	GREECE	4 655	1 373	641
CANADA	3 700	2 462	1 143	PORTUGAL	1 023	139	61
VENEZUELA	62	192	90	NORWAY	17 013	1 410	660
BRAZIL	104	167	77	SWEDEN	12 952	1 346	612
PARAGUAY	173	297	141	FINLAND	1 563	183	84
URUGUAY	122	164	80	SWITZERLAND	13 466	718	316
ARGENTINA	23	356	157	AUSTRIA	82 361	8 527	3 909
CYPRUS	392	189	87	ROMANIA	324	85	38
LEBANON	2 100	963	423	CHAD	2 900	183	75
ISRAEL	3 393	2 074	963	MOZAMBIQUE	13 794	979	444
SAUDI ARABIA	70	572	266	043 BARLEY UNMILLED			
KUWAIT	15	102	45	IMPORTS	9 176 241	416 895	191 465
THAILAND	9	455	212	FRANCE	3 059 145	139 438	62 177
SINGAPORE	161	1 390	625	BELGIUM LUX	247 233	10 990	4 942
PHILIPPINES	4	124	59	NETHERLANDS	166 470	7 796	3 466
JAPAN	121	835	378	UNITED KINGDOM	1 843 841	77 289	37 165
TAIWAN	6	86	40				
HONG KONG	65	847	395				
AUSTRALIA	4 989	3 971	1 824				
NEW ZEALAND	93	96	43				



## 6 IMPORTS AND EXPORTS (SPECIAL TRADE) BY GROUPS OF THE SITC-REV. II AND BY COUNTRIES OF PRODUCTION AND CONSUMPTION 1986

GROUP COUNTRY	DT = 100 KG	1 000 DM	1 000 \$	GROUP COUNTRY	DT = 100 KG	1 000 DM	1 000 \$
IRELAND	6 536	260	129	ISRAEL	17 867	302	146
DENMARK	3 850 593	180 987	83 526	SOUTH KOREA	417 116	6 326	2 892
EXPORTS	13 332 631	278 905	129 792	JAPAN	919 928	14 585	6 661
FRANCE	65 412	3 477	1 646	046 WHEAT ETC MEAL OR FLOUR			
BELGIUM LUX	508 693	24 293	11 242	IMPORTS	895 164	71 466	33 126
NETHERLANDS	224 146	9 910	4 742	FRANCE	543 654	49 124	22 752
ITALY	21 610	1 142	529	BELGIUM LUX	183 688	11 177	5 195
UNITED KINGDOM	8 056	696	308	NETHERLANDS	122 979	7 100	3 291
DENMARK	281 658	11 003	5 143	ITALY	39 577	3 568	1 661
GREECE	558	95	47	UNITED KINGDOM	2 561	199	88
ICELAND	16 848	364	168	TURKEY	793	71	35
NORWAY	196 108	2 524	1 259	EXPORTS	3 448 387	163 630	75 066
SWITZERLAND	1 087 928	34 545	16 200	FRANCE	218 139	21 373	9 858
AUSTRIA	8 449	571	284	BELGIUM LUX	8 554	695	319
SOVIET UNION	639 556	13 989	6 027	NETHERLANDS	623 569	43 039	19 884
POLAND	576 307	9 803	4 481	ITALY	870	73	36
HUNGARY	328 074	5 587	2 790	UNITED KINGDOM	1 483	153	70
ROMANIA	283 674	5 287	2 324	DENMARK	36 367	2 513	1 178
BULGARIA	203 624	4 398	1 884	ICELAND	3 335	205	95
LIBYA	2 196 003	41 972	18 914	SWITZERLAND	1 664	195	90
MAURITANIA	6 000	108	46	ROMANIA	846	124	60
CYPRUS	205 801	2 437	1 216	LIBYA	327 609	13 974	6 139
SAUDI ARABIA	6 467 396	106 606	50 497	SUDAN	44 011	1 469	735
044 MAIZE UNMILLED				GAMBIA	88 370	2 861	1 295
IMPORTS	13 171 337	744 649	341 231	GUINEA	95 503	3 361	1 566
FRANCE	10 509 390	605 071	275 347	SIERRA LEONE	52 646	1 766	840
BELGIUM LUX	6 568	1 577	739	NIGERIA	129 040	4 017	1 965
NETHERLANDS	162 316	9 350	4 053	S. TOME PRINC	7 300	202	101
ITALY	195 245	10 204	5 003	RWANDA	4 944	196	88
GREECE	637 905	32 311	16 076	ETHIOPIA	235 419	9 516	4 476
SPAIN	776	203	93	DJIBOUTI	30 077	1 126	499
AUSTRIA	8 260	2 884	1 296	SOMALIA	166 700	4 524	2 181
YUGOSLAVIA	22 164	4 623	2 080	KENYA	17 960	404	200
HUNGARY	115 215	25 688	11 873	TANZANIA	12 371	351	173
ROMANIA	40 141	6 523	3 054	ZAMBIA	7 305	310	127
REP. S. AFRICA	5 611	528	237	REP. S. AFRICA	2 404	85	42
USA	310 770	9 587	4 414	GUATEMALA	4 960	279	137
CANADA	11 745	4 287	1 854	HONDURAS	2 500	121	54
ARGENTINA	1 142 936	31 166	14 615	NICARAGUA	5 960	564	276
ISRAEL	1 004	361	164	CUBA	589 990	22 451	10 124
THAILAND	196	171	81	HAITI	8 750	527	221
EXPORTS	957 096	56 054	27 001	JAMAICA	3 118	149	66
FRANCE	16 172	1 689	795	CHILE	117 581	4 460	2 001
BELGIUM LUX	11 605	1 186	524	BOLIVIA	73 000	4 467	2 174
NETHERLANDS	655 842	32 116	15 227	LEBANON	75 170	2 560	1 172
ITALY	732	476	205	SYRIA	6 562	213	94
DENMARK	256 435	17 006	7 796	ISRAEL	25 000	817	366
SWEDEN	247	124	51	SAUDI ARABIA	4 073	245	107
SWITZERLAND	2 215	1 504	659	NORTH YEMEN	112 646	3 288	1 419
AUSTRIA	850	116	51	SOUTH YEMEN	271 496	9 865	4 356
YUGOSLAVIA	349	310	137	MALDIVES	19 954	626	284
POLAND	625	464	205	047 OTHER CEREAL MEALS FLOUR			
HUNGARY	9 227	2 676	1 182	IMPORTS	184 209	12 196	5 657
ROMANIA	108	109	47	FRANCE	45 557	2 436	1 137
CANADA	353	160	71	BELGIUM LUX	19 816	1 271	590
045 CEREALS NES UNMILLED				NETHERLANDS	96 943	2 947	2 765
IMPORTS	2 110 610	99 178	46 624	ITALY	2 539	239	110
FRANCE	456 331	20 264	9 280	UNITED KINGDOM	4 675	415	193
BELGIUM LUX	74 434	3 210	1 464	SWITZERLAND	519	154	74
NETHERLANDS	248 454	10 497	4 687	USA	12 836	1 546	706
ITALY	4 726	1 329	603	EXPORTS	1 156 183	56 810	26 893
UNITED KINGDOM	3 231	593	274	FRANCE	159 570	10 274	4 729
DENMARK	918 451	39 267	19 181	BELGIUM LUX	21 716	1 262	582
AUSTRIA	643	83	37	NETHERLANDS	145 150	9 450	4 349
YUGOSLAVIA	684	152	64	ITALY	5 509	377	176
TURKEY	1 056	92	42	DENMARK	347 641	23 391	10 827
POLAND	7 793	538	249	PORTUGAL	17 013	446	191
HUNGARY	20 056	1 313	602	CANARY IS.	1 047	107	49
SUDAN	8 949	533	264	ICELAND	16 909	449	197
USA	122 950	6 866	3 236	NORWAY	80 371	1 436	662
CANADA	66 476	4 923	2 275	SWEDEN	222 696	4 640	2 086
MEXICO	671	246	120	SWITZERLAND	21 689	670	291
BRAZIL	25 145	1 298	587	EGYPT	20 069	1 165	536
ARGENTINA	115 380	4 936	2 236	BENIN	10 000	317	136
CHINA	19 040	2 229	1 055	NIGERIA	15 977	514	218
AUSTRALIA	7 419	487	224	CONGO	3 000	147	65
EXPORTS	2 199 389	53 470	25 030	RWANDA	10 001	632	262
FRANCE	7 116	473	226	ANGOLA	29 130	2 057	852
BELGIUM LUX	108 136	4 922	2 367	ETHIOPIA	5 290	486	216
NETHERLANDS	248 739	11 151	5 253	PERU	9 750	336	169
ITALY	30 095	1 542	738	IRAQ	2 020	169	78
UNITED KINGDOM	52 301	2 432	1 133	SAUDI ARABIA	2 120	145	64
DENMARK	119 457	5 616	2 586	048 CEREAL ETC PREPARATIONS			
NORWAY	21 559	366	168	IMPORTS	5 494 312	992 206	459 189
SWEDEN	68 603	1 023	509	FRANCE	1 951 426	275 665	127 735
FINLAND	32 278	759	340	BELGIUM LUX	658 274	120 034	55 584
SWITZERLAND	9 248	934	438	NETHERLANDS	908 346	179 928	83 139
AUSTRIA	3 500	330	147	ITALY	627 270	140 339	65 000
YUGOSLAVIA	563	103	48	UNITED KINGDOM	546 219	62 367	28 941
SOVIET UNION	1 485	132	59	DENMARK	232 986	65 770	30 383
CZECHOSLOVAKIA	1 515	1 063	515	GREECE	7 817	1 561	730
HUNGARY	139 497	1 372	686				



## 6 IMPORTS AND EXPORTS (SPECIAL TRADE) BY GROUPS OF THE SITC-REV. II AND BY COUNTRIES OF PRODUCTION AND CONSUMPTION 1986

GROUP COUNTRY	DT = 100 KG	1 000 DM	1 000 \$	GROUP COUNTRY	DT = 100 KG	1 000 DM	1 000 \$
PORTUGAL	405	131	61	SOUTH YEMEN	243	77	35
SPAIN	1 776	721	328	PAKISTAN	191	109	52
NORWAY	1 455	616	284	BANGLADESH	255	246	116
SWEDEN	78 404	22 118	10 247	SRI LANKA	1 165	62	30
FINLAND	10 364	2 708	1 247	THAILAND	52 801	3 791	1 765
SWITZERLAND	130 341	32 393	14 951	INDONESIA	1 786	206	83
AUSTRIA	126 750	70 916	32 731	MALAYSIA	9 711	1 143	537
TURKEY	19 719	2 382	1 099	SINGAPORE	775	574	259
POLAND	13 127	1 500	691	PHILIPPINES	2 740	411	182
CZECHOSLOVA	160 482	6 761	3 147	SOUTH KOREA	1 112	1 083	501
HUNGARY	3 045	319	148	JAPAN	444 393	25 552	11 817
USA	4 097	975	446	TAIWAN	564	295	138
CANADA	715	178	80	HONG KONG	12 610	1 855	849
ISRAEL	3 518	969	453	AUSTRALIA	8 313	4 379	2 065
THAILAND	983	260	115	FIJI	244	71	34
INDONESIA	85	80	37				
CHINA	2 677	933	422	054 VEG ETC FRSH, SMLY PRSVD			
SOUTH KOREA	257	119	50				
JAPAN	1 472	1 567	732	IMPORTS	50 015 688	4 393 621	2 011 025
TAIWAN	340	187	89				
HONG KONG	1 089	423	193	FRANCE	3 382 101	400 952	181 808
EXPORTS	5 317 826	1 196 791	556 043	BELGIUM LUX	1 598 159	208 941	96 056
FRANCE	681 621	259 542	120 735	NETHERLANDS	16 408 600	1 696 129	777 106
BELGIUM LUX	256 046	91 869	42 552	ITALY	5 420 843	530 920	240 062
NETHERLANDS	460 219	123 445	57 078	UNITD KINGDOM	1 183 025	82 333	39 869
ITALY	403 969	134 241	62 152	IRELAND	799	663	295
UNITD KINGDOM	266 146	77 007	36 020	DENMARK	1 666 357	136 423	63 379
IRELAND	5 741	3 021	1 416	GREECE	651 250	113 966	51 802
DENMARK	266 041	52 147	24 156	PORTUGAL	24 210	4 769	2 304
GREECE	31 020	11 429	5 257	SPAIN	3 108 744	329 650	150 322
PORTUGAL	14 044	3 178	1 503	CANARY IS	469 947	67 643	29 837
SPAIN	51 395	15 952	7 625	SWEDEN	37 712	5 590	2 588
CANARY IS	84 896	6 738	3 102	FINLAND	327	349	152
CEUTA MEL	6 655	415	193	SWITZERLAND	2 537	784	356
ICELAND	78 641	2 766	1 269	AUSTRIA	152 393	16 739	7 676
FAROE IS	106	77	35	YUGOSLAVIA	117 170	45 049	21 119
NORWAY	228 892	22 780	10 837	TURKEY	218 455	31 104	14 227
SWEDEN	92 603	27 167	12 505	SOVIET UNION	16 801	5 443	2 463
FINLAND	11 306	5 019	2 290	POLAND	729 470	49 934	22 944
SWITZERLAND	581 706	65 066	30 247	CZECHOSLOVA	142 496	17 363	8 191
AUSTRIA	269 135	95 705	44 564	HUNGARY	670 409	42 164	19 726
ANDORRA	689	295	140	ROMANIA	173 232	14 881	6 905
GIBRALTAR	166	66	31	BULGARIA	64 546	5 834	2 711
MALTA	7 367	1 563	733	ALBANIA	33 694	4 683	2 100
YUGOSLAVIA	3 145	1 256	603	MOROCCO	196 239	23 176	10 393
TURKEY	3 298	2 064	958	EGYPT	80 947	5 592	2 520
SOVIET UNION	232	195	92	SUDAN	7 656	4 154	1 997
POLAND	52 145	5 641	2 593	SENEGAL	2 462	939	416
CZECHOSLOVA	7 926	5 231	2 493	ETHIOPIA	4 788	1 167	527
HUNGARY	2 017	337	146	KENYA	8 781	2 359	1 066
ROMANIA	580	499	232	TANZANIA	2 769	1 111	480
BULGARIA	2 302	2 074	973	REP S AFRICA	56 223	8 735	4 145
MOROCCO	200	171	81	SWAZILAND	746	1 363	624
ALGERIA	9 952	2 265	1 094	USA	84 701	14 313	6 556
LIBYA	179	82	35	CANADA	267 246	28 842	13 655
EGYPT	1 543	720	334	MEXICO	2 507	1 438	649
SUDAN	864	388	184	GUATEMALA	90	67	34
SENEGAL	650	117	54	PERU	380	218	99
LIBERIA	2 527	160	78	BRAZIL	539	233	108
IVORY COAST	155	122	57	CHILE	62 254	9 544	4 351
GHANA	8 194	705	305	ARGENTINA	17 538	3 252	1 511
TOGO	18 949	1 047	486	CYPRUS	134 026	7 525	3 347
NIGERIA	6 170	467	201	SYRIA	471	132	62
RWANDA	1 000	99	49	IRAN	10 950	3 090	1 442
ETHIOPIA	3 062	714	312	ISRAEL	180 079	15 937	6 973
MADAGASCAR	2 031	231	114	AFGHANISTAN	1 142	382	184
REUNION	150	92	42	INDIA	1 147	297	131
REP S AFRICA	86 386	4 984	2 292	THAILAND	11 795 677	367 041	169 041
USA	101 580	40 836	19 075	VIETNAM	8 477	227	95
CANADA	30 697	15 774	7 297	INDONESIA	45 615	1 571	731
GUATEMALA	4 011	158	70	PHILIPPINES	2 728	75	37
NICARAGUA	3 900	415	180	CHINA	533 827	51 530	23 638
COSTA RICA	5 583	309	137	JAPAN	474	314	144
PANAMA	35 706	2 261	1 032	TAIWAN	55 133	17 462	7 908
HAITI	22 960	2 794	1 322	HONG KONG	1 462	484	224
DOMINIC REP	6 399	496	232	AUSTRALIA	154 666	6 762	3 044
JAMAICA	5 000	228	101	NEW ZEALAND	15 319	1 390	635
BARBADOS	309	143	62	EXPORTS	8 557 218	470 106	215 547
TRINIDAD TOB	5 425	275	128	FRANCE	202 596	37 817	17 380
COLOMBIA	4 650	567	278	BELGIUM LUX	209 657	20 618	9 624
VENEZUELA	135 650	7 339	3 521	NETHERLANDS	6 480 965	123 977	59 180
SURINAME	344	79	39	ITALY	603 889	35 844	16 375
ECUADOR	102	321	150	UNITD KINGDOM	255 297	33 129	15 161
PERU	76 841	4 900	2 335	IRELAND	4 011	1 904	855
BRAZIL	245 291	9 800	4 487	DENMARK	167 926	22 103	10 130
CHILE	201	81	39	GREECE	18 144	2 774	1 254
BOLIVIA	53	113	50	PORTUGAL	14 186	1 760	791
PARAGUAY	15 023	560	257	SPAIN	18 581	3 262	1 587
ARGENTINA	1 397	493	234	CANARY IS	1 000	1 726	797
CYPRUS	3 081	2 311	1 065	ICELAND	2 362	107	51
LEBANON	1 838	1 019	453	NORWAY	30 925	3 995	1 850
SYRIA	389	101	45	SWEDEN	157 982	9 534	4 277
IRAQ	292	174	78	FINLAND	5 369	3 067	1 371
ISRAEL	6 088	712	325	SWITZERLAND	30 161	14 212	6 506
JORDAN	2 864	1 536	705	AUSTRIA	90 619	24 499	11 103
SAUDI ARABIA	27 264	14 032	6 471	YUGOSLAVIA	2 702	3 086	1 375
KUWAIT	8 015	7 011	3 192	TURKEY	24 578	1 411	620
BAHRAIN	1 985	1 697	790	CZECHOSLOVA	17 254	1 256	558
QATAR	1 343	1 025	472	HUNGARY	15 315	975	442
ARAB EMIRAT	7 274	6 685	3 110	ROMANIA	1 507	91	40
OMAN	2 885	2 785	1 263	BULGARIA	3 065	1 487	694
NORTH YEMEN	165	152	75	MOROCCO	2 189	98	43



## 6 IMPORTS AND EXPORTS (SPECIAL TRADE) BY GROUPS OF THE SITC-REV. 11 AND BY COUNTRIES OF PRODUCTION AND CONSUMPTION 1986

GROUP COUNTRY	DT = 100 KG	1 000 DM	1 000 \$	GROUP COUNTRY	DT = 100 KG	1 000 DM	1 000 \$
ALGERIA	10 874	1 085	481	CHINA	441 587	119 351	55 476
TUNISIA	13 730	1 462	663	SOUTH KOREA	767	673	310
LIBYA	327	79	37	JAPAN	710	900	408
EGYPT	2 584	86	38	TAIWAN	239 831	75 107	34 132
SUDAN	10 953	618	295	HONG KONG	1 073	421	194
SENEGAL	1 175	143	67	NEW ZEALAND	130	86	40
LIBERIA	67	140	65				
IVORY COAST	100	79	39	EXPORTS	896 010	277 025	128 187
TOGO	112	165	73				
BENIN	310	407	177	FRANCE	158 835	39 457	18 264
NIGERIA	688	1 097	494	BELGIUM LUX	82 679	22 865	10 571
CAMEROON	1 025	1 235	578	NETHERLANDS	214 974	51 179	23 901
CENT AFR REP	78	87	40	ITALY	140 532	61 860	28 611
GABON	483	511	231	UNITD KINGDOM	99 353	26 504	12 104
CONGO	58	98	43	IRELAND	5 882	1 609	729
ZAIRE	582	585	276	DENMARK	56 891	11 082	5 121
ETHIOPIA	22 321	1 521	687	GREECE	2 001	679	320
KENYA	1 878	5 677	2 680	PORTUGAL	1 323	719	328
TANZANIA	205	372	174	SPAIN	14 221	3 943	1 822
MOZAMBIQUE	203	217	96	CANARY IS	3 215	944	435
MADAGASCAR	157	145	67	ICELAND	187	96	37
MAURITIUS	140	125	57	NORWAY	3 402	1 771	814
ZAMBIA	78	264	124	SWEDEN	14 778	6 008	2 781
ZIMBABWE	379	679	306	FINLAND	4 635	1 912	888
MALAWI	67	121	54	SWITZERLAND	18 929	15 612	7 222
REP S AFRICA	4 830	5 180	2 318	AUSTRIA	22 205	10 630	4 923
USA	33 463	38 259	16 412	YUGOSLAVIA	265	103	51
CANADA	3 079	2 558	1 163	LIBYA	296	61	31
MEXICO	694	882	405	EGYPT	434	132	60
NICARAGUA	350	115	58	TOGO	480	75	36
COSTA RICA	150	208	93	REP S AFRICA	2 432	1 036	468
PANAMA	1 646	534	252	USA	17 801	7 814	3 635
CUBA	600	356	152	CANADA	13 886	2 837	1 304
TRINIDAD TOB	47	98	45	BRAZIL	350	144	71
NETH ANTILL	490	100	44	IRAQ	986	417	192
VENEZUELA	15 189	2 630	1 186	ISRAEL	2 283	1 835	854
PERU	2 510	3 227	1 444	SAUDI ARABIA	1 144	496	232
BRAZIL	9 801	6 272	2 857	KUWAIT	459	280	127
BOLIVIA	158	303	133	BAHRAIN	170	116	53
PARAGUAY	66	80	39	ARAB EMIRAT	170	110	52
URUGUAY	66	141	65	SINGAPORE	434	280	131
CYPRUS	275	102	43	JAPAN	2 618	644	304
LEBANON	541	91	40	HONG KONG	946	319	147
IRAQ	420	185	86	AUSTRALIA	4 325	2 328	1 093
ISRAEL	628	475	224	NEW ZEALAND	213	138	61
JORDAN	1 287	97	42				
SAUDI ARABIA	2 863	181	87	057 FRUIT,NUTS FRESH,DRIED			
INDIA	227	148	63				
SRI LANKA	11 694	1 282	554	IMPORTS	35 424 879	5 290 935	2 450 163
THAILAND	727	1 875	827				
INDONESIA	2 589	394	172	FRANCE	1 726 221	254 446	119 678
MALAYSIA	130	91	41	BELGIUM LUX	250 333	36 744	17 100
CHINA	243	139	67	NETHERLANDS	566 254	76 391	36 009
JAPAN	26 898	35 297	15 357	ITALY	8 831 743	1 259 164	585 187
TAIWAN	3 402	1 621	725	UNITD KINGDOM	14 385	2 483	1 176
HONG KONG	332	608	267	DENMARK	23 714	3 258	1 534
AUSTRALIA	139	103	48	GREECE	1 994 180	247 060	115 749
NEW ZEALAND	385	64	30	PORTUGAL	12 602	4 232	1 971
				SPAIN	6 474 139	759 248	350 814
056 VEGTBLES ETC PRSD,PREPD				CANARY IS	2 320	467	219
IMPORTS	8 887 390	1 566 939	722 151	SWEDEN	1 137	325	156
				FINLAND	398	99	47
FRANCE	1 670 499	326 363	150 027	SWITZERLAND	6 391	1 218	589
BELGIUM LUX	1 091 511	126 510	57 880	AUSTRIA	43 154	2 890	1 357
NETHERLANDS	2 612 544	431 992	199 801	YUGOSLAVIA	54 705	4 904	2 323
ITALY	1 600 102	209 792	96 649	TURKEY	884 580	455 538	208 878
UNITD KINGDOM	90 274	16 714	7 709	SOVIET UNION	18 354	3 880	1 727
IRELAND	967	548	265	POLAND	102 348	13 714	6 368
DENMARK	39 887	14 893	6 861	CZECHOSLOVA	238 843	4 746	2 275
GREECE	211 490	36 884	16 911	HUNGARY	137 325	10 327	4 816
PORTUGAL	4 455	2 350	1 079	ROMANIA	209 438	13 747	6 620
SPAIN	156 287	52 182	24 077	BULGARIA	21 069	3 816	1 729
SWEDEN	240	70	30	ALBANIA	2 213	353	158
SWITZERLAND	2 830	2 771	1 261	MOROCCO	937 877	92 621	41 928
AUSTRIA	16 244	2 178	1 043	ALGERIA	681	372	163
YUGOSLAVIA	128 199	16 428	7 601	TUNISIA	9 272	4 400	2 097
TURKEY	131 410	39 365	18 327	EGYPT	278	76	31
SOVIET UNION	16 484	2 123	951	MALI	619	242	109
POLAND	39 786	4 666	2 093	SENEGAL	1 613	495	217
CZECHOSLOVA	28 875	4 344	2 011	IVORY COAST	374 232	43 635	20 041
HUNGARY	131 548	22 209	10 303	GHANA	903	126	61
ROMANIA	7 143	2 258	1 051	TOGO	535	166	74
BULGARIA	44 828	4 264	1 969	ETHIOPIA	669	218	97
ALBANIA	2 591	1 312	609	KENYA	11 493	4 244	1 957
MOROCCO	17 988	3 430	1 583	UGANDA	1 997	219	105
EGYPT	12 812	3 879	1 792	MOZAMBIQUE	2 315	2 044	953
REP S AFRICA	15 781	5 896	2 673	REUNION	1 170	143	72
LESOTHO	788	307	136	MAURITIUS	557	225	110
USA	31 812	14 575	6 752	ZAMBIA	316	65	30
CANADA	14 470	1 982	907	ZIMBABWE	34 128	3 237	1 600
MEXICO	6 912	2 312	1 064	REP S AFRICA	1 173 048	183 880	84 689
ECUADOR	3 731	2 033	942	SWAZILAND	38 930	4 139	1 962
PERU	12 788	3 303	1 516	USA	822 939	330 294	154 469
BRAZIL	1 210	737	324	CANADA	1 253	226	92
CHILE	1 648	677	307	MEXICO	9 325	2 893	1 345
ARGENTINA	404	201	90	GUATEMALA	30 089	3 515	1 629
LEBANON	524	80	30	HONDURAS	705 677	78 614	36 760
SYRIA	3 423	1 617	721	NICARAGUA	185 301	18 835	8 645
ISRAEL	20 940	2 605	1 194	COSTA RICA	1 264 385	129 293	59 929
PAKISTAN	28	358	173	PANAMA	1 814 218	218 856	100 906
INDIA	5 884	2 290	1 054	CUBA	2 213	286	143
THAILAND	14 428	2 095	967	DOMINIC REP	4 782	521	252
INDONESIA	6 753	1 594	759	MARTINIQUE	2 326	614	297
				JAMAICA	2 303	497	220



## 6 IMPORTS AND EXPORTS (SPECIAL TRADE) BY GROUPS OF THE SITC-REV. 11 AND BY COUNTRIES OF PRODUCTION AND CONSUMPTION 1986

GROUP COUNTRY	DT = 100 KG	1 000 DM	1 000 \$	GROUP COUNTRY	DT = 100 KG	1 000 DM	1 000 \$
COLOMBIA	1 208 641	137 248	63 556	COSTA RICA	4 579	1 031	476
VENEZUELA	4 302	1 400	625	PANAMA	15 644	2 594	1 177
ECUADOR	1 546 238	178 059	81 126	CUBA	3 598	647	294
PERU	8 270	3 473	1 619	HAITI	4 852	889	405
BRAZIL	84 661	25 828	11 982	DOMINIC REP	1 521	622	287
CHILE	804 932	130 848	58 625	MARTINIQUE	40 874	5 699	2 628
URUGUAY	28 039	2 433	1 191	JAMAICA	631	231	104
ARGENTINA	243 947	34 235	15 544	NETH ANTILL	2 050	435	192
CYPRUS	252 751	25 375	11 384	COLOMBIA	3 426	785	366
IRAQ	4 868	2 851	1 398	VENEZUELA	2 602	765	344
IRAN	159 329	81 104	38 169	ECUADOR	3 527	1 986	901
ISRAEL	1 043 240	116 888	53 017	PERU	18 711	4 807	2 209
JORDAN	2 009	174	72	BRAZIL	1 499 772	363 320	167 226
AFGHANISTAN	1 086	334	155	CHILE	6 699	1 644	728
PAKISTAN	969	403	182	ARGENTINA	51 712	14 944	6 876
INDIA	18 449	21 952	10 398	CYPRUS	11 428	2 784	1 252
SRI LANKA	75 385	11 188	5 240	IRAQ	420	105	51
THAILAND	3 498	1 885	876	IRAN	1 822	1 703	801
INDONESIA	816	228	100	ISRAEL	205 539	49 354	22 492
MALAYSIA	3 436	581	283	INDIA	9 029	3 020	1 398
SINGAPORE	833	112	51	SRI LANKA	2 079	701	333
PHILIPPINES	23 646	3 474	1 600	THAILAND	363 733	45 013	20 259
CHINA	33 193	12 171	5 712	INDONESIA	60 474	6 537	3 026
SOUTH KOREA	693	116	52	MALAYSIA	37 904	6 403	2 806
JAPAN	2 520	618	277	PHILIPPINES	110 487	21 117	9 493
TAIWAN	1 378	676	308	CHINA	28 226	8 507	3 857
AUSTRALIA	207 762	54 942	25 925	SOUTH KOREA	3 601	843	392
NEW ZEALAND	605 613	155 642	72 931	JAPAN	10 871	2 790	1 274
N ZEAL OCEAN	701	95	43	TAIWAN	6 359	2 020	936
EXPORTS	1 688 202	338 303	155 884	HONG KONG	3 362	1 182	544
FRANCE	209 255	54 795	24 952	AUSTRALIA	56 400	8 198	3 766
BELGIUM LUX	85 648	29 267	13 479	NEW ZEALAND	29 007	7 803	3 546
NETHERLANDS	294 582	54 862	25 287	FJIJ	230	101	49
ITALY	276 505	48 044	22 079	EXPORTS	3 533 772	749 135	346 580
UNTD KINGDOM	53 976	19 895	9 030	FRANCE	338 164	133 362	61 723
IRELAND	7 914	1 426	632	BELGIUM LUX	531 254	90 489	41 584
DENMARK	373 080	50 411	23 612	NETHERLANDS	1 209 878	148 381	68 447
GREECE	2 708	966	477	ITALY	145 593	41 035	19 042
PORTUGAL	1 400	251	117	UNTD KINGDOM	358 590	77 353	36 084
SPAIN	7 894	3 790	1 842	IRELAND	48 889	4 619	2 116
ICELAND	1 600	646	312	DENMARK	202 678	42 559	19 697
NORWAY	26 013	4 812	2 213	GREECE	11 855	3 584	1 667
SWEDEN	94 084	14 159	6 356	PORTUGAL	960	339	156
FINLAND	133 596	13 908	6 420	SPAIN	4 151	1 677	774
SWITZERLAND	45 223	10 909	5 002	CANARY IS	4 488	1 067	492
AUSTRIA	50 518	13 477	6 261	ICELAND	825	268	126
YUGOSLAVIA	685	178	87	NORWAY	14 720	4 663	2 179
POLAND	3 487	596	275	SWEDEN	30 634	10 423	4 785
HUNGARY	906	131	64	FINLAND	13 234	5 014	2 320
REP S AFRICA	159	147	71	SWITZERLAND	36 523	19 098	8 904
USA	7 559	8 176	3 823	AUSTRIA	39 108	14 015	6 499
CANADA	867	1 107	507	MALTA	489	306	147
CYPRUS	151	107	52	YUGOSLAVIA	463	79	39
IRAQ	224	89	39	SOVIET UNION	430	660	312
IRAN	127	102	50	POLAND	14 190	2 105	993
ISRAEL	5 468	3 317	1 565	CZECHOSLOVA	1 653	615	281
KUWAIT	103	110	51	HUNGARY	3 477	1 144	506
JAPAN	334	432	204	ROMANIA	195	102	46
HONG KONG	791	513	251	LIBYA	3 685	618	292
AUSTRALIA	1 005	999	460	SUDAN	106	119	52
NEW ZEALAND	253	195	96	TOGO	410	71	31
058 FRUIT PRESERVED, PREPARED				ANGOLA	3 803	489	209
IMPORTS	10 563 420	2 025 879	935 267	SOMALIA	174	71	34
FRANCE	532 207	77 733	35 807	REP S AFRICA	1 286	439	195
BELGIUM LUX	236 146	54 237	25 067	USA	423 957	113 506	52 781
NETHERLANDS	746 732	154 221	71 326	CANADA	47 558	15 091	6 912
ITALY	2 281 266	391 849	181 342	ANTIGUA	615	118	53
UNTD KINGDOM	81 217	27 031	12 625	CYPRUS	320	94	44
IRELAND	774	626	298	LEBANON	439	104	49
DENMARK	90 760	20 995	9 676	IRAQ	1 359	449	196
GREECE	847 801	125 474	57 492	ISRAEL	1 060	671	309
PORTUGAL	1 106	197	90	SAUDI ARABIA	7 085	2 575	1 223
SPAIN	505 358	100 921	46 746	KUWAIT	2 437	945	420
NORWAY	5 910	2 294	1 050	BAHRAIN	165	93	41
SWEDEN	34 154	12 300	5 744	ARAB EMIRAT	709	335	157
FINLAND	9 487	3 217	1 547	OMAN	658	234	106
SWITZERLAND	76 121	15 464	7 149	INDIA	1 297	334	155
AUSTRIA	30 509	6 281	3 002	SINGAPORE	1 237	422	197
MALTA	2 336	480	220	JAPAN	14 231	4 852	2 132
YUGOSLAVIA	390 855	70 956	33 014	TAIWAN	1 915	698	318
TURKEY	88 050	47 682	22 032	HONG KONG	1 025	547	255
SOVIET UNION	16 244	2 446	1 088	AUSTRALIA	2 803	2 299	1 050
POLAND	747 264	127 590	59 461	FR POLYNESIA	100	145	66
CZECHOSLOVA	120 187	12 268	5 611	061 SUGAR AND HONEY			
HUNGARY	182 180	30 449	14 452	IMPORTS	10 215 545	767 847	354 108
ROMANIA	28 207	4 865	2 282	FRANCE	2 034 961	234 102	107 577
BULGARIA	37 422	6 552	3 198	BELGIUM LUX	902 041	95 019	44 011
MOROCCO	117 800	28 747	13 400	NETHERLANDS	2 023 963	116 694	53 991
IVORY COAST	24 348	4 251	1 882	ITALY	101 681	14 128	6 486
KENYA	136 579	22 560	10 531	UNTD KINGDOM	44 416	5 091	2 340
ZIMBABWE	4 545	949	450	IRELAND	1 072	224	105
REP S AFRICA	418 008	59 209	27 378	DENMARK	463 078	16 855	7 830
SWAZILAND	27 357	5 419	2 499	GREECE	845	375	172
USA	78 474	23 579	10 830	SPAIN	6 317	2 790	1 301
CANADA	45 035	12 251	5 563	NORWAY	1 220	906	414
MEXICO	3 492	1 262	585	FINLAND	33 914	783	386
GUATEMALA	879	238	108	SWITZERLAND	1 034	637	294
HONDURAS	11 887	2 190	999	AUSTRIA	184 162	10 682	4 938
EL SALVADOR	299	182	83	YUGOSLAVIA	3 929	1 340	609



6 IMPORTS AND EXPORTS (SPECIAL TRADE) BY GROUPS OF THE SITC-REV. 11 AND BY COUNTRIES OF PRODUCTION AND CONSUMPTION 1986

GROUP COUNTRY	DT = 100 KG	1 000 DM	1 000 \$	GROUP COUNTRY	DT = 100 KG	1 000 DM	1 000 \$
TURKEY	19 201	7 782	3 603	NETH ANTILL	6 148	301	136
SOVIET UNION	59 274	10 443	4 786	COLOMBIA	931	127	58
POLAND	295 277	7 492	3 417	VENEZUELA	1 765	214	97
CZECHOSLOVA	33 336	4 593	2 109	GUAYANA	2 136	110	52
HUNGARY	44 515	10 997	5 063	ECUADOR	812	193	86
ROMANIA	6 278	1 873	887	PERU	133 996	5 136	2 533
BULGARIA	11 828	2 671	1 213	BRAZIL	3 740	414	195
MOROCCO	31 986	869	422	CHILE	40 268	2 110	939
SUDAN	168 316	2 992	1 380	URUGUAY	457	73	36
REUNION	1 155	230	107	ARGENTINA	4 141	724	327
MAURITIUS	22 932	3 283	1 507	CYPRUS	136 925	5 255	2 453
REP S AFRICA	50 290	881	436	LEBANON	353 228	11 341	5 477
USA	319 646	12 242	5 563	SYRIA	94 084	4 185	1 916
CANADA	21 345	15 657	7 175	IRAQ	14 386	1 121	490
MEXICO	542 697	57 706	26 921	IRAN	1 575 285	66 983	29 616
GUATEMALA	16 167	4 111	1 910	ISRAEL	833 963	35 375	16 607
HONDURAS	312	72	31	JORDAN	26 534	1 494	681
EL SALVADOR	11 531	2 340	1 079	SAUDI ARABIA	184 349	13 566	6 370
COSTA RICA	315	77	34	KUWAIT	224 772	10 357	4 780
PANAMA	1 152	185	80	BAHRAIN	1 304	128	58
CUBA	22 013	4 203	1 934	QATAR	432	183	84
COLOMBIA	733	254	117	ARAB EMIRAT	382 285	16 620	7 910
BRAZIL	456 785	8 373	3 812	OMAN	117 470	4 819	2 251
CHILE	10 383	2 126	973	NORTH YEMEN	143 856	7 065	3 220
URUGUAY	20 969	3 935	1 790	SOUTH YEMEN	1 512	218	93
ARGENTINA	103 563	20 776	9 436	PAKISTAN	117 891	6 045	2 774
IRAN	242 685	4 145	2 046	INDIA	288 534	11 747	5 140
PAKISTAN	493 310	8 583	3 717	BANGLADESH	14 114	762	345
THAILAND	514 026	9 679	4 288	MALDIVES	30 000	1 058	488
INDONESIA	528 270	9 860	4 715	SRI LANKA	1 987	125	55
MALAYSIA	128 457	2 577	1 204	THAILAND	1 009	159	71
CHINA	178 136	33 465	15 590	INDONESIA	269 710	13 939	6 480
JAPAN	2 540	1 369	638	MALAYSIA	1 458	196	91
TAIWAN	277	270	124	BRUNEI	4 026	178	85
AUSTRALIA	37 594	7 040	3 226	SINGAPORE	15 084	708	316
NEW ZEALAND	14 706	4 825	2 204	PHILIPPINES	76 705	4 483	2 034
EXPORTS	12 464 014	847 985	392 494	SOUTH KOREA	2 960	387	174
FRANCE	134 276	25 466	11 716	JAPAN	169 724	22 512	10 487
BELGIUM LUX	108 700	20 676	9 641	TAIWAN	3 317	433	192
NETHERLANDS	699 420	103 246	49 712	HONG KONG	66 919	3 016	1 413
ITALY	1 349 755	195 953	88 863	AUSTRALIA	2 521	277	128
UNITED KINGDOM	80 873	8 025	3 663	SOLOMON IS	10 346	594	281
IRELAND	17 884	2 597	1 225	NEW CALEDON	25 391	1 244	593
DENMARK	248 367	19 588	9 089	VANUATU	2 310	127	58
GREECE	8 894	2 241	1 042	WEST SAMOA	5 265	245	107
PORTUGAL	2 924	459	214	FR POLYNESIA	10 120	520	231
SPAIN	6 734	1 237	569	062 SUGAR PREPS NON-COCOA			
CANARY IS	171 944	8 038	3 878	IMPORTS	450 309	239 416	110 469
ICELAND	7 875	408	182	FRANCE	97 649	62 555	28 676
NORWAY	256 596	12 896	5 805	BELGIUM LUX	53 677	23 154	10 681
SWEDEN	6 252	974	457	NETHERLANDS	162 011	72 092	33 454
FINLAND	52 567	3 495	1 701	ITALY	8 678	8 642	3 996
SWITZERLAND	1 475 763	70 879	33 296	UNITED KINGDOM	31 303	15 137	6 959
AUSTRIA	31 334	6 610	3 056	IRELAND	6 578	3 681	1 662
GIBRALTAR	2 234	105	48	DENMARK	15 983	10 268	4 774
VATICAN CITY	11 850	680	297	GREECE	8 027	3 029	1 388
YUGOSLAVIA	6 102	687	321	SPAIN	4 932	3 825	1 771
TURKEY	2 399	273	126	SWEDEN	2 142	1 138	527
SOVIET UNION	80 251	3 617	1 753	FINLAND	2 290	900	410
CZECHOSLOVA	11 061	1 108	507	SWITZERLAND	29 392	22 833	10 555
HUNGARY	780	134	62	AUSTRIA	3 380	3 386	1 560
ROMANIA	2 549	397	188	YUGOSLAVIA	5 863	1 541	710
BULGARIA	11 757	1 186	535	TURKEY	6 042	1 757	802
ALGERIA	337 389	14 475	7 046	POLAND	2 433	799	368
TUNISIA	52 337	2 518	1 222	CZECHOSLOVA	2 588	818	383
LIBYA	5 004	253	118	HUNGARY	3 315	713	331
EGYPT	445 761	20 128	8 736	REP S AFRICA	420	108	46
SUDAN	12 557	544	254	USA	1 429	743	347
MAURITANIA	35 783	1 193	589	MEXICO	490	236	113
MALI	25 867	1 093	488	SOUTH KOREA	166	94	39
NIGER	16 380	622	274	JAPAN	392	761	360
CAPE VERDE	8 000	289	145	TAIWAN	777	1 021	478
GAMBIA	172 617	6 975	3 183	EXPORTS	606 441	282 925	130 598
GUINEA	63 410	2 346	1 148	FRANCE	28 639	15 667	7 244
SIERRA LEONE	21 676	729	357	BELGIUM LUX	42 432	17 659	8 159
LIBERIA	60 480	2 532	1 180	NETHERLANDS	115 831	44 970	20 797
IVORY COAST	5 001	225	107	ITALY	29 380	16 587	7 721
GHANA	31 257	1 305	596	UNITED KINGDOM	13 859	6 390	2 969
TOGO	89 746	3 931	1 840	IRELAND	167	98	46
BENIN	4 960	207	91	DENMARK	12 399	6 816	3 144
NIGERIA	355 807	15 757	7 483	GREECE	1 991	1 241	577
CAMEROON	22 500	851	403	PORTUGAL	366	322	143
ZAIRE	13 931	622	289	SPAIN	2 219	1 114	516
RWANDA	59 330	2 459	1 116	CANARY IS	810	484	225
ANGOLA	4 010	217	98	ICELAND	610	415	188
ETHIOPIA	5 599	569	272	NORWAY	3 962	2 776	1 275
SOMALIA	76 166	3 040	1 466	SWEDEN	6 036	3 463	1 575
KENYA	146 011	5 962	2 771	FINLAND	3 176	1 845	861
UGANDA	11 990	534	235	SWITZERLAND	24 392	13 622	6 268
TANZANIA	46 791	1 976	903	AUSTRIA	60 803	30 876	14 336
SEYCHELLES	5 000	155	78	ANDORRA	248	135	65
MOZAMBIQUE	1 971	138	65	MALTA	605	395	188
REP S AFRICA	2 668	354	168	POLAND	1 095	617	291
USA	50 403	2 544	1 232	CZECHOSLOVA	2 164	1 864	893
CANADA	44 424	3 395	1 558	EGYPT	260	118	55
MEXICO	785	134	62	MAURITANIA	228	172	82
GUATEMALA	843	175	78	REUNION	181	111	55
BAHAMAS	9 380	391	182	REP S AFRICA	451	267	119
DOMINIC REP	4 662	254	118	USA	218 771	95 659	43 913
AM VIRGIN IS	4 988	252	118				
ST LUCIA	2 000	84	38				
ST VINCENT	1 780	83	37				



6 IMPORTS AND EXPORTS (SPECIAL TRADE) BY GROUPS OF THE SITC-REV. II AND BY COUNTRIES OF PRODUCTION AND CONSUMPTION 1986

GROUP COUNTRY	DT = 100 KG	1 000 DM	1 000 \$	GROUP COUNTRY	DT = 100 KG	1 000 DM	1 000 \$
CANADA	8 734	4 216	1 942	GREECE	2 715	5 194	2 400
MARTINIQUE	201	118	55	PORTUGAL	45	78	37
NETH ANTILL	144	119	56	SPAIN	468	1 068	506
BRAZIL	656	268	124	CANARY IS	1 564	3 260	1 480
PARAGUAY	317	208	97	ICELAND	748	947	441
CYPRUS	268	152	69	NORWAY	14 590	20 757	9 619
LEBANON	671	314	148	SWEDEN	10 311	28 010	12 845
ISRAEL	5 116	2 665	1 236	FINLAND	841	2 937	1 326
JORDAN	597	266	120	SWITZERLAND	22 439	34 452	15 882
SAUDI ARABIA	4 042	1 942	886	AUSTRIA	58 857	65 329	30 104
KUWAIT	838	579	269	MALTA	45	181	88
QATAR	185	136	64	YUGOSLAVIA	380	358	158
ARAB EMIRAT	1 364	638	383	TURKEY	202	399	183
AFGHANISTAN	109	85	39	SOVIET UNION	285	929	455
MALAYSIA	365	223	103	POLAND	16 434	18 246	8 864
SINGAPORE	233	178	83	CZECHOSLOVA	2 887	3 778	1 798
JAPAN	3 702	2 362	1 094	HUNGARY	28	105	52
TAIWAN	1 056	527	253	ROMANIA	4 104	7 520	3 329
HONG KONG	3 749	2 235	1 052	BULGARIA	3 451	6 453	2 993
AUSTRALIA	1 976	1 030	468	MOROCCO	201	177	89
NEW ZEALAND	166	119	55	LIBYA	38	99	44
FR POLYNESIA	93	69	31	EGYPT	90	209	97
				NIGERIA	42	142	66
071 COFFEE AND SUBSTITUTES				REP S AFRICA	495	526	247
IMPORTS	5 858 300	5 410 118	2 500 021	USA	262 247	293 308	135 930
FRANCE	17 249	16 906	7 861	CANADA	32 687	37 361	17 180
BELGIUM LUX	21 596	44 267	20 561	BRAZIL	36	88	36
NETHERLANDS	38 665	40 110	18 730	ARGENTINA	12	63	30
ITALY	17 311	29 661	13 606	CYPRUS	443	763	367
UNTD KINGDOM	28 886	40 481	18 628	LEBANON	45	135	62
DENMARK	148	222	100	SYRIA	5	80	37
GREECE	199	325	146	IRAQ	75	295	129
SWEDEN	91	265	120	ISRAEL	6 007	9 606	4 466
SWITZERLAND	4 864	5 049	2 333	JORDAN	268	473	210
AUSTRIA	564	605	286	SAUDI ARABIA	1 276	2 098	952
POLAND	3 634	322	144	KUWAIT	329	605	277
HUNGARY	7 193	756	351	BAHRAIN	144	255	118
BULGARIA	2 517	5 351	2 669	QATAR	67	107	47
GUINEA	8 876	6 642	3 105	ARAB EMIRAT	301	531	260
SIERRA LEONE	448	329	156	OMAN	411	610	278
LIBERIA	15 819	11 551	5 147	MALAYSIA	337	761	345
IVORY COAST	234 988	171 285	76 746	SINGAPORE	382	964	451
TOGO	16 378	11 503	5 184	JAPAN	6 449	19 403	8 930
BENIN	763	607	272	TAIWAN	1 822	3 090	1 399
NIGERIA	871	561	278	HONG KONG	1 711	2 136	979
CAMEROON	220 698	181 148	83 934	AUSTRALIA	7 923	16 401	7 532
CENT AFR REP	13 342	9 376	4 248	NEW ZEALAND	1 130	1 681	777
EQUAT GUINEA	5 252	3 257	1 577	072 COCOA			
CONGO	572	337	157	IMPORTS	2 575 763	1 581 361	725 452
ZAIRE	88 282	80 704	37 276	FRANCE	30 034	24 416	11 512
RWANDA	227 008	204 647	94 318	BELGIUM LUX	15 466	13 073	6 104
BURUNDI	189 049	172 021	77 811	NETHERLANDS	292 067	241 566	112 117
ANGOLA	3 693	2 531	1 110	ITALY	29 376	21 342	9 929
ETHIOPIA	250 448	246 506	115 600	UNTD KINGDOM	3 934	2 736	1 253
KENYA	359 749	350 652	163 657	GREECE	580	603	283
UGANDA	93 326	72 066	32 821	SPAIN	7 152	8 244	3 829
TANZANIA	260 627	229 524	102 425	SWEDEN	400	300	139
MADAGASCAR	10 156	7 056	3 404	SWITZERLAND	442	514	235
ZAMBIA	1 734	1 642	773	POLAND	29 060	32 797	15 040
ZIMBABWE	26 487	28 210	12 503	HUNGARY	2 350	2 172	1 049
MALAWI	11 239	10 128	4 636	NIGER	29 146	13 504	6 485
REP S AFRICA	134	107	52	GUINEA	2 683	1 547	712
USA	1 687	1 873	841	SIERRA LEONE	23 563	13 373	6 206
MEXICO	88 470	72 439	33 400	LIBERIA	10 854	6 756	2 888
GUATEMALA	116 556	110 270	50 665	IVORY COAST	886 877	515 268	235 190
HONDURAS	34 771	32 723	15 158	GHANA	95 281	54 766	25 199
EL SALVADOR	316 128	293 730	135 662	TOGO	37 468	25 027	11 530
NICARAGUA	56 906	54 887	25 174	BENIN	153 944	75 839	35 430
COSTA RICA	131 154	125 580	57 687	NIGERIA	79 284	49 347	22 948
PANAMA	7 286	6 083	2 779	CAMEROON	156 668	89 840	40 607
CUBA	3 845	3 638	1 604	CENT AFR REP	196	132	58
HAITI	7 914	6 836	3 097	EQUAT GUINEA	10 100	5 915	2 510
COLOMBIA	1 933 463	1 872 015	873 897	S TOME PRINC	10 373	5 227	2 455
VENEZUELA	29 547	21 535	10 174	GABON	4 184	2 595	1 150
SURINAME	350	274	134	CONGO	1 360	601	293
ECUADOR	35 672	32 450	15 223	ZAIRE	5 249	2 395	1 123
PERU	33 716	28 235	13 162	UGANDA	1 300	604	298
BRAZIL	397 340	381 574	170 710	TANZANIA	5 919	3 291	1 468
BOLIVIA	4 233	3 997	1 864	MADAGASCAR	308	135	66
PARAGUAY	2 722	2 578	1 207	REP S AFRICA	335	207	85
ISRAEL	656	1 214	544	USA	518	175	82
INDIA	33 594	27 631	12 988	CANADA	110	110	49
SRI LANKA	14 336	8 881	3 914	MEXICO	5 083	3 977	1 831
THAILAND	2 998	2 064	985	HONDURAS	962	595	253
LAOS	726	503	232	COSTA RICA	2 583	1 674	765
VIETNAM	4 809	3 725	1 718	CUBA	1 193	1 244	594
INDONESIA	200 997	136 424	63 678	HAITI	22 306	11 055	5 100
MALAYSIA	3 159	2 695	1 233	JAMAICA	2 682	1 814	834
SINGAPORE	482	285	127	TRINIDAD TOB	111	97	43
PHILIPPINES	2 790	2 015	903	GRENADA	2 107	1 503	678
CHINA	280	315	143	COLOMBIA	3 382	2 106	903
PAPUA NEW G	208 657	186 737	88 314	VENEZUELA	1 031	685	318
EXPORTS	1 060 219	1 543 924	711 010	SURINAME	9 037	4 000	1 802
FRANCE	115 451	191 868	88 251	ECUADOR	32 447	18 071	8 247
BELGIUM LUX	160 506	219 858	101 188	PERU	350	377	168
NETHERLANDS	135 225	173 342	79 520	BRAZIL	94 072	62 567	27 920
ITALY	2 874	7 882	3 640	BOLIVIA	976	474	207
UNTD KINGDOM	104 168	254 362	117 547	INDIA	604	514	239
IRELAND	1 258	4 081	1 907	SRI LANKA	2 344	1 209	528
DENMARK	75 203	100 278	44 931	INDONESIA	117 116	62 931	28 850
				MALAYSIA	181 823	99 722	45 364



## 6 IMPORTS AND EXPORTS (SPECIAL TRADE) BY GROUPS OF THE SITC-REV. 11 AND BY COUNTRIES OF PRODUCTION AND CONSUMPTION 1986

GROUP COUNTRY	DT = 100 KG	1 000 DM	1 000 \$	GROUP COUNTRY	DT = 100 KG	1 000 DM	1 000 \$
SINGAPORE	8 706	4 558	2 114	BULGARIA	3 681	2 273	1 056
PHILIPPINES	12 071	6 930	3 061	EGYPT	222	136	64
CHINA	350	376	165	TOGO	86	79	32
PAPUA NEW G	131 039	71 593	33 054	NIGERIA	276	195	93
SOLOMON IS	8 536	4 609	2 128	ANGOLA	306	223	95
FIJI	3 250	1 664	774	REP S AFRICA	583	731	328
VANUATU	942	441	192	USA	35 291	31 265	14 821
WEST SAMOA	3 895	2 069	960	CANADA	20 943	16 245	7 756
EXPORTS	747 634	646 177	297 590	CHILE	174	168	79
FRANCE	213 388	189 629	87 496	PARAGUAY	43	69	31
BELGIUM LUX	48 314	43 084	20 074	URUGUAY	96	103	51
NETHERLANDS	106 542	106 849	48 682	ARGENTINA	238	296	144
ITALY	64 353	43 542	20 080	CYPRUS	256	202	96
UNTD KINGDOM	37 773	37 650	17 239	LEBANON	714	352	164
IRELAND	1 050	1 496	661	ISRAEL	17 338	9 635	4 571
DENMARK	14 394	7 661	3 492	SAUDI ARABIA	1 694	1 490	689
GREECE	6 109	4 153	1 956	KUWAIT	1 880	1 729	793
PORTUGAL	230	63	32	BAHRAIN	304	330	148
SPAIN	1 962	421	195	QATAR	218	236	108
ICELAND	2 218	2 478	1 144	ARAB EMIRAT	1 501	1 010	465
NORWAY	8 777	10 805	5 028	OMAN	371	276	125
SWEDEN	17 179	14 112	6 665	AFGHANISTAN	136	81	36
FINLAND	7 588	7 922	3 634	SRI LANKA	56	67	33
SWITZERLAND	44 625	55 134	25 405	INDONESIA	92	78	35
AUSTRIA	38 214	32 482	15 091	SINGAPORE	1 541	1 290	601
YUGOSLAVIA	602	583	266	JAPAN	9 612	8 921	4 316
TURKEY	4 296	2 554	1 194	TAIWAN	415	690	328
POLAND	4 922	2 069	940	HONG KONG	1 386	2 709	1 265
CZECHOSLOVA	1 000	205	96	AUSTRALIA	3 499	4 208	1 941
HUNGARY	1 349	863	391	NEW ZEALAND	95	174	82
ROMANIA	8 360	2 909	1 427	074 TEA AND MATE			
ALBANIA	300	212	93	IMPORTS	196 006	131 862	60 748
ALGERIA	4 820	4 189	1 830	BELGIUM LUX	43	73	34
EGYPT	1 585	445	203	NETHERLANDS	438	318	147
KENYA	302	106	49	UNTD KINGDOM	2 906	3 632	1 688
REP S AFRICA	3 346	4 564	2 064	TURKEY	3 962	2 448	1 084
USA	39 769	14 957	6 973	SOVIET UNION	3 087	898	418
CANADA	14 055	12 137	5 597	ZAIRE	721	543	254
LEBANON	1 373	451	211	KENYA	4 052	2 648	1 200
SYRIA	1 480	492	220	TANZANIA	174	127	55
IRAN	578	827	360	MOZAMBIQUE	586	255	115
ISRAEL	4 023	4 100	1 851	MAURITIUS	902	489	223
JORDAN	391	170	81	ZIMBABWE	366	142	68
SAUDI ARABIA	262	220	103	MALAWI	4 116	2 087	935
MALAYSIA	180	85	40	REP S AFRICA	657	276	133
SINGAPORE	1 849	740	330	ECUADOR	328	65	33
PHILIPPINES	1 000	416	192	BRAZIL	6 032	2 326	1 088
SOUTH KOREA	3 466	2 011	931	ARGENTINA	6 546	2 080	966
JAPAN	25 099	23 132	10 561	INDIA	54 094	51 622	23 818
TAIWAN	175	104	50	BANGLADESH	3 599	1 583	730
AUSTRALIA	9 753	9 815	4 509	SRI LANKA	30 842	20 690	9 617
073 CHOCOLATE AND PRODUCTS				NEPAL	93	93	43
IMPORTS	1 210 631	744 108	345 991	VIETNAM	966	402	196
FRANCE	172 596	126 701	59 159	INDONESIA	18 920	11 979	5 540
BELGIUM LUX	201 061	138 740	64 915	CHINA	29 750	16 271	7 425
NETHERLANDS	566 780	290 804	134 197	JAPAN	93	230	107
ITALY	115 045	72 297	33 534	TAIWAN	528	502	236
UNTD KINGDOM	33 741	21 548	10 144	HONG KONG	311	204	91
IRELAND	890	279	131	PAPUA NEW G	372	334	151
DENMARK	15 387	9 172	4 256	EXPORTS	36 909	43 445	20 363
SPAIN	670	430	205	FRANCE	1 190	1 691	770
SWEDEN	21 404	18 662	8 634	BELGIUM LUX	1 116	1 614	741
FINLAND	11 185	7 332	3 410	NETHERLANDS	2 237	1 978	918
SWITZERLAND	27 870	27 246	12 855	ITALY	1 168	1 566	728
AUSTRIA	20 915	23 081	10 758	UNTD KINGDOM	418	626	304
YUGOSLAVIA	3 120	794	361	DENMARK	3 125	2 721	1 250
TURKEY	601	193	87	GREECE	50	116	58
SOVIET UNION	111	94	44	SPAIN	643	546	252
POLAND	14 734	3 230	1 488	NORWAY	822	1 106	512
CZECHOSLOVA	2 262	2 079	947	SWEDEN	1 979	1 516	693
HUNGARY	1 498	925	436	FINLAND	368	450	203
USA	385	246	112	SWITZERLAND	838	1 013	459
ISRAEL	58	65	32	AUSTRIA	4 723	4 940	2 296
EXPORTS	1 099 085	697 868	325 920	POLAND	64	106	50
FRANCE	222 475	124 121	57 662	BULGARIA	76	128	56
BELGIUM LUX	128 178	69 145	32 150	CANADA	743	634	302
NETHERLANDS	173 901	91 506	42 308	SAUDI ARABIA	184	311	146
ITALY	79 979	55 573	26 154	KUWAIT	70	115	53
UNTD KINGDOM	105 794	71 267	33 502	075 SPICES			
IRELAND	1 895	1 735	818	IMPORTS	442 823	257 276	118 907
DENMARK	53 641	39 924	18 543	FRANCE	9 903	4 551	2 110
GREECE	4 241	3 522	1 659	BELGIUM LUX	145	165	79
PORTUGAL	1 446	1 520	714	NETHERLANDS	16 682	6 185	2 892
SPAIN	5 886	3 949	1 864	ITALY	13 073	4 192	1 968
CANARY IS	731	682	322	UNTD KINGDOM	5 383	2 468	1 151
ICELAND	1 238	1 112	530	DENMARK	3 028	1 987	882
NORWAY	7 726	6 838	3 254	GREECE	19 607	3 886	1 795
SWEDEN	12 873	9 731	4 632	SPAIN	40 083	14 322	6 619
FINLAND	9 543	8 002	3 893	SWITZERLAND	189	269	127
SWITZERLAND	21 343	17 660	8 254	AUSTRIA	2 199	360	171
AUSTRIA	147 463	91 041	42 154	YUGOSLAVIA	27 811	5 739	2 629
ANDORRA	423	370	167	TURKEY	39 368	8 016	3 707
MALTA	435	503	241	POLAND	7 842	2 145	988
POLAND	9 534	7 409	3 491	CZECHOSLOVA	1 197	265	119
CZECHOSLOVA	3 771	3 907	1 852	HUNGARY	24 314	8 317	3 865
HUNGARY	2 668	2 246	1 045	ROMANIA	3 139	335	153
ROMANIA	376	287	132				



## 6 IMPORTS AND EXPORTS (SPECIAL TRADE) BY GROUPS OF THE SITC-REV. II AND BY COUNTRIES OF PRODUCTION AND CONSUMPTION 1986

GROUP COUNTRY	DT = 100 KG	1 000 DM	1 000 \$	GROUP COUNTRY	DT = 100 KG	1 000 DM	1 000 \$
BULGARIA	13 568	1 642	765	POLAND	366 165	10 755	4 826
ALBANIA	1 263	220	107	CZECHOSLOVAKIA	16 840	2 198	1 028
MOROCCO	8 450	868	402	HUNGARY	322 890	11 547	5 421
EGYPT	2 998	650	297	ROMANIA	606	73	32
SENEGAL	351	175	75	BULGARIA	9 677	5 647	2 592
CAMEROON	421	401	179	MOROCCO	5 806	749	342
KENYA	294	114	52	EGYPT	24 655	713	341
TANZANIA	122	127	61	SUDAN	16 201	627	306
MADAGASCAR	12 249	32 391	14 622	GUINEA	2 500	73	33
REUNION	21	265	111	IVORY COAST	326 910	8 645	4 041
COMOROS	1 360	3 159	1 454	NIGERIA	288 665	7 236	3 323
MALAWI	102	78	36	ANGOLA	21 573	488	216
REP S AFRICA	121	65	33	REP S AFRICA	2 262 719	68 984	32 045
USA	678	767	347	USA	19 767 824	685 124	313 014
MEXICO	2 247	1 013	461	CANADA	64 051	1 785	813
GUATEMALA	1 377	1 304	599	MEXICO	17 688	1 113	498
HONDURAS	248	99	49	ECUADOR	211 098	13 549	6 245
COSTA RICA	193	66	31	PERU	2 105 175	136 241	63 120
HAITI	630	98	46	BRAZIL	9 929 131	370 325	172 078
WEST INDIES	1 140	1 333	619	CHILE	2 399 350	156 647	73 054
JAMAICA	2 013	1 066	478	BOLIVIA	12 190	481	223
GRENADA	5 866	6 515	3 074	URUGUAY	23 698	696	311
BRAZIL	36 938	30 058	13 880	ARGENTINA	8 480 061	294 160	137 568
PAKISTAN	2 715	687	316	CYPRUS	2 096	73	33
INDIA	16 414	10 704	4 869	ISRAEL	21 975	2 211	1 014
SRI LANKA	2 472	1 270	588	INDIA	71 727	1 036	468
THAILAND	5 598	5 695	2 659	SRI LANKA	25 056	792	350
VIETNAM	934	796	386	BURMA	3 042	87	44
INDONESIA	52 168	51 246	24 190	THAILAND	34 723	3 987	1 846
MALAYSIA	19 628	21 074	9 702	INDONESIA	3 011 263	82 537	37 687
SINGAPORE	593	637	302	MALAYSIA	2 222 493	57 101	26 307
CHINA	33 111	17 072	7 748	PHILIPPINES	4 669 747	133 011	61 390
SOUTH KOREA	89	67	32	CHINA	1 138 448	28 619	13 296
JAPAN	36	78	35	JAPAN	355	3 787	1 750
HONG KONG	85	84	37	TAIWAN	711	299	140
PAPUA NEW G	1 273	1 230	574	AUSTRALIA	6 026	247	110
FR POLYNESIA	27	531	241	NEW ZEALAND	4 421	68	34
EXPORTS	58 909	67 566	31 218	WEST SAMOA	5 450	165	81
FRANCE	6 290	12 503	5 782	EXPORTS	47 173 402	2 033 206	942 534
BELGIUM LUX	4 739	4 697	2 170	FRANCE	1 282 937	105 757	48 620
NETHERLANDS	7 696	7 810	3 582	BELGIUM LUX	701 916	115 598	53 702
ITALY	5 313	6 227	3 182	NETHERLANDS	25 501 648	535 421	250 669
UNTD KINGDOM	5 010	4 720	2 144	ITALY	347 015	66 592	30 800
IRELAND	141	147	71	UNTD KINGDOM	1 461 465	96 886	44 926
DENMARK	7 260	7 213	3 352	IRELAND	255 883	11 357	5 256
GREECE	326	295	139	DENMARK	6 582 820	317 333	146 724
PORTUGAL	340	247	115	GREECE	54 364	10 179	4 737
SPAIN	489	368	164	PORTUGAL	17 525	3 097	1 410
CANARY IS	147	174	77	SPAIN	55 816	11 419	5 294
ICELAND	196	180	82	CANARY IS	196	73	33
NORWAY	1 597	1 673	777	ICELAND	113 748	2 862	1 278
SWEDEN	1 997	1 940	898	NORWAY	252 958	19 797	9 140
FINLAND	1 054	854	383	SWEDEN	472 272	53 235	24 696
SWITZERLAND	2 668	4 359	2 026	FINLAND	66 142	5 730	2 627
AUSTRIA	4 830	2 483	1 148	SWITZERLAND	1 507 535	91 615	42 642
YUGOSLAVIA	1 207	1 638	791	AUSTRIA	4 542 107	258 395	119 649
TURKEY	359	253	120	MALTA	4 364	500	233
POLAND	661	276	123	YUGOSLAVIA	131 520	14 753	7 027
HUNGARY	175	123	52	TURKEY	7 294	1 794	838
LIBYA	186	151	73	SOVIET UNION	125 495	6 395	2 645
IVORY COAST	72	156	70	POLAND	1 038 763	70 271	32 050
REP S AFRICA	400	492	227	CZECHOSLOVAKIA	430 810	33 466	15 455
USA	1 969	2 187	1 039	HUNGARY	523 920	45 420	20 718
CANADA	630	1 226	575	BULGARIA	79 503	6 142	2 747
MEXICO	224	92	46	MOROCCO	33 112	1 890	856
BRAZIL	37	92	45	ALGERIA	53 249	3 211	1 417
CHILE	78	116	53	LIBYA	1 856	1 046	456
ARGENTINA	588	299	138	EGYPT	64 351	9 725	4 417
IRAQ	48	116	54	SUDAN	3 345	505	229
ISRAEL	139	115	53	CAPE VERDE	1 190	97	47
SAUDI ARABIA	126	266	123	SENEGAL	22 905	1 787	816
KUWAIT	58	90	37	GHANA	2 794	207	98
PAKISTAN	90	71	36	NIGERIA	37 296	3 247	1 462
INDONESIA	46	58	32	ETHIOPIA	9 420	757	336
MALAYSIA	56	70	35	KENYA	620	155	74
SINGAPORE	204	260	112	ZIMBABWE	889	225	101
JAPAN	408	1 346	629	REP S AFRICA	2 426	934	434
TAIWAN	17	175	81	USA	38 864	54 050	25 024
HONG KONG	83	129	57	CANADA	7 020	2 901	1 344
AUSTRALIA	260	477	219	MEXICO	1 300	2 375	1 108
NEW ZEALAND	67	103	49	GUATEMALA	582	337	158
081 FEEDING STUFF FOR ANIMLS				HONDURAS	510	145	68
IMPORTS	72 058 881	2 873 273	1 326 530	EL SALVADOR	673	90	43
FRANCE	1 638 434	80 324	37 150	COSTA RICA	579	423	198
BELGIUM LUX	880 989	60 428	27 720	PANAMA	569	92	40
NETHERLANDS	9 464 032	505 242	233 104	CUBA	1 720	238	100
ITALY	131 701	3 842	1 779	DOMINIC REP	792	209	97
UNTD KINGDOM	198 535	64 621	29 792	JAMAICA	1 140	148	69
IRELAND	1 831	482	216	TRINIDAD TOB	300	114	52
DENMARK	1 380 499	42 443	19 494	COLOMBIA	4 038	1 822	825
GREECE	7 704	762	340	VENEZUELA	5 656	1 583	729
SPAIN	68 698	2 639	1 280	ECUADOR	2 451	939	431
ICELAND	30 375	2 315	1 070	PERU	2 154	791	369
NORWAY	18 580	2 580	1 198	BRAZIL	1 359	490	235
SWEDEN	2 620	217	101	CHILE	4 077	683	316
SWITZERLAND	18 158	3 585	1 646	BOLIVIA	474	290	129
AUSTRIA	137 287	4 919	2 388	PARAGUAY	2 240	177	87
YUGOSLAVIA	136 410	4 539	2 142	URUGUAY	1 013	182	86
TURKEY	52 811	2 372	1 049	ARGENTINA	2 130	448	213
				CYPRUS	3 797	361	169
				LEBANON	1 921	501	242
				IRAN	2 124	696	320



## 6 IMPORTS AND EXPORTS (SPECIAL TRADE) BY GROUPS OF THE SITC-REV. 11 AND BY COUNTRIES OF PRODUCTION AND CONSUMPTION 1986

GROUP COUNTRY	DT = 100 KG	1 000 DM	1 000 \$	GROUP COUNTRY	DT = 100 KG	1 000 DM	1 000 \$
ISRAEL	40 841	4 154	1 912	IRELAND	15 797	4 471	2 073
JORDAN	10 520	1 991	896	DENMARK	85 435	23 461	10 864
SAUDI ARABIA	45 066	6 365	2 849	GREECE	23 011	15 193	7 045
KUWAIT	11 223	1 182	525	PORTUGAL	7 358	4 322	2 004
ARAB EMIRAT	3 832	646	300	SPAIN	20 746	10 156	4 741
PAKISTAN	1 311	281	122	CANARY IS	5 343	1 847	859
INDIA	1 237	341	161	ICELAND	2 750	971	453
SRI LANKA	681	101	48	NORWAY	9 562	5 467	2 512
THAILAND	5 362	3 176	1 430	SWEDEN	35 473	13 018	6 025
INDONESIA	8 090	1 633	751	FINLAND	11 010	5 107	2 371
MALAYSIA	13 086	2 251	1 027	SWITZERLAND	158 344	65 769	30 289
SINGAPORE	10 290	1 588	727	AUSTRIA	110 631	63 617	29 374
PHILIPPINES	2 324	460	215	GIBRALTAR	605	161	75
CHINA	1 085	654	299	MALTA	1 397	1 397	642
SOUTH KOREA	2 546	1 477	702	YUGOSLAVIA	18 611	9 603	4 553
JAPAN	65 206	18 062	8 402	TURKEY	7 725	3 884	1 804
TAIWAN	57 359	6 184	2 865	SOVIET UNION	228	375	174
HONG KONG	3 782	2 596	1 214	POLAND	10 892	4 229	2 005
AUSTRALIA	4 147	1 224	547	CZECHOSLOVA	4 667	3 039	1 441
NEW ZEALAND	1 770	250	116	HUNGARY	3 033	2 452	1 163
				ROMANIA	2 757	2 889	1 367
091 MARGARINE AND SHORTENING				BULGARIA	818	653	308
IMPORTS	355 474	54 570	24 865	TUNISIA	635	480	225
FRANCE	1 318	293	136	LIBYA	430	167	81
BELGIUM LUX	140 322	23 063	10 611	EGYPT	745	750	350
NETHERLANDS	150 571	25 243	11 386	SUDAN	291	254	114
DENMARK	50 262	4 304	1 958	SIERRA LEONE	224	94	45
SWEDEN	1 665	101	47	LIBERIA	245	127	55
SWITZERLAND	7 078	426	198	TOGO	802	251	117
HUNGARY	3 958	1 041	485	NIGERIA	2 709	2 484	1 153
EXPORTS	1 499 546	175 294	80 202	ZAIRE	158	87	35
FRANCE	304 948	38 706	17 924	KENYA	266	147	70
BELGIUM LUX	264 093	27 395	12 521	TANZANIA	478	125	60
NETHERLANDS	479 516	44 215	20 025	REUNION	678	483	226
ITALY	102 048	19 692	9 103	REP S AFRICA	10 811	5 718	2 636
UNITED KINGDOM	160 120	18 994	8 695	USA	39 094	34 505	15 935
IRELAND	1 308	132	60	CANADA	8 571	4 702	2 152
DENMARK	20 170	2 988	1 361	MEXICO	381	96	46
GREECE	77 248	10 430	4 608	DOMINIC REP	245	84	41
SPAIN	45 455	3 197	1 503	BARBADOS	71	136	64
CANARY IS	3 037	1 049	484	TRINIDAD TOB	444	852	404
SWITZERLAND	1 382	552	251	NETH ANTILL	136	77	34
AUSTRIA	16 101	3 737	1 714	COLOMBIA	1 091	395	179
ROMANIA	631	265	125	VENEZUELA	1 038	2 234	1 030
MAURITANIA	818	207	94	ECUADOR	39	109	49
BURUNDI	897	145	69	PERU	1 121	412	190
MAURITIUS	14 541	2 446	1 121	BRAZIL	46	95	43
CYPRUS	1 621	210	98	CHILE	590	435	205
SAUDI ARABIA	228	82	39	CYPRUS	1 777	1 346	617
ARAB EMIRAT	266	84	37	LEBANON	1 431	917	432
PAPUA NEW G	1 017	299	149	SYRIA	540	560	261
				IRAQ	9 642	5 398	2 492
096 EDIBLE PRODUCTS, PREPS NES				IRAN	38 037	23 862	11 165
IMPORTS	2 312 795	747 352	345 175	ISRAEL	1 695	1 041	485
FRANCE	367 966	80 321	37 151	JORDAN	2 905	2 707	1 239
BELGIUM LUX	376 540	96 863	44 642	SAUDI ARABIA	28 208	20 669	9 541
NETHERLANDS	608 938	193 727	89 350	KUWAIT	5 996	5 672	2 540
ITALY	223 802	86 279	39 872	BAHRAIN	952	653	304
UNITED KINGDOM	55 952	28 660	13 236	QATAR	318	273	125
IRELAND	23 486	48 382	22 329	ARAB EMIRAT	6 579	7 796	3 591
DENMARK	117 783	37 861	17 477	OMAN	3 280	3 472	1 589
GREECE	16 361	6 277	2 908	NORTH YEMEN	4 037	2 990	1 367
PORTUGAL	1 045	577	265	PAKISTAN	131	88	40
SPAIN	4 541	1 278	602	INDIA	60	105	48
NORWAY	252	165	79	BANGLADESH	129	101	43
SWEDEN	13 736	6 448	3 020	SRI LANKA	78	90	42
FINLAND	1 157	417	197	THAILAND	967	833	388
SWITZERLAND	151 518	69 620	32 254	INDONESIA	2 247	2 854	1 305
AUSTRIA	49 550	16 615	7 671	MALAYSIA	784	549	256
YUGOSLAVIA	21 321	2 954	1 369	SINGAPORE	1 299	725	335
TURKEY	31 151	5 244	2 424	PHILIPPINES	957	834	387
HUNGARY	31 444	5 216	2 448	SOUTH KOREA	1 506	2 392	1 117
ROMANIA	2 850	504	233	JAPAN	13 777	13 331	6 260
MOROCCO	471	1 519	727	TAIWAN	796	627	296
TUNISIA	291	118	53	HONG KONG	3 144	2 828	1 273
USA	115 054	29 569	13 597	AUSTRALIA	5 179	3 456	1 604
CANADA	21 005	5 087	2 345	NEW ZEALAND	339	368	167
BRAZIL	1 112	441	206				
LEBANON	604	87	43	111 NON-ALCOHL BEVERAGES NES			
ISRAEL	25 940	5 703	2 622	IMPORTS	3 953 784	189 655	87 676
INDIA	578	355	169	FRANCE	1 721 060	68 707	31 871
SRI LANKA	149	292	137	BELGIUM LUX	166 086	12 536	5 751
THAILAND	12 834	3 167	1 456	NETHERLANDS	1 162 198	47 527	21 977
SINGAPORE	1 208	454	210	ITALY	67 878	6 256	3 787
CHINA	15 270	4 117	1 891	UNITED KINGDOM	19 174	1 781	820
SOUTH KOREA	2 716	1 098	513	DENMARK	19 330	1 780	788
JAPAN	5 724	3 844	1 796	PORTUGAL	897	83	41
TAIWAN	3 191	1 641	758	SWITZERLAND	354 839	17 707	8 153
HONG KONG	3 068	1 114	508	AUSTRIA	370 078	28 644	13 272
NEW ZEALAND	2 690	926	429	YUGOSLAVIA	24 694	612	281
EXPORTS	2 092 451	809 810	374 366	TURKEY	41 860	1 465	679
FRANCE	330 303	92 540	42 674	USA	197	69	30
BELGIUM LUX	261 184	81 557	37 669	EXPORTS	66 201 910	206 404	94 906
NETHERLANDS	410 270	101 274	46 680	FRANCE	328 290	36 776	16 832
ITALY	128 350	60 053	27 733	BELGIUM LUX	565 918	41 299	19 029
UNITED KINGDOM	216 178	69 377	32 101	NETHERLANDS	64 647 131	31 160	14 352
				ITALY	70 048	9 258	4 235
				UNITED KINGDOM	102 331	15 079	7 014
				IRELAND	1 820	386	177
				DENMARK	27 969	3 524	1 621



## 6 IMPORTS AND EXPORTS (SPECIAL TRADE) BY GROUPS OF THE SITC-REV. II AND BY COUNTRIES OF PRODUCTION AND CONSUMPTION 1986

GROUP COUNTRY	DT * 100 KG	1 000 DM	1 000 \$	GROUP COUNTRY	DT * 100 KG	1 000 DM	1 000 \$
GREECE	34 754	8 065	3 682	IRELAND	102 945	12 364	5 804
PORTUGAL	1 210	365	167	DENMARK	129 405	39 131	18 051
SPAIN	16 165	2 271	1 065	GREECE	18 184	4 103	1 901
CANARY IS	24 925	2 622	1 219	PORTUGAL	7 308	1 417	652
NORWAY	7 935	2 324	1 075	SPAIN	153 240	20 801	9 605
SWEDEN	19 997	5 421	2 509	CANARY IS	45 072	5 768	2 711
FINLAND	10 741	1 993	908	CEUTA MEL	635	89	42
SWITZERLAND	107 786	13 816	6 365	ICELAND	3 761	2 112	976
AUSTRIA	65 531	7 521	3 510	NORWAY	33 898	11 522	5 373
MALTA	1 707	144	67	SWEDEN	147 227	35 867	16 485
SOVIET UNION	2 090	249	116	FINLAND	21 924	5 634	2 584
POLAND	6 161	672	405	SWITZERLAND	189 226	29 717	13 825
CZECHOSLOVA	5 906	745	349	AUSTRIA	220 584	26 203	12 144
HUNGARY	2 465	302	139	ANDORRA	1 459	447	204
ROMANIA	1 443	250	117	GIBRALTAR	1 186	300	140
LIBYA	1 370	122	51	MALTA	1 584	318	143
GHANA	977	152	71	YUGOSLAVIA	1 526	636	308
NIGERIA	937	125	57	TURKEY	2 303	499	229
ANGOLA	882	142	64	SOVIET UNION	7 019	1 083	494
SOMALIA	576	110	50	POLAND	21 766	3 674	1 702
USA	51 760	8 236	3 772	CZECHOSLOVA	3 995	682	326
CANADA	13 244	1 468	687	HUNGARY	18 800	2 542	1 213
BAHAMAS	618	89	43	ROMANIA	799	135	62
DOMINIC REP	165	88	40	BULGARIA	1 401	572	254
GUADELOUPE	3 648	493	225	EGYPT	1 336	456	206
ANTIGUA	596	85	39	MALI	842	107	50
MARTINIQUE	1 411	186	86	CAPE VERDE	2 691	395	186
NETH ANTILL	3 769	609	286	GUINEA	5 886	966	459
CYPRUS	825	69	31	SIERRA LEONE	4 715	675	316
IRAQ	1 447	190	87	LIBERIA	345	72	33
IRAN	1 222	142	64	IVORY COAST	928	144	66
SAUDI ARABIA	7 838	2 568	1 151	GHANA	706	208	95
KUWAIT	704	86	36	BENIN	1 735	272	123
BAHRAIN	679	97	44	NIGERIA	3 751	1 433	679
QATAR	434	101	47	CAMEROON	24 304	3 829	1 750
ARAB EMIRAT	21 257	2 222	970	CENT AFR REP	7 815	1 146	536
OMAN	176	79	35	EQUAT GUINEA	5 634	834	379
BRUNEI	576	104	47	GABON	19 635	2 809	1 287
SINGAPORE	1 771	276	123	CONGO	14 127	2 113	985
JAPAN	8 311	1 321	594	ZAIRE	12 653	2 105	987
TAIWAN	17 068	1 805	795	ANGOLA	11 661	1 992	963
HONG KONG	1 039	146	66	SOMALIA	2 188	351	165
AUSTRALIA	704	99	47	KENYA	636	332	155
				UGANDA	1 503	221	104
				MOZAMBIQUE	1 402	236	108
				ZAMBIA	586	109	49
112 ALCOHOLIC BEVERAGES				REP S AFRICA	3 532	1 917	881
IMPORTS	10 930 218	2 506 483	1 163 570	USA	1 815 935	440 225	203 375
FRANCE	4 394 891	1 206 429	560 045	CANADA	144 732	60 142	27 605
BELGIUM LUX	97 760	11 628	5 391	MEXICO	2 233	1 032	489
NETHERLANDS	69 570	22 688	10 596	BERMUDA	18 725	3 211	1 471
ITALY	3 308 429	504 431	234 107	GUATEMALA	134	65	34
UNTD KINGDOM	169 498	118 582	54 979	BELIZE	160	88	40
IRELAND	72 815	34 822	16 061	HONDURAS	352	136	60
DENMARK	565 356	81 402	37 886	COSTA RICA	434	223	109
GREECE	287 944	80 950	37 877	PANAMA	2 836	673	312
PORTUGAL	99 683	38 961	18 031	CUBA	2 831	357	165
SPAIN	550 192	154 730	71 687	BAHAMAS	68 829	11 269	5 193
NORWAY	3 075	2 873	1 327	TURKS CAICOS	2 215	307	146
SWEDEN	25 538	2 915	1 349	WEST INDIES	292	151	65
FINLAND	825	616	283	AM VIRGIN IS	6 806	1 327	606
SWITZERLAND	9 380	9 138	4 303	GUADELOUPE	472	75	34
AUSTRIA	27 437	13 119	6 167	ANTIGUA	451	83	39
YUGOSLAVIA	389 492	39 612	18 305	CAYMAN IS	1 680	274	124
TURKEY	12 341	5 439	2 509	JAMAICA	1 873	663	315
SOVIET UNION	55 580	31 769	15 008	ST LUCIA	84	87	40
POLAND	8 170	3 450	1 608	BARBADOS	506	272	127
CZECHOSLOVA	168 699	12 029	5 598	TRINIDAD TOB	811	374	179
HUNGARY	133 746	18 753	8 581	NETH ANTILL	2 222	569	263
ROMANIA	82 965	6 730	4 034	COLOMBIA	515	357	158
BULGARIA	53 615	5 475	2 506	VENEZUELA	1 441	665	310
MOROCCO	706	107	53	FRENCH GUIAN	1 387	207	96
ALGERIA	47 802	2 912	1 358	ECUADOR	505	286	132
TUNISIA	58 095	5 009	2 343	BRAZIL	32 217	9 760	4 679
REUNION	35 425	5 236	2 414	BOLIVIA	166	92	44
REP S AFRICA	7 667	2 621	1 201	PARAGUAY	2 460	486	234
USA	47 705	20 994	9 711	ARGENTINA	475	101	47
CANADA	2 627	1 855	852	CYPRUS	1 594	382	176
MEXICO	7 641	3 423	1 565	LEBANON	720	126	59
BAHAMAS	11 883	7 930	3 621	SYRIA	38	133	62
GUADELOUPE	11 046	1 985	902	ISRAEL	2 110	484	225
MARTINIQUE	43 377	26 615	12 357	JORDAN	1 195	88	39
JAMAICA	11 674	5 404	2 526	SAUDI ARABIA	1 075	195	88
TRINIDAD TOB	197	184	83	BAHRAIN	3 281	662	307
GUYANA	21 548	3 248	1 514	ARAB EMIRAT	8 263	1 559	718
BRAZIL	235	109	51	OMAN	716	201	88
CHILE	1 238	441	207	NORTH YEMEN	75	424	194
ARGENTINA	3 328	980	457	SOUTH YEMEN	2 522	327	152
CYPRUS	6 908	860	412	AFGHANISTAN	822	123	57
ISRAEL	837	345	155	PAKISTAN	626	104	50
INDONESIA	989	543	257	INDIA	1 464	262	121
CHINA	1 610	863	399	BANGLADESH	2 125	313	143
SOUTH KOREA	1 948	208	94	MALDIVES	386	109	46
JAPAN	6 714	3 815	1 758	SRI LANKA	2 348	412	193
TAIWAN	477	262	121	THAILAND	463	178	84
AUSTRALIA	738	180	81	MALAYSIA	1 107	387	176
EXPORTS	7 780 466	1 642 491	761 543	SINGAPORE	7 157	1 692	781
FRANCE	426 181	68 238	31 468	PHILIPPINES	402	173	80
BELGIUM LUX	157 502	35 730	16 576	SOUTH KOREA	477	217	97
NETHERLANDS	368 083	99 721	46 217	JAPAN	53 765	24 952	11 650
ITALY	884 383	119 481	55 035	TAIWAN	518	155	76
UNTD KINGDOM	2 390 006	501 815	234 197	HONG KONG	48 080	8 251	3 802
				AUSTRALIA	20 022	8 244	3 781
				NEW ZEALAND	6 353	3 395	1 581



## 6 IMPORTS AND EXPORTS (SPECIAL TRADE) BY GROUPS OF THE SITC-REV. 11 AND BY COUNTRIES OF PRODUCTION AND CONSUMPTION 1986

GROUP COUNTRY	DT = 100 KG	1 000 DM	1 000 \$	GROUP COUNTRY	DT = 100 KG	1 000 DM	1 000 \$
121 TOBACCO UNMNFCTRD, REFUSE							
IMPORTS	1 402 286	1 363 052	630 968	GREECE	10 244	22 014	10 327
FRANCE	47 217	33 707	16 021	PORTUGAL	87	410	190
BELGIUM LUX	7 782	1 084	516	SPAIN	1 860	6 366	3 020
ITALY	124 718	65 659	30 279	CANARY IS	993	2 227	1 035
UNTD KINGDOM	205	97	44	NORWAY	73	290	135
GREECE	94 939	68 013	31 482	SWEDEN	1 631	4 330	2 012
SPAIN	129	107	52	SWITZERLAND	9 224	14 632	6 837
NORWAY	221	187	86	AUSTRIA	3 503	7 335	3 377
SWEDEN	146	90	45	ANDORRA	2 045	5 916	2 754
SWITZERLAND	2 014	1 838	854	VATICAN CITY	30	84	39
YUGOSLAVIA	5 668	4 359	2 000	MALTA	98	344	158
TURKEY	82 707	68 154	31 137	YUGOSLAVIA	4 072	4 816	2 270
SOVIET UNION	736	915	424	TURKEY	886	3 461	1 623
POLAND	4 241	3 132	1 430	SOVIET UNION	1 130	4 031	1 886
HUNGARY	950	705	332	POLAND	1 163	3 530	1 653
ROMANIA	1 990	1 077	470	HUNGARY	624	1 576	752
BULGARIA	25 988	22 249	10 310	ROMANIA	142	491	221
CAMEROON	597	1 846	894	BULGARIA	642	752	352
KENYA	800	526	217	TUNISIA	61	205	95
TANZANIA	1 437	709	327	MALI	846	2 393	1 113
ZAMBIA	4 377	3 683	1 675	BURKINA FASO	406	1 124	515
ZIMBABWE	76 662	56 713	26 085	SENEGAL	3 337	5 844	2 725
MALAWI	99 987	68 298	31 669	IVORY COAST	289	64	32
REP S AFRICA	1 040	324	156	CAMEROON	15 965	31 126	14 702
USA	301 914	533 077	246 772	CENT AFR REP	768	94	46
CANADA	9 608	11 879	5 487	REUNION	100	231	108
MEXICO	8 507	9 795	4 507	REP S AFRICA	85	300	147
GUATEMALA	3 416	2 982	1 371	USA	902	2 247	1 042
HONDURAS	114	402	182	GUADELOUPE	93	261	123
NICARAGUA	45	130	57	MARTINIQUE	57	168	78
CUBA	9 550	4 908	2 236	FRENCH GUIAN	58	173	78
DOMINIC REP	2 635	1 522	699	CYPRUS	13 323	25 361	12 360
COLOMBIA	5 797	9 129	4 077	LEBANON	340	338	169
ECUADOR	478	351	170	IRAQ	11 525	17 289	7 566
PERU	292	202	95	IRAN	70 736	115 136	52 467
BRAZIL	187 772	157 168	72 826	SAUDI ARABIA	388	840	397
PARAGUAY	1 578	844	397	KUWAIT	33	127	58
ARGENTINA	54 944	29 847	13 799	THAILAND	11	63	32
INDIA	2 617	2 044	957	SINGAPORE	176	255	118
BANGLADESH	458	209	96	JAPAN	20	159	72
THAILAND	55 521	37 993	17 581	HONG KONG	324	509	243
INDONESIA	22 411	22 494	10 382	AUSTRALIA	22	86	39
PHILIPPINES	37 686	20 890	9 759	211 HIDES, SKINS, UNDRESSED			
CHINA	5 001	2 438	1 087	IMPORTS	948 082	310 842	143 552
SOUTH KOREA	93 787	104 050	48 588	FRANCE	45 475	18 185	8 510
JAPAN	8 379	6 013	2 793	BELGIUM LUX	67 746	27 984	12 884
TAIWAN	4 350	997	455	NETHERLANDS	140 971	42 718	19 646
EXPORTS	106 013	67 804	31 516	ITALY	73 649	5 038	2 315
FRANCE	17 192	1 752	806	UNTD KINGDOM	74 399	29 855	13 796
BELGIUM LUX	1 814	608	286	IRELAND	26 250	7 953	3 602
NETHERLANDS	8 289	3 303	1 533	DENMARK	16 907	6 368	2 910
ITALY	147	190	94	SPAIN	6 659	622	292
UNTD KINGDOM	2 418	1 070	484	NORWAY	11 892	6 212	2 857
DENMARK	136	140	67	SWEDEN	28 669	13 827	6 416
GREECE	10 772	18 396	8 471	FINLAND	12 416	6 066	2 853
SPAIN	812	1 146	546	SWITZERLAND	73 764	37 184	17 118
SWITZERLAND	16 733	22 036	10 255	AUSTRIA	165 160	42 414	19 649
AUSTRIA	2 089	2 218	1 030	YUGOSLAVIA	5 655	137	58
ANDORRA	2 503	2 618	1 186	TURKEY	90	126	55
YUGOSLAVIA	7 091	7 056	3 314	SOVIET UNION	13 396	708	333
CZECHOSLOVA	220	87	39	POLAND	22 882	692	324
CHAD	658	110	49	HUNGARY	13 037	407	196
IVORY COAST	3 470	535	243	EGYPT	41	76	37
CONGO	1 185	257	122	ETHIOPIA	513	1 707	773
USA	23 353	4 946	2 375	REP S AFRICA	15 980	12 308	5 603
CUBA	7 000	1 254	579	BOTSWANA	484	141	63
122 TOBACCO MFRS				USA	18 568	5 116	2 342
IMPORTS	328 257	436 403	202 068	CANADA	21 245	8 333	3 828
FRANCE	50 732	39 146	18 153	FRENCH GUIAN	173	349	159
BELGIUM LUX	33 241	64 950	30 137	BRAZIL	1 805	558	268
NETHERLANDS	90 503	146 477	67 765	CHILE	413	122	53
ITALY	47	154	73	BOLIVIA	260	992	455
UNTD KINGDOM	2 853	8 725	4 025	PARAGUAY	663	1 453	700
IRELAND	18 672	41 661	19 233	URUGUAY	143	152	70
DENMARK	24 072	73 919	34 303	LEBANON	425	95	42
GREECE	4 674	4 258	1 961	AFGHANISTAN	48	160	78
CANARY IS	6	93	42	NEPAL	69	96	48
SWITZERLAND	594	538	247	THAILAND	1 115	832	372
AUSTRIA	719	560	261	INDONESIA	89	760	336
USA	99 806	48 306	22 343	SINGAPORE	11	186	86
HONDURAS	23	320	149	CHINA	1 912	4 149	1 923
CUBA	87	2 824	1 318	AUSTRALIA	80 511	24 591	11 478
JAMAICA	13	200	93	NEW ZEALAND	2 568	1 887	897
BRAZIL	401	988	455	EXPORTS	1 419 336	518 723	239 309
PHILIPPINES	41	147	66	FRANCE	55 500	14 071	6 376
EXPORTS	638 839	1 446 680	668 636	BELGIUM LUX	57 279	20 173	9 320
FRANCE	89 643	218 257	101 147	NETHERLANDS	258 763	95 602	44 161
BELGIUM LUX	43 138	79 041	36 431	ITALY	492 918	197 766	90 593
NETHERLANDS	50 615	81 805	37 981	UNTD KINGDOM	16 240	2 480	1 127
ITALY	174 684	564 723	260 094	IRELAND	559	207	96
UNTD KINGDOM	117 803	201 072	93 138	DENMARK	8 947	3 642	1 669
IRELAND	560	2 228	1 037	GREECE	6 639	1 897	883
DENMARK	3 063	10 550	4 891	PORTUGAL	9 437	3 590	1 675
				SPAIN	122 572	27 239	12 652
				SWEDEN	12 064	2 645	1 216
				FINLAND	3 367	1 228	609
				SWITZERLAND	17 385	6 445	2 984
				AUSTRIA	199 166	80 773	37 561
				YUGOSLAVIA	27 891	11 791	5 467



6 IMPORTS AND EXPORTS (SPECIAL TRADE) BY GROUPS OF THE SITC-REV. 11 AND BY COUNTRIES OF PRODUCTION AND CONSUMPTION 1986

GROUP COUNTRY	DT = 100 KG	1 000 DM	1 000 \$	GROUP COUNTRY	DT = 100 KG	1 000 DM	1 000 \$
TURKEY	1 621	445	211	REP S AFRICA	66 989	10 095	4 545
POLAND	13 716	7 953	3 627	USA	21 642 300	1 062 166	481 992
CZECHOSLOVA	24 458	9 908	4 593	CANADA	176 749	10 601	4 911
HUNGARY	37 140	11 977	5 544	MEXICO	20 486	3 697	1 739
ROMANIA	6 952	2 670	1 324	GUATEMALA	33 576	7 675	3 478
BULGARIA	27 077	12 324	5 791	HONDURAS	1 646	282	126
MOROCCO	1 743	367	176	EL SALVADOR	7 364	1 191	554
USA	10 928	492	242	NICARAGUA	4 417	1 078	480
URUGUAY	1 108	449	220	COLOMBIA	705	156	77
INDIA	360	133	65	BRAZIL	3 351 799	153 351	72 133
CHINA	752	302	135	PARAGUAY	267 662	12 998	6 144
JAPAN	653	353	164	URUGUAY	14 867	889	437
HONG KONG	3 864	1 668	766	ARGENTINA	6 379 618	299 137	143 465
212 FUR SKINS UNDRESSED				ISRAEL	14 555	3 483	1 661
IMPORTS	23 609	555 454	249 708	INDIA	510	87	44
FRANCE	425	4 203	2 021	VIETNAM	3 705	454	215
BELGIUM LUX	80	611	274	CHINA	171 462	20 917	9 746
NETHERLANDS	516	9 620	4 608	AUSTRALIA	39 775	3 074	1 468
ITALY	80	145	62	EXPORTS	1 684 636	185 097	86 845
UNTD KINGDOM	890	25 993	11 596	FRANCE	10 114	2 210	1 045
DENMARK	3 191	153 442	68 921	BELGIUM LUX	806 666	83 715	38 986
GREECE	1	62	36	NETHERLANDS	420 712	45 341	21 218
SPAIN	75	134	60	ITALY	70 895	9 685	4 339
ICELAND	4	134	62	UNTD KINGDOM	223 995	24 885	12 345
NORWAY	108	2 560	1 133	DENMARK	76 150	6 073	2 793
SWEDEN	606	27 104	12 058	SPAIN	911	137	63
FINLAND	2 822	90 592	40 255	NORWAY	6 291	951	440
SWITZERLAND	84	331	150	SWEDEN	17 899	2 113	966
AUSTRIA	92	168	77	FINLAND	1 645	390	181
SOVIET UNION	1 255	42 373	19 061	SWITZERLAND	4 073	839	396
POLAND	647	12 094	5 506	AUSTRIA	35 219	7 106	3 322
CZECHOSLOVA	116	3 787	1 679	YUGOSLAVIA	847	217	98
HUNGARY	22	305	136	POLAND	5 807	1 017	459
ROMANIA	19	409	202	CZECHOSLOVA	419	104	48
BULGARIA	17	573	253	USA	15	93	43
REP S AFRICA	830	11 692	5 509	223 SEEDS FOR OTH FIXED OILS			
USA	6 169	107 200	47 653	IMPORTS	5 132 952	292 769	134 457
CANADA	1 797	27 315	12 158	FRANCE	6 562	1 026	470
GREENLAND	273	324	152	BELGIUM LUX	123 057	9 744	4 478
MEXICO	15	195	85	NETHERLANDS	45 173	5 582	2 590
BOLIVIA	16	428	189	ITALY	1 538	111	52
PARAGUAY	188	619	286	UNTD KINGDOM	3 852	311	137
URUGUAY	25	193	96	DENMARK	11 114	1 947	934
ARGENTINA	18	642	310	SPAIN	3 360	418	207
SYRIA	47	186	81	SWEDEN	2 755	146	67
AFGHANISTAN	1 449	12 088	5 795	AUSTRIA	1 868	1 506	697
PAKISTAN	24	182	81	YUGOSLAVIA	6 000	1 055	482
INDIA	27	291	130	TURKEY	9 104	1 297	635
MONGOLIA	128	719	322	SOVIET UNION	8 701	426	193
CHINA	285	7 781	3 512	POLAND	23 657	2 022	906
NORTH KOREA	88	311	144	CZECHOSLOVA	2 901	532	261
JAPAN	5	511	236	HUNGARY	163 415	18 678	8 413
HONG KONG	9	207	98	ROMANIA	9 110	1 009	468
AUSTRALIA	901	6 118	3 893	BULGARIA	442	163	68
NEW ZEALAND	202	1 477	683	NIGERIA	2 019	86	39
N ZEAL OCEAN	9	69	32	ETHIOPIA	2 172	399	186
EXPORTS	1 996	47 286	21 514	TANZANIA	4 705	309	137
FRANCE	136	3 204	1 434	USA	69 670	3 404	1 602
BELGIUM LUX	603	9 906	4 383	CANADA	3 443 687	171 009	78 584
NETHERLANDS	206	4 276	2 024	GUATEMALA	599	131	59
ITALY	187	9 122	4 041	BRAZIL	54 126	2 974	1 301
UNTD KINGDOM	34	1 540	701	ARGENTINA	665	84	37
DENMARK	228	9 780	4 620	AFGHANISTAN	1 150	115	57
GREECE	44	2 194	951	PAKISTAN	693	68	32
SPAIN	38	788	347	INDIA	4 518	863	388
FINLAND	24	1 214	579	SRI LANKA	1 326	94	44
SWITZERLAND	22	546	242	NEPAL	580	104	48
AUSTRIA	28	527	249	VIETNAM	26 735	1 698	744
YUGOSLAVIA	332	307	146	MALAYSIA	65 621	6 836	2 998
POLAND	9	90	42	PHILIPPINES	116 886	4 808	2 377
USA	37	3 079	1 418	CHINA	373 409	24 254	11 275
CANADA	14	328	158	TAIWAN	216	135	60
HONG KONG	1	198	93	AUSTRALIA	38 312	3 254	1 506
222 SEEDS FOR SOFT FIXED OIL				PAPUA NEW G	115 755	6 455	2 881
IMPORTS	46 659 784	3 009 181	1 389 900	NEW CALEDON	1 916	65	32
FRANCE	5 440 011	626 929	283 543	KIRIBATI	14 289	740	337
BELGIUM LUX	58 332	5 282	2 613	N ZEAL OCEAN	3 051	153	68
NETHERLANDS	111 814	12 821	6 184	VANUATU	358 370	18 181	8 343
UNTD KINGDOM	3 544 612	335 917	156 506	WEST SAMOA	8 224	454	202
DENMARK	2 787 032	298 136	142 400	EXPORTS	100 699	15 459	7 162
GREECE	380 734	35 309	17 471	FRANCE	10 830	1 631	762
SPAIN	326	61	30	BELGIUM LUX	7 377	1 365	640
SWEDEN	301 516	10 441	5 031	NETHERLANDS	19 637	2 732	1 269
AUSTRIA	256 117	9 360	4 330	ITALY	7 232	988	454
YUGOSLAVIA	1 448	178	89	UNTD KINGDOM	2 575	566	262
TURKEY	369	87	38	DENMARK	19 729	2 195	1 018
POLAND	268 963	52 881	24 109	GREECE	622	117	53
HUNGARY	213 096	20 445	9 619	SPAIN	704	255	117
ROMANIA	8 357	1 075	523	NORWAY	2 736	414	194
BULGARIA	59 095	4 896	2 334	SWEDEN	6 889	874	394
EGYPT	13 163	1 755	796	FINLAND	2 801	342	154
SUDAN	5 849	873	422	SWITZERLAND	5 722	1 350	619
KENYA	6 654	901	413	AUSTRIA	6 429	1 561	723
TANZANIA	896	66	30	YUGOSLAVIA	817	96	46
MOZAMBIQUE	1 390	145	72	HUNGARY	719	132	60
MALAWI	786	110	47	ISRAEL	1 686	293	144



## 6 IMPORTS AND EXPORTS (SPECIAL TRADE) BY GROUPS OF THE SITC-REV. II AND BY COUNTRIES OF PRODUCTION AND CONSUMPTION 1986

GROUP COUNTRY	DT = 100 KG	1 000 DM	1 000 \$	GROUP COUNTRY	DT = 100 KG	1 000 DM	1 000 \$
232 NATURAL RUBBER GUMS							
IMPORTS	2 149 372	400 310	183 742	CZECHOSLOVAKIA	75 933	22 787	10 571
FRANCE	3 516	770	346	HUNGARY	55 980	16 243	7 512
BELGIUM LUX	1 488	349	157	ROMANIA	2 855	1 029	486
NETHERLANDS	1 350	416	187	BULGARIA	11 962	5 054	2 330
ITALY	2 974	1 258	573	MOROCCO	6 914	2 202	990
UNITED KINGDOM	3 354	732	335	ALGERIA	3 562	1 424	598
AUSTRIA	749	203	89	TUNISIA	2 760	775	363
LIBERIA	31 219	5 672	2 657	LIBYA	500	149	66
IVORY COAST	104 173	20 336	9 345	EGYPT	3 421	1 377	643
GHANA	649	110	50	IVORY COAST	1 017	459	214
NIGERIA	7 689	1 369	642	NIGERIA	1 269	584	277
CAMEROON	18 822	3 560	1 633	CAMEROON	796	175	79
ZAIRE	35 502	6 575	2 998	ANGOLA	311	125	59
USA	90	92	41	ETHIOPIA	1 934	427	205
BRAZIL	719	101	50	KENYA	5 130	1 365	632
SRI LANKA	65 027	13 923	6 352	TANZANIA	1 907	523	245
THAILAND	271 481	50 064	23 383	ZIMBABWE	786	283	129
VIETNAM	6 827	1 132	515	REP S AFRICA	20 477	8 048	3 747
INDONESIA	385 558	66 682	30 632	USA	122 693	33 611	15 517
MALAYSIA	1 133 033	213 930	97 707	CANADA	5 275	2 157	990
SINGAPORE	60 608	10 347	4 830	MEXICO	9 255	3 988	1 810
PHILIPPINES	4 710	943	430	BERMUDA	13 797	3 709	1 741
CHINA	857	182	75	GUATEMALA	2 662	818	384
JAPAN	576	113	50	HONDURAS	459	228	105
TAIWAN	384	67	34	EL SALVADOR	554	275	125
PAPUA NEW G	7 514	1 215	555	COSTA RICA	537	240	111
EXPORTS	51 377	12 076	5 569	DOMINIC REP	1 265	143	65
FRANCE	19 213	3 818	1 756	COLOMBIA	7 218	3 157	1 408
BELGIUM LUX	3 312	862	403	VENEZUELA	28 774	8 724	3 996
NETHERLANDS	1 753	411	189	ECUADOR	12 370	2 830	1 261
ITALY	2 352	558	248	PERU	7 224	1 933	899
UNITED KINGDOM	708	189	84	BRAZIL	44 275	20 782	9 644
DENMARK	2 509	602	275	CHILE	6 640	1 813	838
PORTUGAL	178	60	30	URUGUAY	4 314	1 611	744
SPAIN	1 331	207	92	ARGENTINA	29 400	9 996	4 609
SWEDEN	1 535	350	169	CYPRUS	182	101	47
FINLAND	679	152	73	LEBANON	942	153	69
SWITZERLAND	4 807	1 171	542	SYRIA	1 036	304	140
AUSTRIA	9 825	2 297	1 060	IRAQ	950	252	104
YUGOSLAVIA	1 384	488	230	IRAN	6 012	1 982	882
TURKEY	482	155	71	ISRAEL	13 377	3 686	1 780
POLAND	152	92	44	JORDAN	1 156	294	134
USA	15	259	112	SAUDI ARABIA	12 797	2 004	915
				KUWAIT	2 787	383	180
				QATAR	898	316	145
				ARAB EMIRAT	1 344	232	106
				OMAN	1 062	190	82
				PAKISTAN	17 681	3 145	1 443
				INDIA	16 063	5 929	2 736
				BANGLADESH	240	103	49
				SRI LANKA	730	235	107
				THAILAND	7 047	2 083	956
				INDONESIA	6 687	1 993	926
				MALAYSIA	3 835	1 428	663
				SINGAPORE	1 751	637	292
				PHILIPPINES	4 750	1 711	795
				CHINA	21 996	8 658	3 921
				NORTH KOREA	205	118	58
				SOUTH KOREA	6 809	3 248	1 520
				JAPAN	36 730	14 506	6 697
				TAIWAN	17 196	6 187	2 874
				HONG KONG	5 439	1 890	891
				AUSTRALIA	5 001	1 525	703
				NEW ZEALAND	2 025	760	352
				244 CORK RAW AND WASTE			
				IMPORTS	71 302	11 734	5 382
				FRANCE	3 780	184	84
				NETHERLANDS	148	82	41
				DENMARK	608	818	368
				PORTUGAL	59 707	8 250	3 798
				SPAIN	3 273	365	169
				SOUTH KOREA	2 302	1 812	819
				JAPAN	41	75	33
				EXPORTS	1 026	526	240
				FRANCE	54	75	33
				SWITZERLAND	157	70	32
				AUSTRIA	556	109	50
				245 FUEL WOOD NES.CHARCOAL			
				IMPORTS	747 163	35 683	16 231
				FRANCE	64 489	1 975	894
				BELGIUM LUX	11 743	105	44
				NETHERLANDS	112 995	1 618	755
				ITALY	7 650	409	189
				PORTUGAL	1 403	102	50
				SPAIN	182 336	11 987	5 384
				NORWAY	32 894	591	296
				YUGOSLAVIA	4 080	313	141
				POLAND	67 361	3 391	1 542
				CZECHOSLOVAKIA	27 392	1 588	740
				HUNGARY	19 478	1 385	635
				ROMANIA	20 744	1 238	560
				REP S AFRICA	97 041	5 667	2 554
				USA	8 080	513	236
				BRAZIL	24 713	1 146	561
				PARAGUAY	49 307	3 204	1 446
				PHILIPPINES	3 700	193	84



## 6 IMPORTS AND EXPORTS (SPECIAL TRADE) BY GROUPS OF THE SITC-REV. 11 AND BY COUNTRIES OF PRODUCTION AND CONSUMPTION 1986

GROUP COUNTRY	DT = 100 KG	1 000 DM	1 000 \$	GROUP COUNTRY	DT = 100 KG	1 000 DM	1 000 \$
EXPORTS	88 706	7 758	3 537	EXPORTS	10 765 812	243 379	112 397
FRANCE	2 661	246	112	FRANCE	192 959	7 282	3 408
BELGIUM LUX	6 198	826	376	BELGIUM LUX	107 161	6 205	2 843
NETHERLANDS	17 424	1 773	805	NETHERLANDS	815 484	16 894	7 875
ITALY	1 191	125	56	ITALY	1 896 675	44 901	20 846
UNTD KINGDOM	9 552	882	405	UNTD KINGDOM	23 336	1 149	520
DENMARK	9 086	976	437	IRELAND	1 510	81	37
NORWAY	594	69	32	DENMARK	1 337 350	20 717	9 404
SWEDEN	3 848	459	204	GREECE	29 930	1 087	491
SWITZERLAND	12 395	683	317	SPAIN	13 108	1 102	505
AUSTRIA	22 714	544	246	NORWAY	69 219	900	395
TURKEY	201	93	47	SWEDEN	237 601	4 141	1 906
USA	15	68	32	SWITZERLAND	615 912	16 109	7 392
BRAZIL	876	410	196	AUSTRIA	5 089 765	103 033	47 666
PAKISTAN	94	69	34	YUGOSLAVIA	12 901	345	154
JAPAN	382	162	72	TURKEY	151 653	7 824	3 565
				CZECHOSLOVA	73 782	5 939	2 766
				HUNGARY	59 029	2 021	942
				ROMANIA	612	235	108
				TUNISIA	1 010	251	113
				IVORY COAST	1 125	130	57
				MOZAMBIQUE	971	217	103
				LEBANON	1 884	133	59
				ISRAEL	13 692	1 113	514
				SAUDI ARABIA	1 351	103	48
				OMAN	885	86	40
				NORTH YEMEN	3 511	246	109
				INDIA	2 970	154	70
				SINGAPORE	1 699	190	89
				SOUTH KOREA	953	76	35
				JAPAN	1 317	166	81
				TAIWAN	594	82	41
246 PULPWOOD, CHIPS, WOODWASTE				248 WOOD SHAPED			
IMPORTS	8 813 598	67 229	31 257	IMPORTS	26 692 986	1 919 968	892 441
FRANCE	2 551 310	18 540	8 600	FRANCE	1 114 112	91 341	42 121
BELGIUM LUX	737 453	6 232	2 857	BELGIUM LUX	180 737	15 269	7 155
NETHERLANDS	974 317	7 751	3 614	NETHERLANDS	211 906	26 126	12 207
ITALY	112 401	2 075	963	ITALY	24 454	3 417	1 574
UNTD KINGDOM	1 602	79	39	UNTD KINGDOM	4 728	633	291
DENMARK	106 187	1 113	524	DENMARK	109 149	8 274	3 839
SWEDEN	16 629	381	178	PORTUGAL	876 514	25 778	11 881
FINLAND	1 372	83	38	NORWAY	447 225	30 446	14 182
SWITZERLAND	54 843	735	344	SWEDEN	5 361 589	413 587	191 589
AUSTRIA	172 339	1 867	878	FINLAND	3 238 681	249 562	115 546
POLAND	902 966	4 130	1 913	SWITZERLAND	61 574	5 228	2 420
CZECHOSLOVA	3 168 579	23 827	11 116	AUSTRIA	2 912 865	164 911	77 126
USA	1 765	60	30	YUGOSLAVIA	41 527	4 873	2 249
MALAYSIA	702	116	54	TURKEY	353	235	115
SINGAPORE	682	80	35	SOVIET UNION	3 000 486	176 443	83 222
				POLAND	1 001 269	39 300	18 364
				CZECHOSLOVA	2 415 687	77 830	36 183
				HUNGARY	62 757	4 528	2 094
				ROMANIA	571 723	28 268	13 086
				SIERRA LEONE	1 528	115	52
				LIBERIA	6 149	565	265
				IVORY COAST	112 571	10 854	4 973
				GHANA	170 297	16 440	7 584
				BENIN	903	117	53
				CAMEROON	58 525	4 018	1 864
				CENT AFR REP	1 010	105	46
				CONGO	15 087	1 627	750
				ZAIRE	30 862	3 693	1 718
				KENYA	896	69	31
				TANZANIA	531	510	237
				MOZAMBIQUE	136	135	60
				REP S AFRICA	2 569	276	127
				USA	898 856	127 874	58 873
				CANADA	642 953	71 744	32 668
				MEXICO	508	117	53
				HONDURAS	9 467	954	442
				ECUADOR	3 507	3 070	1 402
				BRAZIL	42 507	5 710	2 613
				CHILE	198 348	8 460	4 023
				BOLIVIA	857	134	59
				PARAGUAY	314	82	40
				INDIA	1 279	988	462
				SRI LANKA	1 176	893	418
				BURMA	4 598	1 110	503
				THAILAND	437	105	46
				INDONESIA	328 725	32 131	14 950
				MALAYSIA	1 955 599	203 892	95 664
				SINGAPORE	515 980	52 898	24 586
				PHILIPPINES	40 832	3 888	1 810
				CHINA	329	83	38
				SOUTH KOREA	589	198	97
				JAPAN	675	145	70
				AUSTRALIA	4 649	545	251
				EXPORTS	8 574 717	605 463	280 289
				FRANCE	1 210 962	91 077	42 070
				BELGIUM LUX	762 580	42 987	19 930
				NETHERLANDS	1 804 500	96 038	44 543
				ITALY	715 928	37 038	17 118
				UNTD KINGDOM	421 802	35 230	16 280
				IRELAND	6 034	511	238
				DENMARK	384 561	30 527	13 956
				GREECE	20 999	2 799	1 285
				PORTUGAL	834	120	56
				SPAIN	1 068 928	50 289	23 606
247 OTH WOOD ROUGH, SQUARED							
IMPORTS	12 944 229	552 748	253 162				
FRANCE	2 486 034	85 377	39 006				
BELGIUM LUX	3 485 464	72 150	33 685				
NETHERLANDS	455 342	6 401	2 980				
ITALY	6 600	194	92				
UNTD KINGDOM	30 023	2 889	1 310				
IRELAND	14 561	884	388				
DENMARK	30 189	1 088	486				
NORWAY	22 068	787	354				
SWEDEN	19 627	1 193	536				
FINLAND	119 271	6 482	3 078				
SWITZERLAND	89 294	3 080	1 403				
AUSTRIA	98 589	3 782	1 757				
YUGOSLAVIA	2 842	282	137				
SOVIET UNION	51 481	1 274	565				
POLAND	362 908	8 440	3 930				
CZECHOSLOVA	1 025 647	20 952	9 803				
HUNGARY	2 930	76	36				
ROMANIA	798	92	39				
GUINEA	47 887	1 460	698				
LIBERIA	514 154	29 444	13 562				
IVORY COAST	215 332	12 601	5 745				
GHANA	798 652	39 863	18 488				
NIGERIA	457	111	49				
CAMEROON	596 857	34 785	15 871				
CENT AFR REP	110 108	9 389	4 378				
EQUAT GUINEA	279 524	12 186	5 569				
GABON	238 772	13 791	6 366				
CONGO	331 570	22 492	10 170				
ZAIRE	195 848	13 953	6 353				
MOZAMBIQUE	13 367	1 675	781				
USA	1 021 189	105 030	47 104				
CANADA	16 021	1 492	678				
MEXICO	234	71	31				
GUATEMALA	955	144	72				
SURINAME	18 547	853	401				
BRAZIL	2 289	132	58				
CHILE	2 550	161	73				
SRI LANKA	710	235	106				
BURMA	74 199	16 421	7 406				
INDONESIA	22 423	642	316				
MALAYSIA	29 014	1 257	567				
PHILIPPINES	62 753	2 958	1 435				
JAPAN	36 650	15 313	6 881				
HONG KONG	7 118	518	259				



## 6 IMPORTS AND EXPORTS (SPECIAL TRADE) BY GROUPS OF THE SITC-REV. II AND BY COUNTRIES OF PRODUCTION AND CONSUMPTION 1986

GROUP COUNTRY	DT = 100 KG	1 000 DM	1 000 \$	GROUP COUNTRY	DT = 100 KG	1 000 DM	1 000 \$
ICELAND	2 996	453	214	ISRAEL	2 001	286	127
NORWAY	42 531	5 154	2 375	JORDAN	4 209	479	238
SWEDEN	128 621	10 536	4 850	SAUDI ARABIA	1 308	178	82
FINLAND	27 963	2 469	1 126	PAKISTAN	5 360	665	316
SWITZERLAND	1 094 091	109 839	51 039	THAILAND	1 451	160	75
AUSTRIA	718 173	67 543	31 061	INDONESIA	50 791	877	431
MALTA	689	113	50	SINGAPORE	1 862	85	43
YUGOSLAVIA	14 775	1 382	618	PHILIPPINES	711	141	68
TURKEY	9 675	664	294	JAPAN	1 219	242	108
SOVIET UNION	4 644	3 005	1 373	TAIWAN	32 764	4 931	2 276
POLAND	1 021	561	239	AUSTRALIA	1 664	389	175
CZECHOSLOVA	641	444	214				
HUNGARY	16 901	1 249	590	261 SILK			
ALGERIA	7 652	576	258	IMPORTS	7 680	20 296	9 290
TUNISIA	10 459	1 325	592	FRANCE	45	277	126
LIBYA	8 863	495	236	BELGIUM LUX	46	121	60
EGYPT	21 792	3 347	1 592	ITALY	18	80	39
SUDAN	1 164	111	56	UNITED KINGDOM	297	469	215
MALI	5 963	459	210	SWITZERLAND	167	1 599	742
LIBERIA	1 989	215	107	SOVIET UNION	3 210	3 563	1 607
NIGERIA	663	96	39	USA	128	201	90
REP S AFRICA	1 777	187	87	BRAZIL	350	2 285	1 054
USA	11 215	2 076	969	CHINA	2 807	9 007	4 126
CANADA	756	242	110	SOUTH KOREA	44	186	85
BRAZIL	40	89	42	JAPAN	566	2 496	1 139
LEBANON	890	112	46	EXPORTS	4 986	10 046	4 632
IRAQ	6 200	731	334	FRANCE	425	1 252	576
ISRAEL	8 124	879	407	BELGIUM LUX	84	158	75
SAUDI ARABIA	439	96	42	ITALY	834	4 267	1 971
ARAB EMIRAT	2 945	431	204	SWITZERLAND	72	133	65
OMAN	1 116	102	48	JAPAN	3 463	4 083	1 875
SOUTH KOREA	13 679	1 029	479				
JAPAN	1 366	2 037	940				
HONG KONG	309	70	33				
251 PULP AND WASTE PAPER				263 COTTON			
IMPORTS	36 306 190	3 225 229	1 491 832	IMPORTS	3 440 388	666 056	305 800
FRANCE	1 112 285	77 205	35 635	FRANCE	45 867	4 973	2 279
BELGIUM LUX	996 765	59 052	27 359	BELGIUM LUX	10 763	777	356
NETHERLANDS	2 027 308	62 610	28 878	NETHERLANDS	22 468	3 486	1 606
ITALY	220 331	25 903	11 797	ITALY	23 622	2 525	1 151
UNITED KINGDOM	465 377	18 525	8 707	UNITED KINGDOM	13 026	4 120	1 903
DENMARK	512 377	20 384	9 433	DENMARK	2 676	356	165
PORTUGAL	1 446 998	136 091	63 027	GREECE	160 081	22 534	10 671
SPAIN	924 798	86 139	39 911	PORTUGAL	3 302	448	203
NORWAY	817 164	70 487	32 877	SPAIN	36 001	8 141	3 726
SWEDEN	6 954 930	672 395	310 988	SWEDEN	489	125	57
FINLAND	3 842 181	370 160	171 720	FINLAND	746	104	46
SWITZERLAND	216 546	16 192	7 548	SWITZERLAND	44 602	7 754	3 537
AUSTRIA	211 755	17 831	8 283	AUSTRIA	15 420	1 593	739
YUGOSLAVIA	33 539	3 716	1 692	YUGOSLAVIA	388	67	33
SOVIET UNION	856 913	63 973	29 928	TURKEY	415 428	33 650	15 646
POLAND	64 774	6 337	2 961	SOVIET UNION	334 783	72 000	32 873
CZECHOSLOVA	405 337	35 713	16 632	POLAND	4 810	260	120
MOROCCO	77 304	6 091	2 748	CZECHOSLOVA	10 734	399	181
TUNISIA	25 113	3 407	1 568	HUNGARY	15 402	1 235	567
REP S AFRICA	155 302	16 715	7 660	EGYPT	58 800	32 813	14 965
USA	5 837 017	633 884	292 897	SUDAN	91 777	27 472	12 544
CANADA	7 689 701	687 273	317 470	MALI	76 400	19 173	8 596
MEXICO	1 175	221	94	BURKINA FASO	25 545	5 012	2 438
BRAZIL	828 545	76 812	35 497	CHAD	83 987	22 703	10 226
CHILE	526 068	45 732	20 932	IVORY COAST	39 458	8 809	4 158
ARGENTINA	10 062	861	368	TOGO	24 417	6 501	2 912
PHILIPPINES	17 857	8 309	3 737	BENIN	25 508	6 288	2 855
JAPAN	1 184	1 329	616	CAMEROON	83 140	17 160	8 052
TAIWAN	194	121	55	CENT AFR REP	24 285	5 885	2 573
NEW ZEALAND	23 118	1 596	738	KENYA	446	158	70
EXPORTS	10 774 509	313 210	144 709	UGANDA	9 699	3 123	1 443
FRANCE	1 304 256	43 338	20 036	ZIMBABWE	117 654	33 483	15 100
BELGIUM LUX	133 063	16 550	7 659	REP S AFRICA	36 692	1 494	698
NETHERLANDS	2 683 407	67 075	30 781	USA	389 672	73 271	34 155
ITALY	1 455 706	51 199	23 676	MEXICO	57 989	18 815	8 227
UNITED KINGDOM	82 970	5 133	2 394	GUATEMALA	43 802	10 274	4 566
IRELAND	26 764	3 733	1 728	EL SALVADOR	17 910	3 394	1 665
DENMARK	237 587	5 132	2 367	NICARAGUA	44 993	6 722	3 105
GREECE	1 411	136	63	HAITI	5 167	893	440
SPAIN	21 673	3 085	1 415	COLOMBIA	45 937	12 235	5 737
SWEDEN	426 300	9 824	4 515	PERU	17 541	7 313	3 384
FINLAND	9 636	1 024	467	BRAZIL	76 500	7 641	3 305
SWITZERLAND	771 362	21 790	10 087	PARAGUAY	65 873	16 611	7 541
AUSTRIA	3 146 959	61 787	28 582	ARGENTINA	20 265	2 014	867
YUGOSLAVIA	135 455	3 364	1 532	SYRIA	114 749	19 305	8 617
TURKEY	4 875	739	343	IRAN	56 058	8 536	3 902
SOVIET UNION	4 121	693	337	ISRAEL	99 281	23 269	10 592
POLAND	4 904	807	380	AFGHANISTAN	440	92	41
HUNGARY	2 306	412	194	PAKISTAN	282 600	52 676	24 245
ALGERIA	2 243	371	172	INDIA	6 051	1 598	761
LIBYA	6 545	1 130	559	THAILAND	8 559	1 624	735
EGYPT	1 006	195	86	CHINA	140 000	26 334	12 354
REP S AFRICA	3 681	665	300	JAPAN	13 837	2 994	1 369
USA	20 278	1 126	516	HONG KONG	1 294	221	109
MEXICO	1 302	253	118	AUSTRALIA	71 716	15 315	7 452
COLOMBIA	608	146	69	EXPORTS	609 261	126 873	57 975
VENEZUELA	940	151	67	FRANCE	172 717	33 526	15 464
PERU	1 002	186	91	BELGIUM LUX	34 066	7 212	3 283
BRAZIL	137 356	2 098	1 016	NETHERLANDS	62 632	11 166	5 072
CHILE	1 777	354	168	ITALY	100 345	22 618	10 368
ARGENTINA	24 826	702	340	UNITED KINGDOM	38 132	5 731	2 625
LEBANON	3 476	471	223	DENMARK	5 456	1 296	591
IRAN	5 077	718	307				



6 IMPORTS AND EXPORTS (SPECIAL TRADE) BY GROUPS OF THE SITC-REV. II AND BY COUNTRIES OF PRODUCTION AND CONSUMPTION 1986

GROUP COUNTRY	DT = 100 KG	1 000 DM	1 000 \$	GROUP COUNTRY	DT = 100 KG	1 000 DM	1 000 \$
GREECE	8 542	3 035	1 353	MEXICO	7 448	1 663	777
PORTUGAL	6 989	1 551	710	BRAZIL	5 643	1 474	668
SPAIN	14 136	3 569	1 584	SOUTH KOREA	808	198	92
NORWAY	3 422	784	366	JAPAN	16 014	20 191	9 336
SWEDEN	15 492	2 907	1 314	TAIWAN	11 058	2 873	1 359
FINLAND	6 392	1 303	598	EXPORTS	3 167 804	1 372 440	631 819
SWITZERLAND	61 571	9 747	4 376	FRANCE	410 698	195 503	89 930
AUSTRIA	27 407	9 926	4 538	BELGIUM LUX	274 271	136 710	62 940
YUGOSLAVIA	19 623	4 684	2 121	NETHERLANDS	72 899	31 665	14 529
TURKEY	1 385	357	157	ITALY	639 389	270 689	124 540
POLAND	7 023	1 531	711	UNITD KINGDOM	228 124	91 772	42 671
CZECHOSLOVA	4 311	1 012	460	IRELAND	33 892	11 660	5 393
HUNGARY	2 257	534	241	DENMARK	13 983	5 524	2 553
REP S AFRICA	2 996	738	337	GREECE	104 439	45 832	20 886
USA	427	159	71	PORTUGAL	29 466	10 775	5 004
VENEZUELA	2 765	874	418	SPAIN	237 336	99 588	45 736
CHILE	559	107	52	NORWAY	19 541	7 556	3 502
ISRAEL	3 787	905	412	SWEDEN	43 090	14 759	6 868
INDIA	253	76	38	FINLAND	53 548	20 249	9 251
BURMA	444	249	110	SWITZERLAND	30 370	17 492	8 036
THAILAND	2 179	430	203	AUSTRIA	76 415	38 351	17 673
JAPAN	1 386	396	187	YUGOSLAVIA	40 296	16 755	7 877
TAIWAN	270	78	35	TURKEY	68 393	26 565	11 762
HONG KONG	1 099	151	76	SOVIET UNION	177 406	89 585	41 269
264 JUTE, OTH TEX EAST FIBRES				POLAND	4 778	2 228	978
IMPORTS	59 965	3 538	1 628	CZECHOSLOVA	15 606	7 587	3 525
BELGIUM LUX	20 979	1 421	659	HUNGARY	81 743	33 326	15 320
NETHERLANDS	7 441	530	244	BULGARIA	438	227	97
BANGLADESH	28 938	1 399	643	MOROCCO	44 626	17 298	7 975
CHINA	584	76	32	ALGERIA	10 595	4 288	1 849
EXPORTS	22 752	1 725	778	TUNISIA	5 117	1 986	917
FRANCE	11 072	935	425	EGYPT	25 351	10 458	4 594
BELGIUM LUX	3 007	163	73	IVORY COAST	2 313	796	369
NETHERLANDS	6 166	216	98	NIGERIA	4 888	1 177	572
UNITD KINGDOM	1 280	133	59	BURUNDI	218	90	40
JORDAN	50	72	31	ANGOLA	498	132	64
HONG KONG	48	78	35	ETHIOPIA	3 343	1 654	730
265 VEG FIBRE, EXCL COTN JUTE				KENYA	8 906	3 767	1 786
IMPORTS	240 878	29 835	13 673	MADAGASCAR	2 210	890	429
FRANCE	6 600	2 443	1 125	MAURITIUS	1 088	445	205
BELGIUM LUX	31 776	7 414	3 462	ZAMBIA	535	303	146
NETHERLANDS	7 293	566	259	ZIMBABWE	1 912	506	252
ITALY	668	692	322	REP S AFRICA	24 460	10 892	5 027
SWITZERLAND	184	474	224	USA	65 424	33 391	15 154
MOROCCO	1 134	81	37	CANADA	23 450	9 177	4 320
IVORY COAST	1 994	124	61	MEXICO	1 212	811	371
KENYA	4 254	437	196	COLOMBIA	2 709	810	404
TANZANIA	766	179	78	VENEZUELA	5 670	2 160	1 024
MADAGASCAR	9 959	1 153	538	ECUADOR	15 705	4 621	2 239
ECUADOR	3 984	1 275	548	PERU	1 170	366	180
SRI LANKA	153 838	11 331	5 168	BRAZIL	749	405	182
THAILAND	6 002	591	258	CHILE	40 158	15 396	7 292
PHILIPPINES	8 319	1 932	869	BOLIVIA	7 812	2 662	1 285
CHINA	741	914	427	URUGUAY	2 483	1 099	511
EXPORTS	18 551	2 551	1 205	ARGENTINA	2 916	1 401	685
FRANCE	850	175	82	CYPRUS	301	110	49
BELGIUM LUX	4 091	380	182	LEBANON	968	313	143
NETHERLANDS	1 028	145	66	SYRIA	159	102	44
ITALY	265	138	62	IRAQ	3 000	1 597	723
UNITD KINGDOM	381	136	63	IRAN	6 420	2 832	1 241
SPAIN	1 252	153	76	ISRAEL	26 156	9 037	4 153
SWEDEN	318	72	33	NORTH YEMEN	3 988	949	469
SWITZERLAND	263	76	34	PAKISTAN	9 644	4 376	1 999
AUSTRIA	1 777	394	185	INDIA	517	250	111
YUGOSLAVIA	6 237	411	189	MALAYSIA	1 202	354	164
USA	993	236	117	CHINA	101 789	30 565	14 370
266 SYNTHETIC FIBRE TO SPIN				SOUTH KOREA	167	107	50
IMPORTS	1 353 133	577 762	265 459	JAPAN	4 046	2 848	1 343
FRANCE	95 597	49 164	22 562	TAIWAN	31 035	9 540	4 390
BELGIUM LUX	89 292	28 780	13 231	AUSTRALIA	13 315	7 172	3 303
NETHERLANDS	209 462	90 517	41 665	NEW ZEALAND	900	591	276
ITALY	305 829	124 877	57 224	IMPORTS	858 515	235 851	108 093
UNITD KINGDOM	53 619	26 395	12 128	FRANCE	35 011	6 854	3 146
IRELAND	80 169	29 423	13 554	BELGIUM LUX	42 795	7 355	3 395
DENMARK	49 009	15 223	7 087	NETHERLANDS	82 514	13 792	6 308
GREECE	5 813	2 130	1 048	ITALY	10 133	1 726	795
PORTUGAL	1 099	451	204	UNITD KINGDOM	65 780	29 066	13 398
SPAIN	4 710	1 844	821	IRELAND	458	116	56
SWEDEN	5 565	1 571	726	DENMARK	4 632	293	138
SWITZERLAND	135 252	59 845	27 575	SPAIN	2 964	696	316
AUSTRIA	55 463	21 764	10 042	SWEDEN	38 054	11 438	5 212
YUGOSLAVIA	22 804	6 155	2 836	FINLAND	75 069	23 236	10 636
TURKEY	32 974	12 262	5 649	SWITZERLAND	12 428	1 706	787
SOVIET UNION	8 677	2 411	1 180	AUSTRIA	190 327	71 265	32 459
POLAND	1 732	386	180	YUGOSLAVIA	16 913	4 355	2 004
CZECHOSLOVA	14 471	3 425	1 542	TURKEY	16 992	1 211	572
HUNGARY	432	125	55	SOVIET UNION	72 769	6 550	3 012
ROMANIA	107 861	31 648	14 324	POLAND	14 797	1 392	631
BULGARIA	1 004	308	151	CZECHOSLOVA	8 567	1 018	451
REP S AFRICA	1 693	526	224	HUNGARY	16 334	2 652	1 252
USA	29 319	42 006	19 161	ROMANIA	28 752	4 774	2 220
267 OTHER MAN-MADE FIBRES				BULGARIA	28 895	5 694	2 619
IMPORTS				EGYPT	2 530	300	143
FRANCE	35 011	6 854	3 146	REP S AFRICA	2 198	132	62
BELGIUM LUX	42 795	7 355	3 395	USA	75 850	36 491	16 786
NETHERLANDS	82 514	13 792	6 308	JAPAN	9 000	3 646	1 649
ITALY	10 133	1 726	795				
UNITD KINGDOM	65 780	29 066	13 398				
IRELAND	458	116	56				
DENMARK	4 632	293	138				
SPAIN	2 964	696	316				
SWEDEN	38 054	11 438	5 212				
FINLAND	75 069	23 236	10 636				
SWITZERLAND	12 428	1 706	787				
AUSTRIA	190 327	71 265	32 459				
YUGOSLAVIA	16 913	4 355	2 004				
TURKEY	16 992	1 211	572				
SOVIET UNION	72 769	6 550	3 012				
POLAND	14 797	1 392	631				
CZECHOSLOVA	8 567	1 018	451				
HUNGARY	16 334	2 652	1 252				
ROMANIA	28 752	4 774	2 220				
BULGARIA	28 895	5 694	2 619				
EGYPT	2 530	300	143				
REP S AFRICA	2 198	132	62				
USA	75 850	36 491	16 786				
JAPAN	9 000	3 646	1 649				



## 6 IMPORTS AND EXPORTS (SPECIAL TRADE) BY GROUPS OF THE SITC-REV. II AND BY COUNTRIES OF PRODUCTION AND CONSUMPTION 1986

GROUP COUNTRY	DT = 100 KG	1 000 DM	1 000 \$	GROUP COUNTRY	DT = 100 KG	1 000 DM	1 000 \$
EXPORTS	894 849	313 674	144 376	SWEDEN	1 480	1 288	595
FRANCE	61 795	21 194	9 673	FINLAND	2 349	2 189	999
BELGIUM LUX	98 876	30 232	13 891	SWITZERLAND	4 701	5 465	2 481
NETHERLANDS	74 065	14 804	6 810	AUSTRIA	14 065	11 414	5 210
ITALY	236 254	69 051	31 540	MALTA	24	89	41
UNITED KINGDOM	75 287	30 563	14 073	YUGOSLAVIA	5 227	4 074	1 909
IRELAND	65 283	8 440	3 897	TURKEY	1 277	945	421
DENMARK	2 203	618	283	POLAND	1 313	784	364
GREECE	30 325	18 344	8 395	CZECHOSLOVAKIA	795	552	266
PORTUGAL	9 786	4 501	2 048	HUNGARY	762	559	264
SPAIN	31 924	15 600	7 166	MOROCCO	852	719	332
CANARY IS.	2 997	1 705	842	USA	300	402	188
SWEDEN	1 102	372	170	CANADA	47	77	36
FINLAND	8 377	3 498	1 623	MEXICO	350	270	124
SWITZERLAND	37 515	17 721	8 153	ISRAEL	28	144	64
AUSTRIA	21 342	11 299	5 163	INDIA	318	85	42
YUGOSLAVIA	34 266	17 045	8 025	SOUTH KOREA	96	172	72
TURKEY	7 408	4 643	1 906	JAPAN	462	475	218
SOVIET UNION	8 178	3 959	1 883	269 WASTE OF TEXTILE FABRICS			
POLAND	540	219	103	IMPORTS	352 462	28 637	13 206
CZECHOSLOVAKIA	1 952	929	436	FRANCE	14 634	2 773	1 284
HUNGARY	9 066	4 492	2 065	BELGIUM LUX	24 914	1 461	675
BULGARIA	4 985	2 365	1 132	NETHERLANDS	146 379	9 674	4 474
MOROCCO	1 391	440	215	ITALY	27 880	4 136	1 898
ALGERIA	3 348	2 089	975	UNITED KINGDOM	2 932	499	228
TUNISIA	2 674	1 252	589	IRELAND	220	95	41
EGYPT	5 638	2 966	1 468	DENMARK	3 909	229	108
GHANA	87	68	30	GREECE	2 138	378	174
ZAIRE	1 130	958	443	SPAIN	1 013	177	84
RWANDA	564	461	207	SWITZERLAND	23 300	1 385	642
BURUNDI	750	553	248	AUSTRIA	25 170	2 312	1 067
ZIMBABWE	182	114	56	YUGOSLAVIA	1 667	85	39
REP. S. AFRICA	10 065	5 306	2 444	POLAND	29 879	874	410
USA	19 481	4 858	2 213	CZECHOSLOVAKIA	19 271	852	382
CANADA	1 103	419	189	HUNGARY	7 799	438	201
ECUADOR	291	160	70	USA	9 489	1 495	687
SYRIA	1 291	760	371	ISRAEL	460	69	30
ISRAEL	5 065	2 815	1 282	INDIA	34	117	55
SOUTH YEMEN	950	603	292	THAILAND	1 386	242	114
PAKISTAN	735	560	238	SOUTH KOREA	149	117	51
THAILAND	756	415	169	JAPAN	1 964	540	244
CHINA	4 873	2 201	1 099	HONG KONG	6 437	436	205
HONG KONG	8 669	4 082	2 029				
NEW ZEALAND	1 494	630	301				
268 WOOL (EXC. TOPS), ANIMAL HAIR				EXPORTS	1 591 780	167 927	77 240
IMPORTS	831 655	641 018	293 428	FRANCE	168 573	17 045	7 883
FRANCE	32 711	32 013	14 652	BELGIUM LUX	294 195	22 545	10 359
BELGIUM LUX	29 994	28 076	12 932	NETHERLANDS	436 137	32 786	15 077
NETHERLANDS	23 700	11 572	5 324	ITALY	366 970	34 103	15 648
ITALY	9 091	9 433	4 279	UNITED KINGDOM	16 696	4 479	2 067
UNITED KINGDOM	22 936	23 193	10 597	IRELAND	1 088	533	249
DENMARK	737	697	326	DENMARK	2 514	561	258
GREECE	3 013	1 246	579	GREECE	3 871	543	257
PORTUGAL	297	462	211	PORTUGAL	2 665	515	243
SPAIN	3 791	1 950	876	SPAIN	51 738	6 053	2 722
ICELAND	709	376	172	SWEDEN	1 818	340	156
NORWAY	913	588	260	FINLAND	10 763	2 376	1 105
SWEDEN	2 215	1 250	571	SWITZERLAND	23 866	2 137	989
SWITZERLAND	3 076	8 398	3 834	AUSTRIA	6 467	1 353	623
AUSTRIA	1 716	532	242	POLAND	1 600	654	314
YUGOSLAVIA	412	289	136	HUNGARY	4 832	1 620	767
TURKEY	445	667	278	MOROCCO	4 696	115	53
SOVIET UNION	9 954	3 930	1 826	TUNISIA	7 164	807	368
CZECHOSLOVAKIA	1 005	429	196	EGYPT	1 750	329	150
HUNGARY	5 317	3 984	1 832	GUINEA	1 670	383	184
BULGARIA	973	566	275	SIERRA LEONE	1 265	344	157
KENYA	1 765	794	398	LIBERIA	200	100	50
REP. S. AFRICA	90 049	73 386	32 760	GHANA	18 336	4 393	2 059
USA	2 054	1 304	613	TOGO	38 693	9 722	4 462
CANADA	653	251	116	BENIN	5 595	1 374	638
PERU	6 373	9 719	4 483	NIGERIA	297	68	32
BRAZIL	2 401	1 285	596	CAMEROON	3 282	943	454
CHILE	24 501	17 509	7 828	ZAIRE	2 084	523	225
PARAGUAY	612	497	232	ANGOLA	397	87	39
URUGUAY	24 853	13 195	6 138	KENYA	1 684	266	122
ARGENTINA	27 912	18 771	8 513	UGANDA	457	178	84
IRAN	165	833	380	TANZANIA	3 452	626	292
ISRAEL	183	93	44	MOZAMBIQUE	651	340	164
PAKISTAN	4 583	1 395	634	ZAMBIA	130	154	76
MONGOLIA	1 318	576	263	REP. S. AFRICA	1 665	699	323
CHINA	6 519	23 928	10 935	USA	8 440	3 302	1 502
SOUTH KOREA	9	160	72	CHILE	639	122	57
JAPAN	149	638	294	PARAGUAY	290	89	43
HONG KONG	166	883	411	LEBANON	4 245	1 039	478
AUSTRALIA	383 179	283 595	130 812	SYRIA	7 568	1 286	580
NEW ZEALAND	100 657	62 236	28 365	IRAN	466	1 121	459
EXPORTS	156 131	107 522	49 351	ISRAEL	223	84	41
FRANCE	11 865	9 531	4 407	JORDAN	12 131	3 364	1 542
BELGIUM LUX	38 648	15 434	7 102	SAUDI ARABIA	5 112	424	197
NETHERLANDS	5 458	2 268	1 057	AFGHANISTAN	21 963	3 077	1 408
ITALY	48 357	38 105	17 425	PAKISTAN	20 183	2 261	1 060
UNITED KINGDOM	5 632	3 461	1 623	INDIA	19 514	1 903	866
DENMARK	4 049	2 726	1 245	JAPAN	48	94	44
GREECE	2 386	2 531	1 155	HONG KONG	1 170	139	67
PORTUGAL	1 991	1 093	501	271 FERTILIZERS, CRUDE			
SPAIN	839	625	284	IMPORTS	16 191 418	174 417	79 597
ICELAND	363	320	141	FRANCE	30 644	842	377
NORWAY	1 727	1 410	639	BELGIUM LUX	12 341	1 082	480



## 6 IMPORTS AND EXPORTS (SPECIAL TRADE) BY GROUPS OF THE SITC-REV. 11 AND BY COUNTRIES OF PRODUCTION AND CONSUMPTION 1986

GROUP COUNTRY	DT * 100 KG	1 000 DM	1 000 \$	GROUP COUNTRY	DT * 100 KG	1 000 DM	1 000 \$
NETHERLANDS	296 074	4 873	2 229	HONG KONG	4 885	175	80
ITALY	13 588	630	287	AUSTRALIA	6 839	303	138
SWEDEN	43 122	687	303	NEW ZEALAND	1 978	107	50
AUSTRIA	341	74	32				
ALGERIA	466 574	3 496	1 612	274 SULPHUR ETC			
TUNISIA	42 292	854	375				
TOGO	70 957	1 708	751	IMPORTS	4 359 674	94 932	43 787
REP S AFRICA	2 572 344	30 070	13 669	FRANCE	5 076	131	60
USA	7 189 662	67 979	31 070	BELGIUM LUX	18 036	697	322
PERU	15 079	1 387	655	DENMARK	31 249	396	188
CHILE	33 447	1 650	761	NORWAY	59 210	444	195
ISRAEL	1 570 396	15 449	7 082	FINLAND	1 068 075	7 861	3 645
JORDAN	371 157	4 108	1 829	SWITZERLAND	1 911	96	47
EXPORTS	1 537 770	10 590	4 888	AUSTRIA	301	71	35
				YUGOSLAVIA	873 677	9 950	4 595
FRANCE	23 819	212	98	POLAND	239 528	7 068	3 321
BELGIUM LUX	242 269	2 464	1 135	HUNGARY	3 200	201	93
NETHERLANDS	952 477	3 955	1 821	USA	435 185	14 892	6 838
ITALY	29 542	444	207	CANADA	1 587 662	50 866	23 395
UNTD KINGDOM	178 000	1 258	593	CYPRUS	5 835	161	75
DENMARK	2 243	69	32	JAPAN	622	156	70
SWITZERLAND	56 903	1 403	642	EXPORTS	6 873 292	240 568	110 539
AUSTRIA	41 307	684	315				
273 STONE, SAND AND GRAVEL				FRANCE	319 415	12 713	5 864
IMPORTS	148 676 931	360 329	168 453	BELGIUM LUX	209 621	7 633	3 508
FRANCE	80 959 394	97 263	45 471	NETHERLANDS	2 981 716	99 996	45 489
BELGIUM LUX	7 225 800	20 918	9 744	ITALY	15 516	795	372
NETHERLANDS	12 242 140	20 089	9 422	UNTD KINGDOM	1 397 270	42 811	19 807
ITALY	1 212 585	40 793	19 056	DENMARK	428 483	15 964	7 209
UNTD KINGDOM	1 844 663	3 364	1 566	GREECE	286 830	7 505	3 687
IRELAND	963 020	2 553	1 212	SPAIN	6 260	2 144	997
DENMARK	10 074 560	18 551	8 717	SWEDEN	6 679	571	263
GREECE	85 879	3 296	1 554	FINLAND	182 996	5 589	2 607
PORTUGAL	113 383	7 497	3 476	SWITZERLAND	456 550	17 840	8 231
SPAIN	31 211	1 179	553	AUSTRIA	322 647	12 601	5 823
ICELAND	3 431	149	70	TURKEY	146 295	4 145	1 978
NORWAY	11 285 230	28 153	13 202	CZECHOSLOVA	33 460	2 504	1 086
SWEDEN	7 346 257	35 041	16 377	ROMANIA	21 408	1 818	856
FINLAND	127 039	3 704	1 678	LIBYA	1 060	374	165
SWITZERLAND	547 670	7 871	3 690	EGYPT	1 468	151	75
AUSTRIA	10 678 722	26 189	12 353	IVORY COAST	2 433	138	65
YUGOSLAVIA	12 546	389	179	NIGERIA	1 108	84	40
TURKEY	25 897	1 162	546	ZAIRE	932	75	36
SOVIET UNION	7 606	195	96	ETHIOPIA	899	96	45
POLAND	2 408 510	1 354	639	KENYA	10 006	809	366
CZECHOSLOVA	477 249	1 200	560	MADAGASCAR	1 195	74	33
HUNGARY	7 729	215	99	ZAMBIA	2 054	135	60
MOROCCO	564	80	36	REP S AFRICA	3 795	900	427
REP S AFRICA	497 550	14 668	6 884	MEXICO	900	157	70
USA	19 184	3 634	1 685	BRAZIL	2 027	201	93
CANADA	6 859	404	187	CHILE	670	70	35
BRAZIL	154 702	7 032	3 297	PARAGUAY	4 250	289	134
INDIA	308 887	13 111	5 983	ISRAEL	4 195	263	121
EXPORTS	197 757 267	323 559	150 948	BURMA	3 000	240	120
FRANCE	1 941 124	11 737	5 430	THAILAND	1 830	408	189
BELGIUM LUX	19 586 051	32 301	15 084	INDONESIA	2 706	304	142
NETHERLANDS	148 746 131	181 259	84 632	MALAYSIA	3 660	234	110
ITALY	1 292 155	13 673	6 329	HONG KONG	2 879	171	81
UNTD KINGDOM	296 524	2 937	1 355	277 NATURAL ABRASIVES NES			
IRELAND	5 980	144	63	IMPORTS	832 471	136 287	62 740
DENMARK	361 592	4 713	2 205	FRANCE	215	321	157
GREECE	7 367	320	149	BELGIUM LUX	21	8 083	3 698
PORTUGAL	13 904	790	366	NETHERLANDS	3 871	963	446
SPAIN	13 157	384	176	ITALY	59 877	4 062	1 902
NORWAY	35 017	1 048	482	UNTD KINGDOM	188	5 372	2 482
SWEDEN	133 024	2 905	1 343	IRELAND	22	51 803	24 002
FINLAND	28 234	872	400	GREECE	639 201	3 198	1 439
SWITZERLAND	20 574 570	41 316	19 384	SPAIN	6 526	308	142
AUSTRIA	4 195 052	16 813	7 821	ICELAND	99 893	788	351
YUGOSLAVIA	189 397	2 360	1 088	SWITZERLAND	25	3 493	1 607
POLAND	11 350	240	112	TURKEY	7 012	316	153
CZECHOSLOVA	8 556	278	129	SOVIET UNION		174	79
HUNGARY	25 130	473	219	ZAIRE		2 242	1 032
ALGERIA	4 572	124	54	REP S AFRICA	2	16 805	7 742
LIBYA	1 838	129	63	USA	9 909	37 566	17 138
EGYPT	3 709	188	84	ISRAEL		238	110
NIGERIA	10 016	263	117	INDIA	588	152	70
REP S AFRICA	49 329	1 289	600	CHINA	1 000	70	34
USA	3 284	182	86	HONG KONG		76	38
CUBA	1 006	67	30	EXPORTS	3 035 516	56 776	26 345
VENEZUELA	1 812	123	56	FRANCE	21 421	1 153	533
URUGUAY	3 510	97	46	BELGIUM LUX	90 176	1 503	701
IRAQ	230	138	66	NETHERLANDS	2 815 077	6 350	2 940
IRAN	1 779	146	65	ITALY	333	1 855	867
ISRAEL	8 631	327	149	UNTD KINGDOM	422	1 848	868
SAUDI ARABIA	19 363	581	270	IRELAND	20	471	213
KUWAIT	7 593	245	118	GREECE	185	7 849	3 597
ARAB EMIRAT	29 200	381	186	PORTUGAL	118	1 232	566
BANGLADESH	5 307	174	79	SPAIN	667	1 331	609
SRI LANKA	6 650	171	75	SWEDEN	619	89	42
THAILAND	4 238	136	62	SWITZERLAND	92 009	9 984	4 667
INDONESIA	18 432	454	212	AUSTRIA	9 997	11 444	5 246
MALAYSIA	10 580	357	169	YUGOSLAVIA	50	879	399
BRUNEI	645	63	31	TURKEY	2	1 298	599
SINGAPORE	11 120	451	210	POLAND	10	578	271
PHILIPPINES	42 411	911	421	CZECHOSLOVA	29	68	30
JAPAN	6 169	214	100	HUNGARY	47	72	34
TAIWAN	1 026	138	68				



## 6 IMPORTS AND EXPORTS (SPECIAL TRADE) BY GROUPS OF THE SITC-REV. II AND BY COUNTRIES OF PRODUCTION AND CONSUMPTION 1986

GROUP COUNTRY	DT = 100 KG	1 000 DM	1 000 \$	GROUP COUNTRY	DT = 100 KG	1 000 DM	1 000 \$
REP S AFRICA	115	2 188	1 028	RWANDA	4 470	102	44
USA	731	1 668	768	KENYA	3 000	100	44
BRAZIL	104	638	300	TANZANIA	6 801	226	112
JORDAN	6	113	49	REUNION	15 489	375	180
INDIA	18	177	77	MAURITIUS	1 715	71	30
JAPAN	68	3 332	1 635	ZIMBABWE	74 153	1 170	545
TAIWAN		220	110	REP S AFRICA	33 969	2 988	1 361
				USA	298 356	7 466	3 434
278 OTHER CRUDE MINERALS				CANADA	4 092	355	162
IMPORTS	70 547 018	1 316 132	608 739	MEXICO	1 800	271	124
FRANCE	12 435 588	137 383	63 586	GUATEMALA	630	94	44
BELGIUM LUX	10 008 858	75 801	35 288	COSTA RICA	6 602	230	105
NETHERLANDS	7 777 240	97 154	44 810	CUBA	1 420	201	87
ITALY	1 557 185	55 787	25 786	DOMINIC REP	929	136	61
UNITED KINGDOM	6 213 143	124 667	57 789	GUADELOUPE	3 157	76	35
IRELAND	200 061	10 861	5 009	MARTINIQUE	14 279	424	198
DENMARK	773 476	8 333	3 885	TRINIDAD TOB	1 951	83	36
GREECE	1 941 832	51 400	23 719	NETH ANTILL	3 919	187	89
PORTUGAL	34 093	817	372	COLOMBIA	9 481	821	367
SPAIN	1 976 286	54 767	25 267	VENEZUELA	8 213	871	399
ICELAND	11 436	933	436	SURINAME	24 597	490	224
NORWAY	8 673 213	105 652	48 853	FRENCH GUIAN	1 926	67	32
SWEDEN	75 625	1 796	839	ECUADOR	918	137	59
FINLAND	501 554	15 257	7 227	PERU	2 458	224	96
SWITZERLAND	1 076 276	3 527	1 638	BRAZIL	6 432	1 531	709
AUSTRIA	4 101 684	66 297	30 793	CHILE	2 324	362	171
YUGOSLAVIA	149 894	2 488	1 167	URUGUAY	1 567	152	73
TURKEY	1 300 257	50 056	23 365	ARGENTINA	17 033	2 247	1 049
SOVIET UNION	262 397	7 735	3 561	CYPRUS	1 479	76	38
POLAND	214 450	3 737	1 703	LEBANON	1 723	65	31
CZECHOSLOVAKIA	2 889 179	50 708	23 484	IRAQ	1 945	201	88
HUNGARY	147 530	3 015	1 416	IRAN	6 764	821	368
ROMANIA	7 751	482	218	ISRAEL	11 930	952	436
BULGARIA	8 450	535	249	SAUDI ARABIA	60 561	3 235	1 506
ALBANIA	6 587	543	240	KUWAIT	6 068	199	97
MOROCCO	267 458	5 321	2 449	BAHRAIN	5 209	82	39
ALGERIA	11 917	275	122	QATAR	7 622	106	48
SENEGAL	47 236	1 019	498	ARAB EMIRAT	25 268	577	263
NIGERIA	1 666	131	61	OMAN	11 131	140	67
MADAGASCAR	28 718	5 721	2 625	PAKISTAN	4 516	373	171
ZAMBIA	1 679	126	62	INDIA	3 522	811	376
ZIMBABWE	158 343	14 391	6 716	BANGLADESH	2 735	94	45
REP S AFRICA	1 577 418	68 534	31 711	SRI LANKA	44 960	1 137	535
SWAZILAND	900	152	74	THAILAND	2 061	244	113
USA	2 011 688	92 504	42 302	INDONESIA	26 311	1 042	476
CANADA	424 097	36 892	17 882	MALAYSIA	344 405	6 465	2 903
GREENLAND	14 214	1 842	854	SINGAPORE	343 146	7 344	3 323
MEXICO	441 158	13 358	6 282	PHILIPPINES	56 270	1 329	606
TRINIDAD TOB	117 626	5 928	2 766	NORTH KOREA	120	128	56
BRAZIL	402 441	21 809	9 964	SOUTH KOREA	16 664	1 357	614
CYPRUS	38 448	1 405	636	JAPAN	54 385	3 148	1 431
ISRAEL	190 707	20 370	9 322	TAIWAN	8 264	805	366
INDIA	60 955	4 102	1 883	HONG KONG	48 690	730	346
SRI LANKA	1 160	346	160	AUSTRALIA	8 497	1 083	492
THAILAND	59 228	2 743	1 286	PAPUA NEW G	48 836	1 787	815
CHINA	1 755 624	58 782	27 035	NEW ZEALAND	6 569	539	243
NORTH KOREA	428 198	16 019	7 422	SOLOMON IS	3 643	108	50
SOUTH KOREA	11 354	675	312	FIJI	27 345	803	366
JAPAN	77 632	9 652	4 539	FR POLYNESIA	30 440	510	248
AUSTRALIA	65 049	2 110	986	281 IRON ORE, CONCENTRATES			
EXPORTS	114 248 718	645 103	297 942	IMPORTS	417 104 374	2 756 472	1 267 595
FRANCE	14 823 918	109 911	50 673	BELGIUM LUX	336 982	527	244
BELGIUM LUX	21 010 660	72 156	33 128	NETHERLANDS	151 488	2 389	1 100
NETHERLANDS	53 149 177	113 068	52 494	UNITED KINGDOM	3 011	84	39
ITALY	9 539 936	95 185	44 040	DENMARK	24 965	238	115
UNITED KINGDOM	1 869 852	17 786	8 255	SPAIN	1 592 910	5 567	2 522
IRELAND	230 986	2 604	1 224	NORWAY	11 228 058	68 050	30 615
DENMARK	1 302 423	14 999	6 895	SWEDEN	45 172 158	264 799	122 065
GREECE	22 304	1 880	856	AUSTRIA	77 498	774	382
PORTUGAL	28 675	1 942	894	SOVIET UNION	219 470	816	404
SPAIN	128 088	8 903	4 121	MAURITANIA	5 323 903	27 770	12 654
ICELAND	35 076	401	195	LIBERIA	59 296 494	413 091	189 608
NORWAY	783 436	9 411	4 365	REP S AFRICA	6 610 743	59 048	27 348
SWEDEN	3 936 381	29 108	13 417	CANADA	64 146 239	415 258	190 820
FINLAND	1 506 161	16 735	7 803	VENEZUELA	6 656 790	28 756	13 526
SWITZERLAND	1 514 055	25 567	11 832	PERU	12 630	84	37
AUSTRIA	1 828 502	35 205	16 274	BRAZIL	156 395 394	1 100 517	506 653
YUGOSLAVIA	62 376	5 486	2 537	BAHRAIN	613 633	3 928	1 725
TURKEY	20 923	2 249	1 044	INDIA	3 073 406	14 242	6 538
SOVIET UNION	12 261	3 537	1 613	AUSTRALIA	54 166 386	352 492	161 181
POLAND	74 445	2 007	939	EXPORTS	211 712	1 299	597
CZECHOSLOVAKIA	46 561	2 904	1 337	FRANCE	37 799	324	145
HUNGARY	105 348	4 153	1 920	BELGIUM LUX	147 103	245	113
ROMANIA	9 091	550	259	NETHERLANDS	9 158	257	119
BULGARIA	58 876	1 846	859	AUSTRIA	13 088	291	136
MOROCCO	8 911	390	183				
ALGERIA	32 669	932	426	282 IRON AND STEEL SCRAP			
TUNISIA	31 353	727	332	IMPORTS	13 760 327	323 318	147 680
LIBYA	90 626	1 494	704	FRANCE	2 615 609	58 242	26 824
EGYPT	7 545	758	356	BELGIUM LUX	1 301 490	28 000	12 890
SUDAN	2 222	195	93	NETHERLANDS	4 139 718	86 641	39 604
SIERRA LEONE	5 711	146	66	ITALY	30 479	3 852	1 768
LIBERIA	52 739	1 409	657	UNITED KINGDOM	1 672 349	41 767	18 747
IVORY COAST	32 539	795	371	IRELAND	10 093	382	171
GHANA	661	94	40	DENMARK	1 457 945	23 963	10 922
BENIN	10 341	209	93	GREECE	3 689	172	82
NIGERIA	29 251	699	336	PORTUGAL	547	77	37
CAMEROON	2 923	156	73				
GABON	9 438	342	164				
CONGO	15 606	359	166				



## 6 IMPORTS AND EXPORTS (SPECIAL TRADE) BY GROUPS OF THE SITC-REV. II AND BY COUNTRIES OF PRODUCTION AND CONSUMPTION 1986

GROUP COUNTRY	DT = 100 KG	1 000 DM	1 000 \$	GROUP COUNTRY	DT = 100 KG	1 000 DM	1 000 \$
SPAIN	10 307	1 223	575	SOUTH KOREA	700	523	261
NORWAY	20 397	693	329	JAPAN	980	905	418
SWEDEN	34 166	1 181	522	AUSTRALIA	19 070 488	370 837	171 204
FINLAND	1 143	122	58	PAPUA NEW G	2 130 967	252 218	118 069
SWITZERLAND	157 395	13 522	6 297	EXPORTS	4 238 957	301 265	138 121
AUSTRIA	76 760	4 307	1 997	FRANCE	561 246	28 136	12 912
YUGOSLAVIA	9 588	905	414	BELGIUM LUX	420 759	34 891	15 827
TURKEY	40 327	4 466	2 013	NETHERLANDS	442 036	37 943	17 238
SOVIET UNION	1 588 629	27 118	12 391	ITALY	313 382	36 347	16 693
POLAND	128 903	4 415	2 011	UNITD KINGDOM	67 447	10 049	4 647
CZECHOSLOVA	224 457	5 699	2 623	IRELAND	18 012	579	281
HUNGARY	41 910	1 422	647	DENMARK	23 844	979	447
BULGARIA	3 326	515	221	GREECE	3 514	209	97
REP S AFRICA	1 412	250	115	PORTUGAL	6 951	679	308
USA	93 111	10 142	4 452	SPAIN	40 585	5 877	2 694
CANADA	43 722	2 186	1 010	NORWAY	4 168	550	255
ISRAEL	39 589	1 038	479	SWEDEN	32 007	2 746	1 291
KUWAIT	869	161	79	FINLAND	66 150	4 434	1 963
AUSTRALIA	5 486	643	303	SWITZERLAND	29 141	3 321	1 543
EXPORTS	34 183 890	795 345	365 322	AUSTRIA	1 157 930	58 563	27 177
FRANCE	1 503 097	36 523	16 647	YUGOSLAVIA	25 373	3 227	1 521
BELGIUM LUX	6 096 946	124 930	57 479	TURKEY	7 983	942	421
NETHERLANDS	3 876 593	99 247	46 576	POLAND	29 119	1 930	888
ITALY	17 043 121	375 822	171 775	CZECHOSLOVA	24 708	2 323	1 076
UNITD KINGDOM	222 635	6 735	3 026	HUNGARY	55 357	4 239	1 933
DENMARK	294 882	6 687	3 068	ROMANIA	50 892	7 262	3 403
GREECE	3 146	94	42	BULGARIA	11 995	916	435
SPAIN	349 403	7 237	3 310	ALGERIA	355	80	37
NORWAY	12 619	278	135	EGYPT	4 020	383	179
SWEDEN	659 585	56 565	25 795	REP S AFRICA	2 802	498	227
SWITZERLAND	1 967 058	37 710	17 147	USA	45 353	14 745	6 828
AUSTRIA	517 576	10 364	4 694	CANADA	703 806	25 272	11 297
TURKEY	4 841	106	49	MEXICO	3 103	914	392
CZECHOSLOVA	395 625	6 353	2 908	COLOMBIA	1 118	153	71
USA	983	1 471	647	VENEZUELA	21 403	2 000	913
INDIA	1 184 926	24 369	11 599	PERU	1 257	167	79
TAIWAN	49 475	786	394	BRAZIL	7 369	1 179	542
286 URANIUM, THORIUM ORE, CONC				CHILE	596	121	56
EXPORTS	33 971	84	43	ARGENTINA	5 964	910	424
CZECHOSLOVA	33 971	84	43	IRAQ	2 220	148	66
287 BASE METAL ORES, CONC NES				ISRAEL	2 779	631	291
IMPORTS	70 993 190	2 010 151	929 132	SAUDI ARABIA	2 101	153	74
FRANCE	53 016	16 330	7 759	PAKISTAN	1 770	326	145
BELGIUM LUX	69 396	32 484	15 005	INDIA	7 460	1 150	536
NETHERLANDS	326 924	41 210	18 827	INDONESIA	1 028	88	42
ITALY	1 758 990	67 250	30 979	SOUTH KOREA	296	261	124
UNITD KINGDOM	22 386	9 369	4 433	JAPAN	7 269	4 962	2 284
IRELAND	1 698 952	56 588	26 095	TAIWAN	629	161	76
DENMARK	3 404	160	80	HONG KONG	932	189	88
GREECE	219 022	3 778	1 710	AUSTRALIA	916	321	151
PORTUGAL	2 045	1 631	755	288 NONFERR METAL SCRAP NES			
SPAIN	91 212	13 295	6 182	IMPORTS	9 351 264	1 458 552	671 520
NORWAY	3 131 369	59 596	27 679	FRANCE	967 173	200 191	92 198
SWEDEN	1 022 019	60 621	27 963	BELGIUM LUX	367 559	67 331	31 068
FINLAND	41 651	2 033	960	NETHERLANDS	1 221 671	202 974	93 381
SWITZERLAND	1 131	562	265	ITALY	281 419	46 305	21 465
AUSTRIA	3 408	759	370	UNITD KINGDOM	1 121 229	219 657	101 569
YUGOSLAVIA	606 890	17 982	8 892	IRELAND	24 763	4 963	2 289
TURKEY	482 667	15 119	6 927	DENMARK	358 521	57 760	26 689
POLAND	149 485	7 201	3 616	GREECE	17 143	1 664	785
CZECHOSLOVA	61 417	3 576	1 681	PORTUGAL	14 588	2 297	1 046
HUNGARY	7 862	1 025	456	SPAIN	29 246	11 145	4 838
ALBANIA	230 217	4 794	2 021	ICELAND	11 241	1 686	758
MOROCCO	256 400	24 526	11 467	NORWAY	179 090	30 517	14 073
GUINEA	11 912 868	136 017	62 288	SWEDEN	72 666	8 456	3 856
SIERRA LEONE	8 733 441	67 751	31 160	FINLAND	96 143	6 858	3 242
GHANA	257 439	3 025	1 363	SWITZERLAND	320 936	55 026	25 373
NIGERIA	2 729	1 563	732	AUSTRIA	341 822	57 425	26 423
GABON	197 143	2 407	1 160	MALTA	2 607	315	142
CONGO	715	86	37	YUGOSLAVIA	12 959	2 991	1 374
ZAIRE	12 909	3 661	1 560	TURKEY	22 303	2 055	946
RWANDA	657	793	342	SOVIET UNION	219 747	33 343	15 542
ZIMBABWE	861	303	137	POLAND	37 398	3 880	1 866
REP S AFRICA	4 870 528	79 452	36 721	CZECHOSLOVA	131 628	11 268	5 263
USA	164 706	39 144	17 777	HUNGARY	87 024	12 877	5 922
CANADA	3 508 060	165 685	76 535	ROMANIA	3 153	453	220
GREENLAND	659 877	34 017	15 988	BULGARIA	57 403	5 821	2 558
MEXICO	1 464 904	104 011	47 440	MOROCCO	1 753	326	149
HONDURAS	143 273	6 454	2 870	TUNISIA	26 932	609	301
CUBA	750	459	188	EGYPT	1 314	115	51
JAMAICA	252 897	7 207	3 185	SUDAN	828	185	90
GUYANA	1 408 872	32 981	15 074	SIERRA LEONE	470	90	42
SURINAME	241 451	5 814	2 910	GHANA	5 954	997	454
PERU	1 195 201	72 612	33 015	NIGERIA	46 346	10 765	5 012
BRAZIL	1 387 774	13 085	5 687	CONGO	297	62	30
CHILE	907 321	99 919	46 814	ZAIRE	1 710	580	273
BOLIVIA	40 641	6 375	2 948	DJIBOUTI	400	79	38
CYPRUS	7 200	754	363	KENYA	4 071	975	448
IRAN	23 569	1 534	761	MAURITIUS	736	139	66
INDIA	282 456	4 663	2 062	ZAMBIA	100	188	94
SRI LANKA	416 545	5 652	2 753	ZIMBABWE	9 889	5 214	2 495
BURMA	60 245	2 529	1 136	REP S AFRICA	835 454	65 918	30 244
THAILAND	68 288	5 092	2 381	USA	321 979	122 975	56 400
MALAYSIA	879	974	460	CANADA	1 748 635	127 621	58 594
PHILIPPINES	138 983	2 982	1 435	MEXICO	393	836	384
CHINA	1 186 439	38 696	17 737	GUATEMALA	498	104	49
				NICARAGUA	700	62	31
				COSTA RICA	3 590	1 004	487
				CUBA	1 690	147	67



## 6 IMPORTS AND EXPORTS (SPECIAL TRADE) BY GROUPS OF THE SITC-REV. II AND BY COUNTRIES OF PRODUCTION AND CONSUMPTION 1986

GROUP COUNTRY	DT * 100 KG	1 000 DM	1 000 \$	GROUP COUNTRY	DT * 100 KG	1 000 DM	1 000 \$
HAITI	381	91	41	NEW ZEALAND		68	34
JAMAICA	864	210	94				
TRINIDAD TOB	1 990	476	211	EXPORTS	11 779	13 826	6 447
SURINAME	1 756	165	75				
PERU	743	440	221	FRANCE	142	517	234
BRAZIL	701	133	60	BELGIUM LUX	2 828	3 784	1 817
CHILE	9 511	2 836	1 298	NETHERLANDS	333	1 443	679
BOLIVIA	1 312	114	56	ITALY	34	89	38
CYPRUS	2 829	465	213	UNITED KINGDOM	7 832	5 925	2 744
LEBANON	14 117	3 191	1 458	SPAIN	21	1 270	565
IRAN	6 386	697	345	SWITZERLAND	160	447	197
ISRAEL	50 644	10 511	4 782	USA	272	281	140
JORDAN	16 867	4 637	2 035				
SAUDI ARABIA	44 087	12 376	5 651	291 CRUDE ANIMAL MATERIALS NES			
KUWAIT	25 282	6 285	2 854				
BAHRAIN	2 976	435	193	IMPORTS	2 964 742	727 850	336 743
ARAB EMIRAT	8 502	1 995	892				
SOUTH YEMEN	2 904	560	250	FRANCE	83 856	39 081	18 008
THAILAND	6 866	1 475	678	BELGIUM LUX	76 870	14 994	6 958
MALAYSIA	4 272	484	220	NETHERLANDS	1 102 440	79 115	36 547
PHILIPPINES	240	342	161	ITALY	131 530	10 847	5 027
SOUTH KOREA	3 683	1 432	640	UNITED KINGDOM	27 961	12 582	5 781
JAPAN	2 940	8 549	3 678	IRELAND	9 226	2 002	930
TAIWAN	3 972	976	443	DENMARK	240 594	42 693	19 753
HONG KONG	1 427	492	228	GREECE	1 434	2 460	1 162
AUSTRALIA	116 928	11 673	5 478	PORTUGAL	7 456	9 451	4 312
AUST OCEANIA	397	133	64	SPAIN	10 598	3 027	1 396
NEW ZEALAND	1 687	240	114	ICELAND	2 306	1 187	551
N ZEAL OCEAN	272	71	33	NORWAY	408	261	117
				SWEDEN	7 378	2 642	1 191
EXPORTS	4 736 067	496 903	229 232	FINLAND	4 672	652	297
				SWITZERLAND	63 089	7 644	3 523
FRANCE	830 460	44 928	20 635	AUSTRIA	171 472	8 534	3 919
BELGIUM LUX	1 204 290	75 540	34 937	YUGOSLAVIA	30 943	10 436	4 817
NETHERLANDS	774 181	108 060	49 681	TURKEY	17 363	32 717	15 191
ITALY	744 307	116 236	53 539	SOVIET UNION	82 391	7 962	3 683
UNITED KINGDOM	166 719	16 578	7 831	POLAND	54 433	22 665	10 536
IRELAND	2 160	321	147	CZECHOSLOVAKIA	60 553	9 008	4 262
DENMARK	46 018	9 231	4 250	HUNGARY	71 253	64 183	29 748
SPAIN	38 461	4 178	1 964	ROMANIA	8 234	3 140	1 456
NORWAY	4 934	1 203	559	BULGARIA	1 312	164	78
SWEDEN	368 447	35 117	16 234	MOROCCO	122	465	218
FINLAND	72 432	2 595	1 174	TUNISIA	77	964	467
SWITZERLAND	55 608	5 155	2 398	EGYPT	4 738	1 443	656
AUSTRIA	231 059	39 467	18 201	SUDAN	1 015	73	30
TURKEY	600	107	51	KENYA	35	169	80
HUNGARY	16 172	4 284	1 964	TANZANIA	56	387	172
KENYA	1 057	239	117	ZIMBABWE	104	342	158
REP S AFRICA	883	132	66	REP S AFRICA	938	1 639	755
USA	10 746	14 507	6 700	USA	189 555	42 216	19 339
CANADA	2 070	417	193	CANADA	12 442	5 479	2 539
ARAB EMIRAT	4 876	885	392	MEXICO	1 135	398	182
PAKISTAN	26 317	2 573	1 192	CUBA	1 666	188	84
INDIA	57 597	7 672	3 542	COLOMBIA	643	252	118
JAPAN	2 307	483	229	VENEZUELA	1 847	320	149
TAIWAN	68 922	6 579	3 040	ECUADOR	63	78	36
				PERU	1 258	913	421
289 PREC METAL ORE, WASTE NES				BRAZIL	102 314	16 616	7 610
				CHILE	26 250	3 088	1 419
IMPORTS	226 069	379 697	176 651	PARAGUAY	856	70	32
				URUGUAY	63 666	9 773	4 476
FRANCE	170	3 558	1 553	ARGENTINA	56 424	5 881	2 723
BELGIUM LUX	305	15 832	7 304	LEBANON	844	4 447	2 062
NETHERLANDS	1 548	28 310	13 177	SYRIA	1 089	5 619	2 665
ITALY	58	1 344	623	IRAN	5 869	22 288	10 235
UNITED KINGDOM	1 069	10 042	4 672	ISRAEL	417	120	56
IRELAND	566	2 723	1 251	SAUDI ARABIA	45	275	134
DENMARK	89	8 847	4 118	ARAB EMIRAT	120	600	285
GREECE	1	4 219	1 906	AFGHANISTAN	1 021	6 251	2 899
PORTUGAL	3	613	288	PAKISTAN	5 667	6 104	2 820
SPAIN	2	735	339	INDIA	16 835	2 459	1 142
ICELAND		1 004	474	THAILAND	4 185	5 573	2 557
NORWAY	245	5 044	2 439	VIETNAM	2 080	1 761	841
SWEDEN	672	7 132	3 355	INDONESIA	694	545	251
FINLAND	15	4 284	1 947	SINGAPORE	68	134	64
SWITZERLAND	630	3 905	1 842	PHILIPPINES	1 111	460	211
AUSTRIA	795	12 747	6 076	MONGOLIA	620	1 085	513
YUGOSLAVIA		2 192	1 050	CHINA	162 119	141 226	65 637
SOVIET UNION	13	146	68	NORTH KOREA	3 887	458	213
POLAND	46	1 558	747	JAPAN	190	608	275
CZECHOSLOVAKIA	170	3 051	1 398	TAIWAN	4 072	8 053	3 683
HUNGARY		8 855	4 124	HONG KONG	421	1 514	653
ROMANIA		90	38	AUSTRALIA	10 260	17 161	7 932
BULGARIA	94	444	217	PAPUA NEW GUINEA	90	105	49
EGYPT		973	456	NEW ZEALAND	9 248	22 535	10 533
CENT AFR REP		229	101				
ZIMBABWE	88	4 735	2 337	EXPORTS	1 733 985	351 316	162 819
REP S AFRICA	25	1 376	632				
USA	89 971	142 091	65 269	FRANCE	580 846	60 171	27 845
CANADA	2 534	25 135	12 060	BELGIUM LUX	528 663	23 572	10 807
MEXICO	64	5 465	2 589	NETHERLANDS	156 035	24 547	11 276
COLOMBIA		810	379	ITALY	68 678	29 002	13 414
VENEZUELA	4	213	104	UNITED KINGDOM	15 921	8 367	3 860
ECUADOR	6	212	106	IRELAND	366	413	194
PERU	15 426	11 181	5 091	DENMARK	123 005	16 295	7 496
BRAZIL		73	36	GREECE	4 871	2 455	1 135
CHILE	111 225	43 838	20 656	PORTUGAL	17 401	5 202	2 399
ISRAEL	3	585	267	SPAIN	24 819	8 557	3 981
KUWAIT	4	177	79	NORWAY	10 663	5 139	2 397
SINGAPORE	5	2 204	1 015	SWEDEN	10 678	8 078	3 781
PHILIPPINES	153	310	150	FINLAND	1 860	2 539	1 163
JAPAN	44	3 272	1 521	SWITZERLAND	21 806	26 439	12 238
TAIWAN		199	100	AUSTRIA	88 077	31 600	14 619
AUSTRALIA		113	48	YUGOSLAVIA	4 554	6 416	2 989



6 IMPORTS AND EXPORTS (SPECIAL TRADE) BY GROUPS OF THE SITC-REV. 11 AND BY COUNTRIES OF PRODUCTION AND CONSUMPTION 1986

GROUP COUNTRY	DT * 100 KG	1 000 DM	1 000 \$	GROUP COUNTRY	DT * 100 KG	1 000 DM	1 000 \$
TURKEY	880	2 066	926	PARAGUAY	3 347	2 373	1 088
POLAND	29	143	70	URUGUAY	195	376	175
CZECHOSLOVA	2 229	425	199	ARGENTINA	17 551	9 217	4 225
HUNGARY	1 934	1 452	665	CYPRUS	115	101	45
BULGARIA		122	60	IRAQ	264	200	89
MOROCCO	53	110	51	IRAN	8 652	10 391	4 766
ALGERIA	188	617	271	ISRAEL	74 994	72 567	32 274
EGYPT	131	254	124	SOUTH YEMEN	455	319	149
KENYA	121	126	61	AFGHANISTAN	2 866	402	178
REP S AFRICA	8 806	9 096	4 241	PAKISTAN	31 333	6 302	2 924
USA	38 764	40 937	19 114	INDIA	168 275	42 073	19 281
CANADA	304	1 110	505	SRI LANKA	12 912	1 399	646
MEXICO	208	82	37	THAILAND	23 664	16 169	7 281
COLOMBIA	42	608	292	INDONESIA	18 536	6 080	2 782
PERU	22	131	61	MALAYSIA	10 974	652	299
BRAZIL	9 734	7 554	3 587	SINGAPORE	4 787	5 410	2 498
SYRIA	560	506	249	PHILIPPINES	1 144	718	346
IRAQ	65	302	144	CHINA	48 359	17 220	7 882
IRAN	37	203	94	NORTH KOREA	683	592	262
ISRAEL	211	356	164	SOUTH KOREA	6 164	13 991	6 551
SAUDI ARABIA	58	197	94	JAPAN	1 900	9 860	4 613
ARAB EMIRAT		77	38	TAIWAN	4 589	3 208	1 472
INDIA	157	886	419	HONG KONG	3 344	2 205	1 014
INDONESIA	13	145	72	AUSTRALIA	431 184	19 414	8 520
CHINA	1 728	875	414	NEW ZEALAND	5 546	2 522	1 171
SOUTH KOREA	2 108	4 133	1 940	FIJI	139	93	44
JAPAN	3 368	12 200	5 720				
TAIWAN	2 986	6 109	2 843	EXPORTS	943 586	795 491	367 310
HONG KONG	427	1 015	456				
AUSTRALIA	33	104	44	FRANCE	101 341	98 110	44 654
				BELGIUM LUX	50 469	28 551	13 271
292 CRUDE VEG MATERIALS NES				NETHERLANDS	172 588	90 443	42 146
IMPORTS	6 022 792	3 212 328	1 480 238	ITALY	82 492	77 306	35 451
FRANCE	209 013	89 767	40 830	UNITD KINGDOM	27 769	36 595	17 129
BELGIUM LUX	156 813	51 943	24 118	IRELAND	2 361	2 244	975
NETHERLANDS	3 094 552	1 936 578	893 800	DENMARK	68 101	53 386	24 859
ITALY	271 471	186 749	85 787	GREECE	3 919	4 005	1 822
UNITD KINGDOM	31 031	16 050	7 611	PORTUGAL	2 792	6 664	3 031
IRELAND	3 084	3 658	1 716	SPAIN	14 036	21 731	9 937
DENMARK	555 108	241 343	111 800	CANARY IS	785	765	333
GREECE	11 891	7 102	3 254	ICELAND	372	454	206
PORTUGAL	2 598	805	372	NORWAY	16 728	9 854	4 569
SPAIN	65 849	41 574	18 978	SWEDEN	59 641	23 722	11 017
CANARY IS	9 873	16 476	7 527	FINLAND	17 071	10 767	4 995
ICELAND	2 287	272	126	SWITZERLAND	125 548	81 837	37 942
NORWAY	2 243	896	434	AUSTRIA	73 386	59 606	27 534
SWEDEN	6 263	7 366	3 444	YUGOSLAVIA	3 386	4 689	2 199
FINLAND	5 778	4 165	1 973	TURKEY	1 225	3 180	1 427
SWITZERLAND	12 972	22 534	10 345	SOVIET UNION	911	1 937	921
AUSTRIA	36 906	8 084	3 782	POLAND	3 546	3 276	1 518
YUGOSLAVIA	32 652	10 951	5 099	CZECHOSLOVA	3 647	4 424	2 038
TURKEY	35 898	10 990	5 110	HUNGARY	5 948	16 015	7 359
SOVIET UNION	2 031	1 195	539	ROMANIA	621	903	409
POLAND	98 270	19 789	8 910	BULGARIA	8 959	1 477	674
CZECHOSLOVA	21 601	5 593	2 538	ALBANIA	79	257	121
HUNGARY	82 380	22 242	10 245	MOROCCO	3 516	3 021	1 435
ROMANIA	9 313	2 708	1 274	ALGERIA	919	542	231
BULGARIA	31 575	9 038	4 201	TUNISIA	268	583	287
ALBANIA	10 813	3 802	1 737	EGYPT	2 014	1 959	900
MOROCCO	10 034	7 317	3 361	BURKINA FASO	121	274	130
EGYPT	19 154	16 874	7 759	CHAD	33	69	31
SUDAN	27 987	14 899	6 923	SENEGAL	40	91	41
MALI	719	172	79	GHANA	98	239	105
NIGER	112	70	34	TOGO	45	233	102
CHAD	1 043	638	291	BENIN	50	200	90
SENEGAL	2 061	2 343	1 141	NIGERIA	698	2 857	1 324
SIERRA LEONE	3 675	641	291	CAMEROON	1 107	3 064	1 448
IVORY COAST	4 706	3 231	1 491	CENT AFR REP	43	140	64
TOGO	120	200	90	GABON	241	247	109
NIGERIA	15 520	11 494	5 400	CONGO	200	572	261
CAMEROON	576	434	191	ZAIRE	72	216	99
ZAIRE	13 498	7 688	3 604	RWANDA	101	206	101
RWANDA	950	681	337	BURUNDI	300	657	295
ETHIOPIA	2 220	1 255	575	ANGOLA	159	266	123
SOMALIA	589	473	209	ETHIOPIA	200	311	137
KENYA	42 414	29 985	14 016	KENYA	488	1 898	891
TANZANIA	2 174	1 514	704	TANZANIA	202	526	252
MADAGASCAR	4 093	1 916	852	MOZAMBIQUE	168	225	100
MAURITIUS	89	264	122	MADAGASCAR	116	196	89
ZIMBABWE	351	367	165	REUNION	84	149	66
MALAWI	314	123	54	ZAMBIA	153	293	127
REP S AFRICA	30 973	19 206	8 891	ZIMBABWE	63	226	106
USA	71 224	59 964	27 646	REP S AFRICA	7 346	21 085	9 799
CANADA	10 143	4 976	2 292	USA	24 079	28 863	13 340
MEXICO	9 590	8 114	3 754	CANADA	6 097	5 733	2 595
BERMUDA	498	300	132	MEXICO	3 173	3 361	1 549
GUATEMALA	7 893	5 885	2 674	GUATEMALA	263	514	238
HONDURAS	324	462	212	HONDURAS	76	80	38
EL SALVADOR	281	683	307	EL SALVADOR	126	177	84
COSTA RICA	13 623	10 894	4 990	COSTA RICA	176	397	177
PANAMA	431	419	206	PANAMA	99	162	72
HAITI	383	152	70	CUBA	1 861	2 798	1 270
BAHAMAS	36	78	36	HAITI	341	242	114
DOMINIC REP	889	539	261	DOMINIC REP	188	165	78
JAMAICA	378	172	78	TRINIDAD TOB	68	88	41
BARBADOS	42	75	36	COLOMBIA	1 238	2 729	1 264
COLOMBIA	19 764	22 535	10 352	VENEZUELA	3 423	10 188	4 618
VENEZUELA	79	64	30	ECUADOR	162	218	96
ECUADOR	577	531	240	PERU	418	1 034	483
PERU	2 308	3 057	1 424	BRAZIL	7 016	9 380	4 401
BRAZIL	10 815	4 338	1 964	CHILE	1 084	2 680	1 224
CHILE	4 142	1 380	642	BOLIVIA	92	430	199
				PARAGUAY	203	294	137
				URUGUAY	626	1 192	539



6 IMPORTS AND EXPORTS (SPECIAL TRADE) BY GROUPS OF THE SITC-REV. II AND BY COUNTRIES OF PRODUCTION AND CONSUMPTION 1986

GROUP COUNTRY	DT * 100 KG	1 000 DM	1 000 \$	GROUP COUNTRY	DT * 100 KG	1 000 DM	1 000 \$
ARGENTINA	5 743	5 595	2 593	SPAIN	78 078	1 962	910
CYPRUS	120	103	40	NORWAY	17 922	526	231
LEBANON	49	97	45	SWEDEN	41 005	1 057	506
SYRIA	1 005	1 127	555	SWITZERLAND	11 381	265	119
IRAQ	615	1 406	614	AUSTRIA	49 438	1 222	569
IRAN	111	252	113	POLAND	125 733	2 711	1 255
ISRAEL	2 190	3 411	1 570	CZECHOSLOVA	459 315	10 040	4 758
JORDAN	342	284	127	REP S AFRICA	774 679	10 027	4 453
SAUDI ARABIA	168	163	70	USA	1 079 553	18 907	8 716
KUWAIT	43	109	46	CANADA	78 995	1 781	775
ARAB EMIRAT	74	115	54	VENEZUELA	38 361	570	252
PAKISTAN	470	504	229	CHILE	315 848	4 689	2 285
INDIA	1 377	1 546	733	ARGENTINA	85 950	1 568	704
BANGLADESH	136	121	54	JAPAN	365 603	8 938	4 061
SRI LANKA	58	152	70	AUSTRALIA	5 274	181	81
THAILAND	271	394	175				
INDONESIA	1 252	2 485	1 164	EXPORTS	43 478 919	1 484 621	679 956
MALAYSIA	151	238	113	FRANCE	10 374 994	386 147	176 303
SINGAPORE	590	475	217	BELGIUM LUX	16 930 299	612 385	281 724
PHILIPPINES	823	4 372	1 960	NETHERLANDS	2 286 606	63 352	28 691
CHINA	127	215	97	ITALY	818 239	24 665	11 475
SOUTH KOREA	1 213	2 806	1 309	UNIT KINGDOM	2 139 831	78 800	35 668
JAPAN	3 984	9 338	4 333	IRELAND	555 838	14 200	6 507
TAIWAN	131	202	97	DENMARK	162 134	5 909	2 713
HONG KONG	1 255	1 082	501	GREECE	10 604	373	169
AUSTRALIA	2 761	3 857	1 776	SPAIN	77 163	3 057	1 428
NEW ZEALAND	451	723	341	ICELAND	10 000	196	97
NEW CALEDON	49	179	82	NORWAY	564 993	15 007	6 959
FR POLYNESIA	40	111	50	SWEDEN	103 479	3 382	1 579
				FINLAND	1 032 944	21 943	10 263
322 COAL, LIGNITE, PEAT				SWITZERLAND	740 121	25 464	11 750
IMPORTS	125 762 203	1 288 038	597 163	AUSTRIA	4 557 173	136 032	62 482
FRANCE	4 131 245	99 427	45 639	YUGOSLAVIA	10 021	514	230
BELGIUM LUX	2 920 497	49 733	22 648	TURKEY	110 083	1 068	533
NETHERLANDS	1 162 587	11 691	5 394	HUNGARY	979 517	26 919	12 291
ITALY	3 228	219	90	ROMANIA	733 963	26 555	11 635
UNIT KINGDOM	2 212 827	27 215	12 353	MOROCCO	130 535	5 085	2 274
NORWAY	842 637	12 545	5 978	TUNISIA	589 849	17 875	7 887
SWITZERLAND	6 993	144	62	KENYA	7 485	309	143
AUSTRIA	63 628	909	427	CANADA	225 426	4 679	2 048
SOVIET UNION	5 466 790	55 968	25 879	BRAZIL	320 267	10 317	4 926
POLAND	26 377 317	334 478	154 892	JORDAN	1 970	90	41
CZECHOSLOVA	27 602 428	177 895	81 892	333 CRUDE PETROLEUM			
REP S AFRICA	40 546 894	357 864	166 922	IMPORTS	665 690 343	16 950 633	7 702 085
SWAZILAND	178 010	1 593	704	FRANCE	3 203	120	55
USA	3 882 688	50 327	23 503	NETHERLANDS	1 040 020	24 573	11 545
CANADA	908 983	12 097	5 660	ITALY	1 980 138	51 029	23 166
COLOMBIA	1 051 358	10 514	4 664	UNIT KINGDOM	185 509 921	4 855 640	2 205 673
BRAZIL	23 476	352	155	NORWAY	46 573 913	1 303 550	588 897
CHINA	39 844	344	173	SOVIET UNION	37 863 901	883 346	405 375
AUSTRALIA	8 329 465	84 646	40 092	ALGERIA	48 402 216	1 331 833	609 146
EXPORTS	83 909 569	1 810 159	835 196	TUNISIA	1 771 786	41 668	19 327
FRANCE	24 959 098	693 921	319 912	LIBYA	67 164 893	1 909 402	860 519
BELGIUM LUX	18 905 844	505 625	232 821	EGYPT	5 438 331	130 903	59 906
NETHERLANDS	14 537 978	176 489	81 461	NIGERIA	97 141 096	2 664 594	1 200 248
ITALY	18 653 843	245 523	114 224	CAMEROON	2 281 749	44 876	21 948
UNIT KINGDOM	2 234 226	75 473	34 609	GABON	431 320	9 824	4 925
IRELAND	19 997	724	329	ZAIRE	443 181	6 580	4 285
DENMARK	125 173	2 994	1 371	ANGOLA	784 900	22 587	10 027
GREECE	17 969	431	200	VENEZUELA	57 557 479	1 296 075	586 707
PORTUGAL	36 487	873	399	SYRIA	9 918 235	178 472	82 466
SPAIN	393 215	7 659	3 569	IRAQ	7 328 502	130 174	62 433
CANARY IS	10 185	329	153	IRAN	20 370 755	507 720	228 618
NORWAY	544 693	16 860	7 748	SAUDI ARABIA	72 537 974	1 532 649	705 763
SWEDEN	2 765	130	63	KUWAIT	69 930	3 277	1 646
FINLAND	137 909	695	337	ARAB EMIRAT	812 520	15 468	7 267
SWITZERLAND	1 462 500	37 850	17 288	INDONESIA	264 380	4 269	2 143
AUSTRIA	1 299 608	26 971	12 452				
YUGOSLAVIA	1 741	149	69	334 PETROLEUM PRODUCTS, REFIN			
CZECHOSLOVA	5 000	230	110	IMPORTS	466 642 414	15 953 101	7 219 915
HUNGARY	18 790	885	406	FRANCE	16 211 628	697 188	316 693
MOROCCO	58 439	1 507	710	BELGIUM LUX	34 852 662	1 116 063	511 402
ALGERIA	5 164	322	147	NETHERLANDS	206 265 695	7 246 498	3 272 570
EGYPT	11 175	798	375	ITALY	8 489 024	304 467	138 294
CUBA	2 821	86	41	UNIT KINGDOM	33 623 291	1 209 939	547 790
BRAZIL	150 000	4 944	2 337	IRELAND	319 005	9 157	4 082
ARGENTINA	5 809	237	108	DENMARK	2 657 515	78 254	35 400
CYPRUS	22 008	613	279	GREECE	715 636	19 965	9 270
LEBANON	8 938	198	92	PORTUGAL	628 001	20 533	9 325
SYRIA	4 402	171	81	SPAIN	6 858 506	175 971	80 228
IRAQ	2 798	63	31	NORWAY	3 858 841	141 720	63 983
ISRAEL	19 730	398	184	SWEDEN	15 641 800	486 227	218 788
JORDAN	3 900	167	78	FINLAND	2 081 788	91 035	39 320
SAUDI ARABIA	137 349	3 357	1 572	SWITZERLAND	1 660 590	53 483	24 473
KUWAIT	9 220	381	177	AUSTRIA	2 071 993	80 877	37 512
BAHRAIN	16 990	355	169	GIBALTAR	9 995	406	199
ARAB EMIRAT	3 146	70	34	YUGOSLAVIA	1 579 904	63 221	28 329
OMAN	9 962	250	122	SOVIET UNION	66 813 203	2 062 513	931 103
INDIA	5 000	289	142	POLAND	680 321	21 500	10 043
JAPAN	3 867	218	105	CZECHOSLOVA	6 004 459	147 482	68 669
AUSTRALIA	55 646	1 653	767	HUNGARY	3 585 055	122 548	56 220
323 BRIQUETS, COKE, SEMI-COKE				ROMANIA	8 104 528	253 192	116 088
IMPORTS	9 661 483	219 184	101 384	BULGARIA	1 072 826	31 748	14 608
FRANCE	1 079 134	30 128	13 773	MOROCCO	98 076	4 960	2 125
BELGIUM LUX	2 426 922	63 680	29 761	ALGERIA	15 662 372	537 934	240 154
NETHERLANDS	1 373 579	30 752	14 343	TUNISIA	910 030	17 585	8 704
UNIT KINGDOM	1 254 188	30 170	13 827	LIBYA	6 744 560	221 942	101 385
				EGYPT	817 943	24 663	10 956



## 6 IMPORTS AND EXPORTS (SPECIAL TRADE) BY GROUPS OF THE SITC-REV. II AND BY COUNTRIES OF PRODUCTION AND CONSUMPTION 1986

GROUP COUNTRY	DT * 100 KG	1 000 DM	1 000 \$	GROUP COUNTRY	DT * 100 KG	1 000 DM	1 000 \$
LIBERIA	19 200	497	234	SYRIA	4 420	1 198	536
REP S AFRICA	1 434	393	187	IRAQ	11 506	3 420	1 545
USA	923 541	96 979	44 649	IRAN	18 287	6 635	2 937
CANADA	15 089	1 369	637	ISRAEL	29 922	4 565	2 105
BERMUDA	30 905	841	376	JORDAN	12 406	2 474	1 153
CUBA	300 236	16 199	7 716	SAUDI ARABIA	11 912	4 377	2 029
BAHAMAS	73 970	3 313	1 432	KUWAIT	6 321	1 669	780
VENEZUELA	2 143 464	76 017	33 798	BAHRAIN	1 541	306	142
BRAZIL	215 764	8 237	3 728	ARAB EMIRAT	3 727	997	460
SYRIA	97 649	1 494	668	OMAN	1 107	384	175
IRAQ	492 274	17 780	8 054	NORTH YEMEN	3 984	869	422
ISRAEL	290 671	9 877	4 437	SOUTH YEMEN	435	81	35
SAUDI ARABIA	2 122 680	72 108	32 027	AFGHANISTAN	1 067	362	164
KUWAIT	9 664 647	330 095	148 330	PAKISTAN	23 005	7 263	3 279
ARAB EMIRAT	957 863	43 888	20 311	INDIA	19 014	7 614	3 572
INDIA	2 765	68	30	BANGLADESH	4 991	1 354	636
SINGAPORE	1 244 236	29 463	12 982	SRI LANKA	1 301	379	180
JAPAN	4 493	2 537	1 207	BURMA	1 515	492	225
HONG KONG	108	128	61	THAILAND	13 702	3 655	1 717
AUSTRALIA	21 658	590	261	INDONESIA	12 251	5 523	2 538
SHIPS SUPPL	491	153	75	MALAYSIA	3 724	1 070	491
				SINGAPORE	34 376	5 225	2 469
EXPORTS	58 601 623	2 966 966	1 356 412	PHILIPPINES	24 386	3 565	1 693
FRANCE	4 736 789	209 166	96 223	MONGOLIA	586	144	62
BELGIUM LUX	4 282 479	177 900	81 666	CHINA	18 098	6 920	3 196
NETHERLANDS	2 794 637	151 252	70 146	NORTH KOREA	154	96	47
ITALY	356 072	79 198	36 498	SOUTH KOREA	51 045	15 354	7 115
UNTD KINGDOM	1 471 441	100 268	46 485	JAPAN	74 757	18 267	8 451
IRELAND	8 116	1 664	769	TAIWAN	68 366	27 247	12 661
DENMARK	1 156 392	83 445	37 337	HONG KONG	16 868	5 224	2 428
GREECE	90 037	15 497	7 127	AUSTRALIA	35 240	8 062	3 755
PORTUGAL	35 261	11 010	5 061	NEW ZEALAND	8 371	2 695	1 247
SPAIN	97 409	19 254	8 890	SHIPS SUPPL	23 223 059	891 177	404 480
CANARY IS	2 158	452	216				
ICELAND	10 637	1 839	857	335 RESIDUAL PETRLM PROD NES			
FAROE IS	5 963	95	42	IMPORTS	39 400 214	1 321 003	607 580
NORWAY	342 885	22 540	10 382	FRANCE	2 424 770	100 090	45 815
SWEDEN	551 532	55 550	25 740	BELGIUM LUX	1 951 610	86 561	40 226
FINLAND	79 828	15 998	7 361	NETHERLANDS	12 603 119	548 382	252 759
SWITZERLAND	10 801 327	478 162	217 721	ITALY	46 934	3 340	1 543
AUSTRIA	6 769 952	273 987	124 899	UNTD KINGDOM	1 664 979	74 544	33 758
MALTA	957	278	133	IRELAND	649	226	102
YUGOSLAVIA	98 673	28 595	13 341	DENMARK	223 295	10 706	4 962
TURKEY	48 349	11 948	5 569	PORTUGAL	458 930	16 460	7 811
SOVIET UNION	194 557	32 118	14 592	SPAIN	361 639	13 235	6 306
POLAND	50 247	15 113	7 000	CANARY IS	675	104	46
CZECHOSLOVA	54 040	10 822	5 011	SWEDEN	194 098	7 357	3 406
HUNGARY	14 633	5 394	2 479	FINLAND	155 453	4 663	2 144
ROMANIA	16 172	5 804	2 686	SWITZERLAND	6 400	998	462
BULGARIA	16 294	7 026	3 246	AUSTRIA	424 799	21 066	9 597
ALBANIA	1 297	339	154	YUGOSLAVIA	59 979	3 567	1 602
MOROCCO	7 297	2 036	952	TURKEY	40 738	2 438	1 131
ALGERIA	6 621	1 398	618	SOVIET UNION	1 382 597	40 754	18 532
TUNISIA	4 808	1 263	576	POLAND	610 704	23 746	10 749
LIBYA	9 946	2 519	1 180	CZECHOSLOVA	369 946	18 863	8 777
EGYPT	19 880	5 502	2 491	HUNGARY	825 210	35 623	16 403
SUDAN	1 726	337	169	BULGARIA	80 410	7 585	3 460
SENEGAL	285	98	45	EGYPT	235 504	9 307	4 274
GUINEA	887	226	110	REP S AFRICA	100 484	24 499	11 239
SIERRA LEONE	1 495	288	133	USA	14 033 314	225 881	103 382
LIBERIA	2 346	734	339	CANADA	102 584	3 959	1 904
IVORY COAST	2 390	556	249	NETH ANTILL	56 405	1 068	513
GHANA	5 784	1 119	516	BRAZIL	69 549	1 978	947
TOGO	603	106	48	ARGENTINA	344 118	7 960	3 560
NIGERIA	18 084	4 167	1 883	IRAQ	8 706	1 235	591
CENT AFR REP	163	72	34	ISRAEL	29 597	1 397	667
EQUAT GUINEA	420	83	41	KUWAIT	3 084	142	69
ZAIRE	1 013	327	155	INDONESIA	304 683	7 208	3 322
RWANDA	127	73	33	CHINA	7 390	848	401
ANGOLA	1 914	411	192	SOUTH KOREA	29 193	864	417
ETHIOPIA	3 928	720	332	JAPAN	184 653	14 180	6 621
SOMALIA	763	151	70				
KENYA	10 287	2 246	1 067	EXPORTS	15 683 027	834 406	384 997
TANZANIA	4 721	854	396	FRANCE	2 858 594	113 873	52 350
MOZAMBIQUE	2 422	545	252	BELGIUM LUX	1 111 802	64 003	29 575
MADAGASCAR	26	67	30	NETHERLANDS	2 161 393	103 720	47 935
ZAMBIA	600	185	85	ITALY	657 911	42 048	19 250
ZIMBABWE	7 369	2 684	1 256	UNTD KINGDOM	238 914	18 829	8 725
REP S AFRICA	43 752	11 606	5 328	IRELAND	3 693	586	265
USA	439 840	35 317	15 861	DENMARK	1 325 473	55 254	25 428
CANADA	27 761	4 809	2 212	GREECE	33 804	3 783	1 711
MEXICO	1 561	975	450	PORTUGAL	21 917	1 917	894
GUATEMALA	1 193	306	143	SPAIN	162 193	8 067	3 685
HONDURAS	441	158	72	CANARY IS	1 552	211	100
EL SALVADOR	1 297	207	98	ICELAND	3 526	315	147
NICARAGUA	3 258	567	258	NORWAY	241 491	20 793	9 568
COSTA RICA	1 342	417	193	SWEDEN	183 647	18 204	8 404
PANAMA	775	416	190	FINLAND	75 753	9 752	4 532
CUBA	44 478	3 996	1 864	SWITZERLAND	1 836 553	74 535	34 772
DOMINIC REP	1 603	383	185	AUSTRIA	2 010 852	67 576	31 465
TRINIDAD TOB	689	148	72	MALTA	1 213	173	78
COLOMBIA	4 539	2 682	1 224	YUGOSLAVIA	153 789	8 785	4 120
VENEZUELA	3 346	1 606	738	TURKEY	14 850	2 367	1 089
ECUADOR	1 368	515	234	SOVIET UNION	147 307	9 933	4 595
PERU	3 703	1 612	758	POLAND	61 709	3 290	1 587
BRAZIL	23 756	5 183	2 450	CZECHOSLOVA	130 495	9 786	4 409
CHILE	6 490	2 191	1 018	HUNGARY	20 160	1 860	855
BOLIVIA	508	166	77	BULGARIA	11 826	1 592	744
PARAGUAY	1 738	324	148	MOROCCO	30 088	3 134	1 451
URUGUAY	15 888	4 193	1 967	ALGERIA	90 244	14 981	6 520
ARGENTINA	12 800	4 239	1 982	TUNISIA	4 685	552	260
CYPRUS	4 626	931	421				
LEBANON	7 384	1 347	621				



6 IMPORTS AND EXPORTS (SPECIAL TRADE) BY GROUPS OF THE SITC-REV. II AND BY COUNTRIES OF PRODUCTION AND CONSUMPTION 1986

GROUP COUNTRY	DT * 100 KG	1 000 DM	1 000 \$	GROUP COUNTRY	DT * 100 KG	1 000 DM	1 000 \$
LIBYA	4 279	696	317	411 ANIMAL OILS AND FATS			
EGYPT	58 802	4 369	2 050				
SUDAN	7 426	957	453	IMPORTS	3 875 834	269 943	123 231
MAURITANIA	2 186	405	188				
SENEGAL	2 047	284	134	FRANCE	131 074	11 159	5 050
SIERRA LEONE	3 678	485	226	BELGIUM LUX	118 482	10 270	4 610
LIBERIA	3 198	543	247	NETHERLANDS	199 306	12 852	5 887
IVORY COAST	7 966	1 172	530	ITALY	159 359	26 873	12 312
GHANA	274 611	17 386	7 950	UNITD KINGDOM	17 138	5 335	2 458
TGO	1 045	189	88	IRELAND	3 604	508	245
NIGERIA	21 248	4 486	1 927	DENMARK	447 395	27 656	12 514
CAMEROON	1 429	212	96	SPAIN	724	72	34
GABON	6 365	595	272	ICELAND	129 438	8 656	3 898
ZAIRE	1 903	330	149	FAROE IS	13 439	513	253
RWANDA	3 968	688	323	NORWAY	104 523	6 426	3 140
ANGOLA	1 216	522	230	SWEDEN	57 949	3 570	1 633
ETHIOPIA	8 221	1 340	632	SWITZERLAND	106 931	6 212	2 834
KENYA	19 538	3 372	1 532	AUSTRIA	241 599	13 089	5 951
TANZANIA	1 821	272	130	YUGOSLAVIA	20 304	762	362
MOZAMBIQUE	1 532	168	83	TURKEY	45 139	3 387	1 494
MADAGASCAR	3 370	367	181	SOVIET UNION	2 055	206	100
ZAMBIA	6 715	1 485	677	POLAND	1 339	86	38
ZIMBABWE	8 578	1 021	478	CZECHOSLOVA	11 144	596	262
MALAWI	3 990	855	394	HUNGARY	65 156	3 462	1 655
REP S AFRICA	335 038	25 933	11 955	ROMANIA	2 587	248	105
SWAZILAND	1 500	155	72	MOROCCO	27 542	1 890	835
LESOTHO	1 906	171	85	REP S AFRICA	441	126	56
USA	221 335	19 076	8 745	USA	313 670	25 916	11 643
MEXICO	2 805	846	386	CANADA	144 239	10 963	4 932
GUATEMALA	48 114	4 747	2 218	PANAMA	23 263	1 233	592
HONDURAS	2 273	408	178	ECUADOR	43 218	3 308	1 462
EL SALVADOR	10 701	1 160	530	PERU	353 640	18 405	8 510
COSTA RICA	10 414	1 076	513	CHILE	253 375	13 327	6 221
PANAMA	2 100	213	94	ISRAEL	493	93	43
HAITI	1 651	282	130	JAPAN	592 474	35 135	15 862
DOMINIC REP	12 845	1 237	586	TAIWAN	3 077	892	395
JAMAICA	1 291	211	97	AUSTRALIA	96 985	7 402	3 424
COLOMBIA	804	218	102	NEW ZEALAND	138 088	8 748	4 166
VENEZUELA	3 303	753	351	N ZEAL OCEAN	6 167	442	198
ECUADOR	21 229	2 096	961	EXPORTS	2 289 480	163 759	74 926
PERU	7 019	1 208	573				
BRAZIL	274 029	16 144	7 502	FRANCE	259 612	18 554	8 486
CHILE	12 138	1 453	671	BELGIUM LUX	99 413	6 090	2 856
URUGUAY	1 026	175	81	NETHERLANDS	1 572 029	93 662	42 899
ARGENTINA	43 504	3 643	1 669	ITALY	16 472	1 911	869
LEBANON	6 525	736	336	UNITD KINGDOM	38 968	4 848	2 178
SYRIA	9 570	1 012	462	IRELAND	7 373	984	445
IRAQ	613	123	56	DENMARK	94 293	6 957	3 127
IRAN	42 838	3 405	1 547	GREECE	3 867	672	308
ISRAEL	4 950	1 000	460	PORTUGAL	3 017	488	224
JORDAN	1 133	272	121	SPAIN	6 999	1 203	561
SAUDI ARABIA	27 800	2 704	1 224	NORWAY	2 277	197	89
KUWAIT	392	96	44	SWEDEN	507	116	55
BAHRAIN	232 074	12 747	5 932	FINLAND	3 668	324	158
ARAB EMIRAT	2 223	313	147	SWITZERLAND	9 570	1 247	579
AFGHANISTAN	509	104	50	AUSTRIA	4 736	926	429
PAKISTAN	5 215	820	387	YUGOSLAVIA	3 343	668	291
INDIA	57 206	7 140	3 266	POLAND	545	122	53
BANGLADESH	3 997	517	235	CZECHOSLOVA	7 960	804	358
SRI LANKA	6 134	671	298	HUNGARY	974	205	91
NEPAL	710	112	54	ROMANIA	2 549	190	86
THAILAND	2 675	517	237	BULGARIA	211	67	31
INDONESIA	13 528	2 292	1 073	LIBYA	5 044	440	219
MALAYSIA	2 486	386	177	SENEGAL	20 638	2 875	1 204
SINGAPORE	4 777	469	217	NIGERIA	6 504	760	372
PHILIPPINES	451	100	46	RWANDA	1 047	113	54
CHINA	9 435	1 981	956	BURUNDI	17 042	1 840	866
NORTH KOREA	450	60	30	KENYA	10 946	1 254	584
SOUTH KOREA	2 266	472	211	UGANDA	710	74	37
JAPAN	891	367	177	TANZANIA	13 639	987	493
TAIWAN	13 209	1 966	936	REP S AFRICA	5 734	826	372
HONG KONG	811	171	80	USA	781	887	415
AUSTRALIA	156 508	9 152	4 312	MEXICO	1 200	3 900	1 799
NEW ZEALAND	883	222	103	COLOMBIA	320	108	51
				BRAZIL	30	71	33
				CHILE	1 630	433	193
341 GAS NATURAL AND MANUFCTD				ARGENTINA	316	116	57
IMPORTS	310 061 155	11 192 534	5 073 493	IRAN	63 941	8 161	3 705
EXPORTS	13 442 845	618 905	280 504	SOUTH KOREA	53	73	32
				423 FIXED VEG OILS,SOFT			
351 ELECTRIC ENERGY, MWH				IMPORTS	3 207 110	363 424	166 655
IMPORTS	15 990 548	1 322 252	612 748				
FRANCE	225 587	22 618	10 711	FRANCE	96 753	13 316	6 030
BELGIUM LUX	7 632	34 652	16 066	BELGIUM LUX	253 516	35 524	16 193
NETHERLANDS	535 100	53 788	23 900	NETHERLANDS	1 773 776	181 779	82 922
ITALY	1	8 516	4 131	ITALY	67 177	28 775	13 406
SWITZERLAND	8 843 141	552 685	257 253	UNITD KINGDOM	6 993	684	329
AUSTRIA	4 748 450	546 035	252 987	DENMARK	120 402	8 559	3 986
EXPORTS	12 422 858	896 339	405 667	GREECE	1 954	996	454
FRANCE	210 439	21 717	9 322	PORTUGAL	935	381	181
BELGIUM LUX	2 356 525	219 507	101 208	SPAIN	5 520	2 340	1 100
NETHERLANDS	600 307	41 255	17 843	SWEDEN	113 113	8 740	3 962
ITALY	4 157 980	268 576	122 758	FINLAND	43 144	4 295	1 881
SWITZERLAND	3 112 437	209 985	93 300	SWITZERLAND	86 246	11 858	5 476
AUSTRIA	1 851 342	127 456	57 761	AUSTRIA	612	105	52
				TURKEY	487	217	98
				SOVIET UNION	9 932	945	424
				POLAND	65 946	6 044	2 800
				HUNGARY	26 828	1 636	809
				MOROCCO	207	111	51
				SENEGAL	4 567	859	389



## 6 IMPORTS AND EXPORTS (SPECIAL TRADE) BY GROUPS OF THE SITC-REV. 11 AND BY COUNTRIES OF PRODUCTION AND CONSUMPTION 1986

GROUP COUNTRY	DT = 100 KG	1 000 DM	1 000 \$	GROUP COUNTRY	DT = 100 KG	1 000 DM	1 000 \$
GAMBIA	6 107	860	417	SOVIET UNION	2 503	215	100
REP S AFRICA	4 451	859	379	POLAND	886	70	31
USA	102 406	11 190	5 131	LIBERIA	55 289	3 665	1 684
CANADA	5 270	428	209	IVORY COAST	387 486	23 727	10 982
BRAZIL	61 390	10 510	4 657	BENIN	10 000	643	323
ARGENTINA	291 747	25 276	12 044	NIGERIA	6 217	607	267
PHILIPPINES	18 864	1 880	846	CAMEROON	174 179	9 134	4 295
CHINA	38 690	5 230	2 418	ZAIRE	47 823	3 642	1 642
EXPORTS	7 503 669	703 327	322 544	USA	98 664	16 613	7 511
FRANCE	680 881	81 796	37 328	CANADA	9 029	920	436
BELGIUM LUX	239 875	22 056	10 108	BELIZE	7 664	350	176
NETHERLANDS	2 884 042	234 362	106 891	HONDURAS	87 111	7 218	3 310
ITALY	626 754	67 926	30 234	BRAZIL	110 343	14 300	6 553
UNT D KINGDOM	440 388	38 042	17 532	PARAGUAY	3 184	462	213
IRELAND	46 362	4 728	2 152	ARGENTINA	39 747	4 559	2 102
DENMARK	420 918	47 141	21 842	INDIA	2 115	1 782	828
GREECE	19 341	2 307	1 038	SRI LANKA	43 780	3 774	1 749
SPAIN	2 873	437	205	INDONESIA	1 253 205	97 330	44 005
CANARY IS	93 517	7 556	3 514	MALAYSIA	717 806	53 760	24 525
ICELAND	1 703	247	112	SINGAPORE	21 941	2 438	1 127
NORWAY	2 386	375	176	PHILIPPINES	2 025 184	160 401	75 011
SWEDEN	107 494	9 681	4 458	CHINA	6 061	1 028	500
FINLAND	1 583	499	223	JAPAN	377	526	239
SWITZERLAND	125 934	12 202	5 581	HONG KONG	123	76	36
AUSTRIA	291 242	32 122	14 582	AUSTRALIA	9 300	1 809	847
YUGOSLAVIA	5 001	545	243	PAPUA NEW G	187 062	14 401	6 553
TURKEY	41 004	4 521	1 938	SOLOMON IS	20 226	1 321	622
SOVIET UNION	50 003	6 576	3 008	FIJI	44 014	3 794	1 704
POLAND	100 254	8 363	3 929	EXPORTS	1 719 464	219 261	100 931
CZECHOSLOVA	8 929	829	407	FRANCE	197 617	28 450	13 039
ROMANIA	269	73	38	BELGIUM LUX	46 758	6 796	3 128
MOROCCO	95 900	9 109	4 048	NETHERLANDS	619 788	65 888	30 529
ALGERIA	120 402	7 115	3 379	ITALY	246 769	33 958	15 561
EGYPT	10 233	985	491	UNT D KINGDOM	48 848	6 599	3 055
SUDAN	16 109	2 838	1 392	IRELAND	6 466	850	380
MALI	5 400	619	311	DENMARK	103 479	11 480	5 328
CHAD	3 300	371	185	GREECE	3 660	597	276
CAPE VERDE	2 112	269	126	PORTUGAL	2 825	575	263
SENEGAL	269 880	22 802	10 537	SPAIN	9 110	1 402	629
GUINEA	869	101	50	CANARY IS	702	214	97
SIERRA LEONE	776	105	45	NORWAY	2 442	455	205
LIBERIA	4 741	706	305	SWEDEN	22 123	3 042	1 366
GHANA	16 278	2 060	931	FINLAND	1 289	730	330
TOGO	1 696	310	134	SWITZERLAND	23 554	6 071	2 775
NIGERIA	3 335	457	216	AUSTRIA	53 475	8 908	4 098
CAMEROON	12 415	2 177	960	MALTA	698	128	56
CENT AFR REP	556	67	31	YUGOSLAVIA	5 670	1 009	456
GABON	56 564	5 445	4 255	TURKEY	5 341	998	447
CONGO	818	103	52	SOVIET UNION	10 007	1 113	535
ZAIRE	609	90	43	POLAND	103 599	9 290	4 362
RWANDA	1 380	204	93	CZECHOSLOVA	18 748	2 347	1 042
ANGOLA	8 510	1 560	681	HUNGARY	4 914	695	316
ETHIOPIA	2 750	388	174	ROMANIA	34 145	5 050	2 257
SOMALIA	28 698	5 149	2 454	BULGARIA	8 447	847	402
KENYA	3 535	616	288	MOROCCO	4 199	478	220
TANZANIA	634	100	45	ALGERIA	43 614	4 840	2 156
MOZAMBIQUE	840	110	52	TUNISIA	7 679	979	430
MADAGASCAR	760	102	51	LIBYA	4 010	608	289
REUNION	3 851	591	273	EGYPT	22 836	3 830	1 826
BOTSWANA	5 680	936	422	SUDAN	270	83	36
USA	4 210	317	159	NIGERIA	513	65	33
HAITI	27 556	2 122	1 046	GABON	811	175	80
PERU	3 815	415	207	BURUNDI	2 954	422	184
URUGUAY	2 840	305	153	MAURITIUS	1 112	216	99
LEBANON	678	102	49	REP S AFRICA	141	65	32
SYRIA	11 767	1 247	603	USA	1 689	803	357
IRAN	461	136	63	MEXICO	125	79	35
ISRAEL	280	65	31	DOMINIC REP	151	72	35
JORDAN	3 211	485	224	VENEZUELA	1 516	263	118
KUWAIT	5 724	647	305	ARGENTINA	706	266	134
ARAB EMIRAT	7 000	501	247	SYRIA	1 018	132	59
NORTH YEMEN	2 496	281	141	IRAQ	116	65	30
PAKISTAN	70 194	3 786	1 855	IRAN	3 443	519	237
INDIA	80 340	4 237	2 069	ISRAEL	3 027	1 031	486
THAILAND	5 088	512	219	SAUDI ARABIA	492	91	41
INDONESIA	561	86	40	KUWAIT	2 152	526	238
MALAYSIA	40 063	2 214	1 112	BAHRAIN	256	106	48
SINGAPORE	1 433	213	97	ARAB EMIRAT	4 635	639	317
CHINA	17 000	910	457	OMAN	757	285	128
NORTH KOREA	53 000	3 504	1 748	SOUTH YEMEN	5 008	624	275
TAIWAN	56 000	4 419	2 104	BURMA	609	92	44
HONG KONG	309 710	21 636	10 513	THAILAND	1 369	245	109
AUSTRALIA	5 900	580	254	INDONESIA	9 235	1 229	581
NEW ZEALAND	12 514	1 193	558	MALAYSIA	2 991	459	207
NEW CALEDON	695	141	66	SINGAPORE	4 127	669	293
FIJI	8 567	968	452	PHILIPPINES	2 791	463	198
VANUATU	417	101	45	JAPAN	19	167	73
				AUSTRALIA	377	87	40
				NEW ZEALAND	176	92	42
424 FIXED VEG OIL NONSOFT				PROCESD ANML VEG OIL,ETC			
IMPORTS	6 035 916	528 078	243 235	431 IMPORTS	3 574 204	357 514	163 064
FRANCE	30 238	6 634	3 009	FRANCE	136 686	10 283	4 708
BELGIUM LUX	42 382	6 034	2 799	BELGIUM LUX	316 523	31 576	14 428
NETHERLANDS	560 634	76 433	35 280	NETHERLANDS	790 661	80 082	36 607
ITALY	9 527	2 996	1 356	ITALY	282 917	43 893	20 136
UNT D KINGDOM	2 763	1 416	653	UNT D KINGDOM	161 673	15 924	7 348
DENMARK	13 706	3 637	1 686	DENMARK	139 413	26 323	12 123
PORTUGAL	3 085	540	240	PORTUGAL	4 431	254	123
SWITZERLAND	543	1 041	486	SPAIN	22 263	2 068	927
AUSTRIA	766	537	245				
TURKEY	144	68	30				



6 IMPORTS AND EXPORTS (SPECIAL TRADE) BY GROUPS OF THE SITC-REV. II AND BY COUNTRIES OF PRODUCTION AND CONSUMPTION 1986

GROUP COUNTRY	DT * 100 KG	1 000 DM	1 000 \$	GROUP COUNTRY	DT * 100 KG	1 000 DM	1 000 \$
NORWAY	33 628	3 962	1 810	PERU	1 253	301	140
SWEDEN	116 907	9 893	4 603	BRAZIL	2 928	837	376
FINLAND	34 866	3 326	1 505	CHILE	2 470	505	229
SWITZERLAND	5 000	423	192	URUGUAY	386	139	64
AUSTRIA	27 894	1 359	622	ARGENTINA	785	280	126
YUGOSLAVIA	78 434	4 649	2 152	CYPRUS	3 213	780	353
SOVIET UNION	2 551	686	310	LEBANON	13 832	1 748	795
POLAND	78 199	3 617	1 646	SYRIA	2 817	600	278
CZECHOSLOVA	69 112	3 641	1 671	IRAQ	266	71	30
HUNGARY	201	130	57	IRAN	24 919	4 362	1 961
ROMANIA	18 016	1 110	490	ISRAEL	26 425	3 149	1 448
BULGARIA	6 520	397	184	JORDAN	4 727	671	311
SENEGAL	358	203	101	SAUDI ARABIA	28 226	4 805	2 147
CAMEROON	186	114	57	ARAB EMIRAT	1 598	411	191
CENT AFR REP	248	160	79	NORTH YEMEN	1 591	259	123
ETHIOPIA	150	108	51	PAKISTAN	2 665	612	279
TANZANIA	972	638	299	INDIA	1 472	350	164
REP S AFRICA	100	83	34	BANGLADESH	493	106	47
USA	48 945	6 869	3 131	BURMA	948	171	77
CANADA	338	218	100	THAILAND	7 514	1 544	716
MEXICO	2 070	1 151	536	VIETNAM	2 534	322	158
HAITI	158	110	50	INDONESIA	8 447	1 688	781
SURINAME	5 003	590	253	MALAYSIA	1 696	340	161
ECUADOR	11 466	538	232	SINGAPORE	4 500	775	350
BRAZIL	13 105	4 733	2 177	PHILIPPINES	711	173	79
CHILE	380	279	125	CHINA	227	75	34
PARAGUAY	6 356	461	211	SOUTH KOREA	8 824	2 072	954
URUGUAY	623	108	51	JAPAN	6 382	1 238	596
ARGENTINA	69 658	3 836	1 783	TAIWAN	17 339	2 955	1 381
ISRAEL	42	96	46	HONG KONG	8 026	1 702	790
INDIA	1 360	419	192	AUSTRALIA	20 158	2 651	1 198
THAILAND	32 068	2 310	1 043	NEW ZEALAND	1 496	266	122
INDONESIA	141 075	9 470	4 288				
MALAYSIA	812 884	70 714	31 747	511 HYDROCARBONS NES. DERIVS			
SINGAPORE	1 093	123	57				
PHILIPPINES	95 157	8 841	3 967	IMPORTS	27 070 549	2 353 585	1 078 129
CHINA	450	238	115	FRANCE	2 477 275	266 560	121 900
JAPAN	464	230	108	BELGIUM LUX	3 032 709	293 846	134 429
TAIWAN	2 318	475	213	NETHERLANDS	12 332 706	999 000	458 495
AUSTRALIA	1 072	722	339	ITALY	410 562	47 158	21 642
EXPORTS	4 651 453	603 267	276 404	UNITD KINGDOM	2 624 431	213 362	97 553
FRANCE	425 087	64 453	29 517	IRELAND	20	86	43
BELGIUM LUX	257 999	38 088	17 537	DENMARK	666	190	89
NETHERLANDS	1 214 356	125 212	57 561	PORTUGAL	257 971	21 758	10 122
ITALY	189 996	34 910	15 903	SPAIN	981 286	72 983	32 969
UNITD KINGDOM	159 234	24 954	11 393	NORWAY	93 148	8 539	4 023
IRELAND	10 817	1 416	649	SWEDEN	97 895	6 104	2 867
DENMARK	1 176 801	102 857	47 165	FINLAND	567 792	56 697	25 219
GREECE	105 562	15 891	7 373	SWITZERLAND	29 344	6 785	3 106
PORTUGAL	11 671	2 483	1 130	AUSTRIA	225 914	13 397	6 257
SPAIN	28 523	4 952	2 273	YUGOSLAVIA	112 093	5 339	2 493
ICELAND	2 929	525	240	SOVIET UNION	354 666	28 925	13 307
NORWAY	35 668	3 433	1 553	POLAND	326 381	24 264	10 977
SWEDEN	38 948	6 086	2 777	CZECHOSLOVA	656 117	49 965	22 642
FINLAND	4 65E	1 342	599	HUNGARY	585 550	31 666	14 370
SWITZERLAND	57 647	11 637	5 342	ROMANIA	2 356	448	212
AUSTRIA	153 976	23 686	10 912	BULGARIA	18 205	1 373	614
MALTA	557	194	87	ALBANIA	10 517	760	335
YUGOSLAVIA	25 596	4 738	2 205	ALGERIA	59 308	3 743	1 603
TURKEY	5 127	2 082	935	REP S AFRICA	1 389	198	100
SOVIET UNION	78 291	35 198	16 116	USA	997 341	114 810	53 384
POLAND	199 816	19 944	8 939	CANADA	110 176	9 464	4 194
CZECHOSLOVA	9 326	2 364	1 081	MEXICO	68 622	6 340	2 940
HUNGARY	18 549	4 019	1 848	VENEZUELA	33 960	4 754	1 946
ROMANIA	6 028	1 039	446	BRAZIL	411 768	26 099	12 314
BULGARIA	17 582	2 398	1 148	ARGENTINA	47 945	5 506	2 453
MOROCCO	10 599	1 710	798	ISRAEL	12 691	2 280	1 031
ALGERIA	31 599	4 842	2 118	SAUDI ARABIA	15 594	1 744	845
TUNISIA	11 359	1 491	681	INDIA	247	224	112
LIBYA	1 004	292	143	CHINA	1 642	2 157	1 012
EGYPT	15 298	3 743	1 773	JAPAN	104 531	26 938	12 274
SUDAN	299	90	40	EXPORTS	19 805 642	2 013 608	922 373
MALI	11 095	895	424	FRANCE	1 832 009	216 483	99 177
BURKINA FASO	17 263	2 164	955	BELGIUM LUX	3 956 482	396 325	181 351
SENEGAL	555	112	50	NETHERLANDS	6 143 190	433 784	199 124
GAMBIA	12 263	815	380	ITALY	1 445 137	170 503	77 420
SIERRA LEONE	2 448	250	116	UNITD KINGDOM	1 188 269	128 662	59 236
IVORY COAST	2 114	458	209	IRELAND	21 188	3 558	1 629
NIGERIA	1 910	330	149	DENMARK	65 289	12 507	5 771
CAMEROON	588	147	67	GREECE	46 777	5 571	2 530
CENT AFR REP	1 260	107	51	PORTUGAL	239 103	21 085	9 505
ZAIRE	2 019	444	206	SPAIN	277 828	39 512	18 042
RWANDA	3 997	594	268	ICELAND	447	128	59
ETHIOPIA	5 938	956	402	NORWAY	16 748	4 334	1 980
KENYA	1 494	222	105	SWEDEN	305 628	35 210	16 234
TANZANIA	21 969	3 023	1 382	FINLAND	208 721	21 156	9 698
MAURITIUS	4 613	819	375	SWITZERLAND	590 679	81 649	37 238
REP S AFRICA	4 805	1 219	556	AUSTRIA	1 120 978	107 215	48 912
USA	16 891	2 247	1 010	MALTA	492	167	76
CANADA	1 555	336	155	YUGOSLAVIA	56 979	11 172	5 133
MEXICO	287	83	37	TURKEY	28 995	4 403	2 013
GUATEMALA	1 271	268	124	SOVIET UNION	341 805	26 725	12 316
EL SALVADOR	1 086	236	110	POLAND	33 080	9 045	4 139
NICARAGUA	1 160	321	143	CZECHOSLOVA	35 558	6 915	3 226
COSTA RICA	804	195	87	HUNGARY	37 288	7 972	3 672
PANAMA	446	74	34	ROMANIA	3 047	919	429
CUBA	1 814	362	156	BULGARIA	41 322	5 118	2 341
JAMAICA	1 134	212	98	MOROCCO	2 648	579	267
TRINIDAD TOB	2 125	811	383	ALGERIA	22 363	2 955	1 335
COLOMBIA	2 022	452	200	TUNISIA	3 145	685	319
VENEZUELA	7 302	1 962	912	LIBYA	4 241	623	269
ECUADOR	2 417	548	251				



6 IMPORTS AND EXPORTS (SPECIAL TRADE) BY GROUPS OF THE SITC-REV. II AND BY COUNTRIES OF PRODUCTION AND CONSUMPTION 1986

GROUP COUNTRY	DT = 100 KG	1 000 DM	1 000 \$	GROUP COUNTRY	DT = 100 KG	1 000 DM	1 000 \$
EGYPT	22 422	2 804	1 306	KENYA	3 501	626	304
SUDAN	484	120	53	REP S AFRICA	9 232	13 571	6 341
SENEGAL	571	102	46	USA	305 764	56 646	25 777
LIBERIA	775	171	78	CANADA	76 696	3 259	1 486
IVORY COAST	3 097	997	454	MEXICO	210	200	99
GHANA	316	94	44	CUBA	1 000	418	171
NIGERIA	7 111	1 970	916	TRINIDAD TOB	85 558	2 398	1 076
CAMEROON	3 641	790	350	GUYANA	15 218	1 659	800
GABON	616	141	59	BRAZIL	22 569	6 401	2 818
CONGO	1 272	219	103	CHILE	3 544	974	444
ZAIRE	3 371	1 063	486	URUGUAY	1 531	689	297
ANGOLA	98	64	30	ARGENTINA	2 074	211	92
ETHIOPIA	474	193	95	ISRAEL	607	974	442
KENYA	3 762	450	210	SAUDI ARABIA	752 845	18 413	8 506
MOZAMBIQUE	752	322	160	BAHRAIN	45 156	899	431
ZAMBIA	130	87	42	BURMA	9 978	2 383	1 111
ZIMBABWE	1 241	487	222	INDONESIA	1 450	414	184
REP S AFRICA	57 806	8 762	4 051	MALAYSIA	142 538	9 037	4 235
USA	392 498	63 154	29 039	PHILIPPINES	66 930	10 967	5 026
CANADA	36 602	7 244	3 312	CHINA	6 560	8 922	4 133
MEXICO	6 899	2 714	1 225	SOUTH KOREA	9 092	2 395	1 107
GUATEMALA	664	206	92	JAPAN	29 742	18 925	8 817
EL SALVADOR	2 999	509	226	TAIWAN	69	233	113
NICARAGUA	158	90	39	HONG KONG	200	153	63
CUBA	1 065	590	262	NEW ZEALAND	56 637	1 872	793
BAHAMAS	15	110	52	EXPORTS	13 490 689	2 472 071	1 137 870
DOMINIC REP	1 328	206	92	FRANCE	1 234 266	224 459	102 915
BARBADOS	726	143	66	BELGIUM LUX	910 148	145 259	66 896
TRINIDAD TOB	179	67	32	NETHERLANDS	2 724 853	430 044	197 963
COLOMBIA	6 779	1 608	736	ITALY	1 315 715	222 466	102 292
VENEZUELA	2 979	1 060	508	UNITD KINGDOM	917 909	167 396	77 356
ECUADOR	3 004	701	325	IRELAND	34 377	7 438	3 402
PERU	7 040	1 579	736	DENMARK	339 339	61 092	27 957
BRAZIL	32 384	10 250	4 761	GREECE	27 795	8 674	3 975
CHILE	2 664	1 458	651	PORTUGAL	52 072	9 550	4 419
URUGUAY	937	226	108	SPAIN	261 469	62 729	28 764
ARGENTINA	20 396	3 042	1 420	CANARY IS	279	199	94
CYPRUS	1 623	288	128	ICELAND	519	176	77
LEBANON	715	257	120	NORWAY	106 494	21 774	10 001
SYRIA	1 437	246	119	SWEDEN	175 413	33 926	15 566
IRAG	11 682	2 511	1 130	FINLAND	105 132	18 577	8 533
IRAN	27 620	4 582	2 067	SWITZERLAND	595 416	110 212	50 772
ISRAEL	239 536	22 775	10 278	AUSTRIA	351 671	48 472	22 523
JORDAN	1 410	259	119	ANDORRA	130	84	37
SAUDI ARABIA	24 928	6 386	2 931	MALTA	352	100	46
KUWAIT	10 098	2 044	937	YUGOSLAVIA	142 191	31 756	14 774
BAHRAIN	2 083	557	258	TURKEY	109 394	16 993	8 747
QATAR	1 310	267	121	SOVIET UNION	202 454	46 961	21 323
ARAB EMIRAT	6 642	1 348	605	POLAND	112 684	25 471	11 665
OMAN	626	156	77	CZECHOSLOVA	154 103	36 736	17 221
NORTH YEMEN	1 011	90	44	HUNGARY	165 381	30 857	14 120
PAKISTAN	6 987	1 742	799	ROMANIA	43 281	16 930	7 681
INDIA	12 251	2 864	1 325	BULGARIA	19 006	9 421	4 236
BANGLADESH	342	130	56	ALBANIA	298	258	117
SRI LANKA	296	111	54	MOROCCO	5 839	1 490	676
NEPAL	240	108	51	ALGERIA	25 863	5 291	2 447
BURMA	349	90	43	TUNISIA	1 048	422	197
THAILAND	10 872	2 797	1 277	LIBYA	1 620	633	289
INDONESIA	8 739	2 392	1 092	EGYPT	16 911	3 713	1 734
MALAYSIA	4 851	1 316	612	SUDAN	567	357	164
SINGAPORE	7 895	2 354	1 110	SENEGAL	241	102	43
PHILIPPINES	4 157	980	453	LIBERIA	675	108	51
CHINA	297 996	37 750	17 672	IVORY COAST	2 087	809	366
NORTH KOREA	1 210	220	98	NIGERIA	4 046	2 241	1 031
SOUTH KOREA	28 456	6 032	2 799	CAMEROON	2 836	1 060	495
JAPAN	316 867	28 869	13 119	CONGO	203	88	38
TAIWAN	37 211	6 463	2 968	ZAIRE	562	234	108
HONG KONG	11 164	4 742	2 185	ETHIOPIA	484	130	55
AUSTRALIA	21 768	3 032	1 392	KENYA	6 216	2 239	1 043
NEW ZEALAND	315	189	89	TANZANIA	155	85	39
512 ALCOHOLS, PHENOLS ETC				MOZAMBIQUE	286	64	30
IMPORTS	14 727 175	1 139 965	523 364	MAURITIUS	447	193	83
FRANCE	837 323	206 397	94 727	ZAMBIA	162	320	158
BELGIUM LUX	1 099 345	130 727	60 653	ZIMBABWE	742	266	127
NETHERLANDS	7 506 313	309 486	141 717	REP S AFRICA	81 176	16 926	7 718
ITALY	338 117	60 617	27 818	USA	659 190	206 077	94 521
UNITD KINGDOM	1 044 674	93 564	42 732	CANADA	118 448	17 086	8 152
IRELAND	27	272	126	MEXICO	13 271	5 000	2 287
DENMARK	1 493	539	250	GUATEMALA	1 386	595	270
SPAIN	59 435	8 524	3 938	HONDURAS	463	188	87
NORWAY	31 810	42 387	19 769	EL SALVADOR	1 459	393	185
SWEDEN	36 801	10 381	4 818	NICARAGUA	191	106	46
FINLAND	4 507	2 243	1 025	COSTA RICA	1 438	514	244
SWITZERLAND	163 587	24 364	11 237	PANAMA	333	79	37
AUSTRIA	11 918	2 304	1 057	CUBA	6 113	1 568	695
YUGOSLAVIA	26 139	1 289	593	BAHAMAS	3	145	65
SOVIET UNION	1 460 646	49 829	22 523	DOMINIC REP	2 482	732	327
POLAND	22 522	3 067	1 451	JAMAICA	534	330	149
CZECHOSLOVA	20 398	4 628	2 158	TRINIDAD TOB	183	94	40
HUNGARY	17 077	2 099	950	NETH ANTILL	602	276	125
ROMANIA	1 625	413	191	COLOMBIA	18 067	3 614	1 660
BULGARIA	422	179	80	VENEZUELA	17 243	4 843	2 252
MOROCCO	1 319	326	150	GUYANA	50	79	35
LIBYA	317 797	8 384	3 710	ECUADOR	7 094	1 555	712
EGYPT	8 050	1 819	832	PERU	17 244	3 245	1 532
SUDAN	502	114	55	BRAZIL	72 036	27 534	12 959
SENEGAL	4 693	1 080	488	CHILE	3 091	1 511	691
IVORY COAST	25 435	5 409	2 541	BOLIVIA	283	143	65
BENIN	761	173	78	URUGUAY	579	363	156
NIGERIA	28 561	6 244	2 803	ARGENTINA	20 783	8 475	3 864
ZAIRE	2 434	323	160	CYPRUS	1 172	205	93
				LEBANON	597	338	150



## 6 IMPORTS AND EXPORTS (SPECIAL TRADE) BY GROUPS OF THE SITC-REV. 11 AND BY COUNTRIES OF PRODUCTION AND CONSUMPTION 1986

GROUP COUNTRY	DT = 100 KG	1 000 DM	1 000 \$	GROUP COUNTRY	DT = 100 KG	1 000 DM	1 000 \$
SYRIA	1 942	859	394	ALBANIA	2 605	502	222
IRAQ	20 632	4 178	1 808	MOROCCO	29 915	5 977	2 735
IRAN	40 277	10 854	4 869	ALGERIA	142 071	25 108	11 509
ISRAEL	101 782	20 978	9 841	TUNISIA	11 377	4 348	2 094
JORDAN	6 488	1 453	655	LIBYA	1 859	1 279	573
SAUDI ARABIA	7 113	1 277	575	EGYPT	46 104	9 081	4 105
KUWAIT	1 437	543	246	SUDAN	570	367	161
QATAR	451	83	37	MALI	1 070	356	164
ARAB EMIRAT	496	162	75	SENEGAL	3 093	489	241
NORTH YEMEN	476	207	100	LIBERIA	368	71	31
AFGHANISTAN	422	145	66	IVORY COAST	28 705	4 341	1 969
PAKISTAN	9 297	1 813	843	GHANA	2 010	607	280
INDIA	138 927	29 569	13 895	NIGERIA	11 654	3 231	1 457
BANGLADESH	2 856	513	232	CAMEROON	241	186	86
SRI LANKA	412	245	112	ZAIRE	847	189	89
BURMA	593	490	240	BURUNDI	321	147	66
THAILAND	9 529	3 482	1 615	ETHIOPIA	601	156	71
INDONESIA	9 395	3 204	1 495	KENYA	9 478	1 957	914
MALAYSIA	3 661	1 534	701	TANZANIA	741	423	210
SINGAPORE	11 170	1 950	897	MAURITIUS	1 582	468	220
PHILIPPINES	14 137	2 053	949	ZIMBABWE	1 648	574	258
CHINA	717 570	109 426	49 882	REP S AFRICA	46 407	14 057	6 402
NORTH KOREA	4 259	769	375	BOTSWANA	360	79	35
SOUTH KOREA	76 460	16 386	7 674	USA	460 188	152 789	70 038
JAPAN	247 851	57 342	26 575	CANADA	50 294	93 724	43 777
TAIWAN	779 340	75 140	34 857	MEXICO	15 190	13 370	6 272
HONG KONG	12 790	4 019	1 825	GUATEMALA	3 253	1 710	766
AUSTRALIA	43 408	10 187	4 661	HONDURAS	374	248	117
NEW ZEALAND	3 140	693	315	EL SALVADOR	1 444	1 699	795

## 513 ORGANIC ACIDS, ETC

IMPORTS	6 181 308	1 348 511	620 799				
FRANCE	1 592 031	336 565	155 384	ALBANIA	2 605	502	222
BELGIUM LUX	1 026 393	172 807	79 925	MOROCCO	29 915	5 977	2 735
NETHERLANDS	1 123 900	201 161	91 934	ALGERIA	142 071	25 108	11 509
ITALY	486 833	106 166	48 769	TUNISIA	11 377	4 348	2 094
UNITED KINGDOM	664 564	129 707	59 761	LIBYA	1 859	1 279	573
IRELAND	21 811	25 910	11 831	EGYPT	46 104	9 081	4 105
DENMARK	46 093	16 810	7 660	SUDAN	570	367	161
PORTUGAL	7 883	2 225	1 019	MALI	1 070	356	164
SPAIN	59 890	17 412	8 023	SENEGAL	3 093	489	241
NORWAY	3 486	1 771	820	LIBERIA	368	71	31
SWEDEN	74 492	22 374	10 254	IVORY COAST	28 705	4 341	1 969
FINLAND	9 802	1 565	727	GHANA	2 010	607	280
SWITZERLAND	89 830	75 331	34 659	NIGERIA	11 654	3 231	1 457
AUSTRIA	158 287	39 061	18 003	CAMEROON	241	186	86
YUGOSLAVIA	10 276	1 438	678	ZAIRE	847	189	89
TURKEY	10 291	1 903	904	BURUNDI	321	147	66
SOVIET UNION	56 504	6 306	2 856	ETHIOPIA	601	156	71
POLAND	4 872	1 727	802	KENYA	9 478	1 957	914
CZECHOSLOVAKIA	65 969	12 976	5 985	TANZANIA	741	423	210
HUNGARY	7 027	1 067	483	MAURITIUS	1 582	468	220
ROMANIA	22 173	5 108	2 370	ZIMBABWE	1 648	574	258
BULGARIA	10 751	2 539	1 147	REP S AFRICA	46 407	14 057	6 402
REP S AFRICA	605	164	79	BOTSWANA	360	79	35
USA	413 214	88 837	41 336	USA	460 188	152 789	70 038
CANADA	19 349	3 917	1 731	CANADA	50 294	93 724	43 777
MEXICO	17 486	2 972	1 325	MEXICO	15 190	13 370	6 272
BRAZIL	12 614	2 367	1 068	GUATEMALA	3 253	1 710	766
ARGENTINA	9 446	1 618	721	HONDURAS	374	248	117
SAUDI ARABIA	460	61	30	EL SALVADOR	1 444	1 699	795
BAHRAIN	1 361	126	63	NICARAGUA	144	144	63
INDIA	197	207	93	COSTA RICA	3 138	725	335
THAILAND	2 116	534	244	PANAMA	301	177	78
INDONESIA	350	81	40	CUBA	4 681	1 696	752
MALAYSIA	5 092	741	340	HAITI	427	106	52
CHINA	76 595	24 167	10 986	BAHAMAS	1 041	237	107
SOUTH KOREA	4 031	617	289	DOMINIC REP	3 615	1 065	498
JAPAN	51 539	34 799	15 959	JAMAICA	319	76	34
TAIWAN	3 720	856	389	TRINIDAD TOB	88	97	41
HONG KONG	185	63	32	COLOMBIA	28 007	11 198	5 118
NEW ZEALAND	128	1 040	486	VENEZUELA	11 431	4 880	2 270
EXPORTS	12 274 893	2 773 456	1 276 023	ECUADOR	1 785	5 047	2 285
FRANCE	1 228 247	316 659	145 252	PERU	8 331	8 220	3 835
BELGIUM LUX	687 271	124 241	57 302	BRAZIL	65 946	32 172	15 035
NETHERLANDS	2 030 817	326 978	150 340	CHILE	6 174	2 494	1 142
ITALY	1 181 874	258 497	118 975	BOLIVIA	409	206	98
UNITED KINGDOM	891 613	208 519	96 118	PARAGUAY	264	138	62
IRELAND	53 746	14 381	6 525	URUGUAY	9 515	1 701	774
DENMARK	191 687	39 768	18 387	ARGENTINA	45 970	12 131	5 628
GREECE	125 913	28 208	13 017	CYPRUS	1 268	424	194
PORTUGAL	35 186	10 298	4 748	LEBANON	9 837	1 736	808
SPAIN	369 746	93 576	42 847	SYRIA	4 201	929	419
CANARY IS	524	196	93	IRAQ	6 386	2 408	1 021
ICELAND	1 177	396	191	IRAN	60 909	12 664	5 907
NORWAY	312 015	28 266	12 974	ISRAEL	139 738	36 492	16 615
SWEDEN	214 404	46 900	21 735	JORDAN	4 141	1 086	461
FINLAND	138 989	27 822	12 765	SAUDI ARABIA	16 870	3 848	1 772
SWITZERLAND	669 195	154 286	70 798	KUWAIT	5 132	1 626	766
AUSTRIA	192 612	51 635	23 651	BAHRAIN	224	165	75
MALTA	194	147	67	QATAR	498	744	337
YUGOSLAVIA	163 476	36 170	16 781	ARAB EMIRAT	1 226	417	200
TURKEY	384 678	60 923	27 599	NORTH YEMEN	565	313	139
SOVIET UNION	113 110	31 574	14 472	SOUTH YEMEN	154	78	38
POLAND	47 028	17 982	8 332	AFGHANISTAN	244	61	31
CZECHOSLOVAKIA	34 755	14 432	6 776	PAKISTAN	66 041	10 429	4 862
HUNGARY	45 829	26 983	12 274	INDIA	37 768	13 170	6 091
ROMANIA	17 746	4 456	2 044	BANGLADESH	9 812	1 659	766
BULGARIA	32 241	12 105	5 537	SRI LANKA	7 272	1 111	522

## 514 NITROGEN-FUNCTN COMPOUNDS

IMPORTS	4 906 025	2 621 759	1 209 173				
FRANCE	1 473 608	516 845	238 953	ALBANIA	2 605	502	222
BELGIUM LUX	731 898	250 334	115 483	MOROCCO	29 915	5 977	2 735
NETHERLANDS	873 042	194 710	88 870	ALGERIA	142 071	25 108	11 509
ITALY	158 949	189 557	88 162	TUNISIA	11 377	4 348	2 094
UNITED KINGDOM	530 946	844 089	389 029	LIBYA	1 859	1 279	573
IRELAND	18 799	23 099	10 765	EGYPT	46 104	9 081	4 105
DENMARK	6 189	4 166	1 887	SUDAN	570	367	161
PORTUGAL	680	164	73	MALI	1 070	356	164
SPAIN	27 587	18 856	8 670	SENEGAL	3 093	489	241
NORWAY	13 236	7 672	3 589	LIBERIA	368	71	31
SWEDEN	45 851	19 590	8 988	IVORY COAST	28 705	4 341	1 969
FINLAND	483	8 324	3 823	GHANA	2 010	607	280
SWITZERLAND	45 567	173 277	80 395	NIGERIA	11 654	3 231	1 457
AUSTRIA	515 570	71 417	32 706	CAMEROON	241	186	86
MALTA	10	214	94	ZAIRE	847	189	89
YUGOSLAVIA	44 445	14 696	6 849	BURUNDI	321	147	66
TURKEY	247	175	77	ETHIOPIA	601	156	71
SOVIET UNION	517	496	209	KENYA	9 478	1 957	914
POLAND	21 867	3 891	1 777	TANZANIA	741	423	210



## 6 IMPORTS AND EXPORTS (SPECIAL TRADE) BY GROUPS OF THE SITC-REV. 11 AND BY COUNTRIES OF PRODUCTION AND CONSUMPTION 1986

GROUP COUNTRY	DT = 100 KG	1 000 DM	1 000 \$	GROUP COUNTRY	DT = 100 KG	1 000 DM	1 000 \$
CZECHOSLOVA	18 083	7 685	3 493	CYPRUS	1 593	651	304
HUNGARY	22 727	14 302	6 561	LEBANON	542	186	81
ROMANIA	1 048	143	65	SYRIA	4 987	1 194	542
BULGARIA	5 737	728	337	IRAQ	2 637	1 028	491
REP S AFRICA	560	425	200	IRAN	62 999	18 919	8 663
USA	183 504	126 417	57 911	ISRAEL	48 319	29 111	13 357
CANADA	7 538	1 275	586	JORDAN	6 419	2 430	1 129
MEXICO	1 745	770	375	SAUDI ARABIA	38 795	11 419	5 338
BRAZIL	26 049	7 218	3 318	KUWAIT	1 428	609	299
CHILE	952	348	160	BAHRAIN	420	153	66
ARGENTINA	15 565	1 583	722	QATAR	1 355	596	271
ISRAEL	4 437	9 920	4 717	ARAB EMIRAT	1 605	704	321
INDIA	9 127	12 323	5 654	OMAN	1 590	580	253
THAILAND	3 224	1 485	673	NORTH YEMEN	1 514	471	207
INDONESIA	4 280	1 249	568	AFGHANISTAN	144	457	224
CHINA	9 841	8 782	4 017	PAKISTAN	4 120	4 378	2 021
SOUTH KOREA	14 293	8 039	3 688	INDIA	52 797	45 725	20 914
JAPAN	54 331	72 386	33 386	BANGLADESH	1 453	1 250	579
TAIWAN	13 392	5 010	2 296	SRI LANKA	1 637	1 214	569
EXPORTS	6 166 987	4 232 692	1 942 310	NEPAL	565	208	96
FRANCE	841 871	339 761	156 220	THAILAND	10 431	7 292	3 358
BELGIUM LUX	592 315	189 706	87 210	VIETNAM	850	877	431
NETHERLANDS	772 378	970 432	441 233	INDONESIA	24 987	16 500	7 632
ITALY	632 995	314 901	144 215	MALAYSIA	12 948	6 751	3 134
UNTD KINGDOM	335 496	271 430	122 820	SINGAPORE	12 277	5 643	2 607
IRELAND	16 249	12 492	5 725	PHILIPPINES	5 209	4 449	2 040
DENMARK	82 308	28 127	13 069	CHINA	72 542	34 005	15 496
GREECE	29 320	17 816	8 179	SOUTH KOREA	30 396	36 601	17 033
PORTUGAL	75 208	25 937	11 883	JAPAN	206 723	211 144	97 933
SPAIN	237 722	106 496	48 970	TAIWAN	71 676	38 957	18 098
NORWAY	22 317	10 049	4 676	HONG KONG	11 774	6 872	3 160
SWEDEN	78 248	38 402	17 909	AUSTRALIA	21 691	14 770	6 764
FINLAND	50 741	20 850	9 602	NEW ZEALAND	7 079	2 893	1 367
SWITZERLAND	413 586	332 343	152 548	FIJI	215	73	34
AUSTRIA	66 554	40 054	18 452	FR POLYNESIA	300	126	57
MALTA	593	1 080	475	515 ORG-INORG COMPOUNDS ETC			
YUGOSLAVIA	34 344	32 797	15 347	IMPORTS	1 887 295	1 681 238	773 013
TURKEY	51 750	26 401	12 242	FRANCE	262 701	189 005	86 928
SOVIET UNION	139 628	87 287	39 727	BELGIUM LUX	773 544	286 188	131 385
POLAND	24 808	27 451	12 773	NETHERLANDS	252 816	96 266	44 423
CZECHOSLOVA	27 569	20 542	9 471	ITALY	40 537	56 893	26 352
HUNGARY	93 867	56 915	26 025	UNTD KINGDOM	114 666	185 993	85 643
ROMANIA	3 578	4 240	1 952	IRELAND	4 302	46 809	21 238
BULGARIA	9 959	7 037	3 197	DENMARK	6 744	8 445	3 910
ALBANIA	753	823	352	PORTUGAL	1	85	37
MOROCCO	6 366	2 593	1 264	SPAIN	9 256	32 982	15 251
ALGERIA	9 554	3 312	1 441	NORWAY	36	167	72
TUNISIA	1 385	663	303	SWEDEN	3 215	8 968	4 120
LIBYA	7 442	1 769	788	FINLAND	3 934	9 001	4 197
EGYPT	16 876	11 197	5 308	SWITZERLAND	40 244	244 033	112 232
SUDAN	487	296	136	AUSTRIA	31 828	11 329	5 274
MALI	299	339	146	YUGOSLAVIA	27 735	9 863	4 527
BURKINA FASO	84	92	46	TURKEY	199	284	127
NIGER	25	80	33	SOVIET UNION	768	1 095	512
SENEGAL	1 246	871	402	POLAND	18 350	6 626	3 117
GUINEA	235	339	158	CZECHOSLOVA	3 286	3 432	1 556
IVORY COAST	1 313	1 431	654	HUNGARY	10 176	16 215	7 601
GHANA	887	1 818	864	ROMANIA	23 607	4 383	2 079
TOGO	292	668	307	BULGARIA	17 063	4 100	1 889
BENIN	191	233	102	EGYPT	25	77	37
NIGERIA	28 281	16 772	8 039	REP S AFRICA	10 232	3 971	1 843
CAMEROON	1 677	3 895	1 746	USA	86 121	196 380	90 127
GABON	52	185	90	CANADA	324	949	440
CONGO	25	93	39	MEXICO	367	1 190	550
ZAIRE	2 905	2 741	1 259	DOMINIC REP	1 490	429	191
RWANDA	48	90	45	BRAZIL	2	139	61
BURUNDI	2 276	1 506	721	ISRAEL	2 518	3 042	1 279
ANGOLA	987	390	181	SAUDI ARABIA	32 009	6 537	2 982
ETHIOPIA	315	474	226	INDIA	2 279	6 600	3 080
SOMALIA	215	138	61	INDONESIA	15	238	112
KENYA	3 236	1 586	762	SINGAPORE	14	5 541	2 428
TANZANIA	457	208	104	CHINA	23 601	48 276	21 811
BRIT IND OC	85	165	77	SOUTH KOREA	6 448	7 777	3 507
MOZAMBIQUE	177	205	93	JAPAN	71 487	167 674	77 271
MADAGASCAR	48	113	50	TAIWAN	3 256	10 055	4 729
REUNION	444	194	92	HONG KONG	75	97	45
MAURITIUS	716	908	417	EXPORTS	2 423 381	2 888 536	1 327 902
ZIMBABWE	11 194	5 635	2 593	FRANCE	185 623	220 569	101 617
MALAWI	303	133	59	BELGIUM LUX	122 120	113 848	52 457
REP S AFRICA	52 442	29 909	13 750	NETHERLANDS	283 764	188 702	86 609
USA	326 471	356 573	164 287	ITALY	349 717	372 641	170 877
CANADA	98 192	35 690	16 533	UNTD KINGDOM	158 203	148 977	68 404
MEXICO	25 130	36 794	17 642	IRELAND	8 382	17 982	8 196
GUATEMALA	862	1 253	590	DENMARK	15 455	23 004	10 535
EL SALVADOR	1 624	2 451	1 087	GREECE	17 853	25 642	11 789
NICARAGUA	2 808	5 892	2 837	PORTUGAL	6 826	19 789	9 073
COSTA RICA	470	489	214	SPAIN	68 842	94 232	43 507
PANAMA	171	882	402	CANARY IS	593	225	96
CUBA	1 284	2 321	1 014	ICELAND	308	844	346
BAHAMAS	9	157	69	NORWAY	7 536	11 821	5 425
DOMINIC REP	612	294	136	SWEDEN	17 176	17 313	7 799
BARBADOS	566	584	273	FINLAND	5 739	9 354	4 283
COLOMBIA	17 981	12 106	5 573	SWITZERLAND	203 759	190 673	87 460
VENEZUELA	27 680	17 980	8 377	AUSTRIA	50 149	44 718	20 571
ECUADOR	2 928	3 565	1 648	ANDORRA	5	168	74
PERU	4 506	6 645	3 132	MALTA	279	926	427
BRAZIL	111 328	126 123	59 206	YUGOSLAVIA	47 269	59 764	28 180
CHILE	2 849	2 763	1 275	TURKEY	16 855	33 284	15 253
BOLIVIA	154	192	87	SOVIET UNION	66 080	55 973	24 400
PARAGUAY	287	302	141				
URUGUAY	1 249	2 066	961				
ARGENTINA	28 482	32 511	15 134				



6 IMPORTS AND EXPORTS (SPECIAL TRADE) BY GROUPS OF THE SITC-REV. 11 AND BY COUNTRIES OF PRODUCTION AND CONSUMPTION 1986

GROUP COUNTRY	DT * 100 KG	1 000 DM	1 000 \$	GROUP COUNTRY	DT * 100 KG	1 000 DM	1 000 \$
POLAND	27 041	38 918	18 112	YUGOSLAVIA	499	249	118
CZECHOSLOVA	24 486	26 999	12 117	TURKEY	10 344	734	360
HUNGARY	17 943	25 762	11 352	SOVIET UNION	1 545	193	83
ROMANIA	6 895	10 932	4 919	POLAND	10 972	2 750	1 280
BULGARIA	9 194	7 690	3 484	CZECHOSLOVA	132 649	17 745	8 169
ALBANIA	13	73	33	HUNGARY	758	211	99
MOROCCO	387	2 209	1 003	ROMANIA	1 029	163	75
ALGERIA	3 559	1 358	606	ZAIRE	56	498	225
TUNISIA	1 214	681	308	REP S AFRICA	24	1 721	798
LIBYA	827	597	271	USA	148 128	84 589	38 635
EGYPT	3 419	13 407	6 287	CANADA	692	1 191	524
MALI	297	601	295	MEXICO	1 790	3 359	1 667
BURKINA FASO	367	173	82	NETH ANTILL		3 652	1 668
SENEGAL	89	402	175	BRAZIL	77 921	4 428	2 052
IVORY COAST	826	648	294	CHILE	355	305	143
GHANA	220	313	142	ARGENTINA	32	1 380	642
BENIN	58	83	41	ISRAEL	21 379	3 734	1 714
NIGERIA	1 368	2 835	1 347	SAUDI ARABIA	15 789	1 347	612
CAMEROON	161	435	205	INDIA	2 903	2 682	1 240
BURUNDI	1 000	1 952	945	CHINA	7 283	4 573	2 123
ANGOLA	196	466	211	JAPAN	20 280	37 296	17 226
ETHIOPIA	161	351	169	TAIWAN	2 183	2 419	1 124
KENYA	1 479	2 553	1 187	EXPORTS	8 224 163	1 928 670	888 282
TANZANIA	278	638	319	FRANCE	583 598	172 488	79 567
MOZAMBIQUE	335	606	298	BELGIUM LUX	1 401 710	246 583	113 207
MADAGASCAR	341	179	86	NETHERLANDS	2 287 132	319 921	147 493
MAURITIUS	27	96	43	ITALY	579 336	150 141	69 317
ZAMBIA	9 063	2 184	952	UNT D KINGDOM	619 876	128 871	59 238
ZIMBABWE	309	764	342	IRELAND	33 932	7 803	3 644
REP S AFRICA	26 029	31 283	14 414	DENMARK	103 918	24 883	11 558
USA	249 052	274 913	126 163	GREECE	7 415	5 839	2 720
CANADA	12 686	23 731	11 015	PORTUGAL	14 074	5 568	2 563
MEXICO	30 649	53 019	24 171	SPAIN	298 153	62 489	28 537
GUATEMALA	1 975	6 469	2 857	ICELAND	434	156	76
HONDURAS	91	85	39	NORWAY	18 047	5 140	2 391
EL SALVADOR	162	3 021	1 388	SWEDEN	235 180	34 467	15 934
NICARAGUA	409	1 138	547	FINLAND	26 595	10 387	4 845
COSTA RICA	3 263	8 377	3 828	SWITZERLAND	572 320	172 111	78 871
PANAMA	250	954	420	AUSTRIA	259 158	39 090	18 191
CUBA	1 901	1 694	750	YUGOSLAVIA	44 586	18 585	8 647
HAITI	51	83	39	TURKEY	25 658	11 045	5 041
BAHAMAS	307	505	239	SOVIET UNION	63 820	28 376	12 448
DOMINIC REP	57	160	73	POLAND	24 033	8 554	3 993
JAMAICA	201	148	67	CZECHOSLOVA	20 832	6 739	3 167
COLOMBIA	7 197	19 559	8 877	HUNGARY	62 945	23 903	10 957
VENEZUELA	2 981	15 810	7 216	ROMANIA	3 077	1 719	814
SURINAME	450	122	52	BULGARIA	5 787	2 492	1 120
ECUADOR	925	8 164	3 732	MOROCCO	800	601	283
PERU	4 741	16 979	7 982	ALGERIA	1 086	887	417
BRAZIL	48 836	108 084	50 132	TUNISIA	387	234	108
CHILE	5 093	5 433	2 503	LIBYA	4 708	2 553	1 200
BOLIVIA	2 874	1 264	611	EGYPT	11 814	4 086	1 898
PARAGUAY	366	794	368	SUDAN	2 174	3 727	1 729
URUGUAY	355	2 432	1 132	MALI	221	326	147
ARGENTINA	18 472	38 937	18 115	SENEGAL	614	1 041	494
CYPRUS	74	68	30	IVORY COAST	1 761	730	340
LEBANON	250	246	116	GHANA	48	76	33
SYRIA	245	346	160	NIGERIA	1 326	800	374
IRAQ	282	272	122	CAMEROON	143	114	53
IRAN	4 521	7 560	3 492	GABON	160	74	32
ISRAEL	6 175	14 307	6 550	ZAIRE	61	104	48
JORDAN	120	176	81	RWANDA	81	71	32
SAUDI ARABIA	8 215	3 685	1 692	BURUNDI	113	285	130
KUWAIT	252	359	162	ANGOLA	103	85	38
ARAB EMIRAT	39	96	43	ETHIOPIA	1 541	1 838	905
OMAN	2 593	483	235	SOMALIA	351	77	38
NORTH YEMEN	7	153	65	KENYA	875	887	420
AFGHANISTAN	236	1 681	783	TANZANIA	575	836	409
PAKISTAN	6 989	28 425	12 865	MADAGASCAR	58	109	48
INDIA	19 387	22 312	10 220	ZIMBABWE	1 776	2 102	961
BANGLADESH	125	1 288	579	REP S AFRICA	51 520	15 682	7 056
SRI LANKA	1 060	894	412	USA	316 795	135 486	62 392
BURMA	23	128	62	CANADA	42 360	8 223	3 834
THAILAND	2 946	8 230	3 833	MEXICO	8 592	7 849	3 618
INDONESIA	14 557	31 425	14 698	GUATEMALA	350	592	270
MALAYSIA	2 905	3 236	1 485	HONDURAS	62	69	31
SINGAPORE	6 061	3 467	1 609	EL SALVADOR	556	579	287
PHILIPPINES	4 301	12 818	5 835	NICARAGUA	99	640	316
CHINA	13 638	13 415	6 206	COSTA RICA	365	193	89
SOUTH KOREA	24 370	32 544	14 911	PANAMA	393	362	158
JAPAN	100 069	215 114	100 464	CUBA	5 039	2 175	960
TAIWAN	19 470	23 722	10 879	BAHAMAS	85	318	156
HONG KONG	4 577	6 824	3 154	DOMINIC REP	64	82	38
AUSTRALIA	13 610	32 771	15 136	JAMAICA	30	127	57
NEW ZEALAND	2 353	4 401	2 018	BARBADOS	48	66	30
516 OTHER ORGANIC CHEMICALS				COLOMBIA	3 638	3 701	1 720
IMPORTS	4 092 766	849 799	390 725	VENEZUELA	14 252	6 189	2 895
FRANCE	550 336	123 146	56 400	GUYANA	85	87	40
BELGIUM LUX	777 380	98 924	45 296	ECUADOR	2 530	907	409
NETHERLANDS	1 445 246	210 642	96 867	PERU	4 300	3 214	1 500
ITALY	271 070	48 834	22 547	BRAZIL	44 460	27 777	12 979
UNT D KINGDOM	264 761	61 480	28 235	CHILE	1 517	1 437	657
IRELAND	512	7 505	3 598	BOLIVIA	121	158	73
DENMARK	21 490	24 914	11 486	PARAGUAY	237	216	103
PORTUGAL	312	558	258	URUGUAY	1 799	904	417
SPAIN	35 870	11 636	5 314	ARGENTINA	11 072	7 877	3 691
NORWAY	4 335	9 957	4 612	CYPRUS	373	264	128
SWEDEN	47 674	6 682	3 061	LEBANON	155	150	62
FINLAND	126 564	18 501	8 492	SYRIA	1 089	504	228
SWITZERLAND	49 118	48 814	22 594	IRAQ	4 735	1 789	814
AUSTRIA	40 845	2 841	1 315	IRAN	21 066	7 091	3 178
				ISRAEL	19 961	7 159	3 278



## 6 IMPORTS AND EXPORTS (SPECIAL TRADE) BY GROUPS OF THE SITC-REV. 11 AND BY COUNTRIES OF PRODUCTION AND CONSUMPTION 1986

GROUP COUNTRY	DT = 100 KG	1 000 DM	1 000 \$	GROUP COUNTRY	DT = 100 KG	1 000 DM	1 000 \$
JORDAN	508	438	198	LIBYA	17 596	3 643	1 678
SAUDI ARABIA	11 359	4 315	2 034	EGYPT	64 142	10 184	4 632
KUWAIT	835	548	243	SUDAN	67 214	3 227	1 491
QATAR	9 248	1 711	799	MAURITANIA	4 398	200	90
ARAB EMIRAT	926	641	292	MALI	13 830	830	363
OMAN	181	76	35	BURKINA FASO	5 616	321	146
NORTH YEMEN	26	63	30	SENEGAL	25 106	437	197
PAKISTAN	7 647	7 836	3 713	GAMBIA	1 541	75	36
INDIA	37 640	35 124	16 243	GUINEA	239 411	2 819	1 368
BANGLADESH	503	859	398	SIERRA LEONE	4 361	239	113
SRI LANKA	264	241	109	LIBERIA	3 978	411	190
BURMA	305	145	62	IVORY COAST	65 226	3 206	1 515
THAILAND	3 154	1 952	914	GHANA	2 271	797	377
INDONESIA	7 170	10 667	4 903	TOGO	3 217	316	141
MALAYSIA	3 283	1 100	505	BENIN	4 523	259	120
SINGAPORE	5 248	2 029	934	NIGERIA	116 204	9 098	4 312
PHILIPPINES	4 526	5 116	2 335	CAMEROON	6 491	1 009	486
CHINA	59 526	12 389	5 612	GABON	1 585	272	122
NORTH KOREA	67	78	36	ZAIRE	13 716	978	453
SOUTH KOREA	28 579	14 985	6 998	RWANDA	7 311	618	284
JAPAN	98 669	51 995	24 081	BURUNDI	5 218	498	224
TAIWAN	45 403	9 561	4 466	ANGOLA	6 793	887	405
HONG KONG	3 626	2 879	1 333	ETHIOPIA	8 369	2 599	1 168
AUSTRALIA	12 013	10 694	4 992	KENYA	19 952	3 119	1 414
NEW ZEALAND	2 620	1 737	816	UGANDA	230	64	30
522 INORG ELEMNTS,OXIDES,ETC				TANZANIA	12 709	1 053	493
IMPORTS	18 193 761	1 429 176	657 594	MOZAMBIQUE	1 726	304	133
FRANCE	3 542 261	204 650	93 754	MADAGASCAR	1 668	488	213
BELGIUM LUX	3 729 235	216 026	99 583	MAURITIUS	445	165	74
NETHERLANDS	6 253 716	330 407	152 173	ZAMBIA	866	85	35
ITALY	408 742	49 255	22 835	ZIMBABWE	8 220	1 017	482
UNTD KINGDOM	248 795	68 676	31 805	MALAWI	1 726	123	59
IRELAND	1 993	822	355	REP S AFRICA	139 943	30 986	14 356
DENMARK	30 350	4 137	1 925	USA	2 280 544	231 090	106 224
GREECE	5 192	1 526	717	CANADA	183 041	23 063	10 675
PORTUGAL	5 006	1 260	600	MEXICO	26 072	9 010	4 122
SPAIN	100 436	13 733	6 399	GUATEMALA	9 016	2 350	1 080
NORWAY	333 548	83 480	38 309	HONDURAS	2 501	831	382
SWEDEN	130 603	21 880	10 110	EL SALVADOR	3 487	761	356
FINLAND	6 314	9 617	4 329	NICARAGUA	659	136	64
SWITZERLAND	542 372	32 503	14 904	COSTA RICA	8 946	1 809	836
AUSTRIA	881 362	43 144	19 566	PANAMA	935	253	110
YUGOSLAVIA	164 295	20 736	9 695	CUBA	9 130	2 670	1 201
TURKEY	65 550	11 029	5 082	HAITI	829	185	88
SOVIET UNION	108 344	15 521	7 183	BAHAMAS	1 446	278	127
POLAND	189 520	14 672	6 792	DOMINIC REP	2 963	736	335
CZECHOSLOVA	64 967	8 351	3 859	JAMAICA	1 060	318	148
HUNGARY	58 214	6 940	3 236	TRINIDAD TOB	406	145	65
ROMANIA	3 418	1 151	539	COLOMBIA	45 502	7 974	3 646
BULGARIA	418	791	350	VENEZUELA	109 827	10 889	5 082
MOROCCO	225 397	10 247	4 546	GUYANA	16 039	140	63
ALGERIA	1 074	1 513	680	ECUADOR	15 289	2 416	1 086
REP S AFRICA	380 011	29 638	13 623	PERU	40 461	5 806	2 702
USA	301 454	78 040	35 658	BRAZIL	314 266	29 753	13 819
CANADA	37 946	12 966	5 982	CHILE	19 806	3 625	1 697
MEXICO	22 333	2 380	1 102	BOLIVIA	1 361	252	114
VENEZUELA	1 224	441	208	PARAGUAY	1 231	288	130
PERU	3 243	863	410	URUGUAY	6 696	971	445
BRAZIL	68 306	9 903	4 547	ARGENTINA	39 460	6 036	3 726
CHILE	8 960	23 346	10 702	CYPRUS	2 657	248	112
ARGENTINA	2 194	240	113	LEBANON	3 187	543	248
ISRAEL	88 535	12 863	5 929	SYRIA	20 857	2 461	1 096
PHILIPPINES	220	565	263	IRAQ	31 901	5 701	2 517
CHINA	61 067	35 646	16 183	IRAN	35 029	7 789	3 567
JAPAN	92 036	45 176	20 920	ISRAEL	55 284	10 072	4 625
TAIWAN	17 514	1 989	923	JORDAN	1 337	433	195
HONG KONG	558	220	101	SAUDI ARABIA	18 063	5 022	2 245
AUSTRALIA	3 173	2 598	1 195	KUWAIT	5 700	1 144	519
EXPORTS	38 921 211	2 653 616	1 220 337	BAHRAIN	878	131	60
FRANCE	4 006 439	301 222	138 397	QATAR	333	72	33
BELGIUM LUX	5 698 833	203 430	93 698	ARAB EMIRAT	13 069	2 858	1 310
NETHERLANDS	8 157 521	275 996	126 912	OMAN	1 073	249	111
ITALY	1 250 001	174 273	80 163	NORTH YEMEN	3 179	497	246
UNTD KINGDOM	3 375 174	174 205	80 362	SOUTH YEMEN	1 163	71	35
IRELAND	170 320	8 568	3 936	PAKISTAN	79 925	6 059	2 778
DENMARK	1 927 659	90 451	40 875	INDIA	40 681	14 116	6 510
GREECE	49 697	13 741	6 215	BANGLADESH	45 153	4 215	1 935
PORTUGAL	101 593	12 577	5 770	SRI LANKA	16 044	1 672	766
SPAIN	560 797	48 819	22 432	NEPAL	8 949	610	284
CANARY IS	357	86	40	BURMA	4 926	303	133
ICELAND	1 014	445	200	THAILAND	53 576	10 227	4 716
NORWAY	375 159	28 716	12 983	VIETNAM	11 648	691	322
SWEDEN	1 486 410	90 815	41 684	INDONESIA	117 716	15 820	7 359
FINLAND	1 176 437	31 931	14 697	MALAYSIA	29 929	4 782	2 198
SWITZERLAND	584 228	81 878	37 680	SINGAPORE	45 483	5 839	2 716
AUSTRIA	1 784 076	140 890	64 763	PHILIPPINES	17 902	3 440	1 575
MALTA	2 307	487	223	CHINA	538 842	25 762	11 687
YUGOSLAVIA	359 601	33 233	15 449	NORTH KOREA	1 153	255	122
TURKEY	180 790	18 681	8 645	SOUTH KOREA	54 312	12 857	5 926
SOVIET UNION	333 570	58 976	27 273	JAPAN	133 874	123 361	56 675
POLAND	183 766	13 897	6 443	TAIWAN	109 257	41 852	19 403
CZECHOSLOVA	160 285	29 319	13 604	HONG KONG	72 714	11 589	5 398
HUNGARY	164 636	16 888	7 647	AUSTRALIA	960 740	21 394	9 772
ROMANIA	42 719	10 195	4 786	PAPUA NEW G	2 822	167	78
BULGARIA	117 985	10 167	4 660	NEW ZEALAND	57 688	5 556	2 586
ALBANIA	1 141	254	111	FIJI	220	68	31
MOROCCO	15 241	2 767	1 260	523 OTHR INORGANIC CHEMICALS			
ALGERIA	28 178	6 577	3 030	IMPORTS	9 619 009	878 130	404 822
TUNISIA	7 835	1 644	750	FRANCE	692 470	95 488	44 039
				BELGIUM LUX	2 656 569	141 445	65 442
				NETHERLANDS	1 962 837	152 104	69 830



6 IMPORTS AND EXPORTS (SPECIAL TRADE) BY GROUPS OF THE SITC-REV. II AND BY COUNTRIES OF PRODUCTION AND CONSUMPTION 1986

GROUP COUNTRY	DT * 100 KG	1 000 DM	1 000 \$	GROUP COUNTRY	DT * 100 KG	1 000 DM	1 000 \$
ITALY	232 736	29 417	13 809	EL SALVADOR	4 977	616	280
UNITED KINGDOM	164 158	50 672	23 483	NICARAGUA	1 074	197	87
IRELAND	251	7 350	3 382	COSTA RICA	17 318	1 349	610
DENMARK	21 095	1 054	488	PANAMA	4 204	378	176
PORTUGAL	5 584	250	118	CUBA	26 768	5 324	2 323
SPAIN	252 091	14 121	6 504	HAITI	4 617	287	131
NORWAY	279 868	34 030	15 625	DOMINIC REP	33 121	1 393	663
SWEDEN	311 408	34 375	15 941	JAMAICA	6 174	647	292
FINLAND	23 978	1 946	899	BARBADOS	558	89	39
SWITZERLAND	426 931	34 030	15 726	TRINIDAD TOB	10 132	790	360
AUSTRIA	382 807	37 289	17 118	COLOMBIA	30 630	5 137	2 299
ANDORRA	93	126	59	VENEZUELA	83 158	7 971	3 686
YUGOSLAVIA	76 047	10 407	4 797	GUYANA	2 239	320	147
TURKEY	67 495	6 723	3 118	SURINAME	807	91	39
SOVIET UNION	77 753	9 258	4 331	ECUADOR	21 864	2 643	1 163
POLAND	301 464	10 355	4 809	PERU	76 900	8 873	4 162
CZECHOSLOVAKIA	196 292	10 940	5 089	BRAZIL	215 167	29 719	13 851
HUNGARY	161 546	6 454	3 002	CHILE	39 294	5 873	2 719
ROMANIA	87 266	7 559	3 293	BOLIVIA	1 231	248	116
BULGARIA	1 554	1 464	667	PARAGUAY	715	212	97
REP S AFRICA	14 347	2 763	1 274	URUGUAY	15 974	1 717	797
USA	993 195	120 610	55 355	ARGENTINA	63 600	9 620	4 456
CANADA	1 915	1 455	662	CYPRUS	25 028	2 814	1 341
MEXICO	623	238	111	LEBANON	3 981	435	203
PERU	155	122	56	SYRIA	10 948	1 260	580
BRAZIL	18 441	5 224	2 379	IRAQ	18 573	2 993	1 322
CHILE	18 833	10 580	4 827	IRAN	128 850	19 769	8 702
ARGENTINA	4 238	860	356	ISRAEL	130 591	14 215	6 544
ISRAEL	37 957	4 638	2 129	JORDAN	5 929	939	425
JORDAN	390	63	30	SAUDI ARABIA	93 731	10 263	4 711
INDIA	8 960	1 915	888	KUWAIT	20 447	2 018	931
CHINA	122 142	21 423	9 891	BAHRAIN	26 542	2 560	1 178
SOUTH KOREA	1 132	2 531	1 151	QATAR	1 430	109	50
JAPAN	13 387	8 412	3 937	ARAB EMIRAT	48 781	2 963	1 375
TAIWAN	414	192	87	OMAN	3 823	270	121
AUSTRALIA	392	188	94	NORTH YEMEN	10 608	918	416
EXPORTS	21 550 081	2 223 351	1 025 900	AFGHANISTAN	498	108	47
FRANCE	1 787 826	201 995	93 169	PAKISTAN	31 452	4 060	1 875
BELGIUM LUX	3 420 608	170 108	78 872	INDIA	24 547	6 607	3 054
NETHERLANDS	2 262 170	209 162	96 737	BANGLADESH	7 108	1 421	645
ITALY	1 140 596	145 448	66 654	SRI LANKA	19 732	1 395	645
UNITED KINGDOM	977 636	171 883	78 837	NEPAL	2 522	128	57
IRELAND	45 724	10 116	4 717	BURMA	2 818	524	236
DENMARK	912 967	62 505	28 848	THAILAND	37 929	6 540	3 029
GREECE	164 021	18 578	8 508	VIETNAM	142	103	50
PORTUGAL	83 960	16 490	7 563	INDONESIA	61 930	8 588	3 931
SPAIN	295 182	45 088	20 776	MALAYSIA	40 411	3 870	1 802
CANARY IS	418	139	64	SINGAPORE	60 003	6 914	3 209
ICELAND	5 386	859	404	PHILIPPINES	36 021	4 310	1 981
NORWAY	2 384 696	36 760	17 073	CHINA	114 653	9 331	4 189
SWEDEN	559 891	53 817	24 808	NORTH KOREA	458	161	74
FINLAND	143 810	19 435	8 892	SOUTH KOREA	272 634	31 968	14 853
SWITZERLAND	884 443	96 140	44 382	JAPAN	455 430	88 423	40 862
AUSTRIA	450 783	77 789	35 814	TAIWAN	196 726	21 205	9 837
MALTA	3 856	405	187	HONG KONG	38 547	35 976	16 769
YUGOSLAVIA	126 189	26 682	12 504	AUSTRALIA	64 910	10 175	4 717
TURKEY	172 270	26 711	12 412	PAPUA NEW G	93 116	23 613	10 831
SOVIET UNION	25 931	5 139	2 411	NEW ZEALAND	23 543	2 212	1 026
POLAND	18 954	4 311	1 997	FIJI	10 500	316	145
CZECHOSLOVAKIA	132 843	14 162	6 442	FR POLYNESIA	963	77	35
HUNGARY	337 167	35 625	16 514	524 RADIOACTIVE ETC MATERIAL			
ROMANIA	6 672	3 653	1 700	IMPORTS	51 246	2 287 511	1 081 972
BULGARIA	30 403	5 315	2 478	FRANCE	14 903	775 685	369 036
ALBANIA	1 670	324	148	BELGIUM LUX		5 013	2 305
MOROCCO	14 632	1 612	755	NETHERLANDS	2 318	345 681	163 836
ALGERIA	65 995	5 446	2 504	ITALY		7 261	3 464
TUNISIA	24 659	2 934	1 366	UNITED KINGDOM	2 073	151 252	70 337
LIBYA	82 162	7 115	3 353	NORWAY		3	103
EGYPT	143 879	17 304	8 134	SWEDEN	133	31 153	14 177
SUDAN	6 418	705	321	FINLAND		437	200
MALI	6 360	662	301	SWITZERLAND	26	7 323	3 365
NIGER	48 263	1 889	864	AUSTRIA	4 921	5 122	2 343
SENEGAL	7 338	774	364	SOVIET UNION	1 901	261 810	123 994
SIERRA LEONE	913	85	41	CZECHOSLOVAKIA		49	182
LIBERIA	5 956	418	184	REP S AFRICA	2 508	25 527	11 985
IVORY COAST	7 355	894	397	USA	6 157	476 672	225 301
GHANA	22 036	3 795	1 764	CANADA	6 563	61 780	29 734
TOGO	209	97	43	BRAZIL	101	185	87
NIGERIA	266 016	13 836	6 329	ISRAEL		122	59
CAMEROON	34 186	2 512	1 152	INDIA	1 021	486	227
GABON	9 061	506	222	CHINA	158	1 266	607
CONGO	1 690	79	38	JAPAN	91	8 431	3 899
ZAIRE	20 942	1 212	568	HONG KONG	8	129	63
RWANDA	1 468	180	81	AUSTRALIA	8 312	121 505	56 623
BURUNDI	1 631	65	31	EXPORTS	24 461	648 822	300 840
ANGOLA	22 936	1 304	567	FRANCE	10 821	188 909	89 002
ETHIOPIA	6 530	382	179	BELGIUM LUX	410	11 052	5 117
SOMALIA	1 979	286	137	NETHERLANDS	281	7 046	3 287
KENYA	16 696	1 402	638	ITALY	100	20 292	9 349
UGANDA	347	149	74	UNITED KINGDOM	4 654	67 193	30 295
TANZANIA	10 124	635	306	DENMARK	16	1 880	866
MOZAMBIQUE	2 331	250	119	GREECE	2	732	337
MADAGASCAR	1 667	105	49	PORTUGAL	1	367	168
MAURITIUS	5 815	583	264	SPAIN	29	3 040	1 394
ZAMBIA	1 701	146	64	NORWAY	12	2 469	1 175
ZIMBABWE	11 264	1 975	930	SWEDEN	213	42 994	19 222
REP S AFRICA	200 483	24 809	11 486	FINLAND	14	1 644	765
USA	1 095 299	221 463	102 341	SWITZERLAND	49	7 048	3 259
CANADA	168 126	20 978	9 620	AUSTRIA	224	9 229	4 284
MEXICO	37 046	8 874	4 066				
GUATEMALA	13 184	1 036	478				
HONDURAS	13 527	776	357				



## 6 IMPORTS AND EXPORTS (SPECIAL TRADE) BY GROUPS OF THE SITC-REV. 11 AND BY COUNTRIES OF PRODUCTION AND CONSUMPTION 1986

GROUP COUNTRY	DT = 100 KG	1 000 DM	1 000 \$	GROUP COUNTRY	DT = 100 KG	1 000 DM	1 000 \$
YUGOSLAVIA	12	2 747	1 275	NIGERIA	6 292	27 086	12 846
TURKEY		424	194	CAMEROON	814	4 113	1 879
SOVIET UNION	5 717	57 874	27 380	CENT AFR REP	21	159	73
POLAND	1	804	376	GABON	38	251	121
CZECHOSLOVA	4	326	152	CONGO	267	1 498	702
HUNGARY	3	302	140	ZAIRE	951	3 636	1 707
BULGARIA		249	116	RWANDA	302	1 471	663
ALGERIA		121	55	BURUNDI	285	1 307	602
REP S AFRICA	22	856	400	ANGOLA	219	1 106	485
USA	921	105 185	51 219	ETHIOPIA	1 603	5 013	2 330
BRAZIL	16	107	52	KENYA	2 096	6 004	2 751
IRAQ		437	200	UGANDA	72	242	110
IRAN		859	393	TANZANIA	530	2 076	918
ISRAEL	43	321	149	MOZAMBIQUE	266	1 140	510
SAUDI ARABIA	1	164	78	MADAGASCAR	464	1 469	670
KUWAIT		441	202	REUNION	31	108	48
INDIA	17	388	179	MAURITIUS	1 134	4 829	2 244
INDONESIA		104	49	ZAMBIA	148	631	298
SINGAPORE	18	78	35	ZIMBABWE	1 738	6 527	2 958
CHINA		653	308	MALAWI	35	107	48
SOUTH KOREA		342	148	REP S AFRICA	22 205	72 010	33 476
JAPAN	842	110 434	48 449	USA	146 827	340 746	157 473
TAIWAN		198	89	CANADA	31 066	63 214	29 066
AUSTRALIA	3	590	276	MEXICO	1 965	8 104	3 715
				GUATEMALA	1 203	3 646	1 665
531 SYNT DYE,NAT INDGO,LAKES				HONDURAS	348	1 005	461
IMPORTS	280 353	542 284	250 916	EL SALVADOR	596	2 323	1 067
FRANCE	27 191	60 533	27 976	NICARAGUA	81	221	98
BELGIUM LUX	21 478	30 179	13 927	COSTA RICA	269	1 132	528
NETHERLANDS	7 342	9 721	4 470	PANAMA	745	1 760	820
ITALY	27 052	23 060	10 684	CUBA	1 812	4 508	1 984
UNITD KINGDOM	60 077	99 124	45 988	HAITI	34	90	42
DENMARK	5 070	9 035	4 185	DOMINIC REP	409	1 008	475
GREECE	1 177	3 241	1 517	JAMAICA	222	523	239
SPAIN	10 724	6 130	3 755	TRINIDAD TOB	74	212	97
NORWAY	263	163	73	COLOMBIA	5 932	17 573	8 016
SWEDEN	543	280	134	VENEZUELA	4 898	15 737	7 273
FINLAND	125	1 285	597	ECUADOR	2 329	6 636	3 046
SWITZERLAND	79 419	228 874	106 059	PERU	4 180	12 214	5 757
AUSTRIA	281	578	276	BRAZIL	9 755	40 578	19 067
TURKEY	129	166	83	CHILE	3 493	8 802	4 098
SOVIET UNION	210	421	185	BOLIVIA	223	749	347
POLAND	490	708	329	PARAGUAY	366	759	346
CZECHOSLOVA	3 639	6 173	2 887	URUGUAY	2 785	7 431	3 473
EGYPT	199	273	129	ARGENTINA	4 922	16 774	7 803
USA	7 990	16 565	7 598	CYPRUS	408	1 051	492
MEXICO	22	77	35	LEBANON	546	1 047	478
BRAZIL	558	579	273	SYRIA	1 737	3 947	1 855
ISRAEL	159	337	149	IRAQ	1 713	4 377	1 964
INDIA	3 835	8 333	3 751	IRAN	6 496	14 818	6 542
CHINA	1 368	642	296	ISRAEL	7 491	16 363	7 585
SOUTH KOREA	2 642	4 321	1 992	JORDAN	265	495	226
JAPAN	18 147	29 046	13 361	SAUDI ARABIA	557	990	466
HONG KONG	82	225	111	KUWAIT	169	337	152
EXPORTS	1 543 138	3 203 029	1 478 377	ARAB EMIRAT	159	344	161
FRANCE	130 083	211 507	97 389	NORTH YEMEN	76	377	184
BELGIUM LUX	41 933	88 324	40 776	AFGHANISTAN	311	661	311
NETHERLANDS	50 089	83 178	38 397	PAKISTAN	7 989	18 114	8 412
ITALY	195 527	333 293	153 646	INDIA	2 274	8 655	4 032
UNITD KINGDOM	93 875	151 881	69 923	BANGLADESH	2 428	4 402	2 032
IRELAND	9 830	7 657	3 518	SRI LANKA	1 268	2 839	1 306
DENMARK	20 408	40 064	18 527	NEPAL	72	310	152
GREECE	11 978	23 631	10 866	BURMA	41	124	51
PORTUGAL	21 857	55 673	25 477	THAILAND	14 349	31 531	14 556
SPAIN	39 579	99 000	45 570	VIETNAM	12	66	32
ICELAND	274	986	457	INDONESIA	20 598	39 525	18 226
NORWAY	8 827	12 788	5 906	MALAYSIA	4 824	10 239	4 727
SWEDEN	59 477	43 506	20 128	SINGAPORE	5 491	11 180	5 138
FINLAND	67 500	45 203	20 943	PHILIPPINES	4 764	10 007	4 683
SWITZERLAND	72 711	173 556	80 500	CHINA	9 936	36 268	17 444
AUSTRIA	43 380	62 981	29 093	NORTH KOREA	299	179	79
MALTA	43	236	103	SOUTH KOREA	19 743	74 258	34 172
YUGOSLAVIA	15 362	46 325	22 602	JAPAN	62 310	179 377	83 095
TURKEY	33 334	80 064	36 787	TAIWAN	30 528	83 045	38 392
SOVIET UNION	30 324	49 852	22 664	HONG KONG	45 299	129 739	59 733
POLAND	4 979	13 985	6 383	MACAO	125	279	137
CZECHOSLOVA	4 946	17 816	8 255	AUSTRALIA	19 289	38 152	17 707
HUNGARY	11 083	23 739	10 847	NEW ZEALAND	3 990	9 973	4 626
ROMANIA	5 374	19 744	9 197	532 DYES NES,TANNING PRODS			
BULGARIA	5 346	17 738	8 126	IMPORTS	86 199	37 406	17 285
ALBANIA	358	965	453	FRANCE	20 358	5 820	2 675
MOROCCO	4 235	7 736	3 604	BELGIUM LUX	811	1 388	658
ALGERIA	5 137	11 116	5 008	NETHERLANDS	3 261	3 527	1 638
TUNISIA	2 002	5 054	2 350	ITALY	16 638	4 783	2 266
LIBYA	723	1 203	566	UNITD KINGDOM	6 454	2 183	1 010
EGYPT	4 883	15 673	7 269	DENMARK	176	74	35
SUDAN	131	377	179	SPAIN	1 447	2 991	1 358
MAURITANIA	15	83	36	SWITZERLAND	1 301	4 713	2 177
MALI	705	2 082	964	YUGOSLAVIA	2 870	627	285
BURKINA FASO	116	480	210	TURKEY	571	78	36
NIGER	271	1 096	503	CZECHOSLOVA	1 473	416	202
CHAD	31	143	69	ETHIOPIA	1 176	1 068	489
SENEGAL	979	2 806	1 328	REP S AFRICA	1 112	207	99
GAMBIA	10	64	30	USA	394	631	287
GUINEA	86	480	231	MEXICO	203	356	161
LIBERIA	105	533	251	ECUADOR	14	101	47
IVORY COAST	3 499	9 414	4 345	PERU	341	1 845	849
GHANA	1 322	3 488	1 561	BRAZIL	12 134	2 314	1 055
TOGO	273	1 837	811	PARAGUAY	1 289	295	138
BENIN	381	1 751	790	ARGENTINA	12 542	2 831	1 288
				INDIA	2 338	790	355



## 6 IMPORTS AND EXPORTS (SPECIAL TRADE) BY GROUPS OF THE SITC-REV. 11 AND BY COUNTRIES OF PRODUCTION AND CONSUMPTION 1986

GROUP COUNTRY	DT = 100 KG	1 000 DM	1 000 \$	GROUP COUNTRY	DT = 100 KG	1 000 DM	1 000 \$
JAPAN	6	183	90	IRELAND	5 301	5 301	2 467
EXPORTS	1 063 619	245 632	113 304	DENMARK	53 735	29 656	13 551
FRANCE	41 192	8 542	3 950	GREECE	2 266	1 151	533
BELGIUM LUX	14 218	3 335	1 538	PORTUGAL	56	148	67
NETHERLANDS	35 393	8 714	4 027	SPAIN	31 105	13 447	6 280
ITALY	225 118	53 411	24 594	NORWAY	27 500	11 623	5 456
UNTD KINGDOM	16 860	4 885	2 242	SWEDEN	47 434	14 061	6 502
IRELAND	357	98	44	FINLAND	65 046	27 902	12 884
DENMARK	3 007	1 556	720	SWITZERLAND	193 821	100 132	46 325
GREECE	15 726	3 809	1 732	AUSTRIA	360 979	36 978	17 210
PORTUGAL	17 597	4 792	2 199	YUGOSLAVIA	2 247	678	305
SPAIN	16 762	5 068	2 325	TURKEY	50	104	43
NORWAY	2 081	684	319	POLAND	338	128	58
SWEDEN	5 428	1 574	732	CZECHOSLOVA	6 876	1 022	470
FINLAND	8 934	2 262	1 037	HUNGARY	2 046	757	338
SWITZERLAND	10 561	2 616	1 222	USA	93 447	82 108	37 779
AUSTRIA	17 160	3 898	1 803	CANADA	721	657	289
YUGOSLAVIA	18 377	6 132	2 899	ISRAEL	241	181	85
TURKEY	5 956	1 803	841	JAPAN	5 040	12 515	5 796
SOVIET UNION	8 771	1 902	882	HONG KONG	50	129	56
POLAND	7 922	2 161	1 010	EXPORTS	8 619 718	3 572 252	1 654 268
CZECHOSLOVA	2 859	886	406	FRANCE	1 055 241	444 195	205 415
HUNGARY	4 094	1 224	564	BELGIUM LUX	600 359	262 425	121 566
ROMANIA	1 253	341	153	NETHERLANDS	1 050 506	329 142	152 395
BULGARIA	9 202	2 350	1 075	ITALY	530 268	343 386	158 906
ALBANIA	295	85	39	UNTD KINGDOM	369 682	206 862	95 830
MOROCCO	11 516	2 246	1 030	IRELAND	20 079	9 603	4 458
ALGERIA	9 989	2 106	989	DENMARK	161 342	84 019	38 980
TUNISIA	6 958	1 310	597	GREECE	92 238	50 241	23 360
LIBYA	2 404	626	275	PORTUGAL	40 340	24 476	11 373
EGYPT	9 440	1 571	733	SPAIN	148 983	92 627	42 922
SUDAN	2 978	485	237	CANARY IS	2 371	1 894	888
MALI	720	138	63	CEUTA MEL	166	68	30
SENEGAL	510	78	35	ICELAND	7 629	3 950	1 827
NIGERIA	2 126	541	267	NORWAY	65 477	41 925	19 435
CAMEROON	510	111	54	SWEDEN	201 038	129 697	60 191
ZAIRE	561	160	73	FINLAND	80 463	49 533	22 950
ETHIOPIA	9 466	1 650	764	SWITZERLAND	1 604 513	216 459	100 503
SOMALIA	770	224	110	AUSTRIA	495 689	206 835	95 857
KENYA	12 615	2 211	1 023	GIBRALTAR	344	237	111
MOZAMBIQUE	784	221	99	MALTA	1 012	1 312	604
MADAGASCAR	2 169	546	251	YUGOSLAVIA	126 373	78 889	36 799
MAURITIUS	59	90	43	TURKEY	79 137	44 829	20 678
ZIMBABWE	6 657	2 232	1 011	SOVIET UNION	110 776	70 178	32 576
REP S AFRICA	9 243	2 387	1 108	POLAND	31 659	24 751	11 543
USA	26 053	5 349	2 456	CZECHOSLOVA	38 099	33 102	15 409
CANADA	11 862	2 404	1 074	HUNGARY	53 228	38 200	17 556
MEXICO	101	480	215	ROMANIA	30 305	16 244	7 655
GUATEMALA	426	95	45	BULGARIA	21 934	17 861	8 226
HONDURAS	2 504	807	382	ALBANIA	111	202	93
EL SALVADOR	1 130	211	98	MOROCCO	26 933	6 266	2 862
NICARAGUA	920	121	54	ALGERIA	102 753	36 824	16 638
COSTA RICA	3 834	821	377	TUNISIA	15 001	6 562	3 040
PANAMA	4 528	693	320	LIBYA	17 149	8 858	3 960
CUBA	604	159	70	EGYPT	46 612	14 924	6 893
DOMINIC REP	3 612	783	351	SUDAN	227	125	56
JAMAICA	434	66	33	CAPE VERDE	58	65	32
COLOMBIA	1 855	650	302	SENEGAL	661	401	177
VENEZUELA	23 291	4 425	2 084	GUINEA	606	295	138
ECUADOR	1 973	429	188	LIBERIA	2 041	1 025	466
PERU	2 462	901	420	IVORY COAST	2 687	1 998	905
BRAZIL	313	135	64	GHANA	1 480	1 034	480
CHILE	3 290	1 017	462	BENIN	322	180	84
BOLIVIA	1 700	261	121	NIGERIA	15 094	7 362	3 368
PARAGUAY	551	245	116	CAMEROON	702	454	207
URUGUAY	5 303	1 940	915	ZAIRE	3 304	2 140	988
ARGENTINA	915	439	198	RWANDA	409	250	113
LEBANON	1 934	405	180	ANGOLA	1 591	734	319
SYRIA	7 237	1 010	456	ETHIOPIA	1 423	1 179	548
IRAQ	2 398	666	302	KENYA	5 379	2 239	1 060
IRAN	1 559	426	185	TANZANIA	2 225	944	454
ISRAEL	2 701	903	412	MOZAMBIQUE	390	302	140
JORDAN	775	149	68	MADAGASCAR	2 039	420	200
SAUDI ARABIA	670	102	45	REUNION	133	142	64
AFGHANISTAN	1 598	480	209	MAURITIUS	209	237	112
PAKISTAN	52 564	11 657	5 386	ZIMBABWE	481	667	309
INDIA	11 575	2 923	1 345	REP S AFRICA	33 475	18 839	8 722
BANGLADESH	14 663	2 876	1 348	USA	426 108	192 785	89 032
SRI LANKA	1 529	310	142	CANADA	63 120	24 866	11 507
NEPAL	534	84	37	MEXICO	1 991	2 796	1 284
THAILAND	11 184	2 366	1 102	GUATEMALA	1 807	1 683	798
INDONESIA	13 796	1 954	887	HONDURAS	533	727	338
MALAYSIA	4 556	754	335	EL SALVADOR	995	864	410
PHILIPPINES	4 634	769	351	NICARAGUA	100	94	44
MONGOLIA	681	189	83	COSTA RICA	1 769	1 953	913
CHINA	344	135	61	PANAMA	1 271	1 165	534
SOUTH KOREA	59 628	11 324	5 205	CUBA	2 373	2 366	1 046
JAPAN	49 613	16 482	7 607	HAITI	495	217	100
TAIWAN	93 570	16 432	7 554	DOMINIC REP	1 491	823	380
HONG KONG	15 544	3 250	1 516	GUADELOUPE	124	167	78
AUSTRALIA	16 302	3 551	1 651	MARTINIQUE	363	388	175
NEW ZEALAND	15 746	2 448	1 144	JAMAICA	455	466	215
533 PIGMENTS, PAINTS, ETC				BARBADOS	591	489	223
IMPORTS	2 684 393	1 180 684	546 071	TRINIDAD TOB	146	161	70
FRANCE	451 908	207 243	96 022	NETH ANTILL	147	195	92
BELGIUM LUX	511 399	223 776	103 366	COLOMBIA	7 432	4 728	2 181
NETHERLANDS	475 634	226 449	104 825	VENEZUELA	24 014	10 295	4 750
ITALY	100 279	44 083	20 481	SURINAME	353	229	101
UNTD KINGDOM	246 383	140 240	64 785	ECUADOR	7 349	4 870	2 251
				PERU	11 204	6 583	3 094
				BRAZIL	53 359	27 041	12 646
				CHILE	9 670	6 336	2 942



## 6 IMPORTS AND EXPORTS (SPECIAL TRADE) BY GROUPS OF THE SITC-REV. II AND BY COUNTRIES OF PRODUCTION AND CONSUMPTION 1986

GROUP COUNTRY	DT = 100 KG	1 000 DM	1 000 \$	GROUP COUNTRY	DT = 100 KG	1 000 DM	1 000 \$
BOLIVIA	498	413	196	UNTD KINGDOM	83 042	497 433	229 545
PARAGUAY	118	83	40	IRELAND	13 168	48 100	22 258
URUGUAY	6 103	3 326	1 514	DENMARK	28 265	129 272	59 912
ARGENTINA	20 778	10 743	5 065	GREECE	11 288	63 965	29 411
CYPRUS	1 807	1 299	604	PORTUGAL	9 298	76 000	35 087
LEBANON	5 507	2 382	1 083	SPAIN	29 585	148 519	68 090
SYRIA	12 992	4 111	1 889	CANARY IS	104	493	226
IRAQ	46 175	17 079	7 574	ICELAND	551	2 147	1 007
IRAN	7 984	5 968	2 706	NORWAY	5 667	43 835	20 208
ISRAEL	46 483	27 247	12 640	SWEDEN	21 117	180 690	84 102
JORDAN	8 452	4 031	1 851	FINLAND	10 158	68 044	31 503
SAUDI ARABIA	140 217	22 582	10 298	SWITZERLAND	65 227	509 121	236 100
KUWAIT	11 223	3 810	1 772	AUSTRIA	66 891	470 007	217 096
BAHRAIN	1 247	1 089	512	ANDORRA	55	521	234
QATAR	1 911	1 185	551	VATICAN CITY		167	77
ARAB EMIRAT	10 136	4 549	2 079	MALTA	976	4 951	2 283
OMAN	1 386	731	325	YUGOSLAVIA	8 195	69 127	32 335
NORTH YEMEN	3 864	1 261	562	TURKEY	4 806	50 149	23 155
SOUTH YEMEN	185	228	102	SOVIET UNION	2 322	9 058	4 151
AFGHANISTAN	320	197	91	POLAND	21 744	93 345	42 871
PAKISTAN	17 882	7 626	3 549	CZECHOSLOVA	1 424	18 331	8 525
INDIA	25 093	11 962	5 651	HUNGARY	3 732	29 364	13 416
BANGLADESH	1 910	970	447	ROMANIA	3 441	17 519	8 040
SRI LANKA	9 015	2 541	1 188	BULGARIA	9 527	26 306	12 156
NEPAL	270	101	47	ALBANIA	25	165	73
BURMA	502	785	353	MOROCCO	623	4 327	1 994
THAILAND	19 187	11 037	5 127	ALGERIA	5 028	18 210	8 438
INDONESIA	26 966	13 286	6 180	TUNISIA	876	2 909	1 334
MALAYSIA	9 097	4 704	2 191	LIBYA	2 474	7 988	3 831
BRUNEI	117	112	49	EGYPT	8 274	75 199	34 922
SINGAPORE	16 944	13 078	6 114	SUDAN	3 317	17 188	7 872
PHILIPPINES	10 066	4 481	2 082	MALI	62	169	76
CHINA	7 040	5 107	2 373	BURKINA FASO	220	726	346
NORTH KOREA	386	236	114	NIGER	31	167	81
SOUTH KOREA	25 020	21 532	10 107	CHAD	242	745	345
JAPAN	73 009	56 537	26 101	CAPE VERDE	12	65	30
TAIWAN	51 993	33 475	15 664	SENEGAL	64	222	107
HONG KONG	16 096	15 430	7 222	GAMBIA	40	134	61
AUSTRALIA	47 110	21 810	10 132	GUIN BISSAU	13	124	56
PAPUA NEW G	102	83	38	GUINEA	73	368	172
NEW ZEALAND	8 516	3 849	1 801	SIERRA LEONE	119	601	282
FR POLYNESIA	859	526	245	LIBERIA	635	1 621	738
				IVORY COAST	1 453	8 256	3 718
541 MEDICINAL ETC PRODUCTS				GHANA	969	3 951	1 831
IMPORTS	624 863	4 034 437	1 862 555	TOGO	163	366	172
FRANCE	132 623	557 639	257 123	BENIN	129	512	236
BELGIUM LUX	44 484	278 293	128 691	NIGERIA	7 677	28 343	12 741
NETHERLANDS	38 811	290 839	133 922	CAMEROON	380	1 259	603
ITALY	94 857	259 190	119 655	CENT AFR REP	29	139	61
UNTD KINGDOM	46 659	361 622	167 601	GABON	251	461	211
IRELAND	18 764	57 383	26 292	CONGO	134	230	105
DENMARK	11 960	109 529	50 499	ZAIRE	1 736	5 083	2 358
GREECE	3 735	1 594	747	RWANDA	378	1 592	737
PORTUGAL	1 725	9 386	4 354	BURUNDI	300	1 513	689
SPAIN	8 272	62 105	38 193	ANGOLA	262	1 886	853
CANARY IS	68	489	224	ETHIOPIA	2 555	15 977	7 419
NORWAY	2 169	34 273	15 616	DJIBOUTI	42	128	60
SWEDEN	14 573	198 217	92 006	SOMALIA	287	936	439
FINLAND	969	16 400	7 569	KENYA	2 885	12 150	5 597
SWITZERLAND	63 033	796 566	370 258	UGANDA	741	3 850	1 794
AUSTRIA	41 059	217 788	99 874	TANZANIA	3 619	12 419	5 801
MALTA	463	1 816	844	SEYCHELLES	20	154	70
YUGOSLAVIA	8 043	18 077	8 387	MOZAMBIQUE	1 745	6 085	2 822
TURKEY	378	6 316	2 888	MADAGASCAR	418	2 440	1 053
SOVIET UNION	1 165	10 247	4 706	MAURITIUS	299	1 781	829
POLAND	126	793	369	ZAMBIA	101	1 342	611
CZECHOSLOVA	543	12 479	5 634	ZIMBABWE	423	2 771	1 267
HUNGARY	276	1 730	785	MALAWI	191	1 157	523
ROMANIA	1 965	3 912	1 769	REP S AFRICA	8 249	73 591	34 018
BULGARIA	553	3 176	1 464	BOTSWANA	31	123	57
ZAIRE	1 275	15 683	6 996	SWAZILAND	5	96	42
REP S AFRICA	379	4 047	1 850	LESOTHO	12	146	70
USA	36 584	403 974	185 317	USA	92 101	494 788	229 128
CANADA	225	6 700	3 029	CANADA	10 970	82 375	37 764
MEXICO	145	6 387	2 851	MEXICO	12 414	41 182	18 925
BERMUDA	4	169	71	GUATEMALA	1 097	6 721	3 086
PANAMA	255	533	238	HONDURAS	904	5 251	2 433
BAHAMAS		7 194	3 285	EL SALVADOR	1 164	7 997	3 622
ECUADOR	10	595	280	NICARAGUA	577	3 048	1 393
PERU	6	552	246	COSTA RICA	727	3 385	1 589
BRAZIL	3 928	41 127	19 117	PANAMA	2 054	27 298	12 521
ARGENTINA	408	9 434	4 258	CUBA	1 127	5 908	2 594
ISRAEL	609	4 286	1 982	HAITI	433	1 751	812
INDIA	753	1 729	791	BAHAMAS	32	197	90
THAILAND	72	172	86	WEST INDIES	63	67	34
INDONESIA	489	7 622	3 554	DOMINIC REP	942	4 567	2 085
MALAYSIA	332	2 012	927	JAMAICA	152	716	323
SINGAPORE	130	558	263	BARBADOS	563	542	255
CHINA	21 876	69 684	31 520	TRINIDAD TOB	503	1 010	475
SOUTH KOREA	773	8 542	4 033	NETH ANTILL	265	1 153	535
JAPAN	15 289	97 282	44 921	COLOMBIA	2 091	26 614	12 185
TAIWAN	3 437	12 938	5 902	VENEZUELA	3 013	22 135	10 280
HONG KONG	83	480	219	SURINAME	134	295	140
AUSTRALIA	457	2 274	1 075	ECUADOR	3 454	29 101	13 389
NEW ZEALAND	33	463	215	PERU	2 338	25 844	12 214
EXPORTS	1 166 970	7 111 208	3 286 929	BRAZIL	12 333	61 388	28 831
FRANCE	80 595	341 190	157 447	CHILE	2 005	10 332	4 779
BELGIUM LUX	64 910	392 375	181 541	BOLIVIA	500	2 728	1 249
NETHERLANDS	63 449	327 815	152 103	PARAGUAY	447	2 426	1 145
ITALY	101 766	730 235	335 542	URUGUAY	831	8 985	4 132
				ARGENTINA	7 212	36 846	17 047
				CYPRUS	1 561	7 145	3 304
				LEBANON	2 462	26 484	12 193
				SYRIA	9 221	24 448	11 276



## 6 IMPORTS AND EXPORTS (SPECIAL TRADE) BY GROUPS OF THE SITC-REV. 11 AND BY COUNTRIES OF PRODUCTION AND CONSUMPTION 1986

GROUP COUNTRY	DT = 100 KG	1 000 DM	1 000 \$	GROUP COUNTRY	DT = 100 KG	1 000 DM	1 000 \$
IRAQ	13 121	37 416	16 912	TURKEY	1 458	3 819	1 775
IRAN	10 823	62 766	29 718	SOVIET UNION	975	11 711	5 463
ISRAEL	3 302	29 334	13 705	POLAND	2 093	6 344	2 998
JORDAN	3 479	13 535	6 201	CZECHOSLOVA	317	2 498	1 169
SAUDI ARABIA	14 877	79 752	36 454	HUNGARY	2 694	6 669	3 065
KUWAIT	1 845	16 046	7 480	ROMANIA	86	400	193
BAHRAIN	556	2 899	1 324	BULGARIA	327	742	342
QATAR	561	2 442	1 113	MOROCCO	272	488	224
ARAB EMIRAT	4 678	15 419	7 109	ALGERIA	2 024	2 839	1 281
OMAN	928	3 898	1 790	TUNISIA	166	778	362
NORTH YEMEN	1 844	8 704	4 001	EGYPT	1 211	3 043	1 386
SOUTH YEMEN	515	2 921	1 377	SUDAN	431	1 405	660
AFGHANISTAN	856	3 003	1 390	MAURITANIA	29	74	35
PAKISTAN	7 917	41 537	19 155	MALI	48	128	59
INDIA	3 445	23 848	10 997	BURKINA FASO	23	93	43
BANGLADESH	2 192	13 245	6 165	SENEGAL	57	114	52
SRI LANKA	1 271	6 082	2 751	GAMBIA	14	67	30
NEPAL	60	270	129	SIERRA LEONE	25	71	36
BURMA	543	4 577	2 083	LIBERIA	137	126	53
THAILAND	9 064	40 111	18 509	IVORY COAST	122	555	256
VIETNAM	280	986	462	GHANA	20	88	37
INDONESIA	2 703	31 883	14 751	NIGERIA	1 924	5 693	2 685
MALAYSIA	11 454	23 510	10 916	CAMEROON	34	105	47
SINGAPORE	4 245	16 279	7 576	ZAIRE	145	388	176
PHILIPPINES	3 346	21 933	10 089	RWANDA	51	294	139
CHINA	11 801	19 197	8 901	BURUNDI	46	180	76
NORTH KOREA	66	209	90	ETHIOPIA	351	247	114
SOUTH KOREA	3 768	26 072	12 008	SOMALIA	22	140	63
JAPAN	62 504	665 155	308 971	KENYA	328	883	417
TAIWAN	6 763	47 321	21 862	TANZANIA	67	404	172
HONG KONG	14 257	55 333	25 476	MAURITIUS	31	423	193
MACAO	47	181	84	REP S AFRICA	3 064	8 171	3 754
AUSTRALIA	15 724	122 759	56 822	USA	12 358	14 441	6 597
PAPUA NEW G	124	569	251	CANADA	904	803	377
NEW ZEALAND	3 246	30 716	14 140	MEXICO	252	1 249	574
FIJI	30	142	66	GUATEMALA	174	1 047	487
				HONDURAS	291	601	282
				EL SALVADOR	125	677	311
				COSTA RICA	412	1 438	656
				PANAMA	57	131	60
				HAITI	18	82	39
				DOMINIC REP	291	707	324
				JAMAICA	37	131	59
				BARBADOS	22	65	30
				TRINIDAD TOB	12	86	40
				NETH ANTILL	63	157	70
				COLOMBIA	575	2 386	1 085
				VENEZUELA	3 245	9 199	4 243
				ECUADOR	848	3 157	1 447
				PERU	641	4 291	1 990
				BRAZIL	372	1 566	735
				CHILE	988	3 585	1 650
				BOLIVIA	43	255	120
				PARAGUAY	100	164	76
				URUGUAY	55	324	148
				ARGENTINA	271	1 585	740
				CYPRUS	195	718	332
				LEBANON	143	668	311
				SYRIA	777	2 687	1 268
				IRAQ	143	1 866	819
				IRAN	796	1 681	755
				ISRAEL	1 066	3 560	1 650
				JORDAN	165	361	167
				SAUDI ARABIA	469	2 180	1 012
				KUWAIT	53	160	72
				ARAB EMIRAT	83	298	136
				OMAN	18	74	35
				NORTH YEMEN	377	1 023	478
				AFGHANISTAN	27	73	34
				PAKISTAN	390	1 394	637
				INDIA	561	1 565	712
				BANGLADESH	238	645	293
				SRI LANKA	160	624	287
				THAILAND	397	1 665	776
				INDONESIA	5 929	23 280	10 702
				MALAYSIA	271	862	408
				SINGAPORE	533	1 170	534
				PHILIPPINES	430	1 137	526
				CHINA	122	709	334
				SOUTH KOREA	1 400	6 400	2 984
				JAPAN	3 076	9 285	4 300
				TAIWAN	665	2 323	1 079
				HONG KONG	2 023	6 564	3 025
				AUSTRALIA	1 481	5 513	2 533
				NEW ZEALAND	136	614	280
551 ESSENTL OIL, PERFUME ETC				553 PERFUMERY, COSMETICS, ETC			
IMPORTS	183 972	380 368	174 698	IMPORTS	503 292	937 025	433 673
FRANCE	26 794	93 775	42 943	FRANCE	173 590	516 156	238 756
BELGIUM LUX	3 789	7 420	3 386	BELGIUM LUX	69 551	63 764	29 435
NETHERLANDS	19 580	48 926	22 550	NETHERLANDS	44 052	45 877	21 255
ITALY	15 203	11 953	5 508	ITALY	50 436	56 899	26 320
UNTD KINGDOM	20 856	39 780	18 371	UNTD KINGDOM	71 603	111 778	52 001
IRELAND	3 358	12 762	5 860	IRELAND	21 142	23 441	10 819
DENMARK	193	794	373	DENMARK	2 176	4 410	2 047
GREECE	425	792	349	GREECE	682	677	317
PORTUGAL	340	450	209	SPAIN	3 878	8 036	3 731
SPAIN	2 356	5 065	2 326	SWEDEN	1 342	2 429	1 111
SWEDEN	4 512	1 556	718	FINLAND	113	258	112
SWITZERLAND	17 243	91 059	41 799	SWITZERLAND	34 124	62 585	28 968
AUSTRIA	3 602	3 398	1 581	AUSTRIA	15 204	10 251	4 769
YUGOSLAVIA	1 704	2 107	954	MALTA	828	620	290
TURKEY	37	119	57				
SOVIET UNION	157	1 376	614				
POLAND	8 982	1 641	781				
HUNGARY	133	608	282				
ROMANIA	23	155	75				
BULGARIA	115	635	293				
MOROCCO	174	1 315	629				
TUNISIA	67	239	112				
EGYPT	31	901	413				
MADAGASCAR	353	279	131				
REP S AFRICA	298	518	238				
USA	11 674	21 190	9 750				
CANADA	277	506	238				
MEXICO	162	886	411				
GUATEMALA	4	104	48				
HAITI	36	452	201				
BRAZIL	27 657	8 041	3 640				
PARAGUAY	361	816	373				
ARGENTINA	503	1 055	483				
ISRAEL	1 722	972	448				
INDIA	340	2 461	1 123				
SRI LANKA	112	437	197				
INDONESIA	1 121	2 935	1 314				
SINGAPORE	47	232	104				
CHINA	8 875	10 474	4 811				
NORTH KOREA	159	190	91				
JAPAN	193	984	460				
HONG KONG	60	225	96				
AUSTRALIA	62	295	133				
EXPORTS	147 899	406 098	187 230				
FRANCE	7 251	21 519	9 890				
BELGIUM LUX	6 441	14 682	6 726				
NETHERLANDS	7 743	18 997	8 767				
ITALY	14 335	37 523	17 161				
UNTD KINGDOM	17 740	35 469	16 376				
IRELAND	440	817	357				
DENMARK	2 869	5 399	2 487				
GREECE	2 438	5 141	2 401				
PORTUGAL	738	2 095	962				
SPAIN	6 801	19 566	8 989				
NORWAY	649	2 083	970				
SWEDEN	1 143	4 391	2 017				
FINLAND	801	4 330	1 983				
SWITZERLAND	6 168	18 658	8 619				
AUSTRIA	6 575	18 855	8 689				
MALTA	174	614	281				
YUGOSLAVIA	2 399	8 947	4 207				



## 6 IMPORTS AND EXPORTS (SPECIAL TRADE) BY GROUPS OF THE SITC-REV. 11 AND BY COUNTRIES OF PRODUCTION AND CONSUMPTION 1986

GROUP COUNTRY	DT * 100 KG	1 000 DM	1 000 \$	GROUP COUNTRY	DT * 100 KG	1 000 DM	1 000 \$
YUGOSLAVIA	1 955	899	413	THAILAND	657	915	428
SOVIET UNION	23	86	39	INDONESIA	68	127	55
CZECHOSLOVA	109	85	38	MALAYSIA	2 459	3 236	1 491
HUNGARY	1 145	1 378	627	SINGAPORE	4 262	5 411	2 535
USA	7 839	16 452	7 619	PHILIPPINES	227	177	80
CANADA	115	85	41	CHINA	5	91	42
ISRAEL	43	215	92	SOUTH KOREA	185	1 005	467
INDIA	156	239	109	JAPAN	17 956	26 071	12 100
SINGAPORE	32	94	43	TAIWAN	664	1 121	526
CHINA	500	347	164	HONG KONG	9 203	11 112	5 178
SOUTH KOREA	100	250	113	AUSTRALIA	6 204	11 571	5 358
JAPAN	1 393	8 187	3 739	NEW ZEALAND	110	376	174
TAIWAN	566	949	440	NEW CALEDON	55	81	38
HONG KONG	36	91	42	FIJI	38	134	64
EXPORTS	913 381	1 095 179	506 752	554 SOAPS, CLEANING ETC PREPS			
FRANCE	82 453	100 197	45 976	IMPORTS	2 222 006	517 897	238 960
BELGIUM LUX	106 645	72 116	33 435	FRANCE	277 882	74 034	33 866
NETHERLANDS	116 437	113 612	52 494	BELGIUM LUX	544 075	104 322	48 274
ITALY	62 077	91 816	42 369	NETHERLANDS	482 453	86 251	39 698
UNTD KINGDOM	88 413	101 622	47 090	ITALY	67 194	20 374	9 503
IRELAND	1 543	2 485	1 143	UNTD KINGDOM	160 207	58 474	26 932
DENMARK	25 694	24 958	11 603	IRELAND	5 664	7 106	3 325
GREECE	3 025	4 865	2 243	DENMARK	66 760	9 955	4 631
PORTUGAL	5 032	3 969	1 873	GREECE	273	148	64
SPAIN	5 114	7 018	3 230	PORTUGAL	264	90	42
CANARY IS	521	796	357	SPAIN	17 473	6 836	3 165
ICELAND	1 521	2 371	1 109	NORWAY	29 620	5 935	2 667
NORWAY	15 410	20 848	9 581	SWEDEN	20 719	5 761	2 646
SWEDEN	31 341	31 818	14 741	FINLAND	490	169	78
FINLAND	12 642	17 297	7 982	SWITZERLAND	259 855	66 336	30 610
SWITZERLAND	70 154	104 734	48 524	AUSTRIA	79 407	16 702	7 782
AUSTRIA	82 154	103 994	48 218	YUGOSLAVIA	120 917	13 510	6 367
GIBRALTAR	89	139	64	TURKEY	2 397	214	101
MALTA	1 901	1 975	916	POLAND	1 643	319	147
YUGOSLAVIA	310	964	447	CZECHOSLOVA	13 730	1 869	859
TURKEY	2 140	3 744	1 718	HUNGARY	8 417	1 969	937
SOVIET UNION	4 768	1 437	706	ROMANIA	4 010	294	131
POLAND	4 422	6 401	3 001	BULGARIA	2 185	451	209
CZECHOSLOVA	4 730	4 692	2 172	SENEGAL	311	165	79
HUNGARY	9 850	6 984	4 114	USA	51 261	32 302	14 860
ROMANIA	159	345	167	CANADA	2 918	2 409	1 119
BULGARIA	696	1 476	710	JAPAN	1 220	1 523	698
ALGERIA	104	248	107	HONG KONG	79	109	51
TUNISIA	281	166	71	EXPORTS	6 394 977	1 833 456	846 617
EGYPT	1 139	1 011	491	FRANCE	1 057 389	269 185	124 314
SUDAN	252	235	113	BELGIUM LUX	764 496	173 376	80 025
CHAD	43	125	59	NETHERLANDS	706 883	154 758	71 412
LIBERIA	35	177	86	ITALY	478 279	156 595	72 126
IVORY COAST	143	381	176	UNTD KINGDOM	248 784	86 259	40 146
TOGO	96	142	63	IRELAND	15 379	4 780	2 237
BENIN	191	726	336	DENMARK	175 672	45 519	21 191
NIGERIA	621	664	295	GREECE	65 231	21 227	9 741
RWANDA	42	62	31	PORTUGAL	37 695	15 072	6 942
ANGOLA	282	140	64	SPAIN	67 642	24 218	11 196
DJIBOUTI	78	132	65	CANARY IS	261	190	86
SOMALIA	34	81	38	CEUTA MEL	357	211	98
KENYA	171	106	46	ICELAND	6 837	2 466	1 139
REUNION	73	75	34	NORWAY	31 563	14 316	6 642
MAURITIUS	54	96	41	SWEDEN	118 552	34 441	15 949
REP S AFRICA	2 496	4 508	2 085	FINLAND	78 447	23 931	11 086
USA	39 113	87 971	40 828	SWITZERLAND	432 097	123 703	57 224
CANADA	8 955	17 863	8 318	AUSTRIA	494 076	130 472	60 144
MEXICO	35	221	103	MALTA	6 067	1 342	626
BERMUDA	140	128	58	YUGOSLAVIA	119 456	37 761	17 714
HONDURAS	93	221	101	TURKEY	32 891	10 627	4 875
EL SALVADOR	39	80	36	SOVIET UNION	166 307	60 450	27 367
PANAMA	843	1 353	611	POLAND	31 464	9 020	4 164
CUBA	506	186	83	CZECHOSLOVA	53 327	19 801	9 218
HAITI	180	221	103	HUNGARY	96 646	19 874	9 071
BAHAMAS	85	135	63	ROMANIA	6 749	2 654	1 187
DOMINIC REP	214	343	157	BULGARIA	58 609	19 995	9 159
AM VIRGIN IS	36	68	33	ALBANIA	2 543	703	320
GUADELOUPE	118	155	69	MOROCCO	8 332	2 665	1 234
BARBADOS	70	115	55	ALGERIA	25 292	6 535	2 964
TRINIDAD TOB	114	172	80	TUNISIA	7 997	2 791	1 306
NETH ANTILL	427	894	406	LIBYA	64 341	19 224	9 217
COLOMBIA	93	131	59	EGYPT	24 686	8 058	3 690
VENEZUELA	94	282	121	SUDAN	389	241	113
ECUADOR	29	115	51	MAURITANIA	357	98	45
PERU	157	454	211	MALI	556	144	64
BRAZIL	107	591	265	BURKINA FASO	226	87	38
CHILE	594	2 013	954	NIGER	716	266	120
BOLIVIA	208	317	148	SENEGAL	1 199	480	223
PARAGUAY	1 352	1 413	641	GUINEA	532	308	145
URUGUAY	108	290	138	LIBERIA	5 487	2 153	998
ARGENTINA	20	93	47	IVORY COAST	2 963	1 222	572
CYPRUS	671	1 084	497	GHANA	650	372	172
LEBANON	2 962	2 663	1 242	TOGO	1 050	414	194
SYRIA	657	1 082	509	BENIN	1 103	522	239
IRAQ	662	601	268	NIGERIA	7 524	4 519	2 134
ISRAEL	1 178	2 339	1 092	CAMEROON	5 559	1 648	775
JORDAN	3 398	3 536	1 644	GABON	835	306	143
SAUDI ARABIA	37 877	35 309	16 363	CONGO	388	205	89
KUWAIT	8 319	9 306	4 289	ZAIRE	4 211	1 627	747
BAHRAIN	1 594	2 069	955	RWANDA	2 398	762	341
QATAR	1 140	1 416	650	ANGOLA	1 491	597	259
ARAB EMIRAT	9 397	10 151	4 646	ETHIOPIA	3 699	753	359
OMAN	1 659	1 646	760	SOMALIA	1 715	400	184
NORTH YEMEN	21	74	34	KENYA	6 057	1 842	839
AFGHANISTAN	1 760	1 524	712				
INDIA	44	179	80				
SRI LANKA	130	184	83				



## 6 IMPORTS AND EXPORTS (SPECIAL TRADE) BY GROUPS OF THE SITC-REV. 11 AND BY COUNTRIES OF PRODUCTION AND CONSUMPTION 1986

GROUP COUNTRY	DT = 100 KG	1 000 DM	1 000 \$	GROUP COUNTRY	DT = 100 KG	1 000 DM	1 000 \$
TANZANIA	3 478	1 273	629	MALAYSIA	147 048	3 096	1 552
SEYCHELLES	297	73	32				
MOZAMBIQUE	825	365	162				
MADAGASCAR	357	137	63	EXPORTS	46 732 745	1 308 657	599 190
REUNION	372	99	49				
MAURITIUS	960	531	245	FRANCE	3 114 255	106 526	48 718
ZAMBIA	337	143	66	BELGIUM LUX	12 397 868	307 053	140 832
ZIMBABWE	1 092	627	280	NETHERLANDS	4 554 137	120 799	55 515
REP S AFRICA	32 841	15 379	7 115	ITALY	2 353 026	106 293	48 326
USA	65 423	35 069	16 173	UNTD KINGDOM	1 389 879	33 458	15 252
CANADA	17 832	8 300	3 794	IRELAND	2 733 493	71 835	32 617
MEXICO	5 263	2 139	979	DENMARK	1 693 442	65 586	29 720
GUATEMALA	3 103	1 075	494	GREECE	554 041	23 666	10 720
HONDURAS	652	334	156	PORTUGAL	13 241	836	387
EL SALVADOR	2 787	956	448	SPAIN	1 307 197	24 726	11 725
NICARAGUA	224	65	31	CANARY IS	20 750	381	189
COSTA RICA	3 314	1 243	577	ICELAND	4 226	194	87
PANAMA	663	314	143	NORWAY	271 149	9 864	4 507
CUBA	4 015	1 663	733	SWEDEN	1 778 767	56 721	25 907
HAITI	520	261	125	FINLAND	174 050	4 433	2 074
DOMINIC REP	3 475	722	327	SWITZERLAND	751 070	28 101	12 922
JAMAICA	523	260	117	AUSTRIA	2 254 455	72 065	32 844
BARBADOS	386	171	76	MALTA	2 016	95	43
TRINIDAD TOB	1 080	353	161	YUGOSLAVIA	2 765	455	207
NETH ANTILL	82	74	33	TURKEY	356 226	10 955	4 919
COLOMBIA	9 816	3 917	1 778	POLAND	300 836	11 986	5 479
VENEZUELA	6 612	3 067	1 429	CZECHOSLOVA	12 076	852	380
ECUADOR	5 786	2 188	987	HUNGARY	154 957	6 295	2 860
PERU	19 215	6 816	3 177	MOROCCO	711	142	65
BRAZIL	14 137	8 041	3 771	ALGERIA	1 294	105	48
CHILE	18 948	7 110	3 301	LIBYA	109 892	1 146	511
BOLIVIA	911	434	196	EGYPT	308 940	10 256	5 086
PARAGUAY	1 754	588	272	SUDAN	1 858	86	40
URUGUAY	8 762	2 953	1 364	MALI	3 422	214	99
ARGENTINA	16 744	6 501	3 041	CHAD	2 818	86	36
CYPRUS	5 829	2 006	937	SENEGAL	15 113	247	102
LEBANON	14 182	3 966	1 841	SIERRA LEONE	16 360	512	236
SYRIA	19 291	3 698	1 683	LIBERIA	4 933	130	58
IRAQ	10 884	5 614	2 553	GHANA	1 541	86	38
IRAN	47 287	12 966	5 800	TOGO	36 002	1 255	514
ISRAEL	48 624	14 931	6 962	BENIN	15 000	665	272
JORDAN	5 706	1 613	744	NIGERIA	5 121	195	88
SAUDI ARABIA	38 503	13 690	6 261	CAMEROON	9 196	257	110
KUWAIT	9 593	3 355	1 565	GABON	3 502	178	76
BAHRAIN	1 523	654	303	ZAIRE	52 178	1 481	698
QATAR	933	429	192	RWANDA	13 256	301	147
ARAB EMIRAT	12 709	4 918	2 255	ANGOLA	3 646	166	71
OMAN	2 025	905	421	ETHIOPIA	30 015	726	365
NORTH YEMEN	4 514	885	402	KENYA	58 870	2 135	971
SOUTH YEMEN	269	76	35	REUNION	305	95	44
AFGHANISTAN	1 251	547	256	ZIMBABWE	215 635	4 481	2 104
PAKISTAN	11 788	4 125	1 878	MALAWI	58 500	682	306
INDIA	17 160	4 143	1 896	REP S AFRICA	385 053	7 878	3 700
BANGLADESH	2 737	891	409	USA	602 130	20 722	9 317
SRI LANKA	1 922	854	397	CANADA	18 900	879	415
THAILAND	15 504	5 430	2 511	GUATEMALA	132 888	2 268	1 001
INDONESIA	23 932	10 632	4 978	HONDURAS	119 173	2 705	1 236
MALAYSIA	10 099	3 211	1 473	EL SALVADOR	114 451	1 373	618
SINGAPORE	13 236	4 747	2 206	NICARAGUA	552	343	166
PHILIPPINES	16 370	3 305	1 527	COSTA RICA	29 287	1 165	534
CHINA	10 484	3 131	1 380	PANAMA	61 867	1 425	629
NORTH KOREA	304	112	56	CUBA	318	94	41
SOUTH KOREA	40 567	14 663	6 748	DOMINIC REP	21 162	585	272
JAPAN	96 720	26 006	11 997	BARBADOS	1 697	72	36
TAIWAN	37 487	14 107	6 527	TRINIDAD TOB	19 601	796	371
HONG KONG	48 607	16 138	7 484	COLOMBIA	3 302	1 296	604
AUSTRALIA	22 016	11 751	5 463	VENEZUELA	893	240	115
NEW ZEALAND	14 998	4 710	2 171	GUYANA	30 000	453	200
				ECUADOR	25 208	1 389	634
				PERU	739	274	130
				BRAZIL	1 770 604	23 593	10 873
				CHILE	8 194	441	202
				BOLIVIA	15 026	702	307
				PARAGUAY	5 723	164	79
				URUGUAY	55 321	1 053	485
				ARGENTINA	31 636	1 149	538
				CYPRUS	2 042	215	99
				LEBANON	26 611	922	389
				SYRIA	458	346	153
				IRAQ	1 117	128	54
				IRAN	5 011	149	63
				ISRAEL	4 764	314	146
				JORDAN	1 216	281	127
				SAUDI ARABIA	41 101	2 851	1 354
				KUWAIT	3 541	246	111
				ARAB EMIRAT	26 273	991	459
				OMAN	51 732	2 081	967
				PAKISTAN	317 289	17 388	7 453
				INDIA	2 875 830	46 176	21 451
				SRI LANKA	6 401	400	185
				NEPAL	2 730	294	142
				THAILAND	35 369	1 761	802
				INDONESIA	89 141	4 774	2 261
				MALAYSIA	741 309	18 155	8 226
				SINGAPORE	193 602	5 680	2 643
				PHILIPPINES	1 642	165	76
				CHINA	150 001	5 260	2 442
				SOUTH KOREA	675	134	61
				JAPAN	1 400 894	32 596	15 275
				TAIWAN	9 583	1 010	455
				HONG KONG	31 663	1 185	544
				AUSTRALIA	50 270	2 987	1 404
				PAPUA NEW G	21 464	737	342
				NEW ZEALAND	18 528	958	447

## 562 FERTILIZERS MANUFACTURED

IMPORTS	44 621 564	1 275 700	582 446
FRANCE	3 202 654	88 136	40 529
BELGIUM LUX	9 824 983	228 535	105 444
NETHERLANDS	10 203 054	305 447	140 053
ITALY	2 130 786	61 254	28 122
UNTD KINGDOM	364 852	11 083	5 144
IRELAND	347 326	10 087	4 489
DENMARK	1 549 728	38 058	17 779
PORTUGAL	695 801	19 750	8 857
SPAIN	902 613	22 404	10 189
NORWAY	191 256	7 305	3 372
SWEDEN	276 418	10 208	4 466
SWITZERLAND	33 452	2 945	1 348
AUSTRIA	4 162 923	136 792	63 339
YUGOSLAVIA	1 515 101	51 700	22 300
TURKEY	405 274	13 570	6 174
SOVIET UNION	119 065	2 315	1 098
POLAND	479 920	12 114	5 694
CZECHOSLOVA	611 012	12 637	5 828
HUNGARY	1 527 514	43 950	20 408
ROMANIA	1 877 277	47 591	21 441
BULGARIA	72 741	1 577	734
MOROCCO	136 342	4 384	2 018
TUNISIA	128 810	5 171	2 337
LIBYA	555 772	10 201	4 858
REP S AFRICA	444 522	11 856	5 279
USA	2 051 688	92 591	40 129
CANADA	108 935	2 365	1 162
TRINIDAD TOB	249 204	6 719	3 102
IRAQ	110 429	3 466	1 616
JORDAN	45 188	2 211	989
KUWAIT	144 748	5 102	2 088



## 6 IMPORTS AND EXPORTS (SPECIAL TRADE) BY GROUPS OF THE SITC-REV. II AND BY COUNTRIES OF PRODUCTION AND CONSUMPTION 1986

GROUP COUNTRY	DT = 100 KG	1 000 DM	1 000 \$	GROUP COUNTRY	DT = 100 KG	1 000 DM	1 000 \$
572 EXPLOSIVES, PYROTECH PROD				IRELAND	10 433	14 846	6 945
IMPORTS	119 099	156 977	73 561	DENMARK	77 558	20 979	9 640
FRANCE	1 098	6 148	2 834	GREECE	528	180	77
BELGIUM LUX	2 725	6 237	2 888	PORTUGAL	1 432	1 154	534
NETHERLANDS	16 651	42 257	20 052	SPAIN	57 341	17 608	8 177
ITALY	13 201	25 789	12 177	NORWAY	39 583	12 600	5 826
UNITED KINGDOM	5 774	13 985	6 593	SWEDEN	71 570	23 298	10 732
SPAIN	217	385	186	FINLAND	8 812	5 170	2 390
NORWAY	1 170	5 589	2 501	SWITZERLAND	352 437	242 056	112 295
SWEDEN	2 624	6 421	2 984	AUSTRIA	632 498	114 038	52 601
FINLAND	538	1 902	860	YUGOSLAVIA	69 092	16 734	7 741
SWITZERLAND	212	7 247	3 410	TURKEY	2 308	693	321
AUSTRIA	120	438	207	SOVIET UNION	6 612	1 093	495
YUGOSLAVIA	11 197	2 381	1 121	POLAND	200 827	12 518	5 728
POLAND	6 465	975	458	CZECHOSLOVAKIA	233 061	12 961	5 965
CZECHOSLOVAKIA	3 362	582	278	HUNGARY	2 794	1 089	516
HUNGARY	2 305	349	168	ROMANIA	16 359	5 310	2 457
USA	256	1 914	870	BULGARIA	6 862	2 024	930
BRAZIL	314	456	211	EGYPT	1 600	121	54
ISRAEL	5 127	12 550	5 810	REP S AFRICA	201	106	50
CHINA	44 781	20 439	9 529	USA	454 110	365 412	168 816
SOUTH KOREA	125	77	36	CANADA	11 769	4 562	2 105
JAPAN	156	403	181	MEXICO	693	169	83
TAIWAN	86	94	42	BRAZIL	1 497	700	314
HONG KONG	581	341	158	ISRAEL	13 581	5 634	2 608
EXPORTS	111 350	155 355	72 745	INDIA	544	222	108
FRANCE	2 405	5 828	2 658	SINGAPORE	118	136	61
BELGIUM LUX	12 616	6 875	3 194	CHINA	3 096	972	464
NETHERLANDS	6 707	14 954	6 984	SOUTH KOREA	7 560	5 779	2 668
ITALY	10 348	14 039	6 672	JAPAN	113 123	141 209	65 545
UNITED KINGDOM	7 604	15 299	7 244	TAIWAN	209	821	379
IRELAND	52	132	64	AUSTRALIA	126	144	66
DENMARK	1 820	4 264	2 025	EXPORTS	12 940 996	6 258 440	2 885 129
GREECE	196	465	211	FRANCE	2 024 574	831 826	382 053
PORTUGAL	178	1 093	490	BELGIUM LUX	1 132 015	365 743	168 385
SPAIN	946	1 567	718	NETHERLANDS	1 027 824	441 828	203 966
ICELAND	122	357	172	ITALY	1 622 035	808 383	372 372
NORWAY	3 985	12 089	5 674	UNITED KINGDOM	973 191	496 334	228 759
SWEDEN	2 322	7 031	3 271	IRELAND	79 407	32 074	14 769
FINLAND	845	1 725	817	DENMARK	291 653	154 625	71 319
SWITZERLAND	2 850	6 015	2 738	GREECE	105 255	54 443	25 143
AUSTRIA	7 565	14 479	7 014	PORTUGAL	70 601	48 741	22 591
ANDORRA	8	67	30	SPAIN	349 510	212 270	97 520
YUGOSLAVIA	17	245	110	CANARY IS	748	327	152
TURKEY	2 133	1 396	675	CEUTA MEL	281	420	192
POLAND	6	216	96	ICELAND	4 474	2 248	1 033
CZECHOSLOVAKIA	3 051	1 006	474	NORWAY	123 847	56 184	25 861
HUNGARY	27	134	64	SWEDEN	336 941	186 094	85 973
MOROCCO	125	738	361	FINLAND	191 867	111 872	51 673
ALGERIA	7	91	42	SWITZERLAND	716 262	341 134	157 156
LIBYA	3 626	1 026	509	AUSTRIA	779 727	317 541	146 517
EGYPT	311	3 443	1 573	MALTA	15 072	8 366	3 895
SUDAN	53	125	55	YUGOSLAVIA	212 747	123 226	57 287
MALI	6 690	1 889	871	TURKEY	122 023	47 030	21 509
SIERRA LEONE	216	111	55	SOVIET UNION	294 145	164 213	75 064
IVORY COAST	101	175	87	POLAND	57 476	35 592	16 594
TOGO	734	195	92	CZECHOSLOVAKIA	59 953	44 564	20 622
NIGERIA	8 473	9 524	4 400	HUNGARY	67 243	51 866	23 659
CAMEROON	45	81	40	ROMANIA	26 769	19 115	8 895
ZAIRE	824	2 776	1 246	BULGARIA	46 975	29 979	13 952
SOMALIA	204	89	39	ALBANIA	274	252	118
REP S AFRICA	87	204	95	MOROCCO	14 152	6 044	2 793
USA	754	2 593	1 214	ALGERIA	20 887	9 142	4 144
CANADA	267	506	228	TUNISIA	27 197	6 393	2 932
GUATEMALA	96	161	81	LIBYA	7 001	2 780	1 299
ECUADOR	66	444	199	EGYPT	63 182	24 777	11 275
PERU	84	315	142	SUDAN	173	152	73
SYRIA	967	1 689	778	MALI	249	115	52
IRAN	190	473	208	SENEGAL	600	307	142
ISRAEL	415	476	223	GUINEA	282	112	49
JORDAN	53	782	338	LIBERIA	406	201	91
SAUDI ARABIA	2 803	1 993	936	IVORY COAST	5 915	1 911	866
ARAB EMIRAT	72	272	127	GHANA	669	259	116
OMAN	3 830	1 971	936	BENIN	383	317	141
NORTH YEMEN	8 994	3 921	1 858	NIGERIA	12 666	4 708	2 155
PAKISTAN	229	1 026	451	CAMEROON	6 565	1 914	868
INDIA	30	241	113	GABON	2 608	929	412
SRI LANKA	2 668	969	435	ZAIRE	6 914	2 598	1 188
NEPAL	48	335	165	RWANDA	1 515	689	315
BURMA	300	88	38	BURUNDI	4 343	1 817	875
THAILAND	507	1 443	669	ANGOLA	4 298	1 830	873
MALAYSIA	182	978	450	ETHIOPIA	7 221	994	484
BRUNEI	42	243	119	SOMALIA	353	170	77
SINGAPORE	326	1 760	817	KENYA	37 263	9 982	4 501
SOUTH KOREA	278	266	114	TANZANIA	3 365	949	456
TAIWAN	132	277	129	MOZAMBIQUE	130	68	30
HONG KONG	116	127	57	MADAGASCAR	1 408	565	265
AUSTRALIA	268	1 506	701	REUNION	822	326	147
NEW ZEALAND	30	120	56	MAURITIUS	584	319	145
FR POLYNESIA	82	147	72	ZAMBIA	85	84	41
				ZIMBABWE	3 018	1 342	616
				MALAWI	733	185	87
582 PROD OF CONDENSATION ETC				REP S AFRICA	147 118	85 536	39 452
IMPORTS	8 251 794	3 541 203	1 634 550	BOTSWANA	355	170	76
FRANCE	520 251	308 455	141 662	USA	421 725	289 990	133 949
BELGIUM LUX	1 121 682	565 309	261 065	CANADA	111 369	59 671	27 392
NETHERLANDS	2 879 728	1 144 361	527 982	MEXICO	19 182	13 849	6 397
ITALY	1 074 087	314 590	144 935	GUATEMALA	4 112	1 210	555
UNITED KINGDOM	257 650	178 035	82 161	HONDURAS	148	170	79
				EL SALVADOR	930	1 358	624
				NICARAGUA	89	124	61
				COSTA RICA	13 071	2 433	1 113



6 IMPORTS AND EXPORTS (SPECIAL TRADE) BY GROUPS OF THE SITC-REV. II AND BY COUNTRIES OF PRODUCTION AND CONSUMPTION 1986

GROUP COUNTRY	DT = 100 KG	1 000 DM	1 000 \$	GROUP COUNTRY	DT = 100 KG	1 000 DM	1 000 \$
PANAMA	1 144	1 029	491	ITALY	4 994 687	1 243 896	574 795
CUBA	12 486	4 606	2 029	UNTD KINGDOM	3 406 054	1 020 663	470 581
DOMINIC REP	2 563	963	444	IRELAND	300 665	88 659	40 861
MARTINIQUE	139	110	54	DENMARK	1 206 035	358 237	165 209
JAMAICA	827	384	181	GREECE	262 333	67 390	30 989
BARBADOS	894	216	103	PORTUGAL	226 758	74 564	34 565
TRINIDAD TOB	3 330	701	337	SPAIN	571 705	186 178	85 804
COLOMBIA	13 911	8 563	3 946	CANARY IS	1 795	1 354	629
VENEZUELA	21 781	13 529	6 365	CEUTA MEL	2 489	1 391	640
SURINAME	95	108	47	ICELAND	48 599	13 441	6 216
ECUADOR	29 531	8 268	3 797	NORWAY	433 677	119 206	55 053
PERU	25 243	13 278	6 243	SWEDEN	1 246 737	355 136	164 107
BRAZIL	58 809	50 580	23 721	FINLAND	709 856	181 221	83 892
CHILE	16 460	10 024	4 649	SWITZERLAND	1 919 566	597 498	276 207
BOLIVIA	2 239	441	214	AUSTRIA	1 665 779	537 730	248 676
PARAGUAY	1 660	637	293	ANDORRA	254	126	59
URUGUAY	10 824	5 738	2 664	MALTA	10 545	3 677	1 681
ARGENTINA	39 914	28 011	13 065	YUGOSLAVIA	268 953	99 968	46 646
CYPRUS	4 963	2 902	1 314	TURKEY	142 626	44 930	20 628
LEBANON	3 310	1 296	588	SOVIET UNION	433 574	141 172	64 793
SYRIA	10 855	3 126	1 443	POLAND	129 892	40 206	18 516
IRAQ	22 393	12 182	5 411	CZECHOSLOVA	149 855	49 628	23 184
IRAN	79 652	33 696	15 240	HUNGARY	221 912	77 754	35 640
ISRAEL	69 023	39 238	18 187	ROMANIA	16 164	7 254	3 364
JORDAN	7 962	2 232	1 050	BULGARIA	123 399	38 145	17 813
SAUDI ARABIA	51 740	21 717	9 866	ALBANIA	611	410	198
KUWAIT	11 788	4 994	2 279	MOROCCO	42 090	10 094	4 669
BAHRAIN	2 494	1 216	541	ALGERIA	68 397	19 620	8 880
QATAR	3 649	1 418	636	TUNISIA	29 679	8 439	3 900
ARAB EMIRAT	36 090	11 662	5 365	LIBYA	77 075	23 254	10 671
OMAN	1 176	786	358	EGYPT	249 232	59 193	27 170
NORTH YEMEN	86	141	63	SUDAN	4 326	1 336	598
SOUTH YEMEN	4 027	729	354	MAURITANIA	108	83	37
PAKISTAN	15 047	7 875	3 603	MALI	10 633	2 113	951
INDIA	23 506	15 780	7 366	BURKINA FASO	529	231	105
BANGLADESH	2 782	1 008	471	NIGER	346	279	133
SRI LANKA	4 480	1 633	760	CHAD	246	97	43
NEPAL	497	217	99	CAPE VERDE	286	184	90
BURMA	844	476	212	SENEGAL	24 829	4 226	1 880
THAILAND	30 206	17 108	7 998	GUINEA	295	75	32
INDONESIA	66 541	29 270	13 523	SIERRA LEONE	734	174	79
MALAYSIA	13 871	5 618	2 594	LIBERIA	1 191	449	205
SINGAPORE	40 249	22 827	10 515	IVORY COAST	47 282	9 256	4 219
PHILIPPINES	6 649	3 724	1 723	GHANA	23 173	4 606	2 173
CHINA	23 237	18 076	8 267	TOGO	14 174	1 980	923
NORTH KOREA	1 467	1 588	768	BENIN	1 293	475	218
SOUTH KOREA	85 618	53 772	24 968	NIGERIA	169 489	40 750	19 457
JAPAN	122 413	109 181	50 714	CAMEROON	6 213	1 573	717
TAIWAN	92 805	60 409	28 157	GABON	1 824	630	278
HONG KONG	76 520	48 144	22 639	CONGO	594	320	150
AUSTRALIA	67 063	40 423	18 716	ZAIRE	16 508	4 615	2 089
NEW ZEALAND	21 345	13 312	6 151	RWANDA	3 205	966	444
FIJI	244	81	35	BURUNDI	879	327	147
583 PROD OF POLYMERIZING ETC				ANGOLA	33 069	9 802	4 436
IMPORTS	26 090 153	6 361 204	2 937 288	ETHIOPIA	6 178	1 218	573
FRANCE	5 022 964	1 110 881	513 680	SOMALIA	5 701	899	435
BELGIUM LUX	5 330 951	1 175 727	541 644	KENYA	86 409	15 204	7 055
NETHERLANDS	5 868 672	1 378 607	637 119	UGANDA	1 637	789	361
ITALY	2 223 306	666 523	307 586	TANZANIA	6 631	2 277	1 081
UNTD KINGDOM	799 687	279 289	129 204	MOZAMBIQUE	1 325	328	157
IRELAND	15 049	18 417	8 599	MADAGASCAR	1 999	674	326
DENMARK	132 654	39 916	18 399	REUNION	1 987	962	435
GREECE	26 663	9 222	4 253	MAURITIUS	2 491	773	360
PORTUGAL	186 707	24 211	11 213	ZAMBIA	4 103	1 868	866
SPAIN	286 963	51 622	24 110	ZIMBABWE	16 361	4 784	2 246
NORWAY	514 601	84 738	39 170	MALAWI	5 428	1 292	592
SWEDEN	734 990	186 163	85 886	REP S AFRICA	315 164	88 327	40 402
FINLAND	143 265	43 658	20 009	USA	684 703	356 327	165 407
SWITZERLAND	583 962	228 582	105 846	CANADA	181 901	57 465	26 678
AUSTRIA	1 063 046	250 288	115 449	MEXICO	13 768	7 080	3 205
YUGOSLAVIA	162 397	24 363	11 150	BERMUDA	611	1 289	559
TURKEY	10 403	3 002	1 446	GUATEMALA	9 348	2 258	1 041
SOVIET UNION	310 955	32 013	14 787	HONDURAS	3 093	1 120	516
POLAND	81 847	9 631	4 547	EL SALVADOR	3 938	1 473	681
CZECHOSLOVA	602 071	65 899	30 467	NICARAGUA	422	260	123
HUNGARY	162 874	21 251	9 858	COSTA RICA	17 942	3 588	1 637
ROMANIA	136 842	16 989	7 738	PANAMA	5 760	1 995	925
BULGARIA	4 703	411	187	CUBA	16 140	4 132	1 819
REP S AFRICA	9 098	3 226	1 460	HAITI	601	228	102
USA	522 176	362 372	166 780	DOMINIC REP	6 743	2 009	925
CANADA	85 611	30 702	14 080	JAMAICA	9 785	1 632	761
MEXICO	22 331	2 442	1 165	BARBADOS	2 778	643	295
DOMINIC REP	376	104	51	TRINIDAD TOB	3 314	1 466	683
BRAZIL	70 081	11 087	4 987	NETH ANTILL	61	87	40
ARGENTINA	7 127	1 194	544	COLOMBIA	50 829	13 028	5 997
ISRAEL	110 347	20 407	9 390	VENEZUELA	55 059	12 578	5 817
SAUDI ARABIA	710 432	88 631	41 166	SURINAME	5 673	1 091	486
MALAYSIA	748	223	103	ECUADOR	33 294	7 790	3 601
SINGAPORE	339	268	121	PERU	39 865	10 664	4 971
PHILIPPINES	1 550	552	262	BRAZIL	79 568	34 505	16 008
SOUTH KOREA	10 125	3 569	1 616	CHILE	41 563	15 407	7 109
JAPAN	101 199	100 993	46 636	BOLIVIA	5 602	1 290	594
TAIWAN	20 159	8 879	4 158	PARAGUAY	1 389	477	215
HONG KONG	556	261	125	URUGUAY	32 156	7 239	3 401
EXPORTS	35 490 614	10 287 121	4 748 390	ARGENTINA	147 987	34 708	16 074
FRANCE	4 935 225	1 565 160	721 497	CYPRUS	22 042	4 876	2 253
BELGIUM LUX	3 049 644	747 010	344 376	LEBANON	23 306	4 763	2 194
NETHERLANDS	3 530 055	982 283	453 073	SYRIA	38 651	8 713	3 958
				IRAQ	87 242	30 439	13 514
				IRAN	117 410	35 561	15 998
				ISRAEL	167 275	53 516	24 782
				JORDAN	45 338	9 349	4 304
				SAUDI ARABIA	141 670	47 379	21 841
				KUWAIT	24 700	8 177	3 703



6 IMPORTS AND EXPORTS (SPECIAL TRADE) BY GROUPS OF THE SITC-REV. 11 AND BY COUNTRIES OF PRODUCTION AND CONSUMPTION 1986

GROUP COUNTRY	DT * 100 KG	1 000 DM	1 000 \$	GROUP COUNTRY	DT * 100 KG	1 000 DM	1 000 \$
BAHRAIN	3 332	1 676	771	TANZANIA	92	75	34
QATAR	1 996	1 315	599	MADAGASCAR	180	259	118
ARAB EMIRAT	72 628	15 844	7 291	MAURITIUS	133	148	72
OMAN	12 362	5 372	2 461	ZIMBABWE	732	549	262
NORTH YEMEN	8 495	3 796	1 775	REP S AFRICA	10 503	8 267	3 769
SOUTH YEMEN	4 126	923	408	USA	55 301	60 771	27 822
AFGHANISTAN	945	417	186	CANADA	8 002	8 799	4 055
PAKISTAN	51 040	15 307	7 116	MEXICO	2 316	1 705	786
INDIA	38 668	15 822	7 369	GUATEMALA	329	259	118
BANGLADESH	12 662	3 951	1 858	HONDURAS	74	67	30
SRI LANKA	9 204	2 617	1 198	EL SALVADOR	459	252	111
NEPAL	18 272	3 884	1 742	COSTA RICA	129	117	55
BURMA	1 938	423	196	PANAMA	103	115	48
THAILAND	69 532	17 806	8 318	CUBA	473	451	207
INDONESIA	144 653	30 201	14 002	DOMINIC REP	1 095	1 044	472
MALAYSIA	65 264	15 602	7 228	JAMAICA	155	139	63
BRUNEI	136	60	30	COLOMBIA	2 376	3 708	1 695
SINGAPORE	98 964	31 470	14 564	VENEZUELA	5 222	5 137	2 382
PHILIPPINES	26 029	6 797	3 145	ECUADOR	2 434	1 417	653
MONGOLIA	451	154	67	PERU	956	880	405
CHINA	779 234	103 522	47 667	BRAZIL	3 116	4 316	1 985
NORTH KOREA	2 444	542	257	CHILE	2 481	3 040	1 400
SOUTH KOREA	82 036	32 014	14 836	BOLIVIA	34	85	40
JAPAN	126 663	74 844	34 533	PARAGUAY	90	129	60
TAIWAN	71 336	25 776	12 007	URUGUAY	394	341	157
HONG KONG	191 041	51 331	23 967	ARGENTINA	8 546	7 329	3 406
AUSTRALIA	122 844	53 745	24 892	CYPRUS	812	731	346
PAPUA NEW G	1 109	442	186	LEBANON	1 666	970	439
NEW ZEALAND	52 938	16 850	7 767	SYRIA	1 194	643	291
NEW CALEDON	377	181	86	IRAQ	1 762	1 424	637
FR POLYNESIA	534	282	131	IRAN	7 183	7 125	3 207
				ISRAEL	7 580	5 901	2 750
				JORDAN	555	337	155
				SAUDI ARABIA	1 233	1 320	621
				KUWAIT	374	328	152
				ARAB EMIRAT	768	677	311
				OMAN	179	505	223
				NORTH YEMEN	349	398	183
				AFGHANISTAN	148	198	88
				PAKISTAN	1 767	1 375	622
				INDIA	5 712	3 561	1 664
				BANGLADESH	599	445	211
				THAILAND	854	759	353
				INDONESIA	6 540	2 848	1 327
				MALAYSIA	638	504	234
				SINGAPORE	1 111	780	359
				PHILIPPINES	434	371	169
				CHINA	966	745	346
				SOUTH KOREA	3 237	2 082	981
				JAPAN	11 676	16 098	7 542
				TAIWAN	22 639	13 750	6 432
				HONG KONG	12 975	7 197	3 249
				AUSTRALIA	6 715	6 846	3 148
				NEW ZEALAND	1 126	1 118	509
584 CELLULOSE DERIVATIVES ETC				585 PLASTIC MATERIALS NES			
IMPORTS	468 539	324 559	149 239	IMPORTS	665 732	248 759	114 497
FRANCE	173 999	89 770	41 226	FRANCE	168 000	46 145	21 319
BELGIUM LUX	88 285	72 011	33 211	BELGIUM LUX	44 896	5 768	4 519
NETHERLANDS	36 922	25 850	11 868	NETHERLANDS	287 569	58 460	26 931
ITALY	27 354	19 341	8 923	ITALY	38 767	9 239	4 261
UNITD KINGDOM	39 603	26 877	12 330	UNITD KINGDOM	21 254	14 584	6 696
IRELAND	2 246	1 494	696	IRELAND	7 837	7 093	3 259
DENMARK	2 073	1 891	863	DENMARK	553	2 605	1 198
SPAIN	682	824	366	GREECE	5 500	1 467	677
NORWAY	6 518	4 173	1 922	SPAIN	11 739	4 203	1 970
SWEDEN	13 700	6 430	2 968	NORWAY	5 835	8 756	4 012
FINLAND	18 080	8 865	4 081	SWEDEN	14 699	6 289	2 928
SWITZERLAND	4 819	6 469	3 004	FINLAND	2 333	392	184
AUSTRIA	5 164	2 191	1 003	SWITZERLAND	11 659	2 816	1 283
MALTA	32	109	51	AUSTRIA	16 054	4 235	1 946
YUGOSLAVIA	4 839	2 127	977	YUGOSLAVIA	4 512	481	211
CZECHOSLOVA	3 310	970	450	USA	4 303	11 352	5 175
HUNGARY	695	142	62	CANADA	84	760	342
REP S AFRICA	136	94	42	BRAZIL	28	18 778	8 644
USA	34 563	47 679	21 865	URUGUAY	4	1 757	833
CANADA	139	95	47	ARGENTINA	311	2 956	1 345
BRAZIL	1 848	1 166	513	ISRAEL	602	893	384
JAPAN	2 607	5 180	2 399	THAILAND	2 286	271	126
TAIWAN	568	695	321	JAPAN	2 506	3 420	1 590
EXPORTS	913 539	737 700	339 896	TAIWAN	740	532	248
FRANCE	103 363	80 349	36 858	EXPORTS	645 164	255 029	117 768
BELGIUM LUX	59 758	38 342	17 513	FRANCE	34 664	26 439	12 174
NETHERLANDS	48 946	30 601	14 043	BELGIUM LUX	16 243	9 047	4 183
ITALY	144 457	103 433	47 697	NETHERLANDS	24 081	9 692	4 486
UNITD KINGDOM	41 668	32 883	15 046	ITALY	95 947	30 553	14 155
IRELAND	5 206	3 758	1 720	UNITD KINGDOM	29 101	13 449	6 199
DENMARK	18 886	16 457	7 570	IRELAND	400	631	314
GREECE	12 408	11 163	5 174	DENMARK	18 666	7 127	3 278
PORTUGAL	6 880	5 782	2 670	GREECE	3 298	1 641	758
SPAIN	31 776	22 198	10 265	PORTUGAL	11 481	1 997	911
CANARY IS	653	610	280	SPAIN	23 957	9 702	4 421
ICELAND	34	74	31	NORWAY	3 696	835	392
NORWAY	5 013	4 064	1 885	SWEDEN	55 454	7 137	3 301
SWEDEN	11 037	13 444	6 235	FINLAND	48 046	7 490	3 446
FINLAND	8 640	8 659	3 986	SWITZERLAND	24 733	9 051	4 176
SWITZERLAND	43 977	36 043	16 611	AUSTRIA	10 395	10 667	4 937
AUSTRIA	43 485	41 227	19 076	YUGOSLAVIA	2 752	3 816	1 732
MALTA	566	1 120	525	TURKEY	10 742	3 125	1 448
YUGOSLAVIA	18 342	25 165	11 889	SOVIET UNION	22 472	7 873	3 647
TURKEY	15 705	9 514	4 353				
SOVIET UNION	36 945	22 661	10 637				
POLAND	8 506	3 553	1 642				
CZECHOSLOVA	3 407	4 528	2 080				
HUNGARY	4 634	8 500	3 853				
ROMANIA	1 122	886	421				
BULGARIA	8 246	6 266	2 829				
MOROCCO	2 986	2 046	951				
ALGERIA	4 024	2 486	1 096				
TUNISIA	1 083	971	459				
LIBYA	1 303	1 274	585				
EGYPT	6 980	5 191	2 427				
SUDAN	121	90	41				
MAURITANIA	91	134	63				
BURKINA FASO	105	98	49				
CHAD	88	77	35				
IVORY COAST	1 160	688	312				
NIGERIA	2 734	2 258	1 026				
CAMEROON	277	397	182				
ZAIRE	289	286	132				
ETHIOPIA	680	604	265				
SOMALIA	92	77	32				
KENYA	555	480	224				



## 6 IMPORTS AND EXPORTS (SPECIAL TRADE) BY GROUPS OF THE SITC-REV. II AND BY COUNTRIES OF PRODUCTION AND CONSUMPTION 1986

GROUP COUNTRY	DT * 100 KG	1 000 DM	1 000 \$	GROUP COUNTRY	DT * 100 KG	1 000 DM	1 000 \$
POLAND	2 971	871	406	CZECHOSLOVAKIA	6 856	13 458	6 065
CZECHOSLOVAKIA	540	333	156	HUNGARY	6 591	11 212	5 049
HUNGARY	10 659	2 182	1 003	ROMANIA	6 669	10 505	4 676
ROMANIA	456	817	378	BULGARIA	9 059	12 727	5 714
BULGARIA	750	428	198	ALBANIA	393	610	284
ALGERIA	538	350	158	MOROCCO	13 420	13 004	5 935
TUNISIA	280	97	45	ALGERIA	16 060	13 010	6 275
EGYPT	343	262	117	TUNISIA	2 096	1 963	925
NIGER	390	151	71	LIBYA	701	2 261	1 022
SENEGAL	63	96	48	EGYPT	20 779	38 470	17 729
IVORY COAST	639	278	131	SUDAN	7 644	12 073	5 924
GHANA	115	116	52	MAURITANIA	52	219	101
NIGERIA	3 044	1 737	815	MALI	620	1 367	660
CONGO	160	123	58	BURKINA FASO	127	432	200
ZAIRE	412	444	202	NIGER	90	107	52
MOZAMBIQUE	100	122	54	CHAD	204	378	182
MADAGASCAR	280	156	73	SENEGAL	454	1 075	497
REP S AFRICA	6 186	2 660	1 220	GUIN BISSAU	25	93	41
USA	47 060	45 080	20 837	GUINEA	220	259	119
CANADA	15 713	7 915	3 622	LIBERIA	337	182	81
MEXICO	746	632	292	IVORY COAST	2 104	3 497	1 594
EL SALVADOR	173	69	33	GHANA	810	1 255	561
COSTA RICA	167	170	82	TOGO	1 434	1 202	581
CUBA	2 758	1 090	475	BENIN	194	347	153
COLOMBIA	226	629	293	NIGERIA	4 512	10 049	4 636
VENEZUELA	191	856	379	CAMEROON	3 764	3 539	1 651
PERU	170	433	200	CENT AFR REP	44	67	30
BRAZIL	779	977	450	GABON	1 048	945	439
CHILE	683	205	93	CONGO	85	99	47
ARGENTINA	958	2 032	925	ZAIRE	602	908	417
CYPRUS	47	77	35	RWANDA	112	69	30
SYRIA	187	234	107	BURUNDI	280	285	128
IRAQ	114	135	56	ANGOLA	469	658	304
IRAN	344	209	93	ETHIOPIA	6 833	8 959	3 939
ISRAEL	2 082	2 286	1 039	SOMALIA	722	725	330
KUWAIT	15	109	49	KENYA	15 155	9 617	4 443
PAKISTAN	591	160	71	UGANDA	195	369	177
INDIA	86	128	60	TANZANIA	11 130	7 881	3 682
THAILAND	780	959	448	MOZAMBIQUE	139	639	276
INDONESIA	3 841	1 568	721	MADAGASCAR	276	396	196
MALAYSIA	279	170	83	REUNION	2 166	1 178	543
SINGAPORE	69	93	40	MAURITIUS	673	795	367
PHILIPPINES	345	306	144	ZAMBIA	45	80	38
SOUTH KOREA	763	278	129	ZIMBABWE	1 837	3 713	1 742
JAPAN	95 961	10 146	4 750	REP S AFRICA	12 732	25 800	11 826
TAIWAN	1 779	235	106	USA	60 573	70 353	32 170
HONG KONG	945	353	167	CANADA	9 497	7 538	3 350
AUSTRALIA	1 230	5 096	2 344	MEXICO	3 646	10 293	4 657
591 PESTICIDES, DISINFECTANTS				GUATEMALA	13 614	9 781	4 457
IMPORTS				HONDURAS	3 585	3 610	1 640
FRANCE	527 191	646 111	294 110	EL SALVADOR	7 193	4 848	2 213
BELGIUM LUX	144 326	171 139	77 585	NICARAGUA	8 226	6 976	3 398
NETHERLANDS	62 164	108 059	47 995	COSTA RICA	8 049	6 440	2 933
ITALY	75 628	45 536	20 900	PANAMA	5 948	3 201	1 452
UNITED KINGDOM	9 555	16 733	7 821	CUBA	21 473	18 892	8 142
IRELAND	57 497	79 558	36 058	DOMINIC REP	3 989	2 746	1 272
DENMARK	13 499	15 549	7 183	GUADELOUPE	204	88	39
PORTUGAL	19 765	19 488	9 569	JAMAICA	208	311	146
SPAIN	920	80	40	ST LUCIA	148	280	125
SWEDEN	1 279	1 412	635	BARBADOS	213	343	158
FINLAND	2 429	5 272	2 443	TRINIDAD TOB	1 133	1 518	714
SWITZERLAND	562	207	91	GRENADA	109	178	78
AUSTRIA	110 502	145 671	66 884	NETH ANTILL	59	124	54
YUGOSLAVIA	8 390	6 095	2 755	COLOMBIA	5 795	14 565	6 636
POLAND	440	492	226	VENEZUELA	9 753	8 130	3 697
CZECHOSLOVAKIA	1 663	498	227	SURINAME	755	772	365
HUNGARY	1 724	272	122	ECUADOR	13 549	13 294	6 032
ALGERIA	517	122	52	PERU	8 946	11 513	5 347
REP S AFRICA	150	157	64	BRAZIL	10 078	9 016	4 218
USA	816	206	98	CHILE	11 689	17 325	7 906
CHILE	39	67	30	BOLIVIA	634	264	120
ISRAEL	720	553	256	PARAGUAY	1 464	2 470	1 197
SOUTH KOREA	186	134	61	URUGUAY	3 856	3 970	1 840
JAPAN	3 628	8 382	3 878	ARGENTINA	12 352	15 090	7 108
TAIWAN	485	668	274	CYPRUS	1 135	1 406	634
NEW ZEALAND	60	313	137	LEBANON	1 173	1 367	593
EXPORTS				SYRIA	2 037	4 770	2 215
FRANCE	1 941 490	2 374 777	1 082 085	IRAQ	345	359	162
BELGIUM LUX	438 402	550 295	252 404	IRAN	14 050	25 969	11 300
NETHERLANDS	73 286	76 256	34 118	ISRAEL	5 680	9 899	4 494
ITALY	160 182	107 155	48 391	JORDAN	2 774	2 489	1 162
UNITED KINGDOM	108 945	93 207	42 455	SAUDI ARABIA	6 348	8 441	3 905
IRELAND	114 822	129 373	58 191	KUWAIT	997	749	339
DENMARK	4 991	8 458	3 753	BAHRAIN	150	206	94
GREECE	35 769	33 101	14 792	QATAR	244	322	145
PORTUGAL	20 889	28 653	13 051	ARAB EMIRAT	1 294	1 868	854
SPAIN	20 039	21 990	10 035	OMAN	261	373	174
CANARY IS	49 953	51 441	23 384	NORTH YEMEN	217	283	128
ICELAND	194	146	66	PAKISTAN	19 410	25 753	11 661
NORWAY	107	326	151	INDIA	2 377	540	245
SWEDEN	7 232	10 365	4 628	BANGLADESH	1 725	1 041	496
FINLAND	27 014	37 241	16 690	SRI LANKA	8 089	5 703	2 621
SWITZERLAND	10 359	10 583	4 767	BURMA	159	99	48
AUSTRIA	37 924	49 849	23 136	THAILAND	20 317	16 261	7 383
MALTA	40 478	34 043	15 458	INDONESIA	18 036	22 761	10 654
YUGOSLAVIA	247	275	128	MALAYSIA	11 725	10 586	4 813
TURKEY	14 951	20 161	9 410	SINGAPORE	2 711	2 525	1 152
SOVIET UNION	13 841	15 002	6 841	PHILIPPINES	5 814	7 650	3 480
POLAND	150 030	348 843	157 776	CHINA	598	633	308
	21 527	52 656	24 309	SOUTH KOREA	10 246	8 785	4 009
				JAPAN	32 159	35 101	16 269
				TAIWAN	12 331	12 331	5 571
				HONG KONG	862	1 274	580
				AUSTRALIA	7 857	9 803	4 541



6 IMPORTS AND EXPORTS (SPECIAL TRADE) BY GROUPS OF THE SITC-REV. II AND BY COUNTRIES OF PRODUCTION AND CONSUMPTION 1986

GROUP COUNTRY	DT = 100 KG	1 000 DM	1 000 \$	GROUP COUNTRY	DT = 100 KG	1 000 DM	1 000 \$
PAPUA NEW G	97	75	36	BARBADOS	424	225	104
NEW ZEALAND	7 204	13 535	6 042	TRINIDAD TOB	182	99	47
NEW CALEDON	277	546	251	COLOMBIA	682	907	419
FIJI	148	134	58	VENEZUELA	2 542	2 228	1 045
FR POLYNESIA	331	638	293	ECUADOR	1 093	842	388
				PERU	1 058	782	375
592 STARCH, INULIN, GLUTEN, ETC				BRAZIL	1 434	1 928	896
IMPORTS	2 151 902	524 949	242 164	CHILE	1 003	919	426
FRANCE	738 170	125 946	57 719	BOLIVIA	171	122	59
BELGIUM LUX	277 107	75 182	34 690	PARAGUAY	411	202	96
NETHERLANDS	695 813	116 612	55 211	URUGUAY	82	280	129
ITALY	75 765	15 822	7 372	ARGENTINA	2 418	1 931	878
UNTD KINGDOM	27 475	21 172	9 746	CYPRUS	10 109	1 285	610
IRELAND	6 145	16 653	7 750	LEBANON	7 425	1 045	483
DENMARK	48 521	12 386	5 830	SYRIA	1 612	677	301
SPAIN	1 771	1 042	489	IRAQ	10 290	1 926	826
ICELAND	609	203	92	IRAN	3 676	840	379
SWEDEN	22 669	10 922	5 034	ISRAEL	10 123	4 669	2 186
FINLAND	7 085	1 328	614	JORDAN	8 830	961	443
SWITZERLAND	34 606	25 962	11 996	SAUDI ARABIA	25 875	8 280	3 843
AUSTRIA	6 079	1 827	847	KUWAIT	2 032	1 943	890
YUGOSLAVIA	3 191	850	384	BAHRAIN	1 543	477	213
SOVIET UNION	9 737	3 271	1 499	QATAR	1 124	482	227
POLAND	47 801	14 590	6 760	ARAB EMIRAT	7 680	2 143	983
CZECHOSLOVA	15 545	2 635	1 255	OMAN	259	208	95
BULGARIA	2 153	608	301	NORTH YEMEN	3 429	678	412
USA	33 310	32 872	14 966	SOUTH YEMEN	2 401	264	118
CANADA	3 092	1 432	677	PAKISTAN	1 869	1 359	631
COLOMBIA	8 354	8 223	3 670	INDIA	414	449	209
BRAZIL	12 094	6 949	3 087	BANGLADESH	34 529	1 440	665
ISRAEL	748	108	48	SRI LANKA	646	177	83
THAILAND	14 664	877	394	BURMA	830	430	197
CHINA	19 461	5 772	2 603	THAILAND	17 229	2 964	1 376
JAPAN	1 106	3 266	1 512	INDONESIA	21 155	3 898	1 777
TAIWAN	837	502	226	MALAYSIA	14 582	1 403	645
HONG KONG	103	65	31	SINGAPORE	6 873	2 528	1 162
AUSTRALIA	171	77	38	PHILIPPINES	1 704	744	337
NEW ZEALAND	33 339	15 651	7 259	CHINA	6 862	2 704	1 278
EXPORTS	3 075 588	814 231	376 776	SOUTH KOREA	4 728	2 607	1 194
FRANCE	340 046	101 027	46 481	JAPAN	36 983	19 816	9 346
BELGIUM LUX	121 065	76 386	35 229	TAIWAN	208 310	10 423	4 844
NETHERLANDS	342 899	71 715	33 175	HONG KONG	76 729	9 442	4 391
ITALY	211 292	73 890	34 070	AUSTRALIA	10 474	4 080	1 885
UNTD KINGDOM	216 104	73 272	33 857	NEW ZEALAND	206	243	110
IRELAND	4 189	1 784	823	596 MISC CHEMICAL PRODS NES			
DENMARK	146 367	27 763	12 839	IMPORTS	17 523 444	3 013 796	1 394 723
GREECE	23 591	9 315	4 305	FRANCE	2 343 431	364 486	168 627
PORTUGAL	8 030	4 303	2 003	BELGIUM LUX	3 075 524	500 674	231 334
SPAIN	31 616	15 520	7 186	NETHERLANDS	7 757 670	589 374	272 559
CANARY IS	88	72	31	ITALY	427 420	129 055	59 963
ICELAND	2 036	684	324	UNTD KINGDOM	785 599	289 581	134 102
NORWAY	26 583	7 965	3 704	IRELAND	5 347	21 607	9 983
SWEDEN	241 871	28 315	13 112	DENMARK	235 409	39 778	18 416
FINLAND	65 307	9 006	4 156	GREECE	8 561	197	92
SWITZERLAND	347 164	45 990	21 222	PORTUGAL	285 757	34 569	16 130
AUSTRIA	81 698	29 546	13 672	SPAIN	113 753	13 867	6 442
MALTA	709	521	245	ICELAND	47 188	4 384	2 055
YUGOSLAVIA	21 706	14 310	6 671	NORWAY	122 777	15 461	7 225
TURKEY	19 127	2 531	1 162	SWEDEN	326 136	58 992	27 152
SOVIET UNION	48 356	16 191	7 531	FINLAND	94 681	12 524	5 776
POLAND	5 035	2 495	1 164	SWITZERLAND	352 019	124 490	57 647
CZECHOSLOVA	5 943	3 691	1 718	AUSTRIA	327 543	49 921	23 251
HUNGARY	29 860	9 164	4 229	MALTA	1	70	34
ROMANIA	7 235	1 971	943	YUGOSLAVIA	20 890	3 278	1 537
BULGARIA	4 426	1 623	742	TURKEY	913	189	88
ALBANIA	213	213	96	SOVIET UNION	18 120	1 946	888
MOROCCO	1 360	881	413	POLAND	69 323	4 565	2 113
ALGERIA	4 039	2 136	961	CZECHOSLOVA	18 995	3 716	1 712
TUNISIA	1 349	632	289	HUNGARY	11 524	1 206	557
LIBYA	2 470	1 120	529	ROMANIA	19 457	3 102	1 392
EGYPT	3 932	1 907	894	BULGARIA	2 580	442	197
SUDAN	4 771	1 609	750	TUNISIA	575	91	40
SENEGAL	178	107	45	NIGERIA	5 151	898	401
LIBERIA	157	136	60	REP S AFRICA	13 020	3 561	1 716
IVORY COAST	299	261	121	USA	496 849	553 894	255 901
GHANA	537	187	82	CANADA	4 157	30 625	14 377
TOGO	226	104	46	MEXICO	3 408	440	215
NIGERIA	5 851	1 580	732	HONDURAS	21 701	2 257	1 038
CAMEROON	2 328	796	373	NICARAGUA	1 568	189	85
GABON	390	117	55	VENEZUELA	707	70	32
ZAIRE	3 152	1 408	666	BRAZIL	121 127	21 633	9 870
RWANDA	358	235	105	ISRAEL	346	1 168	544
ANGOLA	2 780	2 028	915	INDIA	1 060	290	133
ETHIOPIA	5 161	488	221	THAILAND	1 060	95	47
SOMALIA	5 587	541	250	INDONESIA	790	77	38
KENYA	1 514	770	359	MALAYSIA	138 532	15 708	7 412
TANZANIA	683	279	136	CHINA	197 730	22 263	10 134
REUNION	320	177	87	SOUTH KOREA	130	271	122
MAURITIUS	116	117	51	JAPAN	35 381	90 733	42 377
REP S AFRICA	11 802	3 883	1 803	TAIWAN	7 699	728	359
USA	87 803	48 770	22 972	HONG KONG	1 333	141	66
CANADA	12 093	8 289	3 814	AUSTRALIA	24	840	380
MEXICO	3 367	2 087	944	NEW ZEALAND	29	139	64
GUATEMALA	640	510	237	EXPORTS	25 961 771	6 198 023	2 864 834
HONDURAS	116	94	44	FRANCE	3 330 219	732 408	337 947
EL SALVADOR	197	206	98	BELGIUM LUX	3 815 332	484 419	223 489
COSTA RICA	389	434	205	NETHERLANDS	3 179 986	438 238	202 662
CUBA	500	509	223	ITALY	2 296 317	711 738	328 820
DOMINIC REP	1 283	269	123	UNTD KINGDOM	1 425 598	406 219	187 468
JAMAICA	391	125	57				



## 6 IMPORTS AND EXPORTS (SPECIAL TRADE) BY GROUPS OF THE SITC-REV. 11 AND BY COUNTRIES OF PRODUCTION AND CONSUMPTION 1986

GROUP COUNTRY	DT = 100 KG	1 000 DM	1 000 \$	GROUP COUNTRY	DT = 100 KG	1 000 DM	1 000 \$
IRELAND	47 124	17 884	8 322	PAKISTAN	42 774	15 227	6 977
DENMARK	565 571	118 430	54 806	INDIA	86 204	31 259	14 393
GREECE	135 892	61 469	28 465	BANGLADESH	8 337	2 061	941
PORTUGAL	117 299	50 704	23 423	SRI LANKA	2 674	1 551	717
SPAIN	427 843	161 752	74 737	NEPAL	553	135	63
CANARY IS	1 206	629	298	BURMA	580	389	174
ICELAND	6 940	2 110	970	THAILAND	54 175	19 073	8 852
NORWAY	289 298	86 049	39 885	INDONESIA	75 761	26 650	12 367
SWEDEN	741 772	175 870	81 577	MALAYSIA	40 534	13 405	6 230
FINLAND	308 286	80 976	37 599	BRUNEI	503	262	128
SWITZERLAND	2 689 419	318 538	147 182	SINGAPORE	80 170	26 957	12 549
AUSTRIA	1 401 249	304 760	140 793	PHILIPPINES	20 627	7 660	3 533
MALTA	3 771	3 503	1 631	MONGOLIA	119	79	34
YUGOSLAVIA	316 086	129 325	60 519	CHINA	26 018	14 297	6 588
TURKEY	146 696	49 175	22 912	NORTH KOREA	1 165	773	364
SOVIET UNION	201 932	88 482	40 894	SOUTH KOREA	101 616	73 083	33 742
POLAND	125 077	44 108	20 396	JAPAN	220 312	214 325	99 725
CZECHOSLOVA	94 988	53 037	24 777	TAIWAN	162 311	73 019	34 072
HUNGARY	264 320	63 949	29 390	HONG KONG	91 645	40 805	18 866
ROMANIA	102 574	31 456	14 401	AUSTRALIA	89 435	49 381	22 788
BULGARIA	112 373	34 312	15 852	NEW ZEALAND	32 091	12 112	5 558
ALBANIA	2 286	703	331	FR POLYNESIA	182	166	77
MOROCCO	27 296	7 162	3 329				
ALGERIA	70 830	19 522	8 974	602 INDUSTRIAL PLANT, CHAP 65			
TUNISIA	29 251	6 484	3 019				
LIBYA	30 403	7 810	3 615	603 INDUSTRIAL PLANT, CHAP 69			
EGYPT	94 472	28 345	13 001				
SUDAN	1 095	633	301	EXPORTS	5 094	902	422
MALI	943	384	172				
BURKINA FASO	761	341	155	LIBYA	229	144	69
NIGER	1 793	1 193	556	NIGERIA	300	119	58
SENEGAL	6 299	2 440	1 120	MEXICO	816	352	155
GUINEA	637	114	52	SYRIA	289	130	63
LIBERIA	1 097	516	235				
IVORY COAST	10 824	3 896	1 775	604 INDUSTRIAL PLANT, CHAP 70			
GHANA	3 272	1 039	464				
TOGO	1 291	476	217	605 INDUSTRIAL PLANT, CHAP 73			
BENIN	390	278	131				
NIGERIA	20 951	8 599	3 973	EXPORTS	210 791	362 578	169 506
CAMEROON	2 668	1 886	863				
GABON	564	129	62	BELGIUM LUX	72	254	110
CONGO	845	660	294	NETHERLANDS	594	1 296	634
ZAIRE	5 822	2 111	974	ITALY	113	268	115
RWANDA	406	223	104	UNTD KINGDOM	1 839	2 944	1 474
BURUNDI	394	165	75	GREECE	1 303	731	343
ANGOLA	1 717	676	318	SPAIN	77	1 048	506
ETHIOPIA	5 775	2 289	1 076	NORWAY	313	106	52
SOMALIA	376	140	60	AUSTRIA	826	1 256	603
KENYA	13 628	4 708	2 175	TURKEY	351	1 889	918
UGANDA	302	193	90	SOVIET UNION	18 178	38 184	18 237
TANZANIA	2 790	1 236	563	CZECHOSLOVA	548	1 025	470
MOZAMBIQUE	1 256	491	219	BULGARIA	2 289	7 491	3 624
MADAGASCAR	2 358	1 071	497	ALBANIA	628	1 351	646
REUNION	1 659	342	157	ALGERIA	317	302	137
MAURITIUS	1 790	797	369	LIBYA	12 769	12 183	5 682
ZAMBIA	4 457	3 220	1 554	EGYPT	2 287	6 313	2 777
ZIMBABWE	9 270	2 912	1 340	SUDAN	893	1 006	487
MALAWI	91	105	48	MAURITANIA	1 357	340	157
REP S AFRICA	141 133	66 978	31 033	MALI	607	98	44
BOTSWANA	685	252	116	TOGO	4 075	3 089	1 398
USA	1 238 555	350 944	161 990	NIGERIA	3 070	3 665	1 745
CANADA	91 261	46 443	21 407	CONGO	60	107	50
MEXICO	25 613	16 871	7 671	KENYA	355	530	227
GUATEMALA	2 561	2 181	1 002	UGANDA	97	150	73
HONDURAS	1 451	977	458	TANZANIA	380	401	177
EL SALVADOR	1 968	1 163	544	USA	760	2 078	869
NICARAGUA	786	592	268	MEXICO	1 790	410	184
COSTA RICA	4 399	2 864	1 334	COLOMBIA	997	1 278	574
PANAMA	1 229	967	447	VENEZUELA	288	1 884	946
CUBA	13 763	5 397	2 410	PERU	54	250	123
HAITI	959	156	68	BRAZIL	2 191	41 371	20 280
DOMINIC REP	3 484	1 448	675	ARGENTINA	1 127	18 375	7 885
GUADELOUPE	130	101	43	SYRIA	5 575	6 932	3 297
MARTINIQUE	558	225	101	IRAQ	4 981	2 221	1 026
JAMAICA	847	448	209	IRAN	44 840	81 620	36 550
BARBADOS	577	221	97	SAUDI ARABIA	17 064	10 621	5 184
TRINIDAD TOB	6 507	1 657	787	KUWAIT	1 021	1 873	882
NETH ANTILL	1 810	741	338	ARAB EMIRAT	580	225	105
COLOMBIA	25 343	12 185	5 618	OMAN	8 375	2 495	1 102
VENEZUELA	59 246	22 912	10 593	PAKISTAN	659	1 592	654
ECUADOR	10 919	6 975	3 213	INDIA	1 007	1 244	556
PERU	23 187	12 294	5 767	SRI LANKA	209	519	240
BRAZIL	103 798	45 063	20 858	BURMA	344	5 725	2 560
CHILE	21 652	12 153	5 631	THAILAND	73	203	93
BOLIVIA	1 144	847	388	INDONESIA	820	2 694	1 185
PARAGUAY	805	463	212	MALAYSIA	784	2 179	960
URUGUAY	8 312	4 083	1 909	SINGAPORE	186	185	82
ARGENTINA	43 487	18 162	8 455	CHINA	44 772	67 264	32 229
CYPRUS	6 768	2 751	1 266	NORTH KOREA	5 740	5 180	2 544
LEBANON	5 960	2 508	1 143	SOUTH KOREA	14	146	72
SYRIA	9 688	4 996	2 280	TAIWAN	12 818	18 001	8 550
IRAQ	25 667	10 631	4 787				
IRAN	121 226	37 192	16 793	606 INDUSTRIAL PLANT, CHAP 76			
ISRAEL	86 532	37 687	17 518				
JORDAN	20 575	6 192	2 921	EXPORTS	324	386	175
SAUDI ARABIA	128 703	47 648	21 737				
KUWAIT	31 159	10 855	5 068	NIGERIA	172	172	76
BAHRAIN	12 722	4 021	1 884	OMAN	84	164	76
QATAR	1 807	1 127	496				
ARAB EMIRAT	13 973	4 846	2 244	607 INDUSTRIAL PLANT, CHAP 82			
OMAN	2 791	1 113	513				
NORTH YEMEN	9 042	3 504	1 543	EXPORTS	1 795	16 936	7 810
SOUTH YEMEN	275	290	129				
AFGHANISTAN	1 774	857	402	SOVIET UNION	40	740	325



## 6 IMPORTS AND EXPORTS (SPECIAL TRADE) BY GROUPS OF THE SITC-REV. 11 AND BY COUNTRIES OF PRODUCTION AND CONSUMPTION 1986

GROUP COUNTRY	DT * 100 KG	1 000 DM	1 000 \$	GROUP COUNTRY	DT * 100 KG	1 000 DM	1 000 \$
BULGARIA	46	100	50	SYRIA	1 041	1 334	598
LIBYA	99	91	39	IRAQ	135	75	32
SUDAN	100	82	33	IRAN	333	167	83
MALI	883	2 246	1 038	ISRAEL	454	915	434
NIGERIA	87	623	272	SAUDI ARABIA	283	726	329
BURUNDI	32	616	277	KUWAIT	18	139	68
MEXICO	89	8 828	4 132	ARAB EMIRAT	6	71	31
PERU	39	102	46	AFGHANISTAN	399	121	55
SAUDI ARABIA	296	3 316	1 513	PAKISTAN	33	140	62
PAKISTAN	51	108	47	INDIA	772	915	407
				SRI LANKA	143	323	142
611 LEATHER				MALAYSIA	40	74	34
IMPORTS	358 636	1 499 572	692 064	SINGAPORE	434	1 398	666
FRANCE	12 640	73 499	34 140	PHILIPPINES	102	687	311
BELGIUM LUX	9 121	35 215	16 185	CHINA	308	174	80
NETHERLANDS	20 373	43 226	19 924	SOUTH KOREA	5 295	5 873	2 763
ITALY	131 146	773 664	357 171	JAPAN	18 637	9 813	4 569
UNTD KINGDOM	6 554	40 177	18 654	TAIWAN	2 159	2 595	1 185
IRELAND	1 574	618	289	HONG KONG	4 456	12 730	6 012
DENMARK	1 457	8 026	3 694	AUSTRALIA	2 249	4 536	2 084
GREECE	62	216	98	NEW ZEALAND	123	126	58
PORTUGAL	374	1 362	649				
SPAIN	3 139	33 937	15 553	612 LEATHER ETC MANUFACTURES			
NORWAY	1 561	5 213	2 419	IMPORTS	172 375	577 563	267 525
SWEDEN	9 196	30 438	13 931	FRANCE	5 866	20 208	9 380
FINLAND	707	1 722	802	BELGIUM LUX	3 511	5 804	2 644
SWITZERLAND	9 662	24 869	11 565	NETHERLANDS	5 407	7 340	3 396
AUSTRIA	16 784	98 068	45 263	ITALY	58 311	101 027	46 727
MALTA	4	65	31	UNTD KINGDOM	1 810	5 199	2 418
YUGOSLAVIA	9 337	26 006	11 935	IRELAND	91	618	288
TURKEY	56	378	178	DENMARK	1 064	2 034	947
POLAND	3 857	946	444	GREECE	76	445	210
HUNGARY	6 767	9 652	4 431	PORTUGAL	6 519	57 839	26 681
MOROCCO	95	331	148	SPAIN	2 266	6 337	2 932
ETHIOPIA	597	1 041	479	SWEDEN	143	437	200
REP S AFRICA	1 213	9 985	4 613	FINLAND	8	98	42
USA	21 880	39 851	18 511	SWITZERLAND	1 086	8 626	4 030
CANADA	2 692	3 078	1 401	AUSTRIA	26 760	52 087	24 195
COSTA RICA	146	346	142	MALTA	2 038	31 348	14 536
PANAMA	908	327	151	YUGOSLAVIA	10 848	87 600	40 722
COLOMBIA	2 090	4 088	1 919	TURKEY	49	175	85
VENEZUELA	3	67	34	POLAND	935	3 833	1 802
PERU	292	1 336	612	CZECHOSLOVA	3 884	5 757	2 666
BRAZIL	28 570	33 955	15 398	HUNGARY	3 096	25 637	12 037
BOLIVIA	49	439	204	ROMANIA	410	2 149	988
PARAGUAY	1 678	5 579	2 565	MOROCCO	69	278	133
URUGUAY	4 809	15 763	7 305	TUNISIA	2 103	22 641	10 323
ARGENTINA	12 987	17 330	7 962	EGYPT	279	147	70
KUWAIT	48	232	108	REP S AFRICA	125	127	61
AFGHANISTAN	40	280	136	USA	828	2 604	1 224
PAKISTAN	1 894	11 308	5 215	CANADA	60	181	83
INDIA	16 951	97 080	44 685	MEXICO	123	283	129
BANGLADESH	1 339	5 470	2 447	COLOMBIA	1 166	4 279	2 028
NEPAL	127	837	382	BRAZIL	6 522	30 993	14 392
THAILAND	3 317	6 669	3 968	URUGUAY	926	3 963	1 843
INDONESIA	3 433	9 439	4 460	ARGENTINA	53	199	93
SINGAPORE	30	222	108	PAKISTAN	334	1 664	772
CHINA	158	518	239	INDIA	5 628	45 928	21 315
SOUTH KOREA	463	1 507	732	SRI LANKA	631	233	107
JAPAN	4 723	18 506	8 557	THAILAND	11 624	8 844	4 060
TAIWAN	978	2 417	1 135	PHILIPPINES	836	4 384	1 999
AUSTRALIA	564	458	223	CHINA	1 027	362	174
NEW ZEALAND	2 082	1 392	671	SOUTH KOREA	3 052	9 572	4 427
EXPORTS	343 245	900 491	416 306	JAPAN	143	788	353
FRANCE	22 779	84 846	39 385	TAIWAN	2 212	14 742	6 661
BELGIUM LUX	4 814	25 548	11 727	HONG KONG	170	349	161
NETHERLANDS	37 264	58 740	26 961	AUSTRALIA	27	222	109
ITALY	63 615	59 704	27 433	EXPORTS	141 822	319 928	147 828
UNTD KINGDOM	9 710	17 183	7 933	FRANCE	17 489	51 905	23 841
IRELAND	287	903	419	BELGIUM LUX	3 517	10 417	4 833
DENMARK	3 106	13 809	6 509	NETHERLANDS	8 996	18 667	8 663
GREECE	3 140	12 864	5 895	ITALY	4 901	15 033	6 921
PORTUGAL	15 591	62 829	29 208	UNTD KINGDOM	2 798	6 800	3 167
SPAIN	8 783	6 818	3 180	IRELAND	1 406	1 730	798
ICELAND	340	440	196	DENMARK	3 794	8 594	4 003
NORWAY	4 256	25 181	11 623	GREECE	780	1 471	691
SWEDEN	3 284	11 118	5 128	PORTUGAL	9 879	15 842	7 370
FINLAND	4 451	4 156	1 875	SPAIN	1 092	2 966	1 382
SWITZERLAND	11 648	45 699	21 004	ICELAND	73	343	168
AUSTRIA	22 485	78 548	36 156	NORWAY	1 477	4 346	2 021
MALTA	2 199	19 756	9 187	SWEDEN	1 563	6 172	2 864
YUGOSLAVIA	27 830	165 287	76 596	FINLAND	1 554	3 540	1 621
TURKEY	1 173	6 950	3 124	SWITZERLAND	8 399	28 803	13 306
SOVIET UNION	324	1 192	585	AUSTRIA	21 385	43 725	20 214
POLAND	1 699	9 057	4 164	MALTA	628	1 198	556
HUNGARY	8 006	52 210	24 274	YUGOSLAVIA	17 445	31 697	14 622
ROMANIA	6 151	15 333	7 135	TURKEY	308	925	417
BULGARIA	6 565	2 057	959	SOVIET UNION	2 217	3 343	1 568
TUNISIA	3 548	12 651	5 786	POLAND	6 901	6 010	2 758
NIGERIA	516	329	159	CZECHOSLOVA	628	702	327
ETHIOPIA	395	113	56	HUNGARY	9 640	11 812	5 481
REP S AFRICA	2 470	3 252	1 525	ROMANIA	2 065	3 677	1 678
USA	27 744	53 957	24 896	BULGARIA	457	884	398
CANADA	603	2 958	1 361	MOROCCO	152	410	194
MEXICO	27	304	137	ALGERIA	6	71	32
VENEZUELA	29	302	135	TUNISIA	104	470	218
SURINAME	12	87	39	LIBYA	793	879	410
BRAZIL	521	2 532	1 158	ANGOLA	14	78	35
URUGUAY	17	115	51	KENYA	38	147	70
CYPRUS	144	241	109	REP S AFRICA	392	1 362	636



## 6 IMPORTS AND EXPORTS (SPECIAL TRADE) BY GROUPS OF THE SITC-REV. 11 AND BY COUNTRIES OF PRODUCTION AND CONSUMPTION 1986

GROUP COUNTRY	DT = 100 KG	1 000 DM	1 000 \$	GROUP COUNTRY	DT = 100 KG	1 000 DM	1 000 \$
USA	2 096	10 016	4 627	PARAGUAY	3	201	91
CANADA	931	2 989	1 372	URUGUAY	98	1 624	803
PANAMA	78	120	55	ARGENTINA	19	1 007	459
VENEZUELA	31	137	65	LEBANON	4	125	56
PERU	35	111	49	ISRAEL	40	1 387	623
CHILE	57	243	112	MALAYSIA	78	900	418
URUGUAY	326	229	107	CHINA	90	4 499	2 163
ARGENTINA	26	170	79	SOUTH KOREA	3 102	7 699	3 603
SYRIA	11	179	83	JAPAN	52	4 106	1 859
IRAQ	646	2 182	989	HONG KONG	213	15 047	6 741
ISRAEL	242	760	357	AUSTRALIA	5	384	177
SAUDI ARABIA	16	167	77				
ARAB EMIRAT	27	107	50	621 MATERIALS OF RUBBER			
OMAN	7	138	63				
AFGHANISTAN	413	79	38	IMPORTS	1 159 016	724 347	334 194
PAKISTAN	234	451	205				
INDIA	413	808	383	FRANCE	259 318	169 135	77 902
SRI LANKA	12	100	48	BELGIUM LUX	212 057	107 813	49 898
INDONESIA	74	117	52	NETHERLANDS	76 127	32 926	15 258
MALAYSIA	26	102	46	ITALY	143 864	111 711	51 415
SINGAPORE	130	413	191	UNITED KINGDOM	64 622	57 781	26 665
PHILIPPINES	32	62	32	IRELAND	16 654	20 312	9 433
CHINA	61	74	33	DENMARK	15 684	11 787	5 444
NORTH KOREA	43	101	49	PORTUGAL	327	219	103
SOUTH KOREA	1 063	2 785	1 267	SPAIN	15 503	7 882	3 641
JAPAN	1 003	4 930	2 296	NORWAY	145	256	119
TAIWAN	1 381	4 046	1 868	SWEDEN	34 401	19 037	8 771
HONG KONG	120	541	255	FINLAND	251	289	137
AUSTRALIA	852	2 165	986	SWITZERLAND	17 215	16 295	7 552
NEW ZEALAND	159	523	244	AUSTRIA	171 963	72 415	33 456
				YUGOSLAVIA	27 981	8 695	4 033
613 FUR SKINS TANNED, DRESSED				TURKEY	1 360	830	388
				SOVIET UNION	5 961	694	321
IMPORTS	32 656	323 470	150 036	POLAND	16 628	3 500	1 620
				CZECHOSLOVAKIA	11 251	2 371	1 102
FRANCE	1 554	23 729	10 987	HUNGARY	4 078	1 607	737
BELGIUM LUX	3 691	26 450	12 027	ROMANIA	16 086	3 412	1 568
NETHERLANDS	290	2 925	1 364	IVORY COAST	392	61	30
ITALY	3 462	19 073	8 783	USA	26 316	40 868	18 673
UNITED KINGDOM	1 326	26 976	12 585	CANADA	156	377	173
IRELAND	7	181	89	BRAZIL	690	162	78
DENMARK	207	1 546	710	ARGENTINA	165	69	32
GREECE	2 387	75 813	35 345	ISRAEL	7 899	5 054	2 327
SPAIN	4 043	54 599	25 367	SRI LANKA	431	169	75
ICELAND	39	314	145	THAILAND	1 044	290	134
NORWAY	197	1 831	851	MALAYSIA	2 127	1 099	511
SWEDEN	278	1 259	570	SINGAPORE	231	76	32
FINLAND	174	4 541	2 111	CHINA	20	137	64
SWITZERLAND	334	4 579	2 109	JAPAN	6 933	26 216	12 132
AUSTRIA	209	1 944	876	TAIWAN	954	421	192
MALTA	21	215	101	HONG KONG	80	300	139
YUGOSLAVIA	4 443	10 912	5 032				
SOVIET UNION	267	5 073	2 415	EXPORTS	1 481 857	957 440	441 316
POLAND	69	563	265				
CZECHOSLOVAKIA	99	1 530	710	FRANCE	236 341	130 982	60 231
HUNGARY	197	5 439	2 538	BELGIUM LUX	291 498	133 144	60 853
ROMANIA	66	185	75	NETHERLANDS	253 168	135 555	62 555
ALBANIA	13	186	89	ITALY	56 455	48 731	22 477
REP S AFRICA	33	115	56	UNITED KINGDOM	72 215	72 630	33 537
USA	175	4 292	1 987	IRELAND	22 183	9 632	4 423
CANADA	103	3 821	1 811	DENMARK	29 672	26 055	12 075
PERU	61	296	137	GREECE	6 710	7 190	3 335
BRAZIL	1 677	5 710	2 653	PORTUGAL	8 799	5 884	2 755
PARAGUAY	7	114	49	SPAIN	17 562	18 627	8 628
URUGUAY	3 094	10 693	4 920	CANARY IS	58	67	31
ARGENTINA	1 582	16 185	7 518	ICELAND	4 540	2 586	1 224
ISRAEL	30	683	314	NORWAY	12 962	13 382	6 211
PAKISTAN	8	98	44	SWEDEN	39 544	42 077	19 446
THAILAND	49	105	52	FINLAND	20 289	13 194	6 096
CHINA	1 514	6 923	3 222	SWITZERLAND	72 130	45 813	21 225
JAPAN	41	210	100	AUSTRIA	131 016	73 774	34 148
HONG KONG	63	611	283	MALTA	179	128	62
AUSTRALIA	13	169	77	YUGOSLAVIA	21 227	16 813	7 803
NEW ZEALAND	722	3 299	1 543	TURKEY	4 387	5 743	2 621
				SOVIET UNION	7 972	13 163	5 983
EXPORTS	29 600	639 155	295 608	POLAND	4 603	4 468	2 082
				CZECHOSLOVAKIA	1 528	2 001	929
FRANCE	675	12 788	5 820	HUNGARY	7 979	6 093	2 814
BELGIUM LUX	893	6 875	3 199	ROMANIA	1 744	1 713	794
NETHERLANDS	203	6 358	2 948	BULGARIA	2 106	2 169	1 039
ITALY	851	28 346	13 095	MOROCCO	1 649	2 292	1 049
UNITED KINGDOM	1 393	40 663	18 663	ALGERIA	1 537	1 722	792
DENMARK	330	7 083	3 271	TUNISIA	1 230	1 006	460
GREECE	13 559	386 436	179 431	LIBYA	851	1 551	686
PORTUGAL	1 126	6 518	3 000	EGYPT	1 539	1 741	797
SPAIN	723	21 831	9 974	SUDAN	143	106	47
NORWAY	23	1 722	778	MAURITANIA	39	60	30
SWEDEN	320	3 565	1 639	BURKINA FASO	89	113	49
FINLAND	51	2 385	1 121	SENEGAL	259	196	94
SWITZERLAND	883	18 285	8 395	LIBERIA	492	600	286
AUSTRIA	1 214	14 484	6 652	IVORY COAST	108	117	53
ANDORRA		100	46	GHANA	161	125	61
MALTA	77	1 596	736	TOGO	54	68	34
YUGOSLAVIA	1 464	11 035	5 157	NIGERIA	1 012	948	450
TURKEY	114	6 550	3 018	CAMEROON	135	185	89
POLAND	951	1 353	628	GABON	60	86	40
CZECHOSLOVAKIA	54	1 096	501	CONGO	30	182	83
HUNGARY	433	2 909	1 318	ZAIRE	313	353	159
TUNISIA	91	2 926	1 338	ANGOLA	30	114	54
REP S AFRICA	40	1 871	849	ETHIOPIA	233	86	40
USA	133	7 020	3 273	KENYA	389	510	237
CANADA	145	7 799	3 495	UGANDA	417	489	215
DOMINIC REP	2	95	46	TANZANIA	168	412	199
BRAZIL	120	162	75	MADAGASCAR	20	197	89



## 6 IMPORTS AND EXPORTS (SPECIAL TRADE) BY GROUPS OF THE SITC-REV. 11 AND BY COUNTRIES OF PRODUCTION AND CONSUMPTION 1986

GROUP COUNTRY	DT = 100 KG	1 000 DM	1 000 \$	GROUP COUNTRY	DT = 100 KG	1 000 DM	1 000 \$
MAURITIUS	160	96	45	EXPORTS	3 657 315	2 502 259	1 156 642
ZAMBIA	23	65	31	FRANCE	695 388	448 606	207 099
REP S AFRICA	6 113	7 322	3 391	BELGIUM LUX	498 283	321 190	148 972
USA	58 114	37 254	17 196	NETHERLANDS	293 228	198 117	91 289
CANADA	5 729	3 580	1 646	ITALY	358 799	252 985	117 052
MEXICO	465	1 524	687	UNTD KINGDOM	315 090	217 136	100 248
GUATEMALA	175	218	100	IRELAND	11 600	7 081	3 477
COSTA RICA	147	152	77	DENMARK	76 571	52 734	24 410
PANAMA	91	105	51	GREECE	29 998	20 336	9 506
CUBA	19	79	34	PORTUGAL	17 116	13 837	6 434
NETH ANTILL	805	170	83	SPAIN	63 732	33 925	15 794
COLOMBIA	401	516	237	CANARY IS	2 827	2 447	1 109
VENEZUELA	478	876	414	ICELAND	2 883	926	439
ECUADOR	343	353	158	NORWAY	60 200	47 439	21 903
PERU	291	576	265	SWEDEN	129 651	88 954	41 179
BRAZIL	4 094	2 880	1 347	FINLAND	48 048	37 474	17 473
CHILE	1 194	1 171	543	SWITZERLAND	179 922	152 531	70 546
URUGUAY	112	142	66	AUSTRIA	180 172	123 494	56 880
ARGENTINA	670	1 436	667	MALTA	1 763	1 323	611
CYPRUS	414	355	156	YUGOSLAVIA	11 669	5 403	2 446
LEBANON	1 776	624	286	TURKEY	5 095	4 147	1 872
SYRIA	1 450	951	443	SOVIET UNION	2 070	1 438	666
IRAQ	3 210	2 614	1 185	POLAND	12 182	7 511	3 429
IRAN	2 818	3 543	1 590	CZECHOSLOVA	4 727	3 594	1 587
ISRAEL	11 155	5 101	2 337	HUNGARY	21 048	6 647	3 095
JORDAN	1 981	1 215	546	BULGARIA	1 756	1 114	509
SAUDI ARABIA	4 269	3 397	1 573	MOROCCO	458	322	145
KUWAIT	1 231	1 282	591	ALGERIA	8 064	5 383	2 266
BAHRAIN	103	135	63	TUNISIA	191	127	56
QATAR	134	107	49	LIBYA	6 088	4 666	2 130
ARAB EMIRAT	1 432	523	683	EGYPT	2 356	1 751	804
OMAN	767	364	155	SUDAN	279	182	79
NORTH YEMEN	147	92	44	MALI	1 007	378	174
SOUTH YEMEN	166	117	57	BURKINA FASO	269	156	73
PAKISTAN	2 209	2 574	1 216	CHAD	63	71	33
INDIA	1 299	1 784	786	CAPE VERDE	122	107	51
BANGLADESH	400	408	169	SENEGAL	3 097	1 134	526
SRI LANKA	41	155	75	GAMBIA	500	383	181
THAILAND	481	724	338	GUINEA	587	392	177
INDONESIA	2 221	2 185	975	SIERRA LEONE	1 011	392	183
MALAYSIA	390	665	309	LIBERIA	4 582	2 835	1 266
SINGAPORE	3 395	3 114	1 454	IVORY COAST	639	644	286
PHILIPPINES	177	339	160	GHANA	2 484	1 226	565
CHINA	1 076	823	389	TOGO	2 265	563	254
SOUTH KOREA	1 094	2 653	1 264	BENIN	12 439	1 186	544
JAPAN	2 785	2 689	1 231	NIGERIA	7 648	4 341	1 991
TAIWAN	1 727	2 002	937	CAMEROON	11 166	2 892	1 366
HONG KONG	6 946	3 555	1 646	CENT AFR REP	92	180	89
AUSTRALIA	7 948	7 609	3 485	EQUAT GUINEA	151	93	43
NEW ZEALAND	815	524	243	GABON	366	240	110
				CONGO	66	69	36
625 RUBBER TYRES TUBES				ZAIRE	561	463	196
IMPORTS	3 830 723	2 533 688	1 169 474	RWANDA	661	582	265
FRANCE	1 113 343	794 225	365 700	BURUNDI	344	332	165
BELGIUM LUX	391 184	249 940	114 451	ANGOLA	194	210	92
NETHERLANDS	367 490	253 167	117 464	ETHIOPIA	726	695	331
ITALY	312 645	248 692	115 160	DJIBOUTI	83	76	35
UNTD KINGDOM	406 558	276 421	127 322	SOMALIA	723	694	312
IRELAND	42 530	28 092	13 008	KENYA	637	617	275
DENMARK	29 712	8 451	3 936	UGANDA	667	630	297
GREECE	5 821	3 599	1 713	TANZANIA	2 551	2 146	966
PORTUGAL	5 045	3 218	1 503	MADAGASCAR	399	358	160
SPAIN	114 677	82 359	38 111	REUNION	498	442	208
NORWAY	23 720	15 712	7 489	MAURITIUS	465	153	71
SWEDEN	60 499	43 290	20 152	ZAMBIA	72	80	35
FINLAND	4 629	3 048	1 398	REP S AFRICA	6 261	5 100	2 367
SWITZERLAND	85 636	16 936	7 927	USA	230 513	182 603	84 537
AUSTRIA	199 522	116 392	54 124	CANADA	24 655	17 634	8 166
MALTA	199	204	100	HONDURAS	1 549	456	196
YUGOSLAVIA	89 100	43 991	20 367	COSTA RICA	272	259	115
TURKEY	5 515	2 946	1 394	PANAMA	1 529	342	151
SOVIET UNION	242	136	64	CUBA	1 251	355	154
POLAND	15 237	4 097	1 882	DOMINIC REP	770	258	119
CZECHOSLOVA	15 428	5 501	2 579	GUADELOUPE	2 274	1 894	877
HUNGARY	46 877	10 876	5 052	MARTINIQUE	2 106	1 785	829
ROMANIA	19 246	5 884	2 745	JAMAICA	557	254	107
BULGARIA	426	66	31	TRINIDAD TOB	474	183	82
LIBERIA	301	230	107	NETH ANTILL	197	173	77
GHANA	56	67	30	COLOMBIA	84	80	39
ANGOLA	101	78	39	VENEZUELA	99	183	84
REP S AFRICA	862	484	236	FRENCH GUIAN	166	140	66
USA	36 585	30 209	13 889	ECUADOR	436	377	179
CANADA	1 523	1 392	628	PERU	169	145	72
COSTA RICA	426	163	80	BRAZIL	7 541	5 423	2 453
BRAZIL	2 669	1 749	772	CHILE	616	460	211
CHILE	130	78	36	BOLIVIA	51	62	32
URUGUAY	267	274	128	PARAGUAY	839	117	55
ISRAEL	27 486	15 977	7 296	URUGUAY	646	675	320
ARAB EMIRAT	505	67	31	ARGENTINA	417	291	131
INDIA	1 432	565	264	CYPRUS	1 456	1 119	510
SRI LANKA	1 445	755	353	LEBANON	14 316	1 108	507
THAILAND	2 967	1 208	544	SYRIA	1 101	654	310
INDONESIA	152	62	30	IRAQ	11 935	11 288	5 075
MALAYSIA	971	762	345	IRAN	20 308	9 968	4 892
SINGAPORE	134	381	167	ISRAEL	16 295	12 213	5 719
CHINA	1 132	620	302	JORDAN	13 070	3 923	1 787
SOUTH KOREA	77 815	44 960	20 894	SAUDI ARABIA	21 529	14 915	6 952
JAPAN	275 770	192 689	88 735	KUWAIT	3 227	1 840	860
TAIWAN	41 784	22 832	10 514	BAHRAIN	1 078	822	394
AUSTRALIA	610	674	311	QATAR	918	713	327
				ARAB EMIRAT	4 373	3 137	1 476
				OMAN	1 544	1 178	529
				NORTH YEMEN	176	198	99



## 6 IMPORTS AND EXPORTS (SPECIAL TRADE) BY GROUPS OF THE SITC-REV. II AND BY COUNTRIES OF PRODUCTION AND CONSUMPTION 1986

GROUP COUNTRY	DT = 100 KG	1 000 DM	1 000 \$	GROUP COUNTRY	DT = 100 KG	1 000 DM	1 000 \$
PAKISTAN	676	407	200	IVORY COAST	102	394	176
INDIA	106	158	72	GHANA	199	367	174
SRI LANKA	320	328	147	TOGO	63	124	60
THAILAND	1 952	1 388	658	NIGERIA	1 027	2 426	1 121
INDONESIA	414	374	171	CAMEROON	102	470	213
MALAYSIA	681	782	356	CENT AFR REP	18	77	35
SINGAPORE	2 828	2 414	1 160	GABON	213	326	144
PHILIPPINES	145	117	56	CONGO	27	90	37
CHINA	194	261	122	ZAIRE	231	474	216
SOUTH KOREA	148	109	50	RWANDA	21	133	57
JAPAN	124 563	102 804	47 208	ANGOLA	149	498	234
TAIWAN	3 216	2 550	1 189	ETHIOPIA	132	372	179
HONG KONG	895	772	354	KENYA	683	1 051	477
AUSTRALIA	22 759	16 132	7 469	UGANDA	44	107	48
NEW ZEALAND	774	755	345	TANZANIA	55	132	59
NEW CALEDON	1 188	1 012	472	MOZAMBIQUE	19	96	47
FR POLYNESIA	1 293	1 095	498	MADAGASCAR	38	205	90
				MAURITIUS	17	98	43
628 RUBBER ARTICLES NES				ZAMBIA	4 554	3 557	1 602
IMPORTS	521 610	833 685	384 689	ZIMBABWE	67	430	200
FRANCE	100 085	183 967	84 641	MALAWI	64	118	55
BELGIUM LUX	22 186	46 428	21 331	REP S AFRICA	5 262	14 643	6 802
NETHERLANDS	41 864	57 563	26 587	USA	32 554	67 018	30 996
ITALY	76 365	141 290	65 301	CANADA	3 407	6 976	3 197
UNTD KINGDOM	37 496	61 653	26 444	MEXICO	747	2 397	1 109
IRELAND	12 182	24 525	11 363	GUATEMALA	146	373	172
DENMARK	8 875	15 633	7 197	HONDURAS	107	274	130
GREECE	822	412	193	EL SALVADOR	113	390	179
PORTUGAL	408	405	186	COSTA RICA	103	407	193
SPAIN	12 841	17 768	8 184	PANAMA	129	467	230
NORWAY	407	576	266	CUBA	193	407	176
SWEDEN	18 154	21 046	9 748	DOMINIC REP	252	556	251
FINLAND	390	727	342	GUADELOUPE	18	67	30
SWITZERLAND	7 944	37 981	17 634	BARBADOS	20	58	30
AUSTRIA	34 972	43 723	20 361	TRINIDAD TOB	141	305	139
MALTA	477	8 637	3 998	NETH ANTILL	23	88	41
YUGOSLAVIA	47 179	18 200	8 368	COLOMBIA	174	749	352
TURKEY	101	99	46	VENEZUELA	9 154	13 537	6 334
POLAND	804	517	239	GUYANA	26	92	42
CZECHOSLOVA	9 856	4 120	1 894	SURINAME	38	125	54
HUNGARY	11 350	3 799	1 750	ECUADOR	315	1 107	506
ROMANIA	10 110	3 066	1 431	PERU	723	1 959	916
REP S AFRICA	1 985	389	183	BRAZIL	537	3 769	1 734
USA	13 573	58 292	26 727	CHILE	1 029	1 855	867
CANADA	742	2 898	1 350	BOLIVIA	37	136	63
MEXICO	37	72	34	PARAGUAY	184	380	177
BRAZIL	1 135	6 948	3 215	URUGUAY	401	1 027	480
ISRAEL	1 683	1 646	754	ARGENTINA	725	3 766	1 757
SAUDI ARABIA	19	185	93	CYPRUS	207	389	180
INDIA	1 302	817	381	LEBANON	367	710	322
SRI LANKA	6 539	2 725	1 251	SYRIA	2 771	3 686	1 683
THAILAND	10 378	3 008	1 393	IRAQ	2 257	4 830	2 138
MALAYSIA	3 410	1 888	871	IRAN	2 991	8 900	4 065
SINGAPORE	314	817	378	ISRAEL	2 031	5 959	2 763
CHINA	194	135	64	JORDAN	1 005	1 619	753
SOUTH KOREA	8 913	6 291	2 916	SAUDI ARABIA	4 125	8 182	3 771
JAPAN	9 116	49 015	22 609	KUWAIT	857	1 755	815
TAIWAN	7 031	5 737	2 649	BAHRAIN	120	282	131
HONG KONG	239	335	156	QATAR	72	216	99
AUSTRALIA	27	120	55	ARAB EMIRAT	630	1 934	899
NEW ZEALAND	28	85	39	OMAN	166	365	167
EXPORTS	571 311	1 188 342	549 486	NORTH YEMEN	146	246	114
FRANCE	58 472	138 654	63 970	PAKISTAN	363	887	413
BELGIUM LUX	69 388	118 510	54 896	INDIA	9 292	11 687	5 236
NETHERLANDS	45 394	83 988	38 801	BANGLADESH	18	94	42
ITALY	23 569	66 079	30 599	SRI LANKA	48	195	86
UNTD KINGDOM	57 450	108 819	50 391	THAILAND	974	2 097	959
IRELAND	1 299	2 538	1 167	INDONESIA	719	1 750	796
DENMARK	14 846	35 291	16 321	MALAYSIA	599	1 751	802
GREECE	4 842	11 339	5 235	SINGAPORE	3 458	9 315	4 341
PORTUGAL	3 169	10 266	4 760	PHILIPPINES	224	645	310
SPAIN	19 555	51 158	23 657	CHINA	244	1 233	569
CANARY IS	122	470	216	SOUTH KOREA	1 528	4 130	1 982
CEUTA MEL	196	597	280	JAPAN	1 578	12 002	5 585
ICELAND	290	652	298	TAIWAN	421	1 580	748
NORWAY	7 443	15 089	6 995	HONG KONG	511	1 896	885
SWEDEN	24 265	56 918	26 337	AUSTRALIA	4 657	11 529	5 370
FINLAND	8 497	18 452	7 602	PAPUA NEW G	40	195	89
SWITZERLAND	25 843	53 155	24 623	NEW ZEALAND	739	1 813	836
AUSTRIA	36 554	71 736	33 252	FR POLYNESIA	44	73	32
MALTA	106	562	257				
YUGOSLAVIA	4 119	16 892	7 841	633 CORK MANUFACTURES			
TURKEY	4 542	7 336	3 348	IMPORTS	121 938	89 443	41 117
SOVIET UNION	14 037	19 735	9 185	FRANCE	1 383	1 482	679
POLAND	20 857	24 204	11 113	NETHERLANDS	1 924	1 021	471
CZECHOSLOVA	1 235	5 100	2 360	ITALY	1 466	2 385	1 108
HUNGARY	4 073	11 153	5 140	UNTD KINGDOM	983	747	346
ROMANIA	440	1 918	900	DENMARK	300	156	69
BULGARIA	746	2 454	1 141	PORTUGAL	87 791	70 038	32 167
MOROCCO	4 237	4 536	2 101	SPAIN	14 325	8 499	3 928
ALGERIA	1 679	4 012	1 852	SWEDEN	3 028	1 780	825
TUNISIA	253	833	396	SWITZERLAND	137	69	31
LIBYA	970	1 562	736	MOROCCO	3 899	758	354
EGYPT	1 710	3 785	1 723	TUNISIA	4 973	865	389
SUDAN	143	391	180	USA	106	358	161
MAURITANIA	329	490	224	CHINA	125	209	97
MALI	31	196	92	SOUTH KOREA	1 015	560	253
BURKINA FASO	109	888	405	JAPAN	276	282	126
SENEGAL	73	205	91	TAIWAN	51	71	35
LIBERIA	2 597	3 213	1 457				



6 IMPORTS AND EXPORTS (SPECIAL TRADE) BY GROUPS OF THE SITC-REV. II AND BY COUNTRIES OF PRODUCTION AND CONSUMPTION 1986

GROUP COUNTRY	DT * 100 KG	1 000 DM	1 000 \$	GROUP COUNTRY	DT * 100 KG	1 000 DM	1 000 \$
EXPORTS	18 820	31 934	14 778	SOVIET UNION	2 928	1 372	651
FRANCE	1 754	2 314	1 070	CZECHOSLOVA	15 973	2 873	1 316
BELGIUM LUX	1 090	1 569	730	HUNGARY	1 132	339	161
NETHERLANDS	1 552	1 818	837	ROMANIA	1 947	1 095	535
ITALY	531	1 439	666	BULGARIA	906	450	214
UNTD KINGDOM	1 390	2 452	1 145	MOROCCO	429	109	48
DENMARK	1 836	1 651	763	ALGERIA	9 393	2 383	1 071
SPAIN	227	402	191	LIBYA	2 555	772	371
NORWAY	164	254	116	EGYPT	12 845	5 370	2 508
SWEDEN	1 388	2 553	1 183	MALI	890	273	128
FINLAND	206	386	179	LIBERIA	460	103	46
SWITZERLAND	1 943	2 675	1 241	NIGERIA	2 235	900	432
AUSTRIA	2 888	3 546	1 643	CONGO	126	102	44
HUNGARY	164	516	237	ZAIRE	492	152	69
REP S AFRICA	469	1 937	916	ETHIOPIA	732	280	139
USA	939	3 645	1 687	ZIMBABWE	130	135	63
CANADA	138	467	213	REP S AFRICA	3 665	1 242	573
IRAQ	683	233	107	USA	30 445	18 960	8 780
ISRAEL	38	127	59	CANADA	7 506	3 129	1 466
THAILAND	126	165	75	MEXICO	546	462	217
SINGAPORE	69	103	44	PANAMA	1 583	125	62
SOUTH KOREA	51	288	140	TRINIDAD TOB	1 760	189	86
JAPAN	51	131	60	VENEZUELA	177	89	43
AUSTRALIA	697	2 677	1 202	BRAZIL	226	192	90
				CYPRUS	5 304	2 223	1 018
634 VENEERS, PLYWOOD, ETC				LEBANON	780	319	147
IMPORTS	11 684 198	1 354 262	625 345	SYRIA	7 096	1 845	826
FRANCE	1 048 267	141 313	65 245	IRAQ	4 852	1 176	523
BELGIUM LUX	2 199 067	154 827	72 088	IRAN	1 577	512	235
NETHERLANDS	160 162	24 218	11 236	ISRAEL	20 542	3 505	1 644
ITALY	488 918	134 634	62 316	JORDAN	2 538	586	258
UNTD KINGDOM	26 126	7 023	3 245	SAUDI ARABIA	24 875	5 360	2 456
IRELAND	441	527	230	KUWAIT	2 339	3 106	1 426
DENMARK	67 127	15 872	7 387	BAHRAIN	2 049	573	256
GREECE	4 769	1 163	523	ARAB EMIRAT	1 955	455	208
PORTUGAL	33 956	4 147	1 866	PAKISTAN	481	175	79
SPAIN	16 058	5 785	2 665	INDIA	594	204	95
NORWAY	5 022	629	302	SRI LANKA	1 839	557	253
SWEDEN	70 255	11 931	5 535	THAILAND	586	335	150
FINLAND	669 295	145 618	67 641	INDONESIA	981	210	103
SWITZERLAND	1 017 760	85 029	39 245	SINGAPORE	13 493	1 526	686
AUSTRIA	2 853 795	194 816	89 904	CHINA	809	253	105
YUGOSLAVIA	101 557	14 064	6 485	SOUTH KOREA	14 713	5 405	2 535
TURKEY	29 271	2 068	932	JAPAN	12 659	3 291	1 539
SOVIET UNION	180 451	15 377	7 018	TAIWAN	10 683	3 241	1 547
POLAND	99 433	5 550	2 561	HONG KONG	2 119	286	140
CZECHOSLOVA	640 320	25 257	11 683	AUSTRALIA	4 954	2 175	1 006
HUNGARY	2 732	310	142	NEW ZEALAND	1 185	913	423
ROMANIA	129 051	8 238	3 771	635 WOOD MANUFACTURES NES			
TUNISIA	320	81	40	IMPORTS	4 030 210	911 976	424 693
LIBERIA	1 669	446	195	FRANCE	150 196	42 407	19 654
IVORY COAST	190 185	31 462	14 459	BELGIUM LUX	101 132	38 640	18 029
GHANA	16 765	2 875	1 360	NETHERLANDS	491 007	96 223	44 678
CAMEROON	10 803	2 232	1 022	ITALY	141 663	121 513	56 598
EQUAT GUINEA	13 922	2 092	973	UNTD KINGDOM	30 399	7 158	3 312
GABON	13 814	3 083	1 398	IRELAND	884	457	219
CONGO	46 765	10 708	5 008	DENMARK	347 105	111 684	52 142
ZAIRE	28 155	7 376	3 347	GREECE	1 479	552	257
REP S AFRICA	12 460	1 989	894	PORTUGAL	62 728	8 517	3 906
USA	566 125	132 330	60 574	SPAIN	11 703	9 208	4 301
CANADA	229 312	37 531	16 921	NORWAY	20 049	6 884	3 235
PANAMA	848	190	90	SWEDEN	242 666	88 749	41 448
COLOMBIA	490	174	77	FINLAND	99 557	31 987	14 903
ECUADOR	207	134	63	SWITZERLAND	26 659	18 463	8 613
BRAZIL	161 743	41 544	18 807	AUSTRIA	402 761	126 489	59 230
CHILE	94	74	33	YUGOSLAVIA	113 926	30 346	14 083
BOLIVIA	1 803	1 604	712	TURKEY	837	136	62
ISRAEL	451	152	67	SOVIET UNION	11 027	2 058	958
INDIA	4 823	2 126	978	POLAND	271 588	17 612	8 186
THAILAND	1 553	1 686	774	CZECHOSLOVA	676 868	26 917	12 497
INDONESIA	281 860	33 652	15 630	HUNGARY	497 867	27 630	12 805
MALAYSIA	49 793	6 290	2 954	ROMANIA	65 653	15 474	7 188
SINGAPORE	74 467	12 444	5 840	BULGARIA	710	197	91
PHILIPPINES	45 679	5 522	2 624	IVORY COAST	2 748	601	270
CHINA	780	133	58	GHANA	1 799	182	86
SOUTH KOREA	40 143	6 709	3 247	CAMEROON	1 219	173	80
JAPAN	902	1 339	614	TANZANIA	397	277	130
TAIWAN	43 243	9 652	4 455	MOZAMBIQUE	965	146	66
EXPORTS	8 170 506	1 035 118	478 528	MAURITIUS	12	199	91
FRANCE	1 457 135	123 408	56 866	REP S AFRICA	20 253	5 430	2 540
BELGIUM LUX	456 603	64 041	29 567	SWAZILAND	1 097	462	218
NETHERLANDS	1 573 232	159 444	74 065	USA	10 184	3 530	1 675
ITALY	442 715	46 728	21 591	CANADA	12 787	2 703	1 244
UNTD KINGDOM	1 252 070	155 733	71 972	PERU	43	118	56
IRELAND	45 552	5 713	2 645	BRAZIL	41 056	7 652	3 496
DENMARK	1 143 968	112 389	51 683	CHILE	2 138	333	154
GREECE	28 749	7 549	3 489	ISRAEL	81	252	118
PORTUGAL	1 988	849	382	PAKISTAN	248	100	44
SPAIN	91 771	17 633	8 174	INDIA	1 290	1 354	636
CANARY IS	218	182	83	SRI LANKA	80	168	82
ICELAND	4 717	2 020	946	THAILAND	46 935	13 699	6 294
NORWAY	54 947	15 961	7 384	INDONESIA	10 082	1 954	897
SWEDEN	205 288	38 093	17 689	MALAYSIA	44 754	7 840	3 597
FINLAND	20 849	8 261	3 791	SINGAPORE	25 172	4 589	2 125
SWITZERLAND	579 831	98 078	45 355	PHILIPPINES	4 031	2 883	1 344
AUSTRIA	531 476	86 976	40 184	CHINA	8 702	5 231	2 470
MALTA	2 891	690	317	SOUTH KOREA	2 832	1 979	907
YUGOSLAVIA	32 635	10 308	4 778	JAPAN	1 497	3 496	1 588
TURKEY	3 898	1 201	543	TAIWAN	18 128	15 198	7 102
				HONG KONG	2 515	1 639	773



## 6 IMPORTS AND EXPORTS (SPECIAL TRADE) BY GROUPS OF THE SITC-REV. II AND BY COUNTRIES OF PRODUCTION AND CONSUMPTION 1986

GROUP COUNTRY	DT = 100 KG	1 000 DM	1 000 \$	GROUP COUNTRY	DT = 100 KG	1 000 DM	1 000 \$
EXPORTS	2 614 472	809 437	375 517	TURKEY	7 694	726	356
FRANCE	346 017	84 365	38 952	SOVIET UNION	817 774	55 268	25 651
BELGIUM LUX	317 323	90 334	41 786	POLAND	217 036	19 507	8 862
NETHERLANDS	436 761	89 106	41 353	CZECHOSLOVA	616 898	45 725	21 119
ITALY	109 239	26 756	12 406	HUNGARY	63 782	7 407	3 479
UNITD KINGDOM	81 092	35 937	16 600	ROMANIA	344 938	35 714	16 471
IRELAND	8 297	2 817	1 299	BULGARIA	17 247	1 782	859
DENMARK	126 950	21 076	9 770	REP S AFRICA	151 119	11 572	5 425
GREECE	4 968	2 964	1 370	SWAZILAND	8 305	735	320
PORTUGAL	1 111	678	318	USA	1 149 119	129 566	60 073
SPAIN	16 796	6 006	2 775	CANADA	1 303 229	151 384	69 804
CANARY IS	377	381	177	BRAZIL	786 433	76 638	35 370
ICELAND	2 461	1 196	550	CHILE	16 580	2 805	1 285
NORWAY	21 513	9 061	4 209	ARGENTINA	7 930	423	192
SWEDEN	22 336	9 154	4 253	ISRAEL	4 970	898	424
FINLAND	26 590	11 286	5 217	BURMA	4 455	4 170	1 954
SWITZERLAND	703 915	212 603	98 903	THAILAND	7 111	303	143
AUSTRIA	235 705	103 825	48 436	SOUTH KOREA	449	154	70
MALTA	553	204	94	JAPAN	68 764	56 422	25 934
YUGOSLAVIA	4 487	1 064	500	TAIWAN	207	102	44
TURKEY	2 718	1 321	590	HONG KONG	195	95	44
SOVIET UNION	1 183	871	411	EXPORTS	33 148 033	6 725 002	3 107 305
POLAND	6 243	2 080	970	FRANCE	7 844 022	1 410 123	650 655
CZECHOSLOVA	1 145	519	236	BELGIUM LUX	3 280 290	584 228	269 556
HUNGARY	1 017	606	278	NETHERLANDS	4 863 105	864 682	399 653
BULGARIA	66	104	47	ITALY	3 131 410	589 342	271 726
MOROCCO	961	514	239	UNITD KINGDOM	3 741 825	776 846	359 003
ALGERIA	3 084	1 610	751	IRELAND	118 678	24 814	11 474
TUNISIA	246	151	69	DENMARK	777 162	156 360	72 196
LIBYA	6 521	1 344	644	GREECE	191 648	42 603	19 695
EGYPT	1 478	641	295	PORTUGAL	50 721	20 859	9 669
SUDAN	745	214	101	SPAIN	888 255	194 926	90 412
LIBERIA	475	131	60	CANARY IS	4 062	1 727	784
GHANA	1 493	864	424	ICELAND	15 671	4 269	1 982
BENIN	196	99	49	NORWAY	158 005	44 114	20 369
NIGERIA	1 003	552	249	SWEDEN	388 926	110 662	51 216
ANGOLA	72	94	41	FINLAND	122 292	40 173	18 677
ETHIOPIA	437	493	243	SWITZERLAND	1 435 507	368 466	170 313
UGANDA	405	163	79	AUSTRIA	1 333 324	301 769	139 471
TANZANIA	72	90	42	ANDORRA	147	109	49
REP S AFRICA	1 415	1 378	640	MALTA	4 897	1 257	572
USA	37 705	43 461	20 074	YUGOSLAVIA	169 840	56 186	26 156
CANADA	11 880	4 875	2 206	TURKEY	31 930	18 747	8 663
GUATEMALA	69	147	69	SOVIET UNION	323 010	101 190	46 985
COSTA RICA	24	65	30	POLAND	60 843	19 718	9 126
CUBA	380	760	334	CZECHOSLOVA	55 474	14 313	6 632
AM VIRGIN IS	343	159	68	HUNGARY	207 213	56 805	26 291
NETH ANTILL	1 559	724	352	ROMANIA	2 636	1 502	697
COLOMBIA	48	101	50	BULGARIA	43 789	10 514	4 910
VENEZUELA	85	145	70	ALBANIA	1 273	284	130
ECUADOR	49	102	46	MOROCCO	17 922	2 771	1 317
PERU	65	121	56	ALGERIA	161 552	18 966	8 913
CHILE	130	170	76	TUNISIA	8 520	3 270	1 488
ARGENTINA	26	81	40	LIBYA	43 057	7 038	3 131
CYPRUS	87	75	34	EGYPT	31 727	11 085	5 149
LEBANON	385	130	56	SUDAN	1 453	306	138
SYRIA	1 553	401	176	MAURITANIA	353	82	37
IRAQ	1 808	1 115	516	MALI	363	341	154
IRAN	1 154	465	203	SENEGAL	955	163	80
ISRAEL	7 222	1 694	767	SIERRA LEONE	1 680	470	223
JORDAN	1 013	802	378	LIBERIA	167	132	58
SAUDI ARABIA	16 000	8 836	4 037	IVORY COAST	2 208	926	438
KUWAIT	3 156	1 547	718	GHANA	5 184	1 011	462
BAHRAIN	931	551	243	TOGO	259	76	34
QATAR	148	90	39	NIGERIA	30 663	9 353	4 241
ARAB EMIRAT	5 350	2 430	1 107	CAMEROON	7 066	2 250	1 047
OMAN	900	601	264	GABON	584	336	158
NORTH YEMEN	434	152	68	CONGO	121	77	34
INDIA	26	203	91	ZAJRE	3 210	1 611	752
THAILAND	838	234	110	RWANDA	1 322	320	149
INDONESIA	911	359	166	ANGOLA	1 469	487	225
MALAYSIA	560	328	147	ETHIOPIA	1 245	652	302
SINGAPORE	6 414	1 767	807	KENYA	25 964	3 538	1 628
PHILIPPINES	432	133	65	UGANDA	747	242	115
CHINA	2 162	631	299	TANZANIA	3 383	900	413
SOUTH KOREA	356	324	148	MADAGASCAR	318	122	57
JAPAN	2 228	3 427	1 605	MAURITIUS	4 838	1 186	558
TAIWAN	2 682	4 378	2 143	ZAMBIA	569	424	190
HONG KONG	1 560	847	388	ZIMBABWE	1 776	2 013	932
AUSTRALIA	3 747	2 610	1 243	REP S AFRICA	172 220	52 287	24 261
NEW ZEALAND	337	289	135	USA	1 488 463	317 440	146 806
FR POLYNESIA	74	103	48	CANADA	153 653	37 646	17 366
641 PAPER AND PAPERBOARD				MEXICO	4 583	2 612	1 182
IMPORTS	50 435 353	7 576 014	3 499 648	GUATEMALA	710	408	186
FRANCE	5 446 389	934 071	431 770	HONDURAS	210	139	67
BELGIUM LUX	1 583 051	478 504	221 342	EL SALVADOR	2 224	1 002	468
NETHERLANDS	3 932 719	608 802	280 775	COSTA RICA	2 037	1 047	490
ITALY	2 857 778	546 821	252 920	PANAMA	2 087	774	363
UNITD KINGDOM	679 676	217 545	100 615	CUBA	46 532	5 214	2 315
IRELAND	31 250	2 660	1 214	DOMINIC REP	977	500	233
DENMARK	476 251	51 568	23 771	JAMAICA	2 635	629	299
GREECE	584	116	53	BARBADOS	728	217	103
PORTUGAL	225 276	20 625	9 564	TRINIDAD TOB	1 596	738	341
SPAIN	392 919	56 376	26 034	NETH ANTILL	779	255	117
NORWAY	1 997 432	248 911	114 758	COLOMBIA	7 488	3 962	1 839
SWEDEN	11 434 984	1 632 732	754 223	VENEZUELA	13 749	7 061	3 260
FINLAND	8 866 964	1 219 566	563 629	SURINAME	1 232	319	141
SWITZERLAND	1 683 724	242 584	111 727	ECUADOR	1 864	844	390
AUSTRIA	4 744 166	662 787	305 949	PERU	5 188	3 200	1 497
YUGOSLAVIA	484 501	50 790	23 352	BRAZIL	9 246	6 297	2 925
				CHILE	8 927	4 513	2 119
				BOLIVIA	236	141	67



## 6 IMPORTS AND EXPORTS (SPECIAL TRADE) BY GROUPS OF THE SITC-REV. 11 AND BY COUNTRIES OF PRODUCTION AND CONSUMPTION 1986

GROUP COUNTRY	DT * 100 KG	1 000 DM	1 000 \$	GROUP COUNTRY	DT * 100 KG	1 000 DM	1 000 \$
PARAGUAY	194	120	56	SWITZERLAND	545 315	244 891	113 494
URUGUAY	1 109	771	364	AUSTRIA	562 999	236 945	109 725
ARGENTINA	4 473	3 812	1 750	ANDORRA	4 419	2 498	1 163
CYPRUS	14 040	2 937	1 361	MALTA	1 969	1 187	546
LEBANON	10 714	2 122	938	YUGOSLAVIA	39 459	17 784	8 265
SYRIA	7 011	1 536	690	TURKEY	12 501	5 350	2 479
IRAQ	18 740	6 842	3 024	SOVIET UNION	109 427	27 902	12 994
IRAN	35 047	20 598	9 417	POLAND	9 444	3 290	1 517
ISRAEL	74 816	24 529	11 308	CZECHOSLOVA	12 903	5 205	2 452
JORDAN	7 094	1 534	693	HUNGARY	22 813	12 112	5 621
SAUDI ARABIA	96 105	23 851	10 946	ROMANIA	9 371	2 847	1 315
KUWAIT	17 852	4 180	1 923	BULGARIA	21 776	9 971	4 572
BAHRAIN	2 563	910	423	MOROCCO	2 581	1 316	625
QATAR	2 201	705	326	ALGERIA	2 244	1 806	827
ARAB EMIRAT	9 085	2 153	1 004	TUNISIA	5 264	1 841	837
OMAN	879	273	122	LIBYA	32 538	13 198	6 250
NORTH YEMEN	39 771	4 481	2 044	EGYPT	16 441	9 395	4 381
AFGHANISTAN	594	196	89	SUDAN	2 605	1 702	777
PAKISTAN	32 071	11 342	5 253	MALI	77	68	34
INDIA	35 562	20 401	9 457	BURKINA FASO	125	110	49
BANGLADESH	2 080	416	191	NIGER	209	124	57
SRI LANKA	8 163	1 814	859	SENEGAL	78	82	35
NEPAL	1 270	176	80	SIERRA LEONE	190	100	44
BURMA	236	180	81	LIBERIA	1 235	404	183
THAILAND	32 884	5 172	3 876	IVORY COAST	1 580	1 160	546
VIETNAM	1 200	356	165	GHANA	128	112	53
INDONESIA	24 421	11 804	5 561	TOGO	645	266	122
MALAYSIA	41 343	7 484	3 563	NIGERIA	1 657	1 164	540
SINGAPORE	51 939	9 402	4 362	CAMEROON	6 530	3 245	1 504
PHILIPPINES	30 053	4 730	2 243	GABON	2 366	1 122	511
CHINA	355 814	35 768	16 540	CONGO	188	201	96
SOUTH KOREA	13 403	5 709	2 664	ZAIRE	6 286	3 303	1 523
JAPAN	66 056	27 446	12 788	RWANDA	719	482	220
TAIWAN	13 077	5 073	2 367	BURUNDI	229	203	90
HONG KONG	66 184	13 419	6 304	ANGOLA	312	431	209
AUSTRALIA	394 114	104 662	48 244	ETHIOPIA	1 959	1 037	475
PAPUA NEW G	1 298	452	211	DJIBOUTI	148	130	60
NEW ZEALAND	56 590	19 333	9 083	SOMALIA	265	143	66
FIJI	410	159	69	KENYA	1 461	1 028	478
FR POLYNESIA	883	378	174	UGANDA	5 916	1 631	735
642 ARTICLES OF PAPER ETC				TANZANIA	823	590	273
IMPORTS	5 264 764	1 555 795	719 777	MOZAMBIQUE	155	79	38
FRANCE	647 144	237 358	109 718	REUNION	127	160	71
BELGIUM LUX	198 160	80 659	37 334	MAURITIUS	76	138	59
NETHERLANDS	1 191 070	329 167	152 148	ZIMBABWE	223	224	101
ITALY	508 036	158 203	73 267	MALAWI	459	272	126
UNITED KINGDOM	104 957	55 843	25 991	REP S AFRICA	7 524	5 875	2 722
IRELAND	1 766	1 221	562	USA	81 595	58 435	26 920
DENMARK	317 726	71 607	33 128	CANADA	11 887	11 132	5 109
GREECE	5 795	1 516	692	MEXICO	470	1 248	572
PORTUGAL	5 733	2 033	936	GUATEMALA	172	281	135
SPAIN	10 176	5 962	2 788	HONDURAS	217	228	108
NORWAY	35 273	9 080	4 173	EL SALVADOR	30	94	42
SWEDEN	446 483	102 691	47 453	NICARAGUA	717	419	183
FINLAND	158 470	28 447	13 342	COSTA RICA	474	314	145
SWITZERLAND	297 147	88 392	40 795	PANAMA	169	238	110
AUSTRIA	1 072 593	256 082	118 343	CUBA	1 351	842	382
YUGOSLAVIA	112 103	22 681	10 425	HAITI	341	188	87
TURKEY	404	208	104	BAHAMAS	1 315	343	157
SOVIET UNION	228	653	298	DOMINIC REP	372	423	201
CZECHOSLOVA	15 303	3 069	1 436	GUADELOUPE	754	237	106
HUNGARY	2 180	438	208	ST VINCENT	370	222	102
ROMANIA	4 328	597	268	BARBADOS	176	219	99
BULGARIA	332	721	354	TRINIDAD TOB	173	463	216
MOROCCO	792	220	98	NETH ANTILL	738	330	153
TUNISIA	3 573	3 146	1 466	COLOMBIA	504	586	269
USA	32 112	37 967	17 514	VENEZUELA	1 069	1 174	534
CANADA	936	829	383	SURINAME	326	167	77
PANAMA	321	146	68	ECUADOR	165	317	140
BRAZIL	11 948	2 130	1 021	PERU	162	298	137
ISRAEL	326	618	296	BRAZIL	1 335	1 712	812
INDIA	61	169	80	CHILE	1 250	1 378	630
THAILAND	78	130	58	BOLIVIA	112	127	59
INDONESIA	131	74	36	PARAGUAY	74	92	41
MALAYSIA	495	415	188	URUGUAY	119	255	123
SINGAPORE	1 351	936	426	ARGENTINA	608	1 233	570
CHINA	8 610	2 933	1 368	CYPRUS	11 786	4 849	2 215
SOUTH KOREA	45 891	18 411	8 591	LEBANON	1 704	1 025	467
JAPAN	12 824	19 880	9 182	SYRIA	1 842	1 092	508
TAIWAN	5 115	5 707	2 647	IRAQ	5 804	5 515	2 417
HONG KONG	4 213	5 176	2 462	IRAN	14 587	7 579	3 424
EXPORTS	8 090 497	3 354 402	1 550 133	ISRAEL	21 662	17 198	8 030
FRANCE	1 096 491	498 486	230 049	JORDAN	3 816	2 355	1 086
BELGIUM LUX	917 622	347 872	160 355	SAUDI ARABIA	79 446	33 287	15 277
NETHERLANDS	2 306 716	723 321	333 761	KUWAIT	41 646	22 082	10 253
ITALY	364 149	155 685	72 055	BAHRAIN	11 157	5 773	2 621
UNITED KINGDOM	761 233	361 475	167 509	QATAR	11 489	6 407	2 941
IRELAND	61 225	31 486	14 476	ARAB EMIRAT	42 696	24 013	10 925
DENMARK	322 473	108 876	50 447	OMAN	15 690	9 283	4 220
GREECE	86 976	47 410	22 050	NORTH YEMEN	14 262	9 615	4 523
PORTUGAL	11 116	6 720	3 114	AFGHANISTAN	1 055	379	166
SPAIN	47 800	30 092	13 898	PAKISTAN	3 482	2 102	968
CANARY IS	10 519	5 118	2 384	INDIA	1 315	1 115	522
CEUTA MEL	387	140	66	BANGLADESH	399	137	63
ICELAND	7 264	4 340	2 033	SRI LANKA	832	598	269
FAROE IS	500	179	78	THAILAND	4 175	3 347	1 532
NORWAY	32 008	23 115	10 771	INDONESIA	3 198	2 906	1 344
SWEDEN	78 316	51 889	24 026	MALAYSIA	1 864	1 768	800
FINLAND	37 012	21 558	9 970	SINGAPORE	4 867	4 721	2 230
				PHILIPPINES	1 170	627	290
				CHINA	3 060	2 663	1 283
				NORTH KOREA	231	98	47
				SOUTH KOREA	12 836	9 473	4 404
				JAPAN	20 072	18 334	8 494



## 6 IMPORTS AND EXPORTS (SPECIAL TRADE) BY GROUPS OF THE SITC-REV. 11 AND BY COUNTRIES OF PRODUCTION AND CONSUMPTION 1986

GROUP COUNTRY	DT = 100 KG	1 000 DM	1 000 \$	GROUP COUNTRY	DT = 100 KG	1 000 DM	1 000 \$
TAIWAN	5 707	4 313	1 964	ALGERIA	28 821	25 561	11 278
HONG KONG	34 785	19 373	8 843	TUNISIA	4 767	8 925	4 095
AUSTRALIA	7 244	6 496	3 007	LIBYA	552	2 245	1 092
NEW ZEALAND	595	1 092	493	EGYPT	4 787	7 202	3 354
FR POLYNESIA	173	81	38	SUDAN	35	76	34
				SENEGAL	42	100	47
651 TEXTILE YARN AND THREAD				IVORY COAST	5 885	3 862	1 780
IMPORTS	4 365 258	4 247 697	1 950 392	GHANA	658	655	302
FRANCE	453 490	597 239	273 684	NIGERIA	703	1 179	534
BELGIUM LUX	407 209	336 350	155 727	CAMEROON	340	358	158
NETHERLANDS	473 491	424 267	195 268	ZAIRE	188	330	146
ITALY	568 428	743 687	341 528	ANGOLA	76	523	252
UNTD KINGDOM	236 960	255 507	117 837	ETHIOPIA	60	122	53
IRELAND	10 832	16 236	7 513	KENYA	271	267	118
DENMARK	70 564	75 364	34 845	TANZANIA	298	516	241
GREECE	222 291	192 638	88 374	MOZAMBIQUE	147	108	47
PORTUGAL	8 903	10 819	5 002	MADAGASCAR	88	87	40
SPAIN	128 587	94 024	43 066	MAURITIUS	121	260	115
ICELAND	37	113	54	ZAMBIA	50	462	209
NORWAY	6 153	4 587	2 122	ZIMBABWE	190	232	106
SWEDEN	27 832	12 208	5 639	REP S AFRICA	19 694	20 070	9 265
FINLAND	4 008	1 684	772	USA	223 704	235 351	108 537
SWITZERLAND	214 494	338 065	155 464	CANADA	29 651	36 322	16 615
AUSTRIA	163 726	159 337	73 488	MEXICO	521	1 062	473
YUGOSLAVIA	31 653	41 926	19 105	GUATEMALA	350	496	237
TURKEY	328 874	220 702	101 030	EL SALVADOR	765	1 111	528
SOVIET UNION	259	194	86	COSTA RICA	1 218	1 378	637
POLAND	1 204	887	400	PANAMA	34	268	125
CZECHOSLOVA	113 911	36 735	16 760	HAITI	17	79	36
HUNGARY	14 851	8 636	4 028	DOMINIC REP	693	834	370
ROMANIA	15 363	9 703	4 366	GUADELOUPE	16	67	32
BULGARIA	580	505	212	BARBADOS	21	136	65
MOROCCO	1 050	965	462	TRINIDAD TOB	100	866	404
EGYPT	81 040	61 920	28 866	NETH ANTILL	24	111	50
SUDAN	4 915	3 252	1 464	COLOMBIA	1 669	1 815	849
CAMEROON	747	431	197	VENEZUELA	1 636	1 720	786
TANZANIA	1 031	494	234	SURINAME	26	126	55
MAURITIUS	7 015	4 767	2 179	ECUADOR	571	655	291
ZIMBABWE	13 553	7 265	3 355	PERU	373	651	305
REP S AFRICA	41 766	40 083	18 369	BRAZIL	4 456	6 856	3 216
USA	133 738	165 748	76 096	CHILE	945	1 750	816
CANADA	4 539	4 409	1 983	BOLIVIA	46	61	31
MEXICO	20 499	10 235	4 729	PARAGUAY	45	149	64
EL SALVADOR	10 410	5 749	2 656	URUGUAY	312	356	173
COLOMBIA	12 492	8 001	3 580	ARGENTINA	3 160	3 381	1 535
VENEZUELA	79	155	76	CYPRUS	381	1 309	597
PERU	23 311	25 901	11 754	LEBANON	2 289	2 117	945
BRAZIL	139 762	99 115	44 812	SYRIA	12 514	7 914	3 592
CHILE	522	413	186	IRAQ	4 106	7 576	3 297
BOLIVIA	381	198	87	IRAN	10 549	10 426	4 571
URUGUAY	25 761	22 716	10 294	ISRAEL	41 793	41 599	19 337
ARGENTINA	13 773	10 863	4 786	JORDAN	366	346	161
SYRIA	755	412	179	SAUDI ARABIA	1 698	4 291	1 928
ISRAEL	7 423	9 462	4 328	KUWAIT	63	276	130
PAKISTAN	32 441	17 674	7 979	BAHRAIN	13	287	132
INDIA	66 207	22 431	10 286	QATAR	53	175	82
BANGLADESH	31 583	5 736	2 639	ARAB EMIRAT	125	367	165
SRI LANKA	1 190	337	151	OMAN	137	160	74
THAILAND	15 893	4 954	2 286	AFGHANISTAN	314	258	109
INDONESIA	586	350	166	PAKISTAN	3 532	2 949	1 361
MALAYSIA	9 462	7 691	3 490	INDIA	11 232	8 080	3 720
SINGAPORE	2 525	1 542	714	SRI LANKA	4 612	6 944	3 261
CHINA	34 443	23 528	10 844	BURMA	93	156	70
SOUTH KOREA	59 371	40 847	18 656	THAILAND	1 400	2 118	977
JAPAN	16 055	22 792	10 430	VIETNAM	439	1 163	508
TAIWAN	43 107	24 684	11 349	INDONESIA	5 230	3 122	1 340
HONG KONG	596	635	293	MALAYSIA	1 731	3 571	1 651
AUSTRALIA	3 173	4 189	1 907	SINGAPORE	323	1 353	636
NEW ZEALAND	157	162	76	PHILIPPINES	1 327	3 107	1 449
EXPORTS	4 882 530	5 054 579	2 328 788	CHINA	5 214	6 110	2 865
FRANCE	634 127	596 634	274 419	SOUTH KOREA	3 908	6 460	3 033
BELGIUM LUX	539 074	467 664	215 623	JAPAN	25 834	58 170	26 920
NETHERLANDS	531 105	481 221	221 657	TAIWAN	738	1 380	657
ITALY	547 154	631 994	291 229	HONG KONG	2 083	4 576	2 147
UNTD KINGDOM	634 045	585 201	269 503	MACAO	70	213	99
IRELAND	53 897	58 620	26 926	AUSTRALIA	11 325	21 257	9 733
DENMARK	202 656	171 878	79 066	NEW ZEALAND	2 511	4 516	2 065
GREECE	96 088	103 227	48 010	NEW CALEDON	26	118	56
PORTUGAL	54 454	56 157	25 979	FR POLYNESIA	23	79	37
SPAIN	93 698	80 314	37 285				
CANARY IS	69	193	88	652 COTTON FABRICS, WOVEN			
CEUTA MEL	71	149	70	IMPORTS	958 373	1 642 608	757 186
ICELAND	159	751	335	FRANCE	110 983	227 057	104 442
NORWAY	25 778	31 996	14 735	BELGIUM LUX	61 323	110 614	51 040
SWEDEN	83 162	91 038	41 952	NETHERLANDS	52 631	100 955	46 441
FINLAND	60 082	74 374	34 279	ITALY	79 123	277 616	128 541
SWITZERLAND	122 468	181 115	83 473	UNTD KINGDOM	28 383	45 115	20 801
AUSTRIA	262 147	338 534	155 955	IRELAND	8 443	11 344	5 273
ANDORRA	42	109	52	DENMARK	4 597	10 534	4 853
MALTA	997	4 990	2 295	GREECE	11 107	14 927	6 788
YUGOSLAVIA	84 388	124 626	58 269	PORTUGAL	4 720	10 950	4 996
TURKEY	40 230	36 596	16 657	SPAIN	9 207	16 213	7 602
SOVIET UNION	148 922	159 964	73 837	NORWAY	892	2 328	1 086
POLAND	16 544	22 799	10 472	SWEDEN	4 046	12 123	5 566
CZECHOSLOVA	22 291	28 821	13 323	FINLAND	1 160	3 486	1 595
HUNGARY	94 583	100 490	45 926	SWITZERLAND	49 340	183 167	85 219
ROMANIA	1 782	5 198	2 429	AUSTRIA	38 838	136 480	63 227
BULGARIA	6 230	11 897	5 463	YUGOSLAVIA	18 160	23 880	11 056
ALBANIA	51	75	36	TURKEY	32 197	30 889	14 459
MOROCCO	31 560	25 635	11 754	SOVIET UNION	4 151	2 483	1 209
				POLAND	3 460	4 184	1 959
				CZECHOSLOVA	33 258	43 114	19 887



## 6 IMPORTS AND EXPORTS (SPECIAL TRADE) BY GROUPS OF THE SITC-REV. 11 AND BY COUNTRIES OF PRODUCTION AND CONSUMPTION 1986

GROUP COUNTRY	DT = 100 KG	1 000 DM	1 000 \$	GROUP COUNTRY	DT = 100 KG	1 000 DM	1 000 \$
HUNGARY	2 618	4 978	2 275	QATAR	35	182	80
ROMANIA	4 814	5 862	2 677	ARAB EMIRAT	254	1 092	496
BULGARIA	1 257	1 087	470	OMAN	34	200	95
MOROCCO	110	131	60	PAKISTAN	807	1 419	635
TUNISIA	5 225	4 394	2 014	INDIA	55	91	44
EGYPT	6 146	5 675	2 516	SRI LANKA	1 808	3 564	1 653
CAMEROON	345	283	138	THAILAND	396	909	416
KENYA	248	145	64	INDONESIA	170	274	126
TANZANIA	106	85	42	MALAYSIA	201	426	197
MADAGASCAR	7 344	5 800	2 730	SINGAPORE	972	3 162	1 462
ZIMBABWE	160	129	60	PHILIPPINES	344	1 270	579
MALAWI	47	60	30	CHINA	776	1 923	882
REP S AFRICA	241	207	96	SOUTH KOREA	2 359	9 168	4 167
BOTSWANA	4 779	4 713	2 160	JAPAN	3 371	20 686	9 529
USA	42 270	44 065	20 761	TAIWAN	1 258	6 215	3 004
MEXICO	9 095	7 268	3 360	HONG KONG	5 799	21 188	9 831
GUATEMALA	554	1 459	670	MACAO	182	274	133
COLOMBIA	6 655	5 633	2 535	AUSTRALIA	2 810	12 583	5 778
PERU	8 922	8 314	3 658	NEW ZEALAND	504	2 517	1 158
BRAZIL	31 569	26 017	11 714				
ARGENTINA	8 638	7 554	3 529	653 WOVN MAN-MADE FIB FABRIC			
ISRAEL	1 962	2 861	1 331				
PAKISTAN	29 016	21 379	9 510	IMPORTS	912 850	2 056 765	946 341
INDIA	52 198	41 467	16 471	FRANCE	106 182	301 406	139 009
THAILAND	37 351	34 459	15 371	BELGIUM LUX	112 124	221 132	102 166
INDONESIA	11 385	9 492	4 385	NETHERLANDS	70 762	120 558	55 482
MALAYSIA	6 620	5 832	2 586	ITALY	169 553	559 322	256 654
SINGAPORE	272	208	89	UNITD KINGDOM	48 045	47 511	22 175
CHINA	67 590	55 764	25 708	IRELAND	856	1 185	517
SOUTH KOREA	19 044	23 086	10 444	DENMARK	5 175	9 726	4 522
JAPAN	6 133	12 780	5 978	GREECE	8 615	7 114	3 266
TAIWAN	21 018	24 483	11 204	PORTUGAL	17 174	51 239	23 686
HONG KONG	8 542	9 547	4 460	SPAIN	6 051	26 698	12 231
EXPORTS	1 242 996	2 657 395	1 225 084	NORWAY	180	342	149
FRANCE	229 751	373 715	172 541	SWEDEN	8 380	14 374	6 653
BELGIUM LUX	48 141	97 964	45 244	FINLAND	233	862	402
NETHERLANDS	179 342	295 718	135 995	SWITZERLAND	24 142	105 470	48 681
ITALY	204 575	308 758	142 486	AUSTRIA	45 027	121 497	56 015
UNITD KINGDOM	112 525	222 854	101 700	YUGOSLAVIA	9 126	14 643	6 666
IRELAND	4 505	9 448	4 309	TURKEY	6 279	9 026	4 148
DENMARK	23 504	55 289	25 304	SOVIET UNION	1 812	868	404
GREECE	37 015	102 594	47 481	POLAND	2 033	2 199	1 004
PORTUGAL	29 972	77 253	36 113	CZECHOSLOVA	30 319	38 751	17 903
SPAIN	3 078	7 676	3 586	HUNGARY	3 424	4 746	2 226
CANARY IS	200	848	395	ROMANIA	3 810	3 858	1 780
ICELAND	756	2 053	962	BULGARIA	1 890	2 974	1 325
NORWAY	6 091	20 210	9 186	MOROCCO	92	403	191
SWEDEN	9 596	29 299	13 436	REP S AFRICA	136	212	103
FINLAND	15 336	36 402	16 693	USA	4 635	20 315	9 319
SWITZERLAND	46 462	127 192	58 608	CANADA	96	257	125
AUSTRIA	63 096	174 676	80 829	PERU	812	1 016	472
MALTA	12 127	29 797	13 735	BRAZIL	5 448	3 202	1 482
YUGOSLAVIA	46 738	163 995	76 067	ISRAEL	171	343	162
TURKEY	8 096	17 004	7 931	PAKISTAN	3 019	2 262	1 116
SOVIET UNION	6 434	14 242	6 206	INDIA	882	764	370
POLAND	14 897	49 864	23 229	THAILAND	34 769	31 128	13 735
CZECHOSLOVA	9 768	16 562	7 647	INDONESIA	2 609	2 906	1 300
HUNGARY	12 567	39 101	16 109	MALAYSIA	15 351	15 030	6 799
ROMANIA	9 344	27 079	12 602	CHINA	40 258	32 010	14 757
BULGARIA	4 152	10 097	4 601	SOUTH KOREA	19 497	37 039	16 805
MOROCCO	9 219	27 232	12 672	JAPAN	33 231	177 426	81 648
ALGERIA	1 571	3 443	1 522	TAIWAN	70 137	66 047	30 485
TUNISIA	30 386	80 171	36 986	HONG KONG	350	751	342
EGYPT	723	1 553	719	MACAO	127	105	47
SUDAN	260	450	201	EXPORTS	1 392 222	3 510 852	1 619 622
MAURITANIA	572	3 736	1 730	FRANCE	152 437	328 325	151 028
MALI	2 146	11 052	5 084	BELGIUM LUX	103 287	166 216	76 379
NIGER	2 233	9 365	4 276	NETHERLANDS	199 105	386 269	178 434
SENEGAL	664	3 003	1 395	ITALY	84 684	195 260	89 827
GAMBIA	716	2 956	1 337	UNITD KINGDOM	184 368	438 798	202 254
IVORY COAST	695	2 438	1 135	IRELAND	6 129	17 854	8 204
TOGO	99	290	142	DENMARK	29 057	73 830	34 180
BENIN	882	3 871	1 750	GREECE	59 306	178 934	82 795
NIGERIA	157	502	226	PORTUGAL	20 341	75 921	35 257
CAMEROON	1 571	5 437	2 506	SPAIN	11 002	22 994	10 727
GABON	60	261	121	CEUTA MEL	14	68	31
CONGO	42	160	73	ICELAND	593	2 025	934
ETHIOPIA	52	76	35	NORWAY	18 443	43 294	19 944
TANZANIA	45	99	46	SWEDEN	24 568	65 398	30 146
REUNION	203	468	220	FINLAND	22 106	56 427	26 053
MAURITIUS	300	985	448	SWITZERLAND	46 561	135 639	62 728
COMOROS	60	132	58	AUSTRIA	72 647	189 472	87 453
ZIMBABWE	38	85	39	MALTA	10 370	35 067	16 137
REP S AFRICA	326	1 397	630	YUGOSLAVIA	83 651	292 712	135 293
USA	9 913	43 840	20 235	TURKEY	11 514	28 519	13 112
CANADA	3 469	12 491	5 691	SOVIET UNION	21 801	38 231	17 055
PANAMA	30	181	87	POLAND	18 562	70 836	32 811
HAITI	964	2 382	1 040	CZECHOSLOVA	3 999	15 256	7 037
GUADELOUPE	250	214	102	HUNGARY	20 600	73 992	34 127
VENEZUELA	355	2 031	951	ROMANIA	18 911	61 054	28 283
CHILE	404	1 149	525	BULGARIA	6 076	14 040	6 471
URUGUAY	91	237	113	ALBANIA	35	155	69
CYPRUS	3 521	9 014	4 163	MOROCCO	12 184	39 163	18 275
LEBANON	1 780	4 464	2 029	ALGERIA	359	1 732	754
SYRIA	889	1 171	524	TUNISIA	25 216	64 403	29 721
IRAQ	262	1 281	571	EGYPT	4 200	6 104	2 774
IRAN	17	66	30	MAURITANIA	81	70	33
ISRAEL	4 126	11 025	5 031	NIGER	114	117	55
JORDAN	414	1 146	507	SENEGAL	133	270	132
SAUDI ARABIA	2 321	7 404	3 373	IVORY COAST	338	811	374
KUWAIT	562	2 164	976	GHANA	72	113	56
BAHRAIN	66	310	140				



## 6 IMPORTS AND EXPORTS (SPECIAL TRADE) BY GROUPS OF THE SITC-REV. II AND BY COUNTRIES OF PRODUCTION AND CONSUMPTION 1986

GROUP COUNTRY	DT = 100 KG	1 000 DM	1 000 \$	GROUP COUNTRY	DT = 100 KG	1 000 DM	1 000 \$
TOGO	52	102	47	EXPORTS	291 584	921 242	424 479
BENIN	271	271	124	FRANCE	13 087	33 163	15 305
NIGERIA	749	1 148	538	BELGIUM LUX	8 620	33 886	15 608
CAMEROON	2 188	2 941	1 373	NETHERLANDS	49 431	94 529	43 567
CENT AFR REP	21	97	44	ITALY	14 351	59 859	27 360
GABON	227	243	105	UNITD KINGDOM	7 880	36 495	16 657
ZAIRE	107	266	125	IRELAND	2 943	6 405	2 965
ANGOLA	199	392	195	DENMARK	3 984	10 035	4 644
ETHIOPIA	62	74	35	GREECE	14 422	55 183	25 444
KENYA	282	510	250	PORTUGAL	6 597	22 664	10 440
TANZANIA	642	707	317	SPAIN	3 529	11 666	5 423
REUNION	208	658	314	ICELAND	69	261	123
MAURITIUS	499	1 758	803	NORWAY	3 586	6 471	2 981
ZAMBIA	112	559	264	SWEDEN	8 944	16 631	7 591
ZIMBABWE	375	669	306	FINLAND	2 145	8 316	3 819
REP S AFRICA	3 198	11 459	5 254	SWITZERLAND	20 581	55 924	25 738
BOTSWANA	11	98	44	AUSTRIA	35 699	78 466	36 370
USA	32 658	129 523	59 700	MALTA	3 217	12 748	5 874
CANADA	8 554	33 113	15 286	YUGOSLAVIA	32 375	143 969	66 285
MEXICO	138	717	326	TURKEY	2 765	8 405	3 902
HAITI	141	229	95	POLAND	8 613	33 171	15 386
GUADELOUPE	43	123	59	CZECHOSLOVA	1 444	5 601	2 603
MARTINIQUE	39	150	69	HUNGARY	6 025	27 090	12 456
TRINIDAD TOB	25	92	44	ROMANIA	6 794	18 888	8 621
COLOMBIA	183	868	400	BULGARIA	77	280	127
VENEZUELA	301	2 059	963	MOROCCO	1 158	3 321	1 574
ECUADOR	211	441	190	ALGERIA	24	74	34
PERU	54	281	134	TUNISIA	2 178	7 128	3 286
BRAZIL	338	718	333	EGYPT	17	111	51
CHILE	504	1 706	785	MAURITIUS	940	7 528	3 513
URUGUAY	523	841	392	ZIMBABWE	39	113	49
ARGENTINA	246	411	198	REP S AFRICA	657	1 397	631
CYPRUS	1 918	6 006	2 784	USA	13 433	49 751	23 001
LEBANON	1 681	4 269	1 995	CANADA	3 309	11 124	5 090
SYRIA	334	973	443	MEXICO	7	102	46
IRAQ	1 221	3 265	1 457	VENEZUELA	75	366	178
IRAN	10 832	12 622	5 936	BRAZIL	25	181	81
ISRAEL	10 519	24 690	11 434	ARGENTINA	53	183	82
JORDAN	510	1 140	524	CYPRUS	286	828	397
SAUDI ARABIA	2 069	7 918	3 632	LEBANON	172	521	248
KUWAIT	1 206	4 748	2 231	SYRIA	13	64	30
BAHRAIN	170	645	299	IRAQ	37	109	50
QATAR	133	698	314	ISRAEL	1 328	2 864	1 316
ARAB EMIRAT	402	2 280	1 043	JORDAN	40	159	73
OMAN	18	100	47	SAUDI ARABIA	472	1 296	593
AFGHANISTAN	239	808	366	KUWAIT	100	786	369
PAKISTAN	188	150	74	ARAB EMIRAT	41	256	122
INDIA	568	791	369	OMAN	60	87	39
SRI LANKA	2 642	8 664	4 021	PAKISTAN	8	70	33
THAILAND	882	2 358	1 099	INDIA	116	327	153
INDONESIA	389	899	407	SRI LANKA	844	2 185	1 001
MALAYSIA	490	1 298	582	THAILAND	285	617	275
SINGAPORE	1 914	7 167	3 314	INDONESIA	171	260	123
PHILIPPINES	1 061	3 612	1 621	MALAYSIA	106	454	199
CHINA	1 741	5 385	2 464	SINGAPORE	90	425	195
SOUTH KOREA	6 541	25 876	11 984	PHILIPPINES	180	593	270
JAPAN	2 190	12 443	5 773	CHINA	966	2 768	1 224
TAIWAN	844	4 455	2 074	NORTH KOREA	9	299	135
HONG KONG	7 027	26 289	12 078	SOUTH KOREA	3 168	12 183	5 618
AUSTRALIA	4 439	17 116	7 851	JAPAN	2 087	22 959	10 666
NEW ZEALAND	3 873	11 014	5 092	TAIWAN	458	1 160	542
				HONG KONG	529	3 973	1 846
				AUSTRALIA	506	3 094	1 414
				NEW ZEALAND	178	826	379
654 OTH WOVEN TEXTILE FABRIC							
IMPORTS	472 632	1 390 620	639 757	655 KNIT ETC FABRICS			
FRANCE	106 346	152 394	70 251	IMPORTS	270 028	583 741	270 658
BELGIUM LUX	27 041	42 622	19 700	FRANCE	23 560	60 093	27 746
NETHERLANDS	35 439	61 929	28 516	BELGIUM LUX	15 055	29 792	13 827
ITALY	158 417	744 039	342 108	NETHERLANDS	35 734	66 316	30 521
UNITD KINGDOM	20 364	73 127	33 610	ITALY	98 093	223 565	104 042
IRELAND	352	2 633	1 213	UNITD KINGDOM	15 391	29 947	13 816
DENMARK	3 592	7 441	3 432	IRELAND	471	671	315
GREECE	61	368	170	DENMARK	954	2 264	1 041
PORTUGAL	1 085	4 153	1 923	GREECE	2 916	5 030	2 320
SPAIN	1 894	10 840	5 031	PORTUGAL	166	429	195
NORWAY	73	210	96	SPAIN	5 677	6 919	3 216
SWEDEN	3 856	5 666	2 631	SWEDEN	1 344	2 261	1 063
FINLAND	955	464	206	FINLAND	453	1 208	540
SWITZERLAND	28 277	88 258	40 476	SWITZERLAND	14 594	52 030	24 172
AUSTRIA	16 198	54 265	25 038	AUSTRIA	30 195	71 886	33 311
YUGOSLAVIA	10 914	9 232	4 284	MALTA	1 305	1 531	710
TURKEY	54	242	103	YUGOSLAVIA	2 322	3 738	1 731
SOVIET UNION	34	136	60	TURKEY	5 026	3 141	1 423
POLAND	2 355	4 130	1 902	POLAND	1 331	1 456	672
CZECHOSLOVA	12 128	10 541	4 875	CZECHOSLOVA	7 898	4 542	2 074
HUNGARY	314	486	239	HUNGARY	3 409	862	399
ROMANIA	50	203	87	ROMANIA	21	212	102
BULGARIA	123	749	337	USA	1 834	6 639	3 146
REP S AFRICA	780	465	217	CANADA	147	156	69
USA	2 876	6 991	3 204	LEBANON	43	95	47
CANADA	1 280	1 165	535	CHINA	209	1 183	554
PERU	95	556	255	SOUTH KOREA	219	415	189
BRAZIL	382	422	203	JAPAN	1 282	6 520	3 044
URUGUAY	3 002	12 548	5 858	TAIWAN	161	330	144
INDIA	16 969	29 258	13 458	HONG KONG	140	312	144
BANGLADESH	6 670	1 118	509				
THAILAND	450	1 589	727	EXPORTS	453 636	1 110 561	513 054
CHINA	5 477	51 013	23 180	FRANCE	64 416	152 572	70 331
SOUTH KOREA	1 048	4 162	2 038	BELGIUM LUX	36 379	61 503	28 511
JAPAN	3 239	5 499	2 496				
TAIWAN	203	143	72				
HONG KONG	125	1 413	649				



6 IMPORTS AND EXPORTS (SPECIAL TRADE) BY GROUPS OF THE SITC-REV. II AND BY COUNTRIES OF PRODUCTION AND CONSUMPTION 1986

GROUP COUNTRY	DT = 100 KG	1 000 DM	1 000 \$	GROUP COUNTRY	DT = 100 KG	1 000 DM	1 000 \$
NETHERLANDS	70 758	142 664	65 665	PHILIPPINES	4	140	69
ITALY	17 239	40 311	18 615	CHINA	425	1 375	635
UNTD KINGDOM	23 837	53 283	24 402	SOUTH KOREA	380	954	442
IRELAND	5 922	18 249	8 474	JAPAN	5 275	15 977	7 278
DENMARK	9 566	20 537	9 483	TAIWAN	457	2 170	997
GREECE	18 902	49 192	22 987	HONG KONG	116	1 276	600
PORTUGAL	4 888	15 021	7 019	EXPORTS	81 058	310 006	143 349
SPAIN	3 837	10 206	4 692	FRANCE	9 449	34 415	15 915
CANARY IS	27	100	48	BELGIUM LUX	8 658	16 710	7 703
ICELAND	83	347	158	NETHERLANDS	8 512	28 634	13 261
NORWAY	2 801	8 452	3 906	ITALY	6 984	26 560	12 189
SWEDEN	3 421	10 152	4 713	UNTD KINGDOM	4 682	18 117	8 334
FINLAND	3 207	7 486	3 457	IRELAND	270	1 342	609
SWITZERLAND	24 633	64 067	29 577	DENMARK	2 300	8 931	4 151
AUSTRIA	45 373	124 781	57 608	GREECE	1 037	6 288	2 945
MALTA	5 740	12 876	5 933	PORTUGAL	482	3 255	1 536
YUGOSLAVIA	30 888	87 235	40 491	SPAIN	833	2 801	1 296
TURKEY	2 018	2 114	1 004	ICELAND	62	428	196
SOVIET UNION	5 603	18 095	8 033	NORWAY	692	3 360	1 558
POLAND	5 395	14 856	6 867	SWEDEN	3 324	10 598	4 883
CZECHOSLOVA	2 149	6 629	3 046	FINLAND	2 274	5 499	2 536
HUNGARY	9 037	24 207	11 176	SWITZERLAND	4 725	18 377	8 453
ROMANIA	3 841	10 285	4 769	AUSTRIA	9 471	38 706	17 900
BULGARIA	1 312	3 206	1 485	MALTA	267	1 377	638
MOROCCO	13 342	33 667	15 755	YUGOSLAVIA	1 932	11 310	5 259
ALGERIA	121	489	211	TURKEY	547	3 033	1 369
TUNISIA	12 640	28 620	13 277	SOVIET UNION	36	875	410
EGYPT	59	97	43	POLAND	449	2 329	1 093
IVORY COAST	75	101	45	CZECHOSLOVA	471	1 643	769
BENIN	34	64	30	HUNGARY	2 093	8 400	3 879
CAMEROON	914	1 008	472	ROMANIA	295	1 724	817
TANZANIA	112	315	144	BULGARIA	307	1 139	527
REUNION	44	90	41	MOROCCO	399	1 393	640
MAURITIUS	73	216	104	ALGERIA	20	1 441	666
COMOROS	96	134	67	TUNISIA	721	4 410	2 037
REP S AFRICA	517	2 347	1 087	LIBYA	11	81	40
USA	7 106	26 961	12 502	IVORY COAST	11	65	31
CANADA	2 571	10 433	4 855	NIGERIA	23	89	43
TRINIDAD TOB	42	210	96	ETHIOPIA	34	115	54
COLOMBIA	202	429	197	KENYA	19	76	34
VENEZUELA	58	307	135	MAURITIUS	18	74	32
PERU	18	70	32	ZAMBIA	12	65	31
BRAZIL	45	95	43	REP S AFRICA	227	1 142	530
CHILE	26	109	48	USA	3 170	14 393	6 746
ARGENTINA	49	176	82	CANADA	801	4 593	2 140
CYPRUS	721	1 373	628	MEXICO	4	66	32
LEBANON	443	749	351	PERU	4	325	155
SYRIA	111	66	30	BRAZIL	18	1 105	530
IRAQ	52	203	87	CHILE	20	82	39
IRAN	25	93	42	CYPRUS	46	211	97
ISRAEL	3 622	10 509	4 863	LEBANON	55	281	131
JORDAN	66	221	103	SYRIA	72	66	31
SAUDI ARABIA	651	1 728	829	IRAQ	547	1 257	565
KUWAIT	150	1 222	558	IRAN	87	870	395
BAHRAIN	45	158	72	ISRAEL	1 499	5 066	2 314
QATAR	22	79	39	SAUDI ARABIA	52	704	293
ARAB EMIRAT	437	1 358	620	KUWAIT	26	129	61
AFGHANISTAN	73	183	81	BAHRAIN	9	81	34
INDIA	281	192	88	QATAR	5	90	40
SRI LANKA	671	1 195	533	ARAB EMIRAT	56	215	96
THAILAND	96	419	194	INDIA	60	291	140
INDONESIA	107	302	142	SRI LANKA	107	1 511	700
MALAYSIA	185	745	353	THAILAND	101	272	126
SINGAPORE	334	1 028	476	INDONESIA	332	748	346
PHILIPPINES	522	2 324	1 094	MALAYSIA	93	401	183
CHINA	293	774	351	SINGAPORE	101	418	195
SOUTH KOREA	1 755	6 236	2 859	PHILIPPINES	81	581	268
JAPAN	753	4 368	2 039	CHINA	43	264	119
TAIWAN	129	670	312	SOUTH KOREA	342	2 217	1 035
HONG KONG	1 313	5 341	2 475	JAPAN	137	2 077	967
AUSTRALIA	486	2 507	1 132	TAIWAN	67	242	110
NEW ZEALAND	395	1 321	608	HONG KONG	910	4 005	1 873
				AUSTRALIA	292	1 509	702
				NEW ZEALAND	61	326	153
656 LACE, RIBBONS, TULLE, ETC				657 SPECIAL TEXTILE ETC PROD			
IMPORTS	88 226	338 295	156 393	IMPORTS	1 123 649	1 263 182	583 039
FRANCE	10 134	51 065	23 480	FRANCE	125 349	134 260	61 859
BELGIUM LUX	8 554	13 914	6 372	BELGIUM LUX	198 972	206 067	95 146
NETHERLANDS	9 879	13 037	6 031	NETHERLANDS	165 115	188 256	87 109
ITALY	9 690	18 932	8 779	ITALY	140 411	183 687	84 579
UNTD KINGDOM	2 734	9 928	4 541	UNTD KINGDOM	46 855	66 173	30 618
IRELAND	1 542	4 491	2 045	IRELAND	1 980	9 078	4 219
DENMARK	93	313	149	DENMARK	14 617	11 108	5 149
GREECE	344	460	212	GREECE	138	271	126
PORTUGAL	15 230	12 365	5 754	PORTUGAL	57 474	15 282	6 953
SPAIN	1 271	2 599	1 206	SPAIN	17 132	15 270	7 059
NORWAY	42	85	35	NORWAY	4 718	8 236	3 839
SWEDEN	264	670	316	SWEDEN	28 918	40 557	18 575
FINLAND	269	380	179	FINLAND	14 288	11 987	5 524
SWITZERLAND	7 659	69 832	32 386	SWITZERLAND	29 630	100 356	46 176
AUSTRIA	10 163	101 580	47 165	AUSTRIA	42 587	54 249	25 151
POLAND	802	1 298	593	MALTA	51	181	87
CZECHOSLOVA	700	1 451	656	YUGOSLAVIA	28 261	11 559	5 354
HUNGARY	29	144	70	TURKEY	103	72	34
MOROCCO	23	91	42	POLAND	571	873	398
USA	1 312	9 909	4 599	CZECHOSLOVA	24 197	6 966	3 173
CANADA	72	381	175	HUNGARY	10 306	3 380	1 604
BRAZIL	302	1 076	490	ROMANIA	27	104	50
ISRAEL	73	133	59	TUNISIA	24	123	59
PAKISTAN	98	660	301				
INDIA	162	1 075	504				
INDONESIA	42	141	57				
MALAYSIA	43	211	97				



6 IMPORTS AND EXPORTS (SPECIAL TRADE) BY GROUPS OF THE SITC-REV. 11 AND BY COUNTRIES OF PRODUCTION AND CONSUMPTION 1986

GROUP COUNTRY	DT = 100 KG	1 000 DM	1 000 \$	GROUP COUNTRY	DT = 100 KG	1 000 DM	1 000 \$
KENYA	97	146	69	SYRIA	5 176	2 079	926
TANZANIA	33 558	5 320	2 387	IRAQ	2 411	5 006	2 222
MOZAMBIQUE	2 156	276	121	IRAN	1 762	4 142	1 845
USA	29 366	76 110	35 399	ISRAEL	8 108	13 941	6 474
CANADA	212	1 534	708	JORDAN	1 892	1 217	551
MEXICO	4 343	769	351	SAUDI ARABIA	12 767	13 438	6 220
HAITI	4 275	640	284	KUWAIT	798	1 342	608
BRAZIL	53 401	7 398	3 334	BAHRAIN	382	795	363
INDIA	226	79	37	QATAR	50	135	61
SRI LANKA	72	81	38	ARAB EMIRAT	690	1 451	678
THAILAND	2 072	1 182	543	OMAN	22	91	40
MALAYSIA	123	1 165	542	NORTH YEMEN	119	219	101
PHILIPPINES	1 887	474	212	SOUTH YEMEN	48	315	157
CHINA	1 141	1 692	785	AFGHANISTAN	133	64	31
SOUTH KOREA	3 489	2 031	930	PAKISTAN	846	2 258	1 041
JAPAN	25 577	87 774	40 554	INDIA	1 551	6 999	3 250
TAIWAN	5 384	6 270	2 911	BANGLADESH	188	371	171
HONG KONG	435	767	352	SRI LANKA	1 309	3 220	1 463
EXPORTS	1 739 841	2 532 048	1 170 011	BURMA	29	432	193
FRANCE	316 464	353 311	162 475	THAILAND	848	2 700	1 262
BELGIUM LUX	154 058	167 321	77 254	INDONESIA	1 091	3 117	1 426
NETHERLANDS	198 016	224 959	103 916	MALAYSIA	658	1 407	639
ITALY	185 606	247 399	114 134	BRUNEI	31	67	33
UNITED KINGDOM	152 207	167 040	77 049	SINGAPORE	1 628	3 737	1 754
IRELAND	5 198	8 148	3 760	PHILIPPINES	1 314	3 243	1 504
DENMARK	56 670	75 623	35 064	CHINA	528	2 892	1 385
GREECE	25 999	48 586	22 551	SOUTH KOREA	6 880	15 810	7 417
PORTUGAL	12 889	25 117	13 518	JAPAN	19 492	28 199	12 949
SPAIN	43 221	53 745	24 884	TAIWAN	5 036	8 088	3 749
CANARY IS	154	308	143	HONG KONG	15 882	38 946	17 935
ICELAND	1 415	2 378	1 104	AUSTRALIA	9 901	20 981	9 640
FAROE IS	91	197	90	NEW ZEALAND	2 257	4 045	1 883
NORWAY	27 604	47 648	22 109	FR POLYNESIA	64	211	98
SWEDEN	43 272	84 878	39 430	658 TEXTILE ARTICLES NES			
FINLAND	23 726	62 189	28 776	IMPORTS	799 490	1 021 671	472 013
SWITZERLAND	76 164	132 052	61 208	FRANCE	17 251	49 034	22 752
AUSTRIA	89 218	157 565	72 735	BELGIUM LUX	26 160	44 081	20 425
MALTA	2 366	5 557	2 578	NETHERLANDS	39 051	43 019	19 803
YUGOSLAVIA	36 446	112 978	52 248	ITALY	26 160	45 505	21 101
TURKEY	3 552	10 259	4 757	UNITED KINGDOM	12 768	24 092	11 069
SOVIET UNION	23 116	27 654	12 701	IRELAND	1 124	1 730	787
POLAND	11 318	22 630	10 531	DENMARK	5 095	15 508	7 135
CZECHOSLOVAKIA	5 600	10 592	4 923	GREECE	54 425	72 626	33 544
HUNGARY	15 623	34 869	16 149	PORTUGAL	38 382	72 619	33 743
ROMANIA	7 732	16 237	7 522	SPAIN	1 307	5 629	2 593
BULGARIA	11 580	14 054	6 535	ICELAND	49	176	86
ALBANIA	145	415	197	NORWAY	502	2 100	952
MOROCCO	1 446	3 601	1 657	SWEDEN	6 078	17 181	7 991
ALGERIA	2 321	5 003	2 282	FINLAND	1 485	4 341	2 025
TUNISIA	4 517	19 703	9 347	SWITZERLAND	7 471	29 711	13 758
LIBYA	209	867	390	AUSTRIA	25 849	54 624	25 246
EGYPT	3 379	5 290	2 465	MALTA	51	247	110
SUDAN	27	105	52	YUGOSLAVIA	34 876	48 687	22 464
MAURITANIA	32	70	35	TURKEY	62 209	62 440	29 099
SENEGAL	273	139	63	SOVIET UNION	194	271	127
LIBERIA	104	181	78	POLAND	6 988	8 099	3 754
IVORY COAST	665	379	175	CZECHOSLOVAKIA	35 177	39 595	18 170
GHANA	413	286	133	HUNGARY	12 218	13 632	6 291
TOGO	48	69	31	ROMANIA	4 527	5 353	2 480
NIGERIA	1 071	3 097	1 420	BULGARIA	7 188	4 494	2 047
CAMEROON	3 029	3 563	1 653	ALBANIA	683	630	282
CONGO	45	75	35	MOROCCO	422	382	171
RWANDA	339	273	125	TUNISIA	61	547	250
ANGOLA	74	177	85	EGYPT	571	412	199
ETHIOPIA	85	304	144	ZIMBABWE	338	414	203
SOMALIA	232	68	31	REP S AFRICA	1 828	1 785	836
KENYA	866	1 125	520	USA	1 880	9 267	4 278
UGANDA	11	90	42	CANADA	55	199	95
TANZANIA	333	338	160	EL SALVADOR	48	80	37
MOZAMBIQUE	118	293	134	CUBA	146	133	65
REUNION	260	141	66	COLOMBIA	350	249	120
MAURITIUS	543	517	238	PERU	215	514	237
ZAMBIA	260	820	373	BRAZIL	28 657	50 859	23 473
ZIMBABWE	342	1 178	545	IRAN	13	187	88
REP S AFRICA	7 102	18 604	8 607	ISRAEL	12 166	21 287	9 992
USA	43 065	100 453	46 608	AFGHANISTAN	239	566	262
CANADA	15 486	18 760	8 647	PAKISTAN	46 655	46 181	21 593
MEXICO	613	3 690	1 691	INDIA	36 598	25 613	11 523
GUATEMALA	236	517	240	BANGLADESH	77 214	13 225	6 163
EL SALVADOR	52	114	50	SRI LANKA	1 732	2 434	1 103
NICARAGUA	149	198	91	THAILAND	4 559	4 101	1 928
COSTA RICA	75	257	118	INDONESIA	670	1 020	487
PANAMA	89	279	129	MALAYSIA	325	2 451	1 159
CUBA	154	587	253	PHILIPPINES	1 406	3 661	1 711
HAITI	24	92	39	CHINA	113 026	103 918	47 724
WEST INDIES	48	95	47	SOUTH KOREA	16 455	25 703	11 651
DOMINIC REP	105	345	159	JAPAN	674	2 968	1 364
JAMAICA	103	116	55	TAIWAN	12 265	13 764	6 358
BARBADOS	65	128	58	HONG KONG	8 904	23 855	10 892
TRINIDAD TOB	137	231	105	EXPORTS	400 951	792 256	367 891
NETH ANTILL	77	126	61	FRANCE	43 855	98 145	45 581
COLOMBIA	466	1 615	732	BELGIUM LUX	32 167	47 760	22 171
VENEZUELA	1 467	3 186	1 457	NETHERLANDS	112 690	153 862	71 249
ECUADOR	529	1 708	781	ITALY	14 432	37 511	17 353
PERU	332	1 333	632	UNITED KINGDOM	27 726	40 452	18 566
BRAZIL	2 749	9 268	4 310	IRELAND	1 533	1 559	711
CHILE	3 207	4 130	1 918	DENMARK	30 557	34 483	16 011
URUGUAY	327	728	339	GREECE	1 783	3 226	1 486
ARGENTINA	1 115	3 489	1 630	PORTUGAL	323	1 566	739
CYPRUS	2 264	2 252	1 034				
LEBANON	2 738	2 321	1 082				



## 6 IMPORTS AND EXPORTS (SPECIAL TRADE) BY GROUPS OF THE SITC-REV. 11 AND BY COUNTRIES OF PRODUCTION AND CONSUMPTION 1986

GROUP COUNTRY	DT = 100 KG	1 000 DM	1 000 \$	GROUP COUNTRY	DT = 100 KG	1 000 DM	1 000 \$
SPAIN	1 305	5 939	2 712	POLAND	2 083	653	305
CANARY IS <sup>1</sup>	104	347	158	CZECHOSLOVA	6 058	4 834	2 238
CEUTA MEL	14	86	42	HUNGARY	26 498	13 226	6 173
ICELAND	318	1 038	494	ROMANIA	456	2 328	1 041
NORWAY	3 650	12 094	5 593	BULGARIA	1 611	5 030	2 300
SWEDEN	8 577	17 080	7 985	ALBANIA	1 790	9 716	4 496
FINLAND	1 479	4 225	1 974	MOROCCO	65 123	100 810	46 364
SWITZERLAND	30 193	103 878	48 289	TUNISIA	1 608	14 082	6 626
AUSTRIA	34 639	91 742	42 836	EGYPT	1 866	3 296	1 530
ANDORRA	177	258	119	ETHIOPIA	84	137	64
MALTA	97	313	139	MADAGASCAR	74	76	33
YUGOSLAVIA	2 181	8 043	3 715	REP S AFRICA	433	204	92
TURKEY	780	1 362	616	USA	3 788	3 812	1 741
SOVIET UNION	4 058	2 835	1 383	CANADA	163	130	59
POLAND	2 319	3 452	1 601	MEXICO	940	516	238
CZECHOSLOVA	174	708	334	PERU	29	113	54
HUNGARY	1 780	2 328	1 072	BRAZIL	3 757	992	451
ROMANIA	304	1 001	463	IRAN	28 550	387 447	181 120
BULGARIA	59	134	52	ISRAEL	6 381	11 782	5 444
MOROCCO	365	618	286	ARAB EMIRAT	18	424	186
ALGERIA	75	138	65	AFGHANISTAN	10 535	42 613	19 888
TUNISIA	486	2 082	963	PAKISTAN	16 028	97 186	45 000
LIBYA	69	217	100	INDIA	100 221	246 499	113 134
EGYPT	97	190	88	BANGLADESH	353	264	121
SUDAN	136	162	74	SRI LANKA	2 076	902	417
BURKINA FASO	804	405	183	NEPAL	10 892	49 741	22 997
NIGER	51	128	64	THAILAND	118	292	137
CHAD	18	67	30	VIETNAM	400	1 524	717
GUINEA	69	382	190	PHILIPPINES	72	93	46
GHANA	45	184	86	MONGOLIA	125	261	124
TOGO	152	257	113	CHINA	38 103	77 648	35 864
NIGERIA	69	264	122	SOUTH KOREA	1 207	2 447	1 111
RWANDA	37	87	42	JAPAN	1 033	938	437
ETHIOPIA	219	340	152	TAIWAN	1 289	301	138
SOMALIA	53	110	50	HONG KONG	1 091	2 586	1 214
KENYA	166	181	81				
UGANDA	35	96	43	EXPORTS	777 654	860 139	397 993
TANZANIA	62	110	47				
REP S AFRICA	166	670	299	FRANCE	99 891	119 823	55 437
USA	26 865	59 202	27 675	BELGIUM LUX	81 260	93 226	43 110
CANADA	2 281	6 557	3 066	NETHERLANDS	178 377	164 575	76 223
MEXICO	220	625	266	ITALY	41 804	45 844	21 170
HONDURAS	48	69	35	UNTD KINGDOM	61 115	53 034	24 517
EL SALVADOR	102	145	71	IRELAND	1 724	812	370
DOMINIC REP	128	80	39	DENMARK	41 672	32 085	14 865
GUADELOUPE	201	222	108	GREECE	2 146	2 265	1 059
COLOMBIA	340	566	252	PORTUGAL	730	1 000	477
VENEZUELA	18	246	112	SPAIN	4 452	7 788	3 665
ECUADOR	1	73	35	CANARY IS	2 256	2 398	1 116
PERU	91	190	84	ICELAND	1 568	1 287	601
BRAZIL	47	182	87	FAROE IS	638	288	133
CHILE	46	203	90	NORWAY	17 483	16 641	8 626
BOLIVIA	53	116	51	SWEDEN	29 733	27 146	12 625
ARGENTINA	25	144	67	FINLAND	5 958	6 002	2 777
CYPRUS	138	452	212	SWITZERLAND	93 649	136 102	62 876
LEBANON	118	381	174	AUSTRIA	76 194	91 026	42 235
SYRIA	498	823	339	ANDORRA	104	271	129
IRAQ	308	1 351	611	MALTA	79	86	40
IRAN	86	1 156	519	YUGOSLAVIA	706	595	275
ISRAEL	307	1 530	724	TURKEY	239	946	449
JORDAN	114	415	190	SOVIET UNION	206	216	92
SAUDI ARABIA	1 709	6 194	2 859	POLAND	189	334	151
KUWAIT	693	2 552	1 202	CZECHOSLOVA	109	239	115
BAHRAIN	206	575	270	HUNGARY	206	447	208
QATAR	45	237	105	MOROCCO	15	155	74
ARAB EMIRAT	477	1 633	762	LIBYA	146	295	143
OMAN	260	417	185	EGYPT	127	517	238
PAKISTAN	203	397	192	SENEGAL	146	97	48
INDIA	118	102	44	REP S AFRICA	671	628	285
SRI LANKA	30	134	63	USA	13 576	27 593	12 757
THAILAND	101	699	329	CANADA	1 561	1 969	893
INDONESIA	11	76	33	NETH ANTILL	125	202	98
BRUNEI	8	96	46	BRAZIL	27	216	97
SINGAPORE	571	2 388	1 099	CHILE	308	309	139
PHILIPPINES	58	282	131	PARAGUAY	51	198	92
SOUTH KOREA	244	470	220	ARGENTINA	59	98	45
JAPAN	1 589	10 856	5 107	CYPRUS	311	318	146
TAIWAN	109	480	238	LEBANON	504	730	332
HONG KONG	615	2 976	1 418	SYRIA	52	126	63
AUSTRALIA	575	3 128	1 481	IRAQ	287	498	231
NEW ZEALAND	349	833	396	IRAN	50	489	227
				ISRAEL	380	395	181
				JORDAN	49	74	35
				SAUDI ARABIA	5 797	4 592	2 036
				KUWAIT	528	721	338
				BAHRAIN	209	463	195
				QATAR	137	425	192
				ARAB EMIRAT	300	508	234
				OMAN	60	147	65
				AFGHANISTAN	27	229	105
				NEPAL	90	73	32
				INDONESIA	73	89	40
				MALAYSIA	198	114	56
				SINGAPORE	738	715	324
				CHINA	50	584	269
				SOUTH KOREA	1 106	629	286
				JAPAN	2 508	4 044	1 891
				TAIWAN	820	760	362
				HONG KONG	1 566	1 117	511
				AUSTRALIA	1 768	2 379	1 050
				NEW ZEALAND	96	299	147
659 FLOOR COVERINGS ETC							
IMPORTS	2 096 963	2 265 021	1 048 887				
FRANCE	37 549	19 660	9 071				
BELGIUM LUX	1 011 738	615 223	284 171				
NETHERLANDS	466 393	243 033	112 703				
ITALY	18 586	16 809	7 841				
UNTD KINGDOM	18 545	27 966	12 883				
IRELAND	2 112	2 612	1 230				
DENMARK	68 733	51 879	24 080				
GREECE	20 687	21 680	9 979				
PORTUGAL	10 921	10 215	4 736				
SPAIN	4 311	5 183	2 356				
NORWAY	385	266	121				
SWEDEN	2 019	1 662	763				
FINLAND	1 042	2 942	1 349				
SWITZERLAND	29 307	36 817	17 024				
AUSTRIA	56 708	46 044	21 337				
YUGOSLAVIA	3 794	1 279	579				
TURKEY	6 774	52 514	24 572				
SOVIET UNION	2 445	26 127	12 095				



## 6 IMPORTS AND EXPORTS (SPECIAL TRADE) BY GROUPS OF THE SITC-REV. II AND BY COUNTRIES OF PRODUCTION AND CONSUMPTION 1986

GROUP COUNTRY	DT = 100 KG	1 000 DM	1 000 \$	GROUP COUNTRY	DT = 100 KG	1 000 DM	1 000 \$
661 CEMENT ETC BUILDING PROD				662 CLAY, REFRACTORY BLDG PROD			
IMPORTS	27 554 022	886 298	413 950	IMPORTS	17 798 321	1 158 627	537 598
FRANCE	5 658 297	121 277	56 297	FRANCE	2 759 664	120 263	55 963
BELGIUM LUX	6 095 773	78 114	36 614	BELGIUM LUX	886 740	62 435	29 084
NETHERLANDS	1 929 093	49 673	23 144	NETHERLANDS	5 365 424	186 422	87 191
ITALY	4 739 244	386 683	180 871	ITALY	5 771 918	538 217	249 088
UNTD KINGDOM	48 986	8 183	3 812	UNTD KINGDOM	298 684	29 950	13 730
DENMARK	402 818	13 049	6 059	IRELAND	90 742	9 520	4 392
GREECE	73 252	8 222	3 849	DENMARK	482 450	12 795	5 997
PORTUGAL	2 544 861	58 031	27 104	GREECE	2 380	286	134
SPAIN	491 314	35 313	16 385	PORTUGAL	24 622	2 702	1 255
NORWAY	15 962	1 754	823	SPAIN	324 802	30 943	14 270
SWEDEN	96 538	5 628	2 644	NORWAY	132 896	7 168	3 321
FINLAND	26 533	4 129	1 931	SWEDEN	105 504	5 615	2 600
SWITZERLAND	312 875	14 896	6 925	FINLAND	2 259	194	93
AUSTRIA	770 957	27 172	12 836	SWITZERLAND	282 689	24 701	11 431
YUGOSLAVIA	62 154	2 137	989	AUSTRIA	587 041	56 205	26 040
TURKEY	55 086	3 630	1 719	YUGOSLAVIA	269 207	21 364	9 894
POLAND	1 894 914	14 926	7 062	TURKEY	13 084	1 007	481
CZECHOSLOVA	1 786 364	24 659	11 454	POLAND	38 199	1 342	632
HUNGARY	34 250	308	150	CZECHOSLOVA	90 498	5 719	2 673
ROMANIA	315 657	8 047	3 724	HUNGARY	39 864	2 623	1 296
BULGARIA	30 916	843	381	REP S AFRICA	9 332	948	467
REP S AFRICA	7 952	781	371	USA	9 730	7 503	3 402
USA	4 681	665	303	CANADA	2 220	126	58
CANADA	12 399	650	302	CUBA	1 680	77	38
BRAZIL	7 777	1 051	476	BRAZIL	7 689	884	394
PAKISTAN	313	196	90	URUGUAY	1 373	144	73
INDIA	77 060	2 854	1 348	ISRAEL	8 346	1 076	487
CHINA	4 299	498	239	THAILAND	91 431	10 282	4 625
JAPAN	1 070	262	124	SOUTH KOREA	22 756	2 296	1 045
TAIWAN	51 566	12 360	5 778	JAPAN	63 543	14 422	6 853
				TAIWAN	9 824	1 119	554
EXPORTS	27 225 682	519 880	241 959	EXPORTS	14 520 800	1 666 910	768 008
FRANCE	1 402 577	34 701	16 080	FRANCE	2 638 972	343 466	158 241
BELGIUM LUX	1 697 820	46 940	21 874	BELGIUM LUX	1 916 319	150 976	69 791
NETHERLANDS	19 183 888	257 581	120 112	NETHERLANDS	1 074 843	111 001	50 851
ITALY	71 286	5 461	2 526	ITALY	852 657	101 812	47 064
UNTD KINGDOM	311 940	10 475	4 851	UNTD KINGDOM	399 089	58 778	27 046
IRELAND	61 683	4 432	2 103	IRELAND	16 654	2 430	1 145
DENMARK	513 188	14 709	6 803	DENMARK	499 031	38 094	17 583
GREECE	1 389	116	56	GREECE	65 112	7 841	3 593
SPAIN	15 197	1 481	697	PORTUGAL	41 020	8 369	3 834
ICELAND	1 928	152	72	SPAIN	158 083	23 143	10 771
FAROE IS	280	81	38	CANARY IS	5 713	565	258
NORWAY	10 418	2 127	973	ICELAND	7 870	839	395
SWEDEN	36 166	4 085	1 905	NORWAY	166 184	22 042	10 227
FINLAND	26 254	1 758	827	SWEDEN	238 005	32 193	14 789
SWITZERLAND	1 077 612	48 033	22 332	FINLAND	157 985	17 948	8 292
AUSTRIA	306 656	27 588	12 863	SWITZERLAND	1 531 442	92 061	42 738
YUGOSLAVIA	2 087	435	200	AUSTRIA	1 282 148	109 449	50 783
TURKEY	718	142	62	MALTA	1 609	222	103
SOVIET UNION	1 445	285	121	YUGOSLAVIA	96 880	25 709	11 832
CZECHOSLOVA	8 047	1 672	781	TURKEY	149 634	25 536	11 795
HUNGARY	5 494	225	102	SOVIET UNION	23 521	8 469	3 911
ALGERIA	2 720	285	138	POLAND	35 943	7 134	3 283
TUNISIA	8 439	160	74	CZECHOSLOVA	65 329	16 514	7 633
LIBYA	88 562	2 171	979	HUNGARY	82 865	15 158	7 065
EGYPT	356 716	6 828	3 151	ROMANIA	35 910	6 556	3 003
SUDAN	11 940	249	113	BULGARIA	212 761	31 579	14 250
GUINEA	80 203	842	372	ALBANIA	1 498	113	50
SIERRA LEONE	15 458	239	110	MOROCCO	15 931	2 154	993
LIBERIA	11 341	138	63	ALGERIA	34 638	5 179	2 406
GHANA	24 642	467	210	TUNISIA	26 490	4 917	2 250
NIGERIA	1 000 304	12 666	5 976	LIBYA	32 274	4 036	1 830
GABON	6 800	93	42	EGYPT	53 015	7 662	3 470
SOMALIA	116	116	58	SUDAN	2 314	395	192
UGANDA	636	166	83	MAURITANIA	759	220	110
TANZANIA	2 671	72	34	SENEGAL	1 246	175	84
REP S AFRICA	11 871	274	130	SIERRA LEONE	1 167	66	32
USA	25 942	4 448	2 083	LIBERIA	1 824	402	181
CANADA	14 080	2 537	1 192	IVORY COAST	526	178	76
MEXICO	960	88	44	GHANA	526	113	49
EL SALVADOR	4 820	129	59	BENIN	242	66	31
TRINIDAD TOB	62 446	1 203	567	NIGERIA	50 451	7 366	3 246
VENEZUELA	2 382	436	204	CAMEROON	5 349	729	348
CHILE	2 536	76	32	GABON	2 957	454	201
SYRIA	6 128	248	113	CONGO	674	74	33
IRAQ	187 860	6 555	3 015	ZAIRE	3 269	366	166
IRAN	13 130	319	141	BURUNDI	561	68	30
ISRAEL	6 683	654	307	ANGOLA	3 829	559	229
SAUDI ARABIA	5 291	709	324	ETHIOPIA	8 501	1 194	589
KUWAIT	35 023	1 201	547	KENYA	10 349	2 412	1 118
BAHRAIN	1 486	91	42	UGANDA	490	125	62
ARAB EMIRAT	142 034	3 174	1 448	TANZANIA	10 853	1 451	650
OMAN	242 986	5 297	2 419	MOZAMBIQUE	1 012	163	75
NORTH YEMEN	65 150	1 324	605	REUNION	3 563	487	221
PAKISTAN	14 481	421	193	ZAMBIA	1 832	256	125
THAILAND	217	87	40	ZIMBABWE	1 147	172	81
INDONESIA	551	75	35	MALAWI	2 098	314	129
MALAYSIA	237	116	53	REP S AFRICA	66 789	9 716	4 360
SINGAPORE	6 533	870	397	USA	277 260	48 339	22 224
SOUTH KOREA	3 966	282	131	CANADA	131 742	19 614	8 981
JAPAN	2 780	532	250	MEXICO	17 404	5 162	2 231
TAIWAN	1 159	163	79	BERMUDA	967	109	50
HONG KONG	1 124	477	209	GUATEMALA	555	140	62
AUSTRALIA	1 233	271	125	EL SALVADOR	1 011	152	72
				COSTA RICA	3 623	436	184
				PANAMA	745	116	57
				CUBA	22 306	4 613	2 050



## 6 IMPORTS AND EXPORTS (SPECIAL TRADE) BY GROUPS OF THE SITC-REV. 11 AND BY COUNTRIES OF PRODUCTION AND CONSUMPTION 1986

GROUP COUNTRY	DT = 100 KG	1 000 DM	1 000 \$	GROUP COUNTRY	DT = 100 KG	1 000 DM	1 000 \$
HAITI	3 330	637	296	GREECE	35 031	13 797	6 408
BAHAMAS	599	86	39	PORTUGAL	14 193	12 756	5 924
DOMINIC REP	2 682	261	122	SPAIN	84 835	52 702	24 509
GUADELOUPE	2 023	232	107	CANARY IS	261	372	167
MARTINIQUE	1 331	184	85	CEUTA MEL	123	254	121
TRINIDAD TOB	4 419	1 025	463	ICELAND	2 005	872	397
NETH ANTILL	806	97	46	FAROE IS	1 521	102	44
COLOMBIA	9 143	1 448	645	NORWAY	106 960	29 533	13 671
VENEZUELA	10 154	1 969	915	SWEDEN	133 071	70 636	32 700
ECUADOR	16 621	2 855	1 327	FINLAND	36 738	24 068	11 088
PERU	5 286	1 221	556	SWITZERLAND	2 646 417	168 106	78 273
BRAZIL	14 511	3 201	1 501	AUSTRIA	1 047 522	150 043	69 576
CHILE	3 141	593	281	MALTA	1 646	633	288
BOLIVIA	2 892	411	200	YUGOSLAVIA	40 397	38 355	17 788
URUGUAY	172	76	35	TURKEY	43 514	24 612	11 504
ARGENTINA	70 985	15 402	7 147	SOVIET UNION	23 290	19 948	9 302
CYPRUS	15 999	1 863	878	POLAND	17 363	16 195	7 576
LEBANON	10 224	1 380	638	CZECHOSLOVA	17 330	20 608	9 613
SYRIA	25 093	3 437	1 628	HUNGARY	24 383	16 395	7 647
IRAQ	44 371	6 666	2 931	ROMANIA	10 613	8 939	4 248
IRAN	103 519	12 736	5 779	BULGARIA	31 170	11 912	5 511
ISRAEL	10 200	1 681	782	ALBANIA	697	499	235
JORDAN	6 016	640	288	MOROCCO	7 758	1 276	575
SAUDI ARABIA	199 741	27 346	12 538	ALGERIA	103 196	9 710	4 438
KUWAIT	32 332	4 622	2 101	TUNISIA	4 197	1 891	862
BAHRAIN	6 026	1 076	501	LIBYA	31 185	2 874	1 343
QATAR	12 036	1 472	657	EGYPT	10 067	6 146	2 853
ARAB EMIRAT	92 031	10 069	4 559	SUDAN	567	77	33
OMAN	11 685	1 890	842	MALI	125	167	75
NORTH YEMEN	9 947	1 278	628	SIERRA LEONE	98	119	53
PAKISTAN	20 902	3 011	1 362	LIBERIA	549	243	112
INDIA	16 311	4 389	1 999	IVORY COAST	811	526	241
BANGLADESH	1 232	173	80	GHANA	360	476	216
BURMA	492	184	84	BENIN	42	78	34
THAILAND	11 009	2 212	1 003	NIGERIA	7 961	3 586	1 656
INDONESIA	239 591	30 046	13 893	CAMEROON	437	584	264
MALAYSIA	42 239	5 340	2 389	GABON	320	328	147
BRUNEI	13 390	834	378	CONGO	174	149	69
SINGAPORE	96 314	10 071	4 692	ZAIRE	1 042	529	243
PHILIPPINES	2 069	303	139	RWANDA	52	130	57
CHINA	71 562	15 734	7 170	ANGOLA	4 110	732	307
SOUTH KOREA	337 911	53 234	24 676	ETHIOPIA	3 376	730	332
JAPAN	36 540	7 146	3 332	KENYA	1 206	667	310
TAIWAN	197 845	19 270	9 000	UGANDA	35	146	62
HONG KONG	64 809	7 407	3 418	TANZANIA	1 036	337	156
AUSTRALIA	62 479	11 192	5 135	MOZAMBIQUE	843	116	54
NEW ZEALAND	9 452	1 423	671	MADAGASCAR	637	122	53
FR POLYNESIA	1 913	232	110	MAURITIUS	275	123	55
				ZAMBIA	891	193	91
663 DTH NONMETAL MINERAL MFS				ZIMBABWE	1 324	401	186
IMPORTS	9 603 784	1 248 182	578 623	REP S AFRICA	27 513	17 897	8 350
FRANCE	1 325 754	213 857	99 232	USA	182 623	134 296	62 029
BELGIUM LUX	1 314 551	125 468	58 175	CANADA	20 182	15 643	7 162
NETHERLANDS	2 720 837	141 885	66 211	MEXICO	6 440	6 661	3 032
ITALY	790 662	109 527	50 850	GUATEMALA	1 037	635	295
UNTD KINGDOM	172 519	112 752	52 066	HONDURAS	343	169	77
IRELAND	1 166	7 383	3 417	EL SALVADOR	659	335	155
DENMARK	1 317 331	48 325	22 447	NICARAGUA	136	128	54
GREECE	1 287	3 168	1 484	COSTA RICA	1 671	861	394
PORTUGAL	4 254	2 083	951	PANAMA	476	186	88
SPAIN	52 078	17 527	6 079	CUBA	25 837	5 318	2 263
NORWAY	9 697	5 635	2 616	HAITI	210	126	59
SWEDEN	91 934	13 862	6 425	DOMINIC REP	1 694	1 392	635
FINLAND	93 140	13 579	6 280	GUADELOUPE	61	109	50
SWITZERLAND	77 610	44 225	20 546	JAMAICA	262	139	65
AUSTRIA	1 066 012	159 720	74 026	TRINIDAD TOB	1 334	567	271
MALTA	304	343	158	NETH ANTILL	313	112	52
YUGOSLAVIA	146 925	16 726	7 704	COLOMBIA	842	1 147	532
SOVIET UNION	6	258	115	VENEZUELA	4 884	4 420	2 036
POLAND	79 948	4 136	1 900	SURINAME	67	84	39
CZECHOSLOVA	241 508	6 078	2 826	ECUADOR	4 261	1 511	683
HUNGARY	3 671	1 794	815	PERU	2 870	1 539	728
ROMANIA	6 744	1 562	702	BRAZIL	8 217	13 094	6 146
TUNISIA	81	122	56	CHILE	6 733	3 412	1 587
MADAGASCAR	6	160	72	BOLIVIA	194	144	65
REP S AFRICA	904	950	430	PARAGUAY	138	136	65
USA	39 933	97 875	45 224	URUGUAY	524	522	241
CANADA	5 709	2 850	1 332	ARGENTINA	35 229	11 284	5 291
MEXICO	3	123	60	CYPRUS	2 099	846	381
PERU	2 090	1 747	810	LEBANON	3 017	2 028	944
BRAZIL	4 357	4 912	2 241	SYRIA	5 788	3 626	1 651
ISRAEL	3 074	14 778	6 864	IRAQ	10 182	5 030	2 249
INDIA	276	1 891	873	IRAN	59 844	15 611	8 631
THAILAND	987	116	54	ISRAEL	7 419	9 152	4 251
SINGAPORE	1	73	33	JORDAN	4 133	1 706	774
PHILIPPINES	9	76	36	SAUDI ARABIA	85 062	19 161	8 786
CHINA	1 568	802	373	KUWAIT	25 652	2 767	1 249
SOUTH KOREA	7 751	5 701	2 613	BAHRAIN	3 841	703	316
JAPAN	12 159	62 067	28 682	QATAR	1 501	544	248
TAIWAN	2 434	2 195	1 020	ARAB EMIRAT	14 332	2 934	1 346
HONG KONG	86	60	30	OMAN	3 144	683	308
AUSTRALIA	4 340	1 681	747	NORTH YEMEN	802	471	222
EXPORTS	16 052 424	2 322 200	1 075 178	AFGHANISTAN	149	233	102
FRANCE	3 717 669	377 581	174 396	PAKISTAN	6 968	4 787	2 133
BELGIUM LUX	2 005 468	164 424	76 163	INQIA	6 124	10 201	4 727
NETHERLANDS	3 852 114	232 966	108 265	BANGLADESH	637	465	221
ITALY	622 720	208 507	96 289	SRI LANKA	366	808	378
UNTD KINGDOM	357 837	174 777	80 964	BURMA	45	97	41
IRELAND	15 198	7 310	3 378	THAILAND	2 793	3 945	1 846
DENMARK	286 883	46 214	21 380	VIETNAM	30	98	40
				INDONESIA	25 971	11 541	5 335
				MALAYSIA	4 090	3 206	1 468
				SINGAPORE	8 418	7 323	3 431
				PHILIPPINES	1 476	873	406



6 IMPORTS AND EXPORTS (SPECIAL TRADE) BY GROUPS OF THE SITC-REV. II AND BY COUNTRIES OF PRODUCTION AND CONSUMPTION 1986

GROUP COUNTRY	DT = 100 KG	1 000 DM	1 000 \$	GROUP COUNTRY	DT = 100 KG	1 000 DM	1 000 \$
CHINA	6 917	5 722	2 643	MEXICO	910	941	438
SOUTH KOREA	9 806	7 906	3 686	GUATEMALA	3 528	221	100
JAPAN	5 717	12 033	5 583	HONDURAS	409	85	40
TAIWAN	11 542	10 891	5 071	COSTA RICA	522	89	40
HONG KONG	3 168	3 558	1 638	PANAMA	355	61	31
MACAO	316	223	112	CUBA	458	284	126
AUSTRALIA	26 884	18 168	8 420	HAITI	968	147	71
NEW ZEALAND	8 426	2 358	1 109	DOMINIC REP	1 249	207	94
NEW CALEDON	187	179	87	MARTINIQUE	614	81	40
FR POLYNESIA	98	157	73	BARBADOS	871	195	88
				TRINIDAD TOB	9 126	1 090	509
664 GLASS				NETH ANTILL	1 640	254	122
IMPORTS	6 174 919	1 215 790	564 049	COLOMBIA	2 778	2 539	1 191
FRANCE	872 454	121 805	56 653	VENEZUELA	3 690	2 064	940
BELGIUM LUX	2 343 080	312 977	145 407	ECUADOR	6 522	868	398
NETHERLANDS	628 002	109 845	51 121	PERU	4 364	462	222
ITALY	619 563	188 678	87 424	BRAZIL	5 747	8 257	3 868
UNTD KINGDOM	251 067	65 932	30 638	CHILE	387	1 060	493
IRELAND	10 514	16 951	7 836	URUGUAY	521	117	54
DENMARK	54 810	4 649	2 177	ARGENTINA	11 240	2 303	1 067
SPAIN	33 419	10 473	4 899	CYPRUS	10 092	1 238	560
NORWAY	1 740	633	293	LEBANON	11 615	871	381
SWEDEN	58 516	20 418	9 402	SYRIA	7 521	819	369
FINLAND	96 269	53 864	24 955	IRAQ	5 501	2 147	971
SWITZERLAND	64 547	25 434	11 801	IRAN	1 751	1 193	560
AUSTRIA	164 043	25 351	11 926	ISRAEL	29 773	8 101	3 783
YUGOSLAVIA	33 988	9 551	4 408	JORDAN	5 105	821	360
TURKEY	67 619	5 273	2 470	SAUDI ARABIA	92 880	13 270	5 998
SOVIET UNION	64 047	3 075	1 430	KUWAIT	5 635	2 449	1 106
POLAND	179 451	8 105	3 734	BAHRAIN	9 872	1 769	821
CZECHOSLOVA	264 252	18 842	8 749	QATAR	2 799	323	147
HUNGARY	124 976	9 336	4 307	ARAB EMIRAT	4 848	2 167	1 020
ROMANIA	74 421	5 658	2 624	OMAN	9 495	2 142	951
REP S AFRICA	265	372	174	NORTH YEMEN	3 094	316	146
USA	52 656	114 129	52 465	AFGHANISTAN	223	86	41
CANADA	12 704	9 989	4 620	PAKISTAN	1 925	713	325
MEXICO	30 688	14 527	6 789	INDIA	21 490	5 462	2 502
BRAZIL	21 295	11 110	4 992	BANGLADESH	708	95	45
ISRAEL	32	312	145	SRI LANKA	242	92	44
THAILAND	1 840	751	360	BHUTAN	54	190	95
MALAYSIA	856	5 576	2 537	THAILAND	16 031	2 272	1 052
CHINA	342	114	51	INDONESIA	5 378	1 064	482
SOUTH KOREA	611	1 153	550	MALAYSIA	7 259	3 692	1 675
JAPAN	22 852	28 719	13 357	SINGAPORE	4 316	2 670	1 222
TAIWAN	18 131	6 460	3 009	PHILIPPINES	1 597	955	438
HONG KONG	1 537	1 768	820	CHINA	5 375	3 557	1 679
AUSTRALIA	3 745	3 737	1 818	SOUTH KOREA	7 823	2 409	1 120
EXPORTS	7 403 954	1 922 598	888 871	JAPAN	25 042	52 297	24 005
FRANCE	944 788	252 650	116 547	TAIWAN	5 661	4 344	2 000
BELGIUM LUX	551 072	132 473	61 194	HONG KONG	106 588	10 116	4 745
NETHERLANDS	883 816	166 154	77 109	AUSTRALIA	101 416	16 890	7 763
ITALY	1 044 524	225 375	104 216	PAPUA NEW G	801	163	74
UNTD KINGDOM	514 802	180 744	83 615	NEW ZEALAND	13 723	3 916	1 813
IRELAND	22 208	11 196	5 222	NEW CALEDON	438	94	42
DENMARK	155 480	40 297	18 596	FIJI	2 053	268	123
GREECE	68 941	9 210	4 294	FR POLYNESIA	978	131	60
PORTUGAL	46 376	11 048	5 046				
SPAIN	108 663	47 649	21 866	665 GLASSWARE			
CANARY IS	8 125	1 013	477	IMPORTS	3 316 056	739 401	341 940
ICELAND	4 935	1 054	493	FRANCE	519 116	161 932	74 754
NORWAY	114 159	24 149	11 144	BELGIUM LUX	410 453	54 385	25 166
SWEDEN	231 924	67 660	31 239	NETHERLANDS	686 911	65 930	30 538
FINLAND	219 812	37 393	17 216	ITALY	345 719	109 344	50 421
SWITZERLAND	514 488	132 565	61 855	UNTD KINGDOM	96 166	28 874	13 389
AUSTRIA	612 652	146 468	68 166	IRELAND	171	791	350
MALTA	823	316	143	DENMARK	46 710	9 122	4 270
YUGOSLAVIA	117 855	27 130	12 610	PORTUGAL	8 747	5 213	2 404
TURKEY	25 910	7 686	3 585	SPAIN	15 533	7 407	3 418
SOVIET UNION	1 543	1 945	920	NORWAY	52	174	73
POLAND	11 993	6 634	3 065	SWEDEN	9 282	8 860	4 085
CZECHOSLOVA	2 476	2 964	1 373	FINLAND	762	1 420	666
HUNGARY	51 317	11 996	5 465	SWITZERLAND	108 209	16 181	7 470
ROMANIA	6 864	2 548	1 154	AUSTRIA	303 542	99 496	46 153
BULGARIA	5 502	3 750	1 708	YUGOSLAVIA	27 538	15 632	7 245
MOROCCO	1 662	286	127	TURKEY	82 575	31 245	14 411
ALGERIA	7 310	1 075	503	SOVIET UNION	1 439	568	261
TUNISIA	1 527	261	123	POLAND	69 395	10 755	4 984
LIBYA	16 341	2 224	1 036	CZECHOSLOVA	318 943	32 745	15 147
EGYPT	22 303	2 477	1 122	HUNGARY	199 365	13 954	6 403
SUDAN	869	101	44	ROMANIA	27 542	20 296	9 444
MAURITANIA	589	73	33	BULGARIA	1 180	408	196
SENEGAL	2 814	544	260	USA	7 613	17 916	8 252
LIBERIA	526	135	65	CANADA	615	130	59
IVORY COAST	7 588	936	430	MEXICO	3 000	1 363	620
GHANA	1 496	204	96	BRAZIL	126	484	224
TOGO	611	81	40	ISRAEL	68	253	119
BENIN	574	71	31	PAKISTAN	109	108	52
NIGERIA	21 927	3 179	1 404	INDIA	8 400	6 714	3 083
CAMEROON	2 683	389	176	THAILAND	149	87	40
GABON	1 912	227	106	CHINA	4 606	2 026	957
CONGO	944	117	55	SOUTH KOREA	395	1 252	573
ANGOLA	48	93	43	JAPAN	1 637	3 465	1 612
ETHIOPIA	478	90	45	TAIWAN	7 236	9 088	4 281
KENYA	521	143	66	HONG KONG	2 436	1 451	674
TANZANIA	764	239	108	EXPORTS	6 709 389	1 400 380	648 073
REUNION	6 108	729	341	FRANCE	1 715 249	218 730	101 030
ZAMBIA	601	204	95	BELGIUM LUX	713 252	87 571	40 385
REP S AFRICA	20 730	9 797	4 534	NETHERLANDS	2 160 143	211 387	97 847
USA	349 064	164 196	75 618	ITALY	176 248	80 553	37 220
CANADA	69 607	11 310	5 170	UNTD KINGDOM	166 432	67 406	31 321



## 6 IMPORTS AND EXPORTS (SPECIAL TRADE) BY GROUPS OF THE SITC-REV. II AND BY COUNTRIES OF PRODUCTION AND CONSUMPTION 1986

GROUP COUNTRY	DT = 100 KG	1 000 DM	1 000 \$	GROUP COUNTRY	DT = 100 KG	1 000 DM	1 000 \$
IRELAND	37 652	7 787	3 576	MACAO	17	114	57
DENMARK	135 003	31 784	14 766	AUSTRALIA	17 774	16 712	7 759
GREECE	53 928	17 376	8 046	NEW ZEALAND	1 090	1 536	706
PORTUGAL	3 809	4 621	2 145	NEW CALEDON	2 759	319	151
SPAIN	38 788	28 779	13 362	FR POLYNESIA	2 037	199	91
CANARY IS	813	731	343				
ICELAND	3 369	1 288	602	666 POTTERY			
NORWAY	34 525	13 991	6 542				
SWEDEN	59 544	30 694	14 289	IMPORTS	757 317	458 776	213 217
FINLAND	19 824	9 960	4 601				
SWITZERLAND	352 219	95 008	44 143	FRANCE	72 800	39 807	18 473
AUSTRIA	206 502	76 337	35 379	BELGIUM LUX	17 206	19 502	9 122
ANDORRA	237	363	166	NETHERLANDS	57 657	32 638	15 123
MALTA	651	1 154	529	ITALY	173 155	99 245	46 027
YUGOSLAVIA	26 376	4 719	2 224	UNTD KINGDOM	121 963	70 375	32 496
TURKEY	2 819	2 573	1 211	IRELAND	977	694	328
SOVIET UNION	131	1 075	488	DENMARK	4 360	11 497	5 446
POLAND	195	776	374	GREECE	1 095	1 117	524
CZECHOSLOVA	508	999	460	PORTUGAL	96 159	38 099	17 593
HUNGARY	8 739	2 690	1 243	SPAIN	8 523	8 303	3 853
ROMANIA	129	489	226	NORWAY	127	177	82
BULGARIA	876	1 761	819	SWEDEN	1 946	3 181	1 470
MOROCCO	505	871	404	FINLAND	1 645	1 846	867
ALGERIA	524	1 766	853	SWITZERLAND	1 584	7 037	3 296
TUNISIA	366	406	183	AUSTRIA	2 807	4 908	2 285
LIBYA	296	1 283	588	YUGOSLAVIA	8 518	3 961	1 827
EGYPT	871	1 646	765	TURKEY	1 136	339	152
SUDAN	348	200	92	SOVIET UNION	2 596	634	290
MALI	7	285	131	POLAND	2 575	932	443
GAMBIA	625	78	34	CZECHOSLOVA	5 725	2 170	1 002
IVORY COAST	1 464	233	112	HUNGARY	2 248	4 206	1 936
GHANA	350	210	95	ROMANIA	11 422	2 922	1 412
TOGO	9 598	721	342	BULGARIA	1 068	256	124
NIGERIA	847	302	138	USA	595	1 998	924
CAMEROON	2 903	455	207	MEXICO	572	380	178
ZAIRE	207	103	46	PERU	37	79	39
ANGOLA	48	202	92	BRAZIL	10 695	2 200	1 028
ETHIOPIA	62	217	99	CHILE	165	216	102
KENYA	4 054	865	402	URUGUAY	76	240	113
SEYCHELLES	2 030	195	92	ISRAEL	32	72	36
MAURITIUS	126	70	30	SRI LANKA	1 127	1 678	778
ZIMBABWE	147	225	104	THAILAND	6 141	1 229	546
REP S AFRICA	8 984	7 339	3 430	MALAYSIA	49	416	196
USA	171 814	197 106	90 770	PHILIPPINES	1 051	900	409
CANADA	20 021	19 271	8 837	CHINA	22 700	10 179	4 735
MEXICO	866	1 555	711	SOUTH KOREA	22 809	8 797	4 099
BERMUDA	57	218	98	JAPAN	14 169	24 602	11 494
GUATEMALA	341	396	186	TAIWAN	78 086	50 511	23 696
HONDURAS	82	168	79	HONG KONG	1 117	841	395
COSTA RICA	100	231	102	MACAO	245	262	129
PANAMA	1 135	1 053	495				
CUBA	1 039	1 343	603	EXPORTS	700 883	845 076	391 279
BAHAMAS	166	317	148				
DOMINIC REP	181	310	142	FRANCE	93 656	91 134	41 891
AM VIRGIN IS	46	77	35	BELGIUM LUX	40 799	43 280	20 053
CAYMAN IS	53	106	49	NETHERLANDS	102 522	79 112	36 787
JAMAICA	159	94	43	ITALY	129 085	152 462	70 459
ST VINCENT	4 758	541	250	UNTD KINGDOM	29 043	37 435	17 203
BARBADOS	96	194	90	IRELAND	381	419	191
TRINIDAD TOB	38 828	3 856	1 774	DENMARK	34 876	20 921	9 801
NETH ANTILL	116	256	112	GREECE	10 967	6 710	3 095
COLOMBIA	632	963	436	PORTUGAL	1 141	2 251	1 089
VENEZUELA	249	628	296	SPAIN	10 961	13 635	6 287
ECUADOR	1 229	974	457	CANARY IS	465	550	262
PERU	2 149	819	384	ICELAND	978	1 800	843
BRAZIL	1 582	2 977	1 405	NORWAY	18 221	18 078	8 407
CHILE	1 118	1 588	741	SWEDEN	42 190	45 832	21 351
BOLIVIA	65	97	47	FINLAND	6 319	6 275	2 905
PARAGUAY	106	196	91	SWITZERLAND	53 659	67 787	31 439
URUGUAY	251	356	165	AUSTRIA	47 591	56 724	26 432
ARGENTINA	625	1 071	496	ANDORRA	58	176	85
CYPRUS	4 710	1 266	592	MALTA	514	894	414
LEBANON	265	443	202	YUGOSLAVIA	719	1 313	635
SYRIA	454	867	393	TURKEY	1 654	2 060	951
IRAQ	2 221	1 892	852	CZECHOSLOVA	219	191	91
IRAN	17 171	8 931	4 157	HUNGARY	517	747	366
ISRAEL	11 203	8 819	4 105	BULGARIA	108	178	86
JORDAN	629	690	311	MOROCCO	105	273	122
SAUDI ARABIA	247 698	32 473	15 106	ALGERIA	101	294	131
KUWAIT	5 294	1 569	701	LIBYA	42	85	40
BAHRAIN	18 776	2 422	1 079	EGYPT	151	450	209
QATAR	182	144	69	NIGERIA	228	273	121
ARAB EMIRAT	98 338	10 850	5 075	ZAIRE	92	201	95
OMAN	45 229	4 080	1 951	ANGOLA	33	68	33
NORTH YEMEN	51	91	42	UGANDA	34	97	44
AFGHANISTAN	400	241	111	TANZANIA	31	70	33
PAKISTAN	2 720	2 154	1 002	REP S AFRICA	1 250	1 591	734
INDIA	334	1 627	738	USA	45 842	130 370	60 205
BANGLADESH	187	295	143	CANADA	5 779	14 836	6 809
SRI LANKA	165	383	184	MEXICO	102	371	178
NEPAL	53	61	30	BERMUDA	259	1 500	688
BURMA	331	102	50	HONDURAS	149	67	31
THAILAND	2 131	2 478	1 144	COSTA RICA	17	97	47
VIETNAM	24	71	33	PANAMA	103	379	179
INDONESIA	1 890	2 250	1 026	BAHAMAS	101	578	270
MALAYSIA	1 325	1 690	762	DOMINIC REP	50	111	51
BRUNEI	8	89	41	AM VIRGIN IS	88	373	177
SINGAPORE	2 023	2 713	1 272	CAYMAN IS	28	321	148
PHILIPPINES	644	860	395	JAMAICA	35	164	77
CHINA	229	672	293	ST LUCIA	27	63	30
SOUTH KOREA	3 675	3 915	1 841	BARBADOS	325	912	422
JAPAN	12 426	24 979	11 584	TRINIDAD TOB	29	110	52
TAIWAN	762	1 654	776	NETH ANTILL	135	1 025	483
HONG KONG	2 529	4 707	2 191	VENEZUELA	717	1 253	591



6 IMPORTS AND EXPORTS (SPECIAL TRADE) BY GROUPS OF THE SITC-REV. 11 AND BY COUNTRIES OF PRODUCTION AND CONSUMPTION 1986

GROUP COUNTRY	DT = 100 KG	1 000 DM	1 000 \$	GROUP COUNTRY	DT = 100 KG	1 000 DM	1 000 \$
ECUADOR	122	302	140	SWITZERLAND	190	107 496	48 948
CHILE	54	114	55	AUSTRIA	123	13 288	6 180
ARGENTINA	114	180	87	ANDORRA		618	292
CYPRUS	814	1 377	625	MALTA		202	89
LEBANON	968	518	246	YUGOSLAVIA		713	343
SYRIA	91	158	66	TURKEY		323	157
IRAQ	142	383	165	POLAND		74	32
ISRAEL	3 010	3 374	1 537	CZECHOSLOVA		172	78
JORDAN	202	549	239	BULGARIA	2	104	49
SAUDI ARABIA	645	1 978	910	EGYPT	5	176	83
KUWAIT	351	1 016	465	MAURITANIA		147	66
BAHRAIN	51	105	50	MALI	7	331	153
QATAR	39	87	40	NIGERIA	13	79	38
ARAB EMIRAT	434	1 056	495	KENYA		421	195
OMAN	50	219	103	REP S AFRICA	1	1 823	778
NORTH YEMEN	24	94	40	USA	192	89 108	40 986
THAILAND	19	155	73	CANADA		7 338	3 370
INDONESIA	46	212	95	HONDURAS		134	58
MALAYSIA	98	460	220	PANAMA	1	14 612	6 705
BRUNEI	28	2 038	994	COLOMBIA		417	194
SINGAPORE	317	1 201	556	VENEZUELA		286	138
PHILIPPINES	397	1 049	486	BRAZIL		1 590	741
CHINA	330	571	255	ARGENTINA		79	36
SOUTH KOREA	14	110	52	CYPRUS		1 237	560
JAPAN	2 831	9 356	4 368	LEBANON	2	715	336
HONG KONG	1 015	2 371	1 090	SYRIA		131	64
AUSTRALIA	4 040	6 450	2 982	IRAN	1	87	35
NEW ZEALAND	1 318	2 197	1 025	ISRAEL	6	26 243	12 167
AMER OCEANIA	59	140	67	SAUDI ARABIA	1	1 822	829
FIJI	37	71	33	BAHRAIN		69	31
FR POLYNESIA	46	101	47	ARAB EMIRAT	2	2 676	1 122
				OMAN		123	53
667 PEARL,PREC.,SEMI-P STONE				INDIA	387	8 782	4 088
IMPORTS	7 846	713 166	329 110	THAILAND	125	12 610	5 982
FRANCE	20	7 718	3 564	MALAYSIA	6	182	86
NETHERLANDS	5	6 958	3 216	SINGAPORE		5 273	2 343
ITALY	43	822	378	CHINA	882	1 678	812
UNTD KINGDOM	5	5 921	2 750	SOUTH KOREA	62	561	264
IRELAND	2	1 098	503	JAPAN	199	20 336	9 515
DENMARK		146	66	TAIWAN	216	354	164
NORWAY		158	69	HONG KONG	490	33 455	15 900
SWEDEN		683	306	AUSTRALIA		1 535	696
SWITZERLAND	107	45 896	21 298	NEW ZEALAND		436	201
AUSTRIA	2	5 426	2 553	671 PIG IRON ETC			
ANDORRA		255	114	IMPORTS	11 526 450	1 453 553	666 300
SOVIET UNION	236	132 264	60 915	FRANCE	1 132 319	123 188	56 449
BULGARIA	70	1 223	566	BELGIUM LUX	182 925	84 541	38 903
GAMBIA	19	70	32	NETHERLANDS	187 196	17 979	8 308
NIGERIA	252	9 404	4 319	ITALY	389 963	38 636	17 764
ZAIRE	79	255	117	UNTD KINGDOM	151 959	39 284	18 028
ANGOLA		250	124	IRELAND	109	531	240
KENYA	136	5 358	2 547	DENMARK	314	144	70
TANZANIA	1	202	93	GREECE	457 809	89 401	40 625
MOZAMBIQUE		123	55	PORTUGAL	134 892	15 096	6 656
MADAGASCAR	310	1 086	502	SPAIN	156 794	22 622	10 306
ZAMBIA	71	1 556	735	ICELAND	166 297	21 140	9 530
ZIMBABWE	52	503	234	NORWAY	1 849 094	229 349	105 324
REP S AFRICA	1 791	6 604	3 097	SWEDEN	541 049	80 052	36 723
USA	294	29 479	13 544	FINLAND	27 505	2 701	1 327
MEXICO	21	156	75	SWITZERLAND	5 449	1 222	554
NETH ANTILL		152	71	AUSTRIA	19 008	17 980	8 276
COLOMBIA		1 221	570	YUGOSLAVIA	127 842	17 980	8 214
PERU	87	82	39	TURKEY	35 838	7 879	3 484
BRAZIL	3 233	21 139	9 739	SOVIET UNION	545 272	46 577	21 385
CHILE	33	69	30	POLAND	10 419	1 359	621
BOLIVIA		76	38	CZECHOSLOVA	133 193	10 685	4 947
URUGUAY	50	161	72	ROMANIA	10 754	819	387
ARGENTINA	53	216	99	BULGARIA	17 743	2 287	1 035
LEBANON		265	129	ALBANIA	112 230	12 292	5 948
ISRAEL		48 377	22 253	ZIMBABWE	485 611	81 717	37 525
ARAB EMIRAT		108	50	REP S AFRICA	1 939 912	192 915	87 424
AFGHANISTAN	20	544	262	USA	60 581	10 481	4 858
PAKISTAN	51	1 929	885	CANADA	771 967	38 313	17 764
INDIA	391	60 365	27 848	MEXICO	2 864	250	126
SRI LANKA	1	2 510	1 183	PANAMA	4 999	214	105
BURMA		139	61	DOMINIC REP	64 868	24 019	11 077
THAILAND	10	31 176	14 438	COLOMBIA	43 471	16 676	7 573
SINGAPORE		137	63	VENEZUELA	76 662	10 042	4 401
CHINA	31	5 276	2 387	BRAZIL	1 277 849	109 468	50 260
SOUTH KOREA	5	2 004	921	CHILE	1 700	2 018	899
JAPAN	104	70 559	32 274	INDIA	67 894	7 274	3 341
TAIWAN	60	1 923	891	INDONESIA	45 704	9 122	4 340
HONG KONG	71	12 199	5 665	PHILIPPINES	7 545	866	372
AUSTRALIA	7	3 030	1 404	CHINA	5 018	4 965	2 258
FR POLYNESIA		143	69	SOUTH KOREA	180	284	125
EXPORTS	3 412	513 097	236 812	JAPAN	49 526	11 559	5 680
FRANCE	33	16 484	7 639	NEW CALEDON	220 786	49 389	22 959
NETHERLANDS	65	7 510	3 458	EXPORTS	7 255 432	634 097	291 231
ITALY	182	18 085	8 302	FRANCE	3 629 604	190 007	86 609
UNTD KINGDOM	52	39 080	17 937	BELGIUM LUX	412 008	59 309	27 120
IRELAND	2	516	240	NETHERLANDS	577 391	38 586	17 762
DENMARK	11	1 903	877	ITALY	971 260	87 168	40 204
GREECE	31	454	206	UNTD KINGDOM	108 272	20 383	9 422
PORTUGAL		913	431	IRELAND	1 236	769	122
SPAIN	11	2 795	1 317	DENMARK	55 437	7 480	3 441
CANARY IS		173	78	GREECE	16 766	2 437	1 101
CEUTA MEL		122	56	PORTUGAL	17 737	1 639	754
NORWAY	13	3 625	1 660	SPAIN	51 647	11 915	5 386
SWEDEN	4	1 356	614	NORWAY	15 679	1 411	638
FINLAND	9	976	451				



## 6 IMPORTS AND EXPORTS (SPECIAL TRADE) BY GROUPS OF THE SITC-REV. II AND BY COUNTRIES OF PRODUCTION AND CONSUMPTION 1986

GROUP COUNTRY	DT = 100 KG	1 000 DM	1 000 \$	GROUP COUNTRY	DT = 100 KG	1 000 DM	1 000 \$
SWEDEN	76 781	20 313	9 346	PORTUGAL	925 985	60 620	28 070
FINLAND	70 055	7 909	3 738	SPAIN	3 089 382	227 709	103 580
SWITZERLAND	335 574	27 172	12 565	NORWAY	573 449	38 385	17 197
AUSTRIA	190 233	26 342	12 039	SWEDEN	642 827	60 766	28 180
YUGOSLAVIA	37 572	9 009	4 192	FINLAND	159 166	34 817	16 481
TURKEY	19 227	2 931	1 376	SWITZERLAND	748 510	56 370	26 043
SOVIET UNION	3 080	1 001	447	AUSTRIA	506 605	45 725	21 032
POLAND	2 186	987	437	YUGOSLAVIA	6 327	1 399	621
CZECHOSLOVA	9 847	2 795	1 281	TURKEY	149 151	7 357	3 576
HUNGARY	19 847	5 450	2 450	SOVIET UNION	2 646 455	187 427	85 743
ROMANIA	43 462	6 348	2 948	POLAND	22 377	1 899	837
BULGARIA	12 547	2 265	1 040	HUNGARY	8 314	972	456
ALBANIA	699	107	48	ROMANIA	46 248	3 503	1 563
MOROCCO	875	155	72	MOROCCO	544 292	27 062	12 244
ALGERIA	57 348	2 679	1 169	ALGERIA	15 802	1 675	724
LIBYA	1 847	193	95	TUNISIA	33 966	2 195	1 033
EGYPT	7 320	713	332	EGYPT	170 029	7 030	3 467
GUINEA	810	192	85	IVORY COAST	1 931	128	64
SIERRA LEONE	2 000	445	197	NIGERIA	99 430	3 609	1 812
GABON	4 052	820	386	CAMEROON	12 060	886	442
ANGOLA	10 144	1 611	708	ANGOLA	4 920	321	156
TANZANIA	2 131	341	155	ETHIOPIA	15 846	840	415
MADAGASCAR	525	150	70	KENYA	43 414	2 651	1 271
ZIMBABWE	593	121	53	REP S AFRICA	8 406	1 153	533
REP S AFRICA	2 431	526	242	USA	5 281 316	324 357	149 666
USA	324 382	56 043	26 056	CANADA	830 447	51 736	24 936
CANADA	26 203	3 336	1 617	MEXICO	949 326	66 763	29 538
MEXICO	723	263	122	HONDURAS	2 133	124	56
CUBA	1 143	173	80	COSTA RICA	35 155	1 775	881
COLOMBIA	1 336	248	113	DOMINIC REP	18 167	836	419
VENEZUELA	5 955	1 801	860	JAMAICA	7 033	413	195
PERU	1 378	254	118	TRINIDAD TOB	9 677	489	244
BRAZIL	808	321	149	VENEZUELA	79 066	5 214	2 332
CHILE	6 787	1 118	524	ECUADOR	3 848	270	119
ARGENTINA	3 949	1 071	495	PERU	19 608	1 853	887
IRAQ	2 111	570	251	BRAZIL	1 056 321	38 645	19 167
IRAN	14 860	2 712	1 217	CHILE	38 747	1 957	976
ISRAEL	4 650	501	230	ARGENTINA	442 927	20 523	10 173
SAUDI ARABIA	3 710	1 334	626	SYRIA	9 802	545	267
KUWAIT	650	100	44	IRAQ	60 873	6 592	3 058
BAHRAIN	4 992	207	96	IRAN	316 330	23 471	10 854
QATAR	300	647	285	ISRAEL	137 402	7 876	3 899
PAKISTAN	868	166	75	SAUDI ARABIA	429 302	24 177	11 759
INDIA	30 413	7 927	3 765	PAKISTAN	1 102	109	47
BANGLADESH	10 195	529	216	INDIA	877 308	62 126	28 980
THAILAND	633	193	87	BURMA	1 208	129	57
INDONESIA	5 296	1 048	480	THAILAND	156 300	5 202	2 503
MALAYSIA	474	122	59	MALAYSIA	36 245	1 190	584
SINGAPORE	1 518	287	144	SINGAPORE	168 948	6 851	3 336
PHILIPPINES	725	190	87	CHINA	979 933	47 418	21 760
SOUTH KOREA	1 713	832	381	SOUTH KOREA	615 760	27 438	13 647
JAPAN	12 990	5 996	2 764	JAPAN	1 012	270	130
TAIWAN	6 473	2 683	1 219	TAIWAN	581	105	45
AUSTRALIA	7 824	1 516	690	AUSTRALIA	1 336	177	77
NEW ZEALAND	341	184	90				
FR POLYNESIA	360	68	32	673 IRON AND STEEL SHAPES			
672 IRON, STL PRIMARY FORMS				IMPORTS	41 586 141	3 900 224	1 790 722
IMPORTS	20 166 110	1 916 142	879 330	FRANCE	5 377 370	568 243	260 735
FRANCE	1 950 909	169 066	77 149	BELGIUM LUX	7 658 670	663 034	304 958
BELGIUM LUX	6 273 256	599 857	276 557	NETHERLANDS	1 814 946	165 712	77 181
NETHERLANDS	2 618 612	195 907	89 958	ITALY	8 446 830	759 447	348 877
ITALY	999 682	83 226	37 843	UNITD KINGDOM	1 642 858	168 786	77 622
UNITD KINGDOM	2 422 543	366 708	168 541	IRELAND	412 278	32 103	14 661
DENMARK	40 672	2 930	1 323	DENMARK	389 053	30 836	14 112
GREECE	104 499	7 241	3 252	GREECE	21 323	1 555	708
SPAIN	303 904	45 913	20 646	PORTUGAL	181 433	12 516	5 594
NORWAY	12 240	731	357	SPAIN	2 146 810	214 028	96 214
SWEDEN	919 143	83 508	38 394	NORWAY	702 242	52 523	24 407
FINLAND	424 736	68 190	31 549	SWEDEN	2 123 469	269 227	123 450
SWITZERLAND	7 448	698	320	FINLAND	520 547	51 863	23 777
AUSTRIA	1 790 340	142 149	64 899	SWITZERLAND	2 692 422	201 964	92 719
YUGOSLAVIA	252 483	15 503	7 407	AUSTRIA	1 055 159	179 411	82 122
TURKEY	51 401	4 221	1 954	YUGOSLAVIA	615 875	57 894	26 160
SOVIET UNION	346 882	19 364	8 655	TURKEY	569 507	36 911	17 198
POLAND	40 768	1 853	818	SOVIET UNION	17 443	1 021	468
CZECHOSLOVA	179 941	14 070	6 421	POLAND	1 217 626	84 572	38 772
HUNGARY	78 333	4 989	2 251	CZECHOSLOVA	1 285 044	86 936	40 217
ROMANIA	17 271	1 011	453	HUNGARY	422 293	27 415	12 374
BULGARIA	221 148	9 064	4 280	ROMANIA	701 825	53 471	24 114
ALGERIA	95 287	5 674	2 565	ZIMBABWE	29 822	1 726	708
EGYPT	13 605	864	393	REP S AFRICA	495 444	35 722	16 296
REP S AFRICA	4 996	439	221	USA	39 155	12 895	5 948
USA	63 436	3 554	1 705	CANADA	24 957	3 079	1 512
CANADA	130 713	5 703	2 642	TRINIDAD TOB	288 834	17 102	7 712
MEXICO	10 234	797	370	VENEZUELA	113 380	7 653	3 313
BRAZIL	302 088	23 390	10 623	BRAZIL	86 610	18 995	8 665
PAKISTAN	22 037	1 667	817	ARGENTINA	77 497	5 413	2 487
INDIA	83	320	155	SAUDI ARABIA	39 684	2 658	1 172
SOUTH KOREA	248 749	18 229	8 300	SOUTH KOREA	251 466	43 327	19 828
JAPAN	218 532	19 295	8 508	JAPAN	123 199	32 082	14 592
EXPORTS	41 823 107	3 485 678	1 608 698	EXPORTS	29 046 646	3 198 010	1 472 402
FRANCE	4 710 278	345 561	158 222	FRANCE	6 204 353	691 435	316 148
BELGIUM LUX	2 452 542	371 440	170 668	BELGIUM LUX	2 142 522	235 891	108 589
NETHERLANDS	1 753 029	123 055	56 860	NETHERLANDS	4 781 954	466 447	215 659
ITALY	4 540 429	335 542	154 161	ITALY	1 929 719	228 154	105 105
UNITD KINGDOM	4 439 026	752 304	347 500	UNITD KINGDOM	1 056 523	139 519	63 971
IRELAND	2 615	224	98	IRELAND	33 960	6 501	2 982
DENMARK	216 886	18 248	8 344	DENMARK	812 934	100 314	46 064
GREECE	663 462	36 111	16 685	GREECE	125 705	14 941	6 756
				PORTUGAL	98 243	14 183	6 522



## 6 IMPORTS AND EXPORTS (SPECIAL TRADE) BY GROUPS OF THE SITC-REV. II AND BY COUNTRIES OF PRODUCTION AND CONSUMPTION 1986

GROUP COUNTRY	DT = 100 KG	1 000 DM	1 000 \$	GROUP COUNTRY	DT = 100 KG	1 000 DM	1 000 \$
SPAIN	641 054	73 217	33 930	IMPORTS	40 048 938	4 523 876	2 079 539
ICELAND	6 016	668	317	FRANCE	7 297 354	887 791	409 401
NORWAY	549 489	57 869	26 588	BELGIUM LUX	9 918 310	1 105 226	507 927
SWEDEN	941 822	107 600	49 869	NETHERLANDS	2 470 616	260 860	119 684
FINLAND	333 061	37 912	17 345	ITALY	1 814 725	248 371	113 822
SWITZERLAND	1 550 038	226 921	104 645	UNTD KINGDOM	1 942 086	258 208	119 613
AUSTRIA	1 074 678	131 911	60 733	IRELAND	440	92	45
MALTA	14 577	1 448	673	DENMARK	1 088 866	82 317	37 773
YUGOSLAVIA	131 246	28 646	13 203	GREECE	147 893	14 465	6 612
TURKEY	116 080	17 445	8 018	PORTUGAL	9 965	1 143	512
SOVIET UNION	499 610	43 770	20 269	SPAIN	764 590	89 076	40 394
POLAND	109 508	20 512	9 231	NORWAY	27 711	1 880	848
CZECHOSLOVA	4 827	2 498	1 205	SWEDEN	1 786 069	275 810	126 622
HUNGARY	40 449	9 744	4 513	FINLAND	1 684 036	193 929	89 442
ROMANIA	33 068	12 115	5 551	SWITZERLAND	446 250	50 065	23 080
BULGARIA	190 061	22 578	10 522	AUSTRIA	3 935 983	452 538	208 156
ALBANIA	2 370	533	239	YUGOSLAVIA	459 943	31 646	14 309
MOROCCO	7 343	696	313	TURKEY	65 884	5 320	2 528
ALGERIA	178 127	16 520	7 452	SOVIET UNION	183 130	12 733	5 523
TUNISIA	17 217	1 751	811	POLAND	279 359	26 053	12 137
LIBYA	64 892	10 349	4 877	CZECHOSLOVA	889 980	74 029	33 768
EGYPT	60 766	7 712	3 543	HUNGARY	522 901	41 471	18 790
SUDAN	21 873	1 163	573	ROMANIA	599 559	48 014	21 469
MALI	1 059	130	60	BULGARIA	362 293	27 203	12 363
SENEGAL	721	69	30	ALGERIA	79 875	6 187	2 792
GUINEA	1 813	162	76	EGYPT	73 411	5 623	2 641
LIBERIA	3 553	359	167	REP S AFRICA	456 990	41 191	18 619
GHANA	4 878	440	195	USA	38 813	8 629	3 935
TOGO	2 118	272	129	CANADA	47 457	3 334	1 546
BENIN	512	145	65	MEXICO	585 831	46 415	21 883
NIGERIA	106 422	9 383	4 177	VENEZUELA	184 298	16 707	7 703
CAMEROON	1 075	105	48	BRAZIL	443 786	37 646	17 388
CONGO	3 466	400	177	ARGENTINA	273 696	23 630	10 603
ZAIRE	3 413	424	196	PAKISTAN	6 861	723	357
BURUNDI	3 893	442	189	SOUTH KOREA	312 240	24 415	11 576
ANGOLA	874	206	90	JAPAN	730 427	109 996	50 137
ETHIOPIA	3 800	328	161	AUSTRALIA	112 281	11 008	5 482
SOMALIA	3 234	281	133	EXPORTS	54 430 445	6 247 820	2 876 186
KENYA	11 839	857	394	FRANCE	4 807 067	546 983	251 776
TANZANIA	9 078	951	437	BELGIUM LUX	2 072 840	263 553	121 235
MADAGASCAR	1 078	96	44	NETHERLANDS	3 472 155	477 530	220 156
REUNION	793	65	30	ITALY	2 415 194	305 100	140 462
ZAMBIA	6 798	976	453	UNTD KINGDOM	3 256 775	391 410	180 745
ZIMBABWE	1 877	437	195	IRELAND	37 366	7 554	3 508
REP S AFRICA	27 245	8 079	3 736	DENMARK	1 123 677	151 219	65 532
USA	1 876 504	175 101	81 603	GREECE	414 969	64 963	29 654
CANADA	147 029	24 091	11 029	PORTUGAL	429 340	49 080	23 013
MEXICO	30 580	6 921	3 219	SPAIN	3 348 320	390 826	180 810
HONDURAS	2 207	317	149	CANARY IS	14 294	1 246	612
EL SALVADOR	2 967	283	134	ICELAND	27 923	3 895	1 836
COSTA RICA	253	73	33	NORWAY	545 264	63 030	29 085
PANAMA	3 152	295	149	SWEDEN	2 185 220	258 317	119 210
CUBA	8 182	1 170	522	FINLAND	270 301	45 138	20 592
DOMINIC REP	1 074	85	40	SWITZERLAND	1 699 992	232 543	107 981
GUADELOUPE	26 329	2 147	965	AUSTRIA	1 224 443	180 410	83 073
ANTIGUA	6 328	600	264	MALTA	25 076	4 802	2 218
MARTINIQUE	4 937	413	183	YUGOSLAVIA	630 827	83 065	38 930
BARBADOS	2 075	138	66	TURKEY	289 983	47 603	21 697
NETH ANTILL	3 303	351	174	SOVIET UNION	6 089 440	632 167	283 033
COLOMBIA	9 047	1 836	864	POLAND	226 941	28 654	13 083
VENEZUELA	27 690	5 668	2 612	CZECHOSLOVA	10 218	2 695	1 231
SURINAME	834	108	49	HUNGARY	175 800	37 660	17 321
FRENCH GUIAN	3 959	324	146	ROMANIA	33 847	8 664	4 032
ECUADOR	4 058	662	305	BULGARIA	261 529	38 637	17 866
PERU	4 343	886	399	ALBANIA	2 405	402	193
BRAZIL	8 171	1 329	606	MOROCCO	253 622	27 940	12 913
CHILE	9 463	1 916	876	ALGERIA	747 176	87 133	40 018
URUGUAY	557	184	87	TUNISIA	107 566	12 882	5 782
ARGENTINA	9 722	1 689	778	LIBYA	46 092	3 765	1 842
CYPRUS	6 407	505	231	EGYPT	201 129	22 331	10 191
SYRIA	47 066	4 975	2 189	SUDAN	4 816	675	300
IRAQ	25 823	4 514	2 007	MALI	1 169	208	93
IRAN	279 020	29 965	14 147	SENEGAL	5 483	929	450
ISRAEL	40 223	6 012	2 776	SIERRA LEONE	1 693	247	106
JORDAN	6 054	627	295	LIBERIA	9 469	1 511	687
SAUDI ARABIA	35 441	5 212	2 368	IVORY COAST	79 121	6 034	2 923
KUWAIT	1 187	355	161	TOGO	44 055	4 563	2 139
BAHRAIN	1 306	93	44	NIGERIA	141 096	14 553	6 848
ARAB EMIRAT	8 579	1 297	587	CAMEROON	23 294	3 147	1 497
OMAN	1 490	181	81	GABON	670	152	68
PAKISTAN	27 735	3 893	1 815	CONGO	7 617	646	287
INDIA	102 509	12 489	5 790	ZAIRE	19 580	2 806	1 310
BANGLADESH	4 894	531	249	BURUNDI	7 180	1 565	691
SRI LANKA	1 812	212	94	ANGOLA	11 334	1 056	506
BURMA	3 179	801	348	ETHIOPIA	45 698	3 416	1 680
THAILAND	48 298	3 770	1 768	KENYA	49 830	5 865	2 738
INDONESIA	7 298	1 466	680	TANZANIA	10 900	1 658	784
MALAYSIA	6 206	1 203	554	MOZAMBIQUE	394	65	32
SINGAPORE	16 381	4 239	1 993	MADAGASCAR	4 654	810	378
PHILIPPINES	359	166	78	REUNION	7 164	609	301
CHINA	2 098 856	112 650	51 946	ZAMBIA	8 048	669	320
SOUTH KOREA	15 368	6 071	2 899	ZIMBABWE	1 891	632	285
JAPAN	11 991	2 903	1 339	REP S AFRICA	121 436	20 032	9 456
TAIWAN	3 754	950	454	USA	7 359 560	855 607	396 029
HONG KONG	50 236	3 846	1 686	CANADA	475 208	59 860	27 855
AUSTRALIA	14 657	4 259	1 939	MEXICO	723 641	71 894	33 044
NEW ZEALAND	4 003	1 451	670	GUATEMALA	55 138	5 585	2 632
NEW CALEDON	2 368	188	89	HONDURAS	2 052	266	120
FR POLYNESIA	3 001	250	113	EL SALVADOR	4 487	456	222
				COSTA RICA	31 636	4 127	1 927



6 IMPORTS AND EXPORTS (SPECIAL TRADE) BY GROUPS OF THE SITC-REV. 11 AND BY COUNTRIES OF PRODUCTION AND CONSUMPTION 1986

GROUP COUNTRY	DT = 100 KG	1 000 DM	1 000 \$	GROUP COUNTRY	DT = 100 KG	1 000 DM	1 000 \$
PANAMA	19 865	2 371	1 121	POLAND	109 937	18 306	8 397
CUBA	9 166	1 575	725	CZECHOSLOVA	28 075	9 593	4 413
DOMINIC REP	14 115	2 013	942	HUNGARY	28 913	7 071	3 224
JAMAICA	8 936	669	307	ROMANIA	50 503	16 723	7 697
TRINIDAD TOB	28 603	2 272	1 022	BULGARIA	88 793	16 123	7 526
NETH ANTILL	4 468	306	152	ALBANIA	6 444	1 242	582
COLOMBIA	128 768	10 361	4 923	MOROCCO	3 194	614	280
VENEZUELA	55 910	7 972	3 735	ALGERIA	74 059	11 757	5 485
ECUADOR	113 867	12 833	6 095	TUNISIA	1 268	349	164
PERU	141 474	12 966	6 391	LIBYA	531	90	39
BRAZIL	82 929	19 862	9 061	EGYPT	26 659	6 886	3 138
CHILE	38 497	5 516	2 534	SUDAN	10 406	3 052	1 255
BOLIVIA	2 267	241	110	LIBERIA	479	87	40
PARAGUAY	772	127	59	IVORY COAST	10 881	2 083	937
URUGUAY	7 604	1 466	705	GHANA	2 106	346	170
ARGENTINA	203 936	26 845	13 652	NIGERIA	9 080	670	334
CYPRUS	28 603	2 789	1 325	CAMEROON	6 457	618	300
LEBANON	52 591	6 250	2 838	GABON	702	98	44
SYRIA	68 504	7 327	3 316	CONGO	943	185	86
IRAQ	71 176	11 129	4 936	ZAIRE	5 494	904	420
IRAN	422 892	45 840	20 177	RWANDA	4 950	291	142
ISRAEL	378 400	53 591	24 551	ETHIOPIA	1 199	247	116
JORDAN	29 003	3 920	1 795	KENYA	7 180	788	386
SAUDI ARABIA	219 844	28 590	13 494	TANZANIA	4 011	1 021	481
KUWAIT	8 315	1 475	717	MALAWI	328	103	46
QATAR	68	67	34	REP S AFRICA	20 618	5 807	2 667
ARAB EMIRAT	53 693	5 653	2 587	USA	432 683	124 638	58 059
OMAN	2 620	225	105	CANADA	94 631	25 905	11 993
NORTH YEMEN	26 720	4 679	2 113	MEXICO	139 945	20 177	9 289
SOUTH YEMEN	4 516	1 048	512	GUATEMALA	2 063	325	152
AFGHANISTAN	48 565	3 061	1 463	EL SALVADOR	3 026	331	144
PAKISTAN	367 886	23 158	10 551	NICARAGUA	1 148	138	69
INDIA	2 007 097	169 396	77 636	CUBA	2 146	497	220
BANGLADESH	20 569	2 025	989	DOMINIC REP	15 396	1 825	794
SRI LANKA	6 069	512	226	TRINIDAD TOB	11 523	919	394
BURMA	1 518	292	125	COLOMBIA	3 350	1 481	678
THAILAND	180 086	9 044	4 319	VENEZUELA	10 673	2 028	959
INDONESIA	98 990	7 143	3 521	ECUADOR	5 059	793	352
MALAYSIA	4 402	509	234	PERU	3 667	871	406
SINGAPORE	24 005	3 469	1 660	BRAZIL	33 343	9 671	4 539
PHILIPPINES	333	93	41	CHILE	3 832	792	359
CHINA	1 400 425	149 587	70 148	PARAGUAY	642	82	35
NORTH KOREA	4 416	527	236	URUGUAY	3 708	1 161	525
SOUTH KOREA	67 218	14 993	7 347	ARGENTINA	22 568	6 575	3 055
JAPAN	61 370	13 547	6 163	CYPRUS	1 272	371	177
TAIWAN	42 864	7 835	3 749	LEBANON	577	147	74
HONG KONG	95 703	9 266	4 405	SYRIA	104 089	7 647	3 585
AUSTRALIA	9 684	4 054	1 859	IRAQ	11 583	3 171	1 472
NEW ZEALAND	7 786	1 224	559	IRAN	82 698	19 065	8 278
FR POLYNESIA	1 042	134	60	ISRAEL	27 397	6 533	3 095
				SAUDI ARABIA	17 564	3 345	1 489
				KUWAIT	336	81	36
				BAHRAIN	1 412	362	169
				ARAB EMIRAT	2 815	467	216
				NORTH YEMEN	11 414	2 218	1 030
				PAKISTAN	16 113	1 769	799
				INDIA	117 536	26 414	12 352
				BANGLADESH	9 164	621	297
				MALDIVES	450	77	32
				SRI LANKA	2 433	450	211
				BURMA	2 906	951	416
				THAILAND	8 373	1 628	738
				INDONESIA	4 408	987	465
				MALAYSIA	2 432	925	428
				SINGAPORE	28 412	7 495	3 464
				PHILIPPINES	524	197	92
				CHINA	153 767	26 637	12 487
				SOUTH KOREA	10 167	1 958	941
				JAPAN	14 193	3 997	1 953
				TAIWAN	23 334	4 846	2 278
				HONG KONG	14 742	4 738	2 233
				AUSTRALIA	13 705	4 314	1 978
				NEW ZEALAND	5 593	1 242	566
675 IRON, STEEL HOOP, STRIP				676 RAILWAY RAILS ETC IRN, STL			
IMPORTS	7 013 027	951 740	438 691	IMPORTS	144 023	14 907	6 930
FRANCE	1 783 788	277 600	127 979	FRANCE	1 518	320	155
BELGIUM LUX	2 566 996	256 806	118 225	BELGIUM LUX	10 593	3 420	1 600
NETHERLANDS	582 014	56 783	26 287	NETHERLANDS	46 643	2 121	997
ITALY	421 239	49 460	22 672	ITALY	2 071	449	206
UNTD KINGDOM	172 003	40 501	18 669	UNTD KINGDOM	5 553	277	127
IRELAND	1 130	273	123	DENMARK	3 738	220	104
DENMARK	5 604	721	341	SPAIN	1 503	360	166
GREECE	30 247	4 189	1 914	SWEDEN	8 604	678	307
SPAIN	44 984	12 289	5 752	SWITZERLAND	3 529	2 006	921
NORWAY	27 027	3 193	1 474	AUSTRIA	17 406	2 487	1 171
SWEDEN	273 109	84 854	39 010	POLAND	34 340	1 749	808
FINLAND	39 025	9 436	4 379	CZECHOSLOVA	7 491	578	257
SWITZERLAND	164 296	16 704	7 757	HUNGARY	841	179	80
AUSTRIA	672 159	97 142	44 806	EXPORTS	1 721 269	187 124	86 138
YUGOSLAVIA	3 220	300	142	FRANCE	18 328	3 797	1 752
TURKEY	1 247	85	38	BELGIUM LUX	28 081	4 425	2 000
POLAND	19 624	1 667	726	NETHERLANDS	231 046	29 915	13 791
CZECHOSLOVA	132 103	10 451	4 891	ITALY	460 165	16 945	7 708
HUNGARY	11 810	1 233	583	UNTD KINGDOM	4 117	1 755	790
BULGARIA	5 489	307	132	IRELAND	2 390	743	349
REP S AFRICA	339	112	49	DENMARK	85 919	11 058	5 059
USA	10 715	8 267	3 847	GREECE	5 292	2 540	1 140
CANADA	877	786	359	PORTUGAL	5 338	1 471	658
BRAZIL	341	71	34	SPAIN	3 349	591	285
SOUTH KOREA	1 047	602	263				
JAPAN	42 000	17 813	8 200				
EXPORTS	13 045 385	2 180 520	1 004 254				
FRANCE	1 867 575	308 388	141 366				
BELGIUM LUX	774 171	101 579	46 911				
NETHERLANDS	1 535 758	231 718	106 938				
ITALY	645 118	115 402	53 100				
UNTD KINGDOM	746 098	158 582	72 985				
IRELAND	32 057	4 833	2 240				
DENMARK	352 779	57 797	26 708				
GREECE	47 874	6 707	3 136				
PORTUGAL	117 592	16 442	7 589				
SPAIN	678 548	84 019	39 001				
ICELAND	956	174	83				
NORWAY	172 214	19 471	9 087				
SWEDEN	460 018	68 794	31 598				
FINLAND	71 408	14 358	6 592				
SWITZERLAND	1 382 168	197 589	91 113				
AUSTRIA	606 105	102 831	47 412				
MALTA	515	95	44				
YUGOSLAVIA	291 164	56 802	26 420				
TURKEY	43 156	11 448	5 255				
SOVIET UNION	1 236 444	187 211	84 769				



6 IMPORTS AND EXPORTS (SPECIAL TRADE) BY GROUPS OF THE SITC-REV. II AND BY COUNTRIES OF PRODUCTION AND CONSUMPTION 1986

GROUP COUNTRY	DT = 100 KG	1 000 DM	1 000 \$	GROUP COUNTRY	DT = 100 KG	1 000 DM	1 000 \$
NORWAY	35 042	5 428	2 522	IVORY COAST	19 239	2 396	1 135
SWEDEN	9 582	2 601	1 228	GHANA	2 803	661	310
FINLAND	14 468	3 282	1 467	TOGO	3 098	398	187
SWITZERLAND	149 947	19 679	9 029	NIGERIA	9 869	2 368	1 056
AUSTRIA	16 709	3 693	1 712	CAMEROON	2 978	399	171
YUGOSLAVIA	44 465	9 135	4 055	ANGOLA	166	89	41
TURKEY	1 416	166	75	TANZANIA	942	142	66
SOVIET UNION	628	264	121	REP S AFRICA	6 629	3 702	1 726
HUNGARY	865	148	67	USA	228 087	47 551	21 925
ALGERIA	480	146	63	CANADA	30 090	8 197	3 793
LIBYA	1 600	252	125	MEXICO	4 054	2 624	1 186
EGYPT	431	172	86	GUATEMALA	787	131	61
GUINEA	3 128	408	204	HONDURAS	1 172	154	65
LIBERIA	10 574	2 483	1 130	EL SALVADOR	618	78	37
NIGERIA	593	437	215	COSTA RICA	1 584	336	158
UGANDA	142	93	46	CUBA	3 458	1 110	485
TANZANIA	6 507	1 339	642	COLOMBIA	555	327	149
REP S AFRICA	91	140	60	VENEZUELA	1 313	1 303	605
USA	245 396	20 415	9 245	PERU	782	270	125
CANADA	7 516	1 338	619	BRAZIL	1 659	3 910	1 833
MEXICO	140 874	9 588	4 768	CHILE	1 082	828	387
NICARAGUA	350	109	51	ARGENTINA	1 222	1 585	751
VENEZUELA	451	59	30	LEBANON	596	124	55
BRAZIL	4 032	773	366	SYRIA	4 806	937	419
CHILE	2 959	498	223	IRAQ	12 229	2 336	1 015
ARGENTINA	1 103	145	64	IRAN	9 095	3 085	1 423
IRAQ	58 943	10 245	4 563	ISRAEL	25 294	4 380	2 040
IRAN	13 809	4 751	2 368	JORDAN	2 033	291	135
ISRAEL	3 378	1 427	667	SAUDI ARABIA	4 699	905	413
JORDAN	2 252	656	322	KUWAIT	1 655	402	180
SAUDI ARABIA	1 565	344	159	ARAB EMIRAT	1 019	215	98
INDIA	82 344	7 478	3 434	NORTH YEMEN	1 569	244	110
MALAYSIA	492	65	33	PAKISTAN	1 850	241	110
SINGAPORE	8 450	4 044	1 886	INDIA	6 129	3 404	1 546
CHINA	1 653	419	202	BANGLADESH	3 049	448	199
SOUTH KOREA	673	307	128	THAILAND	576	209	96
JAPAN	1 396	198	90	INDONESIA	5 376	1 265	582
TAIWAN	1 557	762	356	MALAYSIA	661	249	116
HONG KONG	126	91	45	SINGAPORE	5 849	1 222	564
677 IRN, STL WIRE EXCL W ROD				PHILIPPINES	122	112	53
IMPORTS	3 085 468	624 421	286 222	CHINA	7 270	2 546	1 213
FRANCE	560 087	119 296	54 814	SOUTH KOREA	3 534	3 667	1 817
BELGIUM LUX	905 081	185 821	85 347	JAPAN	304	2 798	1 311
NETHERLANDS	145 558	22 900	10 639	TAIWAN	1 102	670	313
ITALY	394 975	70 740	32 802	HONG KONG	2 045	884	416
UNITED KINGDOM	53 328	17 808	8 277	AUSTRALIA	1 385	543	250
IRELAND	180	183	90	NAURU	760	105	49
DENMARK	9 032	2 023	947	NEW ZEALAND	5 906	1 367	640
SPAIN	23 184	5 973	2 735	N ZEAL OCEAN	342	73	33
NORWAY	12 135	1 448	658	678 IRON, STL TUBES, PIPES, ETC			
SWEDEN	129 759	69 610	32 110	IMPORTS	9 864 892	1 849 953	849 809
SWITZERLAND	131 803	29 059	13 410	FRANCE	1 490 296	289 197	132 106
AUSTRIA	246 861	43 464	20 096	BELGIUM LUX	605 572	76 830	35 307
YUGOSLAVIA	703	76	35	NETHERLANDS	1 138 249	180 707	83 292
SOVIET UNION	23 305	1 588	725	ITALY	2 739 347	397 049	182 481
POLAND	69 442	4 928	2 325	UNITED KINGDOM	385 889	96 648	44 360
CZECHOSLOVAKIA	219 226	15 461	7 069	IRELAND	1 581	1 527	687
HUNGARY	26 599	2 256	1 050	DENMARK	124 296	35 952	16 768
ROMANIA	54 154	4 568	2 072	GREECE	2 711	340	157
REP S AFRICA	31 107	2 687	1 228	PORTUGAL	10 195	4 437	2 029
USA	4 087	3 772	1 713	SPAIN	368 838	59 977	27 566
BRAZIL	6 039	1 552	707	NORWAY	8 086	4 522	2 089
CHINA	9 010	1 355	620	SWEDEN	385 080	163 958	75 221
SOUTH KOREA	5 129	2 986	1 359	FINLAND	50 393	14 298	6 630
JAPAN	15 822	11 450	5 196	SWITZERLAND	752 543	185 393	85 511
TAIWAN	610	319	149	AUSTRIA	609 809	141 941	65 379
EXPORTS	3 009 656	652 280	300 477	YUGOSLAVIA	315 527	33 275	14 844
FRANCE	629 574	100 055	45 913	TURKEY	18 584	2 290	1 081
BELGIUM LUX	390 896	67 708	31 198	SOVIET UNION	89 233	6 899	3 152
NETHERLANDS	504 522	90 277	41 510	POLAND	70 515	10 687	4 986
ITALY	95 920	24 700	11 436	CZECHOSLOVAKIA	192 104	19 646	9 049
UNITED KINGDOM	68 126	20 934	9 588	HUNGARY	143 422	13 102	6 027
IRELAND	17 828	5 282	2 427	ROMANIA	100 177	8 947	4 097
DENMARK	134 857	21 741	10 034	BULGARIA	21 397	1 407	620
GREECE	9 508	2 332	1 072	REP S AFRICA	79 577	5 754	2 586
PORTUGAL	11 251	5 986	2 758	USA	10 936	25 910	11 905
SPAIN	13 750	6 228	2 869	CANADA	1 311	786	356
NORWAY	12 776	3 023	1 389	VENEZUELA	20 553	1 530	742
SWEDEN	38 278	6 617	3 956	BRAZIL	34 489	8 216	3 721
FINLAND	32 006	8 617	4 029	ARGENTINA	4 449	508	255
SWITZERLAND	148 382	57 462	26 587	ISRAEL	2 498	1 845	842
AUSTRIA	124 367	29 569	13 644	INDIA	468	97	44
YUGOSLAVIA	39 228	13 817	6 407	CHINA	1 548	649	301
TURKEY	6 782	3 138	1 434	SOUTH KOREA	7 455	4 313	2 026
SOVIET UNION	7 699	2 181	986	JAPAN	69 581	46 396	21 312
POLAND	41 848	10 775	4 976	TAIWAN	7 544	4 297	1 990
CZECHOSLOVAKIA	6 157	4 346	2 016	AUSTRALIA	540	505	231
HUNGARY	50 875	10 798	4 991	EXPORTS	38 160 049	5 979 080	2 760 394
ROMANIA	8 452	7 172	3 341	FRANCE	1 246 894	305 126	139 878
BULGARIA	9 947	5 104	2 368	BELGIUM LUX	791 771	192 807	89 033
ALBANIA	587	99	40	NETHERLANDS	3 568 473	645 008	294 494
MOROCCO	2 610	469	218	ITALY	1 276 851	222 078	102 336
ALGERIA	55 107	9 165	4 196	UNITED KINGDOM	1 290 637	243 276	113 566
TUNISIA	3 453	556	258	IRELAND	16 304	5 270	2 408
LIBYA	97 906	17 009	7 714	DENMARK	1 031 786	210 844	96 865
EGYPT	11 183	2 406	1 076	GREECE	101 702	18 708	8 709
SUDAN	1 550	270	116	PORTUGAL	77 766	22 485	10 385
SENEGAL	500	72	34	SPAIN	117 660	37 270	17 190
LIBERIA	142	161	75	CANARY IS	2 752	555	264



## 6 IMPORTS AND EXPORTS (SPECIAL TRADE) BY GROUPS OF THE SITC-REV. 11 AND BY COUNTRIES OF PRODUCTION AND CONSUMPTION 1986

GROUP COUNTRY	DT = 100 KG	1 000 DM	1 000 \$	GROUP COUNTRY	DT = 100 KG	1 000 DM	1 000 \$
ICELAND	15 116	3 452	1 569	AUSTRALIA	9 721	4 972	2 313
FAROE IS	261	148	69	NEW ZEALAND	408	368	171
NORWAY	599 370	130 898	61 154	NEW CALEDON	233	177	82
SWEDEN	639 273	156 110	71 811	WEST SAMOA	9 152	1 858	933
FINLAND	316 587	77 498	35 706	FR POLYNESIA	164	140	62
SWITZERLAND	647 243	185 952	86 058				
AUSTRIA	1 039 249	244 972	112 679	679 IRN, STL CASTINGS UNWORKE			
ANDORRA	656	118	53				
MALTA	2 061	374	177	IMPORTS	568 167	141 653	65 403
YUGOSLAVIA	150 263	44 790	20 655	FRANCE	86 185	23 972	11 085
TURKEY	568 858	83 229	38 755	BELGIUM LUX	34 216	10 607	4 886
SOVIET UNION	13 260 796	1 301 245	608 591	NETHERLANDS	74 126	25 560	11 733
POLAND	524 480	68 977	32 223	ITALY	24 890	9 104	4 219
CZECHOSLOVA	1 085 028	143 841	67 692	UNTD KINGDOM	43 809	8 882	4 111
HUNGARY	65 627	21 041	9 688	DENMARK	62 748	12 200	5 640
ROMANIA	10 156	10 482	4 821	GREECE	381	157	73
BULGARIA	53 484	16 616	7 560	PORTUGAL	10 442	2 479	1 146
ALBANIA	7 998	1 681	788	SPAIN	14 722	7 125	3 214
MOROCCO	6 732	1 381	635	SWEDEN	2 738	973	446
ALGERIA	98 194	23 332	10 505	SWITZERLAND	31 149	12 594	5 866
TUNISIA	16 568	2 291	1 112	AUSTRIA	30 931	10 939	5 067
LIBYA	128 469	25 962	11 966	YUGOSLAVIA	7 437	1 133	522
EGYPT	348 014	48 723	22 186	TURKEY	2 429	570	258
SUDAN	26 269	2 901	1 357	SOVIET UNION	28 676	2 076	944
MAURITANIA	628	161	76	POLAND	37 877	3 716	1 719
MALI	224	72	34	CZECHOSLOVA	9 947	1 067	503
BURKINA FASO	211	80	35	HUNGARY	17 964	2 344	1 091
NIGER	1 911	614	292	ROMANIA	27 666	3 016	1 385
CAPE VERDE	428	152	70	REP S AFRICA	7 736	813	396
SENEGAL	1 425	370	167	USA	409	309	141
GAMBIA	195	139	67	CANADA	50	80	35
GUINEA	515	82	36	INDIA	2 205	217	106
LIBERIA	9 885	1 828	845	CHINA	8 640	1 131	541
IVORY COAST	464	180	81	JAPAN	222	476	224
GHANA	1 127	555	254	EXPORTS	1 472 070	468 747	216 028
TOGO	1 875	590	276	FRANCE	197 658	61 405	28 248
BENIN	2 494	429	197	BELGIUM LUX	195 414	57 317	26 361
NIGERIA	190 748	29 604	13 559	NETHERLANDS	145 820	59 715	27 506
CAMEROON	90 673	5 449	4 128	ITALY	52 918	17 616	8 078
GABON	13 257	2 154	935	UNTD KINGDOM	84 282	35 127	16 181
CONGO	19 620	3 026	1 402	IRELAND	10 613	2 415	1 109
ZAIRE	12 840	2 899	1 271	DENMARK	57 682	19 787	9 118
RWANDA	3 537	506	233	GREECE	3 487	1 089	508
BURUNDI	2 055	1 625	727	PORTUGAL	493	206	100
ANGOLA	25 672	4 174	1 860	SPAIN	4 492	1 876	881
ETHIOPIA	2 533	669	318	ICELAND	399	201	90
DJIBOUTI	2 008	519	255	NORWAY	41 015	5 469	2 524
SOMALIA	607	227	105	SWEDEN	130 975	43 401	20 022
KENYA	11 591	1 918	865	FINLAND	16 473	5 243	2 428
UGANDA	4 695	990	451	SWITZERLAND	74 054	28 376	13 126
TANZANIA	9 256	2 076	1 022	AUSTRIA	167 922	47 621	22 103
MOZAMBIQUE	3 939	696	303	YUGOSLAVIA	2 157	985	450
ZAMBIA	810	663	314	TURKEY	110	122	58
REP S AFRICA	77 104	34 234	16 011	SOVIET UNION	10 977	2 424	1 095
USA	1 531 605	234 862	106 696	POLAND	95	72	35
CANADA	111 084	31 089	14 197	CZECHOSLOVA	417	200	94
MEXICO	110 851	19 801	8 976	HUNGARY	5 200	1 921	892
NICARAGUA	378	137	62	BULGARIA	1 025	407	204
COSTA RICA	2 513	1 717	787	ALGERIA	26 742	12 218	5 567
CUBA	11 806	2 303	1 008	LIBYA	9 736	1 486	659
JAMAICA	4 008	1 205	552	EGYPT	4 269	3 071	1 366
TRINIDAD TOB	587	376	187	MAURITANIA	14 500	1 709	809
NETH ANTILL	3 500	699	327	GAMBIA	79	87	38
COLOMBIA	5 534	1 619	746	LIBERIA	85 185	7 013	3 236
VENEZUELA	82 430	12 567	5 643	NIGERIA	2 649	734	319
ECUADOR	811	222	102	GABON	2 500	294	146
PERU	1 851	800	375	ETHIOPIA	1 600	243	107
BRAZIL	37 700	12 713	5 987	TANZANIA	145	72	35
CHILE	6 501	2 517	1 179	REP S AFRICA	1 352	1 078	495
PARAGUAY	755	132	59	USA	73 176	31 110	14 216
URUGUAY	212	144	68	CANADA	10 804	4 552	2 168
ARGENTINA	7 247	2 399	1 115	MEXICO	2 186	1 198	557
CYPRUS	258	206	94	VENEZUELA	7 205	2 521	1 253
LEBANON	4 127	637	286	SURINAME	480	113	55
SYRIA	60 740	12 482	5 668	CHILE	165	72	32
IRAQ	189 215	30 917	14 210	SYRIA	1 011	436	195
IRAN	442 618	87 106	38 834	IRAQ	3 629	1 120	524
ISRAEL	61 789	11 348	5 249	IRAN	680	745	326
JORDAN	49 250	8 072	3 729	ISRAEL	5 091	874	394
SAUDI ARABIA	366 665	58 401	26 601	SAUDI ARABIA	1 320	598	268
KUWAIT	357 716	52 679	24 818	ARAB EMIRAT	769	215	102
BAHRAIN	822	323	147	NORTH YEMEN	641	129	57
QATAR	13 498	2 483	1 051	PAKISTAN	136	102	47
ARAB EMIRAT	64 677	15 732	7 116	INDIA	2 273	1 056	477
OMAN	59 584	12 134	5 377	MALDIVES	1 057	338	155
NORTH YEMEN	7 250	2 121	1 024	SRI LANKA	3 030	701	339
SOUTH YEMEN	291	197	95	THAILAND	707	164	76
PAKISTAN	15 677	7 551	3 436	SINGAPORE	97	70	31
INDIA	1 040 529	186 014	84 960	CHINA	3 651	925	448
BANGLADESH	1 187	685	306	JAPAN	230	137	62
MALDIVES	475	199	92	AUSTRALIA	163	104	46
SRI LANKA	892	424	185				
BURMA	24 927	4 554	1 920	681 SILVER, PLATINUM, ETC			
THAILAND	1 362	1 071	496	IMPORTS	13 688	1 223 122	569 682
INDONESIA	41 656	6 687	3 199	FRANCE	401	24 145	11 128
MALAYSIA	13 595	3 923	1 770	BELGIUM LUX	919	42 487	20 057
SINGAPORE	82 704	14 710	6 639	NETHERLANDS	475	48 732	22 380
PHILIPPINES	3 590	671	319	ITALY	13	17 962	8 303
CHINA	3 633 538	499 519	230 291	UNTD KINGDOM	4 648	387 081	181 360
NORTH KOREA	3 579	2 640	1 277				
SOUTH KOREA	17 276	11 591	5 245				
JAPAN	10 303	4 478	2 128				
TAIWAN	7 882	2 125	1 023				
HONG KONG	14 924	3 567	1 657				



## 6 IMPORTS AND EXPORTS (SPECIAL TRADE) BY GROUPS OF THE SITC-REV. II AND BY COUNTRIES OF PRODUCTION AND CONSUMPTION 1986

GROUP COUNTRY	DT * 100 KG	1 000 DM	1 000 \$	GROUP COUNTRY	DT * 100 KG	1 000 DM	1 000 \$
IRELAND	43	2 821	1 263	BELGIUM LUX	1 447 888	593 962	273 092
DENMARK	18	554	260	NETHERLANDS	197 948	78 808	36 269
SPAIN	54	3 409	1 430	ITALY	231 386	123 619	57 105
NORWAY	21	25 266	11 839	UNT D KINGDOM	185 232	84 150	38 908
SWEDEN	1 425	56 905	26 178	IRELAND	98	75	33
FINLAND	112	4 413	2 060	DENMARK	22 087	8 138	3 826
SWITZERLAND	1 460	146 800	68 372	GREECE	27 528	12 500	5 725
AUSTRIA	144	10 088	4 669	PORTUGAL	77	140	65
YUGOSLAVIA	375	15 257	6 980	SPAIN	87 544	31 060	14 268
TURKEY	4	135	60	NORWAY	105 803	34 208	16 074
SOVIET UNION	78	112 729	52 625	SWEDEN	176 890	81 151	37 087
POLAND	981	36 778	17 232	FINLAND	107 907	51 532	23 672
CZECHOSLOVA	34	1 590	759	SWITZERLAND	132 755	94 904	43 717
HUNGARY	31	1 418	670	AUSTRIA	143 146	78 144	36 389
BULGARIA	15	1 214	534	YUGOSLAVIA	62 929	23 266	10 815
MOROCCO	30	1 076	509	TURKEY	465	171	83
REP S AFRICA	130	110 165	51 968	SOVIET UNION	111 775	34 084	16 203
USA	993	94 245	44 131	POLAND	941 774	289 620	133 557
CANADA	4	224	97	CZECHOSLOVA	222	93	45
MEXICO	132	5 120	2 256	HUNGARY	57 495	18 082	8 409
PERU	93	3 448	1 690	ROMANIA	186	60	30
CHILE	377	18 245	8 219	BULGARIA	690	239	110
ARAB EMIRAT	6	278	128	ALBANIA	4 993	1 599	775
SINGAPORE		515	221	ZAIRE	762 885	243 072	111 807
CHINA		6 601	3 184	ZAMBIA	8 223	2 876	1 226
NORTH KOREA	489	22 914	10 435	ZIMBABWE	11 101	3 742	1 641
JAPAN	3	10 094	4 717	REP S AFRICA	560 070	172 889	79 590
HONG KONG	171	7 375	3 459	BOTSWANA	2 782	956	410
MACAO		536	269	USA	68 050	58 090	26 636
AUSTRALIA		287	143	CANADA	178 004	58 336	26 153
EXPORTS	11 266	668 342	309 020	VENEZUELA	2 375	573	279
FRANCE	730	51 698	23 805	PERU	220 932	66 717	30 932
BELGIUM LUX	277	12 996	6 175	BRAZIL	3 051	1 460	655
NETHERLANDS	562	66 815	30 569	CHILE	1 355 635	404 971	186 967
ITALY	1 114	48 205	22 438	ARGENTINA	720	233	104
UNT D KINGDOM	594	63 149	28 827	LEBANON	235	66	31
IRELAND	51	501	224	IRAN	113 451	34 261	15 868
DENMARK	233	7 448	3 397	ISRAEL	26	72	33
GREECE	132	3 810	1 747	PHILIPPINES	248	82	36
PORTUGAL	632	23 155	10 793	CHINA	1 000	2 008	930
SPAIN	294	8 641	3 984	JAPAN	8 378	12 610	5 826
NORWAY	270	9 357	4 327	TAIWAN	460	681	326
SWEDEN	932	18 289	8 415	HONG KONG	56	122	59
FINLAND	317	2 433	1 121	AUSTRALIA	42 484	14 387	6 463
SWITZERLAND	1 014	135 962	63 778	EXPORTS	5 467 877	3 172 348	1 460 110
AUSTRIA	1 010	38 294	17 357	FRANCE	749 246	421 720	193 518
MALTA		160	74	BELGIUM LUX	297 971	158 025	72 478
YUGOSLAVIA	93	4 053	1 878	NETHERLANDS	503 052	268 644	123 713
TURKEY	74	4 089	1 886	ITALY	607 386	313 997	144 376
SOVIET UNION	19	641	311	UNT D KINGDOM	500 922	302 236	139 116
POLAND	59	2 772	1 273	IRELAND	22 767	15 866	7 251
CZECHOSLOVA	31	4 688	2 298	DENMARK	213 974	107 757	49 722
HUNGARY	223	13 900	6 465	GREECE	15 404	10 991	5 069
ROMANIA	8	162	77	PORTUGAL	23 643	15 830	7 316
BULGARIA	292	6 446	3 009	SPAIN	101 735	74 223	34 383
ALGERIA	30	288	125	CANARY IS	1 307	1 022	476
TUNISIA	3	87	39	ICELAND	483	597	280
LIBYA	7	711	353	NORWAY	99 463	52 623	24 293
EGYPT	156	1 677	749	SWEDEN	276 402	135 311	62 217
REP S AFRICA	250	2 143	994	FINLAND	82 146	48 163	22 186
USA	239	47 162	21 164	SWITZERLAND	377 120	218 969	101 221
CANADA	40	2 305	1 058	AUSTRIA	449 243	238 011	109 581
MEXICO	21	1 023	466	MALTA	598	505	238
CUBA	6	495	219	YUGOSLAVIA	27 798	24 682	11 342
JAMAICA	3	113	53	TURKEY	60 320	28 986	13 142
COLOMBIA		195	89	SOVIET UNION	34 156	59 437	27 388
VENEZUELA		248	116	POLAND	5 097	8 235	3 841
BRAZIL	244	19 270	9 099	CZECHOSLOVA	12 419	10 856	4 928
CHILE	11	344	166	HUNGARY	18 807	20 943	9 561
ARGENTINA	1	252	112	ROMANIA	4 061	4 434	1 994
CYPRUS	29	1 548	713	BULGARIA	12 750	16 773	7 841
LEBANON		144	64	ALBANIA	2 457	1 753	814
SYRIA		179	81	MOROCCO	5 948	3 412	1 557
IRAQ	126	2 388	1 100	ALGERIA	49 985	21 346	9 475
IRAN	14	697	300	TUNISIA	4 530	1 898	891
ISRAEL	196	5 326	2 487	LIBYA	397	593	270
JORDAN		73	36	EGYPT	9 134	7 169	3 232
SAUDI ARABIA	48	757	353	SUDAN	72	86	40
KUWAIT	31	544	244	MALI	185	90	41
ARAB EMIRAT	25	1 015	453	LIBERIA	140	108	53
PAKISTAN	30	337	154	GHANA	1 356	1 049	474
INDIA	33	1 399	645	NIGERIA	4 981	2 951	1 437
SRI LANKA		77	38	ZAIRE	59	71	31
THAILAND	179	6 618	3 186	ANGOLA	553	393	181
INDONESIA	2	66	31	ETHIOPIA	131	130	60
MALAYSIA	3	97	44	KENYA	831	646	297
SINGAPORE	250	7 587	3 608	TANZANIA	125	161	76
PHILIPPINES	6	93	45	MAURITIUS	136	102	45
CHINA	6	868	408	ZIMBABWE	55	85	38
NORTH KOREA		330	147	REP S AFRICA	16 973	15 637	7 306
SOUTH KOREA	5	803	372	USA	455 597	275 697	126 675
JAPAN	14	27 021	12 559	CANADA	29 349	22 371	10 301
TAIWAN	66	1 687	773	MEXICO	4 461	4 490	2 032
HONG KONG	116	2 301	1 041	COSTA RICA	108	142	69
AUSTRALIA	99	1 772	812	CUBA	245	402	177
NEW ZEALAND		129	60	HAITI	200	88	43
682 COPPER EXC CEMENT COPPER				NETH ANTILL	218	176	84
IMPORTS	8 198 951	3 064 128	1 411 390	COLOMBIA	1 963	1 476	665
FRANCE	790 710	346 213	159 116	VENEZUELA	7 913	4 885	2 341
				ECUADOR	326	306	142
				PERU	2 211	1 319	620
				BRAZIL	6 270	6 712	3 119



## 6 IMPORTS AND EXPORTS (SPECIAL TRADE) BY GROUPS OF THE SITC-REV. 11 AND BY COUNTRIES OF PRODUCTION AND CONSUMPTION 1986

GROUP COUNTRY	DT = 100 KG	1 000 DM	1 000 \$	GROUP COUNTRY	DT = 100 KG	1 000 DM	1 000 \$
CHILE	177	285	125	BRAZIL	284	1 131	529
PARAGUAY	21	128	56	CHILE	91	287	130
URUGUAY	150	130	62	URUGUAY	90	95	45
ARGENTINA	3 047	4 009	1 883	ARGENTINA	590	1 973	914
CYPRUS	1 045	811	375	SYRIA	17	96	46
LEBANON	261	328	156	IRAQ	22	211	93
SYRIA	7 811	4 559	2 154	IRAN	83	185	85
IRAQ	4 181	3 646	1 689	ISRAEL	1 153	1 747	812
IRAN	73 030	43 524	19 918	SAUDI ARABIA	351	869	396
ISRAEL	59 266	28 307	13 107	PAKISTAN	46	375	176
JORDAN	652	792	367	INDIA	806	2 143	985
SAUDI ARABIA	19 601	12 297	5 650	THAILAND	222	638	296
KUWAIT	26 271	10 127	4 533	INDONESIA	347	732	338
BAHRAIN	174	259	123	MALAYSIA	29	106	44
QATAR	243	244	118	SINGAPORE	69	538	230
ARAB EMIRAT	1 508	1 609	754	PHILIPPINES	200	419	187
OMAN	123	172	78	CHINA	25	102	44
NORTH YEMEN	805	557	241	SOUTH KOREA	452	1 368	645
PAKISTAN	4 779	2 993	1 355	JAPAN	2 114	4 574	2 156
INDIA	42 291	17 844	8 485	TAIWAN	1 491	2 487	1 162
BANGLADESH	1 456	948	432	HONG KONG	22	185	88
SRI LANKA	562	437	201	AUSTRALIA	2 061	5 079	2 373
BURMA	153	102	47	NEW ZEALAND	112	308	135
THAILAND	874	688	325				
INDONESIA	5 714	6 568	3 001	684 ALUMINIUM			
MALAYSIA	4 777	3 022	1 353				
SINGAPORE	19 671	21 698	9 985	IMPORTS	11 094 675	4 313 046	1 988 802
PHILIPPINES	365	440	200				
CHINA	3 437	2 733	1 266	FRANCE	1 305 721	619 749	287 383
SOUTH KOREA	4 668	5 246	2 452	BELGIUM LUX	606 475	275 804	126 741
JAPAN	3 882	4 259	1 989	NETHERLANDS	1 113 256	504 284	233 364
TAIWAN	28 762	18 378	8 600	ITALY	522 791	266 282	123 255
HONG KONG	24 305	29 915	14 014	UNITED KINGDOM	826 087	306 584	141 411
AUSTRALIA	14 469	9 027	4 186	IRELAND	526	435	207
NEW ZEALAND	615	901	409	DENMARK	148 967	73 072	33 661
				GREECE	60 641	28 799	13 349
683 NICKEL				PORTUGAL	624	260	118
IMPORTS	540 671	588 666	270 556	SPAIN	463 508	135 325	61 608
				ICELAND	222 783	71 250	33 296
FRANCE	46 420	65 601	29 947	NORWAY	2 343 077	714 204	329 007
BELGIUM LUX	1 799	2 152	1 014	SWEDEN	234 797	82 850	37 903
NETHERLANDS	2 622	5 084	2 410	FINLAND	29 532	9 609	4 439
ITALY	534	1 886	868	SWITZERLAND	404 807	234 624	108 361
UNITED KINGDOM	65 948	92 396	42 546	AUSTRIA	499 375	268 682	124 001
IRELAND	573	2 535	1 159	YUGOSLAVIA	177 724	61 082	27 937
SPAIN	74	136	64	TURKEY	19 701	9 689	4 410
NORWAY	58 800	52 166	23 959	SOVIET UNION	57 664	15 524	7 148
SWEDEN	1 608	5 069	2 329	POLAND	3 238	1 168	532
FINLAND	16 664	14 548	6 699	CZECHOSLOVAKIA	23 619	5 442	2 570
SWITZERLAND	815	4 942	2 264	HUNGARY	66 423	23 919	10 911
AUSTRIA	2 888	5 603	2 536	ROMANIA	128 912	34 316	15 762
SOVIET UNION	154 694	135 994	63 363	EGYPT	226 402	69 717	31 702
HUNGARY	1 359	1 462	669	GHANA	342 621	103 006	49 007
ZIMBABWE	16 546	15 250	6 940	CAMEROON	80 723	23 499	11 152
REP S AFRICA	45 166	41 632	18 984	REP S AFRICA	160 875	46 432	20 349
USA	14 535	40 600	18 657	USA	88 874	46 023	21 056
CANADA	58 615	55 081	25 125	MEXICO	400	256	121
PHILIPPINES	12 754	12 093	5 338	VENEZUELA	67 450	19 580	8 715
CHINA	251	235	106	SURINAME	172 329	49 748	22 687
JAPAN	285	832	392	BRAZIL	282 128	79 199	36 817
AUSTRALIA	37 677	33 286	15 151	ARGENTINA	65 548	19 392	9 056
EXPORTS	184 866	402 689	185 022	LEBANON	215	88	44
				ISRAEL	27 893	13 599	6 304
FRANCE	51 083	81 713	37 417	BAHRAIN	171 859	48 054	21 752
BELGIUM LUX	8 120	14 210	6 583	ARAB EMIRAT	921	304	136
NETHERLANDS	13 757	23 617	10 994	INDIA	431	212	92
ITALY	10 869	31 152	14 325	INDONESIA	66 031	17 937	7 743
UNITED KINGDOM	17 784	40 860	18 670	SINGAPORE	5	251	118
IRELAND	2 238	5 739	2 639	CHINA	67	93	46
DENMARK	1 067	3 388	1 573	JAPAN	3 578	8 667	4 020
GREECE	133	345	158	TAIWAN	1 114	374	164
PORTUGAL	329	855	402	HONG KONG	400	172	80
SPAIN	3 376	9 369	4 316	AUSTRALIA	4 071	1 200	491
NORWAY	778	1 810	825	NEW ZEALAND	87	115	51
SWEDEN	1 305	3 596	1 672	EXPORTS	8 465 548	4 547 236	2 099 437
FINLAND	337	1 269	577				
SWITZERLAND	9 861	27 687	12 651	FRANCE	1 581 931	813 240	374 430
AUSTRIA	6 196	14 073	6 421	BELGIUM LUX	645 037	322 922	148 871
MALTA	27	154	73	NETHERLANDS	875 065	450 571	207 552
YUGOSLAVIA	2 043	4 591	2 118	ITALY	1 061 221	498 614	230 067
TURKEY	283	901	418	UNITED KINGDOM	867 777	509 757	236 273
SOVIET UNION	3	66	33	IRELAND	51 722	34 422	15 897
POLAND	694	1 300	609	DENMARK	254 768	136 808	62 989
CZECHOSLOVAKIA	259	1 486	697	GREECE	52 308	29 748	13 768
HUNGARY	292	1 653	771	PORTUGAL	29 084	19 324	9 004
ROMANIA	1 104	3 647	1 698	SPAIN	104 201	70 221	32 590
BULGARIA	685	2 228	1 003	CANARY IS	3 096	3 083	1 434
ALGERIA	51	94	42	ICELAND	1 153	978	449
TUNISIA	25	84	42	NORWAY	243 099	124 781	57 328
EGYPT	92	303	136	SWEDEN	256 356	149 692	69 265
ANGOLA	30	66	32	FINLAND	103 407	58 549	27 051
REP S AFRICA	902	3 301	1 532	SWITZERLAND	591 313	310 692	143 282
USA	35 352	85 039	39 042	AUSTRIA	722 948	305 052	141 757
CANADA	2 822	5 349	2 467	ANDORRA	1 729	822	368
MEXICO	1 098	3 272	1 450	VATICAN CITY	13	69	34
GUATEMALA	27	115	53	MALTA	1 311	793	367
PANAMA	113	257	108	YUGOSLAVIA	39 935	28 854	13 662
CUBA	61	494	213	TURKEY	25 056	13 968	6 328
COLOMBIA	38	127	58	SOVIET UNION	15 275	9 390	4 299
VENEZUELA	536	1 470	683	POLAND	2 098	2 209	1 023
ECUADOR	39	144	65	CZECHOSLOVAKIA	2 774	2 123	1 020
PERU	180	491	222	HUNGARY	11 630	7 876	3 577
				ROMANIA	397	577	250



## 6 IMPORTS AND EXPORTS (SPECIAL TRADE) BY GROUPS OF THE SITC-REV. 11 AND BY COUNTRIES OF PRODUCTION AND CONSUMPTION 1986

GROUP COUNTRY	DT * 100 KG	1 000 DM	1 000 \$	GROUP COUNTRY	DT * 100 KG	1 000 DM	1 000 \$
BULGARIA	12 985	13 953	6 423	NORTH KOREA	68 326	11 025	4 910
ALBANIA	491	363	167	AUSTRALIA	40 080	4 613	1 995
MOROCCO	5 075	3 093	1 469				
ALGERIA	31 663	11 789	5 464	EXPORTS	1 127 788	168 845	77 854
TUNISIA	2 933	2 059	943	FRANCE	107 636	14 965	6 851
LIBYA	7 079	4 888	2 347	BELGIUM LUX	29 645	6 843	3 119
EGYPT	8 622	7 644	3 617	NETHERLANDS	84 420	18 044	8 355
SUDAN	168	298	144	ITALY	307 171	34 032	15 621
BURKINA FASO	25	68	32	UNTD KINGDOM	17 860	7 405	3 347
SENEGAL	440	367	171	DENMARK	133 042	15 948	7 358
LIBERIA	2 422	848	389	GREECE	1 195	186	83
IVORY COAST	73	142	68	PORTUGAL	4 237	919	420
GHANA	402	352	165	SPAIN	3 401	1 670	760
TOGO	19	72	31	NORWAY	6 925	1 437	673
NIGERIA	3 450	3 544	1 535	SWEDEN	12 842	3 465	1 614
CAMEROON	1 954	5 604	2 619	FINLAND	5 384	789	365
CENT AFR REP	70	134	61	SWITZERLAND	34 053	5 255	2 408
CONGO	167	132	59	AUSTRIA	170 457	20 352	9 392
ZAIRE	175	874	429	YUGOSLAVIA	195	223	106
ANGOLA	212	182	84	TURKEY	15 379	1 900	847
ETHIOPIA	49	72	34	CZECHOSLOVA	71 193	7 045	3 235
KENYA	3 736	3 154	1 482	HUNGARY	5 103	2 206	1 019
UGANDA	961	585	284	ALBANIA	490	142	67
TANZANIA	566	420	192	MOROCCO	204	82	38
MOZAMBIQUE	114	91	45	EGYPT	36 286	3 294	1 539
MAURITIUS	266	361	165	SUDAN	210	77	37
ZIMBABWE	837	585	272	NIGERIA	3 561	575	272
REP S AFRICA	56 900	25 792	11 948	ZAIRE	229	65	33
USA	297 558	210 686	97 375	ANGOLA	3 577	335	164
CANADA	48 815	26 449	12 092	TANZANIA	75	88	39
MEXICO	7 426	5 496	2 508	REP S AFRICA	95	71	32
GUATEMALA	1 399	961	429	USA	10 146	12 280	5 728
HONDURAS	87	100	44	CANADA	409	217	108
EL SALVADOR	2 174	1 672	782	PANAMA	488	195	87
NICARAGUA	97	84	43	VENEZUELA	613	127	56
COSTA RICA	479	510	232	BRAZIL	18	93	43
PANAMA	527	561	269	CHILE	760	168	81
CUBA	351	287	127	URUGUAY	320	73	31
DOMINIC REP	1 932	1 771	822	LEBANON	2 100	317	143
JAMAICA	729	665	319	SYRIA	386	66	31
NETH ANTILL	351	229	114	IRAN	52	113	51
COLOMBIA	708	822	375	ISRAEL	1 085	165	79
VENEZUELA	70 648	44 128	20 276	JORDAN	7 544	809	405
ECUADOR	5 890	5 118	2 322	SAUDI ARABIA	7 666	1 338	604
PERU	3 380	3 100	1 443	KUWAIT	1 117	250	112
BRAZIL	4 761	6 418	3 038	ARAB EMIRAT	512	115	54
CHILE	9 296	6 006	2 828	PAKISTAN	1 615	160	68
BOLIVIA	97	179	77	INDIA	30 304	2 580	1 278
PARAGUAY	34	129	61	BANGLADESH	363	63	30
ARGENTINA	960	1 306	601	THAILAND	1 505	182	87
CYPRUS	285	343	161	INDONESIA	4 306	1 279	596
LEBANON	857	583	267	SINGAPORE	12	119	54
SYRIA	3 075	2 395	1 116	HONG KONG	242	76	33
IRAQ	7 738	6 785	3 013				
IRAN	6 527	5 414	2 435	686 ZINC			
ISRAEL	19 922	17 531	8 108	IMPORTS	2 161 965	391 494	181 204
JORDAN	1 629	1 791	809	FRANCE	439 178	85 041	41 082
SAUDI ARABIA	44 492	25 928	12 013	BELGIUM LUX	729 744	128 673	59 578
KUWAIT	4 972	4 808	2 230	NETHERLANDS	451 937	77 197	35 977
BAHRAIN	200	221	100	ITALY	45 159	9 441	4 412
QATAR	107	179	82	UNTD KINGDOM	1 279	3 205	1 465
ARAB EMIRAT	1 951	2 483	1 127	GREECE	1 306	155	75
OMAN	455	628	280	SPAIN	6 027	937	423
SOUTH YEMEN	661	722	361	NORWAY	172 313	27 541	12 798
AFGHANISTAN	265	528	234	FINLAND	156 785	26 386	12 063
PAKISTAN	6 405	6 163	2 813	SWITZERLAND	294	78	36
INDIA	8 716	11 069	5 291	AUSTRIA	3 274	1 863	856
BANGLADESH	65	98	46	YUGOSLAVIA	35 097	9 427	4 380
SRI LANKA	297	215	99	POLAND	59 356	9 883	4 585
NEPAL	76	153	72	ROMANIA	503	71	32
BURMA	73	125	54	ALGERIA	7 989	1 387	676
THAILAND	3 229	3 804	1 770	ZAIRE	14 929	2 445	1 108
INDONESIA	7 706	7 619	3 519	ZAMBIA	6 971	1 117	500
MALAYSIA	2 519	2 760	1 249	REP S AFRICA	603	109	53
SINGAPORE	15 767	14 741	6 742	USA	281	258	119
PHILIPPINES	5 272	3 485	1 691	CANADA	11 249	1 947	837
CHINA	57 139	32 108	14 656	BRAZIL	323	93	42
SOUTH KOREA	22 591	14 513	6 658	EXPORTS	1 301 875	258 665	119 899
JAPAN	31 818	21 524	9 947	FRANCE	267 628	53 484	24 834
TAIWAN	18 445	16 600	7 737	BELGIUM LUX	131 554	22 857	10 691
HONG KONG	32 356	16 258	7 439	NETHERLANDS	127 107	27 258	12 645
AUSTRALIA	13 048	13 750	6 340	ITALY	312 161	56 330	26 003
NEW ZEALAND	1 830	1 752	819	UNTD KINGDOM	65 848	12 994	5 999
NEW CALEDON	160	220	103	IRELAND	869	227	102
				DENMARK	19 513	5 293	2 470
685 LEAD				GREECE	10 262	2 128	959
IMPORTS	1 477 269	160 643	73 574	PORTUGAL	8 795	2 092	968
FRANCE	162 723	16 289	7 527	SPAIN	8 548	2 350	1 063
BELGIUM LUX	224 459	22 865	10 486	ICELAND	448	99	46
NETHERLANDS	165 826	17 380	8 136	NORWAY	2 730	919	433
ITALY	1 088	157	74	SWEDEN	2 488	849	397
UNTD KINGDOM	572 286	65 085	29 876	FINLAND	631	362	161
GREECE	3 049	268	121	SWITZERLAND	81 924	16 339	7 522
SPAIN	1 299	481	219	AUSTRIA	77 474	17 650	8 125
SWEDEN	82 325	8 317	3 812	YUGOSLAVIA	2 746	853	265
SWITZERLAND	2 310	326	149	TURKEY	14 939	2 875	1 303
AUSTRIA	3 417	273	136	POLAND	88	128	59
YUGOSLAVIA	161	63	32	CZECHOSLOVA	44 401	7 458	3 409
MOROCCO	65 518	6 040	2 719	HUNGARY	3 879	842	378
REP S AFRICA	13 682	1 225	567				
USA	55 578	4 810	2 188				
MEXICO	14 527	1 296	600				



6 IMPORTS AND EXPORTS (SPECIAL TRADE) BY GROUPS OF THE SITC-REV. II AND BY COUNTRIES OF PRODUCTION AND CONSUMPTION 1986

GROUP COUNTRY	DT = 100 KG	1 000 DM	1 000 \$	GROUP COUNTRY	DT = 100 KG	1 000 DM	1 000 \$
ROMANIA	2 600	636	276	688 URANIUM, THORIUM, ALLOYS			
ALBANIA	1 861	838	370				
MOROCCO	300	91	41	IMPORTS	121	481	221
ALGERIA	778	407	176	USA	100	224	97
LIBYA	19 286	3 299	1 627	CANADA	8	125	62
EGYPT	509	140	63	EXPORTS	83	1 490	699
SIERRA LEONE	501	90	37	ITALY	40	749	357
NIGERIA	1 863	376	167	CANADA	40	686	315
KENYA	6 452	1 150	527				
REP S AFRICA	3 623	1 015	471	689 NON-FER BASE METALS NES			
USA	11 165	2 316	1 118	IMPORTS	496 871	519 880	239 936
CANADA	619	316	145	FRANCE	40 504	38 321	17 611
MEXICO	80	71	33	BELGIUM LUX	35 505	25 731	11 951
VENEZUELA	900	306	143	NETHERLANDS	10 140	6 999	3 201
BRAZIL	2 739	521	238	ITALY	29 178	20 868	9 597
CHILE	360	145	66	UNTD KINGDOM	9 661	17 086	7 910
IRAQ	369	130	59	IRELAND	257	188	81
IRAN	11 262	1 687	818	DENMARK	1 467	1 064	489
ISRAEL	588	159	75	GREECE	717	321	143
SAUDI ARABIA	3 280	665	308	SPAIN	223	299	143
KUWAIT	852	212	93	NORWAY	161 107	108 785	50 190
INDIA	417	134	62	SWEDEN	4 424	2 033	945
THAILAND	801	319	148	FINLAND	1 920	2 653	1 214
CHINA	37 845	6 320	3 049	SWITZERLAND	1 942	3 655	1 660
SOUTH KOREA	50	65	31	AUSTRIA	13 879	40 223	18 518
JAPAN	949	1 234	564	YUGOSLAVIA	12 890	9 537	4 391
TAIWAN	1 945	580	274	TURKEY	4 020	2 584	1 181
HONG KONG	2 154	871	411	SOVIET UNION	5 825	5 135	2 370
AUSTRALIA	1 841	807	371	POLAND	53	159	72
NEW ZEALAND	649	232	108	CZECHOSLOVA	8	359	161
				HUNGARY	357	1 198	568
687 TIN				ROMANIA	75	374	184
IMPORTS	188 867	303 212	138 662	BULGARIA	147	101	47
FRANCE	222	655	305	NIGERIA	3 193	1 221	565
BELGIUM LUX	3 377	3 836	1 740	ZAIRE	18 348	73 882	34 746
NETHERLANDS	23 015	38 614	18 053	ZAMBIA	3 212	12 839	5 575
UNTD KINGDOM	25 923	37 936	17 752	REP S AFRICA	35 193	14 722	6 772
DENMARK	58	162	81	USA	67 388	79 753	36 785
SPAIN	289	636	264	CANADA	4 242	11 126	5 070
SWITZERLAND	255	312	147	MEXICO	53	113	53
AUSTRIA	46	156	68	PERU	976	1 159	531
NIGERIA	1 325	2 791	1 199	LEBANON	233	91	41
ZAIRE	100	320	141	ISRAEL	646	743	326
RWANDA	300	931	459	KUWAIT	195	74	35
ZIMBABWE	3 510	4 932	2 279	CHINA	11 342	12 214	5 744
REP S AFRICA	2 803	4 011	1 841	SOUTH KOREA	786	2 043	953
USA	1 886	2 564	1 207	JAPAN	15 607	21 205	9 622
BRAZIL	27 381	43 001	19 540	TAIWAN	246	359	167
CHILE	2 830	3 508	1 659	HONG KONG	580	483	234
BOLIVIA	7 422	11 090	5 031	EXPORTS	65 968	177 082	81 661
ARGENTINA	397	474	234	FRANCE	5 150	14 016	6 458
THAILAND	22 969	38 912	17 467	BELGIUM LUX	3 398	8 329	3 860
INDONESIA	34 028	54 878	24 815	NETHERLANDS	13 222	29 756	13 844
MALAYSIA	20 466	34 241	15 968	ITALY	3 459	4 326	2 001
SINGAPORE	7 838	14 905	6 764	UNTD KINGDOM	10 092	24 419	11 194
CHINA	2 172	2 988	1 480	IRELAND	35	270	125
JAPAN	34	82	37	DENMARK	91	419	194
EXPORTS	47 438	76 365	34 480	GREECE	34	357	166
FRANCE	2 114	4 692	2 109	PORTUGAL	86	640	293
BELGIUM LUX	2 455	5 179	2 394	SPAIN	1 028	1 859	863
NETHERLANDS	5 480	8 285	3 665	NORWAY	303	424	201
ITALY	3 986	6 380	2 857	SWEDEN	4 644	6 605	3 066
UNTD KINGDOM	5 449	5 631	2 530	FINLAND	86	241	111
IRELAND	51	96	45	SWITZERLAND	1 607	10 305	4 732
DENMARK	1 471	1 862	849	AUSTRIA	6 707	10 451	4 791
GREECE	453	986	456	YUGOSLAVIA	289	2 263	1 056
PORTUGAL	124	239	108	TURKEY	90	283	128
SPAIN	982	1 530	708	SOVIET UNION	10	187	80
NORWAY	1 041	1 832	843	POLAND	15	347	158
SWEDEN	1 111	1 604	812	CZECHOSLOVA	171	1 215	545
FINLAND	845	1 504	689	HUNGARY	299	1 854	874
SWITZERLAND	2 726	5 041	2 269	ROMANIA	35	244	115
AUSTRIA	4 476	8 176	3 725	BULGARIA	20	227	105
YUGOSLAVIA	3 102	7 025	3 137	GAMBIA	8	167	83
TURKEY	179	260	121	REP S AFRICA	96	848	388
POLAND	40	74	35	USA	10 093	27 436	12 563
CZECHOSLOVA	852	1 682	805	CANADA	135	767	378
HUNGARY	998	2 226	984	MEXICO	9	201	90
ROMANIA	81	163	74	BRAZIL	128	572	274
ALBANIA	260	499	217	CHILE	2	82	38
ALGERIA	65	99	47	ISRAEL	21	195	90
TUNISIA	145	242	112	SAUDI ARABIA	10	96	40
ANGOLA	46	179	75	PAKISTAN	12	155	77
TANZANIA	140	339	158	INDIA	187	1 477	667
REP S AFRICA	106	247	117	INDONESIA	27	68	30
USA	5 171	4 626	2 052	CHINA	405	743	367
CANADA	1 780	2 242	981	NORTH KOREA	2	170	82
GUATEMALA	48	117	56	SOUTH KOREA	109	759	350
HONDURAS	80	130	60	JAPAN	3 359	21 230	9 763
BRAZIL	66	348	159	TAIWAN	443	2 327	1 081
IRAN	325	195	92	AUSTRALIA	7	151	67
ISRAEL	105	151	71				
AFGHANISTAN	100	164	76	691 STRUCTURES AND PARTS NES			
PAKISTAN	112	210	98	IMPORTS	3 550 201	1 169 495	544 906
INDIA	494	770	367	FRANCE	754 696	196 629	91 625
MALAYSIA	39	112	50				
SINGAPORE	20	74	37				
SOUTH KOREA	68	323	148				
TAIWAN	36	146	68				



## 6 IMPORTS AND EXPORTS (SPECIAL TRADE) BY GROUPS OF THE SITC-REV. II AND BY COUNTRIES OF PRODUCTION AND CONSUMPTION 1986

GROUP COUNTRY	DT = 100 KG	1 000 DM	1 000 \$	GROUP COUNTRY	DT = 100 KG	1 000 DM	1 000 \$
BELGIUM LUX	458 953	142 847	66 720	SURINAME	154	126	56
NETHERLANDS	758 313	228 156	106 415	FRENCH GUIAN	1 831	3 176	1 595
ITALY	157 413	69 278	32 306	ECUADOR	516	159	72
UNTD KINGDOM	74 674	37 852	17 629	PERU	317	964	435
IRELAND	12 725	4 994	2 393	CHILE	5 614	1 524	699
DENMARK	118 918	61 806	28 934	PARAGUAY	3 030	1 386	664
GREECE	249	162	72	URUGUAY	161	91	43
PORTUGAL	102	112	53	ARGENTINA	63	161	78
SPAIN	3 201	3 559	1 710	CYPRUS	1 056	1 144	532
NORWAY	2 501	3 457	1 543	LEBANON	75	102	44
SWEDEN	97 861	40 261	18 675	SYRIA	3 381	4 706	2 140
FINLAND	46 781	23 008	10 357	IRAQ	207 614	65 909	30 072
SWITZERLAND	295 169	138 615	64 075	IRAN	13 173	8 763	4 241
AUSTRIA	432 173	148 968	69 588	ISRAEL	5 499	5 683	2 633
YUGOSLAVIA	18 145	5 740	2 733	JORDAN	3 759	2 743	1 292
TURKEY	9 354	3 288	1 590	SAUDI ARABIA	75 381	53 665	24 680
POLAND	222 990	30 241	14 279	KUWAIT	16 853	14 361	6 504
CZECHOSLOVA	4 638	811	377	BAHRAIN	4 974	5 175	2 404
HUNGARY	31 226	8 719	4 237	QATAR	4 365	4 461	2 151
ROMANIA	724	193	91	ARAB EMIRAT	44 299	22 014	10 183
REP S AFRICA	6 877	667	328	OMAN	3 724	2 252	1 047
USA	5 151	8 121	3 687	NORTH YEMEN	1 673	436	186
CANADA	6 805	2 665	1 231	PAKISTAN	6 421	8 348	3 743
BRAZIL	29 264	8 095	3 680	INDIA	7 854	11 821	5 445
ISRAEL	475	399	180	BANGLADESH	10 327	2 926	1 342
SOUTH KOREA	176	79	36	MALDIVES	185	199	95
JAPAN	246	422	202	SRI LANKA	923	690	326
TAIWAN	195	234	106	BURMA	326	300	137
EXPORTS	4 475 226	2 202 495	1 020 136	THAILAND	2 755	3 320	1 492
FRANCE	796 466	320 158	148 148	INDONESIA	4 126	4 202	1 953
BELGIUM LUX	444 606	165 747	76 772	MALAYSIA	2 746	2 849	1 301
NETHERLANDS	739 568	310 307	144 085	BRUNEI	181	205	89
ITALY	105 638	59 871	27 736	SINGAPORE	18 653	11 369	5 188
UNTD KINGDOM	175 642	126 906	58 267	CHINA	19 500	8 081	3 723
IRELAND	7 205	4 382	2 017	SOUTH KOREA	11 422	9 283	4 466
DENMARK	138 756	60 427	28 169	JAPAN	5 838	7 071	3 190
GREECE	22 096	13 049	6 065	TAIWAN	4 548	6 798	3 186
PORTUGAL	2 966	2 475	1 143	HONG KONG	6 321	6 598	3 023
SPAIN	21 406	12 377	5 808	AUSTRALIA	11 493	10 824	4 976
CANARY IS	3 690	2 456	1 150	NEW ZEALAND	698	385	176
ICELAND	3 056	2 465	1 152	WEST SAMOA	439	77	38
FAROE IS	792	300	136	692 METAL TANKS,BOXES,ETC			
NORWAY	149 514	60 458	27 751	IMPORTS	838 767	405 709	187 656
SWEDEN	71 381	40 136	18 619	FRANCE	108 617	60 350	27 961
FINLAND	30 080	13 497	6 304	BELGIUM LUX	280 303	104 569	48 267
SWITZERLAND	502 572	265 766	123 760	NETHERLANDS	93 918	49 463	22 926
AUSTRIA	359 288	162 851	76 009	ITALY	33 135	26 451	12 355
GIBRALTAR	498	405	202	UNTD KINGDOM	65 076	36 535	16 962
MALTA	432	272	123	IRELAND	952	810	354
YUGOSLAVIA	4 177	5 521	2 610	DENMARK	15 903	8 427	3 860
TURKEY	35 953	19 840	9 304	GREECE	516	296	135
SOVIET UNION	19 264	20 797	9 797	SPAIN	1 356	1 437	688
POLAND	8 179	3 416	1 495	NORWAY	520	566	272
CZECHOSLOVA	5 171	4 579	2 234	SWEDEN	13 384	9 040	4 155
HUNGARY	3 411	2 888	1 314	FINLAND	2 077	1 672	768
ROMANIA	425	219	100	SWITZERLAND	84 806	41 492	19 254
BULGARIA	2 514	4 551	2 131	AUSTRIA	84 241	43 972	20 173
MOROCCO	340	157	71	GIBRALTAR	476	543	240
ALGERIA	25 927	12 998	5 833	YUGOSLAVIA	3 414	896	421
TUNISIA	1 081	2 065	970	SOVIET UNION	604	165	77
LIBYA	56 819	29 270	13 527	POLAND	17 403	5 136	2 364
EGYPT	25 994	17 848	8 087	CZECHOSLOVA	10 737	2 708	1 248
SUDAN	1 182	623	288	HUNGARY	7 648	2 540	1 162
MALI	1 289	570	249	EGYPT	5	68	30
BURKINA FASO	445	352	165	USA	3 864	5 710	2 660
SENEGAL	162	346	171	CANADA	63	133	60
GUIN BISSAU	948	192	94	BRAZIL	1 358	132	64
GUINEA	1 418	630	285	SYRIA	751	120	53
SIERRA LEONE	873	490	224	IRAQ	4 323	427	197
LIBERIA	644	314	140	JAPAN	255	829	379
IVORY COAST	996	383	169	TAIWAN	259	377	184
GHANA	17 683	10 023	4 283	HONG KONG	381	472	221
TOGO	4 614	6 394	3 028	EXPORTS	1 822 780	989 448	456 646
BENIN	774	379	172	FRANCE	189 691	103 930	47 766
NIGERIA	24 065	21 890	10 199	BELGIUM LUX	231 740	80 936	37 370
CAMEROON	4 220	941	416	NETHERLANDS	542 545	219 585	101 400
CENT AFR REP	1 292	415	176	ITALY	52 461	28 230	12 972
GABON	572	482	233	UNTD KINGDOM	121 721	77 462	35 889
CONGO	342	209	99	IRELAND	16 617	10 630	5 019
ZAIRE	2 213	1 757	764	DENMARK	76 776	44 672	20 607
BURUNDI	1 195	790	355	GREECE	10 818	9 174	4 183
ETHIOPIA	690	349	167	PORTUGAL	711	684	330
SOMALIA	385	183	83	SPAIN	38 923	30 424	13 899
KENYA	5 020	4 863	2 159	CANARY IS	1 798	1 398	671
UGANDA	134	102	44	ICELAND	2 319	2 784	1 272
TANZANIA	2 792	1 191	592	NORWAY	16 215	13 996	6 428
REUNION	161	223	104	SWEDEN	28 416	26 051	12 032
ZAMBIA	489	370	173	FINLAND	24 545	12 297	5 790
ZIMBABWE	16	71	32	SWITZERLAND	106 677	65 532	30 360
REP S AFRICA	14 563	25 764	12 117	AUSTRIA	157 749	85 434	39 529
USA	73 336	57 467	26 597	MALTA	137	161	76
CANADA	23 305	11 281	5 148	YUGOSLAVIA	10 144	5 879	2 754
MEXICO	2 653	1 277	577	TURKEY	3 225	2 000	922
BERMUDA	72	191	93	SOVIET UNION	1 073	1 197	572
GUATEMALA	192	64	32	POLAND	4 908	2 890	1 371
PANAMA	216	201	100	CZECHOSLOVA	3 349	1 757	830
CUBA	552	696	322	HUNGARY	4 541	2 186	1 031
HAITI	662	645	289	ROMANIA	121	150	73
MARTINIQUE	320	120	54	BULGARIA	2 079	2 633	1 187
TRINIDAD TOB	50	97	45				
COLOMBIA	5 970	6 274	2 862				
VENEZUELA	161	390	181				



## 6 IMPORTS AND EXPORTS (SPECIAL TRADE) BY GROUPS OF THE SITC-REV. II AND BY COUNTRIES OF PRODUCTION AND CONSUMPTION 1986

GROUP COUNTRY	DT * 100 KG	1 000 DM	1 000 \$	GROUP COUNTRY	DT * 100 KG	1 000 DM	1 000 \$
ALBANIA	423	555	268	HUNGARY	166	120	60
MOROCCO	133	177	82	REP S AFRICA	3 474	1 001	466
ALGERIA	827	1 025	452	USA	1 083	5 804	2 658
TUNISIA	801	350	160	INDIA	1 065	259	114
LIBYA	7 831	5 854	2 811	CHINA	11 845	2 332	1 065
EGYPT	10 586	5 714	2 618	SOUTH KOREA	28 557	10 467	4 799
SUDAN	601	472	214	JAPAN	5 037	4 236	1 943
MALI	147	254	125	TAIWAN	1 207	349	168
BURKINA FASO	363	369	177	HONG KONG	48	116	53
NIGER	3 432	1 715	755	EXPORTS	2 725 226	792 101	365 609
SIERRA LEONE	227	186	91	FRANCE	570 935	107 333	49 423
LIBERIA	342	180	81	BELGIUM LUX	388 564	62 270	28 699
IVORY COAST	132	121	57	NETHERLANDS	426 689	97 381	45 126
GHANA	1 790	640	306	ITALY	81 371	44 921	20 655
TOGO	410	570	237	UNTD KINGDOM	186 038	85 064	39 237
NIGERIA	5 460	5 583	2 465	IRELAND	4 610	2 919	1 343
CAMEROON	160	96	42	DENMARK	148 847	26 366	12 278
GABON	367	209	99	GREECE	23 003	13 284	6 166
ZAIRE	876	472	223	PORTUGAL	4 689	2 552	1 188
BURUNDI	142	182	78	SPAIN	14 228	8 503	3 947
ANGOLA	139	206	92	ICELAND	4 221	1 422	671
ETHIOPIA	1 576	1 650	768	NORWAY	72 301	13 524	6 309
SOMALIA	123	253	123	SWEDEN	121 024	23 579	10 973
KENYA	88	158	75	FINLAND	23 330	9 912	4 521
UGANDA	155	78	36	SWITZERLAND	67 127	25 082	11 619
TANZANIA	794	470	206	AUSTRIA	160 919	37 934	17 563
SEYCHELLES	58	145	70	YUGOSLAVIA	3 733	4 130	1 960
MAURITIUS	270	425	193	TURKEY	4 035	4 535	2 103
ZAMBIA	65	164	76	SOVIET UNION	2 926	6 213	2 890
MALAWI	1 993	3 220	1 427	POLAND	27 168	15 311	7 161
REP S AFRICA	1 384	1 457	660	CZECHOSLOVA	2 660	2 831	1 313
USA	27 818	34 234	15 798	HUNGARY	1 805	3 051	1 426
CANADA	2 387	3 922	1 786	ROMANIA	1 365	3 077	1 424
MEXICO	222	744	340	BULGARIA	2 194	3 248	1 494
GUATEMALA	651	1 521	704	ALBANIA	190	131	56
EL SALVADOR	67	80	38	MOROCCO	1 330	480	213
COSTA RICA	440	933	392	ALGERIA	3 991	2 894	1 283
PANAMA	184	490	242	TUNISIA	393	318	147
CUBA	484	350	153	LIBYA	32 435	4 354	2 027
DOMINIC REP	30	105	47	EGYPT	7 418	2 336	1 078
JAMAICA	182	223	106	SUDAN	1 447	233	109
BARBADOS	26	77	37	GAMBIA	1 286	115	53
COLOMBIA	176	173	85	GUINEA	327	93	46
VENEZUELA	260	762	356	LIBERIA	1 395	629	289
ECUADOR	266	647	302	IVORY COAST	5 987	2 359	1 082
PERU	689	2 335	1 149	GHANA	1 860	507	225
BRAZIL	314	195	91	NIGERIA	27 242	4 493	1 995
CHILE	526	1 114	518	GABON	837	252	111
BOLIVIA	63	186	89	CONGO	355	121	56
PARAGUAY	538	188	84	ZAIRE	2 670	1 548	710
ARGENTINA	684	730	352	RWANDA	2 252	1 401	651
CYPRUS	1 508	556	260	ANGOLA	644	363	172
LEBANON	256	108	49	SOMALIA	364	67	34
SYRIA	5 108	3 879	1 811	KENYA	1 437	417	182
IRAQ	11 329	6 401	2 909	UGANDA	676	110	49
IRAN	4 437	4 185	1 904	TANZANIA	1 155	530	247
ISRAEL	2 195	3 020	1 372	MOZAMBIQUE	211	362	182
JORDAN	1 547	913	415	ZAMBIA	993	225	96
SAUDI ARABIA	17 695	12 386	5 664	ZIMBABWE	43	73	34
KUWAIT	820	747	344	REP S AFRICA	7 777	6 517	3 004
BAHRAIN	196	198	87	USA	107 260	63 646	29 438
ARAB EMIRAT	5 114	3 272	1 464	CANADA	61 900	28 518	13 057
OMAN	810	1 111	519	MEXICO	526	1 079	488
NORTH YEMEN	451	615	298	GUATEMALA	232	120	56
AFGHANISTAN	78	101	42	HONDURAS	571	193	91
PAKISTAN	431	580	262	EL SALVADOR	412	96	44
INDIA	15 908	9 524	4 311	COSTA RICA	519	158	74
BANGLADESH	249	252	113	PANAMA	2 447	816	380
SRI LANKA	332	182	86	CUBA	1 488	982	434
NEPAL	174	217	101	DOMINIC REP	459	175	82
BURMA	418	125	55	JAMAICA	921	336	154
THAILAND	279	447	208	NETH ANTILL	1 118	576	261
INDONESIA	1 263	1 241	586	COLOMBIA	82	235	109
MALAYSIA	296	176	81	VENEZUELA	259	421	195
SINGAPORE	206	394	177	ECUADOR	780	325	146
PHILIPPINES	627	785	369	PERU	347	271	127
CHINA	10 828	10 334	4 634	BRAZIL	1 505	1 327	615
SOUTH KOREA	1 456	2 752	1 230	CHILE	2 787	1 784	836
JAPAN	931	1 526	702	PARAGUAY	54	99	44
TAIWAN	65	124	56	URUGUAY	314	130	64
HONG KONG	2 145	1 413	638	ARGENTINA	1 155	761	354
AUSTRALIA	7 511	7 017	3 446	CYPRUS	534	162	75
NEW ZEALAND	283	295	142	LEBANON	122	122	56
				SYRIA	541	218	99
693 WIRE PRODUCTS NON ELECTR				IRAQ	31 995	15 599	6 798
IMPORTS	1 666 580	360 020	165 812	IRAN	8 517	2 994	1 394
FRANCE	222 672	45 095	20 763	ISRAEL	2 026	1 671	779
BELGIUM LUX	647 757	159 110	72 952	JORDAN	230	119	52
NETHERLANDS	323 396	37 603	17 525	SAUDI ARABIA	5 129	2 957	1 354
ITALY	265 783	43 258	20 056	KUWAIT	893	520	231
UNTD KINGDOM	9 340	6 442	2 944	QATAR	635	174	84
IRELAND	1 809	1 867	864	ARAB EMIRAT	1 545	673	311
DENMARK	1 430	864	406	OMAN	1 518	522	225
PORTUGAL	198	374	174	AFGHANISTAN	270	159	78
SPAIN	29 212	8 595	3 929	PAKISTAN	452	669	301
NORWAY	744	303	140	INDIA	103	412	189
SWEDEN	343	531	240	BANGLADESH	6 549	3 164	1 403
SWITZERLAND	3 619	4 403	2 045	SRI LANKA	109	236	109
AUSTRIA	58 994	17 837	8 241	BURMA	37	84	37
YUGOSLAVIA	9 053	1 479	686	THAILAND	8 641	7 050	3 398
POLAND	26 712	5 566	2 581	VIETNAM	178	84	42
CZECHOSLOVA	12 776	1 785	836	INDONESIA	959	1 090	490



## 6 IMPORTS AND EXPORTS (SPECIAL TRADE) BY GROUPS OF THE SITC-REV. II AND BY COUNTRIES OF PRODUCTION AND CONSUMPTION 1986

GROUP COUNTRY	DT * 100 KG	1 000 DM	1 000 \$	GROUP COUNTRY	DT * 100 KG	1 000 DM	1 000 \$
MALAYSIA	3 406	2 601	1 207	KENYA	95	295	128
SINGAPORE	1 369	1 024	473	UGANDA	176	155	70
PHILIPPINES	85	209	99	TANZANIA	423	242	112
CHINA	8 100	2 587	1 209	MAURITIUS	63	96	42
SOUTH KOREA	1 555	4 069	1 896	ZAMBIA	263	135	59
JAPAN	352	981	449	ZIMBABWE	112	133	59
TAIWAN	814	1 014	485	REP S AFRICA	6 985	7 480	3 465
HONG KONG	2 095	1 398	657	USA	119 638	106 285	49 185
AUSTRALIA	739	951	429	CANADA	4 994	4 753	2 231
NEW ZEALAND	247	200	91	MEXICO	898	1 612	734
NEW CALEDON	260	82	38	GUATEMALA	76	67	32
694 STL, COPPR NAILS, NUTS, ETC				HONDURAS	160	123	58
				EL SALVADOR	250	205	99
				COSTA RICA	636	544	251
				PANAMA	73	86	37
IMPORTS	2 029 801	897 066	414 509	CUBA	1 977	1 101	484
FRANCE	138 733	69 258	31 907	HAITI	266	199	94
BELGIUM LUX	118 959	30 545	14 123	DOMINIC REP	318	146	69
NETHERLANDS	162 811	58 065	26 878	MARTINIQUE	132	66	30
ITALY	634 954	258 577	119 398	JAMAICA	274	218	107
UNITD KINGDOM	47 670	49 044	22 757	TRINIDAD TOB	149	113	50
IRELAND	8 008	7 905	3 661	NETH ANTILL	409	200	92
DENMARK	45 156	16 088	7 459	COLOMBIA	193	356	159
GREECE	139	160	77	VENEZUELA	555	892	422
PORTUGAL	407	227	110	ECUADOR	1 056	609	273
SPAIN	69 565	24 703	11 371	PERU	622	705	330
NORWAY	264	476	217	BRAZIL	1 445	2 806	1 311
SWEDEN	37 858	24 163	11 164	CHILE	211	423	195
FINLAND	333	317	144	PARAGUAY	368	166	83
SWITZERLAND	83 543	120 672	55 865	URUGUAY	223	319	153
AUSTRIA	57 791	27 786	12 849	ARGENTINA	543	949	448
MALTA		108	52	CYPRUS	773	384	172
YUGOSLAVIA	62 493	9 521	4 381	LEBANON	1 028	603	269
TURKEY	573	147	69	SYRIA	2 146	1 140	498
SOVIET UNION	1 511	353	164	IRAQ	5 608	3 531	1 563
POLAND	101 324	12 819	5 943	IRAN	8 250	5 299	2 462
CZECHOSLOVA	45 211	4 606	2 126	ISRAEL	3 252	3 166	1 460
HUNGARY	34 209	4 055	1 876	JORDAN	1 587	1 095	501
ROMANIA	51 440	8 018	3 670	SAUDI ARABIA	10 153	7 773	3 541
BULGARIA	16 417	1 757	806	KUWAIT	1 452	1 336	609
ALGERIA	471	280	134	BAHRAIN	958	1 006	460
REP S AFRICA	23 077	2 625	1 230	QATAR	123	130	56
USA	16 196	58 233	26 763	ARAB EMIRAT	1 069	1 655	761
CANADA	204	516	233	OMAN	2 371	664	295
BRAZIL	4 062	1 737	791	NORTH YEMEN	562	174	77
LEBANON	348	365	162	PAKISTAN	748	856	402
ISRAEL	900	705	323	INDIA	766	2 364	1 092
INDIA	778	347	153	BANGLADESH	4 218	1 354	608
THAILAND	1 158	275	132	SRI LANKA	62	60	31
MALAYSIA	5 581	1 246	590	BURMA	84	90	40
SINGAPORE	24 017	12 105	5 501	THAILAND	170	711	331
CHINA	130 078	23 407	10 844	INDONESIA	1 683	1 448	678
SOUTH KOREA	14 863	5 217	2 453	MALAYSIA	786	1 190	533
JAPAN	40 504	39 050	18 099	SINGAPORE	5 828	4 703	2 176
TAIWAN	45 334	18 390	8 547	PHILIPPINES	87	167	75
HONG KONG	2 704	2 982	1 386	CHINA	266	562	251
AUSTRALIA	117	96	44	SOUTH KOREA	1 096	1 584	744
				JAPAN	1 774	3 036	1 400
EXPORTS	1 804 919	1 410 214	652 291	TAIWAN	642	639	292
FRANCE	219 595	175 157	80 871	HONG KONG	1 032	1 289	603
BELGIUM LUX	168 783	127 522	58 988	AUSTRALIA	7 625	6 846	3 174
NETHERLANDS	313 562	207 831	96 255	NEW ZEALAND	1 394	1 026	477
ITALY	64 439	59 839	27 690	FR POLYNESIA	95	132	60
UNITD KINGDOM	119 305	107 051	49 531	695 TOOLS			
IRELAND	14 001	9 732	4 508	IMPORTS	571 361	1 731 409	799 841
DENMARK	95 350	62 122	28 875	FRANCE	34 004	147 817	68 430
GREECE	7 266	6 282	2 878	BELGIUM LUX	18 214	83 191	38 573
PORTUGAL	4 329	4 050	1 864	NETHERLANDS	66 950	127 515	59 104
SPAIN	36 091	35 964	16 656	ITALY	49 331	195 423	89 730
CANARY IS	99	159	70	UNITD KINGDOM	19 073	79 296	36 730
CEUTA MEL	22	73	35	IRELAND	10 018	32 714	14 964
ICELAND	2 687	2 026	950	DENMARK	5 431	18 518	8 560
NORWAY	36 380	25 560	11 820	GREECE	68	1 093	505
SWEDEN	112 733	94 354	43 697	PORTUGAL	1 230	5 644	2 613
FINLAND	48 285	32 078	14 849	SPAIN	24 663	53 698	24 538
SWITZERLAND	143 743	120 688	55 902	NORWAY	1 824	4 273	2 011
AUSTRIA	147 809	104 867	48 573	SWEDEN	14 974	179 783	83 159
MALTA	953	1 167	534	FINLAND	1 852	4 224	1 942
YUGOSLAVIA	5 215	6 186	2 849	SWITZERLAND	25 893	230 838	106 870
TURKEY	1 581	2 484	1 140	AUSTRIA	27 217	117 951	54 485
SOVIET UNION	1 577	1 119	535	MALTA	86	1 248	577
POLAND	6 745	4 181	1 947	YUGOSLAVIA	14 226	27 679	12 763
CZECHOSLOVA	2 484	2 256	1 066	TURKEY	1 205	3 029	1 382
HUNGARY	9 071	6 858	3 210	SOVIET UNION	2 701	1 348	646
ROMANIA	194	236	109	POLAND	15 710	9 617	4 421
BULGARIA	2 338	1 974	904	CZECHOSLOVA	3 555	4 675	2 137
ALBANIA	66	99	49	HUNGARY	8 149	6 824	3 148
MOROCCO	374	346	152	ROMANIA	6 401	3 687	1 729
ALGERIA	4 142	5 156	2 317	BULGARIA	516	667	292
TUNISIA	263	426	194	ALGERIA	378	203	100
LIBYA	1 707	2 309	1 054	TUNISIA	617	1 002	455
EGYPT	8 389	5 679	2 597	REP S AFRICA	200	911	421
SUDAN	84	201	89	USA	14 431	111 558	51 338
GAMBIA	457	84	33	CANADA	2 959	11 258	5 223
LIBERIA	2 103	871	393	MEXICO	12	79	39
IVORY COAST	133	141	63	VENEZUELA	72	615	296
GHANA	2 525	1 351	598	BRAZIL	3 506	2 210	994
TOGO	667	168	74	ISRAEL	1 322	19 033	8 808
NIGERIA	2 710	1 450	652	PAKISTAN	123	394	184
CAMEROON	835	236	108	INDIA	14 693	14 693	6 832
ZAIRE	501	463	210	INDONESIA	33	203	93
ANGOLA	477	286	132				
ETHIOPIA	2 091	651	286				



## 6 IMPORTS AND EXPORTS (SPECIAL TRADE) BY GROUPS OF THE SITC-REV. 11 AND BY COUNTRIES OF PRODUCTION AND CONSUMPTION 1986

GROUP COUNTRY	DT = 100 KG	1 000 DM	1 000 \$	GROUP COUNTRY	DT = 100 KG	1 000 DM	1 000 \$
MALAYSIA	71	267	115	SURINAME	101	171	80
SINGAPORE	347	4 858	2 197	FRENCH GUIAN	36	90	40
CHINA	50 265	24 910	11 506	ECUADOR	2 857	5 192	2 373
SOUTH KOREA	4 714	4 130	1 903	PERU	2 285	5 084	2 401
JAPAN	24 271	130 684	60 332	BRAZIL	3 727	18 436	8 776
TAIWAN	89 279	52 479	24 497	CHILE	2 434	7 611	3 532
HONG KONG	10 299	9 502	4 430	BOLIVIA	286	746	337
AUSTRALIA	139	1 199	553	PARAGUAY	338	744	348
EXPORTS	950 889	3 366 692	1 557 484	URUGUAY	303	988	473
FRANCE	96 384	343 120	158 522	ARGENTINA	1 182	5 462	2 546
BELGIUM LUX	77 749	200 681	92 849	CYPRUS	865	1 849	851
NETHERLANDS	133 060	338 798	156 623	LEBANON	745	1 252	566
ITALY	60 702	243 179	112 503	SYRIA	4 484	4 984	2 268
UNTD KINGDOM	57 822	220 350	101 751	IRAQ	1 468	11 075	4 988
IRELAND	8 247	16 472	7 641	IRAN	10 221	78 309	35 677
DENMARK	33 078	105 214	48 659	ISRAEL	9 243	26 867	12 566
GREECE	7 598	19 962	9 248	JORDAN	1 871	3 965	1 830
PORTUGAL	7 891	24 774	11 536	SAUDI ARABIA	6 316	19 247	8 821
SPAIN	17 695	61 091	28 304	KUWAIT	1 236	3 957	1 799
CANARY IS	725	1 962	909	BAHRAIN	510	1 338	601
CEUTA MEL	82	204	91	QATAR	471	1 045	476
ICELAND	858	2 541	1 175	ARAB EMIRAT	3 037	8 551	3 908
NORWAY	16 025	60 919	28 219	OMAN	594	1 610	730
SWEDEN	31 406	124 236	57 657	NORTH YEMEN	134	468	220
FINLAND	12 491	49 675	22 990	SOUTH YEMEN	14	113	52
SWITZERLAND	65 297	272 239	126 461	AFGHANISTAN	19	119	53
AUSTRIA	64 177	211 145	97 724	PAKISTAN	1 774	11 297	5 261
ANDORRA	43	183	83	INDIA	1 955	12 468	5 745
MALTA	685	3 321	1 520	BANGLADESH	602	909	408
YUGOSLAVIA	5 243	36 443	16 989	SRI LANKA	879	1 408	641
TURKEY	4 477	19 218	8 812	NEPAL	8	272	124
SOVIET UNION	4 119	36 549	16 798	BURMA	211	779	361
POLAND	2 301	17 466	8 162	THAILAND	2 172	7 314	3 338
CZECHOSLOVA	2 707	25 101	11 782	INDONESIA	4 947	12 092	5 604
HUNGARY	7 717	35 170	16 365	MALAYSIA	1 005	4 943	2 248
ROMANIA	765	7 104	3 287	SINGAPORE	3 639	17 789	8 286
BULGARIA	2 153	12 574	5 823	PHILIPPINES	949	2 221	1 020
ALBANIA	44	182	87	MONGOLIA	24	161	71
MOROCCO	925	2 371	1 074	CHINA	875	9 261	4 196
ALGERIA	3 402	15 407	7 012	SOUTH KOREA	3 480	19 114	8 886
TUNISIA	552	2 149	993	JAPAN	6 597	45 755	21 149
LIBYA	2 087	6 317	2 874	TAIWAN	1 935	10 476	4 925
EGYPT	6 420	22 840	10 715	HONG KONG	2 334	14 060	6 531
SUDAN	605	1 612	720	AUSTRALIA	10 199	36 453	16 904
MAURITANIA	217	358	173	PAPUA NEW G	312	675	309
MALI	97	275	126	NEW ZEALAND	1 515	5 568	2 556
BURKINA FASO	60	121	58	NEW CALEDON	105	178	78
NIGER	73	173	81	FIJI	330	373	174
CAPE VERDE	164	268	115	FR POLYNESIA	253	642	292
SENEGAL	179	387	188	696 CUTLERY			
GAMBIA	119	169	75	IMPORTS	135 302	361 707	167 210
GUINEA	39	106	45	FRANCE	2 721	12 570	5 819
SIERRA LEONE	250	457	208	BELGIUM LUX	536	2 785	1 270
LIBERIA	427	1 052	481	NETHERLANDS	3 946	20 731	9 575
IVORY COAST	439	887	398	ITALY	13 154	43 361	20 045
GHANA	2 777	3 584	1 621	UNTD KINGDOM	8 295	30 073	13 813
TOGO	47	117	51	IRELAND	307	878	411
BENIN	124	453	220	DENMARK	162	1 171	560
NIGERIA	1 966	5 758	2 647	PORTUGAL	548	1 121	523
CAMEROON	432	972	442	SPAIN	1 978	9 385	4 297
CENT AFR REP	42	66	33	NORWAY	24	186	87
EQUAT GUINEA	70	110	50	SWEDEN	110	562	264
GABON	373	961	430	FINLAND	248	2 037	945
CONGO	170	278	130	SWITZERLAND	3 603	35 704	18 422
ZAIRE	1 275	2 381	1 106	AUSTRIA	402	2 015	942
RWANDA	493	644	284	CZECHOSLOVA	43	202	94
BURUNDI	82	199	92	HUNGARY	97	146	66
ANGOLA	867	3 088	1 369	USA	3 038	17 064	7 734
ETHIOPIA	1 388	2 038	960	BRAZIL	917	2 041	944
SOMALIA	397	1 164	521	ISRAEL	35	144	62
KENYA	1 483	2 990	1 368	PAKISTAN	379	1 374	637
UGANDA	189	438	203	THAILAND	65	245	112
TANZANIA	1 088	2 117	955	SINGAPORE	2 703	12 621	5 809
MOZAMBIQUE	41	220	102	CHINA	9 378	11 352	5 286
MADAGASCAR	96	395	181	SOUTH KOREA	35 099	44 764	20 865
REUNION	150	200	91	JAPAN	31 970	81 820	37 760
MAURITIUS	113	302	137	TAIWAN	10 056	15 291	7 111
ZAMBIA	355	2 601	1 196	HONG KONG	5 203	7 219	3 371
ZIMBABWE	313	1 078	504	NEW ZEALAND	145	514	238
MALAWI	116	308	134	EXPORTS	136 827	733 594	339 229
REP S AFRICA	10 568	30 886	14 294	FRANCE	24 574	109 222	50 265
USA	59 789	248 224	115 037	BELGIUM LUX	7 330	37 253	17 257
CANADA	10 687	41 608	19 223	NETHERLANDS	11 476	57 121	26 470
MEXICO	3 002	14 523	6 709	ITALY	15 199	61 213	28 052
GUATEMALA	554	1 054	483	UNTD KINGDOM	9 995	52 280	24 238
HONDURAS	346	694	326	IRELAND	843	4 251	1 922
EL SALVADOR	604	993	463	DENMARK	4 911	23 395	10 881
NICARAGUA	184	339	158	GREECE	1 075	4 972	2 292
COSTA RICA	1 038	2 184	1 002	PORTUGAL	1 238	6 865	3 144
PANAMA	636	1 662	773	SPAIN	2 503	12 129	5 614
CUBA	511	1 833	809	CANARY IS	47	370	169
HAITI	203	395	182	CEUTA MEL	322	859	396
DOMINIC REP	706	1 123	517	ICELAND	161	1 021	464
GUADELOUPE	89	161	72	NORWAY	1 912	11 310	5 254
MARTINIQUE	87	220	96	SWEDEN	2 740	14 244	6 599
JAMAICA	329	468	220	FINLAND	1 362	6 836	3 170
BARBADOS	81	118	58	SWITZERLAND	6 182	41 331	19 228
TRINIDAD TOB	417	1 076	484	AUSTRIA	7 170	35 710	16 580
NETH ANTILL	324	688	317	ANDORRA	98	965	443
COLOMBIA	3 640	7 652	3 500				
VENEZUELA	3 800	9 077	4 187				
GUYANA	49	124	56				



## 6 IMPORTS AND EXPORTS (SPECIAL TRADE) BY GROUPS OF THE SITC-REV. 11 AND BY COUNTRIES OF PRODUCTION AND CONSUMPTION 1986

GROUP COUNTRY	DT = 100 KG	1 000 DM	1 000 \$	GROUP COUNTRY	DT = 100 KG	1 000 DM	1 000 \$
GIBRALTAR	10	75	35	AUSTRIA	53 633	33 834	15 740
MALTA	135	857	409	YUGOSLAVIA	40 681	17 377	8 093
YUGOSLAVIA	420	4 142	1 985	TURKEY	5 558	4 646	2 186
TURKEY	499	1 898	896	POLAND	6 144	2 138	997
SOVIET UNION	4	141	63	CZECHOSLOVA	26 295	6 401	2 978
POLAND	229	1 807	844	HUNGARY	17 614	6 865	3 209
CZECHOSLOVA	585	3 849	1 813	ROMANIA	15 132	4 846	2 254
HUNGARY	260	1 773	823	ALBANIA	12	71	36
BULGARIA	26	344	162	EGYPT	145	246	113
MOROCCO	93	329	146	REP S AFRICA	308	307	139
ALGERIA	36	165	79	USA	2 992	5 550	2 552
LIBYA	487	2 040	882	CANADA	539	504	223
EGYPT	409	1 970	947	MEXICO	455	701	342
MALI	25	63	31	BRAZIL	80	323	148
LIBERIA	34	72	32	ISRAEL	300	301	134
IVORY COAST	403	849	384	AFGHANISTAN	104	138	66
GHANA	265	691	326	PAKISTAN	112	186	84
TOGO	137	223	96	INDIA	3 486	5 543	2 592
BENIN	275	535	249	NEPAL	39	207	97
NIGERIA	80	152	70	THAILAND	1 239	1 254	586
CAMEROON	258	506	225	SINGAPORE	1 605	1 926	874
ZAIRE	141	411	195	CHINA	13 142	4 299	1 946
ANGOLA	72	336	153	SOUTH KOREA	31 052	34 307	16 219
ETHIOPIA	12	149	70	JAPAN	9 909	13 850	6 544
KENYA	59	245	106	TAIWAN	89 051	33 121	15 248
REP S AFRICA	1 516	7 760	3 632	HONG KONG	16 278	16 403	7 616
USA	11 059	98 291	45 395	EXPORTS	1 161 181	1 420 018	658 361
CANADA	1 773	15 217	7 026	FRANCE	175 930	153 247	70 895
MEXICO	204	1 961	882	BELGIUM LUX	88 249	94 652	43 765
BERMUDA	11	139	63	NETHERLANDS	187 531	226 039	105 099
GUATEMALA	24	110	54	ITALY	117 185	221 616	102 441
HONDURAS	38	156	70	UNITD KINGDOM	98 932	112 179	51 806
EL SALVADOR	62	180	82	IRELAND	3 468	3 360	1 547
COSTA RICA	60	215	101	DENMARK	23 719	26 774	12 369
PANAMA	78	277	126	GREECE	8 833	16 007	7 412
CUBA	42	357	161	PORTUGAL	9 366	15 792	7 385
HAITI	50	120	54	SPAIN	29 096	42 341	19 670
BAHAMAS	9	105	46	CANARY IS	808	1 550	730
DOMINIC REP	17	87	41	ICELAND	1 207	1 521	717
AM VIRGIN IS	16	107	48	FAROE IS	110	292	143
GUADELOUPE	19	101	42	NORWAY	11 038	13 807	6 422
JAMAICA	121	345	164	SWEDEN	9 365	11 321	5 300
BARBADOS	26	118	53	FINLAND	5 297	7 342	3 414
TRINIDAD TOB	65	200	91	SWITZERLAND	96 031	96 588	45 917
NETH ANTILL	32	254	117	AUSTRIA	157 969	165 118	76 865
COLOMBIA	77	470	212	ANDORRA	142	307	141
VENEZUELA	1 234	5 083	2 302	MALTA	1 055	1 078	486
ECUADOR	170	767	353	YUGOSLAVIA	4 862	9 525	4 467
PERU	135	596	284	TURKEY	2 613	5 065	2 334
BRAZIL	11	402	187	SOVIET UNION	225	345	158
CHILE	187	1 052	493	POLAND	354	420	193
PARAGUAY	25	258	120	CZECHOSLOVA	1 090	1 442	686
URUGUAY	42	250	116	HUNGARY	913	1 743	814
ARGENTINA	299	2 720	1 284	ROMANIA	95	119	57
CYPRUS	534	1 841	861	BULGARIA	697	1 204	574
LEBANON	492	1 880	866	MOROCCO	728	808	365
SYRIA	187	645	297	ALGERIA	6 234	6 794	3 123
IRAQ	53	443	199	TUNISIA	789	538	248
IRAN	1 741	4 974	2 206	LIBYA	365	687	393
ISRAEL	1 146	5 767	2 672	EGYPT	3 171	4 906	2 221
JORDAN	366	1 061	464	SUDAN	471	138	64
SAUDI ARABIA	2 412	12 388	5 718	SENEGAL	335	92	41
KUWAIT	527	3 235	1 505	LIBERIA	148	97	42
BAHRAIN	152	1 120	518	IVORY COAST	183	150	69
QATAR	78	465	223	GHANA	150	207	95
ARAB EMIRAT	1 177	5 665	2 597	TOGO	134	129	56
OMAN	126	855	379	NIGERIA	1 468	1 432	667
PAKISTAN	342	1 211	559	CAMEROON	759	520	242
SRI LANKA	28	100	49	CENT AFR REP	165	94	46
NEPAL	36	146	62	CONGO	181	131	62
THAILAND	127	913	421	ZAIRE	152	236	109
INDONESIA	105	754	339	RWANDA	377	175	77
MALAYSIA	47	346	153	ANGOLA	370	994	493
BRUNEI	3	516	254	ETHIOPIA	419	582	265
SINGAPORE	201	2 269	1 031	KENYA	351	504	230
PHILIPPINES	32	343	152	TANZANIA	129	194	89
SOUTH KOREA	50	297	141	REUNION	483	165	80
JAPAN	2 272	24 677	11 769	ZAMBIA	207	427	184
TAIWAN	127	1 003	471	ZIMBABWE	47	128	59
HONG KONG	472	4 710	2 150	REP S AFRICA	2 420	3 488	1 610
AUSTRALIA	1 899	10 173	4 683	BOTSWANA	183	503	249
PAPUA NEW G	71	205	93	USA	28 462	44 606	20 803
NEW ZEALAND	292	1 867	857	CANADA	4 960	6 150	2 863
FIJI	10	70	33	MEXICO	101	181	84
697 BASE MTL HOUSEHOLD EQUIP				GUATEMALA	112	138	62
IMPORTS	898 937	774 294	360 137	HONDURAS	63	101	49
FRANCE	80 979	77 660	36 205	EL SALVADOR	181	219	95
BELGIUM LUX	33 818	37 146	17 300	COSTA RICA	131	199	91
NETHERLANDS	76 866	72 012	33 313	JAMAICA	242	352	170
ITALY	241 052	248 356	115 291	BARBADOS	77	81	35
UNITD KINGDOM	8 419	13 513	6 316	TRINIDAD TOB	146	174	82
IRELAND	506	1 685	779	GRENADA	56	85	39
DENMARK	33 013	30 770	14 482	NETH ANTILL	260	352	170
GREECE	1 351	2 029	942	COLOMBIA	94	161	72
PORTUGAL	5 304	8 940	4 142	VENEZUELA	20	71	34
SPAIN	8 766	13 923	6 497	SURINAME	315	314	141
ICELAND	174	335	166	ECUADOR	116	285	137
NORWAY	7 648	4 641	2 161	PERU	38	83	40
SWEDEN	33 941	23 781	11 006	CHILE	632	923	416
FINLAND	2 125	1 813	838	PARAGUAY	68	137	65
SWITZERLAND	28 710	41 873	19 492	CYPRUS	2 133	2 141	979
				LEBANON	611	871	385



## 6 IMPORTS AND EXPORTS (SPECIAL TRADE) BY GROUPS OF THE SITC-REV. 11 AND BY COUNTRIES OF PRODUCTION AND CONSUMPTION 1986

GROUP COUNTRY	DT * 100 KG	1 000 DM	1 000 \$	GROUP COUNTRY	DT * 100 KG	1 000 DM	1 000 \$
SYRIA	2 365	580	270	YUGOSLAVIA	37 643	46 958	21 885
IRAQ	1 379	3 723	1 671	TURKEY	17 134	21 410	9 704
IRAN	2 101	1 103	478	SOVIET UNION	51 076	25 006	11 304
ISRAEL	4 602	7 122	3 304	POLAND	11 240	13 879	6 391
JORDAN	1 081	1 166	528	CZECHOSLOVA	27 238	26 443	12 335
SAUDI ARABIA	4 241	10 540	4 748	HUNGARY	25 166	29 902	13 831
KUWAIT	1 339	2 958	1 360	ROMANIA	10 780	18 267	8 641
BAHRAIN	148	494	233	BULGARIA	10 990	12 486	5 889
QATAR	234	589	266	ALBANIA	75	125	57
ARAB EMIRAT	4 069	5 196	2 378	MOROCCO	4 415	4 140	1 900
OMAN	505	785	356	ALGERIA	16 525	12 387	5 625
NORTH YEMEN	419	221	102	TUNISIA	3 201	4 288	1 957
AFGHANISTAN	752	439	216	LIBYA	7 213	6 881	3 156
NEPAL	52	100	45	EGYPT	11 695	10 380	4 793
THAILAND	281	509	234	SUDAN	1 889	1 406	632
INDONESIA	471	1 023	473	MALI	1 197	558	242
MALAYSIA	668	2 306	1 047	NIGER	443	190	88
SINGAPORE	5 306	10 034	4 617	SENEGAL	2 487	1 168	550
PHILIPPINES	122	189	86	GAMBIA	191	125	58
				GUINEA	288	193	82
SOUTH KOREA	3 360	6 178	2 871	SIERRA LEONE	328	156	70
JAPAN	6 724	10 817	5 067	LIBERIA	1 057	1 148	529
TAIWAN	969	1 075	488	IVORY COAST	5 279	2 006	932
HONG KONG	15 212	23 686	11 065	GHANA	1 647	1 557	717
MACAO	28	64	32	TOGO	253	327	147
AUSTRALIA	6 820	10 941	5 036	BENIN	343	389	186
NEW ZEALAND	863	830	394	NIGERIA	24 288	11 882	5 473
FIJI	142	201	88	CAMEROON	11 593	5 753	2 633
FR POLYNESIA	86	146	65	GABON	339	467	210
				CONGO	84	149	69
699 OTHER METAL MANUFACTURES				ZAIRE	1 544	1 646	736
IMPORTS	3 187 527	2 556 715	1 182 131	RWANDA	191	240	112
FRANCE	356 499	318 700	147 416	BURUNDI	136	81	37
BELGIUM LUX	200 521	139 234	64 252	ANGOLA	964	1 542	700
NETHERLANDS	304 981	234 318	106 395	ETHIOPIA	800	1 017	478
ITALY	510 241	385 141	178 303	SOMALIA	142	110	52
UNITD KINGDOM	171 056	187 010	86 685	KENYA	4 324	2 500	1 131
IRELAND	47 695	46 451	21 616	UGANDA	94	192	87
DENMARK	107 574	59 361	27 542	TANZANIA	577	612	287
GREECE	3 739	2 229	1 031	MOZAMBIQUE	332	227	109
PORTUGAL	21 370	9 481	4 359	MADAGASCAR	2 560	961	432
SPAIN	73 988	41 886	19 237	REUNION	322	221	104
NORWAY	13 925	9 250	4 257	MAURITIUS	488	1 148	530
SWEDEN	88 834	109 878	50 595	ZAMBIA	226	521	247
FINLAND	5 158	6 826	3 082	ZIMBABWE	676	942	442
SWITZERLAND	165 383	233 847	108 253	MALAWI	421	347	160
AUSTRIA	348 734	326 287	150 879	REP S AFRICA	32 541	49 882	23 324
MALTA	1 746	2 436	1 121	USA	339 533	396 196	183 694
YUGOSLAVIA	77 434	31 904	14 685	CANADA	44 570	51 090	23 591
TURKEY	11 280	8 607	4 015	MEXICO	4 761	8 902	4 057
SOVIET UNION	1 056	685	321	GUATEMALA	356	522	237
POLAND	141 809	21 243	9 934	HONDURAS	121	270	128
CZECHOSLOVA	39 282	6 249	2 899	EL SALVADOR	226	449	211
HUNGARY	93 083	24 674	11 503	COSTA RICA	1 150	1 229	572
ROMANIA	172 712	21 786	10 206	PANAMA	1 100	727	341
BULGARIA	825	122	59	CUBA	1 096	1 993	869
TUNISIA	60	186	90	HAITI	675	536	252
MAURITIUS	22	732	342	DOMINIC REP	533	710	321
REP S AFRICA	2 657	1 073	507	GUADELOUPE	118	124	57
USA	34 905	162 265	74 575	MARTINIQUE	130	126	59
CANADA	2 808	6 187	2 839	JAMAICA	135	245	117
MEXICO	4 569	1 564	704	BARBADOS	2 104	1 091	501
BRAZIL	2 960	2 494	1 123	TRINIDAD TOB	893	941	426
CHILE	170	168	76	NETH ANTILL	379	779	348
ISRAEL	5 628	5 006	2 318	COLOMBIA	3 023	3 027	1 414
PAKISTAN	50	91	42	VENEZUELA	16 538	13 874	6 448
INDIA	4 433	2 180	1 016	SURINAME	276	444	208
SRI LANKA	30	411	184	FRENCH GUIAN	32	71	32
THAILAND	606	2 399	1 109	ECUADOR	1 058	1 627	758
INDONESIA	18	218	102	PERU	1 925	2 415	1 120
MALAYSIA	410	783	363	BRAZIL	5 883	14 495	6 783
SINGAPORE	7 484	10 808	4 967	CHILE	6 502	7 246	3 344
CHINA	69 749	19 755	9 109	BOLIVIA	349	429	202
SOUTH KOREA	2 474	3 555	1 647	PARAGUAY	200	296	136
JAPAN	47 768	70 380	32 448	URUGUAY	1 426	827	391
TAIWAN	26 563	23 751	11 007	ARGENTINA	5 665	9 915	4 676
HONG KONG	12 819	14 324	6 565	CYPRUS	1 930	3 013	1 390
AUSTRALIA	126	405	187	LEBANON	3 230	2 477	1 139
EXPORTS	5 531 084	5 929 374	2 743 372	SYRIA	8 168	5 519	2 455
FRANCE	731 222	720 465	332 414	IRAQ	9 283	9 262	4 203
BELGIUM LUX	590 356	558 694	258 283	IRAN	82 352	56 682	26 493
NETHERLANDS	751 871	671 216	310 676	ISRAEL	40 125	39 390	18 270
ITALY	300 039	380 846	176 179	JORDAN	3 933	4 297	1 989
UNITD KINGDOM	460 487	556 841	257 403	SAUDI ARABIA	43 255	45 215	20 904
IRELAND	31 778	32 152	14 924	KUWAIT	8 247	7 817	3 593
DENMARK	170 324	168 071	77 854	BAHRAIN	1 527	2 430	1 130
GREECE	29 415	28 652	13 315	QATAR	1 012	1 402	642
PORTUGAL	24 810	23 609	10 951	ARAB EMIRAT	12 168	8 621	4 007
SPAIN	95 252	119 926	55 469	OMAN	4 271	4 896	2 221
CANARY IS	1 973	2 609	1 218	NORTH YEMEN	1 289	717	338
CEUTA MEL	255	438	206	SOUTH YEMEN	195	105	52
ICELAND	3 713	4 213	1 954	AFGHANISTAN	401	365	159
FAROE IS	119	271	129	PAKISTAN	7 962	8 173	3 831
NORWAY	74 338	87 355	40 246	INDIA	15 746	22 378	10 239
SWEDEN	251 877	326 660	151 377	BANGLADESH	782	851	383
FINLAND	71 844	82 401	38 123	MALDIVES	28	101	49
SWITZERLAND	363 849	445 499	206 414	SRI LANKA	937	777	354
AUSTRIA	414 776	425 684	197 164	NEPAL	603	757	344
ANDORRA	58	73	33	BURMA	6 684	1 618	716
MALTA	2 319	5 072	2 338	THAILAND	4 150	6 134	2 865
				INDONESIA	6 739	10 008	4 643
				MALAYSIA	4 864	6 983	3 230
				SINGAPORE	19 842	29 159	13 500
				PHILIPPINES	885	1 511	688



## 6 IMPORTS AND EXPORTS (SPECIAL TRADE) BY GROUPS OF THE SITC-REV. II AND BY COUNTRIES OF PRODUCTION AND CONSUMPTION 1986

GROUP COUNTRY	DT = 100 KG	1 000 DM	1 000 \$	GROUP COUNTRY	DT = 100 KG	1 000 DM	1 000 \$
CHINA	3 767	5 123	2 362	SOVIET UNION	11 313	107 005	49 167
NORTH KOREA	372	627	279	CZECHOSLOVA	100	1 252	619
SOUTH KOREA	11 034	19 010	8 835	BULGARIA	85	338	157
JAPAN	29 410	61 359	28 407	ALBANIA	206	639	281
TAIWAN	2 531	5 133	2 377	ALGERIA	64	1 273	632
HONG KONG	11 417	17 712	8 315	TUNISIA	141	623	279
AUSTRALIA	33 971	50 158	23 180	LIBYA	30 522	72 890	34 804
PAPUA NEW G	129	181	76	EGYPT	7 210	22 025	9 869
NEW ZEALAND	2 648	4 090	1 894	SUDAN	964	1 866	892
NEW CALEDON	88	147	66	MALI	21	107	48
FIJI	74	187	89	TOGO	218	468	212
FR POLYNESIA	568	719	332	NIGERIA	1 484	8 482	3 995
				CAMEROON	76	7 651	3 403
700 INDUSTRIAL PLANT, CHAP 84				EQUAT GUINEA	62	100	50
EXPORTS	1 050 686	2 813 310	1 300 502	CONGO	235	484	225
FRANCE	627	2 433	1 128	ZAIRE	6	100	42
BELGIUM LUX	11 150	21 418	9 263	KENYA	111	139	60
NETHERLANDS	68 176	119 950	56 287	UGANDA	28	124	61
ITALY	3 548	8 559	3 708	MOZAMBIQUE	1 437	2 004	1 006
UNTD KINGDOM	7 064	7 083	3 256	REP S AFRICA	1 800	30 768	14 249
IRELAND	190	151	73	BOTSWANA	127	92	41
DENMARK	1 363	2 863	1 426	USA	692	26 205	12 920
GREECE	7 757	11 734	5 450	CANADA	434	4 738	2 303
SPAIN	5 983	21 876	10 142	MEXICO	40	912	394
NORWAY	4 541	7 637	3 829	HAITI	109	186	80
AUSTRIA	3 217	5 534	2 533	COLOMBIA	8 930	62 252	27 367
YUGOSLAVIA	6 502	6 094	2 813	VENEZUELA	2 761	7 069	2 925
TURKEY	16 785	75 349	35 777	PERU	33	131	57
SOVIET UNION	101 462	411 285	190 595	BRAZIL	1 462	9 109	4 017
POLAND	647	3 911	1 929	ARGENTINA	365	6 746	2 825
CZECHOSLOVA	9 675	35 992	17 698	SYRIA	1 086	2 986	1 267
BULGARIA	61 376	78 116	37 507	IRAQ	10 483	17 546	7 810
ALBANIA	209	1 100	541	IRAN	10 129	43 514	21 574
ALGERIA	587	3 520	1 689	JORDAN	34	1 268	520
TUNISIA	11 855	10 328	4 586	SAUDI ARABIA	18 268	50 499	22 593
LIBYA	7 281	9 568	4 255	KUWAIT	5 722	20 979	9 853
EGYPT	72 558	94 494	43 890	ARAB EMIRAT	18 441	39 143	18 867
SUDAN	217	484	206	OMAN	192	314	141
MALI	2 773	6 535	3 040	PAKISTAN	1 823	15 092	6 623
SENEGAL	57	99	44	INDIA	815	16 531	7 707
GUINEA	369	183	92	BANGLADESH	26	110	55
GHANA	216	196	92	SRI LANKA	570	4 704	1 992
TOGO	1 703	1 832	844	NEPAL	44	200	90
NIGERIA	3 352	20 525	9 824	BURMA	750	2 765	1 332
CAMEROON	1 923	5 654	2 457	THAILAND	601	2 274	1 035
CONGO	1 090	3 526	1 638	INDONESIA	45 173	155 513	71 875
KENYA	1 786	1 102	472	MALAYSIA	565	18 584	8 727
UGANDA	67	230	113	SINGAPORE	5 926	16 739	7 173
TANZANIA	3 244	4 710	2 146	PHILIPPINES	2	63	31
REP S AFRICA	6 250	25 887	12 760	CHINA	49 039	138 003	64 386
USA	60 761	151 033	69 930	SOUTH KOREA	1 424	15 396	7 053
CANADA	11 416	27 065	12 938	JAPAN	4	68	33
MEXICO	23 094	69 198	31 560	TAIWAN	1 256	4 436	2 086
JAMAICA	958	3 692	1 661	AUSTRALIA	553	14 114	6 495
VENEZUELA	23 492	34 076	14 481	SOLOMON IS	424	5 490	2 682
PERU	1 720	5 357	2 433				
BRAZIL	9 512	120 512	53 222	704 INDUSTRIAL PLANT, CHAP 86			
ARGENTINA	17 013	121 080	52 951	EXPORTS	591	1 206	540
SYRIA	3 036	1 706	731	SOVIET UNION	591	1 206	540
IRAQ	8 168	44 492	20 880				
IRAN	29 688	96 632	46 287	711 STEAM BOILERS & AUX PLNT			
JORDAN	260	248	110	IMPORTS	40 157	34 442	16 088
SAUDI ARABIA	55 463	185 089	86 553	FRANCE	3 587	1 527	724
KUWAIT	1 078	5 559	2 480	BELGIUM LUX	1 343	2 152	992
ARAB EMIRAT	6 193	9 048	3 810	NETHERLANDS	3 355	2 436	1 185
OMAN	740	2 127	963	ITALY	528	675	308
PAKISTAN	5 048	16 377	7 389	UNTD KINGDOM	354	478	213
INDIA	38 667	173 193	77 572	DENMARK	9 414	6 583	3 088
BANGLADESH	5 436	7 239	3 465	SPAIN	5 936	6 682	3 302
SRI LANKA	452	685	314	NORWAY	39	115	52
NEPAL	182	1 658	742	SWEDEN	374	950	435
BHUTAN	6 835	15 838	7 683	FINLAND	2 978	3 102	1 498
BURMA	442	1 847	820	SWITZERLAND	1 667	4 752	1 988
THAILAND	1 956	16 337	7 085	AUSTRIA	3 784	1 575	740
INDONESIA	9 679	68 706	32 358	YUGOSLAVIA	2 336	775	354
MALAYSIA	3 393	10 070	4 532	POLAND	2 869	912	417
SINGAPORE	536	4 194	1 824	CZECHOSLOVA	1 176	578	266
PHILIPPINES	186	4 138	2 030	USA	80	930	420
CHINA	249 463	453 629	210 264				
NORTH KOREA	11 363	12 188	6 070	EXPORTS	304 523	465 115	217 824
SOUTH KOREA	12 220	66 966	30 779	FRANCE	6 703	8 052	3 727
JAPAN	49	370	180	BELGIUM LUX	11 015	13 790	6 333
TAIWAN	18 208	51 625	24 114	NETHERLANDS	22 295	16 061	7 327
AUSTRALIA	7 989	20 982	10 006	ITALY	3 120	6 146	2 931
NEW ZEALAND	44	138	70	UNTD KINGDOM	1 317	4 399	2 023
				IRELAND	459	1 130	531
703 INDUSTRIAL PLANT, CHAP 85				DENMARK	11 981	7 221	3 314
EXPORTS	252 327	1 028 959	476 238	GREECE	4 580	3 013	1 394
BELGIUM LUX	510	803	376	PORTUGAL	251	1 303	592
NETHERLANDS	303	1 180	591	SPAIN	8 210	18 527	8 522
ITALY	65	1 158	499	ICELAND	264	365	165
UNTD KINGDOM	95	3 367	1 440	NORWAY	853	1 425	658
GREECE	784	2 010	974	SWEDEN	2 734	3 747	1 691
SPAIN	369	16 446	7 601	FINLAND	2 481	2 891	1 354
NORWAY	1 285	7 114	3 516	SWITZERLAND	6 449	7 788	3 629
FINLAND	134	3 367	1 669	AUSTRIA	10 208	13 230	6 134
SWITZERLAND	31	108	49	YUGOSLAVIA	1 207	3 314	1 582
AUSTRIA	99	782	375	TURKEY	58 023	92 951	44 613
YUGOSLAVIA	20	186	91	SOVIET UNION	2 076	3 709	1 821
TURKEY	4 192	30 190	14 024				



6 IMPORTS AND EXPORTS (SPECIAL TRADE) BY GROUPS OF THE SITC-REV. 11 AND BY COUNTRIES OF PRODUCTION AND CONSUMPTION 1986

GROUP COUNTRY	DT = 100 KG	1 000 DM	1 000 \$	GROUP COUNTRY	DT = 100 KG	1 000 DM	1 000 \$
POLAND	598	1 404	645	IRELAND	47	133	58
CZECHOSLOVA	3 157	7 166	3 401	DENMARK	421	3 198	1 489
HUNGARY	839	1 300	621	GREECE	627	3 685	1 750
BULGARIA	20	119	51	PORTUGAL	16	546	263
MOROCCO	47	411	185	SPAIN	1 218	10 665	4 998
ALGERIA	1 840	2 550	1 122	NORWAY	810	949	432
TUNISIA	204	215	102	SWEDEN	1 958	4 375	2 017
LIBYA	1 463	7 554	3 438	FINLAND	1 250	16 469	7 796
EGYPT	6 361	7 421	3 460	SWITZERLAND	5 273	15 605	7 086
SUDAN	178	202	100	AUSTRIA	3 602	15 095	7 114
GHANA	309	529	245	YUGOSLAVIA	126	3 463	1 580
NIGERIA	1 803	5 472	2 503	TURKEY	156	2 806	1 333
ZAIRE	34	77	37	SOVIET UNION	45	711	296
ETHIOPIA	73	81	38	POLAND	22	635	284
TANZANIA	308	442	190	HUNGARY	55	2 464	1 143
MAURITIUS	115	188	89	ROMANIA	4	224	100
ZAMBIA	41	233	105	BULGARIA	806	3 576	1 572
REP S AFRICA	9 288	35 114	16 621	MOROCCO	240	3 036	1 424
USA	7 785	13 428	6 402	ALGERIA	451	3 806	1 751
CANADA	1 834	2 985	1 474	TUNISIA	18	232	108
GREENLAND	88	103	48	LIBYA	150	7 181	3 338
MEXICO	789	4 837	2 164	EGYPT	3 191	34 913	15 261
PANAMA	42	120	59	LIBERIA	125	77	34
NETH ANTILL	367	446	222	IVORY COAST	4	123	53
VENEZUELA	130	668	327	NIGERIA	113	10 505	4 773
ECUADOR	157	216	105	CENT AFR REP	2	70	34
PERU	2	74	34	ZAIRE	11	151	69
CHILE	1 235	997	482	MAURITIUS	22	112	49
ARGENTINA	364	6 857	3 349	REP S AFRICA	23 337	163 521	76 116
CYPRUS	96	134	63	SWAZILAND	2	90	43
LEBANON	272	238	112	USA	4 095	40 398	18 704
SYRIA	3 200	4 141	1 988	CANADA	4	250	111
IRAQ	3 107	4 530	2 132	MEXICO	607	13 390	6 235
IRAN	712	2 614	1 145	PANAMA	4	118	56
ISRAEL	595	1 176	542	TRINIDAD TOB	255	1 093	527
SAUDI ARABIA	7 674	7 570	3 494	NETH ANTILL	275	1 923	915
KUWAIT	862	1 908	900	COLOMBIA	114	1 252	619
ARAB EMIRAT	4 090	5 017	2 252	VENEZUELA	4	180	86
OMAN	147	941	439	PERU	29	203	97
NORTH YEMEN	43	103	47	BRAZIL	42	2 342	1 051
AFGHANISTAN	37	106	51	CHILE	110	1 466	701
PAKISTAN	2 756	3 010	1 395	BOLIVIA	23	165	81
INDIA	13 284	27 130	12 726	ARGENTINA	80	4 634	2 226
BANGLADESH	597	678	314	CYPRUS	7	128	64
SRI LANKA	70	202	91	LEBANON	5	194	86
NEPAL	71	158	70	IRAQ	810	5 413	2 424
BHUTAN	1 594	1 010	413	IRAN	475	6 012	3 510
BURMA	284	684	281	ISRAEL	786	2 685	1 296
THAILAND	4 093	3 809	1 692	JORDAN	4	137	62
INDONESIA	10 555	9 778	4 464	SAUDI ARABIA	86	2 152	1 027
MALAYSIA	1 032	1 271	569	KUWAIT	25	1 408	626
SINGAPORE	379	846	399	BAHRAIN		64	30
PHILIPPINES	887	953	435	QATAR	4	107	53
CHINA	40 440	56 808	26 488	ARAB EMIRAT	37	1 539	732
SOUTH KOREA	2 996	6 346	2 951	OMAN	111	2 037	878
JAPAN	60	329	157	PAKISTAN	1 060	7 417	3 455
TAIWAN	190	1 126	550	INDIA	6 331	55 377	25 775
HONG KONG	6 300	8 346	3 886	BANGLADESH	41	269	126
MACAO	138	151	70	SRI LANKA	11	341	160
AUSTRALIA	1 697	2 348	1 130	BURMA	30	329	146
PAPUA NEW G	14	66	30	THAILAND	108	273	133
NEW ZEALAND	241	571	254	INDONESIA	828	6 432	3 072
				MALAYSIA	1 020	4 291	1 988
				SINGAPORE	283	1 407	645
				PHILIPPINES	703	6 681	3 205
				CHINA	106	774	345
				SOUTH KOREA	2 099	8 783	3 967
				JAPAN	76	526	251
				TAIWAN	1 762	5 214	2 586
				HONG KONG	33	132	62
				AUSTRALIA	248	2 638	1 154
				NEW ZEALAND	1	163	75
712 STEAM ENGINES, TURBINES				713 INTRNL COMBUS PISTN ENGN			
IMPORTS	30 157	86 519	39 945	IMPORTS	2 080 421	3 655 262	1 687 044
FRANCE	3 571	10 815	4 911	FRANCE	255 198	495 378	227 706
BELGIUM LUX	9 018	1 971	898	BELGIUM LUX	18 593	35 041	16 185
NETHERLANDS	4 715	19 314	8 837	NETHERLANDS	50 642	72 261	33 242
ITALY	1 124	2 010	931	ITALY	105 427	215 921	99 330
UNITED KINGDOM	1 562	7 169	3 304	UNITED KINGDOM	443 740	676 468	311 446
DENMARK	51	766	359	IRELAND	1 304	9 580	4 424
PORTUGAL	60	487	204	DENMARK	11 206	17 081	7 675
SPAIN	88	942	437	GREECE	270	819	366
NORWAY	55	293	146	PORTUGAL	386	741	335
SWEDEN	35	128	56	SPAIN	212 530	239 233	110 780
FINLAND	874	9 245	4 302	NORWAY	3 080	5 800	2 703
SWITZERLAND	3 233	9 749	4 610	SWEDEN	12 976	24 324	11 116
AUSTRIA	3 644	14 084	6 595	FINLAND	9 274	18 145	8 141
YUGOSLAVIA	38	599	273	SWITZERLAND	25 461	47 741	21 721
TURKEY	23	185	83	AUSTRIA	495 961	1 119 740	519 643
POLAND	19	100	45	YUGOSLAVIA	71 263	49 088	22 687
CZECHOSLOVA	944	1 022	448	TURKEY	880	5 861	2 717
HUNGARY	6	338	151	SOVIET UNION	1 477	1 609	726
ROMANIA	19	214	100	POLAND	2 710	1 457	672
MOROCCO	32	675	339	CZECHOSLOVA	684	1 028	467
ALGERIA	23	211	90	HUNGARY	3 050	3 241	1 452
LIBYA	26	231	105	ROMANIA	13	101	50
EGYPT	93	601	246	ETHIOPIA	6	101	49
USA	537	3 255	1 514	REP S AFRICA	3 196	5 091	2 323
SAUDI ARABIA	3	98	43	USA	68 014	159 515	72 982
QATAR	13	670	296	CANADA	446	672	307
INDONESIA	18	620	272	MEXICO	115 693	143 047	66 173
SINGAPORE	20	161	79				
JAPAN	297	428	205				
EXPORTS	86 601	640 852	296 164				
FRANCE	5 628	31 770	14 304				
BELGIUM LUX	1 980	13 808	6 632				
NETHERLANDS	6 831	69 903	32 098				
ITALY	939	4 751	2 198				
UNITED KINGDOM	4 341	19 188	8 911				



## 6 IMPORTS AND EXPORTS (SPECIAL TRADE) BY GROUPS OF THE SITC-REV. 11 AND BY COUNTRIES OF PRODUCTION AND CONSUMPTION 1986

GROUP COUNTRY	DT = 100 KG	1 000 DM	1 000 \$	GROUP COUNTRY	DT = 100 KG	1 000 DM	1 000 \$
BRAZIL	39 279	83 621	38 071	TRINIDAD TOB	18	165	75
URUGUAY	41	105	45	NETH ANTILL	334	1 866	819
ARGENTINA	483	1 073	493	COLOMBIA	3 322	11 840	5 491
IRAQ	87	151	75	VENEZUELA	6 209	16 549	7 918
SAUDI ARABIA	206	1 041	502	GUYANA	29	110	53
INDIA	721	3 776	1 750	ECUADOR	1 624	4 969	2 244
SINGAPORE	307	2 549	1 165	PERU	1 588	7 942	3 711
CHINA	187	241	108	BRAZIL	7 093	29 466	13 992
SOUTH KOREA	279	273	120	CHILE	11 642	17 816	8 362
JAPAN	80 615	153 527	70 881	BOLIVIA	239	1 033	465
TAIWAN	111	150	69	PARAGUAY	299	851	412
HONG KONG	39	116	51	URUGUAY	1 262	2 284	1 079
AUSTRALIA	43 312	58 878	27 980	ARGENTINA	4 724	21 180	10 159
EXPORTS	4 755 809	7 592 691	3 526 927	CYPRUS	1 631	2 521	1 173
FRANCE	437 528	642 726	296 513	LEBANON	3 368	3 365	1 550
BELGIUM LUX	401 452	598 305	277 138	SYRIA	6 642	10 741	4 851
NETHERLANDS	180 494	248 316	115 733	IRAQ	5 386	18 400	8 432
ITALY	93 379	360 212	167 928	IRAN	35 646	104 678	47 362
UNITED KINGDOM	1 065 212	753 369	348 722	ISRAEL	3 164	8 590	4 026
IRELAND	1 106	3 058	1 399	JORDAN	3 296	7 234	3 306
DENMARK	44 312	92 235	42 557	SAUDI ARABIA	7 787	42 537	19 698
GREECE	58 261	37 590	17 489	KUWAIT	626	3 765	1 748
PORTUGAL	8 672	33 098	15 577	BAHRAIN	45	544	243
SPAIN	379 956	607 870	283 035	QATAR	135	1 048	489
CANARY IS	965	4 603	2 116	ARAB EMIRAT	1 756	15 804	7 282
CEUTA MEL	550	1 191	564	OMAN	1 156	7 906	3 535
ICELAND	477	2 899	1 361	NORTH YEMEN	3 289	2 672	1 204
FAROE IS	103	684	285	SOUTH YEMEN	127	1 534	705
NORWAY	13 243	53 732	25 170	AFGHANISTAN	1 037	186	83
SWEDEN	163 366	332 937	153 964	PAKISTAN	906	4 468	1 973
FINLAND	21 288	60 198	28 116	INDIA	5 194	26 518	12 838
SWITZERLAND	27 863	71 604	33 260	BANGLADESH	3 689	11 983	5 801
AUSTRIA	547 529	449 739	208 444	MALDIVES	27	76	35
ANDORRA	32	84	37	SRI LANKA	406	2 075	997
GIBRALTAR	35	146	65	BURMA	193	1 958	910
MALTA	410	2 972	1 392	THAILAND	2 793	6 379	3 073
YUGOSLAVIA	36 343	107 424	49 774	INDONESIA	9 230	21 435	9 780
TURKEY	27 720	92 169	42 357	MALAYSIA	1 168	3 844	1 795
SOVIET UNION	11 488	52 445	25 059	SINGAPORE	10 079	46 550	21 930
POLAND	3 653	11 783	5 423	PHILIPPINES	2 201	29 483	14 771
CZECHOSLOVAKIA	1 518	9 765	4 475	CHINA	21 539	56 158	26 695
HUNGARY	6 471	30 229	13 880	NORTH KOREA	6	72	33
ROMANIA	844	5 770	2 695	SOUTH KOREA	18 451	181 281	90 145
BULGARIA	709	2 100	983	JAPAN	7 788	26 674	12 382
MOROCCO	1 440	5 235	2 387	TAIWAN	2 129	10 400	4 999
ALGERIA	84 683	173 972	79 862	HONG KONG	1 657	10 231	4 871
TUNISIA	3 961	9 621	4 370	AUSTRALIA	40 419	94 895	44 482
LIBYA	4 126	16 025	8 451	NEW ZEALAND	634	3 053	1 408
EGYPT	34 968	48 763	22 438	NEW CALEDON	48	195	90
SUDAN	273	1 576	754	FR POLYNESIA	133	662	306
MAURITANIA	34	234	109	714 ENGINES & MOTORS NES			
MALI	415	1 437	671	IMPORTS	41 410	1 632 845	752 482
BURKINA FASO	21	173	83	FRANCE	6 990	239 492	109 777
NIGER	18	125	60	BELGIUM LUX	776	26 152	11 363
CAPE VERDE	86	447	217	NETHERLANDS	4 612	90 299	42 091
SENEGAL	594	1 869	871	ITALY	1 152	18 026	8 412
GAMBIA	21	67	30	UNITED KINGDOM	5 633	302 885	140 606
GUIN BISSAU	78	95	47	IRELAND	140	3 428	1 629
GUINEA	284	2 061	985	DENMARK	1 320	6 638	3 042
SIERRA LEONE	442	1 474	670	GREECE	28	4 876	2 237
LIBERIA	811	5 443	2 633	PORTUGAL	23	1 482	685
IVORY COAST	355	1 472	667	SPAIN	283	4 902	2 216
GHANA	1 049	2 514	1 163	NORWAY	84	7 504	3 445
TOGO	75	427	206	SWEDEN	699	16 512	7 664
BENIN	7	84	40	FINLAND	458	4 135	1 970
NIGERIA	1 607	9 943	4 455	SWITZERLAND	2 908	46 775	21 642
CAMEROON	191	945	433	AUSTRIA	851	10 263	4 868
CENT AFR REP	85	286	128	MALTA	24	2 290	1 086
EQUAT GUINEA	32	111	49	YUGOSLAVIA	16	1 644	733
GABON	278	1 461	640	TURKEY	34	6 987	3 369
ZAIRE	297	1 405	638	CZECHOSLOVAKIA	1	85	42
RWANDA	108	439	203	HUNGARY	224	500	231
BURUNDI	59	221	99	ROMANIA	122	2 222	988
ANGOLA	450	1 807	820	MOROCCO	26	2 712	1 297
ETHIOPIA	248	2 740	1 321	ALGERIA	29	2 787	1 274
SOMALIA	41	168	76	TUNISIA	34	1 339	632
KENYA	494	2 633	1 205	EGYPT	99	12 530	5 809
UGANDA	149	1 256	620	SUDAN	146	2 500	1 191
TANZANIA	198	1 657	785	MAURITANIA	1	91	45
SEYCHELLES	6	123	55	NIGERIA	13	957	429
MOZAMBIQUE	596	4 146	1 913	GABON	16	1 562	691
MADAGASCAR	221	1 350	625	CONGO	1	82	40
REUNION	20	138	69	ETHIOPIA	16	2 002	941
MAURITIUS	47	237	109	SOMALIA	89	1 500	697
ZAMBIA	43	195	96	REP S AFRICA	82	1 516	729
ZIMBABWE	356	1 561	742	BOTSWANA	5	1 295	621
MALAWI	19	261	121	USA	8 462	507 762	232 643
REP S AFRICA	52 992	175 082	81 042	CANADA	69	9 208	4 276
USA	757 967	1 487 727	688 063	COLOMBIA	20	1 298	592
CANADA	15 130	42 215	19 496	FRENCH GUIAN	1	98	40
MEXICO	11 817	15 905	7 216	BRAZIL	280	6 581	2 968
BERMUDA	22	111	51	CYPRUS	61	1 061	471
GUATEMALA	115	589	269	LEBANON	4	117	59
HONDURAS	186	664	308	SYRIA	133	2 740	1 284
EL SALVADOR	1 919	1 401	673	IRAQ	261	9 642	4 520
COSTA RICA	203	1 073	494	IRAN	1 841	30 864	14 297
PANAMA	163	1 197	575	ISRAEL	16	2 538	1 170
CUBA	217	1 044	483	JORDAN	28	4 083	1 886
DOMINIC REP	228	588	269	SAUDI ARABIA	271	27 355	12 304
GUADELOUPE	70	333	152	KUWAIT	36	5 817	2 670
JAMAICA	8	93	42	BAHRAIN	21	1 061	471
BARBADOS	121	613	297				



## 6 IMPORTS AND EXPORTS (SPECIAL TRADE) BY GROUPS OF THE SITC-REV. II AND BY COUNTRIES OF PRODUCTION AND CONSUMPTION 1986

GROUP COUNTRY	DT = 100 KG	1 000 DM	1 000 \$	GROUP COUNTRY	DT = 100 KG	1 000 DM	1 000 \$
QATAR	28	767	314	ITALY	115 523	137 256	63 611
ARAB EMIRAT	28	569	280	UNITED KINGDOM	69 110	60 429	27 903
NORTH YEMEN	7	446	209	IRELAND	5 702	13 831	6 393
SOUTH YEMEN	1	120	56	DENMARK	79 974	64 667	29 862
PAKISTAN	77	1 323	630	GREECE	266	448	203
INDIA	204	9 269	4 251	PORTUGAL	366	572	267
SRI LANKA	2	138	61	SPAIN	44 274	61 436	28 407
NEPAL	43	1 015	506	ICELAND	26	76	37
THAILAND	21	2 158	1 073	NORWAY	3 832	5 067	2 431
INDONESIA	7	339	150	SWEDEN	28 358	38 606	17 872
MALAYSIA	197	23 826	10 927	FINLAND	5 858	7 950	3 678
SINGAPORE	69	6 741	3 118	SWITZERLAND	77 393	182 640	84 629
PHILIPPINES	604	77 942	36 575	AUSTRIA	162 224	139 961	64 833
CHINA	145	1 740	780	MALTA	4	120	59
SOUTH KOREA	15	1 988	949	YUGOSLAVIA	67 075	63 137	29 168
JAPAN	1 199	13 003	5 776	TURKEY	1 932	1 290	616
HONG KONG	195	46 366	21 402	SOVIET UNION	5 746	2 669	1 234
AUSTRALIA	60	6 869	3 247	POLAND	16 044	8 293	3 848
EXPORTS	34 263	1 778 475	822 112	CZECHOSLOVAKIA	37 203	13 387	6 166
FRANCE	2 509	191 428	88 379	HUNGARY	28 053	17 689	8 166
BELGIUM LUX	527	56 519	25 058	ROMANIA	300	189	86
NETHERLANDS	2 263	117 494	54 883	BULGARIA	13 844	5 163	2 446
ITALY	1 205	30 739	14 235	ALGERIA	2	268	124
UNITED KINGDOM	3 122	260 763	120 532	TUNISIA	31	161	71
IRELAND	10	1 421	657	EGYPT	1 005	821	386
DENMARK	197	11 349	5 302	SUDAN	431	337	148
GREECE	58	7 412	3 394	LIBERIA	165	86	40
PORTUGAL	70	3 643	1 617	IVORY COAST	4	159	78
SPAIN	150	2 605	1 208	NIGERIA	210	538	233
NORWAY	109	25 847	11 737	GABON	36	102	47
SWEDEN	275	14 460	6 698	ETHIOPIA	1	271	122
FINLAND	412	13 201	6 372	ZAMBIA	1	81	36
SWITZERLAND	4 413	31 351	14 559	REP S AFRICA	111	345	154
AUSTRIA	1 396	17 568	8 191	USA	35 111	154 089	70 862
MALTA	16	1 932	925	CANADA	2 477	6 059	2 838
YUGOSLAVIA	31	4 799	2 190	MEXICO	398	1 071	473
TURKEY	21	6 109	2 941	JAMAICA	123	343	169
SOVIET UNION	102	4 586	2 094	PERU	1	110	49
CZECHOSLOVAKIA	106	1 893	862	BRAZIL	350	802	386
HUNGARY	208	892	429	LEBANON	285	121	56
ROMANIA	4	551	243	SYRIA		91	42
MOROCCO	40	4 195	2 019	IRAQ	405	618	280
ALGERIA	82	5 837	2 726	IRAN	58	222	104
TUNISIA	7	1 203	573	ISRAEL	418	1 355	621
LIBYA	39	693	319	JORDAN	2	443	205
EGYPT	63	15 802	7 287	SAUDI ARABIA	707	6 304	2 872
SENEGAL	2	91	40	KUWAIT	15	1 469	664
NIGERIA	108	10 949	5 062	ARAB EMIRAT	218	114	51
GABON	15	3 549	1 655	NORTH YEMEN	1	70	33
CONGO	3	247	111	PAKISTAN	1	324	152
ETHIOPIA	10	2 019	927	INDIA	289	559	270
KENYA	4	789	390	THAILAND	87	798	342
REP S AFRICA	406	2 695	1 227	INDONESIA	555	215	95
BOTSWANA	6	1 007	482	MALAYSIA	102	322	144
SWAZILAND	1	104	46	SINGAPORE	10 666	12 831	5 799
LESOTHO		61	30	CHINA	14 472	4 868	2 278
USA	6 387	571 516	263 681	SOUTH KOREA	98	141	65
CANADA	131	6 553	2 963	JAPAN	15 475	54 545	25 281
MEXICO	25	221	103	TAIWAN	3 491	14 142	6 525
COLOMBIA	12	2 832	1 307	HONG KONG	14 718	42 012	19 398
FRENCH GUIAN	18	387	161	AUSTRALIA	41	221	102
ECUADOR	16	277	117	EXPORTS	1 233 501	2 873 077	1 328 585
BRAZIL	38	380	178	FRANCE	122 594	271 251	125 819
BOLIVIA	8	103	48	BELGIUM LUX	93 736	150 523	69 471
ARGENTINA	38	271	125	NETHERLANDS	112 449	232 014	108 208
LEBANON	2	109	50	ITALY	100 646	242 880	112 355
SYRIA	19	2 158	1 041	UNITED KINGDOM	80 501	212 815	98 408
IRAQ	64	10 411	4 696	IRELAND	3 577	6 583	3 022
IRAN	229	12 136	5 545	DENMARK	75 309	104 251	48 179
ISRAEL	11	2 106	1 038	GREECE	14 083	15 463	7 242
JORDAN	425	11 120	4 952	PORTUGAL	4 083	10 516	4 843
SAUDI ARABIA	2 365	64 369	30 378	SPAIN	29 374	49 140	22 829
KUWAIT	56	9 796	4 536	CANARY IS	104	238	111
BAHRAIN	76	3 973	1 921	ICELAND	366	898	433
QATAR	164	5 931	2 775	FAROE IS	29	69	30
ARAB EMIRAT	240	6 277	3 014	NORWAY	23 667	46 760	21 761
NORTH YEMEN	3	602	292	SWEDEN	51 185	131 051	60 629
SOUTH YEMEN	6	411	189	FINLAND	18 225	39 989	18 670
PAKISTAN	4 064	28 753	12 795	SWITZERLAND	99 690	258 909	120 069
INDIA	95	4 853	2 224	AUSTRIA	63 644	120 598	56 091
BANGLADESH	7	95	43	GIBRALTAR	78	272	120
MALDIVES	16	428	191	MALTA	340	1 524	704
SRI LANKA	3	234	105	YUGOSLAVIA	5 106	20 252	9 422
THAILAND	11	1 650	817	TURKEY	19 146	45 473	20 608
INDONESIA	20	2 753	1 324	SOVIET UNION	6 953	27 429	12 852
MALAYSIA	267	53 297	24 646	POLAND	3 027	9 494	4 444
SINGAPORE	163	4 761	2 149	CZECHOSLOVAKIA	4 026	13 160	6 213
PHILIPPINES	428	97 084	45 373	HUNGARY	4 759	15 753	7 352
CHINA	13	628	305	ROMANIA	41	448	218
SOUTH KOREA	454	9 114	4 371	BULGARIA	2 533	6 943	3 155
JAPAN	81	1 806	868	MOROCCO	730	1 998	901
TAIWAN	5	74	33	ALGERIA	4 129	8 986	4 068
HONG KONG	18	2 679	1 175	TUNISIA	421	1 655	765
AUSTRALIA	274	2 087	980	LIBYA	2 791	9 238	4 187
716 ROTATING ELECTRIC PLANT				EGYPT	10 315	24 981	11 276
IMPORTS	1 081 721	1 467 319	677 792	SUDAN	724	1 435	681
FRANCE	187 966	253 781	116 681	MAURITANIA	45	131	64
BELGIUM LUX	13 424	48 923	22 509	MALI	152	396	188
NETHERLANDS	14 524	31 964	14 926	CAPE VERDE	471	1 290	622
				SENEGAL	63	189	90
				GAMBIA	29	78	38
				GUIN BISSAU	95	208	101



## 6 IMPORTS AND EXPORTS (SPECIAL TRADE) BY GROUPS OF THE SITC-REV. 11 AND BY COUNTRIES OF PRODUCTION AND CONSUMPTION 1986

GROUP COUNTRY	DT = 100 KG	1 000 DM	1 000 \$	GROUP COUNTRY	DT = 100 KG	1 000 DM	1 000 \$
GUINEA	149	299	132	FINLAND	173	844	375
SIERRA LEONE	2 178	7 762	3 228	SWITZERLAND	7 354	33 117	15 221
LIBERIA	411	1 526	721	AUSTRIA	7 489	24 648	11 879
IVORY COAST	32	96	45	YUGOSLAVIA	227	346	156
GHANA	416	1 296	589	TURKEY	107	132	59
TOGO	1 319	2 020	986	CZECHOSLOVA	650	488	229
BENIN	325	642	307	HUNGARY	1 167	1 944	883
NIGERIA	4 808	15 568	7 130	USA	4 938	32 699	15 092
CAMEROON	158	659	303	CANADA	72	179	82
CENT AFR REP	42	72	35	JAPAN	3 528	5 774	2 781
EQUAT GUINEA	39	79	38	TAIWAN	259	150	67
CONGO	172	400	182	AUSTRALIA	3	376	172
ZAIRE	362	1 094	496	EXPORTS	252 097	1 511 093	694 376
RWANDA	76	174	81	FRANCE	40 068	477 840	219 813
BURUNDI	122	352	173	BELGIUM LUX	10 761	139 536	63 833
ANGOLA	367	795	393	NETHERLANDS	22 493	134 143	62 375
ETHIOPIA	69	318	152	ITALY	12 903	41 381	19 177
SOMALIA	209	478	224	UNTD KINGDOM	45 437	71 356	33 044
KENYA	344	1 674	732	IRELAND	81	336	148
UGANDA	274	975	471	DENMARK	6 279	17 451	8 057
TANZANIA	136	426	189	GREECE	381	1 206	538
MOZAMBIQUE	67	382	179	PORTUGAL	446	1 298	605
MADAGASCAR	77	192	89	SPAIN	2 545	9 373	4 378
MAURITIUS	5	74	35	ICELAND	23	106	46
ZAMBIA	65	196	95	NORWAY	2 747	9 116	4 241
ZIMBABWE	145	526	233	SWEDEN	7 579	145 457	64 987
MALAWI	20	288	133	FINLAND	2 421	75 944	35 276
REP S AFRICA	7 819	18 235	8 437	SWITZERLAND	13 058	135 806	62 442
USA	60 830	208 358	96 646	AUSTRIA	24 520	59 466	27 489
CANADA	9 973	23 019	10 675	YUGOSLAVIA	1 243	6 550	3 070
MEXICO	920	4 726	2 203	TURKEY	1 140	5 059	2 247
GUATEMALA	64	158	72	SOVIET UNION	1 712	8 813	3 985
EL SALVADOR	93	190	84	POLAND	4 110	4 785	2 200
NICARAGUA	39	109	49	CZECHOSLOVA	973	4 903	2 243
COSTA RICA	147	308	145	HUNGARY	1 484	4 972	2 314
PANAMA	82	142	65	ROMANIA	457	3 716	1 555
CUBA	1 272	4 289	2 070	BULGARIA	155	796	365
HAITI	117	198	92	ALGERIA	1 803	4 058	1 828
DOMINIC REP	29	85	39	TUNISIA	9	228	102
JAMAICA	76	149	70	LIBYA	26	135	60
TRINIDAD TOB	111	144	66	EGYPT	670	2 081	956
COLOMBIA	1 407	2 627	1 195	BURKINA FASO	117	110	51
VENEZUELA	6 307	14 365	6 756	TOGO	5 487	9 876	4 695
SURINAME	29	95	45	NIGERIA	22	148	69
ECUADOR	315	1 336	621	CONGO	52	205	103
PERU	479	2 174	1 073	BURUNDI	315	1 133	481
BRAZIL	5 087	38 221	17 330	KENYA	241	879	419
CHILE	2 273	4 846	2 256	TANZANIA	6	81	38
BOLIVIA	77	262	117	ZAMBIA	7	75	37
PARAGUAY	114	241	118	MALAWI	241	868	375
URUGUAY	159	277	132	REP S AFRICA	6 707	15 754	7 680
ARGENTINA	641	2 907	1 390	USA	17 220	38 748	17 921
CYPRUS	1 068	1 973	929	CANADA	5 221	10 338	4 729
LEBANON	348	593	263	MEXICO	1 397	8 576	3 746
SYRIA	7 192	10 183	4 642	GUATEMALA	45	432	190
IRAQ	2 282	7 464	3 391	HAITI	104	497	213
IRAN	19 309	51 892	24 055	COLOMBIA	230	2 620	1 097
ISRAEL	2 389	7 742	3 555	VENEZUELA	330	1 280	586
JORDAN	695	1 957	918	SURINAME	51	151	73
SAUDI ARABIA	24 364	50 171	22 232	ECUADOR	21	346	169
KUWAIT	438	3 556	1 589	PERU	84	669	294
BAHRAIN	83	388	175	BRAZIL	299	3 880	1 794
QATAR	178	895	404	CHILE	104	653	309
ARAB EMIRAT	2 477	8 165	3 717	ARGENTINA	239	1 208	561
OMAN	1 598	4 620	1 971	IRAQ	130	572	270
NORTH YEMEN	1 244	3 328	1 495	IRAN	296	1 224	573
SOUTH YEMEN	141	257	120	ISRAEL	202	802	378
AFGHANISTAN	83	98	44	JORDAN	20	193	92
PAKISTAN	9 381	29 552	13 324	SAUDI ARABIA	123	571	271
INDIA	21 865	80 635	37 550	KUWAIT	28	202	97
BANGLADESH	348	1 244	577	ARAB EMIRAT	222	1 300	611
MALDIVES	261	310	152	OMAN	72	369	176
SRI LANKA	1 003	1 280	598	AFGHANISTAN	193	920	376
BURMA	125	513	227	PAKISTAN	384	2 047	918
THAILAND	1 013	2 703	1 227	INDIA	1 041	5 144	2 373
INDONESIA	9 861	22 902	10 415	SRI LANKA	599	3 852	1 637
MALAYSIA	337	1 341	617	THAILAND	10	313	153
BRUNEI	16	74	33	INDONESIA	74	399	185
SINGAPORE	3 925	11 066	5 129	MALAYSIA	619	1 958	963
PHILIPPINES	247	956	436	SINGAPORE	486	2 127	951
CHINA	13 972	30 078	13 576	CHINA	922	4 092	1 890
SOUTH KOREA	5 193	15 122	6 881	SOUTH KOREA	834	4 718	2 139
JAPAN	3 970	13 110	6 192	JAPAN	337	9 934	4 569
TAIWAN	2 748	7 953	3 803	TAIWAN	111	581	278
HONG KONG	1 609	6 008	2 791	HONG KONG	222	955	441
AUSTRALIA	20 548	38 985	17 970	AUSTRALIA	851	3 163	1 470
PAPUA NEW G	1 209	1 066	529	NEW ZEALAND	25	162	71
NEW ZEALAND	919	2 154	966				
AMER OCEANIA	592	684	307				
FIJI	225	301	147				
718 OTH POWER GENERATG MACHY				721 AGRIC MACHY, EXC TRACTORS			
IMPORTS	79 325	243 265	112 945	IMPORTS	741 400	670 356	307 815
FRANCE	11 436	26 238	12 286	FRANCE	137 899	114 880	52 827
BELGIUM LUX	961	1 825	844	BELGIUM LUX	46 083	48 822	22 144
NETHERLANDS	9 814	9 352	4 371	NETHERLANDS	117 642	107 420	49 593
ITALY	4 841	13 804	6 580	ITALY	86 789	67 732	31 116
UNTD KINGDOM	7 112	18 075	8 350	UNTD KINGDOM	23 707	29 370	13 404
DENMARK	8 772	25 025	11 512	IRELAND	582	499	225
SPAIN	122	283	130	DENMARK	76 368	66 785	30 818
NORWAY	189	836	386	SPAIN	1 295	1 150	528
SWEDEN	9 812	46 759	21 322	NORWAY	15 747	10 573	4 891
				SWEDEN	8 453	18 436	8 539



## 6 IMPORTS AND EXPORTS (SPECIAL TRADE) BY GROUPS OF THE SITC-REV. II AND BY COUNTRIES OF PRODUCTION AND CONSUMPTION 1986

GROUP COUNTRY	DT * 100 KG	1 000 DM	1 000 \$	GROUP COUNTRY	DT * 100 KG	1 000 DM	1 000 \$
FINLAND	3 186	3 246	1 483	MALAYSIA	3 276	3 165	1 515
SWITZERLAND	9 808	17 148	7 962	SINGAPORE	167	495	227
AUSTRIA	72 553	72 209	33 068	PHILIPPINES	86	362	179
YUGOSLAVIA	7 508	2 887	1 305	CHINA	6 392	13 152	6 238
SOVIET UNION	660	142	61	SOUTH KOREA	413	1 332	605
POLAND	25 123	2 956	1 359	JAPAN	13 542	13 443	6 036
CZECHOSLOVA	6 343	1 106	505	TAIWAN	1 551	2 506	1 179
HUNGARY	50 005	38 025	17 492	HONG KONG	76	287	131
USA	37 490	50 836	23 063	AUSTRALIA	6 459	8 067	3 757
BRAZIL	60	87	42	PAPUA NEW G	109	252	113
CHINA	3 093	849	394	NEW ZEALAND	1 238	2 482	1 161
JAPAN	10 469	14 813	6 820				
AUSTRALIA	216	64	30	722 TRACTORS NON-ROAD			
EXPORTS	2 087 850	2 294 518	1 047 847	IMPORTS	309 632	288 991	133 561
FRANCE	409 930	442 815	202 595	FRANCE	35 448	33 563	15 509
BELGIUM LUX	68 004	78 934	36 379	BELGIUM LUX	1 682	1 644	753
NETHERLANDS	191 378	177 388	81 812	NETHERLANDS	13 908	6 795	3 113
ITALY	67 431	73 812	33 695	ITALY	162 298	153 820	71 003
UNTD KINGDOM	236 813	244 255	110 593	UNTD KINGDOM	21 916	21 944	9 987
IRELAND	18 546	16 572	7 419	DENMARK	4 449	1 571	742
DENMARK	117 934	133 720	61 773	GREECE	1 244	1 165	564
GREECE	9 292	10 476	4 766	SPAIN	2 523	1 992	909
PORTUGAL	8 413	8 936	4 063	SWEDEN	1 118	975	460
SPAIN	78 091	78 135	35 209	FINLAND	1 027	1 866	880
CANARY IS	28	94	46	SWITZERLAND	2 081	3 723	1 734
ICELAND	1 721	1 359	620	AUSTRIA	23 857	26 808	12 487
NORWAY	31 873	35 266	15 855	YUGOSLAVIA	158	104	49
SWEDEN	55 158	58 093	26 449	SOVIET UNION	1 675	468	218
FINLAND	49 400	50 773	23 183	CZECHOSLOVA	14 845	5 686	2 625
SWITZERLAND	77 658	98 155	44 902	USA	6 352	7 627	3 630
AUSTRIA	137 953	140 802	64 359	CANADA	453	536	249
MALTA	99	108	50	IRAQ	46	101	44
YUGOSLAVIA	11 244	16 220	7 518	JAPAN	13 949	18 500	8 558
TURKEY	5 655	7 872	3 575	EXPORTS	1 804 253	1 927 597	885 798
SOVIET UNION	2 377	5 913	2 673	FRANCE	315 290	332 679	154 561
POLAND	11 410	8 642	4 076	BELGIUM LUX	45 409	49 737	23 035
CZECHOSLOVA.	5 887	13 214	6 179	NETHERLANDS	154 745	176 637	81 212
HUNGARY	49 015	63 976	29 021	ITALY	51 492	55 481	25 614
ROMANIA	60	69	31	UNTD KINGDOM	136 975	145 626	66 347
BULGARIA	9 495	18 316	8 440	IRELAND	7 327	7 485	3 446
MOROCCO	16 727	19 410	8 640	DENMARK	71 271	85 628	39 284
ALGERIA	67 594	62 778	28 606	GREECE	15 100	13 453	6 357
TUNISIA	4 788	5 574	2 369	PORTUGAL	12 832	13 115	6 210
LIBYA	599	2 533	1 182	SPAIN	60 257	50 065	23 146
EGYPT	6 867	7 587	3 424	CEUTA MEL	137	146	64
SUDAN	6 744	8 912	4 259	ICELAND	778	927	446
BURKINA FASO	176	111	55	NORWAY	59 309	69 941	32 288
IVORY COAST	374	353	153	SWEDEN	39 471	48 197	22 302
GHANA	187	284	136	FINLAND	30 853	34 061	15 843
NIGERIA	12 290	18 118	8 726	SWITZERLAND	46 238	58 108	26 775
CAMEROON	127	232	113	AUSTRIA	62 752	71 979	33 562
GABON	543	1 611	712	YUGOSLAVIA	3 572	2 597	1 255
RWANDA	61	103	49	TURKEY	1 806	4 359	1 944
BURUNDI	120	251	113	SOVIET UNION	236	468	212
ETHIOPIA	117	311	144	POLAND	581	237	113
SOMALIA	118	146	65	CZECHOSLOVA	378	961	462
KENYA	2 928	3 655	1 673	HUNGARY	1 933	4 314	2 001
TANZANIA	929	1 338	626	ROMANIA	146	170	85
MADAGASCAR	548	1 291	574	BULGARIA	40	102	50
REUNION	47	132	58	MOROCCO	19 182	18 966	8 960
ZAMBIA	231	396	184	ALGERIA	381	795	389
ZIMBABWE	68	241	114	TUNISIA	4 238	42 474	18 489
REP S AFRICA	17 852	20 956	9 772	EGYPT	4 821	4 488	2 028
USA	118 682	134 618	60 793	MAURITANIA	274	300	146
CANADA	21 198	22 215	10 099	BURKINA FASO	291	375	177
MEXICO	410	890	419	NIGER	56	76	33
EL SALVADOR	92	138	60	SENEGAL	79	104	46
PANAMA	405	376	173	LIBERIA	425	683	342
CUBA	447	1 491	666	IVORY COAST	876	1 020	458
DOMINIC REP	1 513	1 700	794	GHANA	1 144	813	382
MARTINIQUE	56	134	63	TOGO	165	193	86
TRINIDAD TOB	180	106	53	NIGERIA	71	240	102
COLOMBIA	1 547	1 719	823	CAMEROON	132	189	84
VENEZUELA	4 056	6 428	2 850	EQUAT GUINEA	200	153	67
ECUADOR	3 303	3 016	1 359	CONGO	54	87	41
PERU	626	963	456	ZAIRE	1 224	2 352	1 062
BRAZIL	176	924	437	SOMALIA	251	469	197
CHILE	6 148	5 961	2 817	KENYA	4 756	5 051	2 289
PARAGUAY	74	248	117	UGANDA	1 015	925	411
URUGUAY	372	500	231	TANZANIA	933	982	445
ARGENTINA	229	688	313	MADAGASCAR	1 853	2 493	1 160
CYPRUS	353	474	221	REUNION	696	1 126	524
LEBANON	83	106	46	MAURITIUS	90	103	47
SYRIA	928	1 818	810	COMOROS	145	209	101
IRAQ	27 979	39 966	17 772	ZAMBIA	333	373	169
IRAN	33 103	38 797	17 456	ZIMBABWE	4 789	4 969	2 432
ISRAEL	2 221	5 754	2 684	REP S AFRICA	13 510	14 669	6 584
JORDAN	370	576	268	BOTSWANA	113	415	206
SAUDI ARABIA	19 946	20 563	9 558	USA	358 827	343 562	157 765
KUWAIT	215	622	279	CANADA	5 122	7 014	3 381
BAHRAIN	788	435	190	MEXICO	1 200	1 714	781
QATAR	2 587	762	338	GUATEMALA	1 537	1 665	814
ARAB EMIRAT	1 789	1 619	698	BELIZE	66	62	31
OMAN	84	287	135	HONDURAS	528	471	223
NORTH YEMEN	446	569	252	EL SALVADOR	595	477	204
AFGHANISTAN	13	87	39	COSTA RICA	645	558	233
PAKISTAN	6 870	9 266	4 109	PANAMA	1 112	822	374
INDIA	158	891	413	DOMINIC REP	2 103	1 581	709
BANGLADESH	48	196	87	JAMAICA	425	358	167
SRI LANKA	55	74	36	BARBADOS	115	103	43
THAILAND	326	721	335				
INDONESIA	1 153	2 154	1 017				



## 6 IMPORTS AND EXPORTS (SPECIAL TRADE) BY GROUPS OF THE SITC-REV. 11 AND BY COUNTRIES OF PRODUCTION AND CONSUMPTION 1986

GROUP COUNTRY	DT = 100 KG	1 000 DM	1 000 \$	GROUP COUNTRY	DT = 100 KG	1 000 DM	1 000 \$
TRINIDAD TOB	749	651	303	BULGARIA	18 525	21 311	10 315
NETH ANTILL	40	69	30	ALBANIA	360	147	65
COLOMBIA	3 959	3 277	1 608	MOROCCO	7 032	13 503	6 038
VENEZUELA	14 590	13 870	6 354	ALGERIA	14 976	36 462	16 535
GUAYANA	194	436	214	TUNISIA	6 939	9 547	4 329
ECUADOR	11 326	9 636	4 396	LIBYA	16 157	30 311	14 504
PERU	9 066	8 773	4 100	EGYPT	29 086	31 827	14 357
BRAZIL	45	250	125	SUDAN	2 321	5 803	2 556
CHILE	10 428	7 063	3 300	MAURITANIA	1 027	2 928	1 318
BOLIVIA	984	759	349	MALI	270	541	256
PARAGUAY	490	437	203	BURKINA FASO	361	432	196
URUGUAY	5 283	4 358	2 026	NIGER	167	334	160
CYPRUS	294	281	131	CHAD	157	472	226
LEBANON	500	169	77	SENEGAL	437	1 140	527
SYRIA	178	441	200	GAMBIA	455	433	212
IRAN	77 317	98 848	43 501	GUINEA	2 691	3 829	1 745
ISRAEL	6 180	7 744	3 405	SIERRA LEONE	1 359	1 881	861
JORDAN	1 035	1 410	647	LIBERIA	2 338	2 413	1 114
SAUDI ARABIA	21 858	29 070	13 388	IVORY COAST	1 125	1 500	681
KUWAIT	44	72	36	GHANA	5 160	9 050	4 092
BAHRAIN	100	164	82	TOGO	1 613	2 557	1 192
ARAB EMIRAT	75	126	57	BENIN	705	854	394
NORTH YEMEN	345	549	224	NIGERIA	7 387	12 383	5 745
PAKISTAN	3 734	4 342	1 957	CAMEROON	1 244	3 098	1 444
INDIA	923	1 072	480	CENT AFR REP	466	728	357
BANGLADESH	542	626	260	GABON	485	1 565	700
THAILAND	1 254	2 423	1 035	CONGO	1 286	2 925	1 271
INDONESIA	537	463	203	ZAIRE	10 843	18 452	8 699
MALAYSIA	2 504	1 729	784	RWANDA	2 029	2 609	1 192
SINGAPORE	1 025	1 143	569	BURUNDI	535	945	435
PHILIPPINES	330	256	113	ANGOLA	113	556	253
CHINA	594	951	421	ETHIOPIA	1 489	2 364	1 116
NORTH KOREA	481	376	181	DJIBOUTI	195	274	131
SOUTH KOREA	258	434	188	SOMALIA	1 460	2 374	1 081
JAPAN	15 042	15 043	6 971	KENYA	3 556	5 047	2 338
TAIWAN	3 865	3 433	1 599	UGANDA	1 278	2 020	955
AUSTRALIA	13 473	14 444	6 390	TANZANIA	1 874	2 277	1 086
NEW ZEALAND	1 664	1 903	810	SEYCHELLES	341	290	124
NEW CALEDON	153	140	63	MOZAMBIQUE	25	107	48
				MADAGASCAR	733	764	354
				REUNION	3 515	2 576	1 226
				MAURITIUS	875	1 096	494
				ZAMBIA	281	560	254
				ZIMBABWE	962	1 788	816
				MALAWI	485	777	365
				REP S AFRICA	29 040	49 084	22 583
				BOTSWANA	1 803	2 233	1 047
				USA	575 956	536 810	247 897
				CANADA	80 318	87 295	39 663
				MEXICO	1 408	5 447	2 458
				GUATEMALA	147	288	141
				HONDURAS	936	628	300
				EL SALVADOR	173	209	85
				COSTA RICA	124	108	52
				PANAMA	337	112	46
				CUBA	213	1 263	609
				HAITI	161	175	82
				DOMINIC REP	355	723	348
				GUADELOUPE	288	369	180
				ANTIGUA	106	93	46
				MARTINIQUE	642	687	337
				BARBADOS	54	95	42
				NETH ANTILL	103	141	62
				COLOMBIA	9 096	12 514	5 639
				VENEZUELA	10 556	8 868	4 122
				GUYANA	157	568	244
				SURINAME	1 895	2 165	1 017
				FRENCH GUIAN	717	298	145
				ECUADOR	9 686	18 109	8 089
				PERU	1 493	1 030	455
				BRAZIL	1 760	6 346	2 943
				CHILE	5 371	8 227	3 804
				BOLIVIA	1 712	1 706	785
				URUGUAY	67	156	77
				ARGENTINA	770	1 947	908
				CYPRUS	887	1 348	629
				LEBANON	1 005	590	254
				SYRIA	9 095	10 834	5 028
				IRAQ	20 559	45 682	20 724
				IRAN	30 307	47 168	20 938
				ISRAEL	1 507	4 800	2 172
				JORDAN	6 232	12 440	5 786
				SAUDI ARABIA	11 462	15 856	7 333
				KUWAIT	3 063	5 320	2 503
				BAHRAIN	204	763	354
				QATAR	630	2 193	1 013
				ARAB EMIRAT	5 309	10 286	4 706
				OMAN	3 850	7 319	3 246
				NORTH YEMEN	1 450	2 905	1 376
				SOUTH YEMEN	41	109	48
				AFGHANISTAN	110	150	66
				PAKISTAN	3 010	3 517	1 680
				INDIA	26 493	39 601	18 391
				BANGLADESH	2 392	2 771	1 266
				SRI LANKA	1 522	1 754	808
				NEPAL	866	1 630	727
				BURMA	416	656	292
				THAILAND	5 068	7 005	3 245
				INDONESIA	5 717	5 181	2 319
				MALAYSIA	5 974	5 728	2 687
				SINGAPORE	2 602	6 528	2 992
				PHILIPPINES	1 905	1 017	481
				CHINA	157 460	84 835	39 313
				SOUTH KOREA	7 015	7 818	3 588

## 723 CIVIL ENGINEER EQUIP ETC

## IMPORTS

	1 386 806	1 177 885	545 997
FRANCE	307 844	258 812	119 802
BELGIUM LUX	134 585	121 280	56 345
NETHERLANDS	84 216	46 529	21 766
ITALY	234 202	128 222	58 884
UNTO KINGDOM	91 504	88 285	40 756
IRELAND	4 518	2 983	1 384
DENMARK	11 446	8 913	4 210
SPAIN	6 517	4 385	1 941
NORWAY	7 265	10 852	4 892
SWEDEN	57 931	67 609	31 857
FINLAND	5 553	15 918	7 413
SWITZERLAND	23 132	32 284	14 857
AUSTRIA	82 100	93 785	43 579
YUGOSLAVIA	31 565	9 871	4 531
TURKEY	1 637	762	361
SOVIET UNION	5 550	4 351	2 072
POLAND	11 604	3 281	1 530
CZECHOSLOVA	6 124	2 714	1 311
HUNGARY	49 040	12 120	5 632
TANZANIA	13	100	44
REP S AFRICA	1 905	1 032	461
USA	70 754	98 889	45 508
CANADA	4 457	5 162	2 393
BRAZIL	3 565	3 884	1 685
LEBANON	190	90	40
IRAQ	2 308	646	303
INDIA	1 617	150	69
SINGAPORE	191	216	89
SOUTH KOREA	6 269	1 872	874
JAPAN	137 867	151 771	70 878
HONG KONG	297	574	262
AUSTRALIA	496	374	170
EXPORTS	3 768 588	3 887 798	1 794 258
FRANCE	447 737	379 246	175 028
BELGIUM LUX	144 374	114 962	53 176
NETHERLANDS	312 319	246 621	112 597
ITALY	174 345	172 150	80 363
UNTO KINGDOM	266 955	272 476	125 809
IRELAND	7 562	7 422	3 423
DENMARK	92 196	96 087	44 480
GREECE	88 743	22 916	10 572
PORTUGAL	11 478	11 277	5 311
SPAIN	75 305	78 465	36 348
CANARY IS	314	376	167
ICELAND	1 430	1 747	797
NORWAY	92 567	112 030	51 405
SWEDEN	93 302	85 500	39 898
FINLAND	33 970	34 210	15 836
SWITZERLAND	115 414	140 100	64 834
AUSTRIA	203 533	193 761	90 122
MALTA	37	145	69
YUGOSLAVIA	83 467	87 452	40 721
TURKEY	98 203	103 003	47 193
SOVIET UNION	59 768	152 391	70 929
POLAND	27 075	31 523	14 366
CZECHOSLOVA	21 559	48 294	22 801
HUNGARY	24 936	34 606	16 022
ROMANIA	1 058	3 478	1 524



6 IMPORTS AND EXPORTS (SPECIAL TRADE) BY GROUPS OF THE SITC-REV. II AND BY COUNTRIES OF PRODUCTION AND CONSUMPTION 1986

GROUP COUNTRY	DT * 100 KG	1 000 DM	1 000 \$	GROUP COUNTRY	DT * 100 KG	1 000 DM	1 000 \$
JAPAN	21 809	19 840	8 999	BENIN	57	267	123
TAIWAN	2 505	5 251	2 462	NIGERIA	19 008	58 727	27 867
HONG KONG	9 272	15 881	7 392	CAMEROON	382	2 117	1 009
AUSTRALIA	44 017	79 728	36 454	CENT AFR REP	22	129	62
PAPUA NEW G	437	996	429	GABON	29	195	96
NEW ZEALAND	4 442	6 258	2 833	ZAIRE	2 138	8 144	3 994
NEW CALEDON	18	94	45	RWANDA	132	352	170
KIRIBATI	60	77	34	BURUNDI	16	67	31
FJI	102	83	42	ANGOLA	386	2 346	1 047
VANUATU	880	792	395	ETHIOPIA	516	3 200	1 503
WEST SAMOA	179	295	143	KENYA	5 704	17 767	8 442
FR POLYNESIA	797	1 699	800	UGANDA	23	216	98
				TANZANIA	877	4 515	2 001
				MOZAMBIQUE	34	322	159
				MADAGASCAR	2 520	10 057	4 862
				REUNION	59	158	74
				MAURITIUS	1 477	5 998	2 802
				ZAMBIA	1 441	6 443	2 941
				ZIMBABWE	691	4 008	1 789
				MALAWI	267	1 148	505
				REP S AFRICA	10 021	46 717	21 982
				BOTSWANA	7	67	32
				SWAZILAND	465	1 023	419
				USA	238 379	907 116	420 587
				CANADA	19 725	78 082	35 909
				MEXICO	18 362	79 482	36 149
				GUATEMALA	4 918	12 355	5 645
				HONDURAS	74	508	240
				EL SALVADOR	955	3 179	1 461
				NICARAGUA	115	1 172	534
				COSTA RICA	583	2 162	1 025
				PANAMA	28	236	110
				CUBA	472	4 392	1 980
				HAITI	3	163	77
				BAHAMAS	62	110	54
				DOMINIC REP	161	582	267
				JAMAICA	63	409	177
				TRINIDAD TOB	25	286	131
				COLOMBIA	7 548	36 622	18 110
				VENEZUELA	12 311	53 983	25 224
				SURINAME	22	77	33
				ECUADOR	4 566	16 886	7 813
				PERU	7 364	27 682	13 019
				BRAZIL	31 112	144 409	68 176
				CHILE	3 103	13 428	6 195
				BOLIVIA	172	1 160	549
				PARAGUAY	1 483	4 108	1 903
				URUGUAY	1 399	6 420	3 098
				ARGENTINA	13 197	52 049	24 502
				CYPRUS	696	3 590	1 678
				LEBANON	264	1 331	613
				SYRIA	3 681	13 819	6 541
				IRAQ	1 627	9 601	4 271
				IRAN	35 459	128 895	60 237
				ISRAEL	12 542	56 153	26 177
				JORDAN	659	1 052	476
				SAUDI ARABIA	768	3 639	1 669
				KUWAIT	375	957	430
				BAHRAIN	33	155	68
				QATAR	6	70	32
				ARAB EMIRAT	682	1 113	530
				OMAN	95	397	187
				NORTH YEMEN	29	124	51
				AFGHANISTAN	231	968	434
				PAKISTAN	20 372	50 005	23 084
				INDIA	28 290	107 407	50 281
				BANGLADESH	3 516	6 107	2 814
				SRI LANKA	880	4 018	1 867
				NEPAL	586	1 468	605
				BURMA	31	269	123
				THAILAND	11 769	35 262	16 709
				VIETNAM	11	186	88
				INDONESIA	9 367	32 607	14 943
				MALAYSIA	951	5 467	2 544
				BRUNEI	17	196	82
				SINGAPORE	1 795	12 010	5 587
				PHILIPPINES	2 298	11 702	5 534
				MONGOLIA	31	491	215
				CHINA	190 076	736 195	340 887
				SOUTH KOREA	33 022	112 547	52 598
				JAPAN	31 146	139 325	64 449
				TAIWAN	50 076	183 079	84 488
				HONG KONG	22 650	102 185	47 038
				AUSTRALIA	17 726	75 782	34 685
				PAPUA NEW G	188	165	75
				NEW ZEALAND	2 986	13 449	6 127
				AMER OCEANIA	18	73	36
				725 PAPER ETC MILL MACHINERY			
				IMPORTS	288 695	598 572	278 533
				FRANCE	24 372	57 893	27 029
				BELGIUM LUX	17 810	18 076	8 338
				NETHERLANDS	35 034	37 123	17 154
				ITALY	67 186	129 872	61 554
				UNITED KINGDOM	23 916	73 944	33 156
				IRELAND	72	587	262
				DENMARK	6 329	7 434	3 427
				PORTUGAL	104	73	33
				SPAIN	4 530	10 629	4 903
				NORWAY	1 321	2 440	1 139
				SWEDEN	14 767	34 960	16 217
				FINLAND	10 689	22 985	10 536



## 6 IMPORTS AND EXPORTS (SPECIAL TRADE) BY GROUPS OF THE SITC-REV. II AND BY COUNTRIES OF PRODUCTION AND CONSUMPTION 1986

GROUP COUNTRY	DT * 100 KG	1 000 DM	1 000 \$	GROUP COUNTRY	DT * 100 KG	1 000 DM	1 000 \$
SWITZERLAND	46 428	116 073	54 436	BURMA	1 090	4 585	1 882
AUSTRIA	20 785	38 262	17 853	THAILAND	1 530	7 016	3 084
YUGOSLAVIA	610	564	267	VIETNAM	8	73	34
CZECHOSLOVA	184	437	195	INDONESIA	1 336	4 942	2 267
HUNGARY	751	1 069	488	MALAYSIA	2 026	7 311	3 368
ETHIOPIA	54	62	30	SINGAPORE	480	1 578	737
REP S AFRICA	163	433	211	PHILIPPINES	283	1 195	544
USA	4 423	21 531	10 006	CHINA	5 211	22 331	10 584
CANADA	735	3 144	1 470	SOUTH KOREA	1 340	5 613	2 611
BRAZIL	234	1 037	459	JAPAN	14 855	56 408	26 064
CHILE	143	371	173	TAIWAN	1 056	2 095	986
JAPAN	7 821	19 152	9 008	HONG KONG	4 071	8 390	3 912
EXPORTS	663 557	2 021 682	937 655	AUSTRALIA	14 873	49 876	23 221
FRANCE	54 922	169 682	79 194	NEW ZEALAND	1 103	5 043	2 306
BELGIUM LUX	35 023	85 193	39 471	FR POLYNESIA	25	88	36
NETHERLANDS	61 392	137 259	64 378	726 PRINTG,BK BINDG MACHY,PTS			
ITALY	29 040	96 263	44 764	IMPORTS	230 353	723 818	335 023
UNTD KINGDOM	39 062	116 973	54 811	FRANCE	20 893	55 830	26 221
IRELAND	491	3 127	1 454	BELGIUM LUX	8 830	22 745	10 421
DENMARK	9 118	34 369	16 276	NETHERLANDS	22 835	55 279	25 796
GREECE	1 738	6 421	2 941	ITALY	26 579	81 126	37 276
PORTUGAL	2 297	4 455	2 077	UNTD KINGDOM	13 603	47 802	22 178
SPAIN	14 979	40 634	19 121	IRELAND	266	4 102	1 919
CEUTA MEL	34	201	93	DENMARK	6 011	19 097	8 695
ICELAND	120	428	200	GREECE	19	82	41
NORWAY	14 499	53 075	24 314	PORTUGAL	278	637	302
SWEDEN	31 342	96 461	44 957	SPAIN	4 353	6 323	2 967
FINLAND	15 429	47 586	21 962	NORWAY	866	946	439
SWITZERLAND	54 576	126 435	59 957	SWEDEN	6 481	19 562	9 058
AUSTRIA	31 107	84 849	39 901	FINLAND	1 844	1 891	872
MALTA	270	309	145	SWITZERLAND	79 698	273 895	126 511
YUGOSLAVIA	5 796	18 711	8 719	AUSTRIA	18 163	36 959	16 898
TURKEY	3 928	13 248	6 178	YUGOSLAVIA	334	603	289
SOVIET UNION	9 299	55 716	24 939	SOVIET UNION	182	202	99
POLAND	5 088	30 426	14 064	POLAND	74	101	48
CZECHOSLOVA	5 052	18 679	8 691	CZECHOSLOVA	1 258	2 162	1 035
HUNGARY	1 948	6 832	3 162	HUNGARY	75	74	36
ROMANIA	176	694	334	EGYPT	82	69	32
BULGARIA	1 809	9 752	4 460	REP S AFRICA	634	741	325
MOROCCO	832	3 296	1 473	USA	9 673	67 239	31 407
ALGERIA	605	3 618	1 661	CANADA	286	897	409
TUNISIA	531	1 396	642	BARBADOS	83	351	156
LIBYA	295	2 521	1 132	BRAZIL	32	155	69
EGYPT	4 748	13 316	6 146	ISRAEL	277	287	132
SUDAN	79	114	50	KUWAIT	6	82	40
SENEGAL	11	75	38	SRI LANKA	49	83	38
IVORY COAST	130	166	77	THAILAND	563	127	60
GHANA	101	299	132	JAPAN	5 363	22 961	10 570
BENIN	53	145	70	HONG KONG	98	721	336
NIGERIA	969	4 711	2 185	AUSTRALIA	17	204	89
CAMEROON	259	836	367	EXPORTS	1 101 449	4 617 687	2 148 793
ZAIRE	192	482	209	FRANCE	81 369	357 750	165 996
ANGOLA	33	72	32	BELGIUM LUX	28 442	130 606	61 078
ETHIOPIA	135	510	243	NETHERLANDS	81 719	283 102	131 941
KENYA	857	2 379	1 099	ITALY	64 724	270 984	126 136
UGANDA	32	225	103	UNTD KINGDOM	100 089	474 102	220 276
TANZANIA	191	917	445	IRELAND	5 912	21 133	10 034
REUNION	34	80	35	DENMARK	48 551	191 184	89 571
MAURITIUS	26	86	39	GREECE	7 627	15 958	7 450
ZIMBABWE	1 070	2 608	1 240	PORTUGAL	3 838	18 568	8 808
REP S AFRICA	1 713	6 672	3 083	SPAIN	37 084	143 519	67 547
USA	138 180	409 196	188 098	CANARY IS	282	1 371	647
CANADA	8 557	31 901	14 911	CEUTA MEL	1	83	36
MEXICO	2 388	9 379	4 315	ICELAND	613	4 323	1 997
BERMUDA	35	73	36	NORWAY	14 187	69 146	41 186
GUATEMALA	65	396	195	SWEDEN	29 529	131 205	61 884
HONDURAS	61	242	102	FINLAND	19 659	96 523	44 939
EL SALVADOR	81	227	102	SWITZERLAND	85 993	224 834	104 892
NICARAGUA	7	140	66	AUSTRIA	29 891	118 082	54 709
COSTA RICA	47	221	104	ANDORRA	67	204	99
PANAMA	38	116	57	MALTA	478	1 833	833
CUBA	132	841	376	YUGOSLAVIA	7 276	26 188	12 407
DOMINIC REP	325	828	380	TURKEY	7 162	15 900	7 459
JAMAICA	23	96	44	SOVIET UNION	5 360	41 889	19 636
BARBADOS	15	73	37	POLAND	3 862	15 294	7 264
TRINIDAD TOB	22	324	148	CZECHOSLOVA	2 786	13 997	6 772
COLOMBIA	1 710	6 338	2 786	HUNGARY	1 914	9 021	4 123
VENEZUELA	2 189	9 192	4 279	ROMANIA	70	293	143
ECUADOR	372	1 333	603	BULGARIA	2 096	7 948	3 599
PERU	620	2 687	1 302	ALBANIA	126	100	45
BRAZIL	3 773	18 994	8 883	MOROCCO	1 706	9 319	4 523
CHILE	486	2 656	1 213	ALGERIA	2 498	11 412	5 349
BOLIVIA	49	124	59	TUNISIA	829	4 091	1 845
PARAGUAY	485	122	57	LIBYA	924	5 435	2 661
URUGUAY	45	267	129	EGYPT	3 380	17 634	8 017
ARGENTINA	995	3 698	1 740	SUDAN	601	2 273	1 004
CYPRUS	49	213	99	CHAD	56	354	175
LEBANON	37	151	70	SENEGAL	13	159	75
SYRIA	428	803	374	IVORY COAST	639	2 886	1 357
IRAQ	250	1 876	827	GHANA	257	1 311	574
IRAN	1 488	8 684	3 876	TOGO	79	148	69
ISRAEL	1 889	7 620	3 538	BENIN	71	205	102
JORDAN	318	1 189	579	NIGERIA	1 731	10 434	4 755
SAUDI ARABIA	1 220	6 218	2 933	CAMEROON	360	1 291	587
KUWAIT	168	936	414	GABON	23	83	38
BAHRAIN	79	388	185	ZAIRE	26	338	158
ARAB EMIRAT	168	845	362	RWANDA	8	74	35
PAKISTAN	1 165	1 499	689	BURUNDI	6	85	38
INDIA	4 259	8 899	4 047	ANGOLA	29	318	143
BANGLADESH	247	841	390				
SRI LANKA	161	523	236				
NEPAL	4	63	31				



## 6 IMPORTS AND EXPORTS (SPECIAL TRADE) BY GROUPS OF THE SITC-REV. II AND BY COUNTRIES OF PRODUCTION AND CONSUMPTION 1986

GROUP COUNTRY	DT = 100 KG	1 000 DM	1 000 \$	GROUP COUNTRY	DT = 100 KG	1 000 DM	1 000 \$
ETHIOPIA	676	3 206	1 413	POLAND	2 009	2 827	1 310
SOMALIA	105	140	60	CZECHOSLOVA	107	137	63
KENYA	1 127	4 583	2 170	HUNGARY	19	81	35
UGANDA	646	2 713	1 312	REP S AFRICA	44	123	60
TANZANIA	299	2 198	995	USA	1 307	6 964	3 228
MOZAMBIQUE	16	152	73	ISRAEL	381	325	145
MADAGASCAR	54	243	117	JAPAN	270	2 394	1 129
REUNION	150	876	417	HONG KONG	253	406	196
MAURITIUS	55	335	156	AUSTRALIA	205	595	278
ZAMBIA	88	481	234				
ZIMBABWE	220	1 370	648	EXPORTS	299 711	1 136 815	529 550
MALAWI	9	63	31	FRANCE	23 252	93 911	43 797
REP S AFRICA	3 149	15 487	7 346	BELGIUM LUX	10 719	35 072	16 285
LESOTHO	12	94	47	NETHERLANDS	29 994	77 535	35 821
USA	206 824	903 233	419 233	ITALY	8 249	31 823	14 867
CANADA	16 249	74 321	34 803	UNTD KINGDOM	18 099	77 188	36 025
MEXICO	6 974	27 838	12 768	IRELAND	3 310	19 179	9 014
GUATEMALA	305	1 031	486	DENMARK	9 026	39 232	18 362
HONDURAS	183	1 108	545	GREECE	3 409	9 200	4 302
EL SALVADOR	109	692	330	PORTUGAL	590	3 361	1 619
NICARAGUA	21	89	43	SPAIN	5 093	22 974	10 816
COSTA RICA	344	1 750	808	CANARY IS	146	946	454
PANAMA	132	1 065	479	ICELAND	592	5 542	2 567
CUBA	392	3 066	1 387	FAROE IS	225	2 575	1 185
HAITI	45	126	61	NORWAY	6 809	42 606	20 057
DOMINIC REP	44	453	204	SWEDEN	5 609	22 691	10 414
ANTIGUA	12	84	37	FINLAND	4 072	17 637	8 208
JAMAICA	46	332	155	SWITZERLAND	14 993	46 703	21 738
ST VINCENT	12	94	39	AUSTRIA	12 893	49 350	23 135
BARBADOS	131	1 034	465	MALTA	129	580	254
TRINIDAD TOB	392	1 333	572	YUGOSLAVIA	3 201	12 236	5 786
NETH ANTILL	12	74	36	TURKEY	5 218	14 724	6 981
COLOMBIA	1 008	6 137	2 834	SOVIET UNION	2 134	16 194	7 567
VENEZUELA	3 719	17 360	8 076	POLAND	1 154	11 371	5 483
ECUADOR	821	3 724	1 698	CZECHOSLOVA	1 113	7 906	3 735
PERU	2 165	4 267	2 043	HUNGARY	899	5 182	2 425
BRAZIL	8 369	45 449	20 880	ROMANIA	21	144	70
CHILE	1 211	2 987	1 378	BULGARIA	1 262	6 535	3 050
BOLIVIA	115	596	278	MOROCCO	264	985	457
PARAGUAY	113	289	126	ALGERIA	500	2 457	1 160
URUGUAY	29	154	72	TUNISIA	346	1 641	779
ARGENTINA	2 929	15 005	7 037	LIBYA	2 672	11 673	5 053
CYPRUS	322	1 424	648	EGYPT	8 957	26 725	12 446
LEBANON	396	1 722	763	SUDAN	132	637	309
SYRIA	913	3 724	1 620	MAURITANIA	23	241	120
IRAQ	143	1 920	838	NIGER	14	79	39
IRAN	408	3 524	1 628	CHAD	39	208	101
ISRAEL	7 387	30 539	13 741	SENEGAL	75	466	222
JORDAN	304	1 459	659	GAMBIA	34	104	48
SAUDI ARABIA	1 676	9 399	4 380	GUINEA	67	156	69
KUWAIT	285	2 415	1 140	IVORY COAST	109	740	355
BAHRAIN	49	385	184	GHANA	48	743	364
QATAR	487	2 684	1 137	TOGO	198	1 264	589
ARAB EMIRAT	1 225	6 053	2 801	BENIN	21	85	38
OMAN	266	268	124	NIGERIA	2 127	7 668	3 442
NORTH YEMEN	165	1 095	496	CAMEROON	182	901	423
SOUTH YEMEN	147	1 017	460	GABON	1 241	4 358	1 948
AFGHANISTAN	289	324	152	CONGO	19	89	43
PAKISTAN	1 423	4 568	2 133	ZAIRE	342	1 243	555
INDIA	5 063	26 822	12 453	RWANDA	51	132	66
BANGLADESH	1 202	2 074	933	BURUNDI	394	749	365
SRI LANKA	522	2 003	931	ETHIOPIA	14	156	75
NEPAL	16	154	69	KENYA	4 655	10 635	5 174
BURMA	86	595	254	UGANDA	4 443	8 380	3 963
THAILAND	5 558	24 446	11 185	TANZANIA	38	219	105
LAOS	45	161	78	SEYCHELLES	33	352	164
VIETNAM	313	1 148	555	MOZAMBIQUE	76	279	135
INDONESIA	3 724	16 307	7 565	MADAGASCAR	52	339	157
MALAYSIA	1 801	8 631	3 933	REUNION	118	452	226
BRUNEI	12	70	34	MAURITIUS	10	121	58
SINGAPORE	4 297	17 692	8 430	ZAMBIA	1 194	1 195	528
PHILIPPINES	1 183	4 587	2 161	ZIMBABWE	340	1 100	511
MONGOLIA	13	205	91	MALAWI	35	346	167
CHINA	15 253	62 731	28 248	REP S AFRICA	2 658	12 129	5 667
NORTH KOREA	117	832	418	USA	30 526	121 548	55 891
SOUTH KOREA	5 582	22 148	10 240	CANADA	5 190	27 689	12 846
JAPAN	55 886	249 311	116 850	GREENLAND	6	87	39
TAIWAN	4 125	17 625	8 115	ST PIERRE	7	119	52
HONG KONG	15 260	56 370	26 904	MEXICO	437	2 155	993
AUSTRALIA	18 743	93 517	43 113	GUATEMALA	447	717	336
PAPUA NEW G	14	177	87	HONDURAS	12	140	68
NEW ZEALAND	3 163	17 349	7 579	EL SALVADOR	42	180	81
NEW CALEDON	94	558	262	COSTA RICA	80	545	264
FR POLYNESIA	44	394	184	PANAMA	128	688	328
				CUBA	548	1 056	521
				HAITI	64	143	69
727 FOOD MACHRY NON-DOMESTIC				DOMINIC REP	101	211	95
IMPORTS	83 502	216 402	100 461	GUADELOUPE	41	241	117
FRANCE	6 798	19 432	8 979	JAMAICA	135	287	129
BELGIUM LUX	2 218	4 725	2 172	TRINIDAD TOB	1 468	4 375	1 999
NETHERLANDS	15 434	48 638	22 618	NETH ANTILL	13	69	36
ITALY	20 204	44 060	20 459	COLOMBIA	407	2 438	1 192
UNTD KINGDOM	1 817	7 060	3 276	VENEZUELA	2 926	7 344	3 434
IRELAND	31	91	40	SURINAME	10	87	41
DENMARK	6 313	15 261	7 002	FRENCH GUIAN	511	2 028	911
SPAIN	228	515	239	ECUADOR	470	1 439	687
NORWAY	1 815	2 704	1 220	PERU	158	939	440
SWEDEN	1 230	3 992	1 863	BRAZIL	621	2 342	1 115
FINLAND	557	1 934	898	CHILE	465	1 710	803
SWITZERLAND	15 406	32 865	15 320	BOLIVIA	34	251	118
AUSTRIA	6 361	20 199	9 415	PARAGUAY	584	851	392
YUGOSLAVIA	62	99	46	URUGUAY	516	4 364	1 999
SOVIET UNION	99	558	277	ARGENTINA	2 073	6 280	2 979



6 IMPORTS AND EXPORTS (SPECIAL TRADE) BY GROUPS OF THE SITC-REV. 11 AND BY COUNTRIES OF PRODUCTION AND CONSUMPTION 1986

GROUP COUNTRY	DT = 100 KG	1 000 DM	1 000 \$	GROUP COUNTRY	DT = 100 KG	1 000 DM	1 000 \$
CYPRUS	269	1 109	523	FAROE IS	46	361	176
LEBANON	7	110	53	NORWAY	56 707	133 491	61 817
SYRIA	1 234	6 428	3 003	SWEDEN	108 164	290 531	134 600
IRAQ	494	2 398	1 066	FINLAND	53 126	142 726	66 187
IRAN	662	3 465	1 617	SWITZERLAND	183 583	541 361	252 308
ISRAEL	4 160	14 731	6 817	AUSTRIA	208 158	492 910	228 527
JORDAN	570	1 950	894	ANDORRA	51	388	183
SAUDI ARABIA	911	3 973	1 765	MALTA	1 666	5 210	2 431
KUWAIT	469	2 688	1 181	YUGOSLAVIA	49 931	168 594	78 565
BAHRAIN	59	310	145	TURKEY	96 927	142 552	65 055
ARAB EMIRAT	707	4 222	2 004	SOVIET UNION	110 095	491 257	230 132
OMAN	11	93	45	POLAND	42 486	116 773	54 884
NORTH YEMEN	621	1 728	799	CZECHOSLOVA	50 996	181 138	85 558
SOUTH YEMEN	27	183	88	HUNGARY	21 034	86 890	40 662
PAKISTAN	484	2 336	1 115	ROMANIA	612	4 017	1 831
INDIA	732	3 351	1 509	BULGARIA	29 372	111 468	52 356
BANGLADESH	2 333	3 263	1 457	ALBANIA	330	1 377	660
SRI LANKA	83	237	112	MOROCCO	2 442	10 940	5 045
THAILAND	465	1 868	894	ALGERIA	16 464	52 500	24 016
LAOS	30	118	55	TUNISIA	2 644	9 585	4 421
VIETNAM	21	74	32	LIBYA	17 714	37 968	17 309
INDONESIA	1 423	5 751	2 686	EGYPT	73 521	184 511	85 240
MALAYSIA	1 196	3 150	1 475	SUDAN	778	3 198	1 541
SINGAPORE	471	2 029	952	MAURITANIA	98	263	120
PHILIPPINES	212	1 354	666	MALI	258	801	364
CHINA	16 957	47 520	22 796	BURKINA FASO	23	131	62
NORTH KOREA	81	1 129	557	CHAD	145	588	286
SOUTH KOREA	5 056	17 116	7 942	CAPE VERDE	26	71	32
JAPAN	3 989	22 305	10 294	SENEGAL	160	1 444	665
TAIWAN	346	1 562	728	GAMBIA	65	230	103
HONG KONG	505	2 688	1 251	GUINEA	750	1 357	644
AUSTRALIA	2 562	11 681	5 260	SIERRA LEONE	844	972	471
PAPUA NEW G	74	538	247	LIBERIA	2 686	4 204	1 997
NEW ZEALAND	539	2 625	1 200	IVORY COAST	2 210	7 638	3 555
NEW CALEDON	10	71	33	GHANA	5 655	9 068	4 192
WEST SAMOA	36	197	88	TOGO	80	305	141
				BENIN	253	657	315
726 OTH MACHV EOR SPCL INDUS				NIGERIA	14 677	40 151	18 237
IMPORTS	1 068 755	2 762 869	1 282 582	CAMEROON	2 036	6 242	2 978
FRANCE	116 477	249 691	115 431	CENT AFR REP	254	754	347
BELGIUM LUX	80 576	114 601	53 529	GABON	445	1 508	687
NETHERLANDS	125 535	302 152	139 982	CONGO	212	961	436
ITALY	175 478	341 878	157 945	ZAIRE	2 650	7 266	3 336
UNTD KINGDOM	49 173	173 541	80 267	RWANDA	150	472	214
IRELAND	2 234	3 366	1 560	BURUNDI	350	1 030	490
DENMARK	25 280	57 798	27 074	ANGOLA	686	2 300	1 078
GREECE	189	453	209	ETHIOPIA	787	4 295	1 985
PORTUGAL	2 248	15 323	7 132	SOMALIA	379	546	248
SPAIN	9 220	15 405	7 157	KENYA	1 840	6 946	3 251
NORWAY	5 933	18 369	8 477	UGANDA	1 431	2 469	1 207
SWEDEN	43 404	119 726	55 580	TANZANIA	713	2 429	1 134
FINLAND	10 503	22 542	10 702	SEYCHELLES	22	217	107
SWITZERLAND	108 689	497 665	231 828	MOZAMBIQUE	33	519	242
AUSTRIA	147 064	283 642	132 238	MADAGASCAR	635	3 339	1 589
MALTA	161	142	65	REUNION	151	571	264
YUGOSLAVIA	15 393	7 785	3 545	MAURITIUS	1 313	2 113	955
TURKEY	4 765	3 160	1 494	ZAMBIA	771	2 885	1 312
SOVIET UNION	18 094	5 099	2 350	ZIMBABWE	1 056	3 507	1 635
POLAND	6 946	3 089	1 412	MALAWI	459	796	378
CZECHOSLOVA	8 577	6 698	3 092	REP S AFRICA	27 168	65 559	30 193
HUNGARY	33 859	14 607	6 846	SWAZILAND	83	224	95
ROMANIA	5 665	1 585	697	LESOTHO	69	88	44
BULGARIA	1 168	651	314	USA	520 825	1 481 158	688 183
MOROCCO	115	73	30	CANADA	78 019	222 617	103 227
TANZANIA	39	100	44	MEXICO	14 356	69 146	31 555
REP S AFRICA	6 836	4 211	1 921	GUATEMALA	1 919	2 937	1 354
USA	34 391	303 625	140 359	HONDURAS	283	1 464	679
CANADA	3 206	13 281	6 088	EL SALVADOR	792	1 982	921
MEXICO	54	253	120	NICARAGUA	161	845	412
EL SALVADOR	10	227	101	COSTA RICA	742	2 375	1 092
VENEZUELA	12	88	37	PANAMA	1 023	2 965	1 275
PERU	98	99	50	CUBA	853	5 869	2 648
BRAZIL	814	1 656	765	HAITI	134	655	293
IRAQ	119	185	77	DOMINIC REP	2 365	5 137	2 465
ISRAEL	929	6 246	2 939	GUADELOUPE	33	70	33
SAUDI ARABIA	211	230	112	MARTINIQUE	127	624	305
INDIA	165	170	78	CAYMAN IS	235	327	164
MALAYSIA	178	625	288	JAMAICA	58	485	224
SINGAPORE	404	1 297	585	BARBADOS	132	393	173
PHILIPPINES	35	108	48	TRINIDAD TOB	630	3 381	1 583
CHINA	87	120	55	NETH ANTILL	40	266	125
SOUTH KOREA	33	228	106	COLOMBIA	6 408	25 028	11 610
JAPAN	19 371	165 225	77 145	VENEZUELA	14 924	64 879	30 086
TAIWAN	4 345	3 323	1 554	GUYANA	214	818	392
HONG KONG	150	823	371	SURINAME	292	805	361
AUSTRALIA	391	1 266	580	FRENCH GUIAN	1 374	1 965	867
EXPORTS	3 897 315	11 208 714	5 197 170	ECUADOR	3 392	11 415	5 269
FRANCE	353 841	951 976	440 445	PERU	1 614	5 209	2 467
BELGIUM LUX	207 256	464 796	216 102	BRAZIL	14 572	64 655	30 026
NETHERLANDS	268 577	619 743	287 756	CHILE	8 536	18 721	8 649
ITALY	155 723	485 804	225 638	BOLIVIA	1 011	2 995	1 418
UNTD KINGDOM	227 829	741 669	343 489	PARAGUAY	229	2 268	1 101
IRELAND	16 931	48 106	22 197	URUGUAY	526	1 652	793
DENMARK	91 141	223 253	103 666	ARGENTINA	8 207	35 990	16 782
GREECE	39 243	79 066	36 935	CYPRUS	3 292	7 997	3 648
PORTUGAL	13 645	52 218	24 436	LEBANON	857	1 693	786
SPAIN	73 985	229 744	107 204	SYRIA	5 488	10 379	4 691
CANARY IS	1 869	8 095	3 799	IRAQ	12 604	50 284	22 639
CEUTA MEL	18	111	51	IRAN	30 959	76 717	34 959
ICELAND	1 366	3 498	1 592	ISRAEL	30 056	88 431	40 811
				JORDAN	3 755	10 423	4 935
				SAUDI ARABIA	27 604	58 016	26 588
				KUWAIT	10 303	31 179	13 767
				BAHRAIN	854	2 218	1 006



## 6 IMPORTS AND EXPORTS (SPECIAL TRADE) BY GROUPS OF THE SITC-REV. 11 AND BY COUNTRIES OF PRODUCTION AND CONSUMPTION 1986

GROUP COUNTRY	DT = 100 KG	1 000 DM	1 000 \$	GROUP COUNTRY	DT = 100 KG	1 000 DM	1 000 \$
QATAR	583	1 860	850	MALTA	227	1 364	628
ARAB EMIRAT	9 140	20 532	9 394	YUGOSLAVIA	63 735	177 877	83 486
OMAN	6 102	9 266	4 178	TURKEY	46 037	63 822	29 747
NORTH YEMEN	1 640	6 306	2 907	SOVIET UNION	109 087	636 708	293 866
SOUTH YEMEN	112	402	189	POLAND	11 399	70 789	32 353
AFGHANISTAN	56	194	87	CZECHOSLOVA	15 170	86 315	41 417
PAKISTAN	5 813	15 236	7 049	HUNGARY	11 498	53 502	24 932
INDIA	46 598	147 510	69 157	ROMANIA	990	4 602	2 201
BANGLADESH	2 000	5 229	2 437	BULGARIA	24 582	133 647	63 792
SRI LANKA	1 537	4 333	1 992	ALBANIA	10	95	47
NEPAL	80	346	168	MOROCCO	1 348	2 693	1 230
BHUTAN	873	2 562	1 141	ALGERIA	4 948	24 924	11 324
BURMA	415	1 454	640	TUNISIA	918	3 328	1 473
THAILAND	10 676	24 539	11 316	LIBYA	4 631	23 853	11 448
VIETNAM	234	491	231	EGYPT	7 328	28 490	13 000
INDONESIA	11 382	62 494	28 665	SUDAN	330	1 373	635
MALAYSIA	7 963	29 216	13 475	MALI	116	320	155
BRUNEI	13	111	52	SENEGAL	8	70	32
SINGAPORE	10 535	42 063	19 360	LIBERIA	66	221	101
PHILIPPINES	1 946	13 324	6 139	IVORY COAST	445	695	322
MONGOLIA	28	227	101	GHANA	1 172	2 367	1 116
CHINA	120 891	443 568	203 510	TOGO	36	122	58
NORTH KOREA	4 957	11 845	5 221	BENIN	217	310	136
SOUTH KOREA	35 001	133 335	61 246	NIGERIA	5 237	28 326	12 822
JAPAN	45 822	220 907	102 168	CAMEROON	116	496	235
TAIWAN	26 148	76 141	35 210	CENT AFR REP	259	145	73
HONG KONG	14 389	50 251	22 805	GABON	55	211	101
MACAO	2 341	2 213	1 102	CONGO	15	116	55
AUSTRALIA	54 060	156 518	72 131	ZAIRE	276	764	359
PAPUA NEW G	1 179	1 804	841	RWANDA	57	324	136
NEW ZEALAND	14 214	43 061	19 841	BURUNDI	69	449	206
NEW CALEDON	133	313	143	ANGOLA	383	1 329	637
FIJI	254	864	395	ETHIOPIA	188	389	180
WEST SAMOA	126	133	64	KENYA	542	2 176	974
FR POLYNESIA	225	399	179	UGANDA	367	1 521	697
				TANZANIA	360	759	343
				MOZAMBIQUE	114	385	186
				MADAGASCAR	10	82	38
				MAURITIUS	40	86	41
				ZAMBIA	408	1 232	578
				ZIMBABWE	1 033	3 158	1 459
				MALAWI	263	960	405
				REP S AFRICA	8 342	25 668	11 795
				USA	277 275	1 026 618	475 776
				CANADA	111 547	192 875	90 691
				ST PIERRE	30	191	78
				MEXICO	32 756	75 128	34 766
				GUATEMALA	299	492	245
				HONDURAS	160	451	206
				EL SALVADOR	351	663	325
				NICARAGUA	20	126	59
				COSTA RICA	147	824	374
				PANAMA	503	642	283
				CUBA	255	1 636	776
				HAITI	74	206	98
				DOMINIC REP	570	6 202	2 964
				JAMAICA	7	117	56
				BARBADOS	13	138	64
				TRINIDAD TOB	384	1 506	693
				COLOMBIA	1 935	4 769	2 223
				VENEZUELA	1 725	9 882	4 635
				SURINAME	18	97	44
				ECUADOR	702	2 233	1 013
				PERU	228	1 003	474
				BRAZIL	17 515	88 330	41 002
				CHILE	1 962	3 459	1 553
				BOLIVIA	204	254	121
				PARAGUAY	440	94	42
				URUGUAY	66	115	59
				ARGENTINA	8 172	15 924	7 391
				CYPRUS	171	409	183
				LEBANON	246	395	172
				SYRIA	1 239	3 059	1 377
				IRAQ	3 420	17 916	7 886
				IRAN	23 602	101 314	46 872
				ISRAEL	7 224	35 346	16 273
				JORDAN	813	2 007	944
				SAUDI ARABIA	8 547	21 973	9 969
				KUWAIT	783	3 939	1 902
				BAHRAIN	116	543	254
				QATAR	80	119	51
				ARAB EMIRAT	953	3 041	1 374
				OMAN	1 811	5 712	2 613
				NORTH YEMEN	177	1 295	604
				SOUTH YEMEN	1	142	71
				AFGHANISTAN	41	156	68
				PAKISTAN	4 052	14 367	6 704
				INDIA	53 087	146 296	67 220
				BANGLADESH	187	1 231	601
				SRI LANKA	497	2 116	968
				NEPAL	151	500	219
				BURMA	362	1 867	842
				THAILAND	16 146	8 003	3 675
				VIETNAM	265	571	276
				INDONESIA	5 640	14 668	6 757
				MALAYSIA	1 182	5 210	2 388
				SINGAPORE	3 249	17 725	8 176
				PHILIPPINES	433	1 924	885
				CHINA	123 636	440 832	203 504
				NORTH KOREA	180	791	388
				SOUTH KOREA	28 484	102 000	46 540
				JAPAN	46 734	213 373	100 304
				TAIWAN	8 744	33 972	15 443
				HONG KONG	1 765	8 400	3 872
736 MACHINE TOOLS FOR METAL							
IMPORTS	1 212 634	2 860 715	1 329 626				
FRANCE	130 466	169 024	78 597				
BELGIUM LUX	56 375	76 890	36 685				
NETHERLANDS	43 887	72 328	33 696				
ITALY	140 107	345 120	161 352				
UNTD KINGDOM	57 517	140 244	65 305				
IRELAND	2 821	7 121	3 245				
DENMARK	17 849	23 962	11 206				
GREECE	220	381	169				
PORTUGAL	1 128	2 140	1 002				
SPAIN	75 330	87 844	40 638				
NORWAY	1 087	2 225	1 031				
SWEDEN	23 808	72 925	34 013				
FINLAND	1 354	3 152	1 469				
SWITZERLAND	212 061	910 688	424 411				
AUSTRIA	54 723	127 845	59 383				
MALTA	6	102	44				
YUGOSLAVIA	18 442	20 370	9 469				
TURKEY	3 164	1 183	537				
SOVIET UNION	18 113	13 517	6 211				
POLAND	12 524	13 075	6 085				
CZECHOSLOVA	48 339	33 638	15 740				
HUNGARY	14 663	15 848	7 163				
ROMANIA	4 923	3 453	1 567				
BULGARIA	12 497	7 183	3 334				
KENYA	18	80	37				
REP S AFRICA	1 538	1 762	810				
USA	28 042	106 267	49 936				
CANADA	1 680	2 196	966				
COLOMBIA	147	118	53				
BRAZIL	6 800	8 920	4 134				
IRAQ	84	585	261				
IRAN	297	949	407				
ISRAEL	3 032	13 285	6 226				
SAUDI ARABIA	133	196	98				
ARAB EMIRAT	327	302	129				
INDIA	4 908	4 777	2 235				
SINGAPORE	1 777	3 347	1 522				
CHINA	17 047	12 726	5 859				
SOUTH KOREA	7 943	9 633	4 443				
JAPAN	142 077	508 130	234 847				
TAIWAN	43 515	32 146	15 027				
HONG KONG	84	199	95				
AUSTRALIA	562	555	261				
EXPORTS	2 230 792	7 672 823	3 569 657				
FRANCE	175 582	565 631	262 585				
BELGIUM LUX	73 320	205 558	96 287				
NETHERLANDS	134 868	328 304	151 984				
ITALY	109 767	357 602	167 536				
UNTD KINGDOM	127 912	476 877	222 168				
IRELAND	5 035	17 821	8 365				
DENMARK	34 869	121 382	56 323				
GREECE	10 371	15 519	7 291				
PORTUGAL	7 299	21 688	10 067				
SPAIN	32 451	83 691	39 344				
CANARY IS	45	75	38				
CEUTA MEL	11	74	33				
ICELAND	193	771	358				
NORWAY	19 330	69 300	32 318				
SWEDEN	63 491	263 809	123 677				
FINLAND	17 624	61 487	28 319				
SWITZERLAND	152 869	529 582	246 581				
AUSTRIA	117 983	440 953	208 131				



## 6 IMPORTS AND EXPORTS (SPECIAL TRADE) BY GROUPS OF THE SITC-REV. 11 AND BY COUNTRIES OF PRODUCTION AND CONSUMPTION 1986

GROUP COUNTRY	DT * 100 KG	1 000 DM	1 000 \$	GROUP COUNTRY	DT * 100 KG	1 000 DM	1 000 \$
AUSTRALIA	17 858	71 441	33 469	IRAQ	615	2 837	1 295
NEW ZEALAND	2 668	9 058	4 152	IRAN	4 472	13 337	6 090
FR POLYNESIA	53	144	61	ISRAEL	677	4 916	2 270
				JORDAN	20	131	60
737 METALWORKING MACHNRY NES				SAUDI ARABIA	2 173	4 334	2 002
IMPORTS	527 991	598 927	276 451	KUWAIT	39	283	126
FRANCE	99 648	68 552	30 951	QATAR	203	122	57
BELGIUM LUX	126 618	62 314	28 828	ARAB EMIRAT	419	546	246
NETHERLANDS	38 737	51 829	23 257	OMAN	36	119	57
ITALY	61 607	114 147	53 062	PAKISTAN	305	1 072	517
UNTD KINGDOM	41 801	33 210	15 353	INDIA	5 562	24 226	10 931
IRELAND	336	1 870	873	SRI LANKA	201	340	163
DENMARK	5 246	10 393	4 840	BURMA	101	1 101	486
GREECE	1 010	518	239	THAILAND	102	516	232
SPAIN	24 995	15 081	6 883	VIETNAM	9	249	111
NORWAY	584	807	374	INDONESIA	6 460	9 873	4 617
SWEDEN	21 169	21 943	10 073	MALAYSIA	228	2 550	1 164
FINLAND	5 261	6 202	2 943	SINGAPORE	435	3 280	1 500
SWITZERLAND	19 141	93 292	43 294	PHILIPPINES	188	381	173
AUSTRIA	41 669	39 713	18 553	CHINA	123 103	147 316	69 058
YUGOSLAVIA	5 167	2 332	1 065	SOUTH KOREA	33 963	60 745	27 762
TURKEY	14	103	51	JAPAN	4 368	26 201	12 376
SOVIET UNION	368	108	52	TAIWAN	1 149	4 077	1 958
POLAND	1 814	1 156	544	HONG KONG	1 435	3 195	1 478
CZECHOSLOVA	656	472	230	AUSTRALIA	3 598	16 184	7 649
HUNGARY	5 394	3 477	1 619	NEW ZEALAND	575	3 130	1 408
ROMANIA	326	256	115				
TUNISIA	6	120	60	741 HEATING, COOLING EQUIPMNT			
EGYPT	2 603	1 655	776	IMPORTS	808 944	1 704 447	789 541
USA	4 384	35 279	16 284	FRANCE	129 620	232 110	107 883
CANADA	136	619	287	BELGIUM LUX	42 918	48 461	22 529
BRAZIL	254	112	52	NETHERLANDS	56 916	136 392	63 100
ISRAEL	116	1 597	688	ITALY	138 507	239 489	111 100
MALAYSIA	129	87	38	UNTD KINGDOM	39 027	80 671	37 451
CHINA	19	216	109	IRELAND	5 396	15 589	7 260
SOUTH KOREA	1 672	1 419	659	DENMARK	42 294	82 048	38 137
JAPAN	13 656	24 234	11 576	GREECE	860	1 201	577
TAIWAN	253	390	182	PORTUGAL	295	382	168
HONG KONG	2 960	5 118	2 403	SPAIN	29 681	28 891	13 441
EXPORTS	1 015 725	1 640 384	760 344	NORWAY	4 161	5 233	2 467
FRANCE	149 328	130 719	60 327	SWEDEN	40 144	73 414	34 149
BELGIUM LUX	164 905	134 517	62 492	FINLAND	12 273	17 981	8 328
NETHERLANDS	76 511	108 507	50 211	SWITZERLAND	55 719	237 149	110 008
ITALY	36 637	105 407	48 346	AUSTRIA	93 788	125 217	58 079
UNTD KINGDOM	43 600	89 449	41 393	MALTA	19	143	69
IRELAND	540	3 293	1 555	YUGOSLAVIA	9 023	7 509	3 472
DENMARK	9 052	34 819	16 104	TURKEY	2 047	1 862	865
GREECE	2 656	4 353	2 065	POLAND	4 089	1 268	581
PORTUGAL	2 305	4 980	2 364	CZECHOSLOVA	5 545	3 086	1 422
SPAIN	14 518	40 877	19 205	HUNGARY	4 313	2 811	1 319
ICELAND	55	323	145	ALGERIA	1	291	131
NORWAY	23 742	19 333	8 894	EGYPT	7	578	280
SWEDEN	12 597	31 730	14 740	REP S AFRICA	1 333	965	443
FINLAND	9 125	28 355	13 173	USA	59 839	267 564	123 071
SWITZERLAND	23 143	65 136	30 150	CANADA	980	2 697	1 263
AUSTRIA	62 710	77 351	35 436	BRAZIL	346	908	426
MALTA	85	813	377	CHILE	1	101	47
YUGOSLAVIA	20 006	47 140	21 617	SYRIA	106	83	36
TURKEY	9 777	9 625	4 382	IRAQ	193	639	282
SOVIET UNION	6 948	65 790	30 924	IRAN	1	193	90
POLAND	6 309	12 988	5 995	ISRAEL	762	2 539	1 157
CZECHOSLOVA	3 759	22 155	10 721	JORDAN	1	84	36
HUNGARY	5 811	11 649	5 423	SAUDI ARABIA	14	369	167
ROMANIA	58	199	98	KUWAIT	1	121	52
BULGARIA	2 399	13 968	6 628	PAKISTAN	4	117	54
MOROCCO	207	481	223	INDIA	9	278	137
ALGERIA	6 841	8 059	3 712	MALAYSIA	290	399	164
TUNISIA	42	423	192	SINGAPORE	3 004	7 235	3 223
LIBYA	5 350	8 207	3 651	CHINA	16	105	51
EGYPT	6 527	9 624	4 562	JAPAN	24 889	76 055	34 998
MALI	21	69	32	TAIWAN	59	146	62
SENEGAL	4	69	31	HONG KONG	359	1 253	577
LIBERIA	49	269	123	AUSTRALIA	97	341	163
GHANA	32	141	68	NEW ZEALAND	2	71	34
NIGERIA	1 236	5 688	2 650	EXPORTS	1 970 851	4 632 787	2 147 310
ZAIRE	38	174	83	FRANCE	169 140	345 316	159 969
ANGOLA	60	221	97	BELGIUM LUX	132 696	239 192	110 721
KENYA	415	403	185	NETHERLANDS	223 795	346 651	160 337
TANZANIA	16	69	35	ITALY	77 289	199 579	92 513
ZAMBIA	22	119	56	UNTD KINGDOM	99 019	236 364	108 475
ZIMBABWE	412	255	115	IRELAND	7 385	16 359	7 621
MALAWI	103	97	44	DENMARK	47 734	90 918	42 167
REP S AFRICA	6 971	11 986	5 489	GREECE	17 842	46 483	21 573
USA	39 709	109 923	50 759	PORTUGAL	16 473	31 746	14 598
CANADA	34 140	36 964	17 432	SPAIN	27 633	75 584	35 305
MEXICO	6 595	16 578	7 793	CANARY IS	1 028	2 432	1 153
GUATEMALA	7	69	32	ICELAND	567	1 546	712
COSTA RICA	26	93	41	NORWAY	33 074	77 432	35 126
CUBA	28	318	139	SWEDEN	57 328	126 215	58 688
TRINIDAD TOB	520	1 749	818	FINLAND	26 191	61 145	28 407
COLOMBIA	1 026	1 507	683	SWITZERLAND	119 665	288 513	133 641
VENEZUELA	21 333	14 391	6 622	AUSTRIA	137 719	279 884	130 270
ECUADOR	187	349	164	MALTA	1 905	1 680	768
PERU	76	386	176	YUGOSLAVIA	32 394	118 839	55 352
BRAZIL	2 627	11 446	5 173	TURKEY	29 876	72 503	33 365
CHILE	1 241	1 189	546	SOVIET UNION	32 606	125 101	57 395
BOLIVIA	20	76	35	POLAND	6 726	27 254	12 711
ARGENTINA	2 149	2 455	1 136	CZECHOSLOVA	11 965	53 877	25 797
CYPRUS	32	108	46	HUNGARY	13 407	50 001	22 882
SYRIA	356	666	299	ROMANIA	804	4 058	1 855



## 6 IMPORTS AND EXPORTS (SPECIAL TRADE) BY GROUPS OF THE SITC-REV. 11 AND BY COUNTRIES OF PRODUCTION AND CONSUMPTION 1986

GROUP COUNTRY	DT = 100 KG	1 000 DM	1 000 \$	GROUP COUNTRY	DT = 100 KG	1 000 DM	1 000 \$
BULGARIA	8 603	30 645	14 556	SOUTH KOREA	17 788	48 657	23 101
ALBANIA	185	563	251	JAPAN	16 610	73 704	33 890
MOROCCO	632	2 267	1 046	TAIWAN	14 069	38 501	18 206
ALGERIA	11 094	16 247	7 594	HONG KONG	5 205	15 172	7 180
TUNISIA	7 852	9 968	4 599	AUSTRALIA	14 722	33 794	15 542
LIBYA	9 522	37 278	17 289	PAPUA NEW G	85	154	67
EGYPT	63 414	111 433	51 658	NEW ZEALAND	3 567	11 750	5 460
SUDAN	2 750	4 063	1 936	SOLOMON IS	48	94	42
BURKINA FASO	157	135	65	AMER OCEANIA	21	105	51
CAPE VERDE	73	90	45	NEW CALEDON	105	239	112
SENEGAL	47	155	72	FR POLYNESIA	15	71	33
GAMBIA	165	206	99				
GUIN BISSAU	27	97	46	742 PUMPS FOR LIQUIDS ETC			
GUINEA	104	157	74				
SIERRA LEONE	43	193	92	IMPORTS	499 874	1 011 415	466 883
LIBERIA	45	224	97				
IVORY COAST	887	2 829	1 371	FRANCE	54 145	174 728	80 609
GHANA	483	1 387	634	BELGIUM LUX	7 491	15 436	7 124
TOGO	82	192	95	NETHERLANDS	36 889	70 587	32 626
BENIN	14	106	48	ITALY	58 272	104 199	48 025
NIGERIA	9 914	29 425	13 703	UNTD KINGDOM	25 587	60 805	28 172
CAMEROON	744	3 774	1 729	IRELAND	13 227	24 510	11 274
CENT AFR REP	33	81	37	DENMARK	155 408	107 028	49 423
GABON	560	986	454	GREECE	47	346	154
CONGO	420	980	479	PORTUGAL	166	391	177
ZAIRE	1 065	2 238	1 085	SPAIN	9 080	11 846	5 506
RWANDA	23	146	71	NORWAY	1 323	6 017	2 803
BURUNDI	34	72	33	SWEDEN	12 976	32 539	15 091
ANGOLA	507	1 390	602	FINLAND	2 197	6 590	3 062
ETHIOPIA	408	1 092	507	SWITZERLAND	35 357	121 189	56 110
SOMALIA	39	176	82	AUSTRIA	20 793	37 573	17 390
KENYA	2 495	6 570	3 060	MALTA	2	274	129
UGANDA	49	402	190	YUGOSLAVIA	4 536	3 995	1 856
TANZANIA	360	1 375	642	TURKEY	94	173	80
MOZAMBIQUE	43	96	43	POLAND	1 430	267	118
MADAGASCAR	66	128	62	CZECHOSLOVA	3 410	3 247	1 501
MAURITIUS	1 785	1 134	525	HUNGARY	1 701	2 151	986
ZAMBIA	462	1 086	472	ROMANIA	15	67	30
ZIMBABWE	582	1 485	686	MOROCCO		70	34
MALAWI	15	75	33	ALGERIA		179	83
REP S AFRICA	14 042	36 675	16 936	TUNISIA		84	37
BOTSWANA	42	686	304	EGYPT	37	235	108
USA	114 860	340 015	157 109	SUDAN	3	169	72
CANADA	17 167	47 656	21 923	ETHIOPIA		212	94
MEXICO	5 419	18 628	8 652	KENYA		124	57
GUATEMALA	352	1 653	789	REP S AFRICA	117	347	159
HONDURAS	127	364	171	USA	34 644	121 557	55 726
EL SALVADOR	268	713	347	CANADA	1 216	2 102	992
NICARAGUA	55	182	85	MEXICO	307	575	275
COSTA RICA	1 182	1 924	932	PERU	91	292	135
PANAMA	477	1 126	545	BRAZIL	1 429	6 012	2 837
CUBA	347	2 987	1 275	ARGENTINA	80	1 743	815
HAITI	165	268	113	SYRIA		67	31
BAHAMAS	14	75	37	IRAQ	30	500	225
WEST INDIES	29	223	91	IRAN	1	96	43
DOMINIC REP	621	1 571	727	ISRAEL	87	598	278
GUADELOUPE	330	719	343	SAUDI ARABIA	205	1 305	591
JAMAICA	468	860	399	KUWAIT	4	706	327
BARBADOS	5	76	35	NORTH YEMEN	1	358	165
TRINIDAD TOB	1 528	1 022	457	PAKISTAN	1	70	35
NETH ANTILL	150	526	233	INDIA	2 289	10 529	4 830
COLOMBIA	1 197	4 953	2 296	SRI LANKA	3	96	46
VENEZUELA	6 250	17 965	8 291	THAILAND	20	93	44
SURINAME	162	686	336	INDONESIA		119	58
ECUADOR	3 564	5 273	2 359	SINGAPORE	235	870	398
PERU	1 808	6 164	2 895	CHINA	234	130	58
BRAZIL	1 539	13 061	6 076	SOUTH KOREA	66	246	112
CHILE	3 227	9 265	4 390	JAPAN	13 474	75 727	34 952
BOLIVIA	209	778	368	TAIWAN	272	583	265
PARAGUAY	3 440	4 054	1 848	HONG KONG	318	590	265
URUGUAY	379	1 124	525	AUSTRALIA	36	391	178
ARGENTINA	5 906	12 219	5 725				
CYPRUS	1 642	3 412	1 632	EXPORTS	853 954	3 489 946	1 615 283
LEBANON	786	2 630	1 215				
SYRIA	15 373	19 164	8 975	FRANCE	109 160	481 775	222 582
IRAQ	7 570	30 042	13 905	BELGIUM LUX	35 212	134 682	62 195
IRAN	24 856	81 903	37 968	NETHERLANDS	60 408	220 431	102 244
ISRAEL	10 689	34 266	15 948	ITALY	80 124	407 948	188 732
JORDAN	3 068	3 777	1 744	UNTD KINGDOM	47 090	239 625	110 706
SAUDI ARABIA	26 691	39 921	18 290	IRELAND	17 296	20 863	9 701
KUWAIT	6 061	11 656	5 322	DENMARK	17 179	61 378	28 414
BAHRAIN	316	1 023	462	GREECE	7 170	21 176	9 874
QATAR	124	425	195	PORTUGAL	1 362	8 083	3 746
ARAB EMIRAT	6 330	11 063	5 078	SPAIN	14 432	57 775	26 898
OMAN	954	2 391	1 096	CANARY IS	70	489	217
NORTH YEMEN	1 309	4 589	2 007	CEUTA MEL	38	114	56
SOUTH YEMEN	96	530	250	ICELAND	516	1 424	671
AFGHANISTAN	287	498	231	FAROE IS	222	354	176
PAKISTAN	12 141	48 318	22 145	NORWAY	14 852	56 942	26 177
INDIA	13 031	54 853	25 627	SWEDEN	69 010	240 471	111 678
BANGLADESH	2 900	6 185	2 913	FINLAND	9 938	49 783	23 098
MALDIVES	51	66	30	SWITZERLAND	44 637	141 097	65 477
SRI LANKA	953	2 442	1 139	AUSTRIA	49 559	214 515	99 202
NEPAL	335	685	306	MALTA	43	501	230
BHUTAN	109	294	126	YUGOSLAVIA	8 557	49 193	22 841
BURMA	4 975	2 272	1 011	TURKEY	7 633	26 976	12 344
THAILAND	5 672	15 055	6 905	SOVIET UNION	12 460	54 245	25 170
VIETNAM	64	402	197	POLAND	3 341	17 384	8 148
INDONESIA	13 749	35 418	16 693	CZECHOSLOVA	6 569	28 813	13 580
MALAYSIA	5 300	13 606	6 122	HUNGARY	10 917	41 278	19 193
SINGAPORE	5 042	17 688	8 346	ROMANIA	292	1 895	874
PHILIPPINES	1 300	2 611	1 213	BULGARIA	3 996	13 176	6 174
CHINA	89 573	231 733	108 427	ALBANIA	8	109	52
NORTH KOREA	1 648	7 869	3 637	MOROCCO	819	3 831	1 799



## 6 IMPORTS AND EXPORTS (SPECIAL TRADE) BY GROUPS OF THE SITC-REV. 11 AND BY COUNTRIES OF PRODUCTION AND CONSUMPTION 1986

GROUP COUNTRY	DT * 100 KG	1 000 DM	1 000 \$	GROUP COUNTRY	DT * 100 KG	1 000 DM	1 000 \$
ALGERIA	6 927	32 758	14 690	743 PUMPS NES,CENTRFUGES ETC			
TUNISIA	660	3 020	1 381				
LIBYA	5 482	24 343	11 099	IMPORTS	1 148 878	1 963 961	906 607
EGYPT	9 241	29 079	13 498	FRANCE	117 140	191 776	89 005
SUDAN	283	1 227	553	BELGIUM LUX	66 226	119 764	55 467
MAURITANIA	236	609	286	NETHERLANDS	43 067	95 135	44 205
MALI	645	989	464	ITALY	210 131	217 632	100 337
BURKINA FASO	560	1 038	486	UNTD KINGDOM	60 680	190 125	87 936
NIGER	74	119	53	IRELAND	5 971	6 686	3 058
CHAD	109	93	40	DENMARK	112 737	88 877	41 342
CAPE VERDE	39	165	79	GREECE	92	659	297
SENEGAL	119	373	169	PORTUGAL	1 881	1 715	829
GAMBIA	117	293	143	SPAIN	62 204	83 831	38 830
GUIN BISSAU	31	72	32	CANARY IS	11	174	76
GUINEA	322	555	267	NORWAY	2 115	6 265	2 893
SIERRA LEONE	50	168	81	SWEDEN	42 640	76 721	35 423
LIBERIA	534	2 007	919	FINLAND	2 253	4 468	2 045
IVORY COAST	88	608	279	SWITZERLAND	46 870	163 500	75 666
GHANA	347	1 349	595	AUSTRIA	104 465	125 373	57 972
TOGO	197	349	165	MALTA	4	396	180
BENIN	105	425	208	YUGOSLAVIA	38 168	34 484	15 807
NIGERIA	1 786	9 213	4 065	TURKEY	199	2 713	1 332
CAMEROON	93	589	277	POLAND	47 081	8 572	3 936
GABON	13	295	135	CZECHOSLOVA	670	1 187	548
CONGO	18	116	52	HUNGARY	2 416	2 665	1 257
ZAIRE	397	2 283	1 025	ROMANIA	328	209	93
RWANDA	27	104	46	MOROCCO	4	112	52
BURUNDI	230	483	216	ALGERIA	19	239	112
ANGOLA	139	912	436	TUNISIA	23	307	127
ETHIOPIA	450	1 151	528	EGYPT	50	1 000	473
DJIBOUTI	13	89	44	NIGERIA	433	74	34
SOMALIA	164	506	220	REP S AFRICA	45 403	198 898	91 312
KENYA	367	1 749	828	USA	985	2 499	1 175
UGANDA	394	871	374	CANADA	25	72	33
TANZANIA	307	969	437	MEXICO	75	242	115
MADAGASCAR	54	271	122	VENEZUELA	3 828	3 649	1 679
MAURITIUS	50	258	114	BRAZIL	42	195	87
ZAMBIA	381	1 049	475	ARGENTINA	196	170	81
ZIMBABWE	176	665	311	CYPRUS	233	66	30
REP S AFRICA	5 196	26 831	12 291	SYRIA	11	171	81
USA	61 882	270 888	125 283	IRAQ	1 167	3 227	1 471
CANADA	3 758	16 139	7 420	ISRAEL	20	532	250
MEXICO	667	8 193	3 703	SAUDI ARABIA	22	605	279
GUATEMALA	10	82	39	KUWAIT	5	220	94
EL SALVADOR	14	101	50	QATAR	59	901	399
NICARAGUA	12	113	52	INDIA	89	546	248
COSTA RICA	181	801	360	INDONESIA	7	81	36
PANAMA	72	298	136	MALAYSIA	58	333	164
CUBA	213	946	421	SINGAPORE	30 235	1E 921	8 766
DOMINIC REP	10	118	52	CHINA	152	676	312
JAMAICA	48	176	80	JAPAN	89 356	297 079	135 948
BARBADOS	3	89	39	TAIWAN	7 260	6 022	2 780
TRINIDAD TOB	208	1 034	475	HONG KONG	1 507	1 482	682
NETH ANTILL	29	497	241	AUSTRALIA	68	314	147
COLOMBIA	862	4 274	1 933	NEW CALEDON	13	165	73
VENEZUELA	1 708	10 663	4 933	EXPORTS	1 874 833	4 726 199	2 187 192
ECUADOR	542	2 386	1 088	FRANCE	197 411	458 322	211 744
PERU	228	3 301	1 564	BELGIUM LUX	133 847	245 756	113 732
BRAZIL	4 502	24 038	11 166	NETHERLANDS	153 105	351 171	162 535
CHILE	1 681	6 257	2 896	ITALY	107 924	331 312	153 227
BOLIVIA	182	1 318	597	UNTD KINGDOM	136 196	385 581	177 891
PARAGUAY	10	96	44	IRELAND	3 884	13 945	6 427
URUGUAY	200	852	408	DENMARK	118 593	157 766	72 859
ARGENTINA	817	4 020	1 902	GREECE	21 646	58 072	27 231
CYPRUS	359	1 184	544	PORTUGAL	7 589	21 769	10 200
LEBANON	365	1 213	562	SPAIN	48 707	121 960	56 601
SYRIA	12 527	14 485	6 604	CANARY IS	429	1 495	718
IRAQ	3 986	17 988	8 225	ICELAND	769	1 917	891
IRAN	10 306	31 121	14 119	FAROE IS	25	107	47
ISRAEL	2 623	11 328	5 285	NORWAY	18 207	50 828	23 513
JORDAN	2 194	5 494	2 553	SWEDEN	135 718	232 708	107 887
SAUDI ARABIA	8 904	27 357	12 570	FINLAND	30 631	67 493	31 293
KUWAIT	1 059	6 619	3 066	SWITZERLAND	84 652	253 201	117 556
BAHRAIN	730	1 687	772	AUSTRIA	119 076	262 651	121 845
QATAR	143	998	458	MALTA	373	1 096	506
ARAB EMIRAT	5 701	18 132	8 589	YUGOSLAVIA	22 559	64 795	30 047
OMAN	742	2 857	1 327	TURKEY	11 824	40 198	18 629
NORTH YEMEN	129	428	196	SOVIET UNION	16 740	81 817	38 073
SOUTH YEMEN	258	1 377	645	POLAND	5 992	21 248	9 962
AFGHANISTAN	50	426	196	CZECHOSLOVA	7 923	31 672	14 841
PAKISTAN	1 844	7 849	3 727	HUNGARY	6 729	25 997	12 108
INDIA	6 949	38 276	17 663	ROMANIA	577	3 859	1 666
BANGLADESH	213	943	441	BULGARIA	4 275	22 887	10 549
MALDIVES	144	289	132	ALBANIA	479	1 139	501
SRI LANKA	179	556	247	MOROCCO	790	2 430	1 115
NEPAL	5	77	33	ALGERIA	2 741	9 768	4 469
BURMA	38	178	77	TUNISIA	802	2 486	1 127
THAILAND	1 201	4 215	1 938	LIBYA	3 469	13 508	6 135
VIETNAM	282	861	420	EGYPT	14 688	35 606	16 495
INDONESIA	1 920	9 027	4 157	SUDAN	561	1 449	661
MALAYSIA	777	4 428	2 014	MAURITANIA	18	144	71
BRUNEI	22	368	168	MALI	41	103	45
SINGAPORE	2 657	10 758	5 027	BURKINA FASO	29	112	54
PHILIPPINES	198	1 766	810	NIGER	15	77	34
CHINA	10 103	55 891	26 963	CHAD	23	72	33
NORTH KOREA	38	197	99	CAPE VERDE	21	70	32
SOUTH KOREA	7 861	23 521	10 589	SENEGAL	193	302	137
JAPAN	3 691	22 034	10 213	SIERRA LEONE	302	304	136
TAIWAN	2 690	15 353	7 214	LIBERIA	416	1 116	515
HONG KONG	7 548	17 831	8 263				
AUSTRALIA	6 448	26 206	12 171				
NEW ZEALAND	1 678	4 590	2 145				
FIJI	22	112	54				
FR POLYNESIA	47	168	75				



## 6 IMPORTS AND EXPORTS (SPECIAL TRADE) BY GROUPS OF THE SITC-REV. II AND BY COUNTRIES OF PRODUCTION AND CONSUMPTION 1986

GROUP COUNTRY	DT * 100 KG	1 000 DM	1 000 \$	GROUP COUNTRY	DT * 100 KG	1 000 DM	1 000 \$
IVORY COAST	310	1 003	433	NETHERLANDS	132 548	127 306	59 129
GHANA	538	963	453	ITALY	113 898	102 585	47 535
TOGO	178	793	370	UNITED KINGDOM	84 384	93 707	43 692
BENIN	163	434	205	IRELAND	1 239	2 289	1 073
NIGERIA	6 930	21 384	9 757	DENMARK	45 919	51 566	23 953
CAMEROON	1 922	3 622	1 614	GREECE	533	408	179
CENT AFR REP	309	613	299	PORTUGAL	4 658	1 861	877
GABON	75	338	159	SPAIN	37 893	25 450	11 588
CONGO	170	379	184	NORWAY	6 369	8 082	3 662
ZAIRE	263	1 229	572	SWEDEN	113 563	140 542	65 178
RWANDA	41	138	61	FINLAND	23 992	30 387	14 173
BURUNDI	23	74	33	SWITZERLAND	49 134	119 621	55 409
ANGOLA	391	1 650	792	AUSTRIA	134 945	125 862	58 733
ETHIOPIA	224	789	358	YUGOSLAVIA	37 383	18 023	8 340
SOMALIA	30	143	63	TURKEY	12 855	1 275	580
KENYA	993	4 048	1 895	SOVIET UNION	2 544	1 349	635
UGANDA	92	535	250	POLAND	11 482	2 731	1 269
TANZANIA	135	642	291	CZECHOSLOVAKIA	10 843	2 036	964
MOZAMBIQUE	39	314	145	HUNGARY	31 283	8 143	3 784
MADAGASCAR	92	285	133	ROMANIA	1 589	280	124
REUNION	30	136	63	BULGARIA	7 730	3 491	1 573
MAURITIUS	123	373	168	CONGO	628	95	43
ZAMBIA	609	1 846	897	REP S AFRICA	1 033	655	319
ZIMBABWE	385	1 196	525	USA	24 186	43 584	19 978
MALAWI	208	542	242	CANADA	1 032	1 378	645
REP S AFRICA	11 037	39 229	18 119	BRAZIL	1 038	915	429
SWAZILAND	338	1 065	531	URUGUAY	670	290	125
USA	163 112	454 516	210 503	IRAQ	360	157	77
CANADA	15 733	35 422	16 330	SAUDI ARABIA	1 389	210	94
MEXICO	4 287	18 783	8 620	KUWAIT	310	354	149
BERMUDA	17	84	38	SINGAPORE	8	86	39
GUATEMALA	66	207	94	CHINA	5 621	1 710	783
HONDURAS	89	217	100	JAPAN	123 270	103 170	47 494
EL SALVADOR	39	220	101	TAIWAN	23 252	8 123	3 709
NICARAGUA	9	125	56	HONG KONG	98	93	41
COSTA RICA	156	324	143	AUSTRALIA	67	218	99
PANAMA	46	336	150	EXPORTS	3 470 350	4 892 364	2 270 868
CUBA	2 461	5 315	2 356	FRANCE	404 257	540 814	250 402
DOMINIC REP	124	629	296	BELGIUM LUX	240 419	290 792	134 204
GUADELOUPE	156	369	155	NETHERLANDS	315 123	390 527	181 694
JAMAICA	272	784	369	ITALY	180 169	247 594	115 261
BARBADOS	14	111	50	UNITED KINGDOM	303 196	444 567	205 864
TRINIDAD TOB	121	1 569	749	IRELAND	9 195	14 031	6 486
NETH ANTILL	76	610	291	DENMARK	76 868	97 557	45 272
COLOMBIA	1 224	4 740	2 175	GREECE	30 600	28 948	13 429
VENEZUELA	3 681	16 625	7 896	PORTUGAL	10 893	21 105	9 970
ECUADOR	239	1 700	788	SPAIN	85 084	104 519	48 776
PERU	676	2 879	1 324	CANARY IS	1 398	1 965	913
BRAZIL	4 783	28 721	13 434	CEUTA MEL	76	215	100
CHILE	5 780	15 889	7 281	ICELAND	5 251	5 153	2 466
BOLIVIA	367	861	395	NORWAY	82 357	104 894	48 369
PARAGUAY	336	1 015	482	SWEDEN	101 712	139 908	65 216
URUGUAY	173	985	460	FINLAND	32 592	55 312	25 697
ARGENTINA	1 513	11 172	5 237	SWITZERLAND	249 893	313 879	145 531
CYPRUS	898	1 374	621	AUSTRIA	216 862	292 856	136 158
LEBANON	416	1 421	636	ANDORRA	60	147	69
SYRIA	1 874	3 130	1 423	MALTA	908	1 146	539
IRAQ	5 799	21 038	9 499	YUGOSLAVIA	11 981	31 816	14 726
IRAN	15 127	47 842	21 532	TURKEY	66 201	62 800	29 241
ISRAEL	13 237	29 214	13 495	SOVIET UNION	119 873	203 694	98 057
JORDAN	1 800	8 943	4 041	POLAND	17 288	37 579	17 638
SAUDI ARABIA	17 041	38 311	17 724	CZECHOSLOVAKIA	16 817	38 065	17 962
KUWAIT	2 031	10 472	4 705	HUNGARY	13 076	30 623	14 172
BAHRAIN	137	861	396	ROMANIA	65	335	1 155
QATAR	207	2 242	1 077	BULGARIA	14 766	25 765	12 307
ARAB EMIRAT	23 643	46 270	22 219	ALBANIA	509	591	285
OMAN	1 449	4 231	1 928	MOROCCO	4 556	6 130	2 833
NORTH YEMEN	225	1 184	561	ALGERIA	14 693	21 591	9 797
SOUTH YEMEN	42	110	49	TUNISIA	4 212	8 147	3 648
AFGHANISTAN	31	131	63	LIBYA	3 730	5 307	2 454
PAKISTAN	3 968	11 212	5 145	EGYPT	32 635	47 977	21 704
INDIA	16 996	80 412	37 407	SUDAN	239	581	262
BANGLADESH	1 581	3 437	1 654	MAURITANIA	252	498	221
MALDIVES	10	89	42	MALI	579	709	352
SRI LANKA	189	1 050	497	BURKINA FASO	82	99	46
NEPAL	54	336	152	CHAD	62	105	51
BHUTAN	21	93	41	CAPE VERDE	53	125	56
BURMA	187	861	391	SENEGAL	2 366	3 276	1 490
THAILAND	2 482	9 590	4 272	GAMBIA	17	95	42
VIETNAM	37	432	196	GUINEA	1 012	2 468	1 147
INDONESIA	5 235	17 286	8 080	SIERRA LEONE	1 035	863	409
MALAYSIA	2 981	9 222	4 209	LIBERIA	2 235	3 427	1 577
BRUNEI	21	385	178	IVORY COAST	1 541	1 485	695
SINGAPORE	14 200	29 122	13 099	GHANA	3 019	3 911	1 811
PHILIPPINES	452	2 034	937	TOGO	962	2 246	1 100
MONGOLIA	13	149	67	BENIN	292	474	229
CHINA	11 399	59 925	27 595	NIGERIA	7 515	21 556	10 136
NORTH KOREA	819	2 776	1 284	CAMEROON	1 972	2 149	997
SOUTH KOREA	10 586	31 340	14 446	CENT AFR REP	150	228	108
JAPAN	8 530	52 865	24 466	GABON	186	187	86
TAIWAN	13 934	36 776	17 053	CONGO	102	321	148
HONG KONG	6 166	18 038	8 465	ZAIRE	3 295	4 718	2 231
AUSTRALIA	34 790	65 795	30 363	RWANDA	128	196	93
NEW ZEALAND	2 534	7 900	3 621	BURUNDI	147	240	117
NEW CALEDON	122	754	353	ANGOLA	289	691	319
WEST SAMOA	35	81	40	ETHIOPIA	244	454	220
FR POLYNESIA	54	253	116	SOMALIA	127	233	111
744 MECHANICAL HANDLING EQU				KENYA	1 691	3 548	1 645
IMPORTS	1 410 687	1 273 267	589 941	UGANDA	651	750	369
FRANCE	264 470	162 957	75 547	TANZANIA	1 041	1 725	786
BELGIUM LUX	98 162	82 085	37 833	MOZAMBIQUE	1 574	7 409	3 672
				MADAGASCAR	80	99	48



## 6 IMPORTS AND EXPORTS (SPECIAL TRADE) BY GROUPS OF THE SITC-REV. 11 AND BY COUNTRIES OF PRODUCTION AND CONSUMPTION 1986

GROUP COUNTRY	DT * 100 KG	1 000 DM	1 000 \$	GROUP COUNTRY	DT * 100 KG	1 000 DM	1 000 \$
REUNION	572	623	287	CZECHOSLOVA	3 908	1 798	818
MAURITIUS	51	82	39	HUNGARY	1 807	1 823	863
ZAMBIA	1 077	3 465	1 627	BULGARIA	151	117	49
ZIMBABWE	291	950	456	REP S AFRICA	1 030	725	331
MALAWI	46	178	80	USA	14 191	129 301	59 392
REP S AFRICA	24 384	42 957	19 816	CANADA	468	2 353	1 083
BOTSWANA	34	137	65	VENEZUELA	14	150	70
USA	268 406	375 944	173 141	BRAZIL	908	3 229	1 444
CANADA	45 193	64 349	29 730	CHILE	36	73	35
MEXICO	6 371	18 611	8 558	ARGENTINA	1 499	974	419
EL SALVADOR	41	80	38	ISRAEL	377	1 974	916
NICARAGUA	158	317	148	SAUDI ARABIA	73	158	72
COSTA RICA	128	489	237	INDIA	180	291	140
PANAMA	51	191	90	THAILAND	70	76	34
CUBA	154	574	262	INDONESIA	20	99	44
WEST INDIES	207	457	207	MALAYSIA	58	128	55
DOMINIC REP	272	365	173	SINGAPORE	10	112	54
MARTINIQUE	20	122	54	CHINA	131	422	177
CAYMAN IS	125	141	62	SOUTH KOREA	646	681	316
JAMAICA	586	1 265	626	JAPAN	13 048	76 932	35 588
BARBADOS	48	133	60	TAIWAN	6 291	8 761	4 084
TRINIDAD TOB	112	391	181	HONG KONG	1 623	3 184	1 458
NETH ANTILL	24	78	34	AUSTRALIA	198	569	264
COLOMBIA	2 104	4 012	1 889	EXPORTS	1 353 172	5 854 369	2 715 250
VENEZUELA	6 361	16 478	7 664	FRANCE	148 904	630 814	292 577
GUYANA	544	736	363	BELGIUM LUX	88 089	277 376	128 113
SURINAME	970	735	346	NETHERLANDS	87 896	334 799	155 606
FRENCH GUIAN	271	241	106	ITALY	61 381	257 158	119 654
ECUADOR	1 423	2 237	1 046	UNTD KINGDOM	80 496	426 823	197 009
PERU	1 038	3 619	1 670	IRELAND	12 075	25 551	11 935
BRAZIL	5 544	16 939	7 777	DENMARK	26 965	119 050	55 500
CHILE	7 798	10 759	5 065	GREECE	9 069	39 495	18 313
BOLIVIA	40	94	45	PORTUGAL	7 178	27 430	12 730
PARAGUAY	464	430	195	SPAIN	25 675	112 014	51 898
URUGUAY	156	331	158	CANARY IS	1 103	6 414	2 950
ARGENTINA	3 081	4 118	1 917	CEUTA MEL	11	83	40
CYPRUS	1 859	2 245	1 066	ICELAND	887	3 199	1 483
LEBANON	656	1 142	528	FAROE IS	30	140	67
SYRIA	3 056	3 224	1 491	NORWAY	32 195	103 656	48 020
IRAQ	7 868	12 089	5 624	SWEDEN	32 165	129 636	60 045
IRAN	11 175	19 642	8 875	FINLAND	31 978	111 498	51 877
ISRAEL	21 864	48 844	22 841	SWITZERLAND	74 300	311 608	144 555
JORDAN	4 005	5 312	2 384	AUSTRIA	82 116	253 996	116 568
SAUD ARABIA	40 810	60 723	27 747	ANDORRA	125	250	112
KUWAIT	9 465	15 733	7 087	GIBRALTAR	17	75	33
BAHRAIN	529	1 090	503	MALTA	270	1 049	481
QATAR	611	892	414	YUGOSLAVIA	15 314	89 249	41 706
ARAB EMIRAT	10 184	14 832	6 784	TURKEY	17 052	55 721	25 867
OMAN	4 877	8 000	3 670	SOVIET UNION	14 142	105 479	48 556
NORTH YEMEN	738	3 482	1 547	POLAND	9 085	55 222	25 730
SOUTH YEMEN	109	101	45	CZECHOSLOVA	9 473	60 646	29 050
AFGHANISTAN	269	275	135	HUNGARY	11 592	61 479	28 705
PAKISTAN	2 758	4 555	2 080	ROMANIA	957	1 637	741
INDIA	32 519	51 327	24 093	BULGARIA	6 393	51 458	24 092
BANGLADESH	3 169	5 484	2 623	MOROCCO	1 911	7 802	3 607
MALDIVES	562	881	430	ALGERIA	3 503	19 914	8 882
SRI LANKA	904	993	462	TUNISIA	2 366	7 148	3 186
NEPAL	149	431	204	LIBYA	7 389	23 311	10 921
BURMA	2 017	2 181	945	EGYPT	18 511	65 892	29 636
THAILAND	6 242	10 738	4 880	SUDAN	400	1 911	887
VIETNAM	91	87	40	MAURITANIA	13	90	40
INDONESIA	10 630	16 720	7 665	MALI	45	248	116
MALAYSIA	10 097	13 436	6 325	BURKINA FASO	17	230	109
BRUNEI	52	81	37	NIGER	22	127	58
SINGAPORE	19 521	26 956	13 559	CHAD	132	96	43
PHILIPPINES	390	975	459	CAPE VERDE	40	142	63
CHINA	38 841	57 682	26 648	SENEGAL	165	1 571	725
SOUTH KOREA	30 372	60 487	27 739	GAMBIA	34	182	89
JAPAN	29 341	47 092	21 987	SIERRA LEONE	14	90	42
TAIWAN	20 727	34 334	15 788	LIBERIA	109	755	340
HONG KONG	13 079	18 404	8 406	IVORY COAST	1 374	7 389	3 404
MACAO	86	107	53	GHANA	835	4 348	2 013
AUSTRALIA	41 122	73 793	33 921	TOGO	247	1 090	499
PAPUA NEW G	48	146	66	BENIN	154	461	206
NEW ZEALAND	10 630	11 093	5 117	NIGERIA	8 841	29 250	12 819
SOLOMON IS	47	110	50	CAMEROON	2 703	14 291	6 510
FIJI	80	180	88	CENT AFR REP	9	138	61
WEST SAMOA	77	90	44	GABON	417	2 852	1 317
FR POLYNESIA	85	110	52	CONGO	209	1 377	664
				ZAIRE	863	3 513	1 578
				RWANDA	276	1 317	609
				BURUNDI	30	110	51
				ANGOLA	1 420	2 863	1 349
				ETHIOPIA	619	4 168	1 931
				SOMALIA	144	680	329
				KENYA	4 514	20 059	9 637
				UGANDA	1 278	1 373	638
				TANZANIA	527	1 745	801
				SEYCHELLES	9	101	50
				MOZAMBIQUE	5	75	36
				MADAGASCAR	21	159	72
				REUNION	81	551	256
				MAURITIUS	87	802	382
				ZAMBIA	127	1 369	625
				ZIMBABWE	153	1 575	716
				MALAWI	237	489	217
				REP S AFRICA	9 174	45 290	21 009
				USA	155 192	779 555	364 242
				CANADA	30 256	125 013	58 026
				GREENLAND	29	78	34
				MEXICO	5 579	45 967	21 392
				GUATEMALA	293	1 666	783
745 NONELEC MACHY, TOOLS NES							
IMPORTS	385 072	1 244 387	575 680				
FRANCE	36 913	76 611	34 820				
BELGIUM LUX	16 127	28 885	13 447				
NETHERLANDS	46 350	111 696	51 592				
ITALY	67 064	225 521	104 656				
UNTD KINGDOM	19 153	105 357	48 655				
IRELAND	11 159	11 887	5 598				
DENMARK	25 454	60 461	27 886				
GREECE	482	971	474				
PORTUGAL	253	189	86				
SPAIN	3 235	6 550	3 057				
NORWAY	2 191	3 066	1 412				
SWEDEN	19 636	76 310	35 193				
FINLAND	5 364	7 691	3 574				
SWITZERLAND	51 590	237 733	110 343				
AUSTRIA	28 205	53 932	25 095				
MALTA	41	334	157				
YUGOSLAVIA	2 341	2 540	1 189				
TURKEY	253	89	38				
SOVIET UNION	543	287	137				
POLAND	1 651	813	371				



## 6 IMPORTS AND EXPORTS (SPECIAL TRADE) BY GROUPS OF THE SITC-REV. II AND BY COUNTRIES OF PRODUCTION AND CONSUMPTION 1986

GROUP COUNTRY	DT = 100 KG	1 000 DM	1 000 \$	GROUP COUNTRY	DT = 100 KG	1 000 DM	1 000 \$
BELIZE	20	101	47	BULGARIA	1 268	1 639	776
HONDURAS	162	811	380	MOROCCO	46	175	83
EL SALVADOR	175	950	431	ALGERIA	6	555	250
NICARAGUA	504	1 521	652	TUNISIA		163	77
COSTA RICA	251	2 079	953	LIBYA	197	162	80
PANAMA	316	2 122	957	EGYPT	88	803	372
CUBA	393	4 656	2 148	NIGERIA	228	169	76
BAHAMAS	46	472	202	ETHIOPIA		107	52
DOMINIC REP	257	6 729	3 299	REP S AFRICA	516	959	444
GUADELOUPE	962	3 007	1 457	USA	76 195	358 354	164 946
DOMINICA	48	177	85	CANADA	4 517	18 136	8 326
MARTINIQUE	73	348	156	MEXICO	89	354	171
JAMAICA	113	734	337	NETH ANTILL	5	240	114
ST LUCIA	73	237	111	BRAZIL	7 722	11 249	5 191
ST VINCENT	13	77	40	CHILE	7	115	51
BARBADOS	41	251	115	ARGENTINA	87	258	122
TRINIDAD TOB	219	1 480	690	CYPRUS	7	60	30
NETH ANTILL	74	237	107	LEBANON	3	193	91
COLOMBIA	2 276	11 559	5 369	SYRIA	2	114	54
VENEZUELA	5 798	33 705	15 795	IRAQ	50	530	231
SURINAME	32	199	91	IRAN	7	736	342
FRENCH GUIAN	39	227	108	ISRAEL	1 693	3 781	1 763
ECUADOR	2 593	14 791	6 772	JORDAN	7	530	243
PERU	2 638	11 241	5 372	SAUDI ARABIA	297	1 659	746
BRAZIL	3 047	11 704	5 519	KUWAIT	30	1 036	470
CHILE	1 637	7 576	3 540	QATAR	12	132	59
BOLIVIA	285	1 624	750	OMAN	12	82	40
PARAGUAY	117	1 362	633	NORTH YEMEN		160	73
URUGUAY	288	1 977	948	PAKISTAN	38	267	125
ARGENTINA	2 105	14 040	6 488	INDIA	1 210	3 746	1 762
CYPRUS	548	2 812	1 302	SRI LANKA	16	141	64
LEBANON	132	986	439	THAILAND	223	2 282	1 106
SYRIA	2 320	4 859	2 169	INDONESIA	2	286	134
IRAQ	2 920	15 230	6 845	MALAYSIA	79	107	47
IRAN	10 275	49 054	22 037	SINGAPORE	2 298	17 665	8 057
ISRAEL	8 229	34 667	16 044	PHILIPPINES	9	153	74
JORDAN	458	2 179	1 013	CHINA	12 704	7 272	3 422
SAUDI ARABIA	15 007	37 907	17 352	SOUTH KOREA	4 459	6 471	2 990
KUWAIT	3 683	34 042	6 572	JAPAN	185 638	346 617	159 675
BAHRAIN	670	2 511	1 192	TAIWAN	5 326	8 201	3 792
QATAR	107	606	282	HONG KONG	158	1 560	703
ARAB EMIRAT	4 027	11 913	5 481	AUSTRALIA	1 407	2 329	1 082
OMAN	672	3 256	1 500	NEW ZEALAND	21	124	58
NORTH YEMEN	719	4 346	2 044				
SOUTH YEMEN	111	173	81	EXPORTS	4 484 571	10 346 922	4 784 360
AFGHANISTAN	7	137	67				
PAKISTAN	2 929	13 891	6 465	FRANCE	545 958	1 200 341	552 973
INDIA	2 736	21 354	9 909	BELGIUM LUX	311 513	555 731	256 952
BANGLADESH	783	4 796	2 313	NETHERLANDS	359 243	816 532	377 759
SRI LANKA	855	6 316	2 926	ITALY	351 396	918 919	424 434
NEPAL	470	1 627	727	UNITD KINGDOM	378 951	750 990	347 119
BURMA	89	754	344	IRELAND	6 896	26 753	12 278
THAILAND	3 023	14 295	6 552	DENMARK	135 586	293 564	135 860
VIETNAM	106	566	253	GREECE	38 116	78 741	36 758
INDONESIA	7 894	40 040	18 258	PORTUGAL	13 730	53 112	24 504
MALAYSIA	3 616	21 504	9 978	SPAIN	120 149	241 402	111 704
BRUNEI	78	402	180	CANARY IS	714	3 233	1 479
SINGAPORE	3 195	12 157	5 628	CEUTA MEL	263	957	445
PHILIPPINES	766	5 237	2 427	ICELAND	1 041	3 555	1 671
MONGOLIA	43	696	346	FAROE IS	111	182	86
CHINA	44 247	180 977	83 035	NORWAY	49 830	140 532	65 034
SOUTH KOREA	9 222	56 154	25 930	SWEDEN	255 681	477 008	220 564
JAPAN	20 691	113 718	53 103	FINLAND	71 456	165 675	76 931
TAIWAN	6 462	41 817	19 222	SWITZERLAND	223 467	624 903	289 228
HONG KONG	2 677	12 558	5 871	AUSTRIA	322 304	687 892	318 490
AUSTRALIA	17 956	83 804	38 259	ANDORRA	55	136	65
PAPUA NEW G	242	1 060	484	MALTA	1 036	3 814	1 743
AUST OCEANIA	13	168	77	YUGOSLAVIA	52 087	166 252	77 478
NEW ZEALAND	2 712	15 063	6 981	TURKEY	35 524	87 350	40 118
NEW CALEDON	78	318	149	SOVIET UNION	34 987	148 181	67 162
N ZEAL OCEAN	9	139	63	POLAND	26 517	70 391	32 702
FIJI	28	129	58	CZECHOSLOVA	19 793	76 127	35 369
WEST SAMOA	60	230	104	HUNGARY	24 899	91 387	42 355
FR POLYNESIA	227	890	409	ROMANIA	3 168	11 683	5 409
				BULGARIA	15 956	67 210	31 862
				ALBANIA	154	441	207
				MOROCCO	2 190	7 690	3 534
				ALGERIA	17 744	43 109	19 582
				TUNISIA	2 165	5 369	2 519
				LIBYA	3 917	17 223	8 186
				EGYPT	13 852	36 211	16 674
				SUDAN	166	546	251
				MAURITANIA	175	769	365
				BURKINA FASO	7	74	35
				NIGER	166	139	66
				SENEGAL	71	416	192
				GUINEA	54	207	93
				SIERRA LEONE	112	421	194
				LIBERIA	895	2 769	1 288
				IVORY COAST	430	1 881	865
				GHANA	529	1 434	658
				TOGO	383	715	339
				BENIN	190	230	106
				NIGERIA	3 318	11 971	5 385
				CAMEROON	466	1 599	727
				EQUAT GUINEA	15	64	31
				GABON	55	430	192
				CONGO	280	354	161
				ZAIRE	922	2 791	1 260
				RWANDA	64	122	56
				BURUNDI	191	330	154
				ANGOLA	124	526	247
				ETHIOPIA	225	935	435
				SOMALIA	36	125	57
749 NONELEC MACH PTS, ACC NES							
IMPORTS	2 290 219	4 388 249	2 026 879				
FRANCE	363 709	677 309	312 342				
BELGIUM LUX	92 409	185 244	86 644				
NETHERLANDS	155 676	256 146	118 202				
ITALY	409 017	712 080	329 174				
UNITD KINGDOM	203 487	379 124	174 712				
IRELAND	4 776	13 284	6 146				
DENMARK	63 100	163 172	75 500				
GREECE	1 218	1 819	848				
PORTUGAL	13 058	26 692	12 268				
SPAIN	64 551	76 437	35 518				
CANARY IS	43	93	44				
ICELAND	1	97	41				
NORWAY	2 601	5 405	2 493				
SWEDEN	115 571	183 890	84 819				
FINLAND	8 354	21 563	9 951				
SWITZERLAND	149 128	489 416	226 547				
AUSTRIA	145 292	251 879	116 547				
MALTA	70	2 274	1 019				
YUGOSLAVIA	76 471	44 611	20 571				
TURKEY	1 192	1 445	661				
SOVIET UNION	9 695	7 737	3 630				
POLAND	20 931	11 378	5 177				
CZECHOSLOVA	31 413	17 868	8 197				
HUNGARY	37 673	42 290	19 461				
ROMANIA	13 829	16 842	7 780				



6 IMPORTS AND EXPORTS (SPECIAL TRADE) BY GROUPS OF THE SITC-REV. 11 AND BY COUNTRIES OF PRODUCTION AND CONSUMPTION 1986

GROUP COUNTRY	DT = 100 KG	1 000 DM	1 000 \$	GROUP COUNTRY	DT = 100 KG	1 000 DM	1 000 \$
KENYA	963	4 917	2 280	SOVIET UNION	1	148	66
UGANDA	173	693	316	POLAND	140	185	87
TANZANIA	299	1 029	482	CZECHOSLOVA	784	442	200
MOZAMBIQUE	692	2 040	1 017	HUNGARY	12	66	31
MADAGASCAR	34	216	96	BULGARIA	1 920	2 808	1 340
REUNION	26	176	83	TUNISIA	462	352	159
MAURITIUS	876	1 700	754	REP S AFRICA	25	213	93
ZAMBIA	289	640	292	USA	10 860	141 950	64 816
ZIMBABWE	181	1 098	516	CANADA	246	2 395	1 097
MALAWI	45	182	88	MEXICO	1 563	3 805	1 727
REP S AFRICA	38 753	122 270	56 570	BRAZIL	1 017	3 218	1 473
USA	517 332	873 746	405 245	ISRAEL	111	3 006	1 255
CANADA	54 152	138 269	63 929	MALAYSIA	28	185	81
MEXICO	14 412	36 980	16 976	SINGAPORE	1 810	7 783	3 682
GUATEMALA	187	679	314	CHINA	584	1 400	667
HONDURAS	48	348	165	SOUTH KOREA	1 541	6 019	2 721
EL SALVADOR	160	722	333	JAPAN	164 499	809 612	369 555
NICARAGUA	43	407	181	TAIWAN	2 569	16 525	7 768
COSTA RICA	394	1 616	728	HONG KONG	7 476	46 440	21 586
PANAMA	3 436	7 883	3 634	AUSTRALIA	12	180	86
CUBA	911	2 336	1 043	EXPORTS	316 874	1 897 938	877 534
HAITI	27	116	57	FRANCE	50 566	317 336	147 275
DOMINIC REP	113	687	322	BELGIUM LUX	11 350	59 908	27 969
GUADELOUPE	71	318	150	NETHERLANDS	36 045	194 214	89 657
MARTINIQUE	25	210	93	ITALY	22 385	142 920	66 282
JAMAICA	60	271	126	UNT D KINGDOM	41 014	244 270	112 719
BARBADOS	29	138	62	IRELAND	703	3 782	1 762
TRINIDAD TOB	200	1 432	682	DENMARK	12 418	75 575	35 043
NETH ANTILL	107	463	213	GREECE	1 784	6 234	2 916
COLOMBIA	2 303	10 033	4 580	PORTUGAL	2 656	13 910	6 601
VENEZUELA	9 581	31 990	14 868	SPAIN	9 587	64 646	30 411
GUYANA	14	66	31	CANARY IS	373	1 362	624
SURINAME	52	252	114	CEUTA MEL	45	172	80
ECUADOR	642	3 587	1 669	ICELAND	110	1 438	649
PERU	676	3 397	1 584	NORWAY	6 018	33 884	15 660
BRAZIL	46 808	149 004	66 931	SWEDEN	6 124	43 297	20 007
CHILE	4 234	12 406	5 774	FINLAND	4 316	23 396	10 854
BOLIVIA	113	428	197	SWITZERLAND	11 890	80 454	37 105
PARAGUAY	197	649	297	AUSTRIA	8 003	57 141	26 573
URUGUAY	349	1 493	692	ANDORRA	27	232	111
ARGENTINA	5 670	32 134	15 044	MALTA	36	271	125
CYPRUS	1 769	4 069	1 886	YUGOSLAVIA	1 794	16 173	7 392
LEBANON	3 444	8 275	3 738	TURKEY	2 298	10 900	5 151
SYRIA	4 720	12 877	5 986	SOVIET UNION	446	4 761	2 241
IRAQ	4 343	17 410	7 963	POLAND	145	1 596	745
IRAN	33 715	92 799	42 328	CZECHOSLOVA	455	6 211	2 964
ISRAEL	10 843	47 046	21 617	HUNGARY	1 139	7 512	3 408
JORDAN	4 340	12 235	5 630	ROMANIA	3	185	94
SAUDI ARABIA	34 823	87 620	40 227	BULGARIA	306	2 930	1 371
KUWAIT	5 842	17 626	8 177	MOROCCO	210	998	449
BAHRAIN	964	2 465	1 125	ALGERIA	162	1 101	500
QATAR	896	2 325	1 059	TUNISIA	67	399	184
ARAB EMIRAT	8 198	23 740	11 000	LIBYA	81	563	267
OMAN	1 612	5 220	2 388	EGYPT	688	8 342	4 007
NORTH YEMEN	944	1 037	490	SUDAN	40	321	138
SOUTH YEMEN	27	66	30	MAURITANIA	11	77	32
AFGHANISTAN	174	356	160	BURKINA FASO	43	228	110
PAKISTAN	3 489	9 937	4 617	NIGER	13	69	34
INDIA	44 062	131 925	61 071	SENEGAL	40	161	71
BANGLADESH	1 621	3 942	1 821	LIBERIA	9	66	32
MALDIVES	31	73	33	IVORY COAST	131	558	254
SRI LANKA	381	1 104	512	GHANA	57	592	275
NEPAL	40	167	77	TOGO	33	194	90
BURMA	37	215	96	BENIN	23	292	142
THAILAND	3 713	12 373	5 666	NIGERIA	382	1 473	661
INDONESIA	4 870	17 537	8 124	CAMEROON	192	601	281
MALAYSIA	3 307	17 035	7 798	CENT AFR REP	6	63	33
BRUNEI	106	451	208	GABON	49	198	92
SINGAPORE	33 893	79 783	36 967	CONGO	17	105	46
PHILIPPINES	372	2 908	1 320	ZAIRE	59	740	353
CHINA	16 084	61 096	28 524	RWANDA	32	138	65
NORTH KOREA	556	1 127	512	BURUNDI	19	148	63
SOUTH KOREA	20 618	58 338	27 410	ANGOLA	65	377	175
JAPAN	20 749	95 246	44 017	ETHIOPIA	80	533	249
TAIWAN	8 968	30 593	14 347	DJIBOUTI	14	71	34
HONG KONG	6 153	25 163	11 738	KENYA	132	624	290
AUSTRALIA	38 157	103 934	48 018	UGANDA	17	138	59
PAPUA NEW G	333	572	266	TANZANIA	45	298	140
AUST OCEANIA	56	85	36	MADAGASCAR	11	89	42
NEW ZEALAND	1 931	8 002	3 699	REUNION	57	356	163
AMER OCEANIA	6	71	32	ZAMBIA	33	291	134
NEW CALEDON	75	384	172	ZIMBABWE	34	300	136
FJI	23	85	40	MALAWI	34	176	82
FR POLYNESIA	75	351	157	REP S AFRICA	1 437	8 330	3 840
751 OFFICE MACHINES				USA	53 908	304 844	139 829
IMPORTS	265 487	1 459 783	670 891	CANADA	3 805	22 547	10 135
FRANCE	8 642	55 449	25 809	MEXICO	1 023	2 546	1 184
BELGIUM LUX	2 852	15 321	7 283	GUATEMALA	38	112	55
NETHERLANDS	15 713	88 927	41 293	EL SALVADOR	29	142	64
ITALY	6 893	47 741	22 372	COSTA RICA	66	503	224
UNT D KINGDOM	20 432	120 357	56 116	PANAMA	234	1 233	579
IRELAND	178	1 183	523	CUBA	34	156	71
DENMARK	595	3 790	1 770	BAHAMAS	12	114	50
PORTUGAL	14	60	30	DOMINIC REP	53	341	161
SPAIN	879	1 556	719	GUADELOUPE	26	113	51
NORWAY	85	709	334	MARTINIQUE	17	87	40
SWEDEN	2 899	34 811	16 237	TRINIDAD TOB	27	193	85
FINLAND	38	517	232	NETH ANTILL	30	130	56
SWITZERLAND	2 031	23 831	11 032	COLOMBIA	226	2 000	942
AUSTRIA	550	4 205	1 833	VENEZUELA	870	5 526	2 506
YUGOSLAVIA	7 967	14 323	6 693	ECUADOR	145	525	242
				PERU	357	1 589	752



6 IMPORTS AND EXPORTS (SPECIAL TRADE) BY GROUPS OF THE SITC-REV. 11 AND BY COUNTRIES OF PRODUCTION AND CONSUMPTION 1986

GROUP COUNTRY	DT * 100 KG	1 000 DM	1 000 \$	GROUP COUNTRY	DT * 100 KG	1 000 DM	1 000 \$
BRAZIL	67	952	426	GREECE	1 680	22 146	10 256
CHILE	637	3 420	1 581	PORTUGAL	1 991	43 502	20 069
BOLIVIA	115	682	326	SPAIN	23 225	407 071	190 608
PARAGUAY	119	747	352	CANARY IS	82	1 812	833
URUGUAY	254	475	225	ICELAND	282	6 313	2 819
ARGENTINA	353	1 672	784	NORWAY	6 537	125 209	57 609
CYPRUS	111	659	298	SWEDEN	11 498	203 443	94 212
LEBANON	86	314	145	FINLAND	5 320	100 218	46 327
SYRIA	212	1 081	480	SWITZERLAND	22 478	465 031	215 027
IRAQ	248	663	296	AUSTRIA	17 064	347 139	161 303
IRAN	593	2 250	994	GIBRALTAR	6	68	33
ISRAEL	589	3 099	1 436	MALTA	54	543	252
JORDAN	150	732	327	YUGOSLAVIA	4 873	78 425	37 023
SAUDI ARABIA	811	4 133	1 919	TURKEY	3 054	60 683	28 773
KUWAIT	624	3 128	1 430	SOVIET UNION	1 027	42 008	19 451
BAHRAIN	133	397	181	POLAND	607	11 961	5 697
QATAR	80	452	200	CZECHOSLOVA	475	12 282	5 869
ARAB EMIRAT	256	1 307	594	HUNGARY	1 417	23 057	10 659
OMAN	157	761	345	ROMANIA	49	473	232
NORTH YEMEN	34	148	68	BULGARIA	1 446	9 747	4 549
PAKISTAN	193	752	343	MOROCCO	266	6 745	3 070
INDIA	225	3 678	1 651	ALGERIA	210	5 470	2 611
BANGLADESH	728	1 762	875	TUNISIA	39	599	273
SRI LANKA	38	326	152	LIBYA	220	11 482	5 126
NEPAL	10	113	51	EGYPT	216	9 021	4 245
THAILAND	1 213	6 394	2 980	SUDAN	4	158	73
INDONESIA	490	1 377	646	SIERRA LEONE	2	86	40
MALAYSIA	492	1 970	884	LIBERIA	8	289	133
SINGAPORE	944	5 111	2 397	IVORY COAST	6	127	61
PHILIPPINES	112	592	272	GHANA	22	919	450
CHINA	223	2 976	1 403	TOGO	5	80	39
NORTH KOREA	50	373	185	NIGERIA	130	11 117	5 239
SOUTH KOREA	131	2 853	1 300	CONGO	9	91	40
JAPAN	1 122	12 120	5 600	ZAIRE	13	171	75
TAIWAN	197	1 354	631	RWANDA	2	71	33
HONG KONG	2 122	10 633	4 917	BURUNDI	7	172	74
AUSTRALIA	5 053	28 692	12 979	ETHIOPIA	23	419	194
PAPUA NEW G	12	73	30	KENYA	23	666	301
NEW ZEALAND	371	1 924	864	UGANDA	4	71	34
NEW CALEDON	32	166	77	TANZANIA	3	313	149
FR POLYNESIA	25	164	77	MAURITIUS	57	554	256
				ZAMBIA	41	945	447
				ZIMBABWE	15	576	284
				MALAWI	3	90	39
752 AUTOMATIC DATA PROC EQUIP				REP S AFRICA	3 819	73 862	34 405
IMPORTS	476 713	8 755 964	4 079 453	USA	45 267	617 546	286 199
FRANCE	24 535	825 866	389 186	CANADA	1 185	22 066	10 153
BELGIUM LUX	8 498	159 897	74 447	MEXICO	130	1 241	561
NETHERLANDS	21 055	371 188	171 938	BERMUDA	7	133	58
ITALY	25 358	395 496	184 442	EL SALVADOR	10	215	101
UNTD KINGDOM	54 132	976 993	456 890	COSTA RICA	6	68	34
IRELAND	14 303	556 651	259 156	PANAMA	75	721	335
DENMARK	2 253	56 883	27 249	CUBA	1	116	58
GREECE	27	291	144	CAYMAN IS	7	122	53
PORTUGAL	554	5 975	2 734	JAMAICA	3	95	42
SPAIN	6 264	206 387	96 573	BARBADOS	30	366	168
NORWAY	4 472	106 834	49 988	TRINIDAD TOB	93	1 140	504
SWEDEN	14 438	237 901	111 853	COLOMBIA	114	1 791	828
FINLAND	1 275	16 172	7 341	VENEZUELA	154	4 793	2 256
SWITZERLAND	2 493	57 609	26 779	ECUADOR	134	1 740	799
AUSTRIA	2 690	41 027	18 959	PERU	105	1 437	682
YUGOSLAVIA	131	1 202	569	BRAZIL	150	4 813	2 267
TURKEY	1	106	47	CHILE	125	2 074	938
POLAND	31	246	118	BOLIVIA	15	219	103
CZECHOSLOVA	2	102	45	PARAGUAY	38	589	272
HUNGARY	153	718	351	URUGUAY	39	422	200
ROMANIA	131	886	432	ARGENTINA	207	4 307	2 049
BULGARIA	1	101	48	CYPRUS	140	4 110	1 940
MOROCCO	3	430	205	LEBANON	91	1 153	528
EGYPT	2	104	49	SYRIA	32	851	405
NIGERIA	5	203	100	IRAQ	118	7 392	3 387
ZIMBABWE		112	55	IRAN	524	6 049	2 799
REP S AFRICA	69	1 926	905	ISRAEL	2 344	37 835	17 487
USA	85 019	2 294 842	1 063 341	JORDAN	81	1 217	554
CANADA	749	12 968	6 059	SAUDI ARABIA	1 215	32 014	14 756
MEXICO	130	2 072	895	KUWAIT	195	3 654	1 668
BAHAMAS	450	3 037	1 482	BAHRAIN	126	2 285	1 056
BRAZIL	33	1 184	532	QATAR	33	668	309
ARGENTINA	406	5 929	2 820	ARAB EMIRAT	170	4 316	2 006
LEBANON	1	123	60	OMAN	88	1 604	750
ISRAEL	391	16 487	7 616	PAKISTAN	222	6 449	2 972
JORDAN	1	73	35	INDIA	683	20 971	10 140
SAUDI ARABIA	32	269	126	SRI LANKA	202	4 294	1 963
ARAB EMIRAT	1	116	55	BURMA	6	134	59
INDIA	232	2 273	1 061	THAILAND	140	4 721	2 261
THAILAND	720	9 313	4 314	VIETNAM	9	140	66
SINGAPORE	3 813	102 963	48 440	INDONESIA	151	4 511	2 136
CHINA	6	137	62	MALAYSIA	178	4 469	1 996
NORTH KOREA	14	104	52	BRUNEI	11	232	103
SOUTH KOREA	14 550	131 659	61 486	SINGAPORE	603	16 361	7 502
JAPAN	132 160	1 687 099	784 346	PHILIPPINES	26	1 325	645
TAIWAN	37 857	215 384	100 780	CHINA	492	22 808	10 535
HONG KONG	16 774	239 480	111 935	SOUTH KOREA	378	12 562	5 892
AUSTRALIA	466	6 579	3 098	JAPAN	1 714	59 836	28 258
EXPORTS	419 220	7 610 066	3 526 941	TAIWAN	272	4 696	2 165
FRANCE	69 008	1 166 987	539 066	HONG KONG	1 267	26 558	12 301
BELGIUM LUX	23 180	451 603	207 878	AUSTRALIA	4 691	59 184	26 848
NETHERLANDS	33 010	578 352	267 356	NEW ZEALAND	272	5 191	2 421
ITALY	46 538	733 775	340 516	SOLOMON IS	4	147	71
UNTD KINGDOM	46 862	897 256	414 819	AMER OCEANIA	4	167	69
IRELAND	12 214	442 456	206 513				
DENMARK	11 653	229 031	106 116				



6 IMPORTS AND EXPORTS (SPECIAL TRADE) BY GROUPS OF THE SITC-REV. 11 AND BY COUNTRIES OF PRODUCTION AND CONSUMPTION 1986

GROUP COUNTRY	DT * 100 KG	1 000 DM	1 000 \$	GROUP COUNTRY	DT * 100 KG	1 000 DM	1 000 \$
759 OFFICE & ADP MCH PTS,ACC				ZIMBABWE	5	206	102
IMPORTS	255 525	5 568 697	2 582 440	REP S AFRICA	1 045	40 307	19 099
FRANCE	20 697	721 518	334 605	USA	19 902	487 608	225 752
BELGIUM LUX	7 773	122 813	56 922	CANADA	830	11 113	5 207
NETHERLANDS	19 216	413 834	191 030	MEXICO	58	1 400	649
ITALY	26 644	620 749	289 801	BERMUDA	9	146	62
UNTD KINGDOM	25 742	537 575	249 572	GUATEMALA	1	301	134
IRELAND	6 789	343 174	159 112	HONDURAS	7	530	226
DENMARK	1 229	17 879	8 325	COSTA RICA	4	166	78
GREECE	47	293	142	PANAMA	12	161	72
PORTUGAL	281	19 932	9 254	BARBADOS		112	47
SPAIN	4 281	134 808	63 290	TRINIDAD TOB	2	97	43
NORWAY	352	19 603	9 025	COLOMBIA	15	315	146
SWEDEN	3 182	79 878	37 060	VENEZUELA	171	2 574	1 214
FINLAND	364	9 715	4 517	ECUADOR	37	217	94
SWITZERLAND	5 441	70 672	32 800	PERU	80	615	276
AUSTRIA	2 563	43 426	20 061	BRAZIL	324	4 777	2 225
YUGOSLAVIA	19	959	444	CHILE	29	746	345
TURKEY	22	750	339	BOLIVIA	2	85	39
CZECHOSLOVA	180	424	192	PARAGUAY	3	131	60
HUNGARY	3 081	3 041	1 387	URUGUAY	1	77	34
ROMANIA	69	581	270	ARGENTINA	128	3 985	1 816
MOROCCO	26	2 530	1 154	CYPRUS	15	371	176
LIBYA	1	954	473	LEBANON	14	371	165
NIGERIA	8	639	309	SYRIA	3	250	111
ZIMBABWE		146	69	IRAQ	26	944	416
REP S AFRICA	86	1 959	921	IRAN	30	975	447
USA	45 607	1 349 667	624 553	ISRAEL	263	10 975	5 049
CANADA	619	18 622	8 456	JORDAN	8	314	144
MEXICO	33	997	449	SAUDI ARABIA	95	3 098	1 438
PANAMA		91	46	KUWAIT	60	1 449	654
BAHAMAS	1	99	43	BAHRAIN	4	161	71
VENEZUELA	3	96	44	QATAR	12	163	72
BRAZIL	6	324	152	ARAB EMIRAT	32	819	380
ARGENTINA	28	1 376	632	OMAN	16	405	185
LEBANON		72	34	NORTH YEMEN	5	67	34
ISRAEL	146	8 680	3 942	PAKISTAN	8	431	201
JORDAN		81	38	INDIA	222	2 543	1 175
SAUDI ARABIA	5	254	108	SRI LANKA	4	97	44
KUWAIT	5	304	150	BURMA		120	50
BAHRAIN		97	49	THAILAND	142	1 084	499
ARAB EMIRAT	2	135	60	INDONESIA	16	766	342
INDIA	2	115	54	MALAYSIA	106	807	379
THAILAND	4	116	51	SINGAPORE	3 472	36 333	17 092
INDONESIA	1	153	70	PHILIPPINES	118	12 668	6 104
MALAYSIA	27	1 078	486	CHINA	146	3 718	1 705
SINGAPORE	4 711	191 336	88 903	NORTH KOREA	12	158	77
PHILIPPINES	13	1 893	793	SOUTH KOREA	809	10 291	4 717
SOUTH KOREA	937	5 235	2 394	JAPAN	1 353	59 720	27 666
JAPAN	63 465	643 206	297 429	TAIWAN	2 770	34 981	15 968
TAIWAN	9 238	99 859	46 362	HONG KONG	219	5 904	2 595
HONG KONG	2 343	72 983	34 209	AUSTRALIA	637	12 703	5 883
AUSTRALIA	201	3 446	1 615	NEW ZEALAND	63	1 808	819
NEW ZEALAND	2	240	113	761 TELEVISION RECEIVERS			
EXPORTS	192 478	4 943 001	2 291 567	IMPORTS	397 264	1 150 309	536 315
FRANCE	31 157	1 290 539	597 905	FRANCE	24 615	65 635	30 473
BELGIUM LUX	9 628	161 415	74 803	BELGIUM LUX	46 312	135 441	63 994
NETHERLANDS	36 524	401 651	187 014	NETHERLANDS	37 494	99 676	46 023
ITALY	14 232	456 184	211 208	ITALY	30 181	86 402	40 686
UNTD KINGDOM	19 113	510 796	236 875	UNTD KINGDOM	26 628	81 385	38 274
IRELAND	9 171	149 747	69 015	IRELAND	313	2 237	1 005
DENMARK	2 966	67 989	31 705	DENMARK	1 897	7 798	3 717
GREECE	276	5 239	2 434	PORTUGAL	6 441	21 068	9 815
PORTUGAL	313	8 294	3 842	SPAIN	6 617	19 760	9 268
SPAIN	5 699	341 759	157 982	NORWAY	10	79	37
CANARY IS	10	398	178	SWEDEN	3 475	16 139	7 210
ICELAND	42	1 497	686	FINLAND	30 494	84 930	39 799
NORWAY	1 776	45 362	20 934	SWITZERLAND	639	2 062	969
SWEDEN	8 154	198 727	92 291	AUSTRIA	37 623	122 940	57 001
FINLAND	1 074	31 874	14 832	YUGOSLAVIA	69	186	94
SWITZERLAND	6 857	146 585	67 951	TURKEY	181	397	170
AUSTRIA	8 088	295 447	137 278	SOVIET UNION	7 162	10 180	4 769
MALTA	4	240	113	HUNGARY	1 734	2 847	1 267
YUGOSLAVIA	1 480	24 086	11 237	ROMANIA	9 950	8 999	4 069
TURKEY	234	4 309	1 999	TUNISIA	317	840	398
SOVIET UNION	346	8 501	4 009	USA	206	4 786	2 197
POLAND	399	3 227	1 524	CANADA	91	390	184
CZECHOSLOVA	197	4 702	2 240	MALAYSIA	1 488	6 442	3 109
HUNGARY	684	8 484	3 920	SINGAPORE	18 606	66 444	31 121
ROMANIA	2	476	232	PHILIPPINES	71	197	92
BULGARIA	226	2 628	1 217	CHINA	565	1 333	647
MOROCCO	49	2 964	1 382	SOUTH KOREA	46 350	95 423	44 754
ALGERIA	55	1 639	741	JAPAN	48 896	175 715	80 867
TUNISIA	7	278	129	TAIWAN	3 306	13 381	6 428
LIBYA	81	1 622	735	HONG KONG	5 483	16 933	7 763
EGYPT	63	1 565	703	EXPORTS	684 078	2 105 463	978 189
SUDAN	5	162	72	FRANCE	120 501	360 210	167 144
SENEGAL	2	110	47	BELGIUM LUX	37 219	110 194	51 328
IVORY COAST	4	125	59	NETHERLANDS	61 986	181 767	84 433
GHANA	7	147	68	ITALY	195 528	595 126	276 246
NIGERIA	80	1 378	636	UNTD KINGDOM	42 782	122 685	57 439
GABON	2	173	79	IRELAND	2 703	8 785	4 048
CONGO	1	83	37	DENMARK	17 466	56 352	25 657
ZAIRE	9	186	86	GREECE	8 965	37 496	17 567
ANGOLA	4	127	55	PORTUGAL	5 946	19 442	9 293
ETHIOPIA	4	222	98	SPAIN	7 741	24 465	11 587
KENYA	7	386	169	CANARY IS	1 446	4 166	1 962
TANZANIA	12	149	68	CEUTA MEL	719	2 099	945
REUNION		96	43	ICELAND	421	1 263	595
ZAMBIA	40	222	103				



6 IMPORTS AND EXPORTS (SPECIAL TRADE) BY GROUPS OF THE SITC-REV. II AND BY COUNTRIES OF PRODUCTION AND CONSUMPTION 1986

GROUP COUNTRY	DT * 100 KG	1 000 DM	1 000 \$	GROUP COUNTRY	DT * 100 KG	1 000 DM	1 000 \$
NORWAY	10 039	29 263	13 457	DENMARK	4 030	18 618	8 601
SWEDEN	24 120	65 270	30 833	GREECE	957	3 982	1 854
FINLAND	3 389	11 258	5 127	PORTUGAL	3 347	13 725	6 522
SWITZERLAND	43 085	139 872	65 286	SPAIN	5 147	23 374	10 892
AUSTRIA	35 561	101 986	48 064	CANARY IS	407	1 198	565
ANDORRA	189	720	331	CEUTA MEL	31	194	89
GIBRALTAR	118	419	196	ICELAND	149	370	173
MALTA	618	1 775	836	NORWAY	1 312	16 278	7 517
YUGOSLAVIA	9 697	42 800	19 926	SWEDEN	2 998	22 677	10 530
TURKEY	2 702	12 488	5 475	FINLAND	2 792	16 385	7 526
SOVIET UNION	2 105	7 991	3 689	SWITZERLAND	3 332	35 661	16 507
POLAND	631	2 566	1 190	AUSTRIA	6 044	34 183	16 004
CZECHOSLOVA	475	2 428	1 136	ANDORRA	331	2 384	1 116
HUNGARY	3 530	10 954	5 057	GIBRALTAR	6	63	31
ROMANIA	12	116	53	MALTA	105	355	165
BULGARIA	270	1 385	654	YUGOSLAVIA	1 949	10 013	4 698
MOROCCO	539	1 533	717	TURKEY	1 804	9 558	4 469
LIBYA	11	79	38	SOVIET UNION	161	911	412
EGYPT	638	2 243	1 005	POLAND	129	661	297
MALI	23	80	35	CZECHOSLOVA	564	2 536	1 210
BURKINA FASO	254	926	400	HUNGARY	1 534	4 442	2 132
SENEGAL	50	229	108	ROMANIA	20	108	47
IVORY COAST	166	413	183	BULGARIA	205	917	417
BENIN	23	85	42	MOROCCO	188	548	244
NIGERIA	657	1 587	695	LIBYA	9	64	30
CAMEROON	1 546	4 904	2 260	EGYPT	27	452	202
ZAIRE	56	216	97	BURKINA FASO	9	94	46
KENYA	154	598	276	NIGERIA	29	247	110
REUNION	395	1 333	622	CAMEROON	9	98	42
REP S AFRICA	30	147	67	KENYA	48	228	98
USA	3 414	21 120	9 667	ZIMBABWE	17	76	35
CANADA	9	104	48	REP S AFRICA	293	7 910	3 600
GUADELOUPE	332	1 263	599	USA	929	30 905	14 009
MARTINIQUE	371	1 256	586	CANADA	26	623	285
NETH ANTILL	54	132	59	COLOMBIA	6	120	51
ARGENTINA	319	1 412	666	VENEZUELA	5	94	43
CYPRUS	1 725	5 392	2 470	FRENCH GUIAN	10	71	35
LEBANON	183	320	146	BRAZIL	21	304	143
IRAQ	4	106	46	CHILE	27	310	142
IRAN	58	201	88	PARAGUAY	26	95	45
ISRAEL	11 798	33 142	15 332	ARGENTINA	14	93	42
JORDAN	589	1 762	788	CYPRUS	93	348	164
SAUDI ARABIA	677	2 556	1 145	SYRIA	16	137	64
KUWAIT	357	971	454	IRAQ	11	1 511	664
BAHRAIN	110	281	125	IRAN	39	141	61
QATAR	54	237	108	ISRAEL	549	1 746	810
ARAB EMIRAT	1 000	2 926	1 353	JORDAN	70	246	112
OMAN	95	349	157	SAUDI ARABIA	170	2 792	1 274
PAKISTAN	15	124	51	KUWAIT	21	559	249
INDIA	37	282	135	BAHRAIN	8	76	35
SRI LANKA	114	225	101	QATAR	9	179	80
INDONESIA	105	637	276	ARAB EMIRAT	122	1 379	654
MALAYSIA	227	750	353	OMAN	39	225	104
SINGAPORE	4 903	15 952	7 416	AFGHANISTAN	8	65	31
CHINA	8 661	30 383	13 542	INDIA	5	470	209
SOUTH KOREA	5	96	45	BANGLADESH	4	113	55
JAPAN	52	240	103	INDONESIA	64	1 279	590
TAIWAN	1 325	4 235	1 984	MALAYSIA	83	717	319
HONG KONG	1 179	3 381	1 552	SINGAPORE	243	4 414	2 054
AUSTRALIA	1 626	4 985	2 272	PHILIPPINES	4	93	43
				JAPAN	32	236	109
				TAIWAN	190	1 642	770
				HONG KONG	146	2 534	1 197
				AUSTRALIA	270	4 778	2 193
762 RADIO BROADCAST RECEIVRS							
IMPORTS	366 068	1 591 522	738 198	763 SOUND RECORDRS, PHONOGRPH			
FRANCE	8 238	83 034	37 780	IMPORTS	294 375	2 311 667	1 075 672
BELGIUM LUX	4 890	14 783	6 856	FRANCE	1 289	8 707	3 962
NETHERLANDS	7 235	23 450	11 006	BELGIUM LUX	11 557	99 369	46 407
ITALY	1 793	5 160	2 443	NETHERLANDS	8 172	60 667	28 409
UNTD KINGDOM	1 049	9 254	4 254	ITALY	454	3 648	1 726
IRELAND	88	319	136	UNTD KINGDOM	15 503	142 971	66 007
DENMARK	589	3 284	1 544	IRELAND	22	342	149
PORTUGAL	13 390	137 623	63 302	DENMARK	686	5 859	2 771
SPAIN	31	278	127	PORTUGAL	1 744	9 405	4 319
CANARY IS	9	193	85	SPAIN		87	39
NORWAY	109	338	168	NORWAY	69	715	330
SWEDEN	29	203	95	SWEDEN	58	569	262
SWITZERLAND	366	4 315	1 999	FINLAND	34	398	195
AUSTRIA	10 629	56 110	25 724	SWITZERLAND	564	14 913	6 948
TURKEY	73	142	64	AUSTRIA	6 159	86 395	40 872
SOVIET UNION	1 201	852	399	SOVIET UNION	1	145	68
POLAND	5 148	8 141	3 791	POLAND	3 104	2 603	1 195
USA	149	1 301	619	CZECHOSLOVA	1 168	1 075	508
CANADA	1 963	20 892	9 497	HUNGARY	430	953	450
BRAZIL	2 104	21 259	9 676	BULGARIA	36	196	96
ISRAEL	151	465	222	USA	567	15 137	7 129
MALAYSIA	41 383	149 667	69 705	CANADA	8	158	73
SINGAPORE	18 504	63 884	29 660	SAUDI ARABIA	13	149	69
PHILIPPINES	790	2 174	993	KUWAIT		92	45
CHINA	4 266	9 602	4 662	NORTH YEMEN	11	500	242
SOUTH KOREA	57 957	173 767	80 760	INDIA	2	83	41
JAPAN	85 628	571 062	265 106	MALAYSIA	1 580	6 291	2 884
TAIWAN	54 621	119 682	56 219	SINGAPORE	1 666	13 825	6 498
HONG KONG	43 458	109 968	51 020	PHILIPPINES	453	1 680	775
MACAO	195	527	245	CHINA	496	1 561	748
EXPORTS	113 005	736 136	340 864	SOUTH KOREA	15 690	75 894	36 485
FRANCE	23 580	107 297	49 492	JAPAN	207 553	1 708 595	793 062
BELGIUM LUX	10 024	83 499	38 563	TAIWAN	6 651	25 341	11 992
NETHERLANDS	15 087	66 614	31 174	HONG KONG	6 595	22 722	10 633
ITALY	12 998	65 154	29 989	MACAO	23	106	52
UNTD KINGDOM	9 493	122 905	56 941	AUSTRALIA	8	215	96
IRELAND	446	2 844	1 318				



6 IMPORTS AND EXPORTS (SPECIAL TRADE) BY GROUPS OF THE SITC-REV. II AND BY COUNTRIES OF PRODUCTION AND CONSUMPTION 1986

GROUP COUNTRY	DT = 100 KG	1 000 DM	1 000 \$	GROUP COUNTRY	DT = 100 KG	1 000 DM	1 000 \$
EXPORTS	217 543	2 173 096	1 007 387	SPAIN	6 286	32 982	15 295
FRANCE	55 621	566 972	262 729	ICELAND	1	76	30
BELGIUM LUX	13 175	134 648	62 397	NORWAY	2 619	20 660	9 587
NETHERLANDS	27 729	248 687	113 975	SWEDEN	2 492	29 225	13 414
ITALY	26 608	292 437	135 050	FINLAND	190	6 218	2 943
UNITED KINGDOM	32 933	308 730	144 288	SWITZERLAND	8 808	106 841	49 854
IRELAND	1 061	10 176	4 923	AUSTRIA	25 218	286 565	134 371
DENMARK	4 564	47 053	21 793	MALTA	16	76	35
GREECE	11 113	107 828	50 603	YUGOSLAVIA	2 089	7 963	3 695
PORTUGAL	1 794	16 100	7 495	TURKEY	56	3 737	1 752
SPAIN	6 374	59 578	28 312	SOVIET UNION	101	469	218
CANARY IS	167	1 547	708	POLAND	3 796	2 111	1 456
CEUTA MEL	7	184	81	CZECHOSLOVAKIA	4 882	2 803	1 335
ICELAND	7	168	77	HUNGARY	6 922	7 628	3 549
NORWAY	912	10 814	4 957	ROMANIA	442	383	173
SWEDEN	1 730	18 949	8 820	BULGARIA	114	159	71
FINLAND	524	5 746	2 619	TUNISIA	3 523	7 916	3 670
SWITZERLAND	3 564	41 497	18 937	LIBYA	3	165	77
AUSTRIA	10 340	100 013	46 535	EGYPT	4	346	154
ANDORRA	94	986	453	NIGERIA	9	825	386
VATICAN CITY	2	67	30	CAMEROON	10	2 582	1 159
MALTA	187	1 846	868	ETHIOPIA		169	75
YUGOSLAVIA	628	11 596	5 358	REP S AFRICA	72	4 877	2 237
TURKEY	610	6 462	3 011	USA	15 484	354 642	164 385
SOVIET UNION	116	5 610	2 505	CANADA	1 037	40 515	18 667
POLAND	201	2 480	1 140	MEXICO		150	73
CZECHOSLOVAKIA	223	3 737	1 691	COSTA RICA	36	306	139
HUNGARY	502	6 722	3 196	NETH ANTILL	6	73	36
ROMANIA	106	1 645	772	COLOMBIA	362	2 114	916
BULGARIA	357	7 073	3 171	BRAZIL	385	9 133	4 159
ALBANIA	4	299	140	CHILE	1	102	45
MOROCCO	46	726	316	ARGENTINA	2	84	36
ALGERIA	11	695	305	SYRIA	3	265	121
TUNISIA	1	98	43	IRAQ	3	264	119
LIBYA	10	239	115	ISRAEL	475	12 395	5 802
EGYPT	266	6 800	3 239	JORDAN		269	121
BURKINA FASO	7	120	54	SAUDI ARABIA	11	2 000	925
SENEGAL	4	112	49	KUWAIT		144	65
NIGERIA	55	946	418	BAHRAIN	6	283	129
CAMEROON	20	293	142	ARAB EMIRAT	1	306	140
RWANDA	2	72	36	NORTH YEMEN		97	44
ANGOLA	9	135	63	SOUTH YEMEN		135	62
KENYA	35	195	89	AFGHANISTAN	1	84	41
UGANDA	3	307	135	PAKISTAN	1	327	156
TANZANIA	2	137	66	INDIA	325	4 661	780
REUNION	23	410	192	SRI LANKA	3	181	88
ZIMBABWE	22	975	407	MALAYSIA	1 789	6 119	2 816
REP S AFRICA	354	3 755	1 706	BRUNEI		363	173
USA	9 097	87 610	40 289	SINGAPORE	1 606	20 622	9 644
CANADA	1 262	6 056	2 796	PHILIPPINES	1 451	1 970	902
MEXICO	47	865	406	CHINA	176	624	289
CUBA	4	240	117	SOUTH KOREA	17 320	36 176	16 816
MARTINIQUE	22	243	116	JAPAN	186 005	1 514 308	706 786
JAMAICA	3	95	44	TAIWAN	49 249	93 343	43 038
COLOMBIA	15	252	111	HONG KONG	7 591	24 670	11 430
BRAZIL	32	776	359	AUSTRALIA	17	925	441
CHILE	7	117	55	NEW ZEALAND	10	114	55
PARAGUAY	4	278	137	EXPORTS	528 003	5 719 884	2 657 089
ARGENTINA	569	7 547	3 555	FRANCE	76 333	515 236	240 889
CYPRUS	123	1 353	607	BELGIUM LUX	42 964	326 485	152 942
SYRIA	14	359	171	NETHERLANDS	37 567	429 442	196 600
IRAQ	5	175	81	ITALY	18 398	321 694	150 066
IRAN	49	575	249	UNITED KINGDOM	34 304	342 436	159 189
ISRAEL	210	3 314	1 560	IRELAND	1 408	22 865	10 649
JORDAN	12	115	53	DENMARK	13 450	169 831	79 474
SAUDI ARABIA	93	891	410	GREECE	21 985	131 662	61 299
KUWAIT	14	1 136	516	PORTUGAL	14 207	91 791	42 631
QATAR	5	76	33	SPAIN	15 693	138 365	64 547
ARAB EMIRAT	126	959	439	CANARY IS	682	3 690	1 735
OMAN	8	79	35	CEUTA MEL	24	175	80
NORTH YEMEN	3	390	175	ICELAND	273	2 429	1 137
SOUTH YEMEN	1	401	187	NORWAY	6 808	94 139	43 579
AFGHANISTAN	13	1 146	514	SWEDEN	6 999	68 020	31 448
PAKISTAN	22	578	276	FINLAND	5 035	69 545	32 183
INDIA	22	1 872	875	SWITZERLAND	23 960	284 433	132 983
SRI LANKA	1	108	46	AUSTRIA	55 455	374 750	173 419
THAILAND	49	1 705	786	ANDORRA	62	372	174
INDONESIA	5	132	60	GIBRALTAR	9	104	47
MALAYSIA	39	1 094	504	VATICAN CITY	225	1 871	931
SINGAPORE	103	1 263	570	MALTA	467	1 578	728
CHINA	60	1 669	785	YUGOSLAVIA	4 363	60 597	28 486
SOUTH KOREA	81	638	300	TURKEY	11 517	157 929	73 178
JAPAN	328	3 043	1 428	SOVIET UNION	236	11 374	5 141
TAIWAN	43	430	196	POLAND	380	5 610	2 612
HONG KONG	512	4 113	1 840	CZECHOSLOVAKIA	672	7 713	3 652
AUSTRALIA	326	4 295	2 010	HUNGARY	1 783	13 477	6 278
NEW ZEALAND	27	106	47	ROMANIA	73	2 027	871
FIJI	3	107	50	BULGARIA	1 269	17 783	8 218
WEST SAMOA	2	164	82	ALBANIA	33	1 194	537
764 TELECOM EQPT PTS, ACC NES				MOROCCO	1 593	7 562	3 536
IMPORTS	565 326	3 904 751	1 816 387	ALGERIA	6 860	63 456	29 628
FRANCE	60 139	381 244	176 431	TUNISIA	6 976	22 829	10 658
BELGIUM LUX	27 978	172 074	80 238	LIBYA	1 865	35 200	16 842
NETHERLANDS	16 714	168 402	78 562	EGYPT	2 229	50 548	22 646
ITALY	43 499	165 185	76 583	SUDAN	42	1 799	824
UNITED KINGDOM	31 322	238 302	110 535	BURKINA FASO	9	148	70
IRELAND	538	8 396	4 006	NIGER	2	106	49
DENMARK	23 895	80 147	37 364	CAPE VERDE		186	90
GREECE	2 899	25 920	11 907	SENEGAL	2	95	46
PORTUGAL	5 297	11 926	5 504	GAMBIA	16	280	132
				GUINEA	180	4 133	2 052
				SIERRA LEONE		64	31



6 IMPORTS AND EXPORTS (SPECIAL TRADE) BY GROUPS OF THE SITC-REV. 11 AND BY COUNTRIES OF PRODUCTION AND CONSUMPTION 1986

GROUP COUNTRY	DT = 100 KG	1 000 DM	1 000 \$	GROUP COUNTRY	DT = 100 KG	1 000 DM	1 000 \$
LIBERIA	14	359	164	UNT D KINGDOM	31 814	53 429	24 696
IVORY COAST	51	761	352	IRELAND	3 548	11 607	5 292
GHANA	57	816	370	DENMARK	2 735	8 248	3 845
TOGO	4	163	75	GREECE	191	306	143
BENIN	12	402	192	PORTUGAL	3 868	5 662	2 623
NIGERIA	226	22 076	10 209	SPAIN	2 937	12 967	6 023
CAMEROON	686	20 817	9 573	CANARY IS	10	326	150
GABON	18	515	221	NORWAY	2 848	11 421	5 439
ZAIRE	83	1 658	735	SWEDEN	8 217	21 752	10 162
RWANDA	53	460	211	FINLAND	23 861	19 950	9 276
BURUNDI	5	66	30	SWITZERLAND	61 479	94 503	44 022
ANGOLA	26	529	262	AUSTRIA	27 441	121 601	56 574
ETHIOPIA	72	1 599	727	MALTA	155	2 858	1 325
SOMALIA	4	262	125	YUGOSLAVIA	25 326	12 369	5 723
KENYA	129	6 190	2 824	TURKEY	1 483	1 170	511
UGANDA	50	636	293	POLAND	2 404	850	395
TANZANIA	188	3 511	1 553	CZECHOSLOVA	562	354	171
SEYCHELLES	15	319	145	HUNGARY	2 815	3 051	1 392
MOZAMBIQUE	7	247	112	BULGARIA	698	878	395
REUNION	19	133	64	TUNISIA	1 423	8 784	4 101
MAURITIUS	25	510	242	EGYPT	18	67	33
COMOROS	4	92	45	NIGERIA	119	102	48
ZAMBIA	101	2 560	1 154	REP S AFRICA	71	368	172
ZIMBABWE	836	23 578	10 719	USA	15 256	141 121	64 804
MALAWI		214	100	CANADA	1 792	3 481	1 583
REP S AFRICA	6 998	231 278	107 498	MEXICO		303	138
BOTSWANA	9	368	173	BAHAMAS	23	83	34
SWAZILAND	3	113	48	COLOMBIA		91	44
USA	15 620	158 726	73 982	BRAZIL	737	1 535	713
CANADA	1 781	12 217	5 554	IRAN	823	821	406
MEXICO	1 246	39 346	17 881	ISRAEL	525	7 000	3 214
GUATEMALA	65	1 004	469	SAUDI ARABIA	131	152	72
HONDURAS	21	221	103	KUWAIT	5	644	319
EL SALVADOR	41	996	456	INDIA	64	333	154
NICARAGUA	92	1 711	779	SRI LANKA	14	99	47
COSTA RICA	261	2 394	1 113	THAILAND	2	137	66
PANAMA	19	286	134	MALAYSIA	709	4 075	1 877
CUBA	17	591	275	SINGAPORE	3 506	8 917	4 231
MARTINIQUE	41	217	100	PHILIPPINES	69	1 047	492
JAMAICA	8	127	57	CHINA	156	756	346
BARBADOS	6	69	30	SOUTH KOREA	166	1 186	561
NETH ANTILL	10	220	99	JAPAN	27 824	98 086	45 053
COLOMBIA	1 729	20 587	9 505	TAIWAN	4 540	17 117	7 913
VENEZUELA	1 015	19 021	9 036	HONG KONG	8 371	33 511	15 594
SURINAME	17	587	288				
ECUADOR	92	1 600	733	EXPORTS	892 766	1 812 186	841 709
PERU	217	6 240	2 848	FRANCE	74 136	233 267	107 962
BRAZIL	1 968	66 559	31 606	BELGIUM LUX	55 110	89 654	41 493
CHILE	999	18 741	8 613	NETHERLANDS	90 799	143 753	66 083
BOLIVIA	492	5 305	2 569	ITALY	26 638	106 249	49 195
PARAGUAY	519	12 649	6 045	UNT D KINGDOM	71 754	133 752	62 183
URUGUAY	903	4 787	2 257	IRELAND	7 187	11 729	5 452
ARGENTINA	10 155	114 285	53 264	DENMARK	29 940	44 239	20 583
CYPRUS	158	1 643	753	GREECE	6 433	6 865	3 169
LEBANON	848	1 111	520	PORTUGAL	10 606	10 952	5 144
SYRIA	210	4 477	1 956	SPAIN	14 523	81 008	37 473
IRAQ	760	48 461	22 273	CANARY IS	31	135	61
IRAN	8 829	142 320	66 058	ICELAND	275	482	217
ISRAEL	4 090	51 233	23 584	NORWAY	12 809	24 984	11 479
JORDAN	213	4 003	1 879	SWEDEN	40 496	77 622	35 996
SAUDI ARABIA	3 614	45 271	20 937	FINLAND	12 365	22 298	10 376
KUWAIT	1 332	24 220	10 818	SWITZERLAND	55 466	136 290	63 099
BAHRAIN	119	6 005	2 815	AUSTRIA	44 040	107 843	50 254
QATAR	123	2 866	1 364	ANDORRA	19	72	34
ARAB EMIRAT	693	15 391	7 026	MALTA	212	280	133
OMAN	410	10 439	4 642	YUGOSLAVIA	2 524	11 297	5 256
NORTH YEMEN	53	1 285	601	TURKEY	4 263	16 100	7 505
SOUTH YEMEN	10	525	246	SOVIET UNION	1 166	5 401	2 522
AFGHANISTAN	30	1 688	779	POLAND	158	1 477	664
PAKISTAN	2 936	58 565	27 687	CZECHOSLOVA	547	4 396	2 131
INDIA	2 648	47 250	21 931	HUNGARY	3 530	6 961	3 192
BANGLADESH	535	4 841	2 215	ROMANIA	65	754	329
MALDIVES	14	541	250	BULGARIA	1 693	4 875	2 296
SRI LANKA	41	1 530	703	ALBANIA	11	74	33
NEPAL	4	178	77	MOROCCO	29	179	82
BURMA	696	7 104	3 416	ALGERIA	17 376	15 879	7 583
THAILAND	1 438	29 938	13 552	TUNISIA	1 948	6 219	2 900
VIETNAM	3	112	52	LIBYA	6 162	6 354	2 917
INDONESIA	6 787	90 339	40 999	EGYPT	13 984	12 659	5 846
MALAYSIA	2 166	44 140	21 205	SUDAN	40	194	86
BRUNEI	47	913	417	LIBERIA	172	238	111
SINGAPORE	4 753	82 367	37 253	IVORY COAST	2 627	2 330	1 042
PHILIPPINES	1 053	23 192	11 009	GHANA	92	472	226
CHINA	6 682	53 990	25 599	NIGERIA	11 694	8 334	3 756
NORTH KOREA	181	2 259	943	CAMEROON	214	342	150
SOUTH KOREA	902	17 321	8 014	ZAIRE	42	90	44
JAPAN	1 418	21 063	9 991	BURUNDI	177	218	94
TAIWAN	4 435	43 368	20 041	ANGOLA	116	153	68
HONG KONG	1 139	11 000	5 058	ETHIOPIA	366	607	270
MACAO	18	344	163	KENYA	75	1 624	743
AUSTRALIA	4 970	150 322	68 776	UGANDA	43	104	47
NEW ZEALAND	83	1 374	626	TANZANIA	91	196	88
SOLOMON IS	19	205	100	MOZAMBIQUE	178	300	147
FIJI	7	162	74	ZAMBIA	31	104	51
FR POLYNESIA	23	88	42	ZIMBABWE	304	214	98
				MALAWI	3	68	32
771 ELECTRIC POWER MACHY NES				REP S AFRICA	8 609	16 510	7 648
IMPORTS	417 703	922 291	426 943	USA	41 429	117 357	54 811
FRANCE	95 941	90 283	41 552	CANADA	5 318	11 923	5 502
BELGIUM LUX	21 891	37 177	17 163	MEXICO	343	3 623	1 715
NETHERLANDS	15 327	47 841	22 325	GUATEMALA	108	200	95
ITALY	15 691	33 425	15 527	HONDURAS	1	231	95
				EL SALVADOR	162	185	86



6 IMPORTS AND EXPORTS (SPECIAL TRADE) BY GROUPS OF THE SITC-REV. 11 AND BY COUNTRIES OF PRODUCTION AND CONSUMPTION 1986

GROUP COUNTRY	DT = 100 KG	1 000 DM	1 000 \$	GROUP COUNTRY	DT = 100 KG	1 000 DM	1 000 \$
NICARAGUA	174	241	109	EXPORTS	1 414 517	8 849 265	4 092 200
COSTA RICA	163	299	136	FRANCE	123 840	1 135 840	523 289
DOMINIC REP	37	369	152	BELGIUM LUX	91 101	425 484	196 903
NETH ANTILL	119	115	55	NETHERLANDS	141 520	649 609	300 173
COLOMBIA	290	1 341	621	ITALY	105 272	841 228	389 394
VENEZUELA	2 280	8 409	3 948	UNTD KINGDOM	98 340	672 199	311 646
ECUADOR	127	201	93	IRELAND	10 898	46 742	21 809
PERU	337	499	240	DENMARK	35 226	194 484	89 715
BRAZIL	3 518	12 009	5 464	GREECE	12 644	48 335	22 271
CHILE	2 359	3 280	1 592	PORTUGAL	13 378	71 280	33 015
PARAGUAY	947	1 569	765	SPAIN	43 235	235 621	109 033
URUGUAY	89	68	33	CANARY IS	376	2 259	1 057
ARGENTINA	197	1 886	843	CEUTA MEL	24	254	114
CYPRUS	135	296	141	ICELAND	2 040	6 328	2 951
LEBANON	421	325	152	NORWAY	39 585	209 789	96 610
SYRIA	410	649	287	SWEDEN	80 995	423 580	196 037
IRAQ	3 572	4 406	1 956	FINLAND	24 058	133 414	61 630
IRAN	14 383	18 805	8 928	SWITZERLAND	89 570	599 904	277 666
ISRAEL	6 310	6 900	3 181	AUSTRIA	109 693	593 737	275 167
JORDAN	259	411	190	ANDORRA	14	437	197
SAUDI ARABIA	43 987	42 539	20 001	MALTA	415	2 031	928
KUWAIT	24 405	32 418	15 530	YUGOSLAVIA	6 310	67 440	31 454
BAHRAIN	1 221	1 098	503	TURKEY	14 822	85 466	39 259
QATAR	8 043	5 496	2 548	SOVIET UNION	4 326	94 179	43 604
ARAB EMIRAT	2 916	4 221	2 036	POLAND	1 673	18 555	8 692
OMAN	289	391	178	CZECHOSLOVA	1 170	16 315	8 525
NORTH YEMEN	512	445	199	HUNGARY	4 807	60 645	28 313
SOUTH YEMEN	2 465	2 451	1 094	ROMANIA	151	5 413	2 485
AFGHANISTAN	72	98	44	BULGARIA	1 144	17 400	8 043
PAKISTAN	5 347	10 184	4 643	ALBANIA	242	2 316	1 086
INDIA	3 811	15 443	7 073	MOROCCO	300	2 049	950
BANGLADESH	1 734	2 254	1 038	ALGERIA	2 454	13 468	6 148
SRI LANKA	854	589	274	TUNISIA	6 640	26 037	12 055
BURMA	4 157	4 755	2 211	LIBYA	7 138	35 480	15 897
THAILAND	3 626	4 427	2 018	EGYPT	11 615	57 986	26 926
LAOS	341	336	164	SUDAN	955	5 733	2 681
INDONESIA	11 668	17 272	8 186	CAPE VERDE	398	1 016	494
MALAYSIA	5 578	10 467	4 815	SENEGAL	21	126	59
BRUNEJ	12	67	30	GUINEA	171	498	231
SINGAPORE	23 325	30 882	14 443	SIERRA LEONE	73	88	39
PHILIPPINES	1 532	1 455	670	LIBERIA	324	2 009	924
CHINA	19 965	30 871	14 762	IVORY COAST	153	805	367
NORTH KOREA	11	300	149	GHANA	237	1 978	950
SOUTH KOREA	1 131	6 513	3 017	TOGO	9	73	33
JAPAN	1 001	6 379	2 930	BENIN	16	96	46
TAIWAN	2 714	7 672	3 600	NIGERIA	1 685	13 151	6 050
HONG KONG	3 023	5 067	2 366	CAMEROON	433	2 969	1 326
MACAO	182	110	53	EQUAT GUINEA	16	69	32
AUSTRALIA	3 770	14 847	6 976	GABON	8	111	50
NEW ZEALAND	179	622	286	ZAIRE	127	801	367
772 SWITCHGEAR ETC & PTS NES				RWANDA	318	1 047	493
IMPORTS	461 718	3 707 247	1 713 665	BURUNDI	790	3 482	1 562
FRANCE	88 871	502 305	232 164	ANGOLA	331	1 737	777
BELGIUM LUX	19 320	191 376	88 657	ETHIOPIA	385	1 389	619
NETHERLANDS	35 313	241 192	111 367	SOMALIA	149	421	195
ITALY	41 314	201 530	93 295	KENYA	364	3 100	1 436
UNTD KINGDOM	25 336	245 379	113 206	UGANDA	30	290	135
IRELAND	5 687	57 090	26 347	TANZANIA	326	1 462	672
DENMARK	5 086	37 467	17 322	MOZAMBIQUE	221	1 746	861
GREECE	9 733	21 437	9 850	MADAGASCAR	9	93	45
PORTUGAL	9 948	79 560	36 699	MAURITIUS	37	117	53
SPAIN	17 942	79 805	36 991	ZAMBIA	91	750	345
ICELAND	4	67	32	ZIMBABWE	300	2 183	1 027
NORWAY	3 882	14 263	6 686	MALAWI	13	125	58
SWEDEN	11 997	45 859	21 384	REP S AFRICA	13 106	85 880	39 713
FINLAND	1 883	8 297	3 932	BOTSWANA	55	100	48
SWITZERLAND	39 385	562 995	260 475	USA	59 657	487 870	226 157
AUSTRIA	30 152	249 542	115 144	CANADA	12 253	60 411	27 676
ANDORRA	109	3 962	1 795	MEXICO	7 532	45 395	20 240
MALTA	732	5 359	2 487	GUATEMALA	364	2 407	1 157
YUGOSLAVIA	9 722	14 409	6 653	HONDURAS	15	130	64
TURKEY	513	866	410	EL SALVADOR	149	1 242	570
SOVIET UNION	39	205	94	NICARAGUA	253	2 179	986
POLAND	1 592	6 173	2 831	COSTA RICA	260	1 913	881
CZECHOSLOVA	225	329	155	PANAMA	38	329	153
HUNGARY	2 833	7 416	3 455	CUBA	450	1 210	544
ROMANIA	11	95	46	HAITI	190	1 394	643
BULGARIA	141	648	312	DOMINIC REP	234	1 225	540
TUNISIA	6 350	36 120	16 685	JAMAICA	24	91	42
REP S AFRICA	145	1 679	777	BARBADOS	11	3 584	1 467
USA	25 453	490 913	226 168	TRINIDAD TOB	6	177	81
CANADA	1 320	10 153	4 682	NETH ANTILL	158	606	280
MEXICO	318	2 748	1 275	COLOMBIA	1 801	11 021	5 162
COSTA RICA	131	1 156	538	VENEZUELA	7 239	39 666	18 616
PANAMA		189	94	SURINAME	14	87	39
NETH ANTILL		75	37	ECUADOR	815	3 084	1 391
BRAZIL	3 369	17 728	8 226	PERU	496	2 943	1 381
ISRAEL	263	2 436	1 128	BRAZIL	8 734	80 704	37 707
SAUDI ARABIA	87	1 223	553	CHILE	3 165	17 562	8 369
INDIA	231	953	431	BOLIVIA	32	326	145
THAILAND	296	5 599	2 636	PARAGUAY	1 907	5 977	2 831
MALAYSIA	2 401	18 072	8 327	URUGUAY	304	1 236	575
SINGAPORE	7 272	76 725	35 708	ARGENTINA	2 725	27 048	12 694
CHINA	83	928	438	CYPRUS	558	1 933	895
SOUTH KOREA	5 102	14 229	6 570	LEBANON	765	2 135	981
JAPAN	33 976	394 532	182 577	SYRIA	1 382	9 688	4 348
TAIWAN	8 161	34 196	15 851	IRAQ	8 410	40 185	18 363
HONG KONG	4 865	18 537	8 540	IRAN	12 192	72 929	34 178
AUSTRALIA	57	592	266	ISRAEL	12 114	65 112	30 203
NEW ZEALAND	1	83	37	JORDAN	1 494	6 025	2 729
				SAUDI ARABIA	31 754	96 057	43 767
				KUWAIT	17 788	60 673	27 378
				BAHRAIN	336	1 995	931







## 6 IMPORTS AND EXPORTS (SPECIAL TRADE) BY GROUPS OF THE SITC-REV. II AND BY COUNTRIES OF PRODUCTION AND CONSUMPTION 1986

GROUP COUNTRY	DT = 100 KG	1 000 DM	1 000 \$	GROUP COUNTRY	DT = 100 KG	1 000 DM	1 000 \$
POLAND	6	78	36	SAUDI ARABIA	1 681	44 937	20 869
CZECHOSLOVA	6	183	86	KUWAIT	351	5 523	2 639
HUNGARY	252	1 040	490	BAHRAIN	15	739	335
BULGARIA	44	470	218	QATAR	25	1 104	517
REP S AFRICA	9	587	275	ARAB EMIRAT	344	6 308	3 028
USA	5 931	189 960	87 589	OMAN	431	11 962	5 734
CANADA	65	762	349	NORTH YEMEN	63	1 107	516
BRAZIL	7	88	40	PAKISTAN	286	5 729	2 621
ISRAEL	424	8 395	3 941	INDIA	1 919	37 203	17 447
SAUDI ARABIA		149	68	BANGLADESH	127	3 229	1 496
KUWAIT	10	61	30	SRI LANKA	41	535	243
ARAB EMIRAT	2	177	86	NEPAL	2	65	31
SINGAPORE	2	81	41	BURMA	14	362	180
SOUTH KOREA	3	73	36	THAILAND	239	3 986	1 800
JAPAN	3 821	111 258	51 621	VIETNAM	4	171	81
TAIWAN	20	148	74	INDONESIA	189	3 731	1 622
HONG KONG	3	117	56	MALAYSIA	342	5 140	2 417
EXPORTS	117 453	2 416 678	1 121 729	BRUNEI	58	747	329
FRANCE	7 734	168 235	78 137	SINGAPORE	175	4 005	1 892
BELGIUM LUX	3 759	73 219	33 853	PHILIPPINES	50	1 388	682
NETHERLANDS	8 129	138 046	64 523	CHINA	2 760	74 376	35 088
ITALY	5 154	103 314	47 446	NORTH KOREA	25	70	31
UNTD KINGDOM	6 147	122 225	56 615	SOUTH KOREA	732	15 818	7 364
IRELAND	426	8 935	4 029	JAPAN	2 509	53 222	24 820
DENMARK	783	20 424	9 427	TAIWAN	497	13 596	6 182
GREECE	2 047	47 890	21 460	HONG KONG	198	4 867	2 274
PORTUGAL	608	11 841	5 462	AUSTRALIA	1 310	26 386	12 020
SPAIN	1 707	30 152	13 994	NEW ZEALAND	142	2 625	1 230
CANARY IS	83	656	277	FR POLYNESIA	51	3 617	1 803
ICELAND	40	694	333	775 HOUSEHOLD TYPE EQUIP NES			
NORWAY	973	19 431	8 978	IMPORTS	2 080 456	2 220 691	1 031 490
SWEDEN	2 353	44 260	20 390	FRANCE	170 943	250 504	116 396
FINLAND	1 188	18 022	8 319	BELGIUM LUX	15 197	29 919	13 769
SWITZERLAND	2 779	52 020	23 995	NETHERLANDS	41 285	93 688	43 615
AUSTRIA	3 177	67 363	31 322	ITALY	984 656	750 115	346 536
MALTA	82	2 671	1 337	UNTD KINGDOM	63 283	78 324	36 434
YUGOSLAVIA	2 414	66 998	31 736	IRELAND	39 889	91 663	42 378
TURKEY	1 370	16 796	7 950	DENMARK	31 243	27 370	12 867
SOVIET UNION	1 042	32 293	15 252	GREECE	5 791	3 511	1 653
POLAND	683	32 506	14 796	PORTUGAL	1 263	1 598	726
CZECHOSLOVA	690	26 823	12 845	SPAIN	69 422	82 064	38 154
HUNGARY	484	21 510	9 607	NORWAY	2 342	3 317	1 535
ROMANIA	153	3 496	1 644	SWEDEN	49 285	90 967	42 177
BULGARIA	614	14 304	6 733	FINLAND	4 201	4 718	2 176
MOROCCO	256	4 704	2 163	SWITZERLAND	37 061	69 029	41 126
ALGERIA	306	8 112	3 901	AUSTRIA	174 733	186 367	86 363
TUNISIA	576	6 000	2 833	YUGOSLAVIA	167 731	80 439	37 327
LIBYA	167	4 541	2 049	TURKEY	672	575	254
EGYPT	791	15 111	7 084	SOVIET UNION	19 673	6 548	3 007
SUDAN	43	613	277	POLAND	7 685	5 398	2 487
NIGER	5	109	53	CZECHOSLOVA	8 333	4 826	2 249
GUINEA	8	170	85	HUNGARY	26 707	17 548	8 166
IVORY COAST	62	1 125	550	ROMANIA	10 302	3 543	1 672
GHANA	3	109	53	USA	5 972	17 591	8 163
TOGO	23	245	112	CANADA	55	599	277
NIGERIA	265	5 844	2 680	BRAZIL	776	3 183	1 472
CAMEROON	9	141	67	IRAN	26	178	76
GABON	6	99	47	ISRAEL	32	131	61
ZAIRE	46	830	376	MALAYSIA	77	483	214
BURUNDI	15	93	45	SINGAPORE	12 114	19 543	9 034
ANGOLA	12	170	78	CHINA	178	162	79
ETHIOPIA	45	1 003	490	SOUTH KOREA	18 165	19 230	9 194
SOMALIA	12	294	144	JAPAN	81 377	181 945	84 706
KENYA	120	2 922	1 375	TAIWAN	922	2 348	1 081
UGANDA	6	136	65	HONG KONG	28 983	73 025	33 960
TANZANIA	21	183	87	EXPORTS	3 533 848	4 804 165	2 226 859
SEYCHELLES	25	460	202	FRANCE	667 964	838 577	388 034
MAURITIUS	1	82	39	BELGIUM LUX	283 347	341 182	158 463
ZIMBABWE	75	1 239	591	NETHERLANDS	409 289	506 641	233 990
MALAWI	15	157	75	ITALY	224 717	306 534	142 047
REP S AFRICA	1 964	39 740	18 244	UNTD KINGDOM	349 915	511 468	236 922
BOTSWANA	3	118	52	IRELAND	39 089	54 877	25 409
USA	35 613	668 826	309 877	DENMARK	151 727	177 219	82 284
CANADA	2 856	55 719	25 741	GREECE	67 598	83 685	38 894
MEXICO	536	16 875	7 706	PORTUGAL	36 177	39 355	18 186
GUATEMALA	7	251	115	SPAIN	94 215	99 091	46 012
EL SALVADOR	20	353	171	CANARY IS	2 088	4 018	1 866
NICARAGUA	43	589	275	CEUTA MEL	29	86	36
COSTA RICA	139	2 491	1 135	ICELAND	5 634	7 970	3 749
PANAMA	26	336	156	FAROE IS	442	794	365
CUBA	332	5 871	2 715	NORWAY	135 425	183 687	84 774
WEST INDIES	2	74	33	SWEDEN	111 458	161 757	75 486
DOMINIC REP	54	1 440	703	FINLAND	66 926	101 833	47 094
TRINIDAD TOB	130	3 248	1 574	SWITZERLAND	235 974	356 335	165 039
NETH ANTILL	1	86	37	AUSTRIA	306 146	393 762	183 264
COLOMBIA	631	7 172	3 448	ANDORRA	361	1 328	632
VENEZUELA	228	8 235	3 866	GIBRALTAR	51	153	62
ECUADOR	16	753	345	MALTA	1 972	2 472	1 137
PERU	7	356	162	YUGOSLAVIA	18 833	27 617	12 926
BRAZIL	475	18 593	8 761	TURKEY	27 353	38 907	18 218
CHILE	72	1 592	727	SOVIET UNION	1 056	2 391	1 123
BOLIVIA		105	45	POLAND	3 971	4 500	2 072
PARAGUAY	79	3 248	1 608	CZECHOSLOVA	625	2 025	943
URUGUAY	3	267	121	HUNGARY	3 246	4 730	2 212
ARGENTINA	273	5 582	2 529	ROMANIA	190	353	161
CYPRUS	108	2 435	1 165	BULGARIA	947	1 385	638
LEBANON	170	6 438	3 184	MOROCCO	119	330	152
SYRIA	120	1 881	870	ALGERIA	52	187	88
IRAQ	159	4 358	2 056	TUNISIA	215	348	167
IRAN	243	7 759	3 605				
ISRAEL	539	14 236	6 520				
JORDAN	401	5 882	2 636				



## 6 IMPORTS AND EXPORTS (SPECIAL TRADE) BY GROUPS OF THE SITC-REV. 11 AND BY COUNTRIES OF PRODUCTION AND CONSUMPTION 1986

GROUP COUNTRY	DT / 100 KG	1 000 DM	1 000 \$	GROUP COUNTRY	DT / 100 KG	1 000 DM	1 000 \$
LIBYA	435	938	411	EL SALVADOR	2	310	128
EGYPT	8 172	9 977	4 484	HAITI	12	475	213
LIBERIA	43	83	40	BARBADOS	5	844	395
IVORY COAST	57	144	68	BRAZIL	434	14 758	6 755
GHANA	84	179	80	ARGENTINA	23	1 104	500
TOGO	27	72	32	SYRIA	10	70	32
NIGERIA	195	483	216	ISRAEL	8	860	415
CAMEROON	90	279	121	INDIA	16	371	177
GABON	35	114	48	THAILAND	772	71 752	33 202
ZAIRE	180	347	161	INDONESIA	144	5 462	2 435
ANGOLA	31	122	57	MALAYSIA	2 600	163 682	75 357
ETHIOPIA	164	295	137	SINGAPORE	1 737	129 371	60 169
KENYA	156	433	203	PHILIPPINES	4 157	130 836	60 636
UGANDA	27	65	30	CHINA	8	145	68
TANZANIA	103	167	74	NORTH KOREA		77	37
REUNION	167	327	151	SOUTH KOREA	5 091	76 821	35 378
MAURITIUS	57	130	57	JAPAN	79 692	1 056 613	488 206
ZIMBABWE	576	564	256	TAIWAN	11 426	245 773	114 410
REP S AFRICA	23 544	26 987	12 563	HONG KONG	1 340	112 285	51 348
USA	90 793	178 860	83 666	AUSTRALIA		134	60
CANADA	13 667	37 712	17 473				
MEXICO	65	601	266	EXPORTS	528 708	3 890 612	1 800 719
COSTA RICA	115	200	96	FRANCE	107 554	547 006	252 914
PANAMA	30	76	34	BELGIUM LUX	46 312	152 080	70 424
GUADELOUPE	339	446	212	NETHERLANDS	31 133	191 332	88 122
MARTINIQUE	31	117	56	ITALY	71 943	518 732	239 947
NETH ANTILL	44	222	103	UNITD KINGDOM	33 541	430 825	198 937
COLOMBIA	159	414	198	IRELAND	603	19 132	8 940
VENEZUELA	177	706	307	DENMARK	4 135	54 278	25 153
FRENCH GUIAN	61	114	51	GREECE	18 796	34 432	16 012
ECUADOR	47	120	53	PORTUGAL	2 699	63 610	28 936
PERU	1 769	2 435	1 145	SPAIN	62 624	120 830	56 041
BRAZIL	105	663	308	CANARY IS	276	471	203
CHILE	2 040	3 651	1 703	ICELAND		126	60
BOLIVIA	131	257	111	NORWAY	423	28 098	13 023
PARAGUAY	173	332	156	SWEDEN	3 432	40 654	18 926
URUGUAY	1 105	1 331	623	FINLAND	9 266	49 165	23 221
ARGENTINA	222	1 607	749	SWITZERLAND	3 528	123 645	57 077
CYPRUS	5 549	7 583	3 528	AUSTRIA	45 196	291 403	134 855
LEBANON	2 476	2 965	1 327	ANDORRA	5	471	219
SYRIA	1 274	2 500	1 142	MALTA	20	1 493	702
IRAQ	439	1 161	547	YUGOSLAVIA	1 307	27 500	12 758
IRAN	4 650	7 119	3 211	TURKEY	22 688	51 040	23 509
ISRAEL	39 523	44 074	20 526	SOVIET UNION	1 405	11 930	5 464
JORDAN	1 307	1 736	790	POLAND	50	5 436	2 544
SAUDI ARABIA	9 795	20 522	9 533	CZECHOSLOVA	747	6 382	2 991
KUWAIT	4 317	9 056	4 195	HUNGARY	584	30 584	14 103
BAHRAIN	886	1 684	758	ROMANIA	15	1 032	481
QATAR	374	1 013	468	BULGARIA	269	9 077	4 260
ARAB EMIRAT	4 797	9 718	4 408	ALBANIA	1	108	49
OMAN	2 164	3 367	1 563	MOROCCO	589	1 099	509
NORTH YEMEN	27	82	35	ALGERIA	1 954	6 068	2 770
AFGHANISTAN	194	255	115	TUNISIA	2 532	9 030	4 179
PAKISTAN	719	1 958	920	LIBYA	17	463	208
INDIA	427	1 651	782	EGYPT	35	2 129	982
SRI LANKA	115	304	134	NIGERIA	2	631	281
BURMA	30	118	54	CONGO	84	62	30
THAILAND	2 368	3 694	1 701	ZAIRE	2	77	35
INDONESIA	1 149	2 432	1 109	RWANDA		79	37
MALAYSIA	601	1 451	664	TANZANIA	28	119	55
SINGAPORE	3 173	6 988	3 201	SEYHELLES		82	36
PHILIPPINES	657	735	334	ZIMBABWE		77	33
CHINA	3 861	4 541	2 096	REP S AFRICA	839	21 573	9 953
NORTH KOREA	103	175	84	USA	19 018	232 328	107 932
SOUTH KOREA	429	1 277	592	CANADA	695	10 007	4 716
JAPAN	13 501	68 326	31 614	MEXICO	23	4 573	2 160
TAIWAN	1 168	2 356	1 110	NICARAGUA		102	51
HONG KONG	10 712	21 742	10 063	COSTA RICA	2	462	209
AUSTRALIA	19 999	36 997	17 049	CUBA		222	107
PAPUA NEW G	34	79	37	BARBADOS	25	30 755	13 591
NEW ZEALAND	3 890	7 621	3 453	TRINIDAD TOB		158	76
NEW CALEDON	139	245	106	COLOMBIA	4	1 211	596
FR POLYNESIA	242	409	184	VENEZUELA	7	1 169	549
776 TRANSISTORS, VALVES, ETC				PERU	25	267	128
IMPORTS	538 860	5 541 222	2 558 083	BRAZIL	298	25 089	11 662
FRANCE	55 105	615 546	282 642	CHILE		507	231
BELGIUM LUX	13 457	90 550	41 784	PARAGUAY	9	441	204
NETHERLANDS	35 252	214 064	99 062	URUGUAY	6	145	65
ITALY	228 150	535 432	247 950	ARGENTINA	3 935	10 915	4 932
UNITD KINGDOM	60 536	695 216	320 788	CYPRUS	290	592	270
IRELAND	1 606	107 022	49 905	LEBANON	3	314	155
DENMARK	417	9 172	4 225	SYRIA	31	1 979	909
GREECE	7	94	42	IRAQ	6	584	272
PORTUGAL	3 350	77 504	35 257	IRAN	76	5 903	2 718
SPAIN	691	11 094	5 118	ISRAEL	5 914	20 002	9 318
NORWAY	4	1 517	703	JORDAN	27	131	60
SWEDEN	92	10 668	4 937	SAUDI ARABIA	75	1 694	802
FINLAND	25	1 857	863	KUWAIT	3	205	90
SWITZERLAND	2 130	78 681	36 622	QATAR		113	51
AUSTRIA	19 486	308 366	142 586	ARAB EMIRAT	3	326	148
MALTA	743	25 108	11 688	OMAN		603	292
YUGOSLAVIA	455	5 251	2 475	NORTH YEMEN	2	277	137
SOVIET UNION	392	881	414	AFGHANISTAN	3	323	147
POLAND	31	206	99	PAKISTAN	18	1 068	492
CZECHOSLOVA	119	169	77	INDIA	4 081	24 705	11 685
HUNGARY	109	873	387	BANGLADESH		233	108
BULGARIA	4	92	42	SRI LANKA	1	203	93
REP S AFRICA	3	185	85	BHUTAN	8	75	34
USA	8 860	719 444	331 205	BURMA	4	256	128
CANADA	72	11 772	5 278	THAILAND	35	55 520	25 798
MEXICO	131	8 498	3 836	INDONESIA	268	1 709	811
				MALAYSIA	1 981	66 283	30 547
				SINGAPORE	3 555	172 897	80 561



6 IMPORTS AND EXPORTS (SPECIAL TRADE) BY GROUPS OF THE SITC-REV. 11 AND BY COUNTRIES OF PRODUCTION AND CONSUMPTION 1986

GROUP COUNTRY	DT * 100 KG	1 000 DM	1 000 \$	GROUP COUNTRY	DT * 100 KG	1 000 DM	1 000 \$
PHILIPPINES	1 592	83 777	38 835	CAPE VERDE	51	99	44
CHINA	461	8 009	3 780	SENEGAL	214	335	153
SOUTH KOREA	677	19 613	9 059	GAMBIA	314	185	81
JAPAN	1 317	56 095	25 956	GUIN BISSAU	292	125	60
TAIWAN	5 113	126 785	59 187	GUINEA	1 194	634	293
HONG KONG	565	53 388	24 619	SIERRA LEONE	677	322	144
AUSTRALIA	3 885	14 010	6 478	LIBERIA	689	803	367
NEW ZEALAND	7	1 438	642	IVORY COAST	485	1 124	532
778 ELECTRICAL MACHINERY NES				GHANA	4 965	1 909	889
IMPORTS				TOGO	608	420	184
FRANCE	2 879 323	4 614 756	2 134 023	BENIN	140	165	68
BELGIUM LUX	235 130	337 089	154 986	NIGERIA	17 602	22 361	10 256
NETHERLANDS	1 116 863	409 634	189 229	CAMEROON	2 969	2 739	1 265
ITALY	187 766	321 811	149 358	GABON	1 495	1 241	556
UNITED KINGDOM	87 937	287 302	133 080	CONGO	186	253	115
IRELAND	1 900	15 699	7 444	ZAIRE	2 432	2 133	951
DENMARK	18 722	30 870	14 399	RWANDA	415	552	249
GREECE	8 177	6 805	3 162	BURUNDI	435	416	190
PORTUGAL	16 145	30 354	14 118	ANGOLA	399	1 223	550
SPAIN	133 799	249 139	115 729	ETHIOPIA	380	990	451
NORWAY	19 528	11 306	5 235	DJIBOUTI	56	102	46
SWEDEN	17 327	56 197	25 843	SOMALIA	171	330	145
FINLAND	4 903	10 486	4 891	KENYA	761	2 528	1 153
SWITZERLAND	90 577	393 669	182 030	UGANDA	171	371	168
AUSTRIA	152 862	219 461	101 726	TANZANIA	955	1 113	483
YUGOSLAVIA	58 057	51 790	23 943	MOZAMBIQUE	1 155	2 247	1 051
TURKEY	29	86	41	MADAGASCAR	21	145	66
SOVIET UNION	9 073	3 535	1 642	REUNION	342	445	204
POLAND	25 005	6 694	3 076	MAURITIUS	28	189	90
CZECHOSLOVAKIA	2 185	3 156	1 462	ZAMBIA	101	380	179
HUNGARY	20 350	28 979	13 349	ZIMBABWE	216	993	479
ROMANIA	1 294	2 399	1 098	MALAWI	17	86	41
BULGARIA	742	1 189	552	REP S AFRICA	15 845	54 171	24 970
TUNISIA	1	94	42	USA	291 884	878 741	407 155
EGYPT	3	242	108	CANADA	32 660	71 752	33 164
REP S AFRICA	1 153	1 916	880	MEXICO	3 740	14 383	6 495
USA	59 633	617 793	284 725	GUATEMALA	86	406	181
CANADA	19 753	18 992	8 763	HONDURAS	29	152	72
MEXICO	226	1 118	498	EL SALVADOR	422	465	206
CUBA	4	67	31	NICARAGUA	341	773	342
BARBADOS		158	75	COSTA RICA	246	1 189	554
BRAZIL	6 768	14 861	6 940	PANAMA	317	635	300
CYPRUS	127	263	127	CUBA	180	834	391
IRAQ	42	119	59	HAITI	74	90	41
ISRAEL	816	12 140	5 571	DOMINIC REP	651	821	357
SAUDI ARABIA	12	373	174	GUADELOUPE	105	326	154
INDIA	128	546	254	MARTINIQUE	685	686	318
THAILAND	98	615	281	JAMAICA	51	224	103
INDONESIA	3	129	60	TRINIDAD TOB	57	180	84
MALAYSIA	2 016	12 752	5 804	NETH ANTILL	44	288	130
SINGAPORE	7 485	61 563	28 242	COLOMBIA	2 609	10 095	4 719
PHILIPPINES	302	1 151	525	VENEZUELA	5 755	13 827	6 359
CHINA	293	306	152	SURINAME	14	92	43
SOUTH KOREA	40 221	100 105	46 658	FRENCH GUIAN	74	73	34
JAPAN	125 564	653 393	302 050	ECUADOR	2 109	4 017	1 849
TAIWAN	26 676	78 991	36 715	PERU	1 027	4 397	2 082
HONG KONG	6 803	24 934	11 564	BRAZIL	2 684	22 035	10 263
AUSTRALIA	4 886	10 515	4 937	CHILE	3 633	8 331	3 963
NEW ZEALAND	66	353	155	BOLIVIA	27	184	88
EXPORTS				PARAGUAY	284	444	208
FRANCE	417 851	915 612	422 663	URUGUAY	968	2 239	1 041
BELGIUM LUX	295 938	509 394	236 029	ARGENTINA	5 089	21 965	10 372
NETHERLANDS	233 276	591 042	273 516	CYPRUS	965	2 147	973
ITALY	335 913	691 739	320 515	LEBANON	4 552	3 875	1 744
UNITED KINGDOM	278 977	575 327	266 287	SYRIA	1 238	4 777	2 088
IRELAND	4 436	14 822	6 857	IRAQ	1 420	8 895	3 944
DENMARK	71 301	194 683	90 240	IRAN	21 119	37 273	16 960
GREECE	54 121	57 642	26 714	ISRAEL	23 261	48 939	22 812
PORTUGAL	19 331	44 726	20 761	JORDAN	10 836	8 935	4 117
SPAIN	169 806	327 567	151 468	SAUDI ARABIA	38 593	51 976	23 984
CANARY IS	3 280	5 636	2 609	KUWAIT	7 000	12 145	5 515
CEUTA MEL	32	191	88	BAHRAIN	4 767	2 799	1 290
ICELAND	5 406	6 750	3 144	QATAR	1 958	3 412	1 596
NORWAY	102 431	152 529	70 445	ARAB EMIRAT	9 291	15 116	6 981
SWEDEN	177 536	436 245	202 267	OMAN	1 236	2 691	1 205
FINLAND	47 334	135 462	62 716	NORTH YEMEN	379	723	330
SWITZERLAND	141 421	489 902	227 491	SOUTH YEMEN	13	174	74
AUSTRIA	111 124	364 251	168 966	AFGHANISTAN	572	928	403
ANDORRA	70	248	111	PAKISTAN	8 699	10 950	5 098
GIBRALTAR	70	107	41	INDIA	4 812	26 341	12 350
MALTA	1 040	1 699	796	BANGLADESH	1 391	2 597	1 205
YUGOSLAVIA	67 531	102 613	47 853	SRI LANKA	481	3 322	1 513
TURKEY	44 566	70 045	32 076	NEPAL	6	119	54
SOVIET UNION	142 873	143 338	65 842	BURMA	3 470	1 633	764
POLAND	18 869	27 403	12 799	THAILAND	2 001	6 402	2 956
CZECHOSLOVAKIA	43 767	62 617	29 392	LAOS	189	159	75
HUNGARY	32 829	63 041	29 397	VIETNAM	2 520	3 930	1 825
ROMANIA	10 295	7 908	3 592	INDONESIA	7 277	22 550	10 368
BULGARIA	37 046	46 214	21 294	MALAYSIA	6 239	18 241	8 478
ALBANIA	1 560	1 142	522	BRUNEI	30	853	412
MOROCCO	1 617	3 444	1 575	SINGAPORE	7 984	38 532	17 889
ALGERIA	60 394	45 971	20 569	PHILIPPINES	6 207	4 844	2 250
TUNISIA	3 270	5 841	2 638	CHINA	11 983	24 183	10 770
LIBYA	4 375	8 824	4 142	NORTH KOREA	76	419	198
EGYPT	31 734	45 674	21 673	SOUTH KOREA	17 623	43 989	20 403
SUDAN	503	1 119	519	JAPAN	42 584	120 892	56 009
MAURITANIA	211	198	92	TAIWAN	4 281	22 026	10 247
MALI	1 203	949	449	HONG KONG	9 623	33 376	15 566
NIGER	35	113	52	MACAO	8	169	80
				AUSTRALIA	49 439	107 731	49 628
				PAPUA NEW G	17	81	35
				NEW ZEALAND	9 493	8 393	3 924
				AMER OCEANIA	9	63	30
				NEW CALEDON	83	385	176



## 6 IMPORTS AND EXPORTS (SPECIAL TRADE) BY GROUPS OF THE SITC-REV. 11 AND BY COUNTRIES OF PRODUCTION AND CONSUMPTION 1986

GROUP COUNTRY	DT = 100 KG	1 000 DM	1 000 \$	GROUP COUNTRY	DT = 100 KG	1 000 DM	1 000 \$
WEST SAMOA	25	74	36	MOROCCO	3 781	11 810	5 457
FR POLYNESIA	2 798	2 380	1 111	ALGERIA	21 788	46 654	21 861
781 PASS MOTOR VEH EXC BUSES				TUNISIA	4 139	9 760	4 501
IMPORTS				LIBYA	6 106	11 696	5 423
FRANCE	1 949 923	2 513 555	1 157 662	EGYPT	25 349	55 608	25 405
BELGIUM LUX	3 537 045	5 510 316	2 552 682	SUDAN	3 977	8 970	4 183
NETHERLANDS	80 129	92 768	42 785	MAURITANIA	751	2 425	1 110
ITALY	1 054 680	1 208 081	561 307	MALI	559	1 503	704
UNTD KINGDOM	172 631	279 144	128 982	BURKINA FASO	266	804	373
DENMARK	8 096	11 461	5 336	NIGER	299	893	407
GREECE	884	1 417	674	CHAD	530	1 518	727
PORTUGAL	282	727	354	CAPE VERDE	50	69	33
SPAIN	655 311	793 071	367 115	SENEGAL	1 863	4 534	2 087
NORWAY	1 467	2 704	1 244	GAMBIA	775	671	311
SWEDEN	135 938	257 146	118 241	GUIN BISSAU	38	98	44
FINLAND	5 796	9 694	4 445	GUINEA	1 594	2 601	1 185
SWITZERLAND	6 821	10 275	4 720	SIERRA LEONE	1 486	3 464	1 613
AUSTRIA	91 115	160 459	74 491	LIBERIA	861	1 614	739
YUGOSLAVIA	38 852	60 050	28 740	IVORY COAST	4 384	11 946	5 509
TURKEY	235	213	98	GHANA	2 739	5 248	2 453
SOVIET UNION	119 661	57 086	26 567	TOGO	2 215	6 366	3 014
POLAND	14 937	8 886	4 164	BENIN	506	1 113	527
CZECHOSLOVA	31 135	14 301	6 607	NIGERIA	4 341	13 624	6 364
HUNGARY	138	129	62	CAMEROON	7 090	11 258	5 204
ROMANIA	195	143	68	CENT AFR REP	374	850	408
MOROCCO	40	200	100	EQUAT GUINEA	256	949	427
ALGERIA	80	78	31	GABON	1 510	5 653	2 601
EGYPT	252	516	249	CONGO	690	2 021	920
SUDAN	25	91	42	ZAIRE	5 417	14 688	6 748
SIERRA LEONE	150	126	57	RWANDA	1 113	2 382	1 083
NIGERIA	131	194	93	BURUNDI	1 282	3 471	1 625
CENT AFR REP	46	210	100	ANGOLA	1 011	2 001	886
GABON	79	65	30	ETHIOPIA	1 315	3 360	1 557
ZAIRE	52	214	107	DJIBOUTI	225	593	277
UGANDA	16	100	50	SOMALIA	2 521	5 196	2 447
REP S AFRICA	638	777	368	KENYA	3 930	11 990	5 584
USA	41 414	57 902	27 293	UGANDA	1 948	5 039	2 275
CANADA	1 566	2 514	1 220	TANZANIA	3 275	8 053	3 696
MEXICO	102	96	44	SEYCHELLES	54	235	110
COSTA RICA	41	82	40	MOZAMBIQUE	332	1 134	530
BAHAMAS	18	89	45	MADAGASCAR	312	900	420
DOMINIC REP	18	140	68	REUNION	6 056	13 655	6 371
VENEZUELA	62	183	86	MAURITIUS	634	1 467	669
BRAZIL	6 646	6 330	2 929	ZAMBIA	1 362	4 787	2 212
URUGUAY	189	144	66	ZIMBABWE	3 012	9 904	4 560
ARGENTINA	111	155	72	MALAWI	1 973	7 657	3 534
LEBANON	345	948	448	REP S AFRICA	1 659	7 564	3 523
SYRIA	42	126	63	BOTSWANA	44	99	49
ISRAEL	114	151	69	USA	5 541 775	18 712 034	8 634 133
JORDAN	281	760	351	CANADA	538 535	1 171 499	536 937
SAUDI ARABIA	379	1 261	585	MEXICO	1 054	4 773	2 152
KUWAIT	155	296	134	BERMUDA	1 461	970	427
BAHRAIN	14	80	36	GUATEMALA	2 461	6 137	2 766
QATAR	139	323	154	BELIZE	33	78	37
ARAB EMIRAT	265	322	151	HONDURAS	1 355	5 221	2 366
SOUTH YEMEN	26	80	35	EL SALVADOR	1 164	3 890	1 828
SRI LANKA	51	128	64	NICARAGUA	214	488	232
THAILAND	56	110	49	COSTA RICA	4 324	11 329	5 267
MALAYSIA	34	134	60	PANAMA	9 325	28 868	13 468
SINGAPORE	30	295	133	CUBA	123	350	169
PHILIPPINES	76	317	139	HAITI	215	653	285
SOUTH KOREA	26 885	23 974	11 858	BAHAMAS	879	1 502	673
JAPAN	4 412 902	5 071 405	2 341 495	WEST INDIES	138	385	176
TAIWAN	240	458	189	DOMINIC REP	5 595	18 240	8 260
HONG KONG	16	116	51	GUADELOUPE	4 899	10 783	5 029
AUSTRALIA	87	192	90	ANTIGUA	107	96	44
NEW ZEALAND	28	159	75	DOMINICA	126	423	201
EXPORTS				MARTINIQUE	4 643	10 649	4 933
FRANCE	1 946 547	3 524 743	1 636 252	JAMAICA	1 092	4 163	1 862
BELGIUM LUX	6 247 322	6 930 557	3 201 792	ST VINCENT	50	94	44
NETHERLANDS	1 360 262	2 016 201	930 933	BARBADOS	801	3 062	1 423
ITALY	2 203 502	4 260 903	1 974 087	TRINIDAD TOB	426	1 678	770
UNTD KINGDOM	3 539 691	6 757 301	3 088 655	GRENADA	221	747	345
IRELAND	89 077	133 583	60 916	NETH ANTILL	795	3 201	1 467
DENMARK	518 175	684 090	315 962	COLOMBIA	3 759	12 460	5 785
GREECE	151 871	220 835	103 365	VENEZUELA	2 989	13 923	6 586
PORTUGAL	65 937	103 405	48 687	GUYANA	465	1 807	836
SPAIN	816 276	1 286 120	597 460	SURINAME	335	786	373
CANARY IS	35 482	81 767	38 022	FRENCH GUIAN	1 963	5 573	2 614
CEUTA MEL	2 389	8 427	3 911	ECUADOR	3 385	9 020	4 153
ICELAND	17 200	24 171	11 488	PERU	2 163	8 098	3 737
NORWAY	628 755	970 669	442 762	BRAZIL	3 560	15 102	7 058
SWEDEN	838 703	1 397 229	651 772	CHILE	9 711	35 402	16 406
FINLAND	318 818	446 042	205 612	BOLIVIA	1 025	3 092	1 411
SWITZERLAND	1 160 475	2 400 753	1 107 870	PARAGUAY	4 461	12 370	5 858
AUSTRIA	1 232 030	2 074 032	963 804	URUGUAY	2 671	8 922	4 106
ANDORRA	2 935	8 507	3 975	ARGENTINA	7 688	31 243	14 412
GIBRALTAR	1 406	4 518	2 086	CYPRUS	20 095	48 770	22 475
VATICAN CITY	36	1 029	461	LEBANON	126 951	42 978	19 990
MALTA	9 116	16 679	7 698	SYRIA	7 879	25 384	11 625
YUGOSLAVIA	210 335	274 704	126 390	IRAQ	3 061	12 741	5 858
TURKEY	21 766	51 511	23 838	IRAN	1 545	3 796	1 770
SOVIET UNION	2 219	5 284	2 465	ISRAEL	121 532	198 438	92 748
POLAND	20 921	28 769	13 110	JORDAN	24 695	47 438	21 832
CZECHOSLOVA	5 658	10 346	4 790	SAUDI ARABIA	55 670	213 352	96 475
HUNGARY	20 578	37 513	17 389	KUWAIT	40 118	136 681	62 829
ROMANIA	694	1 608	742	BAHRAIN	6 921	25 843	11 565
BULGARIA	1 811	3 865	1 830	QATAR	16 113	65 702	29 640
ALBANIA	67	225	98	ARAB EMIRAT	34 558	132 238	59 893
				OMAN	13 035	47 992	21 440
				NORTH YEMEN	799	1 826	837
				SOUTH YEMEN	1 461	2 970	1 412
				AFGHANISTAN	1 322	1 366	604
				PAKISTAN	3 058	11 792	5 427



## 6 IMPORTS AND EXPORTS (SPECIAL TRADE) BY GROUPS OF THE SITC-REV. II AND BY COUNTRIES OF PRODUCTION AND CONSUMPTION 1986

GROUP COUNTRY	DT = 100 KG	1 000 DM	1 000 \$	GROUP COUNTRY	DT = 100 KG	1 000 DM	1 000 \$
INDIA	2 336	7 423	3 434	SIERRA LEONE	1 901	1 675	762
BANGLADESH	786	2 888	1 337	LIBERIA	2 656	2 268	1 061
SRI LANKA	1 280	2 895	1 341	IVORY COAST	10 979	15 155	6 982
NEPAL	171	365	162	GHANA	13 823	15 621	7 001
BHUTAN	45	140	66	TOGO	1 596	1 078	499
BURMA	113	300	142	BENIN	1 254	2 437	1 106
THAILAND	7 027	17 760	8 540	NIGERIA	28 105	39 927	18 181
INDONESIA	14 004	40 230	18 985	CAMEROON	15 823	12 722	5 876
MALAYSIA	4 400	12 171	5 792	CENT AFR REP	2 260	3 458	1 626
BRUNEI	308	2 485	1 137	EQUAT GUINEA	210	185	89
SINGAPORE	10 662	29 567	13 871	GABON	3 401	4 873	2 182
PHILIPPINES	2 826	9 252	4 326	CONGO	3 009	4 640	2 110
MONGOLIA	209	549	235	ZAIRE	15 699	19 766	8 996
CHINA	94 748	121 335	56 779	RWANDA	3 864	5 849	2 739
NORTH KOREA	2 007	10 815	5 135	BURUNDI	3 583	6 169	2 890
SOUTH KOREA	927	3 900	1 825	ANGOLA	1 449	1 891	907
JAPAN	572 920	1 691 534	785 430	ETHIOPIA	9 019	12 015	5 328
TAIWAN	53 956	139 975	64 441	DJIBOUTI	455	439	219
HONG KONG	37 355	114 731	52 280	SOMALIA	2 017	4 502	2 110
AUSTRALIA	101 590	329 179	150 039	KENYA	7 318	13 454	6 436
PAPUA NEW G	249	929	429	UGANDA	5 237	9 818	4 683
NEW ZEALAND	22 625	66 268	30 673	TANZANIA	2 849	2 288	1 085
AMER OCEANIA	1 276	3 268	1 576	MOZAMBIQUE	4 850	8 124	3 804
NEW CALEDON	5 556	11 919	5 579	MADAGASCAR	1 105	1 615	738
FIJI	27	103	50	REUNION	1 828	2 621	1 253
FR POLYNESIA	7 300	15 276	7 123	MAURITIUS	66	73	36
				COMOROS	212	192	95
782 LORRIES, SPCL MTR VEH NES				ZAMBIA	3 037	4 396	1 995
IMPORTS	1 437 565	1 679 690	778 479	ZIMBABWE	10 900	19 539	8 369
FRANCE	203 753	175 083	82 963	MALAWI	375	725	334
BELGIUM LUX	185 952	217 517	100 814	REP S AFRICA	5 489	9 991	4 740
NETHERLANDS	173 740	221 114	102 682	BOTSWANA	3 258	3 156	1 460
ITALY	253 921	226 267	104 966	LESOTHO	203	290	127
UNITED KINGDOM	73 222	83 578	38 056	USA	32 582	51 044	23 927
DENMARK	9 314	7 183	3 358	CANADA	7 948	9 096	4 112
GREECE	158	72	32	MEXICO	760	1 589	741
PORTUGAL	2 005	2 634	1 233	GUATEMALA	970	336	149
SPAIN	1 091	1 445	673	HONDURAS	199	114	52
NORWAY	3 280	4 472	2 061	NICARAGUA	386	223	103
SWEDEN	57 791	71 017	32 835	COSTA RICA	943	1 536	713
FINLAND	3 897	7 027	3 356	HAITI	220	291	122
SWITZERLAND	110 557	218 567	101 394	BAHAMAS	76	200	89
AUSTRIA	114 881	131 266	61 850	DOMINIC REP	991	1 298	563
YUGOSLAVIA	119 124	195 023	91 563	GUADELOUPE	1 881	2 611	1 216
TURKEY	177	222	109	MARTINIQUE	3 407	4 596	2 181
POLAND	150	270	119	CAYMAN IS	498	728	366
CZECHOSLOVA	6 430	4 527	2 052	BARBADOS	50	79	35
HUNGARY	2 117	903	443	NETH ANTILL	41	145	71
BULGARIA	120	129	58	COLOMBIA	1 246	1 661	786
ALGERIA	158	430	193	VENEZUELA	1 308	2 512	1 231
REP S AFRICA	480	89	39	GUYANA	2 327	2 651	1 267
USA	10 046	10 936	5 138	FRENCH GUIAN	149	153	74
CANADA	94	202	98	ECUADOR	12 594	18 941	8 327
BRAZIL	10 139	8 700	4 026	PERU	1 367	3 033	1 372
SAUDI ARABIA	643	330	135	CHILE	6 771	8 901	4 157
KUWAIT	197	305	153	BOLIVIA	793	280	137
SINGAPORE	278	139	68	PARAGUAY	251	382	173
JAPAN	93 191	82 126	37 959	ARGENTINA	281	1 027	506
EXPORTS	6 111 056	7 247 276	3 358 311	CYPRUS	2 041	1 325	594
FRANCE	674 090	841 651	390 498	LEBANON	3 360	454	201
BELGIUM LUX	413 500	352 789	163 615	SYRIA	5 564	6 257	2 848
NETHERLANDS	563 679	701 658	323 680	IRAQ	17 461	26 185	11 839
ITALY	745 409	885 021	410 400	IRAN	33 992	54 391	24 974
UNITED KINGDOM	783 285	931 335	428 627	ISRAEL	50 991	68 821	32 356
IRELAND	13 370	17 011	7 799	JORDAN	6 539	6 424	3 921
DENMARK	241 599	317 348	148 244	SAUDI ARABIA	34 271	54 408	24 182
GREECE	347 057	72 321	33 618	KUWAIT	8 510	12 814	5 654
PORTUGAL	44 765	53 331	24 979	BAHRAIN	778	1 448	702
SPAIN	135 435	162 162	76 442	QATAR	3 131	4 057	1 780
CANARY IS	6 584	9 668	4 502	ARAB EMIRAT	32 390	56 497	26 538
ICELAND	3 871	3 910	1 824	OMAN	13 110	18 682	8 260
NORWAY	143 743	197 351	91 855	NORTH YEMEN	1 260	2 723	1 247
SWEDEN	108 866	152 986	70 928	AFGHANISTAN	6 782	626	288
FINLAND	82 732	108 605	50 870	PAKISTAN	34 507	42 972	20 235
SWITZERLAND	316 856	530 221	245 900	INDIA	3 219	8 695	3 923
AUSTRIA	317 821	384 594	178 748	BANGLADESH	535	894	444
ANDORRA	1 143	960	456	MALDIVES	339	762	375
MALTA	303	151	73	SRI LANKA	233	293	141
YUGOSLAVIA	257 397	236 798	110 523	NEPAL	482	194	80
TURKEY	68 618	81 589	38 760	BURMA	286	1 194	513
SOVIET UNION	40 030	60 920	28 278	THAILAND	2 112	6 552	3 067
POLAND	10 274	16 082	7 686	INDONESIA	1 890	3 521	1 674
CZECHOSLOVA	15 225	24 737	11 768	MALAYSIA	3 822	7 553	3 284
HUNGARY	11 157	17 412	8 141	SINGAPORE	7 233	12 929	6 459
BULGARIA	14 985	19 213	9 048	CHINA	15 759	28 170	13 065
MOROCCO	383	181	83	SOUTH KOREA	293	725	336
ALGERIA	30 809	48 099	21 640	JAPAN	18 257	29 267	14 031
TUNISIA	2 618	3 689	1 686	TAIWAN	1 373	3 464	1 657
LIBYA	18 998	26 600	13 327	HONG KONG	3 393	6 600	3 069
EGYPT	53 902	43 063	20 144	MACAO	228	1 040	504
SUDAN	10 520	18 377	8 570	AUSTRALIA	36 015	60 810	27 529
MAURITANIA	4 738	7 678	3 584	NEW ZEALAND	7 231	11 910	5 502
MALI	1 588	1 764	827	AMER OCEANIA	85	113	57
BURKINA FASO	2 951	4 801	2 218	NEW CALEDON	480	338	162
NIGER	1 262	1 866	827	WEST SAMOA	440	259	126
CHAD	4 803	6 467	2 662	FR POLYNESIA	5 810	6 058	2 798
CAPE VERDE	522	867	403				
SENEGAL	2 477	2 262	1 032	783 ROAD MOTOR VEHICLES NES			
GAMBIA	214	234	113	IMPORTS	129 079	192 619	88 898
GUINEA	3 108	2 469	1 114	FRANCE	16 745	27 629	12 895
				BELGIUM LUX	21 223	29 547	13 749
				NETHERLANDS	5 410	8 117	3 798



## 6 IMPORTS AND EXPORTS (SPECIAL TRADE) BY GROUPS OF THE SITC-REV. II AND BY COUNTRIES OF PRODUCTION AND CONSUMPTION 1986

GROUP COUNTRY	DT = 100 KG	1 000 DM	1 000 \$	GROUP COUNTRY	DT = 100 KG	1 000 DM	1 000 \$
ITALY	23 072	21 589	9 938	JAPAN	5 736	19 676	8 946
UNTD KINGDOM	1 672	2 738	1 244	TAIWAN	446	702	308
DENMARK	813	837	397	HONG KONG	791	981	462
GREECE	292	415	202	AUSTRALIA	14 358	27 766	12 092
NORWAY	60	100	44	NEW ZEALAND	865	1 268	597
SWEDEN	2 778	2 635	1 223	NEW CALEDON	290	273	124
FINLAND	850	1 303	634	FR POLYNESIA	540	1 202	574
SWITZERLAND	34 304	67 715	30 877				
AUSTRIA	18 511	26 542	12 315	784 MOTOR VEHCL PTS,ACC NES			
YUGOSLAVIA	839	836	381				
TURKEY	1 030	343	161	IMPORTS	7 445 240	6 813 521	3 143 761
POLAND	96	102	45				
CZECHOSLOVA	265	256	127	FRANCE	1 683 486	1 879 655	865 444
BULGARIA	354	400	175	BELGIUM LUX	792 113	551 853	255 164
USA	475	789	367	NETHERLANDS	373 595	259 629	120 195
BRAZIL	77	64	32	ITALY	1 187 142	1 008 182	464 921
ISRAEL	120	550	242	UNTD KINGDOM	977 377	876 684	403 739
JAPAN	43	66	31	IRELAND	14 960	18 474	8 507
				DENMARK	87 327	58 863	27 148
EXPORTS	1 064 632	1 741 198	798 480	GREECE	898	1 395	636
				PORTUGAL	16 762	21 295	9 720
FRANCE	257 891	405 406	188 699	SPAIN	614 533	353 028	163 397
BELGIUM LUX	57 751	84 864	39 616	NORWAY	48 924	50 761	23 360
NETHERLANDS	63 372	86 569	40 653	SWEDEN	96 734	116 269	53 777
ITALY	75 966	133 874	61 904	FINLAND	13 333	14 437	6 752
UNTD KINGDOM	96 426	155 428	70 072	SWITZERLAND	288 023	197 542	91 696
IRELAND	900	1 341	638	AUSTRIA	422 347	507 928	235 343
DENMARK	34 135	57 056	26 173	MALTA	86	437	204
GREECE	20 966	8 208	3 772	YUGOSLAVIA	231 653	109 166	50 431
PORTUGAL	793	1 123	538	TURKEY	32 358	6 388	2 539
SPAIN	32 732	42 884	20 472	SOVIET UNION	5 136	3 602	1 663
CANARY IS	2 151	3 573	1 641	POLAND	719	1 035	485
ICELAND	832	1 202	545	CZECHOSLOVA	9 992	4 917	2 321
NORWAY	13 139	29 302	13 013	HUNGARY	14 406	5 387	2 511
SWEDEN	15 067	38 937	18 245	ROMANIA	5 617	1 094	504
FINLAND	3 674	6 337	2 868	BULGARIA	103	60	30
SWITZERLAND	63 744	154 395	70 052	TUNISIA	582	482	235
AUSTRIA	74 681	145 320	66 776	REP S AFRICA	27 600	27 705	12 900
ANDORRA	559	756	373	USA	95 217	212 257	97 031
YUGOSLAVIA	33 329	46 979	21 577	CANADA	20 366	21 475	10 027
TURKEY	13 306	16 019	8 162	MEXICO	127 611	76 108	34 896
SOVIET UNION	3 528	5 694	2 589	BAHAMAS	41	142	70
POLAND	751	1 138	526	VENEZUELA	29	87	38
CZECHOSLOVA	402	687	339	BRAZIL	51 177	34 334	15 806
HUNGARY	6 447	11 339	5 149	URUGUAY	277	632	292
BULGARIA	864	1 521	701	ISRAEL	1 932	1 850	852
MOROCCO	153	338	161	INDIA	1 253	882	406
ALGERIA	6 819	8 717	3 970	PHILIPPINES	28	174	86
TUNISIA	1 967	13 283	6 185	CHINA	540	244	116
LIBYA	18 270	31 516	13 397	SOUTH KOREA	594	812	386
EGYPT	4 386	8 727	3 737	JAPAN	197 614	385 459	178 448
SUDAN	445	120	59	TAIWAN	1 384	1 423	656
MALI	796	348	173	AUSTRALIA	984	945	432
BURKINA FASO	1 216	834	398				
SIERRA LEONE	324	246	114	EXPORTS	15 249 118	19 641 665	9 092 857
LIBERIA	753	1 067	498				
GHANA	8 903	14 574	6 966	FRANCE	1 826 381	2 223 776	1 027 262
TOGO	488	66	31	BELGIUM LUX	2 060 299	2 182 664	1 009 350
NIGERIA	8 375	12 776	5 791	NETHERLANDS	857 562	923 637	427 852
CAMEROON	2 613	3 119	1 460	ITALY	724 452	1 183 014	545 340
CENT AFR REP	335	123	51	UNTD KINGDOM	2 518 127	2 530 079	1 174 728
EQUAT GUINEA	784	335	154	IRELAND	11 625	23 813	10 966
GABON	659	1 055	466	DENMARK	195 778	256 718	118 796
ZAIRE	419	701	313	GREECE	266 139	120 586	56 201
RWANDA	2 682	3 153	1 516	PORTUGAL	21 226	47 951	22 399
ETHIOPIA	5 202	7 103	2 964	SPAIN	960 358	792 623	365 885
SOMALIA	76	162	72	CANARY IS	5 419	14 416	6 711
KENYA	1 108	1 682	747	CEUTA MEL	921	2 647	1 233
UGANDA	646	753	351	ICELAND	1 918	4 668	2 175
TANZANIA	1 243	1 219	590	NORWAY	125 169	221 120	101 630
REUNION	65	100	44	SWEDEN	825 551	868 926	403 039
ZAMBIA	636	970	428	FINLAND	106 346	149 100	69 192
ZIMBABWE	315	554	237	SWITZERLAND	260 084	467 567	216 350
MALAWI	1 343	2 268	1 042	AUSTRIA	701 986	907 130	420 114
REP S AFRICA	328	970	481	ANDORRA	457	1 355	628
USA	7 849	20 270	9 453	GIBRALTAR	93	351	169
CANADA	99	278	123	MALTA	1 107	4 830	2 364
GUATEMALA	374	153	69	YUGOSLAVIA	114 760	197 335	91 641
DOMINIC REP	420	413	173	TURKEY	75 346	185 108	85 285
GUADELOUPE	70	113	50	SOVIET UNION	31 505	101 257	46 400
GUYANA	134	219	108	POLAND	9 986	21 168	9 745
ECUADOR	3 814	6 242	2 786	CZECHOSLOVA	8 515	13 619	6 366
PERU	226	560	276	HUNGARY	30 658	54 641	25 192
CHILE	493	520	248	ROMANIA	479	1 496	687
BOLIVIA	346	69	35	BULGARIA	5 628	10 158	4 659
CYPRUS	756	819	362	ALBANIA	23	93	43
SYRIA	260	282	128	MOROCCO	1 487	5 016	2 304
IRAQ	6 671	9 911	4 429	ALGERIA	83 798	135 100	61 921
ISRAEL	3 416	7 863	3 728	TUNISIA	5 340	18 459	8 398
JORDAN	2 538	4 206	1 893	LIBYA	9 037	35 283	16 562
SAUDI ARABIA	17 336	28 330	12 895	EGYPT	73 159	108 332	49 660
KUWAIT	5 594	12 384	5 399	SUDAN	2 616	8 765	4 009
BAHRAIN	380	873	379	MAURITANIA	1 114	2 568	1 233
QATAR	215	835	384	MALI	914	1 732	788
ARAB EMIRAT	4 915	10 326	4 311	BURKINA FASO	223	588	273
OMAN	5 345	7 368	3 237	NIGER	145	561	258
NORTH YEMEN	750	1 485	653	CHAD	227	667	301
AFGHANISTAN	3 242	308	144	CAPE VERDE	71	302	137
PAKISTAN	1 993	3 993	1 772	SENEGAL	569	1 086	498
INDIA	1 344	2 072	941	GAMBIA	591	873	403
THAILAND	41	82	41	GUIN BISSAU	35	65	30
MALAYSIA	660	763	332	GUINEA	1 059	2 554	1 201
SINGAPORE	67	72	36	SIERRA LEONE	979	2 378	1 100
CHINA	14 754	7 508	3 430	LIBERIA	1 955	3 261	1 517



## 6 IMPORTS AND EXPORTS (SPECIAL TRADE) BY GROUPS OF THE SITC-REV. II AND BY COUNTRIES OF PRODUCTION AND CONSUMPTION 1986

GROUP COUNTRY	DT * 100 KG	1 000 DM	1 000 \$	GROUP COUNTRY	DT * 100 KG	1 000 DM	1 000 \$
IVORY COAST	4 543	8 041	3 739	785 MOTOR & OTHER CYCLES ETC			
GHANA	8 067	13 011	6 155				
TOGO	1 346	2 155	1 005	IMPORTS	605 051	944 472	431 650
BENIN	193	802	381	FRANCE	42 234	79 970	36 459
NIGERIA	20 018	50 071	22 551	BELGIUM LUX	13 768	20 680	9 438
CAMEROON	6 097	6 269	2 909	NETHERLANDS	45 563	71 051	32 728
CENT AFR REP	392	497	235	ITALY	155 460	184 798	84 607
EQUAT GUINEA	184	295	142	UNITD KINGDOM	10 271	17 082	7 880
GABON	1 742	5 061	2 304	IRELAND	146	672	309
CONGO	999	2 282	1 043	DENMARK	922	1 639	744
ZAIRE	3 298	13 491	6 213	GREECE	150	157	72
RWANDA	898	2 940	1 356	PORTUGAL	505	423	197
BURUNDI	591	2 055	959	SPAIN	3 538	7 492	3 428
ANGOLA	337	1 253	570	NORWAY	390	343	156
ETHIOPIA	6 513	16 550	7 674	SWEDEN	2 215	5 729	2 622
DJIBOUTI	71	349	158	FINLAND	1 803	1 698	783
SOMALIA	519	1 705	804	SWITZERLAND	13 078	24 297	11 164
KENYA	3 951	13 593	6 356	AUSTRIA	15 386	30 930	14 187
UGANDA	1 556	4 214	1 975	YUGOSLAVIA	22 481	12 874	5 954
TANZANIA	629	1 622	747	SOVIET UNION	173	115	52
MOZAMBIQUE	1 701	6 983	3 428	POLAND	3 246	1 630	739
MADAGASCAR	880	2 927	1 375	CZECHOSLOVA	8 251	4 429	2 065
REUNION	395	1 535	716	REP S AFRICA	68	67	32
MAURITIUS	169	446	207	USA	6 612	17 357	8 011
ZAMBIA	885	2 395	1 096	BRAZIL	2 217	3 405	1 507
ZIMBABWE	2 884	12 411	5 863	INDIA	4 202	2 982	1 368
MALAWI	431	1 738	816	SINGAPORE	1 830	2 860	1 303
REP S AFRICA	497 262	894 873	413 670	CHINA	1 922	856	385
BOTSWANA	223	333	162	JAPAN	219 904	434 405	197 796
USA	1 009 988	1 985 551	919 865	TAIWAN	28 455	16 342	7 576
CANADA	76 654	161 101	74 770	EXPORTS	381 958	698 512	321 184
MEXICO	525 103	530 957	243 518	FRANCE	27 687	54 455	25 196
BERMUDA	51	171	78	BELGIUM LUX	13 898	21 472	9 884
GUATEMALA	911	2 460	1 131	NETHERLANDS	56 135	83 392	36 510
HONDURAS	427	1 595	746	ITALY	39 854	100 221	45 347
EL SALVADOR	778	2 480	1 153	UNITD KINGDOM	35 181	52 276	24 365
NICARAGUA	62	203	97	IRELAND	6 298	6 803	3 187
COSTA RICA	846	3 476	1 611	DENMARK	30 382	44 788	20 383
PANAMA	841	3 606	1 673	GREECE	4 119	3 608	1 650
CUBA	257	1 555	721	PORTUGAL	540	1 942	910
HAITI	89	338	159	SPAIN	4 563	13 465	6 248
BAHAMAS	45	131	61	CANARY IS	410	1 594	774
DOMINIC REP	786	2 918	1 346	ICELAND	1 092	1 430	646
GUADELOUPE	1 258	3 439	1 608	NORWAY	9 914	18 204	8 164
MARTINIQUE	1 562	4 292	1 995	SWEDEN	15 000	30 650	14 099
JAMAICA	539	1 450	670	FINLAND	14 632	21 105	9 732
BARBADOS	186	748	347	SWITZERLAND	20 798	49 221	22 474
TRINIDAD TOB	136	423	197	AUSTRIA	45 286	62 230	28 248
NETH ANTILL	50	228	104	ANDORRA	69	279	124
COLOMBIA	4 287	9 563	4 387	YUGOSLAVIA	2 757	3 849	1 791
VENEZUELA	15 421	36 602	17 062	TURKEY	533	706	322
GUAYANA	92	477	235	POLAND	506	796	367
SURINAME	148	461	211	CZECHOSLOVA	1 354	2 959	1 366
FRENCH GUIAN	192	693	320	HUNGARY	397	886	422
ECUADOR	5 982	16 991	7 828	ROMANIA	10	65	32
PERU	3 994	6 759	3 170	BULGARIA	275	360	176
BRAZIL	113 442	318 492	151 379	MOROCCO	322	283	127
CHILE	9 305	10 535	4 868	ALGERIA	1 360	4 903	2 171
BOLIVIA	330	1 045	491	LIBYA	607	829	373
PARAGUAY	1 195	3 203	1 487	MALI	163	286	118
URUGUAY	3 768	8 267	3 998	SENEGAL	12	74	33
ARGENTINA	20 402	48 457	22 710	SIERRA LEONE	122	177	84
CYPRUS	5 231	8 366	3 879	IVORY COAST	989	1 304	599
LEBANON	204 306	45 224	20 656	GHANA	103	175	84
SYRIA	33 114	15 118	6 879	TOGO	256	263	131
IRAQ	25 146	109 412	49 207	BENIN	264	142	66
IRAN	157 310	217 269	101 548	NIGERIA	1 559	7 666	3 293
ISRAEL	32 387	71 627	33 795	CAMEROON	92	221	98
JORDAN	21 825	25 593	11 783	CENT AFR REP	115	381	187
SAUDI ARABIA	67 058	139 174	63 885	ZAIRE	905	1 037	460
KUWAIT	13 831	40 514	18 873	ANGOLA	226	277	121
BAHRAIN	1 436	5 274	2 432	TANZANIA	158	300	142
QATAR	2 625	9 125	4 235	MAURITIUS	80	109	50
ARAB EMIRAT	17 483	47 800	21 962	ZAMBIA	375	252	112
OMAN	4 631	14 607	6 669	ZIMBABWE	147	83	40
NORTH YEMEN	578	2 071	950	MALAWI	141	88	43
SOUTH YEMEN	49	248	111	REP S AFRICA	518	811	373
AFGHANISTAN	14 877	1 761	816	USA	24 885	58 540	27 772
PAKISTAN	3 360	6 819	3 228	CANADA	3 129	7 557	3 463
INDIA	10 512	26 524	12 201	MEXICO	182	325	148
BANGLADESH	540	3 914	1 783	GUATEMALA	186	786	378
SRI LANKA	833	1 390	638	COSTA RICA	75	144	70
NEPAL	103	164	71	PANAMA	81	387	192
BURMA	255	375	183	BARBADOS	63	77	35
THAILAND	39 672	65 627	30 967	COLOMBIA	363	439	208
INDONESIA	28 928	50 055	23 658	CHILE	252	642	277
MALAYSIA	12 977	26 909	12 430	URUGUAY	96	68	32
BRUNEI	84	226	104	ARGENTINA	18	130	60
SINGAPORE	26 910	57 999	27 020	ISRAEL	2 472	2 758	1 257
PHILIPPINES	1 972	6 787	3 148	SAUDI ARABIA	70	280	129
CHINA	8 044	21 637	10 317	KUWAIT	41	182	80
NORTH KOREA	146	779	369	ARAB EMIRAT	59	114	53
SOUTH KOREA	57 083	132 140	62 098	PAKISTAN	91	185	90
JAPAN	65 798	195 017	90 590	INDIA	155	452	204
TAIWAN	8 713	23 462	10 825	INDONESIA	89	160	78
HONG KONG	5 478	22 428	10 507	CHINA	54	335	163
AUSTRALIA	64 793	146 610	67 480	JAPAN	3 456	14 733	6 954
NEW ZEALAND	6 136	16 010	7 361	TAIWAN	2 269	2 531	1 180
SOLOMON IS	14	115	57	HONG KONG	23	98	46
NEW CALEDON	714	1 875	871	AUSTRALIA	2 345	8 417	3 890
FR POLYNESIA	938	3 233	1 494	NEW ZEALAND	545	1 545	748



6 IMPORTS AND EXPORTS (SPECIAL TRADE) BY GROUPS OF THE SITC-REV. II AND BY COUNTRIES OF PRODUCTION AND CONSUMPTION 1986

GROUP COUNTRY	DT * 100 KG	1 000 DM	1 000 \$	GROUP COUNTRY	DT * 100 KG	1 000 DM	1 000 \$
FR POLYNESIA	37	89	37	EL SALVADOR	92	64	30
786 VEH NES NONMOTR, TRAILERS				DOMINIC REP	270	116	55
IMPORTS	1 030 535	487 427	225 092	BARBADOS	78	161	81
FRANCE	193 797	146 349	67 782	NETH ANTILL	6 744	7 016	3 294
BELGIUM LUX	52 964	43 183	20 095	COLOMBIA	127	130	59
NETHERLANDS	110 524	50 167	23 234	VENEZUELA	108	93	46
ITALY	96 013	42 711	19 646	ECUADOR	205	143	65
UNITED KINGDOM	32 045	10 013	4 642	PERU	203	149	67
IRELAND	2 128	965	459	BRAZIL	403	1 019	472
DENMARK	57 306	27 780	12 770	CHILE	1 962	660	298
GREECE	590	169	79	ARGENTINA	154	136	64
PORTUGAL	286	107	50	CYPRUS	761	174	79
SPAIN	7 557	3 553	1 624	LEBANON	780	315	140
NORWAY	3 180	956	457	SYRIA	534	323	156
SWEDEN	14 717	15 227	6 950	IRAQ	6 248	10 840	4 830
FINLAND	3 156	2 105	965	IRAN	4 499	715	332
SWITZERLAND	26 435	17 021	7 945	ISRAEL	6 439	5 855	2 782
AUSTRIA	162 010	78 566	35 811	JORDAN	2 290	1 618	743
YUGOSLAVIA	12 740	7 196	3 351	SAUDI ARABIA	15 057	8 170	3 746
TURKEY	1 178	340	158	KUWAIT	7 551	4 663	2 143
POLAND	15 729	2 713	1 252	BAHRAIN	216	201	87
CZECHOSLOVAKIA	3 813	824	390	QATAR	204	260	123
HUNGARY	13 906	3 950	1 814	ARAB EMIRAT	6 079	6 396	2 795
ROMANIA	14 487	2 590	1 203	OMAN	4 854	5 142	2 365
ALGERIA	600	187	87	PAKISTAN	3 239	2 910	1 413
REP S AFRICA	1 920	527	236	INDIA	3 894	5 071	2 364
USA	126 562	14 631	6 757	MALDIVES	121	141	70
CANADA	538	101	51	NEPAL	135	127	63
ISRAEL	3 178	881	379	BURMA	160	247	111
INDIA	1 320	247	118	THAILAND	1 292	1 454	665
CHINA	1 301	217	99	INDONESIA	2 909	2 032	978
SOUTH KOREA	34 499	6 619	3 202	MALAYSIA	930	493	227
JAPAN	23 587	4 118	1 903	SINGAPORE	5 940	3 080	1 461
TAIWAN	5 957	2 553	1 185	PHILIPPINES	140	184	83
HONG KONG	3 856	625	286	CHINA	1 042	1 761	856
EXPORTS	2 372 034	1 833 587	845 073	SOUTH KOREA	1 963	3 422	1 531
FRANCE	309 886	249 250	115 182	JAPAN	3 446	3 729	1 713
BELGIUM LUX	163 996	116 770	53 600	TAIWAN	4 049	1 744	816
NETHERLANDS	404 733	303 284	139 633	HONG KONG	3 266	3 383	1 636
ITALY	90 002	63 435	29 240	AUSTRALIA	27 561	17 424	7 815
UNITED KINGDOM	94 486	70 183	32 359	NEW ZEALAND	919	681	307
IRELAND	4 671	2 954	1 350	791 RAILWAY VEHICLES			
DENMARK	162 911	136 995	63 188	IMPORTS	182 234	141 805	65 925
GREECE	50 055	17 350	7 941	FRANCE	80 589	31 542	14 662
PORTUGAL	5 417	2 889	1 353	BELGIUM LUX	6 215	2 393	1 078
SPAIN	40 166	28 033	13 162	NETHERLANDS	16 248	24 475	11 790
CANARY IS	415	605	287	ITALY	2 164	3 501	1 636
ICELAND	4 981	2 331	1 052	UNITED KINGDOM	6 514	17 319	7 840
NORWAY	93 020	105 130	48 179	DENMARK	1 226	391	182
SWEDEN	107 093	83 028	38 550	GREECE	212	104	52
FINLAND	53 035	47 271	21 753	PORTUGAL	46	116	55
SWITZERLAND	166 531	137 327	63 352	SPAIN	7 639	5 524	2 558
AUSTRIA	198 654	126 522	58 436	NORWAY	744	461	227
YUGOSLAVIA	18 728	5 043	2 335	SWEDEN	5 273	5 001	2 343
TURKEY	9 187	8 599	3 778	FINLAND	22	113	56
SOVIET UNION	6 715	6 712	3 101	SWITZERLAND	7 124	10 692	4 916
POLAND	4 773	2 046	927	AUSTRIA	9 389	26 093	11 679
CZECHOSLOVAKIA	2 265	2 526	1 252	TURKEY	697	171	76
HUNGARY	16 609	13 877	6 534	CZECHOSLOVAKIA	33 192	3 502	1 733
ROMANIA	113	72	31	HUNGARY	1 229	335	160
BULGARIA	765	841	384	REP S AFRICA	44	92	40
MOROCCO	991	419	194	USA	1 867	8 957	4 387
ALGERIA	26 580	18 122	8 431	CANADA	556	518	228
TUNISIA	1 888	1 131	509	SOUTH KOREA	310	133	57
LIBYA	43 687	25 426	11 458	JAPAN	41	89	39
EGYPT	17 787	8 551	3 884	EXPORTS	692 252	822 762	379 840
SUDAN	2 878	2 268	1 088	FRANCE	49 594	28 052	12 881
MAURITANIA	292	201	97	BELGIUM LUX	20 132	18 659	8 708
BURKINA FASO	917	375	167	NETHERLANDS	162 795	181 595	84 141
CAPE VERDE	183	94	42	ITALY	52 368	37 897	17 909
SENEGAL	310	147	72	UNITED KINGDOM	6 525	20 120	9 596
GAMBIA	156	87	39	IRELAND	30	213	99
GUINEA	457	233	105	DENMARK	11 755	17 781	8 371
SIERRA LEONE	275	224	106	GREECE	1 546	1 439	690
LIBERIA	846	657	303	PORTUGAL	2 834	1 502	693
IVORY COAST	3 207	1 847	832	SPAIN	2 877	9 901	4 590
GHANA	5 098	3 427	1 628	NORWAY	30 809	21 183	9 899
BENIN	109	160	76	SWEDEN	50 015	40 480	19 389
NIGERIA	8 983	6 236	2 885	FINLAND	9 441	9 213	4 273
CAMEROON	4 339	2 554	1 193	SWITZERLAND	55 954	40 848	18 871
EQUAT GUINEA	344	214	99	AUSTRIA	50 718	42 832	20 007
GABON	780	643	295	YUGOSLAVIA	9 333	8 942	4 125
CONGO	218	183	85	TURKEY	16 421	35 737	15 705
ZAIRE	2 329	1 823	830	SOVIET UNION	225	1 376	653
RWANDA	6 962	3 919	1 842	POLAND	1 136	5 749	2 749
BURUNDI	1 490	981	443	CZECHOSLOVAKIA	331	368	183
ETHIOPIA	6 758	3 901	1 646	HUNGARY	5 467	7 893	3 734
SOMALIA	569	488	213	BULGARIA	100	624	290
KENYA	1 876	1 775	869	MOROCCO	35	299	136
UGANDA	1 157	826	362	ALGERIA	373	466	211
TANZANIA	1 404	671	322	TUNISIA	1 111	4 277	2 059
MADAGASCAR	434	183	80	EGYPT	10 175	15 428	7 079
ZAMBIA	2 169	1 135	530	SUDAN	31	232	107
REP S AFRICA	4 083	3 895	1 840	MAURITANIA	44	704	314
BOTSWANA	50	102	51	SENEGAL	1 211	2 745	1 259
USA	66 884	79 762	36 732	LIBERIA	307	789	363
CANADA	3 393	2 826	1 310	IVORY COAST	240	345	163
MEXICO	719	503	223	GHANA	394	1 251	567
BERMUDA	16 933	21 212	9 774	TOGO	292	674	339



6 IMPORTS AND EXPORTS (SPECIAL TRADE) BY GROUPS OF THE SITC-REV. 11 AND BY COUNTRIES OF PRODUCTION AND CONSUMPTION 1986

GROUP COUNTRY	DT * 100 KG	1 000 DM	1 000 \$	GROUP COUNTRY	DT * 100 KG	1 000 DM	1 000 \$
ZAIRE	202	655	296	HONG KONG		432	201
ANGOLA	599	155	70	AUSTRALIA	33	371	167
KENYA	42	303	135				
UGANDA	78	394	189	EXPORTS	66 314	6 163 507	2 822 967
TANZANIA	170	1 010	478				
REUNION	150	188	91	FRANCE	40 243	4 364 597	1 987 454
ZAMBIA	456	756	335	BELGIUM LUX	362	16 623	7 703
ZIMBABWE	189	189	93	NETHERLANDS	1 734	62 957	28 856
REP S AFRICA	1 753	2 665	1 228	ITALY	2 608	100 687	46 304
USA	26 943	55 725	25 232	UNITO KINGDOM	7 981	785 327	366 101
CANADA	2 874	8 484	3 981	IRELAND	3	351	163
MEXICO	4 354	2 075	950	DENMARK	214	4 903	2 247
COSTA RICA	23	451	192	GREECE	143	21 544	9 736
COLOMBIA	241	222	110	PORTUGAL	3	1 355	627
BRAZIL	3 459	7 941	3 648	SPAIN	363	37 093	17 386
CHILE	84	763	355	ICELAND	18	877	387
URUGUAY	3	79	40	NORWAY	101	9 344	4 099
SYRIA	56	153	71	SWEDEN	828	16 906	7 817
IRAQ	199	600	286	FINLAND	137	4 486	2 044
IRAN	17 297	22 951	10 258	SWITZERLAND	1 023	27 737	13 050
ISRAEL	154	281	133	AUSTRIA	531	25 312	11 451
JORDAN	58	132	64	MALTA	9	332	155
SAUDI ARABIA	6 490	5 299	2 365	YUGOSLAVIA	635	4 675	2 185
ARAB EMIRAT	25	76	35	TURKEY	732	17 022	7 981
PAKISTAN	14 061	37 995	16 048	CZECHOSLOVA	5	142	65
INDIA	17 120	25 060	11 167	HUNGARY	37	120	56
BANGLADESH	322	562	251	MOROCCO		65	32
SRI LANKA	10 418	9 633	4 619	ALGERIA	33	8 419	4 105
BURMA	3 672	18 333	9 202	TUNISIA	4	660	316
THAILAND	1 426	4 358	1 823	EGYPT	466	4 370	1 992
INDONESIA	727	2 649	1 218	SUDAN	14	511	229
MALAYSIA	1 853	1 455	715	NIGER	33	6 576	2 903
SINGAPORE	6 352	6 169	2 733	SENEGAL	27	862	395
PHILIPPINES	34	253	119	NIGERIA	853	35 456	16 327
CHINA	60	193	88	ZAIRE	2	84	38
SOUTH KOREA	2 692	6 337	2 823	ETHIOPIA	6	86	35
JAPAN	4 171	13 133	6 251	KENYA	42	3 233	1 443
TAIWAN	628	852	365	MALAWI	91	15 202	7 456
HONG KONG	3 896	8 569	4 167	REP S AFRICA	236	36 114	16 687
AUSTRALIA	4 033	15 567	7 247	LESOTHO	34	7 853	3 514
NEW ZEALAND	55	119	55	USA	3 161	273 957	128 306
				CANADA	277	21 643	10 030
792 AIRCRAFT				GREENLAND	4	842	394
IMPORTS	104 201	8 273 251	3 840 256	MEXICO	2	204	100
FRANCE	39 332	3 957 664	1 829 753	JAMAICA		115	55
BELGIUM LUX	2 079	44 299	20 542	COLOMBIA	34	4 515	2 267
NETHERLANDS	4 723	68 391	32 221	VENEZUELA	2	130	60
ITALY	1 957	242 014	112 607	ECUADOR	1	123	60
UNITO KINGDOM	18 247	1 564 579	722 436	BRAZIL	255	2 787	1 261
IRELAND	54	2 152	1 006	CHILE	27	4 265	2 093
DENMARK	159	6 255	2 811	ARGENTINA	28	1 988	977
GREECE	32	2 904	1 303	CYPRUS	3	945	424
PORTUGAL	15	487	223	SYRIA	1	300	124
SPAIN	326	12 163	5 405	IRAQ	10	1 881	895
NORWAY	43	1 926	876	IRAN	16	597	263
SWEDEN	359	32 368	15 690	ISRAEL	22	2 550	1 181
FINLAND	28	2 253	1 010	JORDAN	77	1 223	576
SWITZERLAND	946	17 314	8 196	SAUDI ARABIA	63	8 073	3 808
AUSTRIA	1 495	8 137	3 791	KUWAIT	69	6 392	3 059
YUGOSLAVIA	254	3 708	1 729	BAHRAIN	4	495	237
TURKEY	112	7 752	3 571	ARAB EMIRAT	36	2 351	1 032
SOVIET UNION	4	86	38	PAKISTAN	939	51 677	22 916
ROMANIA	15	900	437	INDIA	750	60 803	28 217
MOROCCO	3	1 626	783	THAILAND	314	36 453	16 828
ALGERIA	7	1 016	466	INDONESIA	223	24 906	11 490
TUNISIA	1	141	70	MALAYSIA	6	637	282
EGYPT	11	724	341	BRUNEI		276	124
SUDAN	65	4 150	1 916	SINGAPORE	21	2 812	1 271
NIGERIA	23	420	198	PHILIPPINES	7	742	338
ETHIOPIA	6	363	161	CHINA	54	2 586	1 163
KENYA	14	1 595	750	SOUTH KOREA	6	1 134	542
ZIMBABWE	12	658	304	JAPAN	240	12 527	5 960
MALAWI	68	404	201	TAIWAN	9	707	319
REP S AFRICA	36	1 204	554	HONG KONG	17	1 212	535
USA	32 406	2 187 808	1 025 316	AUSTRALIA	17	1 153	542
CANADA	350	43 886	20 173	NEW ZEALAND	17	339	169
GREENLAND	4	673	295	AMER OCEANIA	31	7 639	3 506
COLOMBIA	16	197	87				
BRAZIL	88	11 630	5 719	793 SHIPS AND BOATS			
CHILE	5	82	40	IMPORTS	273 588	405 139	185 115
ARGENTINA	26	559	257	FRANCE	14 834	23 182	10 601
IRAQ	34	7 811	3 576	BELGIUM LUX	545	5 129	2 370
IRAN	319	3 175	1 513	NETHERLANDS	7 096	81 560	37 009
ISRAEL	41	288	130	ITALY	35 752	31 432	14 531
JORDAN	12	1 595	714	UNITO KINGDOM	3 639	69 169	31 261
SAUDI ARABIA	30	5 396	2 504	IRELAND	50	1 238	576
KUWAIT	13	3 292	1 582	DENMARK	365	17 989	8 269
ARAB EMIRAT	39	1 861	894	GREECE	34	891	439
NORTH YEMEN	10	754	343	PORTUGAL	47	280	124
AFGHANISTAN	15	1 358	628	SPAIN	586	4 785	2 206
PAKISTAN	17	535	255	NORWAY	17 234	15 275	7 037
INDIA	22	927	440	SWEDEN	843	35 688	16 385
SRI LANKA	4	66	30	FINLAND	488	13 225	6 165
THAILAND	4	157	73	SWITZERLAND	10 794	16 347	7 773
INDONESIA	47	2 480	1 197	AUSTRIA	2 167	3 491	1 561
MALAYSIA	10	684	310	MALTA	1	170	79
BRUNEI	4	988	430	YUGOSLAVIA	404	759	353
SINGAPORE	30	1 900	868	TURKEY	1	525	257
CHINA	30	321	155	SOVIET UNION	17	13 700	6 142
SOUTH KOREA	4	277	127	POLAND	290	10 695	4 938
JAPAN	98	5 726	2 668	CZECHOSLOVA	3 964	852	377
TAIWAN	9	102	43	HUNGARY	167	91	41



## 6. IMPORTS AND EXPORTS (SPECIAL TRADE) BY GROUPS OF THE SITC-REV. II AND BY COUNTRIES OF PRODUCTION AND CONSUMPTION 1986

GROUP COUNTRY	DT * 100- KG	1 000 DM	1 000 \$	GROUP COUNTRY	DT * 100 KG	1 000 DM	1 000 \$
ALGERIA	1	347	161	MALI		64	32
EGYPT	1	600	291	NIGERIA		2 412	1 109
LIBERIA	5	7 071	3 190	REP S AFRICA	887	30 147	13 628
USA	637	18 942	8 747	USA	57	1 607	753
CANADA	9	258	115	MEXICO	683	8 484	3 989
PANAMA	3	5 233	2 309	COLOMBIA	175	1 400	627
BRAZIL	4	673	332	PERU	2	71	33
ARGENTINA	2	301	133	BRAZIL	619	6 787	3 166
CYPRUS	3	1 319	581	ARGENTINA	2	103	45
SAUDI ARABIA	1	971	479	SYRIA	216	247	123
SINGAPORE	1	153	67	IRAQ	1 324	36 919	17 083
JAPAN	963	14 437	6 397	IRAN	202	5 213	2 146
TAIWAN	172 084	8 105	3 703	SAUDI ARABIA	853	14 303	6 253
AUSTRALIA	19	73	33	KUWAIT	205	1 384	654
EXPORTS	36 068	1 653 954	763 375	ARAB EMIRAT	5	248	109
FRANCE	3 720	17 005	7 931	OMAN	16	125	63
BELGIUM LUX	1 613	3 396	1 573	PAKISTAN	93	505	223
NETHERLANDS	3 242	61 884	28 554	INDIA	104	1 082	516
ITALY	1 753	37 685	17 863	BANGLADESH	194	247	112
UNTD KINGDOM	1 574	102 468	47 511	BURMA	5	93	41
IRELAND	22	135	59	INDONESIA	312	3 974	1 819
DENMARK	485	15 875	7 574	CHINA	924	13 620	6 410
GREECE	357	3 390	1 620	SOUTH KOREA	338	6 873	3 281
PORTUGAL	49	8 915	4 467	TAIWAN	244	2 650	1 244
SPAIN	225	7 819	3 615	802 INDUSTRIAL PLANT, CHAP 94			
ICELAND	35	160	71	EXPORTS	2 075	3 431	1 574
NORWAY	789	15 909	6 985	TURKEY	55	77	36
SWEDEN	644	237 765	110 469	LIBYA	569	510	256
FINLAND	361	5 186	2 418	GUINEA	255	99	44
SWITZERLAND	2 405	32 554	15 391	NIGERIA	654	1 218	556
AUSTRIA	11 644	12 719	5 990	SAUDI ARABIA	200	1 329	589
GIBRALTAR	82	7 668	3 330	CHINA	144	84	42
MALTA	21	1 222	596	812 PLUMB, HEATING, LIGHTING EQU			
YUGOSLAVIA	164	11 532	5 275	IMPORTS	1 973 076	1 130 830	524 908
TURKEY	130	5 500	2 382	FRANCE	248 577	136 500	63 075
SOVIET UNION	42	16 559	8 301	BELGIUM LUX	322 873	133 516	62 102
POLAND	18	50 054	25 131	NETHERLANDS	144 893	89 427	41 734
CZECHOSLOVA	23	209	102	ITALY	484 979	314 665	146 009
BULGARIA	35	198	93	UNTD KINGDOM	13 449	14 235	6 592
TUNISIA	6	81	39	IRELAND	2 117	610	265
LIBYA	12	652	320	DENMARK	63 876	39 252	18 319
EGYPT	303	48 837	23 612	GREECE	316	556	258
CHAD	4	1 080	502	PORTUGAL	4 713	2 181	1 003
CAPE VERDE	2	125	61	SPAIN	9 425	9 070	4 200
SENEGAL	2	2 377	1 067	NORWAY	2 771	4 729	2 189
GUIN BISSAU	3	736	369	SWEDEN	45 663	39 495	18 345
SIERRA LEONE	3	953	442	FINLAND	81 968	32 921	15 331
LIBERIA	3	11 695	4 919	SWITZERLAND	118 265	81 699	37 949
NIGERIA	31	1 512	649	AUSTRIA	226 357	140 450	65 007
CAMEROON	4	155	70	YUGOSLAVIA	46 036	17 279	8 006
ZAIRE	10	10 953	5 367	TURKEY	40 756	9 135	4 238
KENYA	31	2 660	1 170	POLAND	11 152	2 474	1 147
REP S AFRICA	212	370	179	CZECHOSLOVA	19 857	4 509	2 099
USA	3 519	246 332	110 391	HUNGARY	39 460	8 225	3 815
CANADA	442	14 711	6 078	ROMANIA	13 442	3 654	1 682
MEXICO	5	237	119	BULGARIA	1 763	333	156
PANAMA	17	18 374	8 452	MOROCCO	13	100	47
BAHAMAS	1	12 600	6 106	TANZANIA	542	305	142
DOMINIC REP	1	172	84	USA	2 331	6 884	3 179
TRINIDAD TOB	2	35 943	15 963	ISRAEL	36	101	46
NETH ANTILL	9	43 025	20 765	INDIA	649	872	406
ECUADOR	21	225	109	THAILAND	89	147	70
CHILE	19	3 564	1 472	SINGAPORE	24	117	52
PARAGUAY	1	210	105	PHILIPPINES	210	228	112
CYPRUS	20	51 591	24 795	CHINA	3 545	1 428	656
IRAN	128	23 344	11 176	SOUTH KOREA	1 033	3 978	1 861
ARAB EMIRAT	12	116	54	JAPAN	1 547	6 018	2 816
PAKISTAN	323	13 767	6 185	TAIWAN	9 119	13 923	6 575
INDIA	448	10 407	4 891	HONG KONG	8 983	11 486	5 274
BANGLADESH	14	26 500	11 757	EXPORTS	1 194 447	1 485 202	689 035
BURMA	20	69	34	FRANCE	282 672	256 256	118 612
THAILAND	1	1 646	798	BELGIUM LUX	141 211	130 212	60 463
INDONESIA	19	131 374	62 887	NETHERLANDS	138 237	171 845	79 877
BRUNEI	30	96	41	ITALY	57 533	68 538	31 815
SINGAPORE	20	46 172	21 579	UNTD KINGDOM	95 086	112 136	51 985
PHILIPPINES	1	50 525	22 216	IRELAND	8 395	5 180	2 380
CHINA	71	165 882	73 376	DENMARK	20 985	34 236	15 922
SOUTH KOREA	35	527	239	GREECE	15 379	9 268	4 256
JAPAN	89	12 291	5 073	PORTUGAL	1 179	2 832	1 315
TAIWAN	19	3 658	1 814	SPAIN	19 333	17 971	8 385
HONG KONG	17	362	167	CANARY IS	426	487	322
AUSTRALIA	65	164	76	CEUTA MEL	126	256	119
NEW ZEALAND	59	261	125	ICELAND	2 478	2 192	1 022
FIIJI	18	149	70	NORWAY	16 669	44 564	20 709
801 INDUSTRIAL PLANT, CHAP 90				SWEDEN	14 225	47 089	21 995
EXPORTS	11 065	174 070	79 872	FINLAND	5 064	16 164	7 557
FRANCE	10	283	134	SWITZERLAND	94 011	129 853	60 558
BELGIUM LUX	62	652	322	AUSTRIA	138 873	151 093	70 496
ITALY	35	1 790	804	ANDORRA	16	126	56
UNTD KINGDOM	73	376	176	MALTA	692	778	354
SPAIN	138	11 011	5 031	YUGOSLAVIA	3 015	6 503	3 003
TURKEY	63	766	367	TURKEY	640	2 769	1 324
SOVIET UNION	1 456	13 422	6 427	SOVIET UNION	533	2 695	1 320
CZECHOSLOVA	197	1 442	649	POLAND	1 185	1 978	915
BULGARIA	53	609	290	CZECHOSLOVA	365	748	349
ALBANIA	11	306	138	HUNGARY	804	1 420	651
LIBYA	374	2 555	1 103				
EGYPT	76	1 378	620				
SUDAN	488	381	180				



## 6 IMPORTS AND EXPORTS (SPECIAL TRADE) BY GROUPS OF THE SITC-REV. II AND BY COUNTRIES OF PRODUCTION AND CONSUMPTION 1986

GROUP COUNTRY	DT * 100 KG	1 000 DM	1 000 \$	GROUP COUNTRY	DT * 100 KG	1 000 DM	1 000 \$
BULGARIA	229	905	422	REP S AFRICA	16 301	4 745	2 280
ALBANIA	71	232	109	SWAZILAND	5 925	1 697	792
MOROCCO	762	1 294	593	USA	11 551	25 233	11 659
ALGERIA	3 365	1 474	633	CANADA	1 721	1 988	887
TUNISIA	400	495	228	MEXICO	62	73	30
LIBYA	1 049	2 787	1 295	PERU	88	75	33
EGYPT	4 150	6 315	2 888	BRAZIL	3 819	3 661	1 701
SUDAN	203	316	145	CHILE	77	102	47
MALI	98	147	67	ISRAEL	5 576	4 703	2 118
LIBERIA	70	111	52	AFGHANISTAN	149	116	54
IVORY COAST	26	180	81	PAKISTAN	210	109	49
GHANA	40	98	44	INDIA	291	385	184
BENIN	114	173	77	SRI LANKA	211	105	50
NIGERIA	2 545	19 110	8 520	THAILAND	15 776	15 199	7 159
CAMEROON	1 507	2 187	969	INDONESIA	8 343	4 740	2 189
ZAIRE	103	199	95	MALAYSIA	380	294	136
BURUNDI	180	243	111	SINGAPORE	312	245	111
ETHIOPIA	431	600	286	PHILIPPINES	3 813	4 569	2 115
SOMALIA	30	249	108	CHINA	11 751	13 682	6 254
KENYA	271	422	199	SOUTH KOREA	1 592	2 013	944
TANZANIA	184	101	46	JAPAN	4 288	8 876	4 043
ZIMBABWE	152	158	73	TAIWAN	62 639	27 662	12 921
REP S AFRICA	2 022	5 114	2 403	HONG KONG	2 882	3 531	1 630
USA	33 808	54 680	25 371	MACAO	93	110	54
CANADA	3 203	9 939	4 661	AUSTRALIA	106	100	46
MEXICO	393	923	440	EXPORTS	7 386 631	5 863 764	2 714 423
GUATEMALA	33	106	49	FRANCE	1 044 064	734 278	339 520
EL SALVADOR	4	68	34	BELGIUM LUX	726 582	553 225	256 429
DOMINIC REP	241	126	58	NETHERLANDS	1 337 210	1 003 007	464 186
TRINIDAD TOB	90	179	80	ITALY	134 824	145 449	67 352
NETH ANTILL	279	615	291	UNITD KINGDOM	836 274	669 879	310 400
COLOMBIA	133	273	132	IRELAND	21 090	16 070	7 562
VENEZUELA	231	573	261	DENMARK	164 681	102 718	47 331
ECUADOR	221	408	185	GREECE	17 156	23 926	10 761
PERU	117	849	391	PORTUGAL	3 904	5 076	2 378
BRAZIL	66	393	180	SPAIN	43 779	38 804	18 016
CHILE	695	1 408	659	CANARY IS	1 743	2 400	1 116
ARGENTINA	65	443	205	CEUTA MEL	109	157	72
CYPRUS	1 523	1 823	841	ICELAND	4 169	5 740	2 654
LEBANON	1 338	1 264	583	NORWAY	53 398	69 729	32 128
SYRIA	4 061	2 314	1 067	SWEDEN	155 499	126 591	58 630
IRAQ	1 774	4 900	2 284	FINLAND	25 583	30 685	14 188
IRAN	3 596	4 563	2 115	SWITZERLAND	842 797	754 016	349 024
ISRAEL	2 828	4 868	2 274	AUSTRIA	1 046 576	661 952	307 632
JORDAN	1 681	1 342	619	ANDORRA	195	405	195
SAUDI ARABIA	13 557	28 019	12 942	GIBRALTAR	374	217	98
KUWAIT	7 177	13 017	5 901	MALTA	289	325	155
BAHRAIN	871	2 123	964	YUGOSLAVIA	4 716	10 176	4 722
QATAR	429	1 365	598	TURKEY	3 574	5 475	2 566
ARAB EMIRAT	6 613	13 470	6 202	SOVIET UNION	2 672	5 791	2 704
OMAN	2 026	6 750	3 071	POLAND	1 644	3 455	1 582
NORTH YEMEN	813	857	413	CZECHOSLOVA	1 148	1 492	717
SOUTH YEMEN	33	91	41	HUNGARY	2 379	3 105	1 437
AFGHANISTAN	5 019	6 496	2 966	ROMANIA	979	481	221
PAKISTAN	127	567	264	BULGARIA	1 814	4 051	1 859
INDIA	1 584	1 867	877	MOROCCO	713	1 659	745
BANGLADESH	52	470	211	ALGERIA	5 089	6 989	3 320
SRI LANKA	195	700	338	TUNISIA	1 402	1 221	550
THAILAND	469	1 837	839	LIBYA	6 507	8 591	3 964
INDONESIA	424	1 662	764	EGYPT	2 403	4 757	2 150
MALAYSIA	877	2 400	1 101	SUDAN	392	583	259
BRUNEI	67	194	90	MAURITANIA	84	77	36
SINGAPORE	2 688	8 902	4 059	SENEGAL	267	146	65
PHILIPPINES	159	609	269	GUIN BISSAU	22	90	42
CHINA	469	1 655	793	GUINEA	79	120	53
SOUTH KOREA	1 192	4 296	1 968	SIERRA LEONE	43	76	35
JAPAN	2 914	8 651	4 075	LIBERIA	326	302	143
TAIWAN	861	1 284	595	IVORY COAST	96	157	72
HONG KONG	2 931	5 347	4 228	GHANA	948	2 077	1 007
AUSTRALIA	8 180	13 361	6 177	TOGO	198	122	56
PAPUA NEW G	51	182	83	BENIN	99	148	71
NEW ZEALAND	466	1 170	538	NIGERIA	945	1 654	769
FIJI	38	69	33	CAMEROON	134	909	398
FR POLYNESIA	66	78	34	ZAIRE	192	304	139
621 FURNITURE				RWANDA	159	109	53
IMPORTS	5 792 381	3 810 724	1 764 573	BURUNDI	266	124	61
FRANCE	311 881	238 179	109 771	ANGOLA	529	436	194
BELGIUM LUX	293 857	284 825	132 178	ETHIOPIA	398	435	207
NETHERLANDS	296 852	253 371	117 130	DJIBOUTI	2 128	568	264
ITALY	1 105 339	995 385	461 075	SOMALIA	155	146	71
UNITD KINGDOM	83 969	94 185	43 771	KENYA	248	320	140
IRELAND	2 052	5 230	2 420	UGANDA	204	756	370
DENMARK	372 109	315 676	146 852	TANZANIA	482	420	193
GREECE	354	428	204	REUNION	438	153	68
PORTUGAL	40 081	10 040	4 621	ZIMBABWE	278	240	120
SPAIN	59 286	52 643	24 505	MALAWI	32	309	151
NORWAY	18 752	22 912	10 637	REP S AFRICA	6 153	8 070	3 772
SWEDEN	450 188	223 082	103 514	USA	466 005	412 959	191 064
FINLAND	79 479	40 798	18 922	CANADA	41 491	36 542	16 842
SWITZERLAND	181 580	236 691	109 077	MEXICO	475	1 005	486
AUSTRIA	299 110	288 629	133 600	BERMUDA	147	268	120
MALTA	152	120	54	GUATEMALA	134	96	47
YUGOSLAVIA	306 920	129 206	59 576	COSTA RICA	34	116	55
TURKEY	1 085	490	219	PANAMA	268	186	85
SOVIET UNION	86 952	23 579	10 857	CUBA	208	1 838	843
POLAND	283 578	83 547	38 735	HAITI	124	111	53
CZECHOSLOVA	198 422	49 249	22 789	BAHAMAS	114	169	79
HUNGARY	118 032	45 686	21 210	DOMINIC REP	48	90	42
ROMANIA	1 016 341	285 187	131 844	NETH ANTILL	2 785	1 745	827
BULGARIA	27 474	7 003	3 264	COLOMBIA	73	390	185
EGYPT	98	129	58	VENEZUELA	335	838	397
				ECUADOR	48	213	104



## 6 IMPORTS AND EXPORTS (SPECIAL TRADE) BY GROUPS OF THE SITC-REV. 11 AND BY COUNTRIES OF PRODUCTION AND CONSUMPTION 1986

GROUP COUNTRY	DT = 100 KG	1 000 DM	1 000 \$	GROUP COUNTRY	DT = 100 KG	1 000 DM	1 000 \$
PERU	91	354	155	EXPORTS	172 499	438 826	203 554
BRAZIL	354	1 117	522	FRANCE	28 451	45 087	20 859
CHILE	364	853	396	BELGIUM LUX	15 373	31 078	14 388
ARGENTINA	299	489	225	NETHERLANDS	48 377	51 932	24 137
CYPRUS	1 029	1 641	762	ITALY	4 609	16 906	7 642
LEBANON	2 133	3 523	1 650	UNTD KINGDOM	14 943	24 710	11 446
SYRIA	1 409	2 770	1 232	IRELAND	836	1 405	645
IRAQ	6 783	9 824	4 537	DENMARK	3 857	11 865	5 588
IRAN	5 970	11 522	5 333	GREECE	330	672	318
ISRAEL	5 728	7 547	3 487	PORTUGAL	149	385	185
JORDAN	6 350	6 168	2 930	SPAIN	580	2 107	990
SAUDI ARABIA	98 621	65 524	29 963	CANARY IS	61	212	99
KUWAIT	27 486	28 149	12 791	ICELAND	387	2 300	1 096
BAHRAIN	11 029	7 962	3 599	NORWAY	3 184	11 032	5 126
QATAR	2 696	1 760	797	SWEDEN	2 958	8 860	4 114
ARAB EMIRAT	20 277	12 995	5 984	FINLAND	1 019	3 126	1 462
OMAN	14 217	9 993	4 563	SWITZERLAND	17 082	72 542	33 666
NORTH YEMEN	594	1 213	587	AUSTRIA	18 981	64 145	29 798
SOUTH YEMEN	777	661	309	ANDORRA	21	109	49
AFGHANISTAN	60	184	79	MALTA	47	194	90
PAKISTAN	930	2 241	1 050	YUGOSLAVIA	682	866	413
INDIA	482	3 895	1 824	TURKEY	-17	85	40
BANGLADESH	43	173	74	SOVIET UNION	621	541	235
SRI LANKA	539	305	144	POLAND	91	156	71
THAILAND	1 641	8 818	3 971	CZECHOSLOVA	276	177	77
VIETNAM	34	140	64	HUNGARY	121	185	79
INDONESIA	3 679	4 307	1 951	BULGARIA	73	247	112
MALAYSIA	1 501	1 783	814	TUNISIA	481	831	369
BRUNEI	374	617	295	EGYPT	11	88	36
SINGAPORE	24 155	16 331	7 456	TOGO	46	97	46
PHILIPPINES	375	1 761	784	CAMEROON	13	64	33
CHINA	551	1 067	496	GABON	122	161	71
NORTH KOREA	13	101	47	KENYA	16	176	79
SOUTH KOREA	3 115	5 001	2 285	REUNION	49	142	65
JAPAN	58 572	100 800	47 143	REP S AFRICA	36	258	118
TAIWAN	3 339	3 551	1 627	USA	3 104	25 666	11 974
HONG KONG	17 780	19 015	8 699	CANADA	1 671	3 218	1 531
AUSTRALIA	36 793	38 357	17 590	PANAMA	3	61	31
PAPUA NEW G	64	126	57	BAHAMAS	7	134	61
NEW ZEALAND	1 469	1 921	896	GUADELOUPE	98	150	71
SOLOMON IS	16	79	35	MARTINIQUE	127	207	89
NEW CALEDON	399	316	146	CAYMAN IS	2	75	35
FR POLYNESIA	306	223	102	NETH ANTILL	40	247	115
831 TRAVEL GOODS, HANDBAGS				CYPRUS	33	127	60
IMPORTS	429 208	939 167	434 492	LEBANON	32	73	33
FRANCE	7 588	28 962	13 380	IRAN	35	371	167
BELGIUM LUX	29 226	30 031	13 918	ISRAEL	264	851	387
NETHERLANDS	19 119	34 469	15 945	JORDAN	32	253	123
ITALY	45 584	238 178	109 885	SAUDI ARABIA	256	2 573	1 189
UNTD KINGDOM	3 178	7 968	3 648	KUWAIT	107	748	350
IRELAND	998	4 832	2 207	BAHRAIN	25	335	156
DENMARK	2 013	3 384	1 569	QATAR	12	187	90
GREECE	372	1 675	763	ARAB EMIRAT	107	593	277
PORTUGAL	97	219	102	OMAN	31	154	73
SPAIN	1 027	6 129	2 843	PAKISTAN	23	152	73
NORWAY	47	178	87	INDONESIA	31	728	341
SWEDEN	1 038	1 653	764	MALAYSIA	34	210	98
FINLAND	95	206	93	SINGAPORE	231	5 997	2 809
SWITZERLAND	2 159	5 472	2 529	SOUTH KOREA	29	1 122	514
AUSTRIA	4 503	7 566	3 481	JAPAN	854	24 640	11 406
MALTA	157	837	387	TAIWAN	11	107	48
YUGOSLAVIA	12 584	14 111	6 601	HONG KONG	662	14 138	6 561
TURKEY	2 475	10 891	5 196	AUSTRALIA	272	1 349	627
POLAND	1 892	8 268	3 822	AMER OCEANIA	11	160	77
CZECHOSLOVA	6 908	13 051	5 983	NEW CALEDON	13	87	40
HUNGARY	9 022	12 604	5 867	FR POLYNESIA	13	69	33
ROMANIA	7 601	8 254	3 836	842 MENS OUTERWEAR NOT KNIT			
BULGARIA	2 160	1 363	648	IMPORTS	937 092	3 861 379	1 793 794
MOROCCO	119	539	251	FRANCE	9 978	60 544	27 833
TUNISIA	1 260	3 223	1 460	BELGIUM LUX	35 267	148 665	69 010
ETHIOPIA	105	240	117	NETHERLANDS	13 995	70 996	32 933
KENYA	377	586	270	ITALY	112 403	652 243	303 095
REP S AFRICA	49	920	437	UNTD KINGDOM	5 895	42 640	19 951
USA	776	3 678	1 690	IRELAND	1 305	7 125	3 235
CANADA	41	186	82	DENMARK	3 370	16 841	7 801
MEXICO	5	87	41	GREECE	32 543	139 852	65 126
GUATEMALA	9	70	32	PORTUGAL	19 841	116 589	54 502
ST LUCIA	58	104	50	SPAIN	9 757	33 594	15 453
COLOMBIA	86	492	230	ICELAND	3	77	34
BRAZIL	8 959	11 842	5 449	NORWAY	85	651	303
BOLIVIA	26	106	53	SWEDEN	445	3 142	1 459
LEBANON	9	82	40	FINLAND	1 663	21 326	10 163
ISRAEL	1 311	2 893	1 294	SWITZERLAND	4 974	42 832	19 784
AFGHANISTAN	27	91	41	AUSTRIA	14 803	102 715	47 963
PAKISTAN	5 031	4 354	2 056	MALTA	16 635	88 058	40 748
INDIA	4 780	29 863	13 801	YUGOSLAVIA	81 959	466 272	215 964
BANGLADESH	307	271	130	TURKEY	37 378	131 172	61 327
SRI LANKA	201	548	244	POLAND	19 607	93 089	43 411
THAILAND	10 327	26 623	12 488	CZECHOSLOVA	19 078	54 523	25 331
INDONESIA	17	180	84	HUNGARY	11 104	48 051	22 465
SINGAPORE	2 264	809	373	ROMANIA	16 405	78 656	36 337
PHILIPPINES	619	662	311	BULGARIA	5 583	10 756	4 964
CHINA	39 779	72 264	33 450	ALBANIA	589	618	273
SOUTH KOREA	55 988	109 541	50 838	MOROCCO	6 837	25 802	11 947
JAPAN	2 461	11 764	5 453	TUNISIA	35 418	138 567	63 910
TAIWAN	100 921	151 726	70 071	EGYPT	70	497	223
HONG KONG	32 963	63 948	29 552	MAURITIUS	2 421	16 704	7 824
MACAO	184	738	349	ZIMBABWE	92	506	226
				REP S AFRICA	695	1 780	840
				LESOTHO	31	227	101



## 6 IMPORTS AND EXPORTS (SPECIAL TRADE) BY GROUPS OF THE SITC-REV. 11 AND BY COUNTRIES OF PRODUCTION AND CONSUMPTION 1986

GROUP COUNTRY	DT * 100 KG	1 000 DM	1 000 \$	GROUP COUNTRY	DT * 100 KG	1 000 DM	1 000 \$
USA	3 669	14 671	6 919	PORTUGAL	21 254	153 225	70 911
MEXICO	249	442	211	SPAIN	1 445	10 876	4 990
HAITI	1 135	4 957	2 233	ICELAND	13	222	105
COLOMBIA	1 302	3 853	1 805	NORWAY	44	401	193
BRAZIL	4 627	8 336	3 762	SWEDEN	129	1 365	637
URUGUAY	276	1 062	525	FINLAND	1 562	21 168	10 036
ARGENTINA	1 250	1 968	912	SWITZERLAND	4 062	66 152	30 555
CYPRUS	1 065	4 059	1 891	AUSTRIA	24 408	259 039	119 912
ISRAEL	2 659	12 713	5 972	MALTA	13 107	73 333	33 854
PAKISTAN	5 816	11 918	5 534	YUGOSLAVIA	79 324	540 362	248 393
INDIA	4 650	16 677	7 574	TURKEY	101 129	351 594	162 494
BANGLADESH	1 335	3 487	1 701	POLAND	19 676	134 082	61 846
SRI LANKA	11 637	34 646	16 161	CZECHOSLOVA	3 887	16 612	7 694
THAILAND	17 455	41 462	19 237	HUNGARY	26 317	169 988	78 263
INDONESIA	8 420	12 127	5 558	ROMANIA	30 281	146 148	67 555
MALAYSIA	2 219	5 693	2 612	BULGARIA	5 761	25 729	11 853
SINGAPORE	6 265	19 212	8 998	MOROCCO	20 011	83 376	38 836
PHILIPPINES	9 167	29 089	13 481	TUNISIA	24 958	115 515	53 104
CHINA	63 336	173 960	81 416	EGYPT	19	71	30
SOUTH KOREA	58 055	214 599	100 437	MAURITIUS	357	933	451
JAPAN	17 836	78 657	36 460	ZIMBABWE	371	2 285	1 004
TAIWAN	46 978	116 772	54 338	REP S AFRICA	284	1 072	479
HONG KONG	122 891	377 815	174 898	USA	289	2 995	1 387
MACAO	24 513	57 757	26 468	CANADA	11	89	40
AUSTRALIA	11	142	64	GUATEMALA	57	422	197
EXPORTS	195 333	1 459 951	676 956	COLOMBIA	1 033	3 150	1 478
FRANCE	14 698	128 300	59 751	BRAZIL	4 228	11 515	5 447
BELGIUM LUX	21 740	176 115	81 759	URUGUAY	30	122	60
NETHERLANDS	68 741	442 287	204 392	ARGENTINA	101	233	109
ITALY	3 548	39 690	18 642	CYPRUS	1 284	9 686	4 469
UNTD KINGDOM	12 540	128 035	59 204	LEBANON	51	183	90
IRELAND	1 987	13 010	6 063	ISRAEL	2 399	17 666	8 109
DENMARK	6 146	30 953	14 441	PAKISTAN	10 803	25 371	11 689
GREECE	5 355	17 294	7 938	INDIA	30 108	146 466	66 865
PORTUGAL	335	1 725	793	BANGLADESH	1 584	4 658	2 172
SPAIN	306	4 588	2 192	SRI LANKA	9 370	43 013	20 031
CANARY IS	8	128	61	NEPAL	23	97	44
CEUTA MEL	10	161	81	THAILAND	14 205	45 674	21 099
ICELAND	209	2 741	1 291	INDONESIA	3 514	11 235	5 163
NORWAY	881	10 444	4 855	MALAYSIA	881	2 498	1 162
SWEDEN	1 255	15 738	7 381	SINGAPORE	1 589	5 660	2 576
FINLAND	291	2 885	1 342	PHILIPPINES	6 711	25 247	11 895
SWITZERLAND	14 399	138 367	64 327	CHINA	52 136	169 614	78 736
AUSTRIA	20 885	183 274	85 278	NORTH KOREA	218	593	295
ANDORRA	10	172	84	SOUTH KOREA	59 562	253 793	118 334
MALTA	2 476	13 101	6 077	JAPAN	229	2 816	1 277
YUGOSLAVIA	5 352	11 426	5 273	TAIWAN	31 905	128 440	59 414
TURKEY	109	319	148	HONG KONG	125 869	655 156	301 956
SOVIET UNION	332	3 619	1 531	MACAO	16 892	49 779	22 859
POLAND	1 051	4 408	2 007	EXPORTS	293 543	3 581 739	1 651 266
CZECHOSLOVA	748	3 556	1 614	FRANCE	18 610	227 824	104 944
HUNGARY	1 217	3 408	1 603	BELGIUM LUX	24 890	322 326	148 162
ROMANIA	37	275	128	NETHERLANDS	71 448	808 325	371 216
BULGARIA	93	331	145	ITALY	3 212	46 784	21 747
ALGERIA	84	856	379	UNTD KINGDOM	25 919	390 154	180 359
TUNISIA	4 370	16 385	7 551	IRELAND	5 267	57 433	26 585
LIBYA	11	123	50	DENMARK	13 388	101 990	47 205
EGYPT	33	419	197	GREECE	8 773	26 166	13 093
GHANA	10	82	41	PORTUGAL	166	1 536	728
NIGERIA	36	561	266	SPAIN	1 244	20 469	9 654
ETHIOPIA	5	101	45	CANARY IS	50	783	365
TANZANIA	42	144	67	CEUTA MEL	32	524	245
REP S AFRICA	10	224	105	ICELAND	256	4 492	2 112
USA	1 374	22 350	10 368	NORWAY	7 061	119 987	55 457
CANADA	542	11 121	5 160	SWEDEN	4 989	74 846	34 591
NETH ANTILL	31	403	186	FINLAND	1 688	26 486	12 271
CHILE	12	96	44	SWITZERLAND	34 485	493 433	227 344
ARGENTINA	14	161	74	AUSTRIA	44 073	526 234	242 856
CYPRUS	20	151	71	ANDORRA	17	1 047	499
LEBANON	112	1 820	848	GIBRALTAR	1	113	52
SYRIA	13	166	76	MALTA	2 451	6 920	3 204
IRAQ	14	124	55	YUGOSLAVIA	2 012	8 292	3 829
IRAN	32	450	202	TURKEY	237	732	332
ISRAEL	106	656	318	SOVIET UNION	1 148	16 069	7 591
JORDAN	125	1 367	648	POLAND	670	2 791	1 283
SAUDI ARABIA	514	5 477	2 472	CZECHOSLOVA	275	2 829	1 313
KUWAIT	437	5 387	2 495	HUNGARY	1 857	10 986	5 014
BAHRAIN	7	267	120	ROMANIA	164	933	423
QATAR	12	199	91	BULGARIA	448	1 659	757
ARAB EMIRAT	184	2 535	1 148	MOROCCO	3 555	11 081	5 252
OMAN	17	265	121	TUNISIA	3 025	10 202	4 761
PAKISTAN	75	95	44	LIBYA	2	135	55
MALAYSIA	8	212	94	EGYPT	8	824	382
SINGAPORE	2	86	39	ZAIRE	3	171	76
CHINA	1 746	2 515	1 136	TANZANIA	32	150	65
JAPAN	176	2 734	1 299	MALAWI	21	196	93
HONG KONG	141	2 607	1 227	REP S AFRICA	265	4 825	2 253
AUSTRALIA	125	1 978	914	USA	4 754	109 639	50 719
NEW ZEALAND	16	336	155	CANADA	3 530	57 317	26 244
843 WOMENS OUTERWEAR NONKNIT				BERMUDA	4	227	108
IMPORTS	1 035 441	5 873 430	2 715 837	WEST INDIES	5	72	30
FRANCE	25 410	310 632	143 522	GUADELOUPE	35	122	61
BELGIUM LUX	18 028	114 534	52 727	NETH ANTILL	6	236	111
NETHERLANDS	27 537	187 351	86 784	VENEZUELA	6	119	45
ITALY	111 994	865 867	401 934	CHILE	7	149	64
UNTD KINGDOM	14 835	131 032	60 993	BOLIVIA	10	138	67
IRELAND	2 117	13 910	6 557	ARGENTINA	16	214	94
DENMARK	4 167	27 451	12 786	CYPRUS	53	1 296	604
GREECE	77 832	432 745	200 306	LEBANON	309	6 584	3 062
				SYRIA	18	451	204
				IRAQ	110	1 783	755
				IRAN	12	203	92



## 6 IMPORTS AND EXPORTS (SPECIAL TRADE) BY GROUPS OF THE SITC-REV. II AND BY COUNTRIES OF PRODUCTION AND CONSUMPTION 1986

GROUP COUNTRY	DT = 100 KG	1 000 DM	1 000 \$	GROUP COUNTRY	DT = 100 KG	1 000 DM	1 000 \$
ISRAEL	150	1 530	701	CANADA	42	705	330
JORDAN	213	5 005	2 359	NETH ANTILL	18	193	87
SAUDI ARABIA	468	5 964	2 729	LEBANON	16	215	98
KUWAIT	553	8 559	3 941	JORDAN	13	144	63
BAHRAIN	10	728	328	SAUDI ARABIA	51	670	306
QATAR	12	549	243	KUWAIT	120	1 542	702
ARAB EMIRAT	99	3 118	1 414	ARAB EMIRAT	49	604	273
OMAN	3	172	79	SINGAPORE	8	122	57
AFGHANISTAN	20	123	54	JAPAN	7	221	100
VIETNAM	2	87	33	HONG KONG	24	471	218
INDONESIA	4	182	71	AUSTRALIA	17	374	165
MALAYSIA	11	192	87				
SINGAPORE	24	793	366	845 OUTERWEAR KNIT NONELASTC			
CHINA	49	211	83				
SOUTH KOREA	8	180	82	IMPORTS	1 150 868	5 820 438	2 697 007
JAPAN	563	23 089	10 797	FRANCE	17 321	178 742	82 848
TAIWAN	5	230	113	BELGIUM LUX	5 756	33 848	15 869
HONG KONG	338	10 320	4 784	NETHERLANDS	20 004	99 538	46 556
AUSTRALIA	345	8 402	3 929	ITALY	335 539	2 314 259	1 073 821
NEW ZEALAND	1	326	143	UNTD KINGDOM	15 623	114 320	53 577
				IRELAND	631	4 545	2 108
844 UNDERWEAR NOT KNIT				DENMARK	10 200	61 632	28 559
IMPORTS	296 686	1 163 274	538 418	GREECE	73 250	304 457	140 802
FRANCE	857	12 175	5 652	PORTUGAL	47 315	186 366	86 387
BELGIUM LUX	427	2 905	1 346	SPAIN	5 176	22 859	10 665
NETHERLANDS	2 517	12 420	5 750	ICELAND	156	1 990	933
ITALY	6 592	67 119	30 927	NORWAY	227	1 800	833
UNTD KINGDOM	909	5 579	2 608	SWEDEN	340	3 094	1 430
IRELAND	17	257	120	FINLAND	1 391	13 290	6 094
DENMARK	273	1 735	808	SWITZERLAND	4 541	50 913	23 930
GREECE	1 380	3 949	1 879	AUSTRIA	12 448	129 092	59 985
PORTUGAL	7 150	41 903	19 533	MALTA	2 846	15 586	7 242
SPAIN	263	1 673	779	YUGOSLAVIA	35 985	195 084	89 987
NORWAY	19	103	48	TURKEY	117 201	413 550	190 035
SWEDEN	67	1 391	644	POLAND	7 116	26 281	12 286
FINLAND	51	448	214	CZECHOSLOVA	8 122	21 888	10 113
SWITZERLAND	824	10 298	4 780	HUNGARY	9 878	46 340	21 447
AUSTRIA	4 276	29 063	13 446	ROMANIA	21 733	47 156	22 044
MALTA	133	1 312	611	BULGARIA	9 335	23 006	10 540
YUGOSLAVIA	22 570	113 624	52 557	MOROCCO	14 846	66 828	31 310
TURKEY	26 796	66 382	31 209	TUNISIA	10 437	53 572	24 871
POLAND	11 335	54 117	25 068	EGYPT	704	1 843	832
CZECHOSLOVA	2 562	8 137	3 792	IVORY COAST	54	96	46
HUNGARY	914	3 670	1 684	MAURITIUS	14 421	70 520	33 026
ROMANIA	8 066	23 948	11 006	ZIMBABWE	67	472	208
BULGARIA	6 751	14 752	6 754	REP S AFRICA	502	2 522	1 127
ALBANIA	830	2 089	965	USA	252	2 371	1 109
MOROCCO	921	4 146	1 962	CANADA	15	92	40
TUNISIA	10 346	58 225	26 982	JAMAICA	352	1 280	569
EGYPT	203	189	88	PERU	32	203	93
MAURITIUS	162	664	293	BRAZIL	4 589	14 193	6 265
REP S AFRICA	41	73	36	CHILE	34	160	76
USA	60	631	292	BOLIVIA	27	177	86
CANADA	6	68	32	URUGUAY	25	150	75
BRAZIL	446	919	426	CYPRUS	363	2 059	958
CYPRUS	439	1 883	886	LEBANON	21	64	31
ISRAEL	111	464	212	SYRIA	34	87	40
PAKISTAN	3 064	5 618	2 569	ISRAEL	4 016	31 656	14 693
INDIA	22 980	99 853	45 406	SAUDI ARABIA	19	63	32
BANGLADESH	4 894	10 639	5 071	PAKISTAN	9 530	18 621	8 609
SRI LANKA	2 636	6 717	3 200	INDIA	7 539	23 099	10 444
NEPAL	30	66	33	SRI LANKA	674	2 745	1 302
THAILAND	1 433	5 397	2 518	THAILAND	31 774	89 717	41 548
INDONESIA	4 114	9 050	4 110	INDONESIA	3 472	11 360	5 294
MALAYSIA	1 134	3 734	1 716	MALAYSIA	3 249	10 190	4 787
SINGAPORE	555	1 784	828	SINGAPORE	6 339	22 813	10 747
PHILIPPINES	1 104	4 854	2 149	PHILIPPINES	11 284	29 991	14 048
CHINA	9 685	21 476	10 119	CHINA	24 150	63 783	29 367
SOUTH KOREA	49	163	70	NORTH KOREA	18	69	34
SOUTH KOREA	37 046	125 534	57 543	SOUTH KOREA	44 131	134 747	62 810
JAPAN	274	2 311	1 083	JAPAN	766	4 218	1 974
TAIWAN	18 822	56 454	26 378	TAIWAN	55 754	195 870	90 871
HONG KONG	61 199	236 706	109 892	HONG KONG	108 567	528 791	243 360
MACAO	9 343	26 558	12 323	MACAO	30 609	126 205	58 154
EXPORTS	40 732	255 995	118 378	EXPORTS	171 580	1 608 687	744 794
FRANCE	4 164	26 458	12 215	FRANCE	11 393	103 333	47 908
BELGIUM LUX	4 223	28 592	13 323	BELGIUM LUX	14 605	158 536	73 302
NETHERLANDS	17 648	84 607	39 043	NETHERLANDS	52 213	423 057	195 626
ITALY	1 700	9 132	4 255	ITALY	3 172	28 989	13 459
UNTD KINGDOM	3 446	17 133	7 828	UNTD KINGDOM	6 271	79 878	37 096
IRELAND	111	1 020	480	IRELAND	1 202	16 166	7 496
DENMARK	2 551	10 735	5 041	DENMARK	8 453	46 562	21 647
GREECE	6	77	35	GREECE	1 877	5 343	2 482
PORTUGAL	30	170	83	PORTUGAL	395	2 143	998
SPAIN	40	727	349	SPAIN	331	5 473	2 529
CEUTA MEL	14	100	47	CANARY IS	25	574	259
ICELAND	60	552	253	CEUTA MEL	4	94	42
NORWAY	217	2 933	1 355	ICELAND	236	2 821	1 331
SWEDEN	103	1 017	483	NORWAY	2 329	32 943	15 255
FINLAND	69	794	369	SWEDEN	1 573	19 894	9 117
SWITZERLAND	2 738	29 693	13 751	FINLAND	810	8 858	4 111
AUSTRIA	2 490	27 010	12 509	SWITZERLAND	22 680	258 867	119 672
YUGOSLAVIA	135	816	379	AUSTRIA	25 984	256 712	118 950
POLAND	59	206	91	ANDORRA	13	369	180
CZECHOSLOVA	23	161	70	MALTA	63	425	187
HUNGARY	28	85	36	YUGOSLAVIA	5 816	30 707	14 305
ROMANIA	12	83	35	TURKEY	85	612	280
TUNISIA	38	241	113	SOVIET UNION	234	3 514	1 715
NIGERIA	6	94	44	POLAND	385	2 771	1 297
USA	402	7 827	3 607	CZECHOSLOVA	165	1 812	832
				HUNGARY	2 158	10 563	4 945



## 6 IMPORTS AND EXPORTS (SPECIAL TRADE) BY GROUPS OF THE SITC-REV. II AND BY COUNTRIES OF PRODUCTION AND CONSUMPTION 1986

GROUP COUNTRY	DT = 100 KG	1 000 DM	1 000 \$	GROUP COUNTRY	DT = 100 KG	1 000 DM	1 000 \$
ROMANIA	59	681	305	ITALY	4 859	41 323	18 981
BULGARIA	38	654	292	UNTD KINGDOM	3 059	22 593	10 346
MOROCCO	2 299	8 788	4 184	IRELAND	332	2 135	974
TUNISIA	1 204	2 992	1 368	DENMARK	3 208	16 940	7 845
EGYPT	7	177	77	GREECE	7 588	15 263	7 077
NIGERIA	41	439	193	PORTUGAL	3 550	10 106	4 665
ZAIRE	1	74	33	SPAIN	151	1 486	706
ETHIOPIA	3	104	34	CANARY IS	14	134	62
TANZANIA	26	82	34	ICELAND	228	2 324	1 110
REP S AFRICA	87	1 506	717	NORWAY	620	6 282	2 915
USA	2 123	39 458	18 308	SWEDEN	572	5 795	2 697
CANADA	1 491	23 058	10 671	FINLAND	306	3 397	1 595
BERMUDA	3	166	74	SWITZERLAND	11 680	94 988	43 949
COSTA RICA	2	68	31	AUSTRIA	14 682	102 977	47 765
PANAMA	5	68	33	MALTA	9	116	60
CUBA	9	100	44	YUGOSLAVIA	32 350	121 648	56 224
BAHAMAS	3	66	32	TURKEY	45	374	170
NETH ANTILL	3	123	51	SOVIET UNION	24	261	119
BRAZIL	6	97	47	POLAND	193	1 169	525
CHILE	16	228	99	CZECHOSLOVA	83	884	407
ARGENTINA	8	124	54	HUNGARY	3 860	32 247	14 905
CYPRUS	17	371	170	BULGARIA	8	100	44
LEBANON	89	1 592	746	MOROCCO	7 349	4 602	2 151
SYRIA	7	100	43	TUNISIA	5 812	17 560	8 127
IRAN	61	553	256	CAMEROON	47	162	83
ISRAEL	56	351	157	REUNION	4	65	30
JORDAN	60	819	382	MAURITIUS	29	169	84
SAUDI ARABIA	268	2 885	1 327	REP S AFRICA	17	223	97
KUWAIT	150	2 244	1 052	USA	720	7 526	3 496
BAHRAIN	9	281	127	CANADA	306	3 671	1 679
QATAR	51	713	326	MEXICO	6	64	30
ARAB EMIRAT	80	1 277	586	COSTA RICA	11	141	67
OMAN	18	159	75	PANAMA	8	164	77
PAKISTAN	56	378	177	CUBA	91	167	75
MALAYSIA	11	144	63	NETH ANTILL	11	166	79
SINGAPORE	21	417	193	CHILE	46	298	137
SOUTH KOREA	2	62	30	PARAGUAY	28	188	87
JAPAN	206	6 341	2 931	CYPRUS	30	325	149
TAIWAN	15	96	42	LEBANON	69	794	364
HONG KONG	208	4 026	1 899	SYRIA	11	130	63
AUSTRALIA	194	3 961	1 843	IRAN	22	194	91
NEW ZEALAND	10	249	113	ISRAEL	100	897	411
				JORDAN	23	291	136
846 UNDERWEAR KNITTED				SAUDI ARABIA	204	2 596	1 170
IMPORTS	602 562	2 343 900	1 077 626	KUWAIT	144	1 968	924
FRANCE	12 749	125 232	57 201	BAHRAIN	6	153	70
BELGIUM LUX	2 287	14 936	6 851	QATAR	44	561	256
NETHERLANDS	10 587	37 612	17 383	ARAB EMIRAT	76	1 090	502
ITALY	81 667	370 086	170 228	OMAN	11	182	85
UNTD KINGDOM	3 601	22 422	10 446	MALAYSIA	9	149	72
IRELAND	8 445	17 223	7 947	SINGAPORE	19	243	112
DENMARK	2 433	15 936	7 348	JAPAN	357	8 742	4 100
GREECE	80 498	269 833	123 419	TAIWAN	6	127	61
PORTUGAL	30 734	124 192	57 115	HONG KONG	63	753	348
SPAIN	1 855	10 526	4 888	AUSTRALIA	18	360	165
NORWAY	134	1 121	527				
SWEDEN	190	3 033	1 420	847 TEXT CLTHNG ACCESSRYS NES			
FINLAND	190	2 296	1 065	IMPORTS	230 214	823 287	380 797
SWITZERLAND	9 105	88 308	41 246	FRANCE	4 520	30 090	13 931
AUSTRIA	5 685	49 756	23 052	BELGIUM LUX	2 583	11 852	5 550
MALTA	72	431	205	NETHERLANDS	5 470	17 444	8 102
YUGOSLAVIA	56 140	261 150	120 357	ITALY	66 381	269 275	124 279
TURKEY	47 241	141 997	65 945	UNTD KINGDOM	2 217	14 784	7 018
POLAND	7 421	15 210	7 079	IRELAND	292	4 051	1 884
CZECHOSLOVA	10 942	20 924	9 736	DENMARK	406	1 534	694
HUNGARY	6 861	48 852	22 582	GREECE	1 043	3 213	1 498
ROMANIA	16 216	27 881	12 957	PORTUGAL	10 463	28 010	12 993
BULGARIA	5 208	6 782	3 186	SPAIN	67	759	342
MOROCCO	7 800	13 778	6 293	NORWAY	113	585	274
TUNISIA	5 549	30 543	14 079	SWEDEN	323	2 516	1 178
EGYPT	2 081	4 903	2 259	FINLAND	43	515	235
MAURITIUS	2 606	10 067	4 598	SWITZERLAND	1 900	26 249	12 151
REP S AFRICA	1 456	5 795	2 722	AUSTRIA	2 398	18 068	8 313
USA	2 279	16 800	7 675	MALTA	660	3 124	1 455
DOMINIC REP	10	108	49	YUGOSLAVIA	5 846	23 926	11 062
PERU	54	194	84	TURKEY	11 113	24 492	11 326
BRAZIL	3 506	11 499	5 197	POLAND	639	1 217	573
CHILE	30	186	89	CZECHOSLOVA	3 111	7 670	3 516
CYPRUS	579	2 165	1 021	HUNGARY	1 714	5 985	2 771
LEBANON	214	793	374	ROMANIA	5 273	12 468	5 611
ISRAEL	6 433	29 613	13 522	MOROCCO	1 272	2 777	1 255
PAKISTAN	9 012	15 010	6 798	TUNISIA	5 144	19 510	8 968
INDIA	5 288	15 778	7 024	MAURITIUS	29	142	67
BANGLADESH	352	702	340	REP S AFRICA	114	253	126
SRI LANKA	5 670	18 359	8 594	USA	8 603	34 760	16 075
THAILAND	14 530	44 199	20 099	CANADA	41	107	53
INDONESIA	2 022	5 998	2 762	MEXICO	14	67	32
MALAYSIA	1 141	4 501	2 055	COSTA RICA	1 080	2 857	1 321
SINGAPORE	2 597	9 860	4 563	HAITI	312	2 333	1 085
PHILIPPINES	14 109	37 482	17 271	BARBADOS	146	920	425
CHINA	19 810	44 444	20 661	BRAZIL	28	68	30
SOUTH KOREA	19 887	61 280	28 086	SYRIA	116	248	123
JAPAN	127	704	333	ISRAEL	2 007	9 143	4 211
TAIWAN	13 635	42 020	19 188	PAKISTAN	5 704	7 349	3 334
HONG KONG	51 826	204 178	92 835	INDIA	2 205	7 850	3 591
MACAO	9 660	37 004	16 778	BANGLADESH	201	404	176
EXPORTS	153 126	824 444	381 498	SRI LANKA	2 655	7 966	3 745
FRANCE	10 811	66 394	30 816	THAILAND	4 065	7 343	3 285
BELGIUM LUX	8 997	65 057	30 178	INDONESIA	42	102	43
NETHERLANDS	30 123	154 500	71 508	MALAYSIA	4 386	24 767	11 459
				SINGAPORE	52	279	124
				PHILIPPINES	1 226	4 314	2 084



## 6 IMPORTS AND EXPORTS (SPECIAL TRADE) BY GROUPS OF THE SITC-REV. II AND BY COUNTRIES OF PRODUCTION AND CONSUMPTION 1986

GROUP COUNTRY	DT * 100 KG	1 000 DM	1 000 \$	GROUP COUNTRY	DT * 100 KG	1 000 DM	1 000 \$
CHINA	9 137	22 725	10 514	CANADA	75	2 293	1 090
SOUTH KOREA	27 511	67 603	30 841	MEXICO	338	781	368
JAPAN	3 030	25 366	11 809	COLOMBIA	2	65	32
TAIWAN	11 747	28 930	13 699	PERU	49	327	156
HONG KONG	9 962	25 551	13 945	BRAZIL	1 711	6 052	2 820
MACAO	2 734	7 453	3 495	BOLIVIA	10	74	33
EXPORTS	78 674	468 711	218 319	PARAGUAY	27	154	76
FRANCE	6 966	53 157	24 606	URUGUAY	3 931	45 618	21 632
BELGIUM LUX	4 756	31 143	14 468	ARGENTINA	1 220	10 077	4 886
NETHERLANDS	8 745	57 298	26 527	ISRAEL	1 107	5 508	2 534
ITALY	3 861	31 551	14 819	BAHRAIN	14	204	101
UNITD KINGDOM	5 430	25 750	12 063	PAKISTAN	12 633	66 539	31 624
IRELAND	434	3 077	1 447	INDIA	12 541	71 431	33 105
DENMARK	1 654	9 833	4 611	SRI LANKA	2 245	8 300	3 836
GREECE	2 239	10 266	4 824	THAILAND	7 983	9 639	4 374
PORTUGAL	2 392	7 513	3 493	VIETNAM	81	109	49
SPAIN	355	2 560	1 220	INDONESIA	20	79	36
ICELAND	144	1 437	663	MALAYSIA	19 360	24 349	11 267
NORWAY	655	6 559	3 076	PHILIPPINES	606	8 748	4 077
SWEDEN	1 894	15 171	7 043	CHINA	81 053	143 073	66 348
FINLAND	860	7 291	3 402	NORTH KOREA	118	1 208	526
SWITZERLAND	4 169	41 110	19 127	SOUTH KOREA	36 596	374 544	173 916
AUSTRIA	7 914	46 730	21 697	JAPAN	787	6 397	2 990
ANDORRA	16	307	139	TAIWAN	12 620	26 514	12 479
MALTA	270	1 194	548	HONG KONG	16 531	49 024	22 646
YUGOSLAVIA	7 708	26 045	12 080	MACAO	114	544	259
TURKEY	214	1 205	561	AUSTRALIA	116	271	125
SOVIET UNION	32	247	113	NEW ZEALAND	14	59	30
POLAND	775	4 296	1 995	EXPORTS	82 346	817 180	382 026
CZECHOSLOVA	94	508	226	FRANCE	6 903	53 112	24 786
HUNGARY	2 612	7 356	3 398	BELGIUM LUX	6 144	60 946	28 562
ROMANIA	436	2 872	1 343	NETHERLANDS	9 179	69 515	32 594
BULGARIA	35	140	65	ITALY	4 809	60 204	28 439
MOROCCO	1 222	1 457	683	UNITD KINGDOM	3 732	30 002	13 998
ALGERIA	103	1 059	503	IRELAND	359	3 290	1 528
TUNISIA	5 773	17 907	8 306	DENMARK	2 564	26 762	12 464
EGYPT	110	547	256	GREECE	2 300	15 449	7 148
ZAIRE	41	124	57	PORTUGAL	627	2 888	1 339
ANGOLA	9	126	56	SPAIN	366	4 343	2 035
MAURITIUS	67	236	111	CANARY IS	6	161	75
ZAMBIA	14	104	47	ICELAND	158	1 115	516
REP S AFRICA	33	226	101	NORWAY	1 299	32 599	15 143
USA	3 832	30 296	14 451	SWEDEN	1 646	16 512	7 744
CANADA	1 200	7 143	3 343	FINLAND	966	6 473	3 028
HAITI	47	94	41	SWITZERLAND	7 779	120 823	56 583
VENEZUELA	7	97	48	AUSTRIA	11 258	149 317	70 253
CHILE	6	176	84	ANDORRA	19	1 485	716
CYPRUS	42	386	172	MALTA	314	1 526	697
LEBANON	25	191	87	YUGOSLAVIA	2 170	11 612	5 441
IRAQ	29	166	71	TURKEY	662	3 809	1 742
IRAN	9	96	43	SOVIET UNION	129	2 890	1 380
ISRAEL	233	1 496	685	POLAND	710	4 241	2 035
JORDAN	6	112	50	CZECHOSLOVA	333	947	440
SAUDI ARABIA	106	670	298	HUNGARY	695	3 437	1 623
KUWAIT	33	491	203	ROMANIA	1 320	2 105	1 002
BAHRAIN	3	101	49	BULGARIA	121	740	354
QATAR	2	90	42	MOROCCO	471	2 087	972
ARAB EMIRAT	18	291	132	ALGERIA	158	1 127	519
PAKISTAN	62	448	206	TUNISIA	1 173	2 495	1 147
INDONESIA	35	145	68	LIBYA	304	792	351
SINGAPORE	56	420	195	EGYPT	93	510	250
PHILIPPINES	157	473	227	LIBERIA	33	82	39
JAPAN	202	4 229	1 989	GHANA	35	85	40
TAIWAN	10	188	87	NIGERIA	115	1 054	481
HONG KONG	136	1 555	739	ZAIRE	49	218	101
AUSTRALIA	174	1 607	728	ANGOLA	8	126	63
AMER OCEANIA	4	81	37	ETHIOPIA	22	138	59
848 HEADGEAR, NONTXTL CLOTHNG				KENYA	77	164	73
IMPORTS	381 063	2 511 926	1 173 019	UGANDA	23	84	40
FRANCE	9 578	51 808	24 142	TANZANIA	60	173	77
BELGIUM LUX	20 152	29 519	13 692	MOZAMBIQUE	3	112	53
NETHERLANDS	12 721	65 549	30 334	ZAMBIA	35	104	44
ITALY	29 661	307 709	143 274	REP S AFRICA	67	478	224
UNITD KINGDOM	3 817	28 653	13 455	USA	6 803	59 463	27 779
IRELAND	91	531	245	CANADA	559	16 105	7 237
DENMARK	347	3 804	1 822	MEXICO	15	151	65
GREECE	6 907	412 597	194 584	COSTA RICA	5	70	33
PORTUGAL	508	7 814	3 754	VENEZUELA	3	142	63
SPAIN	5 398	29 685	13 988	SURINAME	16	95	41
ICELAND	12	115	54	ECUADOR	21	148	69
NORWAY	97	1 399	667	PERU	8	72	34
SWEDEN	1 319	5 204	2 449	BRAZIL	1	92	44
FINLAND	572	10 593	5 036	CHILE	100	544	248
SWITZERLAND	1 098	13 202	6 181	ARGENTINA	8	328	153
AUSTRIA	17 570	68 796	31 958	CYPRUS	439	1 223	549
MALTA	326	9 041	4 227	LEBANON	169	604	281
YUGOSLAVIA	11 971	104 919	49 030	SYRIA	175	190	90
TURKEY	30 708	409 556	191 971	IRAQ	1 467	4 409	1 922
SOVIET UNION	54	262	127	IRAN	294	460	206
POLAND	1 637	17 438	8 071	ISRAEL	123	790	367
CZECHOSLOVA	2 142	10 757	5 062	JORDAN	128	326	150
HUNGARY	1 033	15 247	7 208	SAUDI ARABIA	431	1 303	594
ROMANIA	576	6 000	2 747	KUWAIT	103	637	290
BULGARIA	24	184	88	BAHRAIN	33	107	45
MOROCCO	395	2 836	1 337	ARAB EMIRAT	83	489	224
TUNISIA	744	7 123	3 319	OMAN	13	253	121
MAURITIUS	97	1 253	566	PAKISTAN	32	127	58
REP S AFRICA	19	210	99	INDIA	32	1 073	524
USA	9 559	25 949	12 032	SRI LANKA	51	317	137
				NEPAL	30	125	62
				THAILAND	27	134	57
				LAOS	1	73	33



## 6 IMPORTS AND EXPORTS (SPECIAL TRADE) BY GROUPS OF THE SITC-REV. II AND BY COUNTRIES OF PRODUCTION AND CONSUMPTION 1986

GROUP COUNTRY	DT = 100 KG	1 000 DM	1 000 \$	GROUP COUNTRY	DT = 100 KG	1 000 DM	1 000 \$
VIETNAM	2	73	33	ETHIOPIA	15	164	62
INDONESIA	49	261	114	DJIBOUTI	22	163	73
MALAYSIA	79	622	279	KENYA	115	539	252
SINGAPORE	123	857	398	UGANDA	79	217	102
PHILIPPINES	34	75	32	TANZANIA	71	137	61
CHINA	54	458	210	ZAMBIA	12	66	30
SOUTH KOREA	378	2 939	1 368	REP S AFRICA	64	497	224
JAPAN	614	17 522	8 136	USA	6 657	45 814	21 027
TAIWAN	109	1 331	599	CANADA	2 711	16 403	7 487
HONG KONG	79	3 727	1 670	GREENLAND	25	178	83
AUSTRALIA	151	1 695	779	MEXICO	22	118	52
NEW ZEALAND	11	115	52	HONDURAS	32	69	34
				PANAMA	478	2 568	1 179
851 FOOTWEAR				CUBA	267	353	158
IMPORTS	1 482 561	4 982 940	2 302 860	BARBADOS	65	263	117
FRANCE	77 714	270 325	125 287	TRINIDAD TOB	179	1 034	472
BELGIUM LUX	4 351	9 068	4 160	NETH ANTILL	90	461	214
NETHERLANDS	29 815	102 318	47 521	COLOMBIA	30	151	67
ITALY	655 227	2 364 618	1 099 393	VENEZUELA	71	393	177
UNTD KINGDOM	7 907	39 121	17 980	ECUADOR	14	106	47
IRELAND	87	342	152	BRAZIL	17	100	46
DENMARK	7 010	36 974	17 025	CHILE	55	166	76
GREECE	10 490	50 560	23 541	ARGENTINA	66	130	60
PORTUGAL	65 732	247 374	115 101	CYPRUS	178	929	425
SPAIN	128 943	399 407	186 672	LEBANON	79	392	174
NORWAY	203	692	322	IRAN	50	218	99
SWEDEN	3 954	7 270	3 245	ISRAEL	778	3 246	1 529
FINLAND	2 377	7 862	3 719	JORDAN	35	222	104
SWITZERLAND	15 579	92 451	42 957	SAUDI ARABIA	643	3 191	1 426
AUSTRIA	50 454	317 659	147 499	KUWAIT	330	2 076	968
MALTA	540	2 292	1 028	BAHRAIN	18	184	81
YUGOSLAVIA	88 992	291 411	134 364	QATAR	110	882	406
TURKEY	1 509	3 878	1 757	ARAB EMIRAT	342	2 193	1 010
SOVIET UNION	3 394	3 299	1 529	OMAN	169	984	445
POLAND	28 667	57 329	26 469	NORTH YEMEN	46	236	108
CZECHOSLOVA	16 118	18 235	8 381	AFGHANISTAN	121	479	219
HUNGARY	17 766	69 562	32 411	PAKISTAN	131	486	225
ROMANIA	30 959	76 222	35 424	MALDIVES	31	157	77
BULGARIA	998	1 674	759	SRI LANKA	21	114	53
MOROCCO	541	1 664	748	THAILAND	39	240	111
REP S AFRICA	142	159	72	INDONESIA	21	167	74
USA	3 119	14 815	6 849	MALAYSIA	200	1 525	706
CANADA	201	863	398	BRUNEI	14	160	69
MEXICO	1 522	7 002	3 345	SINGAPORE	1 244	9 508	4 361
BRAZIL	4 987	23 033	10 662	CHINA	10	84	38
URUGUAY	122	566	277	SOUTH KOREA	131	359	167
ARGENTINA	186	713	333	JAPAN	942	5 726	2 694
CYPRUS	52	359	165	TAIWAN	30	175	83
ISRAEL	1 021	2 034	952	HONG KONG	1 017	6 905	3 217
PAKISTAN	4 546	8 014	3 587	AUSTRALIA	1 028	7 999	3 606
INDIA	8 773	25 523	11 357	PAPUA NEW G	63	239	111
THAILAND	1 245	2 963	1 370	AUST OCEANIA	26	234	109
INDONESIA	870	1 534	697	NEW ZEALAND	92	681	306
MALAYSIA	872	1 137	515	FJIJI	21	130	58
SINGAPORE	82	249	118	VANUATU	22	81	37
PHILIPPINES	1 938	4 753	2 178	FR POLYNESIA	24	131	64
CHINA	49 205	38 092	17 356				
SOUTH KOREA	27 901	56 533	26 264	871 OPTICAL INSTRUMENTS			
JAPAN	1 074	4 570	2 127	IMPORTS	18 641	421 181	194 512
TAIWAN	109 742	272 551	124 822	FRANCE	702	74 370	33 943
HONG KONG	15 545	25 587	11 844	BELGIUM LUX	164	2 071	976
MACAO	51	135	58	NETHERLANDS	783	44 074	20 500
EXPORTS	248 529	1 298 023	597 272	ITALY	300	4 013	1 831
FRANCE	20 703	109 568	50 875	UNTD KINGDOM	2 237	32 381	14 920
BELGIUM LUX	17 911	103 706	48 001	IRELAND	7	257	111
NETHERLANDS	42 700	204 704	94 364	DENMARK	66	1 540	700
ITALY	5 767	29 090	13 190	GREECE	1	75	36
UNTD KINGDOM	17 297	58 545	26 976	PORTUGAL	727	13 216	6 095
IRELAND	615	3 382	1 576	SPAIN	114	384	181
DENMARK	11 759	53 673	24 745	NORWAY	16	623	288
GREECE	409	1 233	565	SWEDEN	67	2 026	952
PORTUGAL	418	1 638	772	FINLAND	1	347	157
SPAIN	1 093	5 858	2 715	SWITZERLAND	1 362	34 926	16 374
CANARY IS	349	1 516	703	AUSTRIA	232	7 793	3 601
CEUTA MEL	211	954	453	YUGOSLAVIA	1	177	79
ICELAND	524	3 594	1 668	TURKEY	2	604	282
FAROE IS	7	79	34	SOVIET UNION	500	1 498	684
NORWAY	4 835	31 175	14 245	POLAND	163	800	365
SWEDEN	7 163	36 310	16 684	CZECHOSLOVA	8	126	60
FINLAND	3 823	24 037	10 892	NIGERIA	1	76	37
SWITZERLAND	29 355	172 886	80 040	REP S AFRICA	18	103	49
AUSTRIA	36 516	194 126	89 625	USA	1 901	80 738	37 192
ANDORRA	21	126	57	CANADA	37	1 412	639
MALTA	25	123	53	MEXICO	28	111	50
YUGOSLAVIA	364	1 666	787	ARGENTINA	8	221	99
TURKEY	304	1 403	631	ISRAEL	3	274	120
SOVIET UNION	22 047	118 299	53 040	INDONESIA	17	114	47
POLAND	70	501	238	SINGAPORE	81	3 801	1 741
CZECHOSLOVA	183	776	360	CHINA	97	939	441
HUNGARY	3 008	12 207	5 834	SOUTH KOREA	876	5 775	2 661
ROMANIA	169	679	317	JAPAN	6 483	95 540	44 330
BULGARIA	311	1 603	769	TAIWAN	319	914	425
TUNISIA	326	743	335	HONG KONG	821	8 088	3 713
LIBYA	22	105	42	MACAO	481	1 480	705
LIBERIA	103	259	119	EXPORTS	24 863	906 107	418 906
IVORY COAST	28	74	37	FRANCE	2 529	168 006	77 512
GHANA	74	136	62	BELGIUM LUX	615	13 471	6 207
NIGERIA	146	740	350	NETHERLANDS	1 870	85 765	39 308
ZAIRE	330	400	176	ITALY	1 856	45 891	21 314
RWANDA	28	175	83	UNTD KINGDOM	1 478	57 596	26 343



## 6 IMPORTS AND EXPORTS (SPECIAL TRADE) BY GROUPS OF THE SITC-REV. 11 AND BY COUNTRIES OF PRODUCTION AND CONSUMPTION 1986

GROUP COUNTRY	DT = 100 KG	1 000 DM	1 000 \$	GROUP COUNTRY	DT = 100 KG	1 000 DM	1 000 \$
IRELAND	25	748	343	IRELAND	5 872	46 099	22 315
DENMARK	368	9 523	4 392	DENMARK	11 206	41 528	19 201
GREECE	136	3 921	1 791	GREECE	15	160	76
PORTUGAL	273	5 280	2 465	PORTUGAL	942	4 086	1 860
SPAIN	496	11 551	5 357	SPAIN	937	6 529	3 010
CANARY IS	9	108	51	ICELAND		66	30
ICELAND	21	316	150	NORWAY	132	2 674	1 240
NORWAY	257	6 145	2 851	SWEDEN	5 565	66 450	30 889
SWEDEN	532	15 432	7 128	FINLAND	271	8 803	4 053
FINLAND	253	6 316	2 934	SWITZERLAND	10 414	99 932	46 576
SWITZERLAND	1 380	57 691	26 798	AUSTRIA	769	13 500	6 295
AUSTRIA	1 221	25 376	11 970	MALTA	406	862	416
ANDORRA	1	227	102	YUGOSLAVIA	543	2 416	1 132
MALTA	4	128	57	TURKEY	103	314	150
YUGOSLAVIA	60	2 953	1 388	SOVIET UNION	30	428	193
TURKEY	141	4 917	2 275	POLAND	137	1 844	846
SOVIET UNION	787	30 495	14 453	CZECHOSLOVA	2 720	2 558	1 193
POLAND	66	1 372	625	HUNGARY	809	5 874	2 729
CZECHOSLOVA	107	2 211	1 058	REP S AFRICA	9	126	56
HUNGARY	49	1 868	879	USA	13 340	210 410	97 435
ROMANIA	2	94	41	CANADA	226	3 312	1 475
BULGARIA	50	1 684	772	COSTA RICA	68	181	84
ALBANIA	3	92	46	BRAZIL	443	1 952	905
MOROCCO	16	455	205	URUGUAY	8	309	143
ALGERIA	35	2 268	1 029	ISRAEL	3 368	3 780	1 749
TUNISIA	22	376	166	PAKISTAN	1 504	11 526	5 336
LIBYA	36	521	250	INDIA	14	246	109
EGYPT	69	1 780	812	MALAYSIA	5 420	36 452	17 911
SUDAN	33	277	125	SINGAPORE	53	492	223
SENEGAL	1	70	30	CHINA	15	95	46
IVORY COAST	1	148	74	SOUTH KOREA	37	289	133
GHANA	6	354	155	JAPAN	15 142	144 872	67 090
NIGERIA	1	479	227	TAIWAN	388	1 280	586
CAMEROON	271	3 629	1 780	HONG KONG	1 896	3 908	1 820
ZAIRE	3	289	133	AUSTRALIA	34	729	354
ANGOLA	3	272	127	NEW ZEALAND	7	337	156
ETHIOPIA	1	97	44				
SOMALIA	2	103	51	EXPORTS	225 992	2 605 477	1 206 853
KENYA	12	433	202	FRANCE	31 527	185 743	87 494
UGANDA	3	60	37	BELGIUM LUX	8 157	70 452	32 566
TANZANIA	3	87	36	NETHERLANDS	20 880	105 993	49 146
REUNION	3	135	63	ITALY	16 574	152 851	70 726
ZIMBABWE	12	556	250	UNTD KINGDOM	8 716	81 901	37 831
REP S AFRICA	138	4 076	1 902	IRELAND	751	4 956	2 293
USA	4 775	179 569	82 798	DENMARK	4 998	34 478	16 001
CANADA	439	14 442	6 640	GREECE	1 505	25 149	11 376
MEXICO	105	4 626	2 102	PORTUGAL	1 313	11 146	5 174
GUATEMALA	2	99	42	SPAIN	8 720	83 367	38 619
HONDURAS		81	39	CANARY IS	90	1 706	799
NICARAGUA	1	110	47	CEUTA MEL	224	109	48
COSTA RICA	4	206	92	ICELAND	86	1 148	531
PANAMA	9	265	121	NORWAY	2 553	30 560	14 108
CUBA	29	999	461	SWEDEN	7 329	49 093	22 620
MARTINIQUE	3	104	51	FINLAND	3 095	26 311	12 194
JAMAICA	2	68	34	SWITZERLAND	17 371	102 400	47 552
BARBADOS	2	73	32	AUSTRIA	20 979	114 451	53 299
TRINIDAD TOB	1	96	46	ANDORRA	8	361	166
COLOMBIA	30	1 179	548	MALTA	31	445	191
VENEZUELA	82	2 265	1 031	YUGOSLAVIA	2 950	50 680	24 208
ECUADOR	9	469	220	TURKEY	1 236	21 350	9 809
PERU	11	513	240	SOVIET UNION	900	26 843	12 819
BRAZIL	41	2 839	1 329	POLAND	2 885	21 031	9 544
CHILE	371	2 811	1 309	CZECHOSLOVA	279	9 515	4 565
PARAGUAY		79	38	HUNGARY	1 150	19 174	8 952
ARGENTINA	53	2 815	1 298	ROMANIA	63	1 024	479
LEBANON	13	315	148	BULGARIA	927	22 084	10 023
SYRIA	1	103	48	ALBANIA	6	84	41
IRAQ	47	1 859	879	MOROCCO	148	2 075	949
IRAN	210	2 666	1 210	ALGERIA	508	5 681	2 662
ISRAEL	156	4 455	2 066	TUNISIA	369	2 141	962
JORDAN	34	969	462	LIBYA	125	1 971	917
SAUDI ARABIA	87	2 923	1 356	EGYPT	1 393	11 025	5 086
KUWAIT	61	1 825	864	SUDAN	386	1 269	582
BAHRAIN	4	166	72	BURKINA FASO	15	120	56
QATAR	46	660	306	SENEGAL	10	66	32
ARAB EMIRAT	114	1 958	919	GUINEA	26	149	70
OMAN	6	280	130	LIBERIA	16	140	65
NORTH YEMEN	3	75	36	IVORY COAST	9	79	39
PAKISTAN	33	1 752	809	GHANA	207	8 117	3 653
INDIA	147	8 881	4 221	BENIN	53	427	193
BANGLADESH	3	102	46	NIGERIA	626	3 089	1 386
THAILAND	19	654	310	CAMEROON	30	264	121
INDONESIA	8	558	258	GABON	12	110	55
MALAYSIA	41	902	429	ZAIRE	94	508	228
SINGAPORE	84	2 904	1 357	ANGOLA	29	492	223
PHILIPPINES	6	277	127	ETHIOPIA	41	426	189
CHINA	456	20 681	9 356	SOMALIA	110	384	165
NORTH KOREA	2	138	68	KENYA	198	1 612	743
SOUTH KOREA	97	4 382	2 039	UGANDA	601	3 802	1 783
JAPAN	1 362	36 356	16 882	TANZANIA	120	594	281
TAIWAN	101	4 470	2 119	SEYCHELLES	22	99	46
HONG KONG	179	6 828	3 155	MOZAMBIQUE	61	549	257
AUSTRALIA	260	7 365	3 382	MADAGASCAR	18	87	41
NEW ZEALAND	35	1 179	544	REUNION	13	68	34
				MAURITIUS	16	126	49
872 MEDICAL INSTRUMENTS NES				ZAMBIA	84	286	127
IMPORTS	132 761	1 055 929	489 691	ZIMBABWE	182	1 147	543
FRANCE	12 921	110 048	51 168	MALAWI	19	90	39
BELGIUM LUX	5 676	40 575	18 676	REP S AFRICA	1 129	15 519	7 242
NETHERLANDS	4 379	45 401	21 110	BOTSWANA	80	284	128
ITALY	15 533	56 561	26 192	LESOTHO	6	93	45
UNTD KINGDOM	11 393	74 429	34 505	USA	21 656	756 840	350 131
				CANADA	1 438	30 895	14 290



## 6 IMPORTS AND EXPORTS (SPECIAL TRADE) BY GROUPS OF THE SITC-REV. 11 AND BY COUNTRIES OF PRODUCTION AND CONSUMPTION 1986

GROUP COUNTRY	DT = 100 KG	1 000 DM	1 000 \$	GROUP COUNTRY	DT = 100 KG	1 000 DM	1 000 \$
MEXICO	472	17 647	8 131	SPAIN	1 607	15 991	7 267
GUATEMALA	130	739	344	CANARY IS	6	111	56
HONDURAS	59	333	162	ICELAND	132	716	346
EL SALVADOR	13	325	148	NORWAY	2 561	16 078	7 521
NICARAGUA	39	553	263	SWEDEN	2 885	14 300	6 628
COSTA RICA	52	813	379	FINLAND	844	5 113	2 367
PANAMA	27	703	318	SWITZERLAND	2 459	18 743	8 632
CUBA	1 486	17 714	7 908	AUSTRIA	4 687	21 940	10 146
HAITI	27	101	46	YUGOSLAVIA	814	6 681	3 144
DOMINIC REP	48	297	137	TURKEY	1 135	2 926	1 300
JAMAICA	11	133	64	SOVIET UNION	882	4 729	2 033
TRINIDAD TOB	41	291	141	POLAND	94	1 010	471
NETH ANTILL	9	169	79	CZECHOSLOVA	116	1 314	601
COLOMBIA	225	5 429	2 525	HUNGARY	1 479	4 207	2 015
VENEZUELA	557	11 908	5 709	ROMANIA	8	157	68
SURINAME	10	116	50	BULGARIA	107	952	437
ECUADOR	1 074	5 129	2 337	MOROCCO	160	252	122
PERU	124	2 714	1 292	ALGERIA	159	1 133	523
BRAZIL	241	7 783	3 641	TUNISIA	4	65	30
CHILE	326	4 265	1 978	LIBYA	213	865	421
BOLIVIA	21	224	105	EGYPT	2 005	3 542	1 558
PARAGUAY	5	487	226	BENIN	75	212	103
URUGUAY	116	796	364	NIGERIA	19	372	166
ARGENTINA	709	14 671	6 972	CAMEROON	212	243	110
CYPRUS	141	1 385	642	ZAIRE	21	214	95
LEBANON	231	2 121	963	RWANDA	22	139	61
SYRIA	664	3 437	1 560	BURUNDI	18	143	65
IRAQ	696	7 764	3 668	ANGOLA	220	364	158
IRAN	2 595	23 970	10 667	ETHIOPIA	7	65	30
ISRAEL	653	10 596	4 945	KENYA	11	226	103
JORDAN	343	3 796	1 822	UGANDA	1	125	59
SAUDI ARABIA	4 052	24 893	11 502	TANZANIA	93	156	75
KUWAIT	216	3 230	1 483	REP S AFRICA	744	3 881	1 805
BAHRAIN	33	790	373	USA	1 126	16 076	7 303
QATAR	19	365	166	CANADA	183	2 440	1 113
ARAB EMIRAT	271	4 342	1 981	MEXICO	81	1 720	756
OMAN	55	836	364	COSTA RICA	5	166	71
NORTH YEMEN	776	2 109	975	PANAMA	15	74	32
AFGHANISTAN	36	319	147	COLOMBIA	31	480	224
PAKISTAN	923	8 842	4 110	VENEZUELA	15	517	245
INDIA	1 042	15 684	9 263	SURINAME	59	160	66
BANGLADESH	22	451	206	PERU	32	193	91
SRI LANKA	116	1 224	564	BRAZIL	12	356	165
NEPAL	1	77	35	CHILE	86	547	247
BURMA	77	913	407	URUGUAY	37	510	223
THAILAND	446	7 994	3 714	ARGENTINA	49	508	237
LAOS	19	96	42	CYPRUS	30	116	55
VIETNAM	308	2 736	1 252	SYRIA	83	290	141
INDONESIA	281	5 711	2 609	IRAQ	212	1 798	796
MALAYSIA	2 327	10 734	5 007	IRAN	5 100	13 231	6 187
SINGAPORE	488	7 247	3 335	ISRAEL	313	795	369
PHILIPPINES	74	1 042	479	JORDAN	171	288	141
MONGOLIA	10	102	43	SAUDI ARABIA	1 571	3 666	1 618
CHINA	372	14 700	6 981	KUWAIT	17	236	112
NORTH KOREA	5	156	68	QATAR	6	75	32
SOUTH KOREA	629	12 399	5 781	ARAB EMIRAT	76	430	202
JAPAN	4 281	155 488	72 585	OMAN	157	486	217
TAIWAN	630	13 203	6 280	PAKISTAN	73	697	333
HONG KONG	484	12 019	5 595	INDIA	179	1 481	662
MACAO	3	83	40	BANGLADESH	192	455	222
AUSTRALIA	1 292	33 406	15 018	THAILAND	1 007	1 553	726
NEW ZEALAND	225	3 612	1 701	INDONESIA	65	582	260
NEW CALEDON	1	79	40	MALAYSIA	64	319	144
FR POLYNESIA		112	46	SINGAPORE	220	713	339
				PHILIPPINES	106	377	175
				CHINA	111	1 806	831
873 METERS & COUNTERS NES				SOUTH KOREA	501	2 613	1 230
IMPORTS	25 365	136 559	62 848	JAPAN	153	3 103	1 426
FRANCE	4 665	17 771	8 204	TAIWAN	33	570	265
BELGIUM LUX	87	587	276	HONG KONG	31	546	254
NETHERLANDS	1 137	5 876	2 731	AUSTRALIA	215	1 734	805
ITALY	870	2 724	1 252	NEW ZEALAND	5	215	99
UNTD KINGDOM	9 462	60 217	27 608				
IRELAND	8	101	46	874 MEASURING, CONTROLING INSTR			
DENMARK	194	1 645	746	IMPORTS	318 927	4 912 265	2 273 750
PORTUGAL	8	86	39	FRANCE	50 626	497 420	228 742
SPAIN	32	195	88	BELGIUM LUX	26 798	104 720	48 843
NORWAY	7	268	129	NETHERLANDS	21 824	440 070	204 487
SWEDEN	303	1 172	546	ITALY	44 402	244 584	112 967
FINLAND	15	103	52	UNTD KINGDOM	25 397	539 385	250 266
SWITZERLAND	2 002	17 935	8 329	IRELAND	2 223	48 658	22 638
AUSTRIA	782	1 768	812	DENMARK	7 989	104 838	48 348
YUGOSLAVIA	4 265	12 835	5 912	GREECE	23	1 666	768
REP S AFRICA	6	77	32	PORTUGAL	598	2 835	1 325
USA	582	7 774	3 565	SPAIN	5 350	35 710	16 615
BRAZIL	8	114	54	NORWAY	783	20 650	9 529
JAPAN	472	3 422	1 559	SWEDEN	4 220	103 283	47 724
TAIWAN	236	870	407	FINLAND	753	22 975	10 691
HONG KONG	109	450	206	SWITZERLAND	34 692	713 951	331 973
AUSTRALIA	25	96	41	AUSTRIA	17 412	179 883	83 512
NEW ZEALAND	7	76	35	MALTA	29	551	266
EXPORTS	64 673	344 373	158 799	YUGOSLAVIA	4 042	16 488	7 631
FRANCE	4 386	25 812	11 890	TURKEY	23	6 781	3 159
BELGIUM LUX	4 417	32 865	15 258	SOVIET UNION	458	2 028	940
NETHERLANDS	9 629	37 743	17 397	POLAND	2 752	8 346	3 832
ITALY	5 116	24 401	11 321	CZECHOSLOVA	1 274	4 200	1 950
UNTD KINGDOM	1 598	17 365	7 996	HUNGARY	920	5 782	2 636
IRELAND	104	988	455	ROMANIA	904	2 102	958
DENMARK	2 361	11 931	5 539	BULGARIA	6	352	164
GREECE	420	1 217	564	MOROCCO	1	116	55
PORTUGAL	368	2 617	1 207	ALGERIA		501	232
				TUNISIA	36	645	297



## 6 IMPORTS AND EXPORTS (SPECIAL TRADE) BY GROUPS OF THE SITC-REV. 11 AND BY COUNTRIES OF PRODUCTION AND CONSUMPTION 1986

GROUP COUNTRY	DT * 100 KG	1 000 DM	1 000 \$	GROUP COUNTRY	DT * 100 KG	1 000 DM	1 000 \$
EGYPT	11	646	303	GABON	14	625	282
NIGERIA	9	478	220	CONGO	4	90	36
ANGOLA	2	160	65	ZAIRE	151	1 876	842
ETHIOPIA		581	264	RWANDA	62	428	200
KENYA		126	61	BURUNDI	290	376	175
ZIMBABWE		117	52	ANGOLA	192	1 470	711
REP S AFRICA	102	2 633	1 208	ETHIOPIA	249	2 795	1 318
USA	33 088	1 225 711	565 960	SOMALIA	467	555	243
CANADA	942	17 211	8 138	KENYA	219	6 642	3 082
MEXICO	67	664	301	UGANDA	40	401	193
EL SALVADOR	7	335	150	TANZANIA	584	942	438
COSTA RICA	2	217	96	SEYCHELLES	7	157	76
PANAMA	9	988	404	MOZAMBIQUE	26	845	410
NETH ANTILL		160	78	MADAGASCAR	23	358	170
COLOMBIA	1	385	171	REUNION	11	345	155
PERU	1	240	109	MAURITIUS	19	194	93
BRAZIL	664	2 647	1 211	ZAMBIA	31	394	188
CHILE		205	97	ZIMBABWE	105	2 032	954
ARGENTINA	66	999	480	MALAWI	20	675	318
CYPRUS	2	1 619	760	REP S AFRICA	4 193	78 864	36 386
LEBANON	7	118	59	BOTSWANA	7	216	101
IRAQ	5	469	216	SWAZILAND	4	102	47
IRAN	3	278	129	LESOTHO	7	217	105
ISRAEL	1 104	16 543	7 634	USA	66 465	1 075 996	497 659
JORDAN	3	302	139	CANADA	3 956	61 917	26 857
SAUDI ARABIA	16	2 248	1 029	MEXICO	1 894	42 389	19 391
KUWAIT	30	3 887	1 755	BERMUDA	4	108	47
BAHRAIN		149	70	GUATEMALA	31	414	193
QATAR		73	33	HONDURAS	227	2 370	1 102
ARAB EMIRAT	1	226	107	EL SALVADOR	70	728	343
OMAN	3	201	95	NICARAGUA	13	357	165
NORTH YEMEN	1	138	68	COSTA RICA	87	1 287	599
PAKISTAN	8	372	183	PANAMA	91	2 621	1 261
INDIA	115	3 200	1 508	CUBA	367	6 874	3 126
SRI LANKA	1	361	166	HAITI	17	275	133
THAILAND	10	1 756	787	BAHAMAS	8	109	49
INDONESIA	4	414	193	DOMINIC REP	83	733	347
MALAYSIA	42	2 036	915	GUADELOUPE	5	154	66
BRUNEI		315	153	DOMINICA	16	230	99
SINGAPORE	335	6 176	3 800	MARTINIQUE	3	81	35
PHILIPPINES	23	463	212	JAMAICA	253	575	271
CHINA	671	2 694	1 234	BARBADOS	5	88	39
SOUTH KOREA	2 606	12 243	5 677	TRINIDAD TOB	80	579	265
JAPAN	20 562	460 552	212 804	NETH ANTILL	23	872	417
TAIWAN	3 177	12 329	5 707	COLOMBIA	741	12 481	5 767
HONG KONG	1 303	9 160	4 249	VENEZUELA	2 358	22 315	10 451
AUSTRALIA	321	6 998	3 276	SURINAME	6	178	80
NEW ZEALAND	24	967	449	ECUADOR	429	4 574	2 114
EXPORTS	589 977	9 112 346	4 227 030	PERU	447	5 843	2 730
FRANCE	73 827	1 066 360	493 546	BRAZIL	2 653	77 498	36 294
BELGIUM LUX	23 825	334 949	155 401	CHILE	896	16 135	7 430
NETHERLANDS	42 228	620 666	287 667	BOLIVIA	33	603	281
ITALY	38 234	720 054	334 377	PARAGUAY	144	11 376	5 592
UNITD KINGDOM	45 598	696 102	322 642	URUGUAY	220	2 273	1 054
IRELAND	1 732	25 867	11 975	ARGENTINA	792	23 404	10 955
DENMARK	11 649	148 532	68 888	CYPRUS	105	2 152	982
GREECE	5 520	51 930	24 066	LEBANON	286	4 950	2 312
PORTUGAL	1 941	36 183	16 877	SYRIA	622	7 458	3 367
SPAIN	14 337	208 084	97 021	IRAQ	1 481	23 996	11 121
CANARY IS	140	1 894	880	IRAN	2 811	44 092	20 239
CEUTA MEL	28	562	268	ISRAEL	2 291	44 202	20 563
ICELAND	190	2 999	1 381	JORDAN	601	6 864	3 167
FAROE IS	3	168	74	SAUDI ARABIA	3 058	39 917	18 278
NORWAY	7 033	101 566	46 928	KUWAIT	632	15 202	6 962
SWEDEN	30 615	443 514	205 844	BAHRAIN	209	2 659	1 241
FINLAND	8 957	117 080	54 425	QATAR	217	4 050	1 899
SWITZERLAND	42 924	602 374	281 025	ARAB EMIRAT	687	11 771	5 459
AUSTRIA	33 894	435 535	202 853	OMAN	111	2 904	1 304
ANDORRA	11	301	141	NORTH YEMEN	75	1 195	531
GIBRALTAR		92	40	SOUTH YEMEN	6	113	52
MALTA	47	1 025	453	AFGHANISTAN	14	292	133
YUGOSLAVIA	7 709	128 717	59 905	PAKISTAN	1 058	20 591	9 530
TURKEY	3 683	62 635	28 942	INDIA	5 438	141 269	64 903
SOVIET UNION	11 635	217 583	101 237	BANGLADESH	280	2 420	1 145
POLAND	2 213	51 084	23 700	MALDIVES	2	63	30
CZECHOSLOVA	4 760	93 051	44 294	SRI LANKA	311	3 328	1 481
HUNGARY	2 606	45 192	21 143	NEPAL	3	131	62
ROMANIA	507	10 851	5 187	BHUTAN	12	118	53
BULGARIA	1 561	40 019	18 586	BURMA	258	4 105	1 757
ALBANIA	18	862	393	THAILAND	1 446	31 177	14 221
MOROCCO	648	5 681	2 604	LAOS	10	108	47
ALGERIA	1 140	21 210	9 788	VIETNAM	50	646	295
TUNISIA	192	4 019	1 825	INDONESIA	2 087	36 916	17 199
LIBYA	1 652	14 851	6 870	MALAYSIA	801	14 387	6 577
EGYPT	3 141	21 620	9 929	BRUNEI	63	1 174	537
SUDAN	68	1 749	831	SINGAPORE	2 023	43 343	20 130
MAURITANIA	44	456	220	PHILIPPINES	344	4 968	2 327
MALI	354	239	108	CHINA	14 861	211 745	97 237
BURKINA FASO	28	334	162	NORTH KOREA	119	813	386
NIGER	3	242	107	SOUTH KOREA	4 053	72 487	33 502
CHAD	4	100	42	JAPAN	12 011	190 869	88 650
CAPE VERDE	8	84	39	TAIWAN	3 464	89 148	42 277
SENEGAL	14	546	253	HONG KONG	1 739	26 827	12 364
GUINEA	3	132	57	AUSTRALIA	7 561	104 629	48 165
SIERRA LEONE	35	80	38	PAPUA NEW G	28	525	229
LIBERIA	9	442	203	NEW ZEALAND	780	15 128	6 981
IVORY COAST	206	2 347	1 063	AMER OCEANIA		127	56
GHANA	354	1 506	680	NEW CALEDON	15	160	69
TOGO	36	298	138	FIIJI	11	119	52
BENIN	22	359	170	FR POLYNESIA	15	99	45
NIGERIA	1 193	36 834	17 298				
CAMEROON	2 169	27 483	12 546				



## 6 IMPORTS AND EXPORTS (SPECIAL TRADE) BY GROUPS OF THE SITC-REV. 11 AND BY COUNTRIES OF PRODUCTION AND CONSUMPTION 1986

GROUP COUNTRY	DT * 100 KG	1 000 DM	1 000 \$	GROUP COUNTRY	DT * 100 KG	1 000 DM	1 000 \$
881 PHOTO APPAR & EQUIPT NES				MARTINIQUE	13	152	70
IMPORTS	79 707	982 993	458 265	TRINIDAD TOB		110	52
FRANCE	2 892	21 952	10 136	NETH ANTILL	11	214	102
BELGIUM LUX	3 676	25 408	11 778	COLOMBIA	141	1 386	646
NETHERLANDS	3 282	44 074	20 546	VENEZUELA	266	4 979	2 312
ITALY	7 361	41 449	19 297	ECUADOR	22	275	124
UNTD KINGDOM	3 890	56 829	26 802	PERU	82	815	390
IRELAND	975	4 634	2 129	BRAZIL	336	8 817	4 053
DENMARK	4 542	29 964	13 904	CHILE	211	1 502	713
GREECE	1	65	30	BOLIVIA	8	89	42
PORTUGAL	11 189	34 195	15 820	PARAGUAY	29	280	139
SPAIN	109	454	201	URUGUAY	16	155	69
NORWAY	100	618	287	ARGENTINA	673	5 645	2 627
SWEDEN	294	6 574	2 998	CYPRUS	27	255	120
FINLAND	34	607	277	LEBANON	56	499	223
SWITZERLAND	2 125	45 214	20 934	SYRIA	29	240	108
AUSTRIA	2 835	11 528	5 329	IRAQ	87	1 836	803
YUGOSLAVIA	1 864	5 831	2 725	IRAN	212	4 008	1 891
POLAND	168	133	61	ISRAEL	559	5 038	2 359
CZECHOSLOVA	242	417	191	JORDAN	148	1 273	593
HUNGARY	3	120	53	SAUDI ARABIA	440	4 370	1 994
NIGERIA	5	120	56	KUWAIT	122	1 430	663
USA	10 526	119 553	56 119	BAHRAIN	46	439	211
CANADA	119	5 395	2 436	QATAR	9	158	76
MEXICO	13	225	100	ARAB EMIRAT	269	3 016	1 351
PANAMA	3	137	68	OMAN	18	431	206
BRAZIL	56	784	373	NORTH YEMEN	8	74	34
ISRAEL	70	1 496	737	SOUTH YEMEN	29	171	82
INDONESIA	29	441	203	PAKISTAN	212	2 473	1 156
MALAYSIA	36	346	153	INDIA	563	7 133	3 308
SINGAPORE	169	1 925	868	BANGLADESH	14	250	113
PHILIPPINES	141	2 136	926	SRI LANKA	16	237	111
CHINA	266	1 971	919	BHUTAN	16	133	59
SOUTH KOREA	192	3 768	1 756	THAILAND	152	892	412
JAPAN	18 033	465 996	217 475	INDONESIA	217	1 797	801
TAIWAN	1 422	17 561	8 197	MALAYSIA	257	2 208	1 039
HONG KONG	2 939	30 015	13 889	SINGAPORE	791	5 551	4 461
MACAO	85	563	268	PHILIPPINES	75	951	414
AUSTRALIA	5	183	83	CHINA	2 911	30 881	14 401
EXPORTS	150 506	1 392 673	645 083	NORTH KOREA	44	432	195
FRANCE	18 932	170 264	78 653	SOUTH KOREA	431	5 809	2 705
BELGIUM LUX	6 458	46 690	21 651	JAPAN	2 716	51 554	23 990
NETHERLANDS	9 858	84 511	39 158	TAIWAN	665	5 360	2 557
ITALY	13 500	104 478	48 641	HONG KONG	1 639	16 110	7 449
UNTD KINGDOM	16 557	136 964	63 331	AUSTRALIA	2 612	18 819	8 702
IRELAND	787	4 349	2 041	NEW ZEALAND	606	4 873	2 224
DENMARK	3 492	30 391	14 126	NEW CALEDON	20	94	43
GREECE	798	7 576	3 520	882 PHOTO CINEMA SUPPLIES			
PORTUGAL	1 730	15 833	7 448	IMPORTS	644 857	2 003 622	927 396
SPAIN	4 605	36 978	17 099	FRANCE	79 110	177 974	82 195
CANARY IS	301	1 743	819	BELGIUM LUX	129 439	285 621	131 405
CEUTA MEL	15	82	37	NETHERLANDS	89 468	249 355	115 865
ICELAND	97	471	222	ITALY	25 328	84 192	38 754
NORWAY	3 274	22 303	10 231	UNTD KINGDOM	114 633	323 137	149 435
SWEDEN	5 427	43 413	20 113	IRELAND	550	1 941	900
FINLAND	2 363	17 522	8 135	DENMARK	334	2 636	1 221
SWITZERLAND	8 180	61 236	28 536	GREECE	3	199	90
AUSTRIA	6 589	47 449	22 098	PORTUGAL	367	2 540	1 203
ANDORRA	116	693	329	SPAIN	2 825	10 638	4 944
MALTA	31	174	87	SWEDEN	4 465	19 582	9 072
YUGOSLAVIA	904	10 037	4 703	FINLAND	18	69	31
TURKEY	701	5 236	2 414	SWITZERLAND	39 033	100 688	46 690
SOVIET UNION	806	16 200	7 337	AUSTRIA	222	17 188	8 024
POLAND	387	6 034	2 770	ANDORRA		82	40
CZECHOSLOVA	281	5 228	2 458	YUGOSLAVIA	912	5 772	2 629
HUNGARY	302	4 389	2 021	TURKEY	44	475	220
ROMANIA	8	214	97	CZECHOSLOVA	36	117	54
BULGARIA	165	2 619	1 236	HUNGARY	756	390	183
ALBANIA	3	97	45	ROMANIA	140	526	258
MOROCCO	60	483	219	NIGERIA	25	144	62
ALGERIA	163	2 708	1 201	USA	64 546	305 318	141 490
TUNISIA	54	521	239	CANADA	363	3 536	1 737
LIBYA	33	999	483	MEXICO	191	596	282
EGYPT	209	3 101	1 393	BRAZIL	129	746	370
SUDAN	25	707	337	ISRAEL	58	473	226
SENEGAL	33	324	156	INDIA	17	170	86
LIBERIA	4	99	47	SINGAPORE	60	1 143	548
IVORY COAST	19	151	70	CHINA	8	71	35
GHANA	6	158	76	SOUTH KOREA	16	192	92
NIGERIA	151	1 966	888	JAPAN	90 535	399 021	184 995
CAMEROON	25	176	74	TAIWAN	6	80	35
GABON	14	74	32	HONG KONG	1 088	7 568	3 554
ZAIRE	7	102	47	AUSTRALIA	80	1 125	532
RWANDA	5	73	32	EXPORTS	983 521	2 055 102	947 888
ANGOLA	38	565	268	FRANCE	117 917	277 035	127 544
ETHIOPIA	20	231	105	BELGIUM LUX	45 484	136 806	62 887
SOMALIA	13	147	65	NETHERLANDS	54 757	130 217	60 148
KENYA	13	191	85	ITALY	74 147	191 880	88 369
MADAGASCAR	10	68	32	UNTD KINGDOM	127 517	278 581	128 786
REUNION	64	431	213	IRELAND	4 909	7 858	3 606
MAURITIUS	16	108	50	DENMARK	22 536	50 328	23 311
ZIMBABWE	12	147	66	GREECE	7 314	14 505	6 652
REP S AFRICA	627	5 910	2 792	PORTUGAL	7 754	13 888	6 434
USA	21 936	251 925	116 311	SPAIN	29 300	48 389	22 337
CANADA	1 848	22 987	10 620	CANARY IS	1 006	2 523	1 182
MEXICO	268	3 562	1 632	ICELAND	1 046	1 581	729
EL SALVADOR	17	535	241	NORWAY	10 040	18 341	8 444
COSTA RICA	59	504	242	SWEDEN	22 179	45 334	20 969
PANAMA	2	77	37	FINLAND	20 806	33 365	15 367
CUBA	150	1 842	844				



## 6 IMPORTS AND EXPORTS (SPECIAL TRADE) BY GROUPS OF THE SITC-REV. II AND BY COUNTRIES OF PRODUCTION AND CONSUMPTION 1986

GROUP COUNTRY	DT = 100 KG	1 000 DM	1 000 \$	GROUP COUNTRY	DT = 100 KG	1 000 DM	1 000 \$
SWITZERLAND	39 058	87 697	40 501	AUSTRALIA	16 409	23 983	11 005
AUSTRIA	35 540	74 108	34 243	NEW ZEALAND	4 493	8 655	3 930
MALTA	558	1 628	757	NEW CALEDON	116	358	171
YUGOSLAVIA	6 281	18 141	8 543	FR POLYNESIA	163	412	186
TURKEY	8 899	17 075	7 864				
SOVIET UNION	1 615	5 741	2 793	883 DEVELOPED CINEMA FILM			
POLAND	2 387	5 022	2 300				
CZECHOSLOVA	3 141	7 343	3 422	IMPORTS	2 323	36 595	16 957
HUNGARY	9 260	19 305	8 981				
ROMANIA	501	1 406	652	FRANCE	173	2 761	1 273
BULGARIA	2 246	4 675	2 203	BELGIUM LUX	15	315	143
MOROCCO	1 312	2 553	1 168	NETHERLANDS	72	615	282
ALGERIA	3 834	5 237	2 297	ITALY	391	5 079	2 360
TUNISIA	2 165	5 414	2 526	UNTD KINGDOM	1 254	17 275	8 003
LIBYA	6 058	6 612	2 775	DENMARK	53	383	175
EGYPT	6 108	13 061	6 013	PORTUGAL	3	65	30
SUDAN	609	1 112	514	SPAIN	10	255	119
BURKINA FASO	32	171	79	SWEDEN	2	105	50
SENEGAL	451	763	355	SWITZERLAND	39	1 441	664
GUINEA	73	446	201	AUSTRIA	21	551	259
LIBERIA	143	192	90	TURKEY	14	494	239
IVORY COAST	841	1 592	729	SOVIET UNION	2	108	50
GHANA	185	542	250	USA	251	6 200	2 875
TOGO	56	133	60	CANADA	2	128	62
BENIN	82	181	83	JAPAN	6	254	115
NIGERIA	4 689	8 508	3 974	HONG KONG	3	70	33
CAMEROON	916	1 566	731				
CENT AFR REP	18	94	42	EXPORTS	1 135	14 275	6 630
GABON	91	233	105				
ZAIRE	527	830	383	FRANCE	53	1 233	589
RWANDA	145	334	158	BELGIUM LUX	74	766	352
ANGOLA	150	513	239	NETHERLANDS	80	872	404
ETHIOPIA	481	965	453	ITALY	55	845	385
DJIBOUTI	59	195	86	UNTD KINGDOM	124	1 469	691
SOMALIA	75	262	115	DENMARK	39	514	243
KENYA	863	1 383	625	GREECE	12	145	69
UGANDA	29	115	50	PORTUGAL	10	162	77
TANZANIA	221	899	395	SPAIN	71	658	307
MOZAMBIQUE	93	64	30	NORWAY	20	247	114
MADAGASCAR	180	146	64	SWEDEN	45	383	178
REUNION	522	998	470	FINLAND	9	111	53
MAURITIUS	351	668	320	SWITZERLAND	148	1 786	831
ZAMBIA	85	166	74	AUSTRIA	261	2 774	1 277
ZIMBABWE	65	175	78	YUGOSLAVIA	7	84	41
MALAWI	62	123	57	TURKEY	6	89	39
REP S AFRICA	8 135	19 561	8 961	SOVIET UNION	1	95	46
USA	126 972	219 092	101 282	CZECHOSLOVA	6	93	41
CANADA	4 428	8 330	3 804	HUNGARY	3	75	33
MEXICO	1 636	4 491	2 057	REP S AFRICA	10	86	40
GUATEMALA	193	414	188	USA	40	529	253
HONDURAS	157	341	166	CANADA	6	116	53
EL SALVADOR	506	1 050	486	COLOMBIA	1	67	31
NICARAGUA	83	199	92	ARGENTINA	1	66	31
COSTA RICA	638	1 502	695	IRAN	3	84	37
PANAMA	368	934	431	ISRAEL	6	163	81
CUBA	928	1 743	772	JAPAN	10	136	61
DOMINIC REP	458	773	354	HONG KONG	12	146	68
JAMAICA	188	449	207				
BARBADOS	103	301	135	884 OPTICAL GOODS NES			
TRINIDAD TOB	91	226	103				
COLOMBIA	3 062	5 933	2 711	IMPORTS	30 986	930 724	430 139
VENEZUELA	2 011	5 636	2 529				
SURINAME	84	134	58	FRANCE	4 423	102 097	46 957
ECUADOR	790	1 843	861	BELGIUM LUX	82	2 556	1 178
PERU	423	905	423	NETHERLANDS	419	9 322	4 310
BRAZIL	2 330	6 263	2 944	ITALY	3 429	93 963	43 322
CHILE	2 770	5 542	2 578	UNTD KINGDOM	838	26 418	12 221
BOLIVIA	216	292	140	IRELAND	982	27 072	12 467
PARAGUAY	107	234	105	DENMARK	62	2 756	1 274
URUGUAY	126	300	141	PORTUGAL	276	4 105	1 901
ARGENTINA	8 697	15 223	7 138	SPAIN	272	2 396	1 098
CYPRUS	1 111	1 916	892	NORWAY		160	78
LEBANON	2 747	4 808	2 276	SWEDEN	66	7 264	3 278
SYRIA	3 022	4 340	1 993	FINLAND	1	117	53
IRAQ	3 767	8 900	3 994	SWITZERLAND	781	88 598	40 980
IRAN	6 757	12 096	5 490	AUSTRIA	1 693	107 313	49 572
ISRAEL	9 944	16 227	7 473	MALTA	1 055	57 860	26 750
JORDAN	1 491	1 876	882	YUGOSLAVIA	140	1 541	720
SAUDI ARABIA	8 951	10 179	4 606	POLAND	5	226	105
KUWAIT	2 843	3 974	1 816	CZECHOSLOVA	44	152	72
BAHRAIN	486	992	452	HUNGARY	65	2 871	1 317
QATAR	345	574	262	ROMANIA	76	2 828	1 324
ARAB EMIRAT	4 250	6 325	2 867	TUNISIA	10	147	66
OMAN	695	999	461	MAURITIUS	110	1 205	560
NORTH YEMEN	165	266	124	REP S AFRICA	16	148	70
AFGHANISTAN	185	382	166	USA	1 488	82 837	38 353
PAKISTAN	4 771	8 794	4 007	CANADA	137	6 211	2 878
INDIA	5 308	8 218	3 799	CUBA		102	45
BANGLADESH	558	572	252	BRAZIL	72	868	403
SRI LANKA	1 003	1 377	632	ISRAEL	212	3 530	1 615
NEPAL	22	93	44	ARAB EMIRAT	1	130	56
BURMA	29	149	69	INDIA	4	129	61
THAILAND	3 274	4 896	2 267	THAILAND	471	3 946	1 839
INDONESIA	1 807	2 576	1 207	MALAYSIA	17	159	71
MALAYSIA	3 167	5 242	2 439	SINGAPORE	100	1 969	921
BRUNEI	39	82	36	PHILIPPINES	16	416	199
SINGAPORE	3 639	5 133	2 375	SOUTH KOREA	1 584	28 018	12 919
PHILIPPINES	3 462	4 813	2 196	JAPAN	7 615	237 441	110 260
CHINA	2 836	7 259	3 406	TAIWAN	2 900	15 213	6 869
NORTH KOREA	30	66	30	HONG KONG	1 351	5 591	2 581
SOUTH KOREA	9 365	16 072	7 536	AUSTRALIA	162	2 682	1 229
JAPAN	5 812	13 735	6 259				
TAIWAN	2 067	2 410	1 096				
HONG KONG	14 758	14 823	6 870				



6 IMPORTS AND EXPORTS (SPECIAL TRADE) BY GROUPS OF THE SITC-REV. 11 AND BY COUNTRIES OF PRODUCTION AND CONSUMPTION 1986

GROUP COUNTRY	DT * 100 KG	1 000 DM	1 000 \$	GROUP COUNTRY	DT * 100 KG	1 000 DM	1 000 \$
EXPORTS	22 878	1 225 636	567 587	PORTUGAL	261	3 689	1 705
FRANCE	1 507	68 457	31 590	SPAIN	405	1 804	830
BELGIUM LUX	916	41 711	19 358	NORWAY	2	180	82
NETHERLANDS	1 722	97 537	45 298	SWEDEN	475	1 725	819
ITALY	1 521	62 258	28 898	FINLAND	3	599	281
UNITED KINGDOM	1 127	74 457	34 424	SWITZERLAND	4 520	447 688	208 801
IRELAND	311	13 478	6 267	AUSTRIA	137	2 871	1 331
DENMARK	717	40 554	18 841	MALTA	2 056	9 348	4 306
GREECE	66	2 927	1 352	YUGOSLAVIA	612	1 220	570
PORTUGAL	697	11 321	5 245	TURKEY	112	142	68
SPAIN	619	27 268	12 698	SOVIET UNION	187	618	291
CANARY IS	3	963	446	POLAND	640	998	451
CEUTA MEL		318	148	CZECHOSLOVAKIA	531	1 189	543
ICELAND	7	824	382	HUNGARY	550	804	389
NORWAY	417	18 000	8 331	ROMANIA	114	101	45
SWEDEN	942	60 018	27 771	MOROCCO	21	571	268
FINLAND	307	11 920	5 532	MAURITIUS	41	4 152	1 936
SWITZERLAND	1 463	83 943	38 763	USA	681	6 999	3 232
AUSTRIA	3 675	191 416	88 756	CANADA	87	261	120
ANDORRA		129	56	MEXICO	23	926	445
MALTA	794	26 945	12 528	PANAMA	8	474	220
YUGOSLAVIA	66	3 236	1 503	BARBADOS	7	110	51
TURKEY	84	3 063	1 423	ARAB EMIRAT		128	62
SOVIET UNION	89	2 285	1 051	PAKISTAN	10	85	38
POLAND	84	1 128	524	THAILAND	144	6 531	3 975
CZECHOSLOVAKIA	99	1 724	799	MALAYSIA	154	1 926	898
HUNGARY	60	3 681	1 700	SINGAPORE	486	2 507	1 143
ROMANIA	58	234	110	PHILIPPINES	44	2 618	1 232
BULGARIA	31	1 010	475	CHINA	1 875	15 825	7 479
ALBANIA		92	46	SOUTH KOREA	2 171	7 922	3 746
MOROCCO	4	375	169	JAPAN	5 049	202 717	93 912
ALGERIA	15	2 849	1 327	TAIWAN	1 642	13 342	6 227
LIBYA	20	699	318	HONG KONG	14 892	220 822	102 845
EGYPT	31	2 091	962	EXPORTS	134 701	1 306 963	606 910
GHANA	4	85	40	FRANCE	14 126	153 297	70 631
NIGERIA	2	181	78	BELGIUM LUX	5 387	34 639	16 049
CAMEROON		162	68	NETHERLANDS	7 663	71 597	33 182
ZAIRE		94	40	ITALY	10 257	97 284	45 196
KENYA	3	379	174	UNITED KINGDOM	18 463	152 692	71 015
MOZAMBIQUE	2	76	37	IRELAND	527	3 902	1 811
MAURITIUS	20	386	179	DENMARK	2 014	20 443	9 572
REP S AFRICA	131	6 675	3 094	GREECE	1 002	9 318	4 368
USA	2 616	198 181	91 748	PORTUGAL	810	10 469	4 901
CANADA	369	24 756	11 434	SPAIN	3 343	33 964	15 806
MEXICO	16	2 606	1 173	CANARY IS	90	884	421
EL SALVADOR		240	107	CEUTA MEL	9	133	65
COSTA RICA		150	68	ICELAND	32	492	233
PANAMA		208	95	NORWAY	1 605	15 673	7 336
CUBA	193	2 844	1 232	SWEDEN	3 189	28 238	13 184
DOMINIC REP		71	34	FINLAND	1 703	14 339	6 654
NETH ANTILL	7	618	282	SWITZERLAND	7 789	161 295	74 700
COLOMBIA	6	631	295	AUSTRIA	4 529	42 822	19 932
VENEZUELA	2	399	184	ANDORRA	142	1 106	524
ECUADOR	2	223	99	GIBRALTAR	1	108	50
PERU		177	77	MALTA	1 637	5 529	2 541
BRAZIL	216	7 071	3 317	YUGOSLAVIA	893	7 104	3 301
CHILE	52	1 217	557	TURKEY	1 041	14 545	6 729
PARAGUAY	1	306	143	SOVIET UNION	6	163	73
URUGUAY		104	47	POLAND	257	1 578	722
ARGENTINA	7	884	417	CZECHOSLOVAKIA	83	1 309	628
CYPRUS	4	582	261	HUNGARY	281	2 089	979
LEBANON	6	266	126	ROMANIA	95	200	93
SYRIA	12	487	221	BULGARIA	20	696	325
IRAQ		166	75	MOROCCO	49	786	363
IRAN	56	2 271	1 041	ALGERIA	4	94	44
ISRAEL	54	4 557	2 148	TUNISIA	156	929	453
JORDAN	2	233	110	EGYPT	164	906	423
SAUDI ARABIA	103	7 065	3 242	IVORY COAST	9	72	34
KUWAIT	11	1 987	910	DJIBOUTI	4	104	51
BAHRAIN	2	380	175	KENYA	18	336	155
QATAR	3	449	205	MADAGASCAR	25	133	62
ARAB EMIRAT	18	2 258	1 033	MAURITIUS	6	1 683	788
OMAN	5	482	219	ZIMBABWE	9	150	70
NORTH YEMEN		91	41	REP S AFRICA	586	5 464	2 548
PAKISTAN	14	607	274	USA	32 842	188 549	87 614
INDIA	76	4 233	2 010	CANADA	3 300	16 574	7 713
BANGLADESH	29	96	44	MEXICO	144	1 738	800
SRI LANKA	1	170	84	BERMUDA	40	345	160
THAILAND	4	287	136	COSTA RICA	2	85	39
INDONESIA	52	2 659	1 213	PANAMA	28	2 763	1 257
MALAYSIA	2	295	130	CUBA	11	193	86
SINGAPORE	47	6 257	2 885	BAHAMAS	3	655	323
PHILIPPINES	2	71	34	AM VIRGIN IS	22	2 540	1 160
CHINA	11	1 002	467	BARBADOS	14	235	107
SOUTH KOREA	33	2 580	1 191	NETH ANTILL	30	384	176
JAPAN	654	42 127	19 589	COLOMBIA	48	453	209
TAIWAN	28	2 973	1 368	VENEZUELA	73	916	423
HONG KONG	113	13 721	6 304	ECUADOR	2	66	31
AUSTRALIA	309	15 939	7 308	PERU	189	966	449
AUST OCEANIA	1	119	54	BRAZIL	944	4 068	1 933
NEW ZEALAND	106	4 736	2 202	CHILE	67	691	323
				PARAGUAY	15	118	56
				URUGUAY	8	114	52
885 WATCHES AND CLOCKS				ARGENTINA	941	11 008	5 161
IMPORTS	52 789	1 083 660	504 303	CYPRUS	57	657	300
FRANCE	5 829	61 464	28 349	LEBANON	45	269	116
BELGIUM LUX	1 702	7 012	3 258	SYRIA	44	464	208
NETHERLANDS	1 518	10 796	5 024	IRAQ	15	92	40
ITALY	4 966	34 412	16 045	IRAN	263	2 511	1 179
UNITED KINGDOM	546	4 507	2 083	ISRAEL	551	6 190	2 873
IRELAND	126	639	297	JORDAN	9	123	53
DENMARK	150	1 699	793	SAUDI ARABIA	829	10 900	5 067



6 IMPORTS AND EXPORTS (SPECIAL TRADE) BY GROUPS OF THE SITC-REV. II AND BY COUNTRIES OF PRODUCTION AND CONSUMPTION 1986

GROUP COUNTRY	DT = 100 KG	1 000 DM	1 000 \$	GROUP COUNTRY	DT = 100 KG	1 000 DM	1 000 \$
KUWAIT	162	2 593	1 209	POLAND	5 983	7 394	3 391
BAHRAIN	30	2 868	1 359	CZECHOSLOVA	6 329	8 302	3 825
QATAR	24	2 222	1 017	HUNGARY	7 224	10 273	4 696
ARAB EMIRAT	361	7 385	3 409	ROMANIA	651	1 090	502
OMAN	98	784	361	BULGARIA	2 013	19 746	8 993
PAKISTAN	9	158	71	ALBANIA	600	434	217
INDIA	612	6 047	2 797	MOROCCO	1 165	1 725	788
SRI LANKA	25	149	67	ALGERIA	1 958	3 329	1 523
NEPAL	15	92	44	TUNISIA	2 270	1 809	834
THAILAND	102	1 813	852	LIBYA	391	4 503	2 062
VIETNAM	2	82	35	EGYPT	4 000	5 732	2 639
INDONESIA	76	1 195	534	SUDAN	46	110	51
MALAYSIA	167	1 422	657	MAURITANIA	130	910	402
SINGAPORE	660	4 969	2 291	MALI	47	60	30
PHILIPPINES	16	135	63	BURKINA FASO	56	74	31
CHINA	2	86	38	LIBERIA	50	65	32
SOUTH KOREA	178	21 828	10 159	IVORY COAST	315	540	251
JAPAN	946	18 796	8 710	GHANA	91	108	50
TAIWAN	253	2 082	962	TOGO	596	1 030	481
HONG KONG	432	62 497	29 335	BENIN	487	492	223
AUSTRALIA	1 598	14 720	6 814	NIGERIA	628	4 388	2 034
NEW ZEALAND	304	3 677	1 719	CAMEROON	621	833	392
NEW CALEDON	5	85	36	CENT AFR REP	85	90	39
				GABON	154	139	69
892 PRINTED MATTER				CONGO	58	127	60
IMPORTS	1 589 242	1 374 153	636 899	ZAIRE	462	3 993	1 960
FRANCE	239 787	136 085	63 316	RWANDA	183	459	215
BELGIUM LUX	92 673	81 372	37 824	BURUNDI	145	192	90
NETHERLANDS	170 125	140 557	65 346	ANGOLA	109	110	54
ITALY	165 678	126 469	58 920	ETHIOPIA	158	306	142
UNTD KINGDOM	77 314	117 823	54 736	DJIBOUTI	66	69	32
IRELAND	6 100	6 545	3 009	KENYA	1 535	953	443
DENMARK	27 160	43 763	20 208	TANZANIA	545	671	308
GREECE	6 476	2 834	1 303	SEYCHELLES	53	81	39
PORTUGAL	3 668	2 240	1 032	MADAGASCAR	76	125	52
SPAIN	87 518	37 323	17 563	MAURITIUS	137	180	79
ICELAND	10	79	39	ZAMBIA	294	365	157
NORWAY	865	1 321	601	ZIMBABWE	1 246	1 765	816
SWEDEN	23 067	22 352	10 297	REP S AFRICA	5 161	6 761	4 109
FINLAND	11 456	5 340	2 517	BOTSWANA	236	281	131
SWITZERLAND	205 240	223 629	104 218	USA	174 470	234 582	108 766
AUSTRIA	293 626	196 315	91 397	CANADA	24 984	26 964	12 611
YUGOSLAVIA	26 279	13 547	6 309	MEXICO	1 194	2 050	959
TURKEY	2 766	2 033	957	GUATEMALA	108	174	73
SOVIET UNION	1 692	1 012	458	EL SALVADOR	39	71	31
POLAND	160	409	182	NICARAGUA	51	76	35
CZECHOSLOVA	34 043	12 540	5 829	COSTA RICA	175	284	130
HUNGARY	16 089	7 009	3 240	PANAMA	119	195	95
ROMANIA	180	96	47	HAITI	209	684	320
EGYPT	204	243	115	DOMINIC REP	166	390	180
REP S AFRICA	101	207	94	GUADELOUPE	85	192	88
USA	52 178	112 757	52 020	MARTINIQUE	213	268	122
CANADA	740	1 893	859	JAMAICA	29	107	45
MEXICO	72	136	65	ST VINCENT	25	101	49
COLOMBIA	129	177	83	NETH ANTILL	51	118	57
VENEZUELA	151	65	32	COLOMBIA	1 541	4 136	1 855
BRAZIL	905	1 415	675	VENEZUELA	2 470	4 798	2 298
ARGENTINA	8	73	34	ECUADOR	244	421	192
LEBANON	256	297	137	PERU	1 650	4 687	2 128
IRAN	66	104	49	BRAZIL	5 427	8 609	4 036
ISRAEL	1 590	1 459	685	CHILE	946	1 476	681
SAUDI ARABIA	176	260	116	BOLIVIA	106	197	91
INDIA	250	588	270	PARAGUAY	152	232	109
SRI LANKA	44	89	42	URUGUAY	227	414	193
THAILAND	114	144	69	ARGENTINA	7 109	16 248	7 416
SINGAPORE	2 823	3 309	1 551	CYPRUS	628	908	420
PHILIPPINES	18	74	36	LEBANON	666	1 515	694
CHINA	591	1 018	485	SYRIA	835	805	362
SOUTH KOREA	1 461	1 358	631	IRAQ	865	1 415	624
JAPAN	23 144	55 746	25 923	IRAN	1 926	7 814	3 547
TAIWAN	1 912	2 171	1 005	ISRAEL	6 547	8 512	3 956
HONG KONG	9 542	7 546	3 487	JORDAN	588	886	405
AUSTRALIA	208	843	405	SAUDI ARABIA	5 336	7 910	3 635
NEW ZEALAND	105	380	174	KUWAIT	2 416	4 269	1 960
KIRIBATI	16	208	103	BAHRAIN	433	710	322
EXPORTS	5 182 585	4 265 379	1 979 189	QATAR	467	910	425
FRANCE	1 310 779	628 799	289 268	ARAB EMIRAT	999	1 459	662
BELGIUM LUX	202 484	244 193	113 067	OMAN	173	388	180
NETHERLANDS	517 083	382 969	177 582	NORTH YEMEN	120	209	97
ITALY	158 878	166 059	77 047	AFGHANISTAN	90	251	119
UNTD KINGDOM	653 064	306 869	143 352	PAKISTAN	543	1 846	834
IRELAND	2 553	4 412	2 068	INDIA	2 099	12 864	6 039
DENMARK	197 053	120 940	56 322	BANGLADESH	24	121	54
GREECE	18 924	23 893	11 036	SRI LANKA	288	435	203
PORTUGAL	16 653	17 327	8 061	BURMA	582	6 255	2 772
SPAIN	73 522	69 530	32 194	THAILAND	823	1 274	594
CANARY IS	7 646	5 627	2 573	INDONESIA	596	6 184	2 956
CEUTA MEL	265	358	167	MALAYSIA	639	1 374	638
ICELAND	2 053	2 272	1 053	SINGAPORE	2 761	4 293	2 023
NORWAY	57 077	48 601	22 691	PHILIPPINES	177	374	179
SWEDEN	252 112	139 151	65 243	CHINA	3 020	58 205	27 752
FINLAND	21 907	25 427	11 855	NORTH KOREA	14	126	56
SWITZERLAND	592 731	725 334	336 983	SOUTH KOREA	1 064	4 282	2 020
AUSTRIA	710 400	666 599	309 569	JAPAN	16 442	57 092	26 564
ANDORRA	37	78	35	TAIWAN	1 074	5 266	2 369
VATICAN CITY	7	90	40	HONG KONG	3 994	5 137	2 395
MALTA	1 410	3 740	1 739	AUSTRALIA	13 553	18 396	8 538
YUGOSLAVIA	29 181	27 047	12 571	PAPUA NEW G	53	180	84
TURKEY	4 931	8 192	3 785	NEW ZEALAND	1 293	2 459	1 128
SOVIET UNION	11 947	23 643	11 036	FR POLYNESIA	52	104	47



## 6 IMPORTS AND EXPORTS (SPECIAL TRADE) BY GROUPS OF THE SITC-REV. 11 AND BY COUNTRIES OF PRODUCTION AND CONSUMPTION 1986

GROUP COUNTRY	DT = 100 KG	1 000 DM	1 000 \$	GROUP COUNTRY	DT = 100 KG	1 000 DM	1 000 \$
893 ARTICLES OF PLASTIC NES							
IMPORTS	3 228 773	2 718 038	1 257 912				
FRANCE	488 763	368 232	170 120	GABON	524	406	176
BELGIUM LUX	356 869	252 292	117 252	CONGO	156	96	45
NETHERLANDS	600 503	396 507	183 497	ZAIRE	6 752	2 921	1 230
ITALY	464 299	337 331	156 212	RWANDA	942	390	178
UNTD KINGDOM	188 286	186 928	86 534	BURUNDI	337	163	67
IRELAND	39 892	59 252	27 383	ANGOLA	1 126	533	248
DENMARK	124 715	120 891	56 010	ETHIOPIA	4 502	1 848	844
GREECE	3 921	3 524	1 651	DJIBOUTI	32	69	32
PORTUGAL	5 405	3 258	1 527	SOMALIA	1 183	613	272
SPAIN	22 963	23 005	10 547	KENYA	744	1 353	629
NORWAY	8 312	6 206	2 854	UGANDA	1 269	455	214
SWEDEN	69 614	66 856	30 768	TANZANIA	1 223	656	313
FINLAND	11 450	16 559	7 723	MOZAMBIQUE	1 454	560	250
SWITZERLAND	216 628	268 828	124 609	MADAGASCAR	84	139	67
AUSTRIA	254 388	209 165	96 622	REUNION	1 228	826	369
MALTA	630	4 190	1 912	MAURITIUS	212	413	193
YUGOSLAVIA	27 266	12 982	6 022	ZAMBIA	136	167	74
TURKEY	2 682	1 428	679	ZIMBABWE	198	302	145
POLAND	1 865	741	345	MALAWI	251	641	284
CZECHOSLOVA	8 330	1 827	841	REP S AFRICA	13 925	21 147	9 773
HUNGARY	15 139	4 922	2 329	USA	168 530	268 883	124 421
ROMANIA	38 739	6 747	3 157	CANADA	32 354	45 055	20 901
TUNISIA	96	298	137	MEXICO	1 899	3 335	1 573
REP S AFRICA	1 165	819	375	BERMUDA	36	95	43
USA	43 823	153 883	70 809	GUATEMALA	717	1 116	513
CANADA	2 006	4 792	2 213	BELIZE	264	90	43
MEXICO	415	287	133	HONDURAS	322	279	124
HAITI	30	68	34	EL SALVADOR	190	372	173
BRAZIL	8 061	3 196	1 422	COSTA RICA	366	590	275
ISRAEL	14 645	13 550	6 291	PANAMA	153	448	205
SAUDI ARABIA	789	846	387	CUBA	602	987	445
INDIA	74	124	55	HAITI	262	1 456	678
THAILAND	17 618	7 669	3 562	BAHAMAS	85	168	81
MALAYSIA	2 393	1 035	471	DOMINIC REP	238	389	183
SINGAPORE	5 074	4 932	2 282	GUADELOUPE	992	362	163
PHILIPPINES	2 515	693	322	ANTIGUA	335	109	48
CHINA	21 358	11 028	5 134	MARTINIQUE	550	331	156
SOUTH KOREA	20 933	9 666	4 504	JAMAICA	76	214	101
JAPAN	14 217	52 751	24 465	ST LUCIA	49	70	32
TAIWAN	60 890	50 323	23 414	BARBADOS	238	294	135
HONG KONG	61 101	49 366	22 835	TRINIDAD TOB	1 782	3 522	1 592
MACAO	75	157	70	GRENADA	294	119	56
AUSTRALIA	285	278	129	NETH ANTILL	1 263	1 480	698
NEW ZEALAND	80	129	59	COLOMBIA	402	1 071	495
				VENEZUELA	1 478	3 641	1 701
				SURINAME	134	214	100
				FRENCH GUIAN	277	220	111
				ECUADOR	1 003	1 550	707
EXPORTS	5 589 733	5 578 911	2 582 399	PERU	673	1 644	776
FRANCE	858 077	832 726	384 357	BRAZIL	1 043	5 366	2 551
BELGIUM LUX	539 395	497 364	230 013	CHILE	4 465	4 536	2 096
NETHERLANDS	1 241 979	931 572	431 708	BOLIVIA	47	144	70
ITALY	270 905	316 984	146 429	PARAGUAY	237	411	197
UNTD KINGDOM	567 174	594 313	275 345	URUGUAY	486	843	388
IRELAND	36 063	34 024	15 709	ARGENTINA	1 440	3 700	1 729
DENMARK	168 738	162 399	75 331	CYPRUS	2 536	2 796	1 280
GREECE	28 313	26 038	12 109	LEBANON	2 503	2 000	938
PORTUGAL	14 468	16 284	7 612	SYRIA	2 434	2 290	1 056
SPAIN	37 965	59 937	27 794	IRAQ	11 097	11 448	5 220
CANARY IS	2 209	1 954	900	IRAN	3 666	9 296	4 340
CEUTA MEL	245	388	172	ISRAEL	18 301	26 744	12 462
ICELAND	6 878	7 627	3 553	JORDAN	2 428	3 085	1 427
FAROE IS	163	179	82	SAUDI ARABIA	22 618	33 300	15 311
NORWAY	80 684	83 302	38 516	KUWAIT	7 896	10 964	5 016
SWEDEN	156 103	187 343	86 753	BAHRAIN	1 570	1 982	923
FINLAND	36 721	48 997	22 721	QATAR	1 163	1 283	586
SWITZERLAND	492 196	527 792	244 526	ARAB EMIRAT	17 086	15 233	7 023
AUSTRIA	419 393	416 076	192 690	OMAN	1 623	2 739	1 239
ANDORRA	235	369	172	NORTH YEMEN	1 292	1 264	565
MALTA	3 110	3 415	1 594	SOUTH YEMEN	203	202	89
YUGOSLAVIA	18 811	22 146	10 315	AFGHANISTAN	944	654	305
TURKEY	8 912	11 229	5 231	PAKISTAN	2 711	1 798	830
SOVIET UNION	33 323	26 186	12 440	INDIA	2 586	7 297	3 412
POLAND	7 675	8 534	3 951	BANGLADESH	248	247	111
CZECHOSLOVA	6 929	10 964	5 133	MALDIVES	1 195	308	146
HUNGARY	15 180	16 639	7 697	SRI LANKA	1 055	1 219	569
ROMANIA	5 227	4 542	2 119	NEPAL	76	65	31
BULGARIA	2 320	5 491	2 597	BURMA	1 381	435	200
ALBANIA	284	454	208	THAILAND	2 262	4 488	2 084
MOROCCO	3 420	2 710	1 257	VIETNAM	1 384	493	210
ALGERIA	2 329	4 548	2 073	INDONESIA	2 446	4 172	1 922
TUNISIA	4 693	4 584	2 118	MALAYSIA	4 613	7 724	3 628
LIBYA	7 301	6 291	2 901	BRUNEI	197	622	282
EGYPT	19 784	19 452	8 829	SINGAPORE	10 426	16 864	7 850
SUDAN	3 394	1 045	464	PHILIPPINES	1 916	2 915	1 375
MAURITANIA	45	72	32	CHINA	447	1 473	714
MALI	2 252	1 228	571	NORTH KOREA	25	121	57
BURKINA FASO	990	962	426	SOUTH KOREA	4 074	6 499	2 992
NIGER	2 624	1 916	876	JAPAN	12 113	31 112	14 433
CHAD	154	119	48	TAIWAN	1 961	5 185	2 418
CAPE VERDE	104	72	31	HONG KONG	6 968	10 135	4 714
SENEGAL	1 029	504	226	AUSTRALIA	37 713	46 227	21 407
GUIN BISSAU	48	70	34	PAPUA NEW G	178	121	48
GUINEA	696	378	173	AUST OCEANIA	33	110	51
SIERRA LEONE	232	128	53	NEW ZEALAND	6 104	7 453	3 476
LIBERIA	1 509	843	389	NEW CALEDON	36	100	42
IVORY COAST	952	675	311	WEST SAMOA	73	90	40
GHANA	465	465	215	FR POLYNESIA	404	397	185
TOGO	5 796	1 178	533				
BENIN	5 486	1 176	561	894 TOYS, SPORTING GOODS, ETC			
NIGERIA	5 071	3 830	1 788	IMPORTS	1 173 728	1 966 422	916 480
CAMEROON	1 581	1 083	497	FRANCE	80 868	119 126	55 725



## 6 IMPORTS AND EXPORTS (SPECIAL TRADE) BY GROUPS OF THE SITC-REV. II AND BY COUNTRIES OF PRODUCTION AND CONSUMPTION 1986

GROUP COUNTRY	DT = 100 KG	1 000 DM	1 000 \$	GROUP COUNTRY	DT = 100 KG	1 000 DM	1 000 \$
BELGIUM LUX	22 475	50 213	23 276	ZIMBABWE	74	195	91
NETHERLANDS	61 917	72 116	33 772	REP S AFRICA	718	1 867	860
ITALY	153 069	211 064	98 053	USA	71 485	191 123	88 598
UNTD KINGDOM	49 765	102 982	47 500	CANADA	11 902	25 434	11 727
IRELAND	12 249	27 708	12 761	MEXICO	351	688	329
DENMARK	43 796	110 755	52 003	BERMUDA	57	193	94
GREECE	349	454	216	GUATEMALA	40	85	35
PORTUGAL	1 382	2 824	1 306	COSTA RICA	34	281	134
SPAIN	11 217	19 011	8 901	PANAMA	57	240	109
NORWAY	2 600	3 565	1 675	CUBA	8	89	42
SWEDEN	9 136	12 043	5 605	DOMINIC REP	155	213	96
FINLAND	9 531	12 211	5 710	MARTINIQUE	86	204	98
SWITZERLAND	26 111	64 112	29 894	TRINIDAD TOB	192	126	61
AUSTRIA	53 334	177 984	83 522	NETH ANTILL	174	645	309
MALTA	7 380	20 376	9 509	COLOMBIA	52	232	103
YUGOSLAVIA	6 442	10 075	4 762	VENEZUELA	27	122	55
TURKEY	187	165	76	ECUADOR	36	211	102
SOVIET UNION	2 820	3 546	1 671	PERU	51	254	123
POLAND	12 478	6 459	3 011	BRAZIL	339	1 125	525
CZECHOSLOVA	18 588	12 811	5 949	CHILE	946	1 187	538
HUNGARY	16 175	11 364	5 259	BOLIVIA	35	67	32
ROMANIA	9 975	3 943	1 887	PARAGUAY	20	110	50
BULGARIA	9 266	3 773	1 761	URUGUAY	86	468	202
MOROCCO	126	288	130	ARGENTINA	354	1 081	510
TUNISIA	903	3 604	1 661	CYPRUS	226	487	218
KENYA	93	629	304	LEBANON	365	440	200
MAURITIUS	291	1 976	917	SYRIA	1 397	3 603	1 582
REP S AFRICA	1 101	1 117	529	IRAQ	112	585	263
USA	39 596	111 022	51 339	IRAN	84	428	191
CANADA	1 861	3 439	1 591	ISRAEL	4 585	6 223	2 876
MEXICO	4 339	4 761	2 217	JORDAN	416	533	246
EL SALVADOR	49	107	48	SAUDI ARABIA	10 614	17 121	7 791
ST VINCENT	27	189	95	KUWAIT	1 483	1 763	814
COLOMBIA	14	85	39	BAHRAIN	288	522	236
BRAZIL	42	267	121	QATAR	267	435	199
SYRIA	31	106	52	ARAB EMIRAT	1 826	4 365	2 024
ISRAEL	1 375	5 127	2 402	OMAN	255	698	318
PAKISTAN	9 562	20 673	9 467	NORTH YEMEN	1	65	32
INDIA	5 469	7 056	3 189	PAKISTAN	544	2 561	1 181
BANGLADESH	89	67	31	INDIA	243	1 222	588
SRI LANKA	713	1 796	836	MALDIVES	14	69	33
THAILAND	2 514	5 199	2 400	SRI LANKA	257	261	114
INDONESIA	71	323	153	THAILAND	1 104	2 033	926
MALAYSIA	5 722	9 546	4 456	INDONESIA	1 221	2 013	924
SINGAPORE	9 692	33 085	15 656	MALAYSIA	237	880	404
PHILIPPINES	6 540	14 280	6 635	BRUNEI	80	87	36
CHINA	78 092	94 585	44 679	SINGAPORE	1 021	2 112	989
SOUTH KOREA	33 900	84 689	38 942	PHILIPPINES	636	1 267	621
JAPAN	20 142	124 688	57 944	CHINA	233	1 143	522
TAIWAN	209 183	220 477	103 441	NORTH KOREA	3	70	30
HONG KONG	101 546	131 371	60 662	SOUTH KOREA	933	2 747	1 259
MACAO	18 074	23 734	11 152	JAPAN	12 044	39 292	18 274
AUSTRALIA	1 296	3 027	1 404	TAIWAN	331	861	400
EXPORTS	920 669	1 741 910	812 302	HONG KONG	2 587	4 603	2 112
FRANCE	147 814	293 168	137 705	AUSTRALIA	5 125	11 159	5 134
BELGIUM LUX	69 628	104 181	48 663	NEW ZEALAND	640	1 406	650
NETHERLANDS	111 921	178 620	83 230	NEW CALEDON	103	242	114
ITALY	46 766	90 686	42 365	FR POLYNESIA	172	387	179
UNTD KINGDOM	104 976	143 615	67 123	895 OFFICE SUPPLIES NES			
IRELAND	4 306	4 727	2 203	IMPORTS	168 243	423 478	195 929
DENMARK	23 488	42 966	20 032	FRANCE	16 500	29 752	13 833
GREECE	6 572	8 675	4 044	BELGIUM LUX	7 256	11 274	5 220
PORTUGAL	5 262	6 551	3 077	NETHERLANDS	11 987	18 155	8 446
SPAIN	7 550	14 207	6 664	ITALY	34 105	60 283	28 040
CANARY IS	355	897	423	UNTD KINGDOM	16 632	48 471	22 316
CEUTA MEL	14	69	33	IRELAND	1 011	5 213	2 416
ICELAND	1 236	2 712	1 267	DENMARK	1 643	2 778	1 295
NORWAY	20 291	37 212	17 301	PORTUGAL	153	68	30
SWEDEN	22 080	50 501	23 703	SPAIN	2 205	2 331	1 074
FINLAND	11 438	21 937	10 258	NORWAY	53	200	91
SWITZERLAND	90 773	210 562	98 231	SWEDEN	1 239	3 945	1 838
AUSTRIA	94 730	154 764	72 034	SWITZERLAND	20 168	77 550	35 890
ANDORRA	214	1 648	769	AUSTRIA	21 078	25 449	11 787
MALTA	678	1 240	562	YUGOSLAVIA	439	533	251
YUGOSLAVIA	4 378	8 600	4 090	TURKEY	339	303	142
TURKEY	780	1 517	701	CZECHOSLOVA	1 168	1 007	464
SOVIET UNION	283	1 436	670	HUNGARY	93	333	155
POLAND	839	1 848	852	ROMANIA	564	93	44
CZECHOSLOVA	1 346	3 807	1 775	USA	6 205	30 872	14 197
HUNGARY	1 853	7 836	3 678	CANADA	134	138	66
ROMANIA	202	311	140	BRAZIL	1 404	1 788	822
BULGARIA	484	1 468	696	ISRAEL	174	442	204
MOROCCO	21	71	31	INDIA	150	345	159
ALGERIA	31	121	49	THAILAND	22	111	51
TUNISIA	659	629	286	INDONESIA	198	325	148
LIBYA	96	138	61	MALAYSIA	511	1 146	531
EGYPT	593	1 804	805	SINGAPORE	19	144	67
SENEGAL	199	344	163	CHINA	1 895	974	460
LIBERIA	32	73	34	SOUTH KOREA	443	682	312
IVORY COAST	643	847	392	JAPAN	16 855	92 103	42 498
TOGO	75	186	87	TAIWAN	1 831	4 007	1 854
NIGERIA	228	782	344	HONG KONG	1 660	2 447	1 130
CAMEROON	52	124	58	EXPORTS	281 545	1 021 385	472 214
CONGO	152	370	160	FRANCE	36 546	123 129	56 648
RWANDA	32	132	60	BELGIUM LUX	10 276	35 437	16 386
ANGOLA	85	176	76	NETHERLANDS	27 597	70 406	32 451
SOMALIA	21	68	32	ITALY	20 446	80 717	37 109
KENYA	99	177	79	UNTD KINGDOM	24 021	98 796	45 788
TANZANIA	106	394	179	IRELAND	1 165	3 520	1 631
MADAGASCAR	68	93	43				
REUNION	40	89	43				
MAURITIUS	54	308	148				



6 IMPORTS AND EXPORTS (SPECIAL TRADE) BY GROUPS OF THE SITC-REV. 11 AND BY COUNTRIES OF PRODUCTION AND CONSUMPTION 1986

GROUP COUNTRY	DT * 100 KG	1 000 DM	1 000 \$	GROUP COUNTRY	DT * 100 KG	1 000 DM	1 000 \$
DENMARK	8 700	27 276	12 631	MALAYSIA	2 556	4 980	2 307
GREECE	2 366	8 800	4 114	SINGAPORE	1 219	6 878	3 199
PORTUGAL	2 941	9 971	4 645	PHILIPPINES	950	3 352	1 530
SPAIN	11 460	46 190	21 426	CHINA	72	406	182
CANARY IS	352	2 038	950	SOUTH KOREA	311	1 620	726
ICELAND	143	613	279	JAPAN	3 242	33 686	15 647
NORWAY	3 932	18 081	8 327	TAIWAN	923	3 518	1 656
SWEDEN	5 263	25 848	11 981	HONG KONG	2 096	11 677	5 413
FINLAND	4 119	15 375	7 077	AUSTRALIA	4 316	17 785	8 245
SWITZERLAND	22 761	64 101	29 666	NEW ZEALAND	271	1 907	886
AUSTRIA	10 433	39 607	18 328	AMER OCEANIA	3	362	164
ANDORRA	60	840	394	NEW CALEDON	40	215	92
MALTA	138	572	264	FJI	11	70	33
YUGOSLAVIA	1 184	11 443	5 432	FR POLYNESIA	85	405	189
TURKEY	1 769	8 626	4 062				
SOVIET UNION	3 157	7 716	3 522	896 WORKS OF ART ETC			
POLAND	432	1 736	800				
CZECHOSLOVA	320	2 014	949	IMPORTS	38 844	540 244	250 118
HUNGARY	3 674	16 622	7 726	FRANCE	1 081	41 060	18 934
ROMANIA	94	329	158	BELGIUM LUX	562	8 483	3 967
BULGARIA	244	1 658	782	NETHERLANDS	1 484	19 155	8 904
ALBANIA	28	92	43	ITALY	2 666	17 669	8 288
MOROCCO	662	1 766	791	UNTD KINGDOM	15 517	127 656	59 093
ALGERIA	959	1 360	608	IRELAND	18	634	293
TUNISIA	532	731	324	DENMARK	7 129	23 773	11 095
LIBYA	263	332	142	GREECE	343	3 241	1 523
EGYPT	1 135	3 075	1 456	PORTUGAL	60	2 246	1 027
MALI	54	103	46	SPAIN	327	3 272	1 506
BURKINA FASO	42	103	48	ICELAND		150	71
NIGER	34	128	59	FAROE IS	5	1 271	588
SENEGAL	66	194	79	NORWAY	472	1 174	550
LIBERIA	25	116	51	SWEDEN	1 405	6 530	2 987
IVORY COAST	199	728	329	FINLAND	12	1 146	536
GHANA	13	122	54	SWITZERLAND	1 735	142 728	66 243
TOGO	40	156	69	AUSTRIA	1 410	30 400	14 143
NIGERIA	243	786	370	VATICAN CITY	21	1 251	596
CAMEROON	178	738	343	MALTA	1	460	212
GABON	78	373	163	YUGOSLAVIA	36	1 163	544
CONGO	38	134	59	TURKEY	15	1 219	563
ZAIRE	48	207	92	SOVIET UNION	36	2 655	1 215
RWANDA	82	203	96	POLAND	81	1 205	550
BURUNDI	8	80	34	CZECHOSLOVA	577	2 985	1 382
ANGOLA	1 089	2 380	1 129	HUNGARY	490	2 892	1 336
ETHIOPIA	316	567	263	ROMANIA	8	874	407
DJIBOUTI	29	120	53	BULGARIA	42	588	274
KENYA	246	595	279	ZAIRE	14	147	62
UGANDA	81	283	133	REP S AFRICA	12	274	124
TANZANIA	60	235	114	USA	1 205	74 631	34 195
MADAGASCAR	19	98	43	CANADA	66	1 017	469
REUNION	49	301	138	MEXICO	61	571	272
MAURITIUS	85	242	110	PANAMA	16	505	238
ZAMBIA	38	174	79	CUBA	5	073	494
ZIMBABWE	35	175	76	VENEZUELA	6	71	34
MALAWI	36	139	64	BRAZIL	12	281	131
REP S AFRICA	3 010	10 349	4 840	PARAGUAY	4	752	350
USA	20 434	79 161	36 594	URUGUAY	1	1 397	630
CANADA	2 515	12 120	5 554	ARGENTINA	2	119	58
MEXICO	455	3 545	1 601	CYPRUS	2	429	192
GUATEMALA	137	501	237	SYRIA	4	108	51
HONDURAS	232	619	279	IRAN	8	176	87
EL SALVADOR	125	568	271	ISRAEL	17	872	400
COSTA RICA	195	802	367	JORDAN	2	333	161
PANAMA	112	542	251	NORTH YEMEN		220	106
CUBA	198	1 147	515	PAKISTAN	148	141	61
WEST INDIES	15	80	33	INDIA	454	440	202
DOMINIC REP	134	573	265	NEPAL	3	117	54
GUADELOUPE	44	262	116	THAILAND	84	1 193	535
MARTINIQUE	27	173	79	INDONESIA	47	214	97
TRINIDAD TOB	170	555	248	SINGAPORE	19	85	42
NETH ANTILL	54	271	119	CHINA	170	599	286
COLOMBIA	157	1 612	742	SOUTH KOREA	72	893	413
VENEZUELA	734	4 106	1 931	JAPAN	54	2 082	947
ECUADOR	580	2 645	1 212	TAIWAN	375	627	287
PERU	1 250	3 901	1 845	HONG KONG	253	2 251	1 047
BRAZIL	223	1 648	771	MACAO	6	135	64
CHILE	1 150	4 610	2 175	AUSTRALIA	29	1 316	614
BOLIVIA	309	1 199	572	PAPUA NEW G	2	112	52
PARAGUAY	143	618	286	NEW ZEALAND	3	175	80
URUGUAY	491	1 525	705	EXPORTS	9 267	732 439	338 127
ARGENTINA	579	2 516	1 162	FRANCE	432	37 461	17 362
CYPRUS	325	1 010	470	BELGIUM LUX	324	13 025	6 133
LEBANON	186	739	341	NETHERLANDS	440	35 228	16 260
SYRIA	814	721	338	ITALY	129	44 664	20 188
IRAQ	1 140	3 954	1 741	UNTD KINGDOM	731	116 352	53 922
IRAN	2 381	4 960	2 336	IRELAND	4	130	60
ISRAEL	1 534	6 207	2 887	DENMARK	209	14 796	6 677
JORDAN	501	1 252	583	GREECE	35	713	331
SAUDI ARABIA	3 248	9 891	4 576	PORTUGAL	68	815	357
KUWAIT	898	2 578	1 182	SPAIN	446	15 475	6 872
BAHRAIN	155	828	375	NORWAY	30	5 091	2 467
QATAR	195	793	353	SWEDEN	31	4 167	1 948
ARAB EMIRAT	1 919	4 464	2 089	FINLAND	24	7 955	3 845
OMAN	369	1 067	469	SWITZERLAND	2 303	246 798	113 069
NORTH YEMEN	30	173	74	AUSTRIA	1 178	40 701	19 045
AFGHANISTAN	60	105	53	VATICAN CITY	6	154	77
PAKISTAN	832	2 385	1 122	SOVIET UNION	11	703	314
INDIA	605	2 468	1 157	POLAND	5	589	291
BANGLADESH	235	389	179	CZECHOSLOVA	9	214	102
SRI LANKA	139	478	219	HUNGARY	46	440	214
NEPAL	40	91	43	BULGARIA	12	1 026	507
BURMA	34	81	33	REP S AFRICA	2	573	266
THAILAND	1 754	5 505	2 540				
VIETNAM	7	135	66				
INDONESIA	3 926	9 324	4 255				



6 IMPORTS AND EXPORTS (SPECIAL TRADE) BY GROUPS OF THE SITC-REV. 11 AND BY COUNTRIES OF PRODUCTION AND CONSUMPTION 1986

GROUP COUNTRY	DT * 100 KG	1 000 DM	1 000 \$	GROUP COUNTRY	DT * 100 KG	1 000 DM	1 000 \$
USA	2 529	118 559	55 670	HUNGARY	5	2 107	979
CANADA	49	4 506	2 096	BULGARIA		713	351
MEXICO		102	48	MOROCCO	9	653	320
BAHAMAS		240	116	ALGERIA	71	652	305
COLOMBIA		93	44	TUNISIA	11	3 297	1 464
BRAZIL	10	485	224	EGYPT	2	3 172	1 437
ARGENTINA		66	32	NIGER		83	35
CYPRUS	6	428	187	SENEGAL	9	469	222
ISRAEL	11	487	220	LIBERIA		101	44
KUWAIT	20	150	63	IVORY COAST	22	1 190	558
BAHRAIN	2	74	37	TOGO	7	454	211
ARAB EMIRAT	3	181	77	BENIN	25	1 632	757
PAKISTAN	1	64	32	NIGERIA	4	228	108
THAILAND	5	89	43	KENYA		773	353
INDONESIA	5	64	31	REUNION		103	48
MALAYSIA	1	76	37	MAURITIUS	30	8 436	3 900
CHINA	1	224	99	ZIMBABWE	1	2 473	1 196
JAPAN	71	10 812	5 084	REP S AFRICA	35	17 810	7 781
TAIWAN		110	52	USA	579	81 431	38 032
HONG KONG	4	669	303	CANADA	174	8 441	3 867
AUSTRALIA	37	7 065	2 948	MEXICO	19	2 070	927
				BERMUDA		3 001	1 390
897 GOLD SILVER WARE, JEWELRY				GUATEMALA		279	121
				HONDURAS		476	209
IMPORTS	17 677	669 654	313 501	EL SALVADOR		137	65
FRANCE	364	31 052	14 528	PANAMA	2	5 739	2 656
BELGIUM LUX	99	4 453	2 080	HAITI	1	157	73
NETHERLANDS	710	10 243	4 781	BAHAMAS		4 369	2 037
ITALY	1 919	259 555	121 818	WEST INDIES		146	69
UNTD KINGDOM	513	26 665	12 391	DOMINIC REP	1	143	66
IRELAND	234	9 390	4 396	AM VIRGIN IS		2 439	1 114
DENMARK	136	5 484	2 586	GUADELOUPE	2	354	166
GREECE	39	1 665	780	ANTIGUA		278	131
PORTUGAL	6	2 713	1 265	MARTINIQUE		122	56
SPAIN	76	6 227	3 861	CAYMAN IS		803	388
NORWAY		795	364	JAMAICA		637	304
SWEDEN	29	609	284	ST LUCIA		91	43
FINLAND	13	10 618	4 988	BARBADOS	1	1 127	537
SWITZERLAND	142	35 498	16 633	TRINIDAD TOB		75	35
AUSTRIA	633	31 752	14 778	GRENADA		76	36
ANDORRA	4	187	84	NETH ANTILL	8	7 027	3 255
YUGOSLAVIA		206	100	COLOMBIA		1 371	603
TURKEY	24	1 746	840	VENEZUELA		939	450
SOVIET UNION	1	148	67	ECUADOR		634	271
POLAND	6	1 315	601	BRAZIL	7	2 434	1 142
CZECHOSLOVA	262	4 815	2 223	CHILE	13	1 303	604
HUNGARY	7	1 093	509	BOLIVIA	12	338	164
MAURITIUS	15	3 273	1 534	URUGUAY		98	45
REP S AFRICA	4	298	135	ARGENTINA	27	442	204
USA	281	19 459	9 029	CYPRUS	3	390	179
CANADA	1	439	207	LEBANON	16	708	335
MEXICO	126	2 300	1 097	SYRIA	1	180	82
NETH ANTILL		137	59	IRAQ	7	279	124
COLOMBIA	1	105	51	IRAN	7	202	95
PERU	1	110	50	ISRAEL	91	7 052	3 263
BRAZIL	301	2 717	1 297	JORDAN		852	390
CHILE	58	222	100	SAUDI ARABIA	97	12 478	5 707
ISRAEL	22	9 240	4 331	KUWAIT	4	1 067	490
SAUDI ARABIA	1	703	316	BAHRAIN	4	2 510	1 162
ARAB EMIRAT		72	36	QATAR	6	1 021	463
INDIA	2 070	9 942	4 606	ARAB EMIRAT	13	10 364	4 730
SRI LANKA	5	1 548	726	OMAN		643	287
NEPAL	2	123	58	AFGHANISTAN	8	106	48
THAILAND	176	30 960	14 552	INDIA	6	440	202
INDONESIA	17	1 052	496	THAILAND	2	650	294
MALAYSIA		6 442	3 047	INDONESIA		501	218
SINGAPORE	68	312	146	MALAYSIA		429	199
PHILIPPINES	372	1 828	842	BRUNEI	27	1 858	827
CHINA	107	13 450	6 396	SINGAPORE	18	5 945	2 761
SOUTH KOREA	2 749	14 945	6 992	PHILIPPINES		569	270
JAPAN	160	33 587	15 496	CHINA		285	132
TAIWAN	1 386	14 073	6 580	NORTH KOREA		248	115
HONG KONG	4 488	53 237	24 964	SOUTH KOREA	3	2 199	1 035
AUSTRALIA		168	79	JAPAN	321	29 459	13 731
NEW ZEALAND	1	157	74	TAIWAN	2	256	118
EXPORTS	10 131	1 235 894	573 583	HONG KONG	65	12 862	5 949
FRANCE	1 355	68 684	31 870	AUSTRALIA	130	15 307	7 055
BELGIUM LUX	521	53 253	24 759	NEW ZEALAND	3	877	403
NETHERLANDS	1 592	133 846	61 973	NEW CALEDON		226	110
ITALY	259	15 825	7 305	FIJI		337	152
UNTD KINGDOM	654	81 959	38 034	VANUATU		115	53
IRELAND	35	3 063	1 406	FR POLYNESIA		718	333
DENMARK	273	34 426	16 085				
GREECE	111	10 589	4 821	IMPORTS	548 095	2 114 156	980 989
PORTUGAL	114	2 619	1 215	FRANCE	97 365	274 042	126 614
SPAIN	273	6 021	2 842	BELGIUM LUX	6 054	31 931	14 737
CANARY IS	1	580	272	NETHERLANDS	69 059	184 234	86 164
CEUTA MEL	1	457	217	ITALY	24 878	74 294	34 363
ICELAND	5	2 773	1 286	UNTD KINGDOM	71 035	289 471	134 384
NORWAY	247	51 551	24 109	IRELAND	7 001	89 171	41 716
SWEDEN	454	25 741	12 065	DENMARK	8 572	42 533	19 973
FINLAND	125	10 108	4 722	GREECE	657	2 154	986
SWITZERLAND	1 162	301 945	139 914	PORTUGAL	604	1 407	664
AUSTRIA	850	138 493	64 892	SPAIN	3 595	9 471	4 426
ANDORRA	11	525	247	NORWAY	89	1 432	690
MALTA		190	83	SWEDEN	1 850	6 327	2 981
YUGOSLAVIA	104	3 551	1 696	FINLAND	4 308	8 121	3 707
TURKEY	67	1 065	500	SWITZERLAND	7 834	57 861	27 088
SOVIET UNION		266	119	AUSTRIA	9 474	45 773	21 364
POLAND		1 206	571	YUGOSLAVIA	1 402	2 730	1 277
CZECHOSLOVA	2	3 982	1 836	TURKEY	3 655	9 900	4 694



## 6 IMPORTS AND EXPORTS (SPECIAL TRADE) BY GROUPS OF THE SITC-REV. 11 AND BY COUNTRIES OF PRODUCTION AND CONSUMPTION 1986

GROUP COUNTRY	DT = 100 KG	1 000 DM	1 000 \$	GROUP COUNTRY	DT = 100 KG	1 000 DM	1 000 \$
SOVIET UNION	62	178	79	JORDAN	44	241	110
POLAND	308	383	175	SAUDI ARABIA	608	5 908	2 712
CZECHOSLOVA	2 154	3 907	1 835	KUWAIT	311	1 785	822
HUNGARY	383	938	431	BAHRAIN	39	313	141
BULGARIA	476	1 037	493	QATAR	15	197	89
REP S AFRICA	441	981	452	ARAB EMIRAT	156	924	415
USA	24 374	240 182	111 334	OMAN	35	287	132
CANADA	314	3 218	1 481	PAKISTAN	97	465	212
MEXICO	63	175	80	INDIA	1 215	5 943	2 708
BAHAMAS	13	84	42	BANGLADESH	13	82	38
BRAZIL	2 390	6 182	2 765	SRI LANKA	16	143	66
ISRAEL	313	1 168	550	THAILAND	286	1 403	641
PAKISTAN	40	104	47	INDONESIA	472	2 070	975
INDIA	65	151	64	MALAYSIA	541	1 471	675
THAILAND	719	802	370	SINGAPORE	1 316	7 213	3 344
INDONESIA	1 302	2 177	952	PHILIPPINES	17	160	69
MALAYSIA	27	90	42	CHINA	336	2 095	971
SINGAPORE	134	533	247	NORTH KOREA	3	239	110
PHILIPPINES	231	2 387	1 090	SOUTH KOREA	1 089	8 822	4 080
CHINA	999	1 837	856	JAPAN	8 249	95 758	44 235
SOUTH KOREA	17 986	40 459	18 439	TAIWAN	1 434	6 580	3 031
JAPAN	144 997	616 972	286 412	HONG KONG	3 055	14 659	6 760
TAIWAN	5 300	10 596	4 905	AUSTRALIA	13 446	44 619	20 727
HONG KONG	27 327	47 987	21 669	NEW ZEALAND	1 392	5 585	2 610
AUSTRALIA	58	373	177	NEW CALEDON	79	327	153
EXPORTS	702 763	2 739 490	1 271 379	FR POLYNESIA	25	178	82
FRANCE	123 993	399 543	184 360	899 OTHER MANUFACTURED GOODS			
BELGIUM LUX	19 642	86 445	40 047	IMPORTS	823 030	1 297 830	601 043
NETHERLANDS	83 572	275 513	127 767	FRANCE	37 350	100 715	46 478
ITALY	42 157	181 233	83 774	BELGIUM LUX	12 595	30 300	14 071
UNTD KINGDOM	126 879	380 341	177 071	NETHERLANDS	90 423	117 778	54 710
IRELAND	2 437	8 330	3 877	ITALY	59 559	93 567	43 106
DENMARK	13 628	50 473	23 456	UNTD KINGDOM	54 134	69 467	32 257
GREECE	2 946	10 333	4 770	IRELAND	2 044	12 464	5 772
PORTUGAL	2 904	10 494	4 844	DENMARK	10 832	33 687	15 628
SPAIN	15 907	61 254	28 225	GREECE	335	1 103	507
CANARY IS	609	1 498	680	PORTUGAL	30 817	22 715	10 561
ICELAND	274	1 409	655	SPAIN	7 767	17 446	8 086
NORWAY	9 130	33 646	15 513	NORWAY	3 876	3 883	1 795
SWEDEN	23 744	68 833	31 986	SWEDEN	17 124	31 940	14 849
FINLAND	7 346	25 864	12 069	FINLAND	1 109	4 153	1 954
SWITZERLAND	38 926	209 394	97 456	SWITZERLAND	42 620	161 654	75 043
AUSTRIA	36 140	171 600	79 740	AUSTRIA	6 330	34 072	15 802
ANDORRA	134	527	251	MALTA		364	170
VATICAN CITY	50	311	152	YUGOSLAVIA	70 905	25 716	11 922
MALTA	312	950	445	TURKEY	1 759	1 447	669
YUGOSLAVIA	3 698	21 287	10 161	SOVIET UNION	32	766	343
TURKEY	3 152	10 976	5 107	POLAND	15 995	6 503	3 000
SOVIET UNION	3 393	14 802	7 090	CZECHOSLOVA	18 105	5 286	2 443
POLAND	3 421	13 885	6 391	HUNGARY	15 449	7 737	3 582
CZECHOSLOVA	1 242	9 103	4 244	ROMANIA	29 616	12 244	5 666
HUNGARY	4 362	18 043	8 540	BULGARIA	205	107	47
ROMANIA	317	2 115	987	ALBANIA	951	911	416
BULGARIA	1 068	7 206	3 328	MOROCCO	643	660	303
ALBANIA	28	151	68	TUNISIA	45	195	86
MOROCCO	189	678	312	SUDAN		85	39
ALGERIA	807	2 894	1 325	BURKINA FASO	191	433	195
TUNISIA	275	1 007	464	CENT AFR REP	2	211	96
LIBYA	63	242	113	KENYA	449	773	364
EGYPT	525	2 113	917	TANZANIA		97	45
MAURITANIA	60	223	98	ZIMBABWE	6	62	30
IVORY COAST	110	320	149	REP S AFRICA	557	1 791	833
GHANA	35	166	74	LESOTHO	1 517	1 572	715
NIGERIA	421	1 608	725	USA	3 629	126 982	58 521
CAMEROON	2	109	50	CANADA	441	7 964	3 645
ZAIRE	12	111	52	MEXICO	366	730	342
RWANDA	22	91	41	HAITI	659	217	97
ANGOLA	53	379	180	TRINIDAD TOB	1	99	45
ETHIOPIA	22	130	61	BRAZIL	175	3 562	1 669
KENYA	33	203	96	URUGUAY	8	430	206
TANZANIA	18	89	42	ISRAEL	163	387	184
ZIMBABWE	24	155	74	INDIA	682	1 810	823
REP S AFRICA	2 499	11 903	5 552	BANGLADESH	1 056	746	350
USA	75 505	361 842	168 727	SRI LANKA	1 627	1 066	494
CANADA	8 196	34 886	16 126	THAILAND	3 016	3 810	1 742
MEXICO	359	2 921	1 339	VIETNAM	1 119	260	120
BERMUDA	23	134	60	INDONESIA	435	948	446
GUATEMALA	43	211	96	MALAYSIA	775	5 016	2 360
HONDURAS	10	78	38	SINGAPORE	4 079	3 428	1 533
COSTA RICA	15	168	80	PHILIPPINES	10 418	15 055	6 995
PANAMA	60	436	203	CHINA	133 175	83 773	38 727
CUBA	67	269	122	SOUTH KOREA	6 727	26 853	12 506
BAHAMAS	166	1 229	583	JAPAN	26 431	87 442	40 686
DOMINIC REP	69	91	41	TAIWAN	71 903	79 241	36 801
GUADELOUPE	22	117	52	HONG KONG	22 563	35 108	16 083
BARBADOS	26	165	77	MACAO	83	291	134
NETH ANTILL	20	105	46	AUSTRALIA	42	8 923	4 122
COLOMBIA	93	567	259	NEW ZEALAND	11	1 391	646
VENEZUELA	1 223	4 644	2 138	EXPORTS	566 957	1 362 846	631 733
ECUADOR	20	264	122	FRANCE	73 457	142 937	65 993
PERU	167	775	365	BELGIUM LUX	43 743	66 519	30 816
BRAZIL	1 052	5 487	2 544	NETHERLANDS	69 497	136 666	63 250
CHILE	190	860	393	ITALY	21 495	78 124	36 081
PARAGUAY	23	159	76	UNTD KINGDOM	28 468	84 665	39 286
URUGUAY	52	191	87	IRELAND	2 361	7 688	3 529
ARGENTINA	678	4 044	1 879	DENMARK	44 073	44 050	20 402
CYPRUS	115	625	285	GREECE	5 272	18 691	8 663
LEBANON	126	422	202	PORTUGAL	19 648	34 015	15 794
SYRIA	84	325	153	SPAIN	10 399	30 695	14 305
IRAQ	112	647	293				
IRAN	1 037	2 918	1 359				
ISRAEL	2 128	8 272	3 810				



## 6 IMPORTS AND EXPORTS (SPECIAL TRADE) BY GROUPS OF THE SITC-REV. 11 AND BY COUNTRIES OF PRODUCTION AND CONSUMPTION 1986

GROUP COUNTRY	DT = 100 KG	1 000 DM	1 000 \$	GROUP COUNTRY	DT = 100 KG	1 000 DM	1 000 \$
CANARY IS	566	1 281	600	941 ZOO ANIMALS, PETS			
CEUTA MEL	8	100	44				
ICELAND	436	1 199	558	IMPORTS	11 390	28 097	12 984
NORWAY	5 927	22 697	10 511				
SWEDEN	19 382	46 491	21 522	FRANCE	453	2 123	976
FINLAND	10 624	26 711	12 381	BELGIUM LUX	383	348	162
SWITZERLAND	47 230	104 647	48 630	NETHERLANDS	1 902	3 450	1 597
AUSTRIA	68 784	103 418	48 026	ITALY	74	114	51
ANDORRA	152	442	204	UNTD KINGDOM	4 944	2 831	1 307
MALTA	882	3 965	1 840	DENMARK	261	2 046	944
YUGOSLAVIA	5 240	35 752	16 748	SPAIN	111	91	42
TURKEY	4 204	17 337	8 120	SWEDEN	69	83	38
SOVIET UNION	135	766	356	SWITZERLAND	69	593	272
POLAND	1 098	9 409	4 335	AUSTRIA	173	250	113
CZECHOSLOVA	1 055	5 233	2 465	POLAND	253	207	98
HUNGARY	1 025	9 043	4 192	CZECHOSLOVA	558	1 078	504
ROMANIA	1 566	9 075	4 254	HUNGARY	111	151	69
BULGARIA	299	2 253	1 014	SENEGAL	39	415	195
ALBANIA	5	77	34	GUINEA	7	132	62
MOROCCO	573	2 898	1 356	LIBERIA	11	233	109
ALGERIA	3 390	7 701	3 461	GHANA	5	73	33
TUNISIA	1 295	5 864	2 714	TOGO	19	143	64
LIBYA	136	381	176	CAMEROON	21	743	337
EGYPT	312	1 795	821	KENYA	32	188	90
SUDAN	61	193	83	TANZANIA	64	576	267
SENEGAL	58	127	61	MADAGASCAR	3	78	39
IVORY COAST	76	236	111	ZIMBABWE	75	182	85
GHANA	22	85	41	REP S AFRICA	34	146	69
NIGERIA	173	641	307	USA	240	2 250	1 026
CAMEROON	188	378	168	CANADA	700	1 309	603
ZAIRE	59	93	43	MEXICO	3	219	103
ANGOLA	86	815	388	GUATEMALA	2	94	42
ETHIOPIA	115	420	203	HONDURAS	9	199	94
KENYA	197	743	336	NICARAGUA	3	107	51
TANZANIA	28	203	97	CUBA	6	123	55
REUNION	169	473	219	GUYANA	36	547	254
MAURITIUS	45	19	88	ECUADOR	5	178	81
ZAMBIA	37	161	76	PERU	4	67	33
ZIMBABWE	32	200	87	CHILE	7	166	78
REP S AFRICA	3 308	7 450	3 436	ARGENTINA	39	814	377
LESOTHO	973	379	175	PAKISTAN	5	63	30
USA	38 248	145 878	67 801	INDIA	49	203	92
CANADA	4 137	14 358	6 605	SRI LANKA	32	157	71
MEXICO	65	1 242	556	THAILAND	25	197	89
GUATEMALA	44	168	80	INDONESIA	13	1 231	577
EL SALVADOR	42	71	34	MALAYSIA	23	449	204
COSTA RICA	96	384	175	SINGAPORE	260	1 040	487
PANAMA	37	182	84	PHILIPPINES	26	691	311
CUBA	94	1 035	465	CHINA	4	165	76
WEST INDIES	27	134	58	SOUTH KOREA	5	141	66
DOMINIC REP	47	115	48	JAPAN	9	122	57
GUADELOUPE	107	111	49	TAIWAN	9	116	56
MARTINIQUE	167	130	59	HONG KONG	35	568	267
TRINIDAD TOB	107	161	77				
NETH ANTILL	74	216	100	EXPORTS	5 034	17 419	7 996
COLOMBIA	60	609	281				
VENEZUELA	253	1 475	679	FRANCE	108	517	238
ECUADOR	121	644	302	BELGIUM LUX	169	411	191
PERU	266	914	435	NETHERLANDS	433	1 350	626
BRAZIL	56	6 162	2 873	ITALY	152	941	439
CHILE	162	1 955	915	UNTD KINGDOM	135	718	327
BOLIVIA	30	114	52	DENMARK	1 512	3 551	1 621
PARAGUAY	33	125	54	SPAIN	181	342	158
URUGUAY	180	629	277	SWITZERLAND	365	1 713	796
ARGENTINA	237	3 192	1 498	AUSTRIA	366	1 809	834
CYPRUS	438	1 166	538	SOVIET UNION	18	140	66
LEBANON	181	596	270	CZECHOSLOVA	25	160	75
SYRIA	734	1 261	581	HUNGARY	10	406	178
IRAQ	303	3 335	1 484	MOROCCO	19	129	61
IRAN	1 047	3 736	1 735	LIBYA	19	257	112
ISRAEL	2 658	8 678	4 030	USA	46	663	304
JORDAN	185	637	293	CANADA	35	677	324
SAUDI ARABIA	3 811	9 800	4 504	ARGENTINA	26	67	30
KUWAIT	381	1 360	628	ISRAEL	3	104	46
BAHRAIN	389	586	270	SAUDI ARABIA	132	442	211
QATAR	151	572	255	THAILAND	7	84	37
ARAB EMIRAT	1 062	4 379	2 054	INDONESIA	1 006	1 017	436
OMAN	127	279	131	CHINA	144	951	441
NORTH YEMEN	130	137	67	JAPAN	12	310	141
AFGHANISTAN	271	756	350				
PAKISTAN	93	660	309	951 WAR FIREARMS, AMMUNITION			
INDIA	299	2 301	1 083				
SRI LANKA	392	2 658	1 228	IMPORTS	9 904	40 401	18 693
THAILAND	210	1 270	588				
INDONESIA	229	675	316	FRANCE	752	1 466	677
MALAYSIA	469	1 324	607	BELGIUM LUX	220	2 052	939
SINGAPORE	1 124	3 306	1 539	NETHERLANDS	59	138	60
PHILIPPINES	445	1 586	738	ITALY	1 322	7 879	3 665
CHINA	155	1 103	520	UNTD KINGDOM	69	309	142
SOUTH KOREA	976	7 046	3 280	DENMARK	85	130	59
JAPAN	1 593	19 951	9 195	SPAIN	212	871	403
TAIWAN	244	2 277	1 051	NORWAY	9	102	44
HONG KONG	1 836	8 768	4 090	SWEDEN	85	401	186
AUSTRALIA	2 982	14 880	6 959	FINLAND	69	328	150
NEW ZEALAND	602	1 104	515	SWITZERLAND	182	4 776	2 224
				AUSTRIA	1 083	4 279	1 984
931 SPECIAL TRANSACTIONS 2)				YUGOSLAVIA	473	1 952	896
IMPORTS	4 997 237	10 531 882	4 853 338	TURKEY	2 308	986	454
				SOVIET UNION	13	139	61
EXPORTS	7 289 614	9 570 949	4 428 401	CZECHOSLOVA	477	1 989	908
				HUNGARY	98	239	99
				BULGARIA	25	462	207
				MOROCCO	379	222	101
				USA	1 404	9 888	4 613

2) INCL COMPLETE INDUSTRIAL PLANT NES



## 6 IMPORTS AND EXPORTS (SPECIAL TRADE) BY GROUPS OF THE SITC-REV. 11 AND BY COUNTRIES OF PRODUCTION AND CONSUMPTION 1986

GROUP COUNTRY	DT = 100 KG	1 000 DM	1 000 \$	GROUP COUNTRY	DT = 100 KG	1 000 DM	1 000 \$
CANADA	11	140	61	MEXICO	47	7 154	3 145
BRAZIL	57	290	132	CUBA	2	935	428
ISRAEL	11	214	95	BAHAMAS		61	30
INDIA	194	423	198	ISRAEL	1 261	749	336
CHINA	15	62	30	AFGHANISTAN		126	59
JAPAN	32	233	106	VIETNAM		97	42
TAIWAN	42	77	36	SINGAPORE		125	56
AUSTRALIA	184	227	104	CHINA	7	1 503	709
EXPORTS	16 019	134 426	62 551	SOUTH KOREA	2	362	154
FRANCE	556	6 141	3 786	JAPAN	3	344	167
BELGIUM LUX	700	4 064	1 860	EXPORTS	20 797	25 147	13 123
NETHERLANDS	1 332	6 385	2 955	FRANCE	40	205	103
ITALY	836	4 195	1 937	BELGIUM LUX	3	349	158
UNITED KINGDOM	883	5 088	2 352	NETHERLANDS	28	197	92
IRELAND	97	344	161	UNITED KINGDOM	3	245	108
DENMARK	251	1 783	835	GREECE	1	140	64
GREECE	95	1 568	724	SPAIN		265	122
PORTUGAL	76	1 392	648	SWITZERLAND	22	2 421	1 118
SPAIN	465	2 395	1 105	AUSTRIA	3	713	330
CANARY IS	34	123	56	ANDORRA	2	101	43
ICELAND	25	126	56	USA	43	359	168
NORWAY	443	3 338	1 567	MEXICO	15 766	17 966	7 937
SWEDEN	643	3 859	1 781	COSTA RICA	519	623	278
FINLAND	306	2 011	949	VENEZUELA	2 121	1 930	963
SWITZERLAND	1 295	15 450	7 185	ISRAEL	1 882	2 229	994
AUSTRIA	910	8 741	4 104	SINGAPORE	328	285	142
ANDORRA	8	81	38	SOUTH KOREA	3	614	274
YUGOSLAVIA	2	139	64	JAPAN	7	217	96
TURKEY	4	70	30	971 GOLD, NON MONETARY NES			
POLAND	11	83	39	IMPORTS	2 854	2 501 316	1 157 750
MOROCCO	62	386	186	FRANCE	19	34 584	16 005
ALGERIA	76	2 024	1 002	BELGIUM LUX	283	47 629	22 595
TUNISIA	311	777	345	NETHERLANDS	66	33 633	15 572
EGYPT	121	504	233	ITALY		1 046	474
SENEGAL	24	89	41	UNITED KINGDOM	300	413 193	184 436
KENYA	18	165	79	IRELAND	7	742	335
REP S AFRICA	16	276	126	DENMARK	25	1 996	920
USA	3 147	31 576	14 613	SPAIN	3	4 277	1 805
CANADA	157	1 205	561	NORWAY	3	6 502	3 079
MEXICO	15	1 367	662	SWEDEN	272	92 247	42 317
HONDURAS	2	112	51	FINLAND		1 835	846
COSTA RICA	9	137	64	SWITZERLAND	264	263 359	122 106
NETH ANTILL	26	175	77	AUSTRIA	50	12 196	5 699
COLOMBIA	26	976	444	YUGOSLAVIA	28	11 497	5 367
VENEZUELA	17	1 269	600	SOVIET UNION	64	164 446	73 727
ECUADOR	6	217	100	CZECHOSLOV		570	266
PERU	17	344	165	HUNGARY		106	52
BRAZIL	7	490	231	BULGARIA		984	445
CHILE	19	222	106	SIERRA LEONE		309	151
BOLIVIA	6	178	86	CENT AFR REP		134	60
PARAGUAY	4	86	37	ZAIRE		63	30
URUGUAY	93	775	384	MAURITIUS		377	170
ARGENTINA	10	122	58	REP S AFRICA	182	459 934	211 692
IRAQ	1	77	36	CANADA	31	33 296	14 361
ISRAEL	95	800	370	MEXICO	16	1 210	608
JORDAN	54	544	253	NETH ANTILL		149	65
SAUDI ARABIA	338	1 811	833	ECUADOR		2 446	1 141
KUWAIT	12	113	56	CHILE	45	5 030	2 271
BAHRAIN	16	753	360	BOLIVIA	6	818	345
QATAR	16	80	41	LEBANON	2	114	56
ARAB EMIRAT	66	1 215	587	JORDAN	2	4 896	2 442
OMAN	34	170	76	KUWAIT	1	1 575	707
PAKISTAN	234	2 821	1 312	BAHRAIN	1	1 349	662
INDIA	401	3 308	1 555	INDIA		397	171
THAILAND	44	1 040	481	MALAYSIA	3	172	80
INDONESIA	111	866	373	SINGAPORE	41	124 914	61 890
MALAYSIA	95	785	387	PHILIPPINES	81	54 072	24 147
BRUNEI	354	923	445	NORTH KOREA	40	100 523	45 628
SINGAPORE	253	1 897	865	SOUTH KOREA		1 730	825
PHILIPPINES	8	92	43	JAPAN		890	413
SOUTH KOREA	107	685	332	AUSTRALIA	15	37 757	18 581
JAPAN	81	678	337	PAPUA NEW G	119	217 039	99 744
TAIWAN	33	101	47	EXPORTS	2 028	1 697 991	791 316
HONG KONG	199	667	303	FRANCE	54	18 930	8 563
MACAO	27	80	36	BELGIUM LUX	346	138 377	64 914
AUSTRALIA	195	1 221	564	NETHERLANDS	54	38 434	17 618
NEW ZEALAND	6	87	36	ITALY	85	71 859	33 430
961 COIN NONGOLD, NONCURRENT				UNITED KINGDOM	313	166 120	77 150
IMPORTS	2 127	70 537	32 429	DENMARK		2 485	1 172
FRANCE	8	1 389	651	GREECE		6 925	3 085
NETHERLANDS	24	1 772	809	PORTUGAL		1 846	857
ITALY	5	459	214	SPAIN	12	8 612	3 650
UNITED KINGDOM	54	13 930	6 430	CEUTA MEL		63	30
DENMARK	1	82	38	NORWAY	1	5 371	2 514
PORTUGAL	2	313	153	SWEDEN	33	20 311	9 604
SWEDEN		140	63	FINLAND	1	515	236
FINLAND	1	65	31	SWITZERLAND	295	536 670	261 980
SWITZERLAND	89	5 328	2 423	AUSTRIA	14	20 465	9 438
AUSTRIA	414	14 494	6 771	ANDORRA		92	44
TURKEY		680	317	MALTA		3 835	1 837
SOVIET UNION	2	241	112	YUGOSLAVIA	45	11 882	5 441
POLAND	17	917	409	TURKEY		3 045	1 454
CZECHOSLOV	1	267	121	POLAND		992	446
HUNGARY	4	359	160	CZECHOSLOV		986	473
BULGARIA	2	220	105	HUNGARY	14	1 599	734
EGYPT		155	73	ROMANIA		87	39
REP S AFRICA	3	150	68	BULGARIA		1 094	515
USA	57	5 220	2 468				
CANADA	94	11 821	5 396				



## 6 IMPORTS AND EXPORTS (SPECIAL TRADE) BY GROUPS OF THE SITC-REV. II AND BY COUNTRIES OF PRODUCTION AND CONSUMPTION 1986

GROUP COUNTRY	DT * 100 KG	1 000 DM	1 000 \$	GROUP COUNTRY	DT * 100 KG	1 000 DM	1 000 \$
EGYPT		586	278				
SENEGAL		892	437				
MAURITIUS		1 151	532				
USA	172	437 851	196 501				
CANADA	231	3 677	1 633				
MEXICO		98	46				
PANAMA		615	275				
CUBA		263	122				
ECUADOR		782	335				
BRAZIL	160	3 186	1 462				
CYPRUS	3	12 079	5 608				
SYRIA		164	70				
ISRAEL	1	4 020	1 774				
SAUDI ARABIA	9	21 040	9 454				
KUWAIT	12	29 017	13 203				
BAHRAIN	1	3 339	1 370				
INDIA		191	86				
THAILAND		1 601	757				
MALAYSIA		304	136				
SINGAPORE	34	86 461	38 020				
PHILIPPINES		1 495	689				
SOUTH KOREA	122	9 481	4 483				
JAPAN	7	6 168	2 786				
TAIWAN	2	89	41				
HONG KONG	7	12 521	5 827				
972 GOLD COIN							
IMPORTS	169	466 092	216 821				
FRANCE		2 456	1 154				
BELGIUM LUX		280	132				
NETHERLANDS		974	475				
UNITED KINGDOM		4 367	1 996				
SWITZERLAND		3 175	1 463				
AUSTRIA		4 443	2 056				
TURKEY		673	313				
SOVIET UNION		601	272				
REP S AFRICA	64	155 725	70 569				
USA	35	95 185	47 222				
CANADA	70	187 434	86 122				
MEXICO		5 663	2 556				
BAHAMAS		71	35				
ISRAEL		92	43				
SINGAPORE		232	101				
CHINA		1 470	713				
JAPAN		2 978	1 474				
EXPORTS	89	232 449	107 780				
FRANCE		139	65				
BELGIUM LUX	26	62 179	28 806				
NETHERLANDS		1 523	686				
UNITED KINGDOM	5	12 689	5 703				
GREECE		207	94				
SPAIN		508	233				
SWEDEN		124	54				
SWITZERLAND	40	102 118	47 798				
AUSTRIA	15	39 777	18 062				
EGYPT		342	170				
REP S AFRICA		790	391				
USA	3	10 549	5 042				
CANADA		73	33				
CYPRUS		85	38				
SOUTH KOREA		667	388				
JAPAN		294	131				
TOTAL IMPORTS	3 451 787 797 413 744 431 190 852 326						
EXPORTS	1 700 659 798 526 363 011 243 303 019						



## 7 IMPORTS AND EXPORTS (SPECIAL TRADE) BY COUNTRIES OF PRODUCTION AND CONSUMPTION AND BY GROUPS OF THE SITC-REV. II 1986

GROUP DESCRIPTION	DT * 100 KG	1 000 DM	1 000 \$	GROUP DESCRIPTION	DT * 100 KG	1 000 DM	1 000 \$
FRANCE				598 MISC CHEMICAL PRODS NES	2 343 431	364 486	168 627
IMPORTS				611 LEATHER	12 640	73 499	34 140
001 LIVE ANIMALS	129 097	86 509	40 684	612 LEATHER ETC MANUFACTURES	5 866	20 208	9 380
011 MEAT FRESH, CHILLED, FROZEN	1 012 817	544 998	254 385	613 FUR SKINS TANNED, DRESSED	1 554	23 729	10 987
012 MEAT DRIED, SALTED, SMOKED	2 539	3 728	1 765	621 MATERIALS OF RUBBER	259 318	169 135	77 902
014 MEAT PREPD, PRSVD, NES ETC	98 216	90 151	42 039	622 RUBBER TYRES, TUBES	1 113 343	794 225	365 700
022 MILK AND CREAM	1 568 970	339 640	154 362	623 RUBBER ARTICLES NES	100 085	183 967	84 641
023 BUTTER	16 230	12 451	5 814	633 CORK MANUFACTURES	1 383	1 482	679
024 CHEESE AND CURD	744 833	462 041	306 467	634 VENEERS, PLYWOOD, ETC	1 048 267	141 313	65 245
025 EGGS, BIRDS, FRESH, PRSVD	24 348	8 351	3 753	635 WOOD MANUFACTURES NES	150 196	42 407	19 654
034 FISH FRESH, CHILLED, FROZEN	125 460	63 051	29 087	641 PAPER AND PAPERBOARD	5 446 389	934 071	431 770
035 FISH SALTED, DRIED, SMOKED	1 826	1 194	533	642 ARTICLES OF PAPER ETC	647 144	237 358	109 718
036 SHELL FISH FRESH, FROZEN	16 416	19 754	9 292	651 TEXTILE YARN AND THREAD	433 490	597 239	273 684
037 FISH ETC PREPD PRSVD NES	26 780	20 592	9 575	652 COTTON FABRICS, WOVEN	110 983	227 057	104 442
041 WHEAT ETC UNMILLED	10 552 538	482 138	220 942	653 WOVN MAN-MADE FIB FABRIC	106 182	301 406	139 009
042 RICE	35 712	4 929	2 301	654 OTH WOVEN TEXTILE FABRIC	106 346	152 394	70 251
043 BARLEY UNMILLED	3 059 145	139 438	62 177	655 KNIT ETC FABRICS	23 560	60 093	27 746
044 MAIZE UNMILLED	10 059 390	605 071	275 347	656 LACE, RIBBONS, TULLE, ETC	10 134	51 065	23 480
045 CEREALS NES UNMILLED	458 331	20 264	9 280	657 SPECIAL TEXTILE ETC PROD	125 349	134 260	61 559
046 WHEAT ETC MEAL OR FLOUR	543 654	49 124	22 752	658 TEXTILE ARTICLES NES	17 251	49 034	22 752
047 OTHER CEREAL MEALS, FLOUR	45 557	2 436	1 137	659 FLOOR COVERINGS ETC	37 549	19 660	9 071
048 CEREAL ETC PREPARATIONS	1 951 426	275 665	127 735	661 CEMENT ETC BUILDING PROD	5 658 297	121 277	56 297
054 VEG ETC FRSH, SMPLY PRSVD	3 382 101	400 952	181 808	662 CLAY, REFRACTORY BLDG PROD	2 759 664	120 263	55 963
056 VEGETABLES ETC PRSVD, PREPD	1 670 499	326 363	150 027	663 OTH NONMETAL MINERAL MFS	1 325 754	213 857	99 232
057 FRUIT, NUTS, FRESH, DRIED	1 726 221	254 446	119 678	664 GLASS	872 454	121 805	56 653
058 FRUIT PRESERVED, PREPARED	532 207	77 733	35 807	665 GLASSWARE	519 116	161 932	74 754
061 SUGAR AND HONEY	2 034 961	234 102	107 577	666 POTTERY	72 800	39 807	18 473
062 SUGAR PREPS NON-COCOA	97 649	62 555	28 676	667 PEARL, PREC., SEMI-P STONE	20	7 718	3 564
071 COFFEE AND SUBSTITUTES	17 249	16 906	7 661	671 PIG IRON ETC	1 132 319	123 188	56 449
072 COCOA	30 034	24 416	11 512	672 IRON, STL PRIMARY FORMS	1 950 909	169 066	77 149
073 CHOCOLATE AND PRODUCTS	172 596	126 701	59 159	673 IRON AND STEEL SHAPES	5 377 370	568 243	260 735
075 SPICES	9 903	4 551	2 110	674 IRN, STL UNIV, PLATE, SHEET	7 297 354	887 791	409 401
081 FEEDING STUFF FOR ANIMLS	1 638 434	80 324	37 150	675 IRON, STEEL HOOP, STRIP	1 783 788	277 600	127 979
091 MARGARINE AND SHORTENING	1 318	293	136	676 RAILWAY RAILS ETC IRN, STL	1 518	320	155
098 EDIBLE PRODUCTS, PREPS NES	367 966	80 321	37 151	677 IRN, STL WIRE EXCL W ROD	560 087	119 296	54 814
111 NON-ALCOHL BEVERAGES NES	1 721 060	68 707	31 871	678 IRN, STL TUBES, PIPES, ETC	1 490 296	289 197	132 108
112 ALCOHOLIC BEVERAGES	4 394 851	1 206 429	560 045	679 IRN, STL CASTINGS UNWORKE	86 185	23 972	11 085
121 TOBACCO UNMNFCTRO, REFUSE	47 217	33 707	16 021	681 SILVER, PLATINUM, ETC	401	24 145	11 128
122 TOBACCO MFRS	50 732	39 146	18 153	682 COPPER EXC CEMENT COPPER	790 710	346 213	159 116
211 HIDES, SKINS, UNDRESSED	45 475	18 185	8 510	683 NICKEL	46 420	65 601	29 947
212 FUR SKINS UNDRESSED	425	4 203	2 021	684 ALUMINIUM	1 305 721	619 749	287 383
222 SEEDS FOR 'SOFT' FIXED OIL	5 440 011	626 929	283 543	685 LEAD	162 723	16 289	7 527
223 SEEDS FOR OTH FIXED OILS	6 562	1 026	470	686 ZINC	439 178	89 041	41 082
232 NATURAL RUBBER, GUMS	3 516	770	346	687 TIN	222	655	305
233 RUBBER, SYNTHETIC, RECLAIMD	993 060	275 370	126 621	689 NON-FER BASE METALS NES	40 504	38 321	17 611
244 CORK RAW AND WASTE	3 780	184	84	691 STRUCTURES AND PARTS NES	754 696	196 629	91 625
245 FUEL WOOD NES, CHARCOAL	64 489	1 975	894	692 METAL TANKS, BOXES, ETC	108 617	60 350	27 961
246 PULPWOOD, CHIPS, WOODWASTE	2 551 310	18 540	8 600	693 WIRE PRODUCTS NON ELECTR	222 672	45 095	20 763
247 OTH WOOD ROUGH, SQUARED	2 486 034	85 377	39 006	694 STL, COPPR NAILS, NUTS, ETC	136 733	69 258	31 907
248 WOOD SHAPED	1 114 112	91 341	42 121	695 TOOLS	34 004	147 817	68 430
251 PULP AND WASTE PAPER	1 112 285	77 205	35 635	696 CUTLERY	2 721	12 570	5 819
261 SILK	45	277	126	697 BASE MTL HOUSEHOLD EQUIP	80 979	77 660	36 205
263 COTTON	45 867	4 973	2 279	699 OTHER METAL MANUFACTURES	356 499	318 700	147 416
265 VEG FIBRE, EXCL COTN JUTE	8 600	2 443	1 125	711 STEAM BOILERS & AUX PLNT	3 587	1 527	724
266 SYNTHETIC FIBRE TO SPIN	95 597	49 164	22 562	712 STEAM ENGINES, TURBINES	3 571	10 815	4 911
267 OTHER MAN-MADE FIBRES	35 011	6 854	3 146	713 INTRNL COMBUS PISTN ENGN	235 198	495 378	227 706
268 WOOL(EXC TOPS), ANML HAIR	32 711	32 013	14 652	714 ENGINES & MOTORS NES	6 990	239 492	109 777
269 WASTE OF TEXTILE FABRICS	1 634	2 773	1 721	716 ROTATING ELECTRIC PLANT	187 966	253 781	116 681
271 FERTILIZERS, CRUDE	30 644	842	377	718 OTH POWER GENERATG MACHY	11 436	26 238	12 286
273 STONE, SAND AND GRAVEL	80 959 394	57 263	45 471	721 AGRIC MACHY, EXC TRACTORS	137 899	114 880	52 827
274 SULPHUR ETC	5 076	131	60	722 TRACTORS NON-ROAD	35 448	33 563	15 509
277 NATURAL ABRASIVES NES	215	321	157	723 CIVIL ENGINEERG EQUIP ETC	307 844	258 812	119 802
278 OTHER CRUDE MINERALS	12 435 588	137 383	63 586	724 TEXTILE, LEATHER MACHNRY	40 677	111 959	51 443
282 IRON AND STEEL SCRAP	2 615 609	58 242	26 824	725 PAPER ETC MILL MACHINERY	24 372	57 893	27 029
287 BASE METAL DRES, CONC NES	53 016	16 330	7 759	726 PRINTG, BKBINDG MACHY, PTS	20 893	55 830	26 221
288 NONFERR METAL SCRAP NES	967 173	200 191	92 198	727 FOOD MACHRY NON-DOESTIC	6 798	19 432	8 979
289 PREC METAL ORE, WASTE NES	170	3 558	1 553	728 OTH MACHY FOR SPCL INDUS	116 477	245 691	115 431
291 CRUDE ANIMAL MTRIALS NES	83 856	39 081	18 008	736 MACHINE TOOLS FOR METAL	130 466	169 024	78 597
292 CRUDE VEG MATERIALS NES	209 013	89 767	40 830	737 METALWORKING MACHNRY NES	99 648	68 552	30 951
322 COAL, LIGNITE, PEAT	4 131 245	99 427	45 639	741 HEATING, COOLING EQUIPMNT	129 620	232 110	107 883
323 BRIQUETS, COKE, SEMI-COKE	1 079 134	30 128	13 773	742 PUMPS FOR LIQUIDS ETC	54 145	174 728	80 609
333 CRUDE PETROLEUM	3 203	120	55	743 PUMPS NES, CENTRIFUGES ETC	117 140	191 776	89 005
334 PETROLEUM PRODUCTS, REFIN	16 211 628	697 188	316 693	744 MECHANICAL HANDLING EQU	264 470	162 957	75 547
335 RESIDUAL PETRLM PROD NES	2 424 770	100 090	45 815	745 NONELEC MACHY, TOOLS NES	36 913	75 611	34 820
351 ELECTRIC ENERGY, MWH	225 587	22 618	10 711	749 NONELEC MACHY PTS, ACC NES	363 709	677 309	312 342
411 ANIMAL OILS AND FATS	131 074	11 159	5 050	751 OFFICE MACHINES	8 642	55 449	25 809
423 FIXED VEG OILS, SOFT	96 753	13 316	6 030	752 AUTOMTIC DATA PROD EQUIP	24 535	825 866	389 186
424 FIXED VEG OIL NONSOFT	30 238	6 634	3 009	759 OFFICE & ADP MCH PTS, ACC	20 697	721 518	334 605
431 PROCESD ANML VEG OIL, ETC	136 686	10 283	4 708	761 TELEVISION RECEIVERS	24 615	65 635	30 473
511 HYDROCARBONS NES, DERIVS	2 477 275	266 560	121 900	762 RADIO BROADCAST RECEIVRS	8 238	83 034	37 780
512 ALCOHOLS, PHENOLS, ETC	837 323	206 397	94 727	763 SOUND RECORDS, PHONOGRAPH	1 289	8 707	3 962
513 ORGANIC ACIDS, ETC	1 592 031	336 565	155 384	764 TELECOM EQPT, PTS, ACC NES	60 139	381 244	176 431
514 NITROGEN-FUNCTN COMPOUNDS	1 473 608	516 845	238 953	765 ELECTRIC POWER MACHY NES	95 941	90 283	41 552
515 ORG-INORG COMPOUNDS ETC	262 701	189 005	86 928	772 SWITCHGEAR ETC & PTS NES	88 871	502 305	232 164
516 OTHER ORGANIC CHEMICALS	550 336	123 146	56 400	773 ELECTR DISTRIBUTING MACH	121 983	102 568	47 202
522 INORG ELEMENTS, OXIDES, ETC	3 542 261	204 650	93 754	774 ELECTRO-MEDCL, XRAY EQUIP	4 320	63 796	29 662
523 OTHR INORGANIC CHEMICALS	692 470	95 486	44 039	775 HOUSEHOLD TYPE EQUIP NES	170 943	250 504	116 396
524 RADIOACTIVE ETC MATERIAL	14 903	775 685	369 036	776 TRANSISTORS, VALVES, ETC	55 105	615 546	282 642
531 SYNT DYE, NAT INODO, LAKES	27 181	60 533	27 976	778 ELECTRICAL MACHINERY NES	367 791	523 078	241 994
532 DYES NES, TANNING PROCS	20 358	5 820	2 675	781 PASS MOTOR VEH EXC BUSES	1 949 923	2 513 555	1 157 662
533 PIGMENTS, PAINTS, ETC	451 908	207 243	96 022	782 LORRIES, SPCL MTR VEH NES	203 753	179 083	82 963
541 MEDICINAL ETC PRODUCTS	132 623	557 639	257 123	783 ROAD MOTOR VEHICLES NES	16 745	27 629	12 895
551 ESSENTL OIL, PERFUME, ETC	26 784	93 775	42 943	784 MOTOR VEHCL PTS, ACC NES	1 683 486	1 879 655	865 444
553 PERFUMERY, COSMETICS, ETC	173 590	516 156	238 756	785 MOTOR & OTHER CYCLES ETC	42 234	79 970	36 459
554 SOAPS, CLEANING ETC PREPS	277 682	74 034	33 866	786 VEH NES NONMOTR, TRAILERS	193 797	146 349	67 782
562 FERTILIZERS MANUFACTURED	3 202 654	88 136	40 529	791 RAILWAY VEHICLES	80 589	31 542	14 662
572 EXPLOSIVES, PYROTECH PROD	1 098	6 148	2 834	792 AIRCRAFT	39 332	3 957 664	1 829 753
582 PROD OF CONDENSATION ETC	520 251	308 455	141 662	793 SHIPS AND BOATS	16 742	23 182	10 601
583 PROD OF POLYMERIZING ETC	5 022 964	1 110 881	513 680	812 PLUMBG, HEATNG, LGHTNG EQU	248 577	136 500	63 075
584 CELLULOSE DERIVATIVES ETC	173 995	89 770	41 226	821 FURNITURE	311 881	238 179	109 771
585 PLASTIC MATERIALS NES	168 000	46 145	21 316	831 TRAVEL GOODS, HANDSAGS	7 588	28 962	13 380
591 PESTICIDES, DISINFECTANTS	144 326	171 139	77 585	842 MENS OUTERWEAR NOT KNIT	9 978	60 541	27 833
592 STARCH, INULIN, GLUTEN, ETC	738 170	125 948	57 719	843 WOMENS OUTERWEAR NONKNIT	25 410	310 632	143 522
				844 UNDERWEAR NOT KNIT	857	12 175	5 652
				845 OUTERWEAR KNIT NONELASTC	17 321	178 742	82 848



## 7 IMPORTS AND EXPORTS (SPECIAL TRADE) BY COUNTRIES OF PRODUCTION AND CONSUMPTION AND BY GROUPS OF THE SITC-REV. II 1986

GROUP DESCRIPTION	DT * 100 KG	1 000 DM	1 000 \$	GROUP DESCRIPTION	DT * 100 KG	1 000 DM	1 000 \$
846 UNDERWEAR KNITTED	12 749	125 232	57 201	423 FIXED VEG OILS,SOFT	680 881	81 796	37 328
847 TXTL CLTHNG ACCESSRY NES	4 820	30 090	13 931	424 FIXED VEG OIL NONSOFT	197 617	28 450	13 039
848 HEADGEAR,NONTXTL CLOTHNG	9 578	51 808	24 142	431 PROCSO ANML VEG OIL,ETC	425 087	64 453	29 517
851 FOOTWEAR	77 714	270 325	125 287	511 HYDROCARBONS NES,DERIVS	1 832 009	216 483	99 177
871 OPTICAL INSTRUMENTS	702	74 370	33 943	512 ALCOHOLS,PHENOLS,ETC	1 234 266	224 459	102 915
872 MEDICAL INSTRUMENTS NES	12 921	110 048	51 168	513 ORGANIC ACIDS,ETC	1 228 247	316 659	145 252
873 METERS & COUNTERS NES	4 665	17 771	8 204	514 NITROGEN-FUNCTN COMPOUNDS	841 871	339 761	156 220
874 MEASURNG,CONTROLNG INSTR	50 626	497 420	228 742	515 ORG-INORG COMPOUNDS ETC	185 623	220 569	101 617
881 PHOTO APPAR & EQUIPT NES	2 892	21 952	10 136	516 OTHER ORGANIC CHEMICALS	583 598	172 488	79 567
882 PHOTO,CINEMA SUPPLIES	79 110	177 974	82 195	522 INORG ELEMNTS,OXIDES,ETC	4 006 439	301 222	138 397
883 DEVELOPED CINEMA FILM	173	2 761	1 273	523 OTHR INORGANIC CHEMICALS	1 787 826	201 995	93 169
884 OPTICAL GOODS NES	4 423	102 097	46 957	524 RADIOACTIVE ETC MATERIAL	10 821	188 909	89 002
885 WATCHES AND CLOCKS	5 829	61 464	28 345	531 SYNT DYE,NAT INDGO,LAKES	130 083	211 907	97 389
892 PRINTED MATTER	239 787	136 085	63 316	532 DYES NES,TANNING PRODS	41 192	8 542	3 950
893 ARTICLES OF PLASTIC NES	488 763	368 232	170 120	533 PIGMENTS,PAINTS,ETC	1 055 241	444 195	205 415
894 TOYS,SPORTING GOODS,ETC	80 868	119 126	55 725	541 MEDICINAL ETC PRODUCTS	80 595	341 190	157 447
895 OFFICE SUPPLIES NES	16 500	29 752	13 833	551 ESSENTL OIL,PERFUME,ETC	7 251	21 519	9 890
896 WORKS OF ART ETC	1 081	41 060	18 934	553 PERFUMERY,COSMETICS,ETC	82 453	100 197	45 976
897 GOLD,SILVER WARE,JEWELRY	364	31 052	14 528	554 SOAPS,CLEANING ETC PREPS	1 057 389	269 185	124 314
898 MUSICAL INSTRUMENTS,PTS	97 365	274 402	126 614	562 FERTILIZERS MANUFACTURED	3 114 255	106 526	48 718
899 OTHER MANUFACTURED GOODS	37 350	100 715	46 478	572 EXPLOSIVES,PYROTECH PROD	2 405	5 828	2 658
941 ZOO ANIMALS,PETS	453	2 123	976	582 PROD OF CONDENSATION ETC	2 024 574	831 826	382 053
951 WAR FIREARMS,AMMUNITION	752	1 466	677	583 PROD OF POLYMERIZING ETC	4 935 225	1 565 160	721 497
961 COIN NONGOLD,NONCURRENT	8	1 389	651	584 CELLULOSE DERIVATIVES ETC	103 363	80 349	36 858
971 GOLD,NON MONETARY NES	19	34 584	16 005	585 PLASTIC MATERIALS NES	34 664	26 439	12 174
972 GOLD COIN		2 456	1 154	591 PESTICIDES,DISINFECTANTS	438 402	550 295	252 404
EXPORTS	177 070 366	62 331 292	28 750 181	592 STARCH,INULIN,GLUTEN,ETC	340 046	101 027	46 481
001 LIVE ANIMALS	199 182	77 048	35 759	598 MISC CHEMICAL PRODS NES	3 330 219	732 408	337 947
011 MEAT FRESH,CHILLO,FROZEN	1 191 802	751 262	347 678	611 LEATHER	22 779	84 846	39 385
012 MEAT DRIED,SALTED,SMOKED	12 890	16 096	7 483	612 LEATHER ETC MANUFACTURES	17 489	51 905	23 841
014 MEAT PREPD,PRSVDO,NES ETC	65 186	51 633	23 905	613 FUR SKINS TANNED,DRESSED	675	12 788	5 820
022 MILK AND CREAM	177 989	24 625	11 601	621 MATERIALS OF RUBBER	236 341	130 982	60 231
023 BUTTER	208 630	55 710	25 627	625 RUBBER TYRES,TUBES	695 388	448 606	207 099
024 CHEESE AND CURD	141 601	99 891	45 962	628 RUBBER ARTICLES NES	58 472	138 654	63 970
025 EGGS,BIRDS,FRESH,PRSVDO	12 619	3 224	1 517	633 CORK MANUFACTURES	1 754	2 314	1 070
034 FISH FRESH,CHILLED,FROZN	121 274	58 175	26 550	634 VENEERS,PLYWOOD,ETC	1 457 135	123 408	56 866
035 FISH SALTED,DRIED,SMOKED	1 214	2 280	1 067	635 WOOD MANUFACTURES NES	346 017	84 365	38 952
036 SHELL FISH FRESH,FROZEN	8 378	5 236	2 394	641 PAPER AND PAPERBOARD	7 844 022	1 410 123	650 655
037 FISH ETC PREPD PRSVDO NES	65 000	43 587	20 267	642 ARTICLES OF PAPER ETC	1 096 491	498 486	230 049
041 WHEAT ETC UNMILLED	666 264	43 445	20 302	651 TEXTILE YARN AND THREAD	634 127	596 634	274 419
042 RICE	26 881	5 612	2 583	652 COTTON FABRICS,WOVEN	229 751	373 751	172 541
043 BARLEY UNMILLED	65 412	3 477	1 646	653 WOVN MAN-MADE FIB FABRIC	152 437	328 325	151 028
044 MAIZE UNMILLED	16 172	1 689	795	654 KTH WOVEN TEXTILE FABRIC	13 087	33 163	15 305
045 CEREALS NES UNMILLED	7 116	473	226	655 KNIT ETC FABRICS	64 416	152 572	70 331
046 WHEAT ETC MEAL OR FLOUR	218 139	21 373	9 858	656 LACE,RIBBONS,TULLE,ETC	9 449	34 415	15 915
047 OTHER CEREAL MEALS, FLOUR	159 570	10 274	4 729	657 SPECIAL TEXTILE ETC PROD	316 464	353 311	162 475
048 CEREAL ETC PREPARATIONS	681 621	259 542	120 735	658 TEXTILE ARTICLES NES	43 855	98 145	45 581
054 VEG ETC FRSH,SMPLY PRSVDO	202 596	37 817	17 380	659 FLOOR COVERINGS ETC	99 891	119 823	55 437
056 VEGTBLES ETC PRSVDO,PREPD	158 835	39 457	18 264	661 CEMENT ETC BUILDING PROD	1 402 577	34 701	16 080
057 FRUIT,NUTS,FRESH,DRIED	209 255	54 795	24 952	662 CLAY,REFRACTORY BLOC PRO	2 638 972	343 466	158 241
058 FRUIT PRESERVED,PREPARED	338 164	133 362	61 723	663 OTH NONMETAL MINERAL MFS	3 717 669	377 581	174 396
061 SUGAR AND HONEY	134 276	25 466	11 716	664 GLASS	944 788	252 650	116 547
062 SUGAR PREPS NON-COCOA	28 639	15 667	7 244	665 GLASSWARE	1 715 249	218 730	101 030
071 COFFEE AND SUBSTITUTES	115 451	191 866	88 251	666 POTTERY	93 656	91 134	41 891
072 COCOA	213 388	189 629	87 496	667 PEARL,PREC-,SEMI-P STONE	33	16 484	7 639
073 CHOCOLATE AND PRODUCTS	222 475	124 121	57 662	671 PIG IRON ETC	3 629 604	190 007	86 609
074 TEA AND MATE	1 190	1 691	770	672 IRON,STL PRIMARY FORMS	4 710 278	345 561	158 222
075 SPICES	6 290	12 503	5 782	673 IRON AND STEEL SHAPES	6 204 353	691 435	316 148
081 FEEDING STUFF FOR ANIMLS	1 262 937	105 757	48 620	674 IRN,STL UNIV,PLATE,SHEET	4 807 067	548 983	251 778
091 MARGARINE AND SHORTENING	304 948	38 706	17 924	675 IRON,STEEL HOOP,STRIP	1 867 575	308 388	141 366
098 EDIBLE PRODUCTS,PREPS NES	330 303	92 540	42 674	676 RAILWAY RAILS ETC IRN,STL	18 328	3 797	1 752
111 NON-ALCOHL BEVERAGES NES	328 290	36 776	16 832	677 IRN,STL WIRE EXCL W ROD	629 574	100 055	45 913
112 ALCOHOLIC BEVERAGES	426 181	68 238	31 468	678 IRON,STL TUBES,PIPES,ETC	1 246 894	305 126	139 878
121 TOBACCO UNMNFCTRD,REFUSE	17 192	1 752	806	679 IRN,STL CASTINGS UNWORKE	197 658	61 405	28 248
122 TOBACCO MFRS	89 643	218 257	101 147	681 SILVER,PLATINUM,ETC	730	51 698	23 805
211 HIDES,SKINS,UNDRESSED	55 500	14 071	6 376	682 COPPER EXC CEMENT COPPER	749 246	421 720	193 518
212 FUR SKINS UNDRESSED	136	3 204	1 434	683 NICKEL	51 083	81 713	37 417
222 SEEDS FOR SOFT-FIXED OIL	10 114	2 210	1 045	684 ALUMINIUM	1 581 931	813 240	374 430
223 SEEDS FOR OTH FIXED OILS	10 830	1 631	762	685 LEAD	107 636	14 965	6 851
232 NATURAL RUBBER,GUMS	19 213	3 818	1 756	686 ZINC	267 628	53 484	24 834
233 RUBBER,SYNTHETIC,RECLAIMD	594 905	129 012	59 114	687 TIN	2 114	4 692	2 109
244 CORK RAW AND WASTE	54	75	33	689 NON-FER BASE METALS NES	5 150	14 016	6 488
245 FUEL WOOD NES,CHARCOAL	2 661	246	112	691 STRUCTURES AND PARTS NES	796 466	320 158	148 148
246 PULPWOOD,CHIPS,WOODWASTE	1 136 702	13 913	6 473	692 METAL TANKS,BOXES,ETC	189 691	103 930	47 765
247 OTH WOOD ROUGH,SQUARED	192 959	7 282	3 408	693 WIRE PRODUCTS NON ELECTR	570 935	107 333	49 423
248 WOOD SHAPED	1 210 962	91 077	42 070	694 STL,COPPR NAILS,NUTS,ETC	219 595	175 157	80 871
251 PULP AND WASTE PAPER	1 304 256	43 338	20 036	695 TOOLS	96 384	343 120	158 522
261 SILK	425	1 252	576	696 CUTLERY	24 574	109 222	50 265
263 COTTON	172 717	33 526	15 464	697 BASE MTL HOUSEHOLD EQUIP	175 930	153 247	70 895
264 JUTE,OTH TEX BAST FIBRES	11 072	935	425	699 OTHER METAL MANUFACTURES	731 222	720 465	332 414
265 VEG FIBRE,EXCL COTN JUTE	850	175	82	700 INDUSTRIAL PLANT,CHAP 84	627	2 433	1 128
266 SYNTHETIC FIBRE TO SPIN	410 898	195 503	89 930	711 STEAM BOILERS & AUX PLNT	6 703	8 052	3 727
267 OTHER MAN-MADE FIBRES	61 795	21 194	9 673	712 STEAM ENGINES,TURBINES	5 628	31 770	14 304
268 WOOL(EXC TOPS),ANML HAIR	11 865	9 531	4 407	713 INTRNL COMBUS PISTN ENGN	437 528	642 726	296 513
269 WASTE OF TEXTILE FABRICS	168 573	17 045	7 883	714 ENGINES & MOTORS NES	2 509	191 428	88 379
271 FERTILIZERS,CRUDE	23 819	212	98	716 ROTATING ELECTRIC PLANT	122 594	271 251	125 819
273 STONE,SAND AND GRAVEL	1 941 124	11 737	5 430	718 OTH POWER GENERATG MACHY	40 068	477 840	219 813
274 SULPHUR ETC	319 415	12 713	5 864	721 AGRIC MACHY,EXC TRACTORS	409 930	442 815	202 595
277 NATURAL ABRASIVES NES	21 421	1 153	533	722 TRACTORS NON-ROAD	315 290	332 679	154 561
278 OTHER CRUDE MINERALS	14 823 918	109 911	50 673	723 CIVIL ENGINEER EQUIP ETC	447 737	379 246	175 028
281 IRON ORE,CONCENTRATES	37 799	324	145	724 TEXTILE,LEATHER MACHNRY	111 077	416 482	192 834
282 IRON AND STEEL SCRAP	1 503 097	36 523	16 647	725 PAPER ETC MILL MACHINERY	54 922	169 682	79 194
287 BASE METAL ORES,CONC NES	561 246	28 136	12 912	726 PRINTG,BKBDNG MACHY,PTS	81 369	357 750	165 996
288 NONFERR METAL SCRAP NES	830 460	44 928	20 635	727 FOOD MACHY NON-DOMESTIC	23 252	93 911	43 797
289 PREC METAL ORE,WASTE NES	142	517	234	728 OTH MACHY FOR SPCL INDUS	353 841	951 976	440 445
291 CRUDE ANIMAL MTRIALS NES	580 846	60 171	27 845	736 MACHINE TOOLS FOR METAL	178 582	565 631	262 585
292 CRUDE VEG MATERIALS NES	101 341	98 110	44 654	737 METALWORKING MACHNRY NES	149 328	130 719	60 327
322 COAL,LIGNITE,PEAT	24 959 098	693 921	319 912	741 HEATING,COOLING EQUIPMNT	169 140	345 316	159 969
323 BRIQUETS,COKE,SEMI-COKE	10 374 994	386 147	176 303	742 PUMPS FOR LIQUIDS ETC	109 160	481 775	222 582
334 PETROLEUM PRODUCTS,REFIN	4 736 789	209 166	96 223	743 PUMPS NES,CENTRIFUGES ETC	197 411	458 322	211 744
335 RESIDUAL PETRLM PROD NES	2 858 594	113 873	52 350	744 MECHANICAL HANDLING EQU	404 257	540 814	250 402
351 ELECTRIC ENERGY, MWH	210 439	21 717	9 322	745 NONELEC MACHY,TOOLS NES	148 904	630 814	292 577
411 ANIMAL OILS AND FATS	259 612	18 554	8 486	749 NONELEC MACH PTS,ACC NES	545 958	1 290 341	552 973
				751 OFFICE MACHINES	50 566	317 336	147 275
				752 AUTOMATIC DATA PROC EQUIP	69 008	1 166 987	539 066



## 7 IMPORTS AND EXPORTS (SPECIAL TRADE) BY COUNTRIES OF PRODUCTION AND CONSUMPTION AND BY GROUPS OF THE SITC-REV. II 1986

GROUP DESCRIPTION	DT * 100 KG	1 000 DM	1 000 \$	GROUP DESCRIPTION	DT * 100 KG	1 000 DM	1 000 \$
759 OFFICE & ADP MCH PTS,ACC	31 157	1 290 539	597 905	246 PULPWOOD,CHIPS,WOODWASTE	737 453	6 232	2 857
761 TELEVISION RECEIVERS	120 501	360 210	167 144	247 OTH WOOD ROUGH,SQUARED	3 485 464	72 150	33 685
762 RADIO BROADCAST RECEIVRS	23 580	107 297	49 492	248 WOOD SHAPED	180 737	15 269	7 155
763 SOUND RECORDRS,PHONOGRPH	55 621	566 972	262 729	251 PULP AND WASTE PAPER	996 765	59 052	27 359
764 TELECOM EQPT,PTS,ACC NES	76 333	515 236	240 889	261 SILK	46	121	60
771 ELECTRIC POWER MACHY NES	74 136	233 267	107 962	263 COTTON	10 763	777	358
772 SWITCHGEAR ETC & PTS NES	123 840	1 135 840	523 289	264 JUTE,OTH TEX BAST FIBRES	20 979	1 421	659
773 ELECTR DISTRIBUTING MACH	165 057	177 004	81 318	265 VEG FIBRE,EXCL COTN JUTE	31 776	7 414	3 462
774 ELECTRO-MEDCL,XRAY EQUIP	7 734	168 235	78 137	266 SYNTHETIC FIBRE TO SPIN	89 292	26 780	13 231
775 HOUSEHOLD TYPE EQUIP NES	667 964	838 577	388 034	267 OTHER MAN-MADE FIBRES	42 799	7 355	3 395
776 TRANSISTORS,VALVES,ETC	107 554	547 006	252 914	268 WOOL(EXC TOPS),ANML HAIR	29 994	28 076	12 932
778 ELECTRICAL MACHINERY NES	417 851	915 612	422 663	269 WASTE OF TEXTILE FABRICS	24 914	1 461	675
781 PASS MOTOR VEH EXC BUSES	1 946 547	3 524 743	1 636 252	271 FERTILIZERS,CRUDE	12 341	1 082	480
782 LORRIES,SPCL MTR VEH NES	674 090	841 651	390 498	273 STONE,SAND AND GRAVEL	7 225 800	20 918	9 744
783 ROAD MOTOR VEHICLES NES	257 891	405 408	188 699	274 SULPHUR ETC	18 036	697	322
784 MOTOR VEHL PTS,ACC NES	1 828 381	2 223 776	1 027 262	277 NATURAL ABRASIVES NES	21	8 083	3 698
785 MOTOR & OTHER CYCLES ETC	27 687	54 455	25 196	278 OTHER CRUDE MINERALS	10 008 858	75 801	35 288
786 VEH NES NONMOTR,TRAILERS	309 886	249 250	115 182	281 IRON ORE,CONCENTRATES	336 982	527	244
791 RAILWAY VEHICLES	49 594	28 052	12 881	282 IRON AND STEEL SCRAP	1 301 490	28 000	12 890
792 AIRCRAFT	40 243	4 364 597	1 987 454	287 BASE METAL ORES,CONC NES	69 396	32 484	15 005
793 SHIPS AND BOATS	12 219	17 005	7 931	288 NONFERR METAL SCRAP NES	367 559	67 331	31 068
801 INDUSTRIAL PLANT,CHAP 90	10	283	134	289 PREC METAL ORE,WASTE NES	305	15 832	7 304
812 PLUMBGB,HEATING,LGHTNG EQU	282 672	256 256	118 612	291 CRUDE ANIMAL MTRIALS NES	76 870	14 994	6 958
821 FURNITURE	1 044 064	734 278	339 520	292 CRUDE VEG MATERIALS NES	156 813	51 943	24 118
831 TRAVEL GOODS,HANDBAGS	28 451	45 087	20 859	322 COAL,LIGNITE,PEAT	2 920 497	49 733	22 648
842 MENS OUTERWEAR NOT KNIT	14 698	128 300	59 751	323 BRIQUETS,COKE,SEMI-COKE	2 426 922	63 680	29 761
843 WOMENS OUTERWEAR NONKNIT	18 610	227 824	104 944	334 PETROLEUM PRODUCTS,REFIN	34 852 662	1 116 063	511 402
844 UNDERWEAR NOT KNIT	4 164	26 458	12 215	335 RESIDUAL PETRLM PROD NES	1 951 610	86 561	40 226
845 OUTERWEAR KNIT NONELASTC	11 393	103 333	47 908	351 ELECTRIC ENERGY, MWH	7 632	34 652	16 066
846 UNDERWEAR KNITTED	10 811	66 394	30 816	411 ANIMAL OILS AND FATS	118 482	10 270	4 610
847 TXTL CLTHNG ACCESSRYS NES	6 966	53 157	24 606	423 FIXED VEG OILS,SOFT	253 516	35 524	16 193
848 HEADGEAR,NONTXTL CLOTHNG	6 903	53 112	24 786	424 FIXED VEG OIL NONSOFT	42 382	6 034	2 799
851 FOOTWEAR	20 703	109 568	50 875	431 PROCESD ANML VEG OIL,ETC	316 523	31 576	14 428
871 OPTICAL INSTRUMENTS	2 529	168 006	77 512	511 HYDROCARBONS NES,DERIVS	3 032 709	293 846	134 429
872 MEDICAL INSTRUMENTS NES	31 527	189 743	87 494	512 ALCOHOLS,PHENOLS,ETC	1 099 345	130 727	60 653
873 METERS & COUNTERS NES	4 386	25 812	11 890	513 ORGANIC ACIDS,ETC	1 026 393	172 807	79 925
874 MEASURING,CONTROLNG INSTR	73 827	1 066 360	493 546	514 NITROGEN-FUNCTN COMPOUNDS	731 898	250 334	115 483
881 PHOTO APPAR & EQUIPY NES	18 932	170 264	78 653	515 ORG-INORG COMPOUNDS ETC	773 544	286 188	131 385
882 PHOTO,CINEMA SUPPLIES	117 917	277 035	127 544	516 OTHER ORGANIC CHEMICALS	777 380	98 924	45 296
883 DEVELOPED CINEMA FILM	53	1 233	589	522 INORG ELEMNTS,OXIDES,ETC	3 729 235	216 026	99 583
884 OPTICAL GOODS NES	1 507	68 457	31 590	523 OTHR INORGANIC CHEMICALS	2 656 569	141 445	65 442
885 WATCHES AND CLOCKS	14 128	153 297	70 631	524 RADIOACTIVE ETC MATERIAL		5 013	2 305
892 PRINTED MATTER	1 310 779	628 799	289 268	531 SYNT DYE,NAT INDGO,LAKES	21 478	30 179	13 927
893 ARTICLES OF PLASTIC NES	858 077	832 728	384 357	532 DYES NES,TANNING PRODS	811	1 388	658
894 TOYS,SPORTING GOODS,ETC	147 814	293 168	137 705	533 PIGMENTS,PAINTS,ETC	511 399	223 776	103 366
895 OFFICE SUPPLIES NES	36 546	123 129	56 648	541 MEDICINAL ETC PRODUCTS	44 484	278 293	128 691
896 WORKS OF ART ETC	432	37 461	17 362	551 ESSENTL OIL,PERFUME,ETC	3 789	7 420	3 386
897 GOLD,SILVER WARE,JEWELRY	1 355	68 684	31 870	553 PERFUMERY,COSMETICS,ETC	69 551	63 764	29 435
898 MUSICAL INSTRUMENTS,PTS	123 993	399 543	184 360	554 SOAPS,CLEANING ETC PREPS	544 075	104 322	48 274
899 OTHER MANUFACTURED GOODS	73 457	142 937	65 993	562 FERTILIZERS MANUFACTURED	9 824 983	228 535	105 444
941 ZOO ANIMALS,PETS	108	517	238	572 EXPLOSIVES,PYROTECH PROD	2 725	6 237	2 888
951 WAR FIREARMS,AMMUNITION	558	8 141	3 786	582 PROD OF CONDENSATION ETC	1 121 682	565 309	261 065
961 COIN NONGOLD,NONCURRENT	40	205	103	583 PROD OF POLYMERIZING ETC	5 330 951	175 727	541 644
971 GOLD,NON MONETARY NES	54	18 930	8 583	584 CELLULOSE DERIVATIVES ETC	88 285	72 011	33 211
972 GOLD COIN		139	65	585 PLASTIC MATERIALS NES	44 896	9 768	4 519
				591 PESTICIDES,DISINFECTANTS	62 164	108 059	47 995
				592 STARCH,INULIN,GLUTEN,ETC	277 107	75 182	34 690
				598 MISC CHEMICAL PRODS NES	3 075 524	500 674	231 334
				611 LEATHER	9 121	35 215	16 185
				612 LEATHER ETC MANUFACTURES	3 511	5 804	2 644
				613 FUR SKINS TANNED,DRESSED	3 691	26 450	12 027
				621 MATERIALS OF RUBBER	212 057	107 813	49 898
				625 RUBBER TYRES,TUBES	391 184	249 940	114 451
				628 RUBBER ARTICLES NES	22 186	46 426	21 331
				634 VENEERS,PLYWOOD,ETC	2 199 067	154 827	72 088
				635 WOOD MANUFACTURES NES	101 132	38 640	18 029
				641 PAPER AND PAPERBOARD	1 583 051	478 504	221 342
				642 ARTICLES OF PAPER ETC	198 160	80 659	37 334
				651 TEXTILE YARN AND THREAD	407 209	338 350	155 727
				652 COTTON FABRICS,WOVEN	61 323	110 614	51 040
				653 WOVN MAN-MADE FIB FABRIC	112 124	221 132	102 166
				654 OTH WOVEN TEXTILE FABRIC	27 041	42 622	19 700
				655 KNIT ETC FABRICS	15 055	29 792	13 827
				656 LACE,RIBBONS,TULLE,ETC	8 554	13 914	6 372
				657 SPECIAL TEXTILE ETC PROD	198 972	206 067	95 146
				658 TEXTILE ARTICLES NES	26 160	44 081	20 425
				659 FLOOR COVERINGS ETC	1 011 738	615 223	284 171
				661 CEMENT ETC BUILDING PROD	6 095 773	78 114	36 614
				662 CLAY,REFRACTORY BLDG PROD	886 740	62 435	29 084
				663 OTH NONMETAL MINERAL MFS	1 314 551	125 468	58 175
				664 GLASS	2 343 080	312 977	145 407
				665 GLASSWARE	410 453	54 385	25 166
				666 POTTERY	17 206	19 502	9 122
				667 PEARL,PREC-,SEMI-P STONE			
				671 PIG IRON ETC	182 925	84 541	38 903
				672 IRON,STL PRIMARY FORMS	6 273 256	599 857	276 557
				673 IRON AND STEEL SHAPES	7 658 670	663 034	304 958
				674 IRN,STL UNIV,PLATE,SHEET	9 918 310	1 105 226	507 927
				675 IRON,STEEL HOOP,STRIP	2 566 996	256 806	118 225
				676 RAILWAY RAILS ETC IRN,STL	10 593	3 420	1 600
				677 IRN,STL WIRE EXCL W ROD	909 081	185 821	85 347
				678 IRON,STL TUBES,PIPES,ETC	605 572	76 830	35 307
				679 IRN,STL CASTINGS UNWORKE	34 216	10 607	4 886
				681 SILVER,PLATINUM,ETC	919	42 487	20 057
				682 COPPER EXC CEMENT COPPER	1 447 888	593 962	273 092
				683 NICKEL	1 799	2 152	1 014
				684 ALUMINIUM	606 475	275 804	126 741
				685 LEAD	224 459	22 865	10 486
				686 ZINC	729 744	128 673	59 578
				687 TIN	3 377	3 836	1 740
				689 NON-FER BASE METALS NES	35 505	25 731	11 951
				691 STRUCTURES AND PARTS NES	458 953	142 847	66 720
				692 METAL TANKS,BOXES,ETC	280 303	104 569	48 267
				693 WIRE PRODUCTS NON ELECTR	647 757	159 110	72 952
				694 STL,COPPR NAILS,NUTS,ETC	118 959	30 545	14 123
BELGIUM LUX							
IMPORTS							
001 LIVE ANIMALS.	58 371	25 718	11 710	613 FUR SKINS TANNED,DRESSED	3 691	26 450	12 027
011 MEAT FRESH,CHILLD,FROZEN	604 642	311 614	144 260	621 MATERIALS OF RUBBER	212 057	107 813	49 898
012 MEAT DRIED,SALTED,SMOKED	32 184	29 529	13 696	625 RUBBER TYRES,TUBES	391 184	249 940	114 451
014 MEAT PREPD,PRSRVD,NES ETC	170 014	110 511	51 313	628 RUBBER ARTICLES NES	22 186	46 426	21 331
022 MILK AND CREAM	1 616 878	378 189	174 047	634 VENEERS,PLYWOOD,ETC	2 199 067	154 827	72 088
023 BUTTER	104 784	54 395	24 836	635 WOOD MANUFACTURES NES	101 132	38 640	18 029
024 CHEESE AND CURD	24 189	23 431	11 101	641 PAPER AND PAPERBOARD	1 583 051	478 504	221 342
025 EGGS,BIROS,FRESH,PRSRVD	272 235	53 694	24 760	642 ARTICLES OF PAPER ETC	198 160	80 659	37 334
034 FISH FRESH,CHILLED,FROZN	16 867	10 709	5 007	651 TEXTILE YARN AND THREAD	407 209	338 350	155 727
035 FISH SALTED,DRIED,SMOKED	83	161	76	652 COTTON FABRICS,WOVEN	61 323	110 614	51 040
036 SHELL FISH FRESH,FROZEN	2 471	6 586	3 054	653 WOVN MAN-MADE FIB FABRIC	112 124	221 132	102 166
037 FISH ETC PREPD PRSRVD NES	6 582	8 144	3 768	654 OTH WOVEN TEXTILE FABRIC	27 041	42 622	19 700
041 WHEAT ETC UNMILLED	837 608	37 551	17 571	655 KNIT ETC FABRICS	15 055	29 792	13 827
042 RICE	207 056	60 316	27 694	656 LACE,RIBBONS,TULLE,ETC	8 554	13 914	6 372
043 BARLEY UNMILLED	247 233	10 990	4 942	657 SPECIAL TEXTILE ETC PROD	198 972	206 067	95 146
044 MAIZE UNMILLED	6 568	1 577	739	658 TEXTILE ARTICLES NES	26 160	44 081	20 425
045 CEREALS NES UNMILLED	74 434	3 210	1 464	659 FLOOR COVERINGS ETC	1 011 738	615 223	284 171
046 WHEAT ETC MEAL OR FLOUR	183 688	11 177	5 195	661 CEMENT ETC BUILDING PROD	6 095 773	78 114	36 614
047 OTHER CEREAL MEALS,FLOUR	19 816	1 271	590	662 CLAY,REFRACTORY BLDG PROD	886 740	62 435	29 084
048 CEREAL ETC PREPARATIONS	658 274	120 034	55 584	663 OTH NONMETAL MINERAL MFS	1 314 551	125 468	58 175
054 VEG ETC FRSH,SMPLY PRSRVD	1 598 159	208 941	96 056	664 GLASS	2 343 080	312 977	145 407
056 VEGETABLES ETC PRSRVD,PREPD	1 091 511	126 510	57 880	665 GLASSWARE	410 453	54 385	25 166
057 FRUIT,NUTS,FRESH,DRIED	250 333	36 744	17 100	666 POTTERY	17 206	19 502	9 122
058 FRUIT PRESERVED,PREPARED	236 146	54 237	25 067	667 PEARL,PREC-,SEMI-P STONE			
061 SUGAR AND HONEY	902 041	95 019	44 011	671 PIG IRON ETC	182 925	84 541	38 903
062 SUGAR PREPS NON-COCOA	53 677	23 154	10 681	672 IRON,STL PRIMARY FORMS	6 273 256	599 857	276 557
071 COFFEE AND SUBSTITUTES	21 596</						



7 IMPORTS AND EXPORTS (SPECIAL TRADE) BY COUNTRIES OF PRODUCTION AND CONSUMPTION AND BY GROUPS OF THE SITC-REV. II 1986

GROUP DESCRIPTION	DT * 100 KG	1 000 DM	1 000 \$	GROUP DESCRIPTION	DT * 100 KG	1 000 DM	1 000 \$
695 TOOLS	18 214	83 191	38 573	056 VEGTBLES ETC PRSVD,PREPD	82 679	22 865	10 571
696 CUTLERY	536	2 785	1 270	057 FRUIT,NUTS,FRESH,DRIED	85 448	29 267	13 479
697 BASE MTL HOUSEHOLD EQUIP	33 818	37 146	17 300	058 FRUIT PRESERVED,PREPARED	531 254	90 489	41 584
699 OTHER METAL MANUFACTURES	200 521	139 234	64 252	061 SUGAR AND HONEY	108 700	20 676	9 641
711 STEAM BOILERS & AUX PLNT	1 343	2 152	992	062 SUGAR PREPS NON-COCOA	42 432	17 659	8 159
712 STEAM ENGINES,TURBINES	9 018	1 971	898	071 COFFEE AND SUBSTITUTES	160 506	219 858	101 188
713 INTRNL COMBUS PISTN ENGN	18 593	35 041	16 185	072 COCOA	48 314	43 084	20 074
714 ENGINES & MOTORS NES	776	26 152	11 363	073 CHOCOLATE AND PRODUCTS	128 178	69 145	32 150
716 ROTATING ELECTRIC PLANT	13 424	48 923	22 509	074 TEA AND MATE	1 116	1 614	741
718 OTH POWER GENERATG MACHY	961	1 825	844	075 SPICES	4 739	4 697	2 170
721 AGRIC MACHY,EXC TRACTORS	46 083	48 822	22 144	081 FEEDING STUFF FOR ANIMLS	1 701 916	115 598	53 702
722 TRACTORS NON-ROAD	1 682	1 644	753	091 MARGARINE AND SHORTENING	264 093	27 395	12 521
723 CIVIL ENGINEER EQUIP ETC	134 585	121 280	56 345	098 EDIBLE PRODUCTS,PREPS NES	261 184	81 557	37 669
724 TEXTILE,LEATHER MACHNRY	43 502	111 091	51 129	111 NON-ALCOHL BEVERAGES NES	565 918	41 299	19 029
725 PAPER ETC MILL MACHINERY	17 810	18 076	8 338	112 ALCOHOLIC BEVERAGES	157 502	35 730	16 576
726 PRINTG,BKBDNG MACHY,PTS	8 830	22 745	10 421	121 TOBACCO UNMNFCTRD,REFUSE	1 814	608	286
727 FOOD MACHRY NON-DOMESTIC	2 218	4 725	2 172	122 TOBACCO MFRS	43 138	79 041	36 431
728 OTH MACHY FOR SPCL INDUS	80 576	114 601	53 529	211 HIDES,SKINS,UNDRESSED	57 279	20 173	9 320
736 MACHINE TOOLS FOR METAL	56 375	78 890	36 685	212 FUR SKINS UNDRESSED	603	9 906	4 383
737 METALWORKING MACHNRY NES	126 618	62 314	28 828	222 SEEDS FOR'SOFT'FIXED OIL	806 668	83 715	38 986
741 HEATING,COOLING EQUIPMNT	42 918	48 461	22 529	223 SEEDS FOR OTH FIXED OILS	7 377	1 365	640
742 PUMPS FOR LIQUIDS ETC	7 491	15 436	7 124	232 NATURAL RUBBER,GUMS	3 312	862	403
743 PUMPS NES,CENTRIFUGES ETC	66 228	119 764	55 487	233 RUBBER,SYNTHTIC,RECLAIMD	508 310	85 311	39 268
744 MECHANICAL HANDLING EQU	98 162	82 085	37 833	245 FUEL WOOD NES,CHARCOAL	6 198	826	376
745 NONELEC MACHY,TOOLS NES	16 127	28 885	13 447	246 PULPWOOD,CHIPS,WOODWASTE	606 946	7 039	3 295
749 NONELEC MACH PTS,ACC NES	92 409	185 244	86 644	247 OTH WOOD ROUGH,SQUARED	107 161	6 205	2 843
751 OFFICE MACHINES	2 852	15 321	7 283	248 WOOD SHAPED	762 580	42 987	19 930
752 AUTOMATIC DATA PROC EQUIP	8 496	159 897	74 447	251 PULP AND WASTE PAPER	133 063	16 550	7 659
759 OFFICE & ADP MCH PTS,ACC	7 773	122 813	56 922	261 SILK	84	158	75
761 TELEVISION RECEIVERS	46 312	135 441	63 994	263 COTTON	34 066	7 212	3 283
762 RADIO BROADCAST RECEIVRS	4 890	14 783	6 856	264 JUTE,OTH TEX BAST FIBRES	3 007	163	73
763 SOUND RECORDORS,PHONOGRPH	11 557	99 369	46 407	265 VEG FIBRE,EXCL COTN JUTE	4 091	380	182
764 TELECOM EQPT,PTS,ACC NES	27 978	172 074	80 238	266 SYNTHETIC FIBRE TO SPIN	274 271	136 710	62 940
771 ELECTRIC POWER MACHY NES	21 891	37 177	17 163	267 OTHER MAN-MADE FIBRES	98 876	30 232	13 891
772 SWITCHGEAR ETC & PTS NES	19 320	191 376	88 657	268 WOOL(EXC TOPS),ANML HAIR	38 648	15 434	7 102
773 ELECTR DISTRIBUTING MACH	160 612	90 300	41 900	269 WASTE OF TEXTILE FABRICS	294 195	22 545	10 358
774 ELECTRO-MEDCL,XRAY EQUIP	831	11 575	5 386	271 FERTILIZERS,CRUDE	242 269	2 464	1 135
775 HOUSEHOLD TYPE EQUIP NES	15 197	29 919	13 769	273 STONE,SAND AND GRAVEL	19 586 051	32 301	15 084
776 TRANSISTORS,VALVES,ETC	13 457	90 550	41 784	274 SULPHUR ETC	209 621	7 633	3 508
778 ELECTRICAL MACHINERY NES	235 130	337 089	154 986	277 NATURAL ABRASIVES NES	90 176	1 503	701
781 PASS MOTOR VEH EXC BUSES	3 537 045	5 510 316	2 552 682	278 OTHER CRUDE MINERALS	21 010 660	72 156	33 128
782 LORRIES,SPCL MTR VEH NES	185 952	217 517	100 814	281 IRON ORE,CONCENTRATES	147 103	245	113
783 ROAD MOTOR VEHICLES NES	21 223	29 547	13 749	282 IRON AND STEEL SCRAP	6 096 946	124 930	57 479
784 MOTOR VEHCL PTS,ACC NES	792 113	551 853	255 164	287 BASE METAL ORES,CONC NES	420 759	34 891	15 827
785 MOTOR & OTHER CYCLES ETC	13 768	20 680	9 438	288 NONFERR METAL SCRAP NES	1 204 290	75 540	34 397
786 VEH NES NONMOTR,TRAILERS	52 964	43 183	20 095	289 PREC METAL ORE,WASTE NES	2 828	3 784	1 817
791 RAILWAY VEHICLES	6 215	2 393	1 078	291 CRUDE ANIMAL MTRIALS NES	528 663	23 572	10 807
792 AIRCRAFT	2 079	44 299	20 542	292 CRUDE VEG MATERIALS NES	50 469	28 551	13 271
793 SHIPS AND BOATS	12 468	5 129	2 370	322 COAL,LIGNITE,PEAT	18 905 844	505 625	232 821
812 PLUMBG,HEATING,LIGHTNG EQU	322 873	133 516	62 102	323 BRIQUETS,COKE,SEMI-COKE	16 930 299	612 385	281 726
821 FURNITURE	293 857	284 825	132 178	324 PETROLEUM PRODUCTS,REFIN	4 282 479	177 900	81 666
831 TRAVEL GOODS,HANDBAGS	29 226	30 031	13 918	335 RESIDUAL PETRLM PROD NES	1 111 802	64 003	29 575
842 MENS OUTERWEAR NOT KNIT	35 267	148 665	69 010	351 ELECTRIC ENERGY, MWH	2 356 525	219 507	101 208
843 WOMENS OUTERWEAR NONKNIT	18 028	114 534	52 727	411 ANIMAL OILS AND FATS	99 413	6 090	2 856
844 UNDERWEAR NOT KNIT	427	2 905	1 348	423 FIXED VEG OILS,SOFT	239 875	22 056	10 108
845 UNDERWEAR KNIT NONELASTC	5 756	33 848	15 869	424 FIXED VEG OIL NONSOFT	46 758	6 796	3 128
846 UNDERWEAR KNITTED	2 287	14 936	6 851	431 PROCESD ANML VEG OIL,ETC	257 999	38 088	17 537
847 TXLT CLTHNG ACCESSRYS NES	2 583	11 852	5 550	511 HYDROCARBONS NES,DERIVS	3 956 482	396 325	181 351
848 HEADGEAR,NONTXTL CLOTHNG	20 152	29 519	13 692	512 ALCOHOLS,PHENOLS,ETC	910 148	145 259	66 896
851 FOOTWEAR	4 351	9 068	4 160	513 ORGANIC ACIDS,ETC	687 271	124 241	57 302
871 OPTICAL INSTRUMENTS	164	2 071	976	514 NITROGEN-FUNCTN COMPOUNDS	592 315	189 706	87 210
872 MEDICAL INSTRUMENTS NES	5 676	40 575	18 676	515 ORG-INORG COMPOUNDS ETC	122 120	113 848	52 457
873 METERS & COUNTERS NES	87	587	276	516 OTHER ORGANIC CHEMICALS	1 401 710	246 583	113 207
874 MEASURNG,CONTROLNG INSTR	26 798	104 720	48 843	522 INORG ELEMNTS,OXIDES,ETC	5 698 833	203 430	93 698
881 PHOTO APPAR & EQUIPT NES	3 676	25 408	11 778	523 OTHR INORGANIC CHEMICALS	3 420 608	170 108	78 872
882 PHOTO,CINEMA SUPPLIES	129 439	285 621	131 405	524 RADIOACTIVE ETC MATERIAL	410	11 052	5 117
883 DEVELOPED CINEMA FILM	15	315	143	531 SYNT DYE,NAT INDGO,LAKES	41 933	88 324	40 776
884 OPTICAL GOODS NES	82	2 556	1 178	532 DYES NES,TANNING PRODS	14 218	3 335	1 538
885 WATCHES AND CLOCKS	1 702	7 012	3 258	533 PIGMENTS,PAINTS,ETC	600 359	262 425	121 560
892 PRINTED MATTER	92 673	81 372	37 824	541 MEDICINAL ETC PRODUCTS	64 910	392 375	181 541
893 ARTICLES OF PLASTIC NES	356 869	252 292	117 252	551 ESSENTL OIL,PERFUME,ETC	6 441	14 682	6 726
894 TOYS,SPORTING GOODS,ETC	22 475	50 213	23 276	553 PERFUMERY,COSMETICS,ETC	106 645	72 116	33 435
895 OFFICE SUPPLIES NES	7 256	11 274	5 220	554 SOAPS,CLEANING ETC PREPS	764 496	173 376	80 025
896 WORKS OF ART ETC	562	8 483	3 967	562 FERTILIZERS MANUFACTURED	12 397 868	307 053	140 832
897 GOLD,SILVER WARE,JEWELRY	99	4 453	2 080	572 EXPLOSIVES,PYROTECH PROD	12 616	6 875	3 194
898 MUSICAL INSTRUMENTS,PTS	6 054	31 931	14 737	582 PROD OF CONDENSATION ETC	1 132 015	365 743	168 385
899 OTHER MANUFACTURED GOODS	12 595	30 300	14 071	583 PROD OF POLYMERIZING ETC	3 049 644	747 010	344 376
941 ZOO ANIMALS,PETS	383	348	162	584 CELLULOSE DERIVATIVES ETC	59 758	38 342	17 513
951 WAR FIREARMS,AMMUNITION	220	2 052	939	585 PLASTIC MATERIALS NES	16 243	9 047	4 183
971 GOLD,NON MONETARY NES	283	47 629	22 595	591 PESTICIDES,DISINFECTANTS	73 286	76 256	34 118
972 GOLD COIN		280	132	592 STARCH,INULIN,GLUTEN,ETC	121 065	76 386	35 229
				598 MISC CHEMICAL PRODS NES	3 815 332	484 419	223 489
EXPORTS	184 722 404	37 171 902	17 175 361	605 INDUSTRIAL PLANT,CHAP 73	72	254	110
001 LIVE ANIMALS	424 063	143 068	66 151	611 LEATHER	4 814	25 548	11 727
011 MEAT FRESH,CHILLD,FROZEN	187 656	38 047	17 553	612 LEATHER ETC MANUFACTURES	3 517	10 417	4 833
012 MEAT DRIED,SALTED,SMOKED	5 003	6 936	3 224	613 FUR SKINS TANNED,DRESSED	893	6 875	3 199
014 MEAT PREPD,PRSVD,NES ETC	51 755	39 516	18 346	621 MATERIALS OF RUBBER	291 498	133 144	60 853
022 MILK AND CREAM	1 178 510	110 241	51 335	625 RUBBER TYRES,TUBES	498 283	321 190	148 972
023 BUTTER	458 371	207 644	96 842	628 RUBBER ARTICLES NES	69 388	118 510	54 896
024 CHEESE AND CURD	282 103	175 758	81 356	633 CORK MANUFACTURES	1 090	1 569	730
025 EGGS,BIRDS,FRESH,PRSVD	11 436	2 901	1 329	634 VENEERS,PLYWOOD,ETC	456 603	64 401	29 567
034 FISH FRESH,CHILDED,FROZN	33 204	22 538	10 401	635 WOOD MANUFACTURES NES	317 323	90 334	41 786
035 FISH SALTED,DRIED,SMOKED	470	632	302	641 PAPER AND PAPERBOARD	3 280 290	584 228	269 556
036 SHELL FISH FRESH,FROZEN	923	1 159	525	642 ARTICLES OF PAPER ETC	917 622	347 872	160 355
037 FISH ETC PREPD PRSVD NES	35 623	28 543	13 234	651 TEXTILE YARN AND THREAD	539 074	467 664	215 623
041 WHEAT ETC UNMILLED	824 878	41 928	19 217	652 COTTON FABRICS,WOVEN	48 141	97 964	45 244
042 RICE	11 626	2 328	1 086	653 WOVN MAN-MADE FIB FABRIC	103 287	166 216	76 379
043 BARLEY UNMILLED	508 693	24 293	11 242	654 OTH WOVEN TEXTILE FABRIC	8 620	33 886	15 608
044 MAIZE UNMILLED	11 605	1 186	524	655 KNIT ETC FABRICS	36 379	61 503	28 511
045 CEREALS NES UNMILLED	108 136	4 922	2 367	656 LACE,RIBBONS,TULLE,ETC	8 658	16 701	7 703
046 WHEAT ETC MEAL OR FLOUR	8 554	699	319	657 SPECIAL TEXTILE ETC PROD	154 058	167 321	77 254
047 OTHER CEREAL MEALS,FLOUR	21 716	1 262	582	658 TEXTILE ARTICLES NES	32 167	47 760	22 171
048 CEREAL ETC PREPARATIONS	258 048	91 889	42 552	659 FLOOR COVERINGS ETC	81 260	93 226	43 110
054 VEG ETC FRSH,SMPLY PRSVD	209 657	20 618	9 624	661 CEMENT ETC BUILDING PROD	1 697 820	46 940	21 874
				662 CLAY,REFRACTORY BLOG PRD	1 916 319	150 976	69 791



## 7 IMPORTS AND EXPORTS (SPECIAL TRADE) BY COUNTRIES OF PRODUCTION AND CONSUMPTION AND BY GROUPS OF THE SITC-REV. II 1986

GROUP DESCRIPTION	DT * 100 KG	1 000 DM	1 000 \$	GROUP DESCRIPTION	DT * 100 KG	1 000 DM	1 000 \$
663 OTH NONMETAL MINERAL MFS	2 005 468	164 424	76 163	899 OTHER MANUFACTURED GOODS	43 743	66 519	30 816
664 GLASS	551 072	132 473	61 194	941 ZOO ANIMALS, PETS	169	411	191
665 GLASSWARE	713 252	87 571	40 385	951 WAR FIREARMS, AMMUNITION	700	4 064	1 860
666 POTTERY	40 799	43 280	20 053	961 COIN NONGOLD, NONCURRENT	3	349	158
667 PEARL, PREC., SEMI-P STONE	0	0	0	971 GOLD, NON MONETARY NES	346	138 377	64 914
671 PIC IRON ETC	412 008	59 309	27 120	972 GOLD COIN	26	62 179	28 806
672 IRON, STL PRIMARY FORMS	2 452 542	371 440	170 668				
673 IRON AND STEEL SHAPES	2 142 522	235 891	108 589	NETHERLANDS			
674 IRN, STL UNIV, PLATE, SHEET	2 072 840	263 553	121 235	IMPORTS			
675 IRON, STEEL HOOP, STRIP	774 171	101 579	46 911	557 625 305	47 798 109	21 942 943	
676 RAILWAY RAILS ETC IRN, STL	28 081	4 425	2 000	001 LIVE ANIMALS	1 048 382	303 101	139 446
677 IRN, STL WIRE EXCL W ROD	390 896	67 708	31 198	011 MEAT FRESH, CHILLD, FROZEN	4 732 916	1 891 328	874 365
678 IRON, STL TUBES, PIPES, ETC	791 771	192 807	89 033	012 MEAT DRIED, SALTED, SMOKED	3 132	4 412	2 058
679 IRN, STL CASTINGS UNWORKE	195 414	57 317	26 361	014 MEAT PREPD, PRSVD, NES ETC	175 706	117 665	54 303
681 SILVER, PLATINUM, ETC	277	12 996	6 175	022 MILK AND CREAM	1 609 118	499 549	226 865
682 COPPER EXC CEMENT COPPER	297 971	158 025	72 478	023 BUTTER	557 291	376 032	173 764
683 NICKEL	8 120	14 210	6 583	024 CHEESE AND CURO	1 606 353	1 048 843	486 504
684 ALUMINIUM	645 037	322 922	148 871	025 EGGS, BIRDS, FRESH, PRSRVD	2 730 006	542 647	250 238
685 LEAD	29 645	6 843	3 119	034 FISH FRESH, CHILLED, FROZN	376 209	105 987	48 997
686 ZINC	131 554	22 857	10 691	035 FISH SALTED, DRIED, SMOKED	119 218	35 935	16 704
687 TIN	2 455	5 179	2 394	036 SHELL FISH FRESH, FROZEN	31 625	14 444	6 682
689 NON-FER BASE METALS NES	3 398	8 329	3 860	037 FISH ETC PREPD PRSVD NES	126 681	69 209	32 102
691 STRUCTURES AND PARTS NES	444 606	165 747	76 772	041 WHEAT ETC UNMILLED	1 996 986	90 778	41 309
692 METAL TANKS, BOXES, ETC	231 740	80 936	37 370	042 RICE	40 561	6 619	3 121
693 WIRE PRODUCTS NON ELECTR	388 564	62 270	28 699	043 BARLEY UNMILLED	166 470	7 796	3 466
694 STL, COPPR NAILS, NUTS, ETC	165 783	127 522	58 988	044 MAIZE UNMILLED	162 316	9 350	4 053
695 TOOLS	77 745	200 681	92 849	045 CEREALS NES UNMILLED	248 454	10 497	4 687
696 CUTLERY	7 330	37 253	17 257	046 WHEAT ETC MEAL OR FLOUR	122 979	7 100	3 291
697 BASE MTL HOUSEHOLD EQUIP	88 249	94 652	43 765	047 OTHER CEREAL MEALS, FLOUR	96 943	5 947	2 765
699 OTHER METAL MANUFACTURES	590 356	558 694	258 283	048 CEREAL ETC PREPARATIONS	908 346	179 928	83 139
700 INDUSTRIAL PLANT, CHAP 84	11 150	21 418	9 263	054 VEG ETC FRSH, SMPLY PRSVD	16 408 600	1 696 129	777 106
703 INDUSTRIAL PLANT, CHAP 85	510	803	376	056 VEGETABLES ETC PRSVD, PREPD	2 612 544	431 992	199 801
711 STEAM BOILERS & AUX PLNT	11 015	13 790	6 333	057 FRUIT, NUTS, FRESH, DRIED	566 254	76 391	36 009
712 STEAM ENGINES, TURBINES	1 980	13 808	6 632	058 FRUIT PRESERVED, PREPARED	746 732	154 221	71 326
713 INTRNL COMBUS PISTN ENGN	401 452	598 305	277 138	061 SUGAR AND HONEY	2 023 963	116 694	53 991
714 ENGINES & MOTORS NES	527	56 519	25 058	062 SUGAR PREPS NON-COCOA	162 011	72 092	33 454
716 ROTATING ELECTRIC PLANT	93 736	150 523	69 471	071 COFFEE AND SUBSTITUTES	38 665	40 110	18 730
718 OTH POWER GENERATG MACHY	10 761	139 536	63 833	072 COCOA	292 067	241 566	112 117
721 AGRIC MACHY, EXC TRACTORS	68 004	78 934	36 379	073 CHOCOLATE AND PRODUCTS	566 780	290 804	134 197
722 TRACTORS NON-ROAD	45 409	49 737	23 035	074 TEA AND MATE	438	318	147
723 CIVIL ENGINEERG EQUIP ETC	144 374	114 962	53 176	075 SPICES	16 682	6 185	2 892
724 TEXTILE, LEATHER MACHNRY	57 362	182 874	84 766	081 FEEDING STUFF FOR ANIMLS	9 464 032	505 242	233 104
725 PAPER ETC MILL MACHINERY	35 023	85 193	39 471	091 MARGARINE AND SHORTENING	150 571	25 243	11 386
726 PRINTG, BKBINDG MACHY, PTS	28 442	130 606	61 078	098 EDIBLE PRODUCTS, PREPS NES	608 938	193 727	69 350
727 FOOD MACHRY NON-DOMESTIC	10 719	35 072	16 285	111 NON-ALCOHL BEVERAGES NES	1 162 198	47 527	21 977
728 CTH MACHY FOR SPCL INDUS	207 256	464 796	216 102	112 ALCOHOLIC BEVERAGES	69 570	22 688	10 596
736 MACHINE TOOLS FOR METAL	73 320	205 558	96 287	122 TOBACCO MFRS	90 503	146 477	67 765
737 METALWORKING MACHNRY NES	164 905	134 517	62 492	211 HIDES, SKINS, UNDRESSED	140 971	42 718	19 646
741 HEATING, COOLING EQUIPMNT	132 696	239 192	110 721	212 FUR SKINS UNDRESSED	516	9 620	4 608
742 PUMPS FOR LIQUIDS ETC	35 212	134 682	62 195	222 SEEDS FOR SOFT/FIXED OIL	111 814	12 821	6 184
743 PUMPS NES, CENTRIFUGES ETC	133 847	245 756	113 732	223 SEEDS FOR OTH FIXED OILS	45 173	5 582	2 690
744 MECHANICAL HANDLING EQU	240 419	290 792	134 204	232 NATURAL RUBBER, GUMS	1 350	416	187
745 NONELEC MACHY, TOOLS NES	88 089	277 376	128 113	233 RUBBER, SYNTHETIC, RECLAIMD	589 667	146 711	67 747
749 NONELEC MACH PTS, ACC NES	311 513	555 731	256 952	244 CORK RAW AND WASTE	148	82	41
751 OFFICE MACHINES	11 350	59 908	27 969	245 FUEL WOOD NES, CHARCOAL	112 995	1 618	755
752 AUTOMATIC DATA PROC EQUIP	23 180	451 603	207 878	246 PULPWOOD, CHIPS, WOODWASTE	974 317	7 751	3 614
759 OFFICE & ADP MCH PTS, ACC	9 628	161 415	74 803	247 OTH WOOD ROUGH, SQUARED	455 342	6 401	2 980
761 TELEVISION RECEIVERS	37 219	110 194	51 328	248 WOOD SHAPED	211 906	26 126	12 207
762 RADIO BROADCAST RECEIVRS	10 024	83 499	38 563	251 PULP AND WASTE PAPER	2 027 308	62 610	28 878
763 SOUND RECORDRS, PHONOGRPH	13 175	134 648	62 397	263 COTTON	22 468	3 486	1 606
764 TELECOM EQPT, PTS, ACC NES	42 964	328 485	152 942	264 JUTE, OTH TEX BAST FIBRES	7 441	530	244
771 ELECTRIC POWER MACHY NES	55 110	89 654	41 493	265 VEG FIBRE, EXCL COTN JUTE	7 293	566	259
772 SWITCHGEAR ETC & PTS NES	91 101	425 484	196 903	266 SYNTHETIC FIBRE TO SPIN	209 462	90 517	41 665
773 ELECTR DISTRIBUTING MACH	163 173	232 780	107 404	267 OTHER MAN-MADE FIBRES	82 514	13 792	6 308
774 ELECTRO-MEDCL, XRAY EQUIP	3 759	73 219	33 853	268 WOOL(EXC TOPS), ANML HAIR	23 700	11 572	5 324
775 HOUSEHOLD TYPE EQUIP NES	283 347	341 182	158 463	269 WASTE OF TEXTILE FABRICS	146 379	9 674	4 474
776 TRANSISTORS, VALVES, ETC	46 312	152 080	70 424	271 FERTILIZERS, CRUDE	296 074	4 873	2 229
778 ELECTRICAL MACHINERY NES	295 938	509 394	236 029	273 STONE, SAND AND GRAVEL	12 242 140	20 089	9 422
781 PASS MOTOR VEH EXC BUSES	6 247 322	6 930 557	3 201 792	277 NATURAL ABRASIVES NES	3 871	963	446
782 LORRIES, SPCL MTR VEH NES	413 500	352 789	163 615	278 OTHER CRUDE MINERALS	7 777 240	97 154	44 810
783 ROAD MOTOR VEHICLES NES	57 751	84 884	39 616	281 IRON ORE, CONCENTRATES	151 488	2 389	1 100
784 MOTOR VEHCL PTS, ACC NES	2 060 299	2 182 664	1 009 350	282 IRON AND STEEL SCRAP	4 139 718	86 641	39 604
785 MOTOR & OTHER CYCLES ETC	13 898	21 472	9 884	287 BASE METAL DRES, CONC NES	326 924	41 210	18 827
786 VEH NES NONMOTR, TRAILERS	163 996	116 770	53 600	288 NONFERR METAL SCRAP NES	1 221 671	202 974	93 381
791 RAILWAY VEHICLES	20 132	16 659	8 708	289 PREC METAL ORE, WASTE NES	1 548	28 310	13 177
792 AIRCRAFT	362	16 623	7 703	291 CRUDE ANIMAL MTRIALS NES	1 102 440	79 115	36 547
793 SHIPS AND BOATS	6 601	3 396	1 573	292 CRUDE VEG MATERIALS NES	3 094 552	1 936 578	893 800
801 INDUSTRIAL PLANT, CHAP 90	62	652	322	293 COAL, LIGNITE, PEAT	1 162 587	11 691	5 394
812 PLUMB, HEATING, LGHTNG EQU	141 211	130 212	60 463	323 BRIQUETS, COKE, SEMI-COKE	1 373 579	30 752	14 343
821 FURNITURE	726 582	553 225	256 429	333 CRUDE PETROLEUM	1 040 020	24 573	11 545
831 TRAVEL GOODS, HANDBAGS	15 373	31 078	14 388	334 PETROLEUM PRODUCTS, REFIN	206 265 695	7 246 498	3 272 570
842 MENS OUTERWEAR NOT KNIT	21 740	176 115	81 759	335 RESIDUAL PETRLM PROD NES	12 603 119	548 382	252 759
843 WOMENS OUTERWEAR NONKNIT	24 890	322 326	148 162	351 ELECTRIC ENERGY, MWH	535 100	53 788	23 900
844 UNDERWEAR NOT KNIT	4 223	28 592	13 323	411 ANIMAL OILS AND FATS	199 306	12 852	5 887
845 OUTERWEAR KNIT NONELASTC	14 605	158 536	73 302	423 FIXED VEG OILS, SOFT	1 773 776	181 779	82 922
846 UNDERWEAR KNITTED	8 997	65 057	30 178	424 FIXED VEG OIL NONSOFT	560 634	76 433	35 280
847 TXTL CLTHNG ACCESSRYS NES	4 758	31 143	14 468	431 PROCESD ANML VEG OIL, ETC	790 661	80 082	36 607
848 HEADGEAR, NONTXTL CLOTHNG	6 144	60 946	28 562	511 HYDROCARBONS NES, DERIVS	12 332 706	999 000	458 495
851 FOOTWEAR	17 911	103 706	48 001	512 ALCOHOLS, PHENOLS, ETC	7 506 313	309 466	141 717
871 OPTICAL INSTRUMENTS	615	13 471	6 207	513 ORGANIC ACIDS, ETC	1 123 900	201 161	91 934
872 MEDICAL INSTRUMENTS NES	8 157	70 452	32 586	514 NITROGEN-FUNCTN COMPOUNDS	873 042	194 710	88 870
873 METERS & COUNTERS NES	4 417	32 865	15 258	515 ORG-INORG COMPOUNDS ETC	252 816	96 266	44 423
874 MEASURING, CONTROLLING INSTR	23 825	334 949	155 401	516 OTHER ORGANIC CHEMICALS	1 445 246	210 642	96 867
881 PHOTO APPAR & EQUIPT NES	6 458	46 690	21 651	522 INORG ELEMNTS, OXIDES, ETC	6 253 716	330 407	152 173
882 PHOTO, CINEMA SUPPLIES	45 484	136 806	62 887	523 OTHR INORGANIC CHEMICALS	1 962 837	152 104	69 830
883 DEVELOPED CINEMA FILM	74	766	352	524 RADIOACTIVE ETC MATERIAL	2 316	345 681	163 838
884 OPTICAL GOODS NES	916	41 711	19 358	531 SYNT DYE, NAT INDOGO, LAKES	7 342	9 721	4 470
885 WATCHES AND CLOCKS	5 387	34 639	16 049	532 DYES NES, TANNING PRODS	3 261	3 527	1 638
892 PRINTED MATTER	202 484	244 193	113 067	533 PIGMENTS, PAINTS, ETC	475 634	226 449	104 825
893 ARTICLES OF PLASTIC NES	539 395	497 364	230 013	541 MEDICINAL ETC PRODUCTS	38 811	290 839	133 922
894 TOYS, SPORTING GOODS, ETC	69 628	104 181	48 663	551 ESSENTL OIL, PERFUME, ETC	19 580	48 926	22 550
895 OFFICE SUPPLIES NES	10 276	35 437	16 386	553 PERFUMERY, COSMETICS, ETC	44 052	45 877	21 255
896 WORKS OF ART ETC	324	13 025	6 133	554 SOAPS, CLEANING ETC PREPS	482 453	86 251	39 698
897 GOLD, SILVER WARE, JEWELRY	521	53 293	24 759	562 FERTILIZERS MANUFACTURED	10 203 054	305 447	140 053
898 MUSICAL INSTRUMENTS, PTS	19 642	86 445	40 047				



## 7 IMPORTS AND EXPORTS (SPECIAL TRADE) BY COUNTRIES OF PRODUCTION AND CONSUMPTION AND BY GROUPS OF THE SITC-REV. II 1986

GROUP DESCRIPTION	DT = 100 KG	1 000 DM	1 000 \$	GROUP DESCRIPTION	DT = 100 KG	1 000 DM	1 000 \$
572 EXPLOSIVES, PYROTECH PROD	16 651	42 257	20 052	812 PLUMBING, HEATING, LIGHTING EQUI	144 893	89 427	41 734
582 PROD OF CONDENSATION ETC	2 879 728	1 144 364	527 982	821 FURNITURE	296 852	253 371	117 130
583 PROD OF POLYMERIZING ETC	5 866 672	1 378 607	637 119	831 TRAVEL GOODS, HANDBAGS	19 115	34 469	15 945
584 CELLULOSE DERIVATIVES ETC	36 922	25 850	11 868	842 MENS OUTERWEAR NOT KNIT	13 995	70 996	32 933
585 PLASTIC MATERIALS NES	287 569	58 460	26 931	843 WOMENS OUTERWEAR NONKNIT	27 537	187 351	86 784
591 PESTICIDES, DISINFECTANTS	75 626	45 536	20 900	844 UNDERWEAR NOT KNIT	2 517	12 420	5 750
592 STARCH INULIN, GLUTEN, ETC	695 813	118 612	55 211	845 UNDERWEAR KNIT NONELASTIC	20 004	99 538	46 556
598 MISC CHEMICAL PRODS NES	7 757 670	589 374	272 559	846 UNDERWEAR KNITTED	10 587	37 612	17 383
611 LEATHER	20 373	43 226	19 924	847 TEXTILE CLOTHING ACCESSORIES NES	5 470	17 444	8 102
612 LEATHER ETC MANUFACTURES	5 407	7 340	3 396	848 HEADGEAR, NONTEXTILE CLOTHING	12 721	65 549	30 334
613 FUR SKINS TANNED, DRESSED	290	2 925	1 364	851 FOOTWEAR	29 815	102 318	47 521
621 MATERIALS OF RUBBER	76 127	32 926	15 258	871 OPTICAL INSTRUMENTS	783	44 074	20 500
625 RUBBER TYRES, TUBES	367 490	253 167	117 464	872 MEDICAL INSTRUMENTS NES	4 379	45 401	21 110
628 RUBBER ARTICLES NES	41 864	57 563	26 587	873 METERS & COUNTERS NES	1 137	5 876	2 731
633 CORK MANUFACTURES	1 924	1 021	471	874 MEASURING, CONTROLLING INSTR	21 324	440 070	204 487
634 VENEERS, PLYWOOD, ETC	160 162	24 218	11 236	881 PHOTO APPAR & EQUIP NES	3 282	44 074	20 546
635 WOOD MANUFACTURES NES	491 007	96 223	44 678	882 PHOTO, CINEMA SUPPLIES	89 468	249 355	115 865
641 PAPER AND PAPERBOARD	3 932 719	608 802	280 775	883 DEVELOPED CINEMA FILM	72	615	282
642 ARTICLES OF PAPER ETC	1 191 070	329 167	152 148	884 OPTICAL GOODS NES	419	9 322	4 310
651 TEXTILE YARN AND THREAD	473 491	424 267	195 268	885 WATCHES AND CLOCKS	1 518	10 796	5 024
652 COTTON FABRICS, WOVEN	52 631	100 955	46 441	892 PRINTED MATTER	170 125	140 557	65 348
653 WOVEN MAN-MADE FIB FABRIC	70 762	120 558	55 482	893 ARTICLES OF PLASTIC NES	600 503	396 507	183 497
654 OTH WOVEN TEXTILE FABRIC	35 439	61 929	28 516	894 TOYS, SPORTING GOODS, ETC	61 917	72 116	33 772
655 KNIT ETC FABRICS	35 734	66 316	30 521	895 OFFICE SUPPLIES NES	11 987	18 155	8 446
656 LACE, RIBBONS, TULLE, ETC	9 879	13 037	6 031	896 WORKS OF ART ETC	1 484	19 155	8 904
657 SPECIAL TEXTILE ETC PROD	165 115	188 256	87 109	897 GOLD SILVER WARE, JEWELRY	710	10 243	4 781
658 TEXTILE ARTICLES NES	39 051	43 019	19 803	898 MUSICAL INSTRUMENTS, PTS	69 059	184 234	86 164
659 FLOOR COVERINGS ETC	466 393	243 033	112 703	899 OTHER MANUFACTURED GOODS	90 423	117 778	54 710
661 CEMENT ETC BUILDING PROD	1 929 093	49 673	23 144	941 ZOOL ANIMALS, PETS	1 902	3 450	1 597
662 CLAY, REFRACTORY BLDG PRD	5 365 424	186 422	87 191	951 WAR FIREARMS, AMMUNITION	59	138	60
663 OTH NONMETAL MINERAL MFS	2 720 837	141 885	66 211	961 COIN NONGOLD, NONCURRENT	24	1 772	809
664 GLASS	628 002	109 845	51 121	971 GOLD, NON MONETARY NES	66	33 633	15 572
665 GLASSWARE	686 911	65 930	30 538	972 GOLD COIN		974	475
666 POTTERY	57 657	32 638	15 123				
667 PEARL, PREC., SEMI-P. STONE	5	6 958	3 216	EXPORTS	475 960 449	45 457 694	21 008 273
671 PIG IRON ETC	187 196	17 979	8 308				
672 IRON, STL PRIMARY FORMS	2 618 612	195 907	89 958	001 LIVE ANIMALS	497 247	195 120	91 578
673 IRON AND STEEL SHAPES	1 814 946	165 712	77 181	011 MEAT FRESH, CHILLED, FROZEN	199 494	80 000	37 005
674 IRON, STL UNIV. PLATE, SHEET	2 470 616	260 860	119 684	012 MEAT DRIED, SALTED, SMOKED	6 920	5 853	2 726
675 IRON, STEEL HOOP, STRIP	582 014	56 783	26 287	014 MEAT PREP'D, PRSRVD, NES ETC	68 499	51 431	23 955
676 RAILWAY RAILS ETC IRON, STL	46 643	2 121	997	022 MILK AND CREAM	4 417 342	420 014	197 989
677 IRON, STL WIRE EXCL W ROD	149 558	22 900	10 639	023 BUTTER	82 916	38 092	17 151
678 IRON, STL TUBES, PIPES, ETC	138 249	180 707	83 292	024 CHEESE AND CURD	118 686	54 321	25 120
679 IRON, STL CASTINGS UNWORKED	74 126	25 560	11 733	025 EGGS BIRDS, FRESH, PRSRVD	23 344	7 143	3 315
681 SILVER, PLATINUM, ETC	475	48 732	22 380	034 FISH FRESH, CHILLED, FROZEN	72 793	29 585	13 750
682 COPPER EXC CEMENT COPPER	197 948	78 808	36 269	035 FISH SALTED, DRIED, SMOKED	500	466	217
683 NICKEL	2 622	5 084	2 410	036 SHELL FISH FRESH, FROZEN	95 560	16 219	7 772
684 ALUMINIUM	1 113 256	504 284	233 364	037 FISH ETC PREP'D PRSRVD NES	87 645	53 809	25 140
685 LEAD	165 826	17 380	8 136	041 WHEAT ETC UNMILLED	1 138 567	54 549	25 191
686 ZINC	451 937	77 197	35 977	042 RICE	99 195	13 942	6 371
687 TIN	23 015	39 614	18 053	043 BARLEY UNMILLED	224 148	9 510	4 742
689 NON-FER BASE METALS NES	10 140	6 999	3 201	044 MAIZE UNMILLED	655 842	32 118	15 227
691 STRUCTURES AND PARTS NES	758 313	228 156	106 415	045 CEREALS NES UNMILLED	248 739	11 151	5 353
692 METAL TANKS, BOXES, ETC	93 918	49 463	22 926	046 WHEAT ETC MEAL OR FLOUR	623 569	43 039	19 864
693 WIRE PRODUCTS NON ELECTR	323 396	37 603	17 525	047 OTHER CEREAL MEALS, FLOUR	145 150	9 450	4 349
694 STL, COPPER NAILS, NUTS, ETC	162 811	58 065	26 878	048 CEREAL ETC PREPARATIONS	460 219	123 445	57 078
695 TOOLS	66 950	127 515	59 104	054 VEG ETC FRSH, SMPLY PRSRVD	6 480 965	123 977	59 180
696 CUTLERY	3 946	20 731	9 575	056 VEGTBLS ETC PRSRVD, PREP'D	214 974	51 179	23 901
697 BASE METAL HOUSEHOLD EQUIP	76 866	72 012	33 313	057 FRUIT, NUTS, FRESH, DRIED	294 582	54 862	25 287
699 OTHER METAL MANUFACTURES	304 981	234 318	108 395	058 FRUIT PRESERVED, PREPARED	1 209 878	148 381	68 447
711 STEAM BOILERS & AUX PLNT	3 355	2 436	1 185	061 SUGAR AND HONEY	699 420	103 246	49 712
712 STEAM ENGINES, TURBINES	4 715	19 314	8 837	062 SUGAR PREPS NON-COCOA	115 831	44 970	20 757
713 INTRNL COMBUS PISTN ENGN	50 642	72 261	33 242	071 COFFEE AND SUBSTITUTES	135 225	173 342	79 520
714 ENGINES & MOTORS NES	4 612	90 299	42 091	072 COCOA	106 849	106 849	48 682
716 ROTATING ELECTRIC PLANT	14 524	31 964	14 926	073 CHOCOLATE AND PRODUCTS	173 901	91 506	42 308
718 OTH POWER GENERATG MACHY	9 814	9 352	4 371	074 TEA AND MATE	2 237	1 978	918
721 AGRIC MACHY, EXC TRACTORS	117 642	107 420	49 593	075 SPICES	7 696	7 810	3 582
722 TRACTORS NON-ROAD	13 908	6 795	3 113	081 FEEDING STUFF FOR ANIMALS	25 501 648	535 421	250 669
723 CIVIL ENGINEERS EQUIP ETC	84 216	46 529	21 766	091 MARGARINE AND SHORTENING	479 516	44 215	20 025
724 TEXTILE, LEATHER MACHNRY	50 886	84 944	39 367	098 EDIBLE PRODCTS, PREPS NES	410 270	101 274	46 680
725 PAPER ETC MILL MACHINERY	35 034	37 123	17 154	111 NON-ALCOHOL BEVERAGES NES	64 647 131	31 160	14 352
726 PRINTG, BKBINDG MACHY, PTS	22 835	55 279	25 796	112 ALCOHOLIC BEVERAGES	368 083	99 721	46 217
727 FOOD MACHY NON-DOMESTIC	15 434	48 638	22 618	121 TOBACCO UNMFGCTD, REFUSE	8 289	3 303	1 533
728 OTH MACHY FOR SPCL INDUS	125 535	302 152	139 982	122 TOBACCO MFRS	50 615	81 805	37 981
736 MACHINE TOOLS FOR METAL	43 887	72 328	33 696	211 HIDES, SKINS, UNRESSED	258 763	95 602	44 161
737 METALWORKING MACHY NES	38 737	51 829	23 257	212 FUR SKINS UNRESSED	206	4 276	2 024
741 HEATING, COOLING EQUIPMNT	56 916	136 392	63 100	222 SEEDS FOR SOFT/FIXED OIL	420 712	45 341	21 218
742 PUMPS FOR LIQUIDS ETC	36 889	70 587	32 626	223 SEEDS FOR OTH FIXED OILS	19 637	2 732	1 269
743 PUMPS NES, CENTRIFUGES ETC	43 067	95 135	44 205	232 NATURAL RUBBER, GUMS	1 753	411	189
744 MECHANICAL HANDLING EQU	132 548	127 306	59 129	233 RUBBER, SYNTHETIC, RECLAIMED	337 038	56 454	26 049
745 NONELEC MACHY, TOOLS NES	46 350	111 696	51 592	245 FUEL WOOD NES, CHARCOAL	17 424	1 773	805
749 NONELEC MACH PTS, ACC NES	155 676	256 146	116 202	246 PULPWOOD, CHIPS WOODWASTE	1 259 482	15 280	7 103
751 OFFICE MACHINES	15 713	88 927	41 293	247 OTH WOOD ROUGH, SQUARED	815 484	16 894	7 875
752 AUTOMATIC DATA PROC EQUIP	21 055	371 188	171 938	248 WOOD SHAPED	1 804 500	96 038	44 543
759 OFFICE & ADP MCH PTS, ACC	19 216	413 834	191 030	251 PULP AND WASTE PAPER	2 683 407	67 075	30 781
761 TELEVISION RECEIVERS	37 494	99 676	46 023	263 COTTON	62 632	11 166	5 072
762 RADIO BROADCAST RECEIVERS	7 235	23 450	11 006	264 JUTE, OTH TEX BAST FIBRES	6 166	216	98
763 SOUND RECORDERS, PHONOGRPH	8 172	60 667	28 409	265 VEG FIBRE, EXCL COTN JUTE	1 028	145	66
764 TELECOM EQPT, PTS, ACC NES	16 714	168 402	78 562	266 SYNTHETIC FIBRE TO SPIN	72 899	31 665	14 529
771 ELECTRIC POWER MACHY NES	15 327	47 841	22 325	267 OTHER MAN-MADE FIBRES	74 065	14 804	6 810
772 SWITCHGEAR ETC & PTS NES	35 313	241 192	111 367	268 WOOL (EXC TOPS), ANML HAIR	5 458	2 266	1 057
773 ELECTR DISTRIBUTING MACH	66 761	74 444	34 466	269 WASTE OF TEXTILE FABRICS	436 137	32 786	15 077
774 ELECTRO-MEDCL, XRAY EQUIP	18 882	270 651	125 468	271 FERTILIZERS, CRUDE	952 477	3 955	1 821
775 HOUSEHOLD TYPE EQUIP NES	41 285	93 688	43 615	273 STONE, SAND AND GRAVEL	148 746 131	181 259	84 632
776 TRANSISTORS, VALVES, ETC	35 252	214 064	99 062	274 SULPHUR ETC	2 981 716	99 996	45 469
778 ELECTRICAL MACHINERY NES	1 116 863	409 634	189 229	277 NATURAL ABRASIVES NES	2 815 077	6 350	2 940
781 PASS MOTOR VEH EXC BUSES	80 129	92 768	42 785	278 OTHER CRUDE MINERALS	53 149 177	113 068	52 494
782 LORRIES, SPCL MTR VEH NES	173 740	221 114	102 682	281 IRON ORE, CONCENTRATES	9 158	257	119
783 ROAD MOTOR VEHICLES NES	5 410	8 117	3 798	282 IRON AND STEEL SCRAP	3 876 593	99 247	46 576
784 MOTOR VEHCL PTS, ACC NES	373 595	259 629	120 195	287 BASE METAL ORES, CONC NES	442 036	37 943	17 238
785 MOTOR & OTHER CYCLES ETC	45 563	71 051	32 728	288 NONFERR METAL SCRAP NES	774 181	108 060	49 681
786 VEH NES NONMOTR, TRAILERS	110 524	50 167	23 234	289 PREC METAL ORE, WASTE NES	333	1 443	679
791 RAILWAY VEHICLES	16 248	24 475	11 790	291 CRUDE ANIMAL MATERIALS NES	156 035	24 547	11 276
792 AIRCRAFT	4 723	68 391	32 221	292 CRUDE VEG MATERIALS NES	172 588	90 443	42 146
793 SHIPS AND BOATS	339 373	81 560	37 009	322 COAL, LIGNITE, PEAT	14 537 978	176 489	81 461



7 IMPORTS AND EXPORTS (SPECIAL TRADE) BY COUNTRIES OF PRODUCTION AND CONSUMPTION AND BY GROUPS OF THE SITC-REV. II 1986

GROUP DESCRIPTION	DT = 100 KG	1 000 DM	1 000 \$	GROUP DESCRIPTION	DT = 100 KG	1 000 DM	1 000 \$
323 BRIQUETS, COKE, SEMI-COKE	2 286 606	63 352	28 691	742 PUMPS FOR LIQUIDS ETC	60 408	220 431	102 244
334 PETROLEUM PRODUCTS, REFIN	2 794 637	151 252	70 146	743 PUMPS NES, CENTRIFUGES ETC	153 105	351 171	162 535
335 RESIDUAL PETRLM PROD NES	2 161 393	103 720	47 935	744 MECHANICAL HANDLING EQU	315 123	390 527	181 694
351 ELECTRIC ENERGY, MWH	600 307	41 255	17 843	745 NONELEC MACHY, TOOLS NES	87 896	334 799	155 506
411 ANIMAL OILS AND FATS	1 572 029	93 662	42 899	749 NONELEC MACH PYS, ACC NES	359 243	816 532	377 759
423 FIXED VEG OILS, SOFT	2 884 042	234 362	106 891	751 OFFICE MACHINES	36 045	194 214	89 657
424 FIXED VEG OIL NONSOFT	619 788	65 888	30 529	752 AUTOMTIC DATA PROC EQUIP	33 010	578 352	267 356
431 PROCESD ANML VEG OIL, ETC	1 214 356	125 212	57 561	759 OFFICE & ADP MCH PYS, ACC	36 524	401 651	187 014
511 HYDROCARBONS NES, DERIVS	6 143 190	433 784	199 124	761 TELEVISION RECEIVERS	61 986	181 767	84 433
512 ALCOHOLS, PHENOLS, ETC	2 724 853	430 044	197 963	762 RADIO BROADCAST RECEIVRS	15 087	66 614	31 174
513 ORGANIC ACIDS, ETC	2 030 817	326 978	150 340	763 SOUND RECORDRS, PHONOGRPH	27 729	248 687	113 975
514 NITROGEN-PNCTN COMPOUNDS	772 378	970 432	441 233	764 TELECOM EQPT, PYS, ACC NES	37 567	429 442	198 600
515 ORG-INORG COMPOUNDS ETC	283 764	188 702	86 609	771 ELECTRIC POWER MACHY NES	90 799	143 753	66 083
516 OTHER ORGANIC CHEMICALS	2 287 132	319 921	147 493	772 SWITCHGEAR ETC & PYS NES	141 520	649 609	300 173
522 INORG ELEMNTS, OXIDES, ETC	8 157 521	275 996	126 912	773 ELECTR DISTRIBUTING MACH	277 245	243 070	112 490
523 OTHR INORGANIC CHEMICALS	2 262 170	209 182	96 737	774 ELECTRO-MECC, XRAY EQUIP	8 129	138 046	64 523
524 RADIOACTIVE ETC MATERIAL	281	7 046	3 287	775 HOUSEHOLD TYPE EQUIP NES	409 289	506 641	233 990
531 SYNT DYE, NAT INDOG, LAKES	50 089	83 178	38 397	776 TRANSISTORS, VALVES, ETC	31 133	191 332	88 122
532 DYES NES, TANNING PRODS	35 393	8 714	4 027	778 ELECTRICAL MACHINERY NES	233 276	591 042	273 516
533 PIGMENTS, PAINTS, ETC	1 050 506	329 142	152 395	781 PASS MOTOR VEH EXC BUSES	1 360 262	2 016 201	930 933
541 MEDICINAL ETC PRODUCTS	63 449	327 815	152 103	782 LORRIES, SPCL MTR VEH NES	563 679	701 658	323 680
551 ESSENTL OIL, PERFUME, ETC	7 743	18 997	8 767	783 ROAD MOTOR VEHICLES NES	63 372	88 569	40 653
553 PERFUMERY, COSMETICS, ETC	116 437	113 612	52 494	784 MOTOR VEHCL PYS, ACC NES	857 562	923 637	427 852
554 SOAPS, CLEANING ETC PREPS	706 883	154 758	71 412	785 MOTOR & OTHER CYCLES ETC	56 135	83 392	38 510
562 FERTILIZERS MANUFACTURED	4 554 137	120 799	55 515	786 VEH NES NONMOTR, TRAILERS	404 733	303 284	139 633
572 EXPLOSIVES, PYROTECH PROD	6 707	14 954	6 984	791 RAILWAY VEHICLES	162 795	181 595	84 141
582 PROD OF CONDENSATION ETC	1 027 824	441 828	203 966	792 AIRCRAFT	1 734	62 957	28 856
583 PROD OF POLYMERIZING ETC	3 530 055	982 283	453 073	793 SHIPS AND BOATS	284 585	61 884	28 554
584 CELLULOSE DERIVATIVES ETC	48 946	30 601	14 043	812 PLUMB, HEATING, LGHTNG EQU	138 237	171 845	79 877
585 PLASTIC MATERIALS NES	24 081	9 692	4 486	821 FURNITURE	1 337 210	1 003 007	464 166
591 PESTICIDES, DISINFECTANTS	160 182	107 155	48 391	831 TRAVEL GOODS, HANDBAGS	48 377	51 932	24 137
592 STARCH, INULIN, GLUTEN, ETC	342 899	71 715	33 175	842 MENS OUTERWEAR NOT KNIT	68 741	442 287	204 392
598 MISC CHEMICAL PRODS NES	3 179 986	438 238	202 662	843 WOMENS OUTERWEAR NONKNIT	71 448	808 325	371 216
605 INDUSTRIAL PLANT, CHAP 73	594	1 296	634	844 UNDERWEAR NOT KNIT	17 648	84 607	39 043
611 LEATHER	37 264	58 740	26 961	845 OUTERWEAR KNIT NONELASTC	52 213	423 057	195 626
612 LEATHER ETC MANUFACTURES	8 996	18 667	8 663	846 UNDERWEAR KNITTED	30 123	154 500	71 508
613 FUR SKINS TANNED, DRESSED	203	6 358	2 948	847 TXTL CLTHNG ACCESSRYS NES	8 745	57 298	26 527
621 MATERIALS OF RUBBER	253 168	135 555	62 555	848 HEADGEAR, NONTXL CLOTHNG	5 179	69 515	32 594
625 RUBBER TYRES, TUBES	293 228	198 117	91 289	851 FOOTWEAR	42 700	204 704	94 364
628 RUBBER ARTICLES NES	45 394	83 988	38 801	871 OPTICAL INSTRUMENTS	1 870	85 765	39 308
633 CORK MANUFACTURES	1 552	1 818	837	872 MEDICAL INSTRUMENTS NES	20 880	105 993	49 146
634 VENEERS, PLYWOOD, ETC	1 573 232	159 444	74 065	873 METERS & COUNTERS NES	9 629	37 743	17 397
635 WOOD MANUFACTURES NES	436 761	89 106	41 353	874 MEASURING, CONTROLLNG INSTR	42 228	620 666	287 667
641 PAPER AND PAPERBOARD	4 863 105	864 682	399 653	881 PHOTO APPAR & EQUIPT NES	9 858	84 511	39 158
642 ARTICLES OF PAPER ETC	2 306 718	723 321	333 761	882 PHOTO, CINEMA SUPPLIES	54 757	130 217	60 148
651 TEXTILE YARN AND THREAD	531 105	481 221	221 657	883 DEVELOPED CINEMA FILM	80	872	404
652 COTTON FABRICS, WOVEN	179 342	295 718	135 995	884 OPTICAL GOODS NES	1 722	97 537	45 299
653 WOYN MAN-MADE FIB FABRIC	199 105	386 269	178 434	885 WATCHES AND CLOCKS	7 663	71 597	33 182
654 OTH WOVEN TEXTILE FABRIC	49 431	94 529	43 567	892 PRINTED MATTER	517 083	382 969	177 582
655 KNIT ETC FABRICS	70 758	142 664	65 665	893 ARTICLES OF PLASTIC NES	1 241 979	931 572	431 708
656 LACE, RIBBONS, TULLE, ETC	8 512	28 634	13 261	894 TOYS, SPORTING GOODS, ETC	111 921	178 620	83 230
657 SPECIAL TEXTILE ETC PROD	198 016	224 959	103 916	895 OFFICE SUPPLIES NES	27 597	70 406	32 451
658 TEXTILE ARTICLES NES	112 690	153 862	71 249	896 WORKS OF ART ETC	440	35 228	16 260
659 FLOOR COVERINGS ETC	178 377	164 575	76 223	897 GOLD, SILVER WARE, JEWELRY	1 592	133 848	61 973
661 CEMENT ETC BUILDING PROD	19 183 888	257 581	120 112	898 MUSICAL INSTRUMENTS, PYS	83 572	275 513	127 767
662 CLAY, REFRACTORY BLDG PRD	1 074 843	111 001	50 851	899 OTHER MANUFACTURED GOODS	69 497	136 666	63 250
663 OTH NONMETAL MINERAL MFS	3 852 114	232 966	108 265	941 ZOD ANIMALS, PETS	433	1 350	626
664 GLASS	883 816	166 154	77 109	951 WAR FIREARMS, AMMUNITION	1 332	6 385	2 955
665 GLASSWARE	2 160 143	211 387	97 847	961 COIN NONGOLD, NONCURRENT	28	197	92
666 POTTERY	102 522	79 112	36 787	971 GOLD, NON MONETARY NES	54	38 434	17 618
667 PEARL, PREC-, SEMI-P STONE	65	7 510	3 458	972 GOLD COIN		1 523	686
671 PIG IRON ETC	577 391	38 586	17 762				
672 IRON, STL PRIMARY FORMS	1 753 029	123 055	56 860	ITALY			
673 IRON AND STEEL SHAPES	4 781 954	466 447	215 659	IMPORTS	98 201 773	38 091 662	17 621 661
674 IRN, STL UNIV, PLATE, SHEET	3 472 155	477 530	220 156				
675 IRON, STEEL HOOP, STRIP	1 535 758	231 718	106 938	001 LIVE ANIMALS	279	988	450
676 RAILWAY RAILS ETC IRN, STL	231 046	29 915	13 791	011 MEAT FRESH, CHILDO, FROZEN	159 153	59 483	27 117
677 IRN, STL WIRE EXCL W ROD	504 522	90 277	41 510	012 MEAT DRIED, SALTED, SMOKED	14 708	32 711	15 518
678 IRON, STL TUBES, PIPES, ETC	3 568 473	645 008	294 494	014 MEAT PREPD, PRSVD, NES ETC	66 647	78 029	36 015
679 IRN, STL CASTINGS UNWORKE	145 820	59 715	27 506	022 MILK AND CREAM	5 433	477	225
681 SILVER, PLATINUM, ETC	562	66 815	30 569	024 CHEESE AND CURD	91 118	93 188	43 338
682 COPPER EXC CEMENT COPPER	503 052	268 644	123 713	025 EGGS, BIRDS, FRESH, PRSRVD	1 432	1 226	575
683 NICKEL	13 757	23 617	10 994	034 FISH-FRESH, CHILLED, FROZN	31 929	19 869	9 182
684 ALUMINIUM	875 065	450 571	207 552	035 FISH SALTED, DRIED, SMOKED	475	313	149
685 LEAD	84 420	18 044	8 355	036 SHELL FISH FRESH, FROZEN	8 626	6 009	2 764
686 ZINC	127 107	27 258	12 643	037 FISH ETC PREPD PRSVD NES	13 719	12 103	5 622
687 TIN	5 480	8 285	3 665	041 WHEAT ETC UNMILLED	5 201	488	226
689 NON-FER BASE METALS NES	13 222	29 756	13 844	042 RICE	566 235	73 029	33 595
691 STRUCTURES AND PARTS NES	739 568	310 307	144 085	044 MAIZE UNMILLED	195 245	10 204	5 003
692 METAL TANKS, BOXES, ETC	542 545	219 585	101 400	045 CEREALS NES UNMILLED	4 726	1 329	603
693 WIRE PRODUCTS NON ELECTR	426 689	97 381	45 126	046 WHEAT ETC MEAL OR FLOUR	39 977	3 568	1 661
694 STL, COPPR NAILS, NUTS, ETC	313 562	207 831	96 255	047 OTHER CEREAL MEALS, FLOUR	2 539	239	110
695 TOOLS	133 060	338 798	156 623	048 CEREAL ETC PREPARATIONS	627 270	140 339	65 000
696 CUTLERY	11 476	57 121	26 470	054 VEG ETC FRSH, SMPLY PRSVD	5 420 843	530 920	240 062
697 BASE MTL HOUSEHOLD EQUIP	187 531	226 039	105 099	056 VEGTBLES ETC PRSVD, PREPD	1 600 102	209 792	96 449
699 OTHER METAL MANUFACTURES	751 871	671 216	310 676	057 FRUIT, NUTS, FRESH, DRIED	8 831 743	1 259 164	585 187
700 INDUSTRIAL PLANT, CHAP 84	68 176	119 950	56 287	058 FRUIT PRESERVED, PREPARED	2 281 266	991 849	181 342
703 INDUSTRIAL PLANT, CHAP 85	303	1 180	591	061 SUGAR AND HONEY	101 681	14 128	6 486
711 STEAM BOILERS & AUX PLNT	22 295	16 061	7 327	062 SUGAR PREPS NON-COCOA	8 678	8 642	3 996
712 STEAM ENGINES, TURBINES	6 831	69 903	32 098	071 COFFEE AND SUBSTITUTES	17 311	29 661	13 606
713 INTRNL COMBUS PISTN ENGN	180 494	248 316	115 733	072 COCOA	29 376	21 342	9 929
714 ENGINES & MOTORS NES	2 263	117 494	54 883	073 CHOCOLATE AND PRODUCTS	115 045	72 297	33 534
716 ROTATING ELECTRIC PLANT	112 449	232 014	108 208	075 SPICES	13 073	4 192	1 968
718 OTH POWER GENERATG MACHY	22 493	134 143	62 375	081 FEEDING STUFF FOR ANIMLS	131 701	3 842	1 779
721 AGRIC MACHY, EXC TRACTORS	191 378	177 388	81 812	098 EDIBLE PRODUCTS, PREPS NES	223 802	86 279	39 872
722 TRACTORS NON-ROAD	154 745	176 637	81 212	111 NON-ALCOHL BEVERAGES NES	67 878	8 256	3 787
723 CIVIL ENGINEERG EQUIP ETC	312 319	246 621	112 597	112 ALCOHOLIC BEVERAGES	3 308 429	504 431	234 107
724 TEXTILE, LEATHER MACHNRY	61 335	185 221	85 941	121 TOBACCO UNMNFCTRD, REFUSE	124 718	65 699	30 279
725 PAPER ETC MILL MACHINERY	61 392	137 259	64 378	122 TOBACCO MFRS	47	154	73
726 PRINTG, BKBDNG MACHY, PYS	81 719	283 102	131 941	211 HIDES, SKINS, UNDRESSED	73 649	5 038	2 315
727 FOOD MACHRY NON-DOMESTIC	29 994	77 535	35 821	212 FUR SKINS UNDRESSED	80	145	62
728 OTH MACHY FOR SPCL INDOU	268 577	619 743	287 756	223 SEEDS FOR OTH FIXED OILS	1 538	111	52
736 MACHINE TOOLS FOR METAL	134 868	328 304	151 984	232 NATURAL RUBBER, GUMS	2 974	1 258	573
737 METALWORKING MACHNRY NES	76 511	108 507	50 211	233 RUBBER, SYNTHETIC, RECLAIMD	229 740	61 966	28 534
741 HEATING, COOLING EQUIPMNT	223 795	346 651	160 337				



## 7 IMPORTS AND EXPORTS (SPECIAL TRADE) BY COUNTRIES OF PRODUCTION AND CONSUMPTION AND BY GROUPS OF THE SITC-REV. II 1986

GROUP DESCRIPTION	DT * 100 KG	1 000 DM	1 000 \$	GROUP DESCRIPTION	DT * 100 KG	1 000 DM	1 000 \$
246 FUEL WOOD NES, CHARCOAL	7 650	409	189	696 CUTLERY	13 154	43 361	20 045
246 PULPWOOD, CHIPS, WOODWASTE	112 401	2 075	963	697 BASE MTL HOUSEHOLD EQUIP	241 052	248 356	115 291
247 OTH WOOD ROUGH, SQUARED	6 600	194	92	699 OTHER METAL MANUFACTURES	510 241	385 141	178 303
248 WOOD SHAPED	24 454	3 417	1 574	711 STEAM BOILERS & AUX PLNT	528	675	308
251 PULP AND WASTE PAPER	220 331	25 903	11 797	712 STEAM ENGINES, TURBINES	1 124	2 010	931
261 SILK	18	80	39	713 INTRNL COMBUS PISTN ENGN	105 427	215 921	99 330
263 COTTON	23 622	2 525	1 151	714 ENGINES & MOTORS NES	1 152	18 026	8 412
265 VEG FIBRE, EXCL COTN JUTE	668	692	322	716 ROTATING ELECTRIC PLANT	115 523	137 256	63 611
266 SYNTHETIC FIBRE TO SPIN	305 829	124 877	57 224	718 OTH POWER GENERATG MACHY	4 841	13 804	6 580
267 OTHER MAN-MADE FIBRES	10 133	1 726	799	721 AGRIC MACHY, EXC TRACTORS	86 789	67 732	31 116
268 WOOL(EXC TOPS), ANML HAIR	9 091	9 433	4 279	722 TRACTORS NON-ROAD	162 298	153 820	71 003
269 WASTE OF TEXTILE FABRICS	27 880	4 136	1 898	723 CIVIL ENGINEER EQUIP ETC	234 202	128 222	58 884
271 FERTILIZERS, CRUDE	13 588	630	287	724 TEXTILE, LEATHER MACHNRY	83 351	177 137	81 985
273 STONE, SAND AND GRAVEL	1 212 585	40 793	19 058	725 PAPER ETC MILL MACHINERY	67 186	129 872	61 554
274 SULPHUR ETC	0	0	0	726 PRINTG, BKBINDG MACHY, PTS	26 579	81 126	37 276
277 NATURAL ABRASIVES NES	59 877	4 062	1 902	727 FOOD MACHRY NON-DOMESTIC	20 204	44 060	20 459
278 OTHER CRUDE MINERALS	1 557 185	55 787	25 786	728 OTH MACHY FOR SPLCL INDUS	175 478	341 878	157 945
282 IRON AND STEEL SCRAP	30 479	3 852	1 768	736 MACHINE TOOLS FOR METAL	140 107	345 120	161 352
287 BASE METAL ORES, CONC NES	1 758 990	67 250	30 979	737 METALWORKING MACHNRY NES	61 607	114 147	53 062
288 NONFERR METAL SCRAP NES	281 419	46 305	21 465	741 HEATING, COOLING EQUIPMNT	138 507	239 489	111 100
289 PREC METAL ORE, WASTE NES	58	1 344	623	742 PUMPS FOR LIQUIDS ETC	58 272	104 199	48 025
291 CRUDE ANIMAL MTRIALS NES	131 530	10 847	5 027	743 PUMPS NES, CENTRIFUGES ETC	210 131	217 632	100 337
292 CRUDE VEG MATERIALS NES	271 471	186 749	85 787	744 MECHANICAL HANDLING EQU	113 898	102 585	47 535
322 COAL, LIGNITE, PEAT	3 228	219	90	745 NONELEC MACHY, TOOLS NES	67 064	225 521	104 656
333 CRUDE PETROLEUM	1 980 138	51 029	23 166	749 NONELEC MACH PTS, ACC NES	409 017	712 080	329 174
334 PETROLEUM PRODUCTS, REFIN	8 489 024	304 467	139 294	751 OFFICE MACHINES	6 893	47 741	22 372
335 RESIDUAL PETRLM PROD NES	46 934	3 340	1 543	752 AUTOMTIC DATA PROC EQUIP	25 358	395 496	184 442
353 ELECTRIC ENERGY, MWH	1	8 516	4 131	759 OFFICE & ADP MCH PTS, ACC	26 644	620 749	289 801
411 ANIMAL OILS AND FATS	159 359	26 873	12 312	761 TELEVISION RECEIVERS	30 181	86 402	40 686
423 FIXED VEG OILS, SOFT	67 177	28 775	13 406	762 RADIO BROADCAST RECEIVRS	1 793	5 160	2 443
424 FIXED VEG OIL NONSOFT	9 527	2 996	1 356	763 SOUND RECORDRS, PHONOGRPH	454	3 648	1 726
431 PROCESD ANML VEG OIL, ETC	282 917	43 893	20 136	764 TELECOM EQPT, PTS, ACC NES	43 499	165 185	76 583
511 HYDROCARBONS NES, DERIVS	410 562	47 158	21 842	771 ELECTRIC POWER MACHY NES	15 691	33 425	15 527
512 ALCOHOLS, PHENOLS, ETC	338 117	60 617	27 818	772 SWITCHGEAR ETC & PTS NES	41 314	201 530	93 295
513 ORGANIC ACIDS, ETC	486 833	106 166	48 769	773 ELECTR DISTRIBUTING MACH	119 309	91 032	42 250
514 NITROGEN-FUNCTN COMPOUNDS	158 949	189 557	88 162	774 ELECTRO-MEDCL, XRAY EQUIP	5 343	42 883	19 857
515 ORG-INORG COMPOUNDS ETC	40 537	56 893	26 352	775 HOUSEHOLD TYPE EQUIP NES	984 658	750 115	348 538
516 OTHER ORGANIC CHEMICALS	271 070	48 834	22 547	776 TRANSISTORS, VALVES, ETC	228 150	535 432	247 950
522 INORG ELEMNTS, OXIDES, ETC	408 742	49 255	22 835	778 ELECTRICAL MACHINERY NES	187 766	321 811	149 358
523 OTHR INORGANIC CHEMICALS	232 736	29 417	13 809	781 PASS MOTOR VEH EXC BUSES	1 054 680	1 208 081	561 307
524 RADIOACTIVE ETC MATERIAL	7 261	7 261	3 464	782 LORRIES, SPLCL MTR VEH NES	253 921	226 267	104 966
531 SYNT DYE, NAT INDOGO, LAKES	27 052	23 060	10 684	783 ROAD MOTOR VEHICLES NES	23 072	21 589	9 938
532 DYES NES, TANNING PRODS	16 638	4 783	2 266	784 MOTOR VEHCL PTS, ACC NES	1 167 142	1 008 182	464 921
533 PIGMENTS, PAINTS, ETC	100 279	44 083	20 481	785 MOTOR & OTHER CYCLES ETC	155 460	184 798	84 607
541 MEDICINAL ETC PRODUCTS	94 857	259 190	119 655	786 VEH NES NONMOTR, TRAILERS	96 013	42 711	19 646
551 ESSENTL OIL, PERFUME, ETC	15 203	11 953	5 508	791 RAILWAY VEHICLES	2 164	3 501	1 636
553 PERFUMERY, COSMETICS, ETC	50 436	56 899	26 320	792 AIRCRAFT	1 997	242 014	112 607
554 SOAPS, CLEANING ETC PREPS	67 194	20 374	9 503	793 SHIPS AND BOATS	447 870	31 432	14 531
562 FERTILIZERS MANUFACTURED	2 130 786	61 254	28 122	812 PLUMBGB, HEATNG, LGHTNG EQU	484 979	314 665	146 009
572 EXPLOSIVES, PYROTECH PROD	13 201	25 789	12 177	821 FURNITURE	1 105 339	995 385	461 075
582 PROD OF CONDENSATION ETC	1 074 087	314 590	144 935	831 TRAVEL GOODS, HANDBAGS	45 584	238 178	109 865
583 PROD OF POLYMERIZING ETC	2 223 306	666 523	307 586	842 MENS OUTERWEAR NOT KNIT	112 403	652 243	303 095
584 CELLULOSE DERIVATIVES ETC	27 354	19 341	8 923	843 WOMENS OUTERWEAR NONKNIT	111 994	865 867	401 934
585 PLASTIC MATERIALS NES	38 767	9 239	4 261	844 UNDERWEAR NOT KNIT	6 592	67 119	30 927
591 PESTICIDES, DISINFECTANTS	9 555	16 733	7 821	845 OUTERWEAR KNIT NONELASTC	335 539	2 314 259	1 073 821
592 STARCH, INULIN, GLUTEN, ETC	75 765	15 822	7 372	846 UNDERWEAR KNITTED	81 667	370 086	170 228
598 MISC CHEMICAL PRODS NES	427 420	129 055	59 963	847 TXTL CLTHNG ACCESSRYS NES	66 381	269 275	124 279
611 LEATHER	131 146	773 664	357 171	848 HEADGEAR, NONTXTL CLOTHNG	29 661	307 708	143 274
612 LEATHER ETC MANUFACTURES	58 311	101 027	46 727	851 FOOTWEAR	655 227	2 384 618	1 099 393
613 FUR SKINS TANNED, DRESSED	3 462	19 073	8 783	871 OPTICAL INSTRUMENTS	300	4 013	1 831
621 MATERIALS OF RUBBER	143 864	111 711	51 415	872 MEDICAL INSTRUMENTS NES	15 533	56 561	26 192
625 RUBBER TYRES, TUBES	312 645	246 692	115 160	873 METERS & COUNTERS NES	870	2 724	1 252
628 RUBBER ARTICLES NES	76 365	141 290	65 301	874 MEASURNG, CONTROLNG INSTR	44 402	244 584	112 967
633 CORK MANUFACTURES	1 466	2 385	1 108	881 PHOTO APPAR & EQUIPT NES	7 361	41 449	15 297
634 VENEERS, PLYWOOD, ETC	488 918	134 634	62 316	882 PHOTO, CINEMA SUPPLIES	25 328	84 192	38 754
635 WOOD MANUFACTURES NES	141 663	121 513	56 598	883 DEVELOPED CINEMA FILM	391	5 079	2 360
641 PAPER AND PAPERBOARD	2 857 778	546 821	252 920	884 OPTICAL GOODS NES	3 429	93 963	43 322
642 ARTICLES OF PAPER ETC	508 036	158 203	73 267	885 WATCHES AND CLOCKS	4 966	34 412	16 045
651 TEXTILE YARN AND THREAD	568 428	743 687	341 528	892 PRINTED MATTER	165 678	126 469	58 920
652 COTTON FABRICS, WOVEN	79 123	277 616	128 541	893 ARTICLES OF PLASTIC NES	464 299	337 331	156 212
653 WOVN MAN-MADE FIB FABRIC	169 553	559 322	265 654	894 TOYS, SPORTING GOODS, ETC	153 069	211 064	98 053
654 OTH WOVEN TEXTILE FABRIC	158 417	744 039	342 108	895 OFFICE SUPPLIES NES	34 105	60 283	28 040
655 KNIT ETC FABRICS	98 093	223 565	104 042	896 WORKS OF ART ETC	2 666	17 669	8 288
656 LACE, RIBBONS, TULLE, ETC	9 690	18 932	8 779	897 GOLD, SILVER WARE, JEWELRY	1 919	259 555	121 818
657 SPECIAL TEXTILE ETC PROD	140 411	183 687	84 579	898 MUSICAL INSTRUMENTS, PTS	24 878	74 294	34 363
658 TEXTILE ARTICLES NES	26 160	45 505	21 101	899 OTHER MANUFACTURED GOODS	59 559	93 567	43 106
659 FLOOR COVERINGS ETC	18 586	16 809	7 841	941 ZOO ANIMALS, PETS	74	114	51
661 CEMENT ETC BUILDING PROD	4 739 244	386 683	180 871	951 WAR FIREARMS, AMMUNITION	1 322	7 879	3 665
662 CLAY, REFRACTORY BLOC PRO	5 771 918	538 217	249 088	961 COIN NONGOLD, NONCURRENT	5	459	214
663 OTH NONMETAL MINERAL MFS	790 662	109 527	50 850	971 GOLD, NON MONETARY NES	1 046		474
664 GLASS	619 563	188 678	87 424				
665 GLASSWARE	345 719	109 344	50 421	EXPORTS	138 627 389	42 878 699	19 816 971
666 POTTERY	173 155	99 245	46 027	001 LIVE ANIMALS	527 542	266 678	123 087
667 PEARL, PREC-, SEMI-P STONE	43	822	378	011 MEAT FRESH, CHILLD, FROZEN	1 856 270	1 174 038	543 148
671 PIG IRON ETC	389 963	38 638	17 764	012 MEAT DRIED, SALTED, SMOKED	1 131	1 574	729
672 IRON, STL PRIMARY FORMS	999 682	83 226	37 843	014 MEAT PREPD, PRSVD, NES ETC	8 804	8 522	3 942
673 IRON AND STEEL SHAPES	8 446 830	759 447	348 877	022 MILK AND CREAM	16 290 866	1 406 873	653 450
674 IRN, STL UNIV, PLATE, SHEET	1 814 725	248 371	113 822	023 BUTTER	259 724	140 138	65 033
675 IRON, STEEL HOOP, STRIP	421 239	49 460	22 672	024 CHEESE AND CURD	1 382 836	906 388	420 111
676 RAILWAY RAILS ETC IRN, STL	2 071	449	206	025 EGGS, BIRDS, FRESH, PRSVD	184 090	36 478	17 051
677 IRN, STL WIRE EXCL W ROD	394 975	70 740	32 802	034 FISH FALSH, CHILLED, FROZN	27 450	26 445	12 189
678 IRON, STL TUBES, PIPES, ETC	2 739 347	397 049	182 481	035 FISH SALTED, DRIED, SMOKED	696	910	426
679 IRN, STL CASTINGS UNWORKE	24 890	9 104	4 219	036 SHELL FISH FRESH, FROZEN	4 189	4 205	2 001
681 SILVER, PLATINUM, ETC	13	17 962	8 303	037 FISH ETC PREPD PRSVD NES	89 518	62 666	28 981
682 COPPER EXC CEMENT COPPER	231 386	123 619	57 105	041 WHEAT ETC UNMILLED	475 996	25 542	11 754
683 NICKEL	534	1 888	868	042 RICE	791	46	33
684 ALUMINIUM	522 791	266 282	123 255	043 BARLEY UNMILLED	21 610	1 142	529
685 LEAD	1 088	157	74	044 MAIZE UNMILLED	732	476	205
686 ZINC	45 159	9 441	4 412	045 CEREALS NES UNMILLED	30 095	1 542	738
689 NON-FER BASE METALS NES	29 178	20 868	9 597	046 WHEAT ETC MEAL OR FLOUR	870	73	36
691 STRUCTURES AND PARTS NES	157 413	69 278	32 306	047 OTHER CEREAL MEALS, FLOUR	5 509	377	178
692 METAL TANKS, BOXES, ETC	33 135	26 451	12 355	048 CEREAL ETC PREPARATIONS	403 969	134 241	62 152
693 WIRE PRODUCTS NON ELECTR	265 783	43 258	20 056	054 VEG ETC FRSH, SMPLY PRSVD	603 889	35 844	16 375
694 STL, COPPR NAILS, NUTS, ETC	634 954	258 577	119 398	056 VEGTBLES ETC PRSVD, PREPD	140 532	61 860	28 611
695 TOOLS	49 331	192 423	89 730				



## 7 IMPORTS AND EXPORTS (SPECIAL TRADE) BY COUNTRIES OF PRODUCTION AND CONSUMPTION AND BY GROUPS OF THE SITC-REV. II 1986

GROUP DESCRIPTION	DT * 100 KG	1 000 DM	1 000 \$	GROUP DESCRIPTION	DT * 100 KG	1 000 DM	1 000 \$
057 FRUIT, NUTS, FRESH, DRIED	276 505	48 044	22 079	666 POTTERY	129 085	152 462	70 459
058 FRUIT PRESERVED, PREPARED	145 593	41 035	19 042	667 PEARL, PREC., SEMI-P STONE	182	18 085	8 302
061 SUGAR AND HONEY	1 349 755	195 953	88 863	671 PIG IRON ETC	971 260	87 168	40 204
062 SUGAR PREPS NON-COCOA	29 380	16 587	7 721	672 IRON, STL PRIMARY FORMS	4 540 429	335 542	154 161
071 COFFEE AND SUBSTITUTES	2 874	7 882	3 640	673 IRON AND STEEL SHAPES	1 929 719	228 154	105 105
072 COCOA	64 353	43 542	20 080	674 IRN, STL UNIV, PLATE, SHEET	2 415 194	305 100	140 462
073 CHOCOLATE AND PRODUCTS	79 979	55 573	26 154	675 IRON, STEEL HOOP, STRIP	643 118	115 402	53 100
074 TEA AND MATE	1 168	1 566	728	676 RAILWAY RAILS ETC IRN, STL	460 165	16 945	7 708
075 SPICES	5 313	6 927	3 182	677 IRN, STL WIRE EXCL W ROD	95 920	24 700	11 436
081 FEEDING STUFF FOR ANIMLS	347 015	66 592	30 800	678 IRON, STL TUBES, PIPES, ETC	1 276 851	222 078	102 336
091 MARGARINE AND SHORTENING	102 048	19 692	9 103	679 IRN, STL CASTINGS UNWORKE	52 918	17 616	8 078
098 EDIBLE PRODUCTS, PREPS NES	128 350	60 053	27 733	681 SILVER, PLATINUM, ETC	1 114	48 205	22 438
111 NON-ALCOHL BEVERAGES NES	70 048	9 258	4 235	682 COPPER EXC CEMENT COPPER	607 386	313 997	144 376
112 ALCOHOLIC BEVERAGES	884 383	119 481	55 035	683 NICKEL	10 869	31 152	14 325
121 TOBACCO UNMNFCTRO, REFUSE	147	190	94	684 ALUMINIUM	1 061 221	498 614	230 067
122 TOBACCO MFRS	174 684	564 723	260 094	685 LEAD	307 171	34 032	15 621
211 HIDES, SKINS, UNRESSED	492 918	197 766	90 593	686 ZINC	312 161	56 330	26 003
212 FUR SKINS UNRESSED	187	9 122	4 041	687 TIN	3 986	6 380	2 857
222 SEEDS FOR SOFT/FIXED OIL	70 895	9 685	4 339	688 URANIUM, THORIUM, ALLOYS	40	749	357
223 SEEDS FOR OTH FIXED OILS	7 232	988	454	689 NON-FER BASE METALS NES	3 459	4 326	2 001
232 NATURAL RUBBER, GUMS	2 352	558	248	691 STRUCTURES AND PARTS NES	105 638	59 871	27 738
233 RUBBER, SYNTHETIC, RECLAIMD	408 857	104 571	47 956	692 METAL TANKS, BOXES, ETC	52 461	28 230	12 572
245 FUEL WOOD NES, CHARCOAL	1 191	125	56	693 WIRE PRODUCTS NON ELECTR	81 371	44 921	20 655
246 PULPWOOD, CHIPS, WOODWASTE	800 879	17 885	8 227	694 STL, COPPR NAILS, NUTS, ETC	64 439	59 839	27 690
247 OTH WOOD ROUGH, SQUARED	1 896 675	44 901	20 846	695 TOOLS	60 702	243 179	112 503
248 WOOD SHAPED	715 928	37 038	17 118	696 CUTLERY	15 199	61 213	28 052
251 PULP AND WASTE PAPER	1 459 708	51 199	23 676	697 BASE MTL HOUSEHOLD EQUIP	117 185	221 616	102 441
261 SILK	834	4 267	1 971	699 OTHER METAL MANUFACTURES	300 039	380 846	176 179
263 COTTON	100 345	22 618	10 368	700 INDUSTRIAL PLANT, CHAP 84	3 548	8 559	3 708
265 VEG FIBRE, EXCL COTN JUTE	265	138	62	703 INDUSTRIAL PLANT, CHAP 85	65	1 158	499
266 SYNTHETIC FIBRE TO SPIN	639 389	270 689	124 540	711 STEAM BOILERS & AUX PLNT	3 120	6 146	2 931
267 OTHER MAN-MADE FIBRES	236 254	69 051	31 540	712 STEAM ENGINES, TURBINES	939	4 751	2 198
268 WOOL(EXC TOPS), ANML HAIR	48 357	38 105	17 425	713 INTRNL COMBUS PISTN ENGN	93 379	360 212	167 928
269 WASTE OF TEXTILE FABRICS	366 970	34 103	15 648	714 ENGINES & MOTORS NES	1 205	30 739	14 235
271 FERTILIZERS, CRUDE	29 542	444	207	716 ROTATING ELECTRIC PLANT	100 646	242 880	112 355
273 STONE, SAND AND GRAVEL	1 292 155	13 673	6 329	718 OTH POWER GENERATG MACHY	12 903	41 381	19 177
274 SULPHUR ETC	15 516	795	372	721 AGRIC MACHY, EXC TRACTORS	67 431	73 812	33 695
277 NATURAL ABRASIVES NES	333	1 855	867	722 TRACTORS NON-ROAD	51 492	55 481	25 614
278 OTHER CRUDE MINERALS	9 539 936	95 185	44 040	723 CIVIL ENGINEER EQUIP ETC	174 345	172 150	80 363
282 IRON AND STEEL SCRAP	17 043 121	375 822	171 775	724 TEXTILE, LEATHER MACHNRY	152 850	671 827	310 595
287 BASE METAL ORES, CONC NES	313 382	36 347	16 693	725 PAPER ETC MILL MACHINERY	29 040	96 263	44 764
288 NONFERR METAL SCRAP NES	744 307	116 236	53 539	726 PRINTG, BKBDNG MACHY, PTS	64 724	270 984	126 136
289 PREC METAL ORE, WASTE NES	34	89	38	727 FOOD MACHRY NON-DOESTIC	8 249	31 823	14 867
291 CRUDE ANIMAL MTRIALS NES	68 678	29 002	13 414	728 OTH MACHY FOR SPCL INDUS	155 723	485 804	225 638
292 CRUDE VEG MATERIALS NES	82 492	77 306	35 451	736 MACHINE TOOLS FOR METAL	109 767	357 602	167 536
322 COAL, LIGNITE, PEAT	18 653 843	245 523	114 224	737 METALWORKING MACHNRY NES	36 637	105 407	48 346
323 BRIQUETS, COKE, SEMI-COKE	818 239	24 665	11 475	741 HEATING, COOLING EQUIPMNT	77 289	199 579	92 513
334 PETROLEUM PRODUCTS, REFIN	356 072	79 198	36 498	742 PUMPS FOR LIQUIDS ETC	80 124	407 948	188 732
335 RESIDUAL PETRLM PROD NES	657 911	42 048	19 250	743 PUMPS NES, CENTRIFUGES ETC	107 524	331 312	153 227
351 ELECTRIC ENERGY, MWH	4 157 980	268 576	122 758	744 MECHANICAL HANDLING EQU	180 169	247 594	115 261
411 ANIMAL OILS AND FATS	16 472	1 911	869	745 NONELEC MACHY, TOOLS NES	61 381	257 158	119 654
423 FIXED VEG OILS, SOFT	626 784	67 926	30 234	749 NONELEC MACH PTS, ACC NES	351 398	918 919	424 434
424 FIXED VEG OIL NONSOFT	246 769	33 958	15 561	751 OFFICE MACHINES	22 385	142 920	66 282
431 PROCESD ANML VEG OIL, ETC	189 996	34 910	15 903	752 AUTOMATIC DATA PROC EQUIP	46 538	733 775	340 516
511 HYDROCARBONS NES, DERIVS	1 445 137	170 503	77 420	759 OFFICE & ADP MCH PTS, ACC	14 232	456 184	211 208
512 ALCOHOLS, PHENOLS, ETC	1 315 715	222 466	102 292	761 TELEVISION RECEIVERS	195 528	595 126	276 246
513 ORGANIC ACIDS, ETC	1 181 874	258 497	118 975	762 RADIO BROADCAST RECEIVRS	12 998	65 154	29 989
514 NITROGEN-FUNCTN COMPOUNDS	632 995	314 901	144 215	763 SOUND RECORDRS, PHONOGRPH	28 608	292 437	135 050
515 ORG-INORG COMPOUNDS ETC	349 717	372 641	170 877	764 TELECOM EQPT, PTS, ACC NES	18 398	321 694	150 068
516 OTHER ORGANIC CHEMICALS	579 336	150 141	69 317	771 ELECTRIC POWER MACHY NES	26 638	106 249	49 195
522 INORG ELEMNTS, OXIDES, ETC	1 250 001	174 273	80 163	772 SWITCHGEAR ETC & PTS NES	105 272	841 228	389 394
523 OTHR INORGANIC CHEMICALS	1 140 596	149 448	68 654	773 ELECTR DISTRIBUTING MACH	52 054	77 427	35 897
524 RADIOACTIVE ETC MATERIAL	100	20 292	9 349	774 ELECTRO-MEDCL, XRAY EQUIP	5 154	103 314	47 446
531 SYNT DYE, NAT INDOGO, LAKES	195 527	333 293	153 646	775 HOUSEHOLD TYPE EQUIP NES	224 717	306 534	142 047
532 DYES NES, TANNING PRODS	225 118	53 411	24 594	776 TRANSISTORS, VALVES, ETC	71 943	518 732	239 947
533 PIGMENTS, PAINTS, ETC	530 268	343 386	158 906	778 ELECTRICAL MACHINERY NES	335 913	691 739	320 515
541 MEDICINAL ETC PRODUCTS	101 766	730 235	335 542	781 PASS MOTOR VEH EXC BUSES	2 203 502	4 260 903	1 974 087
551 ESSENTL OIL, PERFUME, ETC	14 335	37 523	17 161	782 LORRIES, SPCL MTR VEH NES	745 409	885 021	410 400
553 PERFUMERY, COSMETICS, ETC	62 077	91 816	42 369	783 ROAD MOTOR VEHICLES NES	75 968	133 874	61 904
554 SOAPS, CLEANING ETC PREPS	478 279	156 595	72 126	784 MOTOR VEHCL PTS, ACC NES	724 452	1 183 014	545 340
562 FERTILIZERS MANUFACTURED	2 353 026	106 293	48 326	785 MOTOR & OTHER CYCLES ETC	39 854	100 221	45 347
572 EXPLOSIVES, PYROTECH PROD	10 348	14 039	6 672	786 VEH NES NONMOTR, TRAILERS	90 002	63 435	29 240
582 PROD OF CONDENSATION ETC	1 622 035	808 383	372 372	791 RAILWAY VEHICLES	52 368	37 897	17 909
583 PROD OF POLYMERIZING ETC	4 994 687	1 243 896	574 795	792 AIRCRAFT	2 608	100 687	46 304
584 CELLULOSE DERIVATIVES ETC	144 457	103 433	47 697	793 SHIPS AND BOATS	98 921	37 685	17 863
585 PLASTIC MATERIALS NES	95 947	30 553	14 155	801 INDUSTRIAL PLANT, CHAP 90	35	1 790	804
591 PESTICIDES, DISINFECTANTS	108 945	93 207	42 455	812 PLUMBING, HEATING, LIGHTNG EQU	57 533	68 536	31 815
592 STARCH, INULIN, GLUTEN, ETC	211 292	73 890	34 070	821 FURNITURE	134 824	145 449	67 352
598 MISC CHEMICAL PRODS NES	2 296 317	711 738	328 820	831 TRAVEL GOODS, HANDBAGS	4 609	16 906	7 642
605 INDUSTRIAL PLANT, CHAP 73	113	268	115	842 MENS OUTERWEAR NOT KNIT	3 548	39 690	18 642
611 LEATHER	63 615	59 704	27 433	843 WOMENS OUTERWEAR NONKNIT	3 212	46 784	21 747
612 LEATHER ETC MANUFACTURES	4 901	15 033	6 921	844 UNDERWEAR NOT KNIT	1 700	9 132	4 255
613 FUR SKINS TANNED, DRESSED	851	28 346	13 095	845 OUTERWEAR KNIT NONELASTC	3 172	28 989	13 459
621 MATERIALS OF RUBBER	56 455	48 731	22 477	846 UNDERWEAR KNITTED	4 859	41 323	18 981
625 RUBBER TYRES, TUBES	358 799	252 985	117 052	847 TXTL CLTHNG ACCESSRY NES	3 861	31 551	14 819
628 RUBBER ARTICLES NES	23 569	66 079	30 599	848 HEADGEAR, NONTXTL CLOTHNG	4 809	60 204	28 439
633 CORK MANUFACTURES	531	1 439	666	851 FOOTWEAR	5 767	29 090	13 190
634 VENEERS, PLYWOOD, ETC	442 715	46 728	21 591	871 OPTICAL INSTRUMENTS	1 856	45 891	21 314
635 WOOD MANUFACTURES NES	109 239	26 756	12 406	872 MEDICAL INSTRUMENTS NES	16 574	152 851	70 726
641 PAPER AND PAPERBOARD	3 131 410	589 342	271 726	873 METERS & COUNTERS NES	5 116	24 401	11 321
642 ARTICLES OF PAPER ETC	364 149	155 685	72 055	874 MEASURING, CONTROLLING INSTR	38 234	720 054	334 377
651 TEXTILE YARN AND THREAD	547 154	631 994	291 229	881 PHOTO APPAR & EQUIPT NES	13 500	104 478	48 641
652 COTTON FABRICS, WOVEN	204 575	308 758	142 486	882 PHOTO, CINEMA SUPPLIES	74 147	191 880	88 369
653 WOVN MAN-MADE FIB FABRIC	84 684	195 260	89 827	883 DEVELOPED CINEMA FILM	55	845	385
654 OTH WOVEN TEXTILE FABRIC	14 351	59 859	27 360	884 OPTICAL GOODS NES	1 521	62 258	28 898
655 KNIT ETC FABRICS	17 239	40 311	18 615	885 WATCHES AND CLOCKS	10 257	97 284	45 196
656 LACE, RIBBONS, TULLE, ETC	6 984	26 580	12 189	892 PRINTED MATTER	158 878	166 059	77 047
657 SPECIAL TEXTILE ETC PROD	185 606	247 399	114 134	893 ARTICLES OF PLASTIC NES	270 905	316 984	146 429
658 TEXTILE ARTICLES NES	14 432	37 511	17 353	894 TOYS, SPORTING GOODS, ETC	46 768	90 688	42 365
659 FLOOR COVERINGS ETC	41 804	45 844	21 170	895 OFFICE SUPPLIES NES	20 446	80 717	37 109
661 CEMENT ETC BUILDING PROD	71 286	5 461	2 526	896 WORKS OF ART ETC	129	44 664	20 188
662 CLAY, REFRACTORY BLDG PRD	852 657	101 812	47 064	897 GOLD, SILVER WARE, JEWELRY	259	15 825	7 305
663 OTH NONMETAL MINERAL MFS	622 720	208 507	96 289	898 MUSICAL INSTRUMENTS, PTS	42 157	181 233	83 774
664 GLASS	1 044 524	225 375	104 216	899 OTHER MANUFACTURED GOODS	21 495	78 124	36 081
665 GLASSWARE	176 248	80 553	37 220	941 ZOO ANIMALS, PETS	152	941	439



## 7 IMPORTS AND EXPORTS (SPECIAL TRADE) BY COUNTRIES OF PRODUCTION AND CONSUMPTION AND BY GROUPS OF THE SITC-REV. II 1986

GROUP DESCRIPTION	DT = 100 KG	1 000 DM	1 000 \$	GROUP DESCRIPTION	DT = 100 KG	1 000 DM	1 000 \$
951 WAR FIREARMS, AMMUNITION	836	4 195	1 937	613 FUR SKINS TANNED, DRESSED	1 328	26 976	12 585
971 GOLD, NON MONETARY NES	85	71 859	33 430	621 MATERIALS OF RUBBER	64 622	57 781	26 665
UNTD KINGDOM				625 RUBBER TYRES, TUBES	406 558	276 421	127 322
IMPORTS	280 765 082	29 757 660	13 684 876	628 RUBBER ARTICLES NES	37 498	61 653	28 444
001 LIVE ANIMALS	18 621	12 435	5 780	633 CORK MANUFACTURES	983	747	346
011 MEAT FRESH, CHILLED, FROZEN	509 251	201 914	93 833	634 VENEERS, PLYWOOD, ETC	26 126	7 023	3 245
012 MEAT DRIED, SALTED, SMOKED	451	378	176	635 WOOD MANUFACTURES NES	30 399	7 158	3 312
014 MEAT PREPD, PRSVD, NES ETC	1 336	1 083	501	641 PAPER AND PAPERBOARD	679 676	217 545	100 615
022 MILK AND CREAM	627 647	247 805	110 143	642 ARTICLES OF PAPER ETC	104 957	55 843	25 991
023 BUTTER	13 827	9 486	4 354	651 TEXTILE YARN AND THREAD	236 960	255 507	117 837
024 CHEESE AND CURD	34 327	21 641	10 060	652 COTTON FABRICS, WOVEN	28 383	45 115	20 801
025 EGGS, BIRDS, FRESH, PRSVD	24 689	9 510	4 304	653 WOVN MAN-MADE FIB FABRIC	48 045	47 511	22 175
034 FISH FRESH, CHILLED, FROZEN	110 737	29 407	13 689	654 OTH WOVEN TEXTILE FABRIC	20 364	73 127	33 610
035 FISH SALTED, DRIED, SMOKED	1 162	561	262	655 KNIT ETC FABRICS	15 391	29 947	13 816
036 SHELL FISH FRESH, FROZEN	6 309	10 208	4 735	656 LACE, RIBBONS, TULLE, ETC	2 734	9 928	4 541
037 FISH ETC PREPD PRSVD NES	6 058	5 177	2 394	657 SPECIAL TEXTILE ETC PROD	46 855	66 173	30 618
041 WHEAT ETC UNMILLED	8 905 031	373 068	170 295	658 TEXTILE ARTICLES NES	12 768	24 092	11 069
042 RICE	1 858	706	330	659 FLOOR COVERINGS ETC	18 545	27 966	12 883
043 BARLEY UNMILLED	1 843 841	77 289	37 165	661 CEMENT ETC BUILDING PROD	48 986	8 183	3 812
045 CEREALS NES UNMILLED	3 231	553	274	662 CLAY, REFRACTORY BLDG PRD	298 684	29 950	13 730
046 WHEAT ETC MEAL OR FLOUR	2 561	199	88	663 OTH NONMETAL MINERAL MFS	172 519	112 752	52 066
047 OTHER CEREAL MEALS FLOUR	4 875	415	193	664 GLASS	251 067	65 932	30 638
048 CEREAL ETC PREPARATIONS	546 219	62 367	28 941	665 GLASSWARE	96 166	28 874	13 389
054 VEG ETC FRSH, SMPLY PRSVD	1 183 025	82 333	39 869	666 POTTERY	121 963	70 375	32 496
056 VEGTBLES ETC PRSVD, PREPD	90 274	16 714	7 709	667 PEARL, PREC-, SEMI-P STONE	5	5 921	2 750
057 FRUIT, NUTS, FRESH, DRIED	14 385	2 483	1 176	671 PIG IRON ETC	151 959	39 284	18 028
058 FRUIT PRESERVED, PREPARED	81 217	27 031	12 625	672 IRON, STL PRIMARY FORMS	2 422 543	366 708	168 541
061 SUGAR AND HONEY	44 416	5 091	2 340	673 IRON AND STEEL SHAPES	1 642 858	166 786	77 622
062 SUGAR PREPS NON-COCOA	31 303	15 137	6 959	674 IRN, STL UNIV. PLATE, SHEET	1 942 086	258 208	119 613
071 COFFEE AND SUBSTITUTES	28 886	40 481	18 625	675 IRON, STEEL WDDP, STRIP	172 003	40 501	18 669
072 COCOA	3 934	2 736	1 253	676 RAILWAY RAILS ETC IRN, STL	5 553	277	127
073 CHOCOLATE AND PRODUCTS	33 741	21 548	10 144	677 IRN, STL WIRE EXCL W ROD	53 328	17 808	8 277
074 TEA AND MATE	2 906	3 632	1 688	678 IRON, STL TUBES, PIPES, ETC	385 889	96 648	44 360
075 SPICES	5 383	2 468	1 151	679 IRN, STL CASTINGS UNWORKE	43 809	8 882	4 111
081 FEEDING STUFF FOR ANIMLS	198 535	64 621	29 792	681 SILVER, PLATINUM, ETC	4 648	387 081	181 360
098 EDIBLE PRODUCTS, PREPS NES	55 952	28 660	13 238	682 COPPER EXC CEMENT COPPER	185 232	84 150	38 908
*11 NON-ALCOHL BEVERAGES NES	19 174	1 781	820	683 NICKEL	65 948	92 396	42 546
112 ALCOHOLIC BEVERAGES	169 498	118 582	54 979	684 ALUMINIUM	826 087	306 584	141 411
121 TOBACCO UNMNFCTRD, REFUSE	205	97	44	685 LEAD	572 286	65 085	29 876
122 TOBACCO MFRS	2 853	8 725	4 025	686 ZINC	18 279	3 205	1 465
211 HIDES, SKINS, UNDRESSED	74 399	29 855	13 796	687 TIN	25 923	37 936	17 752
212 FUR SKINS UNDRESSED	890	25 993	11 596	689 NON-FER BASE METALS NES	9 661	17 086	7 910
222 SEEDS FOR SOFT/FIXED OIL	3 544 612	335 917	156 506	691 STRUCTURES AND PARTS NES	74 674	37 852	17 629
223 SEEDS FOR OTH FIXED OILS	3 852	311	137	692 METAL TANKS, BOXES, ETC	65 076	36 535	16 962
232 NATURAL RUBBER GUMS	3 354	732	335	693 WIRE PRODUCTS NON ELECTR	9 340	6 442	2 944
233 RUBBER, SYNTHETIC RECLAIMD	198 252	86 929	40 008	694 STL, COPPR NAILS, NUTS, ETC	47 670	49 044	22 757
246 PULPWOOD, CHIPS, WOODWASTE	1 602	79	39	695 TOOLS	19 073	79 296	36 730
247 OTH WOOD ROUGH, SQUARED	30 023	2 889	1 310	696 CUTLERY	8 295	30 073	13 813
248 WOOD SHAPED	4 728	633	291	697 BASE MTL HOUSEHOLD EQUIP	8 419	13 513	6 316
251 PULP AND WASTE PAPER	465 377	18 525	8 707	699 OTHER METAL MANUFACTURES	171 056	187 010	86 685
261 SILK	297	469	215	711 STEAM BOILERS & AUX PLNT	354	478	213
263 COTTON	13 026	4 120	1 903	712 STEAM ENGINES, TURBINES	1 562	7 169	3 304
266 SYNTHETIC FIBRE TO SPIN	53 619	26 395	12 128	713 INTRNL COMBUS PISTN ENGN	443 740	676 466	311 446
267 OTHER MAN-MADE FIBRES	65 780	29 066	13 398	714 ENGINES & MOTORS NES	5 633	302 885	140 606
268 WOOL(EXC TOPS), ANML HAIR	22 936	23 193	10 597	716 ROTATING ELECTRIC PLANT	69 110	60 429	27 903
269 WASTE OF TEXTILE FABRICS	2 932	499	228	718 OTH POWER GENERATG MACHY	7 112	18 075	8 350
273 STONE, SAND AND GRAVEL	1 844 663	3 364	1 566	721 AGRIC MACHY, EXC TRACTORS	23 707	29 370	13 404
277 NATURAL ABRASIVES NES	188	5 372	2 482	722 TRACTORS NON-ROAD	21 916	21 944	9 987
278 OTHER CRUDE MINERALS	6 213 143	124 667	57 789	723 CIVIL ENGINEERG EQUIP ETC	91 504	88 285	40 756
281 IRON ORE, CONCENTRATES	3 011	84	39	724 TEXTILE, LEATHER MACHNRY	23 316	50 013	23 166
282 IRON AND STEEL SCRAP	1 672 349	41 767	18 747	725 PAPER ETC MILL MACHINERY	23 916	73 944	33 156
287 BASE METAL ORES, CONC NES	22 386	9 369	4 433	726 PRINTG, BKBNIDG MACHY, PTS	13 603	47 802	22 178
288 NONFERR METAL SCRAP NES	1 121 229	219 657	101 569	727 FOOD MACHRY NON-DOMESTIC	1 817	7 060	3 276
289 PREC METAL ORE, WASTE NES	1 069	10 042	4 672	728 OTH MACHY FOR SPCL INDUS	49 173	173 541	80 267
291 CRUDE ANIMAL MTRIALS NES	27 961	12 582	5 781	736 MACHINE TOOLS FOR METAL	57 517	140 244	65 305
292 CRUDE VEG MATERIALS NES	31 031	16 050	7 611	737 METALWORKING MACHNRY NES	41 801	33 210	15 353
322 COAL, LIGNITE, PEAT	2 212 827	27 215	12 353	741 HEATING, COOLING EQUIPMNT	39 027	80 671	37 451
323 BRIQUETS, COKE, SEMI-COKE	1 254 188	30 170	13 827	742 PUMPS FOR LIQUIDS ETC	25 587	60 805	28 172
333 CRUDE PETROLEUM	185 509 921	4 855 640	2 205 673	743 PUMPS NES, CENTRFUGES ETC	60 680	190 125	87 936
334 PETROLEUM PRODUCTS, REFIN	33 623 291	1 209 939	547 790	744 MECHANICAL HANDLING EQU	84 384	93 707	43 692
335 RESIDUAL PETRLM PROD NES	1 664 979	74 544	33 758	745 NONELEC MACHY, TOOLS NES	19 153	105 357	48 655
411 ANIMAL OILS AND FATS	17 138	5 335	2 458	749 NONELEC MACHY PTS, ACC NES	203 487	379 124	174 712
423 FIXED VEG OILS, SOFT	6 993	684	329	751 OFFICE MACHINES	20 432	120 357	56 116
424 FIXED VEG OIL NONSOFT	2 763	1 416	653	752 AUTOMTIC DATA PROC EQUIP	54 132	976 993	456 890
431 PROCESD ANML VEG OIL, ETC	161 673	15 924	7 348	759 OFFICE & ADP MCH PTS, ACC	25 742	537 575	249 572
511 HYDROCARBONS NES, DERIVS	2 624 431	213 362	97 553	761 TELEVISION RECEIVERS	26 628	81 385	38 274
512 ALCOHOLS, PHENOLS, ETC	1 044 874	93 564	42 732	762 RADIO BROADCAST RECEIVRS	1 049	9 254	4 254
513 ORGANIC ACIDS, ETC	661 564	129 707	59 761	763 SOUND RECORDRS, PHONOGRPH	15 503	142 971	66 007
514 NITROGEN-FUNCTN COMPOUNDS	530 946	844 089	389 029	764 TELECOM EQPT, PTS, ACC NES	31 322	238 302	110 535
515 ORG-INORG COMPOUNDS ETC	114 668	185 993	85 643	771 ELECTRIC POWER MACHY NES	31 814	53 429	24 698
516 OTHER ORGANIC CHEMICALS	264 761	61 480	28 235	772 SWITCHGEAR ETC & PTS NES	25 336	245 379	113 206
522 INORG ELEMNTS, OXIDES, ETC	248 795	68 676	31 805	773 ELECTR DISTRIBUTING MACH	18 781	78 101	35 917
523 OTHR INORGANIC CHEMICALS	164 158	50 672	23 483	774 ELECTRO-MEDCL, XRAY EQUIP	1 549	42 542	19 657
524 RADIOACTIVE ETC MATERIAL	2 073	151 252	70 337	775 HOUSEHOLD TYPE EQUIP NES	63 283	78 324	36 434
531 SYNT DYE, NAT INDOGO, LAKES	60 077	99 124	45 988	776 TRANSISTORS, VALVES, ETC	60 536	695 216	320 788
532 DYES NES, TANNING PRODS	6 454	2 183	1 010	778 ELECTRICAL MACHINERY NES	87 937	287 302	133 080
533 PIGMENTS, PAINTS, ETC	246 383	140 240	64 785	781 PASS MOTOR VEH EXC BUSES	172 631	279 144	128 982
541 MEDICINAL ETC PRODUCTS	46 659	361 622	167 601	782 LORRIES, SPCL MTR VEH NES	73 222	83 578	38 056
551 ESSENTIAL OIL, PERFUME, ETC	20 856	39 780	18 371	783 ROAD MOTOR VEHICLES NES	1 672	2 738	1 244
553 PERFUMERY, COSMETICS, ETC	71 603	111 778	52 001	784 MOTOR VEHCL PTS, ACC NES	977 377	876 684	403 739
554 SOAPS, CLEANING ETC PREPS	160 207	58 474	26 932	785 MOTOR & OTHER CYCLES ETC	10 271	17 082	7 880
562 FERTILIZERS MANUFACTURED	364 852	11 083	5 144	786 VEH NES NONMTR, TRAILERS	32 045	10 013	4 642
572 EXPLOSIVES, PYROTECH PROD	5 774	13 985	6 593	791 RAILWAY VEHICLES	6 514	17 319	7 840
582 PROD OF CONDENSATION ETC	257 650	178 035	82 161	792 AIRCRAFT	18 247	1 564 579	722 436
583 PROD OF POLYMERIZING ETC	799 687	279 289	129 204	793 SHIPS AND BOATS	165 949	69 169	31 261
584 CELLULOSE DERIVATIVES ETC	39 603	26 877	12 330	812 PLUMBNG, HEATNG, LGHTNG EQU	13 449	14 235	6 592
585 PLASTIC MATERIALS NES	21 254	14 584	6 696	821 FURNITURE	83 969	94 185	43 771
591 PESTICIDES, DISINFECTANTS	57 497	79 558	36 058	831 TRAVEL GOODS, HANDBAGS	3 178	7 968	3 648
592 STARCH, INULIN, GLUTEN, ETC	27 475	21 172	9 746	842 MENS OUTERWEAR NOT KNIT	5 895	42 640	19 951
598 MISC CHEMICAL PRODS NES	785 599	289 581	134 102	843 WOMENS OUTERWEAR NONKNIT	14 835	131 032	60 993
611 LEATHER	6 554	40 177	18 654	844 UNDERWEAR NOT KNIT	909	5 579	2 608
612 LEATHER ETC MANUFACTURES	1 810	5 199	2 418	845 UNDERWEAR KNIT NONELASTC	15 623	114 320	53 577
				846 UNDERWEAR KNITTED	3 601	22 422	10 446
				847 TXTL CLTHNG ACCESSRYS NES	2 217	14 784	7 018
				848 HEADGEAR, NONTXTL CLOTHNG	3 817	28 653	13 455



## 7 IMPORTS AND EXPORTS (SPECIAL TRADE) BY COUNTRIES OF PRODUCTION AND CONSUMPTION AND BY GROUPS OF THE SITC-REV. II 1986

GROUP DESCRIPTION	DT = 100 KG	1 000 DM	1 000 \$	GROUP DESCRIPTION	DT = 100 KG	1 000 DM	1 000 \$
851 FOOTWEAR	7 907	39 121	17 980	523 OTHR INORGANIC CHEMICALS	977 636	171 883	78 837
871 OPTICAL INSTRUMENTS	2 237	32 381	14 920	524 RADIOACTIVE ETC MATERIAL	4 654	67 193	30 295
872 MEDICAL INSTRUMENTS NES	11 393	74 429	34 505	531 SYNT DYE,NAT INDOGO,LAKES	93 875	151 881	69 923
873 METERS & COUNTERS NES	9 482	60 217	27 608	532 DYES NES,TANNING PRODS	16 860	4 885	2 242
874 MEASURING,CONTROLLNG INSTR	25 397	539 385	250 266	533 PIGMENTS,PAINTS,ETC	369 682	206 862	95 830
881 PHOTO APPAR & EQUIPT NES	3 890	56 829	26 802	541 MEDICINAL ETC PRODUCTS	83 042	497 433	229 545
882 PHOTO,CINEMA SUPPLIES	114 633	323 137	149 435	551 ESSENTL OIL, PERFUME,ETC	17 740	35 469	16 376
883 DEVELOPED CINEMA FILM	1 254	17 275	8 003	553 PERFUMERY,COSMETICS,ETC	88 413	101 622	47 090
884 OPTICAL GOODS NES	836	26 418	12 221	554 SOAPS,CLEANING ETC PREPS	248 784	86 259	40 146
885 WATCHES AND CLOCKS	546	4 507	2 083	562 FERTILIZERS MANUFACTURED	1 389 879	33 458	15 252
892 PRINTED MATTER	77 314	117 823	54 736	572 EXPLOSIVES,PYROTECH PROD	7 604	15 299	7 244
893 ARTICLES OF PLASTIC NES	188 286	186 928	86 534	582 PROD OF CONDENSATION ETC	973 191	496 334	228 759
894 TOYS,SPORTING GOODS,ETC	49 765	102 982	47 500	583 PROD OF POLYMERIZING ETC	3 406 054	1 020 663	470 581
895 OFFICE SUPPLIES NES	16 632	48 471	22 316	584 CELLULOSE DERIVATIVES ETC	41 668	32 883	15 046
896 WORKS OF ART ETC	15 517	127 656	59 093	585 PLASTIC MATERIALS NES	29 101	13 449	6 199
897 GOLD,SILVER WARE,JEWELRY	513	26 665	12 391	591 PESTICIDES,DISINFECTANTS	114 822	129 373	58 191
898 MUSICAL INSTRUMENTS,PTS	71 035	289 471	134 384	592 STARCH,INULIN,GLUTEN,ETC	216 104	73 272	33 857
899 OTHER MANUFACTURED GOODS	54 134	69 467	32 257	598 MISC CHEMICAL PRODS NES	1 425 598	406 219	187 468
941 ZOO ANIMALS,PETS	4 944	2 831	1 307	605 INDUSTRIAL PLANT,CHAP 73	1 839	2 944	1 474
951 WAR FIREARMS,AMMUNITION	69	309	142	611 LEATHER	9 710	17 183	7 933
961 COIN NONGOLD,NONCURRENT	54	13 330	6 430	612 LEATHER ETC MANUFACTURES	2 798	6 800	3 167
971 GOLD,NON MONETARY NES	300	413 193	184 438	613 FUR SKINS TANNED,DRESSED	1 393	40 663	18 663
972 GOLD COIN		4 367	1 998	621 MATERIALS OF RUBBER	72 215	72 630	33 537
				625 RUBBER TYRES,TUBES	315 090	217 136	100 248
EXPORTS	74 984 335	44 599 625	20 588 067	628 RUBBER ARTICLES NES	57 450	108 819	50 391
001 LIVE ANIMALS	1 184	2 611	1 213	633 CORK MANUFACTURES	1 390	2 452	1 145
011 MEAT FRESH,CHILLD,FROZEN	136 844	55 153	25 516	634 VENEERS,PLYWOOD,ETC	1 252 070	155 733	71 972
012 MEAT DRIED,SALTED,SMOKED	105 639	59 789	27 601	635 WOOD MANUFACTURES NES	81 092	35 937	16 600
014 MEAT PREPD,PRSTD,NES ETC	72 923	59 262	27 414	641 PAPER AND PAPERBOARD	3 741 825	776 846	359 003
022 MILK AND CREAM	85 608	22 013	10 277	642 ARTICLES OF PAPER ETC	761 233	361 475	167 509
023 BUTTER	2 659	2 939	1 369	651 TEXTILE YARN AND THREAD	634 045	585 201	269 503
024 CHEESE AND CURD	256 839	168 731	77 831	652 COTTON FABRICS,WOVEN	112 525	222 854	101 700
025 EGGS,BIRDS,FRESH,PRSRVD	19 667	6 074	2 809	653 WOVN MAN-MADE FIB FABRIC	184 368	438 798	202 254
034 FISH FRESH,CHILLD,FROZN	40 669	23 971	11 314	654 OTH WOVEN TEXTILE FABRIC	7 880	36 495	16 657
036 SHELL FISH FRESH,FROZEN	359	610	278	655 KNIT ETC FABRICS	23 837	53 283	24 402
037 FISH ETC PREPD PRSTD NES	23 773	12 220	5 607	656 LACE,RIBBONS,TULLE,ETC	4 682	18 117	8 334
041 WHEAT ETC UNMILLED	943 069	47 938	21 116	657 SPECIAL TEXTILE ETC PROD	152 207	167 040	77 049
042 RICE	33 311	6 572	3 092	658 TEXTILE ARTICLES NES	27 726	40 452	18 566
043 BARLEY UNMILLED	8 056	696	308	659 FLOOR COVERINGS ETC	61 115	53 034	24 517
045 CEREALS NES UNMILLED	52 301	2 432	1 133	661 CEMENT ETC BUILDING PROD	311 940	10 475	4 851
046 WHEAT ETC MEAL OR FLOUR	1 483	153	70	662 CLAY,REFRACTORY BLDG PRD	399 089	58 778	27 048
048 CEREAL ETC PREPARATIONS	266 146	77 007	36 020	663 OTH NONMETAL MINERAL MFS	357 837	174 777	80 964
054 VEG ETC FRSH,SMPLY PRSTD	255 297	33 129	15 161	664 GLASS	514 802	180 744	83 615
056 VEGETABLES ETC PRSTD,PREPD	99 353	26 504	12 104	665 GLASSWARE	166 432	67 406	31 321
057 FRUIT,NUTS,FRESH,DRIED	53 976	19 895	9 030	666 POTTERY	29 043	37 435	17 203
058 FRUIT PRESERVED,PREPARED	358 590	77 353	36 084	667 PEARL,PREC- SEMI-P STONE	52	39 080	17 937
061 SUGAR AND HONEY	80 873	8 025	3 663	671 PIG IRON ETC	108 272	20 383	9 422
062 SUGAR PREPS NON-COCOA	13 859	6 390	2 969	672 IRON,STL PRIMARY FORMS	4 439 026	752 304	347 500
071 COFFEE AND SUBSTITUTES	104 166	254 362	117 547	673 IRON AND STEEL SHAPES	1 056 523	139 519	63 971
072 COCOA	37 773	37 650	17 239	674 IRN,STL UNIV,PLATE,SHEET	3 258 775	391 410	180 745
073 CHOCOLATE AND PRODUCTS	105 794	71 267	33 502	675 IRON,STEEL HOOP,STRIP	746 098	158 582	72 985
074 TEA AND MATE	416	626	304	676 RAILWAY RAILS ETC IRN,STL	4 117	1 755	790
075 SPICES	5 010	4 720	2 144	677 IRN,STL WIRE EXCL W ROD	68 126	20 934	9 588
081 FEEDING STUFF FOR ANIMLS	1 461 465	96 886	44 926	678 IRON,STL TUBES,PIPES,ETC	1 290 637	243 276	113 566
091 MARGARINE AND SHORTENING	160 120	18 994	8 695	679 IRN,STL CASTINGS UNWORKE	84 282	35 127	16 181
098 EDIBLE PRODCTS,PREPS NES	216 178	69 377	32 101	681 SILVER,PLATINUM,ETC	594	63 149	28 827
111 NON-ALCOHL BEVERAGES NES	102 331	15 079	7 014	682 COPPER EXC CEMENT COPPER	500 922	302 236	139 116
112 ALCOHOLIC BEVERAGES	2 390 006	501 815	234 197	683 NICKEL	17 784	40 860	18 670
121 TOBACCO UNMNFCTRD,REFUSE	2 418	1 070	484	684 ALUMINIUM	867 777	509 757	236 273
122 TOBACCO MFRS	117 803	201 072	93 138	685 LEAD	17 860	7 405	3 347
211 HIDES,SKINS,UNDRESSED	16 240	2 480	1 127	686 ZINC	65 848	12 994	5 999
212 FUR SKINS UNRESSED	34	1 540	701	687 TIN	5 449	5 631	2 530
222 SEEDS FOR SOFT/FIXED OIL	223 995	24 885	12 345	689 NON-FER BASE METALS NES	10 092	24 419	11 194
223 SEEDS FOR OTH FIXED OILS	2 575	566	262	691 STRUCTURES AND PARTS NES	175 642	126 906	58 267
232 NATURAL RUBBER,GUMS	708	189	84	692 METAL TANKS,BOXES,ETC	121 721	77 462	35 889
233 RUBBER,SYNTHETIC,RECLAIND	228 455	54 698	25 037	693 WIRE PRODUCTS NON ELECTR	186 038	85 064	39 237
245 FUEL WOOD NES,CHARCOAL	9 552	882	405	694 STL COPPR NAILS,NUTS,ETC	119 305	107 051	49 531
246 PULPWOOD,CHIPS,WOODWASTE	6 984	327	151	695 TOOLS	57 822	220 350	101 751
247 OTH WOOD ROUGH,SQUARED	23 336	1 149	520	696 CUTLERY	9 995	52 280	24 238
248 WOOD SHAPED	421 802	35 230	16 280	697 BASE MTL HOUSEHOLD EQUIP	98 932	112 179	51 806
251 PULP AND WASTE PAPER	82 970	5 133	2 394	699 OTHER METAL MANUFACTURES	460 487	556 841	257 403
263 COTTON	38 132	5 731	2 625	700 INDUSTRIAL PLANT,CHAP 84	7 064	7 083	3 256
264 JUTE,OTH TEX BAST FIBRES	1 280	133	59	703 INDUSTRIAL PLANT,CHAP 85	95	3 367	1 440
265 VEG FIBRE,EXCL COTN JUTE	381	136	63	711 STEAM BOILERS & AUX PLNT	1 317	4 399	2 023
266 SYNTHETIC FIBRE TO SPIN	228 124	91 772	42 671	712 STEAM ENGINES,TURBINES	4 341	19 188	8 911
267 OTHER MAN-MADE FIBRES	75 287	30 563	14 073	713 INTRNL COMBUS PISTN ENGN	1 065 212	753 369	348 722
268 WOOL(EXC TOPS),ANML HAIR	5 632	3 461	1 623	714 ENGINES & MOTORS NES	3 122	260 763	120 532
269 WASTE OF TEXTILE FABRICS	16 696	4 479	2 067	716 ROTATING ELECTRIC PLANT	80 501	212 815	98 408
271 FERTILIZERS,CRUDE	178 000	1 258	593	718 OTH POWER GENERATG MACHY	45 437	71 356	33 044
273 STONE,SAND AND GRAVEL	298 524	2 937	1 355	721 AGRIC MACHY,EXC TRACTORS	236 813	244 255	110 593
274 SULPHUR ETC	1 397 270	42 811	19 807	722 TRACTORS NON-ROAD	136 975	145 626	66 347
277 NATURAL ABRASIVES NES	422	1 848	868	723 CIVIL ENGINEERG EQUIP ETC	266 955	272 476	125 809
278 OTHER CRUDE MINERALS	1 869 852	17 786	8 255	724 TEXTILE,LEATHER MACHNRY	90 394	338 459	156 803
282 IRON AND STEEL SCRAP	222 635	6 735	3 026	725 PAPER ETC MILL MACHINERY	39 062	116 973	54 811
287 BASE METAL ORES,CONC NES	67 447	10 049	4 647	726 PRINTG,BKBINDG MACHY,PTS	100 089	474 102	220 276
288 NONFERR METAL SCRAP NES	166 719	16 578	7 831	727 FOOD MACHRY NON-DOMESTIC	18 099	77 188	36 025
289 PREC METAL ORE,WASTE NES	7 832	5 925	2 744	728 OTH MACHY FOR SPCL INDUS	227 829	741 669	343 489
291 CRUDE ANIMAL MTRIALS NES	15 921	8 367	3 860	736 MACHINE TOOLS FOR METAL	127 912	476 877	222 168
292 CRUDE VEG MATERIALS NES	27 769	36 595	17 129	737 METALWORKING MACHNRY NES	43 600	89 449	41 393
322 COAL,LIGNITE,PEAT	2 234 226	75 473	34 609	741 HEATING,COOLING EQUIPMNT	99 019	236 364	108 475
323 BRIQUETS,COKE,SEMI-COKE	2 139 831	78 800	35 668	742 PUMPS FOR LIQUIDS ETC	47 090	239 625	110 706
334 PETROLEUM PRODUCTS,REFIN	1 471 441	100 268	46 485	743 PUMPS NES,CENTRIFUGES ETC	136 196	385 581	177 891
335 RESIDUAL PETRLM PROD NES	238 914	18 829	8 725	744 MECHANICAL HANDLING EQU	303 196	444 567	205 864
411 ANIMAL OILS AND FATS	38 968	4 848	2 175	745 NONELEC MACHY,TOOLS NES	80 496	426 823	197 009
423 FIXED VEG OILS,SOFT	440 388	38 042	17 532	749 NONELEC MACH PTS,ACC NES	378 951	750 990	347 119
424 FIXED VEG OIL NONSOFT	48 848	6 599	3 055	751 OFFICE MACHINES	41 014	244 270	112 719
431 PROCESD ANML VEG OIL,ETC	159 234	24 954	11 393	752 AUTOMTIC DATA PROC EQUIP	46 862	897 256	414 819
511 HYDROCARBONS NES,DERIVS	1 188 269	128 662	59 236	759 OFFICE & ADP MCH,PTS,ACC	19 113	510 796	236 875
512 ALCOHOLS,PHENOLS,ETC	917 909	167 396	77 358	761 TELEVISION RECEIVERS	42 782	122 685	57 439
513 ORGANIC ACIDS,ETC	891 613	208 519	96 118	762 RADIO BROADCAST RECEIVRS	9 493	122 905	56 941
514 NITROGEN-FUNCTN COMPOUNDS	335 496	271 430	122 820	763 SOUND RECORDRS PHONOGRPH	32 933	308 730	144 288
515 ORG-INORG COMPOUNDS ETC	158 203	148 977	68 404	764 TELECOM EQPT,PTS,ACC NES	34 304	342 436	159 189
516 OTHER ORGANIC CHEMICALS	619 876	128 871	59 236	771 ELECTRIC POWER MACHY NES	71 754	133 752	62 183
522 INORG ELEMNTS,OXIDES,ETC	3 375 174	174 205	80 362	772 SWITCHGEAR ETC & PTS NES	98 340	672 199	311 646
				773 ELECTR DISTRIBUTING MACH	100 480	159 971	73 833



## 7 IMPORTS AND EXPORTS (SPECIAL TRADE) BY COUNTRIES OF PRODUCTION AND CONSUMPTION AND BY GROUPS OF THE SITC-REV. II 1986

GROUP DESCRIPTION	DT * 100 KG	1 000 DM	1 000 \$	GROUP DESCRIPTION	DT * 100 KG	1 000 DM	1 000 \$
774 ELECTRO-MEDCL,XRAY EQUIP	6 147	122 225	56 615	582 PROD OF CONDENSATION ETC	10 433	14 846	6 945
775 HOUSEHOLD TYPE EQUIP NES	349 915	511 468	236 922	583 PROD OF POLYMERIZING ETC	15 049	18 417	8 599
776 TRANSISTORS,VALVES,ETC	33 541	430 825	198 937	584 CELLULOSE DERIVATIVES ETC	2 246	1 494	696
778 ELECTRICAL MACHINERY NES	278 977	575 327	266 287	585 PLASTIC MATERIALS NES	7 837	7 093	3 259
781 PASS MOTOR VEH EXC BUSES	3 539 691	6 757 301	3 088 655	591 PESTICIDES,DISINFECTANTS	13 499	15 549	7 183
782 LORRIES,SPL MTR VEH NES	783 285	931 335	428 627	592 STARCH,INULIN,GLUTEN,ETC	6 145	16 653	7 750
783 ROAD MOTOR VEHICLES NES	96 426	155 428	70 072	598 MISC CHEMICAL PRODS NES	5 347	21 607	9 983
784 MOTOR VEHCL PTS,ACC NES	2 518 127	2 530 079	1 174 728	611 LEATHER	1 574	618	289
785 MOTOR & OTHER CYCLES ETC	35 181	52 276	24 365	612 LEATHER ETC MANUFACTURES	91	616	288
786 VEH NES NONMOTR,TRAILERS	94 486	70 183	32 359	613 FUR SKINS TANNED,DRESSED	7	181	89
791 RAILWAY VEHICLES	6 525	20 120	9 598	621 MATERIALS OF RUBBER	16 654	20 312	9 433
792 AIRCRAFT	7 981	785 327	366 101	625 RUBBER TYRES,TUBES	42 530	28 092	13 008
793 SHIPS AND BOATS	106 752	102 468	47 511	628 RUBBER ARTICLES NES	12 182	24 525	11 363
801 INDUSTRIAL PLANT,CHAP 90	73	376	176	634 VENEERS,PLYWOOD,ETC	441	527	230
812 PLUMBING,HEATING,LIGHTING EQU	95 086	112 136	51 985	635 WOOD MANUFACTURES NES	884	457	219
821 FURNITURE	836 274	669 879	310 400	641 PAPER AND PAPERBOARD	31 250	2 660	1 214
831 TRAVEL GOODS,HANDBAGS	14 943	24 710	11 446	642 ARTICLES OF PAPER ETC	1 768	1 221	562
842 MENS OUTERWEAR NOT KNIT	12 540	128 035	59 204	651 TEXTILE YARN AND THREAD	10 832	16 236	7 513
843 WOMENS OUTERWEAR NONKNIT	25 919	390 154	180 359	652 COTTON FABRICS,WOVEN	8 443	11 344	5 273
844 UNDERWEAR NOT KNIT	3 446	17 133	7 828	653 WOVN MAN-MADE FIB FABRIC	856	1 185	517
845 OUTERWEAR KNIT NONELASTC	6 271	79 878	37 096	654 OTH WOVEN TEXTILE FABRIC	352	2 633	1 213
846 UNDERWEAR KNITTED	3 059	22 593	10 346	655 KNIT ETC FABRICS	471	671	315
847 TXTL CLTHNG ACCESSRYS NES	5 430	25 750	12 063	656 LACE,RIBBONS,TULLE,ETC	1 542	4 491	2 045
848 HEADGEAR,NONTXTL CLOTHNG	3 732	30 002	13 998	657 SPECIAL TEXTILE ETC PROD	1 980	9 078	4 219
851 FOOTWEAR	17 297	58 545	26 976	658 TEXTILE ARTICLES NES	1 124	1 730	787
871 OPTICAL INSTRUMENTS	1 478	57 596	26 343	659 FLOOR COVERINGS ETC	2 112	2 612	1 230
872 MEDICAL INSTRUMENTS NES	8 716	81 901	37 831	662 CLAY,REFRACTORY BLDG PRD	90 742	9 520	4 392
873 METERS & COUNTERS NES	1 598	17 365	7 996	663 OTH NONMETAL MINERAL MFS	1 166	7 383	3 417
874 MEASURING,CONTROLLNG INSTR	45 598	696 102	322 642	664 GLASS	10 514	16 951	7 836
881 PHOTO APPAR & EQUIPT NES	16 557	136 964	63 331	665 GLASSWARE	171	791	350
882 PHOTO,CINEMA SUPPLIES	127 517	278 581	128 786	666 POTTERY	977	694	328
883 DEVELOPED CINEMA FILM	124	1 469	691	667 PEARL,PREC.,SEMI-P STONE	2	1 098	503
884 OPTICAL GOODS NES	1 127	74 457	34 424	671 PIG IRON ETC	109	531	240
885 WATCHES AND CLOCKS	18 463	152 692	71 015	673 IRON AND STEEL SHAPES	412 278	32 103	14 661
892 PRINTED MATTER	653 064	306 869	143 352	674 IRN,STL UNIV,PLATE,SHEET	440	92	45
893 ARTICLES OF PLASTIC NES	567 174	594 313	275 345	675 IRON,STEEL HOOP,STRIP	1 130	273	123
894 TOYS,SPORTING GOODS,ETC	104 976	143 615	67 123	677 IRN,STL WIRE EXCL W ROD	180	183	90
895 OFFICE SUPPLIES NES	24 021	98 796	45 788	678 IRON,STL TUBES,PIPES,ETC	1 581	1 527	687
896 WORKS OF ART ETC	731	116 352	53 922	681 SILVER,PLATINUM,ETC	43	2 821	1 263
897 GOLD,SILVER WARE,JEWELRY	654	81 959	38 034	682 COPPER,EXC CEMENT COPPER	98	75	33
898 MUSICAL INSTRUMENTS,PTS	126 879	380 341	177 071	683 NICKEL	573	2 535	1 159
899 OTHER MANUFACTURED GOODS	28 468	84 665	39 286	684 ALUMINIUM	526	435	207
941 ZOO ANIMALS,PETS	135	718	327	689 NON-FER BASE METALS NES	257	188	81
951 WAR FIREARMS,AMMUNITION	883	5 086	2 352	691 STRUCTURES AND PARTS NES	12 725	4 994	2 393
961 COIN NONGOLD,NONCURRENT	3	245	108	692 METAL TANKS,BOXES,ETC	952	810	354
971 GOLD,NON MONETARY NES	313	166 120	77 150	693 WIRE PRODUCTS NON ELECTR	1 809	1 867	864
972 GOLD COIN	5	12 689	5 703	694 STL,COPPR NAILS,NUTS,ETC	8 008	7 905	3 661
				695 TOOLS	10 018	32 714	14 964
				696 CUTLERY	307	878	411
				697 BASE MTL HOUSEHOLD EQUIP	506	1 685	779
				699 OTHER METAL MANUFACTURES	47 695	46 451	21 616
				713 INTRNL COMBUS PISTN ENGN	1 304	9 580	4 424
				714 ENGINES & MOTORS NES	140	3 428	1 629
				716 ROTATING ELECTRIC PLANT	5 702	13 831	6 393
				721 AGRIC MACHY,EXC TRACTORS	582	499	225
				723 CIVIL ENGINEERING EQUIP ETC	4 518	2 983	1 384
				724 TEXTILE,LEATHER MACHNRY	1 589	2 599	1 189
				725 PAPER ETC MILL MACHINERY	72	587	262
				726 PRINTG,BKBDNG MACHY,PTS	266	4 102	1 919
				727 FOOD MACHRY NON-DOMESTIC	31	91	40
				728 OTH MACHRY FOR SPL INDUS	2 234	3 366	1 560
				736 MACHINE TOOLS FOR METAL	2 821	7 121	3 245
				737 METALWORKING MACHNRY NES	336	1 870	873
				741 HEATING,COOLING EQUIPMNT	5 396	15 589	7 260
				742 PUMPS FOR LIQUIDS ETC	13 227	24 510	11 274
				743 PUMPS NES,CENTRIFUGES ETC	5 971	6 686	3 056
				744 MECHANICAL HANDLING EQU	1 239	2 289	1 073
				745 NONELEC MACHY,TOOLS NES	11 159	11 987	5 598
				749 NONELEC MACH PTS,ACC NES	4 776	13 284	6 146
				751 OFFICE MACHINES	178	1 183	523
				752 AUTOMATIC DATA PROC EQUIP	14 303	556 651	259 158
				759 OFFICE & ADP MCH PTS,ACC	6 789	343 174	159 112
				761 TELEVISION RECEIVERS	313	2 237	1 005
				762 RADIO BROADCAST RECEIVRS	88	319	136
				763 SOUND RECORDRS,PHONOGRPH	22	342	149
				764 TELECOM EQPT,PTS,ACC NES	538	8 396	4 006
				771 ELECTRIC POWER MACHY NES	3 548	11 607	5 292
				772 SWITCHGEAR ETC & PTS NES	5 687	57 090	26 347
				773 ELECTR DISTRIBUTING MACH	19 232	72 996	33 791
				774 ELECTRO-MEDCL,XRAY EQUIP	4	166	78
				775 HOUSEHOLD TYPE EQUIP NES	39 889	91 663	42 378
				776 TRANSISTORS,VALVES,ETC	1 606	107 022	49 905
				778 ELECTRICAL MACHINERY NES	1 900	15 699	7 444
				784 MOTOR VEHCL PTS,ACC NES	14 860	18 474	8 507
				785 MOTOR & OTHER CYCLES ETC	146	672	309
				786 VEH NES NONMOTR,TRAILERS	2 128	965	459
				792 AIRCRAFT	54	2 152	1 006
				793 SHIPS AND BOATS	436	1 238	578
				812 PLUMBING,HEATING,LIGHTING EQU	2 117	610	268
				821 FURNITURE	2 052	5 230	2 420
				831 TRAVEL GOODS,HANDBAGS	998	4 832	2 207
				842 MENS OUTERWEAR NOT KNIT	1 305	7 125	3 235
				843 WOMENS OUTERWEAR NONKNIT	2 117	13 910	6 557
				844 UNDERWEAR NOT KNIT	17	257	120
				845 OUTERWEAR KNIT NONELASTC	631	4 545	2 108
				846 UNDERWEAR KNITTED	8 445	17 223	7 947
				847 TXTL CLTHNG ACCESSRYS NES	292	4 051	1 884
				848 HEADGEAR,NONTXTL CLOTHNG	91	531	245
				851 FOOTWEAR	87	342	152
				871 OPTICAL INSTRUMENTS	7	257	111
				872 MEDICAL INSTRUMENTS NES	5 872	48 099	22 315
				873 METERS & COUNTERS NES	8	101	46
				874 MEASURING,CONTROLLNG INSTR	2 223	48 658	22 638
				881 PHOTO APPAR & EQUIPT NES	975	4 634	2 129
				882 PHOTO,CINEMA SUPPLIES	550	1 941	900
IRELAND							
IMPORTS							
001 LIVE ANIMALS	251	526	252				
011 MEAT FRESH,CHILLED,FROZEN	185 667	105 767	49 010				
014 MEAT PREPD,PRSVDD,NES ETC	3 353	2 396	1 166				
022 MILK AND CREAM	173 925	66 658	30 378				
023 BUTTER	125 314	90 010	41 412				
024 CHEESE AND CURD	17 243	11 176	5 113				
034 FISH FRESH,CHILLED,FROZN	118 311	16 419	7 529				
035 FISH SALTED,DRIED,SMOKED	16 845	4 917	2 364				
036 SHELL FISH FRESH,FROZEN	763	1 656	790				
037 FISH ETC PREPD PRSVDD NES	33 074	6 685	3 049				
041 WHEAT ETC UNMILLED	47 136	2 127	996				
043 BARLEY UNMILLED	6 536	260	129				
054 VEG ETC FRSH,SMPLY PRSVDD	799	663	295				
056 VEGETABLES ETC PRSVDD,PREPD	967	548	265				
058 FRUIT PRESERVED,PREPARED	774	626	298				
061 SUGAR AND HONEY	1 072	224	105				
062 SUGAR PREPS NON-COCOA	6 578	3 681	1 662				
073 CHOCOLATE AND PRODUCTS	890	279	131				
081 FEEDING STUFF FOR ANIMALS	1 831	482	216				
098 EDIBLE PRODUCTS,PREPS NES	23 486	48 382	22 329				
112 ALCOHOLIC BEVERAGES	72 815	34 822	16 061				
122 TOBACCO MFRS	18 672	41 661	19 233				
211 HIDES,SKINS,UNDRESSED	26 250	7 953	3 602				
247 OTH WOOD ROUGH,SQUARED	14 561	884	388				
266 SYNTHETIC FIBRE TO SPIN	80 169	29 423	13 554				
267 OTHER MAN-MADE FIBRES	458	116	56				
269 WASTE OF TEXTILE FABRICS	220	95	41				
273 STONE,SAND AND GRAVEL	963 020	2 553	1 212				
277 NATURAL ABRASIVES NES	22	51 803	24 002				
278 OTHER CRUDE MINERALS	200 061	10 861	5 009				
282 IRON AND STEEL SCRAP	10 093	382	171				
287 BASE METAL ORES,CONC NES	1 698 952	56 588	26 095				
288 NONFERR METAL SCRAP NES	24 763	4 963	2 289				
289 PREC METAL ORE,WASTE NES	566	2 723	1 251				
291 CRUDE ANIMAL MTRIALS NES	9 228	2 002	930				
292 CRUDE VEG MATERIALS NES	3 084	3 658	1 716				
334 PETROLEUM PRODUCTS,REFIN	319 005	9 157	4 082				
335 RESIDUAL PETRLM PROD NES	649	226	102				
411 ANIMAL OILS AND FATS	3 604	508	245				
511 HYDROCARBONS NES,DERIVS	20	86	43				
512 ALCOHOLS,PHENOLS,ETC	27	272	126				
513 ORGANIC ACIDS,ETC	21 811	25 910	11 831				
514 NITROGEN-FUNCTN COMPOUNDS	18 799	23 099	10 765				
515 ORG-INORG COMPOUNDS ETC	4 302	46 809	21 238				
516 OTHER ORGANIC CHEMICALS	512	7 505	3 598				
522 INORG ELEMNTS,OXIDES,ETC	1 993	822	355				
523 OTHR INORGANIC CHEMICALS	251	7 350	3 382				
533 PIGMENTS,PAINTS,ETC	5 301	5 301	2 467				
541 MEDICINAL ETC PRODUCTS	18 764	57 383	26 292				
551 ESSENTL OIL,PERFUME,ETC	3 358	12 762	5 860				
553 PERFUMERY,COSMETICS,ETC	21 142	23 441	10 819				
554 SOAPS,CLEANING ETC PREPS	5 664	7 106	3 325				
562 FERTILIZERS MANUFACTURED	347 326	10 087	4 489				



## 7 IMPORTS AND EXPORTS (SPECIAL TRADE) BY COUNTRIES OF PRODUCTION AND CONSUMPTION AND BY GROUPS OF THE SITC-REV. II 1986

GROUP DESCRIPTION	DT = 100 KG	1 000 DM	1 000 \$	GROUP DESCRIPTION	DT = 100 KG	1 000 DM	1 000 \$
884 OPTICAL GOODS NES	982	27 072	12 467	665 GLASSWARE	37 652	7 787	3 576
885 WATCHES AND CLOCKS	126	639	297	666 POTTERY	381	419	191
892 PRINTED MATTER	6 100	6 545	3 009	667 PEARL, PREC., SEMI-P STONE	2	516	240
893 ARTICLES OF PLASTIC NES	39 892	59 252	27 383	671 PIG IRON ETC	1 236	269	122
894 TOYS, SPORTING GOODS, ETC	12 249	27 708	12 761	672 IRON, STL PRIMARY FORMS	2 615	224	98
895 OFFICE SUPPLIES NES	1 011	5 213	2 416	673 IRON AND STEEL SHAPES	33 960	6 501	2 982
896 WORKS OF ART ETC	18	634	293	674 IRN, STL UNIV, PLATE, SHEET	37 368	7 554	3 508
897 GOLD, SILVER WARE, JEWELRY	234	9 390	4 398	675 IRON, STEEL HOOP, STRIP	32 057	4 833	2 240
898 MUSICAL INSTRUMENTS, PTS	7 001	89 171	41 718	676 RAILWAY RAILS ETC IRN, STL	2 390	743	349
899 OTHER MANUFACTURED GOODS	2 044	12 464	5 772	677 IRN, STL WIRE EXCL W ROD	17 828	5 282	2 427
971 GOLD, NON MONETARY NES	7	742	335	678 IRON, STL TUBES, PIPES, ETC	16 304	5 270	2 408
EXPORTS	6 688 558	2 528 242	1 169 714	679 IRN, STL CASTINGS UNWORKE	10 613	2 415	1 109
001 LIVE ANIMALS	111	1 229	555	681 SILVER, PLATINUM, ETC	51	501	224
014 MEAT PREPD, PRSVD, NES ETC	106	93	42	682 COPPER EXC CEMENT COPPER	22 767	15 866	7 251
024 CHEESE AND CURD	3 441	2 742	1 252	683 NICKEL	2 238	5 739	2 639
037 FISH ETC PREPD PRSVD NES	1 532	752	364	684 ALUMINIUM	51 722	34 422	15 897
041 WHEAT ETC UNMILLED	201 314	12 709	6 030	686 ZINC	869	227	102
048 CEREAL ETC PREPARATIONS	5 741	3 021	1 416	687 TIN	51	96	45
054 VEG ETC FRSH, SMPLY PRSVD	4 011	1 904	855	689 NON-FER BASE METALS NES	35	270	125
056 VEGTBLES ETC PRSVD, PREPD	5 882	1 609	729	691 STRUCTURES AND PARTS NES	7 205	4 382	2 017
057 FRUIT, NUTS, FRESH, DRIED	7 914	1 426	632	692 METAL TANKS, BOXES, ETC	16 617	10 630	5 019
058 FRUIT PRESERVED, PREPARED	48 889	4 619	2 116	693 WIRE PRODUCTS NON ELECTR	4 610	2 919	1 343
061 SUGAR AND HONEY	17 884	2 597	1 225	694 STL, COPPR NAILS, NUTS, ETC	14 001	9 732	4 508
062 SUGAR PREPS NON-COCOA	167	98	46	695 TOOLS	8 247	16 472	7 641
071 COFFEE AND SUBSTITUTES	1 258	4 081	1 907	696 CUTLERY	843	4 251	1 922
072 COCOA	1 050	1 498	661	697 BASE MTL HOUSEHOLD EQUIP	3 468	3 360	1 547
073 CHOCOLATE AND PRODUCTS	1 895	1 735	818	699 OTHER METAL MANUFACTURES	31 778	32 152	14 924
075 SPICES	141	147	71	700 INDUSTRIAL PLANT, CHAP 84	190	151	73
081 FEEDING STUFF FOR ANIMLS	255 883	11 357	5 256	711 STEAM BOILERS & AUX PLNT	459	1 130	531
091 MARGARINE AND SHORTENING	1 308	132	60	712 STEAM ENGINES, TURBINES	47	133	58
098 EDIBLE PRODCTS, PREPS NES	15 797	4 471	2 073	713 INTRNL COMBUS PISTN ENGN	1 106	3 058	1 399
111 NON-ALCOHL BEVERAGES NES	1 820	386	177	714 ENGINES & MOTORS NES	10	1 421	657
112 ALCOHOLIC BEVERAGES	102 945	12 364	5 804	716 ROTATING ELECTRIC PLANT	3 577	6 583	3 022
122 TOBACCO MFERS	560	2 228	1 037	718 OTH POWER GENERATG MACHY	81	336	148
211 HIDES, SKINS, UNRESSED	559	207	96	721 AGRIC MACHY, EXC TRACTORS	18 546	16 572	7 419
233 RUBBER, SYNTHETIC, RECLAIMD	14 085	2 503	1 166	722 TRACTORS NON-ROAD	7 327	7 485	3 446
247 OTH WOOD ROUGH, SQUARED	1 510	81	37	723 CIVIL ENGINEER EQUIP ETC	7 562	7 422	3 423
248 WOOD SHAPED	6 034	511	238	724 TEXTILE, LEATHER MACHNRY	6 180	24 287	11 254
251 PULP AND WASTE PAPER	26 764	3 733	1 728	725 PAPER ETC MILL MACHINERY	491	3 127	1 454
266 SYNTHETIC FIBRE TO SPIN	33 892	11 660	5 393	726 PRINTG, BKBINDG MACHY, PTS	5 912	21 133	10 034
267 OTHER MAN-MADE FIBRES	65 283	8 440	3 897	727 FOOD MACHRY NON-DOMESTIC	3 310	19 179	9 014
269 WASTE OF TEXTILE FABRICS	1 088	533	249	728 OTH MACHY FOR SPCL INDUS	16 931	48 106	22 197
273 STONE, SAND AND GRAVEL	5 980	144	63	736 MACHINE TOOLS FOR METAL	5 035	17 821	8 365
277 NATURAL ABRASIVES NES	20	471	213	737 METALWORKING MACHNRY NES	540	3 293	1 555
278 OTHER CRUDE MINERALS	230 986	2 604	1 224	741 HEATING, COOLING EQUIPMNT	7 385	16 359	7 621
287 BASE METAL ORES, CONC NES	18 012	579	281	742 PUMPS FOR LIQUIDS ETC	17 296	20 863	9 701
288 NONFERR METAL SCRAP NES	2 160	321	147	743 PUMPS NES, CENTRIFUGES ETC	3 884	13 945	6 427
291 CRUDE ANIMAL MTRIALS NES	366	413	194	744 MECHANICAL HANDLING EQU	9 195	14 031	6 486
292 CRUDE VEG MATERIALS NES	2 361	2 244	975	745 NONELEC MACHY, TOOLS NES	12 075	25 551	11 935
322 COAL, LIGNITE, PEAT	19 997	724	329	749 NONELEC MACH PTS, ACC NES	6 898	26 753	12 278
323 BRIQUETS, COKE, SEMI-COKE	555 838	14 200	6 507	751 OFFICE MACHINES	703	3 782	1 762
334 PETROLEUM PRODUCTS, REFIN	8 116	1 664	769	752 AUTOMATIC DATA PROC EQUIP	12 214	442 456	206 513
335 RESIDUAL PETRLM PROD NES	3 693	586	265	759 OFFICE & ADP MCH PTS, ACC	9 171	149 747	69 015
411 ANIMAL OILS AND FATS	7 373	984	445	761 TELEVISION RECEIVERS	2 703	8 785	4 048
423 FIXED VEG OILS, SOFT	46 362	4 728	2 152	762 RADIO BROADCAST RECEIVERS	446	2 844	1 318
424 FIXED VEG OIL NONSOFT	6 466	850	380	763 SOUND RECORDRS, PHONOGRPH	1 061	10 176	4 923
431 PROCESD ANML VEG OIL, ETC	10 817	1 416	649	764 TELECOM EQPT, PTS, ACC NES	1 408	22 865	10 649
511 HYDROCARBONS NES, DERIVS	21 188	3 558	1 629	771 ELECTRIC POWER MACHY NES	7 187	11 729	5 452
512 ALCOHOLS, PHENOLS, ETC	34 377	7 438	3 402	772 SWITCHGEAR ETC & PTS NES	10 898	46 742	21 809
513 ORGANIC ACIDS, ETC	53 746	14 381	6 525	773 ELECTR DISTRIBUTING MACH	36 412	44 253	20 346
514 NITROGEN-FUNCTN COMPOUNDS	16 249	12 492	5 725	774 ELECTRO-MEDCL, XRAY EQUIP	428	8 935	4 029
515 ORG-INORG COMPOUNDS ETC	8 382	17 962	8 196	775 HOUSEHOLD TYPE EQUIP NES	39 089	54 877	25 409
516 OTHER ORGANIC CHEMICALS	33 932	7 803	3 644	776 TRANSISTORS, VALVES, ETC	603	19 132	8 940
522 INORG ELEMNTS, OXIDES, ETC	170 320	8 568	3 938	778 ELECTRICAL MACHINERY NES	4 436	14 822	6 857
523 OTHR INORGANIC CHEMICALS	45 724	10 116	4 717	781 PASS MOTOR VEH EXC BUSES	89 077	133 583	60 916
531 SYNT DYE, NAT INDOG, LAKES	9 830	7 657	3 518	782 LORRIES, SPCL MTR VEH NES	13 370	17 011	7 799
532 DYES NES, TANNING PRODS	357	98	44	783 ROAD MOTOR VEHICLES NES	900	1 341	638
533 PIGMENTS, PAINTS, ETC	20 079	9 603	4 458	784 MOTOR VEHCL PTS, ACC NES	11 625	23 813	10 966
541 MEDICINAL ETC PRODUCTS	13 168	48 100	22 258	785 MOTOR & OTHER CYCLES ETC	6 298	6 803	3 187
551 ESSENTL OIL, PERFUME, ETC	440	817	357	786 VEH NES NONMOTR, TRAILERS	4 671	2 954	1 350
553 PERFUMERY, COSMETICS, ETC	1 543	2 485	1 143	791 RAILWAY VEHICLES	30	213	99
554 SOAPS, CLEANING ETC PREPS	15 379	4 780	2 237	792 AIRCRAFT	3	351	163
562 FERTILIZERS MANUFACTURED	2 733 493	71 835	32 617	793 SHIPS AND BOATS	55	135	59
572 EXPLOSIVES, PYROTECH PROD	52	132	64	812 PLUMB, HEATNG, LGHTNG EQU	8 395	5 180	2 380
582 PROD OF CONDENSATION ETC	79 407	32 074	14 769	821 FURNITURE	21 090	16 070	7 562
583 PROD OF POLYMERIZING ETC	300 665	88 659	40 861	831 TRAVEL GOODS, HANDBAGS	836	1 405	645
584 CELLULOSE DERIVATIVES ETC	5 206	3 758	1 720	842 MENS OUTERWEAR NOT KNIT	1 987	13 010	6 063
585 PLASTIC MATERIALS NES	400	631	314	843 WOMENS OUTERWEAR NONKNIT	5 267	57 433	26 585
591 PESTICIDES, DISINFECTANTS	4 991	8 458	3 753	844 UNDERWEAR NOT KNIT	111	1 020	480
592 STARCH, INULIN, GLUTEN, ETC	4 189	1 784	823	845 UNDERWEAR KNIT NONELASTC	1 202	16 166	7 496
598 MISC CHEMICAL PRODS NES	47 124	17 884	8 322	846 UNDERWEAR KNITTED	332	2 135	974
611 LEATHER	287	903	419	847 TXTL CLTHNG ACCESSRYS NES	434	3 077	1 447
612 LEATHER ETC MANUFACTURES	1 406	1 730	798	848 HEADGEAR, NONTXTL CLOTHNG	359	3 290	1 528
621 MATERIALS OF RUBBER	22 183	9 632	4 423	851 FOOTWEAR	615	3 382	1 576
625 RUBBER TYRES, TUBES	11 600	7 081	3 477	871 OPTICAL INSTRUMENTS	25	748	343
628 RUBBER ARTICLES NES	1 299	2 538	1 167	872 MEDICAL INSTRUMENTS NES	751	4 956	2 293
634 VENEERS, PLYWOOD, ETC	45 552	5 713	2 645	873 METERS & COUNTERS NES	104	988	455
635 WOOD MANUFACTURES NES	8 297	2 817	1 299	874 MEASURNG, CONTROLNG INSTR	1 732	25 867	11 975
641 PAPER AND PAPERBOARD	118 678	24 814	11 474	881 PHOTO APPAR & EQUIPT NES	787	4 349	2 041
642 ARTICLES OF PAPER ETC	61 225	31 486	14 476	882 PHOTO, CINEMA SUPPLIES	4 909	7 858	3 606
651 TEXTILE YARN AND THREAD	53 897	58 620	26 926	884 OPTICAL GOODS NES	311	13 478	6 267
652 COTTON FABRICS, WOVEN	4 505	9 448	4 309	885 WATCHES AND CLOCKS	527	3 902	1 811
653 WOVN MAN-MADE FIB FABRIC	6 129	17 854	8 204	892 PRINTED MATTER	2 553	4 412	2 068
654 OTH WOVN TEXTILE FABRIC	2 943	6 405	2 965	893 ARTICLES OF PLASTIC NES	36 063	34 024	15 709
655 KNIT ETC FABRICS	5 922	18 249	8 474	894 TOYS, SPORTING GOODS, ETC	4 306	4 727	2 203
656 LACE, RIBBONS, TULLE, ETC	270	1 342	609	895 OFFICE SUPPLIES NES	1 165	3 520	1 631
657 SPECIAL TEXTILE ETC PROD	5 198	8 148	3 760	896 WORKS OF ART ETC	4	130	60
658 TEXTILE ARTICLES NES	1 533	1 559	711	897 GOLD, SILVER WARE, JEWELRY	35	3 063	1 406
659 FLOOR COVERINGS ETC	1 724	812	370	898 MUSICAL INSTRUMENTS, PTS	2 437	8 330	3 877
661 CEMENT ETC BUILDING PROD	61 683	4 432	2 103	899 OTHER MANUFACTURED GOODS	2 361	7 688	3 529
662 CLAY, REFRACTORY BLDG PRD	16 654	2 430	1 145	951 WAR FIREARMS, AMMUNITION	97	344	161
663 OTH NONMETAL MINERAL MFS	15 198	7 310	3 378				
664 GLASS	22 208	11 196	5 222				



## 7 IMPORTS AND EXPORTS (SPECIAL TRADE) BY COUNTRIES OF PRODUCTION AND CONSUMPTION AND BY GROUPS OF THE SITC-REV. II 1986

GROUP DESCRIPTION	DT = 100 KG	1 000 DM	1 000 \$	GROUP DESCRIPTION	DT = 100 KG	1 000 DM	1 000 \$
DENMARK				655 KNIT ETC FABRICS	954	2 264	1 041
IMPORTS	46 875 602	7 658 895	3 550 686	656 LACE,RIBBONS TULLE,ETC	93	313	149
001 LIVE ANIMALS	41 846	12 925	6 001	657 SPECIAL TEXTILE ETC PROD	14 617	11 108	5 149
011 MEAT FRESH,CHILLD,FROZEN	1 048 786	521 954	241 000	658 TEXTILE ARTICLES NES	5 095	15 508	7 135
012 MEAT DRIED,SALTED,SMOKED	6 664	6 473	3 004	659 FLOOR COVERINGS ETC	68 733	51 879	24 080
014 MEAT PREPD,PRSTD,NES ETC	122 392	78 072	36 062	661 CEMENT ETC BUILDING PROD	402 818	13 049	6 059
022 MILK AND CREAM	193 336	48 567	22 054	662 CLAY,REFRACTORY BLDG PRD	482 450	12 795	5 997
023 BUTTER	83 671	63 033	29 293	663 OTH NONMETAL MINERAL MFS	1 317 331	48 325	22 447
024 CHEESE AND CURD	309 321	248 880	115 140	664 GLASS	54 810	4 649	2 177
025 EGGS,BIRDS FRESH,PRSRVD	6 391	1 606	751	665 GLASSWARE	46 710	9 122	4 270
034 FISH FRESH,CHILLED,FROZN	1 038 407	357 447	165 211	666 POTTERY	4 360	11 497	5 446
035 FISH SALTED,DRIED,SMOKED	32 753	67 276	32 315	667 PEARL,PREC-,SEMI-P STONE		146	66
036 SHELL FISH FRESH,FROZEN	204 519	11 952	5 559	671 PIG IRON ETC	314	144	70
037 FISH ETC PREPD PRSTD NES	122 055	90 205	41 943	672 IRON,STL PRIMARY FORMS	40 672	2 930	1 323
041 WHEAT ETC UNMILLED	1 240 824	54 460	25 768	673 IRON AND STEEL SHAPES	389 053	30 836	14 112
043 BARLEY UNMILLED	3 850 593	180 987	83 526	674 IRN,STL UNIV,PLATE,SHEET	1 088 866	82 317	37 773
045 CEREALS NES UNMILLED	918 451	39 267	19 181	675 IRON,STEEL HOOP,STRIP	5 604	721	341
048 CEREAL ETC PREPARATIONS	232 986	65 770	30 383	676 RAILWAY RAILS ETC IRN,STL	3 738	220	104
054 VEG ETC FRSH,SMPLY PRSTD	1 666 357	136 423	63 379	677 IRN,STL WIRE EXCL W ROD	9 032	2 023	947
056 VEGTBLES ETC PRSTD,PREPD	39 887	14 893	6 861	678 IRON,STL TUBES,PIPES,ETC	124 298	35 952	16 768
057 FRUIT,NUTS,FRESH,DRIED	23 714	3 258	1 534	679 IRN,STL CASTINGS UNWORKE	62 748	12 200	5 640
058 FRUIT PRESERVED,PREPARED	90 760	20 995	9 676	681 SILVER,PLATINUM,ETC	18	554	260
061 SUGAR AND HONEY	463 078	16 855	7 830	682 COPPER EXC CEMENT COPPER	22 087	8 138	3 826
062 SUGAR PREPS NON-COCOA	15 983	10 268	4 774	684 ALUMINIUM	148 967	73 072	33 661
071 COFFEE AND SUBSTITUTES	148	222	100	687 TIN	58	162	81
073 CHOCOLATE AND PRODUCTS	15 387	9 172	4 256	689 NON-FER BASE METALS NES	1 467	1 064	489
075 SPICES	3 028	1 987	882	691 STRUCTURES AND PARTS NES	118 918	61 806	28 934
081 FEEDING STUFF FOR ANIMLS	1 380 499	42 443	19 494	692 METAL TANKS,BOKES,ETC	15 903	8 427	3 860
091 MARGARINE AND SHORTENING	50 262	4 304	1 958	693 WIRE PRODUCTS NON ELECTR	1 430	864	406
098 EDIBLE PRODUCTS,PREPS NES	117 783	37 861	17 477	694 STL,COPPR NAILS,NUTS,ETC	45 156	16 088	7 459
111 NON-ALCOHL BEVERAGES NES	19 330	1 780	788	695 TOOLS	5 431	18 518	8 560
112 ALCOHOLIC BEVERAGES	565 356	81 402	37 886	696 CUTLERY	162	1 171	560
122 TOBACCO MFRS	24 072	73 919	34 303	697 BASE MTL HOUSEHOLD EQUIP	33 013	30 770	14 482
211 HIDES,SKINS,UNDRESSED	16 907	6 368	2 910	699 OTHER METAL MANUFACTURES	107 574	59 361	27 542
212 FUR SKINS UNDRESSED	3 191	153 442	68 921	711 STEAM BOILERS & AUX PLNT	9 414	6 583	3 088
222 SEEDS FOR SOFT/FIXED OIL	2 787 032	298 136	142 400	712 STEAM ENGINES,TURBINES	51	766	359
223 SEEDS FOR OTH FIXED OILS	11 114	1 947	934	713 INTRNL COMBUS PISTN ENGN	11 206	17 081	7 675
233 RUBBER,SYNTHTIC,RECLAMD	5 282	325	146	714 ENGINES & MOTORS NES	1 320	6 638	3 042
244 CORK RAW AND WASTE	608	818	368	716 ROTATING ELECTRIC PLANT	79 974	64 667	29 862
246 PULPWOOD,CHIPS,WOODWASTE	106 187	1 113	524	718 OTH POWER GENERATG MACHY	8 772	25 025	11 512
247 OTH WOOD ROUGH SQUARED	30 189	1 088	486	721 AGRIC MACHY,EXC TRACTORS	76 368	66 785	30 818
248 WOOD SHAPED	109 149	8 274	3 839	722 TRACTORS NON-ROAD	4 449	1 571	742
251 PULP AND WASTE PAPER	512 377	20 384	9 433	723 CIVIL ENGINEERG EQUIP ETC	11 446	8 913	4 210
263 COTTON	2 676	356	165	724 TEXTILE,LEATHER MACHNRY	6 515	18 091	8 332
266 SYNTHETIC FIBRE TO SPIN	49 009	15 223	7 087	725 PAPER ETC MILL MACHINERY	6 329	7 434	3 427
267 OTHER MAN-MADE FIBRES	4 632	293	138	726 PRINTG,BKBDNG MACHY,PTS	6 011	19 097	8 695
268 WOOL(EXC TOPS),ANML HAIR	737	697	326	727 FOOD MACHRY NON-DOMESTIC	6 313	15 261	7 002
269 WASTE OF TEXTILE FABRICS	3 909	229	108	728 OTH MACHY FOR SPCL INDUS	25 280	57 798	27 074
273 STONE,SAND AND GRAVEL	10 074 560	18 551	8 717	736 MACHINE TOOLS FOR METAL	17 849	23 962	11 206
274 SULPHUR ETC	31 249	396	188	737 METALWORKING MACHNRY NES	5 246	10 393	4 840
278 OTHER CRUDE MINERALS	773 476	8 333	3 885	741 HEATING,COOLING EQUIPMNT	42 294	82 048	38 137
281 IRON ORE,CONCENTRATES	24 965	238	115	742 PUMPS FOR LIQUIDS ETC	155 408	107 028	49 423
282 IRON AND STEEL SCRAP	1 457 945	23 963	10 922	743 PUMPS NES,CENTRFUGES ETC	112 737	88 877	41 342
287 BASE METAL ORES,CONC NES	3 404	160	80	744 MECHANICAL HANDLING EQU	45 919	51 566	23 953
288 NONFER METAL SCRAP NES	358 521	57 760	26 689	745 NONELEC MACHY,TOOLS NES	25 454	60 461	27 886
289 PREC METAL ORE WASTE NES	89	8 847	4 118	746 NONELEC MACH PTS,ACC NES	63 100	163 172	75 500
291 CRUDE ANIMAL MTRIALS NES	240 594	42 693	19 753	751 OFFICE MACHINES	595	3 790	1 770
292 CRUDE VEG MATERIALS NES	555 108	241 343	111 800	752 AUTOMATIC DATA PROC EQUIP	2 253	58 883	27 249
334 PETROLEUM PRODUCTS,REFIN	2 657 515	78 254	35 400	759 OFFICE & ADP MCH PTS,ACC	1 229	17 879	8 325
335 RESIDUAL PETRLM PROD NES	223 295	10 706	4 962	761 TELEVISION RECEIVERS	1 897	7 798	3 717
351 ELECTRIC ENERGY				762 RADIO BROADCAST RECEIVRS	589	3 284	1 544
411 ANIMAL OILS AND FATS	447 395	27 656	12 514	763 SOUND RECORDRS,PHONOGRPH	686	5 859	2 771
423 FIXED VEG OILS,SOFT	120 402	8 559	3 986	764 TELECOM EQPT,PTS,ACC NES	23 895	80 147	37 364
424 FIXED VEG OIL NONSOFT	13 706	3 637	1 686	771 ELECTRIC POWER MACHY NES	2 735	8 248	3 845
431 PROCESD ANML VEG OIL,ETC	139 413	26 323	12 123	772 SWITCHGEAR ETC & PTS NES	5 086	37 467	17 322
511 HYDROCARBONS NES,DERIVS	666	190	89	773 ELECTR DISTRIBUTING MACH	2 225	5 490	2 546
512 ALCOHOLS,PHENOLS,ETC	1 493	539	250	774 ELECTRO-MEDCL,XRAY EQUIP	1 387	20 449	9 484
513 ORGANIC ACIDS,ETC	48 093	16 810	7 660	775 HOUSEHOLD TYPE EQUIP NES	31 243	27 370	12 861
514 NITROGEN-FUNCTN COMPOUNDS	6 189	4 166	1 887	776 TRANSISTORS,VALVES,ETC	417	9 172	4 225
515 ORG-INORG COMPOUNDS ETC	6 744	8 445	3 910	778 ELECTRICAL MACHINERY NES	18 722	30 870	14 399
516 OTHER ORGANIC CHEMICALS	21 490	24 914	11 486	781 PASS MOTOR VEH EXC BUSES	8 096	11 461	5 336
522 INORG ELEMNTS,OXIDES,ETC	30 350	4 137	1 925	782 LORRIES,SPCL MTR VEH NES	9 314	7 183	3 358
523 OTH INORGANIC CHEMICALS	21 095	1 054	488	783 ROAD MOTOR VEHICLES NES	813	837	397
531 SYNT DYE,NAT INDOG,LAKES	5 070	9 035	4 185	784 MOTOR VEHCL PTS,ACC NES	87 327	58 863	27 148
532 DYES NES,TANNING PRODS	176	74	35	785 MOTOR & OTHER CYCLES ETC	922	1 639	744
533 PIGMENTS,PAINTS,ETC	53 735	29 658	13 551	786 VEH NES NONMOTR,TRAILERS	57 306	27 780	12 770
541 MEDICINAL ETC PRODUCTS	11 960	109 529	50 499	791 RAILWAY VEHICLES	1 226	391	182
551 ESSENTL OIL,PERFUME,ETC	193	794	373	792 AIRCRAFT	159	6 255	2 811
553 PERFUMERY,COSMETICS,ETC	2 176	4 410	2 047	793 SHIPS AND BOATS	15 055	17 989	8 269
554 SOAPS,CLEANING ETC PREPS	66 760	9 955	4 631	812 PLUMBGG,HEATNG,LGHTNG EQU	63 876	39 252	18 319
562 FERTILIZERS MANUFACTURED	1 549 728	38 058	17 779	821 FURNITURE	372 109	315 676	146 852
582 PROD OF CONDENSATION ETC	77 558	20 975	9 640	831 TRAVEL GOODS,HANDBAGS	2 013	3 384	1 569
583 PROD OF POLYMERIZING ETC	132 654	39 916	18 399	842 MENS OUTERWEAR NOT KNIT	3 370	16 841	7 801
584 CELLULOSE DERIVATIVES ETC	2 073	1 891	863	843 WOMENS OUTERWEAR NONKNIT	4 167	27 451	12 786
585 PLASTIC MATERIALS NES	553	2 605	1 198	844 UNDERWEAR NOT KNIT	273	1 735	808
591 PESTICIDES,DISINFECTANTS	19 765	19 488	9 569	845 OUTERWEAR KNIT NONELASTC	10 200	61 632	28 559
592 STARCH,INULIN, GLUTEN,ETC	48 521	12 386	5 830	846 UNDERWEAR KNITTED	2 433	15 936	7 348
598 MISC CHEMICAL PRODS NES	235 409	39 778	18 416	847 TXLT CLTHNG ACCESRYS NES	406	1 534	694
611 LEATHER	1 457	8 026	3 694	848 HEADGEAR,NONTXLT CLOTHNG	347	3 804	1 822
612 LEATHER ETC MANUFACTURES	1 064	2 034	947	851 FOOTWEAR	7 010	36 974	17 025
613 FUR SKINS TANNED,DRESSED	207	1 546	710	854 OPTICAL INSTRUMENTS	68	1 540	700
621 MATERIALS OF RUBBER	15 684	11 787	5 444	872 MEDICAL INSTRUMENTS NES	11 206	41 528	19 201
625 RUBBER TYRES,TUBES	29 712	8 451	3 936	873 METERS & COUNTERS NES	194	1 645	746
628 RUBBER ARTICLES NES	8 875	15 633	7 197	874 MEASURING,CONTROLNG INSTR	7 989	104 838	48 348
633 CORK MANUFACTURES	300	156	69	881 PHOTO APPAR & EQUIPT NES	4 542	29 964	13 904
634 VENEERS,PLYWOOD,ETC	67 127	15 872	7 387	882 PHOTO,CINEMA SUPPLIES	334	2 636	1 221
635 WOOD MANUFACTURES NES	347 105	111 684	52 142	883 DEVELOPED CINEMA FILM	53	383	175
641 PAPER AND PAPERBOARD	476 251	51 568	23 771	884 OPTICAL GOODS NES	62	2 756	1 274
642 ARTICLES OF PAPER ETC	317 726	71 607	33 128	885 WATCHES AND CLOCKS	150	1 699	793
651 TEXTILE YARN AND THREAD	70 564	75 364	34 845	892 PRINTED MATTER	27 160	43 763	20 208
652 COTTON FABRICS,WOVEN	4 597	10 534	4 853	893 ARTICLES OF PLASTIC NES	124 715	120 891	56 010
653 WOVN MAN-MADE FIB FABRIC	5 175	9 726	4 522	894 TOYS,SPORTING GOODS,ETC	43 796	110 755	52 003
654 OTH WOVEN TEXTILE FABRIC	3 592	7 441	3 432	895 OFFICE SUPPLIES NES	1 643	2 778	1 295
				896 WORKS OF ART ETC	7 129	23 773	11 095
				897 GOLD,SILVER WARE,JEWELRY	136	5 484	2 586



## 7 IMPORTS AND EXPORTS (SPECIAL TRADE) BY COUNTRIES OF PRODUCTION AND CONSUMPTION AND BY GROUPS OF THE SITC-REV. II 1986

GROUP DESCRIPTION	DT = 100 KG	1 000 DM	1 000 \$	GROUP DESCRIPTION	DT = 100 KG	1 000 DM	1 000 \$
898 MUSICAL INSTRUMENTS,PTS	8 572	42 533	19 973	598 MISC CHEMICAL PRODS NES	565 571	118 430	54 806
899 OTHER MANUFACTURED GOODS	10 832	33 687	15 628	611 LEATHER	3 106	13 809	6 509
941 ZOO ANIMALS,PETS	261	2 046	944	612 LEATHER ETC MANUFACTURES	3 794	8 594	4 003
951 WAR FIREARMS,AMMUNITION	85	130	59	613 FUR SKINS TANNED,DRESSED	330	7 083	3 271
961 COIN NONGOLD,NONCURRENT	1	82	38	621 MATERIALS OF RUBBER	29 672	26 055	12 075
971 GOLD, NON MONETARY NES	25	1 996	920	625 RUBBER TYRES,TUBES	76 571	52 734	24 410
EXPORTS	41 392 533	12 214 641	5 648 211	628 RUBBER ARTICLES NES	14 846	35 291	16 321
001 LIVE ANIMALS	1 892	2 632	1 224	633 CORK MANUFACTURES	1 836	1 651	763
011 MEAT FRESH,CHILLO,FROZEN	92 529	59 924	28 147	634 VENEERS,PLYWOOD,ETC	1 143 968	112 389	51 683
012 MEAT DRIED,SALTED,SMOKED	720	1 015	471	635 WOOD MANUFACTURES NES	126 950	21 076	9 770
014 MEAT PREPD,PRSTD,NES ETC	20 888	13 828	6 366	641 PAPER AND PAPERBOARD	777 162	156 360	72 196
022 MILK AND CREAM	167 521	47 293	21 981	642 ARTICLES OF PAPER ETC	322 473	108 876	50 447
023 BUTTER	15 744	5 307	2 512	651 TEXTILE YARN AND THREAD	202 656	171 878	79 066
024 CHEESE AND CURD	12 038	8 196	3 750	652 COTTON FABRICS,WOVEN	23 504	55 289	25 304
025 EGGS,BIRDS,FRESH,PRSRVD	11 569	2 112	990	653 WOVN MAN-MADE FIB FABRIC	29 057	73 830	34 180
034 FISH FRESH,CHILLED,FROZN	81 512	18 131	8 390	654 OTH WOVEN TEXTILE FABRIC	3 984	10 035	4 644
035 FISH SALTED,DRIED,SMOKED	113	143	64	655 KNIT ETC FABRICS	9 566	20 537	9 483
036 SHELL FISH FRESH,FROZEN	8 427	1 918	886	656 LACE,RIBBONS,TULLE,ETC	2 300	8 931	4 151
037 FISH ETC PREPD PRSTD NES	5 645	4 668	2 200	657 SPECIAL TEXTILE ETC PROD	56 670	75 623	35 064
041 WHEAT ETC UNMILLED	427 396	21 800	9 805	658 TEXTILE ARTICLES NES	30 557	34 483	16 011
042 RICE	92 820	18 066	8 261	659 FLOOR COVERINGS ETC	41 672	32 085	14 865
043 BARLEY UNMILLED	281 658	11 003	5 143	661 CEMENT ETC BUILDING PROD	513 188	14 709	6 803
044 MAIZE UNMILLED	258 435	17 006	7 796	662 CLAY,REFRACTORY BLDG PRD	499 031	38 094	17 583
045 CEREALS NES UNMILLED	119 457	5 616	2 588	663 OTH NONMETAL MINERAL MFS	286 883	46 214	21 380
046 WHEAT ETC MEAL OR FLOUR	36 387	2 513	1 178	664 GLASS	155 480	40 297	18 596
047 OTHER CEREAL MEALS,FLOUR	347 641	23 391	10 827	665 GLASSWARE	135 003	31 784	14 766
048 CEREAL ETC PREPARATIONS	266 041	52 147	24 156	666 POTTERY	34 878	20 921	9 801
054 VEG ETC FRSH,SMPLY PRSTD	167 926	22 103	10 130	667 PEARL,PREC-,SEMI-P STONE	11	1 903	877
056 VEGTBLES ETC PRSTD,PREPD	56 891	11 082	5 121	671 PIG IRON ETC	55 437	7 480	3 441
057 FRUIT,NUTS,FRESH,DRIED	373 080	50 411	23 612	672 IRON,STL PRIMARY FORMS	216 886	18 248	8 344
058 FRUIT PRESERVED,PREPARED	202 678	42 559	19 697	673 IRON AND STEEL SHAPES	812 934	100 314	46 064
061 SUGAR AND HONEY	248 367	19 558	9 089	674 IRN,STL UNIV,PLATE,SHEET	1 123 677	151 219	69 532
062 SUGAR PREPS NON-COCOA	12 399	6 816	3 144	675 IRON,STEEL HOOP,STRIP	352 775	57 797	26 708
071 COFFEE AND SUBSTITUTES	75 203	100 278	44 931	676 RAILWY RAILS ETC IRN,STL	85 919	11 058	5 059
072 COCOA	14 394	7 661	3 492	677 IRN,STL WIRE EXCL W ROD	134 857	21 741	10 034
073 CHOCOLATE AND PRODUCTS	53 641	39 924	18 543	678 IRON,STL TUBES,PIPES,ETC	1 031 786	210 844	96 865
074 TEA AND MATE	3 125	2 721	1 250	679 IRN,STL CASTINGS UNWORKE	57 682	19 787	9 118
075 SPICES	7 260	7 213	3 352	681 SILVER,PLATINUM,ETC	233	7 448	3 397
081 FEEDING STUFF FOR ANIMLS	6 582 820	317 333	146 724	682 COPPER EXC CEMENT COPPER	213 974	107 757	49 722
091 MARGARINE AND SHORTENING	20 170	2 988	1 361	683 NICKEL	1 067	3 388	1 573
098 EDIBLE PRODCTS,PREPS NES	85 435	23 461	10 864	684 ALUMINIUM	254 768	136 808	62 989
111 NON-ALCOHL BEVERAGES NES	27 969	3 524	1 621	685 LEAD	133 042	15 948	7 358
112 ALCOHOLIC BEVERAGES	129 405	39 131	18 051	686 ZINC	19 513	5 293	2 470
121 TOBACCO UNMNFCTRD,REFUSE	136	140	67	687 TIN	1 471	1 862	849
122 TOBACCO MFRS	3 063	10 550	4 891	688 NON-FER BASE METALS NES	91	419	194
211 HIDES,SKINS,UNDRESSED	8 947	3 642	1 669	691 STRUCTURES AND PARTS NES	138 756	60 427	28 165
212 FUR SKINS UNDRESSED	228	9 790	4 620	692 METAL TANKS,BOXES,ETC	76 776	44 672	20 607
222 SEEDS FOR SOFT/FIXED OIL	78 150	6 073	2 793	693 WIRE PRODUCTS NON ELECTR	148 847	26 366	12 278
223 SEEDS FOR OTH FIXED OILS	19 729	2 195	1 018	694 STL,COPPR NAILS,NUTS,ETC	95 350	62 122	28 875
232 NATURAL RUBBER,GUMS	2 509	602	275	695 TOOLS	33 078	105 214	48 659
233 RUBBER,SYNTHIC,RECLAIND	43 749	14 175	6 552	696 CUTLERY	4 911	23 395	10 881
245 FUEL WOOD NES,CHARCOAL	9 086	976	437	697 BASE MTL HOUSEHOLD EQUIP	23 719	26 774	12 369
246 PULPWOOD,CHIPS WOODWASTE	251 612	3 403	1 569	699 OTHER METAL MANUFACTURES	170 324	168 071	77 854
247 OTH WOOD ROUGH,SQUARED	1 337 350	20 717	9 404	700 INDUSTRIAL PLANT,CHAP 84	1 363	2 863	1 426
248 WOOD SHAPED	384 561	30 527	13 956	711 STEAM BOILERS & AUX PLNT	11 981	7 221	3 314
251 PULP AND WASTE PAPER	237 587	5 132	2 367	712 STEAM ENGINES,TURBINES	421	3 198	1 489
263 COTTON	5 456	1 296	591	713 INTRNL COMBUS PISTN ENGN	44 312	92 235	42 557
266 SYNTHETIC FIBRE TO SPIN	13 983	5 524	2 553	714 ENGINES & MOTORS NES	197	11 349	5 302
267 OTHER MAN-MADE FIBRES	2 203	618	283	716 ROTATING ELECTRIC PLANT	75 309	104 251	48 179
268 WOOL(EXC TOPS),ANML HAIR	4 049	2 726	1 245	718 OTH POWER GENERATG MACHY	6 279	17 451	8 057
269 WASTE OF TEXTILE FABRICS	2 514	561	258	721 AGRIC MACHY,EXC TRACTORS	117 934	133 720	61 773
271 FERTILIZERS,CRUDE	2 243	69	32	722 TRACTORS NON-ROAD	71 271	85 628	39 284
273 STONE,SAND AND GRAVEL	361 592	4 713	2 205	723 CIVIL ENGINEERG EQUIP ETC	92 196	96 087	44 480
274 SULPHUR ETC	428 483	15 964	7 209	724 TEXTILE,LEATHER MACHNRY	16 448	69 968	31 993
278 OTHER CRUDE MINERALS	1 302 423	14 999	6 895	725 PAPER ETC MILL MACHINERY	9 118	34 369	16 276
282 IRON AND STEEL SCRAP	294 882	6 687	3 068	726 PRINTG,BKBDNG MACHY,PTS	48 551	191 184	85 571
287 BASE METAL ORES,CONC NES	23 844	979	447	727 FOOD MACHNRY NON-DOMESTIC	9 026	35 232	18 362
288 NONFERR METAL SCRAP NES	48 018	9 231	4 250	728 OTH MACHY FOR SPCL INDUS	91 141	223 253	103 666
291 CRUDE ANIMAL MTRIALS NES	123 005	16 295	7 496	736 MACHINE TOOLS FOR METAL	34 869	121 382	56 323
292 CRUDE VEG MATERIALS NES	68 101	53 386	24 859	737 METALWORKING MACHNRY NES	9 052	34 819	16 104
322 COAL,LIGNITE,PEAT	125 173	2 994	1 371	741 HEATING,COOLING EQUIPMNT	47 734	90 918	42 167
323 BRIQUETS,COKE,SEMI-COKE	162 134	5 909	2 713	742 PUMPS FOR LIQUIDS ETC	17 179	61 378	28 414
334 PETROLEUM PRODUCTS,REFIN	1 156 392	83 445	37 337	743 PUMPS NES,CENTRFUGES ETC	118 593	157 766	72 859
335 RESIDUAL PETRLM PROD NES	1 325 473	55 254	25 428	744 MECHANICAL HANDLING EQU	76 868	97 557	45 272
351 ELECTRIC ENERGY	•	•	•	745 NONELEC MACHY,TOOLS NES	26 965	119 050	55 500
411 ANIMAL OILS AND FATS	94 293	6 957	3 127	749 NONELEC MACH PTs,ACC NES	135 586	293 564	135 860
423 FIXED VEG OILS,SOFT	420 918	47 141	21 842	751 OFFICE MACHINES	12 418	75 575	35 043
424 FIXED VEG OIL NONSOFT	103 479	11 480	5 328	752 AUTOMTIC DATA PROC EQUIP	11 653	229 031	106 116
431 PROCESD ANML VEG OIL,ETC	1 176 801	102 857	47 165	759 OFFICE & ADP MCH PTs,ACC	2 966	67 989	31 705
511 HYDROCARBONS NES,DERIVS	65 289	12 507	5 771	761 TELEVISION RECEIVERS	17 466	56 352	25 657
512 ALCOHOLS,PHENOLS,ETC	339 339	61 092	27 957	762 RADIO BROADCAST RECEIVRS	4 030	18 618	8 601
513 ORGANIC ACIDS,ETC	191 687	39 768	18 387	763 SOUND RECORDRS,PHONOGRPH	4 564	47 053	21 793
514 NITROGEN-FUNCTN COMPOUNDS	82 308	28 127	13 069	764 TELECOM EQPT,PTS,ACC NES	13 450	169 831	79 474
515 ORG-INORG COMPOUNDS ETC	15 455	23 004	10 535	771 ELECTRIC POWER MACHY NES	29 940	44 239	20 583
516 OTHER ORGANIC CHEMICALS	103 918	24 883	11 558	772 SWITCHGEAR ETC & PTS NES	35 226	194 484	89 715
522 INORG ELEMNTS,OXIDES,ETC	1 927 659	90 451	40 875	773 ELECTR DISTRIBUTING MACH	89 104	81 042	37 575
523 OTHR INORGANIC CHEMICALS	912 967	62 505	28 648	774 ELECTRO-MEDCL,XRAY EQUIP	783	20 424	9 427
524 RADIOACTIVE ETC MATERIAL	16	1 880	866	775 HOUSEHOLD TYPE EQUIP NES	151 727	177 219	82 284
531 SYNT DYE,NAT INDGO,LAKES	20 408	40 064	18 527	776 TRANSISTORS,VALVES,ETC	4 135	54 278	25 153
532 DYES NES,TANNING PRODS	3 007	1 556	720	778 ELECTRICAL MACHINERY NES	71 301	194 683	90 240
533 PIGMENTS,PAINTS,ETC	161 342	84 019	38 980	781 PASS MOTOR VEH EXC BUSES	518 175	684 090	315 962
541 MEDICINAL ETC PRODUCTS	28 265	129 272	59 912	782 LORRIES,SPCL MTR VEH NES	241 599	317 348	148 244
551 ESSENTL OIL,PERFUME ETC	2 869	5 399	2 487	783 ROAD MOTOR VEHICLES NES	34 135	57 056	26 173
553 PERFUMERY,COSMETICS,ETC	25 694	24 958	11 603	784 MOTOR VEHCL PTs,ACC NES	195 778	256 718	118 796
554 SOAPS,CLEANING ETC PREPS	175 672	45 519	21 191	785 MOTOR & OTHER CYCLES ETC	30 382	44 788	20 383
562 FERTILIZERS MANUFACTURED	1 693 442	65 586	29 720	786 VEH NES NONMOTR,TRAILERS	162 911	136 995	63 188
572 EXPLOSIVES,PYROTECH PROD	1 820	4 264	2 025	791 RAILWAY VEHICLES	11 755	17 781	8 371
582 PROD OF CONDENSATION ETC	291 653	154 625	71 319	792 AIRCRAFT	214	4 903	2 247
583 PROD OF POLYMERIZING ETC	1 206 035	358 237	165 209	793 SHIPS AND BOATS	38 053	15 875	7 574
584 CELLULOSE DERIVATIVES ETC	18 886	16 457	7 570	792 PLUMBG,HEATING LGHTNG EQU	20 985	34 236	15 922
585 PLASTIC MATERIALS NES	18 666	7 127	3 278	821 FURNITURE	164 681	102 718	47 331
591 PESTICIDES,DISINFECTANTS	35 769	33 101	14 792	831 TRAVEL GOODS,HANDBAGS	3 857	11 865	5 588
592 STARCH,INULIN,GLUTEN,ETC	146 367	27 763	12 839	842 MENS OUTERWEAR NOT KNIT	6 146	30 953	14 441
				843 WOMENS OUTERWEAR NONKNIT	13 388	101 990	47 205
				844 UNDERWEAR NOT KNIT	2 551	10 735	5 041



## 7 IMPORTS AND EXPORTS (SPECIAL TRADE) BY COUNTRIES OF PRODUCTION AND CONSUMPTION AND BY GROUPS OF THE SITC-REV. II 1986

GROUP DESCRIPTION	DT = 100 KG	1 000 DM	1 000 \$	GROUP DESCRIPTION	DT = 100 KG	1 000 DM	1 000 \$
845 OUTERWEAR KNIT NONELASTIC	8 453	46 562	21 647	672 IRON, STL PRIMARY FORMS	104 499	7 241	3 252
846 UNDERWEAR KNITTED	3 208	16 940	7 845	673 IRON AND STEEL SHAPES	21 323	1 555	708
847 TXTL CLTHNG ACCESRYS NES	1 654	9 833	4 611	674 IRN, STL UNIV. PLATE, SHEET	147 893	14 465	6 612
848 HEADGEAR, NONTXTL CLOTHNG	2 564	26 762	12 464	675 IRON, STEEL HOOP, STRIP	30 247	4 189	1 914
851 FOOTWEAR	1 759	53 673	24 745	678 IRON, STL TUBES, PIPES, ETC	2 711	340	157
871 OPTICAL INSTRUMENTS	368	9 523	4 392	679 IRN, STL CASTINGS UNWORKE	381	157	73
872 MEDICAL INSTRUMENTS NES	4 998	34 478	16 001	682 COPPER EXC CEMENT COPPER	27 528	12 500	5 725
873 METERS & COUNTERS NES	2 361	11 931	5 539	684 ALUMINIUM	60 641	28 799	13 349
874 MEASURNG, CONTROLNG INSTR	11 649	148 532	68 888	685 LEAD	3 049	268	121
881 PHOTO APPAR & EQUIPT NES	3 492	30 391	14 126	686 ZINC	1 306	155	75
882 PHOTO, CINEMA SUPPLIES	22 536	50 328	23 311	689 NON-FER BASE METALS NES	717	321	143
883 DEVELOPED CINEMA FILM	39	514	243	691 STRUCTURES AND PARTS NES	249	162	72
884 OPTICAL GOODS NES	717	40 554	18 841	692 METAL TANKS, BOXES, ETC	516	296	135
885 WATCHES AND CLOCKS	2 014	20 443	9 572	694 STL, COPPR NAILS, NUTS, ETC	139	160	77
892 PRINTED MATTER	197 053	120 940	56 322	695 TOOLS	68	1 093	505
893 ARTICLES OF PLASTIC NES	168 738	162 399	75 331	697 BASE MTL HOUSEHOLD EQUIP	1 351	2 029	942
894 TOYS, SPORTING GOODS, ETC	23 488	42 966	20 032	699 OTHER METAL MANUFACTURES	3 739	2 229	1 031
895 OFFICE SUPPLIES NES	8 700	27 276	12 631	713 INTRNL COMBUS PISTN ENGN	270	819	366
896 WORKS OF ART ETC	209	14 796	6 677	714 ENGINES & MOTORS NES	28	4 876	2 237
897 GOLD, SILVER WARE, JEWELRY	273	34 426	16 085	716 ROTATING ELECTRIC PLANT	266	448	203
898 MUSICAL INSTRUMENTS, PTS	13 628	50 473	23 456	722 TRACTORS NON-ROAD	1 244	1 165	564
899 OTHER MANUFACTURED GOODS	44 073	44 050	20 402	724 TEXTILE, LEATHER MACHNRY	465	1 856	858
941 ZOO ANIMALS, PETS	1 512	3 551	1 621	726 PRINTG, BKBINDG MACHY, PTS	19	82	41
951 WAR FIREARMS, AMMUNITION	251	1 783	835	728 OTH MACHY FOR SPCL INDUS	189	453	209
971 GOLD, NON MONETARY NES		2 485	1 172	736 MACHINE TOOLS FOR METAL	220	381	169
				737 METALWORKING MACHNRY NES	1 010	518	239
GREECE				741 HEATING, COOLING EQUIPMNT	860	1 201	577
IMPORTS	10 750 036	3 281 622	1 522 448	742 PUMPS FOR LIQUIDS ETC	47	348	154
011 MEAT FRESH, CHILLD, FROZEN	1 380	539	255	743 PUMPS NES, CENTRIFUGES ETC	92	659	297
022 MILK AND CREAM	1 941	667	307	744 MECHANICAL HANDLING EQU	533	408	179
024 CHEESE AND CURD	19 053	16 258	7 524	745 NONELEC MACHY TOOLS NES	482	971	474
034 FISH FRESH, CHILLED, FROZN	1 989	2 340	1 087	749 NONELEC MACH PTS, ACC NES	1 218	1 819	848
035 FISH SALTED, DRIED, SMOKED	620	280	127	752 AUTOMTIC DATA PROC EQUIP	27	291	144
036 SHELL FISH FRESH, FROZEN	561	833	405	759 OFFICE & ADP MCH PTS, ACC	47	293	142
037 FISH ETC PREPD PRSVD NES	1 948	1 944	910	764 TELECOM EQPT, PTS, ACC NES	2 899	25 920	11 907
042 RICE	2 652	162	72	771 ELECTRIC POWER MACHY NES	191	306	143
044 MAIZE UNMILLED	637 905	32 311	16 076	772 SWITCHGEAR ETC & PTS NES	9 733	21 437	9 850
048 CEREAL ETC PREPARATIONS	7 817	1 561	730	773 ELECTRIC DISTRIBUTING MACH	12 322	7 615	3 483
054 VEG ETC FRSH, SMPLY PRSVD	651 250	113 966	51 802	775 HOUSEHOLD TYPE EQUIP NES	5 791	3 511	1 653
056 VEGETABLES ETC PRSVD, PREPD	211 490	36 884	16 911	776 TRANSISTORS, VALVES, ETC	7	94	42
057 FRUIT, NUTS, FRESH, DRIED	1 994 180	247 060	115 749	778 ELECTRICAL MACHINERY NES	8 177	6 805	3 162
058 FRUIT PRESERVED, PREPARED	847 801	125 474	57 492	781 PASS MOTOR VEH EXC BUSES	884	1 417	674
061 SUGAR AND HONEY	845	375	172	782 LORRIES, SPCL MTR VEH NES	158	72	32
062 SUGAR PREPS NON-COCOA	8 027	3 029	1 388	783 ROAD MOTOR VEHICLES NES	252	415	202
071 COFFEE AND SUBSTITUTES	199	325	146	784 MOTOR VEHCL PTS, ACC NES	898	1 395	636
072 COCOA	580	603	283	785 MOTOR & OTHER CYCLES ETC	150	157	72
075 SPICES	19 607	3 886	1 795	786 VEH NES NONMOTR, TRAILERS	590	169	79
081 FEEDING STUFF FOR ANIMLS	7 704	762	340	791 RAILWAY VEHICLES	212	104	52
098 EDIBLE PRODUCTS, PREPS NES	16 361	6 277	2 908	792 AIRCRAFT	32	2 904	1 303
112 ALCOHOLIC BEVERAGES	287 944	80 950	37 877	793 SHIPS AND BOATS	35 789	891	439
121 TOBACCO UNMNFCTRD, REFUSE	94 939	68 013	31 482	812 PLUMBNG, HEATNG, LGHTNG EQU	316	556	258
122 TOBACCO MFRS	4 674	4 258	1 961	821 FURNITURE	354	428	204
212 FUR SKINS UNRESSED	1	82	36	831 TRAVEL GOODS, HANDBAGS	372	1 675	763
222 SEEDS FOR SOFT/FIXED OIL	380 734	35 309	17 471	842 MENS OUTERWEAR NOT KNIT	32 543	139 852	65 126
263 COTTON	160 081	22 534	10 671	843 WOMENS OUTERWEAR NONKNIT	77 832	432 745	200 306
266 SYNTHETIC FIBRE TO SPIN	5 813	2 130	1 048	844 UNDERWEAR NOT KNIT	1 380	3 949	1 879
268 WOOL(EXC TOPS), ANML HAIR	3 013	1 246	579	845 UNDERWEAR KNIT NONELASTIC	73 250	304 457	140 802
269 WASTE OF TEXTILE FABRICS	2 138	378	174	846 UNDERWEAR KNITTED	80 498	269 833	123 419
273 STONE, SAND AND GRAVEL	85 879	3 296	1 554	847 TXTL CLTHNG ACCESRYS NES	1 043	3 213	1 458
277 NATURAL ABRASIVES NES	639 201	3 198	1 439	848 HEADGEAR, NONTXTL CLOTHNG	6 907	412 597	194 584
278 OTHER CRUDE MINERALS	1 941 832	51 400	23 719	851 FOOTWEAR	10 490	50 560	23 541
282 IRON AND STEEL SCRAP	3 689	172	82	871 OPTICAL INSTRUMENTS	1	75	36
287 BASE METAL ORES, CONC NES	219 022	3 778	1 710	872 MEDICAL INSTRUMENTS NES	15	160	76
288 NONFER METAL SCRAP NES	17 143	1 664	785	874 MEASURNG, CONTROLNG INSTR	23	1 666	768
289 PREC METAL ORE, WASTE NES	1	4 219	1 906	881 PHOTO APPAR & EQUIPT NES	1	65	30
291 CRUDE ANIMAL MTRIALS NES	1 434	2 460	1 162	882 PHOTO, CINEMA SUPPLIES	3	199	90
292 CRUDE VEG MATERIALS NES	11 891	7 102	3 254	892 PRINTED MATTER	6 476	2 834	1 303
334 PETROLEUM PRODUCTS, REFIN	715 636	19 965	9 270	893 ARTICLES OF PLASTIC NES	3 921	3 524	1 651
423 FIXED VEG OILS, SOFT	1 954	996	454	894 TOYS, SPORTING GOODS, ETC	349	454	216
522 INORG ELEMNTS, OXIDES, ETC	5 192	1 528	717	896 WORKS OF ART ETC	343	3 241	1 523
531 SYNT DYE, NAT INDGO, LAKES	1 177	3 241	1 517	897 GOLD, SILVER WARE, JEWELRY	39	1 665	780
533 PIGMENTS, PAINTS, ETC	2 266	1 151	533	898 MUSICAL INSTRUMENTS, PTS	657	2 154	986
541 MEDICINAL ETC PRODUCTS	3 735	1 594	747	899 OTHER MANUFACTURED GOODS	335	1 103	507
551 ESSENTL OIL, PERFUME, ETC	425	792	349	EXPORTS	8 696 740	5 212 841	2 414 643
553 PERFUMERY, COSMETICS, ETC	682	677	317	001 LIVE ANIMALS	1 243	1 106	509
554 SOAPS, CLEANING ETC PREPS	273	148	64	011 MEAT FRESH, CHILLD, FROZEN	882 344	527 309	244 445
582 PROD OF CONDENSATION ETC	528	180	77	014 MEAT PREPD, PRSVD, NES ETC	3 381	2 290	1 048
583 PROD OF POLYMERIZING ETC	26 663	9 222	4 253	022 MILK AND CREAM	459 793	109 596	49 902
585 PLASTIC MATERIALS NES	5 500	1 467	677	023 BUTTER	8 456	6 439	2 956
598 MISC CHEMICAL PRODS NES	8 561	197	92	024 CHEESE AND CURD	176 236	123 733	57 174
611 LEATHER	62	216	98	025 EGGS, BIRDS, FRESH, PRSVD	1 300	776	372
612 LEATHER ETC MANUFACTURES	76	445	210	034 FISH FRESH, CHILLED, FROZN	2 814	1 296	571
613 FUR SKINS TANNED, DRESSED	2 387	75 813	35 345	037 FISH ETC PREPD PRSVD NES	2 383	2 047	966
625 RUBBER TYRES, TUBES	5 821	3 599	1 713	042 RICE	4 655	1 373	641
628 RUBBER ARTICLES NES	822	412	193	043 BARLEY UNMILLED	558	95	47
634 VENEERS, PLYWOOD, ETC	4 769	1 163	523	048 CEREAL ETC PREPARATIONS	31 020	11 429	5 257
635 WOOD MANUFACTURES NES	1 479	552	257	054 VEG ETC FRSH, SMPLY PRSVD	18 144	2 774	1 254
641 PAPER AND PAPERBOARD	584	116	53	056 VEGETABLES ETC PRSVD, PREPD	2 001	679	320
642 ARTICLES OF PAPER ETC	5 795	1 516	692	057 FRUIT, NUTS, FRESH, DRIED	3 708	966	477
651 TEXTILE YARN AND THREAD	222 291	192 638	88 374	058 FRUIT PRESERVED, PREPARED	11 855	3 584	1 667
652 COTTON FABRICS, WOVEN	11 107	14 927	6 788	061 SUGAR AND HONEY	8 894	2 241	1 042
653 WOVN MAN-MADE FIB FABRIC	8 615	7 114	3 266	062 SUGAR PREPS NON-COCOA	1 991	1 241	577
654 OTH WOVEN, TEXTILE FABRIC	61	368	170	071 COFFEE AND SUBSTITUTES	2 715	5 194	2 400
655 KNIT ETC FABRICS	2 916	5 030	2 320	072 COCOA	6 109	4 153	1 956
656 LACE, RIBBONS, TULLE, ETC	344	460	212	073 CHOCOLATE AND PRODUCTS	4 241	3 522	1 659
657 SPECIAL TEXTILE ETC PROD	138	271	126	074 TEA AND MATE	50	116	58
658 TEXTILE ARTICLES NES	54 425	72 626	33 544	075 SPICES	326	295	139
659 FLOOR COVERINGS ETC	20 687	21 680	9 979	081 FEEDING STUFF FOR ANIMLS	54 364	10 179	4 737
661 CEMENT ETC BUILDING PROD	73 252	8 222	3 849	091 MARGARINE AND SHORTENING	77 248	10 430	4 608
662 CLAY, REFRACTORY BLDG PRO	2 380	286	134	098 EDIBLE PRODUCTS, PREPS NES	23 011	15 193	7 045
663 OTH NONMETAL MINERAL MFS	1 287	3 168	1 481	111 NON-ALCOHOL BEVERAGES NES	34 754	8 065	3 682
666 POTTERY	1 095	1 117	524	112 ALCOHOLIC BEVERAGES	18 184	4 103	1 901
671 PIG IRON ETC	457 809	89 401	40 625	121 TOBACCO UNMNFCTRD, REFUSE	10 772	18 396	8 471



## 7 IMPORTS AND EXPORTS (SPECIAL TRADE) BY COUNTRIES OF PRODUCTION AND CONSUMPTION AND BY GROUPS OF THE SITC-REV. II 1986

GROUP DESCRIPTION	DT = 100 KG	1 000 DM	1 000 \$	GROUP DESCRIPTION	DT = 100 KG	1 000 DM	1 000 \$
122 TOBACCO MFERS	10 244	22 014	10 327	699 OTHER METAL MANUFACTURES	29 415	28 652	13 315
211 HIDES, SKINS, UNDRESSED	6 639	1 897	883	700 INDUSTRIAL PLANT, CHAP 84	7 757	11 734	5 450
212 FUR SKINS UNDRESSED	44	2 194	951	703 INDUSTRIAL PLANT, CHAP 85	784	2 010	974
223 SEEDS FOR OTH FIXED OILS	622	117	53	711 STEAM BOILERS & AUX PLNT	4 580	3 013	1 394
233 RUBBER, SYNTHTIC, RECLAIMD	16 876	5 361	2 494	712 STEAM ENGINES, TURBINES	627	3 685	1 750
247 OTH WOOD ROUGH, SQUARED	29 930	1 087	491	713 INTRNL COMBUS PISTN ENGN	58 261	37 590	17 489
248 WOOD SHAPED	20 999	2 799	1 285	714 ENGINES & MOTORS NES	58	7 412	3 394
251 PULP AND WASTE PAPER	1 411	136	63	716 ROTATING ELECTRIC PLANT	14 083	15 463	7 242
263 COTTON	8 542	3 035	1 353	718 OTH POWER GENERATG MACHY	321	1 206	538
266 SYNTHETIC FIBRE TO SPIN	104 439	45 832	20 886	721 AGRIC MACHY, EXC TRACTORS	9 292	10 476	4 766
267 OTHER MAN-MADE FIBRES	30 325	18 344	8 395	722 TRACTORS NON-ROAD	15 100	13 453	6 357
268 WOOL(EXC TOPS), ANML HAIR	2 386	2 531	1 155	723 CIVIL ENGINEERG EQUIP ETC	68 743	22 916	10 572
269 WASTE OF TEXTILE FABRICS	3 871	543	257	724 TEXTILE, LEATHER MACHNRY	33 807	114 204	53 811
273 STONE, SAND AND GRAVEL	7 367	320	149	725 PAPER ETC MILL MACHINERY	1 738	6 421	2 941
274 SULPHUR ETC	286 830	7 505	3 687	726 PRINTG, BKBDNG MACHY, PTS	7 627	15 958	7 450
277 NATURAL ABRASIVES NES	185	7 849	3 597	727 FOOD MACHRY NON-DOMESTIC	3 409	9 200	4 302
278 OTHER CRUDE MINERALS	22 304	1 880	856	728 OTH MACHY FOR SPCL INDUS	39 243	79 066	36 935
282 IRON AND STEEL SCRAP	3 146	94	42	736 MACHINE TOOLS FOR METAL	10 371	15 519	7 291
287 BASE METAL ORES, CONC NES	3 514	209	97	737 METALWORKING MACHNRY NES	2 656	4 353	2 065
291 CRUDE ANIMAL MTRIALS NES	4 871	2 455	1 135	741 HEATING, COOLING EQUIPMNT	17 842	46 483	21 573
292 CRUDE VEG MATERIALS NES	3 919	4 005	1 822	742 PUMPS FOR LIQUIDS ETC	7 170	21 176	9 874
322 COAL, LIGNITE, PEAT	17 969	431	200	743 PUMPS NES, CENTRIFUGES ETC	21 646	58 072	27 231
323 BRIQUETS, COKE, SEMI-COKE	10 604	373	169	744 MECHANICAL HANDLING EQU	30 600	28 948	13 429
334 PETROLEUM PRODUCTS, REFIN	90 037	15 497	7 127	745 NONELEC MACHY, TOOLS NES	9 069	39 495	18 313
335 RESIDUAL PETRLM PROD NES	33 904	3 783	1 711	749 NONELEC MACH PTS, ACC NES	38 118	78 741	36 758
411 ANIMAL OILS AND FATS	3 867	672	308	751 OFFICE MACHINES	1 784	6 234	2 916
423 FIXED VEG OILS, SOFT	19 341	2 307	1 038	752 AUTOMATIC DATA PROC EQUIP	1 680	22 146	10 256
424 FIXED VEG OIL NONSOFT	3 660	597	276	759 OFFICE & ADP MCH PTS, ACC	276	5 239	2 434
431 PROCESD ANML VEG OIL, ETC	105 562	15 891	7 373	761 TELEVISION RECEIVERS	8 965	37 496	17 567
511 HYDROCARBONS NES, DERIVS	46 777	5 571	2 530	762 RADIO BROADCAST RECEIVRS	957	3 982	1 854
512 ALCOHOLS, PHENOLS, ETC	27 795	8 674	3 975	763 SOUND RECORDRS, PHONOGRPH	11 113	107 828	50 603
513 ORGANIC ACIDS, ETC	125 913	28 208	13 017	764 TELECOM EQPT, PTS, ACC NES	21 985	131 662	61 299
514 NITROGEN-FUNCTN COMPOUNDS	29 320	17 816	8 179	771 ELECTRIC POWER MACHY NES	6 433	6 865	3 169
515 ORG-INORG COMPOUNDS ETC	17 853	25 642	11 789	772 SWITCHGEAR ETC & PTS NES	12 644	48 335	22 271
516 OTHER ORGANIC CHEMICALS	7 415	5 839	2 720	773 ELECTR DISTRIBUTING MACH	4 432	6 880	3 169
522 INORG ELEMNTS, OXIDES, ETC	49 697	13 741	6 215	774 ELECTRO-MEDCL, XRAY EQUIP	2 047	47 890	21 460
523 OTHR INORGANIC CHEMICALS	164 021	18 578	8 508	775 HOUSEHOLD TYPE EQUIP NES	67 598	83 685	38 894
524 RADIOACTIVE ETC MATERIAL	2	732	337	776 TRANSISTORS, VALVES, ETC	18 796	34 432	16 012
531 SYNT DYE, NAT INDOGO, LAKES	11 978	23 631	10 866	778 ELECTRICAL MACHINERY NES	54 121	57 642	26 714
532 DYES NES, TANNING PRODS	15 726	3 809	1 732	781 PASS MOTOR VEH EXC BUSES	151 871	220 835	103 368
533 PIGMENTS, PAINTS, ETC	92 238	50 241	23 360	782 LORRIES, SPCL MTR VEH NES	347 057	72 321	33 618
541 MEDICINAL ETC PRODUCTS	11 288	63 965	29 411	783 ROAD MOTOR VEHICLES NES	20 968	8 208	3 772
551 ESSENTL OIL, PERFUME, ETC	2 438	5 141	2 401	784 MOTOR VEHCL PTS, ACC NES	266 139	120 586	56 201
553 PERFUMERY, COSMETICS, ETC	3 025	4 865	2 243	785 MOTOR & OTHR CYCLES ETC	4 119	3 608	1 650
554 SOAPS, CLEANING ETC PREPS	65 231	21 227	9 741	786 VEH NES NONMOTR, TRAILERS	50 055	17 350	7 941
562 FERTILIZERS MANUFACTURED	554 041	23 666	10 720	791 RAILWAY VEHICLES	1 546	1 439	690
572 EXPLOSIVES, PYROTECH PROD	196	465	211	792 AIRCRAFT	143	21 544	9 736
582 PROD OF CONDENSATION ETC	105 255	54 443	25 143	793 SHIPS AND BOATS	118 872	3 390	1 620
583 PROD OF POLYMERIZING ETC	262 333	67 390	30 989	812 PLUMBG, HEATNG, LGHTNG EQU	15 379	9 268	4 256
584 CELLULOSE DERIVATIVES ETC	12 408	11 163	5 174	821 FURNITURE	17 158	23 926	10 761
585 PLASTIC MATERIALS NES	3 298	1 641	758	831 TRAVEL GOODS, HANDBAGS	330	672	318
591 PESTICIDES, DISINFECTANTS	20 889	28 653	13 051	842 MENS OUTERWEAR NOT KNIT	5 355	17 294	7 938
592 STARCH, INULIN, GLUTEN, ETC	23 591	9 315	4 305	843 WOMENS OUTERWEAR NONKNIT	8 773	28 166	13 093
598 MISC CHEMICAL PRODS NES	135 892	61 469	28 465	844 UNDERWEAR NOT KNIT	6	77	35
605 INDUSTRIAL PLANT, CHAP 73	1 303	731	343	845 OUTERWEAR KNIT NONELASTC	1 877	5 343	2 482
611 LEATHER	3 140	12 864	5 895	846 UNDERWEAR KNITTED	7 588	15 263	7 077
612 LEATHER ETC MANUFACTURES	780	1 471	691	847 TXTL CLTHNG ACCESRYS NES	2 239	10 266	4 824
613 FUR SKINS TANNED, DRESSED	13 559	386 436	179 431	848 HEADGEAR, NONTXTL CLOTHNG	2 300	15 449	7 148
621 MATERIALS OF RUBBER	6 710	7 190	3 335	851 FOOTWEAR	409	1 233	565
625 RUBBER TYRES, TUBES	29 998	20 336	9 506	871 OPTICAL INSTRUMENTS	136	3 921	1 791
628 RUBBER ARTICLES NES	4 842	11 339	5 235	872 MEDICAL INSTRUMENTS NES	1 505	25 149	11 376
634 VENEERS, PLYWOOD, ETC	28 749	7 549	3 489	873 METERS & COUNTERS NES	420	1 217	564
635 WOOD MANUFACTURES NES	4 968	2 964	1 370	874 MEASURING, CONTROLNG INSTR	5 520	51 930	24 066
641 PAPER AND PAPERBOARD	191 648	42 603	19 695	881 PHOTO APPAR & EQUIPT NES	758	7 576	3 520
642 ARTICLES OF PAPER ETC	86 976	47 410	22 050	882 PHOTO, CINEMA SUPPLIES	7 314	14 505	6 652
651 TEXTILE YARN AND THREAD	96 088	103 227	48 010	883 DEVELOPED CINEMA FILM	12	145	69
652 COTTON FABRICS, WOVEN	37 015	102 594	47 481	884 OPTICAL GOODS NES	66	2 927	1 352
653 WOVN MAN-MADE FIB FABRIC	59 306	178 934	82 795	885 WATCHES AND CLOCKS	1 002	9 318	4 368
654 OTH WOVEN TEXTILE FABRIC	14 422	55 183	25 444	892 PRINTED MATTER	18 924	23 893	11 036
655 KNIT ETC FABRICS	18 902	49 192	22 987	893 ARTICLES OF PLASTIC NES	28 313	26 038	12 109
656 LACE, RIBBONS, TULLE, ETC	1 037	6 288	2 945	894 TOYS, SPORTING GOODS, ETC	6 572	8 675	4 044
657 SPECIAL TEXTILE ETC PROD	25 999	48 588	22 551	895 OFFICE SUPPLIES NES	2 366	8 800	4 114
658 TEXTILE ARTICLES NES	1 783	3 226	1 486	896 WORKS OF ART ETC	35	713	331
659 FLOOR COVERINGS ETC	2 146	2 265	1 059	897 GOLD, SILVER WARE, JEWELRY	111	10 589	4 821
661 CEMENT ETC BUILDING PROD	1 389	116	56	898 MUSICAL INSTRUMENTS, PTS	2 946	10 333	4 770
662 CLAY, REFRACTORY BLDG PRO	65 112	7 841	3 593	899 OTHER MANUFACTURED GOODS	5 272	18 691	8 663
663 OTH NONMETAL MINERAL MFS	35 031	13 797	6 408	951 WAR FIREARMS, AMMUNITION	95	1 568	724
664 GLASS	68 941	9 210	4 294	961 COIN NONGOLD, NONCURRENT	1	140	64
665 GLASSWARE	53 928	17 376	8 046	971 GOLD, NON MONETARY NES	6 925	3 085	94
666 POTTERY	10 967	6 710	3 095	972 GOLD COIN	207		
667 PEARL, PREC. SEMI-P STONE	31	454	206				
671 PIG IRON ETC	16 766	2 437	1 101	PORTUGAL			
672 IRON, STL PRIMARY FORMS	663 462	36 111	16 885				
673 IRON AND STEEL SHAPES	125 705	14 941	6 756	IMPORTS	9 569 568	2 610 579	1 207 378
674 IRN, STL UNIV, PLATE, SHEET	414 969	64 963	29 654				
675 IRON, STEEL HOOP, STRIP	47 874	6 707	3 136	034 FISH FRESH, CHILLED, FROZN	6 173	2 507	1 123
676 RAILWAY RAILS ETC IRN, STL	5 292	2 540	1 140	036 SHELL FISH FRESH, FROZEN	566	186	91
677 IRN, STL WIRE EXCL W ROD	9 508	2 332	1 072	037 FISH ETC PREPD PRSVD NES	47 432	29 375	13 276
678 IRON, STL TUBES, PIPES, ETC	101 702	18 708	8 709	048 CEREAL ETC PREPARATIONS	405	131	61
679 IRN, STL CASTINGS UNWORKE	3 487	1 089	508	054 VEG ETC FRSH, SMPLY PRSVD	24 210	4 769	2 304
681 SILVER, PLATINUM, ETC	132	3 810	1 747	056 VEGTBLES ETC PRSVD, PREPD	4 455	2 350	1 079
682 COPPER EXC CEMENT COPPER	15 404	10 991	5 069	057 FRUIT, NUTS, FRESH, DRIED	12 602	4 232	1 971
683 NICKEL	133	345	158	058 FRUIT PRESERVED, PREPARED	1 106	197	90
684 ALUMINIUM	52 308	29 748	13 768	098 EDIBLE PRODUCTS, PREPS NES	1 045	577	265
685 LEAD	1 195	186	83	111 NON-ALCOHL BEVERAGES NES	897	83	41
686 ZINC	10 282	2 128	959	112 ALCOHOLIC BEVERAGES	99 683	38 961	18 031
687 TIN	453	986	456	244 CORK RAW AND WASTE	59 707	8 250	3 798
689 NON-FER BASE METALS NES	34	357	166	245 FUEL WOOD NES, CHARCOAL	1 403	102	50
691 STRUCTURES AND PARTS NES	22 096	13 049	6 065	248 WOOD SHAPED	876 514	25 778	11 881
692 METAL TANKS, BOXES, ETC	10 818	9 174	4 183	251 PULP AND WASTE PAPER	1 446 998	136 091	63 027
693 WIRE PRODUCTS NON ELECTR	23 003	13 284	6 166	263 COTTON	3 302	448	203
694 STL, COPPR NAILS, NUTS, ETC	7 266	6 282	2 878	266 SYNTHETIC FIBRE TO SPIN	1 099	451	204
695 TOOLS	7 598	19 962	9 248	268 WOOL(EXC TOPS), ANML HAIR	297	462	211
696 CUTLERY	1 075	4 972	2 292	273 STONE, SAND AND GRAVEL	113 383	7 497	3 476
697 BASE MTL HOUSEHOLD EQUIP	8 833	16 007	7 412	278 OTHER CRUDE MINERALS	34 093	817	372



GROUP DESCRIPTION	DT * 100 KG	1 000 DM	1 000 \$	GROUP DESCRIPTION	DT * 100 KG	1 000 DM	1 000 \$
282 IRON AND STEEL SCRAP	547	77	37	842 MENS OUTERWEAR NOT KNIT	19 841	116 589	54 502
287 BASE METAL ORES, CONC NES	2 045	1 631	755	843 WOMENS OUTERWEAR NONKNIT	21 254	153 225	70 911
288 NONFERR METAL SCRAP NES	14 588	2 297	1 046	844 UNDERWEAR NOT KNIT	7 150	41 903	19 533
289 PREC METAL ORE, WASTE NES	3	613	288	845 UNDERWEAR KNIT NONELASTC	47 315	186 368	86 387
291 CRUDE ANIMAL MTRIALS NES	7 456	9 451	4 312	846 UNDERWEAR KNITTED	30 734	124 192	57 115
292 CRUDE VEG MATERIALS NES	2 598	805	372	847 TXTL CLTHNG ACCESSRYS NES	10 463	28 010	12 993
334 PETROLEUM PRODUCTS, REFIN	628 001	20 533	9 325	848 HEADGEAR, NONTXTL CLOTHNG	508	7 814	3 754
335 RESIDUAL PETRLM PROD NES	458 930	16 460	7 811	851 FOOTWEAR	65 732	247 374	115 101
423 FIXED VEG OILS, SOFT	935	381	181	871 OPTICAL INSTRUMENTS	727	13 216	6 095
424 FIXED VEG OIL NONSOFT	3 085	540	240	872 MEDICAL INSTRUMENTS NES	942	4 086	1 860
431 PROCESD ANML VEG OIL, ETC	4 431	254	123	873 METERS & COUNTERS NES	8	86	39
511 HYDROCARBONS NES, DERIVS	257 971	21 758	10 122	874 MEASURNG, CONTROLNG INSTR	598	2 835	1 325
513 ORGANIC ACIDS, ETC	7 883	2 225	1 019	881 PHOTO APPAR & EQUIPT NES	11 189	34 195	15 820
514 NITROGEN-FUNCTN COMPOUNDS	680	164	73	882 PHOTO, CINEMA SUPPLIES	367	2 540	1 203
515 ORG-INORG COMPOUNDS ETC	1	85	37	883 DEVELOPED CINEMA FILM	3	65	30
516 OTHER ORGANIC CHEMICALS	312	558	258	884 OPTICAL GOODS NES	276	4 105	1 901
522 INORG ELEMNTS, OXIDES, ETC	5 006	1 260	600	885 WATCHES AND CLOCKS	261	3 689	1 705
523 OTHR INORGANIC CHEMICALS	5 584	250	118	892 PRINTED MATTER	3 668	2 240	1 032
533 PIGMENTS, PAINTS, ETC	56	148	67	893 ARTICLES OF PLASTIC NES	5 405	3 258	1 527
541 MEDICINAL ETC PRODUCTS	1 725	9 386	4 354	894 TOYS, SPORTING GOODS, ETC	1 382	2 824	1 306
551 ESSENTL OIL, PERFUME, ETC	340	450	209	895 OFFICE SUPPLIES NES	153	68	30
554 SOAPS, CLEANING ETC PREPS	264	90	42	896 WORKS OF ART ETC	60	2 246	1 027
562 FERTILIZERS MANUFACTURED	695 801	19 750	8 857	897 GOLD, SILVER WARE, JEWELRY	8	2 713	1 265
582 PROD OF CONDENSATION ETC	1 432	1 154	534	898 MUSICAL INSTRUMENTS, PTS	604	1 407	664
583 PROD OF POLYMERIZING ETC	186 707	24 211	11 213	899 OTHER MANUFACTURED GOODS	30 817	22 715	10 561
591 PESTICIDES, DISINFECTANTS	920	80	40	961 COIN NONGOLD, NONCURRENT	2	313	153
598 MISC CHEMICAL PRODS NES	285 757	34 569	16 130				
611 LEATHER	374	1 362	649	EXPORTS	4 443 988	2 923 130	1 357 380
612 LEATHER ETC MANUFACTURES	6 519	57 839	26 681				
621 MATERIALS OF RUBBER	327	219	103	001 LIVE ANIMALS	32 159	13 642	6 249
625 RUBBER TYRES, TUBES	5 045	3 218	1 503	011 MEAT FRESH, CHILTD, FROZEN	71 589	33 929	15 881
628 RUBBER ARTICLES NES	408	405	186	022 MILK AND CREAM	771	101	48
633 CORK MANUFACTURES	87 791	70 038	32 167	024 CHEESE AND CURD	1 912	1 416	682
634 VENEERS, PLYWOOD, ETC	33 956	4 147	1 866	041 WHEAT ETC UNMILLED	951	90	44
635 WOOD MANUFACTURES NES	62 728	8 517	3 906	042 RICE	1 023	139	61
641 PAPER AND PAPERBOARD	225 276	20 625	9 564	047 OTHER CEREAL MEALS, FLOUR	17 013	446	191
642 ARTICLES OF PAPER ETC	5 733	2 033	936	048 CEREAL ETC PREPARATIONS	14 044	3 178	1 503
651 TEXTILE YARN AND THREAD	8 903	10 819	5 002	054 VEG ETC FRSH, SPLY PRSVD	14 188	1 760	781
652 COTTON FABRICS, WOVEN	4 720	10 950	4 996	056 VEGTBLES ETC PRSVD, PREPD	1 323	719	328
653 WOVN MAN-MADE FIB FABRIC	17 174	51 239	23 686	057 FRUIT, NUTS, FRESH, DRIED	1 400	251	117
654 OTH WOVN TEXTILE FABRIC	1 085	4 153	1 923	058 FRUIT PRESERVED, PREPARED	960	339	156
655 KNIT ETC FABRICS	166	429	195	061 SUGAR AND HONEY	2 924	459	214
656 LACE, RIBBONS, TULLE, ETC	15 230	12 365	5 754	062 SUGAR PREPS NON-COCOA	366	322	143
657 SPECIAL TEXTILE ETC PROD	57 474	15 282	6 953	071 COFFEE AND SUBSTITUTES	45	78	37
658 TEXTILE ARTICLES NES	38 382	72 619	33 743	072 COCOA	230	63	32
659 FLOOR COVERINGS ETC	10 921	10 215	4 736	073 CHOCOLATE AND PRODUCTS	1 446	1 520	714
661 CEMENT ETC BUILDING PROD	2 544 861	58 031	27 104	075 SPICES	340	247	115
662 CLAY, REFRACTORY BLDG PRD	24 622	2 702	1 255	081 FEEDING STUFF FOR ANMLs	17 525	3 097	1 410
663 OTH NONMETAL MINERAL MFS	4 254	2 083	951	088 EDIBLE PRODUCTS, PREPS NES	7 358	4 322	2 004
665 GLASSWARE	8 747	5 213	2 404	111 NON-ALCOHL BEVERAGES NES	1 210	365	167
666 POTTERY	96 159	38 099	17 593	112 ALCOHOLIC BEVERAGES	7 308	1 417	652
671 PIG IRON ETC	134 892	15 096	6 656	122 TOBACCO MFRS	87	410	190
673 IRON AND STEEL SHAPES	181 433	12 516	5 594	211 HIDES, SKINS, UNDRESSED	9 437	3 590	1 675
674 IRN, STL UNIV, PLATE, SHEET	9 965	1 143	512	232 NATURAL RUBBER, GUMS	178	60	30
678 IRON, STL TUBES, PIPES, ETC	10 195	4 437	2 029	233 RUBBER, SYNTHETIC, RECLAIMD	35 203	9 899	4 537
679 IRN, STL CASTINGS UNWORKE	10 442	2 479	1 146	248 WOOD SHAPED	834	120	56
682 COPPER EXC CEMENT COPPER	77	140	65	263 COTTON	6 989	1 551	710
684 ALUMINIUM	624	260	118	266 SYNTHETIC FIBRE TO SPIN	29 466	10 775	5 004
691 STRUCTURES AND PARTS NES	102	112	53	267 OTHER MAN-MADE FIBRES	9 786	4 501	2 048
693 WIRE PRODUCTS NON ELECTR	198	374	174	268 WOOL(EXC TOPS), ANML HAIR	1 991	1 093	501
694 STL, COPPR NAILS, NUTS, ETC	407	227	110	269 WASTE OF TEXTILE FABRICS	2 665	515	243
695 TOOLS	1 230	5 644	2 613	273 STONE, SAND AND GRAVEL	13 904	790	366
696 CUTLERY	548	1 121	523	277 NATURAL ABRASIVES NES	118	1 232	566
697 BASE MTL HOUSEHOLD EQUIP	5 304	8 940	4 142	278 OTHER CRUDE MINERALS	28 675	1 942	894
699 OTHER METAL MANUFACTURES	21 370	9 481	4 359	287 BASE METAL ORES, CONC NES	6 951	679	308
712 STEAM ENGINES, TURBINES	60	487	204	291 CRUDE ANIMAL MTRIALS NES	17 401	5 202	2 399
713 INTRNL COMBUS PISTN ENGN	386	741	335	292 CRUDE VEG MATERIALS NES	2 792	6 664	3 031
714 ENGINES & MOTORS NES	23	1 482	685	322 COAL, LIGNITE, PEAT	36 487	873	399
716 ROTATING ELECTRIC PLANT	366	572	267	334 PETROLEUM PRODUCTS, REFIN	35 261	11 010	5 061
724 TEXTILE, LEATHER MACHNRY	3 563	22 761	10 534	335 RESIDUAL PETRLM PROD NES	21 917	1 917	894
725 PAPER ETC MILL MACHINERY	104	73	33	411 ANIMAL OILS AND FATS	3 017	488	224
726 PRINTG, BKBINDG MACHY, PTS	278	637	303	424 FIXED VEG OIL NONSOFT	2 825	575	263
728 OTH MACHY FOR SPCL INDUS	2 248	15 323	7 132	431 PROCESD ANML VEG OIL, ETC	11 671	2 483	1 130
736 MACHINE TOOLS FOR METAL	1 128	2 140	1 002	511 HYDROCARBONS NES, DERIVS	239 103	21 085	9 505
741 HEATING, COOLING EQUIPMNT	295	382	168	512 ALCOHOLS, PHENOLS, ETC	52 072	9 550	4 419
742 PUMPS FOR LIQUIDS ETC	186	391	177	513 ORGANIC ACIDS, ETC	35 186	10 298	4 748
743 PUMPS NES, CENTRIFUGES ETC	1 881	1 715	829	514 NITROGEN-FUNCTN COMPOUNDS	75 208	25 937	11 883
744 MECHANICAL HANDLING EQU	4 658	1 861	877	515 ORG-INORG COMPOUNDS ETC	6 828	19 789	9 073
745 NONELEC MACHY, TOOLS NES	253	189	86	516 OTHER ORGANIC CHEMICALS	14 074	5 568	2 562
749 NONELEC MACH PTS, ACC NES	13 058	26 692	12 268	522 INORG ELEMNTS, OXIDES, ETC	101 593	12 577	5 770
751 OFFICE MACHINES	14	60	30	523 OTHR INORGANIC CHEMICALS	83 960	16 490	7 563
752 AUTOMTIC DATA PROC EQUIP	554	5 975	2 734	524 RADIOACTIVE ETC MATERIAL	1	367	168
759 OFFICE & ADP MCH PTS, ACC	281	19 932	9 254	531 SYNT DYE, NAT INDGO, LAKES	21 857	55 673	25 477
761 TELEVISION RECEIVERS	6 441	21 068	9 815	532 DYES NES, TANNING PRODS	17 597	4 792	2 199
762 RADIO BROADCAST RECEIVRS	13 390	137 623	63 302	533 PIGMENTS, PAINTS, ETC	40 340	24 478	11 373
763 SOUND RECORDRS, PHONOGRPH	1 744	9 405	4 319	541 MEDICINAL ETC PRODUCTS	9 298	76 000	35 087
764 TELECOM EQPT, PTS, ACC NES	5 297	11 926	5 504	551 ESSENTL OIL, PERFUME, ETC	738	2 095	962
771 ELECTRIC POWER MACHY NES	3 868	5 662	2 623	553 PERFUMERY, COSMETICS, ETC	5 032	3 969	1 873
772 SWITCHGEAR ETC & PTS NES	9 948	79 560	36 699	554 SOAPS, CLEANING ETC PREPS	37 595	15 072	6 942
773 ELECTR DISTRIBUTING MACH	29 731	104 614	48 717	562 FERTILIZERS, MANUFACTURED	13 241	836	387
774 ELECTRO-MEDCL, XRAY EQUIP	5	91	43	572 EXPLOSIVES, PYROTECH PROD	178	1 093	490
775 HOUSEHOLD TYPE EQUIP NES	1 263	1 598	726	582 PROD OF CONDENSATION ETC	70 601	48 741	22 591
776 TRANSISTORS, VALVES, ETC	3 350	77 504	35 257	583 PROD OF POLYMERIZING ETC	226 758	74 564	34 565
778 ELECTRICAL MACHINERY NES	16 145	30 354	14 118	584 CELLULOSE DERIVATIVES ETC	6 880	5 782	2 670
781 PASS MOTOR VEH EXC BUSES	282	727	354	585 PLASTIC MATERIALS NES	11 481	1 997	911
782 LORRIES, ETC MTR VEH NES	2 005	2 634	1 233	591 PESTICIDES, DISINFECTANTS	20 039	21 990	10 035
784 MOTOR VEHCL PTS, ACC NES	16 762	21 295	9 720	592 STARCH, INULIN, GLUTEN, ETC	8 030	4 303	2 003
785 MOTOR & OTHER CYCLES ETC	505	423	197	598 MISC CHEMICAL PRODS NES	117 299	50 704	23 423
786 VEH NES NONMOTR, TRAILERS	286	107	50	611 LEATHER	15 591	62 829	29 208
791 RAILWAY VEHICLES	46	116	55	612 LEATHER ETC MANUFACTURES	9 879	15 842	7 370
792 AIRCRAFT	15	487	223	613 FUR SKINS TANNED, DRESSED	1 126	6 518	3 000
793 SHIPS AND BOATS	171	280	124	621 MATERIALS OF RUBBER	8 799	5 884	2 755
812 PLUMB, HEATNG, LGHTNG EQU	6 713	2 181	1 003	625 RUBBER TYRES, TUBES	17 116	13 837	6 434
821 FURNITURE	40 081	10 040	4 621	628 RUBBER ARTICLES NES	3 169	10 266	4 760
831 TRAVEL GOODS, HANDBAGS	97	219	102	634 VENEERS, PLYWOOD, ETC	1 988	849	382



GROUP DESCRIPTION	DT * 100 KG	1 000 DM	1 000 \$	GROUP DESCRIPTION	DT * 100 KG	1 000 DM	1 000 \$
635 WOOD MANUFACTURES NES	1 111	678	318	883 DEVELOPED CINEMA FILM	10	162	77
641 PAPER AND PAPERBOARD	50 721	20 859	9 669	884 OPTICAL GOODS NES	697	11 321	5 245
642 ARTICLES OF PAPER ETC	11 116	6 720	3 114	885 WATCHES AND CLOCKS	810	10 469	4 901
651 TEXTILE YARN AND THREAD	54 454	56 157	25 979	892 PRINTED MATTER	16 653	17 327	8 061
652 COTTON FABRICS, WOVEN	29 972	77 253	36 113	893 ARTICLES OF PLASTIC NES	14 468	16 284	7 612
653 WOVN MAN-MADE FIB FABRIC	20 341	75 921	35 257	894 TOYS, SPORTING GOODS, ETC	5 262	6 551	3 077
654 OTH WOVEN TEXTILE FABRIC	6 597	22 664	10 440	895 OFFICE SUPPLIES NES	2 941	9 971	4 645
655 KNIT ETC FABRICS	4 888	15 021	7 019	896 WORKS OF ART ETC	68	815	357
656 LACE, RIBBONS, TULLE, ETC	482	3 255	1 536	897 GOLD, SILVER WARE, JEWELRY	114	2 619	1 215
657 SPECIAL TEXTILE ETC PROD	12 889	29 117	13 518	898 MUSICAL INSTRUMENTS, PTS	2 904	10 494	4 844
658 TEXTILE ARTICLES NES	323	1 566	739	899 OTHER MANUFACTURED GOODS	19 648	34 015	15 794
659 FLOOR COVERINGS ETC	730	1 000	477	951 WAR FIREARMS, AMMUNITION	76	1 392	648
662 CLAY, REFRACTORY BLDG PRD	41 020	8 369	3 834	971 GOLD, NON MONETARY NES		1 846	857
663 OTH NONMETAL MINERAL MFS	14 193	12 756	5 924				
664 GLASS	46 376	11 048	5 046	SPAIN			
665 GLASSWARE	3 809	4 621	2 145				
666 POTTERY	1 141	2 251	1 089	IMPORTS	35 287 227	7 387 452	3 414 258
667 PEARL, PREC., SEMI-P STONE		913	431				
671 PIG IRON ETC	17 737	1 639	754	001 LIVE ANIMALS	422	456	215
672 IRON, STL PRIMARY FORMS	925 985	60 620	28 070	011 MEAT FRESH, CHILLD, FROZEN	8 247	7 590	3 499
673 IRON AND STEEL SHAPES	98 243	14 183	6 522	022 MILK AND CREAM	1 155	229	115
674 IRN, STL UNIV, PLATE, SHEET	429 340	49 080	23 013	024 CHEESE AND CURD	515	637	299
675 IRON, STEEL HOOP, STRIP	117 592	16 442	7 589	025 EGGS, BIRDS, FRESH, PRSRVD	4 137	556	266
676 RAILWAY RAILS ETC IRN, STL	5 338	1 471	658	034 FISH FRESH, CHILLED, FROZN	6 478	2 927	1 348
677 IRN, STL WIRE EXCL W ROD	11 251	5 986	2 758	035 FISH SALTED, DRIED, SMOKED	2 517	2 043	951
678 IRON, STL TUBES, PIPES, ETC	77 766	22 485	10 385	036 SHELL FISH FRESH, FROZEN	18 599	6 028	2 771
679 IRN, STL CASTINGS UNWORKE	493	206	100	037 FISH ETC PREPD PRSVD NES	24 108	15 367	7 129
681 SILVER, PLATINUM, ETC	632	23 155	10 793	042 RICE	4 146	551	259
682 COPPER EXC CEMENT COPPER	23 643	15 830	7 316	044 MAIZE UNMILLED	776	203	93
683 NICKEL	329	855	402	048 CEREAL ETC PREPARATIONS	1 776	721	328
684 ALUMINIUM	29 084	19 324	9 004	054 VEG ETC FRSH, SMPLY PRSVD	3 108 744	329 650	150 322
685 LEAD	4 237	919	420	056 VEGTBLES ETC PRSVD, PREPD	156 287	52 182	24 077
686 ZINC	8 795	2 092	968	057 FRUIT, NUTS, FRESH, DRIED	6 474 139	759 248	350 814
687 TIN	124	239	108	058 FRUIT PRESERVED PREPARED	505 358	100 921	46 746
689 NON-FER BASE METALS NES	86	640	293	061 SUGAR AND HONEY	6 317	2 790	1 301
691 STRUCTURES AND PARTS NES	2 966	2 475	1 143	062 SUGAR PREPS NON-COCOA	4 932	3 825	1 771
692 METAL TANKS, BOXES, ETC	711	684	330	072 COCOA	7 152	8 244	3 829
693 WIRE PRODUCTS NON ELECTR	4 689	2 552	1 188	073 CHOCOLATE AND PRODUCTS	670	430	205
694 STL, COPPR NAILS, NUTS, ETC	4 329	4 050	1 864	075 SPICES	40 083	14 322	6 619
695 TOOLS	7 891	24 774	11 536	081 FEEDING STUFF FOR ANIMLS	68 698	2 639	1 280
696 CUTLERY	1 238	6 865	3 144	098 EDIBLE PRODUCTS, PREPS NES	4 541	1 278	602
697 BASE MTL HOUSEHOLD EQUIP	9 366	15 792	7 385	112 ALCOHOLIC BEVERAGES	550 192	154 730	71 687
699 OTHER METAL MANUFACTURES	24 810	23 609	10 951	121 TOBACCO UNMNFCTRD, REFUSE	129	107	52
711 STEAM BOILERS & AUX PLNT	251	1 303	592	211 HIDES, SKINS, UNRESSED	6 659	622	292
712 STEAM ENGINES, TURBINES	16	546	263	212 FUR SKINS UNRESSED	75	134	60
713 INTRNL COMBUS PISTN ENGN	8 672	33 098	15 577	222 SEEDS FOR SOFT/FIXED OIL	326	61	30
714 ENGINES & MOTORS NES	70	3 643	1 617	223 SEEDS FOR OTH FIXED OILS	3 360	418	207
716 ROTATING ELECTRIC PLANT	4 083	10 516	4 843	233 RUBBER, SYNTHETIC, RECLAIMD	48 840	14 230	6 649
718 OTH POWER GENERATG MACHY	446	1 298	609	244 CORK RAW AND WASTE	3 273	365	169
721 AGRIC MACHY, EXC TRACTORS	8 413	8 936	4 063	245 FUEL WOOD NES, CHARCOAL	182 336	11 987	5 384
722 TRACTORS NON-ROAD	12 832	13 115	6 210	251 PULP AND WASTE PAPER	924 798	86 139	39 911
723 CIVIL ENGINEERG EQUIP ETC	11 478	11 277	5 311	263 COTTON	36 001	8 141	3 726
724 TEXTILE, LEATHER MACHNRY	39 091	154 889	72 520	266 SYNTHETIC FIBRE TO SPIN	4 710	1 844	821
725 PAPER ETC MILL MACHINERY	2 297	4 455	2 077	267 OTHER MAN-MADE FIBRES	2 964	696	316
726 PRINTG, BKBINDG MACHY, PTS	3 838	18 568	8 808	268 WOOL(EXC TOPS), ANML HAIR	3 791	1 950	876
727 FOOD MACHRY NON-DOMESTIC	590	3 361	1 619	269 WASTE OF TEXTILE FABRICS	1 013	177	84
728 OTH MACHY FOR SPCL INDUS	13 645	52 218	24 436	273 STONE, SAND AND GRAVEL	31 211	1 179	553
736 MACHINE TOOLS FOR METAL	7 299	21 688	10 067	277 NATURAL ABRASIVES NES	6 526	308	142
737 METALWORKING MACHNRY NES	2 305	4 980	2 364	278 OTHER CRUDE MINERALS	1 976 286	54 767	25 267
741 HEATING, COOLING EQUIPMNT	16 473	31 746	14 598	281 IRON ORE, CONCENTRATES	1 592 910	5 567	2 522
742 PUMPS FOR LIQUIDS ETC	1 362	8 083	3 746	282 IRON AND STEEL SCRAP	10 307	1 223	575
743 PUMPS NES, CENTRIFUGES ETC	7 589	21 769	10 200	287 BASE METAL ORES, CONC NES	91 212	13 295	6 182
744 MECHANICAL HANDLING EQU	10 893	21 105	9 970	288 NONFERR METAL SCRAP NES	29 246	11 145	4 838
745 NONELEC MACHY, TOOLS NES	7 178	27 430	12 730	289 PREC METAL ORE, WASTE NES	2	735	339
749 NONELEC MACH PTS, ACC NES	13 730	53 112	24 504	291 CRUDE ANIMAL MTRIALS NES	10 598	3 027	1 396
751 OFFICE MACHINES	2 658	13 910	6 601	292 CRUDE VEG MATERIALS NES	65 849	41 574	18 978
752 AUTOMATIC DATA PROC EQUIP	1 991	43 502	20 069	323 BRIQUETS, COKE, SEMI-COKE	78 078	1 962	910
759 OFFICE & ADP MCH PTS, ACC	313	8 294	3 842	334 PETROLEUM PRODUCTS, REFIN	6 858 506	175 971	80 228
761 TELEVISION RECEIVERS	5 946	19 442	9 293	335 RESIDUAL PETRLM PROD NES	361 639	13 235	6 306
762 RADIO BROADCAST RECEIVRS	3 347	13 725	6 522	411 ANIMAL OILS AND FATS	724	72	34
763 SOUND RECDRS, PHONOGRPH	1 794	16 100	7 495	423 FIXED VEG OILS, SOFT	5 520	2 340	1 100
764 TELECOM EQPT, PTS, ACC NES	14 207	91 791	42 631	431 PROCESD ANML VEG OIL, ETC	22 263	2 068	927
771 ELECTRIC POWER MACHY NES	10 606	10 952	5 144	511 HYDROCARBONS NES, DERIVS	981 286	72 983	32 969
772 SWITCHGEAR ETC & PTS NES	13 378	71 280	33 015	512 ALCOHOLS, PHENOLS, ETC	59 435	8 524	3 938
773 ELECTR DISTRIBUTING MACH	26 046	27 621	12 765	513 ORGANIC ACIDS, ETC	59 890	17 412	8 023
774 ELECTRO-MEDCL, XRAY EQUIP	608	11 841	5 462	514 NITROGEN-FUNCTN COMPOUNDS	27 587	18 856	8 670
775 HOUSEHOLD TYPE EQUIP NES	36 177	39 355	18 188	515 ORG-INORG COMPOUNDS ETC	9 256	32 982	15 251
776 TRANSISTORS, VALVES, ETC	2 699	63 610	28 936	516 OTHER ORGANIC CHEMICALS	35 870	11 636	5 314
778 ELECTRICAL MACHINERY NES	19 331	44 726	20 761	522 INORG FLEMNTS, OXIDES, ETC	100 436	13 733	6 399
781 PASS MOTOR VEH EXC BUSES	65 937	103 405	48 687	523 OTHR INORGANIC CHEMICALS	252 091	14 121	6 504
782 LORRIES, SPCL MTR VEH NES	44 765	53 331	24 979	531 SYNT DYE, NAT INDOG, LAKES	10 724	8 130	3 755
783 ROAD MOTOR VEHICLES NES	793	1 123	538	532 DYES NES, TANNING PRODS	1 447	2 991	1 358
784 MOTOR VEHCL PTS, ACC NES	21 226	47 951	22 399	533 PIGMENTS, PAINTS, ETC	31 105	13 447	6 280
785 MOTOR & OTHER CYCLES ETC	540	1 942	910	541 MEDICINAL ETC PRODUCTS	8 272	82 105	38 193
786 VEH NES NONMOTR, TRAILERS	5 417	2 889	1 353	551 ESSENTL OIL, PERFUME, ETC	2 356	5 065	2 326
791 RAILWAY VEHICLES	2 834	1 502	693	553 PERFUMERY, COSMETICS, ETC	3 878	8 036	3 731
792 AIRCRAFT	3	1 355	627	554 SOAPS, CLEANING ETC PREPS	17 473	6 836	3 165
793 SHIPS AND BOATS	28 514	8 915	4 467	562 FERTILIZERS MANUFACTURED	902 613	22 404	10 189
812 PLUMBGG, HEATNG, LGHTNG EQU	1 179	2 832	1 315	572 EXPLOSIVES, PYROTECH PROD	217	385	186
821 FURNITURE	3 904	5 078	2 378	582 PROD OF CONDENSATION ETC	57 341	17 608	8 177
831 TRAVEL GOODS, HANDBAGS	149	385	185	583 PROD OF POLYMERIZING ETC	286 963	51 622	24 110
842 MENS OUTERWEAR NOT KNIT	335	1 725	793	584 CELLULOSE DERIVATIVES ETC	682	824	366
843 WOMENS OUTERWEAR NONKNIT	166	1 536	728	585 PLASTIC MATERIALS NES	11 739	4 203	1 970
844 UNDERWEAR NOT KNIT	30	170	83	591 PESTICIDES, DISINFECTANTS	1 279	1 412	635
845 OUTERWEAR KNIT NONELASTC	395	2 143	998	592 STARCH, INULIN, GLUTEN, ETC	1 771	1 042	489
846 UNDERWEAR KNITTED	3 550	10 106	4 665	598 MISC CHEMICAL PRODS NES	113 753	13 867	6 442
847 TXTL CLTHNG ACCESSRYS NES	2 392	7 513	3 493	611 LEATHER	3 139	33 937	15 553
848 HEADGEAR, NONTXTL CLOTHNG	627	2 888	1 339	612 LEATHER ETC MANUFACTURES	2 266	6 337	2 932
851 FOOTWEAR	418	1 638	772	613 FUR SKINS TANNED, DRESSED	4 043	54 599	25 367
871 OPTICAL INSTRUMENTS	273	5 280	2 465	621 MATERIALS OF RUBBER	15 503	7 882	3 641
872 MEDICAL INSTRUMENTS NES	1 313	11 146	5 174	625 RUBBER TYRES, TUBES	114 677	82 359	38 111
873 METERS & COUNTERS NES	368	2 617	1 207	628 RUBBER ARTICLES NES	12 841	17 768	8 184
874 MEASURING, CONTROLNG INSTR	1 941	36 183	16 877	633 CORK MANUFACTURES	14 325	8 499	3 928
881 PHOTO APPAR & EQUIP NES	1 730	15 833	7 448	634 VENEERS, PLYWOOD, ETC	16 058	5 785	2 665
882 PHOTO, CINEMA SUPPLIES	7 754	13 888	6 434	635 WOOD MANUFACTURES NES	11 703	9 208	4 301



7 IMPORTS AND EXPORTS (SPECIAL TRADE) BY COUNTRIES OF PRODUCTION AND CONSUMPTION AND BY GROUPS OF THE SITC-REV. II: 1986

GROUP DESCRIPTION	DT * 100 KG	1 000 DM	1 000 \$	GROUP DESCRIPTION	DT * 100 KG	1 000 DM	1 000 \$
641 PAPER AND PAPERBOARD	392 919	56 376	26 034	885 WATCHES AND CLOCKS	405	1 804	830
642 ARTICLES OF PAPER ETC	10 176	5 962	2 788	892 PRINTED MATTER	87 518	37 323	17 563
651 TEXTILE YARN AND THREAD	128 587	94 024	43 066	893 ARTICLES OF PLASTIC NES	22 963	23 005	10 547
652 COTTON FABRICS, WOVEN	9 207	16 213	7 602	894 TOYS, SPORTING GOODS, ETC	11 217	19 011	8 901
653 WOVN MAN-MADE FIB FABRIC	6 051	26 698	12 231	895 OFFICE SUPPLIES NES	2 205	2 331	1 074
654 OTH WOVEN TEXTILE FABRIC	1 894	10 840	5 031	896 WORKS OF ART ETC	327	3 272	1 506
655 KNIT ETC FABRICS	5 677	6 919	3 216	897 GOLD, SILVER WARE, JEWELRY	76	8 227	3 861
656 LACE, RIBBONS, TULLE, ETC	1 271	2 599	1 206	898 MUSICAL INSTRUMENTS, PTS	3 595	9 471	4 426
657 SPECIAL TEXTILE ETC PROD	17 132	15 270	7 059	899 OTHER MANUFACTURED GOODS	7 767	17 446	8 086
658 TEXTILE ARTICLES NES	1 307	5 629	2 593	941 ZOO ANIMALS, PETS	111	91	42
659 FLOOR COVERINGS ETC	4 311	5 183	2 356	951 WAR FIREARMS, AMMUNITION	212	871	403
661 CEMENT-ETC BUILDING PROD	491 314	35 313	16 385	971 GOLD, NON MONETARY NES	3	4 277	1 805
662 CLAY, REFRACTORY BLDG PRD	324 802	30 943	14 270				
663 OTH NONMETAL MINERAL MFS	52 078	17 527	8 079	EXPORTS	23 731 130	12 135 536	5 624 769
664 GLASS	33 419	10 473	4 899				
665 GLASSWARE	15 533	7 407	3 418	001 LIVE ANIMALS	235 626	97 585	44 862
666 POTTERY	8 523	8 303	3 853	011 MEAT FRESH, CHILLD, FROZEN	59 518	22 416	10 375
671 PIG IRON ETC	156 794	22 622	10 306	014 MEAT PREPD, PRSVD, NES ETC	3 302	1 563	737
672 IRON, STL PRIMARY FORMS	303 904	45 913	20 646	022 MILK AND CREAM	10 438	1 720	790
673 IRON AND STEEL SHAPES	2 146 810	214 028	98 214	023 BUTTER	226	81	39
674 IRN, STL UNIV. PLATE, SHEET	764 590	89 076	40 394	024 CHEESE AND CURD	29 513	20 943	9 618
675 IRON, STEEL HOOP, STRIP	44 984	12 289	5 752	025 EGGS, BIRDS, FRESH, PRSRVD	296	469	224
676 RAILWAY RAILS ETC IRN, STL	1 503	360	168	034 FISH FRESH, CHILLED FROZN	1 013	507	234
677 IRN, STL WIRE EXCL W ROD	23 184	5 973	2 735	035 FISH SALTED, DRIED, SMOKED	1 269	1 397	652
678 IRON, STL TUBES, PIPES, ETC	368 838	59 977	27 566	036 SHELL FISH FRESH, FROZEN	199	315	155
679 IRN, STL CASTINGS UNWORKE	14 722	7 125	3 214	037 FISH ETC PREPD PRSVD NES	6 303	4 309	2 016
681 SILVER, PLATINUM, ETC	54	3 409	1 430	048 CEREAL ETC PREPARATIONS	51 395	15 952	7 625
682 COPPER EXC CEMENT COPPER	87 544	31 060	14 268	054 VEG ETC FRSH, SMPLY PRSVD	18 581	3 262	1 587
683 NICKEL	74	136	64	056 VEGTBLES ETC PRSVD, PREPD	14 221	3 943	1 822
684 ALUMINIUM	463 508	135 325	61 608	057 FRUIT, NUTS, FRESH, DRIED	7 891	3 790	1 842
685 LEAD	1 299	481	219	058 FRUIT PRESERVED, PREPARED,	4 151	1 677	774
686 ZINC	6 027	937	423	061 SUGAR AND HONEY	8 734	1 237	569
687 TIN	289	636	264	062 SUGAR PREPS NON-COCOA	2 219	1 114	516
689 NON-FER BASE METALS NES	223	299	143	071 COFFEE AND SUBSTITUTES	468	1 068	506
691 STRUCTURES AND PARTS NES	3 201	3 559	1 710	072 COCOA	1 962	421	195
692 METAL TANKS, BOXES, ETC	1 356	1 437	688	073 CHOCOLATE AND PRODUCTS	5 886	3 949	1 864
693 WIRE PRODUCTS NON ELECTR	29 212	8 595	3 929	074 TEA AND MATE	643	546	252
694 STL, COPPR NAILS, NUTS, ETC	69 565	24 703	11 371	075 SPICES	489	368	164
695 TOOLS	24 663	53 698	24 538	081 FEEDING STUFF FOR ANIMLS	55 816	11 419	5 294
696 CUTLERY	1 978	9 385	4 297	091 MARGARINE AND SHORTENING	45 455	3 197	1 503
697 BASE MTL HOUSEHOLD EQUIP	8 766	13 923	6 497	098 EDIBLE PRODUCTS, PREPS NES	20 746	10 156	4 741
699 OTHER METAL MANUFACTURES	73 988	41 886	19 237	111 NON-ALCOHL BEVERAGES NES	16 165	2 271	1 065
711 STEAM BOILERS & AUX PLNT	5 936	6 682	3 302	112 ALCOHOLIC BEVERAGES	153 240	20 801	9 605
712 STEAM ENGINES, TURBINES	88	942	437	121 TOBACCO UNMNFCTRD, REFUSE	812	1 146	546
713 INTRNL COMBUS PISTN ENGN	212 530	239 233	110 780	122 TOBACCO MFRS	1 860	6 366	3 020
714 ENGINES & MOTORS NES	283	4 902	2 216	211 HIDES, SKINS, UNDRESSED	122 572	27 239	12 652
716 ROTATING ELECTRIC PLANT	44 274	61 436	26 407	212 FUR SKINS UNDRESSED	38	788	347
718 OTH POWER GENERATG MACHY	122	283	130	222 SEEDS FOR 'SOFT' FIXED OIL	911	137	63
721 AGRIC MACHY, EXC TRACTORS	1 295	1 150	528	223 SEEDS FOR OTH FIXED OILS	704	255	117
722 TRACTORS NON-ROAD	2 523	1 992	909	232 NATURAL RUBBER, GUMS	1 331	207	92
723 CIVIL ENGINEERG EQUIP ETC	6 517	4 385	1 941	233 RUBBER, SYNTHTIC, RECLAIMD	149 388	37 200	17 001
724 TEXTILE, LEATHER MACHNRY	7 569	13 336	6 232	246 PULPWOOD, CHIPS, WOODWASTE	1 893	99	45
725 PAPER ETC MILL MACHINERY	4 530	10 629	4 903	247 OTH WOOD ROUGH, SQUARED	13 108	1 102	505
726 PRINTG, BKBINDG MACHY, PTS	4 353	6 323	2 967	248 WOOD SHAPED	1 068 928	50 289	23 606
727 FOOD MACHRY NON-DOMESTIC	228	515	239	251 PULP AND WASTE PAPER	21 673	3 085	1 415
728 OTH MACHY FOR SPCL INDUS	9 220	15 405	7 157	263 COTTON	14 136	3 569	1 584
736 MACHINE TOOLS FOR METAL	75 330	87 844	40 638	265 VEG FIBRE, EXCL COTN JUTE	1 252	153	76
737 METALWORKING MACHNRY NES	24 995	15 081	6 883	266 SYNTHETIC FIBRE TO SPIN	237 336	99 588	45 736
741 HEATING, COOLING EQUIPMNT	29 681	28 891	13 441	267 OTHER MAN-MADE, FIBRES	31 924	15 600	7 166
742 PUMPS FOR LIQUIDS ETC	9 080	11 846	5 506	268 WOOL (EXC TOPS), ANML HAIR	839	625	284
743 PUMPS NES, CENTRIFUGES ETC	62 204	83 831	38 830	269 WASTE OF TEXTILE FABRICS	51 738	6 053	2 722
744 MECHANICAL HANDLING EQU	37 893	25 450	11 588	273 STONE, SAND AND GRAVEL	13 157	384	176
745 NONELEC MACHY, TOOLS NES	3 235	6 550	3 057	274 SULPHUR ETC	6 260	2 144	997
749 NONELEC MACH PTS, ACC NES	64 551	76 437	35 518	277 NATURAL ABRASIVES NES	667	1 331	609
751 OFFICE MACHINES	879	1 556	719	278 OTHER CRUDE MINERALS	128 088	8 903	4 121
752 AUTOMATIC DATA PROC EQUIP	6 264	206 387	96 573	282 IRON AND STEEL SCRAP	349 403	7 237	3 310
759 OFFICE & ADP MCH PTS, ACC	4 281	134 808	63 290	287 BASE METAL ORES, CONC NES	40 585	5 877	2 694
761 TELEVISION RECEIVERS	6 617	19 760	9 268	288 NONFER METAL SCRAP NES	38 461	4 178	1 964
762 RADIO BROADCAST RECEIVRS	31	278	127	289 PREC METAL ORE, WASTE NES	21	1 270	565
763 SOUND RECORDRS, PHONOGRPH		87	39	291 CRUDE ANIMAL MTRIALS NES	24 819	8 557	3 981
764 TELECOM EQPT, PTS, ACC NES	6 286	32 982	15 295	292 CRUDE VEG MATERIALS NES	14 036	21 731	9 937
771 ELECTRIC POWER MACHY NES	2 937	12 967	6 023	322 COAL, LIGNITE, PEAT	393 215	7 659	3 569
772 SWITCHGEAR ETC & PTS NES	17 942	79 805	36 991	323 BRIQUETS, COKE, SEMI-COKE	77 163	3 057	1 428
773 ELECTR DISTRIBUTING MACH	21 178	54 313	25 176	334 PETROLEUM PRODUCTS, REFIN	97 409	19 254	8 890
774 ELECTRO-MEDCL, XRAY EQUIP	317	1 236	578	335 RESIDUAL PETRLM PROD NES	162 193	8 067	3 685
775 HOUSEHOLD TYPE EQUIP NES	69 422	82 064	38 154	411 ANIMAL OILS AND FATS	6 999	1 203	561
776 TRANSISTORS, VALVES, ETC	691	11 094	5 118	423 FIXED VEG OILS, SOFT	2 873	437	205
778 ELECTRICAL MACHINERY NES	133 799	249 139	115 729	424 FIXED VEG OIL NONSOFT	9 110	1 402	629
781 PASS MOTOR VEH EXC BUSES	655 311	793 071	367 115	431 PROCESD ANML VEG OIL, ETC	28 523	4 952	2 273
782 LORRIES, SPCL MTR VEH NES	1 091	1 445	673	511 HYDROCARBONS NES, DERIVS	277 828	39 512	18 042
784 MOTOR VEHCL PTS, ACC NES	614 533	353 028	163 397	512 ALCOHOLS, PHENOLS, ETC	261 469	62 729	28 764
785 MOTOR & OTHER CYCLES ETC	3 538	7 492	3 428	513 ORGANIC ACIDS, ETC	369 746	93 576	42 847
786 VEH NES NONMOTR, TRAILERS	7 557	3 553	1 624	514 NITROGEN-FUNCTN COMPOUNDS	237 722	106 496	48 970
791 RAILWAY VEHICLES	7 639	5 524	2 558	515 ORG-INORG COMPOUNDS ETC	68 842	94 232	43 507
792 AIRCRAFT	326	12 163	5 409	516 OTHER ORGANIC CHEMICALS	298 153	62 489	28 537
793 SHIPS AND BOATS	49 304	4 785	2 206	522 INDRG ELEMNTS, OXIDES, ETC	560 797	48 819	22 432
812 PLUMB, HEATNG, LGHTNG EQU	9 425	9 070	4 200	523 OTHR INORGANIC CHEMICALS	295 182	45 088	20 776
821 FURNITURE	59 286	52 643	24 505	524 RADIOACTIVE ETC MATERIAL	29	3 040	1 394
831 TRAVEL GOODS, HANDBAGS	1 027	6 129	2 843	531 SYNT DYE, NAT INDOGO, LAKES	39 579	99 000	45 570
842 MENS OUTERWEAR NOT KNIT	9 757	33 594	15 453	532 DYES NES, TANNING PRODS	16 762	5 068	2 325
843 WOMENS OUTERWEAR NONKNIT	1 445	10 876	4 990	533 PIGMENTS, PAINTS, ETC	148 983	92 627	42 922
844 UNDERWEAR NOT KNIT	263	1 673	779	541 MEDICINAL ETC PRODUCTS	29 585	148 519	68 090
845 UNDERWEAR KNIT NONELASTC	5 176	22 859	10 665	551 ESSENTL OIL, PERFUME, ETC	6 801	19 566	8 989
846 UNDERWEAR KNITTED	1 855	10 526	4 888	553 PERFUMERY, COSMETICS, ETC	5 114	7 018	3 230
847 TXTL CLTHNG ACCESSRY NES	67	759	342	554 SOAPS, CLEANING ETC PREPS	67 642	24 218	11 196
848 HEADGEAR, NONTXTL CLOTHNG	5 398	29 685	13 988	562 FERTILIZERS MANUFACTURED	1 307 197	24 726	11 725
851 FOOTWEAR	128 943	399 407	186 672	572 EXPLOSIVES, PYROTECH PROD	948	1 567	718
871 OPTICAL INSTRUMENTS	114	384	181	582 PROD OF CONDENSATION ETC	349 510	212 270	97 520
872 MEDICAL INSTRUMENTS NES	937	6 529	3 010	583 PROD OF POLYMERIZING ETC	571 705	186 178	85 804
873 METERS & COUNTERS NES	32	195	88	584 CELLULOSE DERIVATIVES ETC	31 776	22 198	10 265
874 MEASURNG, CONTROLNG INSTR	5 350	35 710	16 615	585 PLASTIC MATERIALS NES	23 957	9 702	4 421
881 PHOTO APPAR & EQUIPT NES	109	454	201	591 PESTICIDES, DISINFECTANTS	49 953	51 441	23 384
882 PHOTO, CINEMA SUPPLIES	2 825	10 638	4 944	592 STARCH, INULIN, GLUTEN, ETC	31 616	15 520	7 186
883 DEVELOPED CINEMA FILM	10	255	119	598 MISC CHEMICAL PRODS NES	427 843	161 752	74 737
884 OPTICAL GOODS NES	272	2 396	1 098	605 INDUSTRIAL PLANT, CHAP 73	77	1 048	506



## 7 IMPORTS AND EXPORTS (SPECIAL TRADE) BY COUNTRIES OF PRODUCTION AND CONSUMPTION AND BY GROUPS OF THE SITC-REV. 11 1986

GROUP DESCRIPTION	DT = 100 KG	1 000 DM	1 000 \$	GROUP DESCRIPTION	DT = 100 KG	1 000 DM	1 000 \$
611 LEATHER	8 783	6 818	3 180	844 UNDERWEAR NOT KNIT	40	727	349
612 LEATHER ETC MANUFACTURES	1 092	2 968	1 382	845 OUTERWEAR KNIT NONELASTC	331	5 473	2 529
613 FUR SKINS TANNED, DRESSED	723	21 831	9 974	846 UNDERWEAR KNITTED	151	1 486	706
621 MATERIALS OF RUBBER	17 562	18 627	8 628	847 TXTL CLTHNG ACCESRYS NES	355	2 560	1 220
625 RUBBER TYRES, TUBES	63 732	33 925	15 794	848 HEADGEAR NONTXTL CLOTHNG	366	4 343	2 035
628 RUBBER ARTICLES NES	19 555	51 158	23 657	851 FOOTWEAR	1 093	5 858	2 715
633 CORK MANUFACTURES	227	402	191	871 OPTICAL INSTRUMENTS	496	11 551	5 357
634 VENEERS, PLYWOOD, ETC	91 771	17 633	8 174	872 MEDICAL INSTRUMENTS NES	8 720	83 367	38 619
635 WOOD MANUFACTURES NES	16 796	6 006	2 775	873 METERS & COUNTERS NES	1 607	15 991	7 267
641 PAPER AND PAPERBOARD	688 255	194 926	90 412	874 MEASURNG, CONTROLNG INSTR	14 337	208 084	97 021
642 ARTICLES OF PAPER ETC	47 800	30 092	13 898	881 PHOTO APPAR & EQUIPT NES	4 605	36 978	17 099
651 TEXTILE YARN AND THREAD	93 698	80 314	37 285	882 PHOTO, CINEMA SUPPLIES	29 300	48 389	22 337
652 COTTON FABRICS, WOVEN	3 078	7 676	3 586	883 DEVELOPED CINEMA FILM	71	658	307
653 WOVN MAN-MADE FIB FABRIC	11 002	22 994	10 727	884 OPTICAL GOODS NES	619	27 268	12 698
654 OTH WOVEN TEXTILE FABRIC	3 529	11 666	5 423	885 WATCHES AND CLOCKS	3 343	33 964	15 806
655 KNIT ETC FABRICS	3 837	10 206	4 692	892 PRINTED MATTER	73 522	69 530	32 194
656 LACE, RIBBONS, TULLE, ETC	833	2 801	1 296	893 ARTICLES OF PLASTIC NES	37 965	59 937	27 794
657 SPECIAL TEXTILE ETC PROD	43 221	53 745	24 884	894 TOYS, SPORTING GOODS, ETC	7 550	14 207	6 664
658 TEXTILE ARTICLES NES	1 305	5 939	2 712	895 OFFICE SUPPLIES NES	11 460	46 190	21 426
659 FLOOR COVERINGS ETC	4 452	7 788	3 665	896 WORKS OF ART ETC	446	15 475	6 872
661 CEMENT ETC BUILDING PROD	15 197	1 481	697	897 GOLD, SILVER WARE, JEWELRY	273	6 021	2 842
662 CLAY, REFRACTORY BLDG PRD	158 083	23 143	10 771	898 MUSICAL INSTRUMENTS, PTS	15 907	61 254	28 225
663 OTH NONMETAL MINERAL MFS	84 835	52 702	24 509	899 OTHER MANUFACTURED GOODS	10 399	30 695	14 305
664 GLASS	108 663	47 649	21 866	941 ZOO ANIMALS, PETS	181	342	158
665 GLASSWARE	38 788	28 779	13 362	951 WAR FIREARMS, AMMUNITION	465	2 395	1 105
666 POTTERY	10 961	13 635	6 287	961 COIN NONGOLD, NONCURRENT	1	265	122
667 PEARL, PREC., SEMI-P STONE	11	2 795	1 317	971 GOLD, NON MONETARY NES	12	8 612	3 650
671 PIG IRON ETC	51 647	11 915	5 386	972 GOLD COIN		508	233
672 IRON, STL PRIMARY FORMS	3 089 382	227 709	103 580				
673 IRON AND STEEL SHAPES	641 054	73 217	33 930	CANARY IS			
674 IRN, STL UNIV. PLATE, SHEET	3 348 320	390 826	180 810	IMPORTS	485 595	87 960	39 157
675 IRON, STEEL HOOP, STRIP	678 548	84 019	39 001	022 MILK AND CREAM	664	75	35
676 RAILWAY RAILS ETC IRN, STL	3 349	591	285	054 VEG ETC FRSH, SMPLY PRSVD	469 947	67 643	29 837
677 IRN, STL WIRE EXCL W ROD	13 750	6 228	2 869	057 FRUIT, NUTS, FRESH, DRIED	2 320	467	219
678 IRON, STL TUBES, PIPES, ETC	117 660	37 270	17 190	122 TOBACCO MFRS	6	93	42
679 IRN, STL CASTINGS UNWORKE	4 492	1 876	881	292 CRUDE VEG MATERIALS NES	9 873	16 476	7 527
681 SILVER, PLATINUM, ETC	294	8 641	3 984	335 RESIDUAL PETRLM PROD NES	675	104	46
682 COPPER EXC CEMENT COPPER	101 735	74 223	34 383	541 MEDICINAL ETC PRODUCTS	68	489	224
683 NICKEL	3 376	9 369	4 316	743 PUMPS NES, CENTRFUGES ETC	11	174	76
684 ALUMINIUM	104 201	70 221	32 590	749 NONELEC MACH PTS, ACC NES	43	93	44
685 LEAD	3 401	1 670	760	762 RADIO BROADCAST RECEIVRS	9	193	85
686 ZINC	8 548	2 350	1 063	771 ELECTRIC POWER MACHY NES	10	326	150
687 TIN	982	1 530	708				
689 NON-FER BASE METALS NES	1 028	1 859	863	EXPORTS	831 005	320 171	148 985
691 STRUCTURES AND PARTS NES	21 406	12 377	5 808	001 LIVE ANIMALS	3 744	1 299	618
692 METAL TANKS, BOXES, ETC	38 923	30 424	13 899	011 MEAT FRESH, CHILLD, FROZEN	3 775	2 679	1 277
693 WIRE PRODUCTS NON ELECTR	14 228	8 503	3 947	012 MEAT DRIED, SALTED, SMOKED	233	417	192
694 STL, COPPR NAILS, NUTS, ETC	36 091	35 964	16 656	014 MEAT PREPD, PRSVD, NES ETC	3 114	2 501	1 132
695 TOOLS	17 695	61 091	28 304	022 MILK AND CREAM	159 580	13 352	6 184
696 CUTLERY	2 503	12 129	5 614	023 BUTTER	3 322	1 032	474
697 BASE MTL HOUSEHOLD EQUIP	29 096	42 341	19 670	024 CHEESE AND CURD	7 423	3 808	1 753
699 OTHER METAL MANUFACTURES	95 252	119 926	55 469	037 FISH ETC PREPD PRSVD NES	252	215	103
700 INDUSTRIAL PLANT, CHAP 84	5 983	21 878	10 142	047 OTHER CEREAL MEALS, FLOUR	1 047	107	49
703 INDUSTRIAL PLANT, CHAP 85	369	16 446	7 601	048 CEREAL ETC PREPARATIONS	84 896	6 738	3 102
711 STEAM BOILERS & AUX PLNT	8 210	18 527	8 522	054 VEG ETC FRSH, SMPLY PRSVD	1 000	1 726	797
712 STEAM ENGINES, TURBINES	1 218	10 665	4 998	056 VEGTBLES ETC PRSVD, PREPD	3 215	944	435
713 INTRNL COMBUS PISTN ENGN	379 956	607 870	283 035	058 FRUIT PRESERVED, PREPARED	4 488	1 067	492
714 ENGINES & MOTORS NES	150	2 605	1 208	061 SUGAR AND HONEY	171 944	8 038	3 878
716 ROTATING ELECTRIC PLANT	29 374	49 140	22 829	062 SUGAR PREPS NON-COCOA	810	484	225
718 OTH POWER GENERATG MACHY	2 545	9 373	4 378	071 COFFEE AND SUBSTITUTES	1 564	3 260	1 480
721 AGRIC MACHY, EXC TRACTORS	78 091	78 135	35 209	073 CHOCOLATE AND PRODUCTS	731	682	322
722 TRACTORS NON-ROAD	60 257	50 065	23 148	075 SPICES	147	174	77
723 CIVIL ENGINEER EQUIP ETC	75 305	78 465	36 348	081 FEEDING STUFF FOR ANIMLS	196	73	33
724 TEXTILE, LEATHER MACHNRY	52 468	187 829	88 101	091 MARGARINE AND SHORTENING	3 037	1 049	484
725 PAPER ETC MILL MACHINERY	14 979	40 634	19 121	098 EDIBLE PRODCTS, PREPS NES	5 343	1 847	859
726 PRINTG, BKBINDG MACHY, PTS	37 084	143 519	67 547	111 NON-ALCOHL BEVERAGES NES	24 925	2 622	1 219
727 FOOD MACHRY NON-DOMESTIC	5 093	22 974	10 816	112 ALCOHOLIC BEVERAGES	45 072	5 768	2 711
728 OTH MACHY FOR SPLC INDUS	73 985	229 744	107 204	122 TOBACCO MFRS	993	2 227	1 035
736 MACHINE TOOLS FOR METAL	32 451	83 691	39 344	267 OTHER MAN-MADE FIBRES	2 997	1 705	842
737 METALWORKING MACHNRY NES	14 518	40 877	19 205	292 CRUDE VEG MATERIALS NES	785	765	333
741 HEATING, COOLING EQUIPMNT	27 633	75 584	35 305	322 COAL, LIGNITE, PEAT	10 185	329	153
742 PUMPS FOR LIQUIDS ETC	14 432	57 775	26 898	334 PETROLEUM PRODUCTS, REFIN	2 158	452	216
743 PUMPS NES, CENTRFUGES ETC	48 707	121 960	56 601	335 RESIDUAL PETRLM PROD NES	1 552	211	100
744 MECHANICAL HANDLING EQU	85 084	104 519	48 776	423 FIXED VEG OILS, SOFT	93 517	7 556	3 514
745 NONELEC MACHY, TOOLS NES	25 675	112 014	51 898	424 FIXED VEG OIL NONSOFT	702	214	97
749 NONELEC MACH PTS, ACC NES	120 149	241 402	111 704	512 ALCOHOLS PHENOLS, ETC	279	199	94
751 OFFICE MACHINES	9 587	64 646	30 411	513 ORGANIC ACIDS, ETC	524	196	93
752 AUTOMATIC DATA PROC EQUIP	23 225	407 071	190 608	515 ORG-INORG COMPOUNDS ETC	593	225	96
759 OFFICE & ADP MCH PTS, ACC	5 699	341 759	157 982	522 INORG ELEMNTS, OXIDES, ETC	357	86	40
761 TELEVISION RECEIVERS	7 741	24 465	11 587	523 OTHR INORGANIC CHEMICALS	418	139	64
762 RADIO BROADCAST RECEIVRS	5 147	23 374	10 892	533 PIGMENTS, PAINTS, ETC	2 371	1 894	888
763 SOUND RECORDRS, PHONOGRPH	6 374	59 578	28 312	541 MEDICINAL ETC PRODUCTS	104	493	226
764 TELECOM EQPT, PTS, ACC NES	15 693	138 369	64 547	553 PERFUMERY, COSMETICS, ETC	521	796	357
771 ELECTRIC POWER MACHY NES	14 523	81 008	37 473	554 SOAPS, CLEANING ETC PREPS	261	190	86
772 SWITCHGEAR ETC & PTS NES	43 235	235 621	109 033	562 FERTILIZERS MANUFACTURED	20 750	381	169
773 ELECTR DISTRIBUTING MACH	16 518	30 500	14 079	582 PROD OF CONDENSATION ETC	748	327	152
774 ELECTRO-MEDCL, XRAY EQUIP	1 707	30 152	13 994	583 PROD OF POLYMERIZING ETC	1 795	1 354	629
775 HOUSEHOLD TYPE EQUIP NES	94 215	99 091	46 012	584 CELLULOSE DERIVATIVES ETC	653	610	280
776 TRANSISTORS, VALVES, ETC	62 624	120 830	56 041	591 PESTICIDES, DISINFECTANTS	194	146	66
778 ELECTRICAL MACHINERY NES	169 806	327 567	151 468	592 STARCH, INULIN, GLUTEN, ETC	88	72	31
781 PASS MOTOR VEH EXC BUSES	816 276	1 286 120	597 460	598 MISC CHEMICAL PRODS NES	1 206	629	298
782 LORRIES, SPLC MTR VEH NES	135 435	162 162	76 442	621 MATERIALS OF RUBBER	58	67	31
783 ROAD MOTOR VEHICLES NES	32 732	42 884	20 472	625 RUBBER TYRES, TUBES	2 827	2 447	1 109
784 MOTOR VEHCL PTS, ACC NES	960 358	792 623	365 885	628 RUBBER ARTICLES NES	122	470	216
785 MOTOR & OTHER CYCLES ETC	4 563	13 469	6 248	634 VENEERS, PLYWOOD, ETC	218	182	83
786 VEH NES NONMOTR, TRAILERS	40 168	28 033	13 162	635 WOOD MANUFACTURES NES	377	381	177
791 RAILWAY VEHICLES	2 877	9 901	4 590	641 PAPER AND PAPERBOARD	4 062	1 727	784
792 AIRCRAFT	363	37 093	17 386	642 ARTICLES OF PAPER ETC	10 519	5 118	2 384
793 SHIPS AND BOATS	221 322	7 819	3 615	651 TEXTILE YARN AND THREAD	69	193	88
801 INDUSTRIAL PLANT, CHAP 90	138	11 011	5 031	652 COTTON FABRICS, WOVEN	200	848	395
812 PLUMBGB, HEATNG, LGHTNG EQU	19 333	17 971	8 385	655 KNIT ETC FABRICS	27	100	48
821 FURNITURE	43 779	38 804	18 016	657 SPECIAL TEXTILE ETC PROD	154	308	143
831 TRAVEL GOODS, HANDBAGS	580	2 107	990				
842 MENS OUTERWEAR NOT KNIT	308	4 588	2 192				
843 WOMENS OUTERWEAR NONKNIT	1 244	20 469	9 654				



## 7 IMPORTS AND EXPORTS (SPECIAL TRADE) BY COUNTRIES OF PRODUCTION AND CONSUMPTION AND BY GROUPS OF THE SITC-REV. II 1986

GROUP DESCRIPTION	DT = 100 KG	1 000 DM	1 000 \$	GROUP DESCRIPTION	DT = 100 KG	1 000 DM	1 000 \$
656 TEXTILE ARTICLES NES	104	347	158	713 INTRNL COMBUS PISTN ENGN	550	1 191	564
659 FLOOR COVERINGS ETC	2 258	2 398	1 116	722 TRACTORS NON-ROAD	137	146	64
662 CLAY REFRACTORY BLDG PRD	5 713	565	258	724 TEXTILE, LEATHER MACHNRY	32	397	183
663 OTH NONMETAL MINERAL MFS	261	372	167	725 PAPER ETC MILL MACHINERY	34	201	93
664 GLASS	8 125	1 013	477	726 PRINTG,BKBDNG MACHY,PTS	1	83	36
665 GLASSWARE	813	731	343	728 OTH MACHY FOR SPCL INDUS	18	111	51
666 POTTERY	465	550	262	736 MACHINE TOOLS FOR METAL	11	74	33
667 PEARL,PREC-,SEMI-P STONE		173	78	742 PUMPS FOR LIQUIDS ETC	36	114	56
674 IRN,STL UNIV,PLATE,SHEET	14 294	1 246	612	744 MECHANICAL HANDLING EQU	76	215	100
678 IRON,STL TUBES,PIPES,ETC	2 752	555	264	745 NONELEC MACHY,TOOLS NES	11	83	40
682 COPPER EXC CEMENT COPPER	1 307	1 022	476	749 NONELEC MACH PTS,ACC NES	263	957	445
684 ALUMINIUM	3 096	3 083	1 434	751 OFFICE MACHINES	45	172	80
691 STRUCTURES AND PARTS NES	3 690	2 456	1 150	761 TELEVISION RECEIVERS	719	2 099	945
692 METAL TANKS,BOXES,ETC	1 798	1 398	671	762 RADIO BROADCAST RECEIVRS	31	194	89
694 STL,COPPR NAILS,NUTS,ETC	99	159	70	763 SOUND RECORDRS,PHONOGRPH	7	184	81
695 TOOLS	725	1 962	909	764 TELECOM EQPT,PTS,ACC NES	24	175	80
696 CUTLERY	47	370	169	772 SWITCHGEAR ETC & PTS NES	24	254	114
697 BASE MTL HOUSEHOLD EQUIP	808	1 550	730	775 HOUSEHOLD TYPE EQUIP NES	29	88	38
699 OTHER METAL MANUFACTURES	1 973	2 609	1 218	778 ELECTRICAL MACHINERY NES	32	191	88
713 INTRNL COMBUS PISTN ENGN	965	4 603	2 116	781 PASS MOTOR VEH EXC BUSES	2 389	8 427	3 911
716 ROTATING ELECTRIC PLANT	104	238	111	784 MOTOR VEHCL PTS,ACC NES	921	2 647	1 233
721 AGRIC MACHY,EXC TRACTORS	28	94	46	812 PLUMBNG,HEATNG,LGHTNG EQU	126	256	119
723 CIVIL ENGINEERG EQUIP ETC	314	376	167	821 FURNITURE	109	157	72
724 TEXTILE,LEATHER MACHNRY	387	1 087	525	842 MENS OUTERWEAR NOT KNIT	10	161	81
726 PRINTG,BKBDNG MACHY,PTS	282	1 371	647	843 WOMENS OUTERWEAR NONKNIT	32	524	245
727 FOOD MACHRY NON-DOMESTIC	146	946	454	844 UNDERWEAR NOT KNIT	14	100	47
728 OTH MACHY FOR SPCL INDUS	1 869	8 095	3 799	845 OUTERWEAR KNIT NONELASTC	4	94	42
736 MACHINE TOOLS FOR METAL	45	75	38	851 FOOTWEAR	211	954	453
741 HEATING,COOLING EQUIPMNT	1 028	2 432	1 153	872 MEDICAL INSTRUMENTS NES	224	109	48
742 PUMPS FOR LIQUIDS ETC	70	489	217	874 MEASURNG,CONTROLNG INSTR	28	562	268
743 PUMPS NES,CENTRIFUGES ETC	429	1 495	718	881 PHOTO APPAR & EQUIPT NES	15	82	37
744 MECHANICAL HANDLING EQU	1 398	1 965	913	884 OPTICAL GOODS NES		318	148
745 NONELEC MACHY TOOLS NES	1 103	6 414	2 950	885 WATCHES AND CLOCKS	9	133	65
749 NONELEC MACH PTS ACC NES	714	3 233	1 479	892 PRINTED MATTER	265	358	167
751 OFFICE MACHINES	373	1 362	624	893 ARTICLES OF PLASTIC NES	245	388	172
752 AUTOMTIC DATA PROC EQUIP	82	1 812	833	894 TOYS,SPORTING GOODS,ETC	14	65	33
759 OFFICE & ADP MCH PTS,ACC	10	398	178	897 GOLD,SILVER WARE,JEWELRY	1	457	217
761 TELEVISION RECEIVERS	1 446	4 166	1 962	899 OTHER MANUFACTURED GOODS	8	100	44
762 RADIO BROADCAST RECEIVRS	407	1 198	565	971 GOLD,NON MONETARY NES		63	30
763 SOUND RECORDRS,PHONOGRPH	167	1 547	708				
764 TELECOM EQPT PTS,ACC NES	682	3 690	1 735	ICELAND			
771 ELECTRIC POWER MACHY NES	31	135	61	IMPORTS	1 137 267	261 913	121 340
772 SWITCHGEAR ETC & PTS NES	376	2 259	1 057	001 LIVE ANIMALS	380	325	158
773 ELECTR DISTRIBUTING MACH	188	227	106	011 MEAT FRESH,CHILLD,FROZEN	2 206	937	416
774 ELECTRO-MEDCL,XRAY EQUIP	83	656	277	034 FISH FRESH,CHILLED,FROZN	353 457	95 269	44 057
775 HOUSEHOLD TYPE EQUIP NES	2 088	4 018	1 866	035 FISH SALTED,DRIED SMOKED	29 850	13 364	6 348
776 TRANSISTORS,VALVES ETC	276	471	203	036 SHELL FISH FRESH,FROZEN	213	850	412
778 ELECTRICAL MACHINERY NES	3 280	5 636	2 609	037 FISH ETC PREPD PRSVD NES	20 791	29 642	13 737
781 PASS MOTOR VEH EXC BUSES	35 482	81 767	38 022	081 FEEDING STUFF FOR ANIMLS	30 375	2 315	1 070
782 LORRIES,SPCL MTR VEH NES	6 584	9 668	4 502	212 FUR SKINS UNDRESSED	4	134	62
783 ROAD MOTOR VEHICLES NES	2 151	3 573	1 641	233 RUBBER,SYNTHTIC,RECLAIMD	472	85	39
784 MOTOR VEHCL PTS,ACC NES	5 419	14 416	6 711	266 WOOL(EXC TOPS),ANML HAIR	709	376	172
785 MOTOR & OTHER CYCLES ETC	410	1 594	774	273 STONE,SAND AND GRAVEL	3 431	149	70
786 VEH NES NONMOTR,TRAILERS	415	605	287	277 NATURAL ABRASIVES NES	99 893	788	351
812 PLUMBNG,HEATNG,LGHTNG EQU	426	687	322	278 OTHER CRUDE MINERALS	11 436	933	436
821 FURNITURE	1 743	2 400	1 116	288 NONFERR METAL SCRAP NES	11 241	1 686	758
831 TRAVEL GOODS,HANDBAGS	61	212	99	289 PREC METAL ORE,WASTE NES		1 004	474
842 MENS OUTERWEAR NOT KNIT	8	128	61	291 CRUDE ANIMAL MTRIALS NES	2 306	1 187	551
843 WOMENS OUTERWEAR NONKNIT	50	783	365	292 CRUDE VEG MATERIALS NES	2 287	272	126
845 OUTERWEAR KNIT NONELASTC	25	574	259	411 ANIMAL OILS AND FATS	129 438	8 656	3 898
846 UNDERWEAR KNITTED	14	134	62	592 STARCH,INULIN,GLUTEN,ETC	609	203	92
848 HEADGEAR,NONTXTL CLOTHNG	6	161	75	598 MISC CHEMICAL PRODS NES	47 186	4 384	2 055
851 FOOTWEAR	349	1 516	703	613 FUR SKINS TANNED,DRESSED	39	314	145
871 OPTICAL INSTRUMENTS	9	108	51	651 TEXTILE YARN AND THREAD	37	113	54
872 MEDICAL INSTRUMENTS NES	90	1 706	799	658 TEXTILE ARTICLES NES	49	176	86
873 METERS & COUNTERS NES	6	111	56	671 PIG IRON ETC	166 297	21 140	9 530
874 MEASURNG,CONTROLNG INSTR	140	1 894	880	684 ALUMINIUM	222 783	71 250	33 296
881 PHOTO APPAR & EQUIPT NES	301	1 743	819	697 BASE MTL HOUSEHOLD EQUIP	174	335	166
882 PHOTO,CINEMA SUPPLIES	1 006	2 523	1 182	716 ROTATING ELECTRIC PLANT	26	76	37
884 OPTICAL GOODS NES	3	963	446	724 TEXTILE,LEATHER MACHNRY	49	143	66
885 WATCHES AND CLOCKS	90	884	421	749 NONELEC MACH PTS,ACC NES	1	97	41
892 PRINTED MATTER	7 646	5 627	2 573	764 TELECOM EQPT,PTS,ACC NES	4	76	30
893 ARTICLES OF PLASTIC NES	2 209	1 954	900	772 SWITCHGEAR ETC & PTS NES	1	67	32
894 TOYS,SPORTING GOODS,ETC	355	897	423	842 MENS OUTERWEAR NOT KNIT	3	77	34
895 OFFICE SUPPLIES NES	352	2 038	950	843 WOMENS OUTERWEAR NONKNIT	13	222	105
897 GOLD,SILVER WARE,JEWELRY	1	580	272	845 OUTERWEAR KNIT NONELASTC	156	1 990	933
898 MUSICAL INSTRUMENTS,PTS	609	1 498	680	848 HEADGEAR,NONTXTL CLOTHNG	12	115	54
899 OTHER MANUFACTURED GOODS	566	1 281	600	872 MEDICAL INSTRUMENTS NES		68	30
951 WAR FIREARMS AMMUNITION	34	123	56	892 PRINTED MATTER	10	75	39
CEUTA MEL				896 WORKS OF ART ETC		150	71
IMPORTS	256	51	23	EXPORTS	642 514	294 720	137 034
EXPORTS	44 389	32 150	14 873	043 BARLEY UNMILLED	16 848	364	168
011 MEAT FRESH,CHILLD,FROZEN	1 279	668	292	046 WHEAT ETC MEAL OR FLOUR	3 335	205	95
022 MILK AND CREAM	21 353	1 212	556	047 OTHER CEREAL MEALS,FLOUR	16 909	449	197
048 CEREAL ETC PREPARATIONS	6 655	415	193	048 CEREAL ETC PREPARATIONS	78 641	2 766	1 269
112 ALCOHOLIC BEVERAGES	635	89	42	054 VEG ETC FRSH,SMPLY PRSVD	2 362	107	51
533 PIGMENTS,PAINTS,ETC	166	68	30	056 VEGTBLES ETC PRSVD,PREPD	187	96	37
554 SOAPS,CLEANING ETC PREPS	357	211	98	057 FRUIT,NUTS,FRESH,DRIED	1 600	646	312
582 PROD OF CONDENSATION ETC	281	420	192	058 FRUIT PRESERVED,PREPARED	825	268	126
583 PROD OF POLYMERIZING ETC	2 489	1 391	640	061 SUGAR AND HONEY	7 875	408	182
628 RUBBER ARTICLES NES	198	597	280	062 SUGAR PREPS NON-COCOA	610	415	188
642 ARTICLES OF PAPER ETC	387	140	66	071 COFFEE AND SUBSTITUTES	748	947	441
651 TEXTILE YARN AND THREAD	71	149	70	072 COCOA	2 218	2 478	1 144
653 WOVN MAN-MADE FIB FABRIC	14	68	31	073 CHOCOLATE AND PRODUCTS	1 238	1 112	530
658 TEXTILE ARTICLES NES	14	86	42	075 SPICES	196	180	82
663 OTH NONMETAL MINERAL MFS	123	254	121	081 FEEDING STUFF FOR ANIMLS	113 748	2 862	1 278
667 PEARL,PREC-,SEMI-P STONE		122	56	098 EDIBLE PRODCTS,PREPS NES	2 750	971	453
694 STL COPPR NAILS,NUTS,ETC	22	73	35	112 ALCOHOLIC BEVERAGES	3 761	2 112	976
695 TOOLS	82	204	91	248 WOOD SHAPED	2 996	453	214
696 CUTLERY	322	859	396	268 WOOL(EXC TOPS),ANML HAIR	363	320	141
699 OTHER METAL MANUFACTURES	255	438	206	278 OTHER CRUDE MINERALS	35 076	401	195



## 7 IMPORTS AND EXPORTS (SPECIAL TRADE) BY COUNTRIES OF PRODUCTION AND CONSUMPTION AND BY GROUPS OF THE SITC-REV. II 1986

GROUP DESCRIPTION	DT = 100 KG	1 000 DM	1 000 \$	GROUP DESCRIPTION	DT = 100 KG	1 000 DM	1 000 \$
292 CRUDE VEG MATERIALS NES	372	454	206	786 VEH NES NONMOTR, TRAILERS	4 981	2 331	1 052
323 BRIQUETS, COKE, SEMI-COKE	10 000	196	97	792 AIRCRAFT	18	877	387
334 PETROLEUM PRODUCTS, REFIN	10 637	1 839	857	793 SHIPS AND BOATS	66	160	71
335 RESIDUAL PETRLM PROD NES	3 526	315	147	812 PLUMBING, HEATING, LIGHTING EQU	2 478	2 192	1 022
423 FIXED VEG OILS, SOFT	1 703	247	112	821 FURNITURE	4 169	5 740	2 654
431 PROCESSED ANML VEG OIL, ETC	2 929	525	240	831 TRAVEL GOODS, HANDBAGS	387	2 300	1 096
511 HYDROCARBONS NES, DERIVS	447	128	59	842 MENS OUTERWEAR NOT KNIT	209	2 741	1 291
512 ALCOHOLS, PHENOLS, ETC	519	176	77	843 WOMENS OUTERWEAR NONKNIT	256	4 492	2 112
513 ORGANIC ACIDS, ETC	1 177	396	191	844 UNDERWEAR NOT KNIT	60	552	253
515 ORG-INORG COMPOUNDS ETC	308	844	348	845 OUTERWEAR KNIT NONELASTIC	236	2 821	1 331
516 OTHER ORGANIC CHEMICALS	434	156	76	846 UNDERWEAR KNITTED	228	2 324	1 110
522 INORG ELEMENTS, OXIDES, ETC	1 014	445	200	847 TEXTILE ACCESSORIES NES	144	1 437	663
523 OTHER INORGANIC CHEMICALS	5 386	859	404	848 HEADGEAR, NONTEXTILE CLOTHING	158	1 115	518
531 SYNT DYE, NAT INDGO, LAKES	274	986	457	851 FOOTWEAR	524	3 594	1 668
533 PIGMENTS, PAINTS, ETC	7 629	3 950	1 827	871 OPTICAL INSTRUMENTS	21	318	150
541 MEDICINAL ETC PRODUCTS	551	2 147	1 007	872 MEDICAL INSTRUMENTS NES	86	1 148	531
553 PERFUMERY, COSMETICS, ETC	1 521	2 371	1 109	873 METERS & COUNTERS NES	132	716	346
554 SOAPS, CLEANING ETC PREPS	6 837	2 466	1 139	874 MEASURING, CONTROLLING INSTR	190	2 999	1 381
562 FERTILIZERS MANUFACTURED	4 226	194	87	881 PHOTO APPAR & EQUIP NES	97	471	222
572 EXPLOSIVES, PYROTECH PROD	122	357	172	882 PHOTO, CINEMA SUPPLIES	1 046	1 581	729
582 PROD OF CONDENSATION ETC	4 474	2 248	1 033	884 OPTICAL GOODS NES	7	824	382
583 PROD OF POLYMERIZING ETC	48 599	13 441	6 216	885 WATCHES AND CLOCKS	32	492	233
584 CELLULOSE DERIVATIVES ETC	34	74	31	892 PRINTED MATTER	2 053	2 272	1 053
591 PESTICIDES, DISINFECTANTS	107	326	151	893 ARTICLES OF PLASTIC NES	6 878	7 627	3 553
592 STARCH, INULIN, GLUTEN, ETC	2 036	684	324	894 TOYS, SPORTING GOODS, ETC	1 236	2 712	1 267
598 MISC CHEMICAL PRODS NES	6 940	2 110	970	895 OFFICE SUPPLIES NES	143	613	279
611 LEATHER	340	440	196	897 GOLD, SILVER WARE, JEWELRY	5	2 773	1 286
612 LEATHER ETC MANUFACTURES	73	343	168	898 MUSICAL INSTRUMENTS, PTS	274	1 409	655
621 MATERIALS OF RUBBER	4 540	2 586	1 224	899 OTHER MANUFACTURED GOODS	436	1 199	558
625 RUBBER TYRES, TUBES	2 883	926	439	951 WAR FIREARMS, AMMUNITION	25	128	56
628 RUBBER ARTICLES NES	290	652	298				
634 VENEERS, PLYWOOD, ETC	4 717	2 020	946	FAROE IS			
635 WOOD MANUFACTURES NES	2 461	1 196	550				
641 PAPER AND PAPERBOARD	15 671	4 269	1 982	IMPORTS	165 223	71 168	33 264
642 ARTICLES OF PAPER ETC	7 264	4 340	2 033				
651 TEXTILE YARN AND THREAD	159	751	335	034 FISH FRESH, CHILLED, FROZEN	134 708	61 879	28 962
652 COTTON FABRICS, WOVEN	756	2 053	962	035 FISH SALTED, DRIED, SMOKED	16 235	6 988	3 252
653 WOVEN MAN-MADE FIB FABRIC	593	2 025	934	036 SHELL FISH FRESH, FROZEN	825	480	213
654 OTHER WOVEN TEXTILE FABRIC	69	261	123	411 ANIMAL OILS AND FATS	13 439	513	253
655 KNIT ETC FABRICS	83	347	158	896 WORKS OF ART ETC	5	1 271	588
656 LACE, RIBBONS, TULLE, ETC	62	428	196				
657 SPECIAL TEXTILE ETC PROD	1 415	2 378	1 104	EXPORTS	13 257	8 976	4 090
658 TEXTILE ARTICLES NES	318	1 038	494				
659 FLOOR COVERINGS ETC	1 568	1 287	601	048 CEREAL ETC PREPARATIONS	106	77	35
661 CEMENT ETC BUILDING PROD	1 928	152	72	334 PETROLEUM PRODUCTS, REFIN	5 963	95	42
662 CLAY, REFRACTORY BLDG PRD	7 870	839	395	642 ARTICLES OF PAPER ETC	500	179	78
663 OTHER NONMETAL MINERAL MFS	2 005	872	397	657 SPECIAL TEXTILE ETC PROD	91	197	90
664 GLASS	4 935	1 054	493	659 FLOOR COVERINGS ETC	638	288	133
665 GLASSWARE	3 369	1 288	602	661 CEMENT ETC BUILDING PROD	280	81	38
666 POTTERY	978	1 800	843	663 OTHER NONMETAL MINERAL MFS	1 521	102	44
673 IRON AND STEEL SHAPES	6 016	668	317	678 IRON, STEEL TUBES, PIPES, ETC	261	148	69
674 IRON, STEEL UNIV. PLATE, SHEET	27 923	3 895	1 836	691 STRUCTURES AND PARTS NES	792	300	136
675 IRON, STEEL HOOP, STRIP	956	174	83	697 BASE METAL HOUSEHOLD EQUIP	110	292	143
678 IRON, STEEL TUBES, PIPES, ETC	15 116	3 452	1 569	699 OTHER METAL MANUFACTURES	119	271	129
679 IRON, STEEL CASTINGS UNWORKED	399	201	90	713 INTERNAL COMBUSTION PISTON ENGIN	103	684	285
682 COPPER EXC CEMENT COPPER	483	597	280	716 ROTATING ELECTRIC PLANT	29	69	30
684 ALUMINIUM	1 153	978	449	727 FOOD MACHINERY NON-DOMESTIC	225	2 575	1 185
686 ZINC	448	99	46	728 OTHER MACHINERY FOR SPECIAL INDUSTRIES	46	361	176
691 STRUCTURES AND PARTS NES	3 056	2 465	1 152	742 PUMPS FOR LIQUIDS ETC	222	354	176
692 METAL TANKS, BOXES, ETC	2 319	2 784	1 272	743 PUMPS NES, CENTRIFUGES ETC	25	107	47
693 WIRE PRODUCTS NON-ELECTRIC	4 221	1 422	671	745 NONELECTRIC MACHINERY, TOOLS NES	30	140	67
694 STEEL, COPPER NAILS, NUTS, ETC	2 687	2 026	950	749 NONELECTRIC MACHINERY, TOOLS, ACCESSORIES NES	111	182	88
695 TOOLS	858	2 541	1 175	775 HOUSEHOLD TYPE EQUIPMENT NES	442	794	365
696 CUTLERY	161	1 021	464	851 FOOTWEAR	7	79	34
697 BASE METAL HOUSEHOLD EQUIP	1 207	1 521	717	874 MEASURING, CONTROLLING INSTR	3	168	74
699 OTHER METAL MANUFACTURES	3 713	4 213	1 954	893 ARTICLES OF PLASTIC NES	163	179	82
711 STEAM BOILERS & AUX PLANT	264	365	165				
713 INTERNAL COMBUSTION PISTON ENGIN	477	2 899	1 361	NORWAY			
716 ROTATING ELECTRIC PLANT	366	898	433	IMPORTS	148 299 892	6 598 721	3 028 457
718 OTHER POWER GENERATING MACHINERY	23	106	46				
721 AGRICULTURAL MACHINERY, EXC TRACTORS	1 721	1 359	620	014 MEAT PREPARED PRESERVED, NES ETC	1 023	355	153
722 TRACTORS NON-ROAD	778	927	446	024 CHEESE AND CURD	8 682	4 914	2 344
723 CIVIL ENGINEERING EQUIPMENT ETC	1 430	1 747	797	034 FISH FRESH, CHILLED, FROZEN	519 839	181 691	83 813
724 TEXTILE, LEATHER MACHINERY	593	2 911	1 329	035 FISH SALTED, DRIED, SMOKED	9 694	9 268	4 311
725 PAPER ETC MILL MACHINERY	120	428	200	036 SHELL FISH FRESH, FROZEN	6 759	3 638	1 642
726 PRINTING, BOOKBINDING MACHINERY, PTS	613	4 323	1 997	371 FISH ETC PREPARED PRESERVED NES	26 774	13 398	6 118
727 FOOD MACHINERY NON-DOMESTIC	592	5 542	2 567	048 CEREAL ETC PREPARATIONS	1 455	616	284
728 OTHER MACHINERY FOR SPECIAL INDUSTRIES	1 366	3 498	1 592	058 FRUIT PRESERVED, PREPARED	5 910	2 294	1 060
736 MACHINE TOOLS FOR METAL	193	771	358	061 SUGAR AND HONEY	1 220	906	414
737 METALWORKING MACHINERY NES	55	323	145	081 FEEDING STUFF FOR ANIMALS	18 580	2 580	1 198
741 HEATING, COOLING EQUIPMENT	567	1 546	712	098 EDIBLE PRODUCTS, PREPS NES	252	165	79
742 PUMPS FOR LIQUIDS ETC	516	1 424	671	112 ALCOHOLIC BEVERAGES	3 075	2 873	1 327
743 PUMPS NES, CENTRIFUGES ETC	769	1 917	891	121 TOBACCO UNMANUFACTURED, REFUSE	221	187	86
744 MECHANICAL HANDLING EQUIPMENT	5 251	5 153	2 466	211 HIDES, SKINS, UNDERESSED	11 892	6 212	2 857
745 NONELECTRIC MACHINERY, TOOLS NES	887	3 199	1 483	212 FUR SKINS UNDERESSED	108	2 560	1 133
749 NONELECTRIC MACHINERY, TOOLS, ACCESSORIES NES	1 041	3 555	1 671	245 FUEL WOOD NES, CHARCOAL	32 894	591	296
751 OFFICE MACHINES	110	1 438	649	247 OTHER WOOD ROUGH, SQUARED	22 066	787	354
752 AUTOMATIC DATA PROCESSING EQUIPMENT	282	6 313	2 819	248 WOOD SHAPED	447 225	30 446	14 182
759 OFFICE & ADMINISTRATIVE MACHINERY, ACCESSORIES NES	42	1 497	686	251 PULP AND WASTE PAPER	817 164	70 487	32 877
761 TELEVISION RECEIVERS	421	1 263	595	268 WOOL (EXC TOPS), ANIMAL HAIR	913	588	260
762 RADIO BROADCAST RECEIVERS	149	370	173	273 STONE, SAND AND GRAVEL	11 285 230	28 153	13 202
763 SOUND RECORDERS, PHONOGRAPHS	7	168	77	274 SULPHUR ETC	59 210	444	195
764 TELECOMMUNICATIONS EQUIPMENT, ACCESSORIES NES	273	2 429	1 137	278 OTHER CRUDE MINERALS	8 673 213	105 652	48 853
771 ELECTRIC POWER MACHINERY NES	275	482	217	281 IRON ORE, CONCENTRATES	11 228 058	68 050	30 615
772 SWITCHGEAR ETC & PARTS NES	2 040	6 328	2 951	282 IRON AND STEEL SCRAP	20 397	693	329
773 ELECTRIC DISTRIBUTING MACHINERY	2 859	1 768	803	287 BASE METAL ORES, CONCENTRATES	3 131 369	59 596	27 679
774 ELECTRO-METALLURGICAL EQUIPMENT	40	694	333	288 NONFERRITOUS METAL SCRAP NES	179 090	30 517	14 073
775 HOUSEHOLD TYPE EQUIPMENT NES	5 634	7 970	3 749	289 PRECIOUS METAL ORES, WASTE NES	245	5 044	2 439
776 TRANSISTORS, VALVES, ETC		126	60	291 CRUDE ANIMAL MATERIALS NES	408	261	117
778 ELECTRICAL MACHINERY NES	5 406	6 750	3 144	292 CRUDE VEG MATERIALS NES	2 243	898	434
781 PASS MOTOR VEHICLE EXC BUSES	17 200	24 171	11 488	322 COAL, LIGNITE, PEAT	842 637	12 545	5 978
782 LORRIES, SPECIAL MOTOR VEHICLE NES	3 871	3 910	1 824	323 BRIQUETS, COKE, SEMI-COKE	17 922	526	231
783 ROAD MOTOR VEHICLES NES	832	1 202	545	333 CRUDE PETROLEUM	46 573 913	1 303 550	588 897
784 MOTOR VEHICLE PARTS, ACCESSORIES NES	1 918	4 668	2 175	334 PETROLEUM PRODUCTS, REFIN	3 858 841	141 720	63 983
785 MOTOR & OTHER CYCLES ETC	1 092	1 430	646				



## 7 IMPORTS AND EXPORTS (SPECIAL TRADE) BY COUNTRIES OF PRODUCTION AND CONSUMPTION AND BY GROUPS OF THE SITC-REV. II 1986

GROUP DESCRIPTION	DT = 100 KG	1 000 DM	1 000 \$	GROUP DESCRIPTION	DT = 100 KG	1 000 DM	1 000 \$
411 ANIMAL OILS AND FATS	104 523	6 426	3 140	784 MOTOR VEHCL PTS,ACC NES	48 924	50 761	23 360
431 PROCESD ANML VEG OIL,ETC	33 628	3 962	1 810	785 MOTOR & OTHER CYCLES ETC	390	343	156
511 HYDROCARBONS NES,DERIVS	93 148	8 539	4 023	786 VEH NES NONMOTR, TRAILERS	3 180	956	457
512 ALCOHOLS PHENOLS,ETC	31 810	42 387	19 769	791 RAILWAY VEHICLES	744	461	227
513 ORGANIC ACIDS,ETC	3 486	1 771	820	792 AIRCRAFT	43	1 928	876
514 NITROGEN-FUNCTN COMPOUNDS	13 236	7 672	3 589	793 SHIPS AND BOATS	187 392	15 275	7 037
515 ORG-INORG COMPOUNDS ETC	36	167	72	812 PLUMB, HEATING, LGHTNG EQU	2 771	4 729	2 189
516 OTHER ORGANIC CHEMICALS	4 335	9 957	4 612	821 FURNITURE	18 752	22 912	10 637
522 INORG ELEMNTS, OXIDES, ETC	333 548	83 480	38 309	831 TRAVEL GOODS, HANDBAGS	47	178	87
523 OTHER INORGANIC CHEMICALS	279 868	34 030	15 625	842 MENS OUTERWEAR NOT KNIT	85	651	303
524 RADIOACTIVE ETC MATERIAL	3	217	103	843 WOMENS OUTERWEAR NONKNIT	44	401	193
531 SYNT DYE, NAT INDOGO, LAKES	263	163	73	844 UNDERWEAR NOT KNIT	19	103	48
533 PIGMENTS, PAINTS, ETC	27 500	11 623	5 456	845 OUTERWEAR KNIT NONELASTC	227	1 800	833
541 MEDICINAL ETC PRODUCTS	2 169	34 273	15 616	846 UNDERWEAR KNITTED	134	1 121	527
554 SOAPS, CLEANING ETC PREPS	29 620	5 935	2 667	847 TXLT CLTHNG ACCESRYS NES	113	585	274
562 FERTILIZERS MANUFACTURED	191 256	7 305	3 372	848 HEADGEAR, NONTXLT CLOTHNG	97	1 399	667
572 EXPLOSIVES, PYROTECH PROD	1 170	5 589	2 501	851 FOOTWEAR	203	692	322
582 PROD OF CONDENSATION ETC	39 583	12 600	5 826	871 OPTICAL INSTRUMENTS	16	623	288
583 PROD OF POLYMERIZING ETC	514 601	84 738	39 170	872 MEDICAL INSTRUMENTS NES	132	2 674	1 240
584 CELLULOSE DERIVATIVES ETC	6 518	4 173	1 922	873 METERS & COUNTERS NES	7	268	129
585 PLASTIC MATERIALS NES	5 835	8 756	4 012	874 MEASURING, CONTROLLING INSTR	783	20 650	9 529
598 MISC CHEMICAL PRODS NES	122 777	15 461	7 225	881 PHOTO APPAR & EQUIPT NES	100	618	287
611 LEATHER	1 561	5 213	2 419	884 OPTICAL GOODS NES		160	78
613 FUR SKINS TANNED, DRESSED	197	1 831	851	885 WATCHES AND CLOCKS	2	180	82
621 MATERIALS OF RUBBER	145	256	119	892 PRINTED MATTER	865	1 321	601
625 RUBBER TYRES, TUBES	23 720	15 712	7 489	893 ARTICLES OF PLASTIC NES	8 312	6 206	2 854
628 RUBBER ARTICLES NES	407	578	266	894 TOYS, SPORTING GOODS, ETC	2 600	3 565	1 675
634 VENEERS, PLYWOOD, ETC	5 022	629	302	895 OFFICE SUPPLIES NES	53	200	91
635 WOOD MANUFACTURES NES	20 049	6 884	3 235	896 WORKS OF ART ETC	472	1 174	550
641 PAPER AND PAPERBOARD	1 997 432	248 911	114 758	897 GOLD, SILVER WARE, JEWELRY		795	364
642 ARTICLES OF PAPER ETC	35 273	9 080	4 173	898 MUSICAL INSTRUMENTS, PTS	89	1 432	690
651 TEXTILE YARN AND THREAD	6 153	4 587	2 122	899 OTHER MANUFACTURED GOODS	3 876	3 883	1 798
652 COTTON FABRICS, WOVEN	892	2 328	1 086	951 WAR FIREARMS, AMMUNITION	9	102	44
653 WOVN MAN-MADE FIB FABRIC	180	342	149	971 GOLD, NON MONETARY NES	3	6 502	3 079
654 OTH WOVEN TEXTILE FABRIC	73	210	96				
656 LACE RIBBONS, TULLE, ETC	42	85	35	EXPORTS	16 358 950	7 103 393	3 274 177
657 SPECIAL TEXTILE ETC PROD	4 718	8 236	3 839	001 LIVE ANIMALS	82	184	86
658 TEXTILE ARTICLES NES	502	2 100	952	011 MEAT FRESH, CHILLD, FROZEN	735	368	160
659 FLOOR COVERINGS ETC	385	266	121	014 MEAT PREPD, PRSVD, NES ETC	72	118	55
661 CEMENT ETC BUILDING PROD	15 962	1 754	823	024 CHEESE AND CURD	1 478	1 564	732
662 CLAY, REFRACTORY BLDG PRO	132 896	7 168	3 321	025 EGGS, BIRDS, FRESH, PRSRVD	403	108	55
663 OTH NONMETAL MINERAL MFS	9 697	5 635	2 616	034 FISH FRESH, CHILLED, FROZN	1 993	944	459
664 GLASS	1 740	633	293	036 SHELL FISH FRESH, FROZEN	78	203	91
665 GLASSWARE	52	174	73	037 FISH ETC PREPD PRSVD NES	652	380	170
666 POTTERY	127	177	82	041 WHEAT ETC UNMILLED	231 492	4 682	2 150
667 PEARL, PREC., SEMI-P STONE		158	69	042 RICE	17 013	1 410	660
671 PIG IRON ETC	1 849 094	229 349	105 324	043 BARLEY UNMILLED	196 108	2 524	1 259
672 IRON, STL PRIMARY FORMS	12 240	731	357	045 CEREALS NES UNMILLED	21 559	366	168
673 IRON AND STEEL SHAPES	702 242	52 523	24 407	047 OTHER CEREAL MEALS, FLOUR	80 371	1 438	662
674 IRN, STL UNIV, PLATE, SHEET	27 711	1 880	848	048 CEREAL ETC PREPARATIONS	228 892	22 780	10 837
675 IRON, STEEL HOOP, STRIP	27 027	3 193	1 474	054 VEG ETC FRSH, SMPLY PRSVD	30 925	3 995	1 850
677 IRN, STL WIRE EXCL W ROD	12 135	1 448	658	056 VEGTBLES ETC PRSVD, PREPD	3 402	1 771	814
678 IRON, STL TUBES, PIPES, ETC	8 086	4 523	2 089	057 FRUIT, NUTS FRESH, DRIED	26 013	4 812	2 213
681 SILVER, PLATINUM, ETC	21	25 266	11 839	058 FRUIT PRESERVED, PREPARED	14 720	4 663	2 179
682 COPPER EXC CEMENT COPPER	105 803	34 208	16 074	061 SUGAR AND HONEY	256 596	12 896	5 805
683 NICKEL	58 800	52 166	23 959	062 SUGAR PREPS NON-COCOA	3 962	2 776	1 275
684 ALUMINIUM	2 343 077	714 204	329 007	071 COFFEE AND SUBSTITUTES	14 590	20 757	9 619
686 ZINC	172 313	27 541	12 798	072 COCOA	8 777	10 805	5 028
689 NON-FER BASE METALS NES	161 107	108 785	50 190	073 CHOCOLATE AND PRODUCTS	7 726	6 838	3 254
691 STRUCTURES AND PARTS NES	2 501	3 457	1 543	074 TEA AND MATE	822	1 106	512
692 METAL TANKS BOXES, ETC	520	566	272	075 SPICES	1 597	1 673	777
693 WIRE PRODUCTS NON ELECTR	744	303	140	081 FEEDING STUFF FOR ANIMLS	252 958	19 797	9 140
694 STL, COPPR NAILS, NUTS, ETC	264	476	217	088 EDIBLE PRODCTS, PREPS NES	9 562	5 467	2 512
695 TOOLS	1 824	4 273	2 011	111 NON-ALCOHL BEVERAGES NES	7 935	2 324	1 075
696 CUTLERY	24	186	87	112 ALCOHOLIC BEVERAGES	33 898	11 522	5 373
697 BASE MTL HOUSEHOLD EQUIP	7 648	4 641	2 161	122 TOBACCO MFRS	73	290	135
699 OTHER METAL MANUFACTURES	13 925	9 250	4 257	222 SEEDS FOR SOFT/FIXED OIL	6 291	991	440
711 STEAM BOILERS & AUX PLNT	39	115	52	223 SEEDS FOR OTH FIXED OILS	2 736	414	194
712 STEAM ENGINES, TURBINES	55	293	146	203 RUBBER, SYNTHETIC, RECLAIMD	16 257	3 781	1 742
713 INTRNL COMBUS PISTN ENGN	3 080	5 800	2 703	245 FUEL WOOD NES, CHARCOAL	594	69	32
714 ENGINES & MOTORS NES	84	7 504	3 445	246 PULPWOOD, CHIPS, WOODWASTE	1 036 058	12 460	5 916
716 ROTATING ELECTRIC PLANT	3 832	5 067	2 431	247 OTH WOOD ROUGH, SQUARED	69 219	900	395
718 OTH POWER GENERATG MACHY	189	836	386	248 WOOD SHAPED	42 531	5 154	2 375
721 AGRIC MACHY, EXC TRACTORS	15 747	10 573	4 891	263 COTTON	3 422	784	366
723 CIVIL ENGINEERG EQUIP ETC	7 265	10 852	4 892	266 SYNTHETIC FIBRE TO SPIN	19 541	7 556	3 502
724 TEXTILE, LEATHER MACHNRY	716	679	324	268 WOOL(EXC TOPS), ANML HAIR	1 727	1 410	639
725 PAPER ETC MILL MACHINERY	1 321	2 440	1 139	273 STONE, SAND AND GRAVEL	35 017	1 048	482
726 PRINTG, BKBINDG MACHY, PTS	866	948	439	278 OTHER CRUDE MINERALS	783 436	9 411	4 365
727 FOOD MACHRY NON-DOMESTIC	1 815	2 704	1 220	282 IRON AND STEEL SCRAP	12 619	278	135
728 OTH MACHY FOR SPCL INDUS	5 933	18 369	8 477	287 BASE METAL ORES, CONC NES	4 168	550	255
736 MACHINE TOOLS FOR METAL	1 087	2 225	1 031	288 NONFERR METAL SCRAP NES	4 934	1 203	559
737 METALWORKING MACHNRY NES	584	807	374	291 CRUDE ANIMAL MTRIALS NES	10 663	5 139	2 397
741 HEATING, COOLING EQUIPMNT	4 161	5 233	2 467	292 CRUDE VEG MATERIALS NES	16 728	9 854	4 569
742 PUMPS FOR LIQUIDS ETC	1 323	6 017	2 803	322 COAL, LIGNITE, PEAT	544 693	16 860	7 748
743 PUMPS NES, CENTRIFUGES ETC	2 115	6 265	2 893	362 BRIQUETS, COKE, SEMI-COKE	564 993	15 007	6 959
744 MECHANICAL HANDLING EQU	6 369	8 082	3 662	334 PETROLEUM PRODUCTS, REFIN	342 885	22 540	10 382
745 NONELEC MACHY, TOOLS NES	2 191	3 066	1 412	335 RESIDUAL PETRLM PROD NES	241 491	20 793	9 568
749 NONELEC MACH PTS, ACC NES	2 601	5 405	2 493	411 ANIMAL OILS AND FATS	2 277	197	89
751 OFFICE MACHINES	85	709	334	423 FIXED VEG OILS, SOFT	2 386	375	176
752 AUTOMTIC DATA PROC EQUIP	4 472	106 834	49 988	424 FIXED VEG OIL NONSOFT	2 442	455	205
759 OFFICE & ADP MCH PTS, ACC	352	19 603	9 025	431 PROCESD ANML VEG OIL, ETC	35 668	3 433	1 553
761 TELEVISION RECEIVERS	10	79	37	511 HYDROCARBONS NES, DERIVS	16 748	4 334	1 980
762 RADIO BROADCAST RECEIVRS	109	338	168	512 ALCOHOLS, PHENOLS, ETC	106 494	21 774	10 001
763 SOUND RECORDRS, PHONOGRPH	69	715	330	513 ORGANIC ACIDS, ETC	312 015	28 266	12 974
764 TELECOM EQPT, PTS, ACC NES	2 619	20 660	9 587	514 NITROGEN-FUNCTN COMPOUNDS	22 317	10 049	4 676
771 ELECTRIC POWER MACHY NES	2 848	11 421	5 439	515 ORG-INORG COMPOUNDS ETC	7 536	11 821	5 425
772 SWITCHGEAR ETC & PTS NES	3 882	14 263	6 686	516 OTHER ORGANIC CHEMICALS	18 047	5 140	2 391
773 ELECTR DISTRIBUTING MACH	2 828	4 717	2 180	522 INORG ELEMNTS, OXIDES, ETC	375 159	28 718	12 983
774 ELECTRO-MEDCL, XRAY EQUIP	16	1 232	590	523 OTHER INORGANIC CHEMICALS	2 384 696	36 760	17 073
775 HOUSEHOLD TYPE EQUIP NES	2 342	3 317	1 535	524 RADIOACTIVE ETC MATERIAL	12	2 469	1 175
776 TRANSISTORS, VALVES, ETC	4	1 517	703	531 SYNT DYE, NAT INDOGO, LAKES	8 827	12 788	5 906
778 ELECTRICAL MACHINERY NES	19 528	11 306	5 235	532 DYES NES, TANNING PRODS	2 081	684	319
781 PASS MOTOR VEH EXC BUSES	1 467	2 704	1 244	533 PIGMENTS, PAINTS, ETC	69 477	41 925	19 439
782 LORRIES, SPCL MTR VEH NES	3 280	4 472	2 061	541 MEDICINAL ETC PRODUCTS	5 667	43 835	20 208
783 ROAD MOTOR VEHICLES NES	60	100	44				



GROUP DESCRIPTION	DT * 100 KG	1 000 DM	1 000 \$	GROUP DESCRIPTION	DT * 100 KG	1 000 DM	1 000 \$
551 ESSENTL OIL, PERFUME, ETC	649	2 083	970	783 ROAD MOTOR VEHICLES NES	13 139	29 302	13 013
553 PERFUMERY, COSMETICS, ETC	15 410	20 848	9 581	784 MOTOR VEHCL PTS, ACC NES	125 169	221 120	101 630
554 SOAPS, CLEANING ETC PREPS	31 563	14 316	6 642	785 MOTOR & OTHER CYCLES ETC	9 914	18 204	8 164
562 FERTILIZERS MANUFACTURED	271 149	9 864	4 507	786 VEH NES NONMOTR, TRAILERS	93 020	105 130	48 179
572 EXPLOSIVES, PYROTECH PROD	3 985	12 089	5 674	791 RAILWAY VEHICLES	30 809	21 183	9 899
582 PROD OF CONDENSATION ETC	123 847	56 184	25 861	792 AIRCRAFT	101	9 344	4 099
583 PROD OF POLYMERIZING ETC	433 677	119 206	55 053	793 SHIPS AND BOATS	41 062	15 909	6 985
584 CELLULOSE DERIVATIVES ETC	5 013	4 064	1 885	812 PLUMB, HEATING, LIGHTNG EQU	16 669	44 564	20 709
585 PLASTIC MATERIALS NES	3 696	835	392	821 FURNITURE	53 398	69 729	32 128
591 PESTICIDES, DISINFECTANTS	7 232	10 365	4 628	831 TRAVEL GOODS, HANDBAGS	3 184	11 032	5 126
592 STARCH, INULIN, GLUTEN, ETC	26 583	7 965	3 704	842 MENS OUTERWEAR NOT KNIT	881	10 444	4 855
598 MISC CHEMICAL PRODS NES	289 298	86 049	39 885	843 WOMENS OUTERWEAR NONKNIT	7 061	119 987	55 457
605 INDUSTRIAL PLANT, CHAP 73	313	106	52	844 UNDERWEAR NOT KNIT	217	2 933	1 355
611 LEATHER	4 256	25 181	11 623	845 OUTERWEAR KNIT NONELASTC	2 329	32 943	15 255
612 LEATHER ETC MANUFACTURES	1 477	4 346	2 021	846 UNDERWEAR KNITTED	620	6 282	2 915
613 FUR SKINS TANNED, DRESSED	23	1 722	778	847 TXTL CLTHNG ACCESSRYS NES	655	6 559	3 076
621 MATERIALS OF RUBBER	12 962	13 382	6 211	848 HEADGEAR, NONTXTL CLOTHNG	1 299	32 599	15 143
625 RUBBER TYRES, TUBES	60 200	47 439	21 903	851 FOOTWEAR	4 835	31 175	14 245
628 RUBBER ARTICLES NES	7 443	15 089	6 995	871 OPTICAL INSTRUMENTS	257	6 145	2 851
633 CORK MANUFACTURES	164	254	116	872 MEDICAL INSTRUMENTS NES	2 553	30 560	14 108
634 VENEERS, PLYWOOD, ETC	54 947	15 961	7 384	873 METERS & COUNTERS NES	2 561	16 078	7 521
635 WOOD MANUFACTURES NES	21 513	9 061	4 209	874 MEASURING, CONTROLNG INSTR	7 033	101 566	46 928
641 PAPER AND PAPERBOARD	158 005	44 114	20 369	881 PHOTO APPAR & EQUIPT NES	3 274	22 303	10 231
642 ARTICLES OF PAPER ETC	32 008	23 115	10 771	882 PHOTO, CINEMA SUPPLIES	10 040	18 341	8 444
651 TEXTILE YARN AND THREAD	25 776	31 996	14 735	883 DEVELOPED CINEMA FILM	20	247	114
652 COTTON FABRICS, WOVEN	6 091	20 210	9 186	884 OPTICAL GOODS NES	417	18 000	8 331
653 WOVN MAN-MADE FIB FABRIC	18 443	43 294	19 944	885 WATCHES AND CLOCKS	1 605	15 673	7 336
654 OTH WOVEN TEXTILE FABRIC	3 586	6 471	2 981	892 PRINTED MATTER	57 077	48 601	22 691
655 KNIT ETC FABRICS	2 801	8 452	3 906	893 ARTICLES OF PLASTIC NES	80 684	83 302	38 516
656 LACE, RIBBONS, TULLE, ETC	692	3 360	1 558	894 TOYS, SPORTING GOODS, ETC	20 291	37 212	17 301
657 SPECIAL TEXTILE ETC PROD	27 604	47 648	22 109	895 OFFICE SUPPLIES NES	3 932	18 081	8 327
658 TEXTILE ARTICLES NES	3 650	12 094	5 593	896 WORKS OF ART ETC	30	5 091	2 467
659 FLOOR COVERINGS ETC	17 483	18 641	8 626	897 GOLD, SILVER WARE, JEWELRY	247	51 551	24 109
661 CEMENT ETC BUILDING PROD	10 418	2 127	973	898 MUSICAL INSTRUMENTS, PTS	9 130	33 646	15 513
662 CLAY, REFRACTORY BLDG PRD	168 184	22 042	10 227	899 OTHER MANUFACTURED GOODS	5 927	22 697	10 511
663 OTH NONMETAL MINERAL MFS	106 960	29 533	13 671	951 WAR FIREARMS, AMMUNITION	443	3 338	1 567
664 GLASS	114 159	24 149	11 144	971 GOLD, NON MONETARY NES	1	5 371	2 514
665 GLASSWARE	34 525	13 991	6 542				
666 POTTERY	18 221	18 078	8 407	SWEDEN			
667 PEARL, PREC., SEMI-P STONE	13	3 625	1 660				
671 PIG IRON ETC	15 679	1 411	638	IMPORTS	107 414 699	9 984 041	4 608 267
672 IRON, STL PRIMARY FORMS	573 449	38 385	17 197				
673 IRON AND STEEL SHAPES	549 489	57 869	26 588	001 LIVE ANIMALS	219	461	214
674 IRN, STL UNIV. PLATE, SHEET	545 264	63 030	29 085	011 MEAT FRESH, CHILLD, FROZEN	7 355	2 862	1 216
675 IRON, STEEL HOOP, STRIP	172 214	19 471	9 087	012 MEAT DRIED, SALTED, SMOKED	28	73	34
676 RAILWAY RAILS ETC IRN STL	35 042	5 428	2 522	014 MEAT PREPD, PRSRVD, NES ETC	14 895	7 201	3 313
677 IRN, STL WIRE EXCL W ROD	12 776	3 023	1 389	024 CHEESE AND CURD	179	191	90
678 IRON, STL TUBES, PIPES, ETC	599 370	130 898	61 154	025 EGGS, BIRDS, FRESH, PRSRVD	2 136	349	163
679 IRN, STL CASTINGS UNWORKE	41 015	5 469	2 524	034 FISH FRESH, CHILLED, FROZN	31 891	14 473	6 909
681 SILVER, PLATINUM, ETC	270	9 357	4 327	035 FISH SALTED, DRIED, SMOKED	886	1 798	872
682 COPPER EXC CEMENT COPPER	99 463	52 623	24 293	036 SHELL FISH FRESH, FROZEN	1 070	72	37
683 NICKEL	778	1 810	825	037 FISH ETC PREPD PRSRVD NES	2 154	2 292	1 064
684 ALUMINIUM	243 099	124 781	57 328	048 CEREAL ETC PREPARATIONS	78 404	22 118	10 247
685 LEAD	6 925	1 437	673	054 VEG ETC FRSH, SMPLY PRSRVD	37 712	5 590	2 588
686 ZINC	2 730	919	433	056 VEGTBLES ETC PRSRVD, PREPD	240	70	30
687 TIN	1 041	1 832	843	057 FRUIT, NUTS, FRESH, DRIED	1 137	325	156
689 NON-FER BASE METALS NES	303	424	201	058 FRUIT PRESERVED, PREPARED	34 154	12 300	5 744
691 STRUCTURES AND PARTS NES	149 514	60 458	27 751	062 SUGAR PREPS NON-COCOA	2 142	1 138	527
692 METAL TANKS, BOXES, ETC	16 215	13 996	6 428	071 COFFEE AND SUBSTITUTES	91	265	120
693 WIRE PRODUCTS NON ELECTR	72 301	13 524	6 309	072 COCOA	400	300	139
694 STL, COPPR NAILS, NUTS, ETC	36 380	25 560	11 820	073 CHOCOLATE AND PRODUCTS	21 404	18 662	8 834
695 TOOLS	16 025	60 919	28 219	081 FEEDING STUFF FOR ANIMLS	2 620	217	101
696 CUTLERY	1 912	11 310	5 254	091 MARGARINE AND SHORTENING	1 665	101	47
697 BASE MTL HOUSEHOLD EQUIP	11 038	13 807	6 422	098 EDIBLE PRODCTS, PREPS NES	13 736	6 448	3 020
699 OTHER METAL MANUFACTURES	74 338	87 355	40 246	112 ALCOHOLIC BEVERAGES	25 538	2 915	1 349
700 INDUSTRIAL PLANT, CHAP 84	4 541	7 637	3 829	121 TOBACCO MNMNFCTRD, REFUSE	146	90	45
703 INDUSTRIAL PLANT, CHAP 85	1 285	7 114	3 516	122 TOBACCO MFRS	●	●	●
711 STEAM BOILERS & AUX PLNT	853	1 425	658	211 HIDES, SKINS, UNDRESSED	28 669	13 827	6 416
712 STEAM ENGINES, TURBINES	810	949	432	212 FUR SKINS UNDRESSED	606	27 104	12 058
713 INTRNL COMBUS PISTN ENGN	13 243	53 732	25 170	222 SEEDS FOR SOFT/FIXED OIL	301 516	10 441	5 031
714 ENGINES & MOTORS NES	109	25 847	11 737	223 SEEDS FOR OTH FIXED OILS	2 755	146	67
716 ROTATING ELECTRIC PLANT	23 667	46 760	21 761	233 RUBBER, SYNTHETIC, RECLAIMD	1 492	446	205
718 OTH POWER GENERATG MACHY	2 747	9 116	4 241	246 PULPWOOD, CHIPS, WOODWASTE	16 629	381	178
721 AGRIC MACHY, EXC TRACTORS	31 873	35 266	15 855	247 OTH WOOD ROUGH, SQUARED	19 627	1 193	536
722 TRACTORS NON-ROAD	59 309	69 941	32 288	248 WOOD SHAPED	5 361 589	413 587	191 589
723 CIVIL ENGINEERG EQUIP ETC	92 567	112 030	51 405	251 PULP AND WASTE PAPER	6 954 930	672 935	310 988
724 TEXTILE, LEATHER MACHNRY	5 466	22 169	10 197	263 COTTON	489	125	57
725 PAPER ETC MILL MACHINERY	14 499	53 075	24 314	266 SYNTHETIC FIBRE TO SPIN	5 565	1 571	726
726 PRINTG, BKBINDG MACHY, PTS	14 187	89 146	41 198	267 OTHER MAN-MADE FIBRES	38 054	11 438	5 212
727 FOOD MACHRY NON-DOMESTIC	6 809	42 606	20 057	268 WOOL(EXC TOPS), ANML HAIR	2 215	1 250	571
728 OTH MACHY FOR SPCL INDUS	56 707	133 491	61 817	271 FERTILIZERS, CRUDE	43 122	687	303
736 MACHINE TOOLS FOR METAL	19 330	69 300	32 318	273 STONE, SAND AND GRAVEL	7 346 257	35 041	16 377
737 METALWORKING MACHNRY NES	23 742	19 333	8 894	278 OTHER CRUDE MINERALS	75 625	1 796	839
741 HEATING, COOLING EQUIPMNT	33 074	77 432	35 126	281 IRON ORE, CONCENTRATES	45 172 158	264 799	122 065
742 PUMPS FOR LIQUIDS ETC	14 852	56 942	26 177	282 IRON AND STEEL SCRAP	34 166	1 181	522
743 PUMPS NES, CENTRIFUGES ETC	18 207	50 828	23 513	287 BASE METAL ORES, CONC NES	1 022 019	60 621	27 963
744 MECHANICAL HANDLING EQU	82 357	104 894	48 369	288 NONFERR METAL SCRAP NES	72 666	8 456	3 856
745 NONELEC MACHY, TOOLS NES	32 195	103 656	48 020	289 PREC METAL ORE, WASTE NES	672	7 132	3 355
749 NONELEC MACH PTS, ACC NES	49 830	140 532	65 034	291 CRUDE ANML MTRIALS NES	7 378	2 642	1 191
751 OFFICE MACHINES	6 018	33 884	15 660	292 CRUDE VEG MATERIALS NES	6 263	7 366	3 444
752 AUTOMATIC DATA PROC EQUIP	6 537	125 209	57 609	323 BRIQUETTES, COKE, SEMI-COKE	41 005	1 057	506
759 OFFICE & ADP MCH PTS, ACC	1 776	45 362	20 934	334 PETROLEUM PRODUCTS, REFIN	15 641 800	486 227	218 788
761 TELEVISION RECEIVERS	10 039	29 263	13 457	335 RESIDUAL PETRLM PROD NES	194 098	7 357	3 406
762 RADIO BROADCAST RECEIVRS	1 312	16 278	7 517	411 ANIMAL OILS AND FATS	57 949	3 570	1 633
763 SOUND RECORDRS, PHONOGRPH	912	10 814	4 957	423 FIXED VEG OILS, SOFT	113 113	8 740	3 962
764 TELECOM EQPT, PTS, ACC NES	6 808	94 139	43 579	431 PROCESD ANML VEG OIL, ETC	116 907	9 893	4 603
771 ELECTRIC POWER MACHY NES	12 809	24 984	11 479	511 HYDROCARBONS NES, DERIVS	97 895	6 104	2 867
772 SWITCHGEAR ETC & PTS NES	39 585	209 789	96 610	512 ALCOHOLS, PHENOLS, ETC	36 801	10 381	4 818
773 ELECTR DISTRIBUTING MACH	27 392	31 024	14 392	513 ORGANIC ACIDS, ETC	74 492	22 374	10 254
774 ELECTRO-MEDCL, XRAY EQUIP	973	19 431	8 978	514 NITROGEN-FUNCTN COMPOUNDS	45 851	19 590	8 988
775 HOUSEHOLD TYPE EQUIP NES	135 425	183 687	84 774	515 ORG-INORG COMPOUNDS ETC	3 215	8 968	4 120
776 TRANSISTORS, VALVES, ETC	423	28 098	13 023	516 OTHER ORGANIC CHEMICALS	47 674	6 682	3 061
778 ELECTRICAL MACHINERY NES	102 431	152 529	70 445	522 INORG ELEMNTS, OXIDES, ETC	130 603	21 880	10 110
781 PASS MOTOR VEH EXC BUSES	628 765	970 669	442 762	523 OTHR INORGANIC CHEMICALS	311 408	34 375	15 941
782 LORRIES, SPCL MTR VEH NES	143 743	197 351	91 855	524 RADIOACTIVE ETC MATERIAL	133	31 153	14 177



## 7 IMPORTS AND EXPORTS (SPECIAL TRADE) BY COUNTRIES OF PRODUCTION AND CONSUMPTION AND BY GROUPS OF THE SITC-REV. 11 1986

GROUP DESCRIPTION	DT = 100 KG	1 000 DM	1 000 \$	GROUP DESCRIPTION	DT = 100 KG	1 000 DM	1 000 \$
531 SYNT DYE,NAT INDGO,LAKES	543	280	134	785 MOTOR & OTHER CYCLES ETC	2 215	5 729	2 622
533 PIGMENTS,PAINTS,ETC	47 434	14 061	6 502	786 VEH NES NONMOTR,TRAILERS	14 717	15 227	6 950
541 MEDICINAL ETC PRODUCTS	14 573	198 217	92 006	791 RAILWAY VEHICLES	5 273	5 001	2 343
551 ESSENTL OIL,PERFUME ETC	4 512	1 556	718	792 AIRCRAFT	359	32 368	15 690
553 PERFUMERY,COSMETICS,ETC	1 342	2 429	1 111	793 SHIPS AND BOATS	595 549	35 688	16 385
554 SOAPS,CLEANING ETC PREPS	20 719	5 761	2 646	812 PLUMB,G,HEATNG,LGHTNG EQU	45 663	39 495	18 345
562 FERTILIZERS MANUFACTURED	276 418	10 208	4 466	821 FURNITURE	450 188	223 082	103 514
572 EXPLOSIVES,PYROTECH PROD	2 624	6 421	2 984	831 TRAVEL GOODS,HANDBAGS	1 038	1 653	764
582 PROD OF CONDENSATION ETC	71 570	23 298	10 732	842 MENS OUTERWEAR NOT KNIT	445	3 142	1 459
583 PROD OF POLYMERIZING ETC	734 990	186 163	85 886	843 WOMENS OUTERWEAR NONKNIT	129	1 365	637
584 CELLULOSE DERIVATIVES ETC	13 700	6 430	2 968	844 UNDERWEAR NOT KNIT	67	1 391	644
585 PLASTIC MATERIALS NES	14 699	6 289	2 928	845 OUTERWEAR KNIT NONELASTC	340	3 094	1 430
591 PESTICIDES,DISINFECTANTS	2 429	5 272	2 443	846 UNDERWEAR KNITTED	190	3 033	1 420
592 STARCH,INULIN,GLUTEN,ETC	22 669	10 922	5 034	847 TXLT CLTHNG ACCESSRYS NES	323	2 516	1 178
598 MISC CHEMICAL PRODS NES	326 136	58 992	27 152	848 HEADGEAR,NONTXTL CLOTHING	1 319	5 204	2 449
611 LEATHER	9 196	30 438	13 931	851 FOOTWEAR	3 954	7 270	3 245
612 LEATHER ETC MANUFACTURES	143	437	200	871 OPTICAL INSTRUMENTS	67	2 026	952
613 FUR SKINS TANNED,DRESSED	278	1 259	570	872 MEDICAL INSTRUMENTS NES	5 565	66 450	30 889
621 MATERIALS OF RUBBER	34 401	19 037	8 771	873 METERS & COUNTERS NES	303	1 172	546
625 RUBBER TYRES,TUBES	60 499	43 290	20 152	874 MEASURNG,CONTROLNG INSTR	4 220	103 283	47 724
628 RUBBER ARTICLES NES	18 154	21 048	9 748	881 PHOTO APPAR & EQUIPT NES	294	6 574	2 998
633 CORK MANUFACTURES	3 028	1 780	825	882 PHOTO,CINEMA SUPPLIES	4 465	19 582	9 072
634 VENEERS,PLYWOOD,ETC	70 255	11 931	5 535	883 DEVELOPED CINEMA FILM	2	105	50
635 WOOD MANUFACTURES NES	242 666	88 749	41 448	884 OPTICAL GOODS NES	66	7 264	3 278
641 PAPER AND PAPERBOARD	11 434 984	1 632 732	754 223	885 WATCHES AND CLOCKS	475	1 725	819
642 ARTICLES OF PAPER ETC	446 483	102 691	47 453	892 PRINTED MATTER	23 067	22 352	10 297
651 TEXTILE YARN AND THREAD	27 832	12 208	5 639	893 ARTICLES OF PLASTIC NES	69 614	66 856	30 768
652 COTTON FABRICS,WOVEN	4 046	12 123	5 566	894 TOYS SPORTING GOODS,ETC	9 136	12 043	5 605
653 WOVN MAN-MADE FIB FABRIC	8 380	14 374	6 653	895 OFFICE SUPPLIES NES	1 239	3 945	1 838
654 OTH WOVEN TEXTILE FABRIC	3 856	5 666	2 631	896 WORKS OF ART ETC	1 405	6 530	2 987
655 KNIT ETC FABRICS	1 344	2 261	1 063	897 GOLD,SILVER WARE,JEWELRY	29	609	284
656 LACE,RIBBONS,TULLE,ETC	264	670	316	898 MUSICAL INSTRUMENTS,PTS	1 880	6 327	2 981
657 SPECIAL TEXTILE ETC PROD	28 918	40 557	18 575	899 OTHER MANUFACTURED GOODS	17 124	31 940	14 849
658 TEXTILE ARTICLES NES	6 078	17 181	7 991	941 ZOO ANIMALS,PETS	69	83	38
659 FLOOR COVERINGS ETC	2 019	1 662	763	951 WAR FIREARMS AMMUNITION	85	401	186
661 CEMENT ETC BUILDING PROD	96 538	5 628	2 644	961 COIN NONGOLD,NONCURRENT		140	63
662 CLAY,REFRACTORY BLDG PRD	105 504	5 615	2 600	971 GOLD,NON MONETARY NES	272	92 247	42 317
663 OTH NONMETAL MINERAL MFS	91 534	13 862	6 425				
664 GLASS	58 516	20 418	9 402	EXPORTS	38 160 086	14 746 780	6 835 108
665 GLASSWARE	9 282	8 860	4 085				
666 POTTERY	1 948	3 181	1 470	001 LIVE ANIMALS	296	439	209
667 PEARL,PREC-,SEMI-P STONE		683	306	011 MEAT FRESH,CHILLD,FROZEN	36 215	2 039	937
671 PIG IRON ETC	541 049	80 052	36 723	012 MEAT DRIED,SALTED,SMOKED	244	354	162
672 IRON,STL PRIMARY FORMS	919 143	83 508	36 394	014 MEAT PREPD,PRSRVD,NES ETC	2 869	3 519	1 648
673 IRON AND STEEL SHAPES	2 123 469	269 227	123 450	024 CHEESE AND CURD	16 273	10 943	5 054
674 IRN,STL UNIV PLATE,SHEET	1 786 069	275 810	126 622	025 EGGS,BIRDS,FRESH,PRSRVD	590	400	175
675 IRON,STEEL HOOP,STRIP	273 109	84 854	39 010	034 FISH FRESH,CHILLED,FROZN	3 635	1 430	670
676 RAILWAY RAILS ETC IRN,STL	8 604	678	307	035 FISH SALTED,DRIED,SMOKED	136	112	49
677 IRN,STL WIRE EXCL W ROD	129 759	69 610	32 110	037 FISH ETC PREPD PRSRVD NES	966	556	253
678 IRON,STL TUBES,PIPES,ETC	385 080	163 958	75 221	042 RICE	12 952	1 346	612
679 IRN,STL CASTINGS UNWORKE	2 738	973	446	044 MAIZE UNMILLED	247	124	51
681 SILVER,PLATINUM,ETC	1 425	56 905	26 178	045 CEREALS NES UNMILLED	68 603	1 023	509
682 COPPER EXC CEMENT COPPER	176 890	81 151	37 087	047 OTHER CEREAL MEALS,FLOUR	222 696	4 640	2 086
683 NICKEL	1 608	5 069	2 329	048 CEREAL ETC PREPARATIONS	92 603	27 167	12 505
684 ALUMINIUM	234 797	82 850	37 903	054 VEG ETC FRSH,SMPLY PRSRVD	157 982	9 534	4 277
685 LEAD	82 325	8 317	3 812	056 VEGTBLES ETC PRSRVD,PREPD	14 778	6 008	2 781
689 NON-FER BASE METALS NES	4 424	2 033	945	057 FRUIT,NUTS,FRESH,DRIED	94 084	14 159	6 356
691 STRUCTURES AND PARTS NES	97 861	40 261	18 675	058 FRUIT PRESERVED,PREPARED	30 634	10 423	4 785
692 METAL TANKS BOXES,ETC	13 384	9 040	4 155	061 SUGAR AND HONEY	6 252	974	457
693 WIRE PRODUCTS NON ELECTR	343	531	240	062 SUGAR PREPS NON-COCOA	6 036	3 463	1 575
694 STL COPPR NAILS,NUTS,ETC	37 858	24 163	11 164	071 COFFEE AND SUBSTITUTES	10 311	28 010	12 845
695 TOOLS	14 974	179 783	83 159	072 COCOA	17 179	14 112	6 665
696 CUTLERY	110	562	264	073 CHOCOLATE AND PRODUCTS	12 873	9 731	4 632
697 BASE MTL HOUSEHOLD EQUIP	33 941	23 781	11 006	074 TEA AND MATE	1 979	1 516	693
699 OTHER METAL MANUFACTURES	88 834	109 878	50 595	075 SPICES	1 997	1 940	898
711 STEAM BOILERS & AUX PLNT	374	950	435	081 FEEDING STUFF FOR ANIMLS	472 272	53 235	24 696
712 STEAM ENGINES,TURBINES	35	128	56	098 EDIBLE PRODCTS,PREPS NES	35 473	13 018	6 025
713 INTRNL COMBUS PISTN ENGN	12 976	24 324	11 116	111 NON-ALCOHL BEVERAGES NES	19 997	5 421	2 509
714 ENGINES & MOTORS NES	699	16 512	7 664	112 ALCOHOLIC BEVERAGES	147 227	35 867	16 485
716 ROTATING ELECTRIC PLANT	28 358	38 606	17 872	122 TOBACCO MFRS	1 631	4 330	2 012
718 OTH POWER GENERATG MACHY	9 812	46 759	21 322	211 HIDES,SKINS,UNDRESSED	12 064	2 645	1 216
721 AGRIC MACHY,EXC TRACTORS	8 453	18 436	8 539	222 SEEDS FOR SOFT/FIXED OIL	17 899	2 113	968
722 TRACTORS NON-ROAD	1 118	975	460	223 SEEDS FOR OTH FIXED OILS	6 889	874	394
723 CIVIL ENGINEER EQUIP ETC	57 931	67 609	31 857	232 NATURAL RUBBER,GUMS	1 535	350	169
724 TEXTILE,LEATHER MACHNRY	8 429	24 311	11 258	233 RUBBER,SYNTHETIC,RECLAIMD	62 156	18 101	8 336
725 PAPER ETC MILL MACHINERY	14 767	34 960	16 217	245 FUEL WOOD NES,CHARCOAL	3 848	459	204
726 PRINTG,BKBDNG MACHY PTS	6 481	19 562	9 098	246 PULPWOOD,CHIPS,WOODWASTE	8 385 649	103 947	48 296
727 FOOD MACHRY NON-DOMESTIC	1 230	3 992	1 863	247 OTH WOOD ROUGH,SQUARED	237 601	4 141	1 906
728 OTH MACHY FOR SPCL INDUS	43 404	119 726	55 580	248 WOOD SHAPED	128 621	10 536	4 850
736 MACHINE TOOLS FOR METAL	23 808	72 925	34 013	251 PULP AND WASTE PAPER	426 300	9 824	4 515
737 METALWORKING MACHNRY NES	21 169	21 943	10 073	263 COTTON	15 492	2 907	1 314
741 HEATING,COOLING EQUIPMNT	40 144	73 414	34 149	265 VEG FIBRE,EXCL COTN JUTE	318	72	33
742 PUMPS FOR LIQUIDS ETC	12 976	32 539	15 091	266 SYNTHETIC FIBRE TO SPIN	43 090	14 759	6 868
743 PUMPS NES,CENTRIFUGES ETC	42 640	76 721	35 423	267 OTHER MAN-MADE FIBRES	1 102	372	170
744 MECHANICAL HANDLING EQU	113 563	140 542	65 178	268 WOOL(EXC TOPS),ANML HAIR	1 480	1 288	595
745 NONELEC MACHY,TOOLS NES	19 636	76 310	35 193	269 WASTE OF TEXTILE FABRICS	1 818	340	156
749 NONELEC MACH PTS,ACC NES	115 571	183 890	84 819	273 STONE,SAND AND GRAVEL	133 024	2 905	1 343
751 OFFICE MACHINES	2 899	34 811	16 237	274 SULPHUR ETC	6 679	571	263
752 AUTOMTIC DATA PROC EQUIP	14 438	237 901	111 853	277 NATURAL ABRASIVES NES	619	89	42
759 OFFICE & ADP MCH PTS,ACC	3 182	79 878	37 080	278 OTHER CRUDE MINERALS	3 936 381	29 108	13 417
761 TELEVISION RECEIVERS	3 475	16 139	7 210	282 IRON AND STEEL SCRAP	659 585	56 565	25 795
762 RADIO BROADCAST RECEIVRS	29	203	95	287 BASE METAL ORES,CONC NES	32 007	2 746	1 291
763 SOUND RECORDRS,PHONOGRPH	58	569	262	288 NONFERR METAL SCRAP NES	368 447	35 117	16 234
764 TELECOM EQPT PTS,ACC NES	2 492	29 225	13 414	291 CRUDE ANIMAL MTRIALS NES	10 678	8 078	3 781
771 ELECTRIC POWER MACHY NES	8 217	21 752	10 162	292 CRUDE VEG MATERIALS NES	59 641	23 722	11 017
772 SWITCHGEAR ETC & PTS NES	11 997	45 859	21 384	322 COAL,LIGNITE,PEAT	2 765	130	63
773 ELECTR DISTRIBUTING MACH	46 795	26 385	12 155	323 BRIQUETS,COKE,SEMI-COKE	103 479	3 382	1 579
774 ELECTRO-MEDCL,XRAY EQUIP	4 240	80 360	37 179	334 PETROLEUM PRODUCTS,REFIN	551 532	55 550	25 740
775 HOUSEHOLD TYPE EQUIP NES	49 285	90 967	42 177	335 RESIDUAL PETRLM PROD NES	183 647	18 204	8 404
776 TRANSISTORS,VALVES,ETC	92	10 668	4 937	411 ANIMAL OILS AND FATS	507	116	55
778 ELECTRICAL MACHINERY NES	17 327	56 197	25 843	423 FIXED VEG OILS,SOFT	107 494	9 681	4 458
781 PASS MOTOR VEH EXC BUSES	135 938	257 146	118 241	424 FIXED VEG OIL NONSOFT	22 123	3 042	1 386
782 LORRIES,SPCL MTR VEH NES	57 791	71 017	32 835	431 PROCESD ANML VEG OIL,ETC	38 948	6 086	2 777
783 ROAD MOTOR VEHICLES NES	2 778	2 635	1 223	511 HYDROCARBONS NES,DERIVS	305 628	35 210	16 234
784 MOTOR VEHCL PTS,ACC NES	96 734	116 269	53 777	512 ALCOHOLS,PHENOLS,ETC	175 413	33 926	15 568



## 7 IMPORTS AND EXPORTS (SPECIAL TRADE) BY COUNTRIES OF PRODUCTION AND CONSUMPTION AND BY GROUPS OF THE SITC-REV. II 1986

GROUP DESCRIPTION	DT * 100 KG	1 000 DM	1 000 \$	GROUP DESCRIPTION	DT * 100 KG	1 000 DM	1 000 \$
513 ORGANIC ACIDS, ETC	214 404	46 900	21 735	772 SWITCHGEAR ETC & PTS NES	80 995	423 580	196 037
514 NITROGEN-FUNCTN COMPOUNDS	78 248	38 402	17 909	773 ELECTR DISTRIBUTING MACH	81 111	95 011	43 801
515 ORG-INORG COMPOUNDS ETC	17 176	17 313	7 799	774 ELECTRO-MEDCL, XRAY EQUIP	2 353	44 260	20 390
516 OTHER ORGANIC CHEMICALS	235 180	34 467	15 934	775 HOUSEHOLD TYPE EQUIP NES	111 458	161 757	75 486
522 INORG ELEMNTS, OXIDES, ETC	1 486 410	90 815	41 684	776 TRANSISTORS, VALVES, ETC	3 432	40 654	18 926
523 OTHR INORGANIC CHEMICALS	559 891	53 817	24 808	778 ELECTRICAL MACHINERY NES	177 536	436 245	202 267
524 RADIOACTIVE ETC MATERIAL	213	42 994	19 222	781 PASS MOTOR VEH EXC BUSES	838 703	1 397 229	651 772
531 SYNT DYE, NAT INDGO, LAKES	59 477	43 506	20 128	782 LORRIES, SPCL MTR VEH NES	108 866	152 986	70 928
532 DYES NES, TANNING PRODS	5 428	1 574	732	783 ROAD MOTOR VEHICLES NES	15 067	38 937	18 245
533 PIGMENTS, PAINTS, ETC	201 038	129 697	60 191	784 MOTOR VEHCL PTS, ACC NES	825 551	868 926	403 039
541 MEDICINAL ETC PRODUCTS	21 117	180 690	84 102	785 MOTOR & OTHER CYCLES ETC	15 000	30 650	14 099
551 ESSENTL OIL, PERFUME, ETC	1 143	4 391	2 017	786 VEH NES NONMOTR, TRAILERS	107 093	83 028	38 550
553 PERFUMERY, COSMETICS, ETC	31 341	31 818	14 741	791 RAILWAY VEHICLES	50 015	40 480	19 389
554 SOAPS, CLEANING ETC PREPS	118 552	34 441	15 949	792 AIRCRAFT	828	16 908	7 817
562 FERTILIZERS MANUFACTURED	1 778 767	56 721	25 907	793 SHIPS AND BOATS	284 206	237 765	110 469
572 EXPLOSIVES, PYROTECH PROD	2 322	7 031	3 271	812 PLUMBG, HEATING, LGHTNG EQU	14 225	47 089	21 995
582 PROD OF CONDENSATION ETC	336 941	186 094	85 973	821 FURNITURE	155 499	126 591	58 630
583 PROD OF POLYMERIZING ETC	1 246 737	355 136	164 107	831 TRAVEL GOODS, HANDBAGS	2 958	8 660	4 114
584 CELLULOSE DERIVATIVES ETC	11 037	13 444	6 235	842 MENS OUTERWEAR NOT KNIT	1 255	15 738	7 381
585 PLASTIC MATERIALS NES	55 454	7 137	3 301	843 WOMENS OUTERWEAR NONKNIT	4 989	74 846	34 591
591 PESTICIDES, DISINFECTANTS	27 014	37 241	16 690	844 UNDERWEAR NOT KNIT	103	1 017	483
592 STARCH, INULIN, GLUTEN, ETC	241 871	28 315	13 112	845 OUTERWEAR KNIT NONELASTC	1 573	19 894	9 117
598 MISC CHEMICAL PRODS NES	741 772	175 870	81 577	846 UNDERWEAR KNITTED	572	5 795	2 697
611 LEATHER	3 284	11 116	5 128	847 TXTL CLTHNG ACCESSRYS NES	1 894	15 171	7 043
612 LEATHER ETC MANUFACTURES	1 563	6 172	2 864	848 HEADGEAR, NONTXTL CLOTHNG	1 646	16 512	7 744
613 FUR SKINS TANNED, DRESSED	320	3 565	1 639	851 FOOTWEAR	7 163	36 310	16 684
621 MATERIALS OF RUBBER	39 544	42 077	19 446	871 OPTICAL INSTRUMENTS	532	15 432	7 128
625 RUBBER TYRES, TUBES	129 651	88 954	41 179	872 MEDICAL INSTRUMENTS NES	7 329	49 093	22 620
628 RUBBER ARTICLES NES	24 265	56 918	26 337	873 METERS & COUNTERS NES	2 885	14 300	6 628
633 CORK MANUFACTURES	1 388	2 553	1 183	874 MEASURING, CONTROLLING INSTR	30 615	443 514	205 844
634 VENEERS, PLYWOOD, ETC	205 288	38 093	17 689	881 PHOTO APPAR & EQUIPT NES	5 427	43 413	20 113
635 WOOD MANUFACTURES NES	22 336	9 154	4 253	882 PHOTO, CINEMA SUPPLIES	22 179	45 330	20 969
641 PAPER AND PAPERBOARD	388 926	110 662	51 216	883 DEVELOPED CINEMA FILM	45	383	178
642 ARTICLES OF PAPER ETC	78 316	51 889	24 026	884 OPTICAL GOODS NES	942	60 018	27 771
651 TEXTILE YARN AND THREAD	83 162	91 038	41 952	885 WATCHES AND CLOCKS	3 189	28 238	13 184
652 COTTON FABRICS, WOVEN	9 596	29 299	13 436	892 PRINTED MATTER	252 112	139 151	65 243
653 WOVN MAN-MADE FIB FABRIC	24 568	65 398	30 146	893 ARTICLES OF PLASTIC NES	156 103	187 343	86 753
654 OTH WOVEN TEXTILE FABRIC	8 944	16 631	7 591	894 TOYS, SPORTING GOODS, ETC	22 080	50 501	23 703
655 KNIT ETC FABRICS	3 421	10 152	4 713	895 OFFICE SUPPLIES NES	5 263	25 848	11 981
656 LACE, RIBBONS, TULLE, ETC	3 324	10 598	4 883	896 WORKS OF ART ETC	31	4 167	1 948
657 SPECIAL TEXTILE ETC PROD	43 272	84 878	39 430	897 GOLD, SILVER WARE, JEWELRY	454	25 741	12 065
658 TEXTILE ARTICLES NES	8 577	17 080	7 985	898 MUSICAL INSTRUMENTS, PTS	23 744	68 833	31 986
659 FLOOR COVERINGS ETC	29 733	27 146	12 625	899 OTHER MANUFACTURED GOODS	19 362	46 491	21 522
661 CEMENT ETC BUILDING PROD	36 166	4 085	1 905	951 WAR FIREARMS, AMMUNITION	643	3 859	1 781
662 CLAY, REFRACTORY BLDG PRD	238 005	32 193	14 789	971 GOLD NON MONETARY NES	33	20 311	9 604
663 OTH NONMETAL MINERAL MFS	133 071	70 636	32 700	972 GOLD COIN		124	54
664 GLASS	231 924	67 660	31 239				
665 GLASSWARE	59 544	30 694	14 289	FINLAND			
666 POTTERY	42 190	45 832	21 351	IMPORTS	26 384 857	3 940 199	1 819 058
667 PEARL, PREC-, SEMI-P STONE	4	1 356	614				
671 PIG IRON ETC	76 781	20 313	9 346	011 MEAT FRESH, CHILLD, FROZEN	5 175	1 367	612
672 IRON, STL PRIMARY FORMS	642 827	60 766	28 180	024 CHEESE AND CURD	728	474	225
673 IRON AND STEEL SHAPES	941 822	107 600	49 869	025 EGGS, BIRDS, FRESH, PRSRVD	3 827	347	165
674 IRN, STL UNIV, PLATE, SHEET	2 185 220	258 317	119 210	034 FISH FRESH, CHILLED, FROZN	36	80	36
675 IRON, STEEL HOOP, STRIP	460 018	68 794	31 598	048 CEREAL ETC PREPARATIONS	10 364	2 708	1 247
676 RAILWAY RAILS ETC IRN, STL	9 582	2 601	1 228	054 VEG ETC FRSH, SMPLY PRSRVD	327	349	152
677 IRN, STL WIRE EXCL W ROD	38 278	8 617	3 998	057 FRUIT, NUTS, FRESH, DRIED	398	99	47
678 IRON, STL TUBES, PIPES, ETC	639 273	156 110	71 811	058 FRUIT PRESERVED, PREPARED	9 487	3 217	1 547
679 IRN, STL CASTINGS UNWOKRE	130 975	43 401	20 022	061 SUGAR AND HONEY	33 914	783	386
681 SILVER, PLATINUM, ETC	932	18 289	8 415	062 SUGAR PREPS NON-COCOA	2 290	900	410
682 COPPER EXC CEMENT COPPER	276 402	135 311	62 217	073 CHOCOLATE AND PRODUCTS	11 185	7 332	3 410
683 NICKEL	1 305	3 596	1 672	098 EDIBLE PRODCTS, PREPS NES	1 157	417	197
684 ALUMINIUM	256 356	149 692	69 265	112 ALCOHOLIC BEVERAGES	825	616	283
685 LEAD	12 842	3 465	1 614	211 HIDES, SKINS, UNDRESSED	12 416	6 066	2 853
686 ZINC	2 488	849	397	212 FUR SKINS UNDRESSED	2 822	90 592	40 255
687 TIN	1 111	1 804	812	246 PULPWOOD, CHIPS, WOODWASTE	1 372	83	38
689 NON-FER BASE METALS NES	4 444	6 605	3 066	247 OTH WOOD ROUGH, SQUARED	119 271	6 482	3 078
691 STRUCTURES AND PARTS NES	71 381	40 136	18 619	248 WOOD SHAPED	3 236 681	249 562	115 546
692 METAL TANKS, BOXES, ETC	28 416	26 051	12 032	251 PULP AND WASTE PAPER	3 842 181	370 160	171 720
693 WIRE PRODUCTS NON ELECTR	121 024	23 579	10 973	263 COTTON	746	104	48
694 STL, COPPR NAILS, NUTS, ETC	112 733	94 354	43 697	267 OTHER MAN-MADE FIBRES	79 069	23 236	10 636
695 TOOLS	31 406	124 236	57 657	273 STONE SAND AND GRAVEL	127 039	3 704	1 678
696 CUTLERY	2 740	14 244	6 599	274 SULPHUR ETC	1 068 075	7 861	3 645
697 BASE MTL HOUSEHOLD EQUIP	9 365	11 321	5 300	276 OTHER CRUDE MINERALS	501 554	15 257	7 227
699 OTHER METAL MANUFACTURES	251 877	326 660	151 377	282 IRON AND STEEL SCRAP	1 143	122	58
711 STEAM BOILERS & AUX PLNT	2 734	3 747	1 691	287 BASE METAL DRES, CONC NES	41 651	2 033	960
712 STEAM ENGINES, TURBINES	1 958	4 375	2 017	288 NONFERR METAL SCRAP NES	96 143	6 858	3 242
713 INTRNL COMBUS PISTN ENGN	163 366	332 937	153 964	289 PREC METAL ORE, WASTE NES	15	4 284	1 947
714 ENGINES & MOTORS NES	275	14 460	6 698	291 CRUDE ANIMAL MTRIALS NES	4 672	652	297
716 ROTATING ELECTRIC PLANT	51 185	131 051	60 629	292 CRUDE VEG MATERIALS NES	5 778	4 165	1 973
718 OTH POWER GENERATG MACHY	7 579	145 457	64 987	334 PETROLEUM PRODUCTS, REFIN	2 081 788	91 035	39 320
721 AGRIC MACHY, EXC TRACTORS	55 158	58 093	26 449	335 RESIDUAL PETRLM PROD NES	155 453	4 663	2 144
722 TRACTORS NON-ROAD	39 471	48 197	22 302	423 FIXED VEG OILS, SOFT	43 144	4 295	1 881
723 CIVIL ENGINEERG EQUIP ETC	93 302	85 500	39 898	431 PROCESO ANML VEG OIL, ETC	34 866	3 326	1 505
724 TEXTILE, LEATHER MACHNRY	14 146	49 984	23 077	511 HYDROCARBONS NES, DERIVS	567 792	56 697	25 219
725 PAPER ETC MILL MACHINERY	31 342	96 461	44 957	512 ALCOHOLS, PHENOLS, ETC	4 507	2 243	1 025
726 PRINTG, BKBINDG MACHY, PTS	29 529	131 205	61 884	513 ORGANIC ACIDS, ETC	9 802	1 565	727
727 FOOD MACHRY NON-DOMESTIC	5 609	22 691	10 414	514 NITROGEN-FUNCTN COMPOUNDS	483	8 324	3 823
728 OTH MACHY FOR SPCL INDUS	108 164	290 531	134 600	515 ORG-INORG COMPOUNDS ETC	3 934	9 001	4 197
736 MACHINE TOOLS FOR METAL	63 491	263 809	123 677	516 OTHER ORGANIC CHEMICALS	126 564	18 501	8 492
737 METALWORKING MACHNRY NES	12 597	31 730	14 740	522 INORG ELEMNTS, OXIDES, ETC	6 314	9 617	4 329
741 HEATING, COOLING EQUIPMNT	57 328	126 215	58 688	523 OTHR INORGANIC CHEMICALS	23 978	1 946	899
742 PUMPS FOR LIQUIDS ETC	69 010	240 471	111 678	524 RADIOACTIVE ETC MATERIAL		437	200
743 PUMPS NES, CENTRIFUGES ETC	135 718	232 708	107 887	531 SYNT DYE, NAT INDGO, LAKES	125	1 285	597
744 MECHANICAL HANDLING EQU	101 712	139 908	65 216	533 PIGMENTS, PAINTS, ETC	65 046	27 902	12 884
745 NONELEC MACHY, TOOLS NES	32 165	129 636	60 045	541 MEDICINAL ETC PRODUCTS	969	16 400	7 569
749 NONELEC MACH PTS, ACC NES	255 681	477 008	220 564	553 PERFUMERY COSMETICS, ETC	113	258	112
751 OFFICE MACHINES	6 124	43 297	20 007	554 SOAPS, CLEANING ETC PREPS	490	169	78
752 AUTOMATIC DATA PROC EQUIP	11 498	203 443	94 212	572 EXPLOSIVES, PYROTECH PROD	538	1 902	860
759 OFFICE & ADP MCH PTS, ACC	8 154	198 727	92 291	582 PROD OF CONDENSATION ETC	6 812	5 170	2 390
761 TELEVISION RECEIVERS	24 120	65 270	30 833	583 PROD OF POLYMERIZING ETC	143 265	43 658	20 009
762 RADIO BROADCAST RECEIVERS	2 998	22 677	10 530	584 CELLULOSE DERIVATIVES ETC	18 080	8 865	4 081
763 SOUND RECORDRS, PHONOGRPH	1 730	18 949	8 820	585 PLASTIC MATERIALS NES	2 333	392	184
764 TELECOM EQPT, PTS, ACC NES	6 999	68 020	31 448	591 PESTICIDES, DISINFECTANTS	562	207	91
771 ELECTRIC POWER MACHY NES	40 496	77 622	35 998				



## 7 IMPORTS AND EXPORTS (SPECIAL TRADE) BY COUNTRIES OF PRODUCTION AND CONSUMPTION AND BY GROUPS OF THE SITC-REV. II 1986

GROUP DESCRIPTION	DT * 100 KG	1 000 DM	1 000 \$	GROUP DESCRIPTION	DT * 100 KG	1 000 DM	1 000 \$
592 STARCH, INULIN, GLUTEN, ETC	7 085	1 328	614	881 PHOTO APPAR & EQUIPT NES	34	607	277
598 MISC CHEMICAL PRODS NES	94 681	12 524	5 776	882 PHOTO, CINEMA SUPPLIES	18	69	31
611 LEATHER	707	1 722	802	884 OPTICAL GOODS NES	1	117	53
612 LEATHER ETC MANUFACTURES	8	98	42	885 WATCHES AND CLOCKS	3	599	281
613 FUR SKINS TANNED, DRESSED	174	4 541	2 111	892 PRINTED MATTER	11 456	5 340	2 517
621 MATERIALS OF RUBBER	251	289	137	893 ARTICLES OF PLASTIC NES	11 450	16 559	7 723
625 RUBBER TYRES, TUBES	4 629	3 048	1 398	894 TOYS, SPORTING GOODS, ETC	9 531	12 211	5 710
628 RUBBER ARTICLES NES	390	727	342	896 WORKS OF ART ETC	12	1 146	536
634 VENEERS, PLYWOOD, ETC	669 295	145 618	67 641	897 GOLD, SILVER WARE, JEWELRY	13	10 618	4 988
635 WOOD MANUFACTURES NES	99 557	31 987	14 903	898 MUSICAL INSTRUMENTS, PTS	4 308	8 121	3 707
641 PAPER AND PAPERBOARD	8 866 964	1 219 566	563 629	899 OTHER MANUFACTURED GOODS	1 109	4 153	1 954
642 ARTICLES OF PAPER ETC	156 470	28 447	13 342	951 WAP FIREARMS, AMMUNITION	69	328	150
651 TEXTILE YARN AND THREAD	4 008	1 684	772	961 COIN NONGOLD, NONCURRENT	1	65	31
652 COTTON FABRICS, WOVEN	1 160	3 486	1 595	971 GOLD, NON MONETARY NES	1	835	848
653 WOVN MAN-MADE FIB FABRIC	233	862	402				
654 OTH WOVEN TEXTILE FABRIC	955	464	206	EXPORTS	12 060 949	5 506 370	2 549 104
655 KNIT ETC FABRICS	453	1 208	540				
656 LACE, RIBBONS, TULLE, ETC	289	380	179	001 LIVE ANIMALS	287	1 243	589
657 SPECIAL TEXTILE ETC PROD	14 288	11 987	5 524	011 MEAT FRESH, CHILLO, FROZEN	118	267	124
658 TEXTILE ARTICLES NES	1 485	4 341	2 025	014 MEAT PREPD, PRSVD, NES ETC	410	447	209
659 FLOOR COVERINGS ETC	1 042	2 942	1 349	024 CHEESE AND CURD	2 283	2 228	1 043
661 CEMENT ETC BUILDING PROD	26 533	4 129	1 931	034 FISH FRESH, CHILLED, FROZN	8 869	3 558	1 640
662 CLAY, REFRACTORY BLDG PROD	2 259	194	93	036 SHELL FISH FRESH, FROZEN	24	80	37
663 OTH NONMETAL MINERAL MFS	93 140	13 579	6 280	037 FISH ETC PREPD PRSVD NES	8 103	3 609	1 682
664 GLASS	96 269	53 864	24 955	042 RICE	1 563	183	84
665 GLASSWARE	762	1 420	666	045 CEREALS NES UNMILLED	32 278	7 059	340
666 POTTERY	1 645	1 846	867	048 CEREAL ETC PREPARATIONS	11 306	5 019	2 290
671 PIG IRON ETC	27 505	2 701	1 327	054 VEG ETC FRSH, SMPLY PRSVD	5 369	3 067	1 371
672 IRON, STL PRIMARY FORMS	424 736	68 190	31 549	056 VEGTBLES ETC PRSVD, PREPD	4 635	1 912	888
673 IRON AND STEEL SHAPES	520 547	51 863	23 777	057 FRUIT, NUTS, FRESH, DRIED	133 596	13 908	6 420
674 IRN, STL UNIV, PLATE, SHEET	1 684 036	193 929	89 442	058 FRUIT PRESERVED, PREPARED	13 234	5 014	2 320
675 IRON, STEEL HOOP, STRIP	39 025	9 436	4 379	061 SUGAR AND HONEY	52 567	3 495	1 701
678 IRON, STL TUBES, PIPES, ETC	50 393	14 298	6 630	062 SUGAR PREPS NON-COCOA	3 176	1 845	861
681 SILVER, PLATINUM, ETC	112	4 413	2 060	071 COFFEE AND SUBSTITUTES	841	2 937	1 326
682 COPPER EXC CEMENT COPPER	107 907	51 532	23 672	072 COCOA	7 588	7 922	3 634
683 NICKEL	16 664	14 548	6 699	073 CHOCOLATE AND PRODUCTS	9 543	8 002	3 893
684 ALUMINIUM	29 532	9 609	4 439	074 TEA AND MATE	368	450	203
686 ZINC	156 755	26 386	12 063	075 SPICES	1 054	854	383
689 NON-FER BASE METALS NES	1 920	2 653	1 214	081 FEEDING STUFF FOR ANIMLS	66 142	5 730	2 627
691 STRUCTURES AND PARTS NES	46 781	23 008	10 357	098 EDIBLE PRODUCTS, PREPS NES	11 010	5 107	2 371
692 METAL TANKS, BOXES ETC	2 077	1 672	768	111 NON-ALCOHL BEVERAGES NES	10 741	1 993	908
694 STL COPPR NAILS, NUTS, ETC	333	317	144	112 ALCOHOLIC BEVERAGES	21 924	5 634	2 584
695 TOOLS	1 852	4 224	1 942	211 HIDES, SKINS, UNDRESSED	3 367	1 228	609
696 CUTLERY	248	2 037	945	212 FUR SKINS UNDRESSED	24	1 214	579
697 BASE MTL HOUSEHOLD EQUIP	2 125	1 813	838	222 SEEDS FOR SOFT/FIXED OIL	1 645	390	181
699 OTHER METAL MANUFACTURES	5 158	6 826	3 082	223 SEEDS FOR OTH FIXED OILS	2 801	342	154
711 STEAM BDLERS & AUX PLNT	2 978	3 102	1 498	232 NATURAL RUBBER, GUMS	679	152	73
712 STEAM ENGINES, TURBINES	874	9 245	4 302	233 RUBBER, SYNTHETIC, RECLAIMD	49 587	8 948	4 136
713 INTRNL COMBUS PISTN ENGN	9 274	18 145	8 141	246 PULPWOOD, CHIPS, WOODWASTE	533 168	6 499	2 935
714 ENGINES & MOTORS NES	458	4 135	1 970	248 WOOD SHAPED	27 963	2 469	1 126
716 ROTATING ELECTRIC PLANT	5 858	7 950	3 678	251 PULP AND WASTE PAPER	9 636	1 024	467
718 OTH POWER GENERATG MACHY	173	844	375	263 COTTON	6 392	1 303	598
721 AGRIC MACHY, EXC TRACTORS	3 186	3 246	1 483	266 SYNTHETIC FIBRE TO SPIN	53 548	20 249	9 251
722 TRACTORS NON-ROAD	1 027	1 866	880	267 OTHER MAN-MADE FIBRES	8 377	3 498	1 623
723 CIVIL ENGINEER EQUIP ETC	5 553	15 918	7 413	268 WOOL(XC TOPS), ANML HAIR	2 349	2 189	999
724 TEXTILE, LEATHER MACHNRY	1 439	2 444	1 123	269 WASTE OF TEXTILE FABRICS	10 763	2 376	1 105
725 PAPER ETC MILL MACHINERY	10 689	22 985	10 536	273 STONE, SAND AND GRAVEL	28 234	872	400
726 PRINTG, BKBINDG MACHY, PTS	1 844	1 891	872	274 SULPHUR ETC	182 996	5 589	2 607
727 FOOD MACHY NON-DOMESTIC	557	1 934	898	278 OTHER CRUDE MINERALS	1 506 161	16 735	7 803
728 OTH MACHY FOR SPCL INDUS	10 503	22 542	10 702	287 BASE METAL ORES, CONC NES	86 150	4 434	1 963
736 MACHINE TOOLS FOR METAL	1 354	3 152	1 469	288 NONFERR METAL SCRAP NES	72 432	2 595	1 174
737 METALWORKING MACHNRY NES	5 261	6 202	2 943	291 CRUDE ANIMAL MTRIALS NES	1 860	2 539	1 163
741 HEATING, COOLING EQUIPMNT	12 273	17 981	8 328	292 CRUDE VEG MATERIALS NES	17 071	10 767	4 995
742 PUMPS FOR LIQUIDS ETC	2 197	6 590	3 062	322 COAL, LIGNITE PEAT	137 909	695	337
743 PUMPS NES, CENTRIFUGES ETC	2 253	4 468	2 045	323 BRIQUETS, COKE, SEMI-COKE	1 032 944	21 943	10 263
744 MECHANICAL HANDLING EQU	23 992	30 387	14 173	334 PETROLEUM PRODUCTS, REFIN	79 828	15 998	7 361
745 NONELEC MACHY TOOLS NES	5 364	7 691	3 574	335 RESIDUAL PETRLM PROD NES	75 753	9 752	4 532
749 NONELEC MACH PTS, ACC NES	8 354	21 563	9 951	411 ANIMAL OILS AND FATS	3 668	34	158
751 OFFICE MACHINES	38	517	232	423 FIXED VEG OILS, SOFT	1 583	499	223
752 AUTOMATIC DATA PROC EQUIP	1 275	16 172	7 341	424 FIXED VEG OIL NONSOFT	1 289	730	330
759 OFFICE & ADP MCH PTS, ACC	364	9 715	4 517	431 PROCESD ANML VEG OIL, ETC	4 655	1 342	599
761 TELEVISION RECEIVERS	30 494	84 930	39 799	511 HYDROCARBONS NES, DERIVS	208 721	21 156	9 698
763 SOUND RECORDRS, PHONOGRPH	34	398	195	512 ALCOHOLS, PHENOLS, ETC	105 132	18 577	8 533
764 TELECOM EQPT, PTS, ACC NES	190	6 218	2 943	513 ORGANIC ACIDS, ETC	138 989	27 822	12 765
771 ELECTRIC POWER MACHY NES	23 861	19 950	9 276	514 NITROGEN-FUNCTN COMPOUNDS	50 741	20 850	9 602
772 SWITCHGEAR ETC & PTS NES	1 883	8 297	3 932	515 ORG-INORG COMPOUNDS ETC	5 739	9 354	4 283
773 ELECTR DISTRIBUTING MACH	10 063	5 314	2 445	516 OTHER ORGANIC CHEMICALS	26 595	10 387	4 845
774 ELECTRO-MEDCL, XRAY EQUIP	1 793	14 083	6 538	522 INORG ELEMNTS, OXIDES, ETC	1 176 437	31 931	14 697
775 HOUSEHOLD TYPE EQUIP NES	4 201	4 718	2 176	523 OTHR INORGANIC CHEMICALS	143 810	19 435	8 892
776 TRANSISTORS, VALVES, ETC	25	1 857	863	524 RADIOACTIVE ETC MATERIAL	14	1 644	765
778 ELECTRICAL MACHINERY NES	4 903	10 488	4 891	531 SYNT DYE, NAT INDGO, LAKES	67 500	45 203	20 943
781 PASS MOTOR VEH EXC BUSES	5 796	9 694	4 445	532 DYES NES, TANNING PRODS	8 934	2 262	1 037
782 LORRIES, SPCL MTR VEH NES	3 897	7 027	3 356	533 PIGMENTS, PAINTS, ETC	80 463	49 533	22 950
783 ROAD MOTOP VEHICLES NES	850	1 303	634	541 MEDICINAL ETC PRODUCTS	10 158	68 044	31 503
784 MOTOR VEHCL PTS, ACC NES	13 333	14 437	6 752	551 ESSENTL OIL, PERFUME, ETC	801	4 330	1 983
785 MOTOR & OTHER CYCLES ETC	1 803	1 698	783	553 PERFUMERY, COSMETICS, ETC	12 642	17 297	7 982
786 VEH NES NONMOTR, TRAILERS	3 156	2 105	965	554 SOAPS, CLEANING ETC PREPS	78 447	23 931	11 086
791 RAILWAY VEHICLES	22	113	56	562 FERTILIZERS MANUFACTURED	174 050	4 433	2 074
792 AIRCRAFT	28	2 253	1 010	572 EXPLOSIVES, PYROTECH PROD	845	1 725	817
793 SHIPS AND BOATS	136 832	13 229	6 165	582 PROD OF CONDENSATION ETC	191 867	111 872	51 673
812 PLUMB, HEATING, LGHTNG EQU	81 968	32 921	15 331	583 PROD OF POLYMERIZING ETC	709 856	181 221	83 892
821 FURNITURE	79 479	40 798	18 922	584 CELLULOSE DERIVATIVES ETC	8 640	8 659	3 986
831 TRAVEL GOODS, HANDBAGS	95	206	93	585 PLASTIC MATERIALS NES	48 046	7 490	3 446
842 MENS OUTERWEAR NOT KNIT	1 663	21 326	10 163	591 PESTICIDES, DISINFECTANTS	10 359	10 583	4 767
843 WOMENS OUTERWEAR NONKNIT	1 562	21 168	10 036	592 STARCH, INULIN, GLUTEN, ETC	65 307	9 006	4 156
844 UNDERWEAR NOT KNIT	51	448	214	598 MISC CHEMICAL PRODS NES	308 286	80 976	37 599
845 UNDERWEAR KNIT NONELASTC	1 391	13 290	6 094	611 LEATHER	4 451	4 156	1 875
846 UNDERWEAR KNITTED	190	2 296	1 065	612 LEATHER ETC MANUFACTURES	1 554	3 540	1 621
847 TXTL CLTHNG ACCESSRYS NES	43	515	235	613 FUR SKINS TANNED, DRESSED	51	2 385	1 121
848 HEADGEAR, NONTXTL CLOTHNG	572	10 593	5 036	621 MATERIALS OF RUBBER	20 289	13 194	6 096
851 FOOTWEAR	2 377	7 862	3 719	625 RUBBER TYRES, TUBES	48 048	37 474	17 473
871 OPTICAL INSTRUMENTS	1	347	157	628 RUBBER ARTICLES NES	8 497	16 452	7 602
872 MEDICAL INSTRUMENTS NES	271	8 803	4 053	633 CORK MANUFACTURES	206	386	179
873 METERS & COUNTERS NES	15	103	52	634 VENEERS, PLYWOOD, ETC	20 849	8 261	3 791
874 MEASURING, CONTROLLNG INSTR	753	22 975	10 691	635 WOOD MANUFACTURES NES	26 590	11 286	5 217



## 7 IMPORTS AND EXPORTS (SPECIAL TRADE) BY COUNTRIES OF PRODUCTION AND CONSUMPTION AND BY GROUPS OF THE SITC-REV. II 1986

GROUP DESCRIPTION	QT * 100 KG	1 000 DM	1 000 \$	GROUP DESCRIPTION	QT * 100 KG	1 000 DM	1 000 \$
641 PAPER AND PAPERBOARD	122 292	40 173	18 677	882 PHOTO, CINEMA SUPPLIES	20 806	33 365	15 367
642 ARTICLES OF PAPER ETC	37 012	21 558	9 970	883 DEVELOPED CINEMA FILM	9	111	53
651 TEXTILE YARN AND THREAD	60 082	74 374	34 279	884 OPTICAL GOODS NES	307	11 920	5 532
652 COTTON FABRICS, WOVEN	15 338	36 402	16 693	885 WATCHES AND CLOCKS	1 703	14 339	6 654
653 WOVN MAN-MADE FIB FABRIC	22 106	56 427	26 053	892 PRINTED MATTER	21 907	25 427	11 855
654 OTH WOVEN TEXTILE FABRIC	2 145	6 316	3 819	893 ARTICLES OF PLASTIC NES	36 721	48 997	22 721
655 KNIT ETC FABRICS	3 207	7 486	3 457	894 TOYS, SPORTING GOODS, ETC	11 438	21 937	10 258
656 LACE, RIBBONS, TULLE, ETC	2 274	5 499	2 536	895 OFFICE SUPPLIES NES	4 119	15 375	7 077
657 SPECIAL TEXTILE ETC PROD	23 726	62 189	28 776	896 WORKS OF ART ETC	24	7 955	3 845
658 TEXTILE ARTICLES NES	1 479	4 225	1 974	897 GOLD, SILVER WARE, JEWELRY	125	10 108	4 722
659 FLOOR COVERINGS ETC	5 958	6 002	2 777	898 MUSICAL INSTRUMENTS, PTS	7 346	25 864	12 069
661 CEMENT ETC BUILDING PROD	26 254	1 758	827	899 OTHER MANUFACTURED GOODS	10 624	26 711	12 381
662 CLAY, REFRACTORY BLOC PROD	157 985	17 948	8 292	911 WAR FIREARMS, AMMUNITION	306	2 011	949
663 OTH NONMETAL MINERAL MFS	36 738	24 068	11 088	971 GOLD, NON MONETARY NES	1	515	236
664 GLASS	219 812	37 393	17 216				
665 GLASSWARE	19 824	9 960	4 601	SWITZERLAND			
666 POTTERY	6 319	6 275	2 905				
667 PEARL, PREC-, SEMI-P STONE	9	976	451	IMPORTS	22 521 426	18 494 050	8 571 943
671 PIG IRON ETC	70 055	7 909	3 738				
672 IRON, STL PRIMARY FORMS	159 166	34 817	16 481	001 LIVE ANIMALS	8 398	3 843	1 763
673 IRON AND STEEL SHAPES	333 061	37 912	17 345	011 MEAT FRESH, CHILLED, FROZEN	9 752	1 827	818
674 IRN, STL UNIV. PLATE, SHEET	270 301	45 138	20 592	012 MEAT DRIED, SALTED, SMOKED	1 798	4 310	1 995
675 IRON, STEEL HOOP, STRIP	71 408	14 358	6 592	014 MEAT PREPD, PRSVD, NES ETC	522	1 197	555
676 RAILWAY RAILS ETC IRN, STL	14 468	3 282	1 467	022 MILK AND CREAM	5 319	2 676	1 244
677 IRN, STL WIRE EXCL W ROD	32 006	8 617	4 029	024 CHEESE AND CURD	87 316	103 392	48 186
678 IRON, STL TUBES, PIPES, ETC	316 587	77 498	35 706	034 FISH FRESH, CHILLED, FROZEN	98	84	37
679 IRN, STL CASTINGS UNMORKE	16 473	5 243	2 428	035 FISH SALTED, DRIED, SMOKED	101	644	304
681 SILVER, PLATINUM, ETC	317	2 433	1 121	047 OTHER CEREAL MEALS, FLOUR	519	154	74
682 COPPER EXC CEMENT COPPER	82 146	48 163	22 186	048 CEREAL ETC PREPARATIONS	130 341	32 393	14 951
683 NICKEL	337	1 269	577	054 VEG ETC FRSH, SMPLY PRSVD	2 937	784	356
684 ALUMINIUM	103 407	58 549	27 051	056 VEGTBL ETC PRSVD, PREPD	2 830	2 771	1 261
685 LEAD	5 384	789	365	057 FRUIT, NUTS, FRESH, DRIED	6 391	1 218	589
686 ZINC	631	362	161	058 FRUIT PRESERVED, PREPARED	76 121	15 464	7 149
687 TIN	845	1 504	689	061 SUGAR AND HONEY	1 034	637	294
689 NON-FER BASE METALS NES	86	241	111	062 SUGAR PREPS NON-COCOA	29 392	22 833	10 555
691 STRUCTURES AND PARTS NES	30 080	13 497	6 304	071 COFFEE AND SUBSTITUTES	4 864	5 049	2 333
692 METAL TANKS, BOXES, ETC	24 545	12 297	5 790	072 COCOA	442	514	235
693 WIRE PRODUCTS NON ELECTR	23 330	9 912	4 521	073 CHOCOLATE AND PRODUCTS	27 870	27 248	12 855
694 STL, COPPER NAILS, NUTS, ETC	48 285	32 078	14 849	075 SPICES	189	269	127
695 TOOLS	12 491	49 675	22 990	081 FEEDING STUFF FOR ANIMLS	18 158	3 585	1 646
696 CUTLERY	1 362	6 836	3 170	091 MARGARINE AND SHORTENING	7 078	426	198
697 BASE MTL HOUSEHOLD EQUIP	5 297	7 342	3 411	098 EDIBLE PRODUCTS, PREPS NES	151 518	69 620	32 254
699 OTHER METAL MANUFACTURES	71 844	82 401	38 123	111 NON-ALCOHL BEVERAGES NES	354 839	17 707	8 153
703 INDUSTRIAL PLANT, CHAP 85	134	3 367	1 669	112 ALCOHOLIC BEVERAGES	9 380	9 138	4 303
711 STEAM BOILERS & AUX PLNT	2 481	2 891	1 354	121 TOBACCO UNMNFCTRD, REFUSE	2 014	1 838	854
712 STEAM ENGINES, TURBINES	1 250	16 469	7 796	122 TOBACCO MFRS	594	538	247
713 INTRNL COMBUS PISTN ENGN	21 288	60 198	28 116	211 HIDES, SKINS, UNDRESSED	73 764	37 184	17 118
714 ENGINES & MOTORS NES	412	13 201	6 372	212 FUR SKINS UNDRESSED	84	331	150
716 ROTATING ELECTRIC PLANT	18 225	39 989	18 670	233 RUBBER, SYNTHETIC, RECLAIMD	32 676	4 760	2 232
718 OTH POWER GENERATG MACHY	2 421	75 944	35 278	246 PULPWOOD, CHIPS, WOODWASTE	54 643	735	344
721 AGRIC MACHY, EXC TRACTORS	49 400	50 773	23 183	247 OTH WOOD ROUGH, SQUARED	89 294	3 080	1 403
722 TRACTORS NON-ROAD	30 853	34 061	15 843	248 WOOD SHAPED	61 574	5 228	2 420
723 CIVIL ENGINEER EQUIP ETC	33 970	34 210	15 836	251 PULP AND WASTE PAPER	218 546	16 192	7 548
724 TEXTILE, LEATHER MACHNRY	12 314	46 190	21 315	261 SILK	167	1 599	742
725 PAPER ETC MILL MACHINERY	15 429	47 586	21 962	263 COTTON	44 602	7 754	3 537
726 PRINTG, BKBINDG MACHY, PTS	19 659	96 523	44 939	265 VEG FIBRE, EXCL COTN JUTE	184	474	224
727 FOOD MACHRY NON-DOMESTIC	4 072	17 637	8 208	266 SYNTHETIC FIBRE TO SPIN	135 252	59 645	27 575
728 OTH MACHY FOR SPCL INDUS	53 126	142 726	66 187	267 OTHER MAN-MADE FIBRES	12 428	1 706	787
736 MACHINE TOOLS FOR METAL	17 624	61 487	28 319	268 WOOL(EXC TOPS), ANML HAIR	3 076	8 398	3 834
737 METALWORKING MACHNRY NES	9 125	28 355	13 173	269 WASTE OF TEXTILE FABRICS	23 300	1 385	642
741 HEATING, COOLING EQUIPMNT	26 191	61 145	28 407	273 STONE, SAND AND GRAVEL	547 670	7 871	3 690
742 PUMPS FOR LIQUIDS ETC	9 938	49 783	23 098	274 SULPHUR ETC	1 911	96	47
743 PUMPS NES, CENTRIFUGES ETC	30 631	67 493	31 293	277 NATURAL ABRASIVES NES	25	3 493	1 607
744 MECHANICAL HANDLING EQU	32 592	55 312	25 697	278 OTHER CRUDE MINERALS	1 076 276	3 527	1 638
745 NONELEC MACHY, TOOLS NES	31 978	111 498	51 877	282 IRON AND STEEL SCRAP	157 395	13 522	6 297
749 NONELEC MACH PTS, ACC NES	71 456	165 675	76 931	287 BASE METAL DRES, CONC NES	1 131	562	265
751 OFFICE MACHINES	4 316	23 396	10 854	288 NONFERR METAL SCRAP NES	320 936	55 026	25 373
752 AUTOMATIC DATA PROC EQUIP	5 320	100 218	46 327	289 PREC METAL DRE, WASTE NES	630	3 905	1 842
759 OFFICE & ADP MCH PTS, ACC	1 074	31 874	14 832	291 CRUDE ANIMAL MTRIALS NES	63 089	7 644	3 523
761 TELEVISION RECEIVERS	3 389	11 258	5 127	292 CRUDE VEG MATERIALS NES	12 972	22 834	10 345
762 RADIO BROADCAST RECEIVERS	2 792	16 385	7 526	322 COAL, LIGNITE, PEAT	6 993	144	62
763 SOUND RECORDRS, PHONOGRPH	524	5 746	2 619	323 BRIQUETS, COKE, SEMI-COKE	11 381	245	119
764 TELECOM EQPT, PTS, ACC NES	5 035	69 545	32 183	334 PETROLEUM PRODUCTS, REFIN	1 660 590	53 483	24 473
771 ELECTRIC POWER MACHY NES	12 365	22 298	10 376	335 RESIDUAL PETRLM PROD NES	6 400	998	462
772 SWITCHGEAR ETC & PTS NES	24 058	133 414	61 630	351 ELECTRIC ENERGY, MWH	8 843 141	552 685	257 253
773 ELECTR DISTRIBUTING MACH	13 934	20 767	9 614	411 ANIMAL OILS AND FATS	106 931	6 212	2 834
774 ELECTRO-MEDCL, XRAY EQUIP	1 188	18 022	8 319	423 FIXED VEG OILS, SOFT	86 246	11 858	5 476
775 HOUSEHOLD TYPE EQUIP NES	66 926	101 833	47 094	424 FIXED VEG OIL NONSOFT	543	1 041	486
776 TRANSISTORS, VALVES, ETC	9 268	49 165	23 221	431 PROCESD ANML VEG OIL, ETC	5 000	423	192
778 ELECTRICAL MACHINERY NES	47 334	135 462	62 716	511 HYDROCARBONS NES, DERIVS	29 344	6 785	3 106
781 PASS MOTOR VEH EXC BUSES	318 818	446 042	205 612	512 ALCOHOLS, PHENOLS, ETC	163 587	24 364	11 237
782 LORRIES, SPCL MTR VEH NES	82 732	109 605	50 870	513 ORGANIC ACIDS, ETC	89 830	75 331	34 659
783 ROAD MOTOR VEHICLES NES	3 674	6 337	2 868	514 NITROGEN-FUNCTN COMPOUNDS	45 567	173 277	80 395
784 MOTOR VEHCL PTS, ACC NES	106 346	149 100	69 192	515 ORG-INORG COMPOUNDS ETC	40 244	244 033	112 232
785 MOTOR & OTHER CYCLES ETC	14 632	21 105	9 732	516 OTHER ORGANIC CHEMICALS	49 118	48 814	22 594
786 VEH NES NONMOTR, TRAILERS	53 035	47 271	21 753	522 INORG ELEMNTS, OXIDES, ETC	542 372	32 503	14 904
791 RAILWAY VEHICLES	9 441	9 213	4 273	523 OTHR INORGANIC CHEMICALS	426 931	34 030	15 726
792 AIRCRAFT	137	4 488	2 044	524 RADIOACTIVE ETC MATERIAL	26	7 323	3 365
793 SHIPS AND BOATS	9 975	5 188	2 418	531 SYNT DYE, NAT INDGO, LAKES	79 419	228 874	106 059
812 PLUMBG, HEATING, LIGHTNG EQU	5 064	16 164	7 557	532 DYES NES, TANNING PRODS	1 301	4 713	2 177
821 FURNITURE	25 583	30 685	14 188	533 PIGMENTS, PAINTS, ETC	193 821	100 132	46 325
831 TRAVEL GOODS, HANDBAGS	1 019	3 126	1 462	541 MEDICINAL ETC PRODUCTS	63 033	796 566	370 258
842 MENS OUTERWEAR NOT KNIT	291	2 885	1 342	551 ESSENTIAL OIL, PERFUME, ETC	17 243	91 059	41 799
843 WOMENS OUTERWEAR NONKNIT	1 688	26 486	12 271	553 PERFUMERY, COSMETICS, ETC	34 124	62 585	28 968
844 UNDERWEAR NOT KNIT	69	794	369	554 SOAPS, CLEANING ETC PREPS	259 855	66 336	30 610
845 OUTERWEAR KNIT NONELASTC	810	8 858	4 111	562 FERTILIZERS MANUFACTURED	33 452	2 945	1 348
846 UNDERWEAR KNITTED	306	3 397	1 595	572 EXPLOSIVES, PYROTECH PROD	212	7 247	3 410
847 TKTL CLTHNG ACCESSRYS NES	860	7 291	3 402	582 PROD OF CONDENSATION ETC	352 437	242 056	112 295
848 HEADGEAR, NONTKTL CLOTHNG	966	6 473	3 028	583 PROD OF POLYMERIZING ETC	583 962	228 582	105 846
851 FOOTWEAR	3 823	24 037	10 892	584 CELLULOSE DERIVATIVES ETC	4 819	6 469	3 004
871 OPTICAL INSTRUMENTS	253	6 316	2 934	685 PLASTIC MATERIALS NES	11 659	2 816	1 283
872 MEDICAL INSTRUMENTS NES	3 099	26 311	12 194	691 PESTICIDES, DISINFECTANTS	110 502	145 671	66 884
873 METERS & COUNTERS NES	844	5 113	2 367	592 STARCH, INULIN, GLUTEN, ETC	34 606	25 962	11 996
874 MEASURING, CONTROLLNG INSTR	8 957	117 080	54 425	598 MISC CHEMICAL PRODS NES	352 019	124 490	57 647
881 PHOTO APPAR & EQUIP NES	2 363	17 522	8 135	611 LEATHER	9 662	24 869	11 565



## 7 IMPORTS AND EXPORTS (SPECIAL TRADE) BY COUNTRIES OF PRODUCTION AND CONSUMPTION AND BY GROUPS OF THE SITC-REV. II 1986

GROUP DESCRIPTION	DT * 100 KG	1 000 DM	1 000 \$	GROUP DESCRIPTION	DT * 100 KG	1 000 DM	1 000 \$
612 LEATHER ETC MANUFACTURES	1 088	8 626	4 030	848 HEADGEAR, NONTXTL CLOTHNG	1 098	13 202	6 181
613 FUR SKINS TANNED, DRESSED	334	4 579	2 109	851 FOOTWEAR	15 579	92 451	42 957
621 MATERIALS OF RUBBER	17 215	16 295	7 552	871 OPTICAL INSTRUMENTS	1 362	34 926	16 374
629 RUBBER TYRES, TUBES	85 636	16 938	7 927	872 MEDICAL INSTRUMENTS NES	10 414	99 932	46 578
628 RUBBER ARTICLES NES	7 944	37 981	17 634	873 METERS & COUNTERS NES	2 002	17 935	8 329
633 CORK MANUFACTURES	137	69	31	874 MEASURING, CONTROLLING INSTR	34 692	713 951	331 973
634 VENEERS, PLYWOOD, ETC	1 017 760	85 029	39 245	881 PHOTO APPAR & EQUIPT NES	2 125	45 214	20 934
635 WOOD MANUFACTURES NES	26 659	18 463	8 613	882 PHOTO, CINEMA SUPPLIES	39 033	100 688	46 690
641 PAPER AND PAPERBOARD	1 683 724	242 584	111 727	883 DEVELOPED CINEMA FILM	39	1 441	664
642 ARTICLES OF PAPER ETC	297 147	88 392	40 795	884 OPTICAL GOODS NES	781	88 598	40 980
651 TEXTILE YARN AND THREAD	214 494	338 065	155 464	885 WATCHES AND CLOCKS	4 520	447 688	208 801
652 COTTON FABRICS, WOVEN	49 340	183 167	85 219	892 PRINTED MATTER	205 240	223 629	104 218
653 WOYN MAN-MADE FIB FABRIC	24 142	105 470	48 681	893 ARTICLES OF PLASTIC NES	216 628	268 828	124 609
654 OTH WOVEN TEXTILE FABRIC	28 277	88 258	40 476	894 TOYS, SPORTING GOODS, ETC	26 111	64 112	29 894
655 KNIT ETC FABRICS	14 594	52 030	24 172	895 OFFICE SUPPLIES NES	20 168	77 550	35 890
656 LACE, RIBBONS, TULLE, ETC	7 659	69 832	32 386	896 WORKS OF ART ETC	1 735	142 728	66 243
657 SPECIAL TEXTILE ETC PROD	29 630	100 356	46 176	897 GOLD, SILVER WARE, JEWELRY	142	35 498	16 633
658 TEXTILE ARTICLES NES	7 471	29 711	13 758	898 MUSICAL INSTRUMENTS, PTS	7 834	57 861	27 088
659 FLOOR COVERINGS ETC	29 307	36 817	17 024	899 OTHER MANUFACTURED GOODS	42 620	161 654	75 043
661 CEMENT ETC BUILDING PROD	312 875	14 896	6 925	941 ZOO ANIMALS, PETS	69	593	272
662 CLAY, REFRACTORY BLDG PRD	282 689	24 701	11 431	951 WAR FIREARMS, AMMUNITION	182	4 776	2 224
663 OTH NONMETAL MINERAL MFS	77 610	44 225	20 546	961 COIN NONGOLD, NONCURRENT	89	5 328	2 423
664 GLASS	64 547	25 434	11 801	971 GOLD, NON MONETARY NES	264	263 359	122 106
665 GLASSWARE	108 209	16 181	7 470	972 GOLD COIN	3 175	3 175	1 463
666 POTTERY	1 584	7 037	3 296				
667 PEARL, PREC., SEMI-P STONE	107	45 896	21 298	EXPORTS	98 547 591	31 033 161	14 372 996
671 PIG IRON ETC	5 449	1 222	554				
672 IRON, STL PRIMARY FORMS	7 448	698	320	001 LIVE ANIMALS	4 349	10 988	5 060
673 IRON AND STEEL SHAPES	2 692 422	201 964	92 719	011 MEAT FRESH, CHILLO, FROZEN	13 525	9 469	4 437
674 IRN, STL UNIV, PLATE, SHEET	448 250	50 065	23 080	012 MEAT DRIED, SALTED, SMOKED	121	220	103
675 IRON, STEEL HOOP, STRIP	164 296	16 704	7 757	014 MEAT PREPD, PRSVD, NES ETC	6 716	7 530	3 477
676 RAILWAY RAILS ETC IRN, STL	3 529	2 006	921	022 MILK AND CREAM	17 771	3 625	1 684
677 IRN, STL WIRE EXCL W ROD	131 803	29 059	13 410	023 BUTTER	27 786	7 224	3 362
678 IRON, STL TUBES, PIPES, ETC	752 543	185 393	85 511	024 CHEESE AND CURD	4 491	4 424	2 058
679 IRN, STL CASTINGS UNWORKE	31 149	12 594	5 866	025 EGGS, BIRDS, FRESH, PRSVD	103 491	14 685	6 712
681 SILVER, PLATINUM, ETC	1 460	146 800	68 372	034 FISH FRESH, CHILLED, FROZN	12 629	9 580	4 455
682 COPPER EXC CEMENT COPPER	132 755	94 904	43 717	035 FISH SALTED, DRIED, SMOKED	993	3 027	1 413
683 NICKEL	815	4 942	2 264	036 SHELL FISH FRESH, FROZEN	184	339	151
684 ALUMINIUM	404 807	234 624	108 361	037 FISH ETC PREPD PRSVD NES	7 220	5 820	2 714
685 LEAD	2 310	326	149	041 WHEAT ETC UNMILLED	69 703	3 330	1 616
686 ZINC	294	78	36	042 RICE	13 468	718	316
687 TIN	255	312	147	043 BARLEY UNMILLED	1 087 928	34 545	16 200
689 NON-FER, BASE METALS NES	1 942	3 655	1 660	044 MAIZE UNMILLED	2 215	1 504	659
691 STRUCTURES AND PARTS NES	295 169	138 615	64 075	045 CEREALS NES UNMILLED	9 248	934	438
692 METAL TANKS, BOXES, ETC	84 808	41 492	19 254	046 WHEAT ETC MEAL OR FLOUR	1 664	198	90
693 WIRE PRODUCTS NON ELECTR	3 619	4 403	2 045	047 OTHER CEREAL MEALS, FLOUR	21 689	670	291
694 STL, COPPR NAILS, NUTS, ETC	83 543	120 872	55 865	048 CEREAL ETC PREPARATIONS	581 708	65 066	30 247
695 TOOLS	25 893	230 838	106 870	054 VEG ETC FRSH, SMPLY PRSVD	30 161	14 212	6 506
696 CUTLERY	3 603	39 704	18 422	056 VEGTBLES ETC PRSVD, PREPD	18 929	15 612	7 222
697 BASE MTL HOUSEHOLD EQUIP	28 710	41 873	19 492	057 FRUIT, NUTS, FRESH, DRIED	45 223	10 909	5 002
699 OTHER METAL MANUFACTURES	165 383	233 847	108 253	058 FRUIT PRESERVED, PREPARED	36 523	19 098	8 904
711 STEAM BOILERS & AUX PLNT	1 667	4 752	1 988	061 SUGAR AND HONEY	1 475 763	70 879	33 296
712 STEAM ENGINES, TURBINES	3 233	9 749	4 610	062 SUGAR PREPS NON-COCOA	24 392	13 622	6 268
713 INTRNL COMBUS PISTN ENGN	25 461	47 741	21 721	071 COFFEE AND SUBSTITUTES	22 439	34 452	15 882
714 ENGINES & MOTORS NES	2 908	46 775	21 642	072 COCOA	44 625	55 134	25 405
716 ROTATING ELECTRIC PLANT	77 393	182 640	84 629	073 CHOCOLATE AND PRODUCTS	21 343	17 680	8 254
718 OTH POWER GENERATG MACHY	7 354	33 117	15 221	074 TEA AND MATE	838	1 013	459
721 AGRIC MACHY, EXC TRACTORS	9 808	17 148	7 962	075 SPICES	2 668	4 359	2 026
722 TRACTORS NON-ROAD	2 081	3 723	1 734	081 FEEDING STUFF FOR ANIMLS	1 507 535	91 615	42 642
723 CIVIL ENGINEER EQUIP ETC	23 132	32 284	14 857	091 MARGARINE AND SHORTENING	1 382	552	251
724 TEXTILE, LEATHER MACHNRY	105 550	370 538	172 077	098 EDIBLE PRODCTS, PREPS NES	158 344	65 769	30 289
725 PAPER ETC MILL MACHINERY	46 428	116 073	54 436	111 NON-ALCOHL BEVERAGES NES	107 786	13 816	6 365
726 PRINTG, BKBINDG MACHY, PTS	79 698	273 895	126 511	112 ALCOHOLIC BEVERAGES	189 226	29 717	13 825
727 FOOD MACHRY NON-DOMESTIC	15 406	32 865	15 320	121 TOBACCO UNMNFCTRO, REFUSE	16 733	22 036	10 255
728 OTH MACHRY FOR SPCL INDUS	108 689	497 665	231 828	122 TOBACCO MFRS	9 224	14 632	6 837
736 MACHINE TOOLS FOR METAL	212 061	910 688	424 411	211 HIDES, SKINS, UNRESSED	17 385	6 445	2 984
737 METALWORKING MACHNRY NES	19 141	93 292	43 294	212 FUR SKINS UNRESSED	22	546	242
741 HEATING, COOLING EQUIPMNT	55 719	237 149	110 008	222 SEEDS FOR 'SOFT' FIXED OIL	4 073	839	396
742 PUMPS FOR LIQUIDS ETC	35 357	121 189	56 110	223 SEEDS FOR OTH FIXED OILS	5 722	1 350	619
743 PUMPS NES, CENTRIFUGES ETC	46 870	163 500	75 666	232 NATURAL RUBBER, GUMS	4 807	1 171	542
744 MECHANICAL HANDLING EQU	49 134	119 621	55 409	233 RUBBER, SYNTHETIC, RECLAIMD	151 552	29 648	13 661
745 NONELEC MACHY, TOOLS NES	51 590	237 733	110 343	244 CORK RAW AND WASTE	157	70	32
749 NONELEC MACH PTS, ACC NES	149 128	489 416	226 547	245 FUEL WOOD NES, CHARCOAL	12 395	683	317
751 OFFICE MACHINES	2 031	23 831	11 032	246 PULPWOOD, CHIPS, WOODWASTE	2 224 090	21 722	10 191
752 AUTOMTIC DATA PROC EQUIP	2 493	57 609	26 779	247 OTH WOOD ROUGH, SQUARED	615 912	16 109	7 392
759 OFFICE & AOP MCH PTS, ACC	5 441	70 672	32 800	248 WOOD SHAPED	1 094 091	109 839	51 039
761 TELEVISION RECEIVERS	639	2 062	969	251 PULP AND WASTE PAPER	771 362	21 790	10 087
762 RADIO BROADCAST RECEIVRS	366	4 315	1 999	261 SILK	72	133	65
763 SOUND RECORDRS, PHONOGRPH	564	14 913	6 948	263 COTTON	61 571	9 747	4 376
764 TELECOM EQPT, PTS, ACC NES	8 808	106 841	49 854	265 VEG FIBRE, EXCL COTN JUTE	263	76	34
771 ELECTRIC POWER MACHY NES	61 479	94 503	44 022	266 SYNTHETIC FIBRE TO SPIN	30 370	17 492	8 036
772 SWITCHGEAR ETC & PTS NES	39 385	562 995	260 475	267 OTHER MAN-MADE FIBRES	37 515	17 721	8 153
773 ELECTR DISTRIBUTING MACH	41 404	63 140	29 225	268 WOOL (EXC TOPS), ANML HAIR	4 701	5 465	2 481
774 ELECTRO-MECL, XRAY EQUIP	2 239	46 515	21 609	269 WASTE OF TEXTILE FABRICS	23 866	2 137	989
775 HOUSEHOLD TYPE EQUIP NES	37 061	89 029	41 126	271 FERTILIZERS, CRUDE	58 903	1 403	642
776 TRANSISTORS, VALVES, ETC	2 130	78 681	36 622	273 STONE, SAND AND GRAVEL	20 574 570	41 316	19 384
778 ELECTRICAL MACHINERY NES	90 577	393 669	182 030	274 SULPHUR ETC	456 550	17 840	8 231
781 PASS MOTOR VEH EXC BUSES	6 821	10 275	4 720	277 NATURAL ABRASIVES NES	92 009	9 984	4 667
782 LORRIES, SPCL MTR VEH NES	110 557	218 567	101 394	278 OTHER CRUDE MINERALS	1 514 055	25 567	11 832
783 ROAD MOTOR VEHICLES NES	34 304	67 715	30 877	282 IRON AND STEEL SCRAP	1 967 058	37 710	17 147
784 MOTOR VEHCL PTS, ACC NES	288 023	197 542	91 696	287 BASE METAL ORES, CONC NES	29 141	3 321	1 543
785 MOTOR & OTHER CYCLES ETC	13 078	24 297	11 164	288 NONFERR METAL SCRAP NES	55 608	5 159	2 398
786 VEH NES NONMOTR, TRAILERS	26 435	17 021	7 945	289 PREC METAL ORE, WASTE NES	160	447	197
791 RAILWAY VEHICLES	7 124	10 692	4 916	291 CRUDE ANIMAL MTRIALS NES	21 806	26 439	12 238
792 AIRCRAFT	946	17 314	8 196	292 CRUDE VEG MATERIALS NES	125 549	81 837	37 942
793 SHIPS AND BOATS	54 141	16 347	7 773	322 COAL, LIGNITE, PEAT	1 462 500	37 850	17 288
812 PLUMBG, HEATING, LGHTNG EQU	118 265	81 699	37 949	323 BRIQUETS, COKE, SEMI-COKE	740 121	25 464	11 750
821 FURNITURE	181 580	236 691	109 077	334 PETROLEUM PRODUCTS, REFIN	10 801 327	478 162	217 721
831 TRAVEL GOODS, HANDBAGS	2 159	5 472	2 529	335 RESIDUAL PETRLM PROD NES	1 836 553	74 535	34 772
842 MENS OUTERWEAR NOT KNIT	4 974	42 832	19 784	351 ELECTRIC ENERGY, MWH	3 112 437	209 985	93 300
843 WOMENS OUTERWEAR NONKNIT	4 062	66 152	30 555	411 ANIMAL OILS AND FATS	9 570	1 247	579
844 UNDERWEAR NOT KNIT	824	10 298	4 780	423 FIXED VEG OILS, SOFT	125 934	12 202	5 581
845 OUTERWEAR KNIT NONELASTC	4 541	50 913	23 930	424 FIXED VEG OIL NONSOFT	23 554	6 071	2 775
846 UNDERWEAR KNITTED	9 105	88 308	41 246	431 PROCESD ANML VEG OIL, ETC	57 647	11 637	5 342
847 TITL CLTHNG ACCESSRYS NES	1 900	26 249	12 151	511 HYDROCARBONS NES, DERIVS	590 679	81 649	37 238



7 IMPORTS AND EXPORTS (SPECIAL TRADE) BY COUNTRIES OF PRODUCTION AND CONSUMPTION AND BY GROUPS OF THE SITC-REV. II 1986

GROUP DESCRIPTION	DT * 100 KG	1 000 DM	1 000 \$	GROUP DESCRIPTION	DT * 100 KG	1 000 DM	1 000 \$
512 ALCOHOLS, PHENOLS, ETC	599 416	110 212	50 772	764 TELECOM EQPT, PTS ACC NES	23 960	284 433	132 983
513 ORGANIC ACIDS, ETC	669 195	154 286	70 798	771 ELECTRIC POWER MACHY NES	55 466	136 290	63 099
514 NITROGEN-FUNCTN COMPOUNDS	413 586	332 343	152 548	772 SWITCHGEAR ETC & PTS NES	89 570	599 904	277 666
515 ORG-INORG COMPOUNDS ETC	203 759	190 673	87 460	773 ELECTR DISTRIBUTING MACH	96 305	119 651	55 309
516 OTHER ORGANIC CHEMICALS	572 320	172 111	78 871	774 ELECTRO-MEDCL, XRAY EQUIP	2 779	52 020	23 995
522 INORG ELEMNTS, OXIDES, ETC	584 228	81 878	37 680	775 HOUSEHOLD TYPE EQUIP NES	235 974	356 335	165 039
523 OTHR INORGANIC CHEMICALS	884 443	96 140	44 382	776 TRANSISTORS, VALVES, ETC	3 528	123 645	57 077
524 RADIOACTIVE ETC MATERIAL	49	7 048	3 259	778 ELECTRICAL MACHINERY NES	141 421	489 902	227 491
531 SYNT DYE, NAT INDOGO, LAKES	72 711	173 558	80 500	781 PASS MOTOR VEH EXC BUSES	1 160 475	2 400 753	1 107 870
532 DYES NES, TANNING PRODS	10 561	2 616	1 222	782 LORRIES, SPCL MTR VEH NES	316 856	530 221	245 900
533 PIGMENTS, PAINTS, ETC	1 604 513	216 459	100 503	783 ROAD MOTOR VEHICLES NES	63 744	154 395	70 052
541 MEDICINAL ETC PRODUCTS	65 227	509 121	236 100	784 MOTOR VEHCL PTS, ACC NES	260 084	467 567	216 350
551 ESSENTL OIL, PERFUME, ETC	6 168	18 658	8 619	785 MOTOR & OTHER CYCLES ETC	20 798	49 221	22 474
553 PERFUMERY, COSMETICS ETC	70 154	104 734	48 524	786 VEH NES NONMOTR, TRAILERS	166 531	137 327	63 352
554 SOAPS, CLEANING ETC PREPS	432 097	123 703	57 224	791 RAILWAY VEHICLES	55 954	40 846	18 871
562 FERTILIZERS MANUFACTURED	751 070	28 101	12 922	792 AIRCRAFT	1 023	27 737	13 050
572 EXPLOSIVES, PYROTECH PROD	2 850	6 015	2 738	793 SHIPS AND BOATS	50 945	33 554	15 391
582 PROD OF CONDENSATION ETC	716 262	341 134	157 156	812 PLUMB, HEATING, LGHTNG EQU	94 011	129 853	60 558
583 PROD OF POLYMERIZING ETC	1 919 566	597 498	276 207	821 FURNITURE	842 797	754 016	349 024
584 CELLULOSE DERIVATIVES ETC	43 977	36 043	16 611	831 TRAVEL GOODS, HANDBAGS	17 082	72 542	33 666
585 PLASTIC MATERIALS NES	24 733	9 051	4 176	842 MENS OUTERWEAR NOT KNIT	14 398	138 367	64 327
591 PESTICIDES, DISINFECTANTS	37 924	49 849	23 136	843 WOMENS OUTERWEAR NONKNIT	34 485	493 433	227 344
592 STARCH, INULIN, GLUTEN, ETC	347 164	45 990	21 222	844 UNDERWEAR NOT KNIT	2 738	29 693	13 751
598 MISC CHEMICAL PRODS NES	2 689 419	318 538	147 182	845 OUTERWEAR KNIT NONELASTC	22 680	258 867	119 672
611 LEATHER	11 648	45 699	21 004	846 UNDERWEAR KNITTED	11 680	94 988	43 949
612 LEATHER ETC MANUFACTURES	8 399	28 803	13 306	847 TXLT CLTHNG ACCESSRYS NES	4 169	41 110	19 127
613 FUR SKINS TANNED, DRESSED	883	18 285	8 395	848 HEADGEAR, NONTXLT CLOTHNG	7 779	120 823	56 583
621 MATERIALS OF RUBBER	72 130	45 813	21 225	851 FOOTWEAR	29 355	172 886	80 040
625 RUBBER TYRES, TUBES	179 922	152 531	70 546	871 OPTICAL INSTRUMENTS	1 380	57 691	26 798
628 RUBBER ARTICLES NES	25 843	53 155	24 623	872 MEDICAL INSTRUMENTS NES	17 371	102 400	47 552
633 CORK MANUFACTURES	1 943	2 675	1 241	873 METERS & COUNTERS NES	2 459	18 743	8 632
634 VENEERS, PLYWOOD, ETC	579 831	98 078	45 355	874 MEASURING, CONTROLLING INSTR	42 924	602 374	281 021
635 WOOD MANUFACTURES NES	703 915	212 603	98 903	881 PHOTO APPAR & EQUIPT NES	8 180	61 236	28 536
641 PAPER AND PAPERBOARD	1 435 507	368 466	170 313	882 PHOTO, CINEMA SUPPLIES	39 058	87 697	40 501
642 ARTICLES OF PAPER ETC	545 315	244 891	113 494	883 DEVELOPED CINEMA FILM	1 486	1 786	831
651 TEXTILE YARN AND THREAD	122 468	181 115	83 473	884 OPTICAL GOODS NES	1 463	83 943	38 763
652 COTTON FABRICS, WOVEN	46 462	127 192	58 608	885 WATCHES AND CLOCKS	7 789	161 295	74 700
653 WOVN MAN-MADE FIB FABRIC	46 561	135 639	62 728	892 PRINTED MATTER	592 731	725 334	336 983
654 OTH WOVEN TEXTILE FABRIC	20 581	55 924	25 738	893 ARTICLES OF PLASTIC NES	492 196	527 792	244 526
655 KNIT ETC FABRICS	24 633	64 067	29 577	894 TOYS, SPORTING GOODS, ETC	90 773	210 562	98 231
656 LACE, RIBBONS, TULLE, ETC	4 725	18 377	8 453	895 OFFICE SUPPLIES NES	22 761	64 101	29 666
657 SPECIAL TEXTILE ETC PROD	76 164	132 052	61 208	896 WORKS OF ART ETC	2 303	246 798	113 069
658 TEXTILE ARTICLES NES	30 193	103 878	48 289	897 GOLD, SILVER WARE JEWELRY	1 162	301 945	139 914
659 FLOOR COVERINGS ETC	93 649	136 102	62 876	898 MUSICAL INSTRUMENTS PTS	38 926	209 394	97 456
661 CEMENT ETC BUILDING PROD	1 077 612	48 033	22 332	899 OTHER MANUFACTURED GOODS	47 230	104 647	48 630
662 CLAY, REFRACTORY BLDG PRO	1 531 442	92 061	42 738	941 ZOO ANIMALS, PETS	365	1 713	796
663 OTH NONMETAL MINERAL MFS	2 646 417	168 106	78 273	951 WAR FIREARMS, AMMUNITION	1 295	15 450	7 185
664 GLASS	514 488	132 565	61 855	961 COIN NONGOLD, NONCURRENT	22	2 421	1 118
665 GLASSWARE	352 219	95 008	44 143	971 GOLD, NON MONETARY NES	295	536 670	261 980
666 POTTERY	53 659	67 787	31 439	972 GOLD COIN	40	102 118	47 798
667 PEARL, PREC-, SEMI-P. STONE	190	107 496	48 948				
671 PIG IRON ETC	335 574	27 172	12 565	AUSTRIA			
672 IRON, STL PRIMARY FORMS	748 510	56 370	26 043				
673 IRON AND STEEL SHAPES	1 550 038	226 921	104 645	IMPORTS	60 827 707	16 363 387	7 589 193
674 IRN, STL UNIV. PLATE, SHEET	1 699 992	232 543	107 981				
675 IRON, STEEL HOOP, STRIP	1 382 168	197 589	91 113	001 LIVE ANIMALS	84 131	19 015	8 773
676 RAILWAY RAILS ETC IRN, STL	149 947	19 679	9 029	011 MEAT FRESH, CHILLD, FROZEN	71 295	22 122	10 252
677 IRN, STL WIRE EXCL W ROD	148 382	57 462	26 587	014 MEAT PREPD, PRSVD, NES ETC	677	1 122	526
678 IRON, STL TUBES, PIPES, ETC	647 243	185 952	86 058	022 MILK AND CREAM	207 307	5 156	2 379
679 IRN, STL CASTINGS UNWORKE	74 054	28 376	13 126	024 CHEESE AND CURD	18 418	10 201	4 740
681 SILVER, PLATINUM, ETC	1 014	135 962	63 778	025 EGGS, BIRDS, FRESH, PRSRVD	532	139	60
682 COPPER EXC CEMENT COPPER	377 120	218 969	101 221	034 FISH FRESH, CHILLED, FROZN	627	658	321
683 NICKEL	9 861	27 687	12 651	041 WHEAT ETC UNMILLED	7 907	785	326
684 ALUMINIUM	591 313	310 692	143 282	044 MAIZE UNMILLED	8 260	2 884	1 296
685 LEAD	34 053	5 255	2 408	045 CEREALS NES UNMILLED	643	83	37
686 ZINC	81 924	16 339	7 522	048 CEREAL ETC PREPARATIONS	126 750	70 916	32 731
687 TIN	2 726	5 041	2 269	054 VEG ETC FRSH, SMPLY PRSVD	152 393	16 739	7 678
689 NON-FER BASE METALS NES	1 607	10 305	4 732	056 VEGTBLES ETC PRSVD, PREPD	16 244	2 178	1 043
691 STRUCTURES AND PARTS NES	502 572	265 766	123 760	057 FRUIT, NUTS, FRESH, DRIED	43 154	2 890	1 357
692 METAL TANKS, BOXES, ETC	106 677	65 532	30 360	058 FRUIT PRESERVED, PREPARED	30 509	6 281	3 002
693 WIRE PRODUCTS NON ELECTR	67 127	25 082	11 619	061 SUGAR AND HONEY	184 162	10 682	4 936
694 STL, COPPR NAILS, NUTS, ETC	143 743	120 688	55 902	062 SUGAR PREPS NON-COCOA	3 380	3 386	1 560
695 TOOLS	65 297	272 239	126 461	071 COFFEE AND SUBSTITUTES	564	605	286
696 CUTLERY	6 182	41 331	19 228	073 CHOCOLATE AND PRODUCTS	20 915	23 081	10 758
697 BASE MTL HOUSEHOLD EQUIP	96 031	98 588	45 917	075 SPICES	2 199	360	171
699 OTHER METAL MANUFACTURES	363 849	445 499	206 414	081 FEEDING STUFF FOR ANIMLS	137 287	4 919	2 388
703 INDUSTRIAL PLANT, CHAP 85	31	108	49	098 EDIBLE PRODUCTS, PREPS NES	49 550	16 615	7 671
711 STEAM BOILERS & AUX PLNT	6 449	7 788	3 629	111 NON-ALCOHL BEVERAGES NES	370 078	28 644	13 272
712 STEAM ENGINES, TURBINES	5 273	15 605	7 086	112 ALCOHOLIC BEVERAGES	27 437	13 119	6 167
713 INTRNL COMBUS PISTN ENGN	27 863	71 604	33 260	122 TOBACCO MFRS	719	560	261
714 ENGINES & MOTORS NES	4 413	31 351	14 559	211 HIDES, SKINS, UNRESSED	165 160	42 414	19 649
716 ROTATING ELECTRIC PLANT	99 690	258 909	120 069	212 FUR SKINS UNRESSED	92	168	77
718 OTH POWER GENERATG MACHY	13 058	135 806	62 442	222 SEEDS FOR 'SOFT' FIXED OIL	256 117	9 360	4 330
721 AGRIC MACHY, EXC TRACTORS	77 658	98 155	44 902	223 SEEDS FOR OTH FIXED OILS	1 868	1 506	697
722 TRACTORS NON-ROAD	48 238	58 108	26 775	232 NATURAL RUBBER, GUMS	749	203	89
723 CIVIL ENGINEER EQUIP ETC	115 414	140 100	64 834	233 RUBBER, SYNTHETIC RECLAIMD	29 775	1 955	894
724 TEXTILE, LEATHER MACHNRY	101 893	263 607	122 044	246 PULPWOOD, CHIPS, WOODWASTE	172 339	1 867	878
725 PAPER ETC MILL MACHINERY	54 576	128 435	59 957	247 OTH WOOD ROUGH, SQUARED	98 589	3 782	1 757
726 PRINTG, BKINDNG MACHY, PTS	85 993	224 834	104 892	248 WOOD SHAPED	2 912 865	164 911	77 126
727 FOOD MACHRY NON-DOMESTIC	14 993	46 703	21 738	251 PULP AND WASTE PAPER	211 755	17 831	8 283
728 OTH MACHY FOR SPCL INDUS	183 583	541 361	252 308	263 COTTON	15 420	1 593	739
736 MACHINE TOOLS FOR METAL	152 869	529 582	246 581	266 SYNTHETIC FIBRE TO SPIN	55 463	21 764	10 042
737 METALWORKING MACHNRY NES	23 143	65 136	30 150	267 OTHER MAN-MADE FIBRES	190 327	71 265	32 459
741 HEATING, COOLING EQUIPMNT	119 665	288 513	133 641	268 WOOL(EXC TOPS), ANML HAIR	1 716	532	242
742 PUMPS FOR LIQUIDS ETC	44 637	141 097	65 477	269 WASTE OF TEXTILE FABRICS	25 170	2 312	1 067
743 PUMPS NES, CENTRIFUGES ETC	84 652	253 201	117 556	271 FERTILIZERS, CRUDE	341	74	32
744 MECHANICAL HANDLING EQU	249 893	313 879	145 531	273 STONE, SAND AND GRAVEL	10 678 722	26 189	12 353
745 NONELEC MACHY, TOOLS NES	74 300	311 608	144 555	274 SULPHUR ETC	301	71	35
749 NONELEC MACH PTS, ACC NES	223 467	624 903	289 228	278 OTHER CRUDE MINERALS	4 101 684	66 297	30 793
751 OFFICE MACHINES	11 890	80 454	37 105	281 IRON ORE, CONCENTRATES	77 498	774	382
752 AUTOMATIC DATA PROC EQUIP	22 478	465 031	215 027	282 IRON AND STEEL SCRAP	76 760	4 307	1 997
759 OFFICE & ADP MCH PTS, ACC	6 857	146 585	67 951	287 BASE METAL ORES, CONC NES	3 408	759	370
761 TELEVISION RECEIVERS	43 085	139 872	65 286	288 NONFERR METAL SCRAP NES	341 822	57 425	26 423
762 RADIO BROADCAST RECEIVRS	3 332	35 661	16 507	289 PREC METAL ORE, WASTE NES	795	12 747	6 076
763 SOUND RECORDRS, PHONOGRPH	3 564	41 497	18 937	291 CRUDE ANIMAL MTRIALS NES	171 472	8 534	3 919



7 IMPORTS AND EXPORTS (SPECIAL TRADE) BY COUNTRIES OF PRODUCTION AND CONSUMPTION AND BY GROUPS OF THE SITC-REV. II 1986

GROUP DESCRIPTION	DT * 100 KG	1 000 DM	1 000 \$	GROUP DESCRIPTION	DT * 100 KG	1 000 DM	1 000 \$
292 CRUDE VEG MATERIALS NES	36 906	8 084	3 782	745 NONELEC MACHY, TOOLS NES	28 205	53 932	25 095
322 COAL, LIGNITE, PEAT	63 628	909	427	749 NONELEC MACH PTS, ACC NES	145 292	251 879	116 547
323 BRIQUETS, COKE, SEMI-COKE	49 438	1 222	569	751 OFFICE MACHINES	550	4 205	1 833
334 PETROLEUM PRODUCTS, REFIN	2 071 993	80 877	37 512	752 AUTOMATIC DATA PROC EQUIP	2 690	41 027	18 959
335 RESIDUAL PETRLM PROD NES	424 799	21 066	9 597	759 OFFICE & ADP MCH PTS, ACC	2 563	43 426	20 061
351 ELECTRIC ENERGY, MWH	4 748 450	546 035	252 987	761 TELEVISION RECEIVERS	37 623	122 940	57 001
411 ANIMAL OILS AND FATS	241 599	13 089	5 951	762 RADIO BROADCAST RECEIVRS	10 629	56 110	25 724
423 FIXED VEG OILS, SOFT	612	105	52	763 SOUND RECORDRS, PHONOGRPH	8 159	86 395	40 872
424 FIXED VEG OIL NONSOFT	766	537	245	764 TELECOM EQPT, PTS, ACC NES	25 218	288 565	134 371
431 PROCESO ANML VEG OIL, ETC	27 894	1 359	622	771 ELECTRIC POWER MACHY NES	27 441	121 601	56 574
511 HYDROCARBONS NES, DERIVS	225 914	13 397	6 257	772 SWITCHGEAR ETC & PTS NES	30 152	249 542	115 144
512 ALCOHOLS, PHENOLS, ETC	11 918	2 304	1 057	773 ELECTR DISTRIBUTING MACH	129 022	157 245	72 932
513 ORGANIC ACIDS, ETC	158 287	39 061	18 003	774 ELECTRO-MEDCL, XRAY EQUIP	1 267	34 281	15 844
514 NITROGEN-FUNCTN COMPOUNDS	515 570	71 417	32 706	775 HOUSEHOLD TYPE EQUIP NES	174 733	186 367	86 363
515 ORG-INORG COMPOUNDS ETC	31 828	11 329	5 274	776 TRANSISTORS, VALVES, ETC	19 486	308 366	142 586
516 OTHER ORGANIC CHEMICALS	40 845	2 841	1 315	778 ELECTRICAL MACHINERY NES	152 862	219 461	101 726
522 INORG ELEMNTS, OXIDES, ETC	881 362	43 144	19 866	781 PASS MOTOR VEH EXC BUSES	91 115	160 459	74 491
523 OTHR INORGANIC CHEMICALS	382 807	37 289	17 118	782 LORRIES, SPCL MTR VEH NES	114 881	131 266	61 850
524 RADIOACTIVE ETC MATERIAL	4 921	5 122	2 343	783 ROAD MOTOR VEHICLES NES	18 511	26 542	12 315
531 SYNT DYE, NAT INDOG, LAKES	281	578	276	784 MOTOR VEHCL PTS, ACC NES	422 347	507 928	235 343
533 PIGMENTS, PAINTS, ETC	360 979	36 978	17 210	785 MOTOR & OTHER CYCLES ETC	15 386	30 930	14 877
541 MEDICINAL ETC PRODUCTS	41 059	217 788	99 874	786 VEH NES NONMOTR, TRAILERS	162 010	78 566	35 811
551 ESSENTIAL OIL, PERFUME, ETC	3 602	3 398	1 581	791 RAILWAY VEHICLES	9 389	26 093	11 679
552 PERFUMERY, COSMETICS, ETC	15 204	10 251	4 769	792 AIRCRAFT	1 495	8 137	3 791
554 SOAPS, CLEANING ETC PREPS	79 407	16 702	7 782	793 SHIPS AND BOATS	2 003	3 491	1 561
562 FERTILIZERS MANUFACTURED	4 162 923	136 792	63 339	812 PLUMB, HEATING, LIGHTNG EQU	226 357	140 450	65 007
572 EXPLOSIVES, PYROTECH PROD	120	438	207	821 FURNITURE	299 110	288 629	133 600
582 PROD OF CONDENSATION ETC	632 498	114 038	52 601	831 TRAVEL GOODS, HANDBAGS	4 503	7 566	3 481
583 PROD OF POLYMERIZING ETC	1 063 046	250 288	115 449	842 MENS OUTERWEAR NOT KNIT	14 803	102 715	47 963
584 CELLULOSE DERIVATIVES ETC	5 164	2 191	1 003	843 WOMENS OUTERWEAR NONKNIT	24 408	259 039	119 912
585 PLASTIC MATERIALS NES	16 054	4 235	1 946	844 UNDERWEAR NOT KNIT	4 276	29 063	13 448
591 PESTICIDES, DISINFECTANTS	8 390	6 095	2 755	845 OUTERWEAR KNIT NONELASTC	12 448	129 092	59 985
592 STARCH, INULIN, GLUTEN, ETC	6 079	1 827	847	846 UNDERWEAR KNITTED	5 685	49 756	23 052
598 MISC CHEMICAL PRODS NES	327 543	49 921	23 251	847 TITL CLTHNG ACCESSRYS NES	2 398	18 068	8 313
611 LEATHER	16 784	98 068	45 263	848 HEADGEAR, NONTITL CLOTHNG	17 570	68 796	31 958
612 LEATHER ETC MANUFACTURES	26 760	52 087	24 195	851 FOOTWEAR	50 454	317 659	147 499
613 FUR SKINS TANNED, DRESSED	209	1 944	876	851 OPTICAL INSTRUMENTS	232	7 793	3 601
621 MATERIALS OF RUBBER	171 963	72 415	33 458	872 MEDICAL INSTRUMENTS NES	769	13 500	6 295
625 RUBBER TYRES, TUBES	199 522	116 392	54 124	873 METERS & COUNTERS NES	782	1 768	812
628 RUBBER ARTICLES NES	34 972	43 723	20 361	874 MEASURING, CONTROLLNG INSTR	17 412	179 883	83 512
634 VENEERS, PLYWOOD, ETC	2 853 795	194 816	89 904	881 PHOTO APPAR & EQUIPT NES	2 835	11 528	5 329
635 WOOD MANUFACTURES NES	402 761	126 489	59 230	882 PHOTO, CINEMA SUPPLIES	222	17 188	8 024
641 PAPER AND PAPERBOARD	4 744 166	662 787	305 949	883 DEVELOPED CINEMA FILM	21	551	259
642 ARTICLES OF PAPER ETC	1 072 593	256 082	118 343	884 OPTICAL GOODS NES	1 693	107 313	49 572
651 TEXTILE YARN AND THREAD	163 726	159 337	73 488	885 WATCHES AND CLOCKS	137	2 871	1 331
652 COTTON FABRICS, WOVEN	38 838	136 480	63 227	892 PRINTED MATTER	293 628	196 315	91 397
653 WOVN MAN-MADE FIB FABRIC	45 027	121 497	56 015	893 ARTICLES OF PLASTIC NES	254 388	209 165	96 622
654 OTH WOVEN TEXTILE FABRIC	16 198	54 265	25 038	894 TOYS, SPORTING GOODS, ETC	53 334	177 984	83 522
655 KNIT ETC FABRICS	30 195	71 886	33 311	895 OFFICE SUPPLIES NES	21 078	25 449	11 787
656 LACE, RIBBONS, TULLE, ETC	10 163	101 580	47 165	896 WORKS OF ART ETC	1 410	30 400	14 143
657 SPECIAL TEXTILE ETC PROD	42 587	54 249	25 151	897 GOLD, SILVER WARE, JEWELRY	633	31 752	14 778
658 TEXTILE ARTICLES NES	25 849	54 624	25 246	898 MUSICAL INSTRUMENTS, PTS	9 474	45 773	21 364
659 FLOOR COVERINGS ETC	56 708	46 044	21 337	899 OTHER MANUFACTURED GOODS	6 330	34 072	15 802
661 CEMENT ETC BUILDING PROD	770 957	27 172	12 836	941 ZOO ANIMALS, PETS	173	250	113
662 CLAY, REFRACTORY BLDG PRD	587 041	56 205	26 400	951 WAR FIREARMS, AMMUNITION	1 083	4 279	1 984
663 OTH NONMETAL MINERAL MFS	1 066 012	159 720	74 028	961 COIN NONGOLD, NONCURRENT	414	14 494	6 771
664 GLASS	164 043	25 351	11 926	971 GOLD, NON MONETARY NES	50	12 198	5 699
665 GLASSWARE	303 842	99 496	46 153	972 GOLD COIN		4 443	2 056
666 POTTERY	2 807	4 908	2 285				
667 PEARL, PREC-, SEMI-P STONE	2	5 426	2 553	EXPORTS	80 767 538	28 118 543	13 030 270
671 PIG IRON ETC	19 008	17 980	8 278	001 LIVE ANIMALS	2 038	3 747	1 719
672 IRON, STL PRIMARY FORMS	1 790 340	142 149	64 899	011 MEAT FRESH, CHILLD, FROZEN	20 820	5 226	2 441
673 IRON AND STEEL SHAPES	1 055 159	179 411	82 122	012 MEAT DRIED, SALTED, SMOKED	56	73	33
674 IRN, STL UNIV, PLATE, SHEET	3 935 983	452 538	208 156	014 MEAT PREPD, PRSVD, NES ETC	707	868	406
675 IRON, STEEL HOOP, STRIP	672 159	97 142	44 806	022 MILK AND CREAM	49 643	2 758	1 269
676 RAILWAY RAILS ETC IRN, STL	17 406	2 487	1 171	024 CHEESE AND CURD	79 971	49 381	22 799
677 IRN, STL WIRE EXCL W ROD	246 861	43 464	20 096	025 EGGS, BIRDS, FRESH, PRSRVD	30 882	7 886	3 639
678 IRON, STL TUBES, PIPES, ETC	609 809	141 941	65 379	034 FISH FRESH, CHILLED, FROZN	27 494	17 798	8 144
679 IRN, STL CASTINGS UNWORKE	30 931	10 539	5 067	035 FISH SALTED, DRIED, SMOKED	1 545	1 748	818
681 SILVER, PLATINUM, ETC	144	10 088	4 669	036 SHELL FISH FRESH, FROZEN	925	1 860	855
682 COPPER EXC CEMENT COPPER	143 146	78 144	36 389	037 FISH ETC PREPD PRSVD NES	58 423	32 322	15 023
683 NICKEL	2 888	5 603	2 536	041 WHEAT ETC UNMILLED	1 591	265	120
684 ALUMINIUM	499 375	268 682	124 001	042 RICE	82 361	8 527	3 909
685 LEAD	3 417	273	136	043 BARLEY UNMILLED	8 449	571	284
686 ZINC	3 274	1 863	856	044 MAIZE UNMILLED	850	116	51
687 TIN	46	156	68	045 CEREALS NES UNMILLED	3 500	330	147
689 NON-FER BASE METALS NES	13 879	40 223	18 518	046 CEREAL ETC PREPARATIONS	269 135	95 705	44 564
691 STRUCTURES AND PARTS NES	432 173	148 968	69 588	054 VEG ETC FRSH, SMPLY PRSVD	90 619	24 499	11 103
692 METAL TANKS, BOXES, ETC	84 241	43 972	20 173	056 VEGTBLES ETC PRSVD, PREPD	22 205	10 630	4 923
693 WIRE PRODUCTS NON ELECTR	58 994	17 837	8 241	057 FRUIT, NUTS, FRESH, DRIED	50 518	13 477	6 261
694 STL, COPPR NAILS, NUTS, ETC	57 791	27 786	12 849	058 FRUIT PRESERVED, PREPARED	39 108	14 015	6 499
695 TOOLS	27 217	117 951	54 485	061 SUGAR AND HONEY	31 334	6 610	3 056
696 CUTLERY	402	2 015	942	062 SUGAR PREPS NON-COCOA	60 803	30 876	14 336
697 BASE MTL HOUSEHOLD EQUIP	53 633	33 834	15 740	071 COFFEE AND SUBSTITUTES	58 857	45 329	30 104
699 OTHER METAL MANUFACTURES	348 734	326 287	150 879	072 COCOA	38 214	32 482	15 091
711 STEAM BOILERS & AUX PLNT	3 784	1 575	740	073 CHOCOLATE AND PRODUCTS	147 463	91 041	42 154
712 STEAM ENGINES, TURBINES	3 644	14 084	6 895	074 TEA AND MATE	4 723	4 940	2 296
713 INTRNL COMBUS PISTN ENGN	495 961	1 119 740	519 643	075 SPICES	4 830	2 483	1 148
714 ENGINES & MOTORS NES	851	10 263	4 869	081 FEEDING STUFF FOR ANIMLS	4 542 107	258 395	119 649
716 ROTATING ELECTRIC PLANT	162 224	139 961	64 833	091 MARGARINE AND SHORTENING	18 101	3 737	1 714
718 OTH POWER GENERATG MACHY	7 489	24 648	11 879	098 EDIBLE PRODCTS, PREPS NES	110 631	63 617	29 374
721 AGRIC MACHY, EXC TRACTORS	72 553	72 209	33 068	111 NON-ALCOHL BEVERAGES NES	65 531	7 521	3 510
722 TRACTORS NON-ROAD	23 857	26 808	12 487	112 ALCOHOLIC BEVERAGES	220 584	26 203	12 144
723 CIVIL ENGINEERG EQUIP ETC	82 100	93 785	43 579	121 TOBACCO UNMNFCTRD, REFUSE	2 089	2 218	1 030
724 TEXTILE, LEATHER MACHNRY	31 559	39 060	18 068	122 TOBACCO MFRS	3 503	7 335	3 377
725 PAPER ETC MILL MACHINERY	20 785	38 262	17 853	111 HIDES, SKINS, UNDRESSED	199 166	80 773	37 561
726 PRNTG, BKBINDG MACHY, PTS	18 163	36 959	16 898	122 FUR SKINS UNDRESSED	28	527	249
727 FOOD MACHRY NON-DOMESTIC	6 361	20 199	9 415	212 SEEDS FOR SOFT/FIXED OIL	35 219	7 106	3 322
728 OTH MACHY FOR SPCL INDUS	147 064	283 462	132 238	222 SEEDS FOR OTH FIXED OILS	6 429	1 561	723
736 MACHINE TOOLS FOR METAL	54 723	127 845	59 383	232 NATURAL RUBBER, GUMS	9 825	2 297	1 060
737 METALWORKING MACHNRY NES	41 669	39 713	18 553	233 RUBBER, SYNTHETIC, RECLAIMD	119 159	26 127	11 985
741 HEATING, COOLING EQUIPMNT	93 786	125 217	58 079	244 CORK RAW AND WASTE	556	109	50
742 PUMPS FOR LIQUIDS ETC	20 793	37 573	17 390	245 FUEL WOOD NES, CHARCOAL	22 714	544	246
743 PUMPS NES, CENTRIFUGES ETC	104 465	125 373	57 972	246 PULPWOOD, CHIPS, WOODWASTE	4 118 852	47 455	22 084
744 MECHANICAL HANDLING EQU	134 945	125 862	58 733				



## 7 IMPORTS AND EXPORTS (SPECIAL TRADE) BY COUNTRIES OF PRODUCTION AND CONSUMPTION AND BY GROUPS OF THE SITC-REV. II 1986

GROUP DESCRIPTION	DT = 100 KG	1 000 DM	1 000 \$	GROUP DESCRIPTION	DT = 100 KG	1 000 DM	1 000 \$
247 OTH WOOD ROUGH, SQUARED	5 089 745	103 033	47 666	697 BASE MTL HOUSEHOLD EQUIP	157 969	165 118	76 865
248 WOOD SHAPED	718 173	67 543	31 061	699 OTHER METAL MANUFACTURES	414 776	425 684	197 164
251 PULP AND WASTE PAPER	3 146 959	61 787	28 582	700 INDUSTRIAL PLANT, CHAP 84	3 217	5 534	2 533
263 COTTON	27 407	9 926	4 538	703 INDUSTRIAL PLANT, CHAP 85	99	782	375
265 VEG-FIBRE, EXCL COTN JUTE	1 777	394	189	711 STEAM BOILERS & AUX PLNT	10 208	13 230	6 134
266 SYNTHETIC FIBRE TO SPIN	76 415	38 351	17 673	712 STEAM ENGINES, TURBINES	3 602	15 095	7 114
267 OTHER MAN-MADE FIBRES	21 342	11 299	5 163	713 INTRNL COMBUS PISTN ENGN	547 529	449 739	208 444
268 WOOL(EXC TOPS), ANML HAIR	14 065	11 414	5 210	714 ENGINES & MOTORS NES	1 396	17 568	8 191
269 WASTE OF TEXTILE FABRICS	6 467	1 353	623	716 ROTATING ELECTRIC PLANT	63 644	120 598	56 091
271 FERTILIZERS, CRUDE	41 307	684	315	718 OTH POWER GENERATG MACHY	24 520	59 468	27 489
273 STONE, SAND AND GRAVEL	4 195 052	16 813	7 821	721 AGRIC MACHY, EXC TRACTORS	137 953	140 802	64 359
274 SULPHUR ETC	322 647	12 601	5 823	722 TRACTORS NON-ROAD	62 752	71 979	33 562
277 NATURAL ABRASIVES NES	9 997	11 444	5 246	723 CIVIL ENGINEERG EQUIP ETC	203 533	193 761	90 122
278 OTHER CRUDE MINERALS	1 828 502	35 205	16 274	724 TEXTILE, LEATHER MACHNRY	58 271	185 712	86 522
281 IRON ORE, CONCENTRATES	13 088	291	136	725 PAPER ETC MILL MACHINERY	31 107	84 849	39 901
282 IRON AND STEEL SCRAP	517 576	10 364	4 694	726 PRINTG, SKBNDG MACHY, PTS	29 891	118 082	54 709
287 BASE METAL ORES, CONC NES	1 157 930	58 563	27 177	727 FOOD MACHRY NON-DOMESTIC	12 893	49 350	23 135
288 NONFERR METAL SCRAP NES	231 059	39 467	18 201	728 OTH MACHY FOR SPCL INDUS	208 158	492 910	228 527
291 CRUDE ANIMAL MTRIALS NES	88 077	31 600	14 619	736 MACHINE TOOLS FOR METAL	117 983	440 993	208 131
292 CRUDE VEG MATERIALS NES	73 384	59 606	27 534	737 METALWORKING MACHNRY NES	62 710	77 351	35 436
322 COAL, LIGNITE, PEAT	1 299 608	26 971	12 452	741 HEATING, COOLING EQUIPMNT	137 719	279 884	130 270
323 BRIQUETS, COKE, SEMI-COKE	4 557 173	136 032	62 482	742 PUMPS FOR LIQUIDS ETC	49 559	214 515	99 202
334 PETROLEUM PRODUCTS, REFIN	6 769 952	273 987	124 899	743 PUMPS NES, CENTRIFUGES ETC	119 078	262 651	121 845
335 RESIDUAL PETRLM PROD NES	2 010 852	67 576	31 465	744 MECHANICAL HANDLING EQU	216 862	292 856	136 158
351 ELECTRIC ENERGY, MWH	1 851 342	127 456	57 761	745 NONELEC MACHY, TOOLS NES	82 116	253 996	118 568
417 ANIMAL OILS AND FATS	4 736	926	429	749 NONELEC MACH PTS, ACC NES	322 304	687 892	318 490
423 FIXED VEG OILS, SOFT	291 242	32 122	14 582	751 OFFICE MACHINES	8 003	57 141	26 573
424 FIXED VEG OIL NONSOFT	53 475	8 908	4 098	752 AUTOMTIC DATA PROC EQUIP	17 064	347 139	161 303
431 PROCESD ANML VEG OIL, ETC	153 978	23 684	10 912	759 OFFICE & ADP MCH PTS, ACC	8 088	295 447	137 278
511 HYDROCARBONS NES, DERIVS	1 120 978	107 215	48 912	761 TELEVISION RECEIVERS	35 561	101 986	48 064
512 ALCOHOLS, PHENOLS, ETC	351 671	48 472	22 523	762 RADIO BROADCAST RECEIVRS	6 044	34 183	16 004
513 ORGANIC ACIDS, ETC	192 612	51 635	23 651	763 SOUND RECORDRS, PHONOGRPH	10 340	100 013	46 539
514 NITROGEN-FUNCTN COMPOUNDS	66 554	40 054	18 452	764 TELECOM EQPT, PTS, ACC NES	55 455	374 750	173 419
515 ORG-INORG COMPOUNDS ETC	50 149	44 718	20 571	771 ELECTRIC POWER MACHY NES	44 040	107 843	50 254
516 OTHER ORGANIC CHEMICALS	259 158	39 090	18 191	772 SWITCHGEAR ETC & PTS NES	109 693	593 737	275 167
522 INORG ELEMNTS, OXIDES, ETC	1 784 076	140 890	64 763	773 ELECTR DISTRIBUTING MACH	137 284	153 200	70 883
523 OTHR INORGANIC CHEMICALS	450 783	77 789	35 814	774 ELECTRO-MEDCL, XRAY EQUIP	3 177	67 363	31 322
524 RADIOACTIVE ETC MATERIAL	224	9 229	4 284	775 HOUSEHOLD TYPE EQUIP NES	306 146	393 762	183 264
531 SYNT DYE, NAT INDOG, LAKES	43 380	62 981	29 093	776 TRANSISTORS, VALVES, ETC	45 196	291 403	134 855
532 DYES NES, TANNING PRODS	17 160	3 898	1 803	778 ELECTRICAL MACHINERY NES	111 124	364 251	168 966
533 PIGMENTS, PAINTS, ETC	495 689	206 835	95 857	781 PASS MOTOR VEH EXC BUSES	1 232 030	2 074 032	963 804
541 MEDICINAL ETC PRODUCTS	66 891	470 007	217 096	782 LORRIES, SPCL MTR VEH NES	317 821	384 594	178 748
551 ESSENTIAL OIL, PERFUME, ETC	6 575	18 855	8 689	783 ROAD MOTOR VEHICLES NES	74 681	145 320	66 778
553 PERFUMERY, COSMETICS, ETC	82 154	103 994	48 218	784 MOTOR VEHCL PTS, ACC NES	701 986	907 130	420 114
554 SOAPS, CLEANING ETC PREPS	494 076	130 472	60 144	785 MOTOR & OTHER CYCLES ETC	45 286	62 230	28 248
562 FERTILIZERS MANUFACTURED	2 254 455	72 065	32 844	786 VEH NES NONMOTR, TRAILERS	198 654	126 522	58 436
572 EXPLOSIVES, PYROTECH PROD	7 565	14 479	7 014	791 RAILWAY VEHICLES	50 718	42 832	20 007
582 PROD OF CONDENSATION ETC	779 727	317 541	146 517	792 AIRCRAFT	531	25 312	11 451
583 PROD OF POLYMERIZING ETC	1 665 779	537 730	248 676	793 SHIPS AND BOATS	43 590	12 719	5 990
584 CELLULOSE DERIVATIVES ETC	43 485	41 227	19 076	812 PLUMB, HEATING, LGHTNG EQU	138 873	151 093	70 496
585 PLASTIC MATERIALS NES	10 355	10 667	4 937	821 FURNITURE	1 046 576	661 952	307 632
591 PESTICIDES, DISINFECTANTS	40 478	34 043	15 458	831 TRAVEL GOODS, HANDBAGS	18 981	64 145	29 798
592 STARCH, INULIN, GLUTEN, ETC	81 698	29 548	13 672	842 MENS OUTERWEAR NOT KNIT	20 885	183 274	85 278
598 MISC CHEMICAL PRODS NES	1 401 249	304 760	140 793	843 WOMENS OUTERWEAR NONKNIT	44 073	526 234	242 856
605 INDUSTRIAL PLANT, CHAP 73	826	1 256	603	844 UNDERWEAR NOT KNIT	2 490	27 010	12 509
611 LEATHER	22 485	78 548	36 156	845 UNDERWEAR KNIT NONELASTC	25 984	256 712	118 950
612 LEATHER ETC MANUFACTURES	21 385	43 725	20 214	846 UNDERWEAR KNITTED	14 682	102 977	47 765
613 FUR SKINS TANNED, DRESSED	1 214	14 484	6 652	847 TXTL CLTHNG ACCESSRYS NES	7 914	46 730	21 697
621 MATERIALS OF RUBBER	131 016	73 774	34 148	848 HEADGEAR, NONTXTL CLOTHNG	11 258	149 317	70 253
625 RUBBER TYRES, TUBES	180 172	123 494	56 880	851 FOOTWEAR	36 516	194 126	89 625
628 RUBBER ARTICLES NES	36 554	71 736	33 252	871 OPTICAL INSTRUMENTS	1 221	25 376	11 970
633 CORK MANUFACTURES	2 888	3 546	1 643	872 MEDICAL INSTRUMENTS NES	20 979	114 451	53 299
634 VENEERS, PLYWOOD, ETC	531 476	86 976	40 184	873 METERS & COUNTERS NES	4 687	21 940	10 146
635 WOOD MANUFACTURES NES	235 705	103 825	48 436	874 MEASURING, CONTROLING INSTR	33 894	435 535	202 853
641 PAPER AND PAPERBOARD	1 333 324	301 769	139 471	881 PHOTO APPAR & EQUIPT NES	6 689	47 449	22 098
642 ARTICLES OF PAPER ETC	562 999	236 945	109 725	882 PHOTO, CINEMA SUPPLIES	35 540	74 108	34 243
651 TEXTILE YARN AND THREAD	262 147	338 534	155 955	883 DEVELOPED CINEMA FILM	261	2 774	1 277
652 COTTON FABRICS, WOVEN	63 096	174 676	80 829	884 OPTICAL GOODS NES	3 675	191 416	88 756
653 WOVN MAN-MADE FIB FABRIC	72 647	189 472	87 453	885 WATCHES AND CLOCKS	4 529	42 822	19 932
654 OTH WOVEN TEXTILE FABRIC	35 699	78 466	36 370	892 PRINTED MATTER	710 400	666 599	309 569
655 KNIT ETC FABRICS	45 373	124 781	57 608	893 ARTICLES OF PLASTIC NES	419 393	416 076	192 690
656 LACE, RIBBONS, TULLE, ETC	9 471	38 706	17 900	894 TOYS, SPORTING GOODS, ETC	94 730	154 764	72 034
657 SPECIAL TEXTILE ETC PROD	89 218	157 565	72 735	895 OFFICE SUPPLIES NES	10 433	39 607	18 328
658 TEXTILE ARTICLES NES	34 639	91 742	42 836	896 WORKS OF ART ETC	1 178	40 701	19 045
659 FLOOR COVERINGS ETC	76 194	91 026	42 235	897 GOLD, SILVER WARE, JEWELRY	850	138 493	64 892
661 CEMENT ETC BUILDING PROD	306 656	27 588	12 863	898 MEDICAL INSTRUMENTS, PTS	36 140	171 600	79 740
662 CLAY, REFRACTORY BLOC PROD	1 282 148	109 443	50 783	899 OTHER MANUFACTURED GOODS	68 784	103 418	48 026
663 OTH NONMETAL MINERAL MFS	1 047 522	150 049	69 578	941 ZOO ANIMALS, PETS	368	1 809	834
664 GLASS	612 652	146 468	68 166	951 WAR FIREARMS, AMMUNITION	910	8 741	4 104
665 GLASSWARE	206 502	76 337	35 379	961 COIN NONGOLD, NONCURRENT	3	713	330
666 POTTERY	47 591	56 724	26 432	971 GOLD, NON MONETARY NES	14	20 465	9 438
667 PEARL, PREC., SEMI-P STONE	123	13 288	6 180	972 GOLD COIN	15	39 777	18 062
671 PIG IRON ETC	190 233	26 342	12 039				
672 IRON, STL PRIMARY FORMS	506 605	45 725	21 032	ANDORRA			
673 IRON AND STEEL SHAPES	1 074 678	131 911	60 733				
674 IRN, STL UNIV, PLATE, SHEET	1 224 443	180 410	83 073	IMPORTS	369	4 876	2 213
675 IRON, STEEL HOOP, STRIP	606 105	102 831	47 412				
676 RAILWY RAILS ETC IRN, STL	16 709	3 693	1 712	523 OTHR INORGANIC CHEMICALS	93	126	59
677 IRN, STL WIRE EXCL W ROD	124 367	29 569	13 644	667 PEARL, PREC., SEMI-P STONE		255	114
678 IRON, STL TUBES, PIPES, ETC	1 039 249	244 972	112 679	772 SWITCHGEAR ETC & PTS NES	109	3 962	1 795
679 IRN, STL CASTINGS UNWORKE	167 922	47 621	22 103	882 PHOTO, CINEMA SUPPLIES		82	40
681 SILVER, PLATINUM, ETC	1 010	38 294	17 357	897 GOLD, SILVER WARE, JEWELRY	4	187	84
682 COPPER EXC CEMENT COPPER	449 243	238 011	109 581				
683 NICKEL	6 196	14 073	6 421	EXPORTS	26 914	51 645	24 047
684 ALUMINIUM	722 948	305 052	141 757				
685 LEAD	170 457	20 352	9 392	014 MEAT PREPD, PRSVD, NES ETC	152	126	60
686 ZINC	77 474	17 650	8 125	024 CHEESE AND CURD	762	390	183
687 TIN	4 476	8 176	3 725	037 FISH ETC PREPD PRSVD NES	63	116	55
689 NON-FER BASE METALS NES	6 707	10 451	4 791	048 CEREAL ETC PREPARATIONS	689	295	140
691 STRUCTURES AND PARTS NES	359 288	162 851	76 009	062 SUGAR PREPS NON-COCCA	248	135	65
692 METAL TANKS, BOXES, ETC	157 749	85 434	39 529	073 CHOCOLATE AND PRODUCTS	423	370	167
693 WIRE PRODUCTS NON ELECTR	160 919	37 934	17 563	112 ALCOHOLIC BEVERAGES	1 459	447	204
694 STL, COPPR NAILS, NUTS, ETC	147 809	104 867	48 573	121 TOBACCO UNMNFCTRD, REFUSE	2 503	2 618	1 186
695 TOOLS	64 177	211 145	97 724	122 TOBACCO MFRS	2 045	5 916	2 754
696 CUTLERY	7 170	35 710	16 580	912 ALCOHOLS, PHENOLS, ETC	130	84	37



## 7 IMPORTS AND EXPORTS (SPECIAL TRADE) BY COUNTRIES OF PRODUCTION AND CONSUMPTION AND BY GROUPS OF THE SITC-REV. II 1986

GROUP DESCRIPTION	DT * 100 KG	1 000 DM	1 000 \$	GROUP DESCRIPTION	DT * 100 KG	1 000 DM	1 000 \$
515 ORG-INORG COMPOUNDS ETC	5	168	74	VATICAN CITY			
541 MEDICINAL ETC PRODUCTS	55	521	234				
572 EXPLOSIVES, PYROTECH PROD	8	67	30	IMPORTS	59	1 937	926
583 PROD OF POLYMERIZING ETC	254	126	59				
613 FUR SKINS TANNED, DRESSED		100	46	896 WORKS OF ART ETC	21	1 251	596
641 PAPER AND PAPERBOARD	147	109	49				
642 ARTICLES OF PAPER ETC	4 419	2 498	1 163	EXPORTS	13 361	5 550	2 624
651 TEXTILE YARN AND THREAD	42	109	52				
658 TEXTILE ARTICLES NES	177	258	119	024 CHEESE AND CURD	601	309	144
659 FLOOR COVERINGS ETC	104	271	129	061 SUGAR AND HONEY	11 850	680	297
665 GLASSWARE	237	363	168	122 TOBACCO MFRS	30	84	39
666 POTTERY	58	176	85	541 MEDICINAL ETC PRODUCTS		167	77
667 PEARL, PREC-, SEMI-P STONE		618	292	684 ALUMINIUM	13	69	34
678 IRON, STL TUBES, PIPES, ETC	656	118	53	763 SOUND RECORDRS, PHONOGRPH	2	67	30
684 ALUMINIUM	1 729	822	368	764 TELECOM EQPT, PTS, ACC NES	225	1 871	931
695 TOOLS	43	183	83	781 PASS MOTOR VEH EXC BUSES	36	1 029	461
696 CUTLERY	98	965	443	892 PRINTED MATTER	7	90	40
697 BASE MTL HOUSEHOLD EQUIP	142	307	141	896 WORKS OF ART ETC	4	154	77
699 OTHER METAL MANUFACTURES	58	73	33	898 MUSICAL INSTRUMENTS, PTS	50	311	152
713 INTRNL COMBUS PISTN ENGN	32	84	37				
724 TEXTILE, LEATHER MACHNRY	2	87	40	MALTA			
726 PRINTG, BKBINDG MACHY, PTS	67	204	99	IMPORTS	62 953	384 440	178 001
728 OTH MACHY FOR SPCL INDUS	51	388	183				
744 MECHANICAL HANDLING EQU	60	147	69	058 FRUIT PRESERVED, PREPARED	2 336	480	220
745 NONELEC MACHY, TOOLS NES	125	250	112	288 NONFERR METAL SCRAP NES	2 607	315	142
749 NONELEC MACH PTS, ACC NES	55	136	65	514 NITROGEN-FNCTN COMPOUNDS	10	214	94
751 OFFICE MACHINES	27	232	111	541 MEDICINAL ETC PRODUCTS	463	1 816	844
761 TELEVISION RECEIVERS	189	720	331	553 PERFUMERY, COSMETICS, ETC	828	620	290
762 RADIO BROADCAST RECEIVRS	331	2 384	1 116	584 CELLULOSE DERIVATIVES ETC	32	109	51
763 SOUND RECORDRS PHONOGRPH	94	988	453	598 MISC CHEMICAL PRODS NES	1	70	34
764 TELECOM EQPT, PTS, ACC NES	62	372	174	611 LEATHER	4	65	31
771 ELECTRIC POWER MACHY NES	19	72	34	612 LEATHER ETC MANUFACTURES	2 038	31 348	14 536
772 SWITCHGEAR ETC & PTS NES	14	437	197	613 FUR SKINS TANNED, DRESSED	21	215	101
775 HOUSEHOLD TYPE EQUIP NES	361	1 328	632	625 RUBBER TYRES, TUBES	199	204	100
776 TRANSISTORS, VALVES, ETC	5	471	219	628 RUBBER ARTICLES NES	477	8 637	3 998
778 ELECTRICAL MACHINERY NES	70	248	111	655 KNIT ETC FABRICS	1 305	1 531	710
781 PASS MOTOR VEH EXC BUSES	2 935	8 507	3 975	657 SPECIAL TEXTILE ETC PROD	51	181	87
782 LORRIES, SPCL MTR VEH NES	1 143	960	456	658 TEXTILE ARTICLES NES	51	247	110
783 ROAD MOTOR VEHICLES NES	559	756	373	663 OTH NONMETAL MINERAL MFS	304	343	158
784 MOTOR VEHCL PTS, ACC NES	457	1 355	628	694 STL, COPPR NAILS, NUTS, ETC		108	52
785 MOTOR & OTHER CYCLES ETC	69	279	124	695 TOOLS	86	1 248	577
812 PLUMBG, HEATNG, LGHTNG EQU	18	126	56	699 OTHER METAL MANUFACTURES	1 746	2 436	1 121
821 FURNITURE	195	405	195	714 ENGINES & MOTORS NES	24	2 290	1 086
831 TRAVEL GOODS, HANDBAGS	21	109	49	716 ROTATING ELECTRIC PLANT	4	120	59
842 MENS OUTERWEAR NOT KNIT	10	172	84	724 TEXTILE, LEATHER MACHNRY	129	164	76
843 WOMENS OUTERWEAR NONKNIT	17	1 047	499	728 OTH MACHY FOR SPCL INDUS	161	142	65
845 OUTERWEAR KNIT NONELASTC	13	369	180	736 MACHINE TOOLS FOR METAL	6	102	44
847 TXTL CLTHNG ACCESSRYS NES	16	307	139	741 HEATING, COOLING EQUIPMNT	19	143	69
848 HEADGEAR, NONTXTL CLOTHNG	19	1 485	716	742 PUMPS FOR LIQUIDS ETC	2	273	129
851 FOOTWEAR	21	126	57	743 PUMPS NES, CENTRIFUGES ETC	4	396	180
871 OPTICAL INSTRUMENTS	1	227	102	745 NONELEC MACHY, TOOLS NES	41	334	157
872 MEDICAL INSTRUMENTS NES	8	361	166	749 NONELEC MACH PTS, ACC NES	70	2 274	1 019
874 MEASURNG, CONTROLNG INSTR	11	301	141	764 TELECOM EQPT, PTS, ACC NES	16	76	35
881 PHOTO APPAR & EQUIPT NES	116	693	329	771 ELECTRIC POWER MACHY NES	155	2 858	1 325
884 OPTICAL GOODS NES		129	56	772 SWITCHGEAR ETC & PTS NES	732	5 359	2 487
885 WATCHES AND CLOCKS	142	1 106	524	776 TRANSISTORS VALVES, ETC	743	25 108	11 688
892 PRINTED MATTER	37	78	35	784 MOTOR VEHCL PTS, ACC NES	88	437	204
893 ARTICLES OF PLASTIC NES	235	369	172	793 SHIPS AND BOATS	60	170	79
894 TOYS, SPORTING GOODS, ETC	214	1 648	769	821 FURNITURE	152	120	54
895 OFFICE SUPPLIES NES	60	840	394	831 TRAVEL GOODS, HANDBAGS	157	837	387
897 GOLD, SILVER WARE, JEWELRY	11	525	247	842 MENS OUTERWEAR NOT KNIT	16 635	88 058	40 746
898 MUSICAL INSTRUMENTS, PTS	134	527	251	843 WOMENS OUTERWEAR NONKNIT	13 107	73 333	33 854
899 OTHER MANUFACTURED GOODS	152	442	204	844 UNDERWEAR NOT KNIT	133	1 312	611
951 WAR FIREARMS, AMMUNITION	8	81	38	845 OUTERWEAR KNIT NONELASTC	2 846	15 588	7 242
961 COIN, NONGOLD, NONCURRENT	2	101	43	846 UNDERWEAR KNITTED	72	431	205
971 GOLD, NON MONETARY NES		92	44	847 TXTL CLTHNG ACCESSRYS NES	660	3 124	1 455
				848 HEADGEAR, NONTXTL CLOTHNG	326	9 041	4 227
GIBRALTAR				851 FOOTWEAR	540	2 292	1 028
IMPORTS	10 599	1 056	484	872 MEDICAL INSTRUMENTS NES	406	862	416
334 PETROLEUM PRODUCTS, REFIN	9 995	406	199	874 MEASURNG, CONTROLNG INSTR	29	551	266
692 METAL TANKS, BOXES, ETC	476	543	240	884 OPTICAL GOODS NES	1 055	57 860	26 750
EXPORTS	281 650	18 105	8 108	885 WATCHES AND CLOCKS	2 056	9 348	4 306
011 MEAT FRESH, CHILLD, FROZEN	1 609	620	281	893 ARTICLES OF PLASTIC NES	630	4 190	1 912
022 MILK AND CREAM	788	85	39	894 TOYS, SPORTING GOODS, ETC	7 380	20 376	9 509
048 CEREAL ETC PREPARATIONS	166	66	31	896 WORKS OF ART ETC	1	460	212
061 SUGAR AND HONEY	2 234	105	48	899 OTHER MANUFACTURED GOODS		364	170
098 EDIBLE PRODCTS PREPS NES	605	161	75	EXPORTS	263 851	358 332	165 942
112 ALCOHOLIC BEVERAGES	1 186	300	140	011 MEAT FRESH, CHILLD, FROZEN	1 294	499	231
533 PIGMENTS, PAINTS, ETC	344	237	111	022 MILK AND CREAM	12 780	2 518	1 165
553 PERFUMERY, COSMETICS, ETC	89	139	64	023 BUTTER	205	153	67
691 STRUCTURES AND PARTS NES	498	405	202	024 CHEESE AND CURD	9 292	4 551	2 095
696 CUTLERY	10	75	35	048 CEREAL ETC PREPARATIONS	7 367	1 563	733
713 INTRNL COMBUS PISTN ENGN	35	146	65	058 FRUIT PRESERVED, PREPARED	489	306	147
716 ROTATING ELECTRIC PLANT	78	272	120	062 SUGAR PREPS NON-COCOA	605	395	188
745 NONELEC MACHY, TOOLS NES	17	75	33	071 COFFEE AND SUBSTITUTES	45	181	88
752 AUTOMTIC DATA PROC EQUIP	6	68	33	073 CHOCOLATE AND PRODUCTS	435	503	241
761 TELEVISION RECEIVERS	118	419	196	081 FEEDING STUFF FOR ANIMLS	4 364	500	233
762 RADIO BROADCAST RECEIVRS	6	63	31	098 EDIBLE PRODCTS, PREPS NES	1 397	1 397	642
764 TELECOM EQPT, PTS, ACC NES	9	104	47	111 NON-ALCOHL BEVERAGES NES	1 707	144	67
775 HOUSEHOLD TYPE EQUIP NES	51	153	62	112 ALCOHOLIC BEVERAGES	1 584	318	143
778 ELECTRICAL MACHINERY NES	70	107	41	122 TOBACCO MFRS	98	344	158
781 PASS MOTOR VEH EXC BUSES	1 406	4 518	2 086	233 RUBBER, SYNTHETIC, RECLAIMD	2 430	1 264	576
784 MOTOR VEHCL PTS, ACC NES	93	351	169	248 WOOD SHAPED	689	113	50
793 SHIPS AND BOATS	270 769	7 668	3 330	268 WOOL (EXC TOPS), ANML HAIR	24	89	41
821 FURNITURE	374	217	98	334 PETROLEUM PRODUCTS, REFIN	957	278	133
843 WOMENS OUTERWEAR NONKNIT	1	113	52	335 RESIDUAL PETRLM PROD NES	1 213	173	78
874 MEASURNG, CONTROLNG INSTR		92	40	424 FIXED VEG OIL NONSOFT	698	128	58
885 WATCHES AND CLOCKS	1	108	50	431 PROCESD ANML VEG OIL, ETC	557	194	87
				511 HYDROCARBONS NES, DERIVS	492	167	76
				512 ALCOHOLS, PHENOLS, ETC	352	100	46
				513 ORGANIC ACIDS, ETC	194	147	67
				514 NITROGEN-FNCTN COMPOUNDS	593	1 080	475



## 7 IMPORTS AND EXPORTS (SPECIAL TRADE) BY COUNTRIES OF PRODUCTION AND CONSUMPTION AND BY GROUPS OF THE SITC-REV. 11 1986

GROUP DESCRIPTION	DT = 100 KG	1 000 DM	1 000 \$	GROUP DESCRIPTION	DT = 100 KG	1 000 DM	1 000 \$
515 ORG-INORG COMPOUNDS ETC	279	926	427	874 MEASURING, CONTROLLING INSTR	47	1 025	453
522 INORG ELEMNTS, OXIDES, ETC	2 307	487	223	881 PHOTO APPAR & EQUIPT NES	31	174	87
523 OTHR INORGANIC CHEMICALS	3 856	405	187	882 PHOTO, CINEMA SUPPLIES	558	1 628	757
531 SYNT DYE, NAT INDDG, LAKES	43	236	103	884 OPTICAL GOODS NES	794	26 945	12 528
533 PIGMENTS, PAINTS, ETC	1 012	1 312	604	885 WATCHES AND CLOCKS	1 637	5 529	2 541
541 MEDICINAL ETC PRODUCTS	976	4 951	2 283	892 PRINTED MATTER	1 410	3 740	1 739
551 ESSENTL OIL, PERFUME, ETC	174	614	281	893 ARTICLES OF PLASTIC NES	3 110	3 415	1 594
553 PERFUMERY, COSMETICS, ETC	1 901	1 975	916	894 TOYS, SPORTING GOODS, ETC	678	1 240	562
554 SOAPS, CLEANING ETC PREPS	6 067	1 342	626	895 OFFICE SUPPLIES NES	138	572	264
562 FERTILIZERS MANUFACTURED	2 016	95	43	897 GOLD, SILVER WARE, JEWELRY		190	83
582 PROD OF CONDENSATION ETC	15 072	8 366	3 895	898 MUSICAL INSTRUMENTS, PTS	312	950	445
583 PROD OF POLYMERIZING ETC	10 545	3 677	1 681	899 OTHER MANUFACTURED GOODS	882	3 965	1 840
584 CELLULOSE DERIVATIVES ETC	568	1 120	525	971 GOLD, NON MONETARY NES		3 835	1 837
591 PESTICIDES, DISINFECTANTS	247	275	128				
592 STARCH, INULIN, GLUTEN, ETC	709	521	245	YUGOSLAVIA			
598 MISC CHEMICAL PRODS NES	3 771	3 503	1 631	IMPORTS	13 804 492	4 906 581	2 262 178
611 LEATHER	2 199	19 756	9 187	011 MEAT FRESH, CHILLED, FROZEN	20 727	11 205	5 194
612 LEATHER ETC MANUFACTURES	628	1 198	556	012 MEAT DRIED, SALTED, SMOKED	272	327	154
613 FUR SKINS TANNED, DRESSED	77	1 596	736	014 MEAT PREPD, PRSVD, NES ETC	49 443	15 349	7 027
621 MATERIALS OF RUBBER	179	128	62	024 CHEESE AND CURD	178	103	51
625 RUBBER TYRES, TUBES	1 763	1 323	611	025 EGGS, BIRDS, FRESH, PRSVD	2 266	1 199	561
628 RUBBER ARTICLES NES	106	562	257	034 FISH FRESH, CHILLED, FROZEN	4 365	1 918	904
634 VENEERS, PLYWOOD, ETC	2 891	690	317	036 SHELL FISH FRESH, FROZEN	750	236	107
635 WOOD MANUFACTURES NES	553	204	94	037 FISH ETC PREPD PRSVD NES	1 593	460	219
641 PAPER AND PAPERBOARD	4 897	1 257	572	044 MAIZE UNMILLED	22 164	4 623	2 080
642 ARTICLES OF PAPER ETC	1 969	1 187	546	045 CEREALS NES UNMILLED	684	152	64
651 TEXTILE YARN AND THREAD	997	4 990	2 295	054 VEG ETC FRSH, SMPLY PRSVD	117 170	45 049	21 119
652 COTTON FABRICS, WOVEN	12 127	28 797	13 735	056 VEGETABLES ETC PRSVD, PREPD	128 199	16 428	7 601
653 WOVN MAN-MADE FIB FABRIC	10 370	35 067	16 137	057 FRUIT, NUTS, FRESH, DRIED	54 705	4 904	2 323
654 OTH WOVN TEXTILE FABRIC	3 217	12 748	5 874	058 FRUIT PRESERVED, PREPARED	390 855	70 956	33 014
655 KNIT ETC FABRICS	5 740	12 876	5 933	061 SUGAR AND HONEY	3 929	1 340	609
656 LACE, RIBBONS, TULLE, ETC	267	1 377	638	062 SUGAR PREPS NON-COCOA	5 863	1 541	710
657 SPECIAL TEXTILE ETC PROD	2 366	5 557	2 578	073 CHOCOLATE AND PRODUCTS	3 120	794	361
658 TEXTILE ARTICLES NES	97	313	139	075 SPICES	27 811	5 739	2 629
659 FLOOR COVERINGS ETC	79	86	40	081 FEEDING STUFF FOR ANIMALS	136 410	4 539	2 142
662 CLAY, REFRACTORY BLDG PRD	1 609	222	103	098 EDIBLE PRODUCTS, PREPS NES	21 321	2 954	1 369
663 OTH NONMETAL MINERAL MFS	1 646	633	288	111 NON-ALCOHL BEVERAGES NES	24 694	612	281
664 GLASS	823	316	143	112 ALCOHOLIC BEVERAGES	389 492	39 612	18 305
665 GLASSWARE	651	1 154	529	891 TOBACCO UNMNFCTRD, REFUSE	5 668	4 359	2 000
666 POTTERY	514	894	414	211 HIDES, SKINS, UNRESSED	5 655	137	58
667 PEARL, PREC-, SEMI-P. STONE		202	89	222 SEEDS FOR SOFT/FIXED OIL	1 446	178	89
673 IRON AND STEEL SHAPES	14 577	1 448	673	223 SEEDS FOR OTH FIXED OILS	6 000	1 055	482
674 IRN, STL UNIV, PLATE, SHEET	25 076	4 802	2 218	245 FUEL WOOD NES, CHARCOAL	4 080	313	141
675 IRON, STEEL HOOP, STRIP	515	95	44	247 OTH WOOD ROUGH, SQUARED	2 842	282	137
678 IRON, STL TUBES, PIPES, ETC	2 061	374	177	248 WOOD SHAPED	41 527	4 873	2 249
681 SILVER, PLATINUM, ETC		160	74	251 PULP AND WASTE PAPER	33 539	3 716	1 692
682 COPPER EXC CEMENT COPPER	598	505	238	263 COTTON	388	67	33
683 NICKEL	27	154	73	266 SYNTHETIC FIBRE TO SPIN	22 804	6 155	2 836
684 ALUMINIUM	1 311	793	367	267 OTHER MAN-MADE FIBRES	16 913	4 355	2 004
691 STRUCTURES AND PARTS NES	432	272	123	268 WOOL(EXC TOPS), ANML HAIR	412	289	136
692 METAL TANKS, BOXES, ETC	137	161	76	269 WASTE OF TEXTILE FABRICS	1 667	85	39
694 STL, COPPR NAILS, NUTS ETC	953	1 167	534	273 STONE, SAND AND GRAVEL	12 546	389	179
695 TOOLS	685	3 321	1 520	274 SULPHUR ETC	873 677	9 950	4 595
696 CUTLERY	135	857	409	278 OTHER CRUDE MINERALS	149 894	2 488	1 167
697 BASE MTL HOUSEHOLD EQUIP	1 055	1 078	486	282 IRON AND STEEL SCRAP	9 588	905	414
699 OTHER METAL MANUFACTURES	2 319	5 072	2 338	287 BASE METAL ORES, CONC NES	606 890	17 982	8 892
713 INTRNL COMBUS PISTN ENGN	410	2 972	1 392	288 NONFERR METAL SCRAP NES	12 959	2 991	1 374
714 ENGINES & MOTORS NES	16	1 932	925	289 PREC METAL ORE, WASTE NES		2 192	1 050
716 ROTATING ELECTRIC PLANT	340	1 524	704	291 CRUDE ANIMAL MTRIALS NES	30 943	10 438	4 817
721 AGRIC MACHY, EXC TRACTORS	99	108	50	292 CRUDE VEG MATERIALS NES	32 652	10 951	5 099
723 CIVIL ENGINEER EQUIP ETC	37	145	69	334 PETROLEUM PRODUCTS, REFIN	1 579 904	63 221	28 329
724 TEXTILE, LEATHER MACHINERY	1 478	6 248	2 914	335 RESIDUAL PETRLM PROD NES	59 979	3 567	1 602
725 PAPER ETC MILL MACHINERY	270	309	145	411 ANIMAL OILS AND FATS	20 304	762	362
726 PRINTG, BKBINDG MACHY, PTS	478	1 833	833	431 PROCESD ANML VEG OIL, ETC	78 434	4 649	2 152
727 FOOD MACHRY NON-DOESTIC	129	580	254	511 HYDROCARBONS NES, DERIVS	112 093	5 339	2 493
728 OTH MACHY FOR SPCL INDUS	1 666	5 210	2 431	512 ALCOHOLS, PHENOLS, ETC	28 139	1 289	593
736 MACHINE TOOLS FOR METAL	227	1 364	628	513 ORGANIC ACIDS, ETC	10 276	1 438	678
737 METALWORKING MACHRY NES	85	813	377	514 NITROGEN-FUNCTN COMPOUNDS	44 445	14 696	6 849
741 HEATING, COOLING EQUIPMNT	1 905	1 680	768	515 ORG-INORG COMPOUNDS ETC	27 735	9 863	4 527
742 PUMPS FOR LIQUIDS ETC	43	501	230	539 516 OTHER ORGANIC CHEMICALS	499	249	118
743 PUMPS NES, CENTRIFUGES ETC	373	1 096	506	522 INORG ELEMNTS, OXIDES, ETC	164 295	20 738	9 695
744 MECHANICAL HANDLING EQU	908	1 146	539	523 OTHR INORGANIC CHEMICALS	76 047	10 407	4 797
745 NONELEC MACHY, TOOLS NES	270	1 049	481	532 DYES NES, TANNING PRODS	2 870	627	285
749 NONELEC MACH PTS, ACC NES	1 038	3 814	1 743	533 PIGMENTS, PAINTS, ETC	2 247	678	305
751 OFFICE MACHINES	36	271	125	541 MEDICINAL ETC PRODUCTS	8 043	18 077	8 387
752 AUTOMTIC DATA PROC EQUIP	54	543	252	551 ESSENTL OIL, PERFUME, ETC	1 704	2 107	954
759 OFFICE & ADP MCH PTS, ACC	4	240	113	553 PERFUMERY, COSMETICS, ETC	1 955	899	413
761 TELEVISION RECEIVERS	618	1 775	836	554 SOAPS, CLEANING ETC PREPS	120 917	13 510	6 367
762 RADIO BROADCAST RECEIVRS	105	355	165	562 FERTILIZERS MANUFACTURED	1 515 101	51 700	22 300
763 SOUND RECORDRS, PHONOGRPH	187	1 846	868	572 EXPLOSIVES, PYROTECH PROD	11 197	2 381	1 121
764 TELECOM EQPT, PTS, ACC NES	467	1 578	728	582 PROD OF CONDENSATION ETC	69 092	16 734	7 741
771 ELECTRIC POWER MACHY NES	212	280	133	583 PROD OF POLYMERIZING ETC	162 397	24 363	11 150
772 SWITCHGEAR ETC & PTS NES	415	2 031	928	584 CELLULOSE DERIVATIVES ETC	4 839	2 127	977
773 ELECTR DISTRIBUTING MACH	208	532	247	585 PLASTIC MATERIALS NES	4 512	481	211
774 ELECTRO-MEDCL, XRAY EQUIP	82	2 671	1 337	591 PESTICIDES, DISINFECTANTS	440	492	226
775 HOUSEHOLD TYPE EQUIP NES	1 972	2 472	1 137	592 STARCH, INULIN, GLUTEN, ETC	3 191	850	384
776 TRANSISTORS, VALVES, ETC	20	1 493	702	598 MISC CHEMICAL PRODS NES	20 890	3 278	1 537
778 ELECTRICAL MACHINERY NES	1 040	1 699	796	611 LEATHER	9 337	26 006	11 935
781 PASS MOTOR VEH EXC BUSES	9 116	16 679	7 698	612 LEATHER ETC MANUFACTURES	10 848	87 600	40 722
782 LORRIES, SPCL MTR VEH NES	303	151	73	613 FUR SKINS TANNED, DRESSED	4 443	10 912	5 032
784 MOTOR VEHCL PTS, ACC NES	1 107	4 830	2 364	621 MATERIALS OF RUBBER	27 981	8 695	4 033
792 AIRCRAFT	9	332	155	625 RUBBER TYRES, TUBES	89 100	43 991	20 367
793 SHIPS AND BOATS	11 713	1 222	596	628 RUBBER ARTICLES NES	47 179	18 200	8 368
812 PLUMBING, HEATING, LIGHTNG EQU	692	778	354	634 VENEERS, PLYWOOD ETC	101 557	14 064	6 485
821 FURNITURE	289	325	155	635 WOOD MANUFACTURES NES	113 926	30 346	14 083
831 TRAVEL GOODS, HANDBAGS	47	194	90	641 PAPER AND PAPERBOARD	484 501	50 790	23 352
842 MENS OUTERWEAR NOT KNIT	2 476	13 101	6 077	642 ARTICLES OF PAPER ETC	112 103	22 681	10 425
843 WOMENS OUTERWEAR NONKNIT	2 451	6 920	3 204	651 TEXTILE YARN AND THREAD	31 653	41 926	19 105
845 OUTERWEAR KNIT NONELASTC	63	425	187	652 COTTON FABRICS, WOVEN	18 160	23 880	11 056
846 UNDERWEAR KNITTED	9	116	60	653 WOVN MAN-MADE FIB FABRIC	9 126	14 643	6 666
847 TXTL CLTHNG ACCESRYS NES	270	1 194	548	654 OTH WOVN TEXTILE FABRIC	10 914	9 232	4 284
848 HEADGEAR, NONTXL CLOTHNG	314	1 526	697	655 KNIT ETC FABRICS	2 322	3 738	1 731
851 FOOTWEAR	25	123	53	657 SPECIAL TEXTILE ETC PROD	28 261	11 559	5 354
871 OPTICAL INSTRUMENTS	4	128	57				
872 MEDICAL INSTRUMENTS NES	31	445	191				



7 IMPORTS AND EXPORTS (SPECIAL TRADE) BY COUNTRIES OF PRODUCTION AND CONSUMPTION AND BY GROUPS OF THE SITC-REV. II 1986

GROUP DESCRIPTION	DT * 100 KG	1 000 DM	1 000 \$	GROUP DESCRIPTION	DT * 100 KG	1 000 DM	1 000 \$
658 TEXTILE ARTICLES NES	34 876	48 687	22 464	024 CHEESE AND CURD	13 181	3 655	1 771
659 FLOOR COVERINGS ETC	3 794	1 279	579	025 EGGS, BIRDS, FRESH, PRSRVD	1 398	788	387
661 CEMENT ETC BUILDING PRD	62 154	2 137	989	034 FISH FRESH, CHILLED, FROZEN	3 775	603	267
662 CLAY, REFRACTORY BLDG PRD	269 207	21 364	9 894	036 SHELL FISH FRESH, FROZEN	431	367	178
663 OTH NONMETAL MINERAL MFS	146 925	16 726	7 704	041 WHEAT ETC UNMILLED	197 414	4 442	1 986
664 GLASS	33 988	9 551	4 408	044 MAIZE UNMILLED	349	310	137
665 GLASSWARE	27 538	15 632	7 245	045 CEREALS NES UNMILLED	563	103	48
666 POTTERY	8 518	3 961	1 827	048 CEREAL ETC PREPARATIONS	3 145	1 256	603
671 PIG IRON ETC	127 842	17 980	8 214	054 VEG ETC FRSH, SMPLY PRSRVD	2 702	3 086	1 379
672 IRON, STL PRIMARY FORMS	252 483	15 503	7 407	056 VEGTBLES ETC PRSRVD, PREPD	265	103	51
673 IRON AND STEEL SHAPES	615 875	57 894	26 160	057 FRUIT, NUTS FRESH, DRIED	685	178	87
674 IRN, STL UNIV PLATE, SHEET	459 943	31 646	14 309	058 FRUIT PRESERVED, PREPARED	463	79	39
675 IRON, STEEL HOOP, STRIP	3 220	300	142	061 SUGAR AND HONEY	6 102	687	321
677 IRN, STL WIRE EXCL W ROD	703	76	35	071 COFFEE AND SUBSTITUTES	380	358	158
678 IRON STL TUBES, PIPES, ETC	315 527	33 275	14 844	072 COCOA	602	583	266
679 IRN, STL CASTINGS UNWORKE	7 437	1 133	522	075 SPICES	1 207	1 638	791
681 SILVER, PLATINUM, ETC	375	15 257	6 980	081 FEEDING STUFF FOR ANIMLS	131 520	14 753	7 027
682 COPPER EXC CEMENT COPPER	62 929	23 266	10 815	098 EDIBLE PRODUCTS, PREPS NES	16 611	9 603	4 553
684 ALUMINIUM	177 724	61 082	27 937	112 ALCOHOLIC BEVERAGES	1 526	636	308
685 LEAD	161	63	32	121 TOBACCO UNMNFCTRD, REFUSE	7 091	7 066	3 314
686 ZINC	35 097	9 427	4 380	122 TOBACCO MFRS	4 072	4 816	2 270
689 NON-FER BASE METALS NES	12 890	9 537	4 391	211 HIDES, SKINS, UNDRESSED	27 891	11 791	5 467
691 STRUCTURES AND PARTS NES	18 145	5 740	2 733	212 FUR SKINS UNDRESSED	332	307	146
692 METAL TANKS, BOXES, ETC	3 414	896	421	222 SEEDS FOR SOFT FIXED OIL	847	217	98
693 WIRE PRODUCTS NON ELECTR	9 053	1 479	686	223 SEEDS FOR OTH FIXED OILS	817	96	46
694 STL COPPR NAILS, NUTS, ETC	62 493	9 521	4 381	232 NATURAL RUBBER, GUMS	1 384	488	230
695 TOOLS	14 226	27 679	12 763	233 RUBBER, SYNTHETIC, RECLAIMD	83 132	34 701	16 177
697 BASE MTL HOUSEHOLD EQUIP	40 681	17 377	8 093	246 PULWOOD, CHIPS, WOODWASTE	183 303	3 682	1 759
699 OTHER METAL MANUFACTURES	77 434	31 904	14 685	247 OTH WOOD ROUGH, SQUARED	12 901	345	154
711 STEAM BOILERS & AUX PLNT	2 336	775	354	248 WOOD SHAPED	14 775	1 382	618
712 STEAM ENGINES, TURBINES	38	599	273	251 PULP AND WASTE PAPER	135 455	3 364	1 532
713 INTRNL COMBUS PISTN ENGN	71 263	49 088	22 687	263 COTTON	19 623	4 684	2 121
714 ENGINES & MOTORS NES	16	1 644	733	265 VEG FIBRE, EXCL COTN JUTE	6 237	411	189
716 ROTATING ELECTRIC PLANT	67 075	63 137	29 168	266 SYNTHETIC FIBRE TO SPIN	40 296	16 789	7 877
718 OTH POWER GENERATG MACHY	227	346	156	267 OTHER MAN-MADE FIBRES	34 266	17 045	8 025
721 AGRIC MACHY, EXC TRACTORS	7 508	2 887	1 305	268 WOOL (EXC TOPS), ANML HAIR	5 227	4 074	1 909
722 TRACTORS NON-ROAD	158	104	49	273 STONE, SAND AND GRAVEL	189 397	2 360	1 088
723 CIVIL ENGINEER EQUIP ETC	31 565	9 871	4 531	277 NATURAL ABRASIVES NES	50	879	399
724 TEXTILE, LEATHER MACHNRY	43 808	7 772	3 606	278 OTHER CRUDE MINERALS	62 376	5 488	2 537
725 PAPER ETC MILL MACHINERY	610	564	267	287 BASE METAL ORES, CONC NES	25 373	3 227	1 521
726 PRINT'G, BKBINDG MACHY, PTS	334	603	289	291 CRUDE ANIMAL MTRIALS NES	4 554	6 416	2 989
727 FOOD MACHRY NON-DOMESTIC	62	99	46	292 CRUDE VEG MATERIALS NES	3 386	4 689	2 199
728 OTH MACHY FOR SPCL INDUS	15 393	7 785	3 545	322 COAL, LIGNITE, PEAT	1 741	149	69
736 MACHINE TOOLS FOR METAL	18 442	20 370	9 469	323 BRIQUETS, COKE, SEMI-COKE	10 021	514	230
737 METALWORKING MACHNRY NES	5 167	2 332	1 065	334 PETROLEUM PRODUCTS, REFIN	98 673	28 595	13 341
741 HEATING, COOLING EQUIPMNT	9 023	7 509	3 472	335 RESIDUAL PETRLM PROD NES	153 789	8 785	4 120
742 PUMPS FOR LIQUIDS ETC	4 636	3 995	1 856	411 ANIMAL OILS AND FATS	3 343	668	291
743 PUMPS NES, CENTRIFUGES ETC	38 166	34 484	15 807	423 FIXED VEG OILS, SOFT	5 001	545	243
744 MECHANICAL HANDLING EQU	37 383	18 023	8 340	424 FIXED VEG OIL NONSOFT	5 670	1 009	456
745 NONELEC MACHY, TOOLS NES	2 341	2 540	1 189	431 PROCESD ANML VEG OIL, ETC	25 596	4 738	2 205
749 NONELEC MACH PTS, ACC NES	76 471	44 611	20 571	511 HYDROCARBONS NES, DERIVS	56 979	11 172	5 133
751 OFFICE MACHINES	7 967	14 323	6 693	512 ALCOHOLS, PHENOLS, ETC	142 191	31 756	14 774
752 AUTOMTIC DATA PROC EQUIP	131	1 202	569	513 ORGANIC ACIDS, ETC	163 476	36 170	16 781
759 OFFICE & ADP MCH PTS, ACC	19	959	444	514 NITROGEN-FUNCTN COMPOUNDS	34 344	32 797	15 347
761 TELEVISION RECEIVERS	69	186	94	515 ORG-INDRG COMPOUNDS ETC	47 269	59 764	28 180
764 TELECOM EQPT, PTS, ACC NES	2 089	7 963	3 695	516 OTHER ORGANIC CHEMICALS	44 586	18 585	8 647
771 ELECTRIC POWER MACHY NES	25 326	12 369	5 723	522 INORG ELEMNTS, OXIDES, ETC	359 601	33 233	15 449
772 SWITCHGEAR ETC & PTS NES	9 722	14 409	6 653	523 OTHR INORGANIC CHEMICALS	126 189	26 682	12 504
773 ELECTR DISTRIBUTING MACH	262 055	94 068	43 243	524 RADIOACTIVE ETC MATERIAL	12	2 747	1 275
774 ELECTRO-MEDCL, XRAY EQUIP	254	1 818	831	531 SYNT DYE, NAT INDGO, LAKES	15 362	48 325	22 602
775 HOUSEHOLD TYPE EQUIP NES	167 731	80 439	37 327	532 DYES NES, TANNING PRODS	18 377	6 132	2 899
776 TRANSISTORS VALVES, ETC	455	5 251	2 475	533 PIGMENTS, PAINTS, ETC	126 373	78 889	36 799
778 ELECTRICAL MACHINERY NES	58 057	51 790	23 943	541 MEDICINAL ETC PRODUCTS	8 195	69 127	32 335
781 PASS MOTOR VEH EXC BUSES	38 852	60 050	28 740	551 ESSENTIAL OIL, PERFUME, ETC	2 399	8 407	4 207
782 LORRIES, SPCL MTR VEH NES	119 124	199 023	91 563	553 PERFUMERY, COSMETICS, ETC	310	964	447
783 ROAD MOTOR VEHICLES NES	839	836	381	554 SOAPS, CLEANING ETC PREPS	119 456	37 761	17 714
784 MOTOR VEHCL PTS, ACC NES	231 653	109 166	50 431	562 FERTILIZERS MANUFACTURED	2 765	455	207
785 MOTOR & OTHER CYCLES ETC	22 481	12 874	5 954	572 EXPLOSIVES, PYROTECH PROD	17	245	110
786 VEH NES NONMOTR, TRAILERS	12 740	7 196	3 351	582 PROD OF CONDENSATION ETC	212 747	123 226	57 287
792 AIRCRAFT	254	3 708	1 729	583 PROD OF POLYMERIZING ETC	268 953	99 968	46 646
793 SHIPS AND BOATS	558	759	353	584 CELLULOSE DERIVATIVES ETC	18 342	25 165	11 889
812 PLUMBG, HEATNG, LGHTNG EQU	46 036	17 279	8 006	585 PLASTIC MATERIALS NES	2 752	3 616	1 732
821 FURNITURE	306 920	129 206	59 576	591 PESTICIDES, DISINFECTANTS	14 951	20 161	9 410
831 TRAVEL GOODS, HANDBAGS	12 584	14 111	6 601	592 STARCH, INULIN, GLUTEN, ETC	21 706	14 310	6 671
842 MENS OUTERWEAR NOT KNIT	81 959	466 272	215 964	598 MISC CHEMICAL PRODS NES	316 086	129 325	60 519
843 WOMENS OUTERWEAR NONKNIT	79 324	540 362	248 393	611 LEATHER	27 830	165 287	76 596
844 UNDERWEAR NOT KNIT	22 570	113 624	52 557	612 LEATHER ETC MANUFACTURES	17 445	31 697	14 622
845 OUTERWEAR KNIT NONELASTC	35 985	195 084	89 987	613 FUR SKINS TANNED, DRESSED	1 464	11 035	5 157
846 UNDERWEAR KNITTED	56 140	261 150	120 357	621 MATERIALS OF RUBBER	21 227	16 813	7 803
847 TXTL CLTHNG ACCESSRYS NES	5 846	23 926	11 062	625 RUBBER TYRES, TUBES	11 669	5 403	2 446
848 HEADGEAR, NONTXL CLOTHNG	11 971	104 919	49 030	628 RUBBER ARTICLES NES	4 119	16 892	7 841
851 FOOTWEAR	88 992	291 411	134 364	634 VENEERS, PLYWOOD, ETC	32 635	10 308	4 778
871 OPTICAL INSTRUMENTS	1	177	79	635 WOOD MANUFACTURES NES	4 487	1 064	500
872 MEDICAL INSTRUMENTS NES	543	2 416	1 132	641 PAPER AND PAPERBOARD	169 840	56 186	26 156
873 METERS & COUNTERS NES	4 265	12 835	5 912	642 ARTICLES OF PAPER ETC	39 459	17 784	8 265
874 MEASURNG, CONTROLNG INSTR	4 042	16 488	7 631	651 TEXTILE YARN AND THREAD	84 388	124 626	58 269
881 PHOTO APPAR & EQUIPT NES	1 864	5 831	2 725	652 COTTON FABRICS, WOVEN	46 738	163 995	76 067
882 PHOTO, CINEMA SUPPLIES	912	5 772	2 629	653 WOVN MAN-MADE FIB FABRIC	83 651	292 712	135 293
884 OPTICAL GOODS NES	140	1 541	720	654 OTH WOVEN TEXTILE FABRIC	32 375	143 969	66 285
885 WATCHES AND CLOCKS	612	1 220	570	655 KNIT ETC FABRICS	30 888	87 235	40 491
892 PRINTED MATTER	26 279	13 547	6 309	656 LACE, RIBBONS, TULLE, ETC	1 932	11 310	5 259
893 ARTICLES OF PLASTIC NES	27 266	12 982	6 022	657 SPECIAL TEXTILE ETC PROD	38 446	112 978	52 248
894 TOYS, SPORTING GOODS, ETC	6 442	10 075	4 762	658 TEXTILE ARTICLES NES	2 181	8 043	3 715
895 OFFICE SUPPLIES NES	439	533	251	659 FLOOR COVERINGS ETC	706	595	275
896 WORKS OF ART ETC	38	1 163	544	661 CEMENT ETC BUILDING PRD	2 087	435	200
897 GOLD, SILVER WARE, JEWELRY		206	100	662 CLAY, REFRACTORY BLDG PRD	96 880	25 709	11 832
898 MUSICAL INSTRUMENTS, PTS	1 402	2 730	1 277	663 OTH NONMETAL MINERAL MFS	40 397	38 355	17 788
899 OTHER MANUFACTURED GOODS	70 905	25 716	11 922	664 GLASS	117 855	27 130	12 610
951 WAR FIREARMS, AMMUNITION	473	1 952	896	665 GLASSWARE	26 376	4 719	2 224
971 GOLD, NON-MONETARY NES	28	11 497	5 367	666 POTTERY	719	1 313	635
				667 PEARL, PREC-, SEMI-P STONE		713	343
EXPORTS	7 696 380	6 422 178	2 988 376	671 PIG IRON ETC	37 572	9 009	4 198
001 LIVE ANIMALS	1 005	4 270	1 935	672 IRON, STL PRIMARY FORMS	6 327	1 399	621
011 MEAT FRESH, CHILLD, FROZEN	154 444	30 175	14 047	673 IRON AND STEEL SHAPES	131 246	28 646	13 203
				674 IRN, STL UNIV. PLATE, SHEET	630 827	83 065	38 930



## 7 IMPORTS AND EXPORTS (SPECIAL TRADE) BY COUNTRIES OF PRODUCTION AND CONSUMPTION AND BY GROUPS OF THE SITC-REV. II 1986

GROUP DESCRIPTION	DT = 100 KG	1 000 DM	1 000 \$	GROUP DESCRIPTION	DT = 100 KG	1 000 DM	1 000 \$
675 IRON,STEEL HOOP,STRIP	291 164	56 802	26 420	TURKEY			
676 RAILWAY RAILS ETC IRN,STL	44 465	9 135	4 055				
677 IRN STL WIRE EXCL W ROD	39 228	13 817	6 407	IMPORTS	6 745 391	3 100 702	1 434 905
678 IRON,STL TUBES,PIPES ETC	150 263	44 790	20 655				
679 IRN,STL CASTINGS UNWORKE	2 157	985	450	024 CHEESE AND CURD	3 702	2 181	1 004
681 SILVER,PLATINUM ETC	93	4 053	1 878	034 FISH FRESH,CHILLED,FROZN	6 556	2 281	1 083
682 COPPER EXC CEMENT COPPER	27 798	24 682	11 342	035 FISH SALTED,DRIED,SMOKED	265	110	48
683 NICKEL	2 043	4 591	2 118	036 SHELL FISH FRESH FROZEN	1 531	1 845	859
684 ALUMINIUM	39 935	28 854	13 662	037 FISH ETC PREPD PRSVD NES	2 100	1 865	828
685 LEAD	195	223	106	045 CEREALS NES UNMILLED	1 056	92	42
686 ZINC	2 746	553	265	046 WHEAT ETC MEAL OR FLOUR	793	71	35
687 TIN	3 102	7 025	3 137	048 CEREAL ETC PREPARATIONS	19 719	2 382	1 098
689 NON-FER BASE METALS NES	289	2 263	1 056	054 VEG ETC FRSH,SMPLY PRSVD	218 455	31 104	14 227
691 STRUCTURES AND PARTS NES	4 177	5 521	2 610	056 VEGETABLES ETC PRSVD,PREPD	131 410	39 365	18 327
692 METAL TANKS,BOXES,ETC	10 144	5 879	2 754	057 FRUIT,NUTS,FRESH,DRIED	884 580	455 538	208 878
693 WIRE PRODUCTS NON ELECTR	3 733	4 130	1 960	058 FRUIT PRESERVED,PREPARED	88 050	47 682	22 032
694 STL,COPPR NAILS,NUTS,ETC	5 215	6 186	2 849	061 SUGAR AND HONEY	19 201	7 782	3 603
695 TOOLS	5 243	36 443	16 989	062 SUGAR PREPS NON-COCOA	6 042	1 757	802
696 CUTLERY	420	4 142	1 985	073 CHOCOLATE AND PRODUCTS	601	193	87
697 BASE MTL HOUSEHOLD EQUIP	4 862	9 525	4 467	074 TEA AND MATE	3 962	2 448	1 084
699 OTHER METAL MANUFACTURES	37 643	46 958	21 885	075 SPICES	39 368	8 016	3 707
700 INDUSTRIAL PLANT,CHAP 84	6 502	6 094	2 813	081 FEEDING STUFF FOR ANIMLS	52 811	2 372	1 049
703 INDUSTRIAL PLANT,CHAP 85	20	196	91	098 EDIBLE PRODUCTS,PREPS NES	31 151	5 244	2 424
711 STEAM BOILERS & AUX PLNT	1 207	3 314	1 582	111 NON-ALCOHL BEVERAGES NES	41 860	1 465	679
712 STEAM ENGINES,TURBINES	126	3 463	1 580	112 ALCOHOLIC BEVERAGES	12 341	5 439	2 509
713 INTRNL COMBUS PISTN ENGN	36 343	107 424	49 774	121 TOBACCO UNMNFCTRD REFUSE	82 707	68 154	31 137
714 ENGINES & MOTORS NES	31	4 799	2 190	211 HIDES,SKINS,UNDRESSED	90	126	55
716 ROTATING ELECTRIC PLANT	5 106	20 252	9 422	222 SEEDS FOR'SOFT'FIXED OIL	369	87	38
718 OTH POWER GENERATG MACHY	1 243	6 550	3 070	223 SEEDS FOR OTH FIXED OILS	9 104	1 297	635
721 AGRIC MACHY,EXC TRACTORS	11 244	16 220	7 518	248 WOOD SHAPED	353	235	115
722 TRACTORS NON-ROAD	3 572	2 597	1 255	263 COTTON	415 428	33 650	15 646
723 CIVIL ENGINEER EQUIP ETC	83 467	87 452	40 721	266 SYNTHETIC FIBRE TC SPIN	32 974	12 262	5 649
724 TEXTILE,LEATHER MACHNRY	38 391	201 165	93 147	267 OTHER MAN-MADE FIBRES	16 992	1 211	572
725 PAPER ETC MILL MACHINERY	5 798	18 711	8 719	268 WOOL(EXC TOPS),ANML HAIR	445	1 667	278
726 PRNTG,BKBDNG MACHY,PTS	7 276	26 188	12 407	273 STONE,SAND AND GRAVEL	29 897	1 662	546
727 FOOD MACHPY NON-DOMESTIC	3 201	12 236	5 756	277 NATURAL ABRASIVES NES	7 012	316	153
728 OTH MACHY FOR SPCL INDUS	49 931	168 594	78 565	278 OTHER CRUDE MINERALS	1 300 257	50 056	23 365
736 MACHINE TOOLS FOR METAL	63 735	177 877	83 486	282 IRON AND STEEL SCRAP	40 327	4 466	2 013
737 METALWORKING MACHNRY NES	20 006	47 140	21 617	287 BASE METAL ORES,CONC NES	482 667	15 119	6 927
741 HEATING,COOLING EQUIPMNT	32 394	118 839	55 352	288 NONFERR METAL SCRAP NES	22 303	2 055	946
742 PUMPS FOR LIQUIDS ETC	8 557	49 193	22 841	291 CRUDE ANIMAL MTRIALS NES	17 363	32 717	15 191
743 PUMPS NES,CENTRFUGES ETC	22 559	64 795	30 047	292 CRUDE VEG MATERIALS NES	35 898	10 990	5 110
744 MECHANICAL HANDLING EQU	11 981	31 816	14 726	335 RESIDUAL PETRLM PROD NES	40 738	2 438	1 131
745 NONELEC MACHY,TOOLS NES	15 314	89 249	41 706	411 ANIMAL OILS AND FATS	45 139	3 387	1 494
749 NONELEC MACH PTS,ACC NES	52 087	166 252	77 478	423 FIXED VEG OILS SOFT	487	217	98
751 OFFICE MACHINES	1 794	16 173	7 392	424 FIXED VEG OIL NONSOFT	144	68	30
752 AUTOMTIC DATA PROC EQUIP	4 873	78 425	37 023	513 ORGANIC ACIDS ETC	10 291	1 903	904
759 OFFICE & ADP MCH PTS,ACC	1 480	24 086	11 237	514 NITROGEN-FUNCTN COMPOUNDS	247	175	77
761 TELEVISION RECEIVERS	9 697	42 800	19 926	515 ORG-INORG COMPOUNDS ETC	199	284	127
762 RADIO BROADCAST RECEIVERS	1 949	10 013	4 698	516 OTHER ORGANIC CHEMICALS	10 344	734	360
763 SOUND RECORDRS,PHONOGRPH	629	11 596	5 358	522 INORG ELEMNTS,OXIDES,ETC	65 550	11 029	5 082
764 TELECOM EQPT,PTS,ACC NES	4 363	60 597	28 486	523 OTHR INORGANIC CHEMICALS	67 495	6 723	3 118
771 ELECTRIC POWER MACHY NES	2 524	11 297	5 256	531 SYNT DYE,NAT INDOGO LAKES	129	166	83
772 SWITCHGEAR ETC & PTS NES	6 310	67 440	31 454	532 DYES NES,TANNING PRODS	571	78	36
773 ELECTR DISTRIBUTING MACH	9 933	13 201	6 141	533 PIGMENTS,PAINTS,ETC	50	104	43
774 ELECTRO-MEDCL,XRAY EQUIP	2 414	66 998	31 736	541 MEDICINAL ETC PRODUCTS	378	6 316	2 888
775 HOUSEHOLD TYPE EQUIP NES	16 833	27 617	12 926	551 ESSENTL OIL,PERFUME ETC	37	119	57
776 TRANSISTORS,VALVES,ETC	1 307	27 500	12 758	554 SOAPS CLEANING ETC PREPS	2 397	214	101
778 ELECTRICAL MACHINERY NES	67 531	102 613	47 853	562 FERTILIZERS MANUFACTURED	405 274	13 570	6 174
781 PASS MOTOR VEH EXC BUSES	210 335	274 704	126 390	582 PROD OF CONDENSATION ETC	2 308	693	321
782 LORRIES SPCL MTR VEH NES	257 397	236 798	110 523	583 PROD OF POLYMERIZING ETC	10 403	3 002	1 446
783 ROAD MOTOR VEHICLES NES	33 329	46 979	21 577	598 MISC CHEMICAL PRODS NES	913	189	88
784 MOTOR VEHCL PTS,ACC NES	114 760	197 335	91 641	611 LEATHER	56	378	178
785 MOTOR & OTHER CYCLES ETC	2 757	3 849	1 791	612 LEATHER ETC MANUFACTURES	49	175	85
786 VEH NES NONMOTR,TRAILERS	18 728	5 043	2 335	621 MATERIALS OF RUBBER	1 360	830	388
791 RAILWAY VEHICLES	9 333	8 942	4 125	625 RUBBER TYRES TUBES	5 515	2 946	1 394
792 AIRCRAFT	635	4 675	2 185	628 RUBBER ARTICLES NES	101	99	46
793 SHIPS AND BOATS	3 993	11 532	5 275	634 VENEERS,PLYWOOD,ETC	29 271	2 068	932
812 PLUMBGG HEATING,LGHTNG EQU	3 015	6 503	3 003	635 WOOD MANUFACTURES NES	837	136	62
821 FURNITURE	4 716	10 176	4 722	641 PAPER AND PAPERBOARD	7 694	726	356
831 TRAVEL GOODS,HANDBAGS	682	866	413	642 ARTICLES OF PAPER ETC	404	208	104
842 MENS OUTERWEAR NOT KNIT	5 352	11 426	5 273	651 TEXTILE YARN AND THREAD	328 874	220 702	101 030
843 WOMENS OUTERWEAR NONKNIT	2 012	8 292	3 829	652 COTTON FABRICS,WOVEN	32 197	30 889	14 459
844 UNDERWEAR NOT KNIT	135	816	379	653 WOVN MAN-MADE FIB FABRIC	6 279	9 026	4 148
845 OUTERWEAR KNIT NONELASTC	5 816	30 707	14 305	654 OTH WOVEN TEXTILE FABRIC	54	242	103
846 UNDERWEAR KNITTED	32 350	121 648	56 224	655 KNIT ETC FABRICS	5 026	3 141	1 423
847 TXTL CLTHNG ACCESSRYS NES	7 708	26 045	12 080	657 SPECIAL TEXTILE ETC PROD	103	72	34
848 HEADGEAR,NONTXTL CLOTHNG	2 170	11 612	5 441	658 TEXTILE ARTICLES NES	62 209	62 440	29 099
851 FOOTWEAR	364	1 666	787	659 FLOOR COVERINGS ETC	6 774	52 514	24 572
871 OPTICAL INSTRUMENTS	60	2 953	1 388	661 CEMENT ETC BUILDING PROD	55 086	3 630	1 719
872 MEDICAL INSTRUMENTS NES	2 950	50 680	24 208	662 CLAY REFRACTORY BLDG PRD	13 084	1 007	481
873 METERS & COUNTERS NES	814	6 681	3 144	664 GLASS	67 619	5 273	2 470
874 MEASURNG,CONTROLLNG INSTR	7 709	128 717	59 905	665 GLASSWARE	82 575	31 245	14 411
881 PHOTO APPAR & EQUIPT NES	904	10 037	4 703	666 POTTERY	1 136	339	152
882 PHOTO,CINEMA SUPPLIES	6 281	18 141	8 543	671 PIG IRON ETC	35 838	7 879	3 484
883 DEVELOPED CINEMA FILM	7	84	41	672 IRON,STL PRIMARY FORMS	51 401	4 221	1 954
884 OPTICAL GOODS NES	66	3 236	1 503	673 IRON AND STEEL SHAPES	569 507	36 911	17 198
885 WATCHES AND CLOCKS	893	7 104	3 301	674 IRN STL UNIV PLATE,SHEET	65 884	5 320	2 528
892 PRINTED MATTER	29 181	27 047	12 571	675 IRON,STEEL HOOP,STRIP	1 247	85	38
893 ARTICLES OF PLASTIC NES	18 811	22 146	10 315	678 IRON STL TUBES,PIPES,ETC	18 584	2 290	1 081
894 TOYS,SPORTING GOODS,ETC	4 378	8 600	4 090	679 IRN STL CASTINGS UNWORKE	2 429	570	258
895 OFFICE SUPPLIES NES	1 184	11 443	5 432	681 SILVER,PLATINUM ETC	4	135	60
897 GOLD SILVER WARE,JEWELRY	104	3 551	1 696	682 COPPER EXC CEMENT COPPER	465	171	83
898 MUSICAL INSTRUMENTS,PTS	3 698	21 287	10 161	684 ALUMINIUM	19 701	9 689	4 410
899 OTHER MANUFACTURED GOODS	5 240	35 752	16 748	689 NON-FER BASE METALS NES	4 020	2 584	1 181
951 WAR FIREARMS,AMMUNITION	2	139	64	691 STRUCTURES AND PARTS NES	9 354	3 288	1 590
971 GOLD,NON MONETARY NES	45	11 862	5 441	694 STL,COPPR NAILS,NUTS,ETC	573	147	69
				695 TOOLS	1 205	3 029	1 382
				697 BASE MTL HOUSEHOLD EQUIP	5 558	4 646	2 186
				699 OTHER METAL MANUFACTURES	11 280	8 607	4 015
				712 STEAM ENGINES,TURBINES	23	185	83
				713 INTRNL COMBUS PISTN ENGN	880	5 861	2 717
				714 ENGINES & MOTORS NES	34	6 987	3 369
				716 ROTATING ELECTRIC PLANT	1 932	1 290	616
				718 OTH POWER GENERATG MACHY	107	132	59



GROUP DESCRIPTION	DT = 100 KG	1 000 DM	1 000 \$	GROUP DESCRIPTION	DT = 100 KG	1 000 DM	1 000 \$
723 CIVIL ENGINEER EQUIP ETC	1 637	762	361	515 ORG-INORG COMPOUNDS ETC	16 855	33 284	15 253
724 TEXTILE, LEATHER MACHNRY	412	601	288	516 OTHER ORGANIC CHEMICALS	25 658	11 045	5 041
726 OTH MACHY FOR SPCL INDUS	4 765	3 160	1 494	522 INORG ELEMNTS, OXIDES, ETC	180 790	18 681	8 645
736 MACHINE TOOLS FOR METAL	3 164	1 183	537	523 OTHR INORGANIC CHEMICALS	172 270	26 711	12 412
737 METALWORKING MACHNRY NES	14	103	51	524 RADIOACTIVE ETC MATERIAL		424	194
741 HEATING, COOLING EQUIPMNT	2 047	1 862	865	531 SYNT DYE NAT INDGO, LAKES	33 334	80 064	36 787
742 PUMPS FOR LIQUIDS ETC	94	173	80	532 DYES NES, TANNING PRODS	5 956	1 803	841
743 PUMPS NES, CENTRIFUGES ETC	199	2 713	1 332	533 PIGMENTS PAINTS, ETC	79 137	44 829	20 678
744 MECHANICAL HANDLING EQU	12 855	1 275	580	541 MEDICINAL ETC PRODUCTS	4 806	50 149	23 155
745 NONELEC MACHY, TOOLS NES	253	89	38	551 ESSENTL OIL, PERFUME ETC	1 458	3 819	1 775
749 NONELEC MACH PTS, ACC NES	1 192	1 445	661	553 PERFUMERY, COSMETICS, ETC	2 140	3 744	1 718
752 AUTOMTIC DATA PROC EQUIP	1	106	47	554 SOAPS, CLEANING ETC PREPS	32 891	10 627	4 875
759 OFFICE & ADP MCH PTS, ACC	22	750	339	562 FERTILIZERS MANUFACTURED	356 228	10 955	4 919
761 TELEVISION RECEIVERS	181	397	170	572 EXPLOSIVES, PYROTECH PROD	2 133	1 396	675
762 RADIO BROADCAST RECEIVRS	73	142	64	582 PROD OF CONDENSATION ETC	122 023	47 030	21 509
764 TELECOM EQPT, PTS, ACC NES	56	3 737	1 752	583 PROD OF POLYMERIZING ETC	142 626	44 930	20 628
771 ELECTRIC POWER MACHY NES	1 483	1 170	511	584 CELLULOSE DERIVATIVES ETC	15 705	9 514	4 353
772 SWITCHGEAR ETC & PTS NES	513	866	410	585 PLASTIC MATERIALS NES	10 742	3 125	1 448
773 ELECTR DISTRIBUTING MACH	28	92	44	591 PESTICIDES, DISINFECTANTS	13 841	15 002	6 841
775 HOUSEHOLD TYPE EQUIP NES	672	575	254	592 STARCH, INULIN, GLUTEN, ETC	19 127	2 531	1 162
778 ELECTRICAL MACHINERY NES	29	86	41	598 MISC CHEMICAL PRODS NES	146 696	49 175	22 912
781 PASS MOTOR VEH EXC BUSES	235	213	98	605 INDUSTRIAL PLANT, CHAP 73	351	1 889	918
782 LORRIES, SPCL MTR VEH NES	177	222	109	611 LEATHER	1 173	6 950	3 124
783 ROAD MOTOR VEHICLES NES	1 030	343	161	612 LEATHER ETC MANUFACTURES	308	925	417
784 MOTOR VEHCL PTS, ACC NES	32 358	6 388	2 939	613 FUR SKINS TANNED, DRESSED	114	6 550	3 018
786 VEH NES NONMOTR, TRAILERS	1 178	340	158	621 MATERIALS OF RUBBER	4 367	5 743	2 621
791 RAILWAY VEHICLES	697	171	76	625 RUBBER TYRES, TUBES	5 095	4 147	1 872
792 AIRCRAFT	112	7 752	3 571	628 RUBBER ARTICLES NES	4 542	7 336	3 348
793 SHIPS AND BOATS	299	525	257	634 VENEERS, PLYWOOD, ETC	3 898	1 201	543
812 PLUMB, HEATING, LGHTNG EQU	40 756	9 135	4 238	635 WOOD MANUFACTURES NES	2 718	1 321	590
821 FURNITURE	1 085	490	219	641 PAPER AND PAPERBOARD	31 930	18 747	8 683
831 TRAVEL GOODS, HANDBAGS	2 475	10 891	5 196	642 ARTICLES OF PAPER ETC	12 501	5 350	2 478
842 MENS OUTERWEAR NOT KNIT	37 378	131 172	61 327	651 TEXTILE YARN AND THREAD	40 230	36 596	16 657
843 WOMENS OUTERWEAR NONKNIT	101 129	351 594	162 494	652 COTTON FABRICS, WOVEN	8 098	17 004	7 931
844 UNDERWEAR NOT KNIT	26 796	66 382	31 209	653 WOVN MAN-MADE FIB FABRIC	11 514	28 519	13 112
845 UNDERWEAR KNIT NONELASTC	117 201	413 550	190 035	654 OTH WOVEN TEXTILE FABRIC	2 765	8 405	3 902
846 UNDERWEAR KNITTED	47 241	141 997	65 945	655 KNIT ETC FABRICS	2 018	2 114	1 004
847 TXTL CLTHNG ACCESSRYS NES	11 113	24 492	11 326	656 LACE, RIBBONS, TULLE ETC	547	3 033	1 369
848 HEADGEAR, NONTXTL CLOTHNG	30 708	409 556	191 971	657 SPECIAL TEXTILE ETC PROD	3 552	10 259	4 757
851 FOOTWEAR	1 509	3 878	1 757	658 TEXTILE ARTICLES NES	780	1 362	616
871 OPTICAL INSTRUMENTS	2	604	282	659 FLOOR COVERINGS ETC	239	948	449
872 MEDICAL INSTRUMENTS NES	103	314	150	661 CEMENT ETC BUILDING PROD	718	142	62
874 MEASURING, CONTROLNG INSTR	23	6 781	3 159	662 CLAY, REFRACTORY BLDG PRD	149 634	25 536	11 795
882 PHOTO, CINEMA SUPPLIES	44	475	220	663 OTH NONMETAL MINERAL MFS	43 514	24 612	11 504
883 DEVELOPED CINEMA FILM	14	494	239	664 GLASS	25 910	7 686	3 585
885 WATCHES AND CLOCKS	112	142	68	665 GLASSWARE	2 819	2 573	1 211
892 PRINTED MATTER	2 766	2 033	957	666 POTTERY	1 654	2 060	951
893 ARTICLES OF PLASTIC NES	2 682	1 428	679	667 PEARL, PREC-, SEMI-P STONE		323	157
894 TOYS, SPORTING GOODS, ETC	187	165	76	671 PIG IRON ETC	19 227	2 931	1 376
895 OFFICE SUPPLIES NES	339	303	142	672 IRON, STL PRIMARY FORMS	149 151	7 357	3 576
896 WORKS OF ART ETC	15	1 219	563	673 IRON AND STEEL SHAPES	116 080	17 445	8 018
897 GOLD, SILVER WARE, JEWELRY	24	1 746	840	674 IRN, STL UNIV, PLATE, SHEET	295 983	47 603	21 697
898 MUSICAL INSTRUMENTS, PTS	3 655	9 900	4 694	675 IRON, STEEL HOOP, STRIP	43 156	11 448	5 255
899 OTHER MANUFACTURED GOODS	1 759	1 447	669	676 RAILWY RAILS ETC IRN, STL	1 416	166	75
951 WAR FIREARMS, AMMUNITION	2 308	986	454	677 IRN, STL WIRE EXCL W ROD	6 782	3 138	1 434
961 COIN NONGOLD, NONCURRENT		680	317	678 IRON STL TUBES, PIPES, ETC	568 858	83 229	38 755
972 GOLD COIN		673	313	679 IRN, STL CASTINGS UNWORKE	110	122	58
EXPORTS	6 060 361	4 009 044	1 852 341	681 SILVER, PLATINUM, ETC	74	4 089	1 886
001 LIVE ANIMALS	746	973	428	682 COPPER EXC CEMENT COPPER	60 320	28 986	13 142
011 MEAT FRESH, CHILLD, FROZEN	34 230	7 515	3 445	683 NICKEL	283	901	418
022 MILK AND CREAM	2 720	179	80	684 ALUMINIUM	25 056	13 968	6 328
023 BUTTER	1 113	488	217	685 LEAD	15 379	1 900	847
025 EGGS, BIRDS, FRESH, PRSRVD	271	144	70	686 ZINC	14 939	2 675	1 303
034 FISH FRESH, CHILLED, FROZN	236	65	33	687 TIN	179	260	121
048 CEREAL ETC PREPARATIONS	3 296	2 064	958	689 NON-FER BASE METALS NES	90	283	128
054 VEG ETC FRSH, SMPLY PRSVD	24 578	1 411	620	691 STRUCTURES AND PARTS NES	35 953	19 840	9 304
061 SUGAR AND HONEY	2 399	273	126	692 METAL TANKS, BOXES, ETC	3 225	2 000	922
071 COFFEE AND SUBSTITUTES	202	399	183	693 WIRE PRODUCTS NON ELECTR	4 035	4 535	2 103
072 COCOA	4 296	2 554	1 194	694 STL, COPPR NAILS, NUTS, ETC	1 581	2 484	1 140
075 SPICES	359	253	120	695 TOOLS	4 477	19 218	8 812
081 FEEDING STUFF FOR ANIMLS	7 294	1 794	838	696 CUTLERY	499	1 898	896
098 EDIBLE PRODCTS, PREPS NES	7 725	3 884	1 804	697 BASE MTL HOUSEHOLD EQUIP	2 613	5 065	2 334
112 ALCOHOLIC BEVERAGES	2 303	499	229	699 OTHER METAL MANUFACTURES	17 134	21 410	9 704
122 TOBACCO MFRS	886	3 461	1 623	700 INDUSTRIAL PLANT, CHAP 84	16 785	75 349	35 777
211 HIDES, SKINS, UNDRESSED	1 621	445	211	703 INDUSTRIAL PLANT, CHAP 85	4 192	30 190	14 024
232 NATURAL RUBBER, GUMS	482	155	71	711 STEAM BOILERS & AUX PLNT	58 023	92 951	44 613
233 RUBBER, SYNTHETIC, RECLAJMD	14 291	4 781	2 196	712 STEAM ENGINES, TURBINES	156	2 806	1 333
245 FUEL WOOD NES, CHARCOAL	201	93	47	713 INTRNL COMBUS PISTN ENGN	27 720	92 169	42 357
247 OTH WOOD ROUGH, SQUARED	151 653	7 824	3 565	714 ENGINES & MOTORS NES	21	6 109	2 941
248 WOOD SHAPED	9 675	664	294	716 ROTATING ELECTRIC PLANT	19 146	45 473	20 608
251 PULP AND WASTE PAPER	4 875	739	343	718 OTH POWER GENERATG MACHY	1 140	5 059	2 247
263 COTTON	1 385	357	157	721 AGRIC MACHY, EXC TRACTORS	5 655	7 872	3 575
266 SYNTHETIC FIBRE TO SPIN	68 393	26 565	11 762	722 TRACTORS NON-ROAD	1 806	4 359	1 944
267 OTHER MAN-MADE FIBRES	7 408	4 643	1 906	723 CIVIL ENGINEERG EQUIP ETC	98 203	103 003	47 193
268 WOOL (EXC TOPS), ANML HAIR	1 277	945	421	724 TEXTILE, LEATHER MACHNRY	101 495	256 601	118 620
274 SULPHUR ETC	146 295	4 145	1 978	725 PAPER ETC MILL MACHINERY	3 928	13 248	6 178
277 NATURAL ABRASIVES NES	2	1 298	599	726 PRINTG, BKBDNG MACHY, PTS	7 162	15 900	7 459
278 OTHER CRUDE MINERALS	20 923	2 249	1 044	727 FOOD MACHRY NON-DOMESTIC	5 218	14 724	6 981
282 IRON AND STEEL SCRAP	4 841	106	49	728 OTH MACHY FOR SPCL INDUS	96 927	142 552	65 055
287 BASE METAL ORES, CONC NES	7 983	942	421	736 MACHINE TOOLS FOR METAL	46 037	63 822	29 747
288 NONFERR METAL SCRAP NES	600	107	51	737 METALWORKING MACHNRY NES	9 777	9 625	4 382
291 CRUDE ANIMAL MTRIALS NES	880	2 066	926	741 HEATING, COOLING EQUIPMNT	29 876	72 503	33 365
292 CRUDE VEG MATERIALS NES	1 225	3 180	1 427	742 PUMPS FOR LIQUIDS ETC	7 633	26 976	12 344
323 BRIQUETS, COKE, SEMI-COKE	110 083	1 068	533	743 PUMPS NES, CENTRIFUGES ETC	11 824	40 198	18 629
334 PETROLEUM PRODUCTS, REFIN	48 349	11 948	5 569	744 MECHANICAL HANDLING EQU	66 201	62 800	29 241
335 RESIDUAL PETRLM PROD NES	14 850	2 367	1 089	745 NONELEC MACHY, TOOLS NES	17 052	55 721	25 867
423 FIXED VEG OILS, SOFT	41 004	4 521	1 938	749 NONELEC MACH PTS, ACC NES	35 524	87 350	40 118
424 FIXED VEG OIL NONSOFT	5 341	998	447	751 OFFICE MACHINES	2 298	10 900	5 151
431 PROCESD ANML VEG OIL, ETC	5 127	2 082	935	752 AUTOMTIC DATA PROC EQUIP	3 054	60 683	28 773
511 HYDROCARBONS NES, DERIVS	28 995	4 403	2 013	759 OFFICE & ADP MCH PTS, ACC	234	4 309	1 999
512 ALCOHOLS, PHENOLS, ETC	109 394	18 993	8 747	761 TELEVISION RECEIVERS	2 702	12 488	5 475
513 ORGANIC ACIDS, ETC	384 678	60 923	27 599	762 RADIO BROADCAST RECEIVRS	1 804	9 558	4 469
514 NITROGEN-FUNCTN COMPOUNDS	51 750	26 401	12 242	763 SOUND RECORDRS, PHONOGRPH	610	6 462	3 011
				764 TELECOM EQPT, PTS, ACC NES	11 517	157 929	73 178
				771 ELECTRIC POWER MACHY NES	4 263	16 100	7 505







GROUP DESCRIPTION	DT = 100 KG	1 000 DM	1 000 \$	GROUP DESCRIPTION	DT = 100 KG	1 000 DM	1 000 \$
248 WOOD SHAPED	4 644	3 005	1 373	751 OFFICE MACHINES		4 761	2 241
251 PULP AND WASTE PAPER	4 121	693	337	752 AUTOMATIC DATA PROC EQUIP	1 027	42 008	19 451
266 SYNTHETIC FIBRE TO SPIN	177 406	89 585	41 269	759 OFFICE & ADP MCH PTS, ACC	346	8 501	4 009
267 OTHER MAN-MADE FIBRES	6 178	3 959	1 883	761 TELEVISION RECEIVERS	2 105	7 991	3 685
278 OTHER CRUDE MINERALS	12 261	3 537	1 613	762 RADIO BROADCAST RECEIVERS	161	911	412
292 CRUDE VEG MATERIALS NES	911	1 937	921	763 SOUND RECORDERS, PHONOGRAPHS	116	5 610	2 505
334 PETROLEUM PRODUCTS, REFIN	194 557	32 118	14 592	764 TELECOM EQPT, PTS, ACC NES	236	11 374	5 141
335 RESIDUAL PETRLM PROD NES	147 307	9 933	4 595	771 ELECTRIC POWER MACHY NES	1 166	5 401	2 522
423 FIXED VEG OILS, SOFT	50 003	6 576	3 008	772 SWITCHGEAR ETC & PTS NES	4 326	94 179	43 604
424 FIXED VEG OIL NONSOFT	10 007	1 113	535	773 ELECTR DISTRIBUTING MACH	7 168	9 655	4 612
491 PROCESD ANML VEG OIL ETC	78 291	35 198	16 116	774 ELECTRO-MEODCL, XRAY EQUIP	1 042	32 293	15 252
511 HYDROCARBONS NES, DERIVS	341 805	26 725	12 316	775 HOUSEHOLD TYPE EQUIP NES	1 056	2 391	1 123
512 ALCOHOLS, PHENOLS, ETC	202 454	46 961	21 323	776 TRANSISTORS, VALVES, ETC	1 405	11 930	5 464
513 ORGANIC ACIDS, ETC	113 110	31 574	14 472	778 ELECTRICAL MACHINERY NES	142 873	143 338	65 842
514 NITROGEN-FUNCTN COMPOUNDS	139 628	87 287	39 727	781 PASS MOTOR VEH EXC BUSES	2 219	5 284	2 465
515 ORG-INORG COMPOUNDS ETC	66 080	55 973	24 400	782 LORRIES, SPCL MTR VEH NES	40 030	60 920	28 278
516 OTHER ORGANIC CHEMICALS	63 820	28 376	12 448	783 ROAD MOTOR VEHICLES NES	3 528	5 694	2 589
522 INORG ELEMNTS, OXIDES, ETC	333 570	58 976	27 273	784 MOTOR VEHCL PTS, ACC NES	31 505	101 257	46 400
523 OTHR INORGANIC CHEMICALS	25 931	5 139	2 411	786 VEH NES NONMOTR, TRAILERS	6 715	6 712	3 101
524 RADIOACTIVE ETC MATERIAL	5 717	57 874	27 380	791 RAILWAY VEHICLES	225	1 376	653
531 SYNT DYE NAT INDGO, LAKES	30 324	49 852	22 664	793 SHIPS AND BOATS	11 569	16 559	8 301
532 DYES NES, TANNING PRODS	8 771	1 902	882	801 INDUSTRIAL PLANT, CHAP 90	1 456	13 622	6 427
533 PIGMENTS PAINTS, ETC	110 778	70 178	32 576	812 PLUMBGB, HEATING LGHTNG EQU	533	2 695	1 320
541 MEDICINAL ETC PRODUCTS	2 322	9 058	4 151	821 FURNITURE	2 672	5 791	2 704
551 ESSENTL OIL, PERFUME ETC	975	11 711	5 463	831 TRAVEL GOODS, HANDBAGS	621	541	235
553 PERFUMERY, COSMETICS, ETC	4 768	1 437	706	842 MENS OUTERWEAR NOT KNIT	332	3 619	1 531
554 SOAPS CLEANING ETC PREPS	166 307	60 450	27 367	843 WOMENS OUTERWEAR NONKNIT	1 148	16 069	7 591
582 PROD OF CONDENSATION ETC	294 145	164 213	75 064	845 OUTERWEAR KNIT NONELASTC	234	3 514	1 715
583 PROD OF POLYMERIZING ETC	433 574	141 172	64 793	846 UNDERWEAR KNITTED	24	261	119
584 CELLULOSE DERIVATIVES ETC	36 945	22 661	10 637	847 TXTL CLTHNG ACCESSRY NES	32	247	113
585 PLASTIC MATERIALS NES	22 472	7 873	3 647	848 HEADGEAR, NONTXTL CLOTHNG	129	2 890	1 380
591 PESTICIDES, DISINFECTANTS	150 030	348 843	157 776	851 FOOTWEAR	22 047	118 299	53 040
592 STARCH, INULIN GLUTEN, ETC	48 356	16 191	7 531	871 OPTICAL INSTRUMENTS	787	30 495	14 453
598 MISC CHEMICAL PRODS NES	201 932	88 482	40 894	872 MEDICAL INSTRUMENTS NES	900	26 843	12 819
605 INDUSTRIAL PLANT CHAP 73	18 178	38 184	18 237	873 METERS & COUNTERS NES	882	4 729	2 033
607 INDUSTRIAL PLANT, CHAP 82	40	740	325	874 MEASURING, CONTROLNG INSTR	11 635	217 583	101 237
611 LEATHER	324	1 192	585	881 PHOTO APPAR & EQUIPT NES	806	16 200	7 337
612 LEATHER ETC MANUFACTURES	2 217	3 343	1 568	882 PHOTO, CINEMA SUPPLIES	1 615	5 741	2 793
621 MATERIALS OF RUBBER	7 972	13 163	5 983	883 DEVELOPED CINEMA FILM	1	95	46
625 RUBBER TYRES, TUBES	2 070	1 438	666	884 OPTICAL GOODS NES	89	2 285	1 051
628 RUBBER ARTICLES NES	14 037	19 735	9 185	885 WATCHES AND CLOCKS	6	163	73
634 VENEERS, PLYWOOD, ETC	2 928	1 372	651	892 PRINTED MATTER	11 947	23 643	11 036
635 WOOD MANUFACTURES NES	1 183	871	411	893 ARTICLES OF PLASTIC NES	33 323	26 186	12 440
641 PAPER AND PAPERBOARD	323 010	101 190	46 985	894 TOYS, SPORTING GOODS, ETC	283	1 438	670
642 ARTICLES OF PAPER ETC	109 427	27 902	12 994	895 OFFICE SUPPLIES NES	3 157	7 716	3 522
651 TEXTILE YARN AND THREAD	148 922	159 964	73 837	896 WORKS OF ART ETC	11	703	314
652 COTTON FABRICS, WOVEN	6 434	14 242	6 206	897 GOLD, SILVER WARE, JEWELRY		266	119
653 WOVN MAN-MADE FIB FABRIC	21 801	38 231	17 055	898 MUSICAL INSTRUMENTS, PTS	3 393	14 802	7 090
655 KNIT ETC FABRICS	5 603	18 095	8 033	899 OTHER MANUFACTURED GOODS	135	766	356
656 LACE, RIBBONS, TULLE, ETC	36	875	410	941 ZOO ANIMALS, PETS	18	140	68
657 SPECIAL TEXTILE ETC PROD	23 116	27 654	12 701				
658 TEXTILE ARTICLES NES	4 058	2 835	1 383	POLAND			
659 FLOOR COVERINGS ETC	206	216	92				
661 CEMENT ETC BUILDING PROD	1 445	285	121	IMPORTS	47 336 816	2 596 426	1 201 818
662 CLAY, REFRACTORY BLDG PRD	23 521	8 469	3 911	001 LIVE ANIMALS	103 924	33 094	15 274
663 OTH NONMETAL MINERAL MFS	23 290	19 948	9 302	011 MEAT FRESH, CHILLD, FROZEN	147 123	99 273	47 448
664 GLASS	1 543	1 945	920	014 MEAT PREPD, PRSVD, NES ETC	77 164	32 053	14 731
665 GLASSWARE	131	1 075	488	025 EGGS, BIRDS, FRESH, PRSRVD	6 448	581	260
671 PIG IRON ETC	3 080	1 001	447	034 FISH FRESH, CHILLED, FROZN	233 548	62 578	29 283
672 IRON, STL PRIMARY FORMS	2 648 455	187 427	85 743	036 SHELL FISH FRESH, FROZEN	555	176	81
673 IRON AND STEEL SHAPES	499 610	43 770	20 269	045 CEREALS NES UNMILLED	7 793	538	249
674 IRN, STL UNIV, PLATE, SHEET	8 089 440	632 167	283 033	048 CEREAL ETC PREPARATIONS	13 127	1 500	691
675 IRON, STEEL, HOOP, STRIP	1 236 444	167 211	84 769	054 VEG ETC FRSH, SMPLY PRSVD	729 470	49 934	22 944
676 RAILWAY RAILS ETC IRN, STL	628	264	121	056 VEGTBLES ETC PRSVD, PREPD	39 786	4 666	2 093
677 IRN, STL WIRE EXCL W ROD	7 699	2 181	986	057 FRUIT, NUTS, FRESH, DRIED	102 348	13 714	6 368
678 IRON, STL TUBES, PIPES, ETC	13 260 796	1 301 245	608 591	058 FRUIT PRESERVED, PREPARED	747 264	127 590	59 461
679 IRN, STL CASTINGS UNWORKE	10 977	2 424	1 095	061 SUGAR AND HONEY	295 277	7 492	3 417
681 SILVER, PLATINUM, ETC	19	641	311	062 SUGAR PREPS NON-COCOA	2 433	799	368
682 COPPER EXC CEMENT COPPER	34 156	59 437	27 388	071 COFFEE AND SUBSTITUTES	3 634	322	144
683 NICKEL	3	66	33	072 COCOA	29 060	32 797	15 040
684 ALUMINIUM	15 275	9 390	4 299	073 CHOCOLATE AND PRODUCTS	14 734	3 230	1 486
689 NON-FER BASE METALS NES	10	187	80	075 SPICES	7 842	2 145	988
691 STRUCTURES AND PARTS NES	19 264	20 797	9 797	081 FEEDING STUFF FOR ANMLS	366 165	10 755	4 826
692 METAL TANKS, BOXES, ETC	1 073	1 197	572	112 ALCOHOLIC BEVERAGES	8 170	3 450	1 608
693 WIRE PRODUCTS NON ELECTR	2 926	6 213	2 890	121 TOBACCO UNMNFCTRD, REFUSE	4 241	3 132	1 430
694 STL, COPPR NAILS, NUTS, ETC	1 577	1 119	535	211 HIDES, SKINS, UNDRRESSED	22 882	692	324
695 TOOLS	4 119	36 549	16 798	212 FUR SKINS UNDRRESSED	647	12 094	5 506
696 CUTLERY	4	141	63	222 SEEDS FOR SOFT/FIXED OIL	1 268 963	52 881	24 109
697 BASE MTL HOUSEHOLD EQUIP	225	345	158	223 SEEDS FOR OTH FIXED OILS	23 657	2 022	908
699 OTHER METAL MANUFACTURES	51 076	25 006	11 304	233 RUBBER, SYNTHETIC RECLAIMD	71 940	6 334	2 937
700 INDUSTRIAL PLANT, CHAP 84	101 462	411 285	190 595	245 FUEL WOOD NES, CHARCOAL	67 361	3 391	1 542
703 INDUSTRIAL PLANT, CHAP 85	11 313	107 005	49 167	246 PULPWOOD, CHIPS, WOODWASTE	902 966	4 130	1 913
704 INDUSTRIAL PLANT, CHAP 86	591	1 206	540	247 OTH WOOD ROUGH SQUARED	362 908	8 440	3 930
711 STEAM BOILERS & AUX PLNT	2 076	3 709	1 821	248 WOOD SHAPED	1 001 269	39 300	18 364
712 STEAM ENGINES, TURBINES	45	711	296	251 PULP AND WASTE PAPER	64 774	6 337	2 961
713 INTRNL COMBUS PISTN ENGN	11 488	52 445	25 059	263 COTTON	4 810	260	120
714 ENGINES & MOTORS NES	102	4 586	2 094	266 SYNTHETIC FIBRE TO SPIN	1 732	386	180
716 ROTATING ELECTRIC PLANT	6 953	27 429	12 852	267 OTHER MAN-MADE FIBRES	14 797	1 392	631
718 OTH POWER GENERATG MACHY	1 712	8 813	3 985	269 WASTE OF TEXTILE FABRICS	29 879	874	410
721 AGRIC MACHY, EXC TRACTORS	2 377	5 913	2 673	273 STONE, SAND AND GRAVEL	2 408 510	1 354	639
722 TRACTORS NON-ROAD	236	468	212	274 SULPHUR ETC	239 528	7 068	3 321
723 CIVIL ENGINEERG EQUIP ETC	59 768	152 391	70 929	278 OTHER CRUDE MINERALS	214 450	3 737	1 703
724 TEXTILE, LEATHER MACHNRY	31 335	184 660	86 073	282 IRON AND STEEL SCRAP	128 903	4 415	2 011
725 PAPER ETC MILL MACHINERY	9 299	55 716	24 939	287 BASE METAL ORES, CONC NES	149 485	7 201	3 616
726 PRINTG, BKBINDG MACHY, PTS	5 360	41 889	19 636	288 NONFER METAL SCRAP NES	37 398	3 880	1 866
727 FOOD MACHRY NON-DOMESTIC	2 134	16 194	7 567	289 PREC METAL ORE, WASTE NES	46	1 558	747
728 OTH MACHY FOR SPCL INDUS	110 095	491 257	230 132	291 CRUDE ANIMAL MTRIALS NES	54 433	22 665	10 536
736 MACHINE TOOLS FOR METAL	109 087	636 708	293 866	292 CRUDE VEG MATERIALS NES	98 270	19 789	8 910
737 METALWORKING MACHNRY NES	6 948	65 790	30 924	322 COAL, LIGNITE, PEAT	26 377 317	334 478	154 892
741 HEATING, COOLING EQUIPMNT	32 606	125 101	57 395	323 BRIQUETS, COKE, SEMI-COKE	125 733	2 711	1 255
742 PUMPS FOR LIQUIDS ETC	12 460	54 245	25 170	324 PETROLEUM PRODUCTS, REFIN	680 321	21 500	10 043
743 PUMPS NES, CENTRIFUGES ETC	16 740	81 817	38 073	335 RESIDUAL PETRLM PROD NES	610 704	23 746	10 748
744 MECHANICAL HANDLING EQU	119 873	203 694	98 057	411 ANIMAL OILS AND FATS	1 339	86	38
745 NONELEC MACHY, TOOLS NES	14 142	105 479	48 556	423 FIXED VEG OILS, SOFT	65 946	6 044	2 800
749 NONELEC MACH PTS, ACC NES	34 987	148 181	67 162				



## 7 IMPORTS AND EXPORTS (SPECIAL TRADE) BY COUNTRIES OF PRODUCTION AND CONSUMPTION AND BY GROUPS OF THE SITC-REV. II 1986

GROUP DESCRIPTION	DT = 100 KG	1 000 DM	1 000 \$	GROUP DESCRIPTION	DT = 100 KG	1 000 DM	1 000 \$
424 FIXED VEG OIL NONSOFT	886	70	31	821 FURNITURE	283 578	83 547	38 735
431 PROCESD ANML VEG OIL,ETC	78 199	3 617	1 646	831 TRAVEL GOODS,HANDBAGS	1 892	8 268	3 822
511 HYDROCARBONS NES,DERIVS	328 381	24 264	10 977	842 MENS OUTERWEAR NOT KNIT	19 607	93 089	43 411
512 ALCOHOLS,PHENOLS,ETC	22 522	3 067	1 451	843 WOMENS OUTERWEAR NONKNIT	19 676	134 082	61 846
513 ORGANIC ACIDS,ETC	4 872	1 727	802	844 UNDERWEAR NOT KNIT	11 335	54 117	25 068
514 NITROGEN-FUNCTN COMPOUNDS	21 867	3 891	1 777	845 OUTERWEAR KNIT NONELASTC	7 116	26 261	12 286
515 ORG-INORG COMPOUNDS ETC	18 350	6 626	3 117	846 UNDERWEAR KNITTED	7 421	15 210	7 079
516 OTHER ORGANIC CHEMICALS	10 972	2 750	1 280	847 TXTL CLTHNG ACCESRYS NES	639	1 217	573
522 INORG ELEMNTS,OXIDES,ETC	189 520	14 672	6 792	848 HEADGEAR,NONTXTL CLOTHING	1 637	17 438	8 071
523 OTHR INORGANIC CHEMICALS	301 464	10 355	4 809	851 FOOTWEAR	28 667	57 329	26 469
531 SYNT DYE,NAT INDGO,LAKES	490	708	329	871 OPTICAL INSTRUMENTS	163	800	365
533 PIGMENTS,PAINTS,ETC	338	128	58	872 MEDICAL INSTRUMENTS NES	137	1 844	848
541 MEDICINAL ETC PRODUCTS	126	793	369	874 MEASURING,CONTROLNG INSTR	2 752	8 346	3 832
551 ESSENTL OIL,PERFUME,ETC	8 982	1 641	781	881 PHOTO APPAR & EQUIPT NES	168	133	61
554 SOAPS,CLEANING ETC PREPS	1 643	319	147	884 OPTICAL GOODS NES	5	226	105
562 FERTILIZERS MANUFACTURED	479 920	12 114	5 694	885 WATCHES AND CLOCKS	640	998	451
572 EXPLOSIVES,PYROTECH PROD	6 465	975	458	892 PRINTED MATTER	160	408	182
582 PROD OF CONDENSATION ETC	200 827	12 518	5 728	893 ARTICLES OF PLASTIC NES	1 865	741	345
583 PROD OF POLYMERIZING ETC	81 847	9 631	4 547	894 TOYS,SPORTING GOODS,ETC	12 478	6 459	3 011
591 PESTICIDES,DISINFECTANTS	1 663	498	227	896 WORKS OF ART ETC	81	1 205	550
592 STARCH,INULIN,GLUTEN,ETC	47 801	14 590	6 760	897 GOLD,SILVER WARE,JEWELRY	8	1 315	601
598 MISC CHEMICAL PRODS NES	69 323	4 565	2 113	898 MUSICAL INSTRUMENTS,PTS	308	383	175
611 LEATHER	3 857	946	444	899 OTHER MANUFACTURED GOODS	15 995	6 503	3 000
612 LEATHER ETC MANUFACTURES	935	3 833	1 802	941 ZOO ANIMALS,PETS	253	207	98
613 FUR SKINS TANNED,DRESSED	69	563	265	961 COIN NONGOLD,NONCURRENT	17	917	409
621 MATERIALS OF RUBBER	16 628	3 500	1 620				
625 RUBBER TYRES,TUBES	15 237	4 097	1 882	EXPORTS	6 761 022	2 449 180	1 136 700
628 RUBBER ARTICLES NES	804	517	239				
634 VENEERS,PLYWOOD,ETC	99 433	5 550	2 561	001 LIVE ANIMALS	842	334	167
635 WOOD MANUFACTURES NES	271 588	17 612	8 186	011 MEAT FRESH,CHILLO,FROZEN	21 951	5 697	2 604
641 PAPER AND PAPERBOARD	217 036	19 507	8 862	012 MEAT DRIED,SALTED,SMOKED	104	96	42
651 TEXTILE YARN AND THREAD	1 204	887	400	014 MEAT PREPD,PRSDV,NES ETC	2 622	1 235	570
652 COTTON FABRICS,WOVEN	3 460	4 184	1 959	022 MILK AND CREAM	14 990	2 999	1 355
653 WOVN MAN-MADE FIB FABRIC	2 033	2 199	1 004	023 BUTTER	22 022	4 864	2 418
654 OTH WOVEN TEXTILE FABRIC	2 355	4 130	1 902	024 CHEESE AND CURD	21 182	5 959	2 793
655 KNIT ETC FABRICS	1 331	1 456	672	034 FISH FRESH,CHILLED,FROZN	93	1 137	501
656 LACE,RIBBONS,TULLE,ETC	802	1 298	593	037 FISH ETC PREPD PRSDV NES	60	83	41
657 SPECIAL TEXTILE ETC PROD	571	873	398	041 WHEAT ETC UNMILLED	1 103 612	25 463	11 780
658 TEXTILE ARTICLES NES	6 988	8 099	3 754	043 BARLEY UNMILLED	578 307	9 803	4 481
659 FLOOR COVERINGS ETC	2 083	653	305	044 MAIZE UNMILLED	625	464	205
661 CEMENT ETC BUILDING PROD	1 894 914	14 926	7 062	048 CEREAL ETC PREPARATIONS	52 145	5 641	2 593
662 CLAY,REFRACTORY BLDG PRD	38 199	1 342	632	057 FRUIT,NUTS,FRESH,DRIED	3 487	596	275
663 OTH NONMETAL MINERAL MFS	79 948	4 136	1 900	058 FRUIT PRESERVED PREPARED	14 190	2 105	993
664 GLASS	179 451	8 105	3 734	062 SUGAR PREPS NON-COCOA	1 095	617	291
665 GLASSWARE	69 395	10 755	4 984	071 COFFEE AND SUBSTITUTES	16 434	18 246	8 864
666 POTTERY	2 575	932	443	072 COCOA	4 922	2 069	940
671 PIG IRON ETC	10 419	1 359	621	073 CHOCOLATE AND PRODUCTS	9 534	7 409	3 491
672 IRON,STL PRIMARY FORMS	40 768	1 853	818	074 TEA AND MATE	64	106	50
673 IRON AND STEEL SHAPES	1 217 626	84 572	38 772	075 SPICES	661	276	123
674 IRN,STL UNIV,PLATE,SHEET	279 359	26 053	12 137	081 FEEDING STUFF FOR ANIMLS	1 038 763	70 271	32 050
675 IRON,STEEL HOOP,STRIP	19 624	1 667	726	098 EDIBLE PRODUCTS,PREPS NES	10 892	4 229	2 005
676 RAILWY RAILS ETC IRN,STL	34 340	1 749	808	111 NON-ALCOHL BEVERAGES NES	6 161	872	405
677 IRN,STL WIRE EXCL W ROD	69 442	4 928	2 325	112 ALCOHOLIC BEVERAGES	21 766	3 674	1 702
678 IRON,STL TUBES,PIPES,ETC	70 515	10 687	4 988	122 TOBACCO MFRS	1 163	3 530	1 653
679 IRN,STL CASTINGS UNWORKE	37 877	3 718	1 719	211 HIDES,SKINS,UNDRESSED	13 716	7 953	3 627
681 SILVER,PLATINUM,ETC	981	36 779	17 232	212 FUR SKINS UNRESSED	9	90	42
682 COPPER EXC CEMENT COPPER	941 774	269 620	133 557	222 SEEDS FOR SOFT-FIXED OIL	5 807	1 017	459
684 ALUMINIUM	3 238	1 168	532	232 NATURAL RUBBER,GUMS	152	92	44
686 ZINC	59 356	9 883	4 585	233 RUBBER,SYNTHETIC,RECLAIMD	16 856	6 329	2 922
689 NON-FER BASE METALS NES	53	159	72	248 WOOD SHAPED	1 021	561	239
691 STRUCTURES AND PARTS NES	222 990	30 241	14 279	251 PULP AND WASTE PAPER	4 904	807	380
692 METAL TANKS,BOXES,ETC	17 403	5 136	2 364	263 COTTON	7 023	1 531	711
693 WIRE PRODUCTS NON ELECTR	26 712	5 566	2 581	266 SYNTHETIC FIBRE TC SPIN	4 778	2 228	978
694 STL,COPPR NAILS,NUTS,ETC	101 324	12 819	5 943	267 OTHER MAN-MADE FIBRES	540	219	103
695 TOOLS	15 710	9 617	4 421	268 WOOL(EXC TOPS),ANML HAIR	1 313	784	364
697 BASE MTL HOUSEHOLD EQUIP	6 144	2 138	997	269 WASTE OF TEXTILE FABRICS	1 600	654	314
699 OTHER METAL MANUFACTURES	141 809	21 243	9 934	273 STONE,SAND AND GRAVEL	11 350	240	112
711 STEAM BOILERS & AUX PLNT	2 869	912	417	277 NATURAL ABRASIVES NES	10	578	271
712 STEAM ENGINES,TURBINES	19	100	45	278 OTHER CRUDE MINERALS	74 445	2 007	939
713 INTRNL COMBUS PISTN ENGN	2 710	1 457	672	287 BASE METAL ORES,CONC NES	29 119	1 930	888
716 ROTATING ELECTRIC PLANT	16 044	8 293	3 848	291 CRUDE ANIMAL MTRIALS NES	29	143	70
721 AGRIC MACHY,EXC TRACTORS	25 123	2 956	1 359	292 CRUDE VEG MATERIALS NES	3 546	3 276	1 518
723 CIVIL ENGINEERG EQUIP ETC	11 604	3 281	1 530	334 PETROLEUM PRODUCTS,REFIN	50 247	15 113	7 000
724 TEXTILE,LEATHER MACHNRY	6 029	2 553	1 201	335 RESIDUAL PETRLM PROD NES	61 709	3 290	1 587
726 PRJNTG,BKBDNG MACHY,PTS	74	101	48	411 ANIMAL OILS AND FATS	545	122	53
727 FOOD MACHRY NON-DOMESTIC	2 009	2 827	1 310	423 FIXED VEG OILS,SOFT	100 254	8 363	3 929
728 OTH MACHY FOR SPCL INDUS	6 946	3 089	1 412	424 FIXED VEG OIL NONSOFT	103 599	9 290	4 362
736 MACHINE TOOLS FOR METAL	13 524	13 075	6 085	511 PROCESD ANML VEG OIL,ETC	199 816	19 944	8 939
737 METALWORKING MACHNRY NES	1 814	1 156	544	512 HYDROCARBONS NES,DERIVS	33 080	9 045	4 139
741 HEATING,COOLING EQUIPMNT	4 089	1 268	581	513 ALCOHOLS,PHENOLS ETC	112 684	25 471	11 665
742 PUMPS FOR LIQUIDS ETC	1 430	267	118	514 ORGANIC ACIDS,ETC	47 028	17 982	8 332
743 PUMPS NES CENTRIFUGES ETC	47 081	8 572	3 936	515 NITROGEN-FUNCTN COMPOUNDS	24 808	27 451	12 773
744 MECHANICAL HANDLING EQU	11 482	2 731	1 269	516 ORG-INORG COMPOUNDS ETC	27 041	38 918	18 112
745 NONELEC MACHY,TOOLS NES	1 651	813	371	518 OTHER ORGANIC CHEMICALS	24 033	8 554	3 993
749 NONELEC MACH PTS,ACC NES	20 931	11 378	5 177	522 INORG ELEMNTS,OXIDES,ETC	183 766	13 897	6 443
751 OFFICE MACHINES	140	185	87	523 OTHR INORGANIC CHEMICALS	18 954	4 311	1 997
752 AUTOMATIC DATA PROC EQUIP	31	246	118	524 RADIOACTIVE ETC MATERIAL	1	804	376
762 RADIO BROADCAST RECEIVRS	5 148	8 141	3 791	531 SYNT DYE,NAT INDGO,LAKES	4 979	13 985	6 383
763 SOUND RECORDRS,PHONOGRPH	3 104	2 603	1 195	532 DYES NES,TANNING PRODS	7 922	2 161	1 010
764 TELECOM EQPT,PTS,ACC NES	3 796	3 111	1 456	533 PIGMENTS,PAINTS,ETC	31 659	24 751	11 543
771 ELECTRIC POWER MACHY NES	2 404	650	395	541 MEDICINAL ETC PRODUCTS	21 744	93 345	42 871
772 SWITCHGEAR ETC & PTS NES	1 592	6 173	2 831	551 ESSENTL OIL,PERFUME,ETC	2 093	6 344	2 998
773 ELECTR DISTRIBUTING MACH	4 509	1 789	831	553 PERFUMERY,COSMETICS,ETC	4 422	6 401	3 001
774 ELECTRO-MEDCL,XRAY EQUIP	6	78	36	554 SOAPS,CLEANING ETC PREPS	31 464	9 020	4 164
775 HOUSEHOLD TYPE EQUIP NES	7 685	5 398	2 487	562 FERTILIZERS MANUFACTURED	300 838	11 986	5 479
776 TRANSISTORS,VALVES,ETC	31	206	99	572 EXPLOSIVES,PYROTECH PROD	6	216	96
778 ELECTRICAL MACHINERY NES	25 005	6 694	3 076	582 PROD OF CONDENSATION ETC	57 476	35 592	16 594
781 PASS MOTOR VEH EXC BUSES	14 937	8 886	4 164	583 PROD OF POLYMERIZING ETC	129 892	40 206	18 516
782 LORRIES,SPCL MTR VEH NES	150	270	119	584 CELLULOSE DERIVATIVES ETC	8 506	3 553	1 642
783 ROAD MOTOR VEHICLES NES	96	102	45	585 PLASTIC MATERIALS NES	2 971	871	406
784 MOTOR VEHCL PTS,ACC NES	719	1 035	485	591 PESTICIDES,DISINFECTANTS	21 527	52 656	24 309
785 MOTOR & OTHER CYCLES ETC	3 246	1 630	739	592 STARCH,INULIN,GLUTEN,ETC	5 035	2 495	1 164
786 VEH NES NONMOTR,TRAILERS	15 729	2 713	1 252	598 MISC CHEMICAL PRODS NES	125 077	44 108	20 396
793 SHIPS AND BOATS	415 510	10 695	4 938	611 LEATHER	1 699	9 057	4 164
812 PLUMB,HEATING,LGHTNG EQU	11 152	2 474	1 147	612 LEATHER ETC MANUFACTURES	6 901	6 010	2 758



## 7 IMPORTS AND EXPORTS (SPECIAL TRADE) BY COUNTRIES OF PRODUCTION AND CONSUMPTION AND BY GROUPS OF THE SITC-REV. II 1986

GROUP DESCRIPTION	DT = 100 KG	1 000 DM	1 000 \$	GROUP DESCRIPTION	DT = 100 KG	1 000 DM	1 000 \$
613 FUR SKINS TANNED,DRESSED	951	1 353	628	884 OPTICAL GOODS NES	84	1 128	524
621 MATERIALS OF RUBBER	4 603	4 468	2 082	885 WATCHES AND CLOCKS	257	1 578	722
625 RUBBER TYRES,TUBES	12 182	7 511	3 429	892 PRINTED MATTER	5 983	7 394	3 391
628 RUBBER ARTICLES NES	20 857	24 204	11 113	893 ARTICLES OF PLASTIC NES	7 675	8 534	3 951
635 WOOD MANUFACTURES NES	6 243	2 080	970	894 TOYS,SPORTING GOODS,ETC	839	1 848	852
641 PAPER AND PAPERBOARD	60 843	19 718	9 126	895 OFFICE SUPPLIES NES	432	1 736	800
642 ARTICLES OF PAPER ETC	9 444	3 290	1 517	896 WORKS OF ART ETC	5	589	291
651 TEXTILE YARN AND THREAD	16 544	22 799	10 472	897 GOLD,SILVER WARE,JEWELRY		1 206	571
652 COTTON FABRICS,WOVEN	14 897	49 864	23 229	898 MUSICAL INSTRUMENTS,PTS	3 421	13 885	6 391
653 WOVN MAN-MADE FIB FABRIC	18 562	70 836	32 811	899 OTHER MANUFACTURED GOODS	1 098	9 409	4 335
654 OTH WOVEN TEXTILE FABRIC	8 613	33 171	15 386	951 WAR FIREARMS,AMMUNITION	11	83	39
655 KNIT ETC FABRICS	5 395	14 856	6 667	971 GOLD,NON MONETARY NES		992	446
656 LACE,RIBBONS,TULLE,ETC	449	2 329	1 093				
657 SPECIAL TEXTILE ETC PROD	11 318	22 630	10 531	CZECHOSLOVA			
658 TEXTILE ARTICLES NES	2 319	3 452	1 601				
659 FLOOR COVERINGS ETC	189	334	151	IMPORTS	58 931 592	2 197 211	1 017 346
662 CLAY,REFRACTORY BLDG PRD	35 943	7 134	3 283				
663 OTH NONMETAL MINERAL MFS	17 363	16 195	7 576	001 LIVE ANIMALS	9 985	3 204	1 475
664 GLASS	11 993	6 634	3 065	011 MEAT FRESH,CHILLD,FROZEN	96 760	72 998	34 403
665 GLASSWARE	195	776	374	014 MEAT PREPD,PRSD,NES ETC	10 647	5 084	2 378
667 PEARL,PREC-,SEMI-P STONE		74	32	022 MILK AND CREAM	240	101	50
671 PIG IRON ETC	2 186	987	437	025 EGGS,BIRDS,FRESH,PRSRVD	40 467	4 951	2 252
672 IRON,STL PRIMARY FORMS	22 377	1 899	837	034 FISH FRESH,CHILLED,FROZN	16 840	7 669	3 553
673 IRON AND STEEL SHAPES	109 508	20 512	9 231	036 SHELL FISH FRESH,FROZEN	815	266	119
674 IRN STL UNIV,PLATE,SHEET	226 941	28 654	13 083	048 CEREAL ETC PREPARATIONS	160 482	6 761	3 147
675 IRON,STEEL HOOP,STRIP	109 937	18 306	8 397	054 VEG ETC FRSH,SMPLY PRSD	142 496	17 363	8 191
677 IRN,STL WIRE EXCL W ROD	41 848	10 775	4 976	056 VEGTBLES ETC PRSD,PREPD	28 875	4 344	2 011
678 IRON,STL TUBES,PIPES,ETC	524 480	68 977	32 223	057 FRUIT,NUTS,FRESH,DRIED	238 843	4 746	2 275
679 IRN,STL CASTINGS UNWORKE	95	72	35	058 FRUIT PRESERVED,PREPARED	120 187	12 268	5 611
681 SILVER,PLATINUM,ETC	59	2 772	1 273	061 SUGAR AND HONEY	33 336	4 593	2 109
682 COPPER EXC CEMENT COPPER	5 097	8 235	3 841	062 SUGAR PREPS NON-COCOA	2 588	818	383
683 NICKEL	694	1 300	609	073 CHOCOLATE AND PRODUCTS	2 262	2 079	947
684 ALUMINIUM	2 098	2 209	1 023	075 SPICES	1 197	265	119
686 ZINC	88	128	59	081 FEEDING STUFF FOR ANIMLS	16 840	2 198	1 028
687 TIN	40	74	35	112 ALCOHOLIC BEVERAGES	168 699	12 029	5 598
689 NON-FER BASE METALS NES	15	347	158	212 FUR SKINS UNDRESSED	116	3 787	1 679
691 STRUCTURES AND PARTS NES	8 179	3 416	1 495	223 SEEDS FOR OTH FIXED OILS	2 901	532	261
692 METAL TANKS,BOXES,ETC	4 908	2 890	1 371	233 RUBBER,SYNTHETIC,RECLAIMD	57 415	7 234	3 334
693 WIRE PRODUCTS NON ELECTR	27 168	15 311	7 161	245 FUEL WOOD NES,CHARCOAL	27 392	1 588	740
694 STL,COPPR NAILS,NUTS,ETC	6 745	4 181	1 947	246 PULPWOOD,CHIPS,WOODWASTE	3 168 579	23 827	11 116
695 TOOLS	2 301	17 466	8 162	247 OTH WOOD ROUGH,SQUARED	1 025 647	20 952	9 803
696 CUTLERY	229	1 807	844	248 WOOD SHAPED	2 415 687	77 830	36 183
697 BASE MTL HOUSEHOLD EQUIP	354	420	193	251 PULP AND WASTE PAPER	405 337	35 713	16 632
699 OTHER METAL MANUFACTURES	11 240	13 879	6 391	263 COTTON	10 734	399	181
700 INDUSTRIAL PLANT,CHAP 84	647	3 911	1 929	266 SYNTHETIC FIBRE TO SPIN	14 471	3 425	1 542
711 STEAM BOILERS & AUX PLNT	598	1 404	645	267 OTHER MAN-MADE FIBRES	8 567	1 018	451
712 STEAM ENGINES,TURBINES	22	635	284	268 WOOL(EXC TOPS),ANML HAIR	1 005	429	196
713 INTRNL COMBUS PISTN ENGN	3 653	11 783	5 423	269 WASTE OF TEXTILE FABRICS	19 271	852	382
716 ROTATING ELECTRIC PLANT	3 027	9 494	4 444	273 STONE,SAND AND GRAVEL	477 249	1 200	560
718 OTH POWER GENERATOR MACHY	4 110	4 785	2 200	278 OTHER CRUDE MINERALS	2 889 179	50 708	23 484
721 AGRIC MACHY,EXC TRACTORS	11 410	8 642	4 076	282 IRON AND STEEL SCRAP	224 457	5 699	2 623
722 TRACTORS NON-ROAD	581	237	113	287 BASE METAL ORES,CONC NES	61 417	3 576	1 681
723 CIVIL ENGINEERG EQUIP ETC	27 075	31 523	14 366	288 NONFERR METAL SCRAP NES	1 131 628	11 268	5 263
724 TEXTILE,LEATHER MACHNRY	20 167	78 791	36 565	289 PREC METAL ORE,WASTE NES	170	3 051	1 398
725 PAPER ETC MILL MACHINERY	5 088	30 426	14 064	291 CRUDE ANIMAL MTRIALS NES	60 553	9 008	4 262
726 PRINTG,BKBDNG MACHY,PTS	3 862	15 294	7 284	292 CRUDE VEG MATERIALS NES	21 601	5 593	2 538
727 FOOD MACHRY NON-DOMESTIC	1 154	11 371	5 483	322 COAL,LIGNITE,PEAT	27 602 428	177 895	81 892
728 OTH MACHY FOR SPCL INDUS	42 486	116 773	54 884	323 BRIQUETS,COKE,SEMI-COKE	459 315	10 040	4 758
736 MACHINE TOOLS FOR METAL	11 399	70 789	32 353	334 PETROLEUM PRODUCTS,REFIN	6 004 459	147 482	68 669
737 METALWORKING MACHNRY NES	6 309	12 988	5 995	335 RESIDUAL PETRLM PROD NES	369 946	18 863	8 777
741 HEATING,COOLING EQUIPMNT	6 726	27 254	12 711	411 ANIMAL OILS AND FATS	11 144	596	265
742 PUMPS FOR LIQUIDS ETC	3 341	17 384	8 148	431 PROCESD ANML VEG OIL,ETC	69 112	3 641	1 671
743 PUMPS NES,CENTRIFUGES ETC	5 992	21 248	9 962	511 HYDROCARBONS NES,DERIVS	656 117	49 965	22 642
744 MECHANICAL HANDLING EQU	17 288	37 579	17 638	512 ALCOHOLS,PHENOLS,ETC	20 398	4 628	2 158
745 NONELEC MACHY,TOOLS NES	9 085	55 222	25 730	513 ORGANIC ACIDS,ETC	65 969	12 978	5 985
749 NONELEC MACH PTS,ACC NES	26 517	70 391	32 702	514 NITROGEN-FNCTN COMPOUNDS	18 083	7 685	3 493
751 OFFICE MACHINES	145	1 596	745	515 ORG-INORG COMPOUNDS ETC	3 286	3 432	1 556
752 AUTOMATIC DATA PROC EQUIP	607	11 961	5 697	516 OTHER ORGANIC CHEMICALS	132 649	17 745	8 169
759 OFFICE & ADP MCH PTS,ACC	399	3 227	1 524	522 INORG ELEMNTS,OXIDES,ETC	64 967	8 351	3 859
761 TELEVISION RECEIVERS	631	2 566	1 190	523 OTHR INORGANIC CHEMICALS	196 292	10 940	5 089
762 RADIO BROADCAST RECEIVRS	129	661	297	524 RADIOACTIVE ETC MATERIAL	49	369	182
763 SOUND RECORDRS,PHONOGRPH	201	2 480	1 140	531 SYNT DYE,NAT INDGO,LAKES	3 639	6 173	2 887
764 TELECOM EQPT,PTS,ACC NES	380	5 610	2 612	532 DYES NES,TANNING PRODS	1 473	416	202
771 ELECTRIC POWER MACHY NES	158	1 477	664	533 PIGMENTS,PAINTS,ETC	6 876	1 022	470
772 SWITCHGEAR ETC & PTS NES	1 673	18 555	8 692	541 MEDICINAL ETC PRODUCTS	543	12 479	5 634
773 ELECTR DISTRIBUTING MACH	20 729	14 669	6 661	553 PERFUMERY,COSMETICS,ETC	109	85	38
774 ELECTRO-MEDCL,XRAY EQUIP	663	32 506	14 796	554 SOAPS,CLEANING ETC PREPS	13 730	1 869	859
775 HOUSEHOLD TYPE EQUIP NES	3 971	4 500	2 072	562 FERTILIZERS MANUFACTURED	611 012	12 637	5 828
776 TRANSISTORS,VALVES,ETC	50	5 436	2 544	572 EXPLOSIVES,PYROTECH PROD	3 362	582	278
778 ELECTRICAL MACHINERY NES	18 869	27 403	12 799	582 PROD OF CONDENSATION ETC	233 061	12 961	5 965
781 PASS MOTOR VEH EXC BUSES	20 921	28 769	13 110	583 PROD OF POLYMERIZING ETC	602 071	65 899	30 467
782 LORRIES,SPCL MTR VEH NES	10 274	16 082	7 686	584 CELLULOSE DERIVATIVES ETC	3 310	970	450
783 ROAD MOTOR VEHICLES NES	751	1 138	526	591 PESTICIDES,DISINFECTANTS	1 724	272	122
784 MOTOR VEHCL PTS,ACC NES	9 986	21 168	9 745	592 STARCH,INULIN,GLUTEN,ETC	19 545	2 635	1 255
785 MOTOR & OTHER CYCLES ETC	506	796	367	598 MISC CHEMICAL PRODS NES	18 995	3 716	1 712
786 VEH NES NONMOTR,TRAILERS	4 773	2 046	927	612 LEATHER ETC MANUFACTURES	3 884	5 757	2 666
791 RAILWAY VEHICLES	1 136	5 749	2 749	613 FUR SKINS TANNED,DRESSED	99	1 530	710
793 SHIPS AND BOATS	117 015	50 054	25 131	621 MATERIALS OF RUBBER	11 251	2 371	1 102
812 PLUMB,G,HEATING,LGHTNG EQU	1 185	1 978	915	625 RUBBER TYRES,TUBES	15 428	5 501	2 579
821 FURNITURE	1 644	3 455	1 582	628 RUBBER ARTICLES NES	9 856	4 120	1 894
831 TRAVEL GOODS,HANDBAGS	91	156	71	634 VENEERS,PLYWOOD,ETC	640 320	25 257	11 683
842 MENS OUTERWEAR NOT KNIT	1 051	4 408	2 007	635 WOOD MANUFACTURES NES	676 868	26 917	12 497
843 WOMENS OUTERWEAR NONKNIT	670	2 791	1 283	641 PAPER AND PAPERBOARD	616 898	45 725	21 119
844 UNDERWEAR NOT KNIT	59	206	91	642 ARTICLES OF PAPER ETC	15 303	3 069	1 436
845 UNDERWEAR KNIT NONELASTC	385	2 771	1 297	651 TEXTILE YARN AND THREAD	113 911	36 735	16 760
846 UNDERWEAR KNITTED	193	1 169	525	652 COTTON FABRICS,WOVEN	33 258	43 114	19 887
847 TXTL CLTHNG ACCESSRYS NES	775	4 296	1 995	653 WOVN MAN-MADE FIB FABRIC	30 319	38 751	17 903
848 HEADGEAR,NONTXTL CLOTHNG	710	4 241	2 035	654 OTH WOVEN TEXTILE FABRIC	12 128	10 541	4 875
851 FOOTWEAR	70	501	238	655 KNIT ETC FABRICS	7 898	4 542	2 074
871 OPTICAL INSTRUMENTS	66	1 372	625	656 LACE,RIBBONS,TULLE,ETC	700	1 451	656
872 MEDICAL INSTRUMENTS NES	2 885	21 031	9 544	657 SPECIAL TEXTILE ETC PROD	24 197	6 966	3 173
873 METERS & COUNTERS NES	94	1 010	471	658 TEXTILE ARTICLES NES	35 177	39 595	18 170
874 MEASURING,CONTROLNG INSTR	2 213	51 084	23 700	659 FLOOR COVERINGS ETC	6 058	4 834	2 238
881 PHOTO APPAR & EQUIPT NES	387	6 034	2 770	661 CEMENT ETC BUILDING PROD	1 786 364	24 659	11 454
882 PHOTO,CINEMA SUPPLIES	2 387	5 022	2 300	662 CLAY,REFRACTORY BLDG PRD	90 498	5 719	2 673



7 IMPORTS AND EXPORTS (SPECIAL TRADE) BY COUNTRIES OF PRODUCTION AND CONSUMPTION AND BY GROUPS OF THE SITC-REV. II 1986

GROUP DESCRIPTION	DT * 100 KG	1 000 DM	1 000 \$	GROUP DESCRIPTION	DT * 100 KG	1 000 DM	1 000 \$
663 OTH NONMETAL MINERAL MFS	241 508	6 078	2 826	035 FISH SALTED, DRIED, SMOKED	610	158	72
664 GLASS	264 252	18 842	8 749	037 FISH ETC PREPD PRSVD NES	6 115	4 469	2 062
665 GLASSWARE	318 943	32 745	15 147	045 CEREALS NES UNMILLED	1 515	1 063	515
666 POTTERY	5 725	2 170	1 002	048 CEREAL ETC PREPARATIONS	7 926	5 231	2 493
671 PIG IRON ETC	133 193	10 685	4 947	054 VEG ETC FRSH, SPLY PRSVD	17 254	1 256	559
672 IRON, STL PRIMARY FORMS	179 941	14 070	6 421	058 FRUIT PRESERVED, PREPARED	1 653	615	281
673 IRON AND STEEL SHAPES	1 285 044	86 936	40 217	061 SUGAR AND HONEY	11 061	1 108	507
674 IRN, STL UNIV. PLATE, SHEET	889 980	74 029	33 768	062 SUGAR PREPS NON-COCOA	2 164	1 864	893
675 IRON, STEEL HOOP, STRIP	132 103	10 451	4 891	071 COFFEE AND SUBSTITUTES	2 887	3 778	1 798
676 RAILWAY RAILS ETC IRN, STL	7 491	578	257	072 COCOA	1 000	205	96
677 IRN, STL WIRE EXCL W ROD	219 226	15 461	7 069	073 CHOCOLATE AND PRODUCTS	3 771	3 907	1 852
678 IRON, STL TUBES, PIPES, ETC	192 104	19 646	9 049	081 FEEDING STUFF FOR ANIMLS	430 810	33 466	15 455
679 IRN, STL CASTINGS UNWORKE	9 947	1 067	503	098 EDIBLE PRODUCTS, PREPS NES	4 667	3 039	1 441
681 SILVER, PLATINUM, ETC	34	1 590	759	111 NON-ALCOHL BEVERAGES NES	5 906	745	349
682 COPPER EXC CEMENT COPPER	222	93	45	112 ALCOHOLIC BEVERAGES	3 995	682	326
684 ALUMINIUM	23 619	5 442	2 570	121 TOBACCO UNMNFCTRD, REFUSE	220	87	39
689 NON-FER BASE METALS NES	8	359	161	122 TOBACCO MFRS	378	1 162	563
691 STRUCTURES AND PARTS NES	4 638	811	377	211 HIDES, SKINS, UNDRESSED	24 458	9 908	4 593
692 METAL TANKS, BOXES, ETC	10 737	2 708	1 248	222 SEEDS FOR SOFT/FIXED OIL	419	104	48
693 WIRE PRODUCTS NON ELECT	12 776	1 785	836	233 RUBBER, SYNTHETIC, RECLAIMD	75 933	22 787	10 571
694 STL, COPPR NAILS, NUTS, ETC	45 211	4 606	2 126	247 OTH WOOD ROUGH, SQUARED	73 782	5 939	2 766
695 TOOLS	3 555	4 675	2 137	248 WOOD SHAPED	641	444	214
696 CUTLERY	43	202	94	263 COTTON	4 311	1 012	460
697 BASE MTL HOUSEHOLD EQUIP	26 295	6 401	2 978	266 SYNTHETIC FIBRE TO SPIN	15 608	7 587	3 525
699 OTHER METAL MANUFACTURES	39 282	6 249	2 899	267 OTHER MAN-MADE FIBRES	1 952	929	436
711 STEAM BOILERS & AUX PLNT	1 178	578	266	268 WOOD (EXC TOPS), ANML HAIR	795	552	266
712 STEAM ENGINES, TURBINES	944	1 022	448	273 STONE, SAND AND GRAVEL	8 556	278	129
713 INTRNL COMBUS PISTN ENGN	684	1 028	467	274 SULPHUR ETC	33 460	2 504	1 086
714 ENGINES & MOTORS NES	1	85	42	277 NATURAL ABRASIVES NES	29	68	30
716 ROTATING ELECTRIC PLANT	37 203	13 387	6 166	278 OTHER CRUDE MINERALS	46 561	2 904	1 337
718 OTH POWER GENERATG MACHY	650	488	229	282 IRON AND STEEL SCRAP	395 625	6 353	2 908
721 AGRIC MACHY, EXC TRACTORS	6 343	1 106	505	286 URANIUM, THORIUM ORE, CONC	33 971	84	43
722 TRACTORS NON-ROAD	14 845	5 686	2 625	287 BASE METAL DRES, CONC NES	24 708	2 323	1 078
723 CIVIL ENGINEERQ EQUIP ETC	6 124	2 714	1 311	291 CRUDE ANIMAL MTRIALS NES	2 229	425	199
724 TEXTILE, LEATHER MACHNRY	2 766	2 337	1 092	292 CRUDE VEG MATERIALS NES	3 647	4 424	2 038
725 PAPER ETC MILL MACHINERY	184	437	195	322 COAL, LIGNITE, PEAT	5 000	230	110
726 PRINTG, BKBINDG MACHY PTS	1 258	2 162	1 035	334 PETROLEUM PRODUCTS, REFIN	54 040	10 822	5 011
727 FOOD MACHRY NON-DOMESTIC	107	137	63	335 RESIDUAL PETRLM PROD NES	130 495	9 786	4 409
728 OTH MACHY FOR SPCL INDUS	8 577	6 698	3 092	411 ANIMAL OILS AND FATS	7 960	804	358
736 MACHINE TOOLS FOR METAL	48 339	33 638	15 740	423 FIXED VEG OILS SOFT	8 929	829	407
737 METALWORKING MACHNRY NES	656	472	230	424 FIXED VEG OIL NONSOFT	18 748	2 347	1 042
741 HEATING, COOLING EQUIPMNT	5 545	3 086	1 422	431 PROCESD ANML VEG OIL, ETC	9 326	2 364	1 081
742 PUMPS FOR LIQUIDS ETC	3 410	3 247	1 501	511 HYDROCARBONS NES, DERIVS	35 558	6 915	3 226
743 PUMPS NES, CENTRIFUGES ETC	670	1 187	548	512 ALCOHOLS, PHENOLS, ETC	154 103	36 736	17 221
744 MECHANICAL HANDLING EQU	10 843	2 036	964	513 ORGANIC ACIDS, ETC	34 755	14 432	6 776
745 NONELEC MACHY, TOOLS NES	3 908	1 798	818	514 NITROGEN-FUNCTN COMPOUNDS	27 569	20 542	9 471
749 NONELEC MACH PTS, ACC NES	31 413	17 868	8 197	515 ORG-INORG COMPOUNDS ETC	24 466	26 999	12 117
751 OFFICE MACHINES	784	442	200	516 OTHER ORGANIC CHEMICALS	20 832	6 739	3 167
752 AUTOMTIC DATA PROC EQUIP	2	102	45	522 INORG ELEMNTS, OXIDES, ETC	160 265	29 319	13 604
759 OFFICE & ADP MCH PTS, ACC	180	424	192	523 OTHR INORGANIC CHEMICALS	132 843	14 162	6 442
763 SOUND RECORDRS, PHONOGRPH	1 168	1 075	508	524 RADIOACTIVE ETC MATERIAL	4	326	152
764 TELECOM EQPT, PTS, ACC NES	4 882	2 803	1 335	531 SYNT DYE, NAT INDGO LAKES	4 946	17 816	8 255
771 ELECTRIC POWER MACHY NES	562	354	171	532 DYES NES, TANNING PRODS	2 859	886	406
772 SWITCHGEAR ETC & PTS NES	225	329	155	533 PIGMENTS, PAINTS, ETC	38 099	33 102	15 409
773 ELECTR DISTRIBUTING MACH	27 952	5 550	2 557	541 MEDICINAL ETC PRODUCTS	1 424	18 331	8 525
774 ELECTRO-MEDCL, XRAY EQUIP	6	183	86	551 ESSENTL OIL, PERFUME, ETC	317	2 498	1 169
775 HOUSEHOLD TYPE EQUIP NES	8 333	4 826	2 249	553 PERFUMERY, COSMETICS, ETC	4 730	4 692	2 172
776 TRANSISTORS, VALVES, ETC	119	169	77	554 SOAPS, CLEANING ETC PREPS	53 327	19 801	9 218
778 ELECTRICAL MACHINERY NES	2 185	3 156	1 462	562 FERTILIZERS MANUFACTURED	12 078	852	380
781 PASS MOTOR VEH EXC BUSES	31 135	14 301	6 607	572 EXPLOSIVES, PYROTECH PROD	3 051	1 006	474
782 LORRIES, SPCL MTR VEH NES	6 430	4 527	2 052	582 PROD OF CONDENSATION ETC	59 953	44 564	20 622
783 ROAD MOTOR VEHICLES NES	265	256	127	583 PROD OF POLYMERIZING ETC	149 855	49 828	23 184
784 MOTOR VEHCL PTS, ACC NES	9 992	4 917	2 321	584 CELLULOSE DERIVATIVES ETC	3 407	4 528	2 080
785 MOTOR & OTHER CYCLES ETC	8 251	4 429	2 065	585 PLASTIC MATERIALS NES	540	333	156
786 VEH NES NONMOTR, TRAILERS	3 813	824	390	591 PESTICIDES, DISINFECTANTS	8 856	13 458	6 065
791 RAILWAY VEHICLES	33 192	3 502	1 733	592 STARCH, INULIN, GLUTEN, ETC	5 943	3 691	1 718
793 SHIPS AND BOATS	745	852	377	598 MISC CHEMICAL PRODS NES	94 988	53 037	24 777
812 PLUMBNG, HEATING, LGHTNG EQU	19 857	4 509	2 099	605 INDUSTRIAL PLANT, CHAP 73	548	1 025	470
821 FURNITURE	198 422	49 249	22 789	612 LEATHER ETC MANUFACTURES	628	702	327
831 TRAVEL GOODS, HANDBAGS	6 908	13 051	5 983	613 FUR SKINS TANNED, DRESSED	54	1 098	501
842 MENS OUTERWEAR NOT KNIT	19 078	54 523	25 331	621 MATERIALS OF RUBBER	1 528	2 001	929
843 WOMENS OUTERWEAR NONKNIT	3 887	16 612	7 694	625 RUBBER TYRES, TUBES	4 727	3 594	1 587
844 UNDERWEAR NOT KNIT	2 562	8 137	3 792	628 RUBBER ARTICLES NES	1 235	5 100	2 360
845 OUTERWEAR KNIT NONELASTC	8 122	21 888	10 113	634 VENEERS, PLYWOOD, ETC	15 973	2 873	1 316
846 UNDERWEAR KNITTED	10 942	20 924	9 736	635 WOOD MANUFACTURES NES	1 145	519	236
847 TXTL CLTHNG ACCESSRY NES	3 111	7 670	3 516	641 PAPER AND PAPERBOARD	55 474	14 313	6 632
848 HEADGEAR, NONTXTL CLOTHNG	2 142	10 757	5 062	642 ARTICLES OF PAPER ETC	12 903	5 205	2 452
851 FOOTWEAR	16 118	18 235	8 381	651 TEXTILE YARN AND THREAD	22 291	28 821	13 323
871 OPTICAL INSTRUMENTS	8	126	60	652 COTTON FABRICS, WOVEN	9 768	16 562	7 647
872 MEDICAL INSTRUMENTS NES	2 720	2 558	1 193	653 WOVN MAN-MADE FIB FABRIC	3 999	15 256	7 037
874 MEASURING, CONTROLNG INSTR	1 274	4 200	1 950	654 OTH WOVEN TEXTILE FABRIC	1 444	5 601	2 603
881 PHOTO APPAR & EQUIPT NES	242	417	191	655 KNIT ETC FABRICS	2 149	6 629	3 046
882 PHOTO, CINEMA SUPPLIES	36	117	54	656 LACE, RIBBONS, TULLE, ETC	471	1 643	769
884 OPTICAL GOODS NES	44	152	72	657 SPECIAL TEXTILE ETC PROD	5 600	10 592	4 923
885 WATCHES AND CLOCKS	531	1 189	543	658 TEXTILE ARTICLES NES	174	708	334
892 PRINTED MATTER	34 043	12 540	5 829	659 FLOOR COVERINGS ETC	109	239	115
893 ARTICLES OF PLASTIC NES	8 330	1 827	841	661 CEMENT ETC BUILDING PROD	8 047	1 672	781
894 TOYS, SPORTING GOODS, ETC	18 588	12 811	5 949	662 CLAY, REFRACTORY BLDG PRD	65 329	16 514	7 633
895 OFFICE SUPPLIES NES	1 168	1 007	464	663 OTH NONMETAL MINERAL MFS	17 330	20 608	9 613
896 WORKS OF ART ETC	577	2 985	1 382	664 GLASS	2 476	2 964	1 373
897 GOLD, SILVER WARE, JEWELRY	262	4 815	2 223	665 GLASSWARE	508	999	460
898 MUSICAL INSTRUMENTS, PTS	2 154	3 907	1 835	666 POTTERY	219	191	91
899 OTHER MANUFACTURED GOODS	18 105	5 288	2 443	667 PEARL, PREC., SEMI-P STONE		172	78
941 ZOO ANIMALS, PETS	558	1 078	504	671 PIG IRON ETC	9 847	2 795	1 281
951 WAR FIREARMS, AMMUNITION	477	1 989	908	673 IRON AND STEEL SHAPES	4 827	2 498	1 205
961 COIN NONGOLD, NONCURRENT	1	267	121	674 IRN, STL UNIV. PLATE, SHEET	10 218	2 695	1 231
971 GOLD, NON MONETARY NES		570	268	675 IRON, STEEL HOOP, STRIP	28 075	9 593	4 413
				677 IRN, STL WIRE EXCL W ROD	6 157	4 346	2 016
				678 IRON, STL TUBES, PIPES, ETC	1 085 028	143 841	67 692
				679 IRN, STL CASTINGS UNWORKE	417	200	94
				681 SILVER, PLATINUM, ETC	31	4 688	2 298
				682 COPPER EXC CEMENT COPPER	12 419	10 856	4 928
				683 NICKEL	259	1 486	697
				684 ALUMINIUM	2 774	2 123	1 020
				685 LEAD	71 193	7 045	3 235
EXPORTS	4 491 242	2 293 607	1 075 920				
001 LIVE ANIMALS	2 741	1 611	719				
011 MEAT FRESH, CHILLO, FROZEN	5 841	577	289				
014 MEAT PREPD, PRSVD, NES ETC	1 050	1 450	678				
024 CHEESE AND CURD	5 590	2 990	1 410				
034 FISH FRESH, CHILLED, FROZN	42 640	6 855	3 123				



## 7 IMPORTS AND EXPORTS (SPECIAL TRADE) BY COUNTRIES OF PRODUCTION AND CONSUMPTION AND BY GROUPS OF THE SITC-REV. II 1986

GROUP DESCRIPTION	DT * 100 KG	1 000 DM	1 000 \$	GROUP DESCRIPTION	DT * 100 KG	1 000 DM	1 000 \$
686 ZINC	44 401	7 458	3 409	057 FRUIT, NUTS, FRESH, DRIED	137 325	10 327	4 816
687 TIN	852	1 682	805	058 FRUIT PRESERVED, PREPARED	182 180	30 449	14 452
689 NON-FER BASE METALS NES	171	1 215	545	061 SUGAR AND HONEY	44 515	10 997	5 063
691 STRUCTURES AND PARTS NES	5 171	4 579	2 234	062 SUGAR PREPS NON-COCOA	3 315	713	331
692 METAL TANKS, BOXES, ETC	3 349	1 757	830	071 COFFEE AND SUBSTITUTES	7 193	758	351
693 WIRE PRODUCTS NON ELECTR	2 660	2 831	1 313	072 COCOA	2 350	2 172	1 049
694 STL, COPPR NAILS, NUTS, ETC	2 484	2 256	1 066	073 CHOCOLATE AND PRODUCTS	1 498	925	436
695 TOOLS	2 707	25 101	11 782	075 SPICES	24 314	8 317	3 865
696 CUTLERY	585	3 849	1 813	081 FEEDING STUFF FOR ANIMLS	322 890	11 547	5 421
697 BASE MTL HOUSEHOLD EQUIP	1 090	1 442	686	091 MARGARINE AND SHORTENING	3 958	1 041	485
699 OTHER METAL MANUFACTURES	27 238	26 443	12 335	098 EDIBLE PRODUCTS, PREPS NES	31 444	5 218	2 448
700 INDUSTRIAL PLANT, CHAP 84	9 675	35 992	17 698	112 ALCOHOLIC BEVERAGES	133 746	18 753	8 561
703 INDUSTRIAL PLANT, CHAP 85	100	1 252	619	121 TOBACCO UNMNFCTD, REFUSE	950	705	332
711 STEAM BOILERS & AUX PLNT	3 157	7 166	3 401	211 HIDES, SKINS, UNDRESSED	13 037	407	196
713 INTRNL COMBUS PISTN ENGN	1 518	9 765	4 475	212 FUR SKINS UNDRESSED	22	305	136
714 ENGINES & MOTORS NES	108	1 893	862	222 SEEDS FOR SOFT/FIXED OIL	213 096	20 445	9 619
716 ROTATING ELECTRIC PLANT	4 026	13 160	6 213	223 SEEDS FOR OTH FIXED OILS	163 415	18 678	8 413
718 OTH POWER GENERATG MACHY	973	4 903	2 243	233 RUBBER, SYNTHETIC, RECLAIMD	46 066	7 481	3 508
721 AGRIC MACHY, EXC TRACTORS	5 887	13 214	6 179	245 FUEL WOOD NES, CHARCOAL	19 478	1 385	635
722 TRACTORS NON-ROAD	379	961	462	247 OTH WOOD ROUGH, SQUARED	2 930	76	36
723 CIVIL ENGINEERG EQUIP ETC	21 559	48 294	22 801	248 WOOD SHAPED	62 757	4 528	2 094
724 TEXTILE, LEATHER MACHNRY	11 182	62 527	29 243	263 COTTON	15 402	1 235	567
725 PAPER ETC MILL MACHINERY	5 052	18 679	8 691	266 SYNTHETIC FIBRE TO SPIN	432	125	55
726 PRINTG, BKBNDRG MACHY, PTS	2 786	13 997	6 772	267 OTHER MAN-MADE FIBRES	16 334	2 652	1 252
727 FOOD MACHRY NON-DOMESTIC	1 113	7 906	3 735	268 WOOL(EXC TOPS), ANML HAIR	5 317	3 984	1 832
728 OTH MACHY FOR SPCL INDUS	50 996	181 138	85 558	269 WASTE OF TEXTILE FABRICS	7 799	438	201
736 MACHINE TOOLS FOR METAL	15 170	86 315	41 417	273 STONE, SAND AND GRAVEL	7 729	215	99
737 METALWORKING MACHNRY NES	3 759	22 155	10 721	274 SULPHUR ETC	3 200	201	93
741 HEATING, COOLING EQUIPMNT	11 965	53 877	25 797	278 OTHER CRUDE MINERALS	147 530	3 015	1 416
742 PUMPS FOR LIQUIDS ETC	6 569	28 813	13 580	282 IRON AND STEEL SCRAP	41 910	1 422	647
743 PUMPS NES, CENTRIFUGES ETC	7 923	31 672	14 841	287 BASE METAL ORES, CONC NES	7 862	1 025	456
744 MECHANICAL HANDLING EQU	16 817	38 065	17 962	288 NONFERR METAL SCRAP NES	87 024	12 877	5 922
745 NONELEC MACHY, TOOLS NES	9 473	60 646	29 050	289 PREC METAL ORE, WASTE NES	8 855	4 124	1 244
749 NONELEC MACH PTS, ACC NES	19 793	76 127	35 369	291 CRUDE ANIMAL MTRIALS NES	71 253	64 183	29 748
751 OFFICE MACHINES	455	6 211	2 964	292 CRUDE VEG MATERIALS NES	82 380	22 242	10 245
752 AUTOMATIC DATA PROC EQUIP	475	12 282	5 869	334 PETROLEUM PRODUCTS, REFIN	3 585 055	122 548	56 220
759 OFFICE & ADP MCH PTS, ACC	197	4 702	2 240	335 RESIDUAL PETRLM PROD NES	825 210	35 623	16 403
761 TELEVISION RECEIVERS	475	2 428	1 136	411 ANIMAL OILS AND FATS	65 156	3 462	1 655
762 RADIO BROADCAST RECEIVRS	564	2 536	1 210	423 FIXED VEG OILS, SOFT	26 828	1 636	805
763 SOUND RECORDRS, PHONOGRPH	223	3 737	1 691	431 PROCESD ANML VEG OIL, ETC	201	130	57
764 TELECOM EQPT, PTS, ACC NES	672	7 713	3 652	511 HYDROCARBONS NES, DERIVS	585 550	31 666	14 370
771 ELECTRIC POWER MACHY NES	547	4 396	2 131	512 ALCOHOLS, PHENOLS, ETC	17 077	2 099	950
772 SWITCHGEAR ETC & PTS NES	1 170	18 315	8 525	513 ORGANIC ACIDS, ETC	7 027	1 067	483
773 ELECTR DISTRIBUTING MACH	4 346	3 519	1 586	514 NITROGEN-FUNCTN COMPOUNDS	22 727	14 302	6 561
774 ELECTRO-MEDCL, XRAY EQUIP	690	26 823	12 845	515 ORG-INORG COMPOUNDS ETC	10 176	16 215	7 601
775 HOUSEHOLD TYPE EQUIP NES	625	2 025	943	516 OTHER ORGANIC CHEMICALS	758	211	99
776 TRANSISTORS, VALVES, ETC	747	6 382	2 991	522 INORG ELEMNTS, OXIDES, ETC	58 214	6 940	3 236
778 ELECTRICAL MACHINERY NES	43 767	62 617	29 392	523 OTHR INORGANIC CHEMICALS	161 546	6 454	3 002
781 PASS MOTOR VEH EXC BUSES	5 658	10 346	4 790	533 PIGMENTS, PAINTS, ETC	2 046	757	338
782 LORRIES, SPCL MTR VEH NES	15 225	24 737	11 768	541 MEDICINAL ETC PRODUCTS	276	1 730	785
783 ROAD MOTOR VEHICLES NES	402	687	339	551 ESSENTL OIL, PERFUME, ETC	133	608	282
784 MOTOR VEHCL PTS, ACC NES	8 515	13 619	6 366	553 PERFUMERY, COSMETICS, ETC	1 145	1 378	627
785 MOTOR & OTHER CYCLES ETC	1 354	2 959	1 366	554 SOAPS, CLEANING ETC PREPS	8 417	1 969	937
786 VEH NES NONMOTR, TRAILERS	2 265	2 526	1 252	562 FERTILIZERS MANUFACTURED	1 527 514	43 950	20 408
791 RAILWAY VEHICLES	331	368	183	572 EXPLOSIVES, PYROTECH PROD	2 305	349	168
792 AIRCRAFT	5	142	69	582 PROD OF CONDENSATION ETC	2 794	1 089	516
793 SHIPS AND BOATS	26	209	102	583 PROD OF POLYMERIZING ETC	162 874	21 251	9 858
801 INDUSTRIAL PLANT, CHAP 90	197	1 442	649	584 CELLULOSE DERIVATIVES ETC	698	142	62
812 PLUMBNG, HEATNG, LGHTNG EQU	365	748	349	591 PESTICIDES, DISINFECTANTS	517	122	52
821 FURNITURE	1 148	1 492	717	598 MISC CHEMICAL PRODS NES	11 524	1 206	557
831 TRAVEL GOODS, HANDBAGS	276	177	77	611 LEATHER	6 767	9 652	4 431
842 MENS OUTERWEAR NOT KNIT	748	3 556	1 614	612 LEATHER ETC MANUFACTURES	3 096	25 637	12 037
843 WOMENS OUTERWEAR NONKNIT	275	2 829	1 313	613 FUR SKINS TANNED, DRESSED	197	5 439	2 538
844 UNDERWEAR NOT KNIT	23	161	70	621 MATERIALS OF RUBBER	4 078	1 607	737
845 OUTERWEAR KNIT NONELASTC	165	1 812	832	625 RUBBER TYRES, TUBES	46 877	10 876	5 052
846 UNDERWEAR KNITTED	83	884	407	628 RUBBER ARTICLES NES	11 350	3 799	1 750
847 TXTL CLTHNG ACCESSRYS NES	94	508	226	634 VENEERS, PLYWOOD, ETC	2 732	310	142
848 HEADGEAR, NONTXLT CLOTHNG	333	947	440	635 WOOD MANUFACTURES NES	497 867	27 630	12 805
851 FOOTWEAR	183	776	360	641 PAPER AND PAPERBOARD	63 782	7 407	3 479
871 OPTICAL INSTRUMENTS	107	2 211	1 058	642 ARTICLES OF PAPER ETC	2 180	438	208
872 MEDICAL INSTRUMENTS NES	279	9 515	4 565	651 TEXTILE YARN AND THREAD	14 851	8 636	4 028
873 METERS & COUNTERS NES	116	1 314	601	652 COTTON FABRICS, WOVEN	2 618	4 978	2 275
874 MEASURNG, CONTROLNG INSTR	4 760	93 051	44 294	653 WOVN MAN-MADE FIB FABRIC	3 424	4 746	2 226
881 PHOTO APPAR & EQUIPT NES	281	5 228	2 458	654 OTH WOVEN TEXTILE FABRIC	314	486	239
882 PHOTO, CINEMA SUPPLIES	3 141	7 343	3 422	655 KNIT ETC FABRICS	3 409	862	399
883 DEVELOPED CINEMA FILM	6	93	41	656 LACE, RIBBONS, TULLE, ETC	29	144	70
884 OPTICAL GOODS NES	99	1 724	799	657 SPECIAL TEXTILE ETC PROD	10 306	3 380	1 604
885 WATCHES AND CLOCKS	83	1 309	628	658 TEXTILE ARTICLES NES	12 218	13 632	6 291
892 PRINTED MATTER	6 329	8 302	3 825	659 FLOOR COVERINGS ETC	26 498	13 226	6 173
893 ARTICLES OF PLASTIC NES	6 929	10 964	5 133	661 CEMENT ETC BUILDING PROD	34 250	308	150
894 TOYS, SPORTING GOODS, ETC	1 346	3 807	1 775	662 CLAY, REFRACTORY BLDG PRD	39 864	2 823	1 256
895 OFFICE SUPPLIES NES	320	2 014	949	663 OTH NONMETAL MINERAL MFS	3 671	1 794	815
896 WORKS OF ART ETC	9	214	102	664 GLASS	124 976	9 336	4 307
897 GOLD, SILVER WARE, JEWELRY	2	3 982	1 836	665 GLASSWARE	199 365	13 954	6 403
898 MUSICAL INSTRUMENTS, PTS	1 242	9 103	4 244	666 POTTERY	2 248	4 208	1 936
899 OTHER MANUFACTURED GOODS	1 055	5 233	2 465	672 IRON, STL PRIMARY FORMS	78 333	4 989	2 251
941 ZOO ANIMALS, PETS	25	160	75	673 IRON AND STEEL SHAPES	422 293	27 415	12 374
971 GOLD, NON MONETARY NES		986	473	674 IRN, STL UNIV, PLATE, SHEET	522 901	41 471	18 790
				675 IRON, STEEL HOOP, STRIP	11 810	1 233	583
				676 RAILWY RAILS ETC IRN, STL	841	179	80
				677 IRN, STL WIRE EXCL W ROD	26 599	2 256	1 050
				678 IRON, STL TUBES, PIPES, ETC	143 422	13 102	6 027
				679 IRN, STL CASTINGS UNWORKE	17 964	2 344	1 091
				681 SILVER, PLATINUM, ETC	31	1 418	670
				682 COPPER EXC CEMENT COPPER	57 495	18 082	8 409
				683 NICKEL	1 359	1 462	669
				684 ALUMINIUM	66 423	23 919	10 911
				689 NON-FER BASE METALS NES	357	1 198	568
				691 STRUCTURES AND PARTS NES	31 226	8 719	4 237
				692 METAL TANKS, BOXES, ETC	7 648	2 540	1 162
				693 WIRE PRODUCTS NON ELECTR	166	120	60
				694 STL, COPPR NAILS, NUTS, ETC	34 209	4 055	1 876
				695 TOOLS	8 149	6 824	3 148
				696 CUTLERY	97	146	66
				697 BASE MTL HOUSEHOLD EQUIP	17 614	6 885	3 209
HUNGARY							
IMPORTS	13 966 511	2 082 219	963 759				
001 LIVE ANIMALS	55 858	18 655	8 761				
011 MEAT FRESH, CHILLD, FROZEN	232 243	100 142	46 989				
014 MEAT PREPD, PRSVD, NES ETC	103 577	60 619	28 031				
024 CHEESE AND CURD	814	560	262				
025 EGGS, BIRDS, FRESH, PRSRVD	434	279	131				
034 FISH FRESH, CHILLED, FROZN	4 267	2 542	1 168				
036 SHELL FISH FRESH, FROZEN	197	203	97				
044 MAIZE UNMILLED	115 215	25 688	11 873				
045 CEREALS NES UNMILLED	20 056	1 313	602				
048 CEREAL ETC PREPARATIONS	3 045	319	148				
054 VEG ETC FRSH, SMPLY PRSVD	670 409	42 164	19 726				
056 VEGETABLES ETC PRSVD, PREPD	131 548	22 209	10 303				



## 7 IMPORTS AND EXPORTS (SPECIAL TRADE) BY COUNTRIES OF PRODUCTION AND CONSUMPTION AND BY GROUPS OF THE SITC-REV. II 1986

GROUP DESCRIPTION	DT = 100 KG	1 000 DM	1 000 \$	GROUP DESCRIPTION	DT = 100 KG	1 000 DM	1 000 \$
699 OTHER METAL MANUFACTURES	93 083	24 674	11 503	277 NATURAL ABRASIVES NES	47	72	34
712 STEAM ENGINES, TURBINES	6	338	151	278 OTHER CRUDE MINERALS	105 348	4 153	1 920
713 INTRNL COMBUS PISTN ENGN	3 050	3 241	1 452	287 BASE METAL ORES, CONC NES	55 357	4 239	1 933
714 ENGINES & MOTORS NES	224	500	231	288 NONFERR METAL SCRAP NES	16 172	4 284	1 964
716 ROTATING ELECTRIC PLANT	28 053	17 689	8 168	291 CRUDE ANIMAL MTRIALS NES	1 934	1 452	665
718 OTH POWER GENERATG MACHY	1 167	1 944	883	292 CRUDE VEG MATERIALS NES	5 948	16 015	7 359
721 AGRIC MACHY, EXC TRACTORS	50 005	38 025	17 492	322 COAL, LIGNITE, PEAT	18 790	885	406
723 CIVIL ENGINEERG EQUIP ETC	49 040	12 120	5 632	323 BRIQUETS, COKE, SEMI-COKE	979 517	26 919	12 291
724 TEXTILE, LEATHER MACHNRY	5 689	4 913	2 262	334 PETROLEUM PRODUCTS, REFIN	14 633	5 394	2 479
725 PAPER ETC MILL MACHINERY	751	1 069	488	335 RESIDUAL PETRLM PROD NES	20 160	1 860	855
726 PRINTG, BKBINDG MACHY, PTS	75	74	36	411 ANIMAL OILS AND FATS	974	205	91
727 FOOD MACHRY NON-DOMESTIC	19	81	35	424 FIXED VEG OIL NONSOFT	4 914	695	316
728 OTH MACHY FOR SPCL INDUS	33 859	14 607	6 846	431 PROCESD ANML VEG OIL, ETC	18 549	4 019	1 848
736 MACHINE TOOLS FOR METAL	14 663	15 848	7 163	511 HYDROCARBONS NES, DERIVS	37 288	7 972	3 672
737 METALWORKING MACHNRY NES	5 394	3 477	1 619	512 ALCOHOLS, PHENOLS, ETC	165 381	30 857	14 120
741 HEATING, COOLING EQUIPMNT	4 313	2 811	1 319	513 ORGANIC ACIDS, ETC	45 829	26 983	12 274
742 PUMPS FOR LIQUIDS ETC	1 701	2 151	986	514 NITROGEN-FUNCTN COMPOUNDS	93 867	56 915	26 025
743 PUMPS NES, CENTRIFUGES ETC	2 418	2 665	1 257	515 ORG-INORG COMPOUNDS ETC	17 943	25 762	11 352
744 MECHANICAL HANDLING EQU	31 283	8 143	3 784	516 OTHER ORGANIC CHEMICALS	62 945	23 903	10 957
745 NONELEC MACHY, TOOLS NES	1 807	1 823	863	522 INORG ELEMNTS, OXIDES, ETC	164 636	16 888	7 647
749 NONELEC MACH, PTS, ACC NES	37 673	42 290	19 461	523 OTHR INORGANIC CHEMICALS	337 167	35 625	16 514
751 OFFICE MACHINES	12	66	31	524 RADIOACTIVE ETC MATERIAL	3	302	140
752 AUTOMTIC DATA PROC EQUIP	153	718	351	531 SYNT DYE, NAT INDGO, LAKES	11 083	23 739	10 847
759 OFFICE & ADP MCH PTS, ACC	3 081	3 041	1 387	532 DYES NES, TANNING PRODS	4 094	1 224	564
761 TELEVISION RECEIVERS	1 734	2 847	1 267	533 PIGMENTS, PAINTS, ETC	53 228	38 200	17 558
763 SOUND RECORDRS, PHONOGRPH	430	953	450	541 MEDICINAL ETC PRODUCTS	3 732	29 364	13 416
764 TELECOM EQPT, PTS, ACC NES	6 922	7 628	3 549	551 ESSENTL OIL, PERFUME, ETC	2 694	6 669	3 065
771 ELECTRIC POWER MACHY NES	2 815	3 051	1 392	553 PERFUMERY, COSMETICS, ETC	9 850	8 984	4 114
772 SWITCHGEAR ETC & PTS NES	2 833	7 416	3 455	554 SOAPS, CLEANING ETC PREPS	96 646	19 874	9 071
773 ELECTR DISTRIBUTING MACH	2 298	3 614	1 696	562 FERTILIZERS MANUFACTURED	154 957	6 295	2 860
774 ELECTRO-MEDCL, XRAY EQUIP	252	1 040	490	572 EXPLOSIVES, PYROTECH PROD	27	134	64
775 HOUSEHOLD TYPE EQUIP NES	26 707	17 548	8 166	582 PROD OF CONDENSATION ETC	67 243	51 866	23 659
776 TRANSISTORS, VALVES, ETC	109	873	387	583 PROD OF POLYMERIZING ETC	221 912	77 754	35 640
778 ELECTRICAL MACHINERY NES	20 350	28 979	13 349	584 CELLULOSE DERIVATIVES ETC	4 634	8 500	3 853
781 PASS MOTOR VEH EXC BUSES	138	129	62	585 PLASTIC MATERIALS NES	10 659	2 182	1 003
782 LORRIES, SPCL MTR VEH NES	2 117	903	443	591 PESTICIDES, DISINFECTANTS	6 591	11 212	5 049
784 MOTOR VEHCL PTS, ACC NES	14 406	5 387	2 511	592 STARCH, INULIN, GLUTEN, ETC	29 860	9 164	4 229
786 VEH NES NONMOTR TRAILERS	13 906	3 950	1 814	598 MISC CHEMICAL PRODS NES	264 320	63 949	29 390
791 RAILWAY VEHICLES	1 229	335	160	611 LEATHER	8 006	52 210	24 274
793 SHIPS AND BOATS	79	91	41	612 LEATHER ETC MANUFACTURES	9 640	11 812	5 481
812 PLUMB, HEATING, LGHTNG EQU	39 460	8 225	3 815	613 FUR SKINS TANNED, DRESSED	433	2 909	1 318
821 FURNITURE	118 032	45 686	21 210	621 MATERIALS OF RUBBER	7 979	6 093	2 814
831 TRAVEL GOODS, HANDBAGS	9 022	12 604	5 867	625 RUBBER TYRES, TUBES	21 048	6 647	3 095
842 MENS OUTERWEAR NOT KNIT	11 104	48 051	22 465	628 RUBBER ARTICLES NES	4 073	11 153	5 140
843 WOMENS OUTERWEAR NONKNIT	26 317	169 988	78 263	633 CORK MANUFACTURES	164	516	237
844 UNDERWEAR NOT KNIT	914	3 670	1 684	634 VENEERS, PLYWOOD, ETC	1 132	339	161
845 OUTERWEAR KNIT NONELASTC	9 878	46 340	21 447	635 WOOD MANUFACTURES NES	1 017	606	278
846 UNDERWEAR KNITTED	6 861	48 852	22 582	641 PAPER AND PAPERBOARD	207 213	56 805	26 291
847 TXTL CLTHNG ACCESRYS NES	1 714	5 985	2 771	642 ARTICLES OF PAPER ETC	22 813	12 112	5 621
848 HEADGEAR, NONTXTL CLOTHNG	1 033	15 247	7 208	651 TEXTILE YARN AND THREAD	94 583	100 490	45 926
851 FOOTWEAR	17 766	69 562	32 411	652 COTTON FABRICS, WOVEN	12 567	39 101	18 109
872 MEDICAL INSTRUMENTS NES	809	5 874	2 729	653 WOVN MAN-MADE FIB FABRIC	20 600	73 992	34 127
874 MEASURING, CONTROLLING INSTR	920	5 782	2 636	654 OTH WOVEN TEXTILE FABRIC	6 025	27 090	12 456
881 PHOTO APPAR & EQUIPT NES	3	120	53	655 KNIT ETC FABRICS	9 037	24 207	11 176
882 PHOTO, CINEMA SUPPLIES	756	390	183	656 LACE, RIBBONS, TULLE, ETC	2 093	8 400	3 879
884 OPTICAL GOODS NES	65	2 871	1 317	657 SPECIAL TEXTILE ETC PROD	15 623	34 869	16 149
885 WATCHES AND CLOCKS	550	804	389	658 TEXTILE ARTICLES NES	1 780	2 328	1 072
892 PRINTED MATTER	16 089	7 009	3 240	659 FLOOR COVERINGS ETC	206	447	208
893 ARTICLES OF PLASTIC NES	15 139	4 922	2 329	661 CEMENT ETC BUILDING PROD	5 494	225	102
894 TOYS SPORTING GOODS, ETC	16 175	11 364	5 259	662 CLAY, REFRACTORY BLDG PRD	82 865	15 158	7 065
895 OFFICE SUPPLIES NES	93	333	155	663 OTH NONMETAL MINERAL MFS	24 383	16 395	7 647
896 WORKS OF ART ETC	490	2 892	1 336	664 GLASS	51 317	11 996	5 465
897 GOLD, SILVER WARE, JEWELRY	7	1 093	509	665 GLASSWARE	8 739	2 690	1 243
898 MUSICAL INSTRUMENTS, PTS	383	938	431	666 POTTERY	517	747	366
899 OTHER MANUFACTURED GOODS	15 449	7 737	3 582	671 PIG IRON ETC	19 847	5 450	2 450
941 ZOO ANIMALS, PETS	111	151	69	672 IRON, STL PRIMARY FORMS	8 314	972	458
951 WAR FIREARMS, AMMUNITION	98	239	99	673 IRON AND STEEL SHAPES	40 449	9 744	4 513
961 COIN NONGOLD, NONCURRENT	4	359	160	674 IRN, STL UNIV, PLATE, SHEET	175 800	37 660	17 321
971 GOLD, NON MONETARY NES		108	52	675 IRON, STEEL HOOP, STRIP	28 913	7 071	3 224
EXPORTS	6 165 119	2 996 788	1 384 010	676 RAILWY RAILS ETC IRN, STL	865	148	67
001 LIVE ANIMALS	173	286	136	677 IRN, STL WIRE EXCL W ROD	50 875	10 798	4 991
011 MEAT FRESH, CHILLO, FROZEN	106 517	18 560	8 792	678 IRON, STL TUBES, PIPES, ETC	65 627	21 041	9 688
037 FISH ETC PREPD PRSVD NES	3 569	1 721	855	679 IRN, STL CASTINGS UNWORKE	5 200	1 921	892
043 BARLEY UNMILLED	328 074	5 587	2 790	681 SILVER, PLATINUM, ETC	223	13 900	6 465
044 MAIZE UNMILLED	9 227	2 676	1 182	682 COPPER EXC CEMENT COPPER	18 807	20 943	9 561
045 CEREALS NES UNMILLED	139 497	1 372	686	683 NICKEL	292	1 653	771
048 CEREAL ETC PREPARATIONS	2 017	337	146	684 ALUMINIUM	11 630	7 876	3 577
054 VEG ETC FRSH, SMPLY PRSVD	15 315	975	442	685 LEAD	5 103	2 206	1 019
057 FRUIT, NUTS, FRESH, DRIED	906	131	64	686 ZINC	3 879	842	378
058 FRUIT PRESERVED, PREPARED	3 477	1 144	506	687 TIN	998	2 226	984
061 SUGAR AND HONEY	780	134	62	689 NON-FER BASE METALS NES	299	1 854	874
071 COFFEE AND SUBSTITUTES	28	105	52	691 STRUCTURES AND PARTS NES	3 411	2 888	1 314
072 COCOA	1 349	863	391	692 METAL TANKS, BOXES, ETC	4 541	2 186	1 031
073 CHOCOLATE AND PRODUCTS	2 668	2 246	1 045	693 WIRE PRODUCTS NON ELECTR	1 805	3 051	1 426
075 SPICES	175	123	52	694 STL, COPPR NAILS, NUTS, ETC	9 071	6 858	3 210
081 FEEDING STUFF FOR ANIMLS	523 920	45 420	20 718	695 TOOLS	7 717	35 170	16 365
098 EDIBLE PRODCTS, PREPS NES	3 033	2 452	1 163	696 CUTLERY	260	1 773	823
111 NON-ALCOHL BEVERAGES NES	2 465	302	139	697 BASE MTL HOUSEHOLD EQUIP	913	1 743	814
112 ALCOHOLIC BEVERAGES	18 800	2 542	1 213	699 OTHER METAL MANUFACTURES	25 166	29 902	13 831
122 TOBACCO MFRS	624	1 576	752	711 STEAM BOILERS & AUX PLNT	839	1 300	621
211 HIDES, SKINS, UNDRRESSED	37 140	11 977	5 544	712 STEAM ENGINES, TURBINES	55	2 464	1 143
223 SEEDS FOR OTH FIXED OILS	719	132	60	713 INTRNL COMBUS PISTN ENGN	6 471	30 229	13 880
233 RUBBER, SYNTHTIC, RECLAIMD	55 980	16 243	7 512	714 ENGINES & MOTORS NES	208	892	429
246 PULPWOOD CHIPS, WOODWASTE	2 844	95	46	716 ROTATING ELECTRIC PLANT	4 759	15 753	7 352
247 OTH WOOD ROUGH, SQUARED	59 029	2 021	942	718 OTH POWER GENERATG MACHY	1 484	4 972	2 314
248 WOOD SHAPED	16 901	1 249	590	721 AGRIC MACHY, EXC TRACTORS	49 015	63 976	29 021
251 PULP AND WASTE PAPER	2 306	412	194	722 TRACTORS NON-ROAD	1 933	4 314	2 001
263 COTTON	2 257	534	241	723 CIVIL ENGINEERG EQUIP ETC	24 936	34 606	16 022
266 SYNTHETIC FIBRE TO SPIN	81 743	33 326	15 320	724 TEXTILE, LEATHER MACHNRY	18 038	75 881	35 340
267 OTHER MAN-MADE FIBRES	9 066	4 492	2 065	725 PAPER ETC MILL MACHINERY	1 948	6 832	3 162
268 WOOL(EXC TOPS), ANML HAIR	762	559	264	726 PRINTG, BKBINDG MACHY, PTS	1 914	9 021	4 123
269 WASTE OF TEXTILE FABRICS	4 832	1 620	767	727 FOOD MACHRY NON-DOMESTIC	899	5 182	2 425
273 STONE, SAND AND GRAVEL	25 130	473	219	728 OTH MACHY FOR SPCL INDUS	21 034	86 890	40 662
				736 MACHINE TOOLS FOR METAL	11 498	53 502	24 932
				737 METALWORKING MACHNRY NES	5 811	11 649	5 423



## 7 IMPORTS AND EXPORTS (SPECIAL TRADE) BY COUNTRIES OF PRODUCTION AND CONSUMPTION AND BY GROUPS OF THE SITC-REV. II 1986

GROUP DESCRIPTION	DT = 100 KG	1 000 DM	1 000 \$	GROUP DESCRIPTION	DT = 100 KG	1 000 DM	1 000 \$
741 HEATING, COOLING EQUIPMNT	13 407	50 001	22 882	551 ESSENTL OIL, PERFUME, ETC	23	155	75
742 PUMPS FOR LIQUIDS ETC	10 917	41 278	19 193	554 SOAPS, CLEANING ETC PREPS	4 010	294	131
743 PUMPS NES, CENTRIFUGES ETC	6 729	25 997	12 108	562 FERTILIZERS MANUFACTURED	1 877 277	47 591	21 441
744 MECHANICAL HANDLING EQU	13 076	30 623	14 172	582 PROD OF CONDENSATION ETC	16 359	5 310	2 457
745 NONELEC MACHY, TOOLS NES	11 592	61 479	28 705	583 PROD OF POLYMERIZING ETC	136 842	16 989	7 738
749 NONELEC MACH PTS, ACC NES	24 899	91 387	42 355	598 MISC CHEMICAL PRODS NES	19 457	3 102	1 392
751 OFFICE MACHINES	1 139	7 512	3 408	612 LEATHER ETC MANUFACTURES	410	2 149	988
752 AUTOMATIC DATA PROC EQUIP	1 417	23 057	10 659	613 FUR SKINS TANNED, DRESSED	68	185	75
759 OFFICE & ADP MCH PTS, ACC	684	8 484	3 920	621 MATERIALS OF RUBBER	16 086	3 412	1 568
761 TELEVISION RECEIVERS	3 530	10 954	5 057	625 RUBBER TYRES, TUBES	19 246	5 884	2 745
762 RADIO BROADCAST RECEIVERS	1 534	4 442	2 132	628 RUBBER ARTICLES NES	10 110	3 066	1 431
763 SOUND RECORDERS, PHONOGRPH	502	6 722	3 196	634 VENEERS, FLYWOOD, ETC	129 051	8 238	3 771
764 TELECOM EQPT, PTS, ACC NES	1 783	13 477	6 278	635 WOOD MANUFACTURES NES	65 653	15 474	7 188
771 ELECTRIC POWER MACHY NES	3 530	6 961	3 192	641 PAPER AND PAPERBOARD	344 938	35 714	16 471
772 SWITCHGEAR ETC & PTS NES	4 807	60 845	28 313	642 ARTICLES OF PAPER ETC	4 328	597	268
773 ELECTR DISTRIBUTING MACH	5 910	9 295	4 333	651 TEXTILE YARN AND THREAD	15 363	9 703	4 366
774 ELECTRO-MEDCL XRAY EQUIP	484	21 510	9 607	652 COTTON FABRICS, WOVEN	4 814	5 862	2 677
775 HOUSEHOLD TYPE EQUIP NES	3 246	4 730	2 212	653 WOVN MAN-MADE FIB FABRIC	3 810	3 858	1 780
776 TRANSISTORS, VALVES, ETC	584	30 584	14 103	654 OTH WOVEN TEXTILE FABRIC	50	203	87
778 ELECTRICAL MACHINERY NES	32 829	63 041	29 397	655 KNIT ETC FABRICS	21	212	102
781 PASS MOTOR VEH EXC BUSES	20 578	37 513	17 389	657 SPECIAL TEXTILE ETC PROD	27	104	50
782 LORRIES, SPCL MTR VEH NES	11 157	17 412	8 141	658 TEXTILE ARTICLES NES	4 527	5 353	2 480
783 ROAD MOTOR VEHICLES NES	8 447	11 339	5 149	659 FLOOR COVERINGS ETC	456	2 328	1 041
784 MOTOR VEHCL PTS, ACC NES	30 658	54 641	25 192	661 CEMENT ETC BUILDING PROD	315 657	8 047	3 724
785 MOTOR & OTHER CYCLES ETC	397	886	422	663 OTH NONMETAL MINERAL MFS	6 744	1 562	702
786 VEH NES NONMOTR, TRAILERS	16 609	13 877	6 534	664 GLASS	74 421	5 658	2 624
791 RAILWAY VEHICLES	5 467	7 893	3 734	665 GLASSWARE	27 542	20 296	9 444
792 AIRCRAFT	37	120	56	666 POTTERY	11 422	2 922	1 412
812 PLUMBGG, HEATNG, LGHTNG EQU	804	1 420	651	671 PIG IRON ETC	10 754	819	387
821 FURNITURE	2 379	3 105	1 437	672 IRON, STL PRIMARY FORMS	17 271	1 011	453
831 TRAVEL GOODS, HANDBAGS	121	185	79	673 IRON AND STEEL SHAPES	701 825	53 471	24 114
842 MENS OUTERWEAR NOT KNIT	1 217	3 408	1 603	674 IRN, STL UNIV, PLATE, SHEET	599 559	48 014	21 469
843 WOMENS OUTERWEAR NONKNIT	1 857	10 986	5 014	677 IRN, STL WIRE EXCL W ROD	54 154	4 568	2 072
844 UNDERWEAR NOT KNIT	28	85	36	678 IRON, STL TUBES, PIPES, ETC	100 177	8 947	4 097
845 OUTERWEAR KNIT NONELASTC	2 158	10 563	4 945	679 IRN, STL CASTINGS UNWORKE	27 666	3 016	1 385
846 UNDERWEAR KNITTED	3 860	32 247	14 905	682 COPPER EXC CEMENT COPPER	186	60	30
847 TXTL CLTHNG ACCESSRYS NES	2 612	7 356	3 398	684 ALUMINIUM	128 912	34 316	15 762
848 HEADGEAR, NONTXTL CLOTHNG	695	3 437	1 623	686 ZINC	503	71	32
851 FOOTWEAR	3 008	12 207	5 834	689 NON-FER BASE METALS NES	75	374	184
871 OPTICAL INSTRUMENTS	49	1 868	879	691 STRUCTURES AND PARTS NES	724	193	91
872 MEDICAL INSTRUMENTS NES	1 150	19 174	8 952	694 STL, COPPR NAILS, NUTS, ETC	51 440	8 018	3 670
873 METERS & COUNTERS NES	1 479	4 207	2 015	695 TOOLS	6 401	3 687	1 729
874 MEASURNG, CONTROLNG INSTR	2 608	45 192	21 143	697 BASE MTL HOUSEHOLD EQUIP	15 132	4 846	2 254
881 PHOTO APPAR & EQUIPT NES	302	4 389	2 021	699 OTHER METAL MANUFACTURES	172 712	21 786	10 206
882 PHOTO, CINEMA SUPPLIES	9 260	19 305	6 981	712 STEAM ENGINES, TURBINES	19	214	100
883 DEVELOPED CINEMA FILM	3	75	33	713 INTRNL COMBUS PISTN ENGN	13	101	50
884 OPTICAL GOODS NES	60	3 681	1 700	714 ENGINES & MOTORS NES	122	2 222	988
885 WATCHES AND CLOCKS	281	2 089	979	716 ROTATING ELECTRIC PLANT	300	189	86
892 PRINTED MATTER	7 224	10 273	4 696	724 TEXTILE, LEATHER MACHNRY	71	143	62
893 ARTICLES OF PLASTIC NES	15 180	16 639	7 697	728 OTH MACHY FOR SPCL INDUS	5 665	1 585	697
894 TOYS, SPORTING GOODS, ETC	1 853	7 838	3 678	736 MACHINE TOOLS FOR METAL	4 923	3 453	1 567
895 OFFICE SUPPLIES NES	3 674	16 622	7 726	737 METALWORKING MACHNRY NES	326	258	115
896 WORKS OF ART ETC	46	440	214	742 PUMPS FOR LIQUIDS ETC	15	67	30
897 GOLD, SILVER WARE, JEWELRY	5	2 107	979	743 PUMPS NES, CENTRIFUGES ETC	328	209	93
898 MUSICAL INSTRUMENTS, PTS	4 362	18 043	8 540	744 MECHANICAL HANDLING EQU	1 589	280	124
899 OTHER MANUFACTURED GOODS	1 025	9 043	4 192	749 NONELEC MACH PTS, ACC NES	13 829	16 842	7 780
941 ZOO ANIMALS, PETS	10	406	178	752 AUTOMATIC DATA PROC EQUIP	131	886	432
971 GOLD NON MONETARY NES	14	1 599	734	759 OFFICE & ADP MCH PTS, ACC	65	581	270
ROMANIA				761 TELEVISION RECEIVERS	9 950	8 999	4 069
IMPORTS	16 041 851	1 659 121	764 067	764 TELECOM EQPT, PTS, ACC NES	442	383	173
011 MEAT FRESH CHILLD, FROZEN	39 002	22 124	10 394	772 SWITCHGEAR ETC & PTS NES	11	95	46
014 MEAT PREPD, PRSVD, NES ETC	52 036	16 601	7 673	773 ELECTR DISTRIBUTING MACH	1 219	309	149
034 FISH FRESH CHILLED, FROZN	933	1 124	528	775 HOUSEHOLD TYPE EQUIP NES	10 302	3 543	1 672
036 SHELL FISH FRESH, FROZEN	714	911	419	778 ELECTRICAL MACHINERY NES	1 294	2 399	1 098
037 FISH ETC PREPD PRSVD NES	4	285	124	781 PASS MOTOR VEH EXC BUSES	195	143	68
044 MAIZE UNMILLED	40 141	6 523	3 054	784 MOTOR VEHCL PTS, ACC NES	5 617	1 094	504
054 VEG ETC FRSH, SMPLY PRSVD	173 232	14 881	6 905	786 VEH NES NONMOTR, TRAILERS	14 487	2 590	1 203
056 VEGTBLES ETC PRSVD, PREPD	7 143	2 258	1 051	792 AIRCRAFT	15	900	437
057 FRUIT, NUTS, FRESH, DRIED	209 438	13 747	6 620	812 PLUMBGG, HEATNG, LGHTNG EQU	13 442	3 654	1 682
058 FRUIT PRESERVED, PREPARED	28 207	4 865	2 282	821 FURNITURE	1 016 341	285 187	131 844
061 SUGAR AND HONEY	6 278	1 873	887	831 TRAVEL GOODS, HANDBAGS	7 601	8 254	3 836
075 SPICES	3 139	335	153	842 MENS OUTERWEAR NOT KNIT	16 405	78 656	36 337
081 FEEDING STUFF FOR ANIMLS	606	73	32	843 WOMENS OUTERWEAR NONKNIT	30 281	146 148	67 555
098 EDIBLE PRODUCTS, PREPS NES	2 850	504	233	844 UNDERWEAR NOT KNIT	8 066	23 948	11 006
112 ALCOHOLIC BEVERAGES	82 965	8 730	4 034	845 UNDERWEAR KNIT NONELASTC	21 733	47 156	22 044
121 TOBACCO UNMNFCTRD, REFUSE	1 990	1 077	470	846 UNDERWEAR KNITTED	16 216	27 881	12 957
212 FUR SKINS UNDRESSED	19	409	202	847 TXTL CLTHNG ACCESSRYS NES	5 273	12 468	5 611
222 SEEDS FOR SOFT/FIXED OIL	8 357	1 075	523	848 HEADGEAR, NONTXTL CLOTHNG	576	6 000	2 747
223 SEEDS FOR OTH FIXED OILS	9 110	1 009	468	851 FOOTWEAR	30 959	76 222	35 424
233 RUBBER, SYNTHETIC, RECLAIMD	29 687	5 436	2 381	874 MEASURNG, CONTROLNG INSTR	904	2 102	958
245 FUEL WOOD NES, CHARCOAL	20 744	1 238	560	882 PHOTO, CINEMA SUPPLIES	140	528	259
247 OTH WOOD ROUGH, SQUARED	798	92	39	884 OPTICAL GOODS NES	76	2 828	1 324
248 WOOD SHAPED	571 723	28 268	13 088	885 WATCHES AND CLOCKS	114	101	45
266 SYNTHETIC FIBRE TO SPIN	107 861	31 648	14 324	892 PRINTED MATTER	180	98	47
267 OTHER MAN-MADE FIBRES	28 752	4 774	2 220	893 ARTICLES OF PLASTIC NES	38 739	6 747	3 157
278 OTHER CRUDE MINERALS	7 751	482	218	894 TOYS, SPORTING GOODS, ETC	9 975	3 943	1 887
288 NONFERR METAL SCRAP NES	3 153	453	220	895 OFFICE SUPPLIES NES	564	93	44
289 PREC METAL ORE, WASTE NES		90	38	896 WORKS OF ART ETC	8	874	407
291 CRUDE ANIMAL MTRIALS NES	8 234	3 140	1 456	899 OTHER MANUFACTURED GOODS	29 616	12 244	5 666
292 CRUDE VEG MATERIALS NES	9 313	2 708	1 274	EXPORTS	2 359 792	743 715	341 763
334 PETROLEUM PRODUCTS, REFIN	8 104 528	253 192	116 088	011 MEAT FRESH, CHILLD, FROZEN	401 922	60 957	27 027
411 ANIMAL OILS AND FATS	2 587	248	105	014 MEAT PREPD, PRSVD, NES ETC	1 452	1 348	634
431 PROCESD ANML VEG OIL, ETC	18 016	1 110	490	022 MILK AND CREAM	853	880	419
511 HYDROCARBONS NES, DERIVS	2 356	446	212	024 CHEESE AND CURD	102	213	98
512 ALCOHOLS, PHENOLS, ETC	1 625	413	191	042 RICE	324	85	38
513 ORGANIC ACIDS, ETC	22 173	5 108	2 370	043 BARLEY UNMILLED	283 674	5 287	2 324
514 NITROGEN+FNCTN COMPOUNDS	1 048	143	65	044 MAIZE UNMILLED	108	109	47
515 ORG-INORG COMPOUNDS ETC	23 607	4 383	2 079	046 WHEAT ETC MEAL OR FLOUR	846	124	60
516 OTHER ORGANIC CHEMICALS	1 029	163	75	048 CEREAL ETC PREPARATIONS	580	499	232
522 INORG ELEMNTS, OXIDES, ETC	3 418	1 151	539	054 VEG ETC FRSH, SMPLY PRSVD	1 507	91	40
523 OTHR INORGANIC CHEMICALS	87 266	7 559	3 293	058 FRUIT PRESERVED, PREPARED	195	102	46
541 MEDICINAL ETC PRODUCTS	1 965	3 912	1 769	061 SUGAR AND HONEY	2 549	397	188
				071 COFFEE AND SUBSTITUTES	4 104	7 520	3 329



7 IMPORTS AND EXPORTS (SPECIAL TRADE) BY COUNTRIES OF PRODUCTION AND CONSUMPTION AND BY GROUPS OF THE SITC-REV. 11 1986

GROUP DESCRIPTION	DT = 100 KG	1 000 DM	1 000 \$	GROUP DESCRIPTION	DT = 100 KG	1 000 DM	1 000 \$
072 COCOA	8 360	2 909	1 427	759 OFFICE & ADP MCH PTS,ACC	2	476	232
073 CHOCOLATE AND PRODUCTS	376	287	132	761 TELEVISION RECEIVERS	12	116	53
091 MARGARINE AND SHORTENING	631	265	125	762 RADIO BROADCAST RECEIVRS	20	108	47
098 EDIBLE PRODCTS,PREPS NES	2 757	2 889	1 367	763 SOUND RECORDRS,PHONOGRPH	106	1 645	772
111 NON-ALCOHL BEVERAGES NES	1 443	250	117	764 TELECOM EQPT,PTS,ACC NES	73	2 027	871
112 ALCOHOLIC BEVERAGES	799	135	62	771 ELECTRIC POWER MACHY NES	65	754	329
122 TOBACCO MFRS	142	491	221	772 SWITCHGEAR ETC & PTS NES	151	5 413	2 485
211 HIDES,SKINS,UNDRESSED	6 952	2 670	1 324	773 ELECTR DISTRIBUTING MACH	2 842	3 222	1 456
233 RUBBER,SYNTHTIC,RECLAIMD	2 855	1 029	486	774 ELECTRO-MEDCL,XRAY EQUIP	153	3 496	1 644
247 OTH WOOD ROUGH,SQUARED	612	235	108	775 HOUSEHOLD TYPE EQUIP NES	190	353	161
274 SULPHUR ETC	21 408	1 818	856	776 TRANSISTORS,VALVES,ETC	15	1 032	481
278 OTHER CRUDE MINERALS	9 091	550	259	778 ELECTRICAL MACHINERY NES	10 295	7 908	3 592
267 BASE METAL ORES CONC NES	50 892	7 262	3 403	781 PASS MOTOR VEH EXC BUSES	694	1 608	742
292 CRUDE VEG MATERIALS NES	621	903	409	784 MOTOR VEHCL PTS,ACC NES	479	1 496	687
323 BRIQUETS,COKE,SEMI-COKE	733 963	26 555	11 635	785 MOTOR & OTHER CYCLES ETC	10	65	32
334 PETROLEUM PRODUCTS,REFIN	16 172	5 804	2 686	786 VEH NES NONMOTR,TRAILERS	113	72	31
411 ANIMAL OILS AND FATS	2 549	190	86	821 FURNITURE	979	481	221
423 FIXED VEG OILS,SOFT	269	73	38	842 MENS OUTERWEAR NOT KNIT	37	275	128
424 FIXED VEG OIL NONSOFT	34 145	5 050	2 257	843 WOMENS OUTERWEAR NONKNIT	164	933	423
431 PROCESO ANML VEG OIL,ETC	6 028	1 039	448	844 UNDERWEAR NOT KNIT	12	83	35
511 HYDROCARBONS NES,DERIVS	3 047	919	429	845 OUTERWEAR KNIT NONELASTC	59	681	305
512 ALCOHOLS,PHENOLS,ETC	43 281	16 930	7 681	847 TXTL CLTHNG ACCESSRYS NES	436	2 872	1 343
513 ORGANIC ACIDS,ETC	17 746	4 456	2 044	848 HEADGEAR,NONTXTL CLOTHNG	1 320	2 105	1 002
514 NITROGEN-FNCTN COMPOUNDS	3 576	4 240	1 952	851 FOOTWEAR	169	679	317
515 ORG-INORG COMPOUNDS ETC	6 895	10 932	4 919	871 OPTICAL INSTRUMENTS	2	94	41
516 OTHER ORGANIC CHEMICALS	3 077	1 719	814	872 MEDICAL INSTRUMENTS NES	63	1 024	479
522 INORG ELEMNTS,OXIDES,ETC	42 719	10 195	4 786	873 METERS & COUNTERS NES	8	157	68
523 OTHR INORGANIC CHEMICALS	6 672	3 653	1 700	874 MEASURNG,CONTROLNG INSTR	507	10 851	5 157
531 SYNT DYE,NAT INDOG,LAKES	5 374	19 744	9 197	881 PHOTO APPAR & EQUIPT NES	8	214	97
532 DYES NES,TANNING PRODS	1 253	341	153	882 PHOTO,CINEMA SUPPLIES	501	1 406	652
533 PIGMENTS,PAINTS,ETC	30 305	16 244	7 659	884 OPTICAL GOODS NES	58	234	110
541 MEDICINAL ETC PRODUCTS	3 441	17 519	8 040	885 WATCHES AND CLOCKS	95	200	93
551 ESSENTIL OIL,PERFUME,ETC	86	400	193	892 PRINTED MATTER	651	1 090	502
553 PERFUMERY,COSMETICS,ETC	159	345	167	893 ARTICLES OF PLASTIC NES	5 227	4 542	2 119
554 SOAPS,CLEANING ETC PREPS	6 749	2 654	1 187	894 TOYS,SPORTING GOODS,ETC	202	311	140
582 PROD OF CONDENSATION ETC	26 769	19 115	8 895	895 OFFICE SUPPLIES NES	94	329	158
583 PROD OF POLYMERIZING ETC	16 164	7 254	3 364	898 MUSICAL INSTRUMENTS PTS	317	2 115	987
584 CELLULOSE DERIVATIVES ETC	1 122	886	421	899 OTHER MANUFACTURED GOODS	1 566	9 075	4 254
585 PLASTIC MATERIALS NES	456	817	378	971 GOLD,NON MONETARY NES	87		39
591 PESTICIDES,DISINFECTANTS	6 669	10 505	4 676				
592 STARCH,INULIN,GLUTEN,ETC	7 235	1 971	943	BULGARIA			
598 MISC CHEMICAL PRODS NES	102 574	31 456	14 401	IMPORTS	2 656 770	398 972	184 869
611 LEATHER	6 151	15 333	7 135				
612 LEATHER ETC MANUFACTURES	2 065	3 677	1 678	011 MEAT FRESH,CHILLD,FROZEN	1 306	951	463
621 MATERIALS OF RUBBER	1 744	1 713	794	024 CHEESE AND CURD	20 816	15 265	7 026
628 RUBBER ARTICLES NES	440	1 918	900	034 FISH FRESH,CHILLED,FROZN	1 300	610	295
634 VENEERS,PLYWOOD,ETC	1 947	1 095	535	054 VEG ETC FRSH,SMPLY PRSVD	64 548	5 834	2 711
641 PAPER AND PAPERBOARD	2 636	1 502	697	056 VEGTBLES ETC PRSVD,PREPD	44 828	4 264	1 969
642 ARTICLES OF PAPER ETC	9 371	2 847	1 315	057 FRUIT,NUTS,FRESH,DRIED	21 069	3 816	1 729
651 TEXTILE YARN AND THREAD	1 782	5 198	2 429	058 FRUIT PRESERVED,PREPARED	37 422	6 552	3 198
652 COTTON FABRICS,WOVEN	9 344	27 079	12 602	061 SUGAR AND HONEY	11 828	2 671	1 213
653 WOVN MAN-MADE FIB FABRIC	18 911	61 054	28 283	071 COFFEE AND SUBSTITUTES	2 517	5 351	2 669
654 OTH WOVN TEXTILE FABRIC	6 794	18 888	8 621	075 SPICES	13 568	1 642	765
655 KNIT ETC FABRICS	3 841	10 285	4 769	081 FEEDING STUFF FOR ANIMLS	9 677	5 647	2 592
656 LACE,RIBBONS,TULLE,ETC	295	1 724	817	112 ALCOHOLIC BEVERAGES	53 615	5 475	2 508
657 SPECIAL TEXTILE ETC PROD	7 732	16 237	7 522	121 TOBACCO UNMNFCTRD,REFUSE	25 988	22 249	10 310
658 TEXTILE ARTICLES NES	304	1 001	463	212 FUR SKINS UNDRESSED	17	573	253
662 CLAY,REFRACTORY BLDG PRO	35 910	6 556	3 003	222 SEEDS FOR SOFT/FIXED OIL	59 095	4 896	2 334
663 OTH NONMETAL MINERAL MFS	10 613	8 939	4 248	223 SEEDS FOR OTH FIXED OILS	442	163	68
664 GLASS	6 864	2 548	1 154	233 RUBBER,SYNTHTIC,RECLAIMD	3 464	592	260
665 GLASSWARE	129	489	226	266 SYNTHETIC FIBRE TO SPIN	1 004	308	151
671 PIG IRON ETC	43 462	6 348	2 948	267 OTHER MAN-MADE FIBRES	28 895	5 694	2 619
672 IRON,STL PRIMARY FORMS	46 248	3 503	1 563	268 WOOL(EXC TOPS),ANML HAIR	973	566	275
673 IRON AND STEEL SHAPES	33 068	12 115	5 551	278 OTHER CRUDE MINERALS	8 450	535	249
674 IRN,STL UNIV,PLATE,SHEET	33 847	8 664	4 032	282 IRON AND STEEL SCRAP	3 326	515	221
675 IRON,STEEL HOOP,STRIP	50 503	16 723	7 687	288 NONFERR METAL SCRAP NES	57 403	5 821	2 558
677 IRN,STL WIRE EXCL W ROD	8 452	7 172	3 341	289 PREC METAL ORE,WASTE NES	94	444	217
678 IRON,STL TUBES,PIPES,ETC	10 156	10 482	4 821	291 CRUDE ANIMAL MTRIALS NES	1 312	164	78
681 SILVER,PLATINUM,ETC	8	162	77	292 CRUDE VEG MATERIALS NES	31 575	9 038	4 201
682 COPPER EXC CEMENT COPPER	4 061	4 434	1 994	334 PETROLEUM PRODUCTS,REFIN	1 072 826	31 748	14 608
683 NICKEL	1 104	3 647	1 698	335 RESIDUAL PETRLM PROD NES	80 410	7 585	3 460
684 ALUMINIUM	397	577	250	431 PROCESO ANML VEG OIL,ETC	6 520	397	184
686 ZINC	2 600	636	276	511 HYDROCARBONS NES,DERIVS	18 205	1 373	614
687 TIN	81	163	74	512 ALCOHOLS,PHENOLS,ETC	422	179	80
689 NON-FER BASE METALS NES	35	244	115	513 ORGANIC ACIDS,ETC	10 751	2 539	1 147
691 STRUCTURES AND PARTS NES	425	219	100	514 NITROGEN-FNCTN COMPOUNDS	5 737	728	337
692 METAL TANKS,BOXES,ETC	121	150	73	515 ORG-INORG COMPOUNDS ETC	17 063	4 100	1 889
693 WIRE PRODUCTS NON ELECTR	1 365	3 077	1 424	522 INORG ELEMNTS,OXIDES,ETC	418	791	350
694 STL,COPPR NAILS,NUTS,ETC	194	236	109	523 OTHR INORGANIC CHEMICALS	1 554	1 464	667
695 TOOLS	765	7 104	3 287	541 MEDICINAL ETC PRODUCTS	553	3 176	1 464
697 BASE MTL HOUSEHOLD EQUIP	95	119	57	551 ESSENTIL OIL,PERFUME,ETC	115	635	293
699 OTHER METAL MANUFACTURES	10 780	18 267	8 641	554 SOAPS,CLEANING ETC PREPS	2 185	451	209
712 STEAM ENGINES,TURBINES	4	224	100	562 FERTILIZERS MANUFACTURED	72 741	1 577	734
713 INTRNL COMBUS PISTN ENGN	844	5 770	2 695	582 PROD OF CONDENSATION ETC	6 862	2 024	930
714 ENGINES & MOTORS NES	4	551	243	583 PROD OF POLYMERIZING ETC	4 703	411	187
716 ROTATING ELECTRIC PLANT	41	448	218	592 STARCH,INULIN,GLUTEN ETC	2 153	608	301
718 OTH POWER GENERATG MACHY	457	3 716	1 555	598 MISC CHEMICAL PRODS NES	2 580	442	197
721 AGRIC MACHY,EXC TRACTORS	80	69	31	625 RUBBER TYRES,TUBES	428	68	31
722 TRACTORS NON-ROAD	146	170	85	635 WOOD MANUFACTURES NES	710	197	91
723 CIVIL ENGINEERG EQUIP ETC	1 058	3 478	1 524	641 PAPER AND PAPERBOARD	17 247	1 782	859
724 TEXTILE,LEATHER MACHNRY	612	4 907	2 266	642 ARTICLES OF PAPER ETC	332	721	354
725 PAPER ETC MILL MACHINERY	176	694	334	651 TEXTILE YARN AND THREAD	580	505	212
726 PRINTG,BKBINDG MACHY,PTS	70	293	143	652 COTTON FABRICS,WOVEN	1 257	1 087	470
727 FOOD MACHRY NON-DOMESTIC	21	144	70	653 WOVN MAN-MADE FIB FABRIC	1 890	2 974	1 325
728 OTH MACHY FOR SPCL INDUS	612	4 017	1 831	654 OTH WOVN TEXTILE FABRIC	123	749	337
736 MACHINE TOOLS FOR METAL	990	4 602	2 201	658 TEXTILE ARTICLES NES	7 188	4 494	2 047
737 METALWORKING MACHNRY NES	58	199	98	659 FLOOR COVERINGS ETC	1 611	5 030	2 300
741 HEATING,COOLING EQUIPMNT	804	4 058	1 855	661 CEMENT ETC BUILDING PROD	30 916	843	381
742 PUMPS FOR LIQUIDS ETC	292	1 895	874	665 GLASSWARE	1 180	408	196
743 PUMPS NES,CENTRIFUGES ETC	577	3 859	1 668	666 POTTERY	1 068	256	124
744 MECHANICAL HANDLING EQU	65	335	155	741 PEARL,PREC.-SEMI-P STONE	70	1 223	566
745 NONELEC MACHY,TOOLS NES	957	1 637	741	671 PIG IRON ETC	17 743	2 287	1 035
749 NONELEC MACH PTS,ACC NES	3 168	11 683	5 409	672 IRON,STL PRIMARY FORMS	221 148	9 084	4 280
751 OFFICE MACHINES	3	185	94	674 IRN,STL UNIV,PLATE,SHEET	362 293	27 203	12 363
752 AUTOMTIC DATA PROC EQUIP	49	473	232				



## 7 IMPORTS AND EXPORTS (SPECIAL TRADE) BY COUNTRIES OF PRODUCTION AND CONSUMPTION AND BY GROUPS OF THE SITC-REV. II 1986

GROUP DESCRIPTION	DT * 100 KG	1 000 DM	1 000 \$	GROUP DESCRIPTION	DT * 100 KG	1 000 DM	1 000 \$
675 IRON, STEEL HOOP, STRIP	5 489	307	132	634 VENEERS, PLYWOOD, ETC	906	450	214
678 IRON, STL TUBES, PIPES, ETC	21 397	1 407	620	635 WOOD MANUFACTURES NES	66	104	47
681 SILVER, PLATINUM, ETC	15	1 214	534	641 PAPER AND PAPERBOARD	43 789	10 514	4 910
682 COPPER EXC CEMENT COPPER	690	239	110	642 ARTICLES OF PAPER ETC	21 776	9 971	4 572
689 NON-FER BASE METALS NES	147	101	47	651 TEXTILE YARN AND THREAD	6 230	11 897	5 463
694 STL, COPPR NAILS, NUTS, ETC	16 417	1 757	806	652 COTTON FABRICS, WOVEN	4 152	10 097	4 601
695 TOOLS	516	667	292	653 WOVN MAN-MADE FIB FABRIC	6 076	14 040	6 471
699 OTHER METAL MANUFACTURES	825	122	59	654 OTH WOVEN TEXTILE FABRIC	77	280	127
716 ROTATING ELECTRIC PLANT	13 844	5 163	2 446	655 KNIT ETC FABRICS	1 312	3 206	1 485
728 OTH MACHY FOR SPCL INDUS	1 168	651	314	656 LACE, RIBBONS, TULLE, ETC	307	1 139	527
736 MACHINE TOOLS FOR METAL	12 497	7 183	3 334	657 SPECIAL TEXTILE ETC PROD	11 580	14 054	6 535
744 MECHANICAL HANDLING EQU	7 730	3 491	1 573	658 TEXTILE ARTICLES NES	59	134	52
745 NONELEC MACHY, TOOLS NES	151	117	49	662 CLAY, REFRACTORY BLDG PRD	212 761	31 579	14 290
749 NONELEC MACH PTS, ACC NES	1 268	1 639	776	663 OTH NONMETAL MINERAL MFS	31 170	11 912	5 511
751 OFFICE MACHINES	1 920	2 808	1 340	664 GLASS	5 502	3 750	1 708
752 AUTOMTIC DATA PROC EQUIP	1	101	48	665 GLASSWARE	876	1 761	819
763 SOUND RECORDRS, PHONOGRPH	36	198	98	666 POTTERY	108	178	86
764 TELECOM EQPT, PTS, ACC NES	114	159	71	667 PEARL, PREC-, SEMI-P STONE	2	104	49
771 ELECTRIC POWER MACHY NES	698	878	395	671 PIG IRON ETC	12 547	2 265	1 040
772 SWITCHGEAR ETC & PTS NES	141	648	312	673 IRON AND STEEL SHAPES	190 061	22 578	10 522
774 ELECTRO-MEDCL, XRAY EQUIP	44	470	218	674 IRN, STL UNIV, PLATE, SHEET	261 529	38 637	17 866
776 TRANSISTORS, VALVES, ETC	4	92	42	675 IRON, STEEL HOOP, STRIP	88 793	16 123	7 526
778 ELECTRICAL MACHINERY NES	742	1 189	552	677 IRN, STL WIRE EXCL W ROD	9 947	5 104	2 368
782 LORRIES, SPCL MTR VEH NES	120	129	58	678 IRON, STL TUBES, PIPES, ETC	53 484	16 616	7 560
783 ROAD MOTOR VEHICLES NES	354	400	175	679 IRN, STL CASTINGS UNWORKE	1 025	407	204
784 MOTOR VEHCL PTS, ACC NES	103	60	30	681 SILVER, PLATINUM, ETC	292	6 446	3 009
812 PLUMBG, HEATNG, LGHTNG EQU	1 763	333	156	682 COPPER EXC CEMENT COPPER	12 750	16 773	7 841
821 FURNITURE	27 474	7 003	3 264	683 NICKEL	685	2 228	1 003
831 TRAVEL GOODS, HANDBAGS	2 160	1 363	648	684 ALUMINIUM	12 985	13 953	6 423
842 MENS OUTERWEAR NOT KNIT	5 583	10 756	4 964	689 NON-FER BASE METALS NES	20	227	105
843 WOMENS OUTERWEAR NONKNIT	5 761	25 729	11 853	691 STRUCTURES AND PARTS NES	2 514	4 551	2 131
844 UNDERWEAR NOT KNIT	6 751	14 752	6 754	692 METAL TANKS, BOXES, ETC	2 079	2 633	1 187
845 UNDERWEAR KNIT NONELASTC	9 335	23 006	10 540	693 WIRE PRODUCTS NON ELECTR	2 194	3 248	1 494
846 UNDERWEAR KNITTED	5 208	6 782	3 186	694 STL, COPPR NAILS, NUTS, ETC	2 338	1 974	904
848 HEADGEAR, NONXTL CLOTHNG	24	184	88	695 TOOLS	2 153	12 574	5 823
851 FOOTWEAR	998	1 674	759	696 CUTLERY	28	344	162
874 MEASURNG, CONTROLNG INSTR	6	352	164	697 BASE MTL HOUSEHOLD EQUIP	697	1 204	574
894 TOYS, SPORTING GOODS, ETC	9 266	3 773	1 761	699 OTHER METAL MANUFACTURES	10 990	12 486	5 889
896 WORKS OF ART ETC	42	588	274	700 INDUSTRIAL PLANT, CHAP 84	61 376	78 116	37 507
898 MUSICAL INSTRUMENTS, PTS	478	1 037	493	703 INDUSTRIAL PLANT, CHAP 85	85	338	157
899 OTHER MANUFACTURED GOODS	205	107	47	711 STEAM BOILERS & AUX PLNT	20	119	51
951 WAR FIREARMS, AMMUNITION	25	462	207	712 STEAM ENGINES TURBINES	806	3 576	1 572
961 COIN NONGOLD, NONCURRENT	2	220	105	713 INTRNL COMBUS PISTN ENGN	709	2 100	983
971 GOLD, NON MONETARY NES		984	445	716 ROTATING ELECTRIC PLANT	2 533	6 943	3 155
EXPORTS	2 560 147	1 668 506	778 022	718 OTH POWER GENERATG MACHY	155	796	365
001 LIVE ANIMALS	2 548	2 040	1 006	721 AGRIC MACHY, EXC TRACTORS	9 495	18 316	8 440
011 MEAT FRESH, CHILLD, FROZEN	14 752	2 428	1 138	722 TRACTORS NON-ROAD	40	102	50
014 MEAT PREPD, PRSVD, NES ETC	127	171	1 138	723 CIVIL ENGINEERG EQUIP ETC	18 525	21 311	10 315
022 MILK AND CREAM	26 000	2 173	1 004	724 TEXTILE, LEATHER MACHNRY	13 485	59 532	27 628
043 BARLEY UNMILLED	203 624	4 398	1 884	725 PAPER ETC MILL MACHINERY	1 809	9 752	4 460
048 CEREAL ETC PREPARATIONS	2 302	2 074	973	726 PRINTG, BKBDNG MACHY, PTS	2 096	7 948	3 599
054 VEG ETC FRSH, SMPLY PRSVD	3 065	1 487	694	727 FOOD MACHRY NON-DOMESTIC	1 262	6 535	3 050
061 SUGAR AND HONEY	11 757	1 186	535	728 OTH MACHY FOR SPCL INDUS	29 372	111 468	52 356
071 COFFEE AND SUBSTITUTES	3 451	6 453	2 993	736 MACHINE TOOLS FOR METAL	24 582	133 647	63 792
073 CHOCOLATE AND PRODUCTS	3 681	2 273	1 056	737 METALWORKING MACHNRY NES	2 399	13 968	6 628
074 TEA AND MATE	78	128	56	741 HEATING, COOLING EQUIPMNT	8 603	30 645	14 556
081 FEEDING STUFF FOR ANIMLS	79 503	6 142	2 747	742 PUMPS FOR LIQUIDS ETC	3 996	13 176	6 174
098 EDIBLE PRODCTS, PREPS NES	818	653	308	743 PUMPS NES, CENTRIFUGES ETC	4 275	22 887	10 549
112 ALCOHOLIC BEVERAGES	1 401	572	254	744 MECHANICAL HANDLING EQU	14 766	25 765	12 307
122 TOBACCO MFRS	642	752	352	745 NONELEC MACHY, TOOLS NES	6 393	51 458	24 092
211 HIDES, SKINS, UNDRESSED	27 077	12 324	5 791	749 NONELEC MACH PTS, ACC NES	15 956	67 210	31 862
233 RUBBER, SYNTHTIC, RECLAIMD	11 962	5 054	2 330	751 OFFICE MACHINES	306	2 930	1 371
266 SYNTHETIC FIBRE TO SPIN	438	227	97	752 AUTOMTIC DATA PROC EQUIP	1 446	9 747	4 549
267 OTHER MAN-MADE FIBRES	4 985	2 365	1 132	759 OFFICE & ADP MCH PTS, ACC	226	2 628	1 217
278 OTHER CRUDE MINERALS	58 876	1 846	859	761 TELEVISION RECEIVERS	270	1 385	654
287 BASE METAL ORES, CONC NES	11 995	916	435	762 RADIO BROADCAST RECEIVRS	205	917	417
291 CRUDE ANIMAL MTRIALS NES		122	60	763 SOUND RECORDRS, PHONOGRPH	357	7 073	3 171
292 CRUDE VEG MATERIALS NES	8 959	1 477	674	764 TELECOM EQPT, PTS, ACC NES	1 269	17 783	8 218
334 PETROLEUM PRODUCTS, REFIN	16 294	7 026	3 246	771 ELECTRIC POWER MACHY NES	1 693	4 875	2 296
335 RESIDUAL PETRLM PROD NES	11 826	1 592	744	772 SWITCHGEAR ETC & PTS NES	1 144	17 400	8 043
411 ANIMAL OILS AND FATS	211	67	31	773 ELECTR DISTRIBUTING MACH	4 682	5 064	2 425
424 FIXED VEG OIL NONSOFT	8 447	847	402	774 ELECTRO-MEDCL, XRAY EQUIP	614	14 304	6 733
431 PROCESD ANML VEG OIL, ETC	17 582	2 398	1 148	775 HOUSEHOLD TYPE EQUIP NES	947	1 385	638
511 HYDROCARBONS NES, DERIVS	41 322	5 118	2 341	776 TRANSISTORS, VALVES, ETC	269	9 077	4 260
512 ALCOHOLS, PHENOLS, ETC	19 006	9 421	4 367	778 ELECTRICAL MACHINERY NES	37 046	46 214	21 294
513 ORGANIC ACIDS, ETC	32 241	12 105	5 537	781 PASS MOTOR VEH EXC BUSES	1 811	3 865	1 830
514 NITROGEN-FUNCTN COMPOUNDS	9 959	7 037	3 197	782 LORRIES, SPCL MTR VEH NES	14 985	19 213	9 048
515 ORG-INORG COMPOUNDS ETC	9 194	7 690	3 484	783 ROAD MOTOR VEHICLES NES	864	1 521	701
516 OTHER ORGANIC CHEMICALS	5 787	2 492	1 120	784 MOTOR VEHCL PTS, ACC NES	5 628	10 158	4 659
522 INORG ELEMNTS, OXIDES, ETC	117 985	10 167	4 660	785 MOTOR & OTHER CYCLES ETC	275	360	176
523 OTHR INORGANIC CHEMICALS	30 403	5 315	2 478	786 VEH NES NONMOTR, TRAILERS	765	841	384
524 RADIOACTIVE ETC MATERIAL		249	116	791 RAILWAY VEHICLES	100	624	290
531 SYNT DYE, NAT INDGO, LAKES	5 346	17 738	8 126	793 SHIPS AND BOATS	19	198	93
532 DYES NES, TANNING PRODS	9 202	2 350	1 075	801 INDUSTRIAL PLANT, CHAP 90	53	609	290
533 PIGMENTS, PAINTS, ETC	21 934	17 861	8 226	812 PLUMBG, HEATNG, LGHTNG EQU	229	905	422
541 MEDICINAL ETC PRODUCTS	9 527	26 306	12 156	821 FURNITURE	1 814	4 051	1 859
551 ESSENTL OIL, PERFUME, ETC	327	742	342	831 TRAVEL GOODS, HANDBAGS	73	247	112
553 PERFUMERY, COSMETICS, ETC	696	1 476	710	842 MENS OUTERWEAR NOT KNIT	93	331	145
554 SOAPS, CLEANING ETC PREPS	58 609	19 995	9 159	843 WOMENS OUTERWEAR NONKNIT	448	1 659	757
582 PROD OF CONDENSATION ETC	46 975	29 979	13 952	845 UNDERWEAR KNIT NONELASTC	38	654	292
583 PROD OF POLYMERIZING ETC	123 399	38 145	17 813	846 UNDERWEAR KNITTED	8	100	44
584 CELLULOSE DERIVATIVS ETC	8 246	6 266	2 829	847 TXTL CLTHNG ACCESRYS NES	35	140	65
585 PLASTIC MATERIALS NES	750	428	198	848 HEADGEAR, NONXTL CLOTHNG	121	740	354
591 PESTICIDES, DISINFECTANTS	9 059	12 727	5 714	851 FOOTWEAR	311	603	769
592 STARCH, INULIN, GLUTEN, ETC	4 426	1 623	742	871 OPTICAL INSTRUMENTS	50	1 684	772
598 MISC CHEMICAL PRODS NES	112 373	34 312	15 852	872 MEDICAL INSTRUMENTS NES	927	22 084	10 023
605 INDUSTRIAL PLANT, CHAP 73	2 289	7 491	3 624	873 METERS & COUNTERS NES	107	952	437
607 INDUSTRIAL PLANT, CHAP 82	46	100	50	874 MEASURNG, CONTROLNG INSTR	1 561	40 019	18 586
611 LEATHER	6 565	2 057	959	881 PHOTO APPAR & EQUIPT NES	165	2 619	1 236
612 LEATHER ETC MANUFACTURES	457	884	398	882 PHOTO, CINEMA SUPPLIES	2 246	4 675	2 203
621 MATERIALS OF RUBBER	2 106	2 169	1 039	884 OPTICAL GOODS NES	31	1 010	475
625 RUBBER TYRES, TUBES	1 756	1 114	509	885 WATCHES AND CLOCKS	20	696	325
628 RUBBER ARTICLES NES	746	2 454	1 141	892 PRINTED MATTER	2 013	19 746	8 993
				893 ARTICLES OF PLASTIC NES	2 320	5 491	2 597
				894 TOYS, SPORTING GOODS, ETC	484	1 466	696



## 7 IMPORTS AND EXPORTS (SPECIAL TRADE) BY COUNTRIES OF PRODUCTION AND CONSUMPTION AND BY GROUPS OF THE SITC-REV. II 1986

GROUP DESCRIPTION	DT = 100 KG	1 000 DM	1 000 \$	GROUP DESCRIPTION	DT = 100 KG	1 000 DM	1 000 \$
895 OFFICE SUPPLIES NES	244	1 658	782	899 OTHER MANUFACTURED GOODS	5	77	34
896 WORKS OF ART ETC	12	1 026	507				
897 GLD, SILVER WARE, JEWELRY		713	351	MOROCCO			
898 MUSICAL INSTRUMENTS, PTS	1 068	7 206	3 328				
899 OTHER MANUFACTURED GOODS	299	2 253	1 014	IMPORTS	4 895 801	591 155	272 245
971 GOLD, NON MONETARY NES		1 094	515				
ALBANIA				034 FISH FRESH, CHILLED, FROZN	1 000	1 440	672
IMPORTS	420 856	44 931	20 748	036 SHELL FISH FRESH, FROZEN	298	193	80
054 VEG ETC FRSH, SPLY PRSVD	33 694	4 683	2 100	037 FISH ETC PREPD PRSVD NES	34 240	20 728	9 394
056 VEGTBLES ETC PRSVD, PREPD	2 591	1 312	609	054 VEG ETC FRSH, SPLY PRSVD	196 239	23 178	10 393
057 FRUIT, NUTS, FRESH, DRIED	2 213	353	158	056 VEGTBLES ETC PRSVD, PREPD	17 988	3 430	1 583
075 SPICES	1 263	220	107	057 FRUIT, NUTS, FRESH, DRIED	937 877	92 621	41 928
278 OTHER CRUDE MINERALS	6 587	543	240	058 FRUIT PRESERVED, PREPARED	117 800	28 747	13 400
287 BASE METAL ORES, CONC NES	230 217	4 794	2 021	061 SUGAR AND HONEY	31 986	869	422
292 CRUDE VEG MATERIALS NES	10 813	3 802	1 737	075 SPICES	8 450	868	402
511 HYDROCARBONS NES, DERIVS	10 517	760	335	240 081 FEEDING STUFF FOR ANIMLS	5 806	749	342
613 FUR SKINS TANNED, DRESSED	13	186	89	098 EDIBLE PRODCTS, PREPS NES	471	1 519	727
658 TEXTILE ARTICLES NES	683	630	282	112 ALCOHOLIC BEVERAGES	706	107	53
659 FLOOR COVERINGS ETC	1 790	9 716	4 496	251 PULP AND WASTE PAPER	77 304	6 091	2 748
671 PIG IRON ETC	112 230	12 292	5 948	89 265 VEG FIBRE, EXCL COTN JUTE	1 134	81	37
682 COPPER EXC CEMENT COPPER	4 993	1 599	775	271 FERTILIZERS, CRUDE	2 240 884	21 686	10 106
697 BASE MTL HOUSEHOLD EQUIP	12	71	36	278 STONE, SAND AND GRAVEL	564	80	36
842 MENS OUTERWEAR NOT KNIT	589	618	273	OTHER CRUDE MINERALS	267 458	5 321	2 449
844 UNDERWEAR NOT KNIT	830	2 089	965	287 BASE METAL ORES, CONC NES	256 400	24 526	11 467
899 OTHER MANUFACTURED GOODS	951	911	416	288 NONFERR METAL SCRAP NES	1 753	326	149
EXPORTS	55 392	38 724	17 865	291 CRUDE ANIMAL MTRIALS NES	122	465	216
072 COCOA	300	212	93	292 CRUDE VEG MATERIALS NES	10 034	7 317	3 361
292 CRUDE VEG MATERIALS NES	79	257	121	334 PETROLEUM PRODUCTS, REFIN	98 076	4 960	2 125
334 PETROLEUM PRODUCTS, REFIN	1 297	339	154	411 ANIMAL OILS AND FATS	27 542	1 890	835
512 ALCOHOLS, PHENOLS, ETC	298	258	117	423 FIXED VEG OILS, SOFT	207	111	51
513 ORGANIC ACIDS, ETC	2 605	502	222	512 ALCOHOLS, PHENOLS, ETC	1 319	326	150
514 NITROGEN-FUNCT COMPOUNDS	753	823	352	522 INORG ELEMNTS, OXIDES, ETC	225 397	10 247	4 548
515 ORG-INORG COMPOUNDS ETC	13	73	33	551 ESSENTL OIL, PERFUME, ETC	174	1 315	629
522 INORG ELEMNTS, OXIDES, ETC	1 141	254	111	562 FERTILIZERS MANUFACTURED	136 342	4 384	2 018
523 OTHR INORGANIC CHEMICALS	1 670	324	148	611 LEATHER	95	331	146
531 SYNT DYE NAT INDO, LAKES	358	965	453	222 612 LEATHER ETC MANUFACTURES	69	278	133
532 DYES NES, TANNING PRODS	295	85	39	633 CORK MANUFACTURES	3 899	758	354
533 PIGMENTS, PAINTS, ETC	111	202	93	642 ARTICLES OF PAPER ETC	792	220	98
541 MEDICINAL ETC PRODUCTS	25	165	73	651 TEXTILE YARN AND THREAD	1 050	965	462
554 SOAPS CLEANING ETC PREPS	2 543	703	320	652 COTTON FABRICS, WOVEN	110	131	60
582 PROD OF CONDENSATION ETC	274	252	118	653 WOVN MAN-MADE FIB FABRIC	92	403	191
583 PROD OF POLYMERIZING ETC	611	410	198	656 LACE, RIBBONS, TULLE, ETC	23	91	42
591 PESTICIDES, DISINFECTANTS	393	610	284	658 TEXTILE ARTICLES NES	422	382	171
592 STARCH, INULIN, GLUTEN, ETC	213	213	96	659 FLOOR COVERINGS ETC	65 123	100 810	46 364
598 MISC CHEMICAL PRODS NES	2 286	703	331	681 SILVER, PLATINUM, ETC	30	1 076	509
605 INDUSTRIAL PLANT, CHAP 73	628	1 351	648	685 LEAD	65 518	6 040	2 719
641 PAPER AND PAPERBOARD	1 273	284	130	712 STEAM ENGINES, TURBINES	32	675	339
651 TEXTILE YARN AND THREAD	51	75	36	714 ENGINES & MOTORS NES	26	2 712	1 297
653 WOVN MAN-MADE FIB FABRIC	35	155	69	728 OTH MACHY FOR SPCL INDUS	115	73	30
657 SPECIAL TEXTILE ETC PROD	145	415	197	742 PUMPS FOR LIQUIDS ETC	70	34	14
662 CLAY, REFRACTORY BLDG PRO	1 498	113	50	743 PUMPS NES, CENTRIFUGES ETC	4	112	52
663 OTH NONMETAL MINERAL MFS	697	499	235	749 NONELEC MACH PTS, ACC NES	46	175	83
671 PIG IRON ETC	699	107	48	752 AUTOMTIC DATA PROC EQUIP	3	430	205
673 IRON AND STEEL SHAPES	2 370	533	239	759 OFFICE & ADP MCH PTS, ACC	28	2 530	1 154
674 IRN STL UNIV, PLATE, SHEET	2 405	402	193	781 PASS MOTOR VEH EXC BUSES	40	200	100
675 IRON, STEEL HOOP, STRIP	6 444	1 242	582	792 AIRCRAFT	3	1 626	783
677 IRN, STL WIRE EXCL W ROD	587	99	40	812 PLUMB, HEATING, LGHTNG EQU	13	100	47
678 IRON, STL TUBES, PIPES, ETC	7 999	1 681	788	831 TRAVEL GOODS, HANDBAGS	119	539	251
682 COPPER EXC CEMENT COPPER	2 457	1 753	814	842 MENS OUTERWEAR NOT KNIT	6 837	25 082	11 947
684 ALUMINIUM	491	363	167	843 WOMENS OUTERWEAR NONKNIT	20 011	83 376	38 836
685 LEAD	490	142	67	UNDERWEAR: NOT KNIT	921	4 148	1 962
686 ZINC	1 861	838	370	845 OUTERWEAR KNIT NONELASTC	14 846	66 828	31 310
687 TIN	260	499	217	846 UNDERWEAR KNITTED	7 800	13 778	6 293
692 METAL TANKS, BOXES ETC	423	555	268	847 TXTL CLTHNG ACCESRYS NES	1 272	2 777	1 285
693 WIRE PRODUCTS NON ELECTR	190	131	56	848 HEADGEAR, NONTXL CLOTHNG	395	2 836	1 337
694 STL, COPPR NAILS, NUTS, ETC	66	99	49	851 FOOTWEAR	541	1 664	748
695 TOOLS	44	182	87	874 MEASURING, CONTROLLNG INSTR	1	116	55
699 OTHER METAL MANUFACTURES	75	125	57	885 WATCHES AND CLOCKS	21	571	268
700 INDUSTRIAL PLANT CHAP 84	209	1 100	541	894 TOYS, SPORTING GOODS, ETC	126	288	130
703 INDUSTRIAL PLANT, CHAP 85	206	639	281	899 OTHER MANUFACTURED GOODS	643	660	303
723 CIVIL ENGINEERG EQUIP ETC	360	147	65	951 WAR FIREARMS, AMMUNITION	379	222	101
724 TEXTILE, LEATHER MACHNRY	107	1 242	579	EXPORTS	1 887 069	654 656	302 214
726 PRINTG, BKBDNG MACHY, PTS	126	100	45	001 LIVE ANIMALS	58 705	19 795	8 747
728 OTH MACHY FOR SPCL INDUS	330	1 377	660	022 MILK AND CREAM	38 835	7 699	3 751
736 MACHINE TOOLS FOR METAL	10	95	47	023 BUTTER	2 750	1 082	484
741 HEATING, COOLING EQUIPMNT	185	563	251	024 CHEESE AND CURD	103	72	31
742 PUMPS FOR LIQUIDS ETC	8	109	52	041 WHEAT ETC UNMILLED	31 549	980	480
743 PUMPS NES, CENTRIFUGES ETC	479	1 139	501	048 CEREAL ETC PREPARATIONS	200	171	81
744 MECHANICAL HANDLING EQU	509	591	285	054 VEG ETC FRSH, SPLY PRSVD	2 189	98	43
749 NONELEC MACH PTS, ACC NES	154	441	107	071 COFFEE AND SUBSTITUTES	201	177	89
763 SOUND RECORDRS, PHONOGRPH	4	299	207	081 FEEDING STUFF FOR ANIMLS	33 112	1 890	856
764 TELECOM EQPT, PTS, ACC NES	33	1 194	140	211 HIDES, SKINS, UNDRESSED	1 743	367	176
771 ELECTRIC POWER MACHY NES	11	74	53	233 RUBBER, SYNTHETIC, RECLAIMD	6 914	2 202	990
772 SWITCHGEAR ETC & PTS NES	242	2 316	108	266 SYNTHETIC FIBRE TO SPIN	44 626	17 298	7 975
773 ELECTR DISTRIBUTING MACH	584	526	229	267 OTHER MAN-MADE FIBRES	1 391	440	215
776 TRANSISTORS, VALVES, ETC	1	108	49	33 268 WOOL (EXC TOPS), ANML HAIR	852	719	332
778 ELECTRICAL MACHINERY NES	1 560	1 142	522	269 WASTE OF TEXTILE FABRICS	4 696	115	53
781 PASS MOTOR VEH EXC BUSES	67	225	291	278 OTHER CRUDE MINERALS	8 911	390	183
784 MOTOR VEHCL PTS, ACC NES	23	93	322	CRUDE ANIMAL MTRIALS NES	53	110	51
801 INDUSTRIAL PLANT, CHAP 90	11	306	43	292 CRUDE VEG MATERIALS NES	3 516	3 021	1 435
812 PLUMB, HEATING, LGHTNG EQU	71	232	138	COAL, LIGNITE, PEAT	58 439	1 507	710
871 OPTICAL INSTRUMENTS	3	92	323	BRIQUETS, COKE, SEMI-COKE	130 535	5 085	2 274
872 MEDICAL INSTRUMENTS NES	6	84	109	PETROLEUM PRODUCTS, REFIN	7 297	2 036	952
874 MEASURING, CONTROLLNG INSTR	18	862	46	335 RESIDUAL PETRLM PROD NES	30 088	3 134	1 451
881 PHOTO APPAR & EQUIP NES	3	97	41	423 FIXED VEG OILS, SOFT	95 900	9 109	4 048
884 OPTICAL GOODS NES		92	393	424 FIXED VEG OIL NONSOFT	4 199	478	220
892 PRINTED MATTER	600	434	217	431 PROCESD ANML VEG OIL, ETC	10 599	1 710	798
893 ARTICLES OF PLASTIC NES	284	454	45	511 HYDROCARBONS NES, DERIVS	2 648	579	267
895 OFFICE SUPPLIES NES	28	92	46	512 ALCOHOLS, PHENOLS, ETC	5 839	1 490	676
898 MUSICAL INSTRUMENTS, PTS	28	151	208	513 ORGANIC ACIDS, ETC	29 915	5 977	2 735
			43	514 NITROGEN-FUNCTN COMPOUNDS	6 366	2 593	1 264
			515	ORG-INORG COMPOUNDS ETC	387	2 099	1 003
				516 OTHER ORGANIC-CHEMICALS	800	601	283



GROUP DESCRIPTION	DT = 100 KG	1 000 DM	1 000 \$	GROUP DESCRIPTION	DT = 100 KG	1 000 DM	1 000 \$
522 INORG ELEMNTS,OXIDES,ETC	15 241	2 767	1 260	847 TXTL CLTHNG ACCESRY NES	1 222	1 457	683
523 OTHR INORGANIC CHEMICALS	14 632	1 612	755	848 HEADGEAR,NONTXTL CLOTHNG	471	2 087	972
531 SYNT DYE,NAT INDGO,LAKES	4 235	7 736	3 604	871 OPTICAL INSTRUMENTS	16	455	205
532 DYES NES,TANNING PRODS	11 516	2 246	1 030	872 MEDICAL INSTRUMENTS NES	148	2 075	949
533 PIGMENTS,PAINTS,ETC	26 933	6 266	2 882	873 METERS & COUNTERS NES	160	252	122
541 MEDICINAL ETC PRODUCTS	623	4 327	1 994	874 MEASURNG,CONTROLNG INSTR	648	5 681	2 604
551 ESSENTL OIL,PERFUME,ETC	272	488	224	881 PHOTO APPAR & EQUIPT NES	60	483	219
554 SOAPS,CLEANING ETC PREPS	8 332	2 665	1 234	882 PHOTO,CINEMA SUPPLIES	1 312	2 553	1 168
562 FERTILIZERS MANUFACTURED	711	142	65	884 OPTICAL GOODS NES	4	375	169
572 EXPLOSIVES,PYROTECH PROD	125	738	361	885 WATCHES AND CLOCKS	49	786	363
582 PROD OF CONDENSATION ETC	14 152	6 044	2 793	892 PRINTED MATTER	1 165	1 725	788
583 PROD OF POLYMERIZING ETC	42 090	10 094	4 669	893 ARTICLES OF PLASTIC NES	3 420	2 710	1 257
584 CELLULOSE DERIVATIVES ETC	2 986	2 046	951	894 TOYS,SPORTING GOODS,ETC	21	71	31
591 PESTICIDES,DISINFECTANTS	13 420	13 004	5 935	895 OFFICE SUPPLIES NES	662	1 766	791
592 STARCH,INULIN,GLUTEN,ETC	1 360	681	413	897 GOLD,SILVER WARE,JEWELRY	9	653	320
598 MISC CHEMICAL PRODS NES	27 296	7 162	3 329	898 MUSICAL INSTRUMENTS,PTS	189	678	312
612 LEATHER ETC MANUFACTURES	152	410	194	899 OTHER MANUFACTURED GOODS	573	2 898	1 356
621 MATERIALS OF RUBBER	1 649	2 292	1 049	941 ZOO ANIMALS,PETS	19	129	61
625 RUBBER TYRES,TUBES	458	322	145	951 WAR FIREARMS,AMMUNITION	62	388	188
628 RUBBER ARTICLES NES	4 237	4 536	2 101				
634 VENEERS,PLYWOOD,ETC	429	109	48	ALGERIA			
635 WOOD MANUFACTURES NES	961	514	239	IMPORTS	64 850 682	1 916 951	870 782
641 PAPER AND PAPERBOARD	17 922	2 771	1 317	057 FRUIT,NUTS,FRESH,DRIED	681	372	163
642 ARTICLES OF PAPER ETC	2 581	1 316	625	112 ALCOHOLIC BEVERAGES	47 802	2 912	1 358
651 TEXTILE YARN AND THREAD	31 560	25 635	11 754	271 FERTILIZERS,CRUDE	466 574	3 496	1 612
652 COTTON FABRICS,WOVEN	9 219	27 232	12 672	278 OTHER CRUDE MINERALS	11 917	275	122
653 WOVN MAN-MADE FIB FABRIC	12 184	39 163	18 275	333 CRUDE PETROLEUM,	48 402 216	1 331 833	609 146
654 OTH WOVEN TEXTILE FABRIC	1 156	3 321	1 574	334 PETROLEUM PRODUCTS,REFIN	15 662 372	537 934	240 154
655 KNIT ETC FABRICS	13 342	33 667	15 755	511 HYDROCARBONS NES,DERIVS	59 308	3 743	1 603
656 LACE,RIBBONS,TULLE,ETC	399	1 393	640	522 INORG ELEMNTS,OXIDES,ETC	1 074	1 513	680
657 SPECIAL TEXTILE ETC PROD	1 446	3 601	1 657	591 PESTICIDES,DISINFECTANTS	150	157	64
658 TEXTILE ARTICLES NES	365	618	286	672 IRON,STL PRIMARY FORMS	95 287	5 674	2 565
659 FLOOR COVERINGS ETC	15	155	74	674 IRN,STL UNIV,PLATE,SHEET	79 875	6 187	2 792
662 CLAY,REFRACTORY BLDG PRD	15 931	2 154	993	686 ZINC	7 989	1 387	676
663 OTH NONMETAL MINERAL MFS	7 758	1 276	575	694 STL COPPR NAILS,NUTS,ETC	471	280	134
664 GLASS	1 662	286	127	695 TOOLS	378	203	100
665 GLASSWARE	505	871	404	712 STEAM ENGINES,TURBINES	23	211	90
666 POTTERY	105	273	122	714 ENGINES & MOTORS NES	29	2 767	1 274
671 PIG IRON ETC	875	155	72	716 ROTATING ELECTRIC PLANT	2	268	124
672 IRON,STL PRJMARY FORMS	544 292	27 062	12 244	741 HEATING,COOLING EQUIPMNT	1	291	131
673 IRON AND STEEL SHAPES	7 343	696	313	742 PUMPS FOR LIQUIDS ETC		179	83
674 IRN STL UNIV,PLATE,SHEET	253 622	27 940	12 913	743 PUMPS NES,CENTRIFUGES ETC		239	112
675 IRON,STEEL HOOP,STRIP	3 194	614	280	749 NONELEC MACH PTS,ACC NES	6	555	250
677 IRN,STL WIRE EXCL W ROD	2 610	469	218	781 PASS MOTOR VEH EXC BUSES	80	78	31
678 IRON,STL TUBES,PIPES,ETC	6 732	1 381	635	782 LORRIES,SPCL MTR VEH NES	158	430	193
682 COPPER EXC CEMENT COPPER	5 948	3 412	1 557	786 VEH NES NONMOTR,TRAILERS	600	187	87
684 ALUMINIUM	5 075	3 093	1 469	792 AIRCRAFT	7	1 016	466
685 LEAD	204	82	38	793 SHIPS AND BOATS	120	347	161
686 ZINC	300	91	41	874 MEASURNG,CONTROLNG INSTR		501	232
691 STRUCTURES AND PARTS NES	340	157	71	EXPORTS	4 074 034	1 801 780	823 556
692 METAL TANKS,BOXES,ETC	133	177	82	001 LIVE ANIMALS	50 392	20 581	9 181
693 WIRE PRODUCTS NON ELECTR	1 330	480	213	022 MILK AND CREAM	245 107	53 333	24 031
694 STL,COPPR NAILS,NUTS,ETC	374	346	152	025 EGGS,BIRDS,FRESH,PRSRVD	4 300	2 211	1 017
695 TOOLS	925	2 371	1 074	048 CEREAL ETC PREPARATIONS	9 952	2 265	1 094
696 CUTLERY	93	329	146	054 VEG ETC FRSH,SMPLY PRSVD	10 874	1 085	481
697 BASE MTL HOUSEHOLD EQUIP	728	808	365	061 SUGAR AND HONEY	337 389	14 475	7 046
699 OTHER METAL MANUFACTURES	4 415	4 140	1 900	072 COCOA	4 820	4 189	1 830
711 STEAM BOILERS & AUX PLNT	47	411	185	081 FEEDING STUFF FOR ANIMLS	53 249	3 211	1 417
712 STEAM ENGINES,TURBINES	240	3 036	1 424	233 RUBBER,SYNTHETIC,RECLAIMD	3 562	1 424	598
713 INTRNL COMBUS PISTN ENGN	1 440	5 235	2 387	248 WOOD SHAPED	7 652	576	258
714 ENGINES & MOTORS NES	40	4 195	2 019	035 PULP AND WASTE PAPER	2 243	371	172
716 ROTATING ELECTRIC PLANT	730	1 998	901	266 SYNTHETIC FIBRE TO SPIN	10 595	4 288	1 849
721 AGRIC MACHY,EXC TRACTORS	16 727	19 410	8 640	267 OTHER MAN-MADE FIBRES	3 348	2 089	975
722 TRACTORS NON-ROAD	19 182	18 966	8 960	273 STONE,SAND AND GRAVEL	4 572	124	54
723 CIVIL ENGINEERG EQUIP ETC	7 032	13 503	6 038	278 OTHER CRUDE MINERALS	32 669	932	426
724 TEXTILE,LEATHER MACHNRY	7 223	27 016	12 479	287 BASE METAL ORES,CONC NES	355	80	37
725 PAPER ETC MILL MACHINERY	832	3 296	1 473	291 CRUDE ANIMAL MTRIALS NES	188	617	271
726 PRINTG BKBINDG MACHY,PTS	1 706	9 319	4 523	292 CRUDE VEG MATERIALS NES	919	542	231
727 FOOD MACHRY NON-DOMESTIC	264	985	457	322 COAL,LIGNITE,PEAT	5 164	322	147
728 OTH MACHRY FOR SPCL INDUS	2 442	10 940	5 045	334 PETROLEUM PRODUCTS,REFIN	6 621	1 398	618
736 MACHINE TOOLS FOR METAL	1 348	2 693	1 230	335 RESIDUAL PETRLM PROD NES	90 244	14 981	6 520
737 METALWORKING MACHNRY NES	207	481	223	423 FIXED VEG OILS,SOFT	120 402	7 115	3 379
741 HEATING,COOLING EQUIPMNT	632	2 267	1 046	424 FIXED VEG OIL NONSOFT	43 614	4 840	2 156
742 PUMPS FOR LIQUIDS ETC	819	3 831	1 799	431 PROCESD ANML VEG OIL,ETC	31 599	4 842	2 118
743 PUMPS NES,CENTRIFUGES ETC	790	2 430	1 115	449 511 HYDROCARBONS NES,DERIVS	22 363	2 955	1 335
744 MECHANICAL HANDLING EQU	4 556	6 130	2 833	3 070 512 ALCOHOLS,PHENOLS,ETC	25 863	5 291	2 447
745 NONELEC MACHY,TOOLS NES	1 911	7 802	3 607	1 382 513 ORGANIC ACIDS,ETC	142 071	25 108	11 509
749 NONELEC MACH PTS,ACC NES	2 190	7 690	3 534	717 514 NITROGEN-FUNCTN COMPOUNDS	9 554	3 312	1 441
751 OFFICE MACHINES	210	998	449	244 515 ORG-INORG COMPOUNDS ETC	3 559	1 358	606
752 AUTOMTIC DATA PROC EQUIP	266	6 745	3 070	318 516 OTHER ORGANIC CHEMICALS	1 086	887	417
759 OFFICE & ADP MCH PTS,ACC	49	2 964	1 382	522 INORG ELEMNTS,OXIDES,ETC	28 178	6 577	3 030
761 TELEVISION RECEIVERS	539	1 533	717	523 OTHR INORGANIC CHEMICALS	65 995	5 446	2 504
762 RADIO BROADCAST RECEIVRS	188	548	244	524 RADIOACTIVE ETC MATERIAL		121	55
763 SOUND RECORDRS,PHONOGRPH	46	726	318	531 SYNT DYE,NAT INDGO,LAKES	5 137	11 116	5 008
764 TELECOM EQPT,PTS,ACC NES	1 593	7 562	3 538	532 DYES NES,TANNING PRODS	9 989	2 108	989
771 ELECTRIC POWER MACHY NES	29	179	82	533 PIGMENTS,PAINTS,ETC	102 753	36 824	16 638
772 SWITCHGEAR ETC & PTS NES	300	2 049	950	541 MEDICINAL ETC PRODUCTS	5 028	18 210	8 438
773 ELECTR DISTRIBUTING MACH	1 503	1 613	725	551 ESSENTL OIL,PERFUME,ETC	2 024	2 839	1 281
774 ELECTRO-MEDCL,XRAY EQUIP	256	4 704	2 163	553 PERFUMERY,COSMETICS,ETC	104	248	107
775 HOUSEHOLD TYPE EQUIP NES	119	330	152	554 SOAPS,CLEANING ETC PREPS	25 292	6 535	2 964
776 TRANSISTORS,VALVES,ETC	589	1 099	509	562 FERTILIZERS MANUFACTURED	1 294	105	48
778 ELECTRICAL MACHINERY NES	1 617	3 444	1 575	572 EXPLOSIVES,PYROTECH PROD	7	91	42
781 PASS MOTOR VEH EXC BUSES	3 781	11 810	5 457	582 PROD OF CONDENSATION ETC	20 887	9 142	4 144
782 LORRIES,SPCL MTR VEH NES	383	181	83	583 PROD OF POLYMERIZING ETC	68 397	19 620	8 880
783 ROAD MOTOR VEHICLES NES	153	338	161	584 CELLULOSE DERIVATIVES ETC	4 024	2 486	1 096
784 MOTOR VEHCL PTS,ACC NES	1 487	5 016	2 304	585 PLASTIC MATERIALS NES	538	350	158
785 MOTOR & OTHER CYCLES ETC	322	283	127	591 PESTICIDES,DISINFECTANTS	16 060	13 010	6 275
786 VEH NES NONMOTR,TRAILERS	991	419	194	592 STARCH,INULIN,GLUTEN,ETC	4 039	2 136	961
791 RAILWAY VEHICLES	35	299	136	598 MISC CHEMICAL PRODS NES	70 830	19 522	8 974
792 AIRCRAFT	68		32	605 INDUSTRIAL PLANT,CHAP 73	317	302	137
812 PLUMBGB,HEATNG,LGHTNG EQU	762	1 294	593	612 LEATHER ETC MANUFACTURES	6	71	32
821 FURNITURE	713	1 659	749				
843 WOMENS OUTERWEAR NONKNIT	3 555	11 081	5 252				
845 OUTERWEAR KNIT NONELASTC	2 299	8 788	4 184				
846 UNDERWEAR KNITTED	7 349	4 602	2 151				



## 7 IMPORTS AND EXPORTS (SPECIAL TRADE) BY COUNTRIES OF PRODUCTION AND CONSUMPTION AND BY GROUPS OF THE SITC-REV. II 1986

GROUP DESCRIPTION	DT = 100 KG	1 000 DM	1 000 \$	GROUP DESCRIPTION	DT = 100 KG	1 000 DM	1 000 \$
621 MATERIALS OF RUBBER	1 537	1 722	792	897 GOLD, SILVER WARE, JEWELRY	71	652	305
625 RUBBER TYRES, TUBES	8 064	5 383	2 268	898 MUSICAL INSTRUMENTS, PTS	807	2 894	1 325
628 RUBBER ARTICLES NES	1 679	4 012	1 852	899 OTHER MANUFACTURED GOODS	3 390	7 701	3 461
634 VENEERS, PLYWOOD, ETC	9 393	2 383	1 071	951 WAR FIREARMS, AMMUNITION	76	2 024	1 002
635 WOOD MANUFACTURES NES	3 084	1 610	751				
641 PAPER AND PAPERBOARD	161 552	18 966	8 913	TUNISIA			
642 ARTICLES OF PAPER ETC	2 244	1 806	827				
651 TEXTILE YARN AND THREAD	28 821	25 561	11 278	IMPORTS	3 119 935	651 939	301 870
652 COTTON FABRICS, WOVEN	1 571	3 443	1 522				
653 WOVN MAN-MADE FIB FABRIC	359	1 732	754	034 FISH FRESH, CHILLED, FROZN	65	125	57
654 OTH WOVEN TEXTILE FABRIC	24	74	34	036 SHELL FISH FRESH FROZEN	828	620	284
655 KNIT ETC FABRICS	121	489	211	057 FRUIT, NUTS, FRESH, DRIED	9 272	4 400	2 097
656 LACE, RIBBONS, TULLE, ETC	20	1 441	666	098 EDIBLE PRODCTS, PREPS NES	291	118	53
657 SPECIAL TEXTILE ETC PROD	2 321	5 003	2 282	112 ALCOHOLIC BEVERAGES	58 095	5 009	2 343
658 TEXTILE ARTICLES NES	75	138	65	251 PULP AND WASTE PAPER	25 113	3 407	1 568
661 CEMENT ETC BUILDING PROD	2 720	285	138	271 FERTILIZERS, CRUDE	42 292	854	375
662 CLAY, REFRACTORY BLOC PRO	34 638	5 179	2 408	288 NONFERR METAL SCRAP NES	26 932	609	301
663 OTH NONMETAL MINERAL MFS	103 196	9 710	4 438	291 CRUDE ANIMAL MTRIALS NES	77	964	467
664 GLASS	7 310	1 075	503	333 CRUDE PETROLEUM	1 771 786	41 668	19 327
665 GLASSWARE	524	1 766	853	334 PETROLEUM PRODUCTS, REFIN	910 030	17 585	8 704
666 POTTERY	101	294	131	551 ESSENTL OIL, PERFUME, ETC	67	239	112
671 PIG IRON ETC	57 348	2 679	1 169	562 FERTILIZERS MANUFACTURED	128 810	5 171	2 337
672 IRON, STL PRIMARY FORMS	15 802	1 675	724	598 MISC CHEMICAL PRODS NES	575	91	40
673 IRON AND STEEL SHAPES	178 127	16 520	7 452	612 LEATHER ETC MANUFACTURES	2 103	22 641	10 323
674 IRN, STL UNIV, PLATE, SHEET	747 176	87 133	40 018	633 CORK MANUFACTURES	4 973	865	389
675 IRON, STEEL HOOP, STRIP	74 059	11 757	5 485	634 VENEERS, PLYWOOD, ETC	320	81	40
676 RAILWAY RAILS ETC IRN, STL	480	146	63	642 ARTICLES OF PAPER ETC	3 573	3 146	1 466
677 IRN, STL WIRE EXCL W ROD	55 107	9 165	4 196	652 COTTON FABRICS, WOVEN	5 225	4 394	2 014
678 IRON, STL TUBES, PIPES, ETC	98 194	23 332	10 505	657 SPECIAL TEXTILE ETC PROD	24	123	59
679 IRN, STL CASTINGS UNWORKE	26 742	12 218	5 567	658 TEXTILE ARTICLES NES	61	547	250
681 SILVER, PLATINUM, ETC	30	288	125	659 FLOOR COVERINGS ETC	1 608	14 082	6 626
682 COPPER EXC CEMENT COPPER	49 985	21 346	9 475	663 OTH NONMETAL MINERAL MFS	81	122	56
683 NICKEL	51	94	42	695 TOOLS	617	1 002	455
684 ALUMINIUM	31 663	11 789	5 464	699 OTHER METAL MANUFACTURES	60	186	90
686 ZINC	778	407	176	714 ENGINES & MOTORS NES	34	1 339	632
687 TIN	65	99	47	716 ROTATING ELECTRIC PLANT	31	161	71
691 STRUCTURES AND PARTS NES	25 927	12 998	5 833	724 TEXTILE, LEATHER MACHNRY	70	122	53
692 METAL TANKS BOXES, ETC	827	1 025	452	737 METALWORKING MACHNRY NES	6	120	60
693 WIRE PRODUCTS NON ELECTR	3 991	2 894	1 283	742 PUMPS FOR LIQUIDS ETC	1	84	37
694 STL, COPPR NAILS, NUTS, ETC	4 142	5 156	2 317	743 PUMPS NES, CENTRIFUGES ETC	19	307	127
695 TOOLS	3 402	15 407	7 012	749 NONELEC MACH PTS, ACC NES		163	77
696 CUTLERY	36	165	79	751 OFFICE MACHINES	462	352	159
697 BASE MTL HOUSEHOLD EQUIP	6 234	6 794	3 123	761 TELEVISION RECEIVERS	317	840	398
699 OTHER METAL MANUFACTURES	16 525	12 387	5 625	764 TELECOM EQPT, PTS, ACC NES	3 523	7 916	3 670
700 INDUSTRIAL PLANT, CHAP 84	587	3 520	1 689	771 ELECTRIC POWER MACHY NES	1 423	8 784	4 101
703 INDUSTRIAL PLANT CHAP 85	64	1 273	632	772 SWITCHGEAR ETC & PTS NES	6 350	36 120	16 685
711 STEAM BOILERS & AUX PLNT	1 840	2 550	1 122	773 ELECTR DISTRIBUTING MACH	10 517	23 018	10 721
712 STEAM ENGINES, TURBINES	451	3 806	1 751	778 ELECTRICAL MACHINERY NES	1	94	42
713 INTRNL COMBUS PISTN ENGN	84 683	173 972	79 862	784 MOTOR VEHCL PTS, ACC NES	582	482	235
714 ENGINES & MOTORS NES	82	5 837	2 726	792 AIRCRAFT	1	141	70
716 ROTATING ELECTRIC PLANT	4 129	8 986	4 068	831 TRAVEL GOODS, HANDBAGS	1 260	3 223	1 460
718 OTH POWER GENERATG MACHY	1 803	4 058	1 828	842 MENS OUTERWEAR NOT KNIT	35 418	138 567	63 910
721 AGRIC MACHY, EXC TRACTORS	67 594	62 778	28 606	843 WOMENS OUTERWEAR NONKNIT	24 958	115 515	53 104
722 TRACTORS NON-ROAD	381	795	389	844 UNDERWEAR NOT KNIT	10 346	58 225	26 982
723 CIVIL ENGINEERG EQUIP ETC	14 976	36 462	16 535	845 UNDERWEAR KNIT NONELASTC	10 437	53 572	24 871
724 TEXTILE, LEATHER MACHNRY	6 041	29 195	13 441	846 UNDERWEAR KNITTED	5 549	30 543	14 079
725 PAPER ETC MILL MACHINERY	605	3 618	1 661	847 TXTL CLTHNG ACCESSRYS NES	5 144	19 510	8 968
726 PRINTG, BKBINDG MACHY, PTS	2 498	11 412	5 349	848 HEADGEAR, NONTXTL CLOTHNG	744	7 123	3 319
727 FOOD MACHRY NON-DOMESTIC	500	2 457	1 160	874 MEASURNG, CONTROLNG INSTR	38	645	297
728 OTH MACHY FOR SPCL INDUS	16 464	52 500	24 016	884 OPTICAL GOODS NES	10	147	66
736 MACHINE TOOLS FOR METAL	4 948	24 924	11 324	893 ARTICLES OF PLASTIC NES	96	298	137
737 METALWORKING MACHNRY NES	6 841	8 059	3 712	894 TOYS, SPORTING GOODS, ETC	903	3 604	1 661
741 HEATING, COOLING EQUIPMNT	11 094	16 247	7 594	899 OTHER MANUFACTURED GOODS	45	195	88
742 PUMPS FOR LIQUIDS ETC	6 927	32 758	14 690				
743 PUMPS NES, CENTRIFUGES ETC	2 741	9 768	4 469	EXPORTS	1 609 969	802 708	368 834
744 MECHANICAL HANDLING EQU	14 693	21 591	9 797				
745 NONELEC MACHY, TOOLS NES	3 503	19 914	8 882	001 LIVE ANIMALS	63 422	20 365	9 335
749 NONELEC MACH PTS, ACC NES	17 744	43 109	19 582	011 MEAT FRESH, CHILLD, FROZEN	12 899	2 659	1 247
751 OFFICE MACHINES	162	1 101	500	022 MILK AND CREAM	8 196	1 877	876
752 AUTOMATIC DATA PROC EQUIP	210	5 470	2 611	041 WHEAT ETC UNMILLED	69 709	1 491	731
759 OFFICE & ADP MCH PTS ACC	55	1 639	741	054 VEG ETC FRSH, SMPLY PRSVD	13 730	1 462	663
763 SOUND RECORDRS, PHONOGRPH	11	699	309	061 SUGAR AND HONEY	52 337	2 518	1 222
764 TELECOM EQPT, PTS, ACC NES	6 860	63 456	29 628	098 EDIBLE PRODCTS, PREPS NES	635	480	225
771 ELECTRIC POWER MACHY NES	17 376	15 879	7 583	122 TOBACCO MFRS	61	205	95
772 SWITCHGEAR ETC & PTS NES	2 454	13 468	6 148	233 RUBBER, SYNTHIC, RECLAIMD	2 760	775	363
773 ELECTR DISTRIBUTING MACH	26 964	12 532	5 799	247 OTH WOOD ROUGH, SQUARED	1 010	251	113
774 ELECTRO-MEDCL, XRAY EQUIP	306	8 112	3 901	248 WOOD SHAPED	10 459	1 325	592
775 HOUSEHOLD TYPE EQUIP NES	52	187	88	266 SYNTHETIC FIBRE TO SPIN	5 117	1 986	917
776 TRANSISTORS, VALVES, ETC	1 954	6 068	2 770	267 OTHER MAN-MADE FIBRES	2 674	1 252	589
778 ELECTRICAL MACHINERY NES	60 394	45 971	20 569	269 WASTE OF TEXTILE FABRICS	7 164	807	368
781 PASS MOTOR VEH EXC BUSES	21 788	46 654	21 861	278 OTHER CRUDE MINERALS	31 353	727	332
782 LORRIES, SPCL MTR VEH NES	30 809	48 099	21 640	292 CRUDE VEG MATERIALS NES	268	583	287
783 ROAD MOTOR VEHICLES NES	6 819	8 717	3 970	323 BRIQUETS, COKE, SEMI-COKE	589 849	17 875	7 887
784 MOTOR VEHCL PTS, ACC NES	83 798	135 100	61 921	334 PETROLEUM PRODUCTS, REFIN	4 808	1 263	576
785 MOTOR & OTHER CYCLES ETC	1 360	4 903	2 171	335 RESIDUAL PETRLM PROD NES	4 685	552	260
786, VEH NES NONMOTR, TRAILERS	26 580	18 122	8 431	424 FIXED VEG OIL NONSOFT	7 679	979	430
791 RAILWAY VEHICLES	373	466	211	431 PROCESD ANML VEG OIL, ETC	11 359	1 491	681
792 AIRCRAFT	33	8 419	4 105	511 HYDROCARBONS NES, DERIVS	3 145	685	319
812 PLUMBG, HEATNG, LGHTNG EQU	3 365	1 474	633	512 ALCOHOLS, PHENOLS, ETC	1 048	422	197
821 FURNITURE	5 089	6 989	3 320	513 ORGANIC ACIDS, ETC	11 377	4 348	2 094
842 MENS OUTERWEAR NOT KNIT	84	858	379	514 NITROGEN-FUNCTN COMPOUNDS	1 385	663	303
847 TXTL CLTHNG ACCESSRYS NES	103	1 059	503	515 ORG-INORG COMPOUNDS ETC	1 214	681	308
848 HEADGEAR, NONTXTL CLOTHNG	158	1 127	519	516 OTHER ORGANIC CHEMICALS	387	234	108
871 OPTICAL INSTRUMENTS	35	2 268	1 029	522 INORG ELEMNTS, OXIDES, ETC	7 835	1 644	750
872 MEDICAL INSTRUMENTS NES	508	5 681	2 662	523 OTHR INORGANIC CHEMICALS	24 659	2 934	1 366
873 METERS & COUNTERS NES	159	1 133	523	531 SVNT DYE, NAT INDGO, LAKES	2 002	5 054	2 350
874 MEASURNG, CONTROLNG INSTR	1 140	21 210	9 788	532 DYES NES, TANNING PRODS	6 958	1 310	597
881 PHOTO APPAR & EQUIPT NES	163	2 708	1 201	533 PIGMENTS, PAINTS, ETC	15 001	6 562	3 040
882 PHOTO, CINEMA SUPPLIES	3 834	5 237	2 297	541 MEDICINAL ETC PRODUCTS	876	2 909	1 334
884 OPTICAL GOODS NES	15	2 849	1 327	551 ESSENTL OIL, PERFUME, ETC	166	778	362
885 WATCHES AND CLOCKS	4	94	44	553 PERFUMERY, COSMETICS, ETC	281	166	71
892 PRINTED MATTER	1 958	3 329	1 523	554 SOAPS, CLEANING ETC PREPS	7 997	2 791	1 306
893 ARTICLES OF PLASTIC NES	2 329	4 548	2 073	582 PROD OF CONDENSATION ETC	27 197	6 393	2 932
894 TOYS, SPORTING GOODS, ETC	31	121	49	583 PROD OF POLYMERIZING ETC	29 679	8 439	3 900
895 OFFICE SUPPLIES NES	959	1 360	608	584 CELLULOSE DERIVATIVES ETC	1 083	971	459



7 IMPORTS AND EXPORTS (SPECIAL TRADE) BY COUNTRIES OF PRODUCTION AND CONSUMPTION AND BY GROUPS OF THE SITC-REV. 11 1986

GROUP DESCRIPTION	DT = 100 KG	1 000 DM	1 000 \$	GROUP DESCRIPTION	DT = 100 KG	1 000 DM	1 000 \$
585 PLASTIC MATERIALS NES	280	97	45	885 WATCHES AND CLOCKS	156	929	453
591 PESTICIDES,DISINFECTANTS	2 096	1 963	925	892 PRINTED MATTER	2 270	1 809	834
592 STARCH, INULIN, GLUTEN, ETC	1 349	632	289	893 ARTICLES OF PLASTIC NES	4 693	4 584	2 118
598 MISC CHEMICAL PRODS NES	29 251	6 484	3 019	894 TOYS, SPORTING GOODS, ETC	659	629	286
611 LEATHER	3 548	12 651	5 786	895 OFFICE SUPPLIES NES	532	731	324
612 LEATHER ETC MANUFACTURES	104	470	218	897 GOLD, SILVER WARE, JEWELRY	11	3 297	1 464
613 FUR SKINS TANNED, DRESSED	91	2 926	1 338	898 MUSICAL INSTRUMENTS, PTS	275	1 007	464
621 MATERIALS OF RUBBER	1 230	1 006	460	899 OTHER MANUFACTURED GOODS	1 295	5 864	2 714
625 RUBBER TYRES, TUBES	191	127	58	951 WAR FIREARMS, AMMUNITION	311	777	345
628 RUBBER ARTICLES NES	253	833	396				
635 WOOD MANUFACTURES NES	246	151	69	LIBYA			
641 PAPER AND PAPERBOARD	8 520	3 270	1 488				
642 ARTICLES OF PAPER ETC	5 264	1 841	837	IMPORTS	74 786 235	2 154 904	972 780
651 TEXTILE YARN AND THREAD	4 767	8 925	4 095				
652 COTTON FABRICS, WOVEN	30 386	80 171	36 988	333 CRUDE PETROLEUM	67 164 893	1 909 402	860 519
653 WOVN MAN-MADE FIB FABRIC	25 216	64 403	29 721	334 PETROLEUM PRODUCTS, REFIN	6 744 560	221 942	101 385
654 OTH WOVEN TEXTILE FABRIC	2 178	7 128	3 266	512 ALCOHOLS, PHENOLS, ETC	317 797	8 384	3 710
655 KNIT ETC FABRICS	12 640	28 620	13 277	562 FERTILIZERS MANUFACTURED	555 772	10 201	4 858
656 LACE, RIBBONS, TULLE, ETC	721	4 410	2 037	712 STEAM ENGINES, TURBINES	26	231	105
657 SPECIAL TEXTILE ETC PROD	4 517	19 703	9 347	749 NONELEC MACH PTS, ACC NES	197	162	80
658 TEXTILE ARTICLES NES	486	2 082	963	759 OFFICE & ADP MCH PTS, ACC	1	954	473
661 CEMENT ETC BUILDING PROD	8 439	160	74	764 TELECOM EQPT, PTS, ACC NES	3	165	77
662 CLAY, REFRACTORY BLDG PRD	26 490	4 917	2 250				
663 OTH NONMETAL MINERAL MFS	4 197	1 891	862	EXPORTS	4 332 308	1 107 775	512 381
664 GLASS	1 527	261	123				
665 GLASSWARE	366	406	183	001 LIVE ANIMALS	10 175	3 425	1 652
672 IRON, STL PRIMARY FORMS	33 966	2 195	1 033	011 MEAT FRESH CHILDF, FROZEN	1 701	1 042	492
673 IRON AND STEEL SHAPES	17 217	1 751	811	022 MILK AND CREAM	108 947	20 177	9 990
674 IRN, STL UNIV, PLATE, SHEET	107 566	12 882	5 782	023 BUTTER	214	162	78
675 IRON, STEEL HOOP, STRIP	1 268	349	164	025 EGGS, BIRDS, FRESH, PRSRVD	194	174	81
677 IRN, STL WIRE EXCL W ROD	3 453	556	258	034 FISH FRESH, CHILLED, FROZN	251	121	55
678 IRON, STL TUBES, PIPES, ETC	16 568	2 291	1 112	041 WHEAT ETC UNMILLED	9 631	173	71
681 SILVER, PLATINUM, ETC	3	87	39	043 BARLEY UNMILLED	2 196 003	41 972	18 914
682 COPPER EXC CEMENT COPPER	4 530	1 898	891	046 WHEAT ETC MEAL OR FLOUR	327 609	13 974	6 139
683 NICKEL	25	84	42	048 CEREAL ETC PREPARATIONS	179	82	35
684 ALUMINIUM	2 933	2 059	943	054 VEG ETC FRSH, SMPLY PRSVD	327	79	37
687 TIN	145	242	112	056 VEGTBLES ETC PRSVD, PREPD	296	61	31
691 STRUCTURES AND PARTS NES	1 081	2 065	970	058 FRUIT PRESERVED PREPARED	3 685	618	292
692 METAL TANKS, BOXES, ETC	801	350	160	061 SUGAR AND HONEY	5 004	253	118
693 WIRE PRODUCTS NON ELECTR	393	318	147	071 COFFEE AND SUBSTITUTES	38	99	44
694 STL, COPPR NAILS, NUTS, ETC	263	426	194	075 SPICES	186	151	73
695 TOOLS	552	2 149	993	081 FEEDING STUFF FOR ANIMLS	1 856	1 046	456
697 BASE MTL HOUSEHOLD EQUIP	789	538	248	098 EDIBLE PRODUCTS, PREPS NES	430	167	81
699 OTHER METAL MANUFACTURES	3 201	4 288	1 957	111 NON-ALCOHL BEVERAGES NES	1 370	122	51
700 INDUSTRIAL PLANT, CHAP 84	11 855	10 328	4 586	233 RUBBER, SYNTHETIC, RECLAIMD	500	149	66
703 INDUSTRIAL PLANT, CHAP 85	141	623	279	248 WOOD SHAPED	8 863	495	236
711 STEAM BOILERS & AUX PLNT	204	215	102	251 PULP AND WASTE PAPER	6 545	1 130	559
712 STEAM ENGINES, TURBINES	18	232	108	273 STONE, SAND AND GRAVEL	1 838	129	63
713 INTRNL COMBUS PISTN ENGN	3 961	9 621	4 370	274 SULPHUR ETC	1 060	374	165
714 ENGINES & MOTORS NES	7	1 203	573	278 OTHER CRUDE MINERALS	90 626	1 494	704
716 ROTATING ELECTRIC PLANT	421	1 655	765	334 PETROLEUM PRODUCTS REFIN	9 946	2 519	1 180
718 OTH POWER GENERATG MACHY	9	228	102	335 RESIDUAL PETRLM PROD NES	4 279	696	317
721 AGRIC MACHY, EXC TRACTORS	4 788	5 574	2 369	411 ANIMAL OILS AND FATS	5 044	440	219
722 TRACTORS NON-ROAD	41 238	42 474	18 489	424 FIXED VEG OIL NONSOFT	4 010	608	289
723 CIVIL ENGINEERG EQUIP ETC	6 939	9 547	4 329	431 PROCESD ANML VEG OIL, ETC	1 004	292	143
724 TEXTILE, LEATHER MACHNRY	4 786	19 944	9 393	511 HYDROCARBONS NES, DERIVS	4 241	623	269
725 PAPER ETC MILL MACHINERY	531	1 396	642	512 ALCOHOLS, PHENOLS, ETC	1 620	633	289
726 PRINTG, BKBINDG MACHY, PTS	829	4 091	1 845	513 ORGANIC ACIDS, ETC	1 859	1 279	573
727 FOOD MACHRY NON-DOMESTIC	346	1 641	779	514 NITROGEN-FUNCTN COMPOUNDS	7 442	1 769	788
728 OTH MACHY FOR SPCL INDUS	2 644	9 585	4 421	515 ORG-INORG COMPOUNDS ETC	827	597	271
736 MACHINE TOOLS FOR METAL	918	3 328	1 473	516 OTHER ORGANIC CHEMICALS	4 708	2 553	1 200
737 METALWORKING MACHNRY NES	42	423	192	522 INORG ELEMNTS, OXIDES, ETC	17 596	3 643	1 678
741 HEATING, COOLING EQUIPMNT	7 852	9 968	4 599	523 OTHR INORGANIC CHEMICALS	82 162	7 115	3 353
742 PUMPS FOR LIQUIDS ETC	660	3 020	1 381	531 SYNT DYE, NAT INDGO, LAKES	723	1 203	566
743 PUMPS NES, CENTRIFUGES ETC	802	2 486	1 127	532 DYES NES, TANNING PRODS	2 404	626	275
744 MECHANICAL HANDLING EQU	4 212	8 147	3 648	533 PIGMENTS, PAINTS, ETC	17 149	8 856	3 960
745 NONELEC MACHY, TOOLS NES	2 366	7 148	3 186	541 MEDICINAL ETC PRODUCTS	2 474	7 988	3 831
749 NONELEC MACH PTS, ACC NES	2 165	5 369	2 519	554 SOAPS, CLEANING ETC PREPS	64 341	19 224	9 217
751 OFFICE MACHINES	67	399	184	562 FERTILIZERS MANUFACTURED	109 892	1 146	511
752 AUTOMTIC DATA PROC EQUIP	39	599	273	572 EXPLOSIVES, PYROTECH PROD	3 626	1 026	509
759 OFFICE & ADP MCH PTS, ACC	7	278	129	582 PROD OF CONDENSATION ETC	7 001	2 780	1 299
763 SOUND RECORDRS, PHONOGRPH	1	98	43	583 PROD OF POLYMERIZING ETC	77 075	23 254	10 671
764 TELECOM EQPT, PTS, ACC NES	6 976	22 829	10 658	584 CELLULOSE DERIVATIVES ETC	1 303	1 274	585
771 ELECTRIC POWER MACHY NES	1 948	6 219	2 900	591 PESTICIDES, DISINFECTANTS	701	2 261	1 022
772 SWITCHGEAR ETC & PTS NES	6 640	26 037	12 055	592 STARCH, INULIN, GLUTEN, ETC	2 470	1 120	529
773 ELECTRO DISTRIBUTING MACH	7 390	7 350	3 379	598 MISC CHEMICAL PRODS NES	30 403	7 810	3 615
774 ELECTRO-MEDCL, XRAY EQUIP	576	6 000	2 833	603 INDUSTRIAL PLANT, CHAP 69	229	144	69
775 HOUSEHOLD TYPE EQUIP NES	215	348	167	605 INDUSTRIAL PLANT, CHAP 73	12 769	12 183	5 682
776 TRANSISTORS, VALVES, ETC	2 532	9 030	4 179	607 INDUSTRIAL PLANT, CHAP 82	95	91	39
778 ELECTRICAL MACHINERY NES	3 270	5 841	2 638	612 LEATHER ETC MANUFACTURES	793	879	410
781 PASS MOTOR VEH EXC BUSES	4 139	9 760	4 501	621 MATERIALS OF RUBBER	851	1 551	686
782 LORRIES, SPCL MTR VEH NES	2 618	3 689	1 686	625 RUBBER TYRES, TUBES	6 088	4 666	2 130
783 ROAD MOTOR VEHICLES NES	11 967	13 283	6 185	628 RUBBER ARTICLES NES	970	1 562	736
784 MOTOR VEHCL PTS, ACC NES	5 340	18 459	8 398	634 VENEERS, PLYWOOD, ETC	2 555	772	371
786 VEH NES NONMOTR, TRAILERS	1 888	1 131	509	635 WOOD MANUFACTURES NES	6 521	1 344	644
791 RAILWAY VEHICLES	1 111	4 277	2 055	641 PAPER AND PAPERBOARD	43 057	7 038	3 131
792 AIRCRAFT	4	660	318	642 ARTICLES OF PAPER ETC	32 538	13 198	6 250
793 SHIPS AND BOATS	18	81	39	651 TEXTILE YARN AND THREAD	552	2 245	1 092
812 PLUMBG, HEATNG, LGHTNG EQU	400	495	228	656 LACE RIBBONS, TULLE, ETC	11	81	40
821 FURNITURE	1 402	1 221	550	657 SPECIAL TEXTILE ETC PROD	209	867	390
831 TRAVEL GOODS, HANDBAGS	481	831	369	658 TEXTILE ARTICLES NES	69	217	100
842 MENS OUTERWEAR NOT KNIT	4 370	16 385	7 551	659 FLOOR COVERINGS ETC	146	295	143
843 WOMENS OUTERWEAR NONKNIT	3 025	10 202	4 761	661 CEMENT ETC BUILDING PROD	88 562	2 171	979
844 UNDERWEAR NOT KNIT	38	241	113	662 CLAY, REFRACTORY BLDG PRD	32 274	4 036	1 830
845 UNDERWEAR KNIT NONELASTC	1 204	2 992	1 368	663 OTH NONMETAL MINERAL MFS	31 185	2 874	1 343
846 UNDERWEAR KNITTED	5 812	17 560	8 127	664 GLASS	16 341	2 224	1 036
847 TXTL CLTHNG ACCESSRYS NES	5 773	17 907	8 306	665 GLASSWARE	296	1 283	588
848 HEADGEAR, NONTXTL CLOTHNG	1 173	2 495	1 147	666 POTTERY	42	85	40
851 FOOTWEAR	326	743	335	671 PIG IRON ETC	1 847	193	95
871 OPTICAL INSTRUMENTS	22	376	166	673 IRON AND STEEL SHAPES	64 892	10 349	4 877
872 MEDICAL INSTRUMENTS NES	369	2 141	962	674 IRN, STL UNIV, PLATE, SHEET	46 092	3 765	1 842
873 METERS & COUNTERS NES	4	65	30	675 IRON, STEEL HOOP STRIP	531	90	39
874 MEASURNG, CONTROLNG INSTR	192	4 019	1 825	676 RAILWAY RAILS ETC IRN, STL	1 600	252	125
881 PHOTO APPAR & EQUIPT NES	54	521	239	677 IRN, STL WIRE EXCL W ROD	97 906	17 009	7 714
882 PHOTO, CINEMA SUPPLIES	2 165	5 414	2 526	678 IRON, STL TUBES, PIPES, ETC	128 469	25 962	11 966



## 7 IMPORTS AND EXPORTS (SPECIAL TRADE) BY COUNTRIES OF PRODUCTION AND CONSUMPTION AND BY GROUPS OF THE SITC-REV. II 1986

GROUP DESCRIPTION	DT = 100 KG	1 000 DM	1 000 \$	GROUP DESCRIPTION	DT = 100 KG	1 000 DM	1 000 \$
679 IRN, STL CASTINGS UNWORKE	9 736	1 486	659	582 PROD OF CONDENSATION ETC	1 600	121	54
681 SILVER, PLATINUM, ETC	7	711	353	612 LEATHER ETC MANUFACTURES	279	147	70
682 COPPER EXC CEMENT COPPER	397	593	270	651 TEXTILE YARN AND THREAD	81 040	61 920	28 866
684 ALUMINIUM	7 079	4 888	2 347	652 COTTON FABRICS, WOVEN	6 146	5 675	2 516
686 ZINC	19 286	3 299	1 627	658 TEXTILE ARTICLES NES	571	412	199
691 STRUCTURES AND PARTS NES	56 819	29 270	13 527	659 FLOR COVERINGS ETC	1 866	3 296	1 530
692 METAL TANKS, BOXES, ETC	7 831	5 854	2 811	672 IRON, STL PRIMARY FORMS	13 605	864	393
693 WIRE PRODUCTS NON ELECTP	32 435	4 354	2 027	674 IRN, STL UNIV, PLATE, SHEET	73 411	5 623	2 641
694 STL, COPPR NAILS, NUTS, ETC	1 707	2 309	1 054	684 ALUMINIUM	226 402	69 717	31 702
695 TOOLS	2 087	6 317	2 874	692 METAL TANKS, BOXES, ETC	5	68	30
696 CUTLERY	487	2 040	882	697 BASE MTL HOUSEHOLD EQUIP	145	246	113
697 BASE MTL HOUSEHOLD EQUIP	365	887	393	712 STEAM ENGINES, TURBINES	93	601	246
699 OTHER METAL MANUFACTURES	7 213	6 881	3 156	714 ENGINES & MOTORS NES	99	12 530	5 809
700 INDUSTRIAL PLANT, CHAP 84	7 281	9 568	4 255	716 ROTATING ELECTRIC PLANT	1 005	821	386
703 INDUSTRIAL PLANT, CHAP 85	30 522	72 890	34 804	726 PRINTG, BKBINDG MACHY, PTS	82	69	32
711 STEAM BOILERS & AUX PLNT	1 463	7 554	3 438	737 METALWORKING MACHNRY NES	2 603	1 655	776
712 STEAM ENGINES, TURBINES	150	7 181	3 338	741 HEATING, COOLING EQUIPMNT	7	578	280
713 INTRNL COMBUS, PISTN ENGN	4 126	18 025	8 451	742 PUMPS FOR LIQUIDS ETC	37	235	108
714 ENGINES & MOTORS NES	39	693	319	743 PUMPS NES, CENTRFUGES ETC	23	1 000	473
716 ROTATING ELECTRIC PLANT	2 791	9 238	4 187	749 NONELEC MACH PTS, ACC NES	88	803	372
718 OTH POWER GENERATG MACHY	26	135	60	752 AUTOMTIC DATA PROC EQUIP	2	104	49
721 AGRIC MACHY, EXC TRACTORS	599	2 533	1 182	764 TELECOM EQPT, PTS, ACC NES	4	346	154
723 CIVIL ENGINEERG EQUIP ETC	16 157	30 311	14 504	771 ELECTRIC POWER MACHY NES	18	67	33
724 TEXTILE, LEATHER MACHNRY	1 083	10 829	5 146	778 ELECTRICAL MACHINERY NES	3	242	108
725 PAPER ETC MILL MACHINERY	295	2 521	1 132	781 PASS MOTOR VEH EXC BUSES	262	516	249
726 PRINTG, BKBINDG MACHY, PTS	924	5 435	2 661	792 AIRCRAFT	11	724	341
727 FOOD MACHRY NON-DOMESTIC	2 672	11 673	5 053	793 SHIPS AND BOATS	31 364	600	291
728 OTH MACHY FOR SPCL INDUS	17 714	37 968	17 309	821 FURNITURE	98	129	58
736 MACHINE TOOLS FOR METAL	4 631	23 853	11 448	842 MENS OUTERWEAR NOT KNIT	70	497	223
737 METALWORKING MACHNRY NES	5 350	8 207	3 651	843 WOMENS OUTERWEAR NONKNIT	19	71	30
741 HEATING, COOLING EQUIPMNT	9 522	37 278	17 289	844 UNDERWEAR NOT KNIT	203	189	88
742 PUMPS FOR LIQUIDS ETC	5 482	24 343	11 099	845 UNDERWEAR KNIT NONELASTC	704	1 843	832
743 PUMPS NES, CENTRFUGES ETC	3 469	13 508	6 135	846 UNDERWEAR KNITTED	2 081	4 903	2 259
744 MECHANICAL HANDLING EQU	3 730	5 307	2 454	874 MEASURNG, CONTROLNG INSTR	11	646	303
745 NONELEC MACHY, TOOLS NES	7 389	23 311	10 921	892 PRINTED MATTER	204	243	115
749 NONELEC MACH PTS, ACC NES	3 917	17 223	8 186	961 COIN NONGOLD, NONCURRENT		155	73
751 OFFICE MACHINES	81	583	267				
752 AUTOMTIC DATA PROC EQUIP	220	11 462	5 126	EXPORTS	5 295 986	2 513 177	1 155 856
759 OFFICE & ADP MCH PTS, ACC	81	1 622	735				
761 TELEVISION RECEIVERS	11	79	38	001 LIVE ANIMALS	911	4 780	2 214
762 RADIO, BROADCAST RECEIVRS	9	64	30	011 MEAT FRESH, CHILLD, FROZEN	443 244	81 748	37 615
763 SOUND RECORDRS, PHONOGRPH	10	239	115	014 MEAT PREPD, PRSVD, NES ETC	858	334	147
764 TELECOM EQPT, PTS, ACC NES	1 865	35 200	16 842	022 MILK AND CREAM	3 343	455	222
771 ELECTRIC POWER MACHY NES	6 162	6 354	2 917	023 BUTTER	3 620	1 019	506
772 SWITCHGEAR ETC & PTS NES	7 138	35 480	15 897	024 CHEESE AND CURD	2 023	1 059	500
773 ELECTR DISTRIBUTING MACH	8 040	7 408	3 398	025 EGGS, BIRDS, FRESH, PRSRVD	9 807	5 754	2 626
774 ELECTRO-MEDCL, XRAY EQUIP	167	4 541	2 049	041 WHEAT ETC UNMILLED	508 174	12 252	5 499
775 HOUSEHOLD TYPE EQUIP NES	435	938	411	047 OTHER CEREAL MEALS, FLOUR	20 069	1 165	536
776 TRANSISTORS, VALVES, ETC	17	463	208	048 CEREAL ETC PREPARATIONS	1 543	720	334
778 ELECTRICAL MACHINERY NES	4 375	8 824	4 142	054 VEG ETC FRSH, SMPLY PRSVD	2 584	86	38
781 PASS MOTOR VEH EXC BUSES	6 106	11 696	5 423	056 VEGTBLES ETC PRSVD, PREPD	434	132	60
782 LORRIES, SPCL MTR VEH NES	18 998	28 600	13 327	061 SUGAR AND HONEY	445 761	20 128	8 736
783 ROAD MOTOR VEHICLES NES	18 270	31 516	13 397	062 SUGAR PREPS NON-COCOA	260	118	55
784 MOTOR VEHCL PTS, ACC NES	9 037	35 283	16 562	071 COFFEE AND SUBSTITUTES	90	209	97
785 MOTOR & OTHER CYCLES ETC	607	829	373	072 COCOA	1 585	445	203
786 VEH NES NONMOTR, TRAILERS	43 687	25 426	11 458	073 CHOCOLATE AND PRODUCTS	222	136	64
793 SHIPS AND BOATS	120	652	320	081 FEEDING STUFF FOR ANIMLS	64 351	9 725	4 417
801 INDUSTRIAL PLANT, CHAP 90	374	2 555	1 103	098 EDIBLE PRODUCTS, PREPS NES	745	750	350
802 INDUSTRIAL PLANT, CHAP 94	569	510	256	112 ALCOHOLIC BEVERAGES	1 338	456	206
812 PLUMBNG, HEATNG, LGHTNG EQU	1 049	2 787	1 295	233 RUBBER, SYNTHTIC, RECLAIMD	3 421	1 377	643
821 FURNITURE	6 507	8 591	3 964	248 WOOD SHAPED	21 792	3 347	1 592
842 MENS OUTERWEAR NOT KNIT	11	123	50	251 PULP AND WASTE PAPER	1 006	195	86
843 WOMENS OUTERWEAR NONKNIT	2	135	55	266 SYNTHETIC FIBRE TO SPIN	25 351	10 458	4 594
848 HEADGEAR, NONXTL CLOTHNG	304	792	351	267 OTHER MAN-MADE FIBRES	5 638	2 968	1 468
851 FOOTWEAR	22	105	42	269 WASTE OF TEXTILE FABRICS	1 750	329	150
871 OPTICAL INSTRUMENTS	36	521	250	273 STONE, SAND AND GRAVEL	3 709	188	84
872 MEDICAL INSTRUMENTS NES	125	1 971	917	274 SULPHUR ETC	1 468	151	75
873 METERS & COUNTERS NES	213	865	421	278 OTHER CRUDE MINERALS	7 545	758	356
874 MEASURNG, CONTROLNG INSTR	1 652	14 851	6 870	287 BASE METAL ORES, CONC NES	4 020	383	179
881 PHOTO APPAR & EQUIPT NES	33	999	483	291 CRUDE ANIMAL MTRIALS NES	131	254	124
882 PHOTO, CINEMA SUPPLIES	6 058	6 612	2 775	292 CRUDE VEG MATERIALS NES	2 014	1 959	900
884 OPTICAL GOODS NES	20	699	318	322 COAL, LIGNITE, PEAT	11 175	798	375
892 PRINTED MATTER	391	4 503	2 062	334 PETROLEUM PRODUCTS, REFIN	19 880	5 502	2 491
893 ARTICLES OF PLASTIC NES	7 301	6 291	2 901	335 RESIDUAL PETRLM PROD NES	58 802	4 369	2 050
894 TOYS, SPORTING GOODS, ETC	96	1 138	61	423 FIXED VEG OILS, SOFT	10 233	985	491
895 OFFICE SUPPLIES NES	263	332	142	424 FIXED VEG OIL NONSOFT	22 836	3 830	1 826
898 MUSICAL INSTRUMENTS, PTS	63	242	113	431 PROCESD ANML VEG OIL, ETC	15 298	3 743	1 773
899 OTHER MANUFACTURED GOODS	136	381	176	511 HYDROCARBONS NES, DERIVS	22 422	2 804	1 306
941 ZOO ANIMALS, PETS	19	257	112	512 ALCOHOLS, PHENOLS, ETC	16 911	3 713	1 734
				513 ORGANIC ACIDS ETC	46 104	9 081	4 105
				514 NITROGEN-FUNCTN COMPOUNDS	16 876	11 197	5 308
				515 DRG-INORG COMPOUNDS ETC	3 419	13 407	6 287
EGYPT				516 OTHER ORGANIC CHEMICALS	11 814	4 086	1 898
IMPORTS	7 172 543	428 637	196 528	522 INORG ELEMNTS, OXIDES, ETC	64 142	10 184	4 632
034 FISH FRESH, CHILLED, FROZN	154	299	144	523 OTHR INORGANIC CHEMICALS	143 879	17 304	8 134
054 VEG ETC FRSH, SMPLY PRSVD	80 947	5 592	2 520	531 SYNT DYE, NAT INDOGO, LAKES	4 883	15 673	7 269
056 VEGTBLES ETC PRSVD, PREPD	12 812	3 879	1 792	532 DYES NES, TANNING PRODS	9 440	1 571	733
057 FRUIT, NUTS, FRESH, DRIED	278	76	31	533 PIGMENTS, PAINTS, ETC	46 612	14 924	6 893
075 SPICES	2 998	650	297	541 MEDICINAL ETC PRODUCTS	8 274	75 199	34 922
081 FEEDING STUFF FOR ANIMLS	24 655	713	341	551 ESSENTL OIL, PERFUME, ETC	1 211	3 043	1 386
211 HIDES, SKINS, UNDERESSED	41	76	37	553 PERFUMERY, COSMETICS, ETC	1 139	1 011	491
222 SEEDS FOR SOFT-FIXED OIL	13 163	1 755	796	554 SOAPS, CLEANING ETC PREPS	24 686	8 058	3 690
263 COTTON	58 800	32 813	14 965	562 FERTILIZERS MANUFACTURED	308 940	10 256	5 086
267 OTHER MAN-MADE FIBRES	2 530	300	143	572 EXPLOSIVES, PYROTECH PROD	311	3 443	1 573
288 NONFERR METAL SCRAP NES	1 314	115	51	582 PROD OF CONDENSATION ETC	63 182	24 777	11 275
289 PREC METAL ORE, WASTE NES		973	456	583 PROD OF POLYMERIZNG ETC	249 232	59 193	27 170
291 CRUDE ANIMAL MTRIALS NES	4 738	1 443	658	584 CELLULOSE DERIVATIVES ETC	6 980	5 191	2 427
292 CRUDE VEG MATERIALS NES	19 154	16 874	7 759	585 PLASTIC MATERIALS NES	343	262	117
333 CRUDE PETROLEUM	5 438 331	130 903	59 906	591 PESTICIDES, DISINFECTANTS	20 779	38 470	17 729
334 PETROLEUM PRODUCTS, REFIN	817 943	24 663	10 956	592 STARCH INULIN, GLUTEN, ETC	3 932	1 907	894
335 RESIDUAL PETRLM PROD NES	235 504	9 307	4 274	598 SML CHEMICAL PRODS NES	94 472	28 345	13 001
512 ALCOHOLS, PHENOLS, ETC	8 050	1 819	832	605 INDUSTRIAL PLANT, CHAP 73	2 287	6 313	2 777
515 ORG-INORG COMPOUNDS ETC	25	77	37	621 MATERIALS OF RUBBER	1 539	1 741	797
531 SYNT DYE, NAT INDOGO, LAKES	199	273	129	625 RUBBER TYRES, TUBES	2 356	1 751	804
551 ESSENTL OIL, PERFUME, ETC	31	901	413	628 RUBBER ARTICLES NES	1 710	3 785	1 723



7 IMPORTS AND EXPORTS (SPECIAL TRADE) BY COUNTRIES OF PRODUCTION AND CONSUMPTION AND BY GROUPS OF THE SITC-REV. 11 1986

GROUP DESCRIPTION	DT = 100 KG	1 000 DM	1 000 \$	GROUP DESCRIPTION	DT = 100 KG	1 000 DM	1 000 \$
634 VENEERS, PLYWOOD, ETC	12 845	5 370	2 508	892 PRINTED MATTER	4 000	5 732	2 639
635 WOOD MANUFACTURES NES	1 478	641	295	893 ARTICLES OF PLASTIC NES	19 784	19 452	8 829
641 PAPER AND PAPERBOARD	31 727	11 085	5 149	894 TOYS, SPORTING GOODS, ETC	593	1 804	805
642 ARTICLES OF PAPER ETC	16 441	9 395	4 381	895 OFFICE SUPPLIES NES	1 135	3 075	1 456
651 TEXTILE YARN AND THREAD	4 787	7 202	3 354	897 GOLD, SILVER WARE, JEWELRY	2	3 172	1 437
652 COTTON FABRICS, WOVEN	723	1 553	719	898 MUSICAL INSTRUMENTS, PTS	529	2 113	917
653 WOVN MAN-MADE FIB FABRIC	4 200	6 104	2 774	899 OTHER MANUFACTURED GOODS	312	1 795	821
654 OTH WOVEN TEXTILE FABRIC	17	111	51	951 WAR FIREARMS, AMMUNITION	121	504	233
655 KNIT ETC FABRICS	59	97	43	971 GOLD, NON MONETARY NES		586	278
657 SPECIAL TEXTILE ETC PROD	3 379	5 290	2 465	972 GOLD COIN		342	170
658 TEXTILE ARTICLES NES	97	190	88				
659 FLOOR COVERINGS ETC	127	517	238	SUDAN			
661 CEMENT ETC BUILDING PROD	356 716	6 826	3 151				
662 CLAY, REFRACTORY BLDG PRD	53 015	7 662	3 470	IMPORTS	335 536	63 929	29 538
663 OTH NONMETAL MINERAL MFS	10 067	6 146	2 853				
664 GLASS	22 303	2 477	1 122	045 CEREALS NES UNMILLED	8 949	533	264
665 GLASSWARE	871	1 648	765	054 VEG ETC FRSH, SIMPLY PRSVD	7 656	4 154	1 997
666 POTTERY	151	450	209	061 SUGAR AND HONEY	168 316	2 992	1 380
667 PEARL, PREC-, SEMI-P STONE	5	176	83	081 FEEDING STUFF FOR ANIMLS	16 201	627	306
671 PIG IRON ETC	7 320	713	332	222 SEEDS FOR SOFT/FIXED OIL	5 849	873	422
672 IRN, STL PRIMARY FORMS	170 029	7 030	3 467	263 COTTON	91 777	27 472	12 544
673 IRON AND STEEL SHAPES	60 768	7 712	3 543	288 NONFERR METAL SCRAP NES	828	185	90
674 IRN, STL UNIV, PLATE, SHEET	201 129	22 331	10 191	291 CRUDE ANIMAL MTRIALS NES	1 015	73	30
675 IRON, STEEL HOOP, STRIP	26 659	6 886	3 138	292 CRUDE VEG MATERIALS NES	27 987	14 899	6 923
676 RAILWAY RAILS ETC IRN, STL	431	172	86	512 ALCOHOLS, PHENOLS, ETC	502	114	55
677 IRN, STL WIRE EXCL W ROD	11 183	2 406	1 076	651 TEXTILE YARN AND THREAD	4 915	3 252	1 464
678 IRON, STL TUBES, PIPES, ETC	348 014	48 723	22 186	714 ENGINES & MOTORS NES	146	2 500	1 191
679 IRN, STL CASTINGS UNWORKE	4 269	3 071	1 366	716 ROTATING ELECTRIC PLANT	431	337	148
681 SILVER, PLATINUM, ETC	156	1 677	749	742 PUMPS FOR LIQUIDS ETC	3	169	72
682 COPPER EXC CEMENT COPPER	9 134	7 169	3 232	781 PASS MOTOR VEH EXC BUSES	25	91	42
683 NICKEL	92	303	136	792 AIRCRAFT	65	4 150	1 916
684 ALUMINIUM	8 622	7 644	3 617	899 OTHER MANUFACTURED GOODS		85	39
685 LEAD	36 286	3 294	1 539				
686 ZINC	509	140	63	EXPORTS	388 413	188 181	87 612
691 STRUCTURES AND PARTS NES	25 994	17 848	8 087				
692 METAL TANKS, BOXES, ETC	10 586	5 714	2 618	001 LIVE ANIMALS	99	386	179
693 WIRE PRODUCTS NON ELECTR	7 416	2 336	1 078	022 MILK AND CREAM	23 882	5 420	2 673
694 STL, COPPR NAILS, NUTS, ETC	5 389	5 679	2 597	023 BUTTER	5 504	4 748	2 100
695 TOOLS	6 420	22 840	10 715	025 EGGS, BIRDS, FRESH PRSRVD	543	320	153
696 CUTLERY	409	1 970	947	046 WHEAT ETC MEAL OR FLOUR	44 011	1 469	735
697 BASE MTL HOUSEHOLD EQUIP	3 171	4 906	2 221	048 CEREAL ETC PREPARATIONS	864	388	184
699 OTHER METAL MANUFACTURES	11 695	10 380	4 793	054 VEG ETC FRSH, SIMPLY PRSVD	10 953	618	295
700 INDUSTRIAL PLANT, CHAP 84	72 558	94 494	43 890	058 FRUIT PRESERVED, PREPARED	106	119	52
703 INDUSTRIAL PLANT, CHAP 85	7 210	22 025	9 869	061 SUGAR AND HONEY	12 557	544	254
711 STEAM BOILERS & AUX PLNT	6 361	7 421	3 460	081 FEEDING STUFF FOR ANIMLS	3 345	505	229
712 STEAM ENGINES, TURBINES	3 191	34 913	15 261	098 EDIBLE PRODCTS, PREPS NES	291	254	114
713 INTRNL COMBUS PISTN ENGN	34 968	48 763	22 438	248 WOOD SHAPED	1 164	111	56
714 ENGINES & MOTORS NES	63	15 802	7 287	278 OTHER CRUDE MINERALS	2 222	195	93
716 ROTATING ELECTRIC PLANT	10 315	24 981	11 276	334 PETROLEUM PRODUCTS, REFIN	1 726	337	169
718 OTH POWER GENERATG MACHY	670	2 081	956	335 RESIDUAL PETRLM PROD NES	7 426	957	453
721 AGRIC MACHY, EXC TRACTORS	6 867	7 587	3 424	423 FIXED VEG OILS, SOFT	16 109	2 838	1 392
722 TRACTORS NON-ROAD	4 821	4 488	2 028	424 FIXED VEG OIL NONSOFT	270	83	38
723 CIVIL ENGINEERG EQUIP ETC	29 086	31 827	14 357	431 PROCESD ANML VEG OIL, ETC	299	90	40
724 TEXTILE, LEATHER MACHNRY	35 140	102 582	46 623	511 HYDROCARBONS NES, DERIVS	484	120	53
725 PAPER ETC MILL MACHINERY	4 748	13 316	6 146	512 ALCOHOLS, PHENOLS ETC	567	357	164
726 PRINTG, BKBINDG MACHY, PTS	3 380	17 634	8 017	513 ORGANIC ACIDS, ETC	570	367	161
727 FOOD MACHRY NON-DOMESTIC	8 957	26 725	12 446	514 NITROGEN-FUNCTN COMPOUNDS	487	296	136
728 OTH MACHY FOR SPCL INDUS	73 521	184 511	85 240	516 OTHER ORGANIC CHEMICALS	2 174	3 727	1 729
736 MACHINE TOOLS FOR METAL	7 328	28 490	13 000	522 INORG ELEMNTS, OXIDES, ETC	67 214	3 227	1 491
737 METALWORKING MACHNRY NES	6 527	9 624	4 562	523 OTHR INORGANIC CHEMICALS	6 418	705	331
741 HEATING, COOLING EQUIPMNT	63 414	111 433	51 658	531 SYNT DYE, NAT INDGO LAKES	131	377	179
742 PUMPS FOR LIQUIDS ETC	9 241	29 079	13 498	532 DYES NES, TANNING PRODS	2 978	485	237
743 PUMPS NES, CENTRIFUGES ETC	14 688	35 606	16 495	533 PIGMENTS, PAINTS, ETC	227	125	56
744 MECHANICAL HANDLING EQU	32 635	47 977	21 704	541 MEDICINAL ETC PRODUCTS	3 317	17 188	7 872
745 NONELEC MACHY, TOOLS NES	18 511	65 892	29 636	551 ESSENTL OIL, PERFUME, ETC	431	1 405	660
749 NONELEC MACH PTS, ACC NES	13 852	36 211	16 674	553 PERFUMERY COSMETICS, ETC	252	235	113
751 OFFICE MACHINES	688	8 342	4 007	554 SOAPS, CLEANING ETC PREPS	389	241	113
752 AUTOMTIC DATA PROC EQUIP	216	9 021	4 245	562 FERTILIZERS MANUFACTURED	1 858	86	40
759 OFFICE & ADP MCH PTS, ACC	63	1 565	703	572 EXPLOSIVES, PYROTECH PROD	53	125	55
761 TELEVISION RECEIVERS	638	2 243	1 005	582 PROD OF CONDENSATION ETC	173	152	73
762 RADIO BROADCAST RECEIVRS	27	452	202	583 PROD OF POLYMERIZING ETC	4 326	1 336	598
763 SOUND RECORDRS, PHONOGRPH	266	6 800	3 239	584 CELLULOSE DERIVATIVES ETC	121	90	41
764 TELECOM EQPT, PTS, ACC NES	2 229	50 548	22 646	591 PESTICIDES, DISINFECTANTS	7 644	12 073	5 924
771 ELECTRIC POWER MACHY NES	13 984	12 659	5 848	592 STARCH, INULIN, GLUTEN, ETC	4 771	1 609	750
772 SWITCHGEAR ETC & PTS NES	11 615	57 986	26 926	598 MISC CHEMICAL PRODS NES	1 095	633	301
773 ELECTR DISTRIBUTING MACH	37 294	30 075	13 849	605 INDUSTRIAL PLANT, CHAP 73	893	1 006	487
774 ELECTRO-MEDCL, XRAY EQUIP	791	15 111	7 084	607 INDUSTRIAL PLANT, CHAP 82	100	82	33
775 HOUSEHOLD TYPE EQUIP NES	8 172	9 977	4 484	621 MATERIALS OF RUBBER	143	106	47
776 TRANSISTORS, VALVES, ETC	35	2 129	982	625 RUBBER TYRES, TUBES	279	182	79
778 ELECTRICAL MACHINERY NES	31 734	45 674	21 673	628 RUBBER ARTICLES NES	143	391	180
781 PASS MOTOR VEH EXC BUSES	25 349	55 608	25 405	635 WOOD MANUFACTURES NES	745	214	101
782 LORRIES, SPCL MTR VEH NES	53 902	43 063	20 144	641 PAPER AND PAPERBOARD	1 453	306	138
783 ROAD MOTOR VEHICLES NES	4 388	8 727	3 737	642 ARTICLES OF PAPER ETC	2 605	1 702	777
784 MOTOR VEHCL PTS, ACC NES	73 159	108 332	49 660	651 TEXTILE YARN AND THREAD	35	76	34
786 VEH NES NONMOTR, TRAILERS	17 787	8 551	3 884	652 COTTON FABRICS, WOVEN	260	450	201
791 RAILWAY VEHICLES	10 175	15 428	7 079	657 SPECIAL TEXTILE ETC PROD	27	105	52
792 AIRCRAFT	466	4 370	1 992	658 TEXTILE ARTICLES NES	136	162	74
793 SHIPS AND BOATS	84 666	48 837	23 612	661 CEMENT ETC BUILDING PROD	11 940	249	113
801 INDUSTRIAL PLANT, CHAP 90	76	1 378	620	662 CLAY, REFRACTORY BLDG PRD	2 314	395	192
812 PLUMB, HEATNG, LGHTNG EQU	4 150	6 315	2 888	663 OTH NONMETAL MINERAL MFS	567	77	33
821 FURNITURE	2 403	4 757	2 150	664 GLASS	869	101	44
831 TRAVEL GOODS, HANDBAGS	11	88	36	665 GLASSWARE	348	200	92
842 MENS OUTERWEAR NOT KNIT	33	419	197	673 IRON AND STEEL SHAPES	21 873	1 163	573
843 WOMENS OUTERWEAR NONKNIT	8	824	382	674 IRN, STL UNIV, PLATE SHEET	4 816	675	300
845 OUTERWEAR KNIT NONELASTC	7	177	77	675 IRON, STEEL HOOP, STRIP	10 406	3 052	1 255
847 TXTL CLTHNG ACCESRYS NES	110	547	256	677 IRN, STL WIRE EXCL W ROD	1 550	270	116
848 HEADGEAR, NONTXTL CLOTHNG	93	510	250	678 IRON, STL TUBES, PIPES ETC	26 269	2 901	1 357
871 OPTICAL INSTRUMENTS	69	1 780	812	682 COPPER EXC CEMENT COPPER	72	86	40
872 MEDICAL INSTRUMENTS NES	1 393	11 025	5 086	684 ALUMINIUM	168	298	144
873 METERS & COUNTERS NES	2 005	3 542	1 558	685 LEAD	210	77	37
874 MEASURNG, CONTROLNG INSTR	3 141	21 620	9 929	691 STRUCTURES AND PARTS NES	1 182	623	288
881 PHOTO APPAR & EQUIPT NES	209	3 101	1 393	692 METAL TANKS, BOXES, ETC	601	472	214
882 PHOTO, CINEMA SUPPLIES	6 108	13 061	6 013	693 WIRE PRODUCTS NON ELECTR	1 447	233	109
884 OPTICAL GOODS NES	31	2 091	962	694 STL, COPPR NAILS, NUTS, ETC	84	201	89
885 WATCHES AND CLOCKS	164	906	423	695 TOOLS	605	1 612	720



GROUP DESCRIPTION	DT	100 KG	1 000 DM	1 000 \$	GROUP DESCRIPTION	DT	100 KG	1 000 DM	1 000 \$
697 BASE MTL HOUSEHOLD EQUIP		471	138	64	874 MEASURNG, CONTROLNG INSTR		44	456	220
699 OTHER METAL MANUFACTURES		1 889	1 406	632	892 PRINTED MATTER		130	910	402
700 INDUSTRIAL PLANT, CHAP 84		217	484	206	893 ARTICLES OF PLASTIC NES		45	72	32
703 INDUSTRIAL PLANT, CHAP 85		964	1 866	892	898 MUSICAL INSTRUMENTS, PTS		60	223	98
711 STEAM BOILERS & AUX PLNT		178	202	100					
713 INTRNL COMBUS PISTN ENGN		273	1 576	754	MALI				
716 ROTATING ELECTRIC PLANT		724	1 435	681					
721 AGRIC MACHY, EXC TRACTORS		6 744	8 912	4 259	IMPORTS		78 420	20 507	9 215
723 CIVIL ENGINEERG EQUIP ETC		2 321	5 803	2 556					
724 TEXTILE, LEATHER MACHNRY		1 558	4 979	2 264	057 FRUIT, NUTS, FRESH, DRIED		619	242	109
725 PAPER ETC MILL MACHINERY		79	114	50	263 COTTON		76 400	19 173	8 596
726 PRINTG, BKBINDG MACHY PTS		601	2 273	1 004	292 CRUDE VEG MATERIALS NES		719	172	79
727 FOOD MACHRY NON-DOMESTIC		132	637	309					
728 OTH MACHY FOR SPCL INDUS		778	3 198	1 541	EXPORTS		143 923	65 372	30 323
736 MACHINE TOOLS FOR METAL		330	1 373	635					
741 HEATING, COOLING EQUIPMNT		2 750	4 063	1 936	011 MEAT FRESH, CHILLD, FROZEN		192	164	77
742 PUMPS FOR LIQUIDS ETC		283	1 227	553	022 MILK AND CREAM		10 672	2 480	1 221
743 PUMPS NES, CENTRIFUGES ETC		561	1 449	661	035 FISH SALTED, DRIED, SMOKED		150	70	35
744 MECHANICAL HANDLING EQU		239	581	262	061 SUGAR AND HONEY		25 867	1 093	488
745 NONELEC MACHY, TOOLS NES		400	1 911	867	112 ALCOHOLIC BEVERAGES		842	107	50
749 NONELEC MACH PTS, ACC NES		166	546	251	122 TOBACCO MFERS		846	2 393	1 113
751 OFFICE MACHINES		40	321	138	248 WOOD SHAPED		5 963	459	210
752 AUTOMTIC DATA PROC EQUIP		4	158	73	423 FIXED VEG OILS, SOFT		5 400	619	311
759 OFFICE & ADP MCH PTS ACC		5	162	72	431 PROCESD ANML VEG OIL, ETC		11 095	895	424
764 TELECOM EQPT, PTS, ACC NES		42	1 799	824	513 ORGANIC ACIDS, ETC		1 070	356	164
771 ELECTRIC POWER MACHY NES		40	194	86	514 NITROGEN-FUNCTN COMPOUNDS		299	339	146
772 SWITCHGEAR ETC & PTS NES		955	5 733	2 681	515 ORG-INORG COMPOUNDS ETC		297	601	295
773 ELECTR DISTRIBUTING MACH		524	544	257	516 OTHER ORGANIC CHEMICALS		221	326	147
774 ELECTRO-MEDCL, XRAY EQUIP		43	613	277	522 INORG ELEMNTS, OXIDES, ETC		13 830	830	383
778 ELECTRICAL MACHINERY NES		503	1 119	519	523 OTHR INORGANIC CHEMICALS		6 360	662	301
781 PASS MOTOR VEH EXC BUSES		3 977	8 970	4 183	531 SYNT DYE, NAT INDGO, LAKES		705	2 082	964
782 LORRIES, SPCL MTR VEH NES		10 520	18 377	8 570	532 DYES NES, TANNING PRODS		720	138	63
783 ROAD MOTOR VEHICLES NES		445	120	59	541 MEDICINAL ETC PRODUCTS		62	169	76
784 MOTOR VEHCL PTS, ACC NES		2 616	8 765	4 009	551 ESSENTL OIL, PERFUME, ETC		48	128	59
786 VEH NES NONMOTR, TRAILERS		2 878	2 268	1 088	554 SOAPS, CLEANING ETC PREPS		556	144	64
791 RAILWAY VEHICLES		31	232	107	562 FERTILIZERS MANUFACTURED		3 422	214	99
792 AIRCRAFT		14	511	229	572 EXPLOSIVES, PYROTECH PROD		6 690	1 889	871
801 INDUSTRIAL PLANT, CHAP 90		488	381	180	582 PROD OF CONDENSATION ETC		249	115	52
812 PLUMBGB, HEATNG, LGHTNG EQU		203	316	145	583 PROD OF POLYMERIZING ETC		10 633	2 113	951
821 FURNITURE		392	583	259	591 PESTICIDES, DISINFECTANTS		620	1 367	660
871 OPTICAL INSTRUMENTS		33	277	125	598 MISC CHEMICAL PRODS NES		943	384	172
872 MEDICAL INSTRUMENTS NES		386	1 269	582	605 INDUSTRIAL PLANT, CHAP 73		607	98	44
874 MEASURNG, CONTROLNG INSTR		68	1 749	831					



## 7 IMPORTS AND EXPORTS (SPECIAL TRADE) BY COUNTRIES OF PRODUCTION AND CONSUMPTION AND BY GROUPS OF THE SITC-REV. II 1986

GROUP DESCRIPTION	DT * 100 KG	1 000 DM	1 000 \$	GROUP DESCRIPTION	DT * 100 KG	1 000 DM	1 000 \$
522 INORG ELEMNTS,OXIDES,ETC	5 616	321	146	CHAD			
531 SYNT DYE,NAT INDGO,LAKES	116	480	210				
541 MEDICINAL ETC PRODUCTS	220	726	346	IMPORTS	85 041	23 559	10 623
551 ESSENTIAL OIL,PERFUME ETC	23	93	43				
554 SOAPS,CLEANING ETC PREPS	226	87	38	263 COTTON	83 987	22 703	10 226
583 PROD OF POLYMERIZING ETC	529	231	105	292 CRUDE VEG MATERIALS NES	1 043	638	291
584 CELLULOSE DERIVATIVES ETC	105	98	49				
591 PESTICIDES,DISINFECTANTS	127	432	200	EXPORTS	80 974	17 930	7 872
598 MISC CHEMICAL PRODS NES	761	341	155				
621 MATERIALS OF RUBBER	89	113	49	041 WHEAT ETC UNMILLED	59 993	2 280	933
625 RUBBER TYRES,TUBES	269	156	73	042 RICE	2 900	183	75
628 RUBBER ARTICLES NES	109	888	405	121 TOBACCO UNMNFCTRD,REFUSE	658	110	49
642 ARTICLES OF PAPER ETC	125	110	49	292 CRUDE VEG MATERIALS NES	33	69	31
658 TEXTILE ARTICLES NES	804	405	183	423 FIXED VEG OILS,SOFT	3 300	371	185
678 IRON,STL TUBES,PIPES,ETC	211	80	35	531 SYNT DYE,NAT INDGO,LAKES	31	143	69
684 ALUMINIUM	25	68	32	541 MEDICINAL ETC PRODUCTS	242	745	345
691 STRUCTURES AND PARTS NES	445	352	165	553 PERFUMERY,COSMETICS,ETC	43	125	59
692 METAL TANKS,BOXES,ETC	363	369	177	562 FERTILIZERS MANUFACTURED	2 818	86	38
695 TOOLS	60	121	58	583 PROD OF POLYMERIZING ETC	246	97	43
713 INTRNL COMBUS PISTN ENGN	21	173	83	584 CELLULOSE DERIVATIVES ETC	88	77	35
718 OTH POWER GENERATG MACHY	117	110	51	591 PESTICIDES,DISINFECTANTS	204	378	182
721 AGRIC MACHY,EXC TRACTORS	176	111	55	625 RUBBER TYRES,TUBES	63	71	33
722 TRACTORS NON-ROAD	291	375	177	658 TEXTILE ARTICLES NES	18	67	30
723 CIVIL ENGINEERG EQUIP ETC	361	432	196	723 CIVIL ENGINEERG EQUIP ETC	157	472	226
724 TEXTILE,LEATHER MACHNRY	64	516	242	724 TEXTILE,LEATHER MACHNRY	45	383	173
728 OTH MACHY FOR SPCL INDUS	23	131	62	726 PRINTG,BKBDNG MACHY,PTS	58	354	175
741 HEATING,COOLING EQUIPMNT	157	135	65	727 FOOD MACHRY NON-DOMESTIC	39	208	101
742 PUMPS FOR LIQUIDS ETC	560	1 038	486	728 OTH MACHY FOR SPCL INDUS	145	588	286
743 PUMPS NES,CENTRFUGES ETC	29	112	54	742 PUMPS FOR LIQUIDS ETC	109	93	40
744 MECHANICAL HANDLING EQU	82	99	46	743 PUMPS NES,CENTRFUGES ETC	23	72	33
745 NONELEC MACHY,TOOLS NES	17	230	109	744 MECHANICAL HANDLING EQU	62	105	51
749 NONELEC MACH PTS,ACC NES	7	74	35	745 NONELEC MACHY,TOOLS NES	132	98	43
751 OFFICE MACHINES	43	228	110	781 PASS MOTOR VEH EXC BUSES	530	1 518	727
761 TELEVISION RECEIVERS	254	926	400	782 LORRIES,SPCL MTR VEH NES	4 803	6 467	2 662
762 RADIO BROADCAST RECEIVRS	9	94	46	784 MOTOR VEHCL PTS,ACC NES	227	667	301
763 SOUND RECORDRS,PHONOGRPH	7	120	54	793 SHIPS AND BOATS	1 708	1 080	502
764 TELECOM EQPT,PTS,ACC NES	9	148	70	874 MEASURNG,CONTROLNG INSTR	4	100	42
781 PASS MOTOR VEH EXC BUSES	266	804	373	893 ARTICLES OF PLASTIC NES	154	119	48
782 LORRIES,SPCL MTR VEH NES	2 951	4 801	2 218				
783 ROAD MOTOR VEHICLES NES	1 216	834	398	CAPE VERDE			
784 MOTOR VEHCL PTS,ACC NES	223	588	273				
786 VEH NES NONMOTR,TRAILERS	917	375	167	IMPORTS	893	361	162
872 MEDICAL INSTRUMENTS NES	15	120	58				
874 MEASURNG,CONTROLNG INSTR	28	334	162	036 SHELL FISH FRESH,FROZEN	34	100	45
882 PHOTO,CINEMA SUPPLIES	32	171	79				
892 PRINTED MATTER	56	74	31	EXPORTS	25 737	9 870	4 672
893 ARTICLES OF PLASTIC NES	990	962	426				
895 OFFICE SUPPLIES NES	42	103	48	022 MILK AND CREAM	4 445	981	477
				061 SUGAR AND HONEY	8 000	289	145
NIGER				081 FEEDING STUFF FOR ANIMLS	1 190	97	47
				112 ALCOHOLIC BEVERAGES	2 691	395	186
IMPORTS	29 282	13 648	6 552	423 FIXED VEG OILS,SOFT	2 112	269	126
				533 PIGMENTS,PAINTS,ETC	58	65	32
072 COCOA	29 146	13 504	6 485	541 MEDICINAL ETC PRODUCTS	12	65	30
292 CRUDE VEG MATERIALS NES	112	70	34	583 PROD OF POLYMERIZING ETC	286	194	90
				625 RUBBER TYRES,TUBES	122	107	51
EXPORTS	86 099	35 014	15 893	678 IRON,STL TUBES,PIPES,ETC	428	152	70
				695 TOOLS	164	268	115
041 WHEAT ETC UNMILLED	3 000	73	35	713 INTRNL COMBUS PISTN ENGN	86	447	217
061 SUGAR AND HONEY	16 380	622	274	716 ROTATING ELECTRIC PLANT	471	1 290	622
514 NITROGEN-FUNCTN COMPOUNDS	25	80	33	728 OTH MACHY FOR SPCL INDUS	26	71	32
523 OTHR INORGANIC CHEMICALS	48 263	1 889	861	741 HEATING,COOLING EQUIPMNT	73	90	45
531 SYNT DYE,NAT INDGO,LAKES	271	1 096	503	742 PUMPS FOR LIQUIDS ETC	39	165	79
541 MEDICINAL ETC PRODUCTS	31	167	81	743 PUMPS NES,CENTRFUGES ETC	21	70	32
554 SOAPS,CLEANING ETC PREPS	716	266	120	744 MECHANICAL HANDLING EQU	53	125	58
583 PROD OF POLYMERIZING ETC	348	279	133	745 NONELEC MACHY,TOOLS NES	40	142	63
585 PLASTIC MATERIALS NES	390	151	71	764 TELECOM EQPT,PTS,ACC NES		186	90
591 PESTICIDES,DISINFECTANTS	90	107	52	772 SWITCHGEAR ETC & PTS NES	398	1 016	494
598 MISC CHEMICAL PRODS NES	1 793	1 193	558	773 ELECTR DISTRIBUTING MACH	689	393	197
642 ARTICLES OF PAPER ETC	209	124	57	778 ELECTRICAL MACHINERY NES	51	99	44
652 COTTON FABRICS WOVEN	2 233	9 365	4 276	781 PASS MOTOR VEH EXC BUSES	50	69	303
653 WOVN MAN-MADE FIB FABRIC	114	117	55	782 LORRIES,SPCL MTR VEH NES	522	867	403
658 TEXTILE ARTICLES NES	51	128	64	784 MOTOR VEHCL PTS,ACC NES	71	302	137
678 IRON,STL TUBES,PIPES,ETC	1 911	614	292	786 VEH NES NONMOTR,TRAILERS	183	94	42
692 METAL TANKS BOXES,ETC	3 432	1 715	755	793 SHIPS AND BOATS	32	125	61
695 TOOLS	73	173	81	874 MEASURNG,CONTROLNG INSTR	8	84	39
699 OTHER METAL MANUFACTURES	443	190	88	893 ARTICLES OF PLASTIC NES	104	72	31
713 INTRNL COMBUS PISTN ENGN	16	125	60				
722 TRACTORS NON-ROAD	56	76	33	SENEGAL			
723 CIVIL ENGINEERG EQUIP ETC	167	334	160				
724 TEXTILE,LEATHER MACHNRY	20	284	135	IMPORTS	73 675	16 043	7 479
727 FOOD MACHRY NON-DOMESTIC	14	79	39				
742 PUMPS FOR LIQUIDS ETC	74	119	53	034 FISH FRESH,CHILLED,FROZN	4 283	3 888	1 801
743 PUMPS NES,CENTRFUGES ETC	15	77	34	036 SHELL FISH FRESH,FROZEN	3 325	2 607	1 237
745 NONELEC MACHY,TOOLS NES	22	127	58	037 FISH ETC PREPD PRSVD NES	678	420	185
749 NONELEC MACH PTS,ACC NES	166	139	66	054 VEG ETC FRSH,SMPLY PRSVD	2 462	939	416
751 OFFICE MACHINES	13	69	34	057 FRUIT,NUTS,FRESH,DRIED	1 613	495	217
764 TELECOM EQPT PTS,ACC NES	2	106	49	075 SPICES	351	175	75
774 ELECTRO-MEDCL XRAY EQUIP	5	109	53	278 OTHER CRUDE MINERALS	47 236	1 019	498
778 ELECTRICAL MACHINERY NES	35	113	52	292 CRUDE VEG MATERIALS NES	2 061	2 343	1 141
781 PASS MOTOR VEH EXC BUSES	299	893	407	423 FIXED VEG OILS,SOFT	4 567	859	389
782 LORRIES,SPCL MTR VEH NES	1 262	1 866	827	431 PROCESD ANML VEG OIL,ETC	358	203	101
784 MOTOR VEHCL PTS,ACC NES	145	561	258	512 ALCOHOLS,PHENOLS,ETC	4 693	1 080	488
792 AIRCRAFT	33	6 576	2 903	554 SOAPS CLEANING ETC PREPS	311	165	79
874 MEASURNG,CONTROLNG INSTR	3	242	107	941 ZOO ANIMALS,PETS	39	415	195
893 ARTICLES OF PLASTIC NES	2 624	1 916	876				
895 OFFICE SUPPLIES NES	34	128	59	EXPORTS	465 208	104 672	48 486
897 GOLD,SILVER WARE,JEWELRY		83	35				
				022 MILK AND CREAM	8 355	653	297
				037 FISH ETC PREPD PRSVD NES	1 850	800	377
				048 CEREAL ETC PREPARATIONS	650	117	54
				054 VEG ETC FRSH,SMPLY PRSVD	1 175	143	67
				081 FEEDING STUFF FOR ANIMLS	22 905	1 787	816
				122 TOBACCO MFRS	3 337	5 844	2 725
				292 CRUDE VEG MATERIALS NES	40	91	41



## 7 IMPORTS AND EXPORTS (SPECIAL TRADE) BY COUNTRIES OF PRODUCTION AND CONSUMPTION AND BY GROUPS OF THE SITC-REV. II 1986

GROUP DESCRIPTION	DT = 100 KG	1 000 DM	1 000 \$	GROUP DESCRIPTION	DT = 100 KG	1 000 DM	1 000 \$
334 PETROLEUM PRODUCTS, REFIN	285	98	45	EXPORTS	290 304	24 025	10 994
335 RESIDUAL PETRLM PROD NES	2 047	284	134				
411 ANIMAL OILS AND FATS	20 638	2 875	1 204	022 MILK AND CREAM	1 354	338	163
423 FIXED VEG OILS, SOFT	269 860	22 802	10 537	046 WHEAT ETC MEAL OR FLOUR	88 970	2 861	1 298
431 PROCESD ANML VEG OIL, ETC	555	112	50	061 SUGAR AND HONEY	172 617	6 975	3 183
511 HYDROCARBONS NES, DERIVS	571	102	46	431 PROCESD ANML VEG OIL, ETC	12 263	815	380
512 ALCOHOLS, PHENOLS, ETC	241	102	43	522 INORG ELEMNTS, OXIDES, ETC	1 541	75	36
513 ORGANIC ACIDS, ETC	3 093	489	241	531 SYNT DYE, NAT INDGO, LAKES	10	64	30
514 NITROGEN-FUNCTN COMPOUNDS	1 246	871	402	541 MEDICINAL ETC PRODUCTS	40	134	61
515 ORG-INORG COMPOUNDS ETC	89	402	175	551 ESSENTL OIL, PERFUME, ETC	14	67	30
516 OTHER ORGANIC CHEMICALS	614	1 041	494	625 RUBBER TYRES, TUBES	500	383	161
522 INORG ELEMNTS, OXIDES, ETC	25 106	437	197	652 COTTON FABRICS, WOVEN	716	2 956	1 337
523 OTHR INORGANIC CHEMICALS	7 338	774	364	665 GLASSWARE	625	78	34
531 SYNT DYE, NAT INDGO, LAKES	979	2 806	1 328	678 IRON, STL TUBES, PIPES, ETC	195	139	67
532 DYES NES, TANNING PRODS	510	78	35	679 IRN, STL CASTINGS UNWORKE	79	87	38
533 PIGMENTS, PAINTS, ETC	861	401	177	689 NON-FER BASE METALS NES	8	167	83
541 MEDICINAL ETC PRODUCTS	64	222	107	693 WIRE PRODUCTS NON ELECTR	1 286	115	53
551 ESSENTL OIL, PERFUME, ETC	57	114	52	694 STL, COPPR NAILS, NUTS, ETC	457	84	33
554 SOAPS, CLEANING ETC PREPS	1 199	480	223	695 TOOLS	119	169	75
562 FERTILIZERS MANUFACTURED	15 113	247	102	699 OTHER METAL MANUFACTURES	191	125	58
582 PROD OF CONDENSATION ETC	600	307	142	713 INTRNL COMBUS PISTN ENGN	21	67	30
583 PROD OF POLYMERIZING ETC	24 829	4 226	1 880	716 ROTATING ELECTRIC PLANT	29	78	38
585 PLASTIC MATERIALS NES	63	96	48	723 CIVIL ENGINEERG EQUIP ETC	455	433	212
591 PESTICIDES, DISINFECTANTS	454	1 075	497	727 FOOD MACHRY NON-DOMESTIC	34	104	48
592 STARCH INULIN, GLUTEN, ETC	178	107	45	728 OTH MACHY FOR SPCL INDUS	65	230	103
598 MISC CHEMICAL PRODS NES	6 299	2 440	1 120	741 HEATING, COOLING EQUIPMNT	165	206	99
621 MATERIALS OF RUBBER	259	196	94	742 PUMPS FOR LIQUIDS ETC	117	293	143
625 RUBBER TYRES, TUBES	3 097	1 134	528	744 MECHANICAL HANDLING EQU	17	95	42
628 RUBBER ARTICLES NES	73	205	91	745 NONELEC MACHY, TOOLS NES	34	182	89
641 PAPER AND PAPERBOARD	955	163	80	764 TELECOM EQPT, PTS, ACC NES	16	280	132
642 ARTICLES OF PAPER ETC	78	82	35	773 ELECTR DISTRIBUTING MACH	480	876	384
651 TEXTILE YARN AND THREAD	42	100	47	778 ELECTRICAL MACHINERY NES	314	185	81
652 COTTON FABRICS, WOVEN	664	3 003	1 395	781 PASS MOTOR VEH EXC BUSES	775	671	311
653 WOVN MAN-MADE FIB FABRIC	133	270	132	782 LORRIES, SPCL MTR VEH NES	214	234	113
657 SPECIAL TEXTILE ETC PROD	273	139	63	784 MOTOR VEHCL PTS, ACC NES	591	873	403
659 FLOOR COVERINGS ETC	146	97	48	786 VEH NES NONMOTR, TRAILERS	156	87	39
662 CLAY, REFRACTORY BLDG PRD	1 246	175	84				
664 GLASS	2 814	544	260	GUIN BISSAU			
673 IRON AND STEEL SHAPES	721	69	30				
674 IRN, STL UNIV, PLATE SHEET	5 483	929	450	IMPORTS	671	48	21
677 IRN, STL WIRE EXCL W ROD	500	72	34				
678 IRON, STL TUBES PIPES, ETC	1 425	370	167	EXPORTS	9 022	5 807	2 719
684 ALUMINIUM	440	367	171				
691 STRUCTURES AND PARTS NES	162	346	171	022 MILK AND CREAM	3 001	746	334
695 TOOLS	179	387	188	023 BUTTER	1 000	495	222
697 BASE MTL HOUSEHOLD EQUIP	335	92	41	541 MEDICINAL ETC PRODUCTS	13	124	56
699 OTHER METAL MANUFACTURES	2 487	1 168	550	591 PESTICIDES, DISINFECTANTS	25	93	41
700 INDUSTRIAL PLANT, CHAP 84	57	99	44	691 STRUCTURES AND PARTS NES	948	192	94
713 INTRNL COMBUS PISTN ENGN	594	1 869	871	713 INTRNL COMBUS PISTN ENGN	78	95	47
714 ENGINES & MOTORS NES	2	91	40	716 ROTATING ELECTRIC PLANT	95	208	101
716 ROTATING ELECTRIC PLANT	63	189	90	741 HEATING, COOLING EQUIPMNT	27	97	46
722 TRACTORS NON-ROAD	79	104	46	742 PUMPS FOR LIQUIDS ETC	31	72	32
723 CIVIL ENGINEERG EQUIP ETC	437	1 140	527	778 ELECTRICAL MACHINERY NES	292	125	60
724 TEXTILE, LEATHER MACHNRY	2 550	8 861	4 373	781 PASS MOTOR VEH EXC BUSES	38	98	44
725 PAPER ETC MILL MACHINERY	11	75	38	784 MOTOR VEHCL PTS, ACC NES	35	65	30
726 PRINTG, BKBINDG MACHY PTS	13	159	75	793 SHIPS AND BOATS	700	736	369
727 FOOD MACHRY NON-DOMESTIC	75	466	222	821 FURNITURE	22	90	42
728 OTH MACHY FOR SPCL INDUS	160	1 444	665	893 ARTICLES OF PLASTIC NES	46	70	34
736 MACHINE TOOLS FOR METAL	8	70	32				
737 METALWORKING MACHNRY NES	4	69	31	GUINEA			
741 HEATING, COOLING EQUIPMNT	47	155	72				
742 PUMPS FOR LIQUIDS ETC	119	373	169	IMPORTS	11 975 109	145 961	66 939
743 PUMPS NES, CENTRIFUGES ETC	193	302	137				
744 MECHANICAL HANDLING EQU	2 368	3 276	1 490	071 COFFEE AND SUBSTITUTES	8 876	6 642	3 105
745 NONELEC MACHY, TOOLS NES	165	1 571	725	072 COCOA	2 683	1 547	712
749 NONELEC MACH PTS, ACC NES	71	416	192	081 FEEDING STUFF FOR ANIMLS	2 500	73	33
751 OFFICE MACHINES	40	161	71	247 OTH WOOD ROUGH, SQUARED	47 887	1 460	698
755 OFFICE & ADP MCH PTS, ACC	2	110	47	287 BASE METAL ORES, CONC NES	11 912 868	136 017	62 288
761 TELEVISION RECEIVERS	50	229	108	941 ZOO ANIMALS, PETS	7	132	62
763 SOUND RECORDRS, PHONOGRPH	4	112	49				
764 TELECOM EQPT, PTS, ACC NES	2	95	46	EXPORTS	523 855	46 284	21 655
772 SWITCHGEAR ETC & PTS NES	21	126	59				
773 ELECTR DISTRIBUTING MACH	178	106	49	011 MEAT FRESH, CHILLD, FROZEN	1 461	165	78
778 ELECTRICAL MACHINERY NES	214	335	153	022 MILK AND CREAM	1 645	329	159
781 PASS MOTOR VEH EXC BUSES	1 863	4 534	2 087	046 WHEAT ETC MEAL OR FLOUR	95 903	3 361	1 566
782 LORRIES, SPCL MTR VEH NES	2 477	2 262	1 032	061 SUGAR AND HONEY	63 410	2 346	1 148
784 MOTOR VEHCL PTS, ACC NES	569	1 086	498	112 ALCOHOLIC BEVERAGES	5 886	968	459
785 MOTOR & OTHER CYCLES ETC	12	74	33	269 WASTE OF TEXTILE FABRICS	1 670	383	184
786 VEH NES NONMOTR, TRAILERS	310	147	72	334 PETROLEUM PRODUCTS, REFIN	887	226	110
791 RAILWAY VEHICLES	1 211	2 745	1 259	423 FIXED VEG OILS, SOFT	869	101	50
792 AIRCRAFT	27	862	395	514 NITROGEN-FUNCTN COMPOUNDS	235	339	156
793 SHIPS AND BOATS	1 702	2 377	1 067	522 INORG ELEMNTS, OXIDES, ETC	239 411	2 819	1 368
821 FURNITURE	267	146	65	531 SYNT DYE, NAT INDGO, LAKES	86	480	231
871 OPTICAL INSTRUMENTS	1	70	30	533 PIGMENTS, PAINTS, ETC	606	295	138
872 MEDICAL INSTRUMENTS NES	10	66	32	541 MEDICINAL ETC PRODUCTS	73	368	172
874 MEASURNG, CONTROLNG INSTR	14	546	253	554 SOAPS, CLEANING ETC PREPS	532	308	145
881 PHOTO APPAR & EQUIPT NES	33	324	156	582 PROD OF CONDENSATION ETC	282	112	49
882 PHOTO, CINEMA SUPPLIES	451	763	355	583 PRGD OF POLYMERIZING ETC	295	75	32
893 ARTICLES OF PLASTIC NES	1 029	504	226	591 PESTICIDES, DISINFECTANTS	220	259	119
894 TOYS, SPORTING GOODS, ETC	199	344	163	598 MISC CHEMICAL PRODS NES	637	114	52
895 OFFICE SUPPLIES NES	66	194	79	625 RUBBER TYRES, TUBES	587	392	177
897 GOLD, SILVER WARE, JEWELRY	9	469	222	658 TEXTILE ARTICLES NES	69	382	190
899 OTHER MANUFACTURED GOODS	58	127	61	661 CEMENT ETC BUILDING PROD	80 203	842	372
951 WAR FIREARMS, AMMUNITION	24	89	41	671 PIG IRON ETC	810	192	85
971 GOLD, NON MONETARY NES		892	437	673 IRON AND STEEL SHAPES	1 813	162	76
				676 RAILWY RAILS ETC IRN, STL	3 128	408	204
				678 IRON, STL TUBES, PIPES, ETC	515	82	36
				691 STRUCTURES AND PARTS NES	1 418	630	285
				693 WIRE PRODUCTS NON ELECTR	327	93	46
				695 TOOLS	39	106	45
				699 OTHER METAL MANUFACTURES	288	193	82
				700 INDUSTRIAL PLANT, CHAP 84	369	183	92
				713 INTRNL COMBUS PISTN ENGN	284	2 061	985
				716 ROTATING ELECTRIC PLANT	149	299	132
				723 CIVIL ENGINEERG EQUIP ETC	2 691	3 829	1 745
GAMBIA							
IMPORTS	6 341	1 270	609				
036 SHELL FISH FRESH, FROZEN	107	175	80				
423 FIXED VEG OILS SOFT	6 107	860	417				
667 PEARL, PREC-, SEMI-P STONE	19	70	32				



## 7 IMPORTS AND EXPORTS (SPECIAL TRADE) BY COUNTRIES OF PRODUCTION AND CONSUMPTION AND BY GROUPS OF THE SITC-REV. II 1986

GROUP DESCRIPTION	DT = 100 KG	1 000 DM	1 000 \$	GROUP DESCRIPTION	DT = 100 KG	1 000 DM	1 000 \$
727 FOOD MACHRY NON-DOMESTIC	67	156	69	424 FIXED VEG OIL NONSOFT	55 289	3 665	1 684
728 OTH MACHY FOR SPCL INDUS	750	1 357	644	625 RUBBER TYRES, TUBES	301	230	107
741 HEATING, COOLING EQUIPMNT	104	157	74	634 VENEERS, PLYWOOD, ETC	1 669	446	195
742 PUMPS FOR LIQUIDS ETC	322	555	267	716 ROTATING ELECTRIC PLANT	165	86	40
744 MECHANICAL HANDLING EQU	1 012	2 468	1 147	793 SHIPS AND BOATS	285 390	7 071	3 190
749 NONELEC MACH PTS, ACC NES	54	207	93	941 ZOO ANIMALS, PETS	11	233	109
764 TELECOM EQPT, PTS, ACC NES	180	4 133	2 052				
772 SWITCHGEAR ETC & PTS NES	171	498	231	EXPORTS	441 976	103 542	47 568
773 ELECTR DISTRIBUTING MACH	791	951	440				
774 ELECTRO-MEDCL, XRAY EQUIP	8	170	85	022 MILK AND CREAM	3 912	568	268
778 ELECTRICAL MACHINERY NES	1 194	634	293	024 CHEESE AND CURD	248	169	79
781 PASS MOTOR VEH EXC BUSES	1 594	2 601	1 185	037 FISH ETC PREPD PRSVD NES	206	92	47
782 LORRIES, SPCL MTR VEH NES	3 108	2 469	1 114	048 CEREAL ETC PREPARATIONS	2 527	160	78
784 MOTOR VEHCL PTS, ACC NES	1 059	2 554	1 201	054 VEG ETC FRSH, SPLY PRSVD	67	140	65
786 VEH NES NONMOTR, TRAILERS	457	233	105	061 SUGAR AND HONEY	60 480	2 532	1 180
802 INDUSTRIAL PLANT, CHAP 94	255	99	44	098 EDIBLE PRODUCTS, PREPS NES	245	127	55
821 FURNITURE	79	120	53	112 ALCOHOLIC BEVERAGES	345	72	33
872 MEDICAL INSTRUMENTS NES	26	149	70	248 WOOD SHAPED	1 989	215	107
874 MEASURNG, CONTROLNG INSTR	3	132	57	269 WASTE OF TEXTILE FABRICS	200	100	50
882 PHOTO, CINEMA SUPPLIES	73	446	201	278 OTHER CRUDE MINERALS	52 739	1 409	657
893 ARTICLES OF PLASTIC NES	696	378	173	334 PETROLEUM PRODUCTS, REFIN	2 346	734	339
				335 RESIDUAL PETRLM PROD NES	3 198	543	247
SIERRA LEONE				423 FIXED VEG OILS, SOFT	4 741	706	305
				511 HYDROCARBONS NES, DERIVS	775	171	78
IMPORTS	8 764 502	85 079	39 197	512 ALCOHOLS, PHENOLS, ETC	675	108	51
				513 ORGANIC ACIDS, ETC	368	71	31
036 SHELL FISH FRESH, FROZEN	142	302	139	522 INORG ELEMNTS, OXIDES, ETC	3 978	411	190
071 COFFEE AND SUBSTITUTES	448	329	156	523 OTHR INORGANIC CHEMICALS	5 956	418	184
072 COCOA	23 563	13 373	6 206	531 SYNT DYE, NAT INDOG, LAKES	105	533	251
248 WOOD SHAPED	1 528	115	52	533 PIGMENTS, PAINTS, ETC	2 041	1 025	466
287 BASE METAL ORES, CONC NES	8 733 441	67 781	31 160	541 MEDICINAL ETC PRODUCTS	635	1 621	738
288 NONFERR METAL SCRAP NES	470	90	42	551 ESSENTL OIL, PERFUME, ETC	137	126	53
292 CRUDE VEG MATERIALS NES	3 675	641	291	553 PERFUMERY, COSMETICS, ETC	35	177	86
781 PASS MOTOR VEH EXC BUSES	150	126	57	554 SOAPS, CLEANING ETC PREPS	5 487	2 153	998
971 GOLD, NON MONETARY NES		309	151	562 FERTILIZERS MANUFACTURED	4 933	130	58
				582 PROD OF CONDENSATION ETC	406	201	91
EXPORTS	162 030	36 184	16 390	583 PROD OF POLYMERIZING ETC	1 191	449	209
				591 PESTICIDES, DISINFECTANTS	337	182	81
022 MILK AND CREAM	1 054	138	68	592 STARCH, INULIN, GLUTEN, ETC	157	136	60
046 WHEAT ETC MEAL OR FLOUR	52 648	1 766	840	598 MISC CHEMICAL PRODS NES	1 097	516	235
061 SUGAR AND HONEY	21 676	729	357	621 MATERIALS OF RUBBER	492	600	286
098 EDIBLE PRODUCTS, PREPS NES	224	94	45	625 RUBBER TYRES, TUBES	4 582	2 835	1 268
112 ALCOHOLIC BEVERAGES	4 715	675	316	628 RUBBER ARTICLES NES	2 597	3 213	1 457
269 WASTE OF TEXTILE FABRICS	1 265	344	157	634 VENEERS, PLYWOOD, ETC	460	103	46
278 OTHER CRUDE MINERALS	5 711	146	66	635 WOOD MANUFACTURES NES	475	131	60
334 PETROLEUM PRODUCTS, REFIN	1 495	288	133	641 PAPER AND PAPERBOARD	167	132	58
335 RESIDUAL PETRLM PROD NES	3 678	485	226	642 ARTICLES OF PAPER ETC	1 235	404	183
423 FIXED VEG OILS, SOFT	776	105	45	657 SPECIAL TEXTILE ETC PROD	104	181	78
431 PROCESD ANML VEG OIL, ETC	2 448	250	116	661 CEMENT ETC BUILDING PROD	11 341	138	63
522 INORG ELEMNTS, OXIDES, ETC	4 361	239	113	662 CLAY, REFRACTORY BLDG PRD	1 824	402	181
523 OTHR INORGANIC CHEMICALS	913	85	41	663 OTH NONMETAL MINERAL MFS	549	243	112
541 MEDICINAL ETC PRODUCTS	119	601	282	664 GLASS	526	135	65
551 ESSENTL OIL, PERFUME, ETC	25	71	36	673 IRON AND STEEL SHAPES	3 553	359	167
562 FERTILIZERS MANUFACTURED	16 360	512	238	674 IRN, STL UNIV PLATE, SHEET	9 469	1 511	687
572 EXPLOSIVES, PYROTECH PROD	216	111	55	675 IRON, STEEL HOOP, STRIP	479	87	40
583 PROD OF POLYMERIZING ETC	734	174	79	676 RAILWAY RAILS ETC IRN, STL	10 574	2 483	1 130
625 RUBBER TYRES, TUBES	1 011	392	183	677 IRN, STL WIRE EXCL W ROD	142	161	75
641 PAPER AND PAPERBOARD	1 680	470	223	678 IRON, STL TUBES, PIPES, ETC	9 885	1 828	845
642 ARTICLES OF PAPER ETC	190	100	44	679 IRN, STL CASTINGS UNWORKE	85 185	7 013	3 236
661 CEMENT ETC BUILDING PROD	15 458	239	110	682 COPPER EXC CEMENT COPPER	140	108	53
662 CLAY, REFRACTORY BLDG PRD	167	66	32	684 ALUMINIUM	2 422	848	389
663 OTH NONMETAL MINERAL MFS	98	119	53	691 STRUCTURES AND PARTS NES	644	314	140
671 PIG IRON ETC	2 000	445	197	692 METAL TANKS, BOXES, ETC	342	180	81
674 IRN, STL UNIV PLATE, SHEET	1 693	247	106	693 WIRE PRODUCTS NON ELECTR	1 395	629	289
686 ZINC	501	90	37	694 STL, COPPR NAILS, NUTS, ETC	2 103	871	393
691 STRUCTURES AND PARTS NES	873	490	224	695 TOOLS	427	1 052	481
692 METAL TANKS, BOXES, ETC	227	186	91	696 CUTLERY	34	72	32
695 TOOLS	250	457	208	697 BASE MTL HOUSEHOLD EQUIP	148	97	42
699 OTHER METAL MANUFACTURES	328	156	70	699 OTHER METAL MANUFACTURES	1 057	1 148	529
713 INTRNL COMBUS PISTN ENGN	442	1 474	670	712 STEAM ENGINES, TURBINES	125	77	34
716 ROTATING ELECTRIC PLANT	2 178	7 762	3 228	713 INTRNL COMBUS PISTN ENGN	811	5 443	2 633
723 CIVIL ENGINEERG EQUIP ETC	1 359	1 881	861	716 ROTATING ELECTRIC PLANT	411	1 526	721
728 OTH MACHY FOR SPCL INDUS	844	972	471	722 TRACTORS NON-ROAD	425	683	342
741 HEATING, COOLING EQUIPMNT	43	193	92	723 CIVIL ENGINEERG EQUIP ETC	2 338	2 413	1 114
742 PUMPS FOR LIQUIDS ETC	50	168	81	724 TEXTILE, LEATHER MACHNRY	9	107	44
743 PUMPS NES, CENTRFUGES ETC	302	304	136	728 OTH MACHY FOR SPCL INDUS	2 686	4 204	1 997
744 MECHANICAL HANDLING EQU	1 035	863	409	736 MACHINE TOOLS FOR METAL	66	221	101
745 NONELEC MACHY, TOOLS NES	14	90	42	737 METALWORKING MACHNRY NES	49	269	123
749 NONELEC MACH PTS, ACC NES	112	421	194	741 HEATING, COOLING EQUIPMNT	45	224	97
752 AUTOMATIC DATA PROC EQUIP	2	86	40	742 PUMPS FOR LIQUIDS ETC	534	2 007	919
764 TELECOM EQPT, PTS, ACC NES		64	31	743 PUMPS NES, CENTRFUGES ETC	416	1 116	515
772 SWITCHGEAR ETC & PTS NES	73	88	39	744 MECHANICAL HANDLING EQU	2 235	3 427	1 577
778 ELECTRICAL MACHINERY NES	677	322	144	745 NONELEC MACHY, TOOLS NES	109	755	340
781 PASS MOTOR VEH EXC BUSES	1 486	3 464	1 613	749 NONELEC MACH PTS, ACC NES	895	2 769	1 288
782 LORRIES, SPCL MTR VEH NES	1 901	1 675	762	751 OFFICE MACHINES	9	66	32
783 ROAD MOTOR VEHICLES NES	324	246	114	752 AUTOMTIC DATA PROC EQUIP	8	289	133
784 MOTOR VEHCL PTS, ACC NES	979	2 378	1 100	764 TELECOM EQPT, PTS, ACC NES	14	359	164
785 MOTOR & OTHER CYCLES ETC	122	177	84	771 ELECTRIC POWER MACHY NES	172	238	111
786 VEH NES NONMOTR, TRAILERS	275	224	106	772 SWITCHGEAR ETC & PTS NES	324	2 009	924
793 SHIPS AND BOATS	3 201	953	442	773 ELECTR DISTRIBUTING MACH	816	587	273
821 FURNITURE	43	76	35	775 HOUSEHOLD TYPE EQUIP NES	43	83	40
874 MEASURNG, CONTROLNG INSTR	35	80	38	778 ELECTRICAL MACHINERY NES	689	803	367
893 ARTICLES OF PLASTIC NES	232	128	53	781 PASS MOTOR VEH EXC BUSES	861	1 614	739
				782 LORRIES, SPCL MTR VEH NES	2 656	2 268	1 061
LIBERIA				783 ROAD MOTOR VEHICLES NES	753	1 067	498
				784 MOTOR VEHCL PTS, ACC NES	1 955	3 261	1 517
IMPORTS	60 238 180	479 783	219 901	786 VEH NES NONMOTR, TRAILERS	846	657	303
				791 RAILWAY VEHICLES	307	789	363
071 COFFEE AND SUBSTITUTES	15 819	11 551	5 147	793 SHIPS AND BOATS	97 550	11 695	4 919
072 COCOA	10 854	6 756	2 888	812 PLUMB, HEATNG, LGHTNG EQU	70	111	52
232 NATURAL RUBBER, GUMS	31 219	5 672	2 657	821 FURNITURE	326	302	143
247 OTH WOOD ROUGH, SQUARED	514 154	29 444	13 562	848 HEADGEAR, NONXTL CLOTHNG	33	82	39
248 WOOD SHAPED	6 149	565	265	851 FOOTWEAR	103	259	119
281 IRON ORE, CONCENTRATES	59 296 494	413 091	189 608	872 MEDICAL INSTRUMENTS NES	16	140	65
334 PETROLEUM PRODUCTS, REFIN	19 200	497	234	874 MEASURNG, CONTROLNG INSTR	9	442	203



## 7 IMPORTS AND EXPORTS (SPECIAL TRADE) BY COUNTRIES OF PRODUCTION AND CONSUMPTION AND BY GROUPS OF THE SITC-REV. II 1986

GROUP DESCRIPTION	DT * 100 KG	1 000 DM	1 000 \$	GROUP DESCRIPTION	DT * 100 KG	1 000 DM	1 000 \$
881 PHOTO APPAR & EQUIPT NES	4	99	47	716 ROTATING ELECTRIC PLANT	32	96	45
882 PHOTO,CINEMA SUPPLIES	143	192	90	721 AGRIC MACHY,EXC TRACTORS	374	353	153
892 PRINTED MATTER	50	65	32	722 TRACTORS NON-ROAD	876	1 020	458
893 ARTICLES OF PLASTIC NES	1 509	843	389	723 CIVIL ENGINEER EQUIP ETC	1 125	1 500	681
894 TOYS,SPORTING GOODS,ETC	32	73	34	724 TEXTILE,LEATHER MACHNRY	1 424	6 460	3 105
895 OFFICE SUPPLIES NES	25	118	51	725 PAPER ETC MILL MACHINERY	130	166	77
897 GOLD,SILVER WARE,JEWELRY		101	44	726 PRINTG,BKBINDG MACHY,PTS	639	2 886	1 357
				727 FOOD MACHRY NON-DOMESTIC	109	740	355
IVORY COAST				728 OTH MACHY FOR SPCL INDUS	2 210	7 638	3 555
IMPORTS	2 935 105	863 312	393 332	736 MACHINE TOOLS FOR METAL	445	695	322
037 FISH ETC PREPD PRSVD NES	2 199	1 494	686	741 HEATING,COOLING EQUIPMNT	887	2 829	1 371
057 FRUIT,NUTS,FRESH,DRIED	374 232	43 635	20 041	742 PUMPS FOR LIQUIDS ETC	88	608	279
058 FRUIT PRESERVED,PREPARED	24 348	4 251	1 882	743 PUMPS NES,CENTRIFUGES ETC	310	1 003	433
071 COFFEE AND SUBSTITUTES	234 988	171 285	76 746	744 MECHANICAL HANDLING EQU	1 541	1 485	695
072 COCOA	886 877	515 268	235 190	745 NONELEC MACHY,TOOLS NES	1 374	7 389	3 404
081 FEEDING STUFF FOR ANIMLS	326 910	8 645	4 041	749 NONELEC MACH PTS,ACC NES	430	1 881	865
232 NATURAL RUBBER,GUMS	104 173	20 336	9 345	751 OFFICE MACHINES	131	558	254
247 OTH WOOD ROUGH,SQUARED	215 332	12 601	5 745	752 AUTOMTIC DATA PROC EQUIP	6	127	61
248 WOOD SHAPED	112 571	10 854	4 973	759 OFFICE & ADP MCH PTS,ACC	4	125	59
263 COTTON	39 458	8 809	4 158	761 TELEVISION RECEIVERS	166	413	183
265 VEG FIBRE,EXCL COTN JUTE	1 994	124	61	764 TELECOM EQPT,PTS,ACC NES	51	761	352
292 CRUDE VEG MATERIALS NES	4 706	3 231	1 491	771 ELECTRIC POWER MACHY NES	2 627	2 330	1 042
424 FIXED VEG OIL NONSOFT	387 486	23 727	10 982	772 SWITCHGEAR ETC & PTS NES	153	805	367
512 ALCOHOLS,PHENOLS,ETC	25 435	5 409	2 541	773 ELECTR DISTRIBUTING MACH	224	337	154
621 MATERIALS OF RUBBER	392	61	30	774 ELECTRO-MEDCL,XRAY EQUIP	62	1 125	550
634 VENEERS,PLYWOOD,ETC	190 185	31 462	14 459	775 HOUSEHOLD TYPE EQUIP NES	57	144	68
635 WOOD MANUFACTURES NES	2 748	601	270	778 ELECTRICAL MACHINERY NES	485	1 124	532
716 ROTATING ELECTRIC PLANT	4	159	78	781 PASS MOTOR VEH EXC BUSES	4 384	11 946	5 509
845 OUTERWEAR KNIT NONELASTC	54	96	48	782 LORRIES,SPCL MTR VEH NES	10 979	15 155	6 982
				784 MOTOR VEHCL PTS,ACC NES	4 543	8 041	3 739
EXPORTS	502 273	193 822	89 496	785 MOTOR & OTHER CYCLES ETC	989	1 304	599
011 MEAT FRESH,CHILLD,FROZEN	43 742	4 135	1 891	786 VEH NES NONMOTR,TRAILERS	3 207	1 847	832
022 MILK AND CREAM	5 366	1 419	653	791 RAILWAY VEHICLES	240	345	163
034 FISH FRESH,CHILLED,FROZN	6 730	575	287	812 PLUMBGG,HEATING,LGHTNG EQU	26	180	81
048 CEREAL ETC PREPARATIONS	155	122	57	821 FURNITURE	96	157	72
054 VEG ETC FRSH,SMPLY PRSVD	100	79	39	851 FOOTWEAR	28	74	37
061 SUGAR AND HONEY	5 001	225	107	871 OPTICAL INSTRUMENTS	1	148	74
075 SPICES	72	156	70	872 MEDICAL INSTRUMENTS NES	9	79	39
112 ALCOHOLIC BEVERAGES	928	144	66	874 MEASURNG,CONTROLNG INSTR	206	2 347	1 063
121 TOBACCO UNMNFCTRD,REFUSE	3 470	535	243	881 PHOTO APPAR & EQUIPT NES	19	151	70
122 TOBACCO MFRS	289	64	32	882 PHOTO,CINEMA SUPPLIES	841	1 592	729
233 RUBBER,SYNTHTIC,RECLAIMD	1 017	459	214	885 WATCHES AND CLOCKS	9	72	34
247 OTH WOOD ROUGH,SQUARED	1 125	130	57	892 PRINTED MATTER	315	540	251
266 SYNTHETIC FIBRE TO SPIN	2 313	796	369	893 ARTICLES OF PLASTIC NES	952	675	311
274 SULPHUR ETC	2 433	138	65	894 TOYS,SPORTING GOODS,ETC	643	847	392
278 OTHER CRUDE MINERALS	32 539	795	371	895 OFFICE SUPPLIES NES	199	728	329
334 PETROLEUM PRODUCTS,REFIN	2 390	556	249	897 GOLD,SILVER WARE,JEWELRY	22	1 190	558
335 RESIDUAL PETRLM PROD NES	7 966	1 172	530	898 MUSICAL INSTRUMENTS,PTS	110	320	149
431 PROCESD ANML VEG OIL,ETC	2 114	458	209	899 OTHER MANUFACTURED GOODS	76	236	111
511 HYDROCARBONS NES,DERIVS	3 097	997	454				
512 ALCOHOLS,PHENOLS,ETC	2 087	809	366	GHANA			
513 ORGANIC ACIDS,ETC	28 705	4 341	1 969	IMPORTS	1 692 788	222 886	104 335
514 NITROGEN-FNCTN COMPOUNDS	1 313	1 431	654	036 SHELL FISH FRESH,FROZEN	29	68	35
515 ORG-INORG COMPOUNDS ETC	826	648	294	037 FISH ETC PREPD PRSVD NES	740	513	235
516 OTHER ORGANIC CHEMICALS	1 761	730	340	057 FRUIT,NUTS,FRESH,DRIED	903	126	61
522 INORG ELEMNTS,OXIDES,ETC	65 226	3 206	1 515	072 COCOA	95 281	54 766	25 199
523 OTHR INORGANIC CHEMICALS	7 355	894	397	232 NATURAL RUBBER,GUMS	649	110	50
531 SYNT DYE,NAT INDGO,LAKES	3 499	9 414	4 345	247 OTH WOOD ROUGH,SQUARED	798 652	39 863	18 488
533 PIGMENTS,PAINTS,ETC	2 687	1 998	905	248 WOOD SHAPED	170 297	16 440	7 584
541 MEDICINAL ETC PRODUCTS	1 453	8 256	3 718	287 BASE METAL ORES,CONC NES	257 439	3 025	1 363
551 ESSENTL OIL,PERFUME,ETC	122	555	258	288 NONFERR METAL SCRAP NES	5 954	997	454
553 PERFUMERY,COSMETICS,ETC	143	381	176	285 RUBBER TYRES,TUBES	58	67	30
554 SOAPS,CLEANING ETC PREPS	2 963	1 222	572	634 VENEERS,PLYWOOD,ETC	16 765	2 875	1 360
572 EXPLOSIVES,PYROTECH PROD	101	175	87	635 WOOD MANUFACTURES NES	1 799	182	86
582 PROD OF CONDENSATION ETC	5 915	1 911	866	684 ALUMINIUM	342 621	103 006	49 007
583 PROD OF POLYMERIZING ETC	47 282	9 256	4 219	941 ZOO ANIMALS,PETS	5	73	33
584 CELLULOSE DERIVATIVES ETC	1 160	688	312	EXPORTS	631 033	212 506	97 991
585 PLASTIC MATERIALS NES	639	278	131	011 MEAT FRESH,CHILLD,FROZEN	1 171	250	112
591 PESTICIDES,DISINFECTANTS	2 104	3 497	1 594	022 MILK AND CREAM	9 032	2 374	1 185
592 STARCH,INULIN,GLUTEN,ETC	299	261	121	035 FISH SALTED,DRIED,SMOKED	1 790	870	403
598 MISC CHEMICAL PRODS NES	10 824	3 896	1 775	037 FISH ETC PREPD PRSVD NES	4 362	1 926	943
621 MATERIALS OF RUBBER	108	117	53	048 CEREAL ETC PREPARATIONS	8 194	705	305
625 RUBBER TYRES,TUBES	639	644	286	061 SUGAR AND HONEY	31 257	1 305	596
628 RUBBER ARTICLES NES	102	394	176	081 FEEDING STUFF FOR ANIMLS	2 794	207	98
641 PAPER AND PAPERBOARD	2 208	926	438	111 NON-ALCOHL BEVERAGES NES	977	152	71
642 ARTICLES OF PAPER ETC	1 580	1 160	546	112 ALCOHOLIC BEVERAGES	706	208	95
651 TEXTILE YARN AND THREAD	5 885	3 862	1 780	267 OTHER MAN-MADE FIBRES	87	68	30
652 COTTON FABRICS,WOVEN	695	2 438	1 135	269 WASTE OF TEXTILE FABRICS	18 336	4 393	2 059
653 WOVN MAN-MADE FIB FABRIC	338	811	374	278 OTHER CRUDE MINERALS	661	94	40
655 KNIT ETC FABRICS	75	101	45	292 CRUDE VEG MATERIALS NES	98	239	105
656 LACE,RIBBONS,TULLE,ETC	11	65	31	334 PETROLEUM PRODUCTS,REFIN	5 784	1 119	516
657 SPECIAL TEXTILE ETC PROD	665	379	175	335 RESIDUAL PETRLM PROD NES	274 611	17 386	7 950
662 CLAY,REFRACTORY BLDG PRD	526	178	76	423 FIXED VEG OILS,SOFT	16 278	2 060	931
663 OTH NONMETAL MINERAL MFS	811	526	241	511 HYDROCARBONS NES,DERIVS	316	94	44
664 GLASS	7 588	936	430	513 ORGANIC ACIDS,ETC	2 010	607	280
665 GLASSWARE	1 464	233	112	514 NITROGEN-FNCTN COMPOUNDS	887	1 818	864
672 IRON,STL PRIMARY FORMS	1 931	128	64	515 ORG-INORG COMPOUNDS ETC	220	313	142
674 JRN,STL UNIV,PLATE,SHEET	79 121	6 034	2 923	516 OTHER ORGANIC CHEMICALS	48	76	33
675 IRON,STEEL HOOP,STRIP	10 881	2 083	937	522 INORG ELEMNTS,OXIDES,ETC	2 271	797	377
677 IRN,STL WIRE EXCL W ROD	19 239	2 396	1 135	523 OTHR INORGANIC CHEMICALS	22 036	3 795	1 764
678 IRON,STL TUBES,PIPES,ETC	464	180	81	531 SYNT DYE,NAT INDGO,LAKES	1 322	3 488	1 561
684 ALUMINIUM	73	142	68	533 PIGMENTS,PAINTS,ETC	1 480	1 034	480
691 STRUCTURES AND PARTS NES	996	383	169	541 MEDICINAL ETC PRODUCTS	969	3 951	1 831
692 METAL TANKS,BOXES,ETC	132	121	57	551 ESSENTL OIL,PERFUME,ETC	20	88	37
693 WIRE PRODUCTS NON ELECTR	5 987	2 359	1 082	554 SOAPS,CLEANING ETC PREPS	650	372	172
694 STL,COPPR NAILS,NUTS,ETC	133	141	63	562 FERTILIZERS MANUFACTURED	1 541	86	38
695 TOOLS	439	887	398	582 PROD OF CONDENSATION ETC	669	259	116
696 CUTLERY	403	849	384	583 PROD OF POLYMERIZING ETC	23 173	4 606	2 173
697 BASE MTL HOUSEHOLD EQUIP	183	150	69	585 PLASTIC MATERIALS NES	115	116	52
699 OTHER METAL MANUFACTURES	5 279	2 006	932	591 PESTICIDES,DISINFECTANTS	810	1 285	561
712 STEAM ENGINES,TURBINES	4	123	53	592 STARCH,INULIN,GLUTEN,ETC	537	187	82
713 INTRNL COMBUS PISTN ENGN	355	1 472	667				



## 7 IMPORTS AND EXPORTS (SPECIAL TRADE) BY COUNTRIES OF PRODUCTION AND CONSUMPTION AND BY GROUPS OF THE SITC-REV. 11 1986

GROUP DESCRIPTION	DT * 100 KG	1 000 DM	1 000 \$	GROUP DESCRIPTION	DT * 100 KG	1 000 DM	1 000 \$
598 MISC CHEMICAL PRODS NES	3 272	1 039	464	061 SUGAR AND HONEY	89 746	3 931	1 840
621 MATERIALS OF RUBBER	161	125	61	073 CHOCOLATE AND PRODUCTS	86	79	32
625 RUBBER TYRES, TUBES	2 484	1 228	565	098 EDIBLE PRODCTS, PREPS NES	802	251	117
628 RUBBER ARTICLES NES	199	367	174	269 WASTE OF TEXTILE FABRICS	38 693	9 722	4 462
635 WOOD MANUFACTURES NES	1 493	864	424	292 CRUDE VEG MATERIALS NES	45	233	102
641 PAPER AND PAPERBOARD	5 184	1 011	462	334 PETROLEUM PRODUCTS, REFIN	603	106	48
642 ARTICLES OF PAPER ETC	128	112	53	335 RESIDUAL PETRLM PROD NES	1 045	189	88
651 TEXTILE YARN AND THREAD	658	655	302	423 FIXED VEG OILS, SOFT	1 696	310	134
653 WOVN MAN-MADE FIB FABRIC	72	113	56	514 NITROGEN-FUNCTN COMPOUNDS	292	668	307
657 SPECIAL TEXTILE ETC PROD	413	286	133	522 INORG ELEMNTS, OXIDES, ETC	3 217	316	141
658 TEXTILE ARTICLES NES	45	184	86	523 OTHR INORGANIC CHEMICALS	209	97	43
661 CEMENT ETC BUILDING PROD	24 642	467	210	531 SYNT DYE, NAT INDGO, LAKES	273	1 837	811
662 CLAY, REFRACTORY BLDG PRD	526	113	49	541 MEDICINAL ETC PRODUCTS	163	366	172
663 OTH NONMETAL MINERAL MFS	360	476	216	553 PERFUMERY, COSMETICS, ETC	96	142	63
664 GLASS	1 496	204	96	554 SOAPS, CLEANING ETC PREPS	1 050	414	194
665 GLASSWARE	350	210	95	562 FERTILIZERS MANUFACTURED	36 002	1 255	514
673 IRON AND STEEL SHAPES	4 878	440	195	572 EXPLOSIVES, PYROTECH PROD	734	195	92
674 IRN, STL UNIV, PLATE, SHEET	34 919	2 682	1 317	583 PROD OF POLYMERIZING ETC	14 174	1 980	923
675 IRON, STEEL HOOP, STRIP	2 106	346	170	591 PESTICIDES, DISINFECTANTS	1 434	1 202	581
677 IRN, STL WIRE EXCL W ROD	2 803	661	310	592 STARCH, INULIN, GLUTEN, ETC	226	104	46
678 IRON, STL TUBES, PIPES, ETC	1 127	555	254	598 MISC CHEMICAL PRODS NES	1 291	476	217
682 COPPER EXC CEMENT COPPER	1 356	1 049	474	605 INDUSTRIAL PLANT, CHAP 73	4 075	3 089	1 398
684 ALUMINIUM	402	352	165	621 MATERIALS OF RUBBER	54	68	34
691 STRUCTURES AND PARTS NES	17 683	10 023	4 283	625 RUBBER TYRES, TUBES	2 265	563	254
692 METAL TANKS, BOXES, ETC	1 790	640	306	628 RUBBER ARTICLES NES	63	124	60
693 WIRE PRODUCTS NON ELECTR	1 860	507	225	641 PAPER AND PAPERBOARD	259	76	34
694 STL, COPPR NAILS, NUTS, ETC	2 525	1 351	598	642 ARTICLES OF PAPER ETC	645	266	122
695 TOOLS	2 777	3 584	1 621	652 COTTON FABRICS, WOVEN	99	290	142
696 CUTLERY	265	691	326	653 WOVN MAN-MADE FIB FABRIC	52	102	47
697 BASE MTL HOUSEHOLD EQUIP	150	207	95	657 SPECIAL TEXTILE ETC PROD	48	69	31
699 OTHER METAL MANUFACTURES	1 647	1 557	717	658 TEXTILE ARTICLES NES	152	257	113
700 INDUSTRIAL PLANT, CHAP 84	216	196	92	664 GLASS	611	81	40
711 STEAM BOILERS & AUX PLNT	309	529	245	665 GLASSWARE	9 598	721	342
713 INTRNL COMBUS PISTN ENGN	1 049	2 514	1 163	673 IRON AND STEEL SHAPES	2 118	272	129
716 ROTATING ELECTRIC PLANT	416	1 296	589	674 IRN, STL UNIV, PLATE, SHEET	44 055	4 563	2 139
721 AGRIC MACHY, EXC TRACTORS	187	284	138	677 IRN, STL WIRE EXCL W ROD	3 098	398	187
722 TRACTORS NON-ROAD	1 144	813	382	678 IRON, STL TUBES, PIPES, ETC	1 875	590	276
723 CIVIL ENGINEERG EQUIP ETC	5 160	9 050	4 092	684 ALUMINIUM	19	72	31
724 TEXTILE, LEATHER MACHNRY	110	1 017	467	691 STRUCTURES AND PARTS NES	4 614	6 394	3 028
725 PAPER ETC MILL MACHINERY	101	299	132	692 METAL TANKS, BOXES, ETC	410	570	237
726 PRINTG, BKBINDG MACHY PTS	257	1 311	574	694 STL, COPPR NAILS, NUTS, ETC	667	168	74
727 FOOD MACHRY NON-DOMESTIC	48	743	364	695 TOOLS	47	117	51
728 OTH MACHY FOR SPCL INDUS	5 655	9 068	4 192	696 CUTLERY	137	223	96
736 MACHINE TOOLS FOR METAL	1 172	2 367	1 116	697 BASE MTL HOUSEHOLD EQUIP	134	129	56
737 METALWORKING MACHNRY NES	32	141	68	699 OTHER METAL MANUFACTURES	253	327	147
741 HEATING, COOLING EQUIPMNT	483	1 387	634	700 INDUSTRIAL PLANT, CHAP 84	1 703	1 832	844
742 PUMPS FOR LIQUIDS ETC	347	1 349	595	703 INDUSTRIAL PLANT, CHAP 85	218	468	212
743 PUMPS NES, CENTRIFUGES ETC	538	963	453	713 INTRNL COMBUS PISTN ENGN	75	427	206
744 MECHANICAL HANDLING EQU	3 019	3 911	1 811	716 ROTATING ELECTRIC PLANT	1 319	2 020	986
745 NONELEC MACHY, TOOLS NES	835	4 348	2 013	718 OTH POWER GENERATG MACHY	5 487	9 878	4 695
749 NONELEC MACH PTS, ACC NES	529	1 434	658	722 TRACTORS NON-ROAD	165	193	86
751 OFFICE MACHINES	57	592	275	723 CIVIL ENGINEERG EQUIP ETC	1 613	2 557	1 192
752 AUTOMTIC DATA PROC EQUIP	22	919	450	726 PRINTG, BKBINDG MACHY, PTS	79	148	69
759 OFFICE & ADP MCH PTS, ACC	7	147	68	727 FOOD MACHRY NON-DOMESTIC	198	1 264	589
764 TELECOM EQPT, PTS, ACC NES	57	816	370	728 OTH MACHY FOR SPCL INDUS	80	305	141
771 ELECTRIC POWER MACHY NES	92	472	226	736 MACHINE TOOLS FOR METAL	36	122	58
772 SWITCHGEAR ETC & PTS NES	237	1 978	950	741 HEATING, COOLING EQUIPMNT	82	192	95
773 ELECTR DISTRIBUTING MACH	706	834	395	742 PUMPS FOR LIQUIDS ETC	197	349	165
774 ELECTRO-MEDCL, XRAY EQUIP	3	109	53	743 PUMPS NES, CENTRIFUGES ETC	178	793	370
775 HOUSEHOLD TYPE EQUIP NES	84	179	80	744 MECHANICAL HANDLING EQU	962	2 246	1 100
778 ELECTRICAL MACHINERY NES	4 965	1 909	889	745 NONELEC MACHY, TOOLS NES	247	1 090	499
781 PASS MOTOR VEH EXC BUSES	2 739	5 248	2 453	749 NONELEC MACH PTS, ACC NES	383	715	339
782 LORRIES, SPCL MTR VEH NES	13 823	15 621	7 001	751 OFFICE MACHINES	33	194	90
783 ROAD MOTOR VEHICLES NES	8 903	14 574	6 966	752 AUTOMTIC DATA PROC EQUIP	5	80	39
784 MOTOR VEHCL PTS, ACC NES	8 067	13 011	6 155	764 TELECOM EQPT, PTS, ACC NES	4	163	75
785 MOTOR & OTHER CYCLES ETC	103	175	84	772 SWITCHGEAR ETC & PTS NES	9	73	33
786 VEH NES NONMOTR, TRAILERS	5 098	3 427	1 628	773 ELECTR DISTRIBUTING MACH	1 109	869	434
791 RAILWAY VEHICLES	394	1 251	567	774 ELECTRO-MEDCL, XRAY EQUIP	23	245	112
812 PLUMBG, HEATING, LGHTNG EQU	40	98	44	775 HOUSEHOLD TYPE EQUIP NES	27	72	32
821 FURNITURE	948	2 077	1 007	778 ELECTRICAL MACHINERY NES	608	420	184
842 MENS OUTERWEAR NOT KNIT	10	82	41	781 PASS MOTOR VEH EXC BUSES	2 215	6 368	3 014
848 HEADGEAR, NONTXTL CLOTHNG	35	85	40	782 LORRIES, SPCL MTR VEH NES	1 596	1 078	499
851 FOOTWEAR	74	136	62	783 ROAD MOTOR VEHICLES NES	488	66	31
871 OPTICAL INSTRUMENTS	6	354	155	784 MOTOR VEHCL PTS, ACC NES	1 346	2 155	1 005
872 MEDICAL INSTRUMENTS NES	207	8 117	3 653	785 MOTOR & OTHER CYCLES ETC	256	263	131
874 MEASURNG, CONTROLNG INSTR	354	1 506	680	791 RAILWAY VEHICLES	292	674	339
881 PHOTO APPAR & EQUIPT NES	6	158	76	821 FURNITURE	198	122	56
882 PHOTO, CINEMA SUPPLIES	185	542	250	831 TRAVEL GOODS, HANDBAGS	46	97	46
884 OPTICAL GOODS NES	4	85	40	874 MEASURNG, CONTROLNG INSTR	36	298	138
892 PRINTED MATTER	91	108	50	882 PHOTO, CINEMA SUPPLIES	56	133	60
893 ARTICLES OF PLASTIC NES	465	465	215	892 PRINTED MATTER	596	1 030	481
895 OFFICE SUPPLIES NES	13	122	54	893 ARTICLES OF PLASTIC NES	5 796	1 178	533
898 MUSICAL INSTRUMENTS, PTS	35	166	74	894 TOYS, SPORTING GOODS, ETC	75	186	87
899 OTHER MANUFACTURED GOODS	22	85	41	895 OFFICE SUPPLIES NES	40	158	69
				897 GOLD, SILVER WARE, JEWELRY	7	454	211
TOGO				BENIN			
IMPORTS	152 203	47 673	21 747	IMPORTS	192 079	83 868	39 109
057 FRUIT, NUTS, FRESH, DRIED	535	166	74	071 COFFEE AND SUBSTITUTES	763	607	272
071 COFFEE AND SUBSTITUTES	16 378	11 503	5 184	072 COCOA	153 944	75 839	35 430
072 COCOA	37 468	25 027	11 530	248 WOOD SHAPED	903	117	53
263 COTTON	24 417	6 501	2 912	263 COTTON	25 508	6 288	2 855
271 FERTILIZERS, CRUDE	70 957	1 708	751	424 FIXED VEG OIL NONSOFT	10 000	643	323
292 CRUDE VEG MATERIALS NES	120	200	90	512 ALCOHOLS, PHENOLS, ETC	761	173	78
941 ZOO ANIMALS, PETS	19	143	64				
EXPORTS	346 877	95 279	44 284	EXPORTS	93 090	35 731	16 445
011 MEAT FRESH, CHILLO, FROZEN	20 436	1 809	820	035 FISH SALTED, DRIED, SMOKED	1 500	740	358
022 MILK AND CREAM	2 790	303	146	047 OTHER CEREAL MEALS, FLOUR	10 000	317	136
048 CEREAL ETC PREPARATIONS	18 949	1 047	486	054 VEG ETC FRSH, SMPLY PRSVD	310	407	177
054 VEG ETC FRSH, SMPLY PRSVD	112	165	73	061 SUGAR AND HONEY	4 960	207	91
056 VEGETABLES ETC PRSVD, PREPD	480	75	36	112 ALCOHOLIC BEVERAGES	1 735	272	123
058 FRUIT PRESERVED, PREPARED	410	71	31	269 WASTE OF TEXTILE FABRICS	5 595	1 374	638



## 7 IMPORTS AND EXPORTS (SPECIAL TRADE) BY COUNTRIES OF PRODUCTION AND CONSUMPTION AND BY GROUPS OF THE SITC-REV. II 1986

GROUP DESCRIPTION	DT = 100 KG	1 000 DM	1 000 \$	GROUP DESCRIPTION	DT = 100 KG	1 000 DM	1 000 \$
278 OTHER CRUDE MINERALS	10 341	209	93	022 MILK AND CREAM	25 965	10 699	4 681
292 CRUDE VEG MATERIALS NES	50	200	90	023 BUTTER	769	458	226
514 NITROGEN-FUNCTN COMPOUNDS	191	233	102	024 CHEESE AND CURD	335	241	113
515 ORG-INORG COMPOUNDS ETC	58	83	41	025 EGGS,BIRDS,FRESH,PRSRVD	120	101	50
522 INORG ELEMNTS,OXIDES,ETC	4 523	259	120	037 FISH ETC PREPD PRSVD NES	111	85	40
531 SYNT DYE,NAT INDGO,LAKES	361	1 751	790	041 WHEAT ETC UNMILLED	56 750	1 136	527
533 PIGMENTS,PAINTS,ETC	322	180	84	046 WHEAT ETC MEAL OR FLOUR	129 040	4 017	1 965
541 MEDICINAL ETC PRODUCTS	129	512	236	047 OTHER CEREAL MEALS,FLOUR	19 977	514	218
553 PERFUMERY,COSMETICS,ETC	191	726	336	048 CEREAL ETC PREPARATIONS	6 170	467	201
554 SOAPS,CLEANING ETC PREPS	1 103	522	239	054 VEG ETC FRSH,SMPLY PRSVD	688	1 097	494
562 FERTILIZERS MANUFACTURED	15 000	665	272	061 SUGAR AND HONEY	355 807	15 757	7 483
582 PROD OF CONDENSATION ETC	383	317	141	071 COFFEE AND SUBSTITUTES	42	142	66
583 PROD OF POLYMERIZING ETC	1 293	475	218	073 CHOCOLATE AND PRODUCTS	276	195	93
591 PESTICIDES,DISINFECTANTS	184	345	153	081 FEEDING STUFF FOR ANIMLS	37 296	3 247	1 462
598 MISC CHEMICAL PRODS NES	390	278	131	098 EDIBLE PRODCTS,PREPS NES	2 709	2 484	1 153
625 RUBBER TYRES,TUBES	12 439	1 186	544	111 NON-ALCOHL BEVERAGES NES	937	125	57
635 WOOD MANUFACTURES NES	196	99	49	112 ALCOHOLIC BEVERAGES	3 751	1 433	679
652 COTTON FABRICS,WOVEN	882	3 871	1 750	233 RUBBER,SYNTHTIC,RECLAIMO	1 269	584	277
653 WOVN MAN-MADE FIB FABRIC	271	271	124	248 WOOD SHAPED	663	96	39
655 KNIT ETC FABRICS	34	64	30	266 SYNTHETIC FIBRE TO SPIN	4 888	1 177	572
662 CLAY,REFRACTORY BLDG PRD	242	66	31	269 WASTE OF TEXTILE FABRICS	297	68	32
663 OTH NONMETAL MINERAL MFS	42	78	34	273 STONE,SAND AND GRAVEL	10 016	263	117
664 GLASS	574	71	31	274 SULPHUR ETC	1 108	84	40
673 IRON AND STEEL SHAPES	512	145	65	278 OTHER CRUDE MINERALS	29 251	699	336
678 IRON,STL TUBES,PIPES,ETC	2 494	429	197	292 CRUDE VEG MATERIALS NES	698	2 857	1 324
691 STRUCTURES AND PARTS NES	774	379	172	334 PETROLEUM PRODUCTS,REFIN	18 084	4 167	1 883
695 TOOLS	124	453	220	335 RESIDUAL PETRLM PROD NES	21 248	4 486	1 927
696 CUTLERY	275	535	249	411 ANIMAL OILS AND FATS	6 504	760	372
699 OTHER METAL MANUFACTURES	343	389	186	423 FIXED VEG OILS,SOFT	3 335	457	216
713 INTRNL COMBUS PISTN ENGN	7	84	40	424 FIXED VEG OIL NONSOFT	513	65	33
716 ROTATING ELECTRIC PLANT	325	642	307	431 PROCESD ANML VEG OIL,ETC	1 910	330	149
723 CIVIL ENGINEERG EQUIP ETC	705	854	391	511 HYDROCARBONS NES,DERIVS	7 111	1 970	916
724 TEXTILE,LEATHER MACHNRY	57	267	123	512 ALCOHOLS,PHENOLS,ETC	4 046	2 241	1 031
725 PAPER ETC MILL MACHINERY	53	145	70	513 ORGANIC ACIDS,ETC	11 654	3 231	1 457
726 PRINTG,BKBDNG MACHV,PTS	71	205	102	514 NITROGEN-FUNCTN COMPOUNDS	28 281	16 772	8 039
727 FOOD MACHRY NON-DOMESTIC	21	85	38	515 ORG-INORG COMPOUNDS ETC	1 368	2 835	1 547
728 OTH MACHY FOR SPCL INDUS	253	657	315	516 OTHER ORGANIC CHEMICALS	1 326	800	374
736 MACHINE TOOLS FOR METAL	217	310	136	522 INORG ELEMNTS,OXIDES,ETC	116 204	9 098	4 312
741 HEATING,COOLING EQUIPMNT	14	106	48	523 OTHR INORGANIC CHEMICALS	266 016	13 836	6 329
742 PUMPS FOR LIQUIDS ETC	105	425	208	531 SYNT DYE,NAT INDGO,LAKES	6 292	27 086	12 848
743 PUMPS NES,CENTRIFUGES ETC	163	434	205	532 DYES NES,TANNING PRODS	2 126	541	267
744 MECHANICAL HANDLING EQU	292	474	229	533 PIGMENTS,PAINTS,ETC	15 094	7 362	3 368
745 NONELEC MACHY TOOLS NES	154	461	206	541 MEDICINAL ETC PRODUCTS	7 677	28 343	12 741
749 NONELEC MACH PTS,ACC NES	190	230	106	551 ESSENTL OIL,PERFUME,ETC	1 924	5 693	2 685
751 OFFICE MACHINES	23	292	142	553 PERFUMERY,COSMETICS,ETC	621	664	295
761 TELEVISION RECEIVERS	23	85	42	554 SOAPS,CLEANING ETC PREPS	7 524	4 519	2 134
764 TELECOM EQPT PTS,ACC NES	12	402	192	562 FERTILIZERS MANUFACTURED	5 121	195	88
772 SWITCHGEAR ETC & PTS NES	16	96	46	572 EXPLOSIVES,PYROTECH PROD	8 473	9 524	4 400
778 ELECTRICAL MACHINERY NES	140	165	68	582 PROD OF CONDENSATION ETC	12 666	4 708	2 155
781 PASS MOTOR VEH EXC BUSES	508	1 113	527	583 PROD OF POLYMERIZING ETC	169 489	40 750	19 457
782 LORRIES,SPCL MTR VEH NES	1 254	2 437	1 106	584 CELLULOSE DERIVATIVES ETC	2 734	2 258	1 026
784 MOTOR VEHCL PTS,ACC NES	193	802	381	585 PLASTIC MATERIALS NES	3 044	1 737	815
785 MOTOR & OTHER CYCLES ETC	264	142	66	591 PESTICIDES,DISINFECTANTS	4 512	10 049	4 638
786 VEH NES NONMOTR,TRAILERS	109	160	76	592 STARCH,INULIN,GLUTEN,ETC	5 851	1 580	732
812 PLUMBNG,HEATING, LGHTNG EQU	114	173	77	598 MISC CHEMICAL PRODS NES	20 951	8 599	3 973
821 FURNITURE	99	148	71	603 INDUSTRIAL PLANT,CHAP 69	300	119	58
872 MEDICAL INSTRUMENTS NES	53	427	193	605 INDUSTRIAL PLANT,CHAP 73	3 070	3 665	1 745
873 METERS & COUNTERS NES	75	212	103	606 INDUSTRIAL PLANT,CHAP 76	172	172	76
874 MEASURING,CONTROLLNG INSTR	22	359	170	607 INDUSTRIAL PLANT,CHAP 82	87	623	272
882 PHOTO,CINEMA SUPPLIES	82	181	83	611 LEATHER	516	329	159
892 PRINTED MATTER	487	492	223	621 MATERIALS OF RUBBER	1 012	948	450
893 ARTICLES OF PLASTIC NES	5 486	1 176	561	625 RUBBER TYRES,TUBES	7 648	4 341	1 991
897 GOLD,SILVER WARE,JEWELRY	25	1 632	757	628 RUBBER ARTICLES NES	1 027	2 426	1 121
				634 VENEERS,PLYWOOD,ETC	2 235	900	432
				635 WOOD MANUFACTURES NES	1 003	552	249
				641 PAPER AND PAPERBOARD	30 663	9 353	4 241
				642 ARTICLES OF PAPER ETC	1 657	1 164	540
				651 TEXTILE YARN AND THREAD	703	1 179	534
				652 COTTON FABRICS,WOVEN	157	502	226
				653 WOVN MAN-MADE FIB FABRIC	749	1 148	538
				656 LACE,RIBBONS,TULLE,ETC	23	89	43
				657 SPECIAL TEXTILE ETC PROD	1 071	3 097	1 420
				658 TEXTILE ARTICLES NES	69	264	122
				661 CEMENT ETC BUILDING PROD	1 000 304	12 666	5 976
				662 CLAY,REFRACTORY BLDG PRD	50 451	7 366	3 248
				663 OTH NONMETAL MINERAL MFS	7 961	3 588	1 656
				664 GLASS	21 927	3 179	1 404
				665 GLASSWARE	847	302	138
				666 POTTERY	228	273	121
				667 PEARL,PREC-,SEMI-P STONE	13	79	38
				672 IRON,STL PRIMARY FORMS	99 430	3 609	1 812
				673 IRON AND STEEL SHAPES	106 422	9 383	4 177
				674 IRN,STL UNIV,PLATE,SHEET	141 096	14 553	6 848
				675 IRON,STEEL HOOP,STRIP	9 080	670	334
				676 RAILWAY RAILS ETC IRN,STL	593	437	215
				677 IRN,STL WIRE EXCL W ROD	9 869	2 368	1 056
				678 IRON,STL TUBES,PIPES,ETC	190 748	29 604	13 559
				679 IRN,STL CASTINGS UNWORKE	2 649	734	319
				682 COPPER EXC CEMENT COPPER	4 981	2 951	1 437
				684 ALUMINIUM	3 450	3 544	1 535
				685 LEAD	3 561	575	272
				686 ZINC	1 863	376	167
				691 STRUCTURES AND PARTS NES	24 065	21 890	10 199
				692 METAL TANKS,BOXES,ETC	5 460	5 583	2 465
				693 WIRE PRODUCTS NON ELECTR	27 242	4 493	1 995
				694 STL,COPPR NAILS,NUTS,ETC	2 710	1 450	652
				695 TOOLS	1 966	5 758	2 647
				696 CUTLERY	80	152	70
				697 BASE MTL HOUSEHOLD EQUIP	1 468	1 432	667
				699 OTHER METAL MANUFACTURES	24 288	11 882	5 473
				700 INDUSTRIAL PLANT,CHAP 84	3 352	20 525	9 824
				703 INDUSTRIAL PLANT,CHAP 85	1 484	8 482	3 995
				711 STEAM BOILERS & AUX PLNT	1 803	5 472	2 503
				712 STEAM ENGINES,TURBINES	113	10 505	4 773
				713 INTRNL COMBUS PISTN ENGN	1 607	9 943	4 455
NIGERIA							
IMPORTS							
034 FISH FRESH,CHILLED,FROZN	31	407	186	652 COTTON FABRICS,WOVEN	157	502	226
071 COFFEE AND SUBSTITUTES	871	561	278	653 WOVN MAN-MADE FIB FABRIC	749	1 148	538
072 COCOA	79 284	49 347	22 948	656 LACE,RIBBONS,TULLE,ETC	23	89	43
081 FEEDING STUFF FOR ANIMLS	288 665	7 236	3 323	657 SPECIAL TEXTILE ETC PROD	1 071	3 097	1 420
223 SEEDS FOR OTH FIXED OILS	2 019	86	39	658 TEXTILE ARTICLES NES	69	264	122
232 NATURAL RUBBER,GUMS	7 689	1 369	642	661 CEMENT ETC BUILDING PROD	1 000 304	12 666	5 976
242 OTH WOOD ROUGH,SQUARED	457	111	49	662 CLAY,REFRACTORY BLDG PRD	50 451	7 366	3 248
278 OTHER CRUDE MINERALS	1 666	131	61	663 OTH NONMETAL MINERAL MFS	7 961	3 588	1 656
287 BASE METAL DRES,CONC NES	2 729	1 563	732	664 GLASS	21 927	3 179	1 404
288 NONFERR METAL SCRAP NES	46 346	10 765	5 012	665 GLASSWARE	847	302	138
292 CRUDE VEG MATERIALS NES	15 520	11 494	5 400	666 POTTERY	228	273	121
333 CRUDE PETROLEUM	97 141 096	2 664 594	1 200 248	667 PEARL,PREC-,SEMI-P STONE	13	79	38
424 FIXED VEG OIL NONSOFT	6 217	607	267	672 IRON,STL PRIMARY FORMS	99 430	3 609	1 812
512 ALCOHOLS,PHENOLS,ETC	28 561	6 244	2 803	673 IRON AND STEEL SHAPES	106 422	9 383	4 177
598 MISC CHEMICAL PRODS NES	5 151	898	401	674 IRN,STL UNIV,PLATE,SHEET	141 096	14 553	6 848
667 PEARL,PREC-,SEMI-P STONE	252	9 404	4 319	675 IRON,STEEL HOOP,STRIP	9 080	670	334
687 TIN	1 325	2 791	1 199	676 RAILWAY RAILS ETC IRN,STL	593	437	215
689 NON-FER BASE METALS NES	3 193	1 221	565	677 IRN,STL WIRE EXCL W ROD	9 869	2 368	1 056
714 ENGINES & MOTORS NES	13	957	429	678 IRON,STL TUBES,PIPES,ETC	190 748	29 604	13 559
716 ROTATING ELECTRIC PLANT	210	538	233	679 IRN,STL CASTINGS UNWORKE	2 649	734	319
743 PUMPS NES,CENTRIFUGES ETC	50	74	34	682 COPPER EXC CEMENT COPPER	4 981	2 951	1 437
749 NONELEC MACH PTS,ACC NES	228	169	76	684 ALUMINIUM	3 450	3 544	1 535
752 AUTOMTIC DATA PROC EQUIP	5	203	100	685 LEAD	3 561	575	272
759 OFFICE & ADP MCH PTS,ACC	8	639	309	686 ZINC	1 863	376	167
764 TELECOM EQPT,PTS,ACC NES	9	825	388	691 STRUCTURES AND PARTS NES	24 065	21 890	10 199
771 ELECTRIC POWER MACHY NES	119	102	48	692 METAL TANKS,BOXES,ETC	5 460	5 583	2 465
781 PASS MOTOR VEH EXC BUSES	131	194	93	693 WIRE PRODUCTS NON ELECTR	27 242	4 493	1 995
792 AIRCRAFT	23	420	198	694 STL,COPPR NAILS,NUTS,ETC	2 710	1 450	652
871 OPTICAL INSTRUMENTS	1	76	37	695 TOOLS	1 966	5 758	2 647
874 MEASURING,CONTROLLNG INSTR	9	478	220	696 CUTLERY	80	152	70
881 PHOTO APPAR & EQUIPT NES	5	120	58	697 BASE MTL HOUSEHOLD EQUIP	1 468	1 432	667
882 PHOTO,CINEMA SUPPLIES	25	144	62	699 OTHER METAL MANUFACTURES	24 288	11 882	5 473
EXPORTS							
001 LIVE ANIMALS	9	97	44	700 INDUSTRIAL PLANT,CHAP 84	3 352	20 525	9 824
014 MEAT PREPD,PRSVD,NES ETC	63	73	32	703 INDUSTRIAL PLANT,CHAP 85	1 484	8 482	3 995
				711 STEAM BOILERS & AUX PLNT	1 803	5 472	2 503
				712 STEAM ENGINES,TURBINES	113	10 505	4 773
				713 INTRNL COMBUS PISTN ENGN	1 607	9 943	4 455



## 7 IMPORTS AND EXPORTS (SPECIAL TRADE) BY COUNTRIES OF PRODUCTION AND CONSUMPTION AND BY GROUPS OF THE SITC-REV. II 1986

GROUP DESCRIPTION	DT * 100 KG	1 000 DM	1 000 \$	GROUP DESCRIPTION	DT * 100 KG	1 000 DM	1 000 \$
714 ENGINES & MOTORS NES	108	10 949	5 062	511 HYDROCARBONS NES, DERIVS	3 641	790	350
716 ROTATING ELECTRIC PLANT	4 808	15 568	7 130	512 ALCOHOLS, PHENOLS, ETC	2 836	1 060	495
718 OTH POWER GENERATG MACHY	22	148	69	513 ORGANIC ACIDS, ETC	241	186	86
721 AGRIC MACHY, EXC TRACTORS	12 290	18 118	8 726	514 NITROGEN-FUNCTN COMPOUNDS	1 677	3 895	1 746
722 TRACTORS NON-ROAD	71	240	102	515 ORG-INORG COMPOUNDS ETC	161	435	205
723 CIVIL ENGINEERG EQUIP ETC	7 387	12 383	5 745	516 OTHER ORGANIC CHEMICALS	143	114	53
724 TEXTILE, LEATHER MACHNRY	19 008	58 727	27 867	522 INORG ELEMNTS, OXIDES, ETC	6 491	1 009	486
725 PAPER ETC MILL MACHINERY	969	4 711	2 185	523 OTHR INORGANIC CHEMICALS	34 186	2 512	1 152
726 PRINTG, BKBINDG MACHY, PTS	1 731	10 434	4 755	531 SYNT DYE, NAT INDOGO, LAKES	814	4 113	1 879
727 FOOD MACHRY NON-DOMESTIC	2 127	7 668	3 442	532 DYES NES, TANNING PRODS	510	111	54
728 OTH MACHY FOR SPCL INDUS	14 677	40 151	18 237	533 PIGMENTS, PAINTS, ETC	702	454	207
736 MACHINE TOOLS FOR METAL	5 237	28 326	12 822	541 MEDICINAL CTD PRODUCTS	380	1 259	603
737 METALWORKING MACHNRY NES	1 238	5 688	2 650	551 ESSENTL OIL, PERFUME, ETC	34	105	47
741 HEATING COOLING EQUIPMNT	9 914	29 425	13 703	554 SOAPS, CLEANING ETC PREPS	5 559	1 648	775
742 PUMPS FOR LIQUIDS ETC	1 786	9 213	4 065	562 FERTILIZERS MANUFACTURED	9 196	257	110
743 PUMPS NES, CENTRIFUGES ETC	8 930	21 384	9 757	572 EXPLOSIVES, PYROTECH PROD	45	81	40
744 MECHANICAL HANDLING EQU	7 515	21 556	10 136	582 PROD OF CONDENSATION ETC	6 565	1 914	868
745 NONELEC MACHY, TOOLS NES	8 841	29 250	12 819	583 PROD OF POLYMERIZING ETC	6 213	1 573	717
749 NONELEC MACH PTS, ACC NES	3 318	11 971	5 385	584 CELLULOSE DERIVATIVES ETC	277	397	182
751 OFFICE MACHINES	382	1 473	661	591 PESTICIDES, DISINFECTANTS	3 764	3 539	1 651
752 AUTOMATIC DATA PROC EQUIP	130	11 117	5 239	592 STARCH, INULIN, GLUTEN, ETC	2 328	796	373
759 OFFICE & ADP MCH PTS, ACC	80	1 378	636	598 MISC CHEMICAL PRODS NES	2 668	1 886	863
761 TELEVISION RECEIVERS	657	1 587	695	621 MATERIALS OF RUBBER	135	185	89
762 RADIO BROADCAST RECEIVERS	29	247	110	625 RUBBER TYRES, TUBES	11 166	2 892	1 366
763 SOUND RECORDRS, PHONOGRPH	55	946	418	628 RUBBER ARTICLES NES	102	470	213
764 TELECOM EQPT, PTS, ACC NES	226	22 076	10 209	641 PAPER AND PAPERBOARD	7 066	2 250	1 047
771 ELECTRIC POWER MACHY NES	11 694	8 334	3 756	642 ARTICLES OF PAPER ETC	6 530	3 245	1 504
772 SWITCHGEAR ETC & PTS NES	1 685	13 151	6 050	651 TEXTILE YARN AND THREAD	340	358	158
773 ELECTR DISTRIBUTING MACH	9 718	12 875	6 068	652 COTTON FABRICS, WOVEN	1 571	5 437	2 506
774 ELECTRO-MEDCL, XRAY EQUIP	265	5 844	2 680	653 WOVN MAN-MADE FIB FABRIC	2 188	2 941	1 373
775 HOUSEHOLD TYPE EQUIP NES	195	483	216	655 KNIT ETC FABRICS	914	1 008	472
776 TRANSISTORS, VALVES, ETC	2	631	281	657 SPECIAL TEXTILE ETC PROD	3 029	3 563	1 653
778 ELECTRICAL MACHINERY NES	17 602	22 361	10 256	662 CLAY, REFRACTORY BLDG PRD	5 349	729	348
781 PASS MOTOR VEH EXC BUSES	4 341	13 624	6 364	663 OTH NONMETAL MINERAL MFS	437	584	264
782 LORRIES, SPCL MTR VEH NES	28 105	39 927	18 181	664 GLASS	2 683	389	176
783 ROAD MOTOR VEHICLES NES	8 375	12 776	5 791	665 GLASSWARE	2 903	455	207
784 MOTOR VEHCL PTS, ACC NES	20 018	50 071	22 551	672 IRON STL PRIMARY FORMS	12 060	886	442
785 MOTOR & OTHER CYCLES ETC	1 859	7 666	3 293	673 IRON AND STEEL SHAPES	1 075	105	48
786 VEH NES NONMOTR, TRAILERS	8 983	6 236	2 885	674 IRN, STL UNIV, PLATE, SHEET	23 294	3 147	1 497
792 AIRCRAFT	853	35 456	16 327	675 IRON, STEEL HOOP, STRIP	6 457	618	300
793 SHIPS AND BOATS	3 815	1 512	649	677 IRN, STL WIRE EXCL W ROD	2 978	399	171
801 INDUSTRIAL PLANT, CHAP 90	204	2 412	1 109	678 IRON, STL TUBES, PIPES, ETC	90 873	9 449	4 128
802 INDUSTRIAL PLANT CHAP 94	654	1 218	556	684 ALUMINIUM	1 954	5 604	2 619
812 PLUMB, HEATNG, LGHTNG EQU	2 545	19 110	8 520	691 STRUCTURES AND PARTS NES	4 220	941	416
821 FURNITURE	945	1 654	769	692 METAL TANKS, BOXES, ETC	160	96	42
842 MENS OUTERWEAR NOT KNIT	36	561	266	694 STL, COPPR NAILS, NUTS, ETC	835	236	108
844 UNDERWEAR NOT KNIT	6	94	44	695 TOOLS	432	972	442
845 OUTERWEAR KNIT NONELASTC	41	439	193	696 CUTLERY	258	506	225
848 HEADGEAR, NONXTL CLOTHNG	115	1 054	481	697 BASE MTL HOUSEHOLD EQUIP	759	520	242
851 FOOTWEAR	146	740	350	699 OTHER METAL MANUFACTURES	11 593	5 753	2 633
871 OPTICAL INSTRUMENTS	1	479	227	700 INDUSTRIAL PLANT, CHAP 84	1 923	5 654	2 487
872 MEDICAL INSTRUMENTS NES	626	3 089	1 386	703 INDUSTRIAL PLANT, CHAP 85	76	7 651	3 403
873 METERS & COUNTERS NES	19	372	166	713 INTRNL COMBUS PISTN ENGN	191	945	433
874 MEASURNG, CONTROLNG INSTR	1 193	36 834	17 298	716 ROTATING ELECTRIC PLANT	158	659	303
881 PHOTO APPAR & EQUIPT NES	151	1 966	888	721 AGRIC MACHY, EXC TRACTORS	127	232	113
882 PHOTO, CINEMA SUPPLIES	4 689	8 508	3 974	722 TRACTORS NON-ROAD	132	189	84
884 OPTICAL GOODS NES	2	181	78	723 CIVIL ENGINEERG EQUIP ETC	1 244	3 098	1 444
892 PRINTED MATTER	628	4 388	2 034	724 TEXTILE, LEATHER MACHNRY	382	2 117	1 009
893 ARTICLES OF PLASTIC NES	5 071	3 830	1 788	725 PAPER ETC MILL MACHINERY	259	836	367
894 TOYS, SPORTING GOODS, ETC	228	782	344	726 PRINTG, BKBINDG MACHY, PTS	360	1 291	587
895 OFFICE SUPPLIES NES	243	786	370	727 FOOD MACHRY NON-DOMESTIC	182	901	423
897 GOLD, SILVER WARE, JEWELRY	4	226	108	728 OTH MACHY FOR SPCL INDUS	2 036	6 242	2 978
898 MUSICAL INSTRUMENTS, PTS	421	1 608	725	736 MACHINE TOOLS FOR METAL	116	496	235
899 OTHER MANUFACTURED GOODS	173	641	307	741 HEATING, COOLING EQUIPMNT	744	3 774	1 729
				742 PUMPS FOR LIQUIDS ETC	93	589	277
				743 PUMPS NES, CENTRIFUGES ETC	1 922	3 622	1 614
				744 MECHANICAL HANDLING EQU	1 972	2 149	997
				745 NONELEC MACHY, TOOLS NES	2 703	14 291	6 510
				749 NONELEC MACH PTS, ACC NES	466	1 599	727
				751 OFFICE MACHINES	192	601	281
				761 TELEVISION RECEIVERS	1 546	4 904	2 260
				762 RADIO BROADCAST RECEIVRS	9	98	42
				763 SOUND RECORDRS, PHONOGRPH	20	293	142
				764 TELECOM EQPT, PTS, ACC NES	686	20 817	9 573
				771 ELECTRIC POWER MACHY NES	214	342	150
				772 SWITCHGEAR ETC & PTS NES	433	2 969	1 326
				773 ELECTR DISTRIBUTING MACH	250	516	227
				774 ELECTRO-MEDCL, XRAY EQUIP	9	141	67
				775 HOUSEHOLD TYPE EQUIP NES	90	279	121
				778 ELECTRICAL MACHINERY NES	2 969	2 739	1 265
				781 PASS MOTOR VEH EXC BUSES	7 090	11 258	5 204
				782 LORRIES, SPCL MTR VEH NES	15 823	12 722	5 876
				783 ROAD MOTOR VEHICLES NES	2 613	3 119	1 460
				784 MOTOR VEHCL PTS, ACC NES	6 097	6 265	2 909
				785 MOTOR & OTHER CYCLES ETC	92	221	98
				786 VEH NES NONMOTR, TRAILERS	4 339	2 554	1 193
				793 SHIPS AND BOATS	205	155	70
				812 PLUMB, HEATNG, LGHTNG EQU	1 507	2 187	969
				821 FURNITURE	134	909	398
				831 TRAVEL GOODS, HANDBAGS	13	64	33
				846 UNDERWEAR KNITTED	47	182	83
				871 OPTICAL INSTRUMENTS	271	3 629	1 780
				872 MEDICAL INSTRUMENTS NES	30	264	121
				873 METERS & COUNTERS NES	212	243	110
				874 MEASURNG, CONTROLNG INSTR	2 169	27 483	12 546
				881 PHOTO APPAR & EQUIPT NES	25	176	74
				882 PHOTO, CINEMA SUPPLIES	916	1 566	731
				884 OPTICAL GOODS NES	162	162	68
				892 PRINTED MATTER	621	833	392
				893 ARTICLES OF PLASTIC NES	1 581	1 083	497
				894 TOYS, SPORTING GOODS, ETC	52	124	58
				895 OFFICE SUPPLIES NES	178	738	343
				898 MUSICAL INSTRUMENTS, PTS	21	109	50
				899 OTHER MANUFACTURED GOODS	188	378	168
CAMEROON							
IMPORTS							
036 SHELL FISH FRESH, FROZEN	49	81	35	751 OFFICE MACHINES	192	601	281
071 COFFEE AND SUBSTITUTES	220 698	181 148	83 934	761 TELEVISION RECEIVERS	1 546	4 904	2 260
072 COCOA	156 668	89 840	40 607	762 RADIO BROADCAST RECEIVRS	9	98	42
075 SPICES	421	401	179	763 SOUND RECORDRS, PHONOGRPH	20	293	142
121 TOBACCO UNMNFCTRD, REFUSE	597	1 846	894	764 TELECOM EQPT, PTS, ACC NES	686	20 817	9 573
232 NATURAL RUBBER, GUMS	18 822	3 560	1 633	771 ELECTRIC POWER MACHY NES	214	342	150
247 OTH WOOD ROUGH, SQUARED	596 857	34 785	15 871	772 SWITCHGEAR ETC & PTS NES	433	2 969	1 326
248 WOOD SHAPED	58 525	4 018	1 864	773 ELECTR DISTRIBUTING MACH	250	516	227
263 COTTON	83 140	17 160	8 052	774 ELECTRO-MEDCL, XRAY EQUIP	9	141	67
292 CRUDE VEG MATERIALS NES	576	434	191	775 HOUSEHOLD TYPE EQUIP NES	90	279	121
333 CRUDE PETROLEUM	2 281 749	44 878	21 948	778 ELECTRICAL MACHINERY NES	2 969	2 739	1 265
424 FIXED VEG OIL NONSOFT	174 179	9 134	4 295	781 PASS MOTOR VEH EXC BUSES	7 090	11 258	5 204
431 PROCESD ANML VEG OIL, ETC	186	114	57	782 LORRIES, SPCL MTR VEH NES	15 823	12 722	5 876
634 VENEERS, PLYWOOD, ETC	10 803	2 232	1 022	783 ROAD MOTOR VEHICLES NES	2 613	3 119	1 460
635 WOOD MANUFACTURES NES	1 219	173	80	784 MOTOR VEHCL PTS, ACC NES	6 097	6 265	2 909
651 TEXTILE YARN AND THREAD	747	431	197	785 MOTOR & OTHER CYCLES ETC	92	221	98
652 COTTON FABRICS, WOVEN	345	283	138	786 VEH NES NONMOTR, TRAILERS	4 339	2 554	1 193
684 ALUMINIUM	80 723	23 499	11 152	793 SHIPS AND BOATS	205	155	70
764 TELECOM EQPT, PTS, ACC NES	10	2 582	1 159	812 PLUMB, HEATNG, LGHTNG EQU	1 507	2 187	969
941 ZOO ANIMALS, PETS	21	743	337	821 FURNITURE	134	909	398
				831 TRAVEL GOODS, HANDBAGS	13	64	33
				846 UNDERWEAR KNITTED	47	182	83
				871 OPTICAL INSTRUMENTS	271	3 629	1 780
				872 MEDICAL INSTRUMENTS NES	30	264	121
				873 METERS & COUNTERS NES	212	243	110
				874 MEASURNG, CONTROLNG INSTR	2 169	27 483	12 546
				881 PHOTO APPAR & EQUIPT NES	25	176	74
				882 PHOTO, CINEMA SUPPLIES	916	1 566	731
				884 OPTICAL GOODS NES	162	162	68
				892 PRINTED MATTER	621	833	392
				893 ARTICLES OF PLASTIC NES	1 581	1 083	497
				894 TOYS, SPORTING GOODS, ETC	52	124	58
				895 OFFICE SUPPLIES NES	178	738	343
				898 MUSICAL INSTRUMENTS, PTS	21	109	50
				899 OTHER MANUFACTURED GOODS	188	378	168
EXPORTS							
011 MEAT FRESH, CHILLD, FROZEN	3 478	336	157	872 MEDICAL INSTRUMENTS NES	30	264	121
037 FISH ETC PREPD PRSVD NES	700	303	152	873 METERS & COUNTERS NES	212	243	110
054 VEG ETC FRSH, SMPLY PRSVD	1 025	1 235	578	874 MEASURNG, CONTROLNG INSTR	2 169	27 483	12 546
061 SUGAR AND HONEY	22 500	851	403	881 PHOTO APPAR & EQUIPT NES	25	176	74
112 ALCOHOLIC BEVERAGES	24 304	3 829	1 750	882 PHOTO, CINEMA SUPPLIES	916	1 566	731
122 TOBACCO MFRS	15 965	31 126	14 702	884 OPTICAL GOODS NES	162	162	68
233 RUBBER, SYNTHETIC, RECLAIMD	796	175	79	892 PRINTED MATTER	621	833	392
269 WASTE OF TEXTILE FABRICS	3 282	943	454	893 ARTICLES OF PLASTIC NES	1 581	1 083	497
278 OTHER CRUDE MINERALS	2 923	156					



## 7 IMPORTS AND EXPORTS (SPECIAL TRADE) BY COUNTRIES OF PRODUCTION AND CONSUMPTION AND BY GROUPS OF THE SITC-REV. II 1986

GROUP DESCRIPTION	DT = 100 KG	1 000 DM	1 000 \$	GROUP DESCRIPTION	DT = 100 KG	1 000 DM	1 000 \$
CENT AFR REP				EXPORTS	189 984	78 087	35 348
IMPORTS	149 735	26 037	11 834	011 MEAT FRESH, CHILLD, FROZEN	13 977	2 008	907
071 COFFEE AND SUBSTITUTES	13 342	9 376	4 248	022 MILK AND CREAM	3 029	546	254
072 COCOA	196	132	58	054 VEG ETC FRSH, SPLY PRSVD	483	511	231
247 OTH WOOD ROUGH, SQUARED	110 108	9 389	4 378	112 ALCOHOLIC BEVERAGES	19 635	2 809	1 287
248 WOOD SHAPED	1 010	105	46	278 OTHER CRUDE MINERALS	9 438	342	164
263 COTTON	24 285	5 885	2 573	292 CRUDE VEG MATERIALS NES	241	247	109
289 PREC METAL ORE, WASTE NES		229	101	335 RESIDUAL PETRLM PROD NES	6 365	595	272
431 PROCESD ANML VEG OIL, ETC	248	160	79	423 FIXED VEG OILS, SOFT	56 564	9 445	4 259
781 PASS MOTOR VEH EXC BUSES	46	210	100	424 FIXED VEG OIL NONSOFT	811	175	80
899 OTHER MANUFACTURED GOODS	2	211	96	511 HYDROCARBONS NES, DERIVS	616	141	59
971 GOLD, NON MONETARY NES		134	60	514 NITROGEN-FUNCTN COMPOUNDS	52	185	90
EXPORTS	20 408	13 287	6 234	516 OTHER ORGANIC CHEMICALS	160	74	32
054 VEG ETC FRSH, SPLY PRSVD	78	87	40	522 INORG ELEMNTS, OXIDES, ETC	1 585	272	122
112 ALCOHOLIC BEVERAGES	7 815	1 146	536	523 OTHR INORGANIC CHEMICALS	9 061	506	222
122 TOBACCO MFRS	768	94	48	531 SYNT DYE, NAT INDGO, LAKES	38	251	121
292 CRUDE VEG MATERIALS NES	43	140	64	541 MEDICINAL ETC PRODUCTS	251	461	211
334 PETROLEUM PRODUCTS, REFIN	163	72	34	554 SOAPS, CLEANING ETC PREPS	835	306	143
423 FIXED VEG OILS, SOFT	556	67	31	562 FERTILIZERS MANUFACTURED	3 502	178	78
431 PROCESD ANML VEG OIL, ETC	1 260	107	51	582 PROD OF CONDENSATION ETC	2 608	929	412
531 SYNT DYE, NAT INDGO, LAKES	21	159	73	583 PROD OF POLYMERIZING ETC	1 824	630	278
541 MEDICINAL ETC PRODUCTS	29	139	61	591 PESTICIDES, DISINFECTANTS	1 048	945	439
591 PESTICIDES, DISINFECTANTS	44	67	30	592 STARCH, INULIN, GLUTEN, ETC	390	117	55
625 RUBBER TYRES, TUBES	92	180	89	598 MISC CHEMICAL PRODS NES	584	129	62
628 RUBBER ARTICLES NES	18	77	35	621 MATERIALS OF RUBBER	60	86	40
653 WOVN MAN-MADE FIB FABRIC	21	97	44	625 RUBBER TYRES, TUBES	366	240	110
684 ALUMINIUM	70	134	61	628 RUBBER ARTICLES NES	213	326	144
691 STRUCTURES AND PARTS NES	1 292	415	176	641 PAPER AND PAPERBOARD	584	336	158
695 TOOLS	42	66	33	642 ARTICLES OF PAPER ETC	2 366	1 122	511
697 BASE MTL HOUSEHOLD EQUIP	165	94	46	652 COTTON FABRICS, WOVEN	60	261	121
712 STEAM ENGINES, TURBINES	2	70	34	653 WOVN MAN-MADE FIB FABRIC	227	243	105
713 INTRNL COMBUS PISTN ENGN	85	286	128	661 CEMENT ETC BUILDING PROD	6 800	93	42
716 ROTATING ELECTRIC PLANT	42	72	35	662 CLAY, REFRACTORY BLDG PRD	2 957	454	201
723 CIVIL ENGINEERG EQUIP ETC	466	728	357	663 OTH NONMETAL MINERAL MFS	320	328	147
724 TEXTILE, LEATHER MACHNRY	22	125	62	664 GLASS	1 912	227	106
728 OTH MACHY FOR SPCL INDUS	254	754	347	671 PIG IRON ETC	4 052	820	386
736 MACHINE, TOOLS FOR METAL	259	145	73	674 IRN, STL UNIV, PLATE, SHEET	670	152	68
741 HEATING, COOLING EQUIPMNT	33	81	37	675 IRON, STEEL HOOP, STRIP	702	98	44
743 PUMPS NES, CENTRIFUGES ETC	309	613	299	678 IRON, STL TUBES, PIPES, ETC	13 257	2 154	935
744 MECHANICAL HANDLING EQU	150	228	108	679 IRN, STL CASTINGS UNWORKE	2 500	294	146
745 NONELEC MACHY, TOOLS NES	9	138	61	691 STRUCTURES AND PARTS NES	572	482	233
751 OFFICE MACHINES	6	63	33	692 METAL TANKS, BOXES, ETC	367	209	99
781 PASS MOTOR VEH EXC BUSES	374	850	408	693 WIRE PRODUCTS NON ELECTR	837	252	111
782 LORRIES, SPCL MTR VEH NES	2 260	3 458	1 626	695 TOOLS	373	961	430
783 ROAD MOTOR VEHICLES NES	335	123	51	699 OTHER METAL MANUFACTURES	339	467	210
784 MOTOR VEHCL PTS, ACC NES	392	487	235	713 INTRNL COMBUS PISTN ENGN	278	1 461	640
785 MOTOR & OTHER CYCLES ETC	115	381	187	714 ENGINES & MOTORS NES	15	3 549	1 655
882 PHOTO, CINEMA SUPPLIES	18	94	42	721 AGRIC MACHY, EXC TRACTORS	543	1 611	712
892 PRINTED MATTER	85	90	39	723 CIVIL ENGINEERG EQUIP ETC	485	1 565	700
EQUAT GUINEA				724 TEXTILE, LEATHER MACHNRY	29	195	96
IMPORTS	308 813	23 452	10 629	726 PRINTG, BKBINDG MACHY, PTS	23	83	38
071 COFFEE AND SUBSTITUTES	5 252	3 257	1 577	727 FOOD MACHRY NON-DOMESTIC	1 241	4 358	1 948
072 COCOA	10 100	5 915	2 510	728 OTH MACHY FOR SPCL INDUS	445	1 508	687
247 OTH WOOD ROUGH, SQUARED	279 524	12 186	5 569	736 MACHINE TOOLS FOR METAL	55	211	101
634 VENEERS, PLYWOOD, ETC	13 922	2 092	973	741 HEATING, COOLING EQUIPMNT	560	986	454
EXPORTS	9 692	4 618	2 118	742 PUMPS FOR LIQUIDS ETC	13	295	135
112 ALCOHOLIC BEVERAGES	5 634	834	379	743 PUMPS NES, CENTRIFUGES ETC	75	338	159
334 PETROLEUM PRODUCTS, REFIN	420	83	41	744 MECHANICAL HANDLING EQU	186	187	86
625 RUBBER TYRES, TUBES	151	93	43	745 NONELEC MACHY, TOOLS NES	417	2 852	1 317
695 TOOLS	70	110	50	749 NONELEC MACH PTS, ACC NES	55	430	192
703 INDUSTRIAL PLANT, CHAP 85	62	100	49	751 OFFICE MACHINES	49	198	92
713 INTRNL COMBUS PISTN ENGN	32	111	38	759 OFFICE & ADP MCH PTS, ACC	2	173	79
716 ROTATING ELECTRIC PLANT	39	79	67	764 TELECOM EQPT, PTS, ACC NES	18	515	221
722 TRACTORS NON-ROAD	200	153	78	772 SWITCHGEAR ETC & PTS NES	8	111	50
749 NONELEC MACH PTS, ACC NES	15	64	31	774 ELECTRO-MEDCL, XRAY EQUIP	6	99	47
772 SWITCHGEAR ETC & PTS NES	16	69	32	775 HOUSEHOLD TYPE EQUIP NES	35	114	48
781 PASS MOTOR VEH EXC BUSES	256	949	427	778 ELECTRICAL MACHINERY NES	1 495	1 241	556
782 LORRIES, SPCL MTR VEH NES	210	185	89	781 PASS MOTOR VEH EXC BUSES	1 510	5 683	2 601
783 ROAD MOTOR VEHICLES NES	784	335	154	782 LORRIES, SPCL MTR VEH NES	3 401	4 873	2 182
784 MOTOR VEHCL PTS, ACC NES	184	295	142	783 ROAD MOTOR VEHICLES NES	659	1 055	466
786 VEH NES NONMOTR, TRAILERS	344	214	99	784 MOTOR VEHCL PTS, ACC NES	1 742	5 061	2 304
S TOME PRINC				786 VEH NES NONMOTR, TRAILERS	780	643	295
IMPORTS	10 375	5 232	2 457	831 TRAVEL GOODS, HANDBAGS	122	161	71
072 COCOA	10 373	5 227	2 455	872 MEDICAL INSTRUMENTS NES	12	110	55
EXPORTS	7 908	696	332	874 MEASURNG, CONTROLNG INSTR	14	625	282
046 WHEAT ETC MEAL OR FLOUR	7 300	202	101	881 PHOTO APPAR & EQUIPT NES	14	74	32
GABON				882 PHOTO, CINEMA SUPPLIES	91	233	105
IMPORTS	885 672	33 857	15 959	892 PRINTED MATTER	154	139	69
072 COCOA	4 184	2 595	1 150	893 ARTICLES OF PLASTIC NES	524	406	176
247 OTH WOOD ROUGH, SQUARED	238 772	13 791	6 366	895 OFFICE SUPPLIES NES	78	373	163
287 BASE METAL ORES, CONC NES	197 143	2 407	1 160	CONGO			
333 CRUDE PETROLEUM	431 320	9 824	4 925	IMPORTS	397 247	36 386	16 664
634 VENEERS, PLYWOOD, ETC	13 814	3 083	1 398	071 COFFEE AND SUBSTITUTES	572	337	157
714 ENGINES & MOTORS NES	16	1 562	691	072 COCOA	1 360	601	293
716 ROTATING ELECTRIC PLANT	36	102	47	247 OTH WOOD ROUGH, SQUARED	331 570	22 492	10 170
781 PASS MOTOR VEH EXC BUSES	79	65	30	248 WOOD SHAPED	15 087	1 627	750
EXPORTS				287 BASE METAL ORES, CONC NES	715	86	37
011 MEAT FRESH, CHILLD, FROZEN				288 NONFERR METAL SCRAP NES	297	62	30
035 FISH SALTED, DRIED, SMOKED				634 VENEERS, PLYWOOD, ETC	46 765	10 708	5 008
047 OTHER CEREAL MEALS, FLOUR				714 ENGINES & MOTORS NES	1	82	40
054 VEG ETC FRSH, SPLY PRSVD				744 MECHANICAL HANDLING EQU	628	95	43
112 ALCOHOLIC BEVERAGES				EXPORTS	89 614	39 495	18 105
121 TOBACCO UNMNFCTRD, REFUSE				011 MEAT FRESH, CHILLD, FROZEN	1 361	208	96
278 OTHER CRUDE MINERALS				035 FISH SALTED, DRIED, SMOKED	300	147	73
				047 OTHER CEREAL MEALS, FLOUR	3 000	147	65
				054 VEG ETC FRSH, SPLY PRSVD	58	98	43
				112 ALCOHOLIC BEVERAGES	14 127	2 113	985
				121 TOBACCO UNMNFCTRD, REFUSE	1 185	257	122
					15 606	359	166



## 7 IMPORTS AND EXPORTS (SPECIAL TRADE) BY COUNTRIES OF PRODUCTION AND CONSUMPTION AND BY GROUPS OF THE SITC-REV. 11 1986

GROUP DESCRIPTION	DT * 100 KG	1 000 DM	1 000 \$	GROUP DESCRIPTION	DT * 100 KG	1 000 DM	1 000 \$
292 CRUDE VEG MATERIALS NES	200	572	261	269 WASTE OF TEXTILE FABRICS	2 084	523	225
423 FIXED VEG OILS,SOFT	818	103	52	274 SULPHUR ETC	932	75	36
511 HYDROCARBONS NES,DERIVS	1 272	219	103	292 CRUDE VEG MATERIALS NES	72	216	99
512 ALCOHOLS,PHENOLS,ETC	203	88	38	334 PETROLEUM PRODUCTS,REFIN	1 013	327	155
514 NITROGEN-FUNCTN COMPOUNDS	25	93	39	335 RESIDUAL PETRLM PROD NES	1 903	330	149
523 OTHR INORGANIC CHEMICALS	1 690	79	38	423 FIXED VEG OILS,SOFT	609	90	43
531 SYNT DYE,NAT INDGO,LAKES	267	1 498	702	431 PROCESD ANML VEG OIL,ETC	2 019	444	206
541 MEDICINAL ETC PRODUCTS	134	230	105	511 HYDROCARBONS NES,DERIVS	3 371	1 063	486
554 SOAPS,CLEANING ETC PREPS	386	205	89	512 ALCOHOLS,PHENOLS,ETC	562	234	108
583 PROD OF POLYMERIZING ETC	594	320	150	513 ORGANIC ACIDS,ETC	847	189	89
585 PLASTIC MATERIALS NES	160	123	58	514 NITROGEN-FUNCTN COMPOUNDS	2 905	2 741	1 259
591 PESTICIDES,DISINFECTANTS	85	99	47	516 OTHER ORGANIC CHEMICALS	61	104	48
598 MISC CHEMICAL PRODS NES	845	660	294	522 INORG ELEMNTS,OXIDES,ETC	13 716	978	453
605 INDUSTRIAL PLANT,CHAP 73	60	107	50	523 OTHR INORGANIC CHEMICALS	20 942	1 212	568
621 MATERIALS OF RUBBER	30	182	83	531 SYNT DYE,NAT INDGO,LAKES	951	3 636	1 707
625 RUBBER TYRES,TUBES	66	69	36	532 DYES NES,TANNING PRODS	561	160	73
626 RUBBER ARTICLES NES	27	90	37	533 PIGMENTS,PAINTS,ETC	3 304	2 140	988
634 VENEERS,PLYWOOD,ETC	126	102	44	541 MEDICINAL ETC PRODUCTS	1 736	5 083	2 358
641 PAPER AND PAPERBOARD	121	77	34	551 ESSENTL OIL,PERFUME,ETC	145	388	178
642 ARTICLES OF PAPER ETC	188	201	96	554 SOAPS,CLEANING ETC PREPS	4 211	1 627	747
652 COTTON FABRICS,WOVEN	42	160	73	562 FERTILIZERS MANUFACTURED	52 178	1 481	698
657 SPECIAL TEXTILE ETC PROD	45	75	35	572 EXPLOSIVES,PYROTECH PROD	824	2 776	1 246
662 CLAY,REFRACTORY BLDG PRD	674	74	33	582 PROD OF CONDENSATION ETC	6 914	2 599	1 188
663 OTH NONMETAL MINERAL MFS	174	149	69	583 PROD OF POLYMERIZING ETC	18 508	4 615	2 089
664 GLASS	944	117	55	584 CELLULOSE DERIVATIVES ETC	289	286	132
673 IRON AND STEEL SHAPES	3 466	400	177	585 PLASTIC MATERIALS NES	412	444	202
674 IRN,STL UNIV,PLATE,SHEET	7 617	646	287	591 PESTICIDES,DISINFECTANTS	602	908	417
675 IRON,STEEL HOOP,STRIP	943	185	86	592 STARCH,INULIN,GLUTEN,ETC	3 152	1 408	666
678 IRON,STL TUBES,PIPES,ETC	19 620	3 026	1 402	598 MISC CHEMICAL PRODS NES	5 822	2 111	974
684 ALUMINIUM	167	132	59	621 MATERIALS OF RUBBER	313	353	159
691 STRUCTURES AND PARTS NES	342	209	99	625 RUBBER TYRES,TUBES	561	463	196
693 WIRE PRODUCTS NON ELECTR	355	121	56	628 RUBBER ARTICLES NES	231	474	216
695 TOOLS	170	278	130	634 VENEERS,PLYWOOD,ETC	492	152	69
697 BASE MTL HOUSEHOLD EQUIP	181	131	62	641 PAPER AND PAPERBOARD	3 210	1 611	752
699 OTHER METAL MANUFACTURES	84	149	69	642 ARTICLES OF PAPER ETC	6 286	3 303	1 523
700 INDUSTRIAL PLANT,CHAP 84	1 090	3 528	1 638	651 TEXTILE YARN AND THREAD	188	330	148
703 INDUSTRIAL PLANT,CHAP 85	235	484	225	653 WOVN MAN-MADE FIB FABRIC	107	266	125
714 ENGINES & MOTORS NES	3	247	111	662 CLAY,REFRACTORY BLDG PRD	3 269	366	168
716 ROTATING ELECTRIC PLANT	172	400	182	663 OTH NONMETAL MINERAL MFS	1 042	529	243
718 OTH POWER GENERATG MACHY	52	205	103	665 GLASSWARE	207	103	46
722 TRACTORS NON-ROAD	54	87	41	666 POTTERY	92	201	95
723 CIVIL ENGINEERG EQUIP ETC	1 286	2 925	1 271	673 IRON AND STEEL SHAPES	3 413	424	196
727 FOOD MACHRY NON-DOMESTIC	19	89	43	674 IRN,STL UNIV,PLATE,SHEET	19 580	2 806	1 310
728 OTH MACHY FOR SPCL INDUS	212	961	436	675 IRON,STEEL HOOP,STRIP	5 494	904	420
736 MACHINE TOOLS FOR METAL	15	116	55	678 IRON,STL TUBES,PIPES,ETC	12 840	2 899	1 271
741 HEATING,COOLING EQUIPMNT	420	980	479	682 COPPER EXC CEMENT COPPER	59	71	31
742 PUMPS FOR LIQUIDS ETC	18	116	52	684 ALUMINIUM	175	874	429
743 PUMPS NES,CENTRIFUGES ETC	170	379	184	685 LEAD	229	65	33
744 MECHANICAL HANDLING EQU	102	321	148	691 STRUCTURES AND PARTS NES	2 213	1 757	764
745 NONELEC MACHY,TOOLS NES	209	1 377	664	692 METAL TANKS,BOXES,ETC	876	472	223
749 NONELEC MACH PTS,ACC NES	280	354	161	693 WIRE PRODUCTS NON ELECTR	2 670	1 548	710
751 OFFICE MACHINES	17	105	46	694 STL,COPPR NAILS,NUTS,ETC	501	463	210
752 AUTOMTIC DATA PROC EQUIP	9	91	40	695 TOOLS	1 275	2 381	1 106
759 OFFICE & ADP MCH PTS,ACC	1	83	37	696 CUTLERY	141	411	195
776 TRANSISTORS,VALVES,ETC	84	62	30	697 BASE MTL HOUSEHOLD EQUIP	152	236	109
778 ELECTRICAL MACHINERY NES	186	253	115	699 OTHER METAL MANUFACTURES	1 544	1 646	736
781 PASS MOTOR VEH EXC BUSES	690	2 021	920	703 INDUSTRIAL PLANT,CHAP 85	6	100	42
782 LORRIES,SPCL MTR VEH NES	3 009	4 640	2 110	711 STEAM BOILERS & AUX PLNT	34	77	37
784 MOTOR VEHCL PTS,ACC NES	999	2 282	1 043	712 STEAM ENGINES,TURBINES	11	151	69
786 VEH NES NONMOTR,TRAILERS	218	183	85	713 INTRNL COMBUS PISTN ENGN	297	1 405	638
874 MEASURNG,CONTROLLNG INSTR	4	90	36	716 ROTATING ELECTRIC PLANT	362	1 094	496
892 PRINTED MATTER	58	127	60	722 TRACTORS NON-ROAD	1 224	2 352	1 062
893 ARTICLES OF PLASTIC NES	156	96	45	723 CIVIL ENGINEERG EQUIP ETC	10 843	18 452	8 699
894 TOYS,SPORTING GOODS,ETC	152	370	160	724 TEXTILE,LEATHER MACHNRY	2 138	8 144	3 994
895 OFFICE SUPPLIES NES	38	134	59	725 PAPER ETC MILL MACHINERY	192	482	209
				726 PRINTG,BKBDNG MACHY,PTS	26	338	158
				727 FOOD MACHRY NON-DOMESTIC	342	1 243	555
ZAIRE				728 OTH MACHY FOR SPCL INDUS	2 650	7 266	3 336
IMPORTS	1 727 440	484 163	223 507	736 MACHINE TOOLS FOR METAL	276	764	359
				737 METALWORKING MACHNRY NES	38	174	83
034 FISH FRESH,CHILLED,FROZEN	57	647	303	741 HEATING,COOLING EQUIPMNT	1 065	2 238	1 085
071 COFFEE AND SUBSTITUTES	88 282	80 704	37 276	742 PUMPS FOR LIQUIDS ETC	397	2 283	1 025
072 COCOA	5 249	2 395	1 123	743 PUMPS NES,CENTRIFUGES ETC	263	1 229	572
074 TEA AND MATE	721	543	254	744 MECHANICAL HANDLING EQU	3 295	4 718	2 231
232 NATURAL RUBBER,GUMS	35 502	6 575	2 998	745 NONELEC MACHY,TOOLS NES	863	3 513	1 578
247 OTH WOOD ROUGH,SQUARED	195 848	13 953	6 353	749 NONELEC MACH PTS,ACC NES	922	2 791	1 260
248 WOOD SHAPED	30 862	3 693	1 718	751 OFFICE MACHINES	59	740	353
277 NATURAL ABRASIVES NES		2 242	1 032	752 AUTOMTIC DATA PROC EQUIP	13	171	75
287 BASE METAL DRES,CONC NES	12 909	3 661	1 560	759 OFFICE & ADP MCH PTS,ACC	9	186	86
288 NONFERR METAL SCRAP NES	1 710	580	273	761 TELEVISION RECEIVERS	56	216	97
292 CRUDE VEG MATERIALS NES	13 498	7 688	3 604	764 TELECOM EQPT,PTS,ACC NES	83	1 658	735
333 CRUDE PETROLEUM	443 181	8 580	4 285	771 ELECTRIC POWER MACHY NES	42	90	44
424 FIXED VEG OIL NONSOFT	47 823	3 642	1 642	772 SWITCHGEAR ETC & PTS NES	127	801	367
512 ALCOHOLS,PHENOLS,ETC	2 434	323	160	773 ELECTR DISTRIBUTING MACH	1 039	1 012	459
516 OTHER ORGANIC CHEMICALS	56	498	225	774 ELECTRO-MEDCL,XRAY EQUIP	46	830	378
541 MEDICINAL ETC PRODUCTS	1 275	15 683	6 996	775 HOUSEHOLD TYPE EQUIP NES	180	347	161
634 VENEERS,PLYWOOD,ETC	28 155	7 376	3 347	776 TRANSISTORS,VALVES,ETC	2	77	35
667 PEARL,PREC-,SEMI-P STONE	79	255	117	778 ELECTRICAL MACHINERY NES	2 432	2 133	951
682 COPPER EXC CEMENT COPPER	782 885	243 072	111 807	781 PASS MOTOR VEH EXC BUSES	5 417	14 688	6 748
686 ZINC	14 929	2 445	1 108	782 LORRIES,SPCL MTR VEH NES	15 699	19 766	8 996
687 TIN	100	320	141	783 ROAD MOTOR VEHICLES NES	419	701	313
689 NON-FER BASE METALS NES	18 348	73 882	34 746	784 MOTOR VEHCL PTS,ACC NES	3 298	13 491	6 213
781 PASS MOTOR VEH EXC BUSES	52	214	107	785 MOTOR & OTHR CYCLES ETC	905	1 037	460
896 WORKS OF ART ETC	14	147	62	786 VEH NES NONMOTR,TRAILERS	2 329	1 823	830
971 GOLD,NON MONETARY NES		63	30	791 RAILWAY VEHICLES	202	655	296
				792 AIRCRAFT	2	84	38
EXPORTS	398 636	221 374	102 310	793 SHIPS AND BOATS	12 886	10 953	5 367
				812 PLUMBNG,HEATING,LGHTNG EQU	103	199	95
011 MEAT FRESH,CHILLD,FROZEN	61 698	6 352	2 913	821 FURNITURE	192	304	139
022 MILK AND CREAM	7 655	949	449	843 WOMENS OUTERWEAR NONKNIT	3	171	76
054 VEG ETC FRSH,SMPLY PRSVD	582	585	276	845 OUTERWEAR KNIT NONELASTC	1	74	33
061 SUGAR AND HONEY	13 931	622	289	847 TXTL CLTHNG ACCSRY NES	41	124	57
098 EDIBLE PRODUCTS,PREPS NES	158	87	35	848 HEADGEAR NONTXTL CLOTHNG	49	218	101
112 ALCOHOLIC BEVERAGES	12 653	2 105	987	851 FOOTWEAR	330	400	176
267 OTHER MAN-MADE FIBRES	1 130	958	443	871 OPTICAL INSTRUMENTS	3	289	133



7 IMPORTS AND EXPORTS (SPECIAL TRADE) BY COUNTRIES OF PRODUCTION AND CONSUMPTION AND BY GROUPS OF THE SITC-REV. II 1986

GROUP DESCRIPTION	DT = 100 KG	1 000 DM	1 000 \$	GROUP DESCRIPTION	DT = 100 KG	1 000 DM	1 000 \$
872 MEDICAL INSTRUMENTS NES	94	508	228	BURUNDI			
873 METERS & COUNTERS NES	21	214	95				
874 MEASURING, CONTROLLING INSTR	151	1 876	842	IMPORTS	189 862	173 099	78 301
881 PHOTO APPAR & EQUIPT NES	7	102	47				
882 PHOTO, CINEMA SUPPLIES	527	830	383	034 FISH FRESH, CHILLED, FROZEN	9	184	87
884 OPTICAL GOODS NES		94	40	071 COFFEE AND SUBSTITUTES	189 049	172 021	77 811
892 PRINTED MATTER	462	3 993	1 960				
893 ARTICLES OF PLASTIC NES	6 752	2 921	1 230	EXPORTS	89 373	51 354	23 680
895 OFFICE SUPPLIES NES	48	207	92				
898 MUSICAL INSTRUMENTS, PTS	12	111	52	001 LIVE ANIMALS	11	106	52
899 OTHER MANUFACTURED GOODS	59	93	43	041 WHEAT ETC UNMILLED	17 104	725	337
				091 MARGARINE AND SHORTENING	897	145	69
RWANDA				266 SYNTHETIC FIBRE TO SPIN	218	90	40
IMPORTS	228 952	207 300	95 561	267 OTHER MAN-MADE FIBRES	750	553	248
071 COFFEE AND SUBSTITUTES	227 008	204 647	94 318	292 CRUDE VEG MATERIALS NES	300	657	295
287 BASE METAL ORES, CONC NES	657	793	342	411 ANIMAL OILS AND FATS	17 042	1 840	866
292 CRUDE VEG MATERIALS NES	950	691	337	424 FIXED VEG OIL NONSOFT	2 954	422	184
687 TIN	300	931	459	513 ORGANIC ACIDS, ETC	321	147	66
				514 NITROGEN-FUNCTN COMPOUNDS	2 276	1 506	721
EXPORTS	165 919	54 906	25 425	515 ORG-INORG COMPOUNDS ETC	1 000	1 952	945
035 FISH SALTED, DRIED, SMOKED	200	99	48	516 OTHER ORGANIC CHEMICALS	113	285	130
046 WHEAT ETC MEAL OR FLOUR	4 944	196	88	522 INORG ELEMNTS, OXIDES, ETC	5 218	498	224
047 OTHER CEREAL MEALS, FLOUR	10 001	632	262	523 OTHR INORGANIC CHEMICALS	1 631	65	31
048 CEREAL ETC PREPARATIONS	1 000	99	49	531 SYNT DYE, NAT INDGO, LAKES	285	1 307	602
061 SUGAR AND HONEY	59 330	2 459	1 116	541 MEDICINAL ETC PRODUCTS	300	1 513	689
267 OTHER MAN-MADE FIBRES	564	461	207	551 ESSENTL OIL, PERFUME, ETC	46	180	76
278 OTHER CRUDE MINERALS	4 470	102	44	582 PROD OF CONDENSATION ETC	4 343	1 817	875
292 CRUDE VEG MATERIALS NES	101	206	101	583 PROD OF POLYMERIZING ETC	879	327	147
334 PETROLEUM PRODUCTS, REFIN	127	73	33	591 PESTICIDES, DISINFECTANTS	280	285	128
335 RESIDUAL PETRLM PROD NES	3 968	688	323	598 MISC CHEMICAL PRODS NES	394	165	75
411 ANIMAL OILS AND FATS	1 047	113	54	607 INDUSTRIAL PLANT, CHAP 82	32	616	277
423 FIXED VEG OILS, SOFT	1 380	204	93	625 RUBBER TYRES, TUBES	344	332	165
431 PROCESO ANML VEG OIL, ETC	3 997	594	268	642 ARTICLES OF PAPER ETC	229	203	90
514 NITROGEN-FUNCTN COMPOUNDS	48	90	45	662 CLAY, REFRACTORY BLDG PRD	561	68	30
516 OTHER ORGANIC CHEMICALS	81	71	32	673 IRON AND STEEL SHAPES	3 893	442	189
522 INORG ELEMNTS, OXIDES, ETC	7 311	618	284	674 IRN, STL UNIV, PLATE, SHEET	7 180	1 565	691
523 OTHR INORGANIC CHEMICALS	1 468	180	81	678 IRON, STL TUBES, PIPES, ETC	2 055	1 625	727
531 SYNT DYE, NAT INDGO, LAKES	1 471	180	81	691 STRUCTURES AND PARTS NES	1 195	790	355
533 PIGMENTS, PAINTS, ETC	409	250	113	692 METAL TANKS, BOXES, ETC	142	182	78
541 MEDICINAL ETC PRODUCTS	378	1 592	683	695 TOOLS	82	199	92
551 ESSENTL OIL, PERFUME, ETC	51	294	139	699 OTHER METAL MANUFACTURES	136	81	37
553 PERFUMERY, COSMETICS, ETC	42	62	31	713 INTRNL COMBUS PISTN ENGN	59	221	99
554 SOAPS, CLEANING ETC PREPS	2 398	762	341	716 ROTATING ELECTRIC PLANT	122	352	173
562 FERTILIZERS MANUFACTURED	13 256	301	147	718 OTH POWER GENERATG MACHY	315	1 133	481
582 PROD OF CONDENSATION ETC	1 515	689	315	721 AGRIC MACHY, EXC TRACTORS	120	251	113
583 PROD OF POLYMERIZING ETC	3 205	966	444	723 CIVIL ENGINEERG EQUIP ETC	535	945	435
591 PESTICIDES, DISINFECTANTS	112	69	30	724 TEXTILE, LEATHER MACHNRY	16	67	31
592 STARCH, INULIN, GLUTEN, ETC	358	235	105	726 PRINTG, BKBINDG MACHY, PTS	6	85	38
598 MISC CHEMICAL PRODS NES	406	223	104	727 FOOD MACHRY NON-DOMESTIC	394	749	365
625 RUBBER TYRES, TUBES	661	582	265	728 OTH MACHY FOR SPCL INDUS	350	1 030	490
628 RUBBER ARTICLES NES	21	133	57	736 MACHINE TOOLS FOR METAL	69	449	206
641 PAPER AND PAPERBOARD	1 322	320	149	741 HEATING, COOLING EQUIPMNT	34	72	33
642 ARTICLES OF PAPER ETC	719	482	220	742 PUMPS FOR LIQUIDS ETC	230	483	216
657 SPECIAL TEXTILE ETC PROD	339	273	125	743 PUMPS NES, CENTRIFUGES ETC	23	74	33
658 TEXTILE ARTICLES NES	37	87	42	744 MECHANICAL HANDLING EQU	147	240	117
663 OTH NONMETAL MINERAL MFS	52	130	57	745 NONELEC MACHY, TOOLS NES	30	110	51
675 IRON, STEEL HOOP, STRIP	4 950	291	142	749 NONELEC MACH PTS, ACC NES	194	330	154
678 IRON, STL TUBES, PIPES, ETC	3 537	506	233	751 OFFICE MACHINES	19	148	63
693 WIRE PRODUCTS NON ELECTR	2 252	1 401	651	752 AUTOMTIC DATA PROC EQUIP	7	172	74
695 TOOLS	493	644	284	764 TELECOM EQPT, PTS, ACC NES	5	66	30
697 BASE MTL HOUSEHOLD EQUIP	377	175	77	771 ELECTRIC POWER MACHY NES	177	218	94
699 OTHER METAL MANUFACTURES	191	240	112	772 SWITCHGEAR ETC & PTS NES	790	3 482	1 582
713 INTRNL COMBUS PISTN ENGN	108	439	203	773 ELECTR DISTRIBUTING MACH	537	406	183
716 ROTATING ELECTRIC PLANT	76	174	81	774 ELECTRO-MEDCL, XRAY EQUIP	15	93	45
721 AGRIC MACHY, EXC TRACTORS	61	103	49	778 ELECTRICAL MACHINERY NES	435	416	190
723 CIVIL ENGINEERG EQUIP ETC	2 029	2 609	1 192	781 PASS MOTOR VEH EXC BUSES	1 282	3 471	1 625
724 TEXTILE, LEATHER MACHNRY	132	352	170	782 LORRIES, SPCL MTR VEH NES	3 583	6 169	2 890
726 PRINTG, BKBINDG MACHY, PTS	8	74	35	784 MOTOR VEHCL PTS, ACC NES	591	2 055	959
727 FOOD MACHRY NON-DOMESTIC	51	132	66	786 VEH NES NONMOTR, TRAILERS	1 490	981	443
728 OTH MACHY FOR SPCL INDUS	150	472	214	812 PLUMBG, HEATNG, LGHTNG EQU	180	243	111
736 MACHINE TOOLS FOR METAL	57	324	136	821 FURNITURE	266	124	61
741 HEATING, COOLING EQUIPMNT	23	146	71	873 METERS & COUNTERS NES	18	143	65
742 PUMPS FOR LIQUIDS ETC	27	104	46	874 MEASURING, CONTROLLING INSTR	290	376	175
743 PUMPS NES, CENTRIFUGES ETC	41	138	61	892 PRINTED MATTER	145	192	90
744 MECHANICAL HANDLING EQU	128	196	93	893 ARTICLES OF PLASTIC NES	337	163	67
745 NONELEC MACHY, TOOLS NES	276	1 317	609	895 OFFICE SUPPLIES NES	8	80	34
749 NONELEC MACH PTS, ACC NES	64	122	56				
751 OFFICE MACHINES	32	138	65	ST HELENA			
752 AUTOMTIC DATA PROC EQUIP	2	71	33	IMPORTS	2	64	29
763 SOUND RECORDRS, PHONOGRPH	2	72	36				
764 TELECOM EQPT, PTS, ACC NES	53	460	211	EXPORTS	6	14	6
772 SWITCHGEAR ETC & PTS NES	318	1 047	493				
773 ELECTR DISTRIBUTING MACH	4 592	3 283	1 520	ANGOLA			
776 TRANSISTORS, VALVES, ETC		79	37	IMPORTS	810 405	26 324	11 690
778 ELECTRICAL MACHINERY NES	415	552	249	071 COFFEE AND SUBSTITUTES	3 693	2 531	1 110
781 PASS MOTOR VEH EXC BUSES	1 113	2 382	1 083	081 FEEDING STUFF FOR ANIMLS	21 573	488	216
782 LORRIES, SPCL MTR VEH NES	3 864	5 849	2 739	333 CRUDE PETROLEUM	784 900	22 587	10 027
783 ROAD MOTOR VEHICLES NES	2 682	3 153	1 516	625 RUBBER TYRES, TUBES	101	78	39
784 MOTOR VEHCL PTS, ACC NES	898	2 940	1 356	667 PEARL, PREC-, SEMI-P STONE		250	124
786 VEH NES NONMOTR, TRAILERS	6 962	3 919	1 842	874 MEASURING, CONTROLLING INSTR	2	160	65
821 FURNITURE	159	109	53				
851 FOOTWEAR	28	175	83	EXPORTS	246 871	94 559	43 205
873 METERS & COUNTERS NES	22	139	61				
874 MEASURING, CONTROLLING INSTR	62	428	200	011 MEAT FRESH, CHILLD, FROZEN	274	165	78
881 PHOTO APPAR & EQUIPT NES	5	73	32	014 MEAT PREPD, PRSVD, NES ETC	2 668	879	388
882 PHOTO, CINEMA SUPPLIES	145	334	158	022 MILK AND CREAM	6 053	1 557	738
892 PRINTED MATTER	183	459	215	035 FISH SALTED, DRIED, SMOKED	1 800	881	406
893 ARTICLES OF PLASTIC NES	942	390	178	041 WHEAT ETC UNMILLED	2 080	80	40
894 TOYS, SPORTING GOODS, ETC	32	132	60	047 OTHER CEREAL MEALS, FLOUR	29 130	2 057	852
895 OFFICE SUPPLIES NES	82	203	96	058 FRUIT PRESERVED, PREPARED	3 803	489	209
898 MUSICAL INSTRUMENTS, PTS	22	91	41	061 SUGAR AND HONEY	4 010	277	98
				073 CHOCOLATE AND PRODUCTS	306	223	95



## 7 IMPORTS AND EXPORTS (SPECIAL TRADE) BY COUNTRIES OF PRODUCTION AND CONSUMPTION AND BY GROUPS OF THE SITC-REV. II 1986

GROUP DESCRIPTION	DT * 100 KG	1 000 DM	1 000 \$	GROUP DESCRIPTION	DT * 100 KG	1 000 DM	1 000 \$
111 NON-ALCOHL BEVERAGES NES	882	142	64	ETHIOPIA			
112 ALCOHOLIC BEVERAGES	11 661	1 992	963	IMPORTS	262 697	258 518	121 102
233 RUBBER, SYNTHETIC, RECLAIMED	311	125	59				
266 SYNTHETIC FIBRE TO SPIN	498	132	64	054 VEG ETC FRSH, SMPLY PRSVD	4 788	1 167	527
269 WASTE OF TEXTILE FABRICS	397	87	39	057 FRUIT, NUTS, FRESH, DRIED	669	218	97
292 CRUDE VEG MATERIALS NES	159	266	123	071 COFFEE AND SUBSTITUTES	250 448	246 506	115 600
334 PETROLEUM PRODUCTS, REFIN	1 914	411	192	211 HIDES, SKINS, UNDRESSED	513	1 707	773
335 RESIDUAL PETRLM PROD NES	1 216	522	230	223 SEEDS FOR OTH FIXED OILS	2 172	399	186
423 FIXED VEG OILS, SOFT	8 510	1 560	681	292 CRUDE VEG MATERIALS NES	2 220	1 255	575
511 HYDROCARBONS NES, DERIVS	98	64	30	254 PROCESD ANML VEG OIL, ETC	150	108	51
514 NITROGEN-FUNCTN COMPOUNDS	987	390	181	532 DYES NES, TANNING PRODS	176	1 068	489
515 ORG-INORG COMPOUNDS ETC	196	466	211	611 LEATHER	597	1 041	479
516 OTHER ORGANIC CHEMICALS	103	85	38	659 FLOOR COVERINGS ETC	84	137	64
522 INORG ELEMNTS, OXIDES, ETC	6 793	887	405	713 INTRNL COMBUS PISTN ENGN	6	101	49
523 OTHR INORGANIC CHEMICALS	22 936	1 304	567	714 ENGINES & MOTORS NES	16	2 002	941
531 SYNT DYE, NAT INDGO, LAKES	219	1 106	485	716 ROTATING ELECTRIC PLANT	1	271	122
533 PIGMENTS, PAINTS, ETC	1 591	734	319	725 PAPER ETC MILL MACHINERY	54	62	30
541 MEDICINAL ETC PRODUCTS	262	1 886	853	742 PUMPS FOR LIQUIDS ETC		212	94
553 PERFUMERY, COSMETICS, ETC	282	140	64	749 NONELEC MACH PTS, ACC NES		107	52
554 SOAPS, CLEANING ETC PREPS	1 491	597	259	764 TELECOM EQPT, PTS, ACC NES		169	75
562 FERTILIZERS MANUFACTURED	3 646	166	71	792 AIRCRAFT	6	363	161
582 PROD OF CONDENSATION ETC	4 298	1 830	873	831 TRAVEL GOODS, HANDBAGS	105	240	117
583 PROD OF POLYMERIZING ETC	33 069	9 802	4 436	874 MEASURING, CONTROLLNG INSTR		581	264
591 PESTICIDES, DISINFECTANTS	469	658	304	EXPORTS	2 536 656	279 278	128 720
592 STARCH, INULIN, GLUTEN, ETC	2 780	2 028	915				
598 MISC CHEMICAL PRODS NES	1 717	676	318	022 MILK AND CREAM	18 675	4 796	2 384
612 LEATHER ETC MANUFACTURES	14	78	35	023 BUTTER	1 551	814	393
621 MATERIALS OF RUBBER	30	114	54	041 WHEAT ETC UNMILLED	1 959 843	98 906	45 688
625 RUBBER TYRES, TUBES	194	210	92	046 WHEAT ETC MEAL OR FLOUR	235 419	9 516	4 478
628 RUBBER ARTICLES NES	149	498	234	047 OTHER CEREAL MEALS, FLOUR	9 290	488	216
635 WOOD MANUFACTURES NES	72	94	41	048 CEREAL ETC PREPARATIONS	3 062	714	312
641 PAPER AND PAPERBOARD	1 469	487	225	054 VEG ETC FRSH, SMPLY PRSVD	22 321	1 521	687
642 ARTICLES OF PAPER ETC	312	431	209	061 SUGAR AND HONEY	5 599	569	272
651 TEXTILE YARN AND THREAD	76	523	252	081 FEEDING STUFF FOR ANIMLS	9 420	757	336
653 WOVN MAN-MADE FIB FABRIC	199	392	195	233 RUBBER, SYNTHETIC, RECLAIMED	1 934	427	205
657 SPECIAL TEXTILE ETC PROD	74	177	85	266 SYNTHETIC FIBRE TO SPIN	3 343	1 654	730
662 CLAY, REFRACTORY BLDG PRD	3 829	559	229	274 SULPHUR ETC	899	96	45
663 OTH NONMETAL MINERAL MFS	4 110	732	307	292 CRUDE VEG MATERIALS NES	200	311	137
664 GLASS	48	93	43	334 PETROLEUM PRODUCTS, REFIN	3 928	720	332
665 GLASSWARE	48	202	92	335 RESIDUAL PETRLM PROD NES	8 221	1 340	632
666 POTTERY	33	68	33	423 FIXED VEG OILS, SOFT	2 750	388	174
671 PIG IRON ETC	10 144	1 611	708	431 PROCESD ANML VEG OIL, ETC	5 938	956	402
672 IRON, STL PRIMARY FORMS	4 920	321	156	511 HYDROCARBONS NES, DERIVS	474	193	95
673 IRON AND STEEL SHAPES	874	206	90	512 ALCOHOLS, PHENOLS, ETC	484	130	55
674 IRN, STL UNIV, PLATE, SHEET	11 334	1 056	506	513 ORGANIC ACIDS, ETC	601	156	71
677 IRN, STL WIRE EXCL W ROD	166	89	41	514 NITROGEN-FUNCTN COMPOUNDS	315	474	226
678 IRON, STL TUBES, PIPES, ETC	25 672	4 174	1 860	515 ORG-INORG COMPOUNDS ETC	161	351	169
682 COPPER EXC CEMENT COPPER	553	393	181	516 OTHER ORGANIC CHEMICALS	1 541	1 838	905
683 NICKEL	30	66	32	522 INORG ELEMNTS, OXIDES, ETC	8 369	2 599	1 168
684 ALUMINIUM	212	182	84	523 OTHR INORGANIC CHEMICALS	6 530	382	179
685 LEAD	3 577	335	164	524 INTRNL COMBUS PISTN ENGN	1 603	5 013	2 330
687 TIN	46	179	75	531 SYNT DYE, NAT INDGO, LAKES	9 466	1 650	764
692 METAL TANKS, BOXES, ETC	139	206	92	532 DYES NES, TANNING PRODS	1 423	1 175	548
693 WIRE PRODUCTS NON ELECTR	644	363	172	541 MEDICINAL ETC PRODUCTS	2 555	15 977	7 419
694 STL, COPPR NAILS, NUTS, ETC	477	286	132	551 ESSENTL OIL, PERFUME, ETC	351	247	114
695 TOOLS	867	3 088	1 369	554 SOAPS, CLEANING ETC PREPS	3 699	753	359
696 CUTLERY	72	338	153	562 FERTILIZERS MANUFACTURED	30 015	726	365
697 BASE MTL HOUSEHOLD EQUIP	370	994	493	582 PROD OF CONDENSATION ETC	7 221	994	484
699 OTHER METAL MANUFACTURES	964	1 542	700	583 PROD OF POLYMERIZING ETC	6 178	1 218	573
713 INTRNL COMBUS PISTN ENGN	450	1 807	820	584 CELLULOSE DERIVATIVES ETC	680	604	265
716 ROTATING ELECTRIC PLANT	367	795	393	591 PESTICIDES, DISINFECTANTS	8 833	8 599	3 939
723 CIVIL ENGINEER EQUIP ETC	113	556	253	592 STARCH, INULIN, GLUTEN, ETC	5 161	488	221
724 TEXTILE, LEATHER MACHNRY	386	2 346	1 047	598 MISC CHEMICAL PRODS NES	5 775	2 289	1 076
725 PAPER ETC MILL MACHINERY	33	72	32	611 LEATHER	395	113	56
726 PRINTG, BKBINDG MACHY, PTS	29	318	143	621 MATERIALS OF RUBBER	233	86	40
728 OTH MACHY FOR SPCL INDUS	686	2 300	1 078	625 RUBBER TYRES, TUBES	726	695	331
736 MACHINE TOOLS FOR METAL	383	1 329	637	628 RUBBER ARTICLES NES	132	372	179
737 METALWORKING MACHNRY NES	60	221	97	634 VENEERS, PLYWOOD, ETC	732	280	139
741 HEATING, COOLING EQUIPMNT	507	1 390	602	635 WOOD MANUFACTURES NES	437	493	243
742 PUMPS FOR LIQUIDS ETC	139	912	436	641 PAPER AND PAPERBOARD	1 245	652	302
743 PUMPS NES, CENTRIFUGES ETC	391	1 650	792	642 ARTICLES OF PAPER ETC	1 959	1 037	475
744 MECHANICAL HANDLING EQU	289	691	319	651 TEXTILE YARN AND THREAD	60	122	53
745 NONELEC MACHY, TOOLS NES	1 420	2 863	1 349	652 COTTON FABRICS, WOVEN	52	76	35
749 NONELEC MACH PTS, ACC NES	124	526	247	653 WOVN MAN-MADE FIB FABRIC	62	74	35
751 OFFICE MACHINES	65	377	175	656 LACE, RIBBONS, TULLE, ETC	34	115	54
759 OFFICE & ADP MCH PTS, ACC	4	127	55	657 SPECIAL TEXTILE ETC PROD	85	304	144
763 SOUND RECORDRS, PHONOGRPH	9	135	63	658 TEXTILE ARTICLES NES	219	340	152
764 TELECOM EQPT, PTS, ACC NES	26	529	262	662 CLAY, REFRACTORY BLDG PRD	8 501	1 194	589
771 ELECTRIC POWER MACHY NES	116	153	68	663 OTH NONMETAL MINERAL MFS	3 376	730	332
772 SWITCHGEAR ETC & PTS NES	331	1 737	777	664 GLASS	478	90	45
774 ELECTRO-MEDCL, XRAY EQUIP	12	170	78	665 GLASSWARE	62	217	99
775 HOUSEHOLD TYPE EQUIP NES	31	122	57	672 IRON, STL PRIMARY FORMS	15 846	840	415
778 ELECTRICAL MACHINERY NES	399	1 223	550	673 IRON AND STEEL SHAPES	3 800	328	161
781 PASS MOTOR VEH EXC BUSES	1 011	2 001	886	674 IRN, STL UNIV, PLATE, SHEET	45 698	3 416	1 680
782 LORRIES, SPCL MTR VEH NES	1 449	1 891	907	675 IRON, STEEL HOOP, STRIP	1 199	247	116
784 MOTOR VEHCL PTS, ACC NES	337	1 253	570	678 IRON, STL TUBES, PIPES, ETC	2 533	669	318
785 MOTOR & OTHER CYCLES ETC	226	277	121	679 IRN, STL CASTINGS UNWORKE	1 600	243	107
791 RAILWAY VEHICLES	599	155	70	682 COPPER EXC CEMENT COPPER	131	130	60
821 FURNITURE	529	436	194	684 ALUMINIUM	49	72	34
847 TXTL CLTHNG ACCESRYS NES	9	128	56	691 STRUCTURES AND PARTS NES	690	349	167
848 HEADGEAR, NONTXTL CLOTHNG	8	126	63	692 METAL TANKS, BOXES, ETC	1 576	1 650	768
871 OPTICAL INSTRUMENTS	3	272	127	694 STL, COPPR NAILS, NUTS, ETC	2 091	651	286
872 MEDICAL INSTRUMENTS NES	29	492	223	695 TOOLS	1 388	2 038	960
873 METERS & COUNTERS NES	220	364	158	696 CUTLERY	12	149	70
874 MEASURING, CONTROLLNG INSTR	192	1 470	711	697 BASE MTL HOUSEHOLD EQUIP	419	582	265
881 PHOTO APPAR & EQUIPT NES	38	565	268	699 OTHER METAL MANUFACTURES	800	1 017	478
882 PHOTO, CINEMA SUPPLIES	150	513	239	711 STEAM BOILERS & AUX PLNT	73	81	38
892 PRINTED MATTER	109	110	54	713 INTRNL COMBUS PISTN ENGN	248	2 740	1 321
893 ARTICLES OF PLASTIC NES	1 126	533	248	714 ENGINES & MOTORS NES	10	2 019	927
894 TOYS, SPORTING GOODS, ETC	85	176	76	716 ROTATING ELECTRIC PLANT	69	318	152
895 OFFICE SUPPLIES NES	1 089	2 380	1 129	721 AGRIC MACHY, EXC TRACTORS	117	311	144
898 MUSICAL INSTRUMENTS, PTS	53	379	180	723 CIVIL ENGINEER EQUIP ETC	1 489	2 364	1 116
899 OTHER MANUFACTURED GOODS	86	815	388	724 TEXTILE, LEATHER MACHNRY	516	3 200	1 503



## 7 IMPORTS AND EXPORTS (SPECIAL TRADE) BY COUNTRIES OF PRODUCTION AND CONSUMPTION AND BY GROUPS OF THE SITC-REV. II 1986

GROUP DESCRIPTION	DT * 100 KG	1 000 DM	1 000 \$	GROUP DESCRIPTION	DT * 100 KG	1 000 DM	1 000 \$
725 PAPER ETC MILL MACHINERY	135	510	243	584 CELLULOSE DERIVATIVES ETC	92	77	32
726 PRINTG,BK BINDG MACHY,PTS	676	3 206	1 413	591 PESTICIDES,DISINFECTANTS	722	725	330
727 FOOD MACHRY NON-DOMESTIC	14	156	75	592 STARCH,INULIN,GLUTEN,ETC	5 587	541	250
728 OTH MACHY FOR SPCL INDUS	787	4 295	1 985	598 MISC CHEMICAL PRODS NES	376	140	60
736 MACHINE TOOLS FOR METAL	188	389	180	625 RUBBER TYRES,TUBES	723	694	312
741 HEATING,COOLING EQUIPMNT	408	1 092	507	642 ARTICLES OF PAPER ETC	265	143	66
742 PUMPS FOR LIQUIDS ETC	450	1 151	528	657 SPECIAL TEXTILE ETC PROD	232	68	31
743 PUMPS NES,CENTRIFUGES ETC	224	789	358	658 TEXTILE ARTICLES NES	53	110	50
744 MECHANICAL HANDLING EQU	244	454	220	661 CEMENT ETC BUILDING PROD	116	116	58
745 NONELEC MACHY,TOOLS NES	619	4 168	1 931	673 IRON AND STEEL SHAPES	3 234	281	133
749 NONELEC MACH PTS,ACC NES	225	935	435	678 IRON,STL TUBES,PIPES,ETC	607	227	105
751 OFFICE MACHINES	80	533	249	691 STRUCTURES AND PARTS NES	385	183	83
752 AUTOMATIC DATA PROC EQUIP	23	419	194	692 METAL TANKS,BOXES,ETC	123	253	123
759 OFFICE & ADP MCH PTS,ACC	4	222	98	693 WIRE PRODUCTS NON ELECTR	364	67	34
764 TELECOM EQPT,PTS,ACC NES	72	1 599	727	695 TOOLS	397	1 164	521
771 ELECTRIC POWER MACHY NES	366	607	270	699 OTHER METAL MANUFACTURES	142	110	52
772 SWITCHGEAR ETC & PTS NES	385	1 389	619	713 INTRNL COMBUS PISTN ENGN	41	168	76
773 ELECTR DISTRIBUTING MACH	661	447	212	716 ROTATING ELECTRIC PLANT	209	478	224
774 ELECTRO-MEDCL,XRAY EQUIP	45	1 003	490	721 AGRIC MACHY,EXC TRACTORS	118	146	65
775 HOUSEHOLD TYPE EQUIP NES	164	295	137	722 TRACTORS NON-ROAD	251	469	197
778 ELECTRICAL MACHINERY NES	380	990	451	723 CIVIL ENGINEERG EQUIP ETC	1 460	2 374	1 081
781 PASS MOTOR VEH EXC BUSES	1 315	3 360	1 557	726 PRINTG,BK BINDG MACHY,PTS	105	140	60
782 LORRIES,SPCL MTR VEH NES	9 019	12 015	5 328	728 OTH MACHY FOR SPCL INDUS	379	546	248
783 ROAD MOTOR VEHICLES NES	5 202	7 103	2 964	741 HEATING,COOLING EQUIPMNT	39	178	82
784 MOTOR VEHCL PTS,ACC NES	6 513	16 550	7 674	742 PUMPS FOR LIQUIDS ETC	164	506	220
786 VEH NES NONMOTR,TRAILERS	6 758	3 901	1 646	743 PUMPS NES,CENTRIFUGES ETC	30	143	63
792 AIRCRAFT	6	86	39	744 MECHANICAL HANDLING EQU	127	233	111
812 PLUMBGB,HEATNG,LGHTNG EQU	431	600	286	745 NONELEC MACHY,TOOLS NES	144	680	329
821 FURNITURE	398	435	207	749 NONELEC MACH PTS,ACC NES	36	125	57
842 MENS OUTERWEAR NOT KNIT	5	101	45	764 TELECOM EQPT,PTS,ACC NES	4	262	125
845 OUTERWEAR KNIT NONELASTC	3	104	34	772 SWITCHGEAR ETC & PTS NES	149	421	195
848 HEADGEAR,NONTXTL CLOTHING	22	138	59	774 ELECTRO-MEDCL,XRAY EQUIP	12	294	144
851 FOOTWEAR	15	164	62	778 ELECTRICAL MACHINERY NES	171	330	145
871 OPTICAL INSTRUMENTS	1	97	44	781 PASS MOTOR VEH EXC BUSES	2 521	5 196	2 447
872 MEDICAL INSTRUMENTS NES	41	426	189	782 LORRIES,SPCL MTR VEH NES	2 017	4 502	2 110
873 METERS & COUNTERS NES	7	65	30	783 ROAD MOTOR VEHICLES NES	76	162	72
874 MEASURNG,CONTROLNG INSTR	249	2 795	1 318	784 MOTOR VEHCL PTS,ACC NES	519	1 705	804
881 PHOTO APPAR & EQUIPT NES	20	231	105	786 VEH NES NONMOTR,TRAILERS	569	488	213
882 PHOTO,CINEMA SUPPLIES	481	965	453	812 PLUMBGB,HEATNG,LGHTNG EQU	30	249	108
892 PRINTED MATTER	158	306	142	821 FURNITURE	155	146	71
893 ARTICLES OF PLASTIC NES	4 502	1 848	844	871 OPTICAL INSTRUMENTS	2	103	51
895 OFFICE SUPPLIES NES	316	567	263	872 MEDICAL INSTRUMENTS NES	110	384	165
898 MUSICAL INSTRUMENTS,PTS	22	130	61	874 MEASURNG,CONTROLNG INSTR	467	555	243
899 OTHER MANUFACTURED GOODS	115	420	203	881 PHOTO APPAR & EQUIPT NES	13	147	65
				882 PHOTO,CINEMA SUPPLIES	75	262	115
				893 ARTICLES OF PLASTIC NES	1 183	613	272
				894 TOYS,SPORTING GOODS,ETC	21	68	32
DJIBOUTI							
IMPORTS	423	130	61				
288 NONFERR METAL SCRAP NES	400	79	38				
EXPORTS	52 876	8 392	3 886				
022 MILK AND CREAM	1 790	352	158	014 MEAT PREPD,PRSV,D,NES ETC	197	261	122
037 FISH ETC PREPD PRSV,D NES	380	162	79	034 FISH FRESH,CHILLED,FROZN	23	390	180
041 WHEAT ETC UNMILLED	10 000	416	205	054 VEG ETC FRSH,SMPLY PRSV,D	8 781	2 359	1 068
046 WHEAT ETC MEAL OR FLOUR	30 077	1 126	499	057 FRUIT,NUTS,FRESH,DRIED	11 493	4 244	1 957
541 MEDICINAL ETC PRODUCTS	42	128	60	058 FRUIT PRESERVED,PREPARED	136 579	22 560	10 531
553 PERFUMERY,COSMETICS,ETC	78	132	65	071 COFFEE AND SUBSTITUTES	359 749	350 652	163 657
625 RUBBER TYRES,TUBES	83	76	35	074 TEA AND MATE	4 052	2 648	1 200
642 ARTICLES OF PAPER ETC	148	130	60	075 SPICES	294	114	52
678 IRON,STL TUBES,PIPES,ETC	2 008	519	255	121 TOBACCO UNMNFCTRD,REFUSE	800	526	217
723 CIVIL ENGINEERG EQUIP ETC	195	274	131	222 SEEDS FOR SOFT FIXED OIL	6 654	901	413
742 PUMPS FOR LIQUIDS ETC	13	89	44	248 WOOD SHAPED	896	69	31
751 OFFICE MACHINES	14	71	34	263 COTTON	446	158	70
778 ELECTRICAL MACHINERY NES	56	102	46	265 VEG FIBRE,EXCL COTN JUTE	4 254	437	196
781 PASS MOTOR VEH EXC BUSES	225	593	277	286 WOOL(EXC TOPS),ANML HAIR	1 765	794	398
782 LORRIES,SPCL MTR VEH NES	455	439	219	288 NONFERR METAL SCRAP NES	4 071	975	448
784 MOTOR VEHCL PTS,ACC NES	71	349	158	291 CRUDE ANIMAL MTRIALS NES	35	169	80
821 FURNITURE	2 128	568	264	292 CRUDE VEG MATERIALS NES	42 414	29 985	14 016
851 FOOTWEAR	22	163	73	512 ALCOHOLS,PHENOLS,ETC	3 501	626	304
882 PHOTO,CINEMA SUPPLIES	59	195	86	652 COTTON FABRICS,WOVEN	248	145	64
885 WATCHES AND CLOCKS	4	104	51	657 SPECIAL TEXTILE ETC PROD	97	146	69
892 PRINTED MATTER	66	69	32	667 PEARL,PREC-,SEMI-P STONE	136	5 359	2 547
893 ARTICLES OF PLASTIC NES	32	69	32	736 MACHINE TOOLS FOR METAL	18	80	37
895 OFFICE SUPPLIES NES	29	120	53	742 PUMPS FOR LIQUIDS ETC		124	57
				792 AIRCRAFT	14	1 555	750
SOMALIA				831 TRAVEL GOODS,HANDBAGS	377	586	270
IMPORTS	1 578	2 326	1 071	874 MEASURNG,CONTROLNG INSTR		126	61
292 CRUDE VEG MATERIALS NES	589	473	209	894 TOYS,SPORTING GOODS,ETC	93	629	304
714 ENGINES & MOTORS NES	89	1 500	697	899 OTHER MANUFACTURED GOODS	449	773	364
EXPORTS	351 983	58 377	27 262	941 ZOO ANIMALS,PETS	32	188	90
022 MILK AND CREAM	29 295	6 739	3 266	EXPORTS	908 614	354 341	164 706
046 WHEAT ETC MEAL OR FLOUR	166 700	4 524	2 181	046 WHEAT ETC MEAL OR FLOUR	17 960	404	200
058 FRUIT PRESERVED,PREPARED	174	71	34	054 VEG ETC FRSH,SMPLY PRSV,D	1 878	5 677	2 680
061 SUGAR AND HONEY	76 166	3 040	1 466	061 SUGAR AND HONEY	146 011	5 962	2 771
111 NON-ALCOHL BEVERAGES NES	576	110	50	072 COCOA	302	106	49
112 ALCOHOLIC BEVERAGES	2 188	351	165	081 FEEDING STUFF FOR ANIMLS	620	185	74
334 PETROLEUM PRODUCTS,REFIN	763	151	70	098 EDIBLE PRODUCTS,PREPS NES	266	147	70
423 FIXED VEG OILS,SOFT	28 698	5 149	2 454	112 ALCOHOLIC BEVERAGES	636	332	155
514 NITROGEN-FUNCTN COMPOUNDS	215	138	61	233 RUBBER,SYNTHTIC,RECLAIMD	5 130	1 365	632
516 OTHER ORGANIC CHEMICALS	351	77	38	266 SYNTHETIC FIBRE TO SPIN	8 906	3 767	1 786
523 OTHR INORGANIC CHEMICALS	1 979	286	137	269 WASTE OF TEXTILE FABRICS	1 684	266	122
532 DYES NES,TANNING PRODS	770	224	110	274 SULPHUR ETC	10 006	809	366
541 MEDICINAL ETC PRODUCTS	287	936	439	278 OTHER CRUDE MINERALS	3 000	100	44
551 ESSENTL OIL,PERFUME,ETC	22	140	63	288 NONFERR METAL SCRAP NES	1 057	239	117
553 PERFUMERY,COSMETICS,ETC	34	81	38	291 CRUDE ANIMAL MTRIALS NES	121	126	61
564 SOAPS,CLEANING ETC PREPS	1 715	400	184	292 CRUDE VEG MATERIALS NES	488	1 898	891
572 EXPLOSIVES,PYROTECH PROD	204	89	39	323 BRIQUETS,COKE,SEMI-COKE	7 485	309	143
582 PROD OF CONDENSATION ETC	353	170	77	334 PETROLEUM PRODUCTS,REFIN	10 287	2 246	1 067
583 PROD OF POLYMERIZING ETC	5 701	899	435	335 RESIDUAL PETRLM PROD NES	19 538	3 372	1 532
				411 ANIMAL OILS AND FATS	10 946	1 254	584
				423 FIXED VEG OILS,SOFT	3 535	616	288
				431 PROCESD ANML VEG OIL,ETC	1 494	222	105



## 7 IMPORTS AND EXPORTS (SPECIAL TRADE) BY COUNTRIES OF PRODUCTION AND CONSUMPTION AND BY GROUPS OF THE SITC-REV. II 1986

GROUP DESCRIPTION	DT = 100 KG	1 000 DM	1 000 \$	GROUP DESCRIPTION	DT = 100 KG	1 000 DM	1 000 \$
511 HYDROCARBONS NES, DERIVS	3 762	450	210	873 METERS & COUNTERS NES	11	226	103
512 ALCOHOLS, PHENOLS, ETC	6 216	2 239	1 043	874 MEASURING, CONTROLLING INSTR	219	6 642	3 082
513 ORGANIC ACIDS, ETC	9 478	1 957	914	881 PHOTO APPAR & EQUIPT NES	13	191	85
514 NITROGEN-FUNCTN COMPOUNDS	3 236	1 586	762	882 PHOTO, CINEMA SUPPLIES	863	1 383	625
515 ORG-INORG COMPOUNDS ETC	1 479	2 553	1 187	884 OPTICAL GOODS NES	3	379	174
516 OTHER ORGANIC CHEMICALS	875	887	420	885 WATCHES AND CLOCKS	18	336	155
522 INORG ELEMNTS, OXIDES, ETC	19 952	3 119	1 414	892 PRINTED MATTER	1 535	953	443
523 OTHR INORGANIC CHEMICALS	16 696	1 402	638	893 ARTICLES OF PLASTIC NES	744	1 353	629
531 SYNT DYE, NAT INDGO, LAKES	2 096	6 004	2 751	894 TOYS, SPORTING GOODS, ETC	99	177	79
532 DYES NES, TANNING PRODS	12 615	2 211	1 023	895 OFFICE SUPPLIES NES	246	595	279
533 PIGMENTS, PAINTS, ETC	5 379	2 239	1 060	897 GOLD SILVER WARE, JEWELRY		773	353
541 MEDICINAL ETC PRODUCTS	2 885	12 150	5 597	898 MUSICAL INSTRUMENTS, PTS	33	203	96
551 ESSENTL OIL, PERFUME, ETC	328	883	417	899 OTHER MANUFACTURED GOODS	197	743	336
553 PERFUMERY, COSMETICS, ETC	171	106	46	951 WAR FIREARMS, AMMUNITION	18	165	79
554 SOAPS, CLEANING ETC PREPS	6 057	1 842	839				
562 FERTILIZERS MANUFACTURED	58 870	2 135	971	UGANDA			
582 PROD OF CONDENSATION ETC	37 263	9 982	4 501				
583 PROD OF POLYMERIZING ETC	86 409	15 204	7 055	IMPORTS	106 350	76 202	34 758
584 CELLULOSE DERIVATIVES ETC	555	480	224				
591 PESTICIDES, DISINFECTANTS	15 155	9 617	4 443	057 FRUIT, NUTS, FRESH, DRIED	1 997	219	105
592 STARCH, INULIN, GLUTEN, ETC	1 514	770	359	071 COFFEE AND SUBSTITUTES	93 326	72 066	32 821
598 MISC CHEMICAL PRODS NES	13 628	4 708	2 175	072 COCOA	1 300	604	298
605 INDUSTRIAL PLANT, CHAP 73	355	530	227	263 COTTON	9 699	3 123	1 443
612 LEATHER ETC MANUFACTURES	38	147	70	781 PASS MOTOR VEH EXC BUSES	16	100	50
621 MATERIALS OF RUBBER	389	510	237				
625 RUBBER TYRES, TUBES	637	617	275	EXPORTS	78 075	73 730	34 638
628 RUBBER ARTICLES NES	683	1 051	477				
641 PAPER AND PAPERBOARD	25 964	3 538	1 628	022 MILK AND CREAM	12 500	2 647	1 329
642 ARTICLES OF PAPER ETC	1 461	1 028	478	061 SUGAR AND HONEY	11 990	534	235
651 TEXTILE YARN AND THREAD	271	267	118	112 ALCOHOLIC BEVERAGES	1 503	221	104
653 WOVN MAN-MADE FIB FABRIC	282	510	250	269 WASTE OF TEXTILE FABRICS	457	178	84
656 LACE, RIBBONS, TULLE, ETC	19	76	34	411 ANIMAL OILS AND FATS	710	74	37
657 SPECIAL TEXTILE ETC PROD	866	1 125	520	522 INORG ELEMNTS, OXIDES, ETC	230	64	30
658 TEXTILE ARTICLES NES	166	181	81	523 OTHR INORGANIC CHEMICALS	347	149	74
662 CLAY, REFRACTORY BLDG PRD	10 349	2 412	1 118	531 SYNT DYE, NAT INDGO, LAKES	72	242	110
663 OTH NONMETAL MINERAL MFS	1 208	667	310	541 MEDICINAL ETC PRODUCTS	741	3 850	1 794
664 GLASS	521	143	66	583 PROD OF POLYMERIZING ETC	1 637	789	361
665 GLASSWARE	4 054	865	402	591 PESTICIDES, DISINFECTANTS	195	369	177
667 PEARL, PREC., SEMI-P STONE		421	195	598 MISC CHEMICAL PRODS NES	302	193	90
672 IRON, STL PRIMARY FORMS	43 414	2 651	1 271	605 INDUSTRIAL PLANT, CHAP 73	97	150	73
673 IRON AND STEEL SHAPES	11 839	857	394	621 MATERIALS OF RUBBER	417	489	215
674 IRN, STL UNIV PLATE, SHEET	49 830	5 865	2 738	625 RUBBER TYRES, TUBES	667	630	297
675 IRON, STEEL HOOP, STRIP	7 180	788	386	628 RUBBER ARTICLES NES	44	107	48
676 IRON, STL TUBES, PIPES, ETC	11 591	1 918	865	635 WOOD MANUFACTURES NES	405	163	79
682 COPPER EXC CEMENT COPPER	831	646	297	641 PAPER AND PAPERBOARD	747	242	115
684 ALUMINIUM	3 736	3 154	1 482	642 ARTICLES OF PAPER ETC	5 916	1 631	735
686 ZINC	6 452	1 150	527	657 SPECIAL TEXTILE ETC PROD	11	90	42
691 STRUCTURES AND PARTS NES	5 020	4 863	2 159	658 TEXTILE ARTICLES NES	35	96	43
692 METAL TANKS, BOXES, ETC	88	158	75	661 CEMENT ETC BUILDING PROD	636	166	83
693 WIRE PRODUCTS NON ELECTR	1 437	417	182	662 CLAY, REFRACTORY BLDG PRD	490	125	62
694 STL, COPPR NAILS, NUTS, ETC	95	295	128	663 OTH NONMETAL MINERAL MFS	35	146	62
695 TOOLS	1 483	2 990	1 368	666 POTTERY	34	97	44
696 CUTLERY	59	245	106	676 RAILWAY RAILS ETC IRN, STL	142	93	46
697 BASE MTL HOUSEHOLD EQUIP	351	504	230	678 IRON, STL TUBES, PIPES, ETC	4 695	990	451
699 OTHER METAL MANUFACTURES	4 324	2 500	1 131	684 ALUMINIUM	961	585	284
700 INDUSTRIAL PLANT, CHAP 84	1 786	1 102	472	691 STRUCTURES AND PARTS NES	134	102	44
703 INDUSTRIAL PLANT, CHAP 85	111	139	60	692 METAL TANKS, BOXES, ETC	155	78	36
713 INTRNL COMBUS PISTN ENGN	494	2 633	1 205	693 WIRE PRODUCTS NON ELECTR	676	110	49
714 ENGINES & MOTORS NES	4	789	390	694 STL, COPPR NAILS, NUTS, ETC	176	155	70
716 ROTATING ELECTRIC PLANT	344	1 674	732	695 TOOLS	189	438	203
718 OTH POWER GENERATG MACHY	241	879	419	699 OTHER METAL MANUFACTURES	94	192	87
721 AGRIC MACHY, EXC TRACTORS	2 928	3 655	1 673	700 INDUSTRIAL PLANT, CHAP 84	67	230	113
722 TRACTORS NON-ROAD	4 756	5 051	2 289	703 INDUSTRIAL PLANT, CHAP 85	28	124	61
723 CIVIL ENGINEERG EQUIP ETC	3 556	5 047	2 338	713 INTRNL COMBUS PISTN ENGN	149	1 256	620
724 TEXTILE, LEATHER MACHNRY	5 704	17 767	8 442	716 ROTATING ELECTRIC PLANT	274	975	471
725 PAPER ETC MILL MACHINERY	857	2 379	1 099	722 TRACTORS NON-ROAD	1 015	925	411
726 PRINTG, BKBINDG MACHY, PTS	1 127	4 583	2 170	723 CIVIL ENGINEERG EQUIP ETC	1 278	2 020	959
727 FOOD MACHRY NON-DOMESTIC	4 655	10 635	5 174	724 TEXTILE, LEATHER MACHNRY	23	216	98
728 OTH MACHY FOR SPCL INDUS	1 840	6 946	3 251	725 PAPER ETC MILL MACHINERY	32	225	103
736 MACHINE TOOLS FOR METAL	542	2 176	974	726 PRINTG, BKBINDG MACHY, PTS	646	2 713	1 312
737 METALWORKING MACHNRY NES	415	403	185	727 FOOD MACHRY NON-DOMESTIC	4 443	8 380	3 963
741 HEATING, COOLING EQUIPMNT	2 495	6 570	3 060	728 OTH MACHY FOR SPCL INDUS	1 431	2 469	1 207
742 PUMPS FOR LIQUIDS ETC	367	1 749	828	736 MACHINE TOOLS FOR METAL	367	1 521	697
743 PUMPS NES, CENTRIFUGES ETC	993	4 048	1 895	741 HEATING, COOLING EQUIPMNT	49	402	190
744 MECHANICAL HANDLING EQU	1 691	3 548	1 645	742 PUMPS FOR LIQUIDS ETC	394	871	374
745 NONELEC MACHY, TOOLS NES	4 514	20 059	9 637	743 PUMPS NES, CENTRIFUGES ETC	92	535	250
749 NONELEC MACH PTS, ACC NES	963	4 917	2 280	744 MECHANICAL HANDLING EQU	651	750	369
751 OFFICE MACHINES	132	624	290	745 NONELEC MACHY, TOOLS NES	1 278	1 373	638
752 AUTOMTIC DATA PROC EQUIP	23	666	301	749 NONELEC MACH PTS, ACC NES	173	693	316
759 OFFICE & ADP MCH PTS, ACC	7	386	169	751 OFFICE MACHINES	17	138	59
761 TELEVISION RECEIVERS	154	598	276	752 AUTOMTIC DATA PROC EQUIP	4	71	34
762 RADIO BROADCAST RECEIVRS	48	228	98	763 SOUND RECORDRS, PHONOGRAPH	3	301	135
763 SOUND RECORDRS, PHONOGRPH	35	199	89	764 TELECOM EQPT, PTS, ACC NES	50	636	293
764 TELECOM EQPT, PTS, ACC NES	129	6 190	2 824	771 ELECTRIC POWER MACHY NES	43	104	47
771 ELECTRIC POWER MACHY NES	75	1 624	743	772 SWITCHGEAR ETC & PTS NES	30	290	135
772 SWITCHGEAR ETC & PTS NES	364	3 100	1 436	774 ELECTRO-MEDCL, XRAY EQUIP	6	136	65
773 ELECTR DISTRIBUTING MACH	2 733	2 024	866	775 HOUSEHOLD TYPE EQUIP NES	27	65	30
774 ELECTRO-MEDCL, XRAY EQUIP	120	2 922	1 375	778 ELECTRICAL MACHINERY NES	171	371	168
775 HOUSEHOLD TYPE EQUIP NES	156	433	203	781 PASS MOTOR VEH EXC BUSES	1 948	5 039	2 275
778 ELECTRICAL MACHINERY NES	761	2 528	1 153	782 LORRIES, SPCL MTR VEH NES	5 237	9 818	4 683
781 PASS MOTOR VEH EXC BUSES	3 930	11 990	5 584	783 ROAD MOTOR VEHICLES NES	648	753	351
782 LORRIES, SPCL MTR VEH NES	7 318	13 454	6 436	784 MOTOR VEHCL PTS, ACC NES	1 556	4 214	1 975
783 ROAD MOTOR VEHICLES NES	1 109	1 682	747	786 VEH NES NONMOTR, TRAILERS	1 157	826	362
784 MOTOR VEHCL PTS, ACC NES	3 951	13 593	6 356	791 RAILWAY VEHICLES	78	394	189
786 VEH NES NONMOTR, TRAILERS	1 876	1 775	869	821 FURNITURE	204	756	370
791 RAILWAY VEHICLES	42	303	135	848 HEADGEAR, NONTXTL CLOTHNG	23	84	40
792 AIRCRAFT	42	3 233	1 443	851 FOOTWEAR	79	217	102
793 SHIPS AND BOATS	82 615	2 660	1 170	871 OPTICAL INSTRUMENTS	3	80	37
812 PLUMBG, HEATING, LGHTNG EQU	271	422	199	872 MEDICAL INSTRUMENTS NES	601	3 802	1 783
821 FURNITURE	248	320	140	873 METERS & COUNTERS NES	1	125	59
831 TRAVEL GOODS, HANDBAGS	16	176	79	874 MEASURING, CONTROLLING INSTR	40	401	193
848 HEADGEAR, NONTXTL CLOTHNG	77	164	73	882 PHOTO, CINEMA SUPPLIES	29	115	50
851 FOOTWEAR	115	539	252	893 ARTICLES OF PLASTIC NES	1 269	455	214
871 OPTICAL INSTRUMENTS	12	433	202	895 OFFICE SUPPLIES NES	81	283	133
872 MEDICAL INSTRUMENTS NES	198	1 612	743				



## 7 IMPORTS AND EXPORTS (SPECIAL TRADE) BY COUNTRIES OF PRODUCTION AND CONSUMPTION AND BY GROUPS OF THE SITC-REV. II 1986

GROUP DESCRIPTION	DT = 100 KG	1 000 DM	1 000 \$	GROUP DESCRIPTION	DT = 100 KG	1 000 DM	1 000 \$
TANZANIA				716 ROTATING ELECTRIC PLANT	136	426	189
IMPORTS				718 OTH POWER GENERATG MACHY	6	81	38
034 FISH FRESH, CHILLED, FROZN	4	186	88	721 AGRIC MACHY, EXC TRACTORS	929	1 338	626
054 VEG ETC FRSH, SMPLY PRSVD	2 769	1 111	480	722 TRACTORS NON-ROAD	933	982	445
071 COFFEE AND SUBSTITUTES	260 627	229 524	102 425	723 CIVIL ENGINEERG EQUIP ETC	1 874	2 277	1 086
072 COCOA	5 919	3 291	1 468	724 TEXTILE, LEATHER MACHNRY	877	4 515	2 001
074 TEA AND MATE	174	127	55	725 PAPER ETC MILL MACHINERY	191	917	445
075 SPICES	122	127	61	726 PRINTG, BKBINDG MACHY, PTS	299	2 198	995
121 TOBACCO UNMNFCTRD, REFUSE	1 437	709	327	727 FOOD MACHRY NON-DOMESTIC	38	219	105
222 SEEDS FOR 'SOFT' FIXED OIL	896	66	30	728 OTH MACHY FOR SPCL INDUS	713	2 429	1 134
223 SEEDS FOR OTH FIXED OILS	4 705	309	137	736 MACHINE TOOLS FOR METAL	360	759	343
248 WOOD SHAPED	531	510	237	737 METALWORKING MACHNRY NES	16	69	35
265 VEG FIBRE, EXCL COTN JUTE	766	179	78	741 HEATING, COOLING EQUIPMNT	360	1 375	642
291 CRUDE ANIMAL MTRIALS NES	56	387	172	742 PUMPS FOR LIQUIDS ETC	307	969	437
292 CRUDE VEG MATERIALS NES	2 174	1 514	704	743 PUMPS NES, CENTRIFUGES ETC	135	642	291
431 PROCESD ANML VEG OIL, ETC	972	638	299	744 MECHANICAL HANDLING EQU	1 041	1 725	786
635 WOOD MANUFACTURES NES	397	277	130	745 NONELEC MACHY, TOOLS NES	527	1 745	801
651 TEXTILE YARN AND THREAD	1 031	494	234	749 NONELEC MACH PTS, ACC NES	299	1 029	482
652 COTTON FABRICS, WOVEN	106	85	42	751 OFFICE MACHINES	45	298	140
657 SPECIAL TEXTILE ETC PROD	33 558	5 320	2 387	752 AUTOMTIC DATA PROC EQUIP	3	313	149
667 PEARL, PREC., SEMI-P STONE	1	202	93	759 OFFICE & ADP MCH PTS, ACC	12	149	68
723 CIVIL ENGINEERG EQUIP ETC	13	100	44	763 SOUND RECORDRS, PHONOGRPH	2	131	66
728 OTH MACHY FOR SPCL INDUS	39	100	44	764 TELECOM EQPT, PTS, ACC NES	188	3 511	1 553
812 PLUMBGG, HEATNG, LGHTNG EQU	542	305	142	771 ELECTRIC POWER MACHY NES	91	196	88
899 OTHER MANUFACTURED GOODS		97	45	772 SWITCHGEAR ETC & PTS NES	326	1 462	672
941 ZOO ANIMALS, PETS	64	576	267	773 ELECTR DISTRIBUTING MACH	424	277	131
EXPORTS				774 ELECTRO-MEDCL, XRAY EQUIP	21	183	87
014 MEAT PREPD, PRSVD, NES ETC	178	108	54	775 HOUSEHOLD TYPE EQUIP NES	103	167	74
022 MILK AND CREAM	26 128	5 989	2 827	776 TRANSISTORS, VALVES, ETC	28	119	55
023 BUTTER	682	279	134	778 ELECTRICAL MACHINERY NES	955	1 113	483
046 WHEAT ETC MEAL OR FLOUR	12 371	351	173	781 PASS MOTOR VEH EXC BUSES	3 275	8 053	3 696
054 VEG ETC FRSH, SMPLY PRSVD	205	372	174	782 LORRIES, SPCL MTR VEH NES	2 849	2 288	1 085
061 SUGAR AND HONEY	46 791	1 976	903	783 ROAD MOTOR VEHICLES NES	1 243	1 219	590
098 EDIBLE PRODCTS PREPS NES	478	125	60	784 MOTOR VEHCL PTS, ACC NES	629	1 622	747
233 RUBBER, SYNTHTIC, RECLAIMD	1 907	523	245	785 MOTOR & OTHER CYCLES ETC	158	300	142
269 WASTE OF TEXTILE FABRICS	3 452	626	292	786 VEH NES NONMOTR, TRAILERS	1 404	671	322
278 OTHER CRUDE MINERALS	6 801	226	112	791 RAILWAY VEHICLES	170	1 010	478
292 CRUDE VEG MATERIALS NES	202	526	252	812 PLUMBGG, HEATNG, LGHTNG EQU	184	101	46
334 PETROLEUM PRODUCTS, REFIN	4 721	854	396	821 FURNITURE	482	420	193
335 RESIDUAL PETRLM PROD NES	1 821	272	130	842 MENS OUTERWEAR NOT KNIT	42	144	67
411 ANIMAL OILS AND FATS	13 639	987	493	843 WOMENS OUTERWEAR NONKNIT	32	150	65
423 FIXED VEG OILS, SOFT	634	100	45	845 OUTERWEAR KNIT NONELASTC	26	82	34
431 PROCESD ANML VEG OIL, ETC	21 969	3 023	1 382	848 HEADGEAR, NONXTL CLOTHNG	60	173	77
512 ALCOHOLS, PHENOLS, ETC	155	85	39	851 FOOTWEAR	71	137	61
513 ORGANIC ACIDS, ETC	741	423	210	871 OPTICAL INSTRUMENTS	3	87	36
514 NITROGEN-FUNCTN COMPOUNDS	457	208	104	872 MEDICAL INSTRUMENTS NES	120	594	281
515 ORG-INORG COMPOUNDS ETC	278	638	319	873 METERS & COUNTERS NES	93	156	75
516 OTHER ORGANIC CHEMICALS	575	836	409	874 MEASURNG, CONTROLNG INSTR	584	942	438
522 INORG ELEMNTS, OXIDES, ETC	12 709	1 053	493	882 PHOTO, CINEMA SUPPLIES	221	899	395
523 OTHR INORGANIC CHEMICALS	10 124	635	306	892 PRINTED MATTER	545	671	308
531 SYNT DYE, NAT INDGO, LAKES	530	2 076	918	893 ARTICLES OF PLASTIC NES	1 223	658	313
533 PIGMENTS, PAINTS, ETC	2 225	944	454	894 TOYS, SPORTING 'GOODS, ETC	106	394	179
541 MEDICINAL ETC PRODUCTS	3 619	12 419	5 801	895 OFFICE SUPPLIES NES	60	235	114
551 ESSENTL OIL, PERFUME, ETC	67	404	172	898 MUSICAL INSTRUMENTS, PTS	18	89	42
554 SOAPS, CLEANING ETC PREPS	3 478	1 273	629	899 OTHER MANUFACTURED GOODS	28	203	97
582 PROD OF CONDENSATION ETC	3 365	949	456	SEYCHELLES			
583 PROD OF POLYMERIZING ETC	8 631	2 277	1 081	IMPORTS			
584 CELLULOSE DERIVATIVES ETC	92	75	34	339	132		58
591 PESTICIDES, DISINFECTANTS	11 130	7 881	3 682	EXPORTS			
592 STARCH, INULIN, GLUTEN, ETC	683	279	136	8 848	4 374	2 011	
598 MISC CHEMICAL PRODS NES	2 790	1 236	563	5 000	155		78
605 INDUSTRIAL PLANT, CHAP 73	380	401	177	20	154		70
621 MATERIALS OF RUBBER	168	412	199	297	73		32
625 RUBBER TYRES, TUBES	2 551	2 146	966	2 030	195		92
628 RUBBER ARTICLES NES	55	132	59	58	145		70
635 WOOD MANUFACTURES NES	72	90	42	6	123		55
641 PAPER AND PAPERBOARD	3 383	900	413	723 CIVIL ENGINEERG EQUIP ETC	341	290	124
642 ARTICLES OF PAPER ETC	823	590	273	727 FOOD MACHRY NON-DOMESTIC	33	352	164
651 TEXTILE YARN AND THREAD	298	516	241	728 OTH MACHY FOR SPCL INDUS	22	217	107
652 COTTON FABRICS, WOVEN	45	99	46	745 NONELEC MACHY TOOLS NES	9	101	50
653 WOVN MAN-MADE FIB FABRIC	642	707	317	764 TELECOM EQPT, PTS, ACC NES	15	319	145
655 KNIT ETC FABRICS	112	315	144	774 ELECTRO-MEDCL, XRAY EQUIP	25	460	202
657 SPECIAL TEXTILE ETC PROD	333	338	160	776 TRANSISTORS, VALVES, ETC		82	36
658 TEXTILE ARTICLES NES	62	110	47	781 PASS MOTOR VEH EXC BUSES	54	235	110
661 CEMENT ETC BUILDING PROD	2 671	72	34	872 MEDICAL INSTRUMENTS NES	22	99	46
662 CLAY, REFRACTORY BLDG PRD	10 853	1 451	650	874 MEASURNG, CONTROLNG INSTR	7	157	76
663 OTH NONMETAL MINERAL MFS	1 036	337	156	892 PRINTED MATTER	53	81	39
664 GLASS	764	239	108	BRIT IND OC			
666 POTTERY	31	70	33	IMPORTS			
671 PIG IRON ETC	2 131	341	155	2	21		9
673 IRON AND STEEL SHAPES	9 078	951	437	EXPORTS			
674 IRN, STL UNIV, PLATE, SHEET	10 900	1 658	784	99	231		107
675 IRON, STEEL HOOP, STRIP	4 011	1 021	481	514 NITROGEN-FUNCTN COMPOUNDS			
676 RAILWAY RAILS ETC IRN, STL	6 507	1 339	642	85	165		77
677 IRN, STL WIRE EXCL W ROD	942	142	66	MOZAMBIQUE			
678 IRON, STL TUBES, PIPES ETC	9 256	2 076	1 022	IMPORTS			
679 IRN, STL CASTINGS UNWORKE	145	72	35	21 818	5 170	2 397	
682 COPPER EXC CEMENT COPPER	125	161	76	036 SHELL FISH FRESH, FROZEN			
684 ALUMINIUM	566	420	192	140	191		92
685 LEAD	75	86	39	2 315	2 044		953
687 TIN	140	339	158	586	255		115
691 STRUCTURES AND PARTS NES	2 792	1 191	592	1 390	145		72
692 METAL TANKS, BOXES, ETC	794	470	206	13 367	1 675		781
693 WIRE PRODUCTS NON ELECTR	1 155	530	247	136	135		60
694 STL, COPPR NAILS, NUTS, ETC	423	242	112	965	146		66
695 TOOLS	1 088	2 117	955	2 156	276		121
697 BASE MTL HOUSEHOLD EQUIP	129	194	89		123		55
699 OTHER METAL MANUFACTURES		612	287	667 PEARL, PREC., SEMI-P STONE			
700 INDUSTRIAL PLANT, CHAP 84	3 244	4 710	2 146				
711 STEAM BOILERS & AUX PLNT	308	442	190				
713 INTRNL COMBUS PISTN ENGN	198	1 657	785				



## 7 IMPORTS AND EXPORTS (SPECIAL TRADE) BY COUNTRIES OF PRODUCTION AND CONSUMPTION AND BY GROUPS OF THE SITC-REV. II 1986

GROUP DESCRIPTION	DT = 100 KG	1 000 DM	1 000 \$	GROUP DESCRIPTION	DT = 100 KG	1 000 DM	1 000 \$
EXPORTS	82 808	70 297	33 233	515 ORG-INORG COMPOUNDS ETC	341	179	88
022 MILK AND CREAM	12 958	3 194	1 538	516 OTHER ORGANIC CHEMICALS	58	109	48
023 BUTTER	2 000	1 601	707	522 INORG ELEMNTS, OXIDES, ETC	1 668	488	213
037 FISH ETC PREPD PRSVD NES	1 000	429	213	523 OTHR INORGANIC CHEMICALS	1 667	105	49
042 RICE	13 794	979	444	531 SYNT DYE, NAT INDGO, LAKES	464	1 469	670
054 VEG ETC FRSH, SMLPLY PRSVD	203	217	96	532 DYES NES, TANNING PRODS	2 169	546	251
061 SUGAR AND HONEY	1 971	138	65	533 PIGMENTS, PAINTS, ETC	2 039	420	200
112 ALCOHOLIC BEVERAGES	1 402	236	108	541 MEDICINAL ETC PRODUCTS	418	2 440	1 053
247 OTH WOOD ROUGH, SQUARED	971	217	103	554 SOAPS, CLEANING ETC PREPS	357	137	63
269 WASTE OF TEXTILE FABRICS	651	340	164	582 PROD OF CONDENSATION ETC	1 408	568	265
292 CRUDE VEG MATERIALS NES	168	225	100	583 PROD OF POLYMERIZING ETC	1 999	674	328
334 PETROLEUM PRODUCTS, REFIN	2 422	545	252	584 CELLULOSE DERIVATIVES ETC	180	259	118
335 RESIDUAL PETRLM PROD NES	1 532	168	83	585 PLASTIC MATERIALS NES	280	156	73
423 FIXED VEG OILS, SOFT	840	110	52	591 PESTICIDES, DISINFECTANTS	276	396	198
511 HYDROCARBONS NES, DERIVS	752	322	160	598 MISC CHEMICAL PRODS NES	2 358	1 071	497
512 ALCOHOLS, PHENOLS, ETC	286	64	30	621 MATERIALS OF RUBBER	20	197	89
514 NITROGEN-FUNCTN COMPOUNDS	177	205	93	625 RUBBER TYRES, TUBES	399	358	160
515 ORG-INORG COMPOUNDS ETC	335	606	298	628 RUBBER ARTICLES NES	38	205	90
522 INORG ELEMNTS, OXIDES, ETC	1 726	304	133	641 PAPER AND PAPERBOARD	318	122	57
523 OTHR INORGANIC CHEMICALS	2 331	250	119	651 TEXTILE YARN AND THREAD	88	87	40
531 SYNT DYE, NAT INDGO, LAKES	266	1 140	510	663 OTH NONMETAL MINERAL MFS	637	122	53
532 DYES NES, TANNING PRODS	784	221	99	671 PIG IRON ETC	525	150	70
533 PIGMENTS, PAINTS, ETC	390	302	140	673 IRON AND STEEL SHAPES	1 078	96	44
541 MEDICINAL ETC PRODUCTS	1 745	6 085	2 822	674 IRN, STL UNIV, PLATE, SHEET	4 654	810	378
554 SOAPS, CLEANING ETC PREPS	825	365	162	695 TOOLS	96	395	181
582 PROD OF CONDENSATION ETC	130	68	30	699 OTHER METAL MANUFACTURES	2 560	961	432
583 PROD OF POLYMERIZING ETC	1 325	328	157	713 INTRNL COMBUS PISTN ENGN	221	1 350	625
585 PLASTIC MATERIALS NES	100	122	54	716 ROTATING ELECTRIC PLANT	77	192	89
591 PESTICIDES, DISINFECTANTS	139	639	276	721 AGRIC MACHY, EXC TRACTORS	548	1 291	574
598 MISC CHEMICAL PRODS NES	1 256	491	219	722 TRACTORS NON-ROAD	1 853	2 493	1 160
628 RUBBER ARTICLES NES	19	96	47	723 CIVIL ENGINEERG EQUIP ETC	733	764	354
642 ARTICLES OF PAPER ETC	155	79	38	724 TEXTILE, LEATHER MACHNRY	2 520	10 057	4 862
651 TEXTILE YARN AND THREAD	147	108	47	726 PRINTG, BKBINDG MACHY, PTS	54	243	117
657 SPECIAL TEXTILE ETC PROD	118	293	134	727 FOOD MACHRY NON-DOMESTIC	52	339	157
662 CLAY, REFRACTORY BLDG PRD	1 012	163	75	728 OTH MACHY FOR SPCL INDUS	635	3 339	1 589
663 OTH NONMETAL MINERAL MFS	843	116	54	736 MACHINE TOOLS FOR METAL	10	82	38
674 IRN, STL UNIV, PLATE, SHEET	394	65	32	741 HEATING, COOLING EQUIPMNT	66	128	62
678 IRON, STL TUBES, PIPES, ETC	3 939	696	303	742 PUMPS FOR LIQUIDS ETC	54	271	122
684 ALUMINIUM	114	91	45	743 PUMPS NES, CENTRIFUGES ETC	92	285	133
693 WIRE PRODUCTS NON ELECTR	211	362	182	744 MECHANICAL HANDLING EQU	80	99	48
695 TOOLS	41	220	102	745 NONELEC MACHY, TOOLS NES	21	159	72
699 OTHER METAL MANUFACTURES	332	227	109	749 NONELEC MACH PTS, ACC NES	34	216	96
703 INDUSTRIAL PLANT, CHAP 85	1 437	2 004	1 006	751 OFFICE MACHINES	11	89	42
713 INTRNL COMBUS PISTN ENGN	596	4 146	1 913	772 SWITCHGEAR ETC & PTS NES	9	93	45
716 ROTATING ELECTRIC PLANT	67	382	179	778 ELECTRICAL MACHINERY NES	21	145	66
723 CIVIL ENGINEERG EQUIP ETC	25	107	49	781 PASS MOTOR VEH EXC BUSES	312	900	420
724 TEXTILE, LEATHER MACHNRY	34	322	159	782 LORRIES, SPCL MTR VEH NES	1 105	1 615	738
726 PRINTG, BKBINDG MACHY, PTS	16	152	73	784 MOTOR VEHCL PTS, ACC NES	880	2 927	1 375
727 FOOD MACHRY NON-DOMESTIC	76	279	135	786 VEH NES NONMOTR, TRAILERS	434	183	80
728 OTH MACHY FOR SPCL INDUS	33	518	242	872 MEDICAL INSTRUMENTS NES	18	87	41
736 MACHINE TOOLS FOR METAL	114	385	188	874 MEASURNG, CONTROLNG INSTR	23	358	170
741 HEATING, COOLING EQUIPMNT	43	98	43	881 PHOTO APPAR & EQUIPT NES	10	68	32
743 PUMPS NES, CENTRIFUGES ETC	39	314	145	882 PHOTO, CINEMA SUPPLIES	180	146	64
744 MECHANICAL HANDLING EQU	1 574	7 409	3 672	885 WATCHES AND CLOCKS	25	133	62
745 NONELEC MACHY, TOOLS NES	5	75	36	892 PRINTED MATTER	76	125	52
749 NONELEC MACH PTS, ACC NES	692	2 040	1 017	893 ARTICLES OF PLASTIC NES	84	139	67
764 TELECOM EQPT, PTS, ACC NES	7	247	112	894 TOYS, SPORTING GOODS, ETC	68	93	43
771 ELECTRIC POWER MACHY NES	178	300	147	895 OFFICE SUPPLIES NES	19	98	43
772 SWITCHGEAR ETC & PTS NES	221	1 746	861	REUNION			
773 ELECTR DISTRIBUTING MACH	5 784	4 859	2 224	IMPORTS	38 359	6 460	2 984
778 ELECTRICAL MACHINERY NES	1 155	2 247	1 051	034 FISH FRESH, CHILLED, FROZN	375	235	113
781 PASS MOTOR VEH EXC BUSES	332	1 134	530	057 FRUIT, NUTS, FRESH, DRIED	1 170	143	72
782 LORRIES, SPCL MTR VEH NES	4 850	8 124	3 804	061 SUGAR AND HONEY	1 155	230	107
784 MOTOR VEHCL PTS, ACC NES	1 701	6 983	3 428	075 SPICES	21	265	111
848 HEADGEAR, NONXTL CLOTHNG	3	112	53	112 ALCOHOLIC BEVERAGES	35 425	5 236	2 414
872 MEDICAL INSTRUMENTS NES	61	549	257	EXPORTS	67 558	44 425	20 750
874 MEASURNG, CONTROLNG INSTR	26	845	410	048 CEREAL ETC PREPARATIONS	150	92	42
882 PHOTO, CINEMA SUPPLIES	93	64	30	062 SUGAR PREPS NON-COCOA	181	111	55
884 OPTICAL GOODS NES	2	76	37	098 EDIBLE PRODUCTS, PREPS NES	678	483	226
893 ARTICLES OF PLASTIC NES	1 454	560	250	122 TOBACCO MFRS	100	231	108
MADAGASCAR				278 OTHER CRUDE MINERALS	15 489	375	180
IMPORTS	77 214	56 960	26 134	292 CRUDE VEG MATERIALS NES	84	149	66
036 SHELL FISH FRESH, FROZEN	66	158	79	423 FIXED VEG OILS, SOFT	3 851	591	273
071 COFFEE AND SUBSTITUTES	10 156	7 056	3 404	514 NITROGEN-FUNCTN COMPOUNDS	444	194	92
072 COCOA	308	135	66	531 SYNT DYE, NAT INDGO, LAKES	31	108	48
075 SPICES	12 249	32 391	14 622	533 PIGMENTS, PAINTS, ETC	133	142	64
265 VEG FIBRE, EXCL COTN JUTE	9 959	1 153	538	553 PERFUMERY, COSMETICS, ETC	73	75	34
278 OTHER CRUDE MINERALS	28 718	5 721	2 625	554 SOAPS, CLEANING ETC PREPS	372	99	49
292 CRUDE VEG MATERIALS NES	4 093	1 916	852	562 FERTILIZERS MANUFACTURED	305	95	44
551 ESSENTL OIL, PERFUME, ETC	353	279	131	582 PROD OF CONDENSATION ETC	822	326	147
652 COTTON FABRICS, WOVEN	7 344	5 800	2 730	583 PROD OF POLYMERIZING ETC	1 987	962	435
657 SPECIAL TEXTILE ETC PROD	0	0	0	591 PESTICIDES, DISINFECTANTS	2 166	1 178	543
659 FLOOR COVERINGS ETC	74	76	33	592 STARCH, INULIN, GLUTEN, ETC	320	177	87
663 OTH NONMETAL MINERAL MFS	6	160	72	598 MISC CHEMICAL PRODS NES	1 659	342	157
667 PEARL, PREC., SEMI-P STONE	310	1 086	502	625 RUBBER TYRES, TUBES	498	442	208
773 ELECTR DISTRIBUTING MACH	4	80	37	642 ARTICLES OF PAPER ETC	127	160	71
941 ZOO ANIMALS, PETS	3	78	39	652 COTTON FABRICS, WOVEN	203	468	220
EXPORTS	58 530	48 684	22 741	653 WOVN MAN-MADE FIB FABRIC	208	658	314
022 MILK AND CREAM	8 000	1 947	956	655 KNIT ETC FABRICS	44	90	41
023 BUTTER	2 000	2 048	951	657 SPECIAL TEXTILE ETC PROD	260	141	66
048 CEREAL ETC PREPARATIONS	2 031	231	114	662 CLAY, REFRACTORY BLDG PRD	3 563	487	221
054 VEG ETC FRSH SMLPLY PRSVD	157	145	67	664 GLASS	6 108	729	341
266 SYNTHETIC FIBRE TO SPIN	2 210	890	429	673 IRON AND STEEL SHAPES	793	65	30
274 SULPHUR ETC	1 195	74	33	674 IRN, STL UNIV, PLATE, SHEET	7 164	609	301
292 CRUDE VEG MATERIALS NES	116	196	89	691 STRUCTURES AND PARTS NES	161	223	104
334 PETROLEUM PRODUCTS, REFIN	26	67	30	695 TOOLS	150	200	91
335 RESIDUAL PETRLM PROD NES	3 370	367	181	697 BASE MTL HOUSEHOLD EQUIP	483	165	80
423 FIXED VEG OILS, SOFT	760	102	51	699 OTHER METAL MANUFACTURES	322	221	104
514 NITROGEN-FUNCTN COMPOUNDS	48	113	50	713 INTRNL COMBUS PISTN ENGN	20	138	69
				721 AGRIC MACHY, EXC TRACTORS	47	132	58



## 7 IMPORTS AND EXPORTS (SPECIAL TRADE) BY COUNTRIES OF PRODUCTION AND CONSUMPTION AND BY GROUPS OF THE SITC-REV. II 1986

GROUP DESCRIPTION	DT * 100 KG	1 000 DM	1 000 \$	GROUP DESCRIPTION	DT * 100 KG	1 000 DM	1 000 \$
722 TRACTORS NON-ROAD	696	1 126	524	682 COPPER EXC CEMENT COPPER	136	102	45
723 CIVIL ENGINEERG EQUIP ETC	3 515	2 576	1 226	684 ALUMINIUM	266	361	165
724 TEXTILE, LEATHER MACHNRY	59	158	74	692 METAL TANKS, BOXES, ETC	270	425	193
725 PAPER ETC MILL MACHINERY	34	80	35	694 STL, COPPR NAILS, NUTS, ETC	63	96	42
726 PRINTG, BKBINDG MACHY, PTS	150	876	417	695 TOOLS	113	302	137
727 FOOD MACHRY NON-DOMESTIC	118	452	226	699 OTHER METAL MANUFACTURES	488	1 148	530
728 OTH MACHY FOR SPCL INDUS	151	571	264	711 STEAM BOILERS & AUX PLNT	115	188	89
743 PUMPS NES, CENTRIFUGES ETC	30	136	63	712 STEAM ENGINES, TURBINES	22	112	49
744 MECHANICAL HANDLING EQU	572	623	287	713 INTRNL COMBUS PISTN ENGN	47	237	109
745 NONELEC MACHY, TOOLS NES	81	551	256	716 ROTATING ELECTRIC PLANT	5	74	35
749 NONELEC MACH PTS, ACC NES	26	176	83	722 TRACTORS NON-ROAD	90	103	47
751 OFFICE MACHINES	57	356	163	723 CIVIL ENGINEERG EQUIP ETC	875	1 096	494
759 OFFICE & ADP MCH PTS, ACC		96	43	724 TEXTILE, LEATHER MACHNRY	1 477	5 998	2 802
761 TELEVISION RECEIVERS	395	1 333	622	725 PAPER ETC MILL MACHINERY	28	86	39
763 SOUND RECORDRS, PHONOGRPH	23	410	192	726 PRINTG, BKBINDG MACHY, PTS	55	335	156
764 TELECOM EQPT, PTS, ACC NES	19	133	64	727 FOOD MACHRY NON-DOMESTIC	10	121	58
775 HOUSEHOLD TYPE EQUIP NES	167	327	151	728 OTH MACHY FOR SPCL INDUS	1 313	2 113	955
778 ELECTRICAL MACHINERY NES	342	445	204	736 MACHINE TOOLS FOR METAL	40	86	41
781 PASS MOTOR VEH EXC BUSES	6 056	13 655	6 371	741 HEATING, COOLING EQUIPMNT	1 785	1 134	525
782 LORRIES, SPCL MTR VEH NES	1 828	2 621	1 253	742 PUMPS FOR LIQUIDS ETC	50	258	114
783 ROAD MOTOR VEHICLES NES	65	100	44	743 PUMPS NES, CENTRIFUGES ETC	123	373	168
784 MOTOR VEHCL PTS, ACC NES	395	1 535	716	744 MECHANICAL HANDLING EQU	51	82	39
791 RAILWAY VEHICLES	150	188	91	745 NONELEC MACHY, TOOLS NES	87	802	382
821 FURNITURE	438	153	68	749 NONELEC MACH PTS, ACC NES	876	1 700	754
831 TRAVEL GOODS, HANDBAGS	49	142	65	752 AUTOMTIC DATA PROC EQUIP	57	554	258
846 UNDERWEAR KNITTED	4	65	30	764 TELECOM EQPT, PTS, ACC NES	25	510	242
871 OPTICAL INSTRUMENTS	3	135	63	772 SWITCHGEAR ETC & PTS NES	37	117	53
872 MEDICAL INSTRUMENTS NES	13	68	34	774 ELECTRO-MEDCL, XRAY EQUIP	1	82	39
874 MEASURNG, CONTROLNG INSTR	11	345	155	775 HOUSEHOLD TYPE EQUIP NES	57	130	57
881 PHOTO APPAR & EQUIPT NES	64	431	213	778 ELECTRICAL MACHINERY NES	28	189	90
882 PHOTO, CINEMA SUPPLIES	522	998	470	781 PASS MOTOR VEH EXC BUSES	634	1 467	669
893 ARTICLES OF PLASTIC NES	1 228	826	369	782 LORRIES, SPCL MTR VEH NES	66	73	36
894 TOYS, SPORTING GOODS, ETC	40	89	43	784 MOTOR VEHCL PTS, ACC NES	169	446	207
895 OFFICE SUPPLIES NES	49	301	138	785 MOTOR & OTHER CYCLES ETC	80	109	50
897 GOLD, SILVER WARE, JEWELRY		103	48	846 UNDERWEAR KNITTED	29	169	84
899 OTHER MANUFACTURED GOODS	169	473	219	847 TXTL CLTHNG ACCESRY NES	67	236	111
				872 MEDICAL INSTRUMENTS NES	16	126	49
MAURITIUS				874 MEASURNG, CONTROLNG INSTR	19	194	93
IMPORTS	53 829	123 254	57 456	881 PHOTO APPAR & EQUIPT NES	16	108	50
034 FISH FRESH, CHILLED, FROZN	371	310	138	882 PHOTO, CINEMA SUPPLIES	351	688	320
037 FISH ETC PREPD PRSVD NES	433	260	116	884 OPTICAL GOODS NES	20	388	179
057 FRUIT, NUTS, FRESH, DRIED	557	225	110	885 WATCHES AND CLOCKS	6	1 683	788
061 SUGAR AND HONEY	22 932	3 283	1 507	892 PRINTED MATTER	137	180	79
074 TEA AND MATE	902	489	223	893 ARTICLES OF PLASTIC NES	212	413	193
288 NONFERR METAL SCRAP NES	736	139	66	894 TOYS, SPORTING GOODS, ETC	54	308	148
292 CRUDE VEG MATERIALS NES	89	264	122	895 OFFICE SUPPLIES NES	85	242	110
635 WOOD MANUFACTURES NES	12	199	91	897 GOLD, SILVER WARE, JEWELRY	30	8 436	3 900
651 TEXTILE YARN AND THREAD	7 015	4 767	2 179	899 OTHER MANUFACTURED GOODS	45	191	88
699 OTHER METAL MANUFACTURES	22	732	342	971 GOLD, NON MONETARY NES	1 151	532	
842 MENS OUTERWEAR NOT KNIT	2 421	16 704	7 824	COMOROS			
843 WOMENS OUTERWEAR NONKNIT	357	933	451	IMPORTS	1 367	3 198	1 474
844 UNDERWEAR NOT KNIT	162	664	293	075 SPICES	1 360	3 159	1 454
845 OUTERWEAR KNIT NONELASTC	14 421	70 520	33 026	EXPORTS	6 064	1 949	929
846 UNDERWEAR KNITTED	2 606	10 067	4 598	011 MEAT FRESH, CHILLD, FROZEN	4 077	389	181
847 TXTL CLTHNG ACCESRY NES	29	142	67	023 BUTTER	1 000	327	163
848 HEADGEAR, NONTXTL CLOTHNG	97	1 253	566	037 FISH ETC PREPD PRSVD NES	200	93	47
884 OPTICAL GOODS NES	110	1 205	560	652 COTTON FABRICS, WOVEN	60	132	58
885 WATCHES AND CLOCKS	41	4 152	1 936	655 KNIT ETC FABRICS	96	134	67
894 TOYS, SPORTING GOODS, ETC	291	1 976	917	722 TRACTORS NON-ROAD	145	209	101
897 GOLD, SILVER WARE, JEWELRY	15	3 273	1 534	764 TELECOM EQPT, PTS, ACC NES	4	92	45
971 GOLD, NON MONETARY NES		377	170	782 LORRIES, SPCL MTR VEH NES	212	192	95
EXPORTS	62 352	67 915	31 346	MAYOTTE			
054 VEG ETC FRSH, SMPLY PRSVD	140	125	57	EXPORTS	340	38	16
091 MARGARINE AND SHORTENING	14 541	2 446	1 121	ZAMBIA			
266 SYNTHETIC FIBRE TO SPIN	1 088	449	205	IMPORTS	26 924	25 018	11 089
278 OTHER CRUDE MINERALS	1 715	71	30	034 FISH FRESH, CHILLED, FROZN	3	95	42
424 FIXED VEG OIL NONSOFT	1 112	216	99	057 FRUIT, NUTS, FRESH, DRIED	316	65	30
431 PROCSD ANML VEG OIL, ETC	4 613	819	375	071 COFFEE AND SUBSTITUTES	1 734	1 642	773
512 ALCOHOLS, PHENOLS, ETC	447	193	83	121 TOBACCO UNMNFCTRD, REFUSE	4 377	3 683	1 675
513 ORGANIC ACIDS, ETC	1 582	468	220	278 OTHER CRUDE MINERALS	1 679	126	62
514 NITROGEN-FUNCTN COMPOUNDS	716	908	417	288 NONFERR METAL SCRAP NES	100	188	94
515 ORG-INORG COMPOUNDS ETC	27	96	43	667 PEARL, PREC, SEMI-P STONE	71	1 558	735
522 INORG ELEMNTS, OXIDES, ETC	445	165	74	682 COPPER EXC CEMENT COPPER	8 223	2 878	1 226
523 OTHR INORGANIC CHEMICALS	5 815	583	264	686 ZINC	6 971	1 117	500
531 SYNT DYE NAT INDOGO, LAKES	1 134	4 829	2 244	689 NON-FER BASE METALS NES	3 212	12 839	5 575
532 DYES NES, TANNING PRODS	59	90	43	716 ROTATING ELECTRIC PLANT	1	81	36
533 PIGMENTS, PAINTS, ETC	209	237	112	EXPORTS	90 405	76 636	35 238
541 MEDICINAL ETC PRODUCTS	299	1 781	829	046 WHEAT ETC MEAL OR FLOUR	7 305	310	127
551 ESSENTL OIL, PERFUME, ETC	31	423	193	054 VEG ETC FRSH, SMPLY PRSVD	78	264	124
553 PERFUMERY, COSMETICS, ETC	54	96	41	112 ALCOHOLIC BEVERAGES	586	109	49
554 SOAPS, CLEANING ETC PREPS	960	531	245	266 SYNTHETIC FIBRE TO SPIN	535	303	146
582 PROD OF CONDENSATION ETC	584	319	145	269 WASTE OF TEXTILE FABRICS	130	154	76
583 PROD OF POLYMERIZING ETC	2 491	773	360	274 SULPHUR ETC	2 054	135	60
584 CELLULOSE DERIVATIVES ETC	133	148	72	292 CRUDE VEG MATERIALS NES	153	293	127
591 PESTICIDES, DISINFECTANTS	673	795	367	334 PETROLEUM PRODUCTS, REFIN	600	185	85
592 STARCH, INULIN, GLUTEN, ETC	116	117	51	335 RESIDUAL PETRLM PROD NES	6 715	1 485	677
598 MISC CHEMICAL PRODS NES	1 790	797	369	511 HYDROCARBONS NES, DERIVS	130	87	42
621 MATERIALS OF RUBBER	160	96	45	512 ALCOHOLS, PHENOLS, ETC	162	320	158
625 RUBBER TYRES, TUBES	465	153	71	515 ORG-INORG COMPOUNDS ETC	9 083	2 184	952
628 RUBBER ARTICLES NES	17	98	43	522 INORG ELEMNTS, OXIDES, ETC	866	85	35
641 PAPER AND PAPERBOARD	4 838	1 186	558	523 OTHR INORGANIC CHEMICALS	1 701	146	64
642 ARTICLES OF PAPER ETC	76	138	59	531 SYNT DYE, NAT INDOGO, LAKES	148	631	298
651 TEXTILE YARN AND THREAD	121	260	115	541 MEDICINAL ETC PRODUCTS	101	1 342	611
652 COTTON FABRICS, WOVEN	300	985	448				
653 WOVN MAN-MADE FIB FABRIC	499	1 758	803				
654 OTH WOVEN TEXTILE FABRIC	940	7 528	3 513				
655 KNIT ETC FABRICS	73	216	104				
656 LACE, RIBBONS, TULLE, ETC	18	74	32				
657 SPECIAL TEXTILE ETC PROD	543	517	238				
663 OTH NONMETAL MINERAL MFS	275	123	55				
665 GLASSWARE	126	70	30				



## 7 IMPORTS AND EXPORTS (SPECIAL TRADE) BY COUNTRIES OF PRODUCTION AND CONSUMPTION AND BY GROUPS OF THE SITC-REV. II 1986

GROUP DESCRIPTION	DT * 100 KG	1 000 DM	1 000 \$	GROUP DESCRIPTION	DT * 100 KG	1 000 DM	1 000 \$
554 SOAPS, CLEANING ETC PREPS	337	143	66	941 ZOO ANIMALS, PETS	75	182	85
582 PROD OF CONDENSATION ETC	85	84	41				
583 PROD OF POLYMERIZING ETC	4 103	1 868	866	EXPORTS	448 000	182 075	83 627
591 PESTICIDES, DISINFECTANTS	45	80	38				
598 MISC CHEMICAL PRODS NES	4 457	3 220	1 554	022 MILK AND CREAM	2 250	614	251
621 MATERIALS OF RUBBER	23	65	31	054 VEG ETC FRSH, SMPLY PRSVD	379	679	306
625 RUBBER TYRES, TUBES	72	80	35	081 FEEDING STUFF FOR ANIMLS	889	225	101
628 RUBBER ARTICLES NES	4 554	3 557	1 602	233 RUBBER, SYNTHETIC, RECLAIMD	766	283	129
641 PAPER AND PAPERBOARD	569	424	190	266 SYNTHETIC FIBRE TO SPIN	1 912	506	252
651 TEXTILE YARN AND THREAD	50	462	209	267 OTHER MAN-MADE FIBRES	182	114	56
653 WOVN MAN-MADE FIB FABRIC	112	559	264	278 OTHER CRUDE MINERALS	74 153	1 170	545
656 LACE, RIBBONS, TULLE, ETC	12	65	31	292 CRUDE VEG MATERIALS NES	63	226	106
657 SPECIAL TEXTILE ETC PROD	260	820	373	334 PETROLEUM PRODUCTS, REFIN	7 369	2 684	1 256
662 CLAY, REFRACTORY BLDG PRD	1 832	258	125	335 RESIDUAL PETRLM PROD NES	8 578	1 021	478
663 OTH NONMETAL MINERAL MFS	891	193	91	511 HYDROCARBONS NES, DERIVS	1 241	487	222
664 GLASS	601	204	95	512 ALCOHOLS, PHENOLS, ETC	742	266	127
673 IRON AND STEEL SHAPES	6 798	976	453	513 ORGANIC ACIDS, ETC	1 648	574	258
674 IRN, STL UNIV. PLATE, SHEET	8 048	669	320	514 NITROGEN-FUNCTN COMPOUNDS	11 194	5 635	2 593
678 IRON, STL TUBES, PIPES, ETC	810	663	314	515 ORG-INORG COMPOUNDS ETC	309	764	342
691 STRUCTURES AND PARTS NES	489	370	173	516 OTHER ORGANIC CHEMICALS	1 776	2 102	961
692 METAL TANKS, BOXES, ETC	65	164	76	522 INORG ELEMNTS, OXIDES, ETC	8 220	1 017	483
693 WIRE PRODUCTS NON ELECTR	993	225	96	523 OTHR INORGANIC CHEMICALS	11 264	1 975	930
694 STL, COPPR NAILS, NUTS, ETC	263	135	59	531 SYNT DYE, NAT INDGO, LAKES	1 738	6 527	2 958
695 TOOLS	355	2 601	1 196	532 DYES NES, TANNING PRODS	6 657	2 232	1 011
697 BASE MTL HOUSEHOLD EQUIP	207	427	184	533 PIGMENTS, PAINTS, ETC	481	667	309
699 OTHER METAL MANUFACTURES	226	521	247	541 MEDICINAL ETC PRODUCTS	423	2 771	1 267
711 STEAM BOILERS & AUX PLNT	41	233	105	554 SOAPS, CLEANING ETC PREPS	1 092	627	280
713 INTRNL COMBUS PISTN ENGN	43	195	96	562 FERTILIZERS MANUFACTURED	215 635	4 481	2 104
716 ROTATING ELECTRIC PLANT	65	196	95	582 PROD OF CONDENSATION ETC	3 018	1 342	616
718 OTH POWER GENERATG MACHY	7	75	37	583 PROD OF POLYMERIZING ETC	16 361	4 784	2 246
721 AGRIC MACHY, EXC TRACTORS	231	396	184	584 CELLULOSE DERIVATIVES ETC	732	549	262
722 TRACTORS NON-ROAD	333	373	169	591 PESTICIDES, DISINFECTANTS	1 837	3 713	1 742
723 CIVIL ENGINEERG EQUIP ETC	281	560	254	598 MISC CHEMICAL PRODS NES	9 270	2 912	1 340
724 TEXTILE, LEATHER MACHNRY	1 441	6 443	2 941	628 RUBBER ARTICLES NES	67	430	200
726 PRINTG, BKBINDG MACHY, PTS	88	481	234	634 VENEERS, PLYWOOD, ETC	1 130	335	63
727 FOOD MACHRY NON-DOMESTIC	1 194	1 195	528	641 PAPER AND PAPERBOARD	1 776	2 013	932
728 OTH MACHY FOR SPCL INDUS	771	2 885	1 312	642 ARTICLES OF PAPER ETC	223	224	101
736 MACHINE TOOLS FOR METAL	408	1 232	578	651 TEXTILE YARN AND THREAD	190	232	106
737 METALWORKING MACHNRY NES	22	119	56	652 COTTON FABRICS, WOVEN	38	85	39
741 HEATING, COOLING EQUIPMNT	462	1 086	472	653 WOVN MAN-MADE FIB FABRIC	375	669	306
742 PUMPS FOR LIQUIDS ETC	381	1 049	475	654 OTH WOVEN TEXTILE FABRIC	39	113	49
743 PUMPS NES, CENTRIFUGES ETC	609	1 848	897	657 SPECIAL TEXTILE ETC PROD	342	1 178	545
744 MECHANICAL HANDLING EQU	1 077	3 465	1 627	662 CLAY, REFRACTORY BLDG PRD	1 147	172	81
745 NONELEC MACHY, TOOLS NES	127	1 369	625	663 OTH NONMETAL MINERAL MFS	1 324	401	186
749 NONELEC MACH PTS, ACC NES	289	640	292	665 GLASSWARE	147	225	104
751 OFFICE MACHINES	33	291	134	671 PIG IRON ETC	593	121	53
752 AUTOMTIC DATA PROC EQUIP	41	945	447	673 IRON AND STEEL SHAPES	1 877	437	195
759 OFFICE & ADP MCH PTS, ACC	40	222	103	674 IRN, STL UNIV. PLATE, SHEET	1 891	632	285
764 TELECOM EQPT, PTS, ACC NES	101	2 560	1 154	682 COPPER EXC CEMENT COPPER	55	85	38
771 ELECTRIC POWER MACHY NES	31	104	51	684 ALUMINIUM	837	585	272
772 SWITCHGEAR ETC & PTS NES	94	750	345	691 STRUCTURES AND PARTS NES	16	71	32
773 ELECTR DISTRIBUTING MACH	3 767	2 206	1 080	693 WIRE PRODUCTS NON ELECTR	43	73	34
778 ELECTRICAL MACHINERY NES	101	380	179	694 STL, COPPR NAILS, NUTS, ETC	112	133	59
781 PASS MOTOR VEH EXC BUSES	1 362	4 787	2 212	695 TOOLS	313	1 078	504
782 LORRIES, SPCL MTR VEH NES	3 037	4 396	1 995	697 BASE MTL HOUSEHOLD EQUIP	47	128	59
783 ROAD MOTOR VEHICLES NES	636	970	428	699 OTHER METAL MANUFACTURES	676	942	442
784 MOTOR VEHCL PTS, ACC NES	885	2 395	1 096	713 INTRNL COMBUS PISTN ENGN	356	1 561	742
785 MOTOR & OTHER CYCLES ETC	375	252	112	716 ROTATING ELECTRIC PLANT	145	526	233
786 VEH NES NONMOTR, TRAILERS	2 169	1 135	530	721 AGRIC MACHY, EXC TRACTORS	68	241	114
791 RAILWAY VEHICLES	456	756	335	722 TRACTORS NON-ROAD	4 789	4 969	2 432
847 TXTL CLTHNG ACCESRYS NES	14	104	47	723 CIVIL ENGINEERG EQUIP ETC	962	1 788	816
848 HEADGEAR, NONTXTL CLOTHNG	35	104	44	724 TEXTILE, LEATHER MACHNRY	691	4 008	1 789
851 FOOTWEAR	12	66	30	725 PAPER ETC MILL MACHINERY	1 070	2 608	1 240
872 MEDICAL INSTRUMENTS NES	84	286	127	726 PRINTG, BKBINDG MACHY, PTS	220	1 370	648
874 MEASURING, CONTROLNG INSTR	31	394	188	727 FOOD MACHRY NON-DOMESTIC	340	1 100	511
882 PHOTO, CINEMA SUPPLIES	85	166	74	728 OTH MACHY FOR SPCL INDUS	1 056	3 507	1 635
892 PRINTED MATTER	294	365	157	736 MACHINE TOOLS FOR METAL	1 033	3 158	1 459
893 ARTICLES OF PLASTIC NES	136	167	74	737 METALWORKING MACHNRY NES	412	255	115
895 OFFICE SUPPLIES NES	38	174	79	741 HEATING, COOLING EQUIPMNT	582	1 485	686
899 OTHER MANUFACTURED GOODS	37	161	76	742 PUMPS FOR LIQUIDS ETC	176	665	311
				743 PUMPS NES, CENTRIFUGES ETC	385	1 196	525
				744 MECHANICAL HANDLING EQU	291	950	456
				745 NONELEC MACHY, TOOLS NES	153	1 575	716
				749 NONELEC MACH PTS, ACC NES	181	1 098	516
				751 OFFICE MACHINES	34	300	136
				752 AUTOMTIC DATA PROC EQUIP	15	576	284
				759 OFFICE & ADP MCH PTS, ACC	5	206	102
				762 RADIO BROADCAST RECEIVRS	17	76	35
				763 SOUND RECORDRS, PHONOGRPH	22	975	407
				764 TELECOM EQPT, PTS, ACC NES	836	23 578	10 719
				771 ELECTRIC POWER MACHY NES	304	214	98
				772 SWITCHGEAR ETC & PTS NES	300	2 163	1 027
				773 ELECTR DISTRIBUTING MACH	6 162	3 396	1 598
				774 ELECTRO-MEDCL XRAY EQUIP	75	1 239	591
				775 HOUSEHOLD TYPE EQUIP NES	576	564	256
				776 TRANSISTORS, VALVES, ETC	77	77	33
				778 ELECTRICAL MACHINERY NES	216	993	479
				781 PASS MOTOR VEH EXC BUSES	3 012	9 904	4 560
				782 LORRIES, SPCL MTR VEH NES	10 900	19 539	8 369
				783 ROAD MOTOR VEHICLES NES	345	554	237
				784 MOTOR VEHCL PTS, ACC NES	2 884	12 411	5 843
				785 MOTOR & OTHER CYCLES ETC	147	83	40
				791 RAILWAY VEHICLES	189	189	93
				812 PLUMBG, HEATING, LGHTNG EQU	152	158	73
				821 FURNITURE	278	240	120
				871 OPTICAL INSTRUMENTS	12	556	250
				872 MEDICAL INSTRUMENTS NES	182	1 147	543
				874 MEASURING, CONTROLNG INSTR	105	2 032	954
				881 PHOTO APPAR & EQUIPT NES	12	147	66
				882 PHOTO, CINEMA SUPPLIES	65	175	78
				885 WATCHES AND CLOCKS	9	150	70
				892 PRINTED MATTER	1 246	1 765	816
				893 ARTICLES OF PLASTIC NES	198	302	145
				894 TOYS, SPORTING GOODS, ETC	74	195	91
				895 OFFICE SUPPLIES NES	35	175	76
ZIMBABWE							
IMPORTS							
011 MEAT FRESH, CHILLD, FROZEN	16 036	16 804	7 810	752 AUTOMTIC DATA PROC EQUIP	15	576	284
057 FRUIT, NUTS, FRESH, DRIED	34 128	3 237	1 600	759 OFFICE & ADP MCH PTS, ACC	5	206	102
058 FRUIT PRESERVED, PREPARED	4 545	949	450	762 RADIO BROADCAST RECEIVRS	17	76	35
071 COFFEE AND SUBSTITUTES	26 487	28 210	12 503	763 SOUND RECORDRS, PHONOGRPH	22	975	407
074 TEA AND MATE	366	142	68	764 TELECOM EQPT, PTS, ACC NES	836	23 578	10 719
121 TOBACCO UNMNFCTRD, REFUSE	76 662	56 713	26 085	771 ELECTRIC POWER MACHY NES	304	214	98
263 COTTON	117 654	33 483	15 100	772 SWITCHGEAR ETC & PTS NES	300	2 163	1 027
278 OTHER CRUDE MINERALS	158 343	14 391	6 718	773 ELECTR DISTRIBUTING MACH	6 162	3 396	1 598
287 BASE METAL ORES, CONC NES	861	303	137	774 ELECTRO-MEDCL XRAY EQUIP	75	1 239	591
288 NONFERR METAL SCRAP NES	9 889	5 214	2 495	775 HOUSEHOLD TYPE EQUIP NES	576	564	256
289 PREC METAL ORE, WASTE NES	88	4 735	2 337	776 TRANSISTORS, VALVES, ETC	77	77	33
291 CRUDE ANIMAL MTRIALS NES	104	342	158	778 ELECTRICAL MACHINERY NES	216	993	479
292 CRUDE VEG MATERIALS NES	351	367	165	781 PASS MOTOR VEH EXC BUSES	3 012	9 904	4 560
651 TEXTILE YARN AND THREAD	13 553	7 265	3 355	782 LORRIES, SPCL MTR VEH NES	10 900	19 539	8 369
652 COTTON FABRICS, WOVEN	160	129	60	783 ROAD MOTOR VEHICLES NES	345	554	237
658 TEXTILE ARTICLES NES	338	414	203	784 MOTOR VEHCL PTS, ACC NES	2 884	12 411	5 843
667 PEARL, PREC., SEMI-P STONE	52	503	234	785 MOTOR & OTHER CYCLES ETC	147	83	40
671 PIG IRON ETC	485 611	81 717	37 525	791 RAILWAY VEHICLES	189	189	93
673 IRON AND STEEL SHAPES	29 822	1 726	708	812 PLUMBG, HEATING, LGHTNG EQU	152	158	73
682 COPPER EXC CEMENT COPPER	11 101	3 742	1 641	821 FURNITURE	278	240	120
683 NICKEL	16 546	15 250	6 940	871 OPTICAL INSTRUMENTS	12	556	250
687 TIN	3 510	4 932	2 279	872 MEDICAL INSTRUMENTS NES	182	1 147	543
752 AUTOMTIC DATA PROC EQUIP		112	55	874 MEASURING, CONTROLNG INSTR	105	2 032	954
759 OFFICE & ADP MCH PTS, ACC		148	69	881 PHOTO APPAR & EQUIPT NES	12	147	66
792 AIRCRAFT	12	658	304	882 PHOTO, CINEMA SUPPLIES	65	175	78
842 MENS OUTERWEAR NOT KNIT	92	506	226	885 WATCHES AND CLOCKS	9	150	70
843 WOMENS OUTERWEAR NONKNIT	371	2 285	1 004	892 PRINTED MATTER	1 246	1 765	816
845 OUTERWEAR KNIT NONELASTC	67	472	208	893 ARTICLES OF PLASTIC NES	198	302	145
874 MEASURING, CONTROLNG INSTR		117	52	894 TOYS, SPORTING GOODS, ETC	74	195	91
899 OTHER MANUFACTURED GOODS	6	62	30	895 OFFICE SUPPLIES NES	35	175	76



## 7 IMPORTS AND EXPORTS (SPECIAL TRADE) BY COUNTRIES OF PRODUCTION AND CONSUMPTION AND BY GROUPS OF THE SITC-REV. II 1986

GROUP DESCRIPTION	DT = 100 KG	1 000 DM	1 000 \$	GROUP DESCRIPTION	DT = 100 KG	1 000 DM	1 000 \$
897 GOLD, SILVER WARE, JEWELRY	1	2 473	1 196	271 FERTILIZERS, CRUDE	2 572 344	30 070	13 669
898 MUSICAL INSTRUMENTS, PTS	24	155	74	273 STONE, SAND AND GRAVEL	497 550	14 668	6 884
899 OTHER MANUFACTURED GOODS	32	206	87	277 NATURAL ABRASIVES NES	2	16 805	7 742
MALAWI				278 OTHER CRUDE MINERALS	1 577 418	68 534	31 711
IMPORTS				281 IRON ORE, CONCENTRATES	8 610 743	59 048	27 348
034 FISH FRESH, CHILLED, FROZEN	9	171	81	282 IRON AND STEEL SCRAP	1 412	250	115
071 COFFEE AND SUBSTITUTES	11 239	10 128	4 636	287 BASE METAL ORES, CONC NES	4 870 528	79 452	36 721
074 TEA AND MATE	4 116	2 087	935	288 NONFERR METAL SCRAP NES	835 454	65 918	30 244
075 SPICES	102	78	36	289 PREC METAL ORE, WASTE NES	25	1 376	632
121 TOBACCO UNMNFCTRD, REFUSE	99 987	68 298	31 669	291 CRUDE ANIMAL MTRIALS NES	938	1 639	755
222 SEEDS FOR 'SOFT' FIXED OIL	786	110	47	292 CRUDE VEG MATERIALS NES	30 973	19 206	8 891
292 CRUDE VEG MATERIALS NES	314	123	54	322 COAL, LIGNITE, PEAT	40 548 894	357 864	166 922
652 COTTON FABRICS, WOVEN	47	60	30	323 BRIQUETS, COKE, SEMI-COKE	774 679	10 027	4 453
792 AIRCRAFT	68	404	201	334 PETROLEUM PRODUCTS, REFIN	1 434	393	187
EXPORTS				335 RESIDUAL PETRLM PROD NES	100 484	24 499	11 239
054 VEG ETC FRSH, SMLY PRSVD	87	121	54	411 ANIMAL OILS AND FATS	441	126	56
335 RESIDUAL PETRLM PROD NES	3 990	855	394	423 FIXED VEG OILS, SOFT	4 451	859	379
514 NITROGEN-FUNCTN COMPOUNDS	303	133	59	431 PROCESD ANML VEG OIL, ETC	100	83	34
522 INORG ELEMNTS, OXIDES, ETC	1 726	123	59	511 HYDROCARBONS NES, DERIVS	1 389	198	100
531 SYNT DYE, NAT INDGO, LAKES	39	107	48	512 ALCOHOLS, PHENOLS, ETC	9 232	13 571	6 341
541 MEDICINAL ETC PRODUCTS	191	1 157	523	513 ORGANIC ACIDS, ETC	605	164	79
562 FERTILIZERS MANUFACTURED	58 500	682	306	514 NITROGEN-FUNCTN COMPOUNDS	560	425	200
582 PROD OF CONDENSATION ETC	733	185	87	515 ORG-INORG COMPOUNDS ETC	10 232	3 971	1 843
583 PROD OF POLYMERIZING ETC	5 428	1 292	592	516 OTHER ORGANIC CHEMICALS	24	1 721	798
598 MISC CHEMICAL PRODS NES	91	105	48	522 INORG ELEMNTS, OXIDES, ETC	380 011	29 638	13 623
628 RUBBER ARTICLES NES	64	118	55	523 OTHR INORGANIC CHEMICALS	14 347	2 763	1 274
642 ARTICLES OF PAPER ETC	459	272	126	524 RADIOACTIVE ETC MATERIAL	2 508	25 527	11 985
662 CLAY, REFRACTORY BLDG PRD	2 098	314	129	532 DYES NES, TANNING PRODS	1 112	207	99
675 IRON, STEEL HOOP, STRIP	328	103	48	541 MEDICINAL ETC PRODUCTS	379	4 047	1 850
692 METAL TANKS, BOXES, ETC	1 993	3 220	1 427	551 ESSENTL OIL, PERFUME, ETC	298	518	238
695 TOOLS	116	308	134	562 FERTILIZERS MANUFACTURED	444 522	11 856	5 279
699 OTHER METAL MANUFACTURES	421	347	160	562 PROD OF CONDENSATION ETC	201	106	50
713 INTRNL COMBUS PISTN ENGN	19	261	121	583 PROD OF POLYMERIZING ETC	9 098	3 226	1 460
716 ROTATING ELECTRIC PLANT	20	288	133	584 CELLULOSE DERIVATIVES ETC	136	94	42
718 OTH POWER GENERATG MACHY	241	868	375	591 PESTICIDES, DISINFECTANTS	816	206	98
723 CIVIL ENGINEERG EQUIP ETC	485	777	369	598 MISC CHEMICAL PRODS NES	13 020	3 561	1 716
724 TEXTILE, LEATHER MACHNRY	267	1 148	505	611 LEATHER	1 213	9 985	4 613
726 PRINTG, BKBINDG MACHY, PTS	9	63	31	612 LEATHER ETC MANUFACTURES	125	127	61
727 FOOD MACHRY NON-DOMESTIC	35	346	167	613 FUR SKINS TANNED, DRESSED	33	115	56
728 OTH MACHY FOR SPCL INDUS	459	796	378	625 RUBBER TYRES, TUBES	862	464	236
736 MACHINE TOOLS FOR METAL	263	960	405	628 RUBBER ARTICLES NES	1 985	369	183
737 METALWORKING MACHNRY NES	103	97	44	634 VENEERS, PLYWOOD, ETC	12 460	1 989	894
741 HEATING, COOLING EQUIPMNT	15	75	33	635 WOOD MANUFACTURES NES	20 253	5 430	2 540
743 PUMPS NES, CENTRIFUGES ETC	208	542	242	641 PAPER AND PAPERBOARD	151 119	11 572	5 425
744 MECHANICAL HANDLING EQU	46	178	80	651 TEXTILE YARN AND THREAD	41 766	40 083	18 369
745 NONELEC MACHY, TOOLS NES	237	489	217	652 COTTON FABRICS, WOVEN	241	207	96
749 NONELEC MACH PTS, ACC NES	45	182	88	653 WOVN MAN-MADE FIB FABRIC	136	212	103
751 OFFICE MACHINES	34	176	82	654 OTH WOVEN TEXTILE FABRIC	780	465	217
752 AUTOMATIC DATA PROC EQUIP	3	90	39	657 SPECIAL TEXTILE ETC PROD	0	0	0
764 TELECOM EQPT, PTS, ACC NES	214	214	100	658 TEXTILE ARTICLES NES	1 828	1 785	838
771 ELECTRIC POWER MACHY NES	3	68	32	659 FLOOR COVERINGS ETC	433	204	92
772 SWITCHGEAR ETC & PTS NES	13	125	58	661 CEMENT ETC BUILDING PROD	7 952	781	371
774 ELECTRO-MEDCL, XRAY EQUIP	15	157	75	662 CLAY, REFRACTORY BLDG PRD	9 332	948	467
778 ELECTRICAL MACHINERY NES	17	86	41	663 OTH NONMETAL MINERAL MFS	904	980	430
781 PASS MOTOR VEH EXC BUSES	1 973	7 657	3 534	664 GLASS	265	372	174
782 LORRIES, SPCL MTR VEH NES	375	725	334	667 PEARL, PREC-, SEMI-P STONE	1 791	6 604	3 097
783 ROAD MOTOR VEHICLES NES	1 343	2 268	1 042	671 PIG IRON ETC	1 939 912	192 915	87 424
784 MOTOR VEHCL PTS, ACC NES	431	1 738	816	672 IRON, STL PRIMARY FORMS	4 996	439	221
785 MOTOR & OTHER CYCLES ETC	141	88	43	673 IRON AND STEEL SHAPES	495 444	35 722	16 296
792 AIRCRAFT	91	15 202	7 456	674 IRN, STL UNIV, PLATE, SHEET	456 990	41 191	18 619
821 FURNITURE	32	309	151	675 IRON, STEEL HOOP, STRIP	339	112	49
843 WOMENS OUTERWEAR NONKNIT	21	196	93	677 IRN, STL WIRE EXCL W ROD	31 107	2 687	1 228
872 MEDICAL INSTRUMENTS NES	19	90	39	678 IRON, STL TUBES, PIPES, ETC	79 577	5 754	2 586
874 MEASURNG, CONTROLNG INSTR	20	675	318	679 IRN, STL CASTINGS UNWORKE	7 736	813	398
882 PHOTO, CINEMA SUPPLIES	62	123	57	681 SILVER, PLATINUM, ETC	130	110 165	51 968
893 ARTICLES OF PLASTIC NES	251	641	284	682 COPPER EXC CEMENT COPPER	560 070	172 889	79 590
895 OFFICE SUPPLIES NES	36	139	64	683 NICKEL	45 166	41 632	18 984
REP S AFRICA				684 ALUMINIUM	160 875	46 432	20 349
IMPORTS				685 LEAD	13 682	1 225	567
011 MEAT FRESH, CHILLD, FROZEN	11 517	7 812	3 657	686 ZINC	603	109	53
014 MEAT PREPD, PRSVD, NES ETC	202	254	119	687 TIN	2 803	4 011	1 841
034 FISH FRESH, CHILLED, FROZEN	10 648	5 176	2 440	689 NON-FER BASE METALS NES	35 193	14 722	6 772
036 SHELL FISH FRESH, FROZEN	186	572	262	691 STRUCTURES AND PARTS NES	6 877	667	328
044 MAIZE UNMILLED	5 811	528	237	693 WIRE PRODUCTS NON ELECTR	3 474	1 001	466
054 VEG ETC FRSH, SMLY PRSVD	56 223	8 735	4 145	694 STL, COPPR NAILS, NUTS, ETC	23 077	2 625	1 230
056 VEGTBLES ETC PRSVD, PREPD	15 781	5 896	2 673	695 TOOLS	200	911	421
057 FRUIT, NUTS, FRESH, DRIED	1 173 048	183 880	84 689	697 BASE MTL HOUSEHOLD EQUIP	308	307	139
058 FRUIT PRESERVED, PREPARED	418 008	59 209	27 378	699 OTHER METAL MANUFACTURES	2 657	1 073	507
061 SUGAR AND HONEY	50 290	881	436	713 INTRNL COMBUS PISTN ENGN	3 196	5 091	2 323
062 SUGAR PREPS NON-COCOA	420	108	46	714 ENGINES & MOTORS NES	82	1 516	729
071 COFFEE AND SUBSTITUTES	134	107	52	716 ROTATING ELECTRIC PLANT	111	345	154
072 COCOA	335	207	85	723 CIVIL ENGINEERG EQUIP ETC	1 905	1 032	481
074 TEA AND MATE	657	276	133	724 TEXTILE, LEATHER MACHNRY	364	203	89
075 SPICES	121	65	33	725 PAPER ETC MILL MACHINERY	163	433	211
081 FEEDING STUFF FOR ANIMLS	2 262 719	68 984	32 045	726 PRINTG, BKBINDG MACHY, PTS	634	741	325
112 ALCOHOLIC BEVERAGES	7 667	2 621	1 201	727 FOOD MACHRY NON-DOMESTIC	44	123	60
121 TOBACCO UNMNFCTRD, REFUSE	1 040	324	156	728 OTH MACHY FOR SPCL INDUS	6 836	4 211	1 921
211 HIDES, SKINS, UNDRRESSED	15 980	12 308	5 603	736 MACHINE TOOLS FOR METAL	1 538	1 762	810
242 FUR SKINS UNDRRESSED	830	11 692	5 059	741 HEATING, COOLING EQUIPMNT	1 333	965	443
222 SEEDS FOR 'SOFT' FIXED OIL	66 989	10 095	4 545	742 PUMPS FOR LIQUIDS ETC	117	347	159
245 FUEL WOOD NES, CHARCOAL	97 041	5 667	2 554	743 PUMPS NES, CENTRIFUGES ETC	433	1 032	471
248 WOOD SHAPED	2 569	276	127	744 MECHANICAL HANDLING EQU	1 033	655	319
251 PULP AND WASTE PAPER	155 302	16 715	7 660	745 NONELEC MACHY, TOOLS NES	1 030	725	331
263 COTTON	36 692	1 494	698	749 NONELEC MACH PTS, ACC NES	516	959	444
266 SYNTHETIC FIBRE TO SPIN	1 693	526	224	751 OFFICE MACHINES	25	213	93
267 OTHER MAN-MADE FIBRES	2 198	132	62	752 AUTOMATIC DATA PROC EQUIP	69	1 926	905
268 WOOL (EXC TOPS), ANML HAIR	90 049	73 386	32 760	759 OFFICE & ADP MCH PTS, ACC	88	1 959	921
				764 TELECOM EQPT, PTS, ACC NES	72	4 871	2 231
				771 ELECTRIC POWER MACHY NES	71	368	172
				772 SWITCHGEAR ETC & PTS NES	145	1 679	777
				773 ELECTR DISTRIBUTING MACH	484	1 024	462
				774 ELECTRO-MEDCL, XRAY EQUIP	9	587	275
				776 TRANSISTORS, VALVES, ETC	3	185	85
				778 ELECTRICAL MACHINERY NES	1 153	1 916	880
				781 PASS MOTOR VEH EXC BUSES	638	777	368



7 IMPORTS AND EXPORTS (SPECIAL TRADE) BY COUNTRIES OF PRODUCTION AND CONSUMPTION AND BY GROUPS OF THE SITC-REV. II 1986

GROUP DESCRIPTION	DT * 100 KG	1 000 DM	1 000 \$	GROUP DESCRIPTION	DT * 100 KG	1 000 DM	1 000 \$
782 LORRIES, SPCL MTR VEH NES	480	89	39	613 FUR SKINS TANNED, DRESSED	40	1 871	849
784 MOTOR VEHCL PTS, ACC NES	27 600	27 705	12 900	621 MATERIALS OF RUBBER	6 113	7 322	3 391
785 MOTOR & OTHER CYCLES ETC	68	67	32	625 RUBBER TYRES, TUBES	6 261	5 100	2 367
786 VEH NES NONMOTR, TRAILERS	1 920	527	236	628 RUBBER ARTICLES NES	5 262	14 643	6 802
791 RAILWAY VEHICLES	44	92	40	633 CORK MANUFACTURES	469	1 937	916
792 AIRCRAFT	36	1 204	554	634 VENEERS, PLYWOOD, ETC	3 665	1 242	573
821 FURNITURE	16 301	4 745	2 280	635 WOOD MANUFACTURES NES	1 415	1 378	640
831 TRAVEL GOODS, HANDBAGS	49	920	437	641 PAPER AND PAPERBOARD	172 220	52 287	24 261
842 MENS OUTERWEAR NOT KNIT	695	1 780	840	642 ARTICLES OF PAPER ETC	7 524	5 875	2 722
843 WOMENS OUTERWEAR NONKNIT	284	1 072	479	651 TEXTILE YARN AND THREAD	19 694	20 070	9 265
844 UNDERWEAR NOT KNIT	41	73	36	652 COTTON FABRICS, WOVEN	326	1 397	630
845 UNDERWEAR KNIT NONELASTC	502	2 522	1 127	653 WOVN MAN-MADE FIB FABRIC	3 198	11 459	5 254
846 UNDERWEAR KNITTED	1 456	5 795	2 722	654 OTH WOVEN TEXTILE FABRIC	657	1 397	631
847 TXTL CLTHNG ACCESRYS NES	114	253	126	655 KNIT ETC FABRICS	517	2 347	1 087
848 HEADGEAR, NONTXTL CLOTHNG	19	210	99	656 LACE, RIBBONS, TULLE, ETC	227	1 142	530
851 FOOTWEAR	142	159	72	657 SPECIAL TEXTILE ETC PROD	7 102	18 604	8 607
871 OPTICAL INSTRUMENTS	18	103	49	658 TEXTILE ARTICLES NES	166	670	299
872 MEDICAL INSTRUMENTS NES	9	126	56	659 FLOOR COVERINGS ETC	671	628	285
873 METERS & COUNTERS NES	6	77	32	661 CEMENT ETC BUILDING PROD	11 871	274	130
874 MEASURING, CONTROLLING INSTR	102	2 633	1 208	662 CLAY, REFRACTORY BLDG PRD	66 789	9 716	4 360
884 OPTICAL GOODS NES	16	148	70	663 OTH NONMETAL MINERAL MFS	27 513	17 897	8 350
892 PRINTED MATTER	101	207	94	664 GLASS	20 730	9 797	4 534
893 ARTICLES OF PLASTIC NES	1 165	819	375	665 GLASSWARE	8 984	7 339	3 430
894 TOYS, SPORTING GOODS, ETC	1 101	1 117	529	666 POTTERY	1 250	1 591	734
896 WORKS OF ART ETC	12	274	124	667 PEARL, PREC-, SEMI-P STONE	1	1 823	778
897 GOLD, SILVER WARE, JEWELRY	4	298	135	671 PIG IRON ETC	2 431	526	242
898 MUSICAL INSTRUMENTS, PTS	441	981	452	672 IRON, STL-PRIMARY FORMS	8 406	1 153	533
899 OTHER MANUFACTURED GOODS	557	1 791	833	673 IRON AND STEEL SHAPES	27 245	8 079	3 736
941 ZOO ANIMALS, PETS	34	146	69	674 IRN, STL UNIV, PLATE, SHEET	121 436	20 032	9 456
961 COIN NONGOLD, NONCURRENT	3	150	68	675 IRON, STEEL HOOP, STRIP	20 618	5 807	2 667
971 GOLD, NON MONETARY NES	182	459 934	211 692	676 RAILWAY RAILS ETC IRN, STL	91	140	60
972 GOLD COIN	64	155 729	70 569	677 IRN, STL WIRE EXCL W ROD	6 229	3 702	1 726
				678 IRON, STL TUBES, PIPES, ETC	77 104	34 234	16 011
EXPORTS	4 309 256	4 191 021	1 940 675	679 IRN, STL CASTINGS UNWORKE	1 352	1 078	495
001 LIVE ANIMALS	30	197	92	681 SILVER, PLATINUM, ETC	250	2 143	994
011 MEAT FRESH, CHILLD, FROZEN	31 579	8 308	4 069	682 COPPER EXC CEMENT COPPER	16 973	15 637	7 306
014 MEAT PREPD, PRSVD, NES ETC	152	88	43	683 NICKEL	902	3 301	1 532
024 CHEESE AND CURD	1 062	673	303	684 ALUMINIUM	56 900	25 792	11 948
025 EGGS, BIRDS, FRESH, PRSRVD	1 692	252	128	685 LEAD	95	71	32
034 FISH FRESH, CHILLED, FROZN	413	90	42	686 ZINC	3 623	1 015	471
037 FISH ETC PREPD PRSVD NES	429	236	113	687 TIN	106	247	117
046 WHEAT ETC MEAL OR FLOUR	2 404	89	42	689 NON-FER BASE METALS NES	96	848	388
048 CEREAL ETC PREPARATIONS	86 386	4 984	2 292	691 STRUCTURES AND PARTS NES	14 563	25 764	12 117
054 VEG ETC FRSH, SMPLY PRSVD	4 830	5 180	2 292	692 METAL TANKS, BOXES, ETC	1 384	1 457	660
056 VEGTBLES ETC PRSVD, PREPD	2 432	1 036	2 318	693 WIRE PRODUCTS NON ELECTR	7 777	6 517	3 004
057 FRUIT, NUTS, FRESH, DRIED	159	147	468	694 STL, COPPR NAILS, NUTS, ETC	6 985	7 480	3 465
058 FRUIT PRESERVED, PREPARED	1 286	439	71	695 TOOLS	10 568	30 886	14 294
061 SUGAR AND MONEY	2 668	354	195	696 CUTLERY	1 516	7 760	3 632
062 SUGAR PREPS NON-COCOA	451	267	168	697 BASE MTL HOUSEHOLD EQUIP	2 420	3 488	1 610
071 COFFEE AND SUBSTITUTES	495	526	119	699 OTHER METAL MANUFACTURES	32 541	49 882	23 324
072 COCOA	3 346	4 564	2 047	700 INDUSTRIAL PLANT, CHAP 84	6 250	25 887	12 760
073 CHOCOLATE AND PRODUCTS	583	731	264	703 INDUSTRIAL PLANT, CHAP 85	1 800	30 768	14 249
075 SPICES	400	492	328	711 STEAM BOILERS & AUX PLNT	9 288	35 114	16 621
081 FEEDING STUFF FOR ANIMLS	2 426	934	227	712 STEAM ENGINES, TURBINES	23 337	163 521	76 116
098 EDIBLE PRODCTS, PREPS NES	10 811	5 718	434	713 INTRNL COMBUS PISTN ENGN	52 992	175 082	81 042
112 ALCOHOLIC BEVERAGES	3 532	1 917	2 636	714 ENGINES & MOTORS NES	408	2 695	1 227
122 TOBACCO MFRS	85	300	881	716 ROTATING ELECTRIC PLANT	7 819	18 235	8 437
233 RUBBER, SYNTHETIC, RECLAIMD	20 477	8 048	147	718 OTH POWER GENERATG MACHY	6 707	15 754	7 680
248 WOOD SHAPED	1 777	187	3 747	721 AGRIC MACHY, EXC TRACTORS	17 852	20 956	9 772
251 PULP AND WASTE PAPER	3 681	665	87	722 TRACTORS NON-ROAD	13 510	14 669	6 584
263 COTTON	2 998	738	300	723 CIVIL ENGINEER EQUIP ETC	29 040	49 084	22 583
266 SYNTHETIC FIBRE TO SPIN	24 460	10 892	337	724 TEXTILE, LEATHER MACHNRY	10 021	46 717	21 982
267 OTHER MAN-MADE FIBRES	10 065	5 306	5 027	725 PAPER ETC MILL MACHINERY	1 713	6 672	3 083
269 WASTE OF TEXTILE FABRICS	1 665	699	2 444	726 PRINTG, BKBINDG MACHY, PTS	3 149	15 487	7 346
273 STONE, SAND AND GRAVEL	49 329	1 289	323	727 FOOD MACHRY NON-DOMESTIC	2 658	12 129	5 667
274 SULPHUR ETC	3 795	900	600	728 OTH MACHY FOR SPCL INDUS	27 168	65 559	30 193
277 NATURAL ABRASIVES NES	115	2 188	427	736 MACHINE TOOLS FOR METAL	8 342	25 668	11 795
278 OTHER CRUDE MINERALS	33 969	2 988	1 028	737 METALWORKING MACHNRY NES	6 971	11 986	5 489
287 BASE METAL ORES, CONC NES	2 802	498	1 361	741 HEATING, COOLING EQUIPMNT	14 042	36 675	16 936
288 NONFER METAL SCRAP NES	883	132	227	742 PUMPS FOR LIQUIDS ETC	5 196	26 831	12 291
291 CRUDE ANIMAL MTRIALS NES	8 806	9 096	66	743 PUMPS NES, CENTRFUGES ETC	11 037	39 229	18 119
292 CRUDE VEG MATERIALS NES	7 346	21 085	4 241	744 MECHANICAL HANDLING EQU	24 384	42 957	19 816
334 PETROLEUM PRODUCTS, REFIN	43 752	11 606	9 799	745 NONELEC MACHY, TOOLS NES	9 174	45 290	21 009
335 RESIDUAL PETRLM PROD NES	335 038	25 933	5 328	749 NONELEC MACH PTS, ACC NES	38 753	122 270	56 570
411 ANIMAL OILS AND FATS	5 734	826	11 955	751 OFFICE MACHINES	1 437	8 330	3 840
424 FIXED VEG OIL NONSORT	141	65	372	752 AUTOMATIC DATA PROC EQUIP	3 819	73 862	34 409
431 PROCESD ANML VEG OIL, ETC	4 805	1 219	32	759 OFFICE & ADP MCH PTS, ACC	1 045	40 307	19 099
511 HYDROCARBONS NES, DERIVS	57 806	8 762	556	761 TELEVISION RECEIVERS	30	147	67
512 ALCOHOLS, PHENOLS, ETC	81 176	16 926	4 051	762 RADIO BROADCAST RECEIVRS	293	7 910	3 600
513 ORGANIC ACIDS, ETC	46 407	14 057	7 718	763 SOUND RECORDRS, PHONOGRPH	354	3 755	1 708
514 NITROGEN-FUNCTN COMPOUNDS	52 442	29 909	6 402	764 TELECOM EQPT, PTS, ACC NES	6 998	231 278	107 498
515 ORG-INORG COMPOUNDS ETC	26 029	31 283	13 750	771 ELECTRIC POWER MACHY NES	8 609	16 510	7 648
516 OTHER ORGANIC CHEMICALS	51 520	15 682	14 414	772 SWITCHGEAR ETC & PTS NES	13 106	85 880	39 713
522 INORG ELEMNTS, OXIDES, ETC	139 943	30 988	7 056	773 ELECTR DISTRIBUTING MACH	11 162	19 014	8 602
523 OTHR INORGANIC CHEMICALS	200 483	24 809	14 358	774 ELECTRO-MEDCL, XRAY EQUIP	1 964	39 740	18 244
524 RADIOACTIVE ETC MATERIAL	22	858	11 486	775 HOUSEHOLD TYPE EQUIP NES	23 544	26 987	12 563
531 SYNT DYE, NAT INDOGO, LAKES	22 205	72 010	400	776 TRANSISTORS, VALVES, ETC	839	21 573	9 953
532 DYES NES, TANNING PRODS	9 243	2 387	33 476	778 ELECTRICAL MACHINERY NES	15 845	54 171	24 970
533 PIGMENTS, PAINTS, ETC	33 475	18 639	1 108	781 PASS MOTOR VEH EXC BUSES	1 659	7 564	3 523
541 MEDICINAL ETC PRODUCTS	8 249	73 591	8 722	782 LORRIES, SPCL MTR VEH NES	5 469	9 991	4 740
551 ESSENTIAL OIL, PERFUME, ETC	3 084	8 171	34 018	783 ROAD MOTOR VEHICLES NES	328	970	481
553 PERFUMERY, COSMETICS, ETC	2 496	4 508	3 754	784 MOTOR VEHCL PTS, ACC NES	497 262	894 873	413 670
554 SOAPS, CLEANING ETC PREPS	32 841	15 379	2 085	785 MOTOR & OTHER CYCLES ETC	518	811	373
562 FERTILIZERS MANUFACTURED	385 053	7 878	7 115	786 VEH NES NONMOTR, TRAILERS	4 083	3 895	1 840
572 EXPLOSIVES, PYROTECH PROD	87	204	3 700	791 RAILWAY VEHICLES	1 753	2 665	1 228
582 PROD OF CONDENSATION ETC	147 118	85 536	95	792 AIRCRAFT	236	36 114	16 687
583 PROD OF POLYMERIZING ETC	315 164	88 327	39 452	793 SHIPS AND BOATS	131	370	179
584 CELLULOSE DERIVATIVES ETC	10 503	8 267	40 402	801 INDUSTRIAL PLANT, CHAP 90	887	30 147	13 628
585 PLASTIC MATERIALS NES	6 186	2 660	3 769	812 PLUMB, HEATNG, LGHTNG EQU	2 022	5 114	2 403
591 PESTICIDES, DISINFECTANTS	12 732	25 800	1 220	821 FURNITURE	6 153	8 070	3 772
592 STARCH, INULIN, GLUTEN, ETC	11 802	3 883	11 826	831 TRAVEL GOODS, HANDBAGS	36	258	118
598 MISC CHEMICAL PROD NES	141 133	66 978	1 803	842 MENS OUTERWEAR NOT KNIT	10	224	105
611 LEATHER	2 470	3 252	31 033	843 WOMENS OUTERWEAR NONKNIT	265	4 825	2 253
612 LEATHER ETC MANUFACTURES	392	1 362	1 525	845 OUTERWEAR KNIT NONELASTC	87	1 506	717
			636	846 UNDERWEAR KNITTED	17	223	97



## 7 IMPORTS AND EXPORTS (SPECIAL TRADE) BY COUNTRIES OF PRODUCTION AND CONSUMPTION AND BY GROUPS OF THE SITC-REV. II 1986

GROUP DESCRIPTION	DT * 100 KG	1 000 DM	1 000 \$	GROUP DESCRIPTION	DT * 100 KG	1 000 DM	1 000 \$
847 TXTL CLTHNG ACCESRY NES	33	226	101	782 LORRIES, SPCL MTR VEH NES	203	290	127
848 HEADGEAR, NONTXTL CLOTHNG	67	478	224	792 AIRCRAFT	34	7 853	3 514
851 FOOTWEAR	64	497	224	872 MEDICAL INSTRUMENTS NES	6	93	45
871 OPTICAL INSTRUMENTS	138	4 078	1 902	874 MEASURNG, CONTROLNG INSTR	7	217	105
872 MEDICAL INSTRUMENTS NES	1 129	15 519	7 242	899 OTHER MANUFACTURED GOODS	973	379	175
873 METERS & COUNTERS NES	744	3 881	1 805				
874 MEASURNG, CONTROLNG INSTR	4 193	78 864	36 386	USA			
881 PHOTO APPAR & EQUIPT NES	627	5 910	2 792				
882 PHOTO, CINEMA SUPPLIES	8 135	19 561	8 961	IMPORTS	96 672 926	26 863 535	12 396 974
883 DEVELOPED CINEMA FILM	10	86	40				
884 OPTICAL GOODS NES	131	6 675	3 094	001 LIVE ANIMALS	385	2 408	1 126
885 WATCHES AND CLOCKS	586	5 464	2 548	011 MEAT FRESH, CHILLD, FROZEN	24 020	10 798	5 020
892 PRINTED MATTER	5 161	8 761	4 109	014 MEAT PREPD, PRSVD, NES ETC	9 593	2 105	962
893 ARTICLES OF PLASTIC NES	13 925	21 147	9 773	022 MILK AND CREAM	1 489	655	321
894 TOYS, SPORTING GOODS, ETC	718	1 867	860	025 EGGS, BIRDS, FRESH, PRSRVD	2 213	7 058	3 176
895 OFFICE SUPPLIES NES	3 010	10 349	4 840	034 FISH FRESH, CHILLED, FROZN	16 566	12 836	6 012
896 WORKS OF ART ETC	2	573	266	035 FISH SALTED, DRIED, SMOKED	183	346	174
897 GOLD, SILVER WARE, JEWELRY	35	17 810	7 781	036 SHELL FISH FRESH, FROZEN	2 562	1 653	776
898 MUSICAL INSTRUMENTS, PTS	2 499	11 903	5 552	037 FISH ETC PREPD PRSVD NES	812	2 313	1 067
899 OTHER MANUFACTURED GOODS	3 308	7 450	3 436	041 WHEAT ETC UNMILLED	270 354	10 606	4 814
951 WAR FIREARMS, AMMUNITION	18	276	126	042 RICE	579 911	38 674	18 146
972 GOLD COIN		790	391	044 MAIZE UNMILLED	310 770	9 587	4 414
				045 CEREALS NES UNMILLED	122 950	6 866	3 236
BOTSWANA				047 OTHER CEREAL MEALS, FLOUR	12 836	1 546	706
IMPORTS	57 823	42 277	19 758	048 CEREAL ETC PREPARATIONS	4 097	975	448
011 MEAT FRESH, CHILLD, FROZEN	47 373	33 563	15 755	054 VEG ETC FRSH, SPLY PRSVD	84 701	14 313	6 556
014 MEAT PREPD, PRSVD, NES ETC	2 320	1 300	585	056 VEGTBLES ETC PRSVD, PREPD	31 812	14 575	6 752
211 HIDES, SKINS, UNDERESSED	484	141	63	057 FRUIT, NUTS, FRESH, DRIED	822 939	330 294	154 469
652 COTTON FABRICS, WOVEN	4 779	4 713	2 160	058 FRUIT PRESERVED, PREPARED	78 474	23 579	10 830
682 COPPER EXC CEMENT COPPER	2 782	956	410	061 SUGAR AND HONEY	319 646	12 242	5 563
714 ENGINES & MOTORS NES	5	1 255	621	062 SUGAR PREPS NON-COCOA	1 429	743	347
				071 COFFEE AND SUBSTITUTES	1 687	1 873	841
EXPORTS	19 702	16 139	7 506	072 COCOA	518	175	82
022 MILK AND CREAM	2 150	470	219	073 CHOCOLATE AND PRODUCTS	385	246	112
423 FIXED VEG OILS, SOFT	5 680	936	422	074 TEA AND MATE			
513 ORGANIC ACIDS, ETC	360	79	35	075 SPICES	678	767	347
541 MEDICINAL ETC PRODUCTS	31	123	57	081 FEEDING STUFF FOR ANIMLS	19 767 824	685 124	313 014
582 PROD OF CONDENSATION ETC	355	170	76	086 EDIBLE PRODUCTS, PREPS NES	115 054	29 569	13 597
598 MISC CHEMICAL PRODS NES	685	252	116	111 NON-ALCOHL BEVERAGES NES	197	69	30
653 WOVN MAN-MADE FIB FABRIC	11	98	44	112 ALCOHOLIC BEVERAGES	47 705	20 994	9 711
697 BASE MTL HOUSEHOLD EQUIP	183	503	249	121 TOBACCO UNMNFCTRD, REFUSE	301 914	533 077	246 772
703 INDUSTRIAL PLANT, CHAP 85	127	92	41	122 TOBACCO MFRS	99 806	48 306	22 343
714 ENGINES & MOTORS NES	6	1 007	482	211 HIDES, SKINS, UNDERESSED	18 568	5 116	2 342
722 TRACTORS NON-ROAD	113	415	206	212 FUR SKINS UNDERESSED	6 169	107 200	47 653
723 CIVIL ENGINEER EQUIP ETC	1 803	2 233	1 047	222 SEEDS FOR SOFT/FIXED OIL	21 642 300	1 062 166	481 992
724 TEXTILE LEATHER MACHNRY	7	67	32	223 SEEDS FOR OTH FIXED OILS	69 670	3 404	1 602
741 HEATING, COOLING EQUIPMNT	42	686	304	232 NATURAL RUBBER, GUMS	90	92	41
744 MECHANICAL HANDLING EQU	34	137	65	233 RUBBER, SYNTHETIC, RECLAIMD	290 539	159 239	72 990
764 TELECOM EQPT, PTS, ACC NES	9	368	173	245 FUEL WOOD NES, CHARCOAL	8 080	513	236
772 SWITCHGEAR ETC & PTS NES	55	100	48	246 PULPWOOD, CHIPS, WOODWASTE	1 765	60	30
774 ELECTRO-MEDCL, XRAY EQUIP	3	118	52	247 OTH WOOD ROUGH, SQUARED	1 021 189	105 030	47 104
781 PASS MOTOR VEH EXC BUSES	44	99	26	248 WOOD SHAPED	898 856	127 874	58 873
782 LORRIES, SPCL MTR VEH NES	3 588	3 156	1 460	251 PULP AND WASTE PAPER	5 837 017	633 884	292 897
784 MOTOR VEHCL PTS, ACC NES	223	333	49	261 SILK	128	201	90
786 VEH NES NONMOTR, TRAILERS	50	102	51	263 COTTON	389 672	73 271	34 155
872 MEDICAL INSTRUMENTS NES	80	284	128	266 SYNTHETIC FIBRE TO SPIN	29 319	42 006	19 161
874 MEASURNG, CONTROLNG INSTR	7	216	101	267 OTHER MAN-MADE FIBRES	75 850	36 491	16 786
892 PRINTED MATTER	236	281	131	268 WOOL(EXC TOPS), ANML HAIR	2 054	1 304	613
				269 WASTE OF TEXTILE FABRICS	9 489	1 495	687
SWAZILAND				271 FERTILIZERS, CRUDE	7 189 662	67 979	31 070
IMPORTS	287 172	33 264	15 255	273 STONE, SAND AND GRAVEL	19 184	3 634	1 685
011 MEAT FRESH, CHILLD, FROZEN	25 054	17 582	8 007	274 SULPHUR ETC	435 185	14 892	6 838
054 VEG ETC FRSH, SPLY PRSVD	746	1 363	624	277 NATURAL ABRASIVES NES	9 909	37 566	17 138
057 FRUIT, NUTS, FRESH, DRIED	38 930	4 139	1 962	278 OTHER CRUDE MINERALS	2 011 688	92 504	42 302
058 FRUIT PRESERVED, PREPARED	27 357	5 419	2 499	282 IRON AND STEEL SCRAP	93 111	10 142	4 452
278 OTHER CRUDE MINERALS	900	152	74	287 BASE METAL ORES, CONC NES	164 706	39 144	17 777
322 COAL, LIGNITE, PEAT	178 010	1 593	704	288 NONFERR METAL SCRAP NES	321 979	122 975	56 400
635 WOOD MANUFACTURES NES	1 097	462	218	289 PREC METAL ORE, WASTE NES	89 971	142 091	65 269
641 PAPER AND PAPERBOARD	8 305	735	320	291 CRUDE ANIMAL MTRIALS NES	189 555	42 216	19 339
821 FURNITURE	5 925	1 697	792	292 CRUDE VEG MATERIALS NES	71 224	59 964	27 646
				322 COAL, LIGNITE, PEAT	3 882 688	50 327	23 503
EXPORTS	2 422	3 106	1 400	323 BRIQUETS, COKE, SEMI-COKE	1 079 553	18 907	8 716
335 RESIDUAL PETRLM PROD NES	1 500	155	72	334 PETROLEUM PRODUCTS, REFIN	923 541	96 979	44 649
541 MEDICINAL ETC PRODUCTS	5	96	42	335 RESIDUAL PETRLM PROD NES	14 033 314	225 881	103 382
712 STEAM ENGINES, TURBINES	2	90	43	411 ANIMAL OILS AND FATS	313 670	25 916	11 643
714 ENGINES & MOTORS NES	1	104	46	423 FIXED VEG OILS, SOFT	102 406	11 190	5 131
724 TEXTILE, LEATHER MACHNRY	469	1 023	419	424 FIXED VEG OIL NONSOFT	98 664	16 613	7 511
728 OTH MACHY FOR SPCL INDUS	83	224	515	431 PROCESD ANML VEG OIL, ETC	48 945	6 869	3 131
743 PUMPS NES, CENTRIFUGES ETC	338	1 065	531	511 HYDROCARBONS NES, DERIVS	997 341	114 810	53 384
764 TELECOM EQPT, PTS, ACC NES	3	113	48	512 ALCOHOLS, PHENOLS, ETC	305 764	56 646	25 777
874 MEASURNG, CONTROLNG INSTR	4	102	47	513 ORGANIC ACIDS, ETC	413 214	88 837	41 336
				514 NITROGEN-FUNCTN COMPOUNDS	183 504	126 417	57 911
LESOTHO				515 ORG-INORG COMPOUNDS ETC	86 121	196 380	90 127
IMPORTS	2 366	2 255	1 018	516 OTHER ORGANIC CHEMICALS	148 128	84 589	38 635
056 VEGTBLES ETC PRSVD, PREPD	788	307	136	522 INORG ELEMNTS, OXIDES, ETC	301 454	78 040	35 658
842 MENS OUTERWEAR NOT KNT	31	227	101	523 OTHR INORGANIC CHEMICALS	993 195	120 610	55 355
899 OTHER MANUFACTURED GOODS	1 517	1 572	715	524 RADIOACTIVE ETC MATERIAL	6 157	476 672	225 301
				531 SYNT DYE, NAT INDGO, LAKES	7 990	16 565	7 598
EXPORTS	34 130	11 849	5 357	532 DYES NES, TANNING PRODS	394	631	287
037 FISH ETC PREPD PRSVD NES	690	300	145	533 PIGMENTS, PAINTS, ETC	93 447	82 108	37 779
041 WHEAT ETC UNMILLED	29 980	1 871	836	541 MEDICINAL ETC PRODUCTS	36 584	403 974	185 317
335 RESIDUAL PETRLM PROD NES	1 908	171	85	551 ESSENTL OIL, PERFUME, ETC	11 674	21 190	9 750
541 MEDICINAL ETC PRODUCTS	12	146	553	553 PERFUMERY, COSMETICS, ETC	7 839	16 452	7 619
714 ENGINES & MOTORS NES		61	101	554 SOAPS, CLEANING ETC PREPS	51 261	32 302	14 860
726 PRINTG, BKBINDG MACHY, PTS	12	94	47	562 FERTILIZERS MANUFACTURED	2 051 688	92 591	40 129
728 OTH MACHY FOR SPCL INDUS	69	88	44	572 EXPLOSIVES, PYROTECH PROD	256	1 914	870
				582 PROD OF CONDENSATION ETC	454 110	365 412	168 816
				583 PROD OF POLYMERIZING ETC	522 176	362 372	166 780
				584 CELLULOSE DERIVATIVES ETC	34 563	47 679	21 865
				585 PLASTIC MATERIALS NES	4 303	11 352	5 175
				591 PESTICIDES, DISINFECTANTS	9 452	19 265	8 642
				592 STARCH, INULIN, GLUTEN, ETC	33 310	32 872	14 966
				598 MISC CHEMICAL PRODS NES	496 849	553 894	255 901
				611 LEATHER	21 880	39 851	18 511
				612 LEATHER ETC MANUFACTURES	828	2 604	1 224



## 7 IMPORTS AND EXPORTS (SPECIAL TRADE) BY COUNTRIES OF PRODUCTION AND CONSUMPTION AND BY GROUPS OF THE SITC-REV. II 1986

GROUP DESCRIPTION	DT = 100 KG	1 000 DM	1 000 \$	GROUP DESCRIPTION	DT = 100 KG	1 000 DM	1 000 \$
613 FUR SKINS TANNED,DRESSED	175	4 292	1 987	851 FOOTWEAR	3 119	14 815	6 849
621 MATERIALS OF RUBBER	26 316	40 868	18 673	871 OPTICAL INSTRUMENTS	1 901	80 738	37 192
625 RUBBER TYRES, TUBES	36 585	30 209	13 889	872 MEDICAL INSTRUMENTS NES	13 340	210 410	97 435
628 RUBBER ARTICLES NES	13 573	58 292	26 727	873 METERS & COUNTERS NES	582	7 774	3 565
633 CORK MANUFACTURES	106	358	161	874 MEASURING, CONTROLLING INSTR	33 088	1 225 711	565 960
634 VENEERS, PLYWOOD, ETC	566 125	132 330	60 574	881 PHOTO APPAR & EQUIPT NES	10 526	119 553	56 119
635 WOOD MANUFACTURES NES	10 184	3 530	1 675	882 PHOTO, CINEMA SUPPLIES	64 546	305 318	141 490
641 PAPER AND PAPERBOARD	1 149 119	129 566	60 073	883 DEVELOPED CINEMA FILM	251	6 200	2 875
642 ARTICLES OF PAPER ETC	32 112	37 967	17 514	884 OPTICAL GOODS NES	1 488	82 837	38 353
651 TEXTILE YARN AND THREAD	133 738	169 748	78 096	885 WATCHES AND CLOCKS	681	6 999	3 232
652 COTTON FABRICS, WOVEN	42 270	44 065	20 761	892 PRINTED MATTER	52 178	112 757	52 020
653 WOVN MAN-MADE FIB FABRIC	4 635	20 315	9 319	893 ARTICLES OF PLASTIC NES	43 823	153 883	70 809
654 OTH WOVEN TEXTILE FABRIC	2 876	6 991	3 204	894 TOYS, SPORTING GOODS, ETC	39 596	111 022	51 339
655 KNIT ETC FABRICS	1 834	6 639	3 146	895 OFFICE SUPPLIES NES	6 205	30 872	14 197
656 LACE, RIBBONS, TULLE, ETC	1 312	9 909	4 599	896 WORKS OF ART ETC	1 205	74 631	34 195
657 SPECIAL TEXTILE ETC PROD	29 366	76 110	35 399	897 GOLD, SILVER WARE, JEWELRY	281	19 459	9 029
658 TEXTILE ARTICLES NES	1 880	9 267	4 278	898 MUSICAL INSTRUMENTS, PTS	24 374	240 182	111 334
659 FLOOR COVERINGS ETC	3 788	3 812	1 741	899 OTHER MANUFACTURED GOODS	3 629	126 982	58 521
661 CEMENT ETC BUILDING PROD	4 681	665	303	941 ZOO ANIMALS, PETS	240	2 250	1 026
662 CLAY, REFRACTORY BLDG PROD	9 730	7 503	3 402	951 WAR FIREARMS, AMMUNITION	1 404	9 888	4 613
663 OTH NONMETAL MINERAL MFS	39 933	97 875	45 224	961 COIN NONGOLD, NONCURRENT	57	5 220	2 468
664 GLASS	52 656	114 129	52 465	971 GOLD, NON MONETARY NES	•	•	•
665 GLASSWARE	7 613	17 916	8 252	972 GOLD COIN	35	95 185	47 222
666 POTTERY	595	1 998	924				
667 PEARL, PREC., SEMI-P STONE	294	29 479	13 544	EXPORTS	50 596 244	55 206 055	25 511 183
671 PIG IRON ETC	60 581	10 481	4 858	001 LIVE ANIMALS	2 424	7 771	3 583
672 IRON, STL PRIMARY FORMS	63 436	3 554	1 705	012 MEAT DRIED, SALTED, SMOKED	656	1 056	463
673 IRON AND STEEL SHAPES	39 155	12 895	5 948	014 MEAT PREPD, PRSVD, NES ETC	1 566	929	449
674 IRN, STL UNIV. PLATE, SHEET	38 813	8 629	3 935	022 MILK AND CREAM	593	252	114
675 IRON, STEEL HOOP, STRIP	10 715	8 267	3 847	023 BUTTER	244	195	91
677 IRN, STL WIRE EXCL W ROD	4 087	3 772	1 713	024 CHEESE AND CURD	40 158	28 100	13 176
678 IRON, STL TUBES, PIPES, ETC	10 938	25 910	11 905	025 EGGS, BIRDS, FRESH, PRSRVD	3 470	363	179
679 IRN, STL CASTINGS UNWORKE	409	309	141	034 FISH FRESH, CHILLED, FROZN	3 21	430	200
681 SILVER, PLATINUM, ETC	993	94 245	44 131	037 FISH ETC PREPD PRSVD NES	3 535	2 993	1 376
682 COPPER EXC CEMENT COPPER	68 050	58 090	26 636	048 CEREAL ETC PREPARATIONS	101 580	40 836	19 075
683 NICKEL	14 535	40 600	18 657	054 VEG ETC FRSH, SMPLY PRSVD	33 463	38 259	16 412
684 ALUMINIUM	88 874	46 023	21 056	056 VEGTBLES ETC PRSVD, PREPD	17 801	7 814	3 635
685 LEAD	55 578	4 810	2 158	057 FRUIT, NUTS, FRESH, DRIED	7 559	8 176	3 823
686 ZINC	281	258	119	058 FRUIT PRESERVED, PREPARED	423 957	113 506	52 781
687 TIN	1 886	2 564	1 207	061 SUGAR AND HONEY	50 403	2 544	1 232
688 URANIUM, THORIUM, ALLOYS	100	224	97	062 SUGAR PREPS NON-COCOA	218 771	95 659	43 913
689 NON-FER BASE METALS NES	67 388	79 753	36 785	071 COFFEE AND SUBSTITUTES	262 247	293 308	135 930
691 STRUCTURES AND PARTS NES	5 151	8 121	3 687	072 COCOA	39 769	14 957	6 973
692 METAL TANKS, BOXES, ETC	3 864	5 710	2 660	073 CHOCOLATE AND PRODUCTS	35 291	31 265	14 821
693 WIRE PRODUCTS NON ELECTR	1 083	5 804	2 658	074 TEA AND MATE	•	•	•
694 STL, COPPR NAILS, NUTS, ETC	16 196	58 233	26 763	075 SPICES	1 969	2 187	1 039
695 TOOLS	14 431	111 558	51 338	081 FEEDING STUFF FOR ANMLs	38 864	54 050	25 044
696 CUTLERY	3 038	17 064	7 734	088 EDIBLE PRODUCTS, PREPS NES	39 094	34 505	15 935
697 BASE MTL HOUSEHOLD EQUIP	2 992	5 550	2 552	111 NON-ALCOHL BEVERAGES NES	51 760	8 236	3 772
699 OTHER METAL MANUFACTURES	34 905	162 265	74 575	112 ALCOHOLIC BEVERAGES	1 815 935	440 225	203 375
711 STEAM BOILERS & AUX PLNT	80	930	420	121 TOBACCO UNMNFCTRD, REFUSE	23 353	4 946	2 375
712 STEAM ENGINES, TURBINES	537	3 255	1 514	122 TOBACCO MFRS	902	2 247	1 042
713 INTRNL COMBUS PISTN ENGN	68 014	159 515	72 982	123 HIDES, SKINS, UNRESSED	10 928	492	242
714 ENGINES & MOTORS NES	8 462	507 762	232 643	212 FUR SKINS UNRESSED	37	3 079	1 418
716 ROTATING ELECTRIC PLANT	35 111	154 089	70 862	222 SEEDS FOR SOFT/FIXED OIL	15	93	43
718 OTH POWER GENERATG MACHY	4 938	32 699	15 092	232 NATURAL RUBBER GUMS	15	259	112
721 AGRIC MACHY, EXC TRACTORS	37 490	50 836	23 063	233 RUBBER, SYNTHETIC RECLAIMD	122 693	33 611	15 517
722 TRACTORS NON-ROAD	6 352	7 627	3 630	245 FUEL WOOD NES, CHARCOAL	15	68	32
723 CIVIL ENGINEERG EQUIP ETC	70 754	98 889	45 508	248 WOOD SHAPED	11 215	2 076	969
724 TEXTILE, LEATHER MACHNRY	9 024	41 412	19 066	251 PULP AND WASTE PAPER	20 278	1 126	516
725 PAPER ETC MILL MACHINERY	4 423	21 531	10 006	263 COTTON	427	159	71
726 PRINTG, BKBINDG MACHY, PTS	9 673	67 239	31 407	265 VEG FIBRE, EXCL COTN JUTE	993	236	117
727 FOOD MACHRY NON-DOMESTIC	1 307	6 964	3 228	266 SYNTHETIC FIBRE TO SPIN	65 424	33 391	15 154
728 OTH MACHRY FOR SPCL INDUS	34 391	303 625	140 359	267 OTHER MAN-MADE FIBRES	19 481	4 858	2 213
736 MACHINE TOOLS FOR METAL	28 042	108 267	49 936	268 WOOL (EXC TOPS), ANML HAIR	300	402	188
737 METALWORKING MACHNRY NES	4 384	35 279	16 284	269 WASTE OF TEXTILE FABRICS	8 440	3 302	1 502
741 HEATING, COOLING EQUIPMNT	59 839	267 564	123 071	273 STONE, SAND AND GRAVEL	3 284	182	86
742 PUMPS FOR LIQUIDS ETC	34 644	121 557	55 726	277 NATURAL ABRASIVES NES	731	1 668	766
743 PUMPS NES, CENTRIFUGES ETC	45 403	198 898	91 312	278 OTHER CRUDE MINERALS	298 356	7 466	3 434
744 MECHANICAL HANDLING EQU	24 186	43 584	19 978	282 IRON AND STEEL SCRAP	983	1 471	647
745 NONELEC MACHY, TOOLS NES	14 191	129 301	59 392	287 BASE METAL ORES, CONC NES	45 353	14 745	6 828
749 NONELEC MACH PTS, ACC NES	76 195	358 354	164 946	288 NONFER METAL SCRAP NES	10 746	14 507	6 700
751 OFFICE MACHINES	10 860	141 950	64 816	289 PREC METAL ORE, WASTE NES	272	281	140
752 AUTOMTIC DATA PROC EQUIP	85 019	2 294 842	1 063 341	291 CRUDE ANIMAL MTRIALS NES	38 764	40 937	19 114
759 OFFICE & ADP MCH PTS, ACC	45 607	1 349 667	624 553	292 CRUDE VEG MATERIALS NES	24 079	28 863	13 340
761 TELEVISION RECEIVERS	206	4 786	2 197	334 PETROLEUM PRODUCTS, REFIN	439 840	35 317	15 861
762 RADIO BROADCAST RECEIVRS	149	1 301	619	335 RESIDUAL PETRLM PROD NES	221 335	19 078	8 745
763 SOUND RECORDRS PHONOGRPH	567	15 137	7 129	411 ANIMAL OILS AND FATS	7 210	887	415
764 TELECOM EQPT, PTS, ACC NES	15 484	354 642	164 385	423 FIXED VEG OILS, SOFT	4 21	317	159
771 ELECTRIC POWER MACHY NES	15 258	141 121	64 804	424 FIXED VEG OIL NONSOFT	1 689	803	357
772 SWITCHGEAR ETC & PTS NES	25 453	490 913	226 168	431 PROCESD ANML VEG OIL, ETC	16 891	2 247	1 010
773 ELECTR DISTRIBUTING MACH	28 112	130 131	59 747	511 HYDROCARBONS NES, DERIVS	392 498	63 154	29 039
774 ELECTRO-MEDCL, XRAY EQUIP	5 931	189 960	87 589	512 ALCOHOLS, PHENOLS, ETC	659 190	206 077	94 521
775 HOUSEHOLD TYPE EQUIP NES	5 972	17 591	8 163	513 ORGANIC ACIDS, ETC	460 188	152 789	70 038
776 TRANSISTORS, VALVES, ETC	8 860	719 444	331 205	514 NITROGEN-FUNCTN COMPOUNDS	326 471	356 573	164 287
778 ELECTRICAL MACHINERY NES	59 633	617 793	284 725	515-ORG-INORG COMPOUNDS ETC	249 052	274 913	126 163
781 PASS MOTOR VEH EXC BUSES	41 414	57 902	27 293	516 OTHER ORGANIC CHEMICALS	316 795	135 486	62 392
782 LORRIES, SPCL MTR VEH NES	10 046	10 936	5 138	522 INORG ELEMNTS, OXIDES, ETC	2 280 544	231 090	106 224
783 ROAD MOTOR VEHICLES NES	475	789	367	523 OTHR INORGANIC CHEMICALS	1 095 299	221 463	102 341
784 MOTOR VEHCL PTS, ACC NES	95 217	212 257	97 031	524 RADIOACTIVE ETC MATERIAL	921	105 185	51 219
785 MOTOR & OTHER CYCLES ETC	6 612	17 357	8 011	531 SYNT DYE, NAT INDOGO, LAKES	146 827	340 746	157 473
786 VEH NES NONMOTR, TRAILERS	126 562	14 631	6 757	532 DYES NES, TANNING PRODS	26 053	5 349	2 458
791 RAILWAY VEHICLES	1 867	8 957	4 387	533 PIGMENTS, PAINTS, ETC	426 108	192 785	89 032
792 AIRCRAFT	32 406	2 187 808	1 025 316	541 MEDICINAL ETC PRODUCTS	92 101	494 788	229 128
793 SHIPS AND BOATS	409 652	18 942	8 747	551 ESSENTIAL OIL, PERFUME, ETC	12 358	14 441	6 597
812 PLUMB, HEATNG, LGHTNG EQU	2 331	6 884	3 179	553 PERFUMERY, COSMETICS, ETC	39 113	87 971	40 828
821 FURNITURE	11 551	25 233	11 659	554 SOAPS, CLEANING ETC PREPS	65 423	35 069	16 173
831 TRAVEL GOODS, HANDBAGS	776	3 678	1 690	562 FERTILIZERS MANUFACTURED	602 130	20 722	9 317
842 MENS OUTERWEAR NOT KNIT	3 669	14 671	6 919	572 EXPLOSIVES, PYROTECH PROD	754	2 593	1 214
843 WOMENS OUTERWEAR NONKNIT	289	2 995	1 387	582 PROD OF CONDENSATION ETC	421 725	289 990	133 949
844 UNDERWEAR NOT KNIT	60	631	292	583 PROD OF POLYMERIZING ETC	684 703	356 327	165 407
845 UNDERWEAR KNIT NONELASTC	252	2 371	1 109	584 CELLULOSE DERIVATIVES ETC	55 301	60 771	27 822
846 UNDERWEAR KNITTED	2 279	16 800	7 675	585 PLASTIC MATERIALS NES	47 060	45 080	20 837
847 TXTL CLTHNG ACCESSRY NES	8 603	34 760	16 075	591 PESTICIDES, DISINFECTANTS	60 573	70 353	32 170
848 HEADGEAR, NONTXLT CLOTHNG	9 559	25 949	12 032				



## 7 IMPORTS AND EXPORTS (SPECIAL TRADE) BY COUNTRIES OF PRODUCTION AND CONSUMPTION AND BY GROUPS OF THE SITC-REV. II 1986

GROUP DESCRIPTION	DT = 100 KG	1 000 DM	1 000 \$	GROUP DESCRIPTION	DT = 100 KG	1 000 DM	1 000 \$
592 STARCH, INULIN, GLUTEN, ETC	87 803	48 770	22 972	831 TRAVEL GOODS, HANDBAGS	3 104	25 666	11 974
598 MISC CHEMICAL PRODS NES	1 238 555	350 944	161 990	842 MENS OUTERWEAR NOT KNIT	1 374	22 350	10 368
605 INDUSTRIAL PLANT, CHAP 73	760	2 078	869	843 WOMENS OUTERWEAR NONKNIT	4 754	109 639	50 719
611 LEATHER	27 744	53 957	24 896	844 UNDERWEAR NOT KNIT	402	7 827	3 607
612 LEATHER ETC MANUFACTURES	2 096	10 016	4 627	845 OUTERWEAR KNIT NONELASTC	2 123	39 458	18 308
613 FUR SKINS TANNED, DRESSED	133	7 020	3 273	846 UNDERWEAR KNITTED	720	7 526	3 496
621 MATERIALS OF RUBBER	58 114	37 254	17 196	847 TXLT CLTHNG ACCESRY NES	3 832	30 296	14 451
625 RUBBER TYRES, TUBES	230 513	182 603	84 537	848 HEADGEAR, NONTXLT CLOTHNG	6 803	59 463	27 779
628 RUBBER ARTICLES NES	32 554	67 018	30 996	851 FOOTWEAR	6 657	45 814	21 027
633 CORK MANUFACTURES	939	3 645	1 687	871 OPTICAL INSTRUMENTS	4 775	179 569	82 798
634 VENEERS, PLYWOOD, ETC	30 445	18 960	8 780	872 MEDICAL INSTRUMENTS NES	21 656	756 840	350 131
635 WOOD MANUFACTURES NES	37 705	43 461	20 074	873 METERS & COUNTERS NES	1 126	16 076	7 303
641 PAPER AND PAPERBOARD	1 488 463	317 440	146 806	874 MEASURNG, CONTROLNG INSTR	66 465	1 075 996	497 659
642 ARTICLES OF PAPER ETC	81 595	58 435	26 920	881 PHOTO APPAR & EQUIPT NES	21 936	251 925	116 311
651 TEXTILE YARN AND THREAD	223 704	235 351	108 537	882 PHOTO, CINEMA SUPPLIES	126 972	219 092	101 282
652 COTTON FABRICS, WOVEN	9 913	43 840	20 235	883 DEVELOPED CINEMA FILM	40	529	253
653 WOVN MAN-MADE FIB FABRIC	32 658	129 523	59 700	884 OPTICAL GOODS NES	2 616	198 181	91 748
654 OTH WOVEN TEXTILE FABRIC	13 433	49 751	23 001	885 WATCHES AND CLOCKS	32 842	188 549	87 614
655 KNIT ETC FABRICS	7 106	26 961	12 502	892 PRINTED MATTER	174 470	234 582	108 766
656 LACE, RIBBONS, TULLE, ETC	3 170	14 393	6 746	893 ARTICLES OF PLASTIC NES	168 530	268 883	124 421
657 SPECIAL TEXTILE ETC PROD	43 065	100 453	46 608	894 TOYS, SPORTING GOODS, ETC	71 485	191 123	88 598
658 TEXTILE ARTICLES NES	26 865	59 202	27 675	895 OFFICE SUPPLIES NES	20 434	79 161	36 594
659 FLOOR COVERINGS ETC	13 576	27 593	12 757	896 WORKS OF ART ETC	2 529	118 559	55 670
661 CEMENT ETC BUILDING PROD	25 942	4 448	2 083	897 GOLD, SILVER WARE, JEWELRY	579	81 431	38 032
662 CLAY, REFRACTORY BLDG PRD	277 260	48 339	22 224	898 MUSICAL INSTRUMENTS, PTS	75 505	361 842	168 727
663 OTH NONMETAL MINERAL MFS	182 623	134 296	62 029	899 OTHER MANUFACTURED GOODS	38 248	145 878	67 801
664 GLASS	349 064	164 196	75 618	941 ZOO ANIMALS, PETS	46	663	304
665 GLASSWARE	171 814	197 106	90 770	951 WAR FIREARMS, AMMUNITION	3 147	31 578	14 613
666 POTTERY	45 842	130 370	60 205	961 COIN NONGOLD, NONCURRENT	43	359	168
667 PEARL, PREC., SEMI-P STONE	192	89 108	40 986	971 GOLD, NON MONETARY NES	172	437 851	196 501
671 PIG IRON ETC	324 382	56 043	26 056	972 GOLD COIN	3	10 549	5 042
672 IRON, STL PRIMARY FORMS	5 281 318	324 357	149 666				
673 IRON AND STEEL SHAPES	1 876 504	175 101	81 603	CANADA			
674 IRN, STL UNIV, PLATE, SHEET	7 359 560	855 607	396 029				
675 IRON, STEEL HOOP, STRIP	432 683	124 638	58 059	IMPORTS	88 917 810	3 371 950	1 552 406
676 RAILWAY RAILS ETC IRN, STL	245 396	20 415	9 245	001 LIVE ANIMALS	290	614	284
677 IRN, STL WIRE EXCL W ROD	228 087	47 551	21 925	011 MEAT FRESH, CHILLD, FROZEN	2 310	1 214	594
678 IRON, STL TUBES, PIPES, ETC	1 531 605	234 862	106 696	025 EGGS, BIRDS, FRESH, PRSRVD	916	1 557	723
679 IRN, STL CASTINGS UNWORKE	73 176	31 110	14 216	034 FISH FRESH, CHILLED FROZN	62 204	24 293	11 398
681 SILVER, PLATINUM, ETC	239	47 162	21 164	035 FISH SALTED, DRIED, SMOKED	4 952	6 330	2 961
682 COPPER EXC CEMENT COPPER	455 597	275 697	126 675	036 SHELL FISH FRESH, FROZEN	4 779	9 532	4 444
683 NICKEL	35 352	85 039	39 042	037 FISH ETC PREPD PRSRVD NES	2 790	4 369	2 034
684 ALUMINIUM	297 558	210 686	97 375	041 WHEAT ETC UNMILLED	63 549	2 582	1 235
685 LEAD	10 146	12 280	5 728	044 MAIZE UNMILLED	11 745	4 287	1 854
686 ZINC	11 165	2 316	1 118	045 CEREALS NES UNMILLED	68 476	4 923	2 275
687 TIN	5 171	4 626	2 052	048 CEREAL ETC PREPARATIONS	715	178	80
689 NON-FER BASE METALS NES	10 093	27 436	12 563	054 VEG ETC FRSH, SMPLY PRSRVD	267 246	28 842	13 655
691 STRUCTURES AND PARTS NES	73 336	57 467	26 597	056 VEGETABLES ETC PRSRVD, PREPD	14 470	1 982	907
692 METAL TANKS, BOXES, ETC	27 818	34 234	15 798	057 FRUIT, NUTS, FRESH, DRIED	1 253	226	92
693 WIRE PRODUCTS NON ELECTR	107 260	63 646	29 438	058 FRUIT PRESERVED, PREPARED	45 035	12 251	5 563
694 STL, COPPR NAILS, NUTS, ETC	119 638	106 285	49 185	061 SUGAR AND HONEY	21 345	15 657	7 175
695 TOOLS	59 789	248 224	115 037	072 COCOA	110	110	49
696 CUTLERY	11 059	98 291	45 395	081 FEEDING STUFF FOR ANIMLS	64 051	1 785	813
697 BASE MTL HOUSEHOLD EQUIP	28 462	44 606	20 803	098 EDIBLE PRODUCTS, PREPS NES	21 005	5 087	2 345
699 OTHER METAL MANUFACTURES	339 533	396 196	183 694	112 ALCOHOLIC BEVERAGES	2 627	1 855	852
700 INDUSTRIAL PLANT, CHAP 84	60 761	151 033	69 930	121 TOBACCO UNMNFCTRD, REFUSE	9 608	11 879	5 487
703 INDUSTRIAL PLANT, CHAP 85	692	26 205	12 920	111 HIDES, SKINS, UNRESSED	21 245	8 333	3 828
711 STEAM BOILERS & AUX PLNT	7 785	13 428	6 402	212 FUR SKINS UNRESSED	1 797	27 315	12 158
712 STEAM ENGINES, TURBINES	4 095	40 398	18 704	222 SEEDS FOR SOFT FIXED OIL	176 749	10 601	4 911
713 INTRNL COMBUS PISTN ENGN	757 967	1 487 727	688 063	223 SEEDS FOR OTH FIXED OILS	3 443 687	171 009	78 584
714 ENGINES & MOTORS NES	6 387	571 516	263 681	233 RUBBER, SYNTHETIC, RECLAIMD	2 492	1 377	627
716 ROTATING ELECTRIC PLANT	60 830	208 358	96 646	247 OTH WOOD ROUGH, SQUARED	16 021	1 492	678
718 OTH POWER GENERATG MACHY	17 220	38 748	17 921	248 WOOD SHAPED	642 953	71 744	32 866
721 AGRIC MACHY, EXC TRACTORS	118 682	134 618	60 793	251 PULP AND WASTE PAPER	7 689 701	687 273	317 470
722 TRACTORS NON-ROAD	358 827	343 562	157 765	266 WOOL (EXC TOPS), ANML HAIR	553	251	116
723 CIVIL ENGINEER EQUIP ETC	575 956	536 810	247 897	273 STONE, SAND AND GRAVEL	6 859	404	187
724 TEXTILE, LEATHER MACHNRY	238 379	907 116	420 587	274 SULPHUR ETC	1 587 662	50 866	23 395
725 PAPER ETC MILL MACHINERY	138 180	409 196	188 098	278 OTHER CRUDE MINERALS	424 097	38 892	17 882
726 PRINTG, BKBDNG MACHY, PTS	206 824	903 233	419 233	281 IRON ORE, CONCENTRATES	64 146 239	415 258	190 820
727 FOOD MACHRY NON-DOMESTIC	30 526	121 548	55 891	282 IRON AND STEEL SCRAP	43 722	2 186	1 010
728 OTH MACHY FOR SPCL INDUS	520 825	1 481 158	688 183	287 BASE METAL ORES, CONC NES	3 508 060	165 685	76 535
736 MACHINE TOOLS FOR METAL	277 275	1 026 618	475 776	288 NONFERR METAL SCRAP NES	1 748 633	127 621	58 594
737 METALWORKING MACHNRY NES	39 709	109 923	50 759	289 PREC METAL ORE, WASTE NES	2 534	25 135	12 060
741 HEATING, COOLING EQUIPMNT	114 860	340 015	157 109	291 CRUDE ANIMAL MTRIALS NES	12 442	5 479	2 539
742 PUMPS FOR LIQUIDS ETC	61 882	270 888	125 283	292 CRUDE VEG MATERIALS NES	10 143	4 976	2 292
743 PUMPS NES, CENTRIFUGES ETC	163 112	454 516	210 503	322 COAL, LIGNITE, PEAT	908 983	12 097	5 660
744 MECHANICAL HANDLING EQU	268 406	375 944	173 141	323 BRIQUETS, COKE, SEMI-COKE	78 995	1 781	775
745 NONELEC MACHY, TOOLS NES	155 192	779 655	364 242	334 PETROLEUM PRODUCTS, REFIN	15 089	1 369	637
749 NONELEC MACH PTS, ACC NES	517 332	873 746	405 245	335 RESIDUAL PETRLM PROD NES	102 584	3 959	1 904
751 OFFICE MACHINES	53 908	304 844	139 829	411 ANIMAL OILS AND FATS	144 239	10 963	4 932
752 AUTOMATIC DATA PROC EQUIP	49 267	617 546	286 199	423 FIXED VEG OILS, SOFT	5 270	428	209
759 OFFICE & ADP MCH PTS, ACC	19 902	487 608	225 752	424 FIXED VEG OIL NONSOFT	9 029	920	436
761 TELEVISION RECEIVERS	3 414	21 120	9 667	431 PROCESD ANML VEG OIL, ETC	338	218	100
762 RADIO BROADCAST RECEIVRS	929	30 905	14 009	511 HYDROCARBONS NES, DERIVS	110 176	9 464	4 194
763 SOUND RECORDRS, PHONOGRPH	9 097	87 610	40 289	512 ALCOHOLS, PHENOLS, ETC	76 696	3 259	1 486
764 TELECOM EQPT, PTS, ACC NES	15 620	158 726	73 982	513 ORGANIC ACIDS, ETC	19 349	3 917	1 731
771 ELECTRIC POWER MACHY NES	41 429	117 357	54 811	514 NITROGEN-FUNCTN COMPOUNDS	7 538	1 275	586
772 SWITCHGEAR ETC & PTS NES	59 657	487 870	226 157	515 ORG-INDRG COMPOUNDS ETC	324	949	440
773 ELECTR DISTRIBUTING MACH	15 036	41 475	19 111	516 OTHER ORGANIC CHEMICALS	692	1 191	524
774 ELECTRO-MEDCL, XRAY EQUIP	35 613	668 826	309 877	522 INORG ELEMNTS, OXIDES, ETC	37 946	12 966	5 982
775 HOUSEHOLD TYPE EQUIP NES	90 793	178 860	83 666	523 OTHR INORGANIC CHEMICALS	1 915	1 455	662
776 TRANSISTORS, VALVES, ETC	19 018	232 328	107 932	524 RADIOACTIVE ETC MATERIAL	6 563	61 780	29 734
778 ELECTRICAL MACHINERY NES	291 884	878 741	407 155	533 PIGMENTS, PAINTS, ETC	721	657	289
781 PASS MOTOR VEH EXC BUSES	5 541 775	18 712 034	8 634 133	541 MEDICINAL ETC PRODUCTS	225	6 700	3 029
782 LORRIES, SPCL MTR VEH NES	32 582	51 044	23 927	551 ESSENTIAL OIL, PERFUME, ETC	277	506	238
783 ROAD MOTOR VEHICLES NES	7 849	20 270	9 453	553 PERFUMERY, COSMETICS, ETC	115	85	41
784 MOTOR VEHCL PTS, ACC NES	1 009 988	1 985 551	919 865	554 SOAPS, CLEANING ETC PREPS	2 918	2 409	1 119
785 MOTOR & OTHER CYCLES ETC	24 885	58 540	27 772	562 FERTILIZERS MANUFACTURED	108 935	2 365	1 162
786 VEH NES NONMOTR, TRAILERS	66 884	79 762	36 732	582 PROD OF CONDENSATION ETC	11 769	4 562	2 105
791 RAILWAY VEHICLES	26 943	55 725	25 232	583 PROD OF POLYMERIZING ETC	85 611	30 702	14 080
792 AIRCRAFT	3 161	273 957	128 308	584 CELLULOSE DERIVATIVES ETC	139	95	47
793 SHIPS AND BOATS	297 362	246 332	110 391	585 PLASTIC MATERIALS NES	84	760	342
801 INDUSTRIAL PLANT, CHAP 90	57	1 607	753	592 STARCH, INULIN, GLUTEN, ETC	3 092	1 432	677
812 PLUMB, HEATNG, LGHTNG EQU	33 808	54 680	25 371	598 MISC CHEMICAL PRODS NES	4 157	30 625	14 377
821 FURNITURE	466 005	412 959	191 064				



## 7 IMPORTS AND EXPORTS (SPECIAL TRADE) BY COUNTRIES OF PRODUCTION AND CONSUMPTION AND BY GROUPS OF THE SITC-REV. II 1986

GROUP DESCRIPTION	DT = 100 KG	1 000 DM	1 000 \$	GROUP DESCRIPTION	DT = 100 KG	1 000 DM	1 000 \$
611 LEATHER	2 692	3 078	1 401	899 OTHER MANUFACTURED GOODS	441	7 964	3 645
612 LEATHER ETC MANUFACTURES	60	181	83	941 200 ANIMALS, PETS	700	1 309	603
613 FUR SKINS TANNED, DRESSED	103	3 821	1 811	951 WAR FIREARMS, AMMUNITION	11	140	61
621 MATERIALS OF RUBBER	156	377	173	961 COIN NONGOLD, NONCURRENT	94	11 821	5 396
625 RUBBER TYRES, TUBES	1 523	1 392	628	971 GOLD, NON MONETARY NES	31	33 296	14 361
628 RUBBER ARTICLES NES	742	2 898	1 350	972 GOLD COIN	70	187 434	86 122
634 VENEERS, PLYWOOD, ETC	229 312	37 531	16 921				
635 WOOD MANUFACTURES NES	12 787	2 703	1 244	EXPORTS	6 731 716	5 285 354	2 438 975
641 PAPER AND PAPERBOARD	1 303 229	151 364	69 804				
642 ARTICLES OF PAPER ETC	936	829	383	001 LIVE ANIMALS	744	1 955	910
651 TEXTILE YARN AND THREAD	4 539	4 409	1 983	024 CHEESE AND CURD	8 796	7 717	3 577
653 WOVN MAN-MADE FIB FABRIC	96	257	125	037 FISH ETC PREPD PRSVD NES	3 700	2 462	1 143
654 OTH WOVN TEXTILE FABRIC	1 280	1 165	535	041 WHEAT ETC UNMILLED	2 060	238	105
655 KNIT ETC FABRICS	147	156	69	044 MAIZE UNMILLED	353	160	71
656 LACE, RIBBONS, TULLE, ETC	72	381	175	048 CEREAL ETC PREPARATIONS	30 697	15 774	7 297
657 SPECIAL TEXTILE ETC PROD	212	1 534	708	054 VEG ETC FRSH, SMPLY PRSVD	3 079	2 558	1 163
658 TEXTILE ARTICLES NES	55	199	95	056 VEGETABLES ETC PRSVD, PREPD	13 886	2 837	1 304
659 FLOOR COVERINGS ETC	163	130	59	057 FRUIT, NUTS, FRESH, DRIED	867	1 107	507
661 CEMENT ETC BUILDING PROD	12 399	650	302	058 FRUIT PRESERVED, PREPARED	47 558	15 091	6 912
662 CLAY, REFRACTORY BLDG PRD	2 220	126	58	061 SUGAR AND HONEY	44 424	3 395	1 558
663 OTH NONMETAL MINERAL MFS	5 709	2 850	1 332	062 SUGAR PREPS NON-COCOA	8 734	4 216	1 942
664 GLASS	12 704	9 989	4 620	071 COFFEE AND SUBSTITUTES	32 687	37 361	17 180
665 GLASSWARE	615	130	59	072 COCOA	14 055	12 137	5 597
671 PIG IRON ETC	771 967	38 313	17 764	073 CHOCOLATE AND PRODUCTS	20 943	16 245	7 756
672 IRON, STL PRIMARY FORMS	130 713	5 703	2 642	074 TEA AND MATE	743	634	302
673 IRON AND STEEL SHAPES	24 957	3 079	1 512	075 SPICES	630	1 226	575
674 IRN, STL UNIV, PLATE, SHEET	47 457	3 334	1 546	081 FEEDING STUFF FOR ANIMLS	7 020	2 901	1 344
675 IRON, STEEL HOOP, STRIP	877	786	359	098 EDIBLE PRODUCTS, PREPS NES	6 571	4 702	2 152
678 IRN, STL TUBES, PIPES, ETC	1 311	786	358	111 NON-ALCOHL BEVERAGES NES	13 244	1 468	687
679 IRN, STL CASTINGS UNWORKE	50	80	35	112 ALCOHOLIC BEVERAGES	144 732	60 142	27 605
681 SILVER, PLATINUM, ETC	4	224	97	212 FUR SKINS UNRESSED	14	328	158
682 COPPER EXC CEMENT COPPER	179 004	58 336	26 153	233 RUBBER, SYNTHETIC, RECLAIMD	5 275	2 157	990
683 NICKEL	58 615	55 081	25 125	246 PULPWOOD, CHIPS, WOODWASTE	1 386	80	39
684 ALUMINIUM	•	•	•	248 WOOD SHAPED	756	242	110
686 ZINC	11 249	1 947	837	266 SYNTHETIC FIBRE TO SPIN	23 450	9 177	4 320
688 URANIUM, THORIUM, ALLOYS	8	125	62	267 OTHER MAN-MADE FIBRES	1 103	419	189
689 NON-FER BASE METALS NES	4 242	11 126	5 070	268 WOOL (EXC TOPS), ANML HAIR	47	77	36
691 STRUCTURES AND PARTS NES	6 805	2 665	1 231	278 OTHER CRUDE MINERALS	4 092	355	162
692 METAL TANKS, BOXES, ETC	63	133	60	287 BASE METAL ORES, CONC NES	703 806	25 272	11 297
694 STL, COPPR NAILS, NUTS, ETC	204	516	233	288 NONFERR METAL SCRAP NES	2 070	417	193
695 TOOLS	2 959	11 258	5 223	291 CRUDE ANIMAL MTRIALS NES	304	1 110	505
697 BASE MTL HOUSEHOLD EQUIP	539	504	223	292 CRUDE VEG MATERIALS NES	6 097	5 733	2 595
699 OTHER METAL MANUFACTURES	2 808	6 187	2 839	323 BRIQUETS, COKE, SEMI-COKE	225 426	4 679	2 048
713 INTRNL COMBUS PISTN ENGN	446	672	307	334 PETROLEUM PRODUCTS, REFIN	27 761	4 809	2 212
714 ENGINES & MOTORS NES	69	9 208	4 276	431 PROCESD ANML VEG OIL, ETC	1 555	336	155
716 ROTATING ELECTRIC PLANT	2 477	6 059	2 838	511 HYDROCARBONS NES, DERIVS	38 602	7 244	3 312
718 OTH POWER GENERATG MACHY	72	179	82	512 ALCOHOLS, PHENOLS, ETC	118 448	17 086	8 152
722 TRACTORS NON-ROAD	453	536	249	513 ORGANIC ACIDS, ETC	50 294	93 724	43 777
723 CIVIL ENGINEER EQUIP ETC	4 457	5 162	2 393	514 NITROGEN-FUNCTN COMPOUNDS	98 192	35 690	16 533
724 TEXTILE, LEATHER MACHNRY	618	743	333	515 ORG-INORG COMPOUNDS ETC	12 686	23 731	11 015
725 PAPER ETC MILL MACHINERY	735	3 144	1 470	516 OTHER ORGANIC CHEMICALS	42 360	8 223	3 834
726 PRINTG, BKBINDG MACHY, PTS	286	897	409	522 INORG ELEMNTS, OXIDES, ETC	183 041	23 063	10 675
728 OTH MACHY FOR SPCL INDUS	3 206	13 281	6 088	523 OTHR INORGANIC CHEMICALS	168 126	20 978	9 620
736 MACHINE TOOLS FOR METAL	1 680	2 196	966	531 SYNT DYE, NAT INDGO, LAKES	31 068	63 214	29 066
737 METALWORKING MACHNRY NES	136	619	287	532 DYES NES, TANNING PRODS	11 882	2 404	1 074
741 HEATING, COOLING EQUIPMNT	980	2 697	1 263	533 PIGMENTS, PAINTS, ETC	63 120	24 866	11 507
742 PUMPS FOR LIQUIDS ETC	1 216	2 102	992	541 MEDICINAL ETC PRODUCTS	10 970	82 375	37 764
743 PUMPS NES, CENTRIFUGES ETC	985	2 499	1 175	551 ESSENTIAL OIL, PERFUME, ETC	904	803	377
744 MECHANICAL HANDLING EQU	1 032	1 378	645	553 PERFUMERY, COSMETICS, ETC	8 955	17 863	8 318
745 NONELEC MACHY, TOOLS NES	4 468	2 353	1 083	554 SOAPS, CLEANING ETC PREPS	17 832	8 300	3 794
749 NONELEC MACH PTS, ACC NES	4 517	18 138	8 326	562 FERTILIZERS MANUFACTURED	18 900	879	415
751 OFFICE MACHINES	246	2 395	1 097	572 EXPLOSIVES, PYROTECH PROD	267	506	228
752 AUTOMATIC DATA PROC EQUIP	749	12 968	6 059	582 PROD OF CONDENSATION ETC	111 369	59 671	27 932
759 OFFICE & ADP MCH PTS, ACC	619	18 622	8 456	583 PROD OF POLYMERIZING ETC	181 901	57 465	26 678
761 TELEVISION RECEIVERS	91	390	184	584 CELLULOSE DERIVATIVES ETC	8 002	8 799	4 055
762 RADIO BROADCAST RECEIVRS	1 963	20 592	9 497	585 PLASTIC MATERIALS NES	15 713	7 915	3 622
763 SOUND RECORDRS, PHONOGRPH	8	158	73	591 PESTICIDES, DISINFECTANTS	9 497	7 538	3 350
764 TELECOM EQPT, PTS, ACC NES	1 037	40 515	18 667	592 STARCH, INULIN, GLUTEN, ETC	12 093	8 289	3 814
771 ELECTRIC POWER MACH NES	1 792	3 481	1 583	598 MISC CHEMICAL PRODS NES	91 261	46 443	21 407
772 SWITCHGEAR ETC & PTS NES	1 320	10 153	4 682	611 LEATHER	603	2 958	1 361
773 ELECTR DISTRIBUTING MACH	1 010	1 993	894	612 LEATHER ETC MANUFACTURES	931	2 989	1 372
774 ELECTRO-MEDCL, XRAY EQUIP	65	762	349	613 FUR SKINS TANNED, DRESSED	145	7 799	3 495
775 HOUSEHOLD TYPE EQUIP NES	55	599	277	621 MATERIALS OF RUBBER	5 729	3 580	1 646
776 TRANSISTORS, VALVES, ETC	72	11 772	5 278	625 RUBBER TYRES, TUBES	24 655	17 634	8 166
778 ELECTRICAL MACHINERY NES	19 753	18 992	8 763	628 RUBBER ARTICLES NES	3 407	6 978	3 197
781 PASS MOTOR VEH EXC BUSES	1 566	2 514	1 220	633 CORK MANUFACTURES	138	467	213
782 LORRIES, SPCL MTR VEH NES	94	202	98	634 VENEERS, PLYWOOD, ETC	7 506	3 129	1 468
784 MOTOR VEHCL PTS, ACC NES	20 366	21 475	10 027	635 WOOD MANUFACTURES NES	11 880	4 875	2 206
786 VEH NES NONMOTR, TRAILERS	538	101	51	641 PAPER AND PAPERBOARD	153 653	37 646	17 366
791 RAILWAY VEHICLES	556	518	228	642 ARTICLES OF PAPER ETC	11 887	11 132	5 109
792 AIRCRAFT	350	43 886	20 173	651 TEXTILE YARN AND THREAD	29 651	36 322	16 615
793 SHIPS AND BOATS	124	258	115	652 COTTON FABRICS, WOVEN	3 469	12 491	5 691
821 FURNITURE	1 721	1 988	887	653 WOVN MAN-MADE FIB FABRIC	8 554	33 113	15 286
831 TRAVEL GOODS, HANDBAGS	41	186	82	654 OTH WOVN TEXTILE FABRIC	3 309	11 124	5 090
843 WOMENS OUTERWEAR NONKNIT	11	89	40	655 KNIT ETC FABRICS	2 571	10 433	4 855
844 UNDERWEAR NOT KNIT	6	68	32	656 LACE, RIBBONS, TULLE, ETC	801	4 593	2 140
845 OUTERWEAR KNIT NONELASTC	15	92	40	657 SPECIAL TEXTILE ETC PROD	15 486	18 760	8 647
847 TXTL CLTHNG ACCESSRYS NES	41	107	53	658 TEXTILE ARTICLES NES	2 281	6 557	3 066
848 HEADGEAR, NONTXTL CLOTHNG	75	2 293	1 090	659 FLOOR COVERINGS ETC	1 561	1 969	893
851 FOOTWEAR	201	863	398	661 CEMENT ETC BUILDING PROD	14 080	2 537	1 192
871 OPTICAL INSTRUMENTS	37	1 412	639	662 CLAY, REFRACTORY BLDG PRD	131 742	19 614	8 981
872 MEDICAL INSTRUMENTS NES	226	3 312	1 475	663 OTH NONMETAL MINERAL MFS	20 182	15 643	7 162
874 MEASURING, CONTROLLNG INSTR	942	17 211	8 138	664 GLASS	69 607	11 310	5 170
881 PHOTO APPAR & EQUIPT NES	119	5 395	2 436	665 GLASSWARE	20 021	19 271	8 837
882 PHOTO, CINEMA SUPPLIES	363	3 536	1 737	666 POTTERY	5 779	14 836	6 809
883 DEVELOPED CINEMA FILM	2	128	62	667 PEARL, PREC-, SEMI-P STONE	7	7 338	3 370
884 OPTICAL GOODS NES	137	6 211	2 878	671 PIG IRON ETC	26 203	3 336	1 617
885 WATCHES AND CLOCKS	87	261	120	672 IRON, STL PRIMARY FORMS	830 447	51 736	24 936
892 PRINTED MATTER	740	1 893	859	673 IRON AND STEEL SHAPES	147 029	24 091	11 029
893 ARTICLES OF PLASTIC NES	2 006	4 792	2 213	674 IRN, STL UNIV, PLATE, SHEET	475 208	59 860	27 855
894 TOYS, SPORTING GOODS, ETC	1 861	3 439	1 591	675 IRON, STEEL HOOP, STRIP	94 631	25 905	11 993
895 OFFICE SUPPLIES NES	134	138	66	676 RAILWAY RAILS ETC IRN, STL	7 516	1 338	619
896 WORKS OF ART ETC	68	1 017	469	677 IRN, STL WIRE EXCL W ROD	30 090	8 197	3 793
897 GOLD, SILVER WARE, JEWELRY	1	439	207	678 IRON, STL TUBES, PIPES, ETC	111 084	31 089	14 197
898 MUSICAL INSTRUMENTS, PTS	314	3 218	1 481	679 IRN, STL CASTINGS UNWORKE	10 804	4 552	2 168



## 7 IMPORTS AND EXPORTS (SPECIAL TRADE) BY COUNTRIES OF PRODUCTION AND CONSUMPTION AND BY GROUPS OF THE SITC-REV. II 1986

GROUP DESCRIPTION	DT = 100 KG	1 000 DM	1 000 \$	GROUP DESCRIPTION	DT = 100 KG	1 000 DM	1 000 \$
681 SILVER, PLATINUM, ETC	40	2 305	1 058	GREENLAND			
682 COPPER EXC CEMENT COPPER	29 349	22 371	10 301	IMPORTS	676 224	38 116	17 857
683 NICKEL	2 822	5 349	2 467				
684 ALUMINIUM	48 815	26 449	12 092	034 FISH FRESH, CHILLED, FROZEN	1 021	480	210
685 LEAD	409	217	108	036 SHELL FISH FRESH, FROZEN	695	491	228
686 ZINC	619	316	145	037 FISH ETC PREPARED PRSD NES	128	235	104
687 TIN	1 780	2 242	981	212 FUR SKINS UNRESSED	273	324	152
688 URANIUM, THORIUM, ALLOYS	40	686	315	278 OTHER CRUDE MINERALS	14 214	1 842	854
689 NON-FER BASE METALS NES	135	767	378	287 BASE METAL ORES, CONC NES	659 877	34 017	15 988
691 STRUCTURES AND PARTS NES	23 305	11 281	5 148	792 AIRCRAFT	4	673	298
692 METAL TANKS, BOXES, ETC	2 387	3 922	1 786	EXPORTS	481	1 804	818
693 WIRE PRODUCTS NON ELECTR	61 900	28 518	13 057				
694 STL, COPPER NAILS, NUTS, ETC	4 994	4 753	2 231	711 STEAM BOILERS & AUX PLNT	88	103	48
695 TOOLS	10 687	41 608	19 223	727 FOOD MACHRY NON-DOMESTIC	6	87	39
696 CUTLERY	1 773	15 217	7 026	745 NONELEC MACHY, TOOLS NES	29	78	34
697 BASE MTL HOUSEHOLD EQUIP	4 960	6 150	2 863	792 AIRCRAFT	4	842	394
699 OTHER METAL MANUFACTURES	44 570	51 090	23 591	851 FOOTWEAR	25	178	83
700 INDUSTRIAL PLANT, CHAP 84	11 416	27 065	12 938	ST PIERRE			
703 INDUSTRIAL PLANT, CHAP 85	434	4 738	2 303	IMPORTS	10 136	5 854	2 592
711 STEAM BOILERS & AUX PLNT	1 834	2 985	1 474				
712 STEAM ENGINES, TURBINES	4	250	111	034 FISH FRESH, CHILLED, FROZEN	10 001	5 779	2 556
713 INTRNL COMBUS PISTN ENGN	15 130	42 215	19 496	EXPORTS	415	619	261
714 ENGINES & MOTORS NES	131	6 553	2 963				
716 ROTATING ELECTRIC PLANT	9 973	23 019	10 675	727 FOOD MACHRY NON-DOMESTIC	7	119	52
718 OTH POWER GENERATG MACHY	5 221	10 338	4 729	736 MACHINE TOOLS FOR METAL	30	191	78
721 AGRIC MACHY, EXC TRACTORS	21 198	22 215	10 099	MEXICO			
722 TRACTORS NON-ROAD	5 122	7 014	3 381	IMPORTS	3 849 325	746 499	344 609
723 CIVIL ENGINEER EQUIP ETC	80 318	87 295	39 663				
724 TEXTILE, LEATHER MACHRY	19 725	78 082	35 909	011 MEAT FRESH, CHILLD, FROZEN	574	495	235
725 PAPER ETC MILL MACHINERY	8 557	31 901	14 911	045 CEREALS NES UNMILLED	671	246	120
726 PRINTG, BKBINDG MACHY, PTS	16 249	74 321	34 803	054 VEG ETC FRSH, SMPLY PRSD	2 507	1 438	649
727 FOOD MACHRY NON-DOMESTIC	5 190	27 689	12 846	056 VEGETABLES ETC PRSD, PREPD	8 912	2 312	1 064
728 OTH MACHY FOR SPCL INDUS	78 019	222 617	103 227	057 FRUIT, NUTS, FRESH, DRIED	9 325	2 893	1 345
736 MACHINE TOOLS FOR METAL	111 547	192 875	90 691	058 FRUIT PRESERVED, PREPARED	3 492	1 262	585
737 METALWORKING MACHRY NES	34 140	36 964	17 432	061 SUGAR AND HONEY	542 697	57 706	26 921
741 HEATING, COOLING EQUIPMNT	17 167	47 656	21 923	062 SUGAR PREPS NON-COCOA	490	236	113
742 PUMPS FOR LIQUIDS ETC	3 758	16 139	7 420	071 COFFEE AND SUBSTITUTES	88 470	72 439	33 400
743 PUMPS NES, CENTRIFUGES ETC	15 733	35 422	16 330	072 COCOA	5 083	3 977	1 831
744 MECHANICAL HANDLING EQU	45 193	64 349	29 730	075 SPICES	2 247	1 013	461
745 NONELEC MACHY, TOOLS NES	30 256	125 013	58 026	081 FEEDING STUFF FOR ANIMLS	17 688	1 113	498
749 NONELEC MACH PTS, ACC NES	54 152	138 269	63 929	112 ALCOHOLIC BEVERAGES	7 641	3 423	1 565
751 OFFICE MACHINES	3 805	22 547	10 135	121 TOBACCO UNMFACTRD, REFUSE	8 507	9 795	4 507
752 AUTOMATIC DATA PROC EQUIP	1 185	22 066	10 153	212 FUR SKINS UNRESSED	15	195	85
759 OFFICE & ADP MCH PTS, ACC	830	11 113	5 207	222 SEEDS FOR SOFT, FIXED OIL	20 486	3 697	1 739
761 TELEVISION RECEIVERS	9	104	48	233 RUBBER, SYNTHETIC RECLAIMD	55 867	10 056	4 712
762 RADIO BROADCAST RECEIVERS	26	623	285	247 OTH WOOD ROUGH, SQUARED	234	71	31
763 SOUND RECORDRS, PHONOGRPH	1 262	6 056	2 796	248 WOOD SHAPED	508	117	53
764 TELECOM EQPT, PTS, ACC NES	1 781	12 217	5 554	251 PULP AND WASTE PAPER	1 175	221	94
771 ELECTRIC POWER MACHY NES	5 316	11 923	5 502	263 COTTON	57 989	18 815	8 227
772 SWITCHGEAR ETC & PTS NES	12 253	60 411	27 676	266 SYNTHETIC FIBRE TO SPIN	7 448	1 663	777
773 ELECTRO DISTRIBUTING MACH	2 964	3 745	1 700	278 OTHER CRUDE MINERALS	441 158	13 358	6 282
774 ELECTRO-MEDCL, XRAY EQUIP	2 856	55 719	25 741	287 BASE METAL ORES, CONC NES	1 464 904	104 011	47 440
775 HOUSEHOLD TYPE EQUIP NES	13 667	37 712	17 473	288 NONFERR METAL SCRAP NES	393	836	384
776 TRANSISTORS VALVES, ETC	695	10 007	4 716	289 PREC METAL ORE, WASTE NES	64	5 465	2 589
778 ELECTRICAL MACHINERY NES	32 660	71 752	33 164	291 CRUDE METAL MTRIALS NES	1 135	398	182
781 PASS MOTOR VEH EXC BUSES	538 535	1 171 499	536 937	292 CRUDE VEG MATERIALS NES	9 590	8 114	3 754
782 LORRIES, SPCL MTR VEH NES	7 948	9 096	4 112	431 PROCESD ANML VEG OIL ETC	2 070	1 151	536
783 ROAD MOTOR VEHICLES NES	99	278	123	511 HYDROCARBONS NES, DERIVS	68 622	6 340	2 940
784 MOTOR VEHCL PTS, ACC NES	76 654	161 101	74 770	512 ALCOHOLS, PHENOLS, ETC	210	200	99
785 MOTOR & OTHER CYCLES ETC	3 129	7 557	3 463	513 ORGANIC ACIDS, ETC	17 488	2 972	1 329
786 VEH NES NONMOTR, TRAILERS	3 393	2 826	1 310	514 NITROGEN-FUNCTN COMPOUNDS	1 745	770	375
791 RAILWAY VEHICLES	2 874	8 484	3 981	515 ORG-INORG COMPOUNDS ETC	367	1 190	550
792 AIRCRAFT	277	21 643	10 030	516 OTHER ORGANIC CHEMICALS	1 790	3 359	1 667
793 SHIPS AND BOATS	12 680	14 711	6 078	522 INORG ELEMNTS, OXIDES, ETC	22 333	2 380	1 102
812 PLUMB, HEATING, LGHTNG EQU	3 203	9 939	4 661	523 OTHR INORGANIC CHEMICALS	623	238	111
821 FURNITURE	41 491	36 542	16 842	531 SYNT DYE, NAT INDGO, LAKES	22	77	35
831 TRAVEL GOODS, HANDBAGS	1 671	3 218	1 531	532 DYES NES, TANNING PRODS	203	356	161
842 MENS OUTERWEAR NOT KNIT	542	11 121	5 160	541 MEDICINAL ETC PRODUCTS	145	6 387	2 851
843 WOMENS OUTERWEAR NONKNIT	3 530	57 317	26 244	551 ESSENTL OIL, PERFUME, ETC	162	886	411
844 UNDERWEAR NOT KNIT	42	705	330	582 PROD OF CONDENSATION ETC	693	169	83
845 OUTERWEAR KNIT NONELASTC	1 491	23 058	10 671	583 PROD OF POLYMERIZING ETC	22 331	2 442	1 165
846 UNDERWEAR KNITTED	306	3 671	1 679	598 MISC CHEMICAL PRODS NES	3 408	440	215
847 TXTL CLTHNG ACCESSRYS NES	1 200	7 143	3 343	612 LEATHER ETC MANUFACTURES	123	283	129
848 HEADGEAR, NONTXTL CLOTHNG	559	16 105	7 237	628 RUBBER ARTICLES NES	37	72	34
851 FOOTWEAR	2 711	16 403	7 487	651 TEXTILE YARN AND THREAD	20 499	10 235	4 729
871 OPTICAL INSTRUMENTS	439	14 442	6 640	652 COTTON FABRICS, WOVEN	9 095	7 268	3 360
872 MEDICAL INSTRUMENTS NES	1 438	30 895	14 290	657 SPECIAL TEXTILE ETC PROD	4 343	769	351
873 METERS & COUNTERS NES	183	2 440	1 113	659 FLOOR COVERINGS ETC	940	516	238
874 MEASURING, CONTROLLING INSTR	3 956	61 917	28 857	663 OTH NONMETAL MINERAL MFS	3	123	60
881 PHOTO APPAR & EQUIPT NES	1 848	22 987	10 620	664 GLASS	30 688	14 527	6 799
882 PHOTO CINEMA SUPPLIES	4 428	8 330	3 804	665 GLASSWARE	3 000	1 363	620
883 DEVELOPED CINEMA FILM	6	116	53	666 POTTERY	572	380	178
884 OPTICAL GOODS NES	369	24 756	11 434	667 PEARL, PREC-, SEMI-P STONE	21	156	75
885 WATCHES AND CLOCKS	3 300	16 574	7 713	671 PIG IRON ETC	2 864	250	126
892 PRINTED MATTER	24 984	26 964	12 611	672 IRON, STL PRIMARY FORMS	10 234	797	370
893 ARTICLES OF PLASTIC NES	32 354	45 055	20 901	674 IRN, STL UNIV, PLATE, SHEET	585 831	46 415	21 883
894 TOYS, SPORTING GOODS, ETC	11 902	25 434	11 727	681 SILVER, PLATINUM, ETC	132	5 120	2 256
895 OFFICE SUPPLIES NES	2 515	12 120	5 554	684 ALUMINIUM	400	256	121
896 WORKS OF ART ETC	49	4 506	2 096	685 LEAD	14 527	1 296	600
897 GOLD, SILVER WARE, JEWELRY	174	8 441	3 867	689 NON-FER BASE METALS NES	53	113	53
898 MUSICAL INSTRUMENTS, PTS	8 196	34 886	16 126	695 TOOLS	12	79	39
899 OTHER MANUFACTURED GOODS	4 137	14 358	6 605	697 BASE MTL HOUSEHOLD EQUIP	455	701	342
941 ZOO ANIMALS, PETS	35	677	324	699 OTHER METAL MANUFACTURES	4 569	1 564	704
951 WAR FIREARMS, AMMUNITION	157	1 205	561	713 INTRNL COMBUS PISTN ENGN	115 693	143 047	66 173
971 GOLD, NON MONETARY NES	231	3 677	1 633	716 ROTATING ELECTRIC PLANT	398	1 071	473
972 GOLD COIN		73	33	724 TEXTILE, LEATHER MACHRY	126	227	106
				728 OTH MACHY FOR SPCL INDUS	54	253	120
				742 PUMPS FOR LIQUIDS ETC	307	575	275



## 7 IMPORTS AND EXPORTS (SPECIAL TRADE) BY COUNTRIES OF PRODUCTION AND CONSUMPTION AND BY GROUPS OF THE SITC-REV. II 1986

GROUP DESCRIPTION	DT * 100 KG	1 000 DM	1 000 \$	GROUP DESCRIPTION	DT * 100 KG	1 000 DM	1 000 \$
743 PUMPS NES,CENTRIFUGES ETC	25	72	33	674 IRN,STL UNIV,PLATE,SHEET	723 641	71 894	33 044
749 NONELEC MACH PTS,ACC NES	89	354	171	675 IRON,STEEL HOOP,STRIP	139 945	20 177	9 289
751 OFFICE MACHINES	1 563	3 805	1 727	676 RAILWAY RAILS ETC IRN,STL	140 874	9 588	4 768
752 AUTOMATIC DATA PROC EQUIP	130	2 072	895	677 IRN,STL WIRE EXCL W ROD	4 054	2 624	1 186
759 OFFICE & ADP MCH PTS,ACC	33	997	449	678 IRON,STL TUBES,PIPES,ETC	110 851	19 801	8 976
764 TELECOM EQPT,PTS,ACC NES		150	73	679 IRN,STL CASTINGS UNWORKE	2 186	1 198	557
771 ELECTRIC POWER MACHY NES		303	134	681 SILVER,PLATINUM,ETC	21	1 023	466
772 SWITCHGEAR ETC & PTS NES	318	2 748	1 275	682 COPPER EXC CEMENT COPPER	4 461	4 490	2 032
773 ELECTR DISTRIBUTING MACH	15	113	53	683 NICKEL	1 098	3 272	1 450
776 TRANSISTORS,VALVES,ETC	131	8 498	3 836	684 ALUMINIUM	7 426	5 496	2 508
778 ELECTRICAL MACHINERY NES	226	1 118	498	686 ZINC	80	71	33
781 PASS MOTOR VEH EXC BUSES	102	96	44	689 NON-FER BASE METALS NES	9	201	90
784 MOTOR VEHCL PTS,ACC NES	127 611	76 108	34 896	691 STRUCTURES AND PARTS NES	2 653	1 277	577
821 FURNITURE	62	73	30	692 METAL TANKS,BOXES,ETC	222	744	340
831 TRAVEL GOODS,HANDBAGS	5	87	41	693 WIRE PRODUCTS NON ELECTR	526	1 079	488
842 MENS OUTERWEAR NOT KNIT	249	442	211	694 STL,COPPR NAILS,NUTS,ETC	898	1 612	734
847 TXTL CLTHNG ACCESSRY NES	14	67	32	695 TOOLS	3 002	14 523	6 709
848 HEADGEAR,NONTXTL CLOTHNG	338	781	368	696 CUTLERY	204	1 961	882
851 FOOTWEAR	1 522	7 002	3 345	697 BASE MTL HOUSEHOLD EQUIP	101	181	84
871 OPTICAL INSTRUMENTS	28	111	50	699 OTHER METAL MANUFACTURES	4 761	8 902	4 057
874 MEASURING,CONTROLLING INSTR	67	664	301	700 INDUSTRIAL PLANT,CHAP 84	23 094	69 198	31 560
881 PHOTO APPAR & EQUIPT NES	13	225	100	703 INDUSTRIAL PLANT,CHAP 85	40	912	394
882 PHOTO,CINEMA SUPPLIES	191	596	282	711 STEAM BOILERS & AUX PLNT	789	4 837	2 164
885 WATCHES AND CLOCKS	23	926	445	712 STEAM ENGINES,TURBINES	607	13 390	6 235
892 PRINTED MATTER	72	136	65	713 INTRNL COMBUS PISTN ENGN	11 817	15 905	7 216
893 ARTICLES OF PLASTIC NES	415	287	133	714 ENGINES & MOTORS NES	25	221	103
894 TOYS,SPORTING GOODS,ETC	4 339	4 761	2 217	716 ROTATING ELECTRIC PLANT	920	4 726	2 203
896 WORKS OF ART ETC	61	571	272	718 OTH POWER GENERATG MACHY	1 397	8 576	3 746
897 GOLD,SILVER WARE,JEWELRY	126	2 300	1 097	721 AGRIC MACHY,EXC TRACTORS	410	890	419
898 MUSICAL INSTRUMENTS,PTS	63	175	80	722 TRACTORS NON-ROAD	1 200	1 714	781
899 OTHER MANUFACTURED GOODS	366	730	342	723 CIVIL ENGINEERG EQUIP ETC	1 408	5 447	2 458
941 ZOO ANIMALS,PETS	3	219	103	724 TEXTILE,LEATHER MACHNRY	18 362	79 482	36 149
961 COIN NONGOLD,NONCURRENT	47	7 154	3 145	725 PAPER ETC MILL MACHINERY	2 388	9 379	4 315
971 GOLD,NON MONETARY NES	16	1 210	608	726 PRINTG,BKBDNG MACHY,PTS	6 974	27 838	12 768
972 GOLD COIN		5 663	2 556	727 FOOD MACHRY NON-DOMESTIC	437	2 155	993
EXPORTS	3 196 289	1 920 801	878 946	728 OTH MACHY FOR SPCL INDUS	14 356	69 146	31 555
022 MILK AND CREAM	5 620	1 196	596	736 MACHINE TOOLS FOR METAL	32 756	75 128	34 766
054 VEG ETC FRSH,SMPLY PRSVD	694	882	405	737 METALWORKING MACHNRY NES	6 595	16 578	7 793
061 SUGAR AND HONEY	785	134	62	741 HEATING,COOLING EQUIPMNT	5 419	18 628	8 652
075 SPICES	224	92	46	742 PUMPS FOR LIQUIDS ETC	667	8 193	3 703
081 FEEDING STUFF FOR ANIMLS	1 300	2 375	1 108	743 PUMPS NES,CENTRIFUGES ETC	4 287	18 783	8 620
098 EDIBLE PRODCTS,PREPS NES	381	96	46	744 MECHANICAL HANDLING EQU	6 371	18 611	8 558
112 ALCOHOLIC BEVERAGES	2 233	1 032	489	745 NONELEC MACHY,TOOLS NES	5 579	45 967	21 392
233 RUBBER,SYNTHTIC,RECLAIMD	9 255	3 988	1 810	749 NONELEC MACH PTS,ACC NES	14 412	36 980	16 976
251 PULP AND WASTE PAPER	1 302	253	118	751 OFFICE MACHINES	1 023	2 546	1 184
266 SYNTHETIC FIBRE TO SPIN	1 212	811	371	752 AUTOMATIC DATA PROC EQUIP	130	1 241	561
268 WOOL(EXC TOPS),ANML HAIR	350	270	124	759 OFFICE & ADP MCH PTS,ACC	58	1 400	649
274 SULPHUR ETC	900	157	70	763 SOUND RECORDRS,PHONOGRPH	47	865	406
278 OTHER CRUDE MINERALS	1 800	271	124	764 TELECOM EQPT,PTS,ACC NES	1 246	39 346	17 881
287 BASE METAL ORES,CONC NES	3 103	914	392	771 ELECTRIC POWER MACHY NES	343	3 623	1 715
291 CRUDE ANIMAL MTRIALS NES	208	82	37	772 SWITCHGEAR ETC & PTS NES	7 532	45 355	20 240
292 CRUDE VEG MATERIALS NES	3 173	3 361	1 549	773 ELECTR DISTRIBUTING MACH	745	1 729	758
334 PETROLEUM PRODUCTS,REFIN	1 561	975	450	774 ELECTRO-MEDCL,XRAY EQUIP	538	16 875	7 706
335 RESIDUAL PETRLM PROD NES	2 805	848	386	775 HOUSEHOLD TYPE EQUIP NES	65	601	266
411 ANIMAL OILS AND FATS	1 200	3 900	1 799	776 TRANSISTORS,VALVES,ETC	23	4 573	2 160
424 FIXED VEG OIL NONSOFT	125	79	35	778 ELECTRICAL MACHINERY NES	3 740	14 383	6 495
431 PROCESO ANML VEG OIL,ETC	287	83	37	781 PASS MOTOR VEH EXC BUSES	1 054	4 773	2 152
511 HYDROCARBONS NES,DERIVS	6 899	2 714	1 225	782 LORRIES,SPCL MTR VEH NES	760	1 589	741
512 ALCOHOLS,PHENOLS,ETC	13 271	5 000	2 287	784 MOTOR VEHCL PTS,ACC NES	525 103	530 957	243 518
513 ORGANIC ACIDS,ETC	15 190	13 370	6 272	785 MOTOR & OTHER CYCLES ETC	182	325	148
514 NITROGEN-FUNCTN COMPOUNDS	25 130	38 794	17 642	786 VEH NES NONMOTR,TRAILERS	719	503	223
515 ORG-INORG COMPOUNDS ETC	30 649	53 019	24 171	791 RAILWAY VEHICLES	4 354	2 075	950
516 OTHER ORGANIC CHEMICALS	8 592	7 849	3 618	792 AIRCRAFT	2	204	100
522 INORG ELEMNTS,OXIDES,ETC	26 072	9 010	4 122	793 SHIPS AND BOATS	877	237	119
523 OTHR INORGANIC CHEMICALS	37 046	8 874	4 066	801 INDUSTRIAL PLANT,CHAP 90	683	8 484	3 989
531 SYNT DYE,NAT INDOGO,LAKES	1 969	8 104	3 715	812 PLUMBGG,HEATING,LGHTNG EQU	393	923	440
532 DYES NES,TANNING PRODS	101	480	215	821 FURNITURE	475	1 005	486
533 PIGMENTS,PAINTS,ETC	1 991	2 796	1 284	846 UNDERWEAR KNITTED	6	64	30
541 MEDICINAL ETC PRODUCTS	12 414	41 182	18 925	848 HEADGEAR,NONTXTL CLOTHNG	15	151	65
551 ESSENTL OIL,PERFUME,ETC	252	1 249	574	851 FOOTWEAR	22	118	52
553 PERFUMERY,COSMETICS,ETC	35	221	103	871 OPTICAL INSTRUMENTS	105	4 626	2 102
554 SOAPS,CLEANING ETC PREPS	5 263	2 139	979	872 MEDICAL INSTRUMENTS NES	472	17 647	8 131
582 PROD OF CONDENSATION ETC	19 182	13 849	6 397	873 METERS & COUNTERS NES	81	1 720	756
583 PROD OF POLYMERIZING ETC	13 768	7 080	3 205	874 MEASURING,CONTROLLING INSTR	1 894	42 389	19 391
584 CELLULOSE DERIVATIVES ETC	2 316	1 705	786	881 PHOTO APPAR & EQUIPT NES	2 68	3 562	1 632
585 PLASTIC MATERIALS NES	746	632	292	882 PHOTO,CINEMA SUPPLIES	1 636	4 491	2 057
591 PESTICIDES,DISINFECTANTS	3 646	10 293	4 657	884 OPTICAL GOODS NES	16	2 606	1 173
592 STARCH,INULIN,GLUTEN,ETC	3 367	2 087	944	885 WATCHES AND CLOCKS	144	1 738	800
598 MISC CHEMICAL PRODS NES	25 613	16 871	7 671	892 PRINTED MATTER	1 194	2 050	959
603 INDUSTRIAL PLANT,CHAP 69	818	352	155	893 ARTICLES OF PLASTIC NES	1 899	3 335	1 573
605 INDUSTRIAL PLANT,CHAP 73	1 790	410	184	894 TOYS,SPORTING GOODS,ETC	351	688	329
607 INDUSTRIAL PLANT,CHAP 82	89	8 828	4 132	895 OFFICE SUPPLIES NES	455	3 545	1 601
611 LEATHER	27	304	137	896 WORKS OF ART ETC		102	48
621 MATERIALS OF RUBBER	465	1 524	687	897 GOLD,SILVER WARE,JEWELRY	19	2 070	927
628 RUBBER ARTICLES NES	747	2 397	1 109	898 MUSICAL INSTRUMENTS,PTS	359	2 921	1 339
634 VENEERS,PLYWOOD,ETC	546	462	217	899 OTHER MANUFACTURED GOODS	65	1 242	556
641 PAPER AND PAPERBOARD	4 583	2 612	1 182	901 WAR FIREARMS,AMMUNITION	15	1 367	662
642 ARTICLES OF PAPER ETC	470	1 248	572	961 COIN NONGOLD,NONCURRENT	15 788	17 966	7 937
651 TEXTILE YARN AND THREAD	521	1 062	473	971 GOLD,NON MONETARY NES		98	46
653 WOVN MAN-MADE FIB FABRIC	138	717	326	BERMUDA			
654 OTH WOVN TEXTILE FABRIC	7	102	46	IMPORTS	37 747	2 119	947
656 LACE RIBBONS,TULLE,ETC	4	66	32				
657 SPECIAL TEXTILE ETC PROD	613	3 690	1 691	292 CRUDE VEG MATERIALS NES	498	300	132
658 TEXTILE ARTICLES NES	220	625	266	334 PETROLEUM PRODUCTS,REFIN	30 905	841	376
661 CEMENT ETC BUILDING PROD	960	88	44	541 MEDICINAL ETC PRODUCTS	4	169	71
662 CLAY,REFRACTORY BLDG PRD	17 404	5 162	2 231	EXPORTS	54 855	39 308	18 059
663 OTH NONMETAL MINERAL MFS	6 440	6 661	3 032				
664 GLASS	910	941	438	022 MILK AND CREAM	707	91	41
665 GLASSWARE	866	1 555	711	112 ALCOHOLIC BEVERAGES	18 725	3 211	1 471
666 POTTERY	102	371	178	223 RUBBER,SYNTHTIC,RECLAIMD	13 797	3 709	1 741
671 PIG IRON ETC	723	263	122	553 PERFUMERY,COSMETICS,ETC	140	128	58
672 IRON,STL PRIMARY FORMS	949 326	66 763	29 538	583 PROD OF POLYMERIZING ETC	611	1 289	559
673 IRON AND STEEL SHAPES	30 580	6 921	3 219				



7 IMPORTS AND EXPORTS (SPECIAL TRADE) BY COUNTRIES OF PRODUCTION AND CONSUMPTION AND BY GROUPS OF THE SITC-REV. 11 1986

GROUP DESCRIPTION	DT = 100 KG	1 000 DM	1 000 \$	GROUP DESCRIPTION	DT = 100 KG	1 000 DM	1 000 \$
662 CLAY,REFRACTORY BLDG PRD	967	109	50	697 BASE MTL HOUSEHOLD EQUIP	112	138	62
665 GLASSWARE	57	218	98	699 OTHER METAL MANUFACTURES	356	522	237
666 POTTERY	259	1 500	686	713 INTRNL COMBUS PISTN ENGN	115	589	269
691 STRUCTURES AND PARTS NES	72	191	93	716 ROTATING ELECTRIC PLANT	64	158	72
696 CUTLERY	11	139	63	718 OTH POWER GENERATG MACHY	45	432	190
713 INTRNL COMBUS PISTN ENGN	22	111	51	722 TRACTORS NON-ROAD	1 537	1 665	814
725 PAPER ETC MILL MACHINERY	35	73	36	723 CIVIL ENGINEERG EQUIP ETC	147	288	141
743 PUMPS NES,CENTRFUGES ETC	17	84	38	724 TEXTILE,LEATHER MACHNRY	4 918	12 355	5 645
752 AUTOMTIC DATA PROC EQUIP	7	133	58	725 PAPER ETC MILL MACHINERY	65	396	195
759 OFFICE & ADP MCH PTS,ACC	9	146	62	726 PRINTG,BKBINDG MACHY,PTS	305	1 031	486
781 PASS MOTOR VEH EXC BUSES	461	970	427	727 FOOD MACHRY NON-DOMESTIC	447	717	336
784 MOTOR VEHCL PTS,ACC NES	51	171	78	728 OTH MACHY FOR SPCL INDUS	1 919	2 937	1 354
786 VEH NES NONMOTR,TRAILERS	16 933	21 212	9 774	736 MACHINE TOOLS FOR METAL	299	492	245
821 FURNITURE	147	268	120	737 METALWORKING MACHNRY NES	7	69	32
843 WOMENS OUTERWEAR NONKNIT	4	227	108	741 HEATING,COOLING EQUIPMNT	352	1 653	789
845 OUTERWEAR KNIT NONELASTC	3	166	74	742 PUMPS FOR LIQUIDS ETC	10	82	39
874 MEASURNG,CONTROLLNG INSTR	4	108	47	743 PUMPS NES,CENTRFUGES ETC	66	207	94
885 WATCHES AND CLOCKS	40	345	160	745 NONELEC MACHY,TOOLS NES	293	1 666	783
893 ARTICLES OF PLASTIC NES	38	95	43	749 NONELEC MACH PTS,ACC NES	187	679	314
894 TOYS,SPORTING GOODS,ETC	57	193	94	751 OFFICE MACHINES	38	112	55
897 GOLD,SILVER WARE,JEWELRY		3 001	1 390	759 OFFICE & ADP MCH PTS,ACC	1	301	134
898 MUSICAL INSTRUMENTS,PTS	23	134	60	764 TELECOM EQPT,PTS,ACC NES	65	1 004	469
GUATEMALA				771 ELECTRIC POWER MACHY NES	108	200	95
IMPORTS	258 368	150 386	68 878	772 SWITCHGEAR ETC & PTS NES	364	2 407	1 157
054 VEG ETC FRSH,SMPLY PRSVD	90	67	34	773 ELECTR DISTRIBUTING MACH	300	218	95
057 FRUIT,NUTS,FRESH,DRIED	30 089	3 515	1 629	774 ELECTRO-MEDCL,XRAY EQUIP	7	251	115
058 FRUIT PRESERVED,PREPARED	879	238	108	778 ELECTRICAL MACHINERY NES	86	406	181
061 SUGAR AND HONEY	16 167	4 111	1 910	781 PASS MOTOR VEH EXC BUSES	2 461	6 137	2 768
071 COFFEE AND SUBSTITUTES	116 556	110 270	50 665	782 LORRIES,SPCL MTR VEH NES	970	336	149
075 SPICES	1 377	1 304	599	783 ROAD MOTOR VEHICLES NES	374	153	69
121 TOBACCO UNMNFCTRD,REFUSE	3 416	2 982	1 371	784 MOTOR VEHCL PTS,ACC NES	911	2 460	1 131
222 SEEDS FOR'SOFT'FIXED OIL	33 576	7 675	3 478	785 MOTOR & OTHER CYCLES ETC	186	786	378
223 SEEDS FOR OTH FIXED OILS	599	131	59	812 PLUMBNG,HEATNG,LGHTNG EQU	33	106	49
247 OTH WOOD ROUGH,SQUARED	955	144	72	821 FURNITURE	134	96	47
263 COTTON	43 802	10 274	4 566	871 OPTICAL INSTRUMENTS	2	99	42
288 NONFERR METAL SCRAP NES	498	104	49	872 MEDICAL INSTRUMENTS NES	130	739	344
292 CRUDE VEG MATERIALS NES	7 893	5 885	2 674	874 MEASURNG,CONTROLLNG INSTR	31	414	193
551 ESSENTL OIL,PERFUME,ETC	4	104	48	882 PHOTO,CINEMA SUPPLIES	193	414	188
652 COTTON FABRICS,WOVEN	554	1 459	670	892 PRINTED MATTER	108	174	73
831 TRAVEL GOODS,HANDBAGS	9	70	32	893 ARTICLES OF PLASTIC NES	717	1 116	513
843 WOMENS OUTERWEAR NONKNIT	57	422	197	894 TOYS,SPORTING GOODS,ETC	40	85	35
941 ZOO ANIMALS,PETS	2	94	42	895 OFFICE SUPPLIES NES	137	501	237
EXPORTS	360 848	116 789	53 804	897 GOLD,SILVER WARE,JEWELRY	279	121	121
022 MILK AND CREAM	4 800	1 245	621	898 MUSICAL INSTRUMENTS,PTS	43	211	96
046 WHEAT ETC MEAL OR FLOUR	4 960	279	137	899 OTHER MANUFACTURED GOODS	44	168	80
048 CEREAL ETC PREPARATIONS	4 011	158	70	BELIZE			
061 SUGAR AND HONEY	843	175	78	IMPORTS	7 772	470	233
081 FEEDING STUFF FOR ANIMLS	582	337	158	424 FIXED VEG OIL NONSOFT	7 664	350	176
112 ALCOHOLIC BEVERAGES	134	65	34	EXPORTS	1 398	1 027	468
233 RUBBER,SYNTHTIC,RECLAIMD	2 662	818	384	112 ALCOHOLIC BEVERAGES	180	88	40
278 OTHER CRUDE MINERALS	630	94	44	722 TRACTORS NON-ROAD	66	62	31
292 CRUDE VEG MATERIALS NES	263	514	238	745 NONELEC MACHY,TOOLS NES	20	101	47
334 PETROLEUM PRODUCTS,REFIN	1 193	306	143	781 PASS MOTOR VEH EXC BUSES	33	78	37
335 RESIDUAL PETRLM PROD NES	48 114	4 747	2 218	893 ARTICLES OF PLASTIC NES	264	90	43
431 PROCESD ANML VEG OIL,ETC	1 271	268	124	HONDURAS			
511 HYDROCARBONS NES,DERIVS	664	206	92	IMPORTS	1 017 778	133 263	61 859
512 ALCOHOLS,PHENOLS,ETC	1 386	595	270	057 FRUIT,NUTS,FRESH,DRIED	705 677	78 614	36 760
513 ORGANIC ACIDS,ETC	3 253	1 710	766	058 FRUIT PRESERVED,PREPARED	11 887	2 190	999
514 NITROGEN-FNCTN COMPOUNDS	862	1 253	590	061 SUGAR AND HONEY	312	72	31
515 ORG-INORG COMPOUNDS ETC	1 975	6 469	2 857	071 COFFEE AND SUBSTITUTES	34 771	32 723	15 158
516 OTHER ORGANIC CHEMICALS	350	592	270	072 COCOA	962	595	253
522 INORG ELEMNTS,OXIDES,ETC	9 018	2 350	1 080	075 SPICES	248	99	49
523 OTHR INORGANIC CHEMICALS	13 184	1 036	478	121 TOBACCO UNMNFCTRD,REFUSE	114	402	182
531 SYNT DYE,NAT INDGO,LAKES	1 203	3 646	1 665	122 TOBACCO MFRS	23	320	149
532 DYES NES,TANNING PRODS	426	95	45	222 SEEDS FOR'SOFT'FIXED OIL	1 646	282	126
533 PIGMENTS,PAINTS,ETC	1 807	1 683	798	248 WOOD SHAPED	9 467	954	442
541 MEDICINAL ETC PRODUCTS	1 097	6 721	3 086	287 BASE METAL ORES,CONC NES	143 273	6 454	2 870
551 ESSENTL OIL,PERFUME,ETC	174	1 047	487	292 CRUDE VEG MATERIALS NES	324	462	212
554 SOAPS,CLEANING ETC PREPS	3 103	1 075	494	424 FIXED VEG OIL NONSOFT	87 111	7 218	3 310
562 FERTILIZERS MANUFACTURED	132 888	2 268	1 001	598 MISC CHEMICAL PRODS NES	21 701	2 257	1 038
572 EXPLOSIVES,PYROTECH PROD	96	161	81	941 ZOO ANIMALS,PETS	9	199	94
582 PROD OF CONDENSATION ETC	4 112	1 210	555	EXPORTS	179 035	47 979	22 127
583 PROD OF POLYMERIZING ETC	9 348	2 258	1 041	022 MILK AND CREAM	332	77	38
584 CELLULOSE DERIVATIVES ETC	329	259	118	046 WHEAT ETC MEAL OR FLOUR	2 500	121	54
591 PESTICIDES,DISINFECTANTS	13 614	9 781	4 457	081 FEEDING STUFF FOR ANIMLS	510	145	68
592 STARCH,INULIN,GLUTEN,ETC	640	510	237	112 ALCOHOLIC BEVERAGES	352	136	60
598 MISC CHEMICAL PRODS NES	2 561	2 181	1 002	233 RUBBER,SYNTHTIC,RECLAIMD	459	228	105
621 MATERIALS OF RUBBER	175	218	100	292 CRUDE VEG MATERIALS NES	76	80	36
628 RUBBER ARTICLES NES	146	373	172	334 PETROLEUM PRODUCTS,REFIN	441	158	72
635 WOOD MANUFACTURES NES	69	147	69	335 RESIDUAL PETRLM PROD NES	2 273	408	178
641 PAPER AND PAPERBOARD	710	408	186	512 ALCOHOLS,PHENOLS,ETC	463	188	87
642 ARTICLES OF PAPER ETC	172	281	61	513 ORGANIC ACIDS,ETC	374	248	117
651 TEXTILE YARN AND THREAD	350	496	53	515 ORG-INORG COMPOUNDS ETC	91	85	39
657 SPECIAL TEXTILE ETC PROD	236	517	429	516 OTHER ORGANIC CHEMICALS	62	69	31
662 CLAY,REFRACTORY BLDG PRD	555	140	204	522 INORG ELEMNTS,OXIDES,ETC	2 501	831	382
663 OTH NONMETAL MINERAL MFS	1 037	635	295	523 OTHR INORGANIC CHEMICALS	13 527	776	357
664 GLASS	3 528	221	100	531 SYNT DYE,NAT INDGO,LAKES	348	1 009	461
665 GLASSWARE	341	396	186	532 DYES NES,TANNING PRODS	2 504	807	382
674 IRN,STL UNIV,PLATE,SHEET	55 138	5 585	2 632	533 PIGMENTS,PAINTS,ETC	533	727	338
675 IRON,STEEL HOOP,STRIP	2 063	325	152	541 MEDICINAL ETC PRODUCTS	904	5 251	2 433
677 IRN,STL WIRE EXCL W ROD	787	131	61	551 ESSENTL OIL,PERFUME,ETC	291	601	282
683 NICKEL	27	115	53	553 PERFUMERY,COSMETICS,ETC	93	221	101
684 ALUMINIUM	1 399	961	429	554 SOAPS,CLEANING ETC PREPS	652	334	156
687 TIN	48	117	56	562 FERTILIZERS MANUFACTURED	119 173	2 705	1 238
691 STRUCTURES AND PARTS NES	192	64	32	582 PROD OF CONDENSATION ETC	148	170	79
692 METAL TANKS,BOXES,ETC	651	1 521	704				
693 WIRE PRODUCTS NON ELECTR	232	120	56				
694 STL,COPPR NAILS,NUTS,ETC	76	67	32				
695 TOOLS	554	1 054	483				
696 CUTLERY	24	110	54				



7 IMPORTS AND EXPORTS (SPECIAL TRADE) BY COUNTRIES OF PRODUCTION AND CONSUMPTION AND BY GROUPS OF THE SITC-REV. II 1986

GROUP DESCRIPTION	DT * 100 KG	1 000 DM	1 000 \$	GROUP DESCRIPTION	DT * 100 KG	1 000 DM	1 000 \$
583 PROD OF POLYMERIZING ETC	3 093	1 120	516	592 STARCH, INULIN, GLUTEN, ETC	197	206	98
584 CELLULOSE DERIVATIVES ETC	74	67	30	598 MISC CHEMICAL PRODS NES	1 968	1 163	544
591 PESTICIDES, DISINFECTANTS	3 585	3 610	1 640	628 RUBBER ARTICLES NES	113	390	179
592 STARCH, INULIN, GLUTEN, ETC	116	94	44	641 PAPER AND PAPERBOARD	2 224	1 002	468
598 MISC CHEMICAL PRODS NES	1 451	977	458	642 ARTICLES OF PAPER ETC	30	94	42
625 RUBBER TYRES, TUBES	1 549	456	196	651 TEXTILE YARN AND THREAD	765	1 111	528
628 RUBBER ARTICLES NES	107	274	130	657 SPECIAL TEXTILE ETC PROD	52	114	50
641 PAPER AND PAPERBOARD	210	139	67	658 TEXTILE ARTICLES NES	102	145	71
642 ARTICLES OF PAPER ETC	217	228	108	661 CEMENT ETC BUILDING PROD	4 820	129	59
658 TEXTILE ARTICLES NES	48	69	35	662 CLAY, REFRACTORY BLDG PRD	1 011	152	72
663 OTH NONMETAL MINERAL MFS	343	169	77	663 OTH NONMETAL MINERAL MFS	659	335	155
664 GLASS	409	85	40	673 IRON AND STEEL SHAPES	2 967	283	134
665 GLASSWARE	82	168	79	674 IRN, STL UNIV, PLATE, SHEET	4 487	456	222
666 POTTERY	149	67	31	675 IRON, STEEL HOOP, STRIP	3 026	331	144
667 PEARL, PREC., SEMI-P STONE		134	58	677 IRN, STL WIRE EXCL W ROD	618	78	37
672 IRON, STL PRIMARY FORMS	2 133	124	56	684 ALUMINIUM	2 174	1 672	782
673 IRON AND STEEL SHAPES	2 207	317	149	692 METAL TANKS, BOXES, ETC	67	80	38
674 IRN, STL UNIV, PLATE, SHEET	2 052	266	120	693 WIRE PRODUCTS NON ELECTR	412	96	44
677 IRN, STL WIRE EXCL W ROD	1 172	154	65	694 STL, COPPR NAILS, NUTS, ETC	250	205	99
684 ALUMINIUM	87	100	44	695 TOOLS	604	993	463
687 TIN	80	130	60	696 CUTLERY	62	180	82
693 WIRE PRODUCTS NON ELECTR	571	193	91	697 BASE MTL HOUSEHOLD EQUIP	181	219	95
694 STL, COPPR NAILS, NUTS, ETC	160	123	58	699 OTHER METAL MANUFACTURES	226	449	211
695 TOOLS	346	694	328	713 INTRNL COMBUS PISTN ENGN	1 919	1 401	673
696 CUTLERY	38	156	70	716 ROTATING ELECTRIC PLANT	93	190	84
697 BASE MTL HOUSEHOLD EQUIP	63	101	49	721 AGRIC MACHY, EXC TRACTORS	92	138	60
699 OTHER METAL MANUFACTURES	121	270	128	722 TRACTORS NON-ROAD	595	477	204
713 INTRNL COMBUS PISTN ENGN	186	664	308	723 CIVIL ENGINEERG EQUIP ETC	173	209	85
722 TRACTORS NON-ROAD	528	471	223	724 TEXTILE, LEATHER MACHNRY	955	3 179	1 461
723 CIVIL ENGINEERG EQUIP ETC	936	628	300	725 PAPER ETC MILL MACHINERY	81	227	102
724 TEXTILE, LEATHER MACHNRY	74	508	240	726 PRINTG, BKBINDG MACHY, PTS	109	692	330
725 PAPER ETC MILL MACHINERY	61	242	102	727 FOOD MACHRY NON-DOMESTIC	42	180	81
726 PRINTG, BKBINDG MACHY, PTS	183	1 108	545	728 OTH MACHY FOR SPCL INDUS	792	1 982	921
727 FOOD MACHRY NON-DOMESTIC	12	140	68	736 MACHINE TOOLS FOR METAL	351	663	325
728 OTH MACHY FOR SPCL INDUS	283	1 464	679	741 HEATING, COOLING EQUIPMNT	268	713	347
736 MACHINE TOOLS FOR METAL	160	451	206	742 PUMPS FOR LIQUIDS ETC	14	101	50
741 HEATING, COOLING EQUIPMNT	127	364	171	743 PUMPS NES, CENTRIFUGES ETC	39	220	101
743 PUMPS NES, CENTRIFUGES ETC	89	217	100	744 MECHANICAL HANDLING EQU	41	80	38
745 NONELEC MACHY, TOOLS NES	162	811	380	745 NONELEC MACHY, TOOLS NES	175	950	431
749 NONELEC MACH PTS, ACC NES	48	348	165	749 NONELEC MACH PTS, ACC NES	160	722	333
759 OFFICE & ADP MCH PTS, ACC	7	530	228	751 OFFICE MACHINES	29	142	64
764 TELECOM EQPT, PTS, ACC NES	21	221	103	752 AUTOMATIC DATA PROC EQUIP	10	215	101
771 ELECTRIC POWER MACHY NES	1	231	95	764 TELECOM EQPT, PTS, ACC NES	41	996	456
772 SWITCHGEAR ETC & PTS NES	15	130	64	771 ELECTRIC POWER MACHY NES	162	185	86
778 ELECTRICAL MACHINERY NES	29	152	72	772 SWITCHGEAR ETC & PTS NES	149	1 242	570
781 PASS MOTOR VEH EXC BUSES	1 355	5 221	2 366	773 ELECTR DISTRIBUTING MACH	102	118	56
782 LORRIES, SPCL MTR VEH NES	199	114	52	774 ELECTRO-MEDCL, XRAY EQUIP	20	353	171
784 MOTOR VEHCL PTS, ACC NES	427	1 595	746	778 ELECTRICAL MACHINERY NES	422	465	206
851 FOOTWEAR	32	69	34	781 PASS MOTOR VEH EXC BUSES	1 164	3 890	1 828
871 OPTICAL INSTRUMENTS		81	39	784 MOTOR VEHCL PTS, ACC NES	778	2 480	1 153
872 MEDICAL INSTRUMENTS NES	59	333	162	766 VEH NES NONMOTR, TRAILERS	92	64	30
874 MEASURING, CONTROLING INSTR	227	2 370	1 102	812 PLUMBING, HEATING, LIGHTNG EQU	4	68	34
882 PHOTO, CINEMA SUPPLIES	157	341	166	872 MEDICAL INSTRUMENTS NES	13	325	148
893 ARTICLES OF PLASTIC NES	322	279	124	874 MEASURING, CONTROLING INSTR	70	728	343
895 OFFICE SUPPLIES NES	232	619	279	881 PHOTO APPAR & EQUIPT NES	17	535	241
897 GOLD, SILVER WARE, JEWELRY		476	209	882 PHOTO, CINEMA SUPPLIES	506	1 050	486
898 MUSICAL INSTRUMENTS, PTS	10	78	38	884 OPTICAL GOODS NES		240	107
951 WAR FIREARMS, AMMUNITION	2	112	51	892 PRINTED MATTER	39	71	31
				893 ARTICLES OF PLASTIC NES	190	372	173
				895 OFFICE SUPPLIES NES	125	568	271
				897 GOLD, SILVER WARE, JEWELRY		137	65
				899 OTHER MANUFACTURED GOODS	42	71	34
EL SALVADOR							
IMPORTS	364 381	308 606	142 597				
058 FRUIT PRESERVED, PREPARED	299	182	83	NICARAGUA			
061 SUGAR AND HONEY	11 531	2 340	1 079				
071 COFFEE AND SUBSTITUTES	316 128	293 730	135 662	IMPORTS	294 554	82 578	37 889
222 SEEDS FOR 'SOFT' FIXED OIL	7 364	1 191	554				
263 COTTON	17 910	3 394	1 665	036 SHELL FISH FRESH, FROZEN	51	190	85
292 CRUDE VEG MATERIALS NES	281	683	307	057 FRUIT, NUTS, FRESH, DRIED	185 301	18 835	8 645
651 TEXTILE YARN AND THREAD	10 410	5 749	2 656	071 COFFEE AND SUBSTITUTES	56 906	54 887	25 174
658 TEXTILE ARTICLES NES	48	80	37	121 TOBACCO UNMNFCTD, REFUSE	45	130	57
728 OTH MACHY FOR SPCL INDUS	10	227	101	222 SEEDS FOR 'SOFT' FIXED OIL	4 417	1 078	480
776 TRANSISTORS, VALVES, ETC	2	310	128	263 COTTON	44 993	6 722	3 105
874 MEASURING, CONTROLING INSTR	7	335	150	288 NONFERR METAL SCRAP NES	700	62	31
894 TOYS, SPORTING GOODS, ETC	49	107	48	598 MISC CHEMICAL PRODS NES	1 568	189	85
				941 200 ANIMALS, PETS	3	107	51
EXPORTS	206 138	73 526	33 936	EXPORTS	46 001	40 064	18 723
081 FEEDING STUFF FOR ANIMLS	673	90	43				
233 RUBBER, SYNTHETIC, RECLAIMD	554	275	125	023 BUTTER	1 500	600	291
292 CRUDE VEG MATERIALS NES	126	177	84	046 WHEAT ETC MEAL OR FLOUR	9 960	564	276
334 PETROLEUM PRODUCTS, REFIN	1 297	207	98	048 CEREAL ETC PREPARATIONS	3 900	415	180
335 RESIDUAL PETRLM PROD NES	10 701	1 160	530	054 VEG ETC FRSH, SMPLY PRSVD	350	115	58
431 PROCESD ANML VEG OIL, ETC	1 086	236	110	334 PETROLEUM PRODUCTS, REFIN	3 258	567	258
511 HYDROCARBONS NES, DERIVS	2 999	509	226	431 PROCESD ANML VEG OIL, ETC	1 160	321	143
512 ALCOHOLS, PHENOLS, ETC	1 459	393	185	511 HYDROCARBONS NES, DERIVS	158	90	39
513 ORGANIC ACIDS, ETC	1 444	1 699	795	512 ALCOHOLS, PHENOLS, ETC	191	106	46
514 NITROGEN-FUNCTN COMPOUNDS	1 624	2 451	1 087	513 ORGANIC ACIDS, ETC	144	144	63
515 ORG-INORG COMPOUNDS ETC	162	3 021	1 388	514 NITROGEN-FUNCTN COMPOUNDS	2 808	5 892	2 837
516 OTHER ORGANIC CHEMICALS	556	579	257	515 ORG-INORG COMPOUNDS ETC	409	1 138	547
522 INORG ELEMNTS, OXIDES, ETC	3 487	761	356	516 OTHER ORGANIC CHEMICALS	99	640	316
523 OTHR INORGANIC CHEMICALS	4 977	616	280	522 INORG ELEMNTS, OXIDES, ETC	659	136	64
531 SYNT. DYE, NAT INDGO, LAKES	596	2 323	1 087	523 OTHR INORGANIC CHEMICALS	1 074	197	87
532 DYES NES, TANNING PRODS	1 130	211	98	531 SYNT DYE, NAT INDGO, LAKES	81	221	98
533 PIGMENTS, PAINTS, ETC	995	864	410	532 DYES NES, TANNING PRODS	920	121	54
541 MEDICINAL ETC PRODUCTS	1 164	7 997	3 622	533 PIGMENTS, PAINTS ETC	100	94	44
551 ESSENTL OIL, PERFUME, ETC	125	677	311	541 MEDICINAL ETC PRODUCTS	577	3 048	1 393
553 PERFUMERY, COSMETICS, ETC	39	80	36	554 SOAPS, CLEANING ETC PREPS	274	65	31
554 SOAPS, CLEANING ETC PREPS	2 787	956	448	562 FERTILIZERS MANUFACTURED	552	343	166
562 FERTILIZERS MANUFACTURED	111 451	1 373	618	582 PROD OF CONDENSATION ETC	89	124	61
582 PROD OF CONDENSATION ETC	4 930	1 358	624	583 PROD OF POLYMERIZING ETC	422	260	123
583 PROD OF POLYMERIZING ETC	3 938	1 473	681	591 PESTICIDES, DISINFECTANTS	8 226	6 976	3 398
584 CELLULOSE DERIVATIVES ETC	459	252	111	598 MISC CHEMICAL PRODS NES	786	592	268
585 PLASTIC MATERIALS NES	173	69	33	642 ARTICLES OF PAPER ETC	717	419	183
591 PESTICIDES, DISINFECTANTS	7 193	4 848	2 213	657 SPECIAL TEXTILE ETC PROD	149	198	91



GROUP DESCRIPTION	DT * 100 KG	1 000 DM	1 000 \$	GROUP DESCRIPTION	DT * 100 KG	1 000 DM	1 000 \$
663 OTH NONMETAL MINERAL MFS	136	128	54	677 IRN, STL WIRE EXCL W ROD	1 584	336	158
675 IRON, STEEL HOOP, STRIP	1 148	138	69	678 IRON, STL TUBES, PIPES, ETC	2 513	1 717	787
676 RAILWAY RAILS ETC IRN, STL	350	109	51	682 COPPER EXC CEMENT COPPER	108	142	69
678 IRON, STL TUBES, PIPES, ETC	378	137	62	684 ALUMINIUM	479	510	232
684 ALUMINIUM	97	84	43	692 METAL TANKS, BOXES, ETC	440	933	392
695 TOOLS	184	339	158	693 WIRE PRODUCTS NON ELECTR	519	158	74
716 ROTATING ELECTRIC PLANT	39	109	49	694 STL, COPPR NAILS, NUTS, ETC	636	544	251
724 TEXTILE, LEATHER MACHNRY	115	1 172	534	695 TOOLS	1 038	2 184	1 002
725 PAPER ETC MILL MACHINERY	7	140	68	696 CUTLERY	60	215	101
726 PRINTG, BKBINDG MACHY, PTS	21	89	43	697 BASE MTL HOUSEHOLD EQUIP	131	199	91
728 OTH MACHY FOR SPCL INDUS	161	845	412	699 OTHER METAL MANUFACTURES	1 150	1 229	572
736 MACHINE TOOLS FOR METAL	20	126	59	713 INTRNL COMBUS PISTN ENGN	203	1 073	494
741 HEATING, COOLING EQUIPMNT	55	182	85	716 ROTATING ELECTRIC PLANT	147	308	145
742 PUMPS FOR LIQUIDS ETC	12	113	52	722 TRACTORS NON-ROAD	645	558	233
743 PUMPS NES, CENTRIFUGES ETC	9	125	56	723 CIVIL ENGINEER EQUIP ETC	124	108	52
744 MECHANICAL HANDLING EQU	158	317	148	724 TEXTILE, LEATHER MACHNRY	583	2 162	1 025
745 NONELEC MACHY, TOOLS NES	504	1 521	652	725 PAPER ETC MILL MACHINERY	47	221	104
749 NONELEC MACH PTS, ACC NES	43	407	181	726 PRINTG, BKBINDG MACHY, PTS	344	1 750	808
764 TELECOM EQPT, PTS, ACC NES	92	1 711	779	727 FOOD MACHRY NON-DOMESTIC	80	545	264
771 ELECTRIC POWER MACHY NES	174	241	109	728 OTH MACHY FOR SPCL INDUS	742	2 375	1 092
772 SWITCHGEAR ETC & PTS NES	253	2 179	986	736 MACHINE TOOLS FOR METAL	147	824	374
773 ELECTR DISTRIBUTING MACH	388	749	345	737 METALWORKING MACHNRY NES	26	93	41
774 ELECTRO-MEDCL, XRAY EQUIP	43	589	275	741 HEATING, COOLING EQUIPMNT	1 182	1 924	932
776 TRANSISTORS, VALVES, ETC		102	51	742 PUMPS FOR LIQUIDS ETC	181	801	360
778 ELECTRICAL MACHINERY NES	341	773	342	743 PUMPS NES, CENTRIFUGES ETC	158	324	143
781 PASS MOTOR VEH EXC BUSES	214	488	232	744 MECHANICAL HANDLING EQU	128	489	237
782 LORRIES, SPCL MTR VEH NES	386	223	103	745 NONELEC MACHY, TOOLS NES	251	2 079	953
784 MOTOR VEHCL PTS, ACC NES	62	203	97	749 NONELEC MACH PTS, ACC NES	394	1 616	728
871 OPTICAL INSTRUMENTS	1	110	47	751 OFFICE MACHINES	66	503	224
872 MEDICAL INSTRUMENTS NES	39	553	263	752 AUTOMATIC DATA PROC EQUIP	6	68	34
874 MEASURNG, CONTROLNG INSTR	13	357	165	759 OFFICE & ADP MCH PTS, ACC	4	166	78
882 PHOTO, CINEMA SUPPLIES	83	199	92	764 TELECOM EQPT, PTS, ACC NES	261	2 394	1 113
892 PRINTED MATTER	51	76	35	771 ELECTRIC POWER MACHY NES	163	299	136
				772 SWITCHGEAR ETC & PTS NES	260	1 913	881
				773 ELECTR DISTRIBUTING MACH	620	507	236
				774 ELECTRO-MEDCL, XRAY EQUIP	139	2 491	1 135
				775 HOUSEHOLD TYPE EQUIP NES	115	200	96
				776 TRANSISTORS, VALVES, ETC	2	462	209
				778 ELECTRICAL MACHINERY NES	246	1 189	554
				781 PASS MOTOR VEH EXC BUSES	4 324	11 329	5 267
				782 LORRIES, SPCL MTR VEH NES	943	1 536	713
				784 MOTOR VEHCL PTS, ACC NES	846	3 476	1 611
				785 MOTOR & OTHER CYCLES ETC	75	144	70
				791 RAILWAY VEHICLES	23	451	192
				821 FURNITURE	34	116	55
				845 OUTERWEAR KNIT NONELASTC	2	68	31
				846 UNDERWEAR KNITTED	11	141	67
				848 HEADGEAR, NONTXTL CLOTHNG	5	70	33
				871 OPTICAL INSTRUMENTS	4	206	92
				872 MEDICAL INSTRUMENTS NES	52	813	379
				873 METERS & COUNTERS NES	5	166	71
				874 MEASURNG, CONTROLNG INSTR	87	1 287	595
				881 PHOTO APPAR & EQUIPT NES			



## 7 IMPORTS AND EXPORTS (SPECIAL TRADE) BY COUNTRIES OF PRODUCTION AND CONSUMPTION AND BY GROUPS OF THE SITC-REV. II 1986

GROUP DESCRIPTION	DT * 100 KG	1 000 DM	1 000 \$	GROUP DESCRIPTION	DT * 100 KG	1 000 DM	1 000 \$
531 SYNT DYE,NAT INDOGO,LAKES	749	1 760	820	121 TOBACCO UNMNFCTRD,REFUSE	9 550	4 908	2 236
532 DYES NES,TANNING PRODS	4 528	693	320	122 TOBACCO MFERS	87	2 824	1 318
533 PIGMENTS,PAINTS,ETC	1 271	1 165	534	287 BASE METAL DRES,CONC NES	750	459	188
541 MEDICINAL ETC PRODUCTS	2 054	27 298	12 521	288 NONFERR METAL SCRAP NES	1 690	147	67
551 ESSENTL OIL,PERFUME,ETC	57	131	60	291 CRUDE ANIMAL MTRIALS NES	1 666	188	84
553 PERFUMERY,COSMETICS,ETC	843	1 353	611	334 PETROLEUM PRODUCTS,REFIN	300 236	16 199	7 716
554 SOAPS,CLEANING ETC PREPS	663	314	143	512 ALCOHOLS,PHENOLS,ETC	1 000	418	171
562 FERTILIZERS MANUFACTURED	61 867	1 425	629	658 TEXTILE ARTICLES NES	146	133	65
582 PROD OF CONDENSATION ETC	1 144	1 029	491	662 CLAY,REFRACTORY BLDG PRD	1 680	77	38
583 PROD OF POLYMERIZING ETC	5 760	1 995	925	778 ELECTRICAL MACHINERY NES	4	67	31
584 CELLULOSE DERIVATIVES ETC	103	115	48	884 OPTICAL GOODS NES		102	45
591 PESTICIDES,DISINFECTANTS	5 948	3 201	1 452	896 WORKS OF ART ETC	5	1 073	494
598 MISC CHEMICAL PRODS NES	1 229	967	447	941 ZOO ANIMALS,PETS	6	123	55
612 LEATHER ETC MANUFACTURES	78	120	55	961 COIN NONGOLD,NONCURRENT	2	935	428
621 MATERIALS OF RUBBER	91	105	51				
625 RUBBER TYRES,TUBES	1 529	342	151	EXPORTS	975 357	237 461	105 929
628 RUBBER ARTICLES NES	129	467	230				
634 VENEERS,PLYWOOD,ETC	1 583	125	62	022 MILK AND CREAM	20 000	4 243	1 818
641 PAPER AND PAPERBOARD	2 087	774	363	023 BUTTER	6 990	3 817	1 566
642 ARTICLES OF PAPER ETC	169	238	110	046 WHEAT ETC MEAL OR FLOUR	589 990	22 451	10 124
651 TEXTILE YARN AND THREAD	34	268	125	054 VEG ETC FRSH,SMPLY PRSVD	600	356	152
652 COTTON FABRICS,WOVEN	30	181	87	081 FEEDING STUFF FOR ANIMLS	1 720	238	100
657 SPECIAL TEXTILE ETC PROD	89	279	129	112 ALCOHOLIC BEVERAGES	2 831	357	165
662 CLAY,REFRACTORY BLDG PRD	745	116	57	121 TOBACCO UNMNFCTRD,REFUSE	7 000	1 254	579
663 OTH NONMETAL MINERAL MFS	476	186	88	273 STONE,SAND AND GRAVEL	1 006	67	30
664 GLASS	355	61	31	278 OTHER CRUDE MINERALS	1 420	201	87
665 GLASSWARE	1 135	1 053	495	292 CRUDE VEG MATERIALS NES	1 861	2 798	1 270
666 POTTERY	103	379	179	322 COAL,LIGNITE,PEAT	2 821	86	41
667 PEARL,PREC-,SEMI-P STONE	1	14 612	6 705	334 PETROLEUM PRODUCTS,REFIN	44 478	3 996	1 864
673 IRON AND STEEL SHAPES	3 152	295	149	431 PROCESO ANML VEG OIL,ETC	1 814	362	156
674 IRN,STL UNIV,PLATE,SHEET	19 865	2 371	1 121	511 HYDROCARBONS NES,DERIVS	1 065	590	262
683 NICKEL	113	257	108	512 ALCOHOLS,PHENOLS,ETC	6 113	1 568	695
684 ALUMINIUM	527	561	269	513 ORGANIC ACIDS,ETC	4 681	1 696	752
685 LEAD	488	195	87	514 NITROGEN-FUNCTN COMPOUNDS	1 284	2 321	1 014
691 STRUCTURES AND PARTS NES	216	201	100	515 ORG-INORG COMPOUNDS ETC	1 901	1 694	750
692 METAL TANKS,BOXES ETC	184	490	242	516 OTHER ORGANIC CHEMICALS	5 039	2 175	960
693 WIRE PRODUCTS NON ELECTR	2 447	816	380	522 INORG ELEMNTS,OXIDES,ETC	9 130	2 670	1 201
694 STL,COPPR NAILS,NUTS,ETC	73	86	37	523 OTHR INORGANIC CHEMICALS	26 768	5 324	2 323
695 TOOLS	638	1 662	773	531 SYNT DYE,NAT INDOGO,LAKES	1 812	4 508	1 984
696 CUTLERY	78	277	126	532 DYES NES,TANNING PRODS	604	159	70
699 OTHER METAL MANUFACTURES	1 100	727	341	533 PIGMENTS,PAINTS,ETC	2 373	2 366	1 046
711 STEAM BOILERS & AUX PLNT	42	120	59	541 MEDICINAL ETC PRODUCTS	1 127	5 908	2 594
712 STEAM ENGINES,TURBINES	4	118	56	553 PERFUMERY,COSMETICS,ETC	506	186	83
713 INTRNL COMBUS PISTN ENGN	163	1 197	575	554 SOAPS,CLEANING ETC PREPS	4 015	1 663	733
716 ROTATING ELECTRIC PLANT	82	142	65	562 FERTILIZERS MANUFACTURED	318	94	41
721 AGRIC MACHY,EXC TRACTORS	405	376	173	582 PROD OF CONDENSATION ETC	12 486	4 606	2 029
722 TRACTORS NON-ROAD	1 112	822	374	583 PROD OF POLYMERIZING ETC	16 140	4 132	1 819
723 CIVIL ENGINEERG EQUIP ETC	337	112	48	584 CELLULOSE DERIVATIVES ETC	473	451	207
724 TEXTILE,LEATHER MACHNRY	28	236	110	585 PLASTIC MATERIALS NES	2 768	1 090	475
725 PAPER ETC MILL MACHINERY	38	116	57	591 PESTICIDES,DISINFECTANTS	21 473	18 892	8 142
726 PRINTG,BKBDNG MACHY,PTS	132	1 065	479	592 STARCH,INULIN,GLUTEN,ETC	500	509	223
727 FOOD MACHRY NON-DOMESTIC	128	688	328	598 MISC CHEMICAL PRODS NES	13 763	5 397	2 410
728 OTH MACHY FOR SPCL INDUS	1 023	2 965	1 275	621 MATERIALS OF RUBBER	19	79	34
736 MACHINE TOOLS FOR METAL	503	642	283	625 RUBBER TYRES,TUBES	1 251	355	154
741 HEATING,COOLING EQUIPMNT	477	1 126	545	628 RUBBER ARTICLES NES	193	407	176
742 PUMPS FOR LIQUIDS ETC	72	298	136	635 WOOD MANUFACTURES NES	380	760	334
743 PUMPS NES,CENTRIFUGES ETC	46	336	150	641 PAPER AND PAPERBOARD	46 532	5 214	2 315
744 MECHANICAL HANDLING EQU	51	191	90	642 ARTICLES OF PAPER ETC	1 351	842	382
745 NONELEC MACHY,TOOLS NES	316	2 122	957	657 SPECIAL TEXTILE ETC PROD	154	587	253
749 NONELEC MACH PTS,ACC NES	3 436	7 883	3 634	662 CLAY,REFRACTORY BLDG PRD	22 308	4 613	2 050
751 OFFICE MACHINES	234	1 233	579	663 OTH NONMETAL MINERAL MFS	25 837	5 318	2 263
752 AUTOMTIC DATA PROC EQUIP	75	721	335	664 GLASS	458	284	123
759 OFFICE & ADP MCH PTS,ACC	12	161	72	665 GLASSWARE	1 039	1 343	603
764 TELECOM EQPT,PTS,ACC NES	19	286	134	671 PIG IRON ETC	1 143	173	80
772 SWITCHGEAR ETC & PTS NES	38	329	153	673 IRON AND STEEL SHAPES	8 182	1 170	522
774 ELECTRO-MEDCL,XRAY EQUIP	26	336	156	674 IRN,STL UNIV,PLATE,SHEET	9 166	1 575	725
775 HOUSEHOLD TYPE EQUIP NES	30	76	34	675 IRON,STEEL HOOP,STRIP	2 146	497	220
778 ELECTRICAL MACHINERY NES	317	635	300	677 IRN,STL WIRE EXCL W ROD	3 458	1 110	485
781 PASS MOTOR VEH EXC BUSES	9 325	28 668	13 468	678 IRON,STL TUBES,PIPES,ETC	11 806	2 303	1 008
784 MOTOR VEHCL PTS,ACC NES	841	3 606	1 673	681 SILVER,PLATINUM,ETC	6	495	219
785 MOTOR & OTHER CYCLES ETC	81	387	192	682 COPPER EXC CEMENT COPPER	245	402	177
793 SHIPS AND BOATS	177 041	18 374	8 452	683 NICKEL	61	494	213
821 FURNITURE	268	186	85	684 ALUMINIUM	351	287	127
831 TRAVEL GOODS,HANDBAGS	3	61	31	691 STRUCTURES AND PARTS NES	552	696	322
845 OUTERWEAR KNIT NONELASTC	5	68	33	692 METAL TANKS,BOXES,ETC	484	350	153
846 UNDERWEAR KNITTED	8	164	77	693 WIRE PRODUCTS NON ELECTR	1 488	982	434
851 FOOTWEAR	478	2 568	1 179	694 STL,COPPR NAILS,NUTS,ETC	1 977	1 101	484
871 OPTICAL INSTRUMENTS	9	265	121	695 TOOLS	511	1 833	809
872 MEDICAL INSTRUMENTS NES	27	703	318	696 CUTLERY	42	357	161
873 METERS & COUNTERS NES	15	74	32	699 OTHER METAL MANUFACTURES	1 096	1 993	869
874 MEASURNG,CONTROLNG INSTR	91	2 621	1 261	713 INTRNL COMBUS PISTN ENGN	217	1 044	483
881 PHOTO APPAR & EQUIP NES	2	77	37	716 ROTATING ELECTRIC PLANT	1 272	4 289	2 070
882 PHOTO,CINEMA SUPPLIES	368	934	431	721 AGRIC MACHY,EXC TRACTORS	447	1 491	666
884 OPTICAL GOODS NES		208	95	723 CIVIL ENGINEERG EQUIP ETC	213	1 263	609
885 WATCHES AND CLOCKS	28	2 763	1 257	724 TEXTILE,LEATHER MACHNRY	472	4 392	1 980
892 PRINTED MATTER	119	195	95	725 PAPER ETC MILL MACHINERY	132	841	376
893 ARTICLES OF PLASTIC NES	153	448	205	726 PRINTG,BKBDNG MACHY,PTS	392	3 068	1 387
894 TOYS,SPORTING GOODS,ETC	57	240	109	727 FOOD MACHRY NON-DOMESTIC	548	1 056	521
895 OFFICE SUPPLIES NES	112	542	251	728 OTH MACHY FOR SPCL INDUS	853	5 869	2 648
897 GOLD,SILVER WARE,JEWELRY	2	5 739	2 656	736 MACHINE TOOLS FOR METAL	255	1 636	776
898 MUSICAL INSTRUMENTS,PTS	60	436	203	737 METALWORKING MACHNRY NES	28	318	139
899 OTHER MANUFACTURED GOODS	37	182	84	741 HEATING,COOLING EQUIPMNT	347	2 987	1 275
971 GOLD,NON MONETARY NES		615	275	742 PUMPS FOR LIQUIDS ETC	213	946	421
				743 PUMPS NES,CENTRIFUGES ETC	2 461	5 315	2 356
				744 MECHANICAL HANDLING EQU	154	574	262
				745 NONELEC MACHY,TOOLS NES	393	4 656	2 148
				749 NONELEC MACH PTS,ACC NES	911	2 336	1 043
				751 OFFICE MACHINES	34	156	71
				752 AUTOMTIC DATA PROC EQUIP	1	118	58
				763 SOUND RECORDRS,PHONOGRPH	4	240	117
				764 TELECOM EQPT,PTS,ACC NES	17	591	275
				772 SWITCHGEAR ETC & PTS NES	450	1 210	544
				773 ELECTR DISTRIBUTING MACH	205	221	100
				774 ELECTRO-MEDCL,XRAY EQUIP	332	5 871	2 715
				776 TRANSISTORS,VALVES,ETC		222	107
CUBA							
IMPORTS	351 478	41 043	19 071				
034 FISH FRESH,CHILLED,FROZN	212	76	35				
036 SHELL FISH FRESH,FROZEN	414	1 462	694				
057 FRUIT,NUTS,FRESH,DRIED	2 213	286	143				
058 FRUIT PRESERVED,PREPARED	3 598	647	294				
061 SUGAR AND HONEY	22 013	4 203	1 934				
071 COFFEE AND SUBSTITUTES	3 845	3 638	1 604				
072 COCOA	1 193	1 244	594				



## 7 IMPORTS AND EXPORTS (SPECIAL TRADE) BY COUNTRIES OF PRODUCTION AND CONSUMPTION AND BY GROUPS OF THE SITC-REV. II 1986

GROUP DESCRIPTION	DT = 100 KG	1 000 DM	1 000 \$	GROUP DESCRIPTION	DT = 100 KG	1 000 DM	1 000 \$
778 ELECTRICAL MACHINERY NES	180	834	391	897 GOLD, SILVER WARE, JEWELRY	1	157	73
781 PASS MOTOR VEH EXC BUSES	123	350	169				
784 MOTOR VEHCL PTS, ACC NES	257	1 555	721	BAHAMAS			
821 FURNITURE	208	1 838	843				
845 OUTERWEAR KNIT NONELASTC	9	100	44	IMPORTS	106 064	23 307	10 693
846 UNDERWEAR KNITTED	91	167	75				
851 FOOTWEAR	267	353	158	112 ALCOHOLIC BEVERAGES	11 883	7 930	3 621
871 OPTICAL INSTRUMENTS	29	999	461	292 CRUDE VEG MATERIALS NES	36	78	36
872 MEDICAL INSTRUMENTS NES	1 486	17 714	7 908	334 PETROLEUM PRODUCTS, REFIN	73 970	3 313	1 432
874 MEASURING, CONTROLING INSTR	367	6 874	3 126	541 MEDICINAL ETC PRODUCTS		7 194	3 285
881 PHOTO APPAR & EQUIPT NES	150	1 842	844	752 AUTOMTIC DATA PROC EQUIP	450	3 037	1 482
882 PHOTO, CINEMA SUPPLIES	928	1 743	772	759 OFFICE & ADP MCH PTS, ACC	1	99	43
884 OPTICAL GOODS NES	193	2 844	1 232	771 ELECTRIC POWER MACHY NES	23	83	38
885 WATCHES AND CLOCKS	11	193	86	773 ELECTRIC DISTRIBUTING MACH	45	185	79
893 ARTICLES OF PLASTIC NES	602	987	445	781 PASS MOTOR VEH EXC BUSES	18	89	45
894 TOYS, SPORTING GOODS, ETC	8	89	42	784 MOTOR VEHCL PTS, ACC NES	41	142	70
895 OFFICE SUPPLIES NES	198	1 147	515	898 MUSICAL INSTRUMENTS, PTS	13	84	42
898 MUSICAL INSTRUMENTS, PTS	67	269	122	961 COIN NONGOLD, NONCURRENT		61	30
899 OTHER MANUFACTURED GOODS	94	1 035	465	972 GOLD COIN		71	35
971 GOLD, NON MONETARY NES		263	122				
ST CHRISTOPH				EXPORTS	159 859	39 340	18 487
IMPORTS	5	54	25	011 MEAT FRESH, CHILLD, FROZEN	1 294	417	200
EXPORTS	245	181	88	022 MILK AND CREAM	512	84	37
HAITI				024 CHEESE AND CURD	190	99	46
IMPORTS	49 690	32 272	14 797	061 SUGAR AND HONEY	9 380	391	182
058 FRUIT PRESERVED, PREPARED	4 852	889	405	111 NON-ALCOHL BEVERAGES NES	618	89	43
071 COFFEE AND SUBSTITUTES	7 914	6 836	3 097	112 ALCOHOLIC BEVERAGES	68 829	11 269	5 193
072 COCOA	22 306	11 055	5 100	511 HYDROCARBONS NES, DERIVS	15	110	52
075 SPICES	630	98	46	512 ALCOHOLS, PHENOLS, ETC	3	145	65
263 COTTON	5 167	893	440	513 ORGANIC ACIDS, ETC	1 041	237	107
288 NONFERR METAL SCRAP NES	381	91	41	514 NITROGEN-FUNCTN COMPOUNDS	9	157	69
292 CRUDE VEG MATERIALS NES	383	152	70	515 ORG-INORG COMPOUNDS ETC	307	505	239
431 PROCESD ANML VEG OIL, ETC	158	110	50	516 OTHER ORGANIC CHEMICALS	65	318	156
551 ESSENTL OIL, PERFUME, ETC	36	452	201	522 INORG ELEMNTS, OXIDES, ETC	1 446	278	127
657 SPECIAL TEXTILE ETC PROD	4 275	640	284	541 MEDICINAL ETC PRODUCTS	32	197	90
724 TEXTILE, LEATHER MACHNRY	58	163	75	553 PERFUMERY, COSMETICS, ETC	85	135	63
776 TRANSISTORS, VALVES, ETC	12	475	213	642 ARTICLES OF PAPER ETC	1 315	343	157
842 MENS OUTERWEAR NOT KNIT	1 135	4 957	2 233	662 CLAY, REFRACTORY BLDG PRD	599	86	39
847 TXTL CLTHNG ACCESSRYS NES	312	2 333	1 085	665 GLASSWARE	168	317	148
893 ARTICLES OF PLASTIC NES	30	68	34	666 POTTERY	101	578	270
899 OTHER MANUFACTURED GOODS	659	217	97	696 CUTLERY	9	105	46
EXPORTS	130 261	27 936	12 876	724 TEXTILE, LEATHER MACHNRY	62	110	54
022 MILK AND CREAM	6 737	1 075	518	741 HEATING, COOLING EQUIPMNT	14	75	37
041 WHEAT ETC UNMILLED	40 000	1 640	747	745 NONELEC MACHY, TOOLS NES	46	472	202
046 WHEAT ETC MEAL OR FLOUR	8 750	527	221	751 OFFICE MACHINES	12	114	50
048 CEREAL ETC PREPARATIONS	22 960	2 794	1 322	781 PASS MOTOR VEH EXC BUSES	879	1 502	673
292 CRUDE VEG MATERIALS NES	341	242	114	782 LORRIES, SPCL MTR VEH NES	78	200	89
335 RESIDUAL PETRLM PROD NES	1 651	282	130	784 MOTOR VEHCL PTS, ACC NES	45	131	61
423 FIXED VEG OILS, SOFT	27 556	2 122	1 046	793 SHIPS AND BOATS	71 280	12 600	6 106
513 ORGANIC ACIDS, ETC	427	108	52	821 FURNITURE	114	169	79
515 ORG-INORG COMPOUNDS ETC	51	83	39	831 TRAVEL GOODS, HANDBAGS	7	134	61
522 INORG ELEMNTS, OXIDES, ETC	829	185	88	845 OUTERWEAR KNIT NONELASTC	3	66	32
523 OTHR INORGANIC CHEMICALS	4 617	287	131	874 MEASURING, CONTROLING INSTR	8	109	49
531 SYNT DYE, NAT INDGO, LAKES	34	90	42	885 WATCHES AND CLOCKS	3	655	323
533 PIGMENTS, PAINTS, ETC	495	217	100	893 ARTICLES OF PLASTIC NES	85	168	81
541 MEDICINAL ETC PRODUCTS	433	1 751	812	896 WORKS OF ART ETC		240	116
551 ESSENTL OIL PERFUME, ETC	18	82	39	897 GOLD, SILVER WARE, JEWELRY	166	4 369	2 037
553 PERFUMERY, COSMETICS, ETC	180	221	103	898 MUSICAL INSTRUMENTS, PTS		1 229	583
554 SOAPS, CLEANING ETC PREPS	520	261	125	TURKS CAICOS			
583 PROD OF POLYMERIZING ETC	601	228	102	EXPORTS	2 609	402	189
598 MISC CHEMICAL PRODS NES	959	156	68	112 ALCOHOLIC BEVERAGES	2 215	307	146
642 ARTICLES OF PAPER ETC	341	188	87	WEST INDIES			
651 TEXTILE YARN AND THREAD	17	79	36	IMPORTS	1 280	1 603	743
652 COTTON FABRICS, WOVEN	964	2 382	1 040	075 SPICES	1 140	1 333	619
653 WOVN MAN-MADE FIB FABRIC	141	229	95	EXPORTS	1 683	2 679	1 194
657 SPECIAL TEXTILE ETC PROD	24	92	39	112 ALCOHOLIC BEVERAGES	292	151	65
662 CLAY, REFRACTORY BLDG PRD	3 330	637	296	541 MEDICINAL ETC PRODUCTS	63	67	34
663 OTH NONMETAL MINERAL MFS	210	126	59	657 SPECIAL TEXTILE ETC PROD	48	95	47
664 GLASS	968	147	71	741 HEATING, COOLING EQUIPMNT	29	223	91
682 COPPER EXC CEMENT COPPER	200	88	43	744 MECHANICAL HANDLING EQU	207	457	207
691 STRUCTURES AND PARTS NES	662	645	289	774 ELECTRO-MEDCL, XRAY EQUIP	2	74	33
694 STL, COPPR NAILS, NUTS, ETC	266	199	94	781 PASS MOTOR VEH EXC BUSES	138	389	176
695 TOOLS	203	395	182	843 WOMENS OUTERWEAR NONKNIT	5	72	30
696 CUTLERY	50	120	54	895 OFFICE SUPPLIES NES	15	80	33
699 OTHER METAL MANUFACTURES	675	536	252	897 GOLD, SILVER WARE, JEWELRY		146	69
703 INDUSTRIAL PLANT, CHAP 85	109	186	80	899 OTHER MANUFACTURED GOODS	27	134	58
716 ROTATING ELECTRIC PLANT	117	198	92				
718 OTH POWER GENERATG MACHY	104	497	213	DOMINIC REP			
723 CIVIL ENGINEERG EQUIP ETC	161	175	82	IMPORTS	77 138	28 645	13 234
724 TEXTILE, LEATHER MACHNRY	3	163	77				
726 PRINTG, BKBINDG MACHY, PTS	45	128	61	057 FRUIT, NUTS, FRESH, DRIED	4 782	521	252
727 FOOD MACHRY NON-DOMESTIC	64	143	69	058 FRUIT PRESERVED, PREPARED	1 521	622	287
728 OTH MACHY FOR SPCL INDUS	134	655	293	121 TOBACCO UNMNFCTRD, REFUSE	2 635	1 522	699
736 MACHINE TOOLS FOR METAL	74	206	57	292 CRUDE VEG MATERIALS NES	889	539	261
741 HEATING, COOLING EQUIPMNT	165	268	113	515 ORG-INORG COMPOUNDS ETC	1 490	429	191
749 NONELEC MACH PTS, ACC NES	27	116	41	583 PROD OF POLYMERIZING ETC	376	104	51
772 SWITCHGEAR ETC & PTS NES	190	1 394	643	671 PIG IRON ETC	64 868	24 019	11 077
778 ELECTRICAL MACHINERY NES	74	90	41	781 PASS MOTOR VEH EXC BUSES	18	140	68
781 PASS MOTOR VEH EXC BUSES	215	653	285	846 UNDERWEAR KNITTED	10	108	49
782 LORRIES SPCL MTR VEH NES	220	291	122	EXPORTS	210 993	100 963	46 741
784 MOTOR VEHCL PTS, ACC NES	89	338	159	048 CEREAL ETC PREPARATIONS	6 399	496	232
821 FURNITURE	124	111	53	061 SUGAR AND HONEY	4 662	254	118
847 TXTL CLTHNG ACCESSRYS NES	47	94	41	081 FEEDING STUFF FOR ANMLS	792	209	97
872 MEDICAL INSTRUMENTS NES	27	101	46				
874 MEASURING, CONTROLING INSTR	17	275	133				
892 PRINTED MATTER	209	684	320				
893 ARTICLES OF PLASTIC NES	282	1 456	678				



## 7 IMPORTS AND EXPORTS (SPECIAL TRADE) BY COUNTRIES OF PRODUCTION AND CONSUMPTION AND BY GROUPS OF THE SITC-REV. II 1986

GROUP DESCRIPTION	DT = 100 KG	1 000 DM	1 000 \$	GROUP DESCRIPTION	DT = 100 KG	1 000 DM	1 000 \$
098 EDIBLE PRODCIS,PREPS NES	245	84	41	112 ALCOHOLIC BEVERAGES	6 806	1 327	606
111 NON-ALCOHL BEVERAGES NES	165	88	40	553 PERFUMERY, COSMETICS, ETC	36	68	33
233 RUBBER, SYNTHETIC, RECLAIMED	1 265	143	65	635 WOOD MANUFACTURES NES	343	159	68
278 OTHER CRUDE MINERALS	929	136	61	665 GLASSWARE	46	77	35
292 CRUDE VEG MATERIALS NES	188	165	78	666 POTTERY	88	373	177
334 PETROLEUM PRODUCTS, REFIN	1 603	383	185	696 CUTLERY	16	107	48
335 RESIDUAL PETRLM PROD NES	12 845	1 237	586	885 WATCHES AND CLOCKS	22	2 540	1 160
424 FIXED VEG OIL NONSOFT	151	72	35	897 GOLD, SILVER WARE, JEWELRY	2 439	1 114	
511 HYDROCARBONS NES, DERIVS	1 328	206	92				
512 ALCOHOLS, PHENOLS, ETC	2 482	732	327	QUADELOUPE			
513 ORGANIC ACIDS, ETC	3 615	1 065	498				
514 NITROGEN-FUNCTN COMPOUNDS	612	294	138	IMPORTS	11 395	2 340	1 071
515 ORG-INORG COMPOUNDS ETC	57	160	73				
516 OTHER ORGANIC CHEMICALS	64	82	38	112 ALCOHOLIC BEVERAGES	11 046	1 985	902
522 INORG ELEMNTS, OXIDES, ETC	2 963	738	335				
523 OTHR INORGANIC CHEMICALS	33 121	1 393	663	EXPORTS	53 162	34 759	16 177
531 SYNT DYE, NAT INDGO, LAKES	409	1 008	475				
532 DYES NES, TANNING PRODS	3 612	783	351	111 NON-ALCOHL BEVERAGES NES	3 648	493	228
533 PIGMENTS, PAINTS, ETC	1 491	823	380	112 ALCOHOLIC BEVERAGES	472	75	34
541 MEDICINAL ETC PRODUCTS	942	4 567	2 085	122 TOBACCO MFRS	93	261	123
551 ESSENTL OIL, PERFUME, ETC	291	707	324	278 OTHER CRUDE MINERALS	3 157	76	35
553 PERFUMERY, COSMETICS, ETC	214	343	157	533 PIGMENTS, PAINTS, ETC	124	167	78
554 SOAPS, CLEANING ETC PREPS	3 475	722	327	553 PERFUMERY, COSMETICS, ETC	118	155	69
562 FERTILIZERS MANUFACTURED	21 162	585	272	591 PESTICIDES, DISINFECTANTS	204	88	39
582 PROD OF CONDENSATION ETC	2 563	963	444	598 MISC CHEMICAL PRODS NES	130	101	43
583 PROD OF POLYMERIZING ETC	6 743	2 009	925	625 RUBBER TYRES, TUBES	2 274	1 894	877
584 CELLULOSE DERIVATIVES ETC	1 095	1 044	472	628 RUBBER ARTICLES NES	18	67	30
591 PESTICIDES, DISINFECTANTS	3 989	2 746	1 272	642 ARTICLES OF PAPER ETC	754	237	106
592 STARCH, INULIN, GLUTEN, ETC	1 283	269	123	651 TEXTILE YARN AND THREAD	16	67	32
598 MISC CHEMICAL PRODS NES	3 484	1 448	675	652 COTTON FABRICS, WOVEN	250	214	102
613 FUR SKINS TANNED, DRESSED	2	95	46	653 WOVN MAN-MADE FIB FABRIC	43	123	59
625 RUBBER TYRES, TUBES	770	258	119	658 TEXTILE ARTICLES NES	201	222	108
628 RUBBER ARTICLES NES	252	556	251	662 CLAY, REFRACTORY BLDG PRD	2 023	232	107
641 PAPER AND PAPERBOARD	977	500	233	663 OTH NONMETAL MINERAL MFS	61	109	50
642 ARTICLES OF PAPER ETC	372	423	201	673 IRON AND STEEL SHAPES	26 329	2 147	965
651 TEXTILE YARN AND THREAD	693	834	370	695 TOOLS	89	161	72
657 SPECIAL TEXTILE ETC PROD	105	345	159	696 CUTLERY	19	101	42
658 TEXTILE ARTICLES NES	128	80	39	699 OTHER METAL MANUFACTURES	118	124	57
662 CLAY, REFRACTORY BLDG PRD	2 682	261	122	713 INTRNL COMBUS PISTN ENGN	70	333	152
663 OTH NONMETAL MINERAL MFS	1 694	1 392	635	723 CIVIL ENGINEERG EQUIP ETC	286	369	180
664 GLASS	1 249	207	94	727 FOOD MACHRY NON-DOMESTIC	41	241	117
665 GLASSWARE	181	310	142	728 OTH MACHRY FOR SPCL INDUS	33	70	33
666 POTTERY	50	111	51	741 HEATING, COOLING EQUIPMNT	330	719	343
672 IRON, STL PRIMARY FORMS	18 167	836	419	743 PUMPS NES, CENTRIFUGES ETC	156	369	155
673 IRON AND STEEL SHAPES	1 074	85	40	745 NONELEC MACHRY, TOOLS NES	962	3 007	1 457
674 IRN, STL UNIV. PLATE, SHEET	14 115	2 013	942	749 NONELEC MACH PTS, ACC NES	71	318	150
675 IRON, STEEL HOOP, STRIP	15 399	1 825	794	751 OFFICE MACHINES	26	113	51
684 ALUMINIUM	1 932	1 771	822	761 TELEVISION RECEIVERS	332	1 263	599
692 METAL TANKS, BOXES, ETC	30	105	47	775 HOUSEHOLD TYPE EQUIP NES	339	446	212
693 WIRE PRODUCTS NON ELECTR	459	175	82	778 ELECTRICAL MACHINERY NES	105	326	154
694 STL, COPPR NAILS, NUTS, ETC	318	146	69	781 PASS MOTOR VEH EXC BUSES	4 899	10 783	5 029
695 TOOLS	706	1 123	517	782 LORRIES, SPCL MTR VEH NES	1 881	2 611	1 218
696 CUTLERY	17	87	41	783 ROAD MOTOR VEHICLES NES	70	113	50
699 OTHER METAL MANUFACTURES	533	710	321	784 MOTOR VEHCL PTS, ACC NES	1 258	3 439	1 608
713 INTRNL COMBUS PISTN ENGN	228	588	269	831 TRAVEL GOODS, HANDBAGS	98	150	71
716 ROTATING ELECTRIC PLANT	29	85	39	843 WOMENS OUTERWEAR NONKNIT	35	122	61
721 AGRIC MACHRY, EXC TRACTORS	1 513	1 700	794	874 MEASURING, CONTROLLNG INSTR	5	154	68
722 TRACTORS NON-ROAD	2 103	1 581	709	892 PRINTED MATTER	85	192	88
723 CIVIL ENGINEERG EQUIP ETC	355	723	348	893 ARTICLES OF PLASTIC NES	992	362	163
724 TEXTILE, LEATHER MACHNRY	161	582	267	895 OFFICE SUPPLIES NES	44	262	116
725 PAPER ETC MILL MACHINERY	325	828	380	897 GOLD, SILVER WARE, JEWELRY	2	354	166
726 PRINTG, BKBINDG MACHRY, PTS	44	453	204	898 MUSICAL INSTRUMENTS, PTS	22	117	52
727 FOOD MACHRY NON-DOMESTIC	101	211	95	899 OTHER MANUFACTURED GOODS	107	111	49
728 OTH MACHRY FOR SPCL INDUS	2 365	5 137	2 465				
736 MACHINE TOOLS FOR METAL	570	6 202	2 964	ANTIGUA			
741 HEATING, COOLING EQUIPMNT	621	1 571	727				
742 PUMPS FOR LIQUIDS ETC	10	118	52	IMPORTS	21	47	20
743 PUMPS NES, CENTRIFUGES ETC	124	629	296				
744 MECHANICAL HANDLING EQU	272	365	173	EXPORTS	12 278	2 864	1 305
745 NONELEC MACHRY, TOOLS NES	257	6 729	3 299				
749 NONELEC MACH PTS, ACC NES	113	687	322	022 MILK AND CREAM	2 166	311	144
751 OFFICE MACHINES	53	341	161	058 FRUIT PRESERVED, PREPARED	615	118	53
771 ELECTRIC POWER MACHY NES	37	369	152	111 NON-ALCOHL BEVERAGES NES	596	85	39
772 SWITCHGEAR ETC & PTS NES	234	1 225	540	112 ALCOHOLIC BEVERAGES	451	83	39
774 ELECTRO-MEDCL, XRAY EQUIP	54	1 440	703	673 IRON AND STEEL SHAPES	6 328	600	264
778 ELECTRICAL MACHINERY NES	651	821	357	723 CIVIL ENGINEERG EQUIP ETC	108	93	46
781 PASS MOTOR VEH EXC BUSES	5 595	18 240	8 260	726 PRINTG, BKBINDG MACHRY, PTS	12	84	37
782 LORRIES, SPCL MTR VEH NES	991	1 298	563	781 PASS MOTOR VEH EXC BUSES	107	96	44
783 ROAD MOTOR VEHICLES NES	420	413	173	893 ARTICLES OF PLASTIC NES	335	109	48
784 MOTOR VEHCL PTS, ACC NES	786	2 918	1 346	897 GOLD, SILVER WARE, JEWELRY	22	278	131
786 VEH NES NONMOTR, TRAILERS	270	116	55				
793 SHIPS AND BOATS	3 750	172	84	DOMINICA			
812 PLUMB, HEATNG, LGHTNG EQU	241	126	58				
821 FURNITURE	48	90	42	IMPORTS	117	30	12
872 MEDICAL INSTRUMENTS NES	48	297	137				
874 MEASURING, CONTROLLNG INSTR	83	733	347	EXPORTS	1 832	1 509	692
882 PHOTO, CINEMA SUPPLIES	458	773	354				
884 OPTICAL GOODS NES		71	34	745 NONELEC MACHRY, TOOLS NES	48	177	85
892 PRINTED MATTER	166	390	180	781 PASS MOTOR VEH EXC BUSES	126	423	201
893, ARTICLES OF PLASTIC NES	238	389	183	874 MEASURING, CONTROLLNG INSTR	16	230	99
894 TOYS, SPORTING GOODS, ETC	155	213	96				
895 OFFICE SUPPLIES NES	134	573	265	MARTINIQUE			
897 GOLD, SILVER WARE, JEWELRY	1	143	66				
898 MUSICAL INSTRUMENTS, PTS	69	91	41	IMPORTS	86 583	32 968	15 299
899 OTHER MANUFACTURED GOODS	47	115	48				
				057 FRUIT, NUTS, FRESH, DRIED	2 326	614	297
				058 FRUIT PRESERVED, PREPARED	40 874	5 699	2 628
				112 ALCOHOLIC BEVERAGES	43 377	26 615	12 357
				EXPORTS	41 807	32 598	15 129
				062 SUGAR PREPS NON-COCOA	201	118	55
				111 NON-ALCOHL BEVERAGES NES	1 411	186	86
				122 TOBACCO MFRS	57	168	78
				278 OTHER CRUDE MINERALS	14 279	424	198
AM VIRGIN IS							
IMPORTS		40	19				
EXPORTS	15 010	8 214	3 753				
022 MILK AND CREAM	2 125	255	113				
023 BUTTER	410	138	62				
061 SUGAR AND HONEY	4 988	252	118				



## 7 IMPORTS AND EXPORTS (SPECIAL TRADE) BY COUNTRIES OF PRODUCTION AND CONSUMPTION AND BY GROUPS OF THE SITC-REV. II 1986

GROUP DESCRIPTION	DT * 100 KG	1 000 DM	1 000 \$	GROUP DESCRIPTION	DT * 100 KG	1 000 DM	1 000 \$
533 PIGMENTS, PAINTS, ETC	363	388	175	672 IRON, STL PRIMARY FORMS	7 033	413	195
582 PROD OF CONDENSATION ETC	139	110	54	674 IRN, STL UNIV. PLATE, SHEET	8 936	669	307
598 MISC CHEMICAL PRODS NES	558	225	101	678 IRON, STL TUBES, PIPES, ETC	4 008	1 205	552
625 RUBBER TYRES, TUBES	2 106	1 785	829	681 SILVER, PLATINUM, ETC	3	113	53
653 WOVN MAN-MADE FIB FABRIC	39	150	69	684 ALUMINIUM	729	665	319
662 CLAY, REFRACTORY BLDG PRD	1 331	184	85	692 METAL TANKS, BOXES, ETC	182	223	106
664 GLASS	614	81	40	693 WIRE PRODUCTS NON ELECTR	921	336	154
673 IRON AND STEEL SHAPES	4 937	413	183	694 STL, COPPR NAILS, NUTS, ETC	274	218	107
691 STRUCTURES AND PARTS NES	320	120	54	695 TOOLS	329	468	220
694 STL, COPPR NAILS, NUTS, ETC	132	66	30	696 CUTLERY	121	345	164
695 TOOLS	87	220	96	697 BASE MTL HOUSEHOLD EQUIP	242	352	170
699 OTHER METAL MANUFACTURES	130	126	59	699 OTHER METAL MANUFACTURES	135	245	117
721 AGRIC MACHY, EXC TRACTORS	56	134	63	700 INDUSTRIAL PLANT, CHAP 84	958	3 692	1 661
723 CIVIL ENGINEER EQUIP ETC	642	687	337	713 INTRNL COMBUS PISTN ENGN	8	93	42
728 OTH MACHY FOR SPCL INDUS	127	624	305	716 ROTATING ELECTRIC PLANT	78	149	70
744 MECHANICAL HANDLING EQU	20	122	54	722 TRACTORS NON-ROAD	425	358	167
745 NONELEC MACHY, TOOLS NES	73	348	156	724 TEXTILE, LEATHER MACHNRY	63	409	177
749 NONELEC MACH PTS ACC NES	25	210	93	725 PAPER ETC MILL MACHINERY	23	96	44
751 OFFICE MACHINES	17	87	40	726 PRINTG, BKBINDG MACHY, PTS	46	332	155
761 TELEVISION RECEIVERS	371	1 256	586	727 FOOD MACHRY NON-DOMESTIC	135	287	129
763 SOUND RECORDRS, PHONOGRPH	22	243	116	728 OTH MACHY FOR SPCL INDUS	58	485	224
764 TELECOM EQPT, PTS, ACC NES	41	217	100	736 MACHINE TOOLS FOR METAL	7	117	56
775 HOUSEHOLD TYPE EQUIP NES	31	117	56	741 HEATING, COOLING EQUIPMNT	468	860	399
778 ELECTRICAL MACHINERY NES	685	686	318	742 PUMPS FOR LIQUIDS ETC	48	176	80
781 PASS MOTOR VEH EXC BUSES	4 643	10 649	4 933	743 PUMPS NES, CENTRIFUGES ETC	272	784	369
782 LORRIES, SPCL MTR VEH NES	3 407	4 596	2 181	744 MECHANICAL HANDLING EQU	586	1 265	626
784 MOTOR VEHCL PTS, ACC NES	1 562	4 292	1 995	745 NONELEC MACHY, TOOLS NES	113	734	337
831 TRAVEL GOODS, HANDBAGS	127	207	89	749 NONELEC MACH PTS, ACC NES	60	271	126
871 OPTICAL INSTRUMENTS	3	104	51	752 AUTOMTIC DATA PROC EQUIP	3	95	42
874 MEASURNG, CONTROLNG INSTR	3	81	35	763 SOUND RECORDRS, PHONOGRPH	3	95	44
881 PHOTO APPAR & EQUIPT NES	13	152	70	764 TELECOM EQPT, PTS, ACC NES	8	127	57
892 PRINTED MATTER	213	268	122	772 SWITCHGEAR ETC & PTS NES	24	91	42
893 ARTICLES OF PLASTIC NES	550	331	156	773 ELECTR DISTRIBUTING MACH	1 592	1 922	838
894 TOYS, SPORTING GOODS, ETC	86	204	98	778 ELECTRICAL MACHINERY NES	51	224	103
895 OFFICE SUPPLIES NES	27	173	79	781 PASS MOTOR VEH EXC BUSES	1 092	4 163	1 862
897 GOLD, SILVER WARE, JEWELRY	167	122	56	784 MOTOR VEHCL PTS, ACC NES	539	1 450	670
899 OTHER MANUFACTURED GOODS	167	130	59	792 AIRCRAFT		115	55
CAYMAN IS				871 OPTICAL INSTRUMENTS	2	68	34
IMPORTS	675	230	102	872 MEDICAL INSTRUMENTS NES	11	133	64
4 011 MEAT FRESH, CHILLD, FROZEN	425	193	84	874 MEASURNG, CONTROLNG INSTR	253	575	271
EXPORTS	3 301	3 352	1 594	882 PHOTO, CINEMA SUPPLIES	188	449	207
022 MILK AND CREAM	543	80	37	892 PRINTED MATTER	29	107	45
112 ALCOHOLIC BEVERAGES	1 680	274	124	893 ARTICLES OF PLASTIC NES	79	214	101
665 GLASSWARE	53	106	49	897 GOLD, SILVER WARE, JEWELRY	637	304	
666 POTTERY	28	321	148	ST LUCIA			
728 OTH MACHY FOR SPCL INDUS	235	327	164	831 TRAVEL GOODS, HANDBAGS	58	104	50
744 MECHANICAL HANDLING EQU	125	141	62	EXPORTS	4 932	1 883	864
752 AUTOMTIC DATA PROC EQUIP	7	122	53	061 SUGAR AND HONEY	2 000	84	38
782 LORRIES, SPCL MTR VEH NES	498	728	366	112 ALCOHOLIC BEVERAGES	84	87	40
831 TRAVEL GOODS, HANDBAGS	2	75	35	591 PESTICIDES, DISINFECTANTS	148	280	125
897 GOLD, SILVER WARE, JEWELRY		803	388	666 POTTERY	27	63	30
JAMAICA				745 NONELEC MACHY, TOOLS NES	73	237	111
IMPORTS	274 734	19 135	8 683	893 ARTICLES OF PLASTIC NES	49	70	32
057 FRUIT, NUTS, FRESH, DRIED	2 303	497	220	897 GOLD, SILVER WARE, JEWELRY	91	43	
058 FRUIT PRESERVED, PREPARED	631	231	104	ST VINCENT			
072 COCOA	2 682	1 814	834	IMPORTS	93	243	119
075 SPICES	2 013	1 066	478	894 TOYS, SPORTING GOODS, ETC	27	189	95
112 ALCOHOLIC BEVERAGES	11 674	5 404	2 526	EXPORTS	13 860	2 289	1 052
122 TOBACCO MFRS	13	200	93	061 SUGAR AND HONEY	1 780	83	37
287 BASE METAL ORES, CONC NES	252 897	7 207	3 185	642 ARTICLES OF PAPER ETC	370	222	102
288 NONFERR METAL SCRAP NES	864	210	94	665 GLASSWARE	4 758	541	250
292 CRUDE VEG MATERIALS NES	378	172	78	726 PRINTG, BKBINDG MACHY, PTS	12	94	39
716 ROTATING ELECTRIC PLANT	123	343	169	745 NONELEC MACHY, TOOLS NES	13	77	40
845 OUTERWEAR KNIT NONELASTC	352	1 280	569	781 PASS MOTOR VEH EXC BUSES	50	94	44
EXPORTS	74 724	37 523	17 253	892 PRINTED MATTER	25	101	49
046 WHEAT ETC MEAL OR FLOUR	3 118	149	66	BARBADOS			
048 CEREAL ETC PREPARATIONS	5 000	228	101	IMPORTS	407	2 695	1 241
081 FEEDING STUFF FOR ANIMLS	1 140	148	69	292 CRUDE VEG MATERIALS NES	42	75	36
112 ALCOHOLIC BEVERAGES	1 873	663	315	726 PRINTG, BKBINDG MACHY, PTS	83	351	156
335 RESIDUAL PETRLM PROD NES	1 291	211	97	776 TRANSISTORS, VALVES, ETC	5	844	395
431 PROCESD ANML VEG OIL, ETC	1 134	212	98	778 ELECTRICAL MACHINERY NES		158	75
512 ALCOHOLS, PHENOLS, ETC	534	330	149	847 TXTL CLTHNG ACCESSRYS NES	146	920	425
513 ORGANIC ACIDS, ETC	319	76	34	885 WATCHES AND CLOCKS	7	110	51
515 ORG-INORG COMPOUNDS ETC	201	148	67	EXPORTS	25 564	55 852	24 991
516 OTHER ORGANIC CHEMICALS	30	127	57	024 CHEESE AND CURD	272	156	69
522 INORG ELEMNTS, OXIDES, ETC	1 060	318	148	048 CEREAL ETC PREPARATIONS	309	143	62
523 OTHR INORGANIC CHEMICALS	6 174	647	292	098 EDIBLE PRODCTS, PREPS NES	71	136	64
531 SYNT DYE, NAT INDGO, LAKES	222	523	239	112 ALCOHOLIC BEVERAGES	506	272	127
532 DYES NES, TANNING PRODS	434	66	33	511 HYDROCARBONS NES, DERIVS	726	143	66
533 PIGMENTS, PAINTS, ETC	455	466	215	514 NITROGEN-FUNCTN COMPOUNDS	566	584	273
541 MEDICINAL ETC PRODUCTS	152	716	323	516 OTHER ORGANIC CHEMICALS	48	66	30
551 ESSENTL OIL, PERFUME, ETC	37	131	59	523 OTHR INORGANIC CHEMICALS	558	89	39
554 SOAPS, CLEANING ETC PREPS	523	260	117	533 PIGMENTS, PAINTS, ETC	591	489	223
582 PROD OF CONDENSATION ETC	827	384	181	541 MEDICINAL ETC PRODUCTS	563	542	255
583 PROD OF POLYMERIZING ETC	9 785	1 632	761	551 ESSENTL OIL, PERFUME, ETC	22	65	30
584 CELLULOSE DERIVATIVES ETC	155	139	63	553 PERFUMERY, COSMETICS, ETC	70	115	55
591 PESTICIDES, DISINFECTANTS	208	311	146	554 SOAPS, CLEANING ETC PREPS	386	171	76
592 STARCH, INULIN, GLUTEN, ETC	391	125	57	562 FERTILIZERS MANUFACTURED	1 697	72	36
598 MISC CHEMICAL PRODS NES	847	448	209	582 PROD OF CONDENSATION ETC	894	218	103
625 RUBBER TYRES, TUBES	557	254	107				
641 PAPER AND PAPERBOARD	2 635	629	299				
657 SPECIAL TEXTILE ETC PROD	103	116	55				
663 OTH NONMETAL MINERAL MFS	262	139	65				
665 GLASSWARE	159	94	43				
666 POTTERY	35	164	77				



## 7 IMPORTS AND EXPORTS (SPECIAL TRADE) BY COUNTRIES OF PRODUCTION AND CONSUMPTION AND BY GROUPS OF THE SITC-REV. II 1986

GROUP DESCRIPTION	DT * 100 KG	1 000 DM	1 000 \$	GROUP DESCRIPTION	DT * 100 KG	1 000 DM	1 000 \$
583 PROD OF POLYMERIZING ETC	2 778	643	295	664 GLASS	9 126	1 090	509
591 PESTICIDES,DISINFECTANTS	213	343	158	665 GLASSWARE	38 828	3 856	1 774
592 STARCH,INULIN, GLUTEN, ETC	424	225	104	666 POTTERY	29	110	52
598 MISC CHEMICAL PRODS NES	577	221	97	672 IRON,STL PRIMARY FORMS	9 677	489	244
628 RUBBER ARTICLES NES	20	58	30	674 IRN,STL UNIV,PLATE,SHEET	28 603	2 272	1 022
641 PAPER AND PAPERBOARD	728	217	103	675 IRON,STEEL HOOP,STRIP	11 523	919	394
642 ARTICLES OF PAPER ETC	176	219	99	678 IRON,STL TUBES,PIPES,ETC	587	376	187
651 TEXTILE,YARN AND THREAD	21	136	65	691 STRUCTURES AND PARTS NES	50	97	45
657 SPECIAL TEXTILE ETC PROD	65	128	58	694 STL,COPPR NAILS,NUTS,ETC	149	113	50
664 GLASS	871	195	88	695 TOOLS	417	1 076	484
665 GLASSWARE	96	194	90	696 CUTLERY	65	200	91
666 POTTERY	325	912	422	697 BASE MTL HOUSEHOLD EQUIP	148	174	82
673 IRON AND STEEL SHAPES	2 075	138	66	699 OTHER METAL MANUFACTURES	893	941	426
692 METAL TANKS,BOXES,ETC	26	77	37	712 STEAM ENGINES,TURBINES	255	1 093	527
695 TOOLS	81	118	58	713 INTRNL COMBUS PISTN ENGN	18	165	75
696 CUTLERY	26	118	53	716 ROTATING ELECTRIC PLANT	111	144	68
697 BASE MTL HOUSEHOLD EQUIP	77	81	35	721 AGRIC MACHY,EXC TRACTORS	180	106	53
699 OTHER METAL MANUFACTURES	2 104	1 091	501	722 TRACTORS NON-ROAD	749	651	303
713 INTRNL COMBUS PISTN ENGN	121	613	297	724 TEXTILE,LEATHER MACHNRY	25	286	131
722 TRACTORS NON-ROAD	115	103	43	725 PAPER ETC MILL MACHINERY	22	324	148
723 CIVIL ENGINEERG EQUIP ETC	54	95	42	726 PRINTG,BKBINDG MACHY,PTS	392	1 333	572
725 PAPER ETC MILL MACHINERY	15	73	37	727 FOOD MACHRY NON-DOMESTIC	1 468	4 375	1 999
726 PRINTG,BKBINDG MACHY,PTS	131	1 034	465	728 OTH MACHY FOR SPCL INDUS	630	3 381	1 583
728 OTH MACHY FOR SPCL INDUS	132	393	173	736 MACHINE TOOLS FOR METAL	384	1 506	693
736 MACHINE TOOLS FOR METAL	13	138	64	737 METALWORKING MACHNRY NES	520	1 749	818
741 HEATING,COOLING EQUIPMNT	5	76	35	741 HEATING,COOLING EQUIPMNT	1 528	1 022	457
742 PUMPS FOR LIQUIDS ETC	3	89	39	742 PUMPS FOR LIQUIDS ETC	208	1 034	475
743 PUMPS NES,CENTRFUGES ETC	14	111	50	743 PUMPS NES,CENTRFUGES ETC	121	1 569	749
744 MECHANICAL HANDLING EQU	48	133	60	744 MECHANICAL HANDLING EQU	112	391	181
745 NONELEC MACHY,TOOLS NES	41	251	115	745 NONELEC MACHY,TOOLS NES	219	1 480	690
749 NONELEC MACH PTS,ACC NES	29	138	62	749 NONELEC MACH PTS,ACC NES	200	1 432	682
752 AUTOMTIC DATA PROC EQUIP	30	366	168	751 OFFICE MACHINES	27	193	85
759 OFFICE & ADP MCH PTS,ACC	112	112	47	752 AUTOMTIC DATA PROC EQUIP	93	1 140	504
764 TELECOM EQPT,PTS,ACC NES	6	69	30	759 OFFICE & ADP MCH PTS,ACC	2	97	43
772 SWITCHGEAR ETC & PTS NES	11	3 584	1 467	772 SWITCHGEAR ETC & PTS NES	6	177	81
776 TRANSISTORS,VALVES,ETC	25	30 755	13 591	774 ELECTRO-MEDCL,XRAY EQUIP	130	3 248	1 574
781 PASS MOTOR VEH EXC BUSES	601	3 062	1 423	776 TRANSISTORS,VALVES,ETC	158	158	76
782 LORRIES,SPCL MTR VEH NES	50	79	35	778 ELECTRICAL MACHINERY NES	57	180	84
784 MOTOR VEHCL PTS,ACC NES	186	746	347	781 PASS MOTOR VEH EXC BUSES	426	1 678	770
785 MOTOR & OTHER CYCLES ETC	63	77	35	784 MOTOR VEHCL PTS,ACC NES	138	423	197
786 VEH NES NONMOTR,TRAILERS	78	161	81	793 SHIPS AND BOATS	29 130	35 943	15 963
851 FOOTWEAR	65	263	117	812 PLUMBG,HEATNG,LGHTNG EQU	80	179	80
871 OPTICAL INSTRUMENTS	2	73	32	851 FOOTWEAR	179	1 034	472
874 MEASURNG,CONTROLNG INSTR	5	88	39	871 OPTICAL INSTRUMENTS	1	96	46
882 PHOTO,CINEMA SUPPLIES	103	301	135	872 MEDICAL INSTRUMENTS NES	41	291	141
885 WATCHES AND CLOCKS	14	235	107	874 MEASURNG,CONTROLNG INSTR	80	579	265
893 ARTICLES OF PLASTIC NES	238	294	135	881 PHOTO APPAR & EQUIPT NES	110	110	52
897 GOLD,SILVER WARE,JEWELRY	1	1 127	537	882 PHOTO,CINEMA SUPPLIES	91	226	103
898 MUSICAL INSTRUMENTS,PTS	26	165	77	893 ARTICLES OF PLASTIC NES	1 782	3 522	1 592
				894 TOYS,SPORTING GOODS,ETC	192	126	61
				895 OFFICE SUPPLIES NES	170	555	248
				897 GOLD,SILVER WARE,JEWELRY	75	35	35
				899 OTHER MANUFACTURED GOODS	107	161	77
TRINIDAD TOB							
IMPORTS	746 656	34 159	15 582				
034 FISH FRESH,CHILLED,FROZN	213	135	59	GRENADA			
072 COCOA	111	97	43				
112 ALCOHOLIC BEVERAGES	197	184	83	IMPORTS	7 976	8 023	3 754
278 OTHER CRUDE MINERALS	117 626	5 928	2 766				
288 NONFERR METAL SCRAP NES	1 990	476	211	072 COCOA	2 107	1 503	678
512 ALCOHOLS,PHENOLS,ETC	85 558	2 398	1 076	075 SPICES	5 866	6 515	3 074
562 FERTILIZERS MANUFACTURED	249 204	6 719	3 102	EXPORTS	2 392	2 099	966
673 IRON AND STEEL SHAPES	288 834	17 102	7 712				
899 OTHER MANUFACTURED GOODS	1	99	45				
EXPORTS	350 258	117 708	53 758	591 PESTICIDES,DISINFECTANTS	109	178	78
022 MILK AND CREAM	76 354	14 056	6 453	697 BASE MTL HOUSEHOLD EQUIP	56	85	39
048 CEREAL ETC PREPARATIONS	5 425	275	128	781 PASS MOTOR VEH EXC BUSES	221	747	345
054 VEG ETC FRSH,SMPLY PRSVD	47	98	45	893 ARTICLES OF PLASTIC NES	294	119	56
081 FEEDING STUFF FOR ANIMLS	300	114	52	897 GOLD,SILVER WARE,JEWELRY	78	38	38
098 EDIBLE PRODCTS,PREPS NES	444	852	404				
112 ALCOHOLIC BEVERAGES	811	374	179	NETH ANTILL			
278 OTHER CRUDE MINERALS	1 991	83	36	IMPORTS	69 223	8 441	3 884
292 CRUDE VEG MATERIALS NES	68	88	41				
334 PETROLEUM PRODUCTS,REFIN	689	148	72	034 FISH FRESH,CHILLED,FROZN	265	169	75
431 PROCESD ANML VEG OIL,ETC	2 125	811	383	058 FRUIT PRESERVED,PREPARED	2 050	435	192
514 HYDROCARBONS NES,DERIVS	179	67	32	112 ALCOHOLIC BEVERAGES	10 126	1 448	676
512 ALCOHOLS,PHENOLS,ETC	183	94	40	335 RESIDUAL PETRLM PROD NES	56 405	1 068	513
513 ORGANIC ACIDS,ETC	88	97	41	516 OTHER ORGANIC CHEMICALS	3 652	1 668	71
522 INORG ELEMNNTS,OXIDES,ETC	406	145	65	667 PEARL,PREC-,SEMI-P STONE	152	71	71
523 OTHR INORGANIC CHEMICALS	10 132	790	360	749 NONELEC MACH PTS,ACC NES	5	240	114
531 SYNT DYE,NAT INDGO,LAKES	74	212	97	764 TELECOM EQPT,PTS,ACC NES	6	73	36
533 PIGMENTS,PAINTS,ETC	146	161	70	772 SWITCHGEAR ETC & PTS NES	75	37	37
541 MEDICINAL ETC PRODUCTS	503	1 010	475	874 MEASURNG,CONTROLNG INSTR	160	78	78
551 ESSENTL OIL,PERFUME,ETC	12	86	40	897 GOLD,SILVER WARE,JEWELRY	137	59	59
553 PERFUMERY,COSMETICS,ETC	114	172	80	971 GOLD,NON MONETARY NES	149	65	65
554 SOAPS,CLEANING ETC PREPS	1 080	353	161	EXPORTS	128 847	98 395	46 571
562 FERTILIZERS MANUFACTURED	19 601	796	371				
582 PROD OF CONDENSATION ETC	3 330	701	337	022 MILK AND CREAM	1 714	298	141
583 PROD OF POLYMERIZING ETC	3 314	1 466	683	054 VEG ETC FRSH,SMPLY PRSVD	490	100	44
591 PESTICIDES,DISINFECTANTS	1 133	1 518	714	061 SUGAR AND HONEY	6 148	301	136
592 STARCH,INULIN, GLUTEN,ETC	182	99	47	062 SUGAR PREPS NON-COCOA	144	119	56
598 MISC CHEMICAL PRODS NES	6 507	1 657	797	098 EDIBLE PRODCTS,PREPS NES	136	77	34
625 RUBBER TYRES,TUBES	474	183	82	111 NON-ALCOHL BEVERAGES NES	3 769	609	286
628 RUBBER ARTICLES NES	141	305	139	112 ALCOHOLIC BEVERAGES	2 222	569	263
634 VENEERS,PLYWOOD,ETC	1 760	189	86	278 OTHER CRUDE MINERALS	3 919	187	89
641 PAPER AND PAPERBOARD	1 596	738	341	512 ALCOHOLS,PHENOLS,ETC	602	276	129
642 ARTICLES OF PAPER ETC	173	463	216	533 PIGMENTS,PAINTS,ETC	147	195	92
651 TEXTILE YARN AND THREAD	100	866	404	541 MEDICINAL ETC PRODUCTS	265	1 153	535
653 WOVN MAN-MADE FIB FABRIC	25	92	44	551 ESSENTL OIL,PERFUME,ETC	63	157	70
655 KNIT ETC FABRICS	42	210	96	553 PERFUMERY,COSMETICS,ETC	427	894	406
657 SPECIAL TEXTILE ETC PROD	137	231	105	554 SOAPS,CLEANING ETC PREPS	82	74	33
661 CEMENT ETC BUILDING PROD	62 446	1 203	567	583 PROD OF POLYMERIZING ETC	61	87	40
662 CLAY,REFRACTORY BLDG PRD	4 419	1 025	463	591 PESTICIDES,DISINFECTANTS	59	124	54
663 OTH NONMETAL MINERAL MFS	1 334	567	271	598 MISC CHEMICAL PRODS NES	1 810	741	338



## 7 IMPORTS AND EXPORTS (SPECIAL TRADE) BY COUNTRIES OF PRODUCTION AND CONSUMPTION AND BY GROUPS OF THE SITC-REV. II 1986

GROUP DESCRIPTION	DT = 100 KG	1 000 DM	1 000 \$	GROUP DESCRIPTION	DT = 100 KG	1 000 DM	1 000 \$
621 MATERIALS OF RUBBER	805	170	83	771 ELECTRIC POWER MACHY NES		91	44
625 RUBBER TYRES, TUBES	197	173	77	792 AIRCRAFT	16	197	87
628 RUBBER ARTICLES NES	23	88	41	831 TRAVEL GOODS, HANDBAGS	86	492	230
635 WOOD MANUFACTURES NES	1 559	724	352	842 MENS OUTERWEAR NOT KNIT	1 302	3 853	1 805
641 PAPER AND PAPERBOARD	779	255	117	843 WOMENS OUTERWEAR NONKNIT	1 033	3 150	1 478
642 ARTICLES OF PAPER ETC	738	330	153	848 HEADGEAR, NONXTL CLOTHNG	2	65	32
651 TEXTILE YARN AND THREAD	24	111	50	874 MEASURNG, CONTROLNG INSTR	1	385	171
657 SPECIAL TEXTILE ETC PROD	77	126	61	892 PRINTED MATTER	129	177	83
659 FLOOR COVERINGS ETC	125	202	98	894 TOYS, SPORTING GOODS, ETC	14	85	39
662 CLAY, REFRACTORY BLDG PRD	806	97	46	897 GOLD, SILVER WARE, JEWELRY	1	105	51
663 OTH NONMETAL MINERAL MFS	313	112	52				
664 GLASS	1 640	254	122	EXPORTS	612 075	607 594	279 101
665 GLASSWARE	116	256	112				
666 POTTERY	135	1 025	483	001 LIVE ANIMALS	80	601	277
673 IRON AND STEEL SHAPES	3 303	351	174	022 MILK AND CREAM	7 210	1 882	890
674 IRN, STL UNIV, PLATE, SHEET	4 468	306	152	048 CEREAL ETC PREPARATIONS	4 650	567	278
678 IRON, STL TUBES, PIPES, ETC	3 500	699	327	061 SUGAR AND HONEY	931	127	58
682 COPPER EXC CEMENT COPPER	218	176	84	081 FEEDING STUFF FOR ANJMLS	4 038	1 822	825
684 ALUMINIUM	351	229	114	098 EDIBLE PRODUCTS, PREPS NES	1 091	395	179
693 WIRE PRODUCTS NON ELECTR	1 118	576	261	112 ALCOHOLIC BEVERAGES	515	357	158
694 STL, COPPR NAILS, NUTS, ETC	409	200	92	233 RUBBER, SYNTHETIC, RECLAIMD	7 218	3 157	1 408
695 TOOLS	324	688	317	251 PULP AND WASTE PAPER	608	146	69
696 CUTLERY	32	254	117	266 SYNTHETIC FIBRE TO SPIN	2 709	810	404
697 BASE MTL HOUSEHOLD EQUIP	260	352	170	278 OTHER CRUDE MINERALS	9 481	821	367
699 OTHER METAL MANUFACTURES	379	779	348	287 BASE METAL ORES, CONC NES	1 118	153	71
711 STEAM BOILERS & AUX PLNT	367	446	222	291 CRUDE ANIMAL MTRIALS NES	42	608	292
712 STEAM ENGINES, TURBINES	275	1 923	915	292 CRUDE VEG MATERIALS NES	1 236	2 729	1 264
713 INTRNL COMBUS PISTN ENGN	334	1 866	819	334 PETROLEUM PRODUCTS, REFIN	4 539	2 682	1 224
722 TRACTORS NON-ROAD	40	69	30	335 RESIDUAL PETRLM PROD NES	804	218	102
723 CIVIL ENGINEERG EQUIP ETC	103	141	62	411 ANIMAL OILS AND FATS	320	108	51
726 PRINTG, BKBINDG MACHY, PTS	12	74	36	431 PROCESD ANML VEG OIL, ETC	2 022	452	200
727 FOOD MACHRY NON-DOMESTIC	13	69	36	511 HYDROCARBONS NES, DERIVS	6 779	1 608	736
728 OTH MACHY FOR SPCL INDUS	40	266	125	512 ALCOHOLS, PHENOLS, ETC	18 067	3 614	1 660
741 HEATING, COOLING EQUIPMNT	150	526	233	513 ORGANIC ACIDS, ETC	28 007	11 198	5 118
742 PUMPS FOR LIQUIDS ETC	29	497	241	514 NITROGEN-FUNCTN COMPOUNDS	17 981	12 108	5 573
743 PUMPS NES, CENTRIFUGES ETC	76	610	291	515 ORG-INORG COMPOUNDS ETC	7 197	19 559	8 877
744 MECHANICAL HANDLING EQU	24	78	34	516 OTHER ORGANIC CHEMICALS	3 638	3 701	1 720
745 NONELEC MACHY, TOOLS NES	74	237	107	522 INORG ELEMNTS, OXIDES, ETC	45 502	7 974	3 648
749 NONELEC MACH PTS, ACC NES	107	463	213	523 OTHR INORGANIC CHEMICALS	30 630	5 137	2 299
751 OFFICE MACHINES	30	130	56	531 SYNT DYE, NAT INDGO, LAKES	5 932	17 573	8 018
761 TELEVISION RECEIVERS	54	132	59	532 DYES NES, TANNING PRODS	1 855	650	302
764 TELECOM EQPT, PTS, ACC NES	10	220	99	533 PIGMENTS PAINTS, ETC	7 432	4 728	2 181
771 ELECTRIC POWER MACHY NES	119	115	55	541 MEDICINAL ETC PRODUCTS	2 091	26 614	12 185
772 SWITCHGEAR ETC & PTS NES	158	606	280	551 ESSENTL OIL, PERFUME, ETC	575	2 386	1 085
773 ELECTR DISTRIBUTING MACH	1 186	658	317	553 PERFUMERY, COSMETICS, ETC	93	131	59
774 ELECTRO-MODCL, XRAY EQUIP	1	86	37	554 SOAPS, CLEANING ETC PREPS	9 816	3 917	1 778
775 HOUSEHOLD TYPE EQUIP NES	44	223	103	562 FERTILIZERS MANUFACTURED	3 302	1 296	604
778 ELECTRICAL MACHINERY NES	44	288	130	582 PROD OF CONDENSATION ETC	13 911	8 563	3 946
781 PASS MOTOR VEH EXC BUSES	795	3 201	1 467	583 PROD OF POLYMERIZING ETC	50 829	13 028	5 997
782 LORRIES, SPCL MTR VEH NES	41	145	71	584 CELLULOSE DERIVATVS ETC	2 376	3 708	1 695
784 MOTOR VEHCL PTS, ACC NES	50	228	104	585 PLASTIC MATERIALS NES	226	629	293
786 VEH NES NONMOTR TRAILERS	6 744	7 016	3 294	591 PESTICIDES, DISINFECTANTS	5 795	14 565	6 366
793 SHIPS AND BOATS	58 584	43 025	20 765	592 STARCH, INULIN, GLUTEN, ETC	682	907	419
812 PLUMB, HEATNG, LGHTNG EQU	279	615	291	598 MISC CHEMICAL PRODS NES	25 343	12 185	5 618
821 FURNITURE	2 785	1 745	827	605 INDUSTRIAL PLANT, CHAP 73	997	1 278	574
831 TRAVEL GOODS, HANDBAGS	40	247	115	621 MATERIALS OF RUBBER	401	516	237
842 MENS OUTERWEAR NOT KNIT	31	403	186	625 RUBBER TYRES, TUBES	84	80	39
843 WOMENS OUTERWEAR NONKNIT	6	236	111	628 RUBBER ARTICLES NES	174	749	352
844 UNDERWEAR NOT KNIT	18	193	87	635 WOOD MANUFACTURES NES	48	101	50
845 OUTERWEAR KNIT NONELASTC	3	123	51	641 PAPER AND PAPERBOARD	7 488	3 962	1 839
846 UNDERWEAR KNITTED	11	166	79	642 ARTICLES OF PAPER ETC	504	586	269
851 FOOTWEAR	90	461	214	651 TEXTILE YARN AND THREAD	1 669	1 815	849
872 MEDICAL INSTRUMENTS NES	9	169	79	653 WOVN MAN-MADE FIB FABRIC	183	868	400
874 MEASURNG, CONTROLNG INSTR	23	872	417	655 KNIT ETC FABRICS	202	429	197
881 PHOTO APPAR & EQUIPT NES	11	214	102	657 SPECIAL TEXTILE ETC PROD	466	1 615	732
884 OPTICAL GOODS NES	7	618	282	658 TEXTILE ARTICLES NES	340	568	252
885 WATCHES AND CLOCKS	30	384	176	662 CLAY, REFRACTORY BLDG PRD	9 143	1 448	645
892 PRINTED MATTER	51	118	57	663 OTH NONMETAL MINERAL MFS	842	1 147	532
893 ARTICLES OF PLASTIC NES	1 263	1 480	698	664 GLASS	2 778	2 539	1 191
894 TOYS, SPORTING GOODS, ETC	174	645	309	665 GLASSWARE	632	963	436
895 OFFICE SUPPLIES NES	54	271	119	667 PEARL, PREC-, SEMI-P STONE		417	194
897 GOLD, SILVER WARE, JEWELRY	8	7 027	3 255	671 PIG IRON ETC	1 336	248	113
898 MUSICAL INSTRUMENTS, PTS	20	105	46	673 IRON AND STEEL SHAPES	9 047	1 836	864
899 OTHER MANUFACTURED GOODS	74	216	100	674 IRN, STL UNIV, PLATE, SHEET	128 768	10 361	4 923
951 WAR FIREARMS, AMMUNITION	28	175	77	675 IRON, STEEL HOOP, STRIP	3 350	1 481	678
				677 IRN, STL WIRE EXCL W ROD	555	327	149
				678 IRON, STL TUBES, PIPES, ETC	5 534	1 619	746
				681 SILVER, PLATINUM, ETC		195	89
				682 COPPER EXC CEMENT COPPER	1 963	1 476	665
				683 NICKEL	38	127	58
				684 ALUMINIUM	708	822	375
				691 STRUCTURES AND PARTS NES	5 970	6 274	2 862
				692 METAL TANKS, BOXES, ETC	176	173	85
				693 WIRE PRODUCTS NON ELECTR	82	235	109
				694 STL, COPPR NAILS, NUTS, ETC	193	356	159
				695 TOOLS	3 640	7 652	3 500
				696 CUTLERY	77	470	212
				697 BASE MTL HOUSEHOLD EQUIP	94	161	72
				699 OTHER METAL MANUFACTURES	3 023	3 027	1 414
				703 INDUSTRIAL PLANT, CHAP 85	8 930	62 252	27 367
				712 STEAM ENGINES, TURBINES	114	1 252	619
				713 INTRNL COMBUS PISTN ENGN	3 322	11 840	5 491
				714 ENGINES & MOTORS NES	12	2 832	1 307
				716 ROTATING ELECTRIC PLANT	1 407	2 627	1 195
				718 OTH POWER GENERATG MACHY	230	2 620	1 097
				721 AGRIC MACHY, EXC TRACTORS	1 547	1 719	823
				722 TRACTORS NON-ROAD	3 959	3 277	1 608
				723 CIVIL ENGINEERG EQUIP ETC	9 096	12 514	5 639
				724 TEXTILE, LEATHER MACHNRY	7 548	38 622	18 110
				725 PAPER ETC MILL MACHINERY	1 710	6 338	2 786
				726 PRINTG, BKBINDG MACHY, PTS	1 008	6 137	2 834
				727 FOOD MACHRY NON-DOMESTIC	407	2 438	1 192
				728 OTH MACHY FOR SPCL INDUS	6 408	25 028	11 610
				736 MACHINE TOOLS FOR METAL	1 935	4 769	2 223
				737 METALWORKING MACHNRY NES	1 026	1 507	683
COLOMBIA							
IMPORTS	4 357 372	2 136 426	995 486				
034 FISH FRESH, CHILLED, FROZN	99	1 360	632	684 ALUMINIUM	708	822	375
057 FRUIT, NUTS, FRESH, DRIED	1 208 641	137 248	63 556	691 STRUCTURES AND PARTS NES	5 970	6 274	2 862
058 FRUIT PRESERVED, PREPARED	3 426	785	366	692 METAL TANKS, BOXES, ETC	176	173	85
061 SUGAR AND HONEY	733	254	117	693 WIRE PRODUCTS NON ELECTR	82	235	109
071 COFFEE AND SUBSTITUTES	1 933 463	1 872 015	873 897	694 STL, COPPR NAILS, NUTS, ETC	193	356	159
072 COCOA	3 382	2 106	903	695 TOOLS	3 640	7 652	3 500
121 TOBACCO UNMNFCTRD, REFUSE	5 797	9 129	4 077	696 CUTLERY	77	470	212
222 SEEDS FOR SOFT/FIXED OIL	705	156	77	697 BASE MTL HOUSEHOLD EQUIP	94	161	72
263 COTTON	45 937	12 235	5 737	699 OTHER METAL MANUFACTURES	3 023	3 027	1 414
289 PREC METAL ORE, WASTE NES		810	379	703 INDUSTRIAL PLANT, CHAP 85	8 930	62 252	27 367
291 CRUDE ANIMAL MTRIALS NES	643	252	118	712 STEAM ENGINES, TURBINES	114	1 252	619
292 CRUDE VEG MATERIALS NES	19 764	22 535	10 352	713 INTRNL COMBUS PISTN ENGN	3 322	11 840	5 491
322 COAL, LIGNITE, PEAT	1 051 358	10 514	4 664	714 ENGINES & MOTORS NES	12	2 832	1 307
592 STARCH, INULIN, GLUTEN, ETC	8 354	8 223	3 670	716 ROTATING ELECTRIC PLANT	1 407	2 627	1 195
611 LEATHER	2 090	4 088	1 919	718 OTH POWER GENERATG MACHY	230	2 620	1 097
612 LEATHER ETC MANUFACTURES	1 166	4 279	2 028	721 AGRIC MACHY, EXC TRACTORS	1 547	1 719	823
634 VENEERS, PLYWOOD, ETC	490	174	77	722 TRACTORS NON-ROAD	3 959	3 277	1 608
651 TEXTILE YARN AND THREAD	12 492	8 001	3 580	723 CIVIL ENGINEERG EQUIP ETC	9 096	12 514	5 639
652 COTTON FABRICS, WOVEN	6 655	5 633	2 535	724 TEXTILE, LEATHER MACHNRY	7 548	38 622	18 110
658 TEXTILE ARTICLES NES	350	249	120	725 PAPER ETC MILL MACHINERY	1 710	6 338	2 786
667 PEARL, PREC-, SEMI-P STONE		1 221	570	726 PRINTG, BKBINDG MACHY, PTS	1 008	6 137	2 834
671 PIG IRON ETC	43 471	16 676	7 573	727 FOOD MACHRY NON-DOMESTIC	407	2 438	1 192
714 ENGINES & MOTORS NES	20	1 298	592	728 OTH MACHY FOR SPCL INDUS	6 408	25 028	11 610
736 MACHINE TOOLS FOR METAL	147	118	53	736 MACHINE TOOLS FOR METAL	1 935	4 769	2 223
764 TELECOM EQPT, PTS, ACC NES	362	2 114	916	737 METALWORKING MACHNRY NES	1 026	1 507	683



7 IMPORTS AND EXPORTS (SPECIAL TRADE) BY COUNTRIES OF PRODUCTION AND CONSUMPTION AND BY GROUPS OF THE SITC-REV. II 1986

GROUP DESCRIPTION	DT = 100 KG	1 000 DM	1 000 \$	GROUP DESCRIPTION	DT = 100 KG	1 000 DM	1 000 \$
741 HEATING, COOLING EQUIPMNT	1 197	4 953	2 296	335 RESIDUAL PETRLM PROD NES	3 303	753	351
742 PUMPS FOR LIQUIDS ETC	862	4 274	1 933	424 FIXED VEG OIL NONSOFT	1 516	263	118
743 PUMPS NES, CENTRIFUGES ETC	1 224	4 740	2 175	431 PROCESD ANML VEG OIL, ETC	7 302	1 962	912
744 MECHANICAL HANDLING EQU	2 104	4 012	1 889	511 HYDROCARBONS NES, DERIVS	2 979	1 060	508
745 NONELEC MACHY, TOOLS NES	2 276	11 559	5 369	512 ALCOHOLS, PHENOLS, ETC	17 243	4 843	2 252
749 NONELEC MACH PTS, ACC NES	2 303	10 033	4 580	513 ORGANIC ACIDS, ETC	11 431	4 880	2 270
751 OFFICE MACHINES	226	2 000	942	514 NITROGEN-FUNCTN COMPOUNDS	27 680	17 980	8 377
752 AUTOMTIC DATA PROC EQUIP	114	1 791	828	515 ORG-INORG COMPOUNDS ETC	2 981	15 810	7 216
759 OFFICE & ADP MCH PTS, ACC	15	315	146	516 OTHER ORGANIC CHEMICALS	14 252	6 189	2 895
762 RADIO BROADCAST RECEIVRS	6	120	51	522 INORG ELEMNTS, OXIDES, ETC	109 627	10 889	5 082
763 SOUND RECORDRS, PHONOGRPH	19	252	111	523 OTHR INORGANIC CHEMICALS	83 158	7 971	3 686
764 TELECOM EQPT, PTS, ACC NES	1 729	20 587	9 505	531 SYNT DYE, NAT INDGO, LAKES	4 898	15 737	7 273
771 ELECTRIC POWER MACHY NES	290	1 341	621	532 DYES NES, TANNING PRODS	23 291	4 425	2 084
772 SWITCHGEAR ETC & PTS NES	1 801	11 021	5 162	533 PIGMENTS, PAINTS, ETC	24 014	10 295	4 750
773 ELECTR DISTRIBUTING MACH	130	456	215	541 MEDICINAL ETC PRODUCTS	3 013	22 135	10 280
774 ELECTRO-MEDCL, XRAY EQUIP	631	7 172	3 448	551 ESSENTL OIL, PERFUME, ETC	3 245	9 199	4 243
775 HOUSEHOLD TYPE EQUIP NES	159	414	198	553 PERFUMERY, COSMETICS, ETC	94	282	121
776 TRANSISTORS, VALVES, ETC	4	1 211	595	554 SOAPS, CLEANING ETC PREPS	6 612	3 067	1 429
778 ELECTRICAL MACHINERY NES	2 609	10 095	4 719	562 FERTILIZERS MANUFACTURED	893	240	115
781 PASS MOTOR VEH EXC BUSES	3 759	12 460	5 785	562 PROD OF CONDENSATION ETC	21 781	13 529	6 365
782 LORRIES, SPCL MTR VEH NES	1 248	1 661	788	583 PROD OF POLYMERIZING ETC	55 059	12 578	5 817
784 MOTOR VEHCL PTS, ACC NES	4 287	9 563	4 387	584 CELLULOSE DERIVATIVES ETC	5 222	5 137	2 382
785 MOTOR & OTHER CYCLES ETC	363	439	208	585 PLASTIC MATERIALS NES	191	856	379
786 VEH NES NONMOTR, TRAILERS	127	130	59	591 PESTICIDES, DISINFECTANTS	9 753	8 130	3 697
791 RAILWAY VEHICLES	241	222	110	592 STARCH, INULIN, GLUTEN, ETC	2 542	2 228	1 045
792 AIRCRAFT	34	4 515	2 267	598 MISC CHEMICAL PRODS NES	59 246	22 912	10 593
801 INDUSTRIAL PLANT, CHAP 90	175	1 400	627	605 INDUSTRIAL PLANT, CHAP 73	288	1 884	946
812 PLUMB, HEATNG, LGHTNG EQU	133	273	132	611 LEATHER	29	302	135
821 FURNITURE	73	390	185	612 LEATHER ETC MANUFACTURES	31	137	65
851 FOOTWEAR	30	151	67	621 MATERIALS OF RUBBER	478	876	414
871 OPTICAL INSTRUMENTS	30	1 179	548	625 RUBBER TYRES, TUBES	99	183	84
872 MEDICAL INSTRUMENTS NES	225	5 429	2 525	628 RUBBER ARTICLES NES	9 154	13 537	6 334
873 METERS & COUNTERS NES	31	480	224	634 VENEERS, PLYWOOD, ETC	177	89	43
874 MEASURNG, CONTROLNG INSTR	741	12 481	5 767	635 WOOD MANUFACTURES NES	85	145	70
881 PHOTO APPAR & EQUIPT NES	141	1 386	646	641 PAPER AND PAPERBOARD	13 749	7 061	3 260
882 PHOTO, CINEMA SUPPLIES	3 062	5 933	2 711	642 ARTICLES OF PAPER ETC	1 069	1 174	534
883 DEVELOPED CINEMA FILM	1	67	31	651 TEXTILE YARN AND THREAD	1 636	1 720	786
884 OPTICAL GOODS NES	6	631	295	652 COTTON FABRICS, WOVEN	355	2 031	951
885 WATCHES AND CLOCKS	48	453	209	653 WOVN MAN-MADE FIB FABRIC	301	2 059	963
892 PRINTED MATTER	1 541	4 136	1 855	654 OTH WOVN TEXTILE FABRIC	75	366	178
893 ARTICLES OF PLASTIC NES	402	1 071	495	655 KNIT ETC FABRICS	58	307	135
894 TOYS, SPORTING GOODS, ETC	52	232	103	657 SPECIAL TEXTILE ETC PROD	1 467	3 186	1 457
895 OFFICE SUPPLIES NES	157	1 612	742	658 TEXTILE ARTICLES NES	18	246	112
896 WORKS OF ART ETC		93	44	661 CEMENT ETC BUILDING PROD	2 362	436	204
897 GOLD, SILVER WARE, JEWELRY		1 371	603	662 CLAY, REFRACTORY BLDG PRD	10 154	1 969	915
898 MUSICAL INSTRUMENTS, PTS	93	567	259	663 OTH NONMETAL MINERAL MFS	4 884	4 420	2 036
899 OTHER MANUFACTURED GOODS	60	609	281	664 GLASS	3 690	2 064	940
951 WAR FIREARMS, AMMUNITION	28	976	444	665 GLASSWARE	249	628	296
				666 POTTERY	717	1 253	591
VENEZUELA				667 PEARL, PREC-, SEMI-P STONE		286	138
IMPORTS	66 945 555	1 494 508	676 513	671 PIG IRON ETC	5 955	1 801	860
057 FRUIT, NUTS, FRESH, DRIED	4 302	1 400	625	672 IRON, STL PRIMARY FORMS	79 066	5 214	2 332
058 FRUIT PRESERVED, PREPARED	2 602	765	344	673 IRON AND STEEL SHAPES	27 690	5 668	2 612
071 COFFEE AND SUBSTITUTES	29 547	21 535	10 174	674 IRN, STL UNIV, PLATE, SHEET	55 910	7 972	3 735
072 COCOA	1 031	685	318	675 IRON, STEEL HOOP, STRIP	10 673	2 028	959
281 IRON ORE, CONCENTRATES	6 656 750	28 758	13 526	676 RAILWAY RAILS ETC IRN, STL	451	59	30
289 PREC METAL ORE, WASTE NES	4	213	104	677 IRN, STL WIRE EXCL W ROD	1 313	1 303	605
291 CRUDE ANIMAL MTRIALS NES	1 847	320	149	678 IRON, STL TUBES, PIPES, ETC	82 430	12 567	5 643
292 CRUDE VEG MATERIALS NES	79	64	30	679 IRN, STL CASTINGS UNWORKE	7 205	2 521	1 253
323 BRIQUETS, COKE, SEMI-COKE	38 361	570	252	681 SILVER, PLATINUM, ETC		248	116
333 CRUDE PETROLEUM	57 557 479	1 296 075	586 707	682 COPPER EXC CEMENT COPPER	7 913	4 885	2 341
334 PETROLEUM PRODUCTS, REFIN	2 143 464	76 017	33 798	683 NICKEL	536	1 470	663
511 HYDROCARBONS NES, DERIVS	33 960	4 754	1 946	684 ALUMINIUM	70 648	44 128	20 278
522 INORG ELEMNTS, OXIDES, ETC	1 224	441	208	685 LEAD	613	127	58
598 MISC CHEMICAL PRODS NES	707	70	38	686 ZINC	900	306	143
611 LEATHER	3	67	34	691 STRUCTURES AND PARTS NES	161	390	181
651 TEXTILE YARN AND THREAD	78 662	10 042	4 401	692 METAL TANKS, BOXES, ETC	260	762	356
671 PIG IRON ETC	113 380	7 653	3 313	693 WIRE PRODUCTS NON ELECTR	259	421	195
673 IRON AND STEEL SHAPES	184 298	16 707	7 703	694 STL, COPPR NAILS, NUTS, ETC	555	892	422
674 IRN, STL UNIV, PLATE, SHEET	20 553	1 530	742	695 TOOLS	3 800	9 077	4 187
678 IRN, STL TUBES, PIPES, ETC	2 375	573	279	696 CUTLERY	1 234	5 083	2 302
682 COPPER EXC CEMENT COPPER	67 450	19 580	8 715	697 BASE MTL HOUSEHOLD EQUIP	20	71	34
684 ALUMINIUM	72	615	296	699 OTHER METAL MANUFACTURES	16 538	13 874	6 448
695 TOOLS	12	88	37	700 INDUSTRIAL PLANT, CHAP 84	23 492	34 076	14 481
728 OTH MACHY FOR SPCL INDUS	75	242	115	703 INDUSTRIAL PLANT, CHAP 85	2 761	7 069	2 925
743 PUMPS NES, CENTRIFUGES ETC	14	150	70	711 STEAM BOILERS & AUX PLNT	130	668	327
745 NONELEC MACHY, TOOLS NES	3	96	44	712 STEAM ENGINES, TURBINES	4	180	86
759 OFFICE & ADP MCH PTS, ACC	62	183	86	713 INTRNL COMBUS PISTN ENGN	6 209	16 549	7 918
784 MOTOR VEHCL PTS, ACC NES	29	87	38	716 ROTATING ELECTRIC PLANT	6 307	14 365	6 756
892 PRINTED MATTER	151	65	32	718 OTH POWER GENERATG MACHY	330	1 280	586
896 WORKS OF ART ETC	6	71	34	721 AGRIC MACHY, EXC TRACTORS	4 056	6 428	2 850
EXPORTS	1 381 062	1 062 674	492 734	722 TRACTORS NON-ROAD	14 590	13 870	6 354
001 LIVE ANIMALS	19	924	430	723 CIVIL ENGINEERG EQUIP ETC	10 556	8 868	4 122
024 CHEESE AND CURD	498	378	181	724 TEXTILE, LEATHER MACHNRY	12 311	53 983	25 224
037 FISH ETC PREPD PRSVD NES	62	192	90	725 PAPER ETC MILL MACHINERY	2 189	9 192	4 279
048 CEREAL ETC PREPARATIONS	135 650	7 339	3 521	726 PRINTG, BKBINDG MACHY, PTS	3 719	17 360	8 076
054 VEG ETC FRSH, SMPLY PRSVD	15 189	2 630	1 186	727 FOOD MACHRY NON-DOMESTIC	2 926	7 344	3 434
061 SUGAR AND HONEY	1 765	214	97	728 OTH MACHY FOR SPCL INDUS	14 924	64 879	30 086
081 FEEDING STUFF FOR ANIMLS	5 656	1 583	729	736 MACHINE TOOLS FOR METAL	1 725	9 882	4 635
098 EDIBLE PRODUCTS, PREPS NES	1 038	2 234	1 030	737 METALWORKING MACHNRY NES	21 333	14 391	6 622
112 ALCOHOLIC BEVERAGES	1 441	665	310	741 HEATING, COOLING EQUIPMNT	6 250	17 965	8 291
233 RUBBER, SYNTHTIC, RECLAIMD	28 774	8 724	3 996	742 PUMPS FOR LIQUIDS ETC	1 708	10 663	4 933
251 PULP AND WASTE PAPER	940	151	67	743 PUMPS NES, CENTRIFUGES ETC	3 681	16 625	7 896
263 COTTON	2 765	874	418	744 MECHANICAL HANDLING EQU	6 361	16 478	7 664
266 SYNTHETIC FIBRE TO SPIN	5 670	2 160	1 024	745 NONELEC MACHY, TOOLS NES	5 798	33 705	15 795
273 STONE, SAND AND GRAVEL	1 812	123	56	749 NONELEC MACH PTS, ACC NES	9 581	31 990	14 868
278 OTHER CRUDE MINERALS	8 213	871	399	751 OFFICE MACHINES	870	5 526	2 506
287 BASE METAL ORES, CONC NES	21 403	2 000	913	752 AUTOMTIC DATA PROC EQUIP	154	4 793	2 256
292 CRUDE VEG MATERIALS NES	3 423	10 188	4 618	759 OFFICE & ADP MCH PTS, ACC	171	2 574	1 214
334 PETROLEUM PRODUCTS, REFIN	3 346	1 606	738	762 RADIO BROADCAST RECEIVRS	5	94	43
				764 TELECOM EQPT, PTS, ACC NES	1 015	19 021	9 036
				771 ELECTRIC POWER MACHY NES	2 280	8 409	3 948
				772 SWITCHGEAR ETC & PTS NES	7 239	39 666	18 616
				773 ELECTR DISTRIBUTING MACH	1 401	3 899	1 804
				774 ELECTRO-MEDCL, XRAY EQUIP	228	8 235	3 866



7 IMPORTS AND EXPORTS (SPECIAL TRADE) BY COUNTRIES OF PRODUCTION AND CONSUMPTION AND BY GROUPS OF THE SITC-REV. II 1986

GROUP DESCRIPTION	DT * 100 KG	1 000 DM	1 000 \$	GROUP DESCRIPTION	DT * 100 KG	1 000 DM	1 000 \$
775 HOUSEHOLD TYPE EQUIP NES	177	706	307	728 OTH MACHY FOR SPCL INDUS	292	805	361
776 TRANSISTORS, VALVES, ETC	7	1 169	549	736 MACHINE TOOLS FOR METAL	18	97	44
778 ELECTRICAL MACHINERY NES	5 755	13 827	6 359	741 HEATING, COOLING EQUIPMNT	162	686	336
781 PASS MOTOR VEH EXC BUSES	2 989	13 923	6 586	744 MECHANICAL HANDLING EQU	570	735	346
782 LORRIES, SPCL MTR VEH NES	1 308	2 512	1 231	745 NONELEC MACHY, TOOLS NES	32	199	91
784 MOTOR VEHL PTS, ACC NES	15 421	36 602	17 062	749 NONELEC MACH PTS, ACC NES	52	252	114
786 VEH NES NONMOTR, TRAILERS	108	93	46	764 TELECOM EQPT, PTS, ACC NES	17	587	288
792 AIRCRAFT	2	130	60	772 SWITCHGEAR ETC & PTS NES	14	87	39
812 PLUMB, HEATING, LGHTNG EQU	231	573	261	773 ELECTR DISTRIBUTING MACH	145	75	34
821 FURNITURE	335	838	397	778 ELECTRICAL MACHINERY NES	14	92	43
843 WOMENS OUTERWEAR NONKNIT	6	119	45	781 PASS MOTOR VEH EXC BUSES	335	786	373
847 TXTL CLTHNG ACCESSRYS NES	7	97	48	784 MOTOR VEHL PTS, ACC NES	148	461	211
848 HEADGEAR, NONTXTL CLOTHNG	3	142	63	848 HEADGEAR, NONTXTL CLOTHNG	16	95	41
851 FOOTWEAR	71	393	177	872 MEDICAL INSTRUMENTS NES	10	116	50
871 OPTICAL INSTRUMENTS	82	2 265	1 031	873 METERS & COUNTERS NES	59	160	66
872 MEDICAL INSTRUMENTS NES	557	11 908	5 709	874 MEASURING, CONTROLING INSTR	8	178	80
873 METERS & COUNTERS NES	15	517	245	882 PHOTO, CINEMA SUPPLIES	84	134	58
874 MEASURING, CONTROLING INSTR	2 358	22 315	10 451	893 ARTICLES OF PLASTIC NES	134	214	100
881 PHOTO APPAR & EQUIPT NES	266	4 979	2 312				
882 PHOTO, CINEMA SUPPLIES	2 011	5 636	2 529	FRENCH GUIAN			
884 OPTICAL GOODS NES	2	399	184				
885 WATCHES AND CLOCKS	73	916	423	IMPORTS	694	954	418
892 PRINTED MATTER	2 470	4 798	2 298				
893 ARTICLES OF PLASTIC NES	1 478	3 641	1 701	211 HIDES, SKINS, UNDRESSED	173	349	159
894 TOYS, SPORTING GOODS, ETC	27	122	55	714 ENGINES & MOTORS NES	1	98	40
895 OFFICE SUPPLIES NES	734	4 106	1 931				
897 GOLD, SILVER WARE, JEWELRY		939	450	EXPORTS	16 496	17 516	8 187
898 MUSICAL INSTRUMENTS, PTS	1 223	4 644	2 136				
899 OTHER MANUFACTURED GOODS	253	1 475	679	112 ALCOHOLIC BEVERAGES	1 387	207	96
951 WAR FIREARMS, AMMUNITION	17	1 269	600	122 TOBACCO MFERS	58	173	78
961 COIN NONGOLD, NONCURRENT	2 121	1 930	963	278 OTHER CRUDE MINERALS	1 926	67	32
				625 RUBBER TYRES, TUBES	166	140	66
GUYANA				673 IRON AND STEEL SHAPES	3 959	324	146
IMPORTS	1 454 614	39 280	18 013	691 STRUCTURES AND PARTS NES	1 831	3 176	1 595
034 FISH FRESH, CHILLED, FROZN	5	69	32	695 TOOLS	36	90	40
042 RICE	8 731	727	314	699 OTHER METAL MANUFACTURES	32	71	32
112 ALCOHOLIC BEVERAGES	21 548	3 248	1 514	714 ENGINES & MOTORS NES	18	387	161
287 BASE METAL ORES, CONC NES	1 408 872	32 981	15 074	723 CIVIL ENGINEERG EQUIP ETC	717	298	145
512 ALCOHOLS PHENOLS, ETC	15 218	1 659	800	727 FOOD MACHRY NON-DOMESTIC	511	2 028	911
941 ZOO ANIMALS, PETS	38	547	254	728 OTH MACHY FOR SPCL INDUS	1 374	1 965	867
EXPORTS	56 357	10 383	4 872	744 MECHANICAL HANDLING EQU	271	241	106
061 SUGAR AND HONEY	2 136	110	52	745 NONELEC MACHY, TOOLS NES	39	227	108
512 ALCOHOLS, PHENOLS, ETC	50	79	35	762 RADIO BROADCAST RECEIVRS	10	71	35
516 OTHER ORGANIC CHEMICALS	85	87	40	775 HOUSEHOLD TYPE EQUIP NES	61	114	51
522 INORG ELEMNTS OXIDES, ETC	16 039	140	63	778 ELECTRICAL MACHINERY NES	74	73	34
523 OTHER INORGANIC CHEMICALS	2 239	320	147	781 PASS MOTOR VEH EXC BUSES	1 963	5 573	2 614
562 FERTILIZERS MANUFACTURED	30 000	453	200	782 LORRIES, SPCL MTR VEH NES	149	153	74
628 RUBBER ARTICLES NES	26	92	42	784 MOTOR VEHL PTS, ACC NES	192	693	320
695 TOOLS	49	124	56	893 ARTICLES OF PLASTIC NES	277	220	111
713 INTRNL COMBUS PISTN ENGN	29	110	53				
722 TRACTORS NON-ROAD	194	436	214	ECUADOR			
723 CIVIL ENGINEERG EQUIP ETC	157	568	244	IMPORTS	1 898 179	260 328	119 132
728 OTH MACHY FOR SPCL INDUS	214	818	392	056 VEGTBLES ETC PRSDV, PREPD	3 731	2 033	942
744 MECHANICAL HANDLING EQU	544	736	363	057 FRUIT, NUTS, FRESH, DRIED	1 546 238	178 059	81 126
749 NONELEC MACH PTS, ACC NES	14	66	31	058 FRUIT PRESERVED, PREPARED	3 527	1 986	901
781 PASS MOTOR VEH EXC BUSES	465	1 807	836	071 COFFEE AND SUBSTITUTES	35 672	32 450	15 223
782 LORRIES, SPCL MTR VEH NES	2 327	2 651	1 267	072 COCOA	32 447	16 071	8 247
783 ROAD MOTOR VEHICLES NES	134	219	108	074 TEA AND MATE	328	65	33
784 MOTOR VEHL PTS, ACC NES	92	477	235	081 FEEDING STUFF FOR ANIMLS	211 098	13 549	6 245
				121 TOBACCO UNMNFCTRD, REFUSE	478	351	170
SURINAME				248 WOOD SHAPED	3 507	3 070	1 402
IMPORTS	652 399	83 053	38 028	265 VEG FIBRE, EXCL COTN JUTE	3 984	1 275	548
042 RICE	203 609	21 456	9 697	289 PREC METAL ORE, WASTE NES	6	212	106
071 COFFEE AND SUBSTITUTES	350	274	134	291 CRUDE ANIMAL MTRIALS NES	63	78	36
072 COCOA	9 037	4 000	1 802	292 CRUDE VEG MATERIALS NES	577	531	240
247 OTH WOOD ROUGH, SQUARED	18 547	853	401	411 ANIMAL OILS AND FATS	43 218	3 308	1 462
287 BASE METAL ORES, CONC NES	241 451	5 814	2 910	431 PROCESD ANML VEG OIL ETC	11 466	538	232
288 NONFERR METAL SCRAP NES	1 756	165	75	532 DYES NES, TANNING PRODS	14	101	47
431 PROCESD ANML VEG OIL, ETC	5 003	590	253	541 MEDICINAL ETC PRODUCTS	10	595	280
684 ALUMINIUM	172 329	49 748	22 687	634 VENEERS, PLYWOOD, ETC	207	134	63
EXPORTS	45 463	15 395	7 073	941 ZOO ANIMALS, PETS	5	178	81
048 CEREAL ETC PREPARATIONS	344	79	39	971 GOLD, NON MONETARY NES	2 446	1 141	1 141
278 OTHER CRUDE MINERALS	24 597	490	224				
515 ORG-INORG COMPOUNDS ETC	450	122	52	022 MILK AND CREAM	2 050	549	271
523 OTHER INORGANIC CHEMICALS	807	91	39	048 CEREAL ETC PREPARATIONS	102	321	150
533 PIGMENTS, PAINTS, ETC	353	229	101	061 SUGAR AND HONEY	812	193	86
541 MEDICINAL ETC PRODUCTS	134	295	140	081 FEEDING STUFF FOR ANIMLS	2 451	939	431
582 PROD OF CONDENSATION ETC	95	108	47	098 EDIBLE PRODCTS, PREPS NES	39	109	49
583 PROD OF POLYMERIZING ETC	5 673	1 091	486	ALCOHOLIC BEVERAGES	505	286	132
591 PESTICIDES, DISINFECTANTS	755	772	365	233 RUBBER, SYNTHETIC, RECLAIMD	12 370	2 830	1 261
611 LEATHER	12	87	39	266 SYNTHETIC FIBRE TO SPIN	15 705	4 821	2 239
628 RUBBER ARTICLES NES	38	125	54	267 OTHER MAN-MADE FIBRES	291	160	70
641 PAPER AND PAPERBOARD	1 232	319	141	278 OTHER CRUDE MINERALS	918	137	59
642 ARTICLES OF PAPER ETC	326	167	77	292 CRUDE VEG MATERIALS NES	162	218	96
651 TEXTILE YARN AND THREAD	26	126	55	334 PETROLEUM PRODUCTS, REFIN	1 368	515	234
663 OTH NONMETAL MINERAL MFS	67	84	39	335 RESIDUAL PETRLM PROD NES	21 229	2 096	961
673 IRON AND STEEL SHAPES	834	108	49	431 PROCESD ANML VEG OIL, ETC	2 417	548	251
679 IRN, STL CASTINGS UNWORKE	480	113	55	511 HYDROCARBONS NES, DERIVS	3 004	701	325
691 STRUCTURES AND PARTS NES	154	126	55	512 ALCOHOLS, PHENOLS, ETC	7 094	1 555	712
695 TOOLS	101	171	51	513 ORGANIC ACIDS, ETC	1 785	5 047	2 285
697 BASE MTL HOUSEHOLD EQUIP	315	314	141	514 NITROGEN-FUNCTN COMPOUNDS	2 928	3 565	1 648
699 OTHER METAL MANUFACTURES	276	444	208	515 ORG-INORG COMPOUNDS ETC	925	8 164	3 732
716 ROTATING ELECTRIC PLANT	29	95	45	516 OTHER ORGANIC CHEMICALS	2 530	907	409
718 OTH POWER GENERATG MACHY	51	151	80	522 INORG ELEMNTS, OXIDES, ETC	15 289	2 416	1 088
723 CIVIL ENGINEERG EQUIP ETC	1 895	2 165	1 017	523 OTHER INORGANIC CHEMICALS	21 864	2 643	1 183
724 TEXTILE, LEATHER MACHNRY	22	77	33	531 SYNT DYE, NAT INDOGO, LAKES	2 329	6 638	3 048
727 FOOD MACHRY NON-DOMESTIC	10	87	41	532 DYES NES, TANNING PRODS	1 973	4 429	1 888
				533 PIGMENTS, PAINTS, ETC	7 349	4 870	2 251
				541 MEDICINAL ETC PRODUCTS	3 454	29 101	13 389
				551 ESSENTL OIL, PERFUME, ETC	848	3 157	1 447
				553 PERFUMERY, COSMETICS, ETC	29	115	51



## 7 IMPORTS AND EXPORTS (SPECIAL TRADE) BY COUNTRIES OF PRODUCTION AND CONSUMPTION AND BY GROUPS OF THE SITC-REV. II 1986

GROUP DESCRIPTION	DT * 100 KG	1 000 DM	1 000 \$	GROUP DESCRIPTION	DT * 100 KG	1 000 DM	1 000 \$
554 SOAPS, CLEANING ETC PREPS	5 786	2 188	987	PERU			
562 FERTILIZERS MANUFACTURED	25 208	1 389	634				
572 EXPLOSIVES, PYROTECH PROD	66	444	199	IMPORTS	4 064 148	422 025	194 526
582 PROD OF CONDENSATION ETC	29 531	8 268	3 797				
583 PROD OF POLYMERIZING ETC	33 294	7 790	3 601	034 FISH FRESH, CHILLED, FROZN	669	581	272
584 CELLULOSE DERIVATIVES ETC	2 434	1 417	653	054 VEG ETC FRSH, SMPLY PRSVD	380	218	99
591 PESTICIDES, DISINFECTANTS	13 549	13 294	6 032	056 VEGTBLES ETC PRSVD, PREPD	12 788	3 303	1 516
592 STARCH, INULIN, GLUTEN, ETC	1 093	842	388	057 FRUIT, NUTS, FRESH, DRIED	8 270	3 473	1 619
598 MISC CHEMICAL PRODS NES	10 919	6 975	3 213	058 FRUIT PRESERVED, PREPARED	18 711	4 807	2 209
621 MATERIALS OF RUBBER	343	353	158	071 COFFEE AND SUBSTITUTES	33 716	28 235	13 162
625 RUBBER TYRES, TUBES	436	377	179	072 COCOA	350	377	168
628 RUBBER ARTICLES NES	319	1 107	506	081 FEEDING STUFF FOR ANIMLS	2 105 175	136 241	63 120
635 WOOD MANUFACTURES NES	49	102	46	121 TOBACCO UNMNFCTRD, REFUSE	292	202	95
641 PAPER AND PAPERBOARD	1 864	844	390	263 COTTON	17 541	7 313	3 384
642 ARTICLES OF PAPER ETC	165	317	140	268 WOOL (EXC TOPS), ANML HAIR	6 373	9 719	4 483
651 TEXTILE YARN AND THREAD	571	655	291	271 FERTILIZERS, CRUDE	15 079	1 387	655
653 WOVN MAN-MADE FIB FABRIC	211	441	190	281 IRON ORE, CONCENTRATES	12 630	84	37
657 SPECIAL TEXTILE ETC PROD	529	1 708	781	287 BASE METAL ORES, CONC NES	1 195 201	72 612	33 015
658 TEXTILE ARTICLES NES	1	73	35	288 NONFERR METAL SCRAP NES	743	440	221
662 CLAY, REFRACTORY BLOC PROD	16 621	2 855	1 327	289 PREC METAL ORE, WASTE NES	15 426	11 181	5 091
663 OTH NONMETAL MINERAL MFS	4 261	1 511	683	291 CRUDE ANIMAL MTRIALS NES	1 258	913	421
664 GLASS	6 522	868	398	292 CRUDE VEG MATERIALS NES	2 308	3 057	1 424
665 GLASSWARE	1 229	974	457	411 ANIMAL OILS AND FATS	353 640	18 405	8 510
666 POTTERY	122	302	140	522 INORG ELEMNTS, OXIDES, ETC	3 243	863	410
672 IRON, STL PRIMARY FORMS	3 848	270	119	523 OTHR INORGANIC CHEMICALS	155	122	56
673 IRON AND STEEL SHAPES	4 058	662	305	532 DYES NES, TANNING PRODS	341	1 845	849
674 IRN, STL UNIV. PLATE, SHEET	113 867	12 833	6 095	541 MEDICINAL ETC PRODUCTS	6	552	246
675 IRON, STEEL HOOP, STRIP	5 059	793	352	611 LEATHER	292	1 336	612
678 IRON, STL TUBES, PIPES, ETC	811	222	102	613 FUR SKINS TANNED, DRESSED	61	296	137
682 COPPER EXC CEMENT COPPER	326	306	142	635 WOOD MANUFACTURES NES	43	118	56
683 NICKEL	39	144	65	651 TEXTILE YARN AND THREAD	23 311	25 901	11 754
684 ALUMINIUM	5 890	5 118	2 322	652 COTTON FABRICS, WOVEN	8 922	8 314	3 658
691 STRUCTURES AND PARTS NES	518	159	72	653 WOVN MAN-MADE FIB FABRIC	812	1 016	472
692 METAL TANKS, BOXES, ETC	266	647	302	654 OTH WOVEN TEXTILE FABRIC	95	556	255
693 WIRE PRODUCTS NON ELECTR	780	325	146	658 TEXTILE ARTICLES NES	215	514	237
694 STL, COPPR NAILS, NUTS, ETC	1 056	609	273	659 FLOOR COVERINGS ETC	29	113	54
695 TOOLS	2 857	5 192	2 373	663 OTH NONMETAL MINERAL MFS	2 090	1 747	810
696 CUTLERY	170	767	353	666 POTTERY	37	79	39
697 BASE MTL HOUSEHOLD EQUIP	116	285	137	667 PEARL, PREC-, SEMI-P STONE	87	82	39
699 OTHER METAL MANUFACTURES	1 058	1 627	758	681 SILVER, PLATINUM, ETC	93	3 448	1 690
711 STEAM BOILERS & AUX PLNT	157	216	105	682 COPPER EXC CEMENT COPPER	220 932	66 717	30 932
713 INTRNL COMBUS PISTN ENGN	1 624	4 969	2 244	689 NON-FER BASE METALS NES	976	1 159	531
714 ENGINES & MOTORS NES	16	277	117	716 ROTATING ELECTRIC PLANT	1	110	49
716 ROTATING ELECTRIC PLANT	315	1 336	621	728 OTH MACHY FOR SPCL INDUS	98	99	50
718 OTH POWER GENERATG MACHY	21	346	169	742 PUMPS FOR LIQUIDS ETC	91	292	135
721 AGRIC MACHY, EXC TRACTORS	3 303	3 016	1 359	821 FURNITURE	88	75	33
722 TRACTORS NON-ROAD	11 326	9 636	4 396	845 OUTERWEAR KNIT NONELASTC	32	203	93
723 CIVIL ENGINEERG EQUIP ETC	9 686	18 109	8 089	846 UNDERWEAR KNITTED	54	194	84
724 TEXTILE, LEATHER MACHNRY	4 566	16 886	7 813	848 HEADGEAR, NONXTL CLOTHNG	49	327	156
725 PAPER ETC MILL MACHINERY	372	1 333	603	874 MEASURING, CONTROLNG INSTR	1	240	109
726 PRINTG, BKBINDG MACHY, PTS	821	3 724	1 698	897 GOLD, SILVER WARE, JEWELRY	1	110	50
727 FOOD MACHRY NON-DOMESTIC	470	1 439	687	941 ZOO ANIMALS, PETS	4	67	33
728 OTH MACHY FOR SPCL INDUS	3 392	11 415	5 269	EXPORTS	829 478	407 915	191 612
736 MACHINE TOOLS FOR METAL	702	2 233	1 013				
737 METALWORKING MACHNRY NES	187	349	164	001 LIVE ANIMALS	28	215	95
741 HEATING, COOLING EQUIPMNT	3 564	5 273	2 359	022 MILK AND CREAM	6 790	1 810	894
742 PUMPS FOR LIQUIDS ETC	542	2 386	1 088	047 OTHER CEREAL MEALS, FLOUR	9 750	336	169
743 PUMPS NES, CENTRIFUGES ETC	239	1 700	788	048 CEREAL ETC PREPARATIONS	76 841	4 900	2 335
744 MECHANICAL HANDLING EQU	1 423	2 237	1 046	054 VEG ETC FRSH, SMPLY PRSVD	2 510	3 227	1 444
745 NONELEC MACHY, TOOLS NES	2 593	14 791	6 772	061 SUGAR AND HONEY	133 996	5 136	2 533
749 NONELEC MACH PTS, ACC NES	642	3 587	1 669	081 FEEDING STUFF FOR ANIMLS	2 154	791	369
751 OFFICE MACHINES	145	525	242	098 EDIBLE PRODCTS, PREPS NES	1 121	412	190
752 AUTOMATIC DATA PROC EQUIP	134	1 740	799	233 RUBBER, SYNTHETIC, RECLAIMD	7 224	1 933	899
759 OFFICE & ADP MCH PTS ACC	37	217	94	251 PULP AND WASTE PAPER	1 002	186	91
764 TELECOM EQPT, PTS, ACC NES	92	1 600	733	266 SYNTHETIC FIBRE TO SPIN	1 170	368	180
771 ELECTRIC POWER MACHY NES	127	201	93	278 OTHER CRUDE MINERALS	2 458	224	96
772 SWITCHGEAR ETC & PTS NES	815	3 084	1 391	287 BASE METAL ORES, CONC NES	1 257	167	79
773 ELECTR DISTRIBUTING MACH	139	308	140	291 CRUDE ANIMAL MTRIALS NES	22	131	61
774 ELECTRO-MEDCL, XRAY EQUIP	16	753	345	292 CRUDE VEG MATERIALS NES	418	1 034	483
775 HOUSEHOLD TYPE EQUIP NES	47	120	53	334 PETROLEUM PRODUCTS, REFIN	3 703	1 612	758
778 ELECTRICAL MACHINERY NES	2 109	4 017	1 849	335 RESIDUAL PETRLM PROD NES	7 019	1 208	573
781 PASS MOTOR VEH EXC BUSES	3 385	9 020	4 153	423 FIXED VEG OILS, SOFT	3 815	415	207
782 LORRIES, SPCL MTR VEH NES	12 594	18 941	8 327	431 PROCESO ANML VEG OIL, ETC	1 253	301	140
783 ROAD MOTOR VEHICLES NES	3 814	6 242	2 786	511 HYDROCARBONS NES, DERIVS	7 040	1 579	736
784 MOTOR VEHCL PTS, ACC NES	5 982	16 991	7 828	512 ALCOHOLS, PHENOLS, ETC	17 244	3 245	1 532
786 VEH NES NONMOTR, TRAILERS	205	143	65	513 ORGANIC ACIDS, ETC	8 331	8 220	3 835
792 AIRCRAFT	1	123	60	514 NITROGEN-FUNCTN COMPOUNDS	4 506	6 645	3 132
793 SHIPS AND BOATS	33	225	109	515 ORG-INORG COMPOUNDS ETC	4 741	16 979	7 902
812 PLUMB, HEATING, LGHTNG EQU	221	408	185	516 OTHER ORGANIC CHEMICALS	4 300	3 214	1 500
821 FURNITURE	48	213	104	522 INORG ELEMNTS, OXIDES, ETC	40 461	5 806	2 702
848 HEADGEAR, NONXTL CLOTHNG	21	148	69	523 OTHR INORGANIC CHEMICALS	76 900	8 873	4 182
851 FOOTWEAR	14	106	47	531 SYNT DYE, NAT INDGO, LAKES	4 180	12 214	5 757
871 OPTICAL INSTRUMENTS	9	469	220	532 DYES NES, TANNING PRODS	2 462	901	420
872 MEDICAL INSTRUMENTS NES	1 074	5 129	2 337	533 PIGMENTS, PAINTS, ETC	11 204	6 583	3 094
874 MEASURING, CONTROLNG INSTR	429	4 574	2 114	541 MEDICINAL ETC PRODUCTS	2 338	25 844	12 214
881 PHOTO APPAR & EQUIPT NES	22	275	124	551 ESSENTL OIL, PERFUME, ETC	641	4 291	1 990
882 PHOTO, CINEMA SUPPLIES	790	1 843	861	553 PERFUMERY, COSMETICS, ETC	187	454	211
884 OPTICAL GOODS NES	2	223	99	554 SOAPS, CLEANING ETC PREPS	19 215	6 816	3 177
885 WATCHES AND CLOCKS	2	66	31	562 FERTILIZERS MANUFACTURED	739	274	130
892, PRINTED MATTER	244	421	192	572 EXPLOSIVES, PYROTECH PROD	84	315	142
893 ARTICLES OF PLASTIC NES	1 003	1 550	707	582 PROD OF CONDENSATION ETC	25 243	13 278	6 243
894 TOYS, SPORTING GOODS, ETC	36	211	102	583 PROD OF POLYMERIZING ETC	39 865	10 664	4 971
895 OFFICE SUPPLIES NES	580	2 645	1 212	584 CELLULOSE DERIVATIVES ETC	956	880	405
897 GOLD, SILVER WARE, JEWELRY		634	271	585 PLASTIC MATERIALS NES	170	433	200
898 MUSICAL INSTRUMENTS, PTS	20	264	122	591 PESTICIDES, DISINFECTANTS	8 946	11 513	5 347
899 OTHER MANUFACTURED GOODS	121	644	302	592 STARCH, INULIN, GLUTEN, ETC	1 058	782	375
951 WAR FIREARMS, AMMUNITION	6	217	100	598 MISC CHEMICAL PRODS NES	23 187	12 294	5 767
971 GOLD, NON MONETARY NES		782	335	605 INDUSTRIAL PLANT, CHAP 73	54	250	123
				607 INDUSTRIAL PLANT, CHAP 82	39	102	46
				612 LEATHER ETC MANUFACTURES	35	111	49
				621 MATERIALS OF RUBBER	291	576	265
				625 RUBBER TYRES, TUBES	169	145	72
				628 RUBBER ARTICLES NES	723	1 959	919
				635 WOOD MANUFACTURES NES	65	121	56



## 7 IMPORTS AND EXPORTS (SPECIAL TRADE) BY COUNTRIES OF PRODUCTION AND CONSUMPTION AND BY GROUPS OF THE SITC-REV. II 1986

GROUP DESCRIPTION	DT = 100 KG	1 000 DM	1 000 \$	GROUP DESCRIPTION	DT = 100 KG	1 000 DM	1 000 \$
641 PAPER AND PAPERBOARD	5 188	3 200	1 497	074 TEA AND MATE	6 032	2 326	1 088
642 ARTICLES OF PAPER ETC	162	298	137	075 SPICES	36 938	30 058	13 880
651 TEXTILE YARN AND THREAD	373	651	305	081 FEEDING STUFF FOR ANIMLS	9 929 131	370 325	172 078
653 WOVN MAN-MADE FIB FABRIC	54	281	134	098 EDIBLE PRODUCTS,PREPS NES	1 112	441	206
655 KNIT ETC FABRICS	18	70	32	112 ALCOHOLIC BEVERAGES	235	109	51
656 LACE,RIBBONS,TULLE,ETC	4	325	155	121 TOBACCO UNMNFCTRD,REFUSE	187 772	157 168	72 826
657 SPECIAL TEXTILE ETC PROD	332	1 333	632	122 TOBACCO MFRS	401	988	455
658 TEXTILE ARTICLES NES	91	190	84	211 HIDES,SKINS,UNDRESSED	1 805	558	268
662 CLAY,REFRACTORY BLDG PRD	5 286	1 221	556	222 SEEDS FOR SOFT/FIXED OIL	3 351 799	153 351	72 133
663 OTH NONMETAL MINERAL MFS	2 870	1 539	728	223 SEEDS FOR OTH FIXED OILS	54 128	2 974	1 301
664 GLASS	4 364	462	222	232 NATURAL RUBBER,GUMS	719	101	50
665 GLASSWARE	2 149	819	384	233 RUBBER,SYNTHETIC,RECLAIMD	26 517	5 053	2 295
671 PIG IRON ETC	1 378	254	118	245 FUEL WOOD NES,CHARCOAL	24 713	1 146	561
672 IRON,STL PRIMARY FORMS	19 608	1 853	887	247 OTH WOOD ROUGH,SQUARED	2 289	132	58
673 IRON AND STEEL SHAPES	4 343	886	399	248 WOOD SHAPED	42 507	5 710	2 613
674 IRN,STL UNIV,PLATE,SHEET	141 474	12 966	6 391	251 PULP AND WASTE PAPER	828 545	76 812	35 497
675 IRON,STEEL HOOP,STRIP	3 667	871	406	261 SILK	350	2 285	1 054
677 IRN,STL WIRE EXCL W ROD	782	270	125	263 COTTON	76 500	7 641	3 305
678 IRON,STL TUBES,PIPES,ETC	1 851	800	375	266 SYNTHETIC FIBRE TO SPIN	5 643	1 474	668
682 COPPER EXC CEMENT COPPER	2 211	1 319	620	268 WOOL(EXC TOPS),ANML HAIR	2 401	1 285	596
683 NICKEL	180	491	222	273 STONE,SAND AND GRAVEL	154 702	7 032	3 297
684 ALUMINIUM	3 380	3 100	1 443	278 OTHER CRUDE MINERALS	402 441	21 809	9 964
691 STRUCTURES AND PARTS NES	317	964	435	281 IRON ORE,CONCENTRATES	156 395 394	1 100 517	506 653
692 METAL TANKS,BOXES,ETC	689	2 335	1 149	287 BASE METAL ORES,CONC NES	1 387 774	13 085	5 687
693 WIRE PRODUCTS NON ELECTR	347	271	127	288 NONFERR METAL SCRAP NES	701	133	60
694 STL,COPPR NAILS,NUTS,ETC	622	705	330	289 PREC METAL ORE,WASTE NES		73	36
695 TOOLS	2 285	5 084	2 401	291 CRUDE ANIMAL MTRIALS NES	102 314	16 616	7 610
696 CUTLERY	135	596	284	292 CRUDE VEG MATERIALS NES	10 815	4 338	1 964
697 BASE MTL HOUSEHOLD EQUIP	38	83	40	322 COAL,LIGNITE,PEAT	23 476	352	155
699 OTHER METAL MANUFACTURES	1 925	2 415	1 120	334 PETROLEUM PRODUCTS,REFIN	215 764	8 237	3 728
700 INDUSTRIAL PLANT,CHAP 84	1 720	5 357	2 433	335 RESIDUAL PETRLM PROD NES	69 549	1 978	947
703 INDUSTRIAL PLANT,CHAP 85	33	131	57	423 FIXED VEG OILS,SOFT	61 390	10 510	4 657
711 STEAM BOILERS & AUX PLNT	2	74	34	424 FIXED VEG OIL NONSOFT	110 343	14 300	6 553
712 STEAM ENGINES,TURBINES	29	203	97	431 PROCESD ANML VEG OIL,ETC	13 105	4 733	2 177
713 INTRNL COMBUS PISTN ENGN	1 588	7 942	3 711	511 HYDROCARBONS NES,DERIVS	411 768	26 099	12 314
716 ROTATING ELECTRIC PLANT	479	2 174	1 073	512 ALCOHOLS,PHENOLS,ETC	22 569	6 401	2 818
718 OTH POWER GENERATG MACHY	84	669	294	513 ORGANIC ACIDS,ETC	12 614	2 367	1 068
721 AGRIC MACHY,EXC TRACTORS	626	963	456	514 NITROGEN-FUNCTN COMPOUNDS	26 049	7 218	3 318
722 TRACTORS NON-ROAD	9 066	8 773	4 100	515 ORG-INORG COMPOUNDS ETC	2	139	61
723 CIVIL ENGINEERG EQUIP ETC	1 493	1 030	455	516 OTHER ORGANIC CHEMICALS	77 921	4 428	2 052
724 TEXTILE,LEATHER MACHNRY	7 364	27 682	13 019	522 INORG ELEMNTS,OXIDES,ETC	68 306	9 903	4 547
725 PAPER ETC MILL MACHINERY	620	2 687	1 302	523 OTHR INORGANIC CHEMICALS	18 441	5 224	2 379
726 PRNTG,BKBDNG MACHY,PTS	2 165	4 267	2 043	524 RADIOACTIVE ETC MATERIAL	101	185	87
727 FOOD MACHRY NON-DOMESTIC	158	939	440	531 SYNT DYE,NAT INDGO,LAKES	558	579	273
728 OTH MACHY FOR SPCL INDUS	1 614	5 209	2 467	532 DYES NES,TANNING PRODS	12 134	2 314	1 055
736 MACHINE TOOLS FOR METAL	228	1 003	474	541 MEDICINAL ETC PRODUCTS	3 928	41 127	19 117
737 METALWORKING MACHNRY NES	76	386	176	551 ESSENTL OIL,PERFUME,ETC	27 657	8 041	3 640
741 HEATING,COOLING EQUIPMNT	1 808	6 164	2 895	572 EXPLOSIVES,PYROTECH PROD	314	456	211
742 PUMPS FOR LIQUIDS ETC	228	3 301	1 564	582 PROD OF CONDENSATION ETC	1 497	700	314
743 PUMPS NES,CENTRIFUGES ETC	676	2 879	1 324	583 PROD OF POLYMERIZING ETC	70 081	11 087	4 987
744 MECHANICAL HANDLING EQU	1 038	3 619	1 670	584 CELLULOSE DERIVATIVES ETC	1 848	1 166	513
745 NONELEC MACHY,TOOLS NES	2 638	11 241	5 372	585 PLASTIC MATERIALS NES	26	18 778	8 644
749 NONELEC MACH PTS,ACC NES	676	3 397	1 584	592 STARCH,INULIN,GLUTEN ETC	12 094	6 949	3 087
751 OFFICE MACHINES	357	1 589	752	598 MISC CHEMICAL PRODS NES	121 127	21 633	9 870
752 AUTOMTIC DATA PROC EQUIP	105	1 437	682	611 LEATHER	28 570	33 955	15 398
759 OFFICE & ADP MCH PTS,ACC	80	615	276	612 LEATHER ETC MANUFACTURES	6 522	30 993	14 392
764 TELECOM EQPT PTS,ACC NES	217	6 240	2 848	613 FUR SKINS TANNED,DRESSED	1 677	5 710	2 653
771 ELECTRIC POWER MACHY NES	337	499	240	621 MATERIALS OF RUBBER	690	162	78
772 SWITCHGEAR ETC & PTS NES	496	2 943	1 381	625 RUBBER TYRES,TUBES	2 669	1 749	772
773 ELECTR DISTRIBUTING MACH	301	1 646	736	628 RUBBER ARTICLES NES	1 135	6 948	3 215
774 ELECTRO-MEDCL XRAY EQUIP	7	356	162	634 VENEERS,PLYWOOD,ETC	161 743	41 544	18 807
775 HOUSEHOLD TYPE EQUIP NES	1 769	2 435	1 145	635 WOOD MANUFACTURES NES	41 056	7 652	3 496
776 TRANSISTORS,VALVES,ETC	25	267	128	641 PAPER AND PAPERBOARD	786 433	76 638	35 370
778 ELECTRICAL MACHINERY NES	1 027	4 397	2 082	642 ARTICLES OF PAPER ETC	11 948	2 130	1 021
781 PASS MOTOR VEH EXC BUSES	2 163	8 098	3 737	651 TEXTILE YARN AND THREAD	139 762	99 115	44 812
782 LORRIES,SPCL MTR VEH NES	1 367	3 033	1 372	652 COTTON FABRICS,WOVEN	31 569	26 017	11 714
783 ROAD MOTOR VEHICLES NES	226	560	276	653 WOVN MAN-MADE FIB FABRIC	5 448	3 202	1 482
784 MOTOR VEHCL PTS,ACC NES	3 994	6 759	3 170	654 OTH WOVEN TEXTILE FABRIC	382	422	203
786 VEH NES NONMOTR,TRAILERS	203	149	67	656 LACE,RIBBONS,TULLE,ETC	302	1 076	490
801 INDUSTRIAL PLANT,CHAP 90	2	71	33	657 SPECIAL TEXTILE ETC PROD	53 401	7 398	3 334
812 PLUMBG,HEATNG,LGHTNG EQU	117	849	391	658 TEXTILE ARTICLES NES	28 657	50 859	23 473
821 FURNITURE	91	354	155	659 FLOOR COVERINGS ETC	3 757	992	451
848 HEADGEAR,NONTXTL CLOTHNG	8	72	34	661 CEMENT ETC BUILDING PROD	7 277	1 051	476
871 OPTICAL INSTRUMENTS	11	513	240	662 CLAY,REFRACTORY BLDG PRD	7 689	884	394
872 MEDICAL INSTRUMENTS NES	124	2 714	1 292	663 OTH NONMETAL MINERAL MFS	4 357	4 912	2 241
873 METERS & COUNTERS NES	32	193	91	664 GLASS	21 295	11 110	4 992
874 MEASURNG,CONTROLLNG INSTR	447	5 843	2 730	665 GLASSWARE	126	484	224
881 PHOTO APPAR & EQUIPT NES	82	815	390	666 POTTERY	10 695	2 200	1 028
882 PHOTO,CINEMA SUPPLIES	423	905	423	667 PEARL,PREC-,SEMI-P STONE	3 233	21 139	9 739
884 OPTICAL GOODS NES		177	77	671 PIG IRON ETC	1 277 849	109 468	50 260
885 WATCHES AND CLOCKS	189	966	449	672 IRON,STL PRIMARY FORMS	302 088	23 390	10 623
892 PRINTED MATTER	1 650	4 687	2 128	673 IRON AND STEEL SHAPES	86 610	18 995	8 665
893 ARTICLES OF PLASTIC NES	673	1 644	776	674 IRN,STL UNIV,PLATE,SHEET	443 786	37 646	17 388
894 TOYS,SPORTING GOODS,ETC	51	254	123	675 IRON,STEEL HOOP,STRIP	341	71	34
895 OFFICE SUPPLIES NES	1 250	3 901	1 845	677 IRN,STL WIRE EXCL W ROD	6 039	1 552	707
898 MUSICAL INSTRUMENTS,PTS	167	775	365	678 IRON,STL TUBES,PIPES,ETC	34 489	8 218	3 721
899 OTHER MANUFACTURED GOODS	266	914	435	682 COPPER EXC CEMENT COPPER	3 051	1 460	655
951 WAR FIREARMS,AMMUNITION	17	344	165	684 ALUMINIUM	282 128	79 199	36 817
				686 ZINC	323	93	42
				687 TIN	27 381	43 001	19 540
				691 STRUCTURES AND PARTS NES	29 264	8 095	3 680
				692 METAL TANKS,BOXES,ETC	1 358	132	64
				694 STL,COPPR NAILS,NUTS,ETC	4 062	1 737	791
				695 TOOLS	3 506	2 210	994
				696 CUTLERY	917	2 041	944
				697 BASE MTL HOUSEHOLD EQUIP	80	323	148
				699 OTHER METAL MANUFACTURES	2 960	2 494	1 123
				713 INTRNL COMBUS PISTN ENGN	39 279	83 621	38 071
				714 ENGINES & MOTORS NES	280	6 581	2 968
				716 ROTATING ELECTRIC PLANT	350	802	386
				721 AGRIC MACHY,EXC TRACTORS	60	87	42
				723 CIVIL ENGINEERG EQUIP ETC	3 565	3 884	1 685
				724 TEXTILE,LEATHER MACHNRY	2 865	5 861	2 698
				725 PAPER ETC MILL MACHINERY	234	1 037	459
				726 PRNTG,BKBDNG MACHY,PTS	32	155	69
BRAZIL							
IMPORTS							
011 MEAT FRESH,CHILLD,FROZEN	124 438	98 120	44 748	696 CUTLERY	917	2 041	944
014 MEAT PREPD,PRSV D,NES ETC	61 947	37 253	17 352	697 BASE MTL HOUSEHOLD EQUIP	80	323	148
034 FISH FRESH,CHILLD,FROZN	155	2 190	1 011	699 OTHER METAL MANUFACTURES	2 960	2 494	1 123
036 SHELL FISH FRESH,FROZEN	70	85	39	713 INTRNL COMBUS PISTN ENGN	39 279	83 621	38 071
045 CEREALS NES UNMILLED	25 145	1 298	587	714 ENGINES & MOTORS NES	280	6 581	2 968
054 VEG ETC FRSH,SMPLY PRSV D	539	233	108	716 ROTATING ELECTRIC PLANT	350	802	386
056 VEGTBLES ETC PRSV D,PREPD	1 210	737	324	721 AGRIC MACHY,EXC TRACTORS	60	87	42
057 FRUIT,NUTS,FRESH,DRIED	84 661	25 828	11 982	723 CIVIL ENGINEERG EQUIP ETC	3 565	3 884	1 685
058 FRUIT PRESERVED,PREPARED	1 499 772	363 320	167 226	724 TEXTILE,LEATHER MACHNRY	2 865	5 861	2 698
061 SUGAR AND HONEY	456 785	8 373	3 812	725 PAPER ETC MILL MACHINERY	234	1 037	459
071 COFFEE AND SUBSTITUTES	397 340	381 574	170 710	726 PRNTG,BKBDNG MACHY,PTS	32	155	69
072 COCOA	94 072	62 567	27 920				



## 7 IMPORTS AND EXPORTS (SPECIAL TRADE) BY COUNTRIES OF PRODUCTION AND CONSUMPTION AND BY GROUPS OF THE SITC-REV. II 1986

GROUP DESCRIPTION	DT = 100 KG	1 000 DM	1 000 \$	GROUP DESCRIPTION	DT = 100 KG	1 000 DM	1 000 \$
726 OTH MACHY FOR SPCL INDUS	814	1 656	765	562 FERTILIZERS MANUFACTURED	1 770 604	23 593	10 873
736 MACHINE TOOLS FOR METAL	6 800	8 920	4 134	582 PROD OF CONDENSATION ETC	58 809	50 580	23 721
737 METALWORKING MACHNRY NES	254	112	52	583 PROD OF POLYMERIZING ETC	79 568	34 505	16 008
741 HEATING, COOLING EQUIPMNT	346	908	426	584 CELLULOSE DERIVATIVES ETC	3 116	4 316	1 985
742 PUMPS FOR LIQUIDS ETC	1 429	6 012	2 837	585 PLASTIC MATERIALS NES	779	977	450
743 PUMPS NES, CENTRIFUGES ETC	3 828	3 649	1 679	591 PESTICIDES, DISINFECTANTS	10 078	9 016	4 218
744 MECHANICAL HANDLING EQU	1 038	915	429	592 STARCH, INULIN, GLUTEN, ETC	1 434	1 928	896
745 NONELEC MACHY, TOOLS NES	908	3 229	1 444	598 MISC CHEMICAL PRODS NES	103 798	45 063	20 858
749 NONELEC MACH PTS, ACC NES	7 722	11 249	5 191	605 INDUSTRIAL PLANT, CHAP 73	2 191	41 371	20 280
751 OFFICE MACHINES	1 017	3 218	1 473	611 LEATHER	521	2 532	1 156
752 AUTOMTIC DATA PROC EQUIP	33	1 184	532	613 FUR SKINS TANNED, DRESSED	120	162	75
759 OFFICE & ADP MCH PTS, ACC	6	324	152	621 MATERIALS OF RUBBER	4 094	2 880	1 347
762 RADIO BROADCAST RECEIVRS	2 104	21 259	9 676	625 RUBBER TYRES, TUBES	7 541	5 423	2 453
764 TELECOM EQPT, PTS, ACC NES	385	9 133	4 159	628 RUBBER ARTICLES NES	537	3 769	1 734
771 ELECTRIC POWER MACHY NES	737	1 535	713	634 VENEERS, PLYWOOD, ETC	226	192	90
772 SWITCHGEAR ETC & PTS NES	3 369	17 728	8 226	641 PAPER AND PAPERBOARD	9 246	6 297	2 925
773 ELECTR DISTRIBUTING MACH	127	242	112	642 ARTICLES OF PAPER ETC	1 335	1 712	812
774 ELECTRO-MEDCL, XRAY EQUIP	7	88	40	651 TEXTILE YARN AND THREAD	4 456	6 856	3 218
775 HOUSEHOLD TYPE EQUIP NES	776	3 183	1 472	653 WOVN MAN-MADE FIB FABRIC	338	718	333
776 TRANSISTORS, VALVES, ETC	434	14 758	6 755	654 OTH WOVN TEXTILE FABRIC	25	181	81
778 ELECTRICAL MACHINERY NES	6 768	14 861	6 940	655 KNIT ETC FABRICS	45	95	43
781 PASS MOTOR VEH EXC BUSES	6 648	6 330	2 929	656 LACE, RIBBONS, TULLE, ETC	18	1 105	530
782 LORRIES, SPCL MTR VEH NES	10 139	8 700	4 026	657 SPECIAL TEXTILE ETC PROD	2 749	9 268	4 310
783 ROAD MOTOR VEHICLES NES	77	64	32	658 TEXTILE ARTICLES NES	47	182	87
784 MOTOR VEHCL PTS, ACC NES	51 177	34 334	15 806	659 FLOOR COVERINGS ETC	27	216	97
785 MOTOR & OTHER CYCLES ETC	2 217	3 405	1 507	662 CLAY, REFRACTORY BLDG PRD	14 511	3 201	1 501
792 AIRCRAFT	88	11 630	5 719	663 OTH NONMETAL MINERAL MFS	8 217	13 094	6 146
793 SHIPS AND BOATS	348	673	332	664 GLASS	5 747	8 257	3 868
821 FURNITURE	3 819	3 661	1 701	665 GLASSWARE	1 582	2 977	1 405
831 TRAVEL GOODS, HANDBAGS	8 959	11 842	5 449	667 PEARL, PREC-, SEMI-P STONE	1 590	741	741
842 MENS OUTERWEAR NOT KNIT	4 627	8 336	3 762	671 PIG IRON ETC	808	321	149
843 WOMENS OUTERWEAR NONKNIT	4 228	11 515	5 447	672 IRON, STL PRIMARY FORMS	1 056 321	38 645	19 167
844 UNDERWEAR NOT KNIT	446	919	426	673 IRON AND STEEL SHAPES	8 171	1 329	606
845 OUTERWEAR KNIT NONELASTC	4 589	14 193	6 265	674 IRN, STL UNIV, PLATE, SHEET	82 929	19 862	9 061
846 UNDERWEAR KNITTED	3 506	11 499	5 197	675 IRON, STEEL HOOP, STRIP	33 343	9 671	4 539
847 TXTL CLTHNG ACCESSRYS NES	28	68	30	676 RAILWAY RAILS ETC IRN, STL	4 032	773	366
848 HEADGEAR, NONTXTL CLOTHNG	1 711	6 052	2 820	677 IRN, STL WIRE EXCL W ROD	1 659	3 910	1 833
851 FOOTWEAR	4 987	23 033	10 662	678 IRON, STL TUBES, PIPES, ETC	37 700	12 713	5 987
872 MEDICAL INSTRUMENTS NES	443	1 952	905	681 SILVER, PLATINUM, ETC	244	19 270	9 099
873 METERS & COUNTERS NES	8	114	54	682 COPPER EXC CEMENT COPPER	6 270	6 712	3 119
874 MEASURING, CONTROLNG INSTR	664	2 647	1 211	683 NICKEL	284	1 131	529
881 PHOTO APPAR & EQUIPT NES	56	784	373	684 ALUMINIUM	4 761	6 418	3 038
882 PHOTO, CINEMA SUPPLIES	129	746	370	685 LEAD	18	93	43
884 OPTICAL GOODS NES	72	868	403	686 ZINC	2 739	521	238
892 PRINTED MATTER	905	1 415	675	687 TIN	66	348	159
893 ARTICLES OF PLASTIC NES	8 061	3 196	1 422	689 NON-FER BASE METALS NES	128	572	274
894 TOYS, SPORTING GOODS, ETC	42	267	121	692 METAL TANKS, BOXES, ETC	314	195	91
895 OFFICE SUPPLIES NES	1 404	1 788	822	693 WIRE PRODUCTS NON ELECTR	1 505	1 327	615
896 WORKS OF ART ETC	12	281	131	694 STL, COPPR NAILS, NUTS, ETC	1 445	2 806	1 311
897 GOLD, SILVER WARE, JEWELRY	301	2 717	1 297	695 TOOLS	3 727	18 436	8 776
898 MUSICAL INSTRUMENTS, PTS	2 390	6 182	2 765	696 CUTLERY	11	402	187
899 OTHER MANUFACTURED GOODS	175	3 562	1 669	699 OTHER METAL MANUFACTURES	5 883	14 495	6 783
951 WAR FIREARMS, AMMUNITION	57	290	132	700 INDUSTRIAL PLANT, CHAP 84	9 512	120 512	53 222
EXPORTS	6 233 183	2 759 264	1 291 040	703 INDUSTRIAL PLANT, CHAP 85	1 462	9 109	4 017
001 LIVE ANIMALS	159	3 760	1 721	712 STEAM ENGINES, TURBINES	42	2 342	1 051
011 MEAT FRESH, CHILDL, FROZEN	143 058	20 007	9 724	713 INTRNL COMBUS PISTN ENGN	7 093	29 466	13 992
022 MILK AND CREAM	30 000	6 615	3 299	714 ENGINES & MOTORS NES	38	380	178
024 CHEESE AND CURD	97 967	35 096	17 461	716 ROTATING ELECTRIC PLANT	5 087	38 221	17 330
035 FISH SALTED, DRIED, SMOKED	250	141	70	718 OTH POWER GENERATG MACHY	299	3 880	1 794
037 FISH ETC PREPD PRSVD NES	104	167	77	721 AGRIC MACHY, EXC TRACTORS	176	924	437
048 CEREAL ETC PREPARATIONS	245 291	9 800	4 487	722 TRACTORS NON-ROAD	45	250	125
054 VEG ETC FRSH, SMPLY PRSVD	9 801	6 272	2 857	723 CIVIL ENGINEERG EQUIP ETC	1 760	6 346	2 943
056 VEGTBLES ETC PRSVD, PREPD	350	144	71	724 TEXTILE, LEATHER MACHNRY	31 112	144 409	68 176
061 SUGAR AND HONEY	3 740	414	195	725 PAPER ETC MILL MACHINERY	3 773	18 994	8 883
062 SUGAR PREPS NON-COCOA	656	268	124	726 PRINTG, BKBINDG MACHY, PTS	8 369	45 449	20 880
071 COFFEE AND SUBSTITUTES	36	88	36	727 FOOD MACHRY NON-DOMESTIC	621	2 342	1 115
075 SPICES	37	92	45	728 OTH MACHY FOR SPCL INDUS	14 572	64 655	30 026
081 FEEDING STUFF FOR ANIMLS	1 359	490	235	736 MACHINE TOOLS FOR METAL	17 515	88 330	41 002
098 EDIBLE PRODCTS, PREPS NES	46	95	43	737 METALWORKING MACHNRY NES	2 627	11 446	5 173
112 ALCOHOLIC BEVERAGES	32 217	9 760	4 679	741 HEATING, COOLING EQUIPMNT	1 539	13 061	6 076
233 RUBBER, SYNTHETIC, RECLAIMD	44 275	20 782	9 644	742 PUMPS FOR LIQUIDS ETC	4 502	24 038	11 166
245 FUEL WOOD NES, CHARCOAL	876	410	196	743 PUMPS NES, CENTRIFUGES ETC	4 783	28 721	13 144
248 WOOD SHAPED	40	89	42	744 MECHANICAL HANDLING EQU	5 544	16 939	7 777
251 PULP AND WASTE PAPER	137 356	2 098	1 016	745 NONELEC MACHY, TOOLS NES	3 047	11 704	5 519
266 SYNTHETIC FIBRE TO SPIN	749	405	182	749 NONELEC MACH PTS, ACC NES	46 808	149 004	68 931
274 SULPHUR ETC	2 027	201	93	751 OFFICE MACHINES	67	952	426
277 NATURAL ABRASIVES NES	104	638	300	752 AUTOMTIC DATA PROC EQUIP	150	4 813	2 267
278 OTHER CRUDE MINERALS	6 432	1 531	709	759 OFFICE & ADP MCH PTS, ACC	324	4 777	2 225
287 BASE METAL ORES, CONC NES	7 369	1 179	542	762 RADIO BROADCAST RECEIVRS	21	304	143
291 CRUDE ANIMAL MTRIALS NES	9 734	7 554	3 587	763 SOUND RECORDRS, PHONOGRPH	32	776	359
292 CRUDE VEG MATERIALS NES	7 016	9 380	4 401	764 TELECOM EQPT, PTS, ACC NES	1 968	66 559	31 606
322 COAL, LIGNITE, PEAT	150 000	4 944	2 337	771 ELECTRIC POWER MACHY NES	3 518	12 009	5 464
323 BRIQUETS, COKE, SEMI-COKE	320 267	10 317	4 926	772 SWITCHGEAR ETC & PTS NES	8 734	80 704	37 707
334 PETROLEUM PRODUCTS, REFIN	23 756	5 183	2 450	773 ELECTR DISTRIBUTING MACH	2 315	6 278	2 959
335 RESIDUAL PETRLM PROD NES	274 029	16 144	7 502	774 ELECTRO-MEDCL, XRAY EQUIP	475	18 593	8 761
411 ANIMAL OILS AND FATS	30	71	33	775 HOUSEHOLD TYPE EQUIP NES	105	663	308
431 PROCESD ANML VEG OIL, ETC	2 928	837	376	776 TRANSISTORS, VALVES, ETC	298	25 089	11 662
511 HYDROCARBONS NES, DERIVS	32 384	10 250	4 761	778 ELECTRICAL MACHINERY NES	2 684	22 035	10 263
512 ALCOHOLS, PHENOLS, ETC	72 036	27 534	12 959	781 PASS MOTOR VEH EXC BUSES	3 560	15 102	7 058
513 ORGANIC ACIDS, ETC	65 946	32 172	15 035	784 MOTOR VEHCL PTS, ACC NES	113 442	318 492	151 379
514 NITROGEN-FUNCTN COMPOUNDS	111 328	126 123	59 206	786 VEH NES NONMOTR, TRAILERS	403	1 019	472
515 ORG-INORG COMPOUNDS ETC	48 836	108 084	50 132	791 RAILWAY VEHICLES	3 459	7 941	3 648
516 OTHER ORGANIC CHEMICALS	44 460	27 777	12 979	792 AIRCRAFT	255	2 787	1 261
522 INORG ELEMNTS, OXIDES, ETC	314 266	29 753	13 819	801 INDUSTRIAL PLANT, CHAP 90	619	6 757	3 166
523 OTHR INORGANIC CHEMICALS	215 167	29 719	13 851	812 PLUMBG, HEATING, LGHTNG EQU	66	393	180
524 RADIOACTIVE ETC MATERIAL	16	107	52	821 FURNITURE	354	1 117	522
531 SYNT DYE, NAT INDGO, LAKES	9 799	40 578	19 062	845 OUTERWEAR KNIT NONELASTC	6	97	47
532 DYES NES, TANNING PRODS	313	135	64	848 HEADGEAR, NONTXTL CLOTHNG	1	92	44
533 PIGMENTS, PAINTS, ETC	53 359	27 041	12 646	851 FOOTWEAR	17	100	46
541 MEDICINAL ETC PRODUCTS	12 333	61 388	28 831	871 OPTICAL INSTRUMENTS	41	2 839	1 329
551 ESSENTL OIL, PERFUME, ETC	372	1 566	735	872 MEDICAL INSTRUMENTS NES	241	7 783	3 641
553 PERFUMERY, COSMETICS, ETC	107	591	265	873 METERS & COUNTERS NES	12	356	165
554 SOAPS, CLEANING ETC PREPS	14 137	8 041	3 771	874 MEASURING, CONTROLNG INSTR	2 653	77 498	36 294
				881 PHOTO APPAR & EQUIPT NES	336	8 817	4 053
				882 PHOTO, CINEMA SUPPLIES	2 330	6 263	2 944



## 7 IMPORTS AND EXPORTS (SPECIAL TRADE) BY COUNTRIES OF PRODUCTION AND CONSUMPTION AND BY GROUPS OF THE SITC-REV. II 1986

GROUP DESCRIPTION	DT * 100 KG	1 000 DM	1 000 \$	GROUP DESCRIPTION	DT * 100 KG	1 000 DM	1 000 \$
884 OPTICAL GOODS NES	216	7 071	3 317	522 INORG ELEMNTS,OXIDES,ETC	19 808	3 625	1 697
885 WATCHES AND CLOCKS	944	4 068	1 933	523 OTHR INORGANIC CHEMICALS	39 294	5 873	2 719
892 PRINTED MATTER	5 427	8 609	4 038	531 SYNT DYE,NAT INDGO,LAKES	3 493	8 802	4 098
893 ARTICLES OF PLASTIC NES	1 043	5 366	2 551	532 DYES NES,TANNING PRODS	3 290	1 017	462
894 TOYS,SPORTING GOODS,ETC	339	1 125	525	533 PIGMENTS,PAINTS,ETC	9 670	6 338	2 942
895 OFFICE SUPPLIES NES	223	1 648	771	541 MEDICINAL ETC PRODUCTS	2 005	10 332	4 779
896 WORKS OF ART ETC	10	485	224	551 ESSENTL OIL,PERFUME,ETC	988	3 585	1 650
897 GOLD,SILVER WARE,JEWELRY	7	2 434	1 142	553 PERFUMERY,COSMETICS,ETC	594	2 013	954
898 MUSICAL INSTRUMENTS,PTS	1 052	5 487	2 544	554 SOAPS,CLEANING ETC PREPS	18 948	7 110	3 301
899 OTHER MANUFACTURED GOODS	56	6 162	2 873	562 FERTILIZERS,MANUFACTURED	8 194	441	202
951 WAR FIREARMS,AMMUNITION	7	490	231	582 PROD OF CONDENSATION ETC	16 460	10 024	4 649
971 GOLD,NON MONETARY NES	160	3 186	1 462	583 PROD OF POLYMERIZING ETC	41 563	15 407	7 109
CHILE				584 CELLULOSE DERIVATIVES ETC	2 481	3 040	1 400
IMPORTS	7 121 345	1 032 565	475 961	585 PLASTIC MATERIALS NES	683	205	93
034 FISH FRESH,CHILLED,FROZN	2 453	1 003	457	591 PESTICIDES,DISINFECTANTS	11 689	17 325	7 906
036 SHELL FISH FRESH,FROZEN	313	596	281	592 STARCH,INULIN,GLUTEN,ETC	1 003	919	426
037 FISH ETC PREPD PRSVD NES	1 689	2 823	1 292	598 MISC CHEMICAL PRODS NES	21 652	12 153	5 631
054 VEG ETC FRSH,SMPLY PRSVD	62 284	9 544	4 351	612 LEATHER ETC MANUFACTURES	57	243	112
056 VEGETABLES ETC PRSVD,PREPD	1 648	677	307	621 MATERIALS OF RUBBER	1 194	1 171	543
057 FRUIT,NUTS,FRESH,DRIED	804 932	130 848	58 625	625 RUBBER TYRES,TUBES	616	460	211
058 FRUIT PRESERVED,PREPARED	6 699	1 644	728	628 RUBBER ARTICLES NES	1 029	1 855	867
061 SUGAR AND HONEY	10 383	2 126	973	635 WOOD MANUFACTURES NES	130	170	76
081 FEEDING STUFF FOR ANIMLS	2 399 350	156 647	73 054	641 PAPER AND PAPERBOARD	8 927	4 513	2 119
112 ALCOHOLIC BEVERAGES	1 238	441	207	642 ARTICLES OF PAPER ETC	1 250	1 378	630
211 HIDES,SKINS,UNDRESSED	413	122	53	651 TEXTILE YARN AND THREAD	945	1 750	818
247 OTH WOOD ROUGH,SQUARED	2 550	161	73	652 COTTON FABRICS,WOVEN	404	1 149	525
248 WOOD SHAPED	198 348	8 460	4 023	653 WOVN MAN-MADE FIB FABRIC	504	1 706	785
251 PULP AND WASTE PAPER	526 068	45 732	20 932	655 KNIT ETC FABRICS	26	109	48
268 WOOL(EXC TOPS),ANML HAIR	24 501	17 509	7 828	656 LACE,RIBBONS,TULLE,ETC	20	82	39
271 FERTILIZERS,CRUDE	33 447	1 650	761	657 SPECIAL TEXTILE ETC PROD	3 207	4 130	1 918
287 BASE METAL ORES,CONC NES	907 321	99 919	46 814	658 TEXTILE ARTICLES NES	46	203	90
288 NONFERR METAL SCRAP NES	9 511	2 836	1 298	659 FLOOR COVERINGS ETC	308	309	139
289 PREC METAL ORE,WASTE NES	111 225	43 838	20 656	661 CEMENT ETC BUILDING PROD	2 536	76	32
291 CRUDE ANIMAL MTRIALS NES	26 250	3 088	1 419	662 CLAY,REFRACTORY BLDG PRD	3 141	593	281
292 CRUDE VEG MATERIALS NES	4 142	1 380	642	663 OTH NONMETAL MINERAL MFS	6 733	3 412	1 587
323 BRIQUETS,COKE SEMI-COKE	315 848	4 689	2 285	664 GLASS	387	1 060	493
411 ANIMAL OILS AND FATS	253 375	13 327	6 221	665 GLASSWARE	1 118	1 588	741
431 PROCESD ANML VEG OIL,ETC	380	279	125	666 POTTERY	54	114	55
512 ALCOHOLS,PHENOLS,ETC	3 544	974	444	671 PIG IRON ETC	6 787	1 118	524
514 NITROGEN-FUNCT COMPOUNDS	952	348	160	672 IRON,STL PRIMARY FORMS	38 747	1 957	976
516 OTHER ORGANIC CHEMICALS	355	305	143	673 IRON AND STEEL SHAPES	9 463	1 916	876
522 INORG ELEMNTS,OXIDES ETC	8 960	23 348	10 702	674 IRN,STL UNIV,PLATE,SHEET	38 497	5 516	2 534
523 OTHR INORGANIC CHEMICALS	18 833	10 580	4 827	675 IRON,STEEL HOOP,STRIP	3 832	792	359
591 PESTICIDES,DISINFECTANTS	39	67	30	676 RAILWAY RAILS ETC IRN,STL	2 959	498	223
625 RUBBER TYRES,TUBES	130	78	36	677 IRN,STL WIRE EXCL W ROD	1 082	828	387
634 VENEERS,PLYWOOD,ETC	94	74	33	678 IRON,STL TUBES,PIPES,ETC	6 501	2 517	1 178
635 WOOD MANUFACTURES NES	2 138	333	154	679 IRN,STL CASTINGS UNWORKE	165	72	32
641 PAPER AND PAPERBOARD	18 580	2 805	1 285	681 SILVER,PLATINUM,ETC	11	344	166
651 TEXTILE YARN AND THREAD	522	413	186	682 COPPER EXC CEMENT COPPER	177	285	125
666 POTTERY	165	216	102	683 NICKEL	91	287	130
667 PEARL,PREC-,SEMI-P STONE	33	69	30	684 ALUMINIUM	9 296	6 006	2 828
671 PIG IRON ETC	1 700	2 018	899	685 LEAD	760	168	81
681 SILVER,PLATINUM,ETC	377	18 248	8 219	686 ZINC	360	145	66
682 COPPER EXC CEMENT COPPER	1 355 635	404 971	186 967	689 NON-FER BASE METALS NES	2	82	38
687 TIN	2 830	3 508	1 659	691 STRUCTURES AND PARTS NES	5 614	1 524	699
699 OTHER METAL MANUFACTURES	170	168	76	692 METAL TANKS,BOXES,ETC	526	1 114	518
725 PAPER ETC MILL MACHINERY	143	371	173	693 WIRE PRODUCTS NON ELECTR	2 787	1 784	836
741 HEATING,COOLING EQUIPMNT	1	101	41	694 STL,COPPR NAILS,NUTS,ETC	211	423	195
745 NONELEC MACHY,TOOLS NES	36	73	35	695 TOOLS	2 434	7 611	3 532
749 NONELEC MACH PTS,ACC NES	7	115	51	696 CUTLERY	187	1 052	493
764 TELECOM EQPT,PTS,ACC NES	1	102	45	697 BASE MTL HOUSEHOLD EQUIP	632	923	416
792 AIRCRAFT	5	82	40	699 OTHER METAL MANUFACTURES	6 502	7 246	3 344
821 FURNITURE	77	102	47	711 STEAM BOILERS & AUX PLNT	1 235	997	482
845 OUTERWEAR KNIT NONELASTC	34	160	76	712 STEAM ENGINES,TURBINES	110	1 466	701
846 UNDERWEAR KNITTED	30	186	89	713 INTRNL COMBUS PISTN ENGN	11 642	17 816	8 362
874 MEASURING,CONTROLLNG INSTR	205	205	718	716 ROTATING ELECTRIC PLANT	2 273	4 846	2 256
897 GOLD,SILVER WARE,JEWELRY	58	222	100	720 OTH POWER GENERATG MACHY	104	653	309
941 ZOO ANIMALS,PETS	7	166	78	721 AGRIC MACHY,EXC TRACTORS	6 148	5 961	2 817
971 GOLD,NON MONETARY NES	45	5 030	2 271	722 TRACTORS NON-ROAD	10 428	7 063	3 300
EXPORTS	882 700	570 774	264 940	723 CIVIL ENGINEERG EQUIP ETC	5 371	8 227	3 804
001 LIVE ANIMALS	11	149	69	724 TEXTILE,LEATHER MACHNRY	3 103	13 428	6 195
022 MILK AND CREAM	607	160	80	725 PAPER ETC MILL MACHINERY	486	2 656	1 213
023 BUTTER	984	274	128	726 PRINTG,BKBDNG MACHY,PTS	1 211	2 987	1 378
041 WHEAT ETC UNMILLED	101 422	1 894	936	727 FOOD MACHRY NON-DOMESTIC	465	1 710	803
046 WHEAT ETC MEAL OR FLOUR	117 581	4 480	2 001	728 OTH MACHY FOR SPCL INDUS	8 536	18 721	8 649
048 CEREAL ETC PREPARATIONS	201	81	39	736 MACHINE TOOLS FOR METAL	1 962	3 459	1 553
061 SUGAR AND HONEY	40 268	2 110	939	737 METALWORKING MACHNRY NES	1 241	1 189	546
073 CHOCOLATE AND PRODUCTS	174	168	79	741 HEATING,COOLING EQUIPMNT	3 227	9 265	4 390
075 SPICES	78	116	53	742 PUMPS FOR LIQUIDS ETC	1 681	6 257	2 896
081 FEEDING STUFF FOR ANIMLS	4 077	683	316	743 PUMPS NES,CENTRIFUGES ETC	5 780	15 889	7 281
098 EDIBLE PRODCTS,PREPS NES	590	435	205	744 MECHANICAL HANDLING EQU	7 798	10 759	5 065
233 RUBBER,SYNTHTIC,RECLAIMD	6 640	1 813	838	745 NONELEC MACHY,TOOLS NES	1 637	7 576	3 540
251 PULP AND WASTE PAPER	1 777	354	168	749 NONELEC MACH PTS,ACC NES	4 234	12 406	5 774
263 COTTON	559	107	52	751 OFFICE MACHINES	637	3 420	1 581
266 SYNTHETIC FIBRE TO SPIN	40 158	15 396	7 292	752 AUTOMTIC DATA PROC EQUIP	125	2 074	938
269 WASTE OF TEXTILE FABRICS	639	122	57	759 OFFICE & ADP MCH PTS,ACC	29	746	345
274 SULPHUR ETC	670	70	35	762 RADIO BROADCAST RECEIVRS	27	310	142
278 OTHER CRUDE MINERALS	2 324	362	171	763 SOUND RECORDRS,PHONOGRPH	7	117	55
287 BASE METAL OPES,CONC NES	596	121	56	764 TELECOM EQPT,PTS,ACC NES	999	18 741	8 613
292 CRUDE VEG MATERIALS NES	1 084	2 680	1 224	771 ELECTRIC POWER MACHY NES	2 359	3 280	1 592
334 PETROLEUM PRODUCTS,REFIN	6 490	2 191	1 018	772 SWITCHGEAR ETC & PTS NES	3 165	17 562	8 369
335 RESIDUAL PETRLM PROD NES	12 138	1 453	671	773 ELECTR DISTRIBUTING MACH	1 017	1 470	676
411 ANIMAL OILS AND FATS	1 630	433	193	774 ELECTRO-MEDCL,XRAY EQUIP	72	1 592	727
431 PROCESD ANML VEG OIL,ETC	2 470	505	229	775 HOUSEHOLD TYPE EQUIP NES	2 040	3 651	1 703
511 HYDROCARBONS NES,DERIVS	2 664	1 458	651	776 TRANSISTORS,VALVES,ETC	507	231	231
512 ALCOHOLS,PHENOLS,ETC	3 091	1 511	691	778 ELECTRICAL MACHINERY NES	3 633	8 331	3 963
513 ORGANIC ACIDS,ETC	6 174	2 494	1 142	781 PASS MOTOR VEH EXC BUSES	9 711	35 402	16 406
514 NITROGEN-FUNCT COMPOUNDS	2 849	2 763	1 275	782 LORRIES,SPCL MTR VEH NES	6 771	8 901	4 157
515 ORG-INORG COMPOUNDS ETC	5 093	5 433	2 503	783 ROAD MOTOR VEHICLES NES	493	520	248
516 OTHER ORGANIC CHEMICALS	1 517	1 437	657	784 MOTOR VEHCL PTS,ACC NES	9 305	10 535	4 868
				785 MOTOR & OTHER CYCLES ETC	252	642	277
				786 VEH NES NONMOTR,TRAILERS	1 962	660	298
				791 RAILWAY VEHICLES	84	763	355
				792 AIRCRAFT	27	4 265	2 093
				793 SHIPS AND BOATS	6 678	3 564	1 472



## 7 IMPORTS AND EXPORTS (SPECIAL TRADE) BY COUNTRIES OF PRODUCTION AND CONSUMPTION AND BY GROUPS OF THE SITC-REV. II 1986

GROUP DESCRIPTION	DT * 100 KG	1 000 DM	1 000 \$	GROUP DESCRIPTION	DT * 100 KG	1 000 DM	1 000 \$
812 PLUMBG HEATNG LGHTNG EQU	695	1 408	659	728 OTH MACHY FOR SPCL INDUS	1 011	2 995	1 418
821 FURNITURE	364	853	396	736 MACHINE TOOLS FOR METAL	204	254	121
842 MENS OUTERWEAR NOT KNIT	12	96	44	737 METALWORKING MACHNRY NES	20	78	35
843 WOMENS OUTERWEAR NONKNIT	7	149	64	741 HEATING, COOLING EQUIPMNT	209	778	368
845 OUTERWEAR KNIT NONELASTC	16	228	99	742 PUMPS FOR LIQUIDS ETC	182	1 318	597
846 UNDERWEAR KNITTED	46	298	137	743 PUMPS NES, CENTRIFUGES ETC	367	861	395
847 TXTL CLTHNG ACCESSRYS NES	6	176	84	744 MECHANICAL HANDLING EQU	40	94	45
848 HEADGEAR, NONTXTL CLOTHNG	100	544	248	745 NONELEC MACHY, TOOLS NES	285	1 624	750
851 FOOTWEAR	55	166	76	749 NONELEC MACH PTS, ACC NES	113	428	197
871 OPTICAL INSTRUMENTS	371	2 811	1 309	751 OFFICE MACHINES	115	682	326
872 MEDICAL INSTRUMENTS NES	326	4 265	1 978	752 AUTOMTIC DATA PROC EQUIP	15	219	103
873 METERS & COUNTERS NES	86	547	247	759 OFFICE & AOP MCH PTS, ACC	2	85	39
874 MEASURNG, CONTROLNG INSTR	898	16 135	7 430	764 TELECOM EQPT, PTS, ACC NES	492	5 305	2 569
881 PHOTO APPAR & EQUIPT NES	211	1 502	713	772 SWITCHGEAR ETC & PTS NES	32	326	145
882 PHOTO, CINEMA SUPPLIES	2 770	5 542	2 578	774 ELECTRO-MEDCL, XRAY EQUIP		105	45
884 OPTICAL GOODS NES	52	1 217	557	775 HOUSEHOLD TYPE EQUIP NES	131	257	111
885 WATCHES AND CLOCKS	67	691	323	778 ELECTRICAL MACHINERY NES	27	184	88
892 PRINTED MATTER	946	1 476	681	781 PASS MOTOR VEH EXC BUSES	1 025	3 092	1 411
893 ARTICLES OF PLASTIC NES	4 465	4 536	2 096	782 LORRIES, SPCL MTR VEH NES	793	280	137
894 TOYS, SPORTING GOODS, ETC	946	1 187	538	783 ROAD MOTOR VEHICLES NES	348	69	35
895 OFFICE SUPPLIES NES	1 150	4 610	2 175	784 MOTOR VEHCL PTS, ACC NES	330	1 045	491
897 GOLD, SILVER WARE, JEWELRY	13	1 303	604	843 WOMENS OUTERWEAR NONKNIT	10	138	67
898 MUSICAL INSTRUMENTS, PTS	190	860	393	872 MEDICAL INSTRUMENTS NES	21	224	105
899 OTHER MANUFACTURED GOODS	162	1 955	915	874 MEASURNG, CONTROLNG INSTR	33	603	281
951 WAR FIREARMS, AMMUNITION	19	222	108	881 PHOTO APPAR & EQUIPT NES	8	89	42
				882 PHOTO, CINEMA SUPPLIES	216	292	140
BOLIVIA				892 PRINTED MATTER	106	197	91
IMPORTS	70 306	27 713	12 657	893 ARTICLES OF PLASTIC NES	47	144	70
071 COFFEE AND SUBSTITUTES	4 233	3 997	1 864	894 TOYS, SPORTING GOODS, ETC	35	67	32
072 COCOA	976	474	207	895 OFFICE SUPPLIES NES	309	1 199	572
081 FEEDING STUFF FOR ANIMLS	12 190	481	223	897 GOLD, SILVER WARE, JEWELRY	12	338	164
211 HIDES, SKINS, UNDRESSED	260	992	455	899 OTHER MANUFACTURED GOODS	30	114	52
212 FUR SKINS UNDRESSED	16	428	189	951 WAR FIREARMS, AMMUNITION	6	178	86
248 WOOD SHAPED	857	134	59				
287 BASE METAL ORES, CONC NES	40 641	6 375	2 948	PARAGUAY			
288 NONFERR METAL SCRAP NES	1 312	114	56	IMPORTS	409 086	51 596	23 840
611 LEATHER	49	439	204	011 MEAT FRESH, CHILLD, FROZEN	1 922	1 120	515
634 VENEERS PLYWOOD, ETC	1 803	1 604	712	034 FISH FRESH, CHILLED, FROZN	4	71	36
651 TEXTILE YARN AND THREAD	381	198	87	071 COFFEE AND SUBSTITUTES	2 722	2 578	1 207
667 PEARL PREC-, SEMI-P STONE		78	38	121 TOBACCO UNMNFCTRD, REFUSE	1 578	844	397
687 TIN	7 422	11 090	5 031	211 HIDES, SKINS, UNDRESSED	663	1 453	700
831 TRAVEL GOODS, HANDBAGS	26	106	53	212 FUR SKINS UNDRESSED	188	619	288
845 OUTERWEAR KNIT NONELASTC	27	177	86	222 SEEDS FOR SOFT/FIXED OIL	267 662	12 998	6 144
848 HEADGEAR, NONTXTL CLOTHNG	10	74	33	245 FUEL WOOD NES, CHARCOAL	49 307	3 204	1 446
971 GOLD, NON MONETARY NES	8	818	349	248 WOOD SHAPED	314	82	40
EXPORTS	138 003	55 239	25 890	263 COTTON	65 873	16 611	7 541
001 LIVE ANIMALS	16	308	144	268 WOOL (EXC TOPS), ANML HAIR	612	497	232
022 MILK AND CREAM	1 020	271	133	291 CRUDE ANIMAL MTRIALS NES	856	70	32
046 WHEAT ETC MEAL OR FLOUR	73 000	4 487	2 174	292 CRUDE VEG MATERIALS NES	3 347	2 373	1 088
048 CEREAL ETC PREPARATIONS	53	113	43	424 FIXED VEG OIL NONSOFT	3 184	462	213
054 VEG ETC FRSH, SPLY PRSVD	158	303	50	431 PROCESD ANML VEG OIL, ETC	6 356	461	211
081 FEEDING STUFF FOR ANIMLS	474	290	133	532 DYES NES, TANNING PRODS	1 289	295	138
112 ALCOHOLIC BEVERAGES	166	92	129	551 ESSENTL OIL, PERFUME, ETC	361	816	373
266 SYNTHETIC FIBRE TO SPIN	7 812	2 662	1 285	611 LEATHER	1 678	5 579	2 565
292 CRUDE VEG MATERIALS NES	92	430	44	613 FUR SKINS TANNED, DRESSED	7	114	49
334 PETROLEUM PRODUCTS, REFIN	508	166	848	848 HEADGEAR, NONTXTL CLOTHNG	27	154	76
512 ALCOHOLS, PHENOLS, ETC	283	143	199	896 WORKS OF ART ETC	4	752	350
513 ORGANIC ACIDS, ETC	409	206	65	EXPORTS	84 755	106 441	50 411
514 NITROGEN-FUNCTN COMPOUNDS	154	192	87	001 LIVE ANIMALS	28	135	65
515 ORG-INORG COMPOUNDS ETC	2 874	1 264	611	022 MILK AND CREAM	320	94	46
516 OTHER ORGANIC CHEMICALS	121	158	73	037 FISH ETC PREPD PRSVD NES	173	297	141
522 INORG ELEMNTS, OXIDES, ETC	1 361	252	114	048 CEREAL ETC PREPARATIONS	15 023	560	257
523 OTHR INORGANIC CHEMICALS	1 231	248	116	054 VEG ETC FRSH, SPLY PRSVD	66	80	39
531 SYNT DYE, NAT INDOGO, LAKES	223	749	347	062 SUGAR PREPS NON-COCCA	317	208	97
532 DYES NES, TANNING PRODS	1 700	261	121	073 CHOCOLATE AND PRODUCTS	43	69	31
533 PIGMENTS, PAINTS, ETC	498	413	196	081 FEEDING STUFF FOR ANIMLS	2 240	177	87
541 MEDICINAL ETC PRODUCTS	500	2 728	1 249	112 ALCOHOLIC BEVERAGES	2 460	486	234
551 ESSENTL OIL, PERFUME, ETC	43	255	120	269 WASTE OF TEXTILE FABRICS	290	89	43
553 PERFUMERY, COSMETICS, ETC	208	317	148	274 SULPHUR ETC	4 250	289	134
554 SOAPS, CLEANING ETC PREPS	911	434	196	292 CRUDE VEG MATERIALS NES	203	294	137
562 FERTILIZERS MANUFACTURED	15 026	702	307	334 PETROLEUM PRODUCTS, REFIN	1 738	324	148
582 PROD OF CONDENSATION ETC	2 239	441	214	513 ORGANIC ACIDS, ETC	264	138	62
583 PROD OF POLYMERIZING ETC	5 602	1 290	594	514 NITROGEN-FUNCTN COMPOUNDS	287	302	141
584 CELLULOSE DERIVATIVES ETC	34	85	40	515 ORG-INORG COMPOUNDS ETC	366	794	368
591 PESTICIDES, DISINFECTANTS	634	264	120	516 OTHER ORGANIC CHEMICALS	237	218	103
592 STARCH, INULIN, GLUTEN, ETC	171	122	59	522 INORG ELEMNTS, OXIDES, ETC	1 231	288	130
598 MISC CHEMICAL PRODS NES	1 144	847	388	523 OTHR INORGANIC CHEMICALS	715	212	97
625 RUBBER TYRES, TUBES	51	62	32	531 SYNT DYE, NAT INDOGO, LAKES	366	759	346
628 RUBBER ARTICLES NES	37	136	63	532 DYES NES, TANNING PRODS	551	245	116
641 PAPER AND PAPERBOARD	236	141	67	533 PIGMENTS, PAINTS, ETC	118	83	40
642 ARTICLES OF PAPER ETC	112	127	59	541 MEDICINAL ETC PRODUCTS	447	2 428	1 145
651 TEXTILE YARN AND THREAD	46	61	31	551 ESSENTL OIL, PERFUME, ETC	100	164	76
658 TEXTILE ARTICLES NES	53	116	51	553 PERFUMERY, COSMETICS, ETC	1 352	1 413	641
662 CLAY, REFRACTORY BLDG PRD	2 892	411	200	554 SOAPS, CLEANING ETC PREPS	1 754	588	272
663 OTH NONMETAL MINERAL MFS	194	144	65	562 FERTILIZERS MANUFACTURED	5 723	164	79
665, GLASSWARE	65	97	47	582 PROD OF CONDENSATION ETC	1 660	637	293
674 IRN, STL UNIV, PLATE, SHEET	2 267	241	110	583 PROD OF POLYMERIZING ETC	1 389	477	215
684 ALUMINIUM	97	179	77	584 CELLULOSE DERIVATIVES ETC	90	129	60
692 METAL TANKS, BOXES, ETC	63	186	89	591 PESTICIDES, DISINFECTANTS	1 484	2 470	1 197
695 TOOLS	286	746	337	592 STARCH, INULIN, GLUTEN, ETC	411	202	96
699 OTHER METAL MANUFACTURES	349	429	202	598 MISC CHEMICAL PRODS NES	805	463	212
712 STEAM ENGINES, TURBINES	23	165	81	613 FUR SKINS TANNED, DRESSED	3	201	91
713 INTRNL COMBUS PISTN ENGN	239	1 033	465	625 RUBBER TYRES, TUBES	839	117	55
714 ENGINES & MOTORS NES	8	103	48	628 RUBBER ARTICLES NES	184	380	177
716 ROTATING ELECTRIC PLANT	77	262	117	641 PAPER AND PAPERBOARD	194	120	56
722 TRACTORS NON-ROAD	984	759	349	642 ARTICLES OF PAPER ETC	74	92	41
723 CIVIL ENGINEERG EQUIP ETC	1 712	1 706	785	651 TEXTILE YARN AND THREAD	45	149	64
724 TEXTILE, LEATHER MACHNRY	172	1 160	549	659 FLOOR COVERINGS ETC	51	198	92
725 PAPER ETC MILL MACHINERY	49	124	59	663 OTH NONMETAL MINERAL MFS	138	136	65
726 PRINTG, BKBINDG MACHY, PTS	115	598	278	665 GLASSWARE	106	196	91
727 FOOD MACHRY NON-DOMESTIC	34	251	118	674 IRN, STL UNIV, PLATE, SHEET	772	127	59



## 7 IMPORTS AND EXPORTS (SPECIAL TRADE) BY COUNTRIES OF PRODUCTION AND CONSUMPTION AND BY GROUPS OF THE SITC-REV. II 1966

GROUP DESCRIPTION	DT = 100 KG	1 000 DM	1 000 \$	GROUP DESCRIPTION	DT = 100 KG	1 000 DM	1 000 \$
675 IRON, STEEL HOOP, STRIP	642	82	35	EXPORTS	257 068	152 961	71 548
678 IRON, STL TUBES, PIPES, ETC	755	132	59				
682 COPPER EXC CEMENT COPPER	21	128	56	012 MEAT DRIED, SALTED, SMOKED	56	76	38
684 ALUMINIUM	34	129	61	022 MILK AND CREAM	620	166	82
691 STRUCTURES AND PARTS NES	3 030	1 386	664	024 CHEESE AND CURD	166	117	56
692 METAL TANKS, BOXES, ETC	538	188	84	037 FISH ETC PREPD PRSVD NES	122	164	80
693 WIRE PRODUCTS NON ELECTR	54	99	44	054 VEG ETC FRSH, SMPLY PRSVD	66	141	65
694 STL, COPPR NAILS, NUTS, ETC	368	166	83	061 SUGAR AND HONEY	457	73	36
695 TOOLS	338	744	348	073 CHOCOLATE AND PRODUCTS	96	103	51
696 CUTLERY	25	258	120	081 FEEDING STUFF FOR ANIMLS	1 013	182	86
697 BASE MTL HOUSEHOLD EQUIP	68	137	65	211 HIDES, SKINS, UNDRESSED	1 108	449	220
699 OTHER METAL MANUFACTURES	200	296	136	233 RUBBER, SYNTHETIC, RECLAIMD	4 314	1 611	744
713 INTRNL COMBUS PISTN ENGN	299	851	412	266 SYNTHETIC FIBRE TO SPIN	2 483	1 099	511
716 ROTATING ELECTRIC PLANT	114	241	118	273 STONE, SAND AND GRAVEL	3 510	97	46
721 AGRIC MACHY, EXC TRACTORS	74	248	117	278 OTHER CRUDE MINERALS	1 567	152	73
722 TRACTORS NON-ROAD	490	437	203	292 CRUDE VEG MATERIALS NES	626	1 192	539
724 TEXTILE, LEATHER MACHNRY	1 483	4 108	1 903	334 PETROLEUM PRODUCTS, REFIN	15 888	4 193	1 967
725 PAPER ETC MILL MACHINERY	485	122	57	335 RESIDUAL PETRLM PROD NES	1 026	175	81
726 PRINTG, BKBINDG MACHY, PTS	113	289	126	423 FIXED VEG OILS, SOFT	2 840	305	153
727 FOOD MACHRY NON-DOMESTIC	584	851	392	431 PROCESD ANML VEG OIL, ETC	386	139	64
728 OTH MACHY FOR SPCL INDUS	229	2 268	1 101	511 HYDROCARBONS NES, DERIVS	937	226	108
736 MACHINE TOOLS FOR METAL	440	94	42	512 ALCOHOLS, PHENOLS, ETC	579	363	156
741 HEATING, COOLING EQUIPMNT	3 440	4 054	1 848	513 ORGANIC ACIDS, ETC	9 515	1 701	774
742 PUMPS FOR LIQUIDS ETC	10	96	44	514 NITROGEN-FUNCTN COMPOUNDS	1 249	2 066	961
743 PUMPS NES, CENTRIFUGES ETC	336	1 015	482	515 ORG-INORG COMPOUNDS ETC	355	2 432	1 132
744 MECHANICAL HANDLING EQU	464	430	195	516 OTHER ORGANIC CHEMICALS	1 799	904	417
745 NONELEC MACHY, TOOLS NES	117	1 362	633	522 INORG ELEMNTS, OXIDES, ETC	6 696	971	445
749 NONELEC MACH PTS, ACC NES	197	649	297	523 OTHR INORGANIC CHEMICALS	15 974	1 717	797
751 OFFICE MACHINES	115	747	352	531 SYNT DYE, NAT INDGO, LAKES	2 789	7 431	3 473
752 AUTOMTIC DATA PROC EQUIP	38	589	272	532 DYES NES, TANNING PRODS	5 303	1 940	915
759 OFFICE & ADP MCH PTS, ACC	3	131	60	533 PIGMENTS, PAINTS, ETC	6 103	3 326	1 514
762 RADIO BROADCAST RECEIVERS	26	95	45	541 MEDICINAL ETC PRODUCTS	831	8 985	4 132
763 SOUND RECORDRS, PHONOGRPH	4	278	137	551 ESSENTL OIL, PERFUME, ETC	55	324	148
764 TELECOM EQPT, PTS, ACC NES	519	12 649	6 045	553 PERFUMERY, COSMETICS, ETC	108	290	138
771 ELECTRIC POWER MACHY NES	947	1 569	765	554 SOAPS CLEANING ETC PREPS	8 762	2 953	1 364
772 SWITCHGEAR ETC & PTS NES	1 907	5 977	2 831	562 FERTILIZERS MANUFACTURED	55 321	1 053	485
773 ELECTR DISTRIBUTING MACH	6 638	9 686	4 592	582 PROD OF CONDENSATION ETC	10 824	5 738	2 664
774 ELECTRO-MEDCL, XRAY EQUIP	79	3 248	1 608	583 PROD OF POLYMERIZING ETC	32 156	7 239	3 401
775 HOUSEHOLD TYPE EQUIP NES	173	332	156	584 CELLULOSE DERIVATIVES ETC	394	341	157
776 TRANSISTORS, VALVES, ETC	9	441	204	591 PESTICIDES, DISINFECTANTS	3 856	3 970	1 840
778 ELECTRICAL MACHINERY NES	284	444	208	592 STARCH, INULIN, GLUTEN, ETC	82	280	129
781 PASS MOTOR VEH EXC BUSES	4 461	12 370	5 858	598 MISC CHEMICAL PRODS NES	8 312	4 083	1 909
782 LORRIES, SPCL MTR VEH NES	251	382	173	611 LEATHER	17	115	51
784 MOTOR VEHCL PTS, ACC NES	1 195	3 203	1 487	612 LEATHER ETC MANUFACTURES	326	229	107
793 SHIPS AND BOATS	870	210	105	613 FUR SKINS TANNED, DRESSED	98	1 624	803
846 UNDERWEAR KNITTED	28	188	87	621 MATERIALS OF RUBBER	112	142	66
871 OPTICAL INSTRUMENTS		79	38	625 RUBBER TYRES, TUBES	646	675	320
872 MEDICAL INSTRUMENTS NES	5	487	226	628 RUBBER ARTICLES NES	401	1 027	480
874 MEASURING, CONTROLLING INSTR	144	11 376	5 592	641 PAPER AND PAPERBOARD	1 109	771	364
881 PHOTO APPAR & EQUIP NES	29	280	139	642 ARTICLES OF PAPER ETC	119	255	123
882 PHOTO, CINEMA SUPPLIES	107	234	105	651 TEXTILE YARN AND THREAD	312	356	173
884 OPTICAL GOODS NES	1	306	143	652 COTTON FABRICS, WOVEN	91	237	113
885 WATCHES AND CLOCKS	15	118	56	653 WOVN MAN-MADE FIB FABRIC	523	841	392
892 PRINTED MATTER	152	232	109	657 SPECIAL TEXTILE ETC PROD	327	728	339
893 ARTICLES OF PLASTIC NES	237	411	197	662 CLAY, REFRACTORY BLDG PRD	172	76	35
894 TOYS, SPORTING GOODS, ETC	20	110	50	663 OTH NONMETAL MINERAL MFS	524	522	241
895 OFFICE SUPPLIES NES	143	618	286	664 GLASS	521	117	54
898 MUSICAL INSTRUMENTS, PTS	23	159	76	665 GLASSWARE	251	356	165
899 OTHER MANUFACTURED GOODS	33	125	54	673 IRON AND STEEL SHAPES	557	184	87
951 WAR FIREARMS, AMMUNITION	4	86	37	674 IRN, STL UNIV, PLATE, SHEET	7 604	1 466	705
				675 IRON STEEL HOOP, STRIP	3 708	1 161	525
URUGUAY				678 IRON, STL TUBES, PIPES, ETC	212	144	68
				682 COPPER EXC CEMENT COPPER	150	130	62
IMPORTS	304 333	1 88 456	87 312	683 NICKEL	90	95	45
				685 LEAD	320	73	31
011 MEAT FRESH, CHILLO, FROZEN	42 335	25 433	11 441	691 STRUCTURES AND PARTS NES	161	91	43
014 MEAT PREPD, PRSVD, NES ETC	80	113	50	693 WIRE PRODUCTS NON ELECTR	314	130	64
034 FISH FRESH, CHILLED, FROZN	32 636	10 074	4 679	694 STL, COPPR NAILS, NUTS ETC	223	319	153
036 SHELL FISH FRESH, FROZEN	72	114	54	695 TOOLS	303	988	473
037 FISH ETC PREPD PRSVD NES	294	102	51	696 CUTLERY	42	250	116
042 RICE	4 579	437	185	699 OTHER METAL MANUFACTURES	1 426	827	391
057 FRUIT, NUTS, FRESH, DRIED	28 039	2 433	1 191	713 INTRNL COMBUS PISTN ENGN	1 262	2 284	1 079
061 SUGAR AND HONEY	20 969	3 935	1 790	716 ROTATING ELECTRIC PLANT	159	277	132
081 FEEDING STUFF FOR ANIMLS	23 698	696	311	721 AGRIC MACHY, EXC TRACTORS	372	500	231
211 HIDES, SKINS, UNDRESSED	143	152	70	722 TRACTORS NON-ROAD	5 283	4 358	2 026
212 FUR SKINS UNDRESSED	25	193	96	723 CIVIL ENGINEERG EQUIP ETC	67	156	77
222 SEEDS FOR SOFT/FIXED OIL	14 867	889	437	724 TEXTILE, LEATHER MACHNRY	1 399	6 420	3 098
268 WOOL(EXC TOPS), ANML HAIR	24 853	13 195	6 138	725 PAPER ETC MILL MACHINERY	45	267	129
291 CRUDE ANIMAL MTRIALS NES	63 666	9 773	4 476	726 PRINTG, BKBINDG MACHY, PTS	29	154	72
292 CRUDE VEG MATERIALS NES	195	376	175	727 FOOD MACHRY NON-DOMESTIC	516	4 364	1 999
431 PROCESD ANML VEG OIL, ETC	623	108	51	728 OTH MACHY FOR SPCL INDUS	526	1 652	793
512 ALCOHOLS, PHENOLS, ETC	1 531	689	297	736 MACHINE TOOLS FOR METAL	66	115	59
585 PLASTIC MATERIALS NES	4	1 757	833	741 HEATING, COOLING EQUIPMNT	379	1 124	525
611 LEATHER	4 809	15 763	7 305	742 PUMPS FOR LIQUIDS ETC	200	852	408
612 LEATHER ETC MANUFACTURES	926	3 963	1 843	743 PUMPS NES, CENTRIFUGES ETC	173	985	460
613 FUR SKINS TANNED, DRESSED	3 094	10 693	4 920	744 MECHANICAL HANDLING EQU	156	331	158
625 RUBBER TYRES, TUBES	267	274	128	745 NONELEC MACHY, TOOLS NES	288	1 977	948
651 TEXTILE YARN AND THREAD	25 761	22 716	10 294	749 NONELEC MACH PTS, ACC NES	349	1 493	692
654 OTH WOVEN TEXTILE FABRIC	3 002	12 548	5 858	751 OFFICE MACHINES	254	475	225
662 CLAY, REFRACTORY BLDG PRD	1 373	144	73	752 AUTOMTIC DATA PROC EQUIP	39	422	200
666 POTTERY	76	240	113	759 OFFICE & ADP MCH PTS, ACC	1	77	34
667 PEARL, PREC-, SEMI-P STONE	50	161	72	764 TELECOM EQPT PTS, ACC NES	903	4 787	2 257
713 INTRNL COMBUS PISTN ENGN	41	105	45	771 ELECTRIC POWER MACHY NES	89	68	33
744 MECHANICAL HANDLING EQU	670	290	125	772 SWITCHGEAR ETC & PTS NES	304	1 236	575
781 PASS MOTOR VEH EXC BUSES	189	144	66	773 ELECTR DISTRIBUTING MACH	61	118	54
784 MOTOR VEHCL PTS, ACC NES	277	632	292	774 ELECTRO-MEDCL, XRAY EQUIP	3	267	121
842 MENS OUTERWEAR NOT KNIT	276	1 062	525	775 HOUSEHOLD TYPE EQUIP NES	1 105	1 331	623
843 WOMENS OUTERWEAR NONKNIT	30	122	60	776 TRANSISTORS, VALVES, ETC	6	145	65
845 OUTERWEAR KNIT NONELASTC	25	150	75	778 ELECTRICAL MACHINERY NES	968	2 239	1 041
848 HEADGEAR, NONXTL CLOTHNG	3 931	45 618	21 632	781 PASS MOTOR VEH EXC BUSES	2 671	8 922	4 106
851 FOOTWEAR	122	566	277	784 MOTOR VEHCL PTS, ACC NES	3 768	8 267	3 998
872 MEDICAL INSTRUMENTS NES	8	309	143	785 MOTOR & OTHER CYCLES ETC	96	68	32
896 WORKS OF ART ETC	1	1 397	630	791 RAILWAY VEHICLES	3	79	40
899 OTHER MANUFACTURED GOODS	8	430	206	872 MEDICAL INSTRUMENTS NES	116	796	364
				873 METERS & COUNTERS NES	37	510	223



GROUP DESCRIPTION	DT = 100 KG	1 000 DM	1 000 \$	GROUP DESCRIPTION	DT = 100 KG	1 000 DM	1 000 \$
874 MEASURING, CONTROLLING INSTR	220	2 273	1 054	073 CHOCOLATE AND PRODUCTS	238	296	144
881 PHOTO APPAR & EQUIPT NES	16	155	69	075 SPICES	588	299	138
882 PHOTO, CINEMA SUPPLIES	126	300	141	081 FEEDING STUFF FOR ANIMLS	2 130	448	213
884 OPTICAL GOODS NES		104	47	112 ALCOHOLIC BEVERAGES	475	101	47
885 WATCHES AND CLOCKS	6	114	52	233 RUBBER, SYNTHETIC, RECLAIMED	29 400	9 996	4 609
892 PRINTED MATTER	227	414	193	251 PULP AND WASTE PAPER	24 826	702	340
893 ARTICLES OF PLASTIC NES	488	843	388	266 SYNTHETIC FIBRE TO SPIN	2 916	1 401	685
894 TOYS, SPORTING GOODS, ETC	86	468	202	278 OTHER CRUDE MINERALS	17 033	2 247	1 049
895 OFFICE SUPPLIES NES	491	1 525	705	287 BASE METAL ORES, CONC NES	5 964	910	424
897 GOLD, SILVER WARE, JEWELRY		98	45	292 CRUDE VEG MATERIALS NES	5 743	5 595	2 593
898 MUSICAL INSTRUMENTS, PTS	52	191	87	322 COAL, LIGNITE, PEAT	5 809	237	108
899 OTHER MANUFACTURED GOODS	180	629	277	334 PETROLEUM PRODUCTS, REFIN	12 800	4 239	1 982
951 WAR FIREARMS, AMMUNITION	93	775	384	335 RESIDUAL PETRLM PROD NES	43 504	3 643	1 669
				411 ANIMAL OILS AND FATS	316	116	57
ARGENTINA				424 FIXED VEG OIL NONSOFT	706	266	134
				431 PROCESD ANML VEG OIL, ETC	785	280	126
IMPORTS	18 619 099	1 362 454	636 538	511 HYDROCARBONS NES, DERIVS	20 396	3 042	1 420
001 LIVE ANIMALS	118	230	104	512 ALCOHOLS, PHENOLS, ETC	20 783	8 475	3 864
011 MEAT FRESH, CHILLED, FROZEN	326 972	320 453	148 681	513 ORGANIC ACIDS, ETC	45 970	12 131	5 628
014 MEAT PREPD, PRSD, NES ETC	58 886	32 226	14 824	514 NITROGEN-FUNCTN COMPOUNDS	28 482	32 511	15 134
034 FISH FRESH, CHILLED, FROZEN	61 369	16 435	7 667	515 ORG-INORG COMPOUNDS ETC	18 472	38 937	18 115
036 SHELL FISH FRESH, FROZEN	1 332	2 083	1 017	516 OTHER ORGANIC CHEMICALS	11 072	7 877	3 691
037 FISH ETC PREPD PRSDV NES	91	228	105	522 INORG ELEMNTS, OXIDES, ETC	39 460	8 038	3 728
044 MAIZE UNMILLED	1 142 936	31 166	14 815	523 OTHR INORGANIC CHEMICALS	63 600	9 620	4 456
045 CEREALS NES UNMILLED	115 380	4 936	2 236	531 SYNT DYE, NAT INDGO, LAKES	4 922	16 774	7 803
054 VEG ETC FRSH, SMPLY PRSDV	17 538	3 252	1 511	532 DYES NES, TANNING PRODS	915	439	198
056 VEGETABLES ETC PRSDV, PREPD	404	201	90	533 PIGMENTS, PAINTS, ETC	20 778	10 743	5 065
057 FRUIT, NUTS, FRESH, DRIED	243 947	34 235	15 544	541 MEDICINAL ETC PRODUCTS	7 212	36 846	17 047
058 FRUIT PRESERVED, PREPARED	51 712	14 944	6 876	551 ESSENTIAL OIL, PERFUME, ETC	271	1 585	740
061 SUGAR AND HONEY	103 563	20 776	9 436	553 PERFUMERY, COSMETICS, ETC	20	93	47
074 TEA AND MATE	6 548	2 080	966	554 SOAPS, CLEANING ETC PREPS	16 744	6 501	3 041
081 FEEDING STUFF FOR ANIMLS	8 480 061	294 160	137 568	562 FERTILIZERS MANUFACTURED	31 636	1 149	538
112 ALCOHOLIC BEVERAGES	3 328	980	457	582 PROD OF CONDENSATION ETC	39 914	28 011	13 065
121 TOBACCO UNMNFCTRD, REFUSE	54 944	29 847	13 799	583 PROD OF POLYMERIZING ETC	147 987	34 706	16 074
212 FUR SKINS UNDERESSED	18	642	310	584 CELLULOSE DERIVATIVES ETC	8 546	7 329	3 406
222 SEEDS FOR SOFT/FIXED OIL	6 379 618	299 137	143 465	585 PLASTIC MATERIALS NES	958	2 032	925
223 SEEDS FOR OTH FIXED OILS	665	84	37	591 PESTICIDES, DISINFECTANTS	12 352	15 090	7 108
233 RUBBER, SYNTHETIC, RECLAIMED	27 162	4 426	1 968	592 STARCH, INULIN, GLUTEN, ETC	2 418	1 931	878
251 PULP AND WASTE PAPER	10 062	861	366	598 MISC CHEMICAL PRODS NES	43 487	18 162	8 455
263 COTTON	20 265	2 014	867	605 INDUSTRIAL PLANT, CHAP 73	1 127	18 375	7 885
268 WOOL (EXC TOPS), ANML HAIR	27 912	18 771	8 513	612 LEATHER ETC MANUFACTURES	26	170	79
291 CRUDE ANIMAL MTRIALS NES	56 424	5 881	2 723	613 FUR SKINS TANNED, DRESSED	19	1 007	459
292 CRUDE VEG MATERIALS NES	17 551	9 217	4 225	621 MATERIALS OF RUBBER	670	1 436	667
323 BRIQUETS, COKE, SEMI-COKE	85 950	1 568	704	625 RUBBER TYRES, TUBES	417	291	131
335 RESIDUAL PETRLM PROD NES	344 118	7 960	3 560	628 RUBBER ARTICLES NES	725	3 766	1 757
423 FIXED VEG OILS SOFT	291 747	25 276	12 044	635 WOOD MANUFACTURES NES	26	81	40
424 FIXED VEG OIL NONSOFT	39 747	4 559	2 102	641 PAPER AND PAPERBOARD	4 473	3 812	1 750
431 PROCESD ANML VEG OIL, ETC	69 658	3 836	1 783	642 ARTICLES OF PAPER ETC	608	1 233	570
511 HYDROCARBONS NES, DERIVS	47 945	5 506	2 453	651 TEXTILE YARN AND THREAD	3 160	3 381	1 535
512 ALCOHOLS, PHENOLS, ETC	2 074	211	92	653 WOVN MAN-MADE FIB FABRIC	246	411	198
513 ORGANIC ACIDS, ETC	9 446	1 618	721	654 OTH WOVN TEXTILE FABRIC	53	183	82
514 NITROGEN-FUNCTN COMPOUNDS	15 565	1 583	722	655 KNIT ETC FABRICS	49	176	82
516 OTHER ORGANIC CHEMICALS	32	1 380	642	657 SPECIAL TEXTILE ETC PROD	1 115	3 489	1 630
522 INORG ELEMNTS, OXIDES, ETC	2 194	240	113	658 TEXTILE ARTICLES NES	25	144	67
523 OTHR INORGANIC CHEMICALS	4 238	860	356	659 FLOOR COVERINGS ETC	59	98	45
532 DYES NES, TANNING PRODS	12 542	2 831	1 288	662 CLAY, REFRACTORY BLDG PRD	70 985	15 402	7 147
541 MEDICINAL ETC PRODUCTS	408	9 434	4 258	663 OTH NONMETAL MINERAL MFS	35 229	11 284	5 291
551 ESSENTIAL OIL PERFUME, ETC	503	1 055	4 258	664 GLASS	11 240	2 303	1 067
583 PROD OF POLYMERIZING ETC	7 127	1 194	483	665 GLASSWARE	625	1 071	496
585 PLASTIC MATERIALS NES	311	2 956	544	666 POTTERY	114	180	87
611 LEATHER	12 987	17 330	1 345	667 PEARL, PREC-, SEMI-P STONE		79	36
612 LEATHER ETC MANUFACTURES	53	199	7 962	671 PIG IRON ETC	3 949	1 071	495
613 FUR SKINS TANNED, DRESSED	1 582	16 185	93	672 IRON, STL PRIMARY FORMS	442 927	20 523	10 173
621 MATERIALS OF RUBBER	165	69	7 518	673 IRON AND STEEL SHAPES	9 722	1 689	778
641 PAPER AND PAPERBOARD	7 930	423	32	674 IRN, STL UNIV. PLATE, SHEET	203 936	28 845	13 652
651 TEXTILE YARN AND THREAD	13 773	10 863	192	675 IRON, STEEL HOOP, STRIP	22 568	6 575	3 055
652 COTTON FABRICS, WOVEN	8 638	7 554	4 786	676 RAILWAY RAILS ETC IRN, STL	1 103	145	64
667 PEARL, PREC-, SEMI-P STONE	53	218	3 529	677 IRN, STL WIRE EXCL W ROD	1 222	1 585	751
673 IRON AND STEEL SHAPES	77 497	5 413	99	678 IRON, STL TUBES, PIPES, ETC	7 247	2 399	1 115
674 IRN, STL UNIV. PLATE, SHEET	273 696	23 630	2 487	681 SILVER, PLATINUM, ETC	1	252	112
678 IRON, STL TUBES, PIPES, ETC	4 449	508	10 603	682 COPPER EXC CEMENT COPPER	3 047	4 009	1 883
682 COPPER EXC CEMENT COPPER	720	233	255	683 NICKEL	590	1 973	914
684 ALUMINIUM	65 548	19 392	104	684 ALUMINIUM	960	1 306	601
687 TIN	397	474	9 056	691 STRUCTURES AND PARTS NES	63	161	78
713 INTRNL COMBUS PISTN ENGN	483	1 073	234	692 METAL TANKS, BOXES, ETC	684	730	352
724 TEXTILE, LEATHER MACHNRY	65	202	493	693 WIRE PRODUCTS NON ELECTR	1 155	761	354
742 PUMPS FOR LIQUIDS ETC	80	1 743	91	694 STL COPPR NAILS, NUTS, ETC	543	949	448
743 PUMPS NES, CENTRIFUGES ETC	42	195	815	695 TOOLS	1 182	5 462	2 546
745 NONELEC MACHY, TOOLS NES	1 499	974	87	696 CUTLERY	299	2 720	1 284
749 NONELEC MACH. PTS, ACC NES	87	258	419	699 OTHER METAL MANUFACTURES	5 665	9 915	4 676
752 AUTOMATIC DATA PROC EQUIP	406	5 929	122	700 INDUSTRIAL PLANT, CHAP 84	17 013	121 080	52 951
759 OFFICE & ADP MCH PTS, ACC	28	1 378	2 820	703 INDUSTRIAL PLANT, CHAP 85	365	6 746	2 825
764 TELECOM EQPT, PTS, ACC NES	2	84	632	711 STEAM BOILERS & AUX PLNT	364	6 857	3 349
776 TRANSISTORS, VALVES, ETC	23	1 104	36	712 STEAM ENGINES, TURBINES	80	4 634	2 226
781 PASS MOTOR VEH EXC BUSES	111	155	500	713 INTRNL COMBUS PISTN ENGN	4 724	21 180	10 159
792 AIRCRAFT	26	559	72	714 ENGINES & MOTORS NES	38	271	125
793 SHIPS AND BOATS	322	301	257	716 ROTATING ELECTRIC PLANT	641	2 907	1 390
842 MENS OUTERWEAR NOT KNIT	1 250	1 968	133	718 OTH POWER GENERATG MACHY	239	1 208	561
843 WOMENS OUTERWEAR NONKNIT	101	233	912	721 AGRIC MACHY, EXC TRACTORS	229	688	313
848 HEADGEAR, NONXTL CLOTHING	1 220	10 077	109	723 CIVIL ENGINEERG EQUIP ETC	770	1 947	908
851 FOOTWEAR	188	713	4 886	724 TEXTILE, LEATHER MACHNRY	13 197	52 049	24 502
871 OPTICAL INSTRUMENTS	8	221	333	725 PAPER ETC MILL MACHINERY	995	3 698	1 740
874 MEASURING, CONTROLLING INSTR	66	999	99	726 PRINTG, BKBINDG MACHY, PTS	2 928	15 009	7 037
892 PRINTED MATTER	8	73	480	727 FOOD MACHRY NON-DOMESTIC	2 073	6 280	2 979
896 WORKS OF ART ETC	2	119	34	728 OTH MACHY FOR SPCL INDUS	8 207	35 990	16 782
941 ZOO ANIMALS, PETS	39	814	58	736 MACHINE TOOLS FOR METAL	8 172	15 924	7 391
			737	737 METALWORKING MACHNRY NES	2 149	2 455	1 136
EXPORTS	1 778 135	1 512 870	697 312	741 HEATING, COOLING EQUIPMNT	5 906	12 219	5 725
001 LIVE ANIMALS	183	1 124	742	742 PUMPS FOR LIQUIDS ETC	817	4 020	1 902
037 FISH ETC PREPD PRSDV NES	23	356	743	743 PUMPS NES, CENTRIFUGES ETC	1 513	11 172	5 237
048 CEREAL ETC PREPARATIONS	1 397	493	516	744 MECHANICAL HANDLING EQU	3 081	4 118	1 917
061 SUGAR AND HONEY	4 141	724	174	745 NONELEC MACHY, TOOLS NES	2 105	14 040	6 488
071 COFFEE AND SUBSTITUTES	12	63	234	749 NONELEC MACH PTS, ACC NES	9 670	32 134	15 044
			327	751 OFFICE MACHINES	353	1 672	784
			30	752 AUTOMATIC DATA PROC EQUIP	207	4 307	2 049



## 7 IMPORTS AND EXPORTS (SPECIAL TRADE) BY COUNTRIES OF PRODUCTION AND CONSUMPTION AND BY GROUPS OF THE SITC-REV. II 1986

GROUP DESCRIPTION	DT = 100 KG	1 000 DM	1 000 \$	GROUP DESCRIPTION	DT = 100 KG	1 000 DM	1 000 \$
759 OFFICE & ADP MCH PTS,ACC	128	3 985	1 816	233 RUBBER,SYNTHTIC,RECLAIMO	182	101	47
761 TELEVISION RECEIVERS	319	1 412	666	266 SYNTHETIC FIBRE TO SPIN	301	110	49
762 RADIO BROADCAST RECEIVRS	14	93	42	278 OTHER CRUDE MINERALS	1 479	76	38
763 SOUND RECORDS,PHONOGRPH	569	7 547	3 555	292 CRUDE VEG MATERIALS NES	120	103	40
764 TELECOM EQPT,PTS,ACC NES	10 155	114 285	53 264	322 COAL,LIGNITE,PEAT	22 008	613	279
771 ELECTRIC POWER MACHY NES	197	1 886	843	334 PETROLEUM PRODUCTS,REFIN	4 626	931	421
772 SWITCHGEAR ETC & PTS NES	2 725	27 048	12 694	431 PROCEED ANML VEG OIL,ETC	3 213	780	353
773 ELECTR DISTRIBUTING MACH	1 818	2 276	1 086	511 HYDROCARBONS NES,DERIVS	1 623	288	128
774 ELECTRO-MEDCL,XRAY EQUIP	273	5 582	2 529	512 ALCOHOLS,PHENOLS,ETC	1 172	205	93
775 HOUSEHOLD TYPE EQUIP NES	222	1 607	749	513 ORGANIC ACIDS,ETC	1 268	424	194
776 TRANSISTORS,VALVES,ETC	3 935	10 915	4 932	514 NITROGEN-FUNCTN COMPOUNDS	1 593	651	304
778 ELECTRICAL MACHINERY NES	5 089	21 965	10 372	515 ORG-INORG COMPOUNDS ETC	74	68	30
781 PASS MOTOR VEH EXC BUSES	7 688	31 243	14 412	516 OTHER ORGANIC CHEMICALS	373	264	128
782 LORRIES,SPCL MTR VEH NES	281	1 027	506	522 INORG ELEMNTS,OXIDES,ETC	2 657	248	112
784 MOTOR VEHCL PTS,ACC NES	20 402	48 457	22 710	523 OTHR INORGANIC CHEMICALS	29 028	2 814	1 341
785 MOTOR & OTHER CYCLES ETC	18	130	60	531 SYNT DYE,NAT INDGO,LAKES	408	1 051	492
786 VEH NES NONMOTR,TRAILERS	154	136	64	533 PIGMENTS,PAINTS,ETC	1 807	1 299	604
792 AIRCRAFT	28	1 988	977	541 MEDICINAL ETC PRODUCTS	1 561	7 145	3 304
801 INDUSTRIAL PLANT,CHAP 90	2	103	45	551 ESSENTL OIL,PERFUME,ETC	195	718	332
812 PLUMB,HEATNG,LGHTNG EQU	65	443	205	553 PERFUMERY,COSMETICS,ETC	671	1 084	497
821 FURNITURE	299	489	225	554 SOAPS,CLEANING ETC PREPS	5 829	2 006	937
842 MENS OUTERWEAR NOT KNIT	14	161	74	562 FERTILIZERS MANUFACTURED	2 042	215	99
843 WOMENS OUTERWEAR NONKNIT	16	214	94	582 PROD OF CONDENSATION ETC	4 963	2 902	1 314
845 OUTERWEAR KNIT NONELASTC	8	124	54	583 PROD OF POLYMERIZING ETC	22 042	4 878	2 253
848 HEADGEAR,NONTXTL CLOTHNG	8	328	153	584 CELLULOSE DERIVATIVES ETC	812	731	346
851 FOOTWEAR	66	130	60	585 PLASTIC MATERIALS NES	47	77	35
871 OPTICAL INSTRUMENTS	53	2 815	1 298	591 PESTICIDES,DISINFECTANTS	1 135	1 406	634
872 MEDICAL INSTRUMENTS NES	709	14 671	6 972	592 STARCH,INULIN,GLUTEN,ETC	10 109	1 285	610
873 METERS & COUNTERS NES	49	508	237	598 MISC CHEMICAL PRODS NES	6 768	2 751	1 266
874 MEASURING,CONTROLNG INSTR	792	23 404	10 955	611 LEATHER	144	241	109
881 PHOTO APPAR & EQUIPT NES	673	5 645	2 627	621 MATERIALS OF RUBBER	414	355	156
882 PHOTO,CINEMA SUPPLIES	8 697	15 223	7 138	625 RUBBER TYRES,TUBES	1 456	1 119	510
883 DEVELOPED CINEMA FILM	1	66	31	628 RUBBER ARTICLES NES	207	389	180
884 OPTICAL GOODS NES	7	884	417	634 VENEERS,PLYWOOD,ETC	5 304	2 223	1 018
885 WATCHES AND CLOCKS	941	11 008	5 161	635 WOOD MANUFACTURES NES	87	75	34
892 PRINTED MATTER	7 109	16 248	7 416	641 PAPER AND PAPERBOARD	14 040	2 937	1 361
893 ARTICLES OF PLASTIC NES	1 440	3 700	1 729	642 ARTICLES OF PAPER ETC	11 786	4 849	2 215
894 TOYS,SPORTING GOODS,ETC	354	1 081	510	651 TEXTILE YARN AND THREAD	381	1 309	597
895 OFFICE SUPPLIES NES	579	2 516	1 162	652 COTTON FABRICS,WOVEN	3 521	9 014	4 163
896 WORKS OF ART ETC		66	32	653 WOVN MAN-MADE FIB FABRIC	1 918	6 006	2 784
897 GOLD,SILVER WARE,JEWELRY	27	442	204	654 OTH WOVEN TEXTILE FABRIC	286	828	397
898 MUSICAL INSTRUMENTS,PTS	678	4 044	1 879	655 KNIT ETC FABRICS	721	1 373	628
899 OTHER MANUFACTURED GOODS	237	3 192	1 498	656 LACE,RIBBONS,TULLE,ETC	46	211	97
941 ZOO ANIMALS,PETS	26	67	30	657 SPECIAL TEXTILE ETC PROD	2 264	2 252	1 034
951 WAR FIREARMS,AMMUNITION	10	122	58	658 TEXTILE ARTICLES NES	138	452	212
				659 FLOOR COVERINGS ETC	311	318	146
FALKLAND IS				662 CLAY,REFRACTORY BLDG PRD	15 999	1 863	878
IMPORTS	30	65	32	663 OTH NONMETAL MINERAL MFS	2 099	846	381
EXPORTS	339	119	53	664 GLASS	10 092	1 238	560
CYPRUS				665 GLASSWARE	4 710	1 266	592
IMPORTS	524 570	67 265	30 593	666 POTTERY	814	1 377	625
054 VEG ETC FRSH,SMPLY PRSVD	134 028	7 525	3 347	667 PEARL,PREC-,SEMI-P STONE		1 237	560
057 FRUIT,NUTS,FRESH,DRIED	252 751	25 375	11 384	673 IRON AND STEEL SHAPES	6 407	505	231
058 FRUIT PRESERVED,PREPARED	11 428	2 784	1 252	674 IRN,STL UNIV,PLATE,SHEET	28 603	2 789	1 325
081 FEEDING STUFF FOR ANIMLS	2 096	73	33	675 IRON,STEEL HOOP,STRIP	1 272	371	177
112 ALCOHOLIC BEVERAGES	6 908	860	412	678 IRON,STL TUBES,PIPES,ETC	258	206	94
274 SULPHUR ETC	5 835	161	75	681 SILVER,PLATINUM,ETC	29	1 548	713
278 OTHER CRUDE MINERALS	38 448	1 405	638	682 COPPER EXC CEMENT COPPER	1 045	811	375
287 BASE METAL ORES,CONC NES	7 200	754	363	684 ALUMINIUM	285	343	161
288 NONFERR METAL SCRAP NES	2 829	465	213	691 STRUCTURES AND PARTS NES	1 056	1 144	532
292 CRUDE VEG MATERIALS NES	115	101	45	692 METAL TANKS,BOXES,ETC	1 508	556	260
714 ENGINES & MOTORS NES	61	1 061	471	693 WIRE PRODUCTS NON ELECTR	534	162	75
743 PUMPS NES,CENTRFUGES ETC	196	170	81	694 STL,COPPR NATLS,NUTS,ETC	773	384	172
749 NONELEC MACH PTS,ACC NES	7	60	30	695 TOOLS	865	1 849	851
778 ELECTRICAL MACHINERY NES	127	263	127	696 CUTLERY	534	1 841	861
793 SHIPS AND BOATS	56 593	1 319	581	697 BASE MTL HOUSEHOLD EQUIP	2 133	2 141	979
842 MENS OUTERWEAR NOT KNIT	1 065	4 059	1 891	699 OTHER METAL MANUFACTURES	1 930	3 013	1 390
843 WOMENS OUTERWEAR NONKNIT	1 284	9 686	4 469	711 STEAM BOILERS & AUX PLNT	96	134	63
844 UNDERWEAR NOT KNIT	439	1 883	886	712 STEAM ENGINES,TURBINES	7	128	64
845 OUTERWEAR KNIT NONELASTC	363	2 059	958	713 INTRNL COMBUS PISTN ENGN	1 631	2 521	1 173
846 UNDERWEAR KNITTED	579	2 165	1 021	716 ROTATING ELECTRIC PLANT	1 068	1 973	929
851 FOOTWEAR	52	359	165	721 AGRIC MACHY,EXC TRACTORS	353	474	221
874 MEASURING,CONTROLNG INSTR	2	1 619	760	722 TRACTORS NON-ROAD	294	281	131
896 WORKS OF ART ETC	2	429	192	723 CIVIL ENGINEERG EQUIP ETC	887	1 348	629
EXPORTS	1 568 662	353 470	164 979	724 TEXTILE,LEATHER MACHNRY	696	3 590	1 678
014 MEAT PREPD,PRSVD,NES ETC	668	210	96	725 PAPER ETC MILL MACHINERY	49	213	99
022 MILK AND CREAM	831	133	65	726 PRINTG,BKBINDG MACHY,PTS	322	1 424	648
023 BUTTER	1 672	597	281	727 FOOD MACHRY NON-DOMESTIC	269	1 109	523
024 CHEESE AND CURD	2 680	1 357	624	728 OTH MACHRY FOR SPCL INDUS	3 292	7 997	3 648
034 FISH FRESH,CHILLED,FROZN	692	202	92	736 MACHINE TOOLS FOR METAL	171	409	183
036 SHELL FISH FRESH,FROZEN	112	150	67	737 METALWORKING MACHNRY NES	32	108	46
037 FISH ETC PREPD PRSVD NES	392	189	87	741 HEATING,COOLING EQUIPMNT	1 642	3 412	1 632
041 WHEAT ETC UNMILLED	86 704	2 120	937	742 PUMPS FOR LIQUIDS ETC	359	1 184	544
043 BARLEY UNMILLED	209 801	2 437	1 216	743 PUMPS NES,CENTRFUGES ETC	898	1 374	621
048 CEREAL ETC PREPARATIONS	3 081	2 311	1 065	744 MECHANICAL HANDLING EQU	1 859	2 245	1 066
054 VEG ETC FRSH,SMPLY PRSVD	275	102	43	745 NONELEC MACHY,TOOLS NES	548	2 812	1 302
057 FRUIT,NUTS,FRESH,DRIED	151	107	52	749 NONELEC MACH PTS,ACC NES	1 769	4 069	1 886
058 FRUIT PRESERVED,PREPARED	320	94	44	751 OFFICE MACHINES	111	659	298
061 SUGAR AND HONEY	136 925	5 255	2 453	752 AUTOMTIC DATA PROC EQUIP	140	4 110	1 940
062 SUGAR PREPS NON-COCOA	268	152	69	759 OFFICE & ADP MCH PTS,ACC	15	371	176
071 COFFEE AND SUBSTITUTES	443	763	367	761 TELEVISION RECEIVERS	1 725	5 392	2 470
073 CHOCOLATE AND PRODUCTS	256	202	96	762 RADIO BROADCAST RECEIVRS	93	348	164
081 FEEDING STUFF FOR ANIMLS	3 797	361	169	763 SOUND RECORDRS,PHONOGRPH	123	1 353	607
091 MARGARINE AND SHORTENING	1 621	210	98	764 TELECOM EQPT,PTS,ACC NES	158	1 643	753
098 EDIBLE PRODUCTS,PREPS NES	1 777	1 346	617	771 ELECTRIC POWER MACHY NES	135	296	141
111 NON-ALCOHL BEVERAGES NES	829	69	31	772 SWITCHGEAR ETC & PTS NES	558	1 933	895
112 ALCOHOLIC BEVERAGES	1 594	382	176	773 ELECTR DISTRIBUTING MACH	169	279	130
122 TOBACCO MFRS	13 323	25 361	12 360	774 ELECTRO-MEDCL,XRAY EQUIP	108	2 435	1 165
				775 HOUSEHOLD TYPE EQUIP NES	5 549	7 583	3 528
				776 TRANSISTORS,VALVES,ETC	290	592	270
				778 ELECTRICAL MACHINERY NES	965	2 147	973
				781 PASS MOTOR VEH EXC BUSES	20 095	48 770	22 475
				782 LORRIES,SPCL MTR VEH NES	2 041	1 325	594
				783 ROAD MOTOR VEHICLES NES	756	819	362
				784 MOTOR VEHCL PTS,ACC NES	5 231	8 366	3 879



## 7 IMPORTS AND EXPORTS (SPECIAL TRADE) BY COUNTRIES OF PRODUCTION AND CONSUMPTION AND BY GROUPS OF THE SITC-REV. II 1986

GROUP DESCRIPTION	DT = 100 KG	1 000 DM	1 000 \$	GROUP DESCRIPTION	DT = 100 KG	1 000 DM	1 000 \$
786 VEH NES NONMOTR, TRAILERS	761	174	79	532 DYES NES, TANNING PRODS	1 934	405	180
792 AIRCRAFT	3	945	424	533 PIGMENTS, PAINTS, ETC	5 507	2 382	1 083
793 SHIPS AND BOATS	780 491	51 591	24 795	541 MEDICINAL ETC PRODUCTS	2 462	26 484	12 193
812 PLUMB, HEATING, LGHTNG EQU	1 523	1 823	841	551 ESSENTL OIL, PERFUME, ETC	143	668	311
821 FURNITURE	1 029	1 641	762	553 PERFUMERY, COSMETICS, ETC	2 962	2 663	1 242
831 TRAVEL GOODS, HANDBAGS	33	127	60	554 SOAPS, CLEANING ETC PREPS	14 182	3 966	1 841
842 MENS OUTERWEAR NOT KNIT	20	151	71	562 FERTILIZERS MANUFACTURED	26 611	922	389
843 WOMENS OUTERWEAR NONKNIT	53	1 296	604	582 PROD OF CONDENSATION ETC	3 310	1 296	588
845 OUTERWEAR KNIT NONELASTC	17	371	170	583 PROD OF POLYMERIZING ETC	23 306	4 763	2 194
846 UNDERWEAR KNITTED	30	325	149	584 CELLULOSE DERIVATIVES ETC	1 666	970	439
847 TXTL CLTHNG ACCESRYS NES	42	386	172	591 PESTICIDES, DISINFECTANTS	1 173	1 367	593
848 HEADGEAR, NONTXTL CLOTHNG	439	1 223	549	592 STARCH, INULIN, GLUTEN, ETC	7 425	1 045	483
851 FOOTWEAR	178	929	425	598 MISC CHEMICAL PRODS NES	5 960	2 508	1 143
872 MEDICAL INSTRUMENTS NES	141	1 385	642	613 FUR SKINS TANNED, DRESSED	4	125	56
873 METERS & COUNTERS NES	30	116	55	621 MATERIALS OF RUBBER	1 776	624	286
874 MEASURING, CONTROLLING INSTR	105	2 152	982	625 RUBBER TYRES, TUBES	14 316	1 108	507
881 PHOTO APPAR & EQUIPT NES	27	255	120	628 RUBBER ARTICLES NES	367	710	322
882 PHOTO, CINEMA SUPPLIES	1 111	1 916	892	634 VENEERS, PLYWOOD, ETC	780	319	147
884 OPTICAL GOODS NES	4	582	261	635 WOOD MANUFACTURES NES	385	130	56
885 WATCHES AND CLOCKS	57	657	300	641 PAPER AND PAPERBOARD	10 714	2 122	938
892 PRINTED MATTER	628	908	420	642 ARTICLES OF PAPER ETC	1 704	1 025	457
893 ARTICLES OF PLASTIC NES	2 536	2 796	1 280	651 TEXTILE YARN AND THREAD	2 289	2 117	945
894 TOYS, SPORTING GOODS, ETC	228	487	218	652 COTTON FABRICS, WOVEN	1 780	4 464	2 029
895 OFFICE SUPPLIES NES	325	1 010	470	653 WOVN MAN-MADE FIB FABRIC	1 681	4 269	1 995
896 WORKS OF ART ETC	6	428	187	654 OTH WOVEN TEXTILE FABRIC	172	521	248
897 GOLD, SILVER WARE, JEWELRY	3	390	179	655 KNIT ETC FABRICS	443	749	351
898 MUSICAL INSTRUMENTS, PTS	115	625	285	656 LACE, RIBBONS, TULLE, ETC	55	281	131
899 OTHER MANUFACTURED GOODS	438	1 166	538	657 SPECIAL TEXTILE ETC PROD	2 738	2 321	1 082
971 GOLD, NON MONETARY NES	3	12 079	5 608	658 TEXTILE ARTICLES NES	118	381	174
972 GOLD COIN		85	38	659 FLOOR COVERINGS ETC	504	730	332
LEBANON				662 CLAY, REFRACTORY BLDG PRD	10 224	1 380	638
IMPORTS	23 151	15 313	7 143	663 OTH NONMETAL MINERAL MFS	3 017	2 028	944
056 VEGETABLES ETC PRSVD, PREPD	524	80	30	664 GLASS	11 615	871	381
098 EDIBLE PRODUCTS, PREPS NES	604	87	43	665 GLASSWARE	265	443	202
211 HIDES, SKINS, UNDRESSED	425	95	42	666 POTTERY	968	518	246
288 NONFERR METAL SCRAP NES	14 117	3 191	1 458	667 PEARL, PREC-, SEMI-P STONE	2	715	336
291 CRUDE ANIMAL MTRIALS NES	844	4 447	2 062	674 IRN, STL UNIV. PLATE, SHEET	52 591	6 250	2 838
655 KNIT ETC FABRICS	43	95	47	675 IRON, STEEL HOOP, STRIP	577	147	74
667 PEARL, PREC-, SEMI-P STONE		265	129	677 IRN, STL WIRE EXCL W ROD	596	124	55
682 COPPER EXC CEMENT COPPER	235	68	31	678 IRON, STL TUBES, PIPES, ETC	4 127	637	286
684 ALUMINIUM	215	88	44	681 SILVER, PLATINUM, ETC		144	64
689 NON-FER BASE METALS NES	233	91	41	682 COPPER EXC CEMENT COPPER	261	328	156
694 STL, COPPR NAILS, NUTS, ETC	348	365	162	684 ALUMINIUM	857	563	267
714 ENGINES & MOTORS NES	4	117	59	685 LEAD	2 100	317	143
716 ROTATING ELECTRIC PLANT	285	121	58	691 STRUCTURES AND PARTS NES	75	102	44
723 CIVIL ENGINEER EQUIP ETC	190	90	40	692 METAL TANKS, BOXES, ETC	256	108	49
749 NONELEC MACH PTS, ACC NES	3	193	91	693 WIRE PRODUCTS NON ELECTR	122	122	56
752 AUTOMATIC DATA PROC EQUIP	1	123	60	694 STL, COPPR NAILS, NUTS, ETC	1 028	603	269
759 OFFICE & ADP MCH PTS, ACC		72	34	695 TOOLS	745	1 252	566
781 PASS MOTOR VEH EXC BUSES	345	948	448	696 CUTLERY	492	1 880	866
831 TRAVEL GOODS, HANDBAGS	9	82	40	697 BASE MTL HOUSEHOLD EQUIP	611	871	385
843 WOMENS OUTERWEAR NONKNIT	51	183	90	699 OTHER METAL MANUFACTURES	3 230	2 477	1 139
845 OUTERWEAR KNIT NONELASTC	21	64	31	711 STEAM BOILERS & AUX PLNT	272	238	112
846 UNDERWEAR KNITTED	214	793	374	712 STEAM ENGINES, TURBINES	5	194	86
874 MEASURING CONTROLLING INSTR	7	118	59	713 INTRNL COMBUS PISTN ENGN	3 368	3 365	1 550
892 PRINTED MATTER	256	297	137	714 ENGINES & MOTORS NES	2	109	50
971 GOLD, NON MONETARY NES	2	114	56	716 ROTATING ELECTRIC PLANT	348	593	263
EXPORTS	1 260 834	311 076	143 668	721 AGRIC MACHY, EXC TRACTORS	83	106	46
001 LIVE ANIMALS	523	470	218	722 TRACTORS NON-ROAD	500	169	77
011 MEAT FRESH, CHILLD, FROZEN	31 071	4 004	1 840	723 CIVIL ENGINEER EQUIP ETC	1 005	590	254
014 MEAT PREPD, PRSVD, NES ETC	232	187	82	724 TEXTILE, LEATHER MACHNRY	264	1 331	613
022 MILK AND CREAM	9 067	2 184	1 052	725 PAPER ETC MILL MACHINERY	37	151	70
024 CHEESE AND CURD	5 066	2 269	1 068	726 PRINTG, BKBINDG MACHY, PTS	396	1 722	763
037 FISH ETC PREPD PRSVD NES	2 100	963	423	727 FOOD MACHRY NON-DOMESTIC	7	110	53
041 WHEAT ETC UNMILLED	99 988	4 626	2 307	728 OTH MACHY FOR SPCL INDUS	857	1 693	786
046 WHEAT ETC MEAL OR FLOUR	75 170	2 560	1 172	736 MACHINE TOOLS FOR METAL	246	395	172
048 CEREAL ETC PREPARATIONS	1 838	1 019	453	741 HEATING, COOLING EQUIPMNT	786	2 630	1 215
054 VEG ETC FRSH, SMPLY PRSVD	541	91	40	742 PUMPS FOR LIQUIDS ETC	365	1 213	562
058 FRUIT PRESERVED, PREPARED	439	104	49	743 PUMPS NES, CENTRIFUGES ETC	416	1 421	636
061 SUGAR AND HONEY	353 228	11 341	5 477	744 MECHANICAL HANDLING EQU	656	1 142	528
062 SUGAR PREPS NON-COCOA	671	314	148	745 NONELEC MACHY, TOOLS NES	132	986	439
071 COFFEE AND SUBSTITUTES	45	135	62	749 NONELEC MACH PTS, ACC NES	3 444	8 275	3 738
072 COCOA	1 373	451	211	751 OFFICE MACHINES	86	314	145
073 CHOCOLATE AND PRODUCTS	714	352	164	752 AUTOMATIC DATA PROC EQUIP	91	1 153	528
081 FEEDING STUFF FOR ANIMLS	1 921	501	242	759 OFFICE & ADP MCH PTS, ACC	14	371	165
098 EDIBLE PRODUCTS, PREPS NES	1 431	917	432	761 TELEVISION RECEIVERS	183	320	146
112 ALCOHOLIC BEVERAGES	720	128	59	764 TELECOM EQPT, PTS, ACC NES	848	1 111	520
122 TOBACCO MFRS	340	338	169	771 ELECTRIC POWER MACHY NES	421	325	152
233 RUBBER, SYNTHETIC, RECLAIMD	942	153	69	772 SWITCHGEAR ETC & PTS NES	765	2 135	981
247 OTH WOOD ROUGH, SQUARED	1 884	133	59	773 ELECTR DISTRIBUTING MACH	453	476	236
248 WOOD SHAPED	890	112	46	774 ELECTRO-MEDCL, XRAY EQUIP	170	6 438	3 184
251 PULP AND WASTE PAPER	3 476	471	223	775 HOUSEHOLD TYPE EQUIP NES	2 476	2 965	1 327
266 SYNTHETIC FIBRE TO SPIN	968	313	143	776 TRANSISTORS, VALVES, ETC	3	314	155
269 WASTE OF TEXTILE FABRICS	4 245	1 039	478	778 ELECTRICAL MACHINERY NES	4 552	3 875	1 744
278 OTHER CRUDE MINERALS	1 723	65	31	781 PASS MOTOR VEH EXC BUSES	126 951	42 978	19 990
292 CRUDE VEG MATERIALS NES	49	97	45	782 LORRIES, SPCL MTR VEH NES	3 360	454	201
322 COAL, LIGNITE, PEAT	8 938	196	92	784 MOTOR VEHCL PTS, ACC NES	204 306	45 224	20 658
334 PETROLEUM PRODUCTS, REFIN	7 384	1 347	621	786 VEH NES NONMOTR, TRAILERS	780	315	140
335 RESIDUAL PETRLM PROD NES	6 525	736	336	812 PLUMB, HEATING, LGHTNG EQU	1 338	1 264	583
423 FIXED VEG OILS, SOFT	678	102	49	821 FURNITURE	2 133	3 523	1 650
431 PROCESD ANML VEG OIL, ETC	13 832	1 748	795	831 TRAVEL GOODS, HANDBAGS	32	73	33
511 HYDROCARBONS NES, DERIVS	715	257	120	842 MENS OUTERWEAR NOT KNIT	112	1 820	848
512 ALCOHOLS, PHENOLS, ETC	597	338	150	843 WOMENS OUTERWEAR NONKNIT	309	6 584	3 062
513 ORGANIC ACIDS, ETC	9 837	1 736	808	844 UNDERWEAR NOT KNIT	16	215	98
514 NITROGEN-FUNCTN COMPOUNDS	542	186	81	845 UNDERWEAR KNIT NONELASTC	89	1 592	746
515 ORG-INORG COMPOUNDS ETC	250	246	116	846 UNDERWEAR KNITTED	69	794	364
516 OTHER ORGANIC CHEMICALS	155	150	62	847 TXTL CLTHNG ACCESRYS NES	25	191	87
522 INORG ELEMNTS, OXIDES, ETC	3 187	543	248	848 HEADGEAR, NONTXTL CLOTHNG	169	604	281
523 OTHR INORGANIC CHEMICALS	3 981	435	203	851 FOOTWEAR	79	392	174
531 SYNT DYE, NAT INDOGO, LAKES	546	1 047	478	871 OPTICAL INSTRUMENTS	13	315	148
				872 MEDICAL INSTRUMENTS NES	231	2 121	963
				874 MEASURING, CONTROLLING INSTR	288	4 950	2 312
				881 PHOTO APPAR & EQUIPT NES	56	499	223
				882 PHOTO, CINEMA SUPPLIES	2 747	4 808	2 276
				884 OPTICAL GOODS NES	6	266	126



## 7 IMPORTS AND EXPORTS (SPECIAL TRADE) BY COUNTRIES OF PRODUCTION AND CONSUMPTION AND BY GROUPS OF THE SITC-REV. II 1986

GROUP DESCRIPTION	DT = 100 KG	1 000 DM	1 000 \$	GROUP DESCRIPTION	DT = 100 KG	1 000 DM	1 000 \$
885 WATCHES AND CLOCKS	45	269	116	661 CEMENT ETC BUILDING PROD	6 128	248	113
892 PRINTED MATTER	666	1 515	694	662 CLAY, REFRACTORY BLDG PRD	25 093	3 437	1 628
893 ARTICLES OF PLASTIC NES	2 503	2 000	938	663 OTH NONMETAL MINERAL MFS	5 788	3 626	1 651
894 TOYS, SPORTING GOODS, ETC	365	440	200	664 GLASS	7 521	819	369
895 OFFICE SUPPLIES NES	186	739	341	665 GLASSWARE	454	867	393
897 GOLD SILVER WARE, JEWELRY	16	708	335	666 POTTERY	91	158	66
898 MUSICAL INSTRUMENTS, PTS	126	422	202	667 PEARL, PREC-, SEMI-P. STONE		131	64
899 OTHER MANUFACTURED GOODS	181	596	270	672 IRON, STL PRIMARY FORMS	9 802	545	267
SYRIA				673 IRON AND STEEL SHAPES	47 066	4 975	2 189
IMPORTS	10 146 622	221 392	102 044	674 IRN, STL UNIV. PLATE, SHEET	68 504	7 327	3 316
054 VEG ETC FRSH, SMPLY PRSVD	471	132	62	675 IRON, STEEL HOOP, STRIP	104 089	7 647	3 585
056 VEGTBLES ETC PRSVD, PREPO	3 423	1 617	721	677 IRN, STL WIRE EXCL W ROD	4 806	937	419
212 FUR SKINS UNDRESSED	47	188	81	678 IRON, STL TUBES, PIPES, ETC	60 740	12 482	5 668
263 COTTON	114 749	19 305	8 617	679 IRN, STL CASTINGS UNWORKE	1 011	436	195
291 CRUDE ANIMAL MTRIALS NES	1 089	5 619	2 665	681 SILVER, PLATINUM, ETC		179	81
333 CRUDE PETROLEUM	9 918 235	178 472	82 466	682 COPPER EXC CEMENT COPPER	7 811	4 559	2 154
334 PETROLEUM PRODUCTS, REFIN	97 649	1 494	668	683 NICKEL	17	96	46
651 TEXTILE YARN AND THREAD	755	412	179	684 ALUMINIUM	3 075	2 395	1 116
692 METAL TANKS, BOXES, ETC	751	120	53	685 LEAD	386	66	31
714 ENGINES & MOTORS NES	133	2 740	1 284	691 STRUCTURES AND PARTS NES	3 381	4 706	2 140
716 ROTATING ELECTRIC PLANT		91	42	692 METAL TANKS, BOXES, ETC	5 108	3 879	1 811
741 HEATING, COOLING EQUIPMNT		83	36	693 WIRE PRODUCTS NON ELECTR	541	218	99
742 PUMPS FOR LIQUIDS ETC		67	31	694 STL, COPPR NAILS, NUTS, ETC	2 146	1 140	498
743 PUMPS NES, CENTRIFUGES ETC		66	30	695 TOOLS	4 484	4 984	2 268
749 NONELEC MACH PTS ACC NES	2	114	54	696 CUTLERY	187	645	297
764 TELECOM EQPT, PTS, ACC NES	3	265	121	697 BASE MTL HOUSEHOLD EQUIP	2 365	580	270
776 TRANSISTORS, VALVES, ETC	10	70	32	699 OTHER METAL MANUFACTURES	8 168	5 519	2 455
781 PASS MOTOR VEH EXC BUSES	42	126	63	700 INDUSTRIAL PLANT, CHAP 84	3 038	1 706	731
845 OUTERWEAR KNIT NONELASTC	34	87	40	703 INDUSTRIAL PLANT, CHAP 85	1 086	2 986	1 267
847 TXTL CLTHNG ACCESSRYS NES	116	248	123	711 STEAM BOILERS & AUX PLNT	3 200	4 141	1 988
894 TOYS, SPORTING GOODS, ETC	31	106	52	713 INTRNL COMBUS PISTN ENGN	6 642	10 741	4 851
896 WORKS OF ART ETC	4	108	51	714 ENGINES & MOTORS NES	19	2 158	1 041
EXPORTS	947 334	460 957	211 135	716 ROTATING ELECTRIC PLANT	7 192	10 183	4 642
001 LIVE, ANIMALS	148	889	416	721 AGRIC MACHY, EXC TRACTORS	928	1 818	810
022 MILK AND CREAM	13 800	3 158	1 450	722 TRACTORS NON-ROAD	179	441	200
023 BUTTER	5 314	3 167	1 582	723 CIVIL ENGINEERG EQUIP ETC	9 095	10 834	5 028
041 WHEAT ETC UNMILLED	22 190	965	481	724 TEXTILE, LEATHER MACHNRY	3 681	13 819	6 541
046 WHEAT ETC MEAL OR FLOUR	6 562	213	94	725 PAPER ETC MILL MACHINERY	428	803	374
048 CEREAL ETC PREPARATIONS	389	101	45	726 PRINTG, BKBINDG MACHY, PTS	913	3 724	1 620
061 SUGAR AND HONEY	94 084	4 185	1 916	727 FOOD MACHRY NON-DOMESTIC	1 234	6 428	3 003
071 COFFEE AND SUBSTITUTES	51	80	37	728 OTH MACHRY FOR SPCL INDUS	5 488	10 379	4 691
072 COCOA	1 480	492	220	736 MACHINE TOOLS FOR METAL	1 239	3 059	1 377
098 EDIBLE PRODCTS, PREPS NES	540	560	261	737 METALWORKING MACHNRY NES	356	666	299
112 ALCOHOLIC BEVERAGES	38	133	62	741 HEATING, COOLING EQUIPMNT	15 373	19 164	8 975
233 RUBBER SYNTHTIC, RECLAIMD	1 036	304	140	742 PUMPS FOR LIQUIDS ETC	12 527	14 485	6 604
266 SYNTHETIC FIBRE TO SPIN	159	108	44	743 PUMPS NES, CENTRIFUGES ETC	1 874	3 130	1 423
267 OTHER MAN-MADE FIBRES	1 291	760	371	744 MECHANICAL HANDLING EQU	3 056	3 224	1 491
269 WASTE OF TEXTILE FABRICS	7 568	1 286	580	745 NONELEC MACHY, TOOLS NES	2 320	4 859	2 169
291 CRUDE ANIMAL MTRIALS NES	560	506	249	749 NONELEC MACH PTS, ACC NES	4 720	12 877	5 986
292 CRUDE VEG MATERIALS NES	1 005	1 127	555	751 OFFICE MACHINES	212	1 081	480
322 COAL, LIGNITE, PEAT	4 402	171	81	752 AUTOMTIC DATA PROC EQUIP	32	851	405
334 PETROLEUM PRODUCTS, REFIN	4 420	1 198	536	759 OFFICE & ADP MCH PTS, ACC	3	250	111
335 RESIDUAL PETRLM PROD NES	9 570	1 012	462	762 RADIO BROADCAST RECEIVRS	16	137	64
423 FIXED VEG OILS, SOFT	11 767	1 247	603	763 SOUND RECORDRS, PHONOGRPH	14	359	171
424 FIXED VEG OIL NONSOFT	1 018	132	59	764 TELECOM EQPT, PTS, ACC NES	210	4 477	1 956
431 PROCESD ANML VEG OIL, ETC	2 817	600	278	771 ELECTRIC POWER MACHY NES	410	649	287
511 HYDROCARBONS NES, DERIVS	1 437	246	119	772 SWITCHGEAR ETC & PTS NES	1 382	9 688	4 348
512 ALCOHOLS, PHENOLS, ETC	1 942	859	394	773 ELECTR DISTRIBUTING MACH	3 815	3 869	1 749
513 ORGANIC ACIDS, ETC	4 201	929	419	774 ELECTRO-MEDCL, XRAY EQUIP	120	1 881	870
514 NITROGEN-FUNCTN COMPOUNDS	4 987	1 194	542	775 HOUSEHOLD TYPE EQUIP NES	1 274	2 500	1 142
515 ORG-INORG COMPOUNDS ETC	245	346	160	776 TRANSISTORS, VALVES, ETC	31	1 979	909
516 OTHER ORGANIC CHEMICALS	1 089	504	228	778 ELECTRICAL MACHINERY NES	1 238	4 777	2 088
522 INORG ELEMNTS, OXIDES, ETC	20 857	2 461	1 098	781 PASS MOTOR VEH EXC BUSES	7 879	25 384	11 625
523 OTHR INORGANIC CHEMICALS	10 948	1 260	580	782 LORRIES, SPCL MTR VEH NES	5 564	6 257	2 848
531 SYNT DYE, NAT INDGO, LAKES	1 737	3 947	1 855	783 ROAD MOTOR VEHICLES NES	260	282	128
532 DYES NES, TANNING PRODS	7 237	1 010	458	784 MOTOR VEHCL PTS, ACC NES	33 114	15 118	6 879
533 PIGMENTS, PAINTS, ETC	12 992	4 111	1 889	786 VEH NES NONMOTR, TRAILERS	534	323	156
541 MEDICINAL ETC PRODUCTS	9 221	24 448	11 276	791 RAILWAY VEHICLES	56	153	71
551 ESSENTIAL OIL, PERFUME, ETC	777	2 687	1 268	792 AIRCRAFT	1	300	124
553 PERFUMERY, COSMETICS, ETC	657	1 082	509	801 INDUSTRIAL PLANT, CHAP 90	216	247	123
554 SOAPS, CLEANING ETC PREPS	19 291	3 698	1 683	812 PLUMBGB, HEATNG, LGHTNG EQU	4 061	2 314	1 067
562 FERTILIZERS MANUFACTURED	458	346	153	821 FURNITURE	1 409	2 770	1 232
572 EXPLOSIVES PYROTECH PROD	967	1 689	778	842 MENS OUTERWEAR NOT KNIT	13	166	76
582 PROD OF CONDENSATION ETC	10 855	3 128	1 443	843 WOMENS OUTERWEAR NONKNIT	18	451	204
583 PROD OF POLYMERIZING ETC	38 651	8 713	3 958	845 OUTERWEAR KNIT NONELASTC	7	100	43
584 CELLULOSE DERIVATIVES ETC	1 194	643	291	846 UNDERWEAR KNITTED	11	130	63
585 PLASTIC MATERIALS NES	187	234	107	848 HEADGEAR, NONTXTL CLOTHNG	175	190	90
591 PESTICIDES, DISINFECTANTS	2 037	4 770	2 215	871 OPTICAL INSTRUMENTS	1	103	48
592 STARCH, INULIN, GLUTEN, ETC	1 612	677	301	872 MEDICAL INSTRUMENTS NES	664	3 437	1 560
598 MISC CHEMICAL PRODS NES	9 688	4 996	2 280	873 METERS & COUNTERS NES	83	290	141
603 INDUSTRIAL PLANT, CHAP 69	289	130	63	874 MEASURNG, CONTROLNG INSTR	622	7 458	3 367
605 INDUSTRIAL PLANT, CHAP 73	5 575	6 932	3 297	881 PHOTO APPAR & EQUIPT NES	29	240	108
611 LEATHER	1 041	1 334	598	882 PHOTO, CINEMA SUPPLIES	3 022	4 340	1 993
612 LEATHER ETC MANUFACTURES	11	179	83	884 OPTICAL GOODS NES	12	487	221
621 MATERIALS OF RUBBER	1 450	951	443	885 WATCHES AND CLOCKS	44	464	208
625 RUBBER TYRES, TUBES	1 101	654	310	892 PRINTED MATTER	835	805	362
628 RUBBER ARTICLES NES	2 771	3 686	1 683	893 ARTICLES OF PLASTIC NES	2 434	2 290	1 056
634 VENEERS, PLYWOOD, ETC	7 096	1 845	826	894 TOYS, SPORTING GOODS, ETC	1 397	3 603	1 582
635 WOOD MANUFACTURES NES	1 553	401	176	895 OFFICE SUPPLIES NES	814	721	338
641 PAPER AND PAPERBOARD	7 011	1 536	690	897 GOLD, SILVER WARE, JEWELRY	1	180	82
642 ARTICLES OF PAPER ETC	1 842	1 092	508	898 MUSICAL INSTRUMENTS, PTS	84	325	153
651 TEXTILE YARN AND THREAD	12 514	7 914	3 592	899 OTHER MANUFACTURED GOODS	734	1 261	581
652 COTTON FABRICS, WOVEN	889	1 171	524	971 GOLD, NON MONETARY NES		164	70
653 WOVN MAN-MADE FIB FABRIC	334	973	443	IRAQ			
654 OTH WOVEN TEXTILE FABRIC	13	64	30	IMPORTS	8 004 007	227 588	107 012
655 KNIT ETC FABRICS	111	66	30	057 FRUIT, NUTS, FRESH, DRIED	4 868	2 851	1 398
656 LACE, RIBBONS, TULLE, ETC	72	66	31	058 FRUIT PRESERVED, PREPARED	420	105	51
657 SPECIAL TEXTILE ETC PROD	5 176	2 079	928	292 CRUDE VEG MATERIALS NES	264	200	89
658 TEXTILE ARTICLES NES	498	823	339	333 CRUDE PETROLEUM	7 328 502	130 174	62 433
659 FLOOR COVERINGS ETC	52	128	63	334 PETROLEUM PRODUCTS, REFIN	492 274	17 780	8 054
				335 RESIDUAL PETRLM PROD NES	8 706	1 235	591
				562 FERTILIZERS MANUFACTURED	110 429	3 466	1 616



## 7 IMPORTS AND EXPORTS (SPECIAL TRADE) BY COUNTRIES OF PRODUCTION AND CONSUMPTION AND BY GROUPS OF THE SITC-REV. II 1986

GROUP DESCRIPTION	DT = 100 KG	1 000 DM	1 000 \$	GROUP DESCRIPTION	DT = 100 KG	1 000 DM	1 000 \$
692 METAL TANKS,BOXES,ETC	4 323	427	197	672 IRON STL PRIMARY FORMS	60 873	6 592	3 058
713 INTRNL COMBUS PISTN ENGN	87	151	75	673 IRON AND STEEL SHAPES	25 823	4 514	2 007
714 ENGINES & MOTORS NES	261	9 642	4 520	674 IRN, STL UNIV. PLATE, SHEET	71 176	11 129	4 936
716 ROTATING ELECTRIC PLANT	405	618	280	675 IRON, STEEL HOOP, STRIP	11 583	3 171	1 472
722 TRACTORS NON-ROAD	46	101	44	676 RAILWAY RAILS ETC IRN, STL	58 943	10 245	4 563
723 CIVIL ENGINEERG EQUIP ETC	2 308	648	303	677 IRN, STL WIRE EXCL W ROD	12 229	2 336	1 015
728 OTH MACHY FOR SPCL INDUS	119	185	77	678 IRON, STL TUBES, PIPES, ETC	189 215	30 917	14 210
736 MACHINE TOOLS FOR METAL	84	585	261	679 IRN, STL CASTINGS UNWORKE	3 629	1 120	524
741 HEATING, COOLING EQUIPMNT	106	639	282	681 SILVER, PLATINUM, ETC	1 126	2 388	1 100
742 PUMPS FOR LIQUIDS ETC	30	500	225	682 COPPER EXC CEMENT COPPER	4 181	3 646	1 689
743 PUMPS NES, CENTRIFUGES ETC	233	706	322	683 NICKEL	22	211	93
744 MECHANICAL HANDLING EQU	360	157	77	684 ALUMINIUM	7 738	6 785	3 013
749 NONELEC MACH FTS, ACC NES	50	530	231	686 ZINC	369	130	59
764 TELECOM EQPT, PTS, ACC NES	3	264	119	691 STRUCTURES AND PARTS NES	207 614	65 909	30 072
778 ELECTRICAL MACHINERY NES	42	119	59	692 METAL TANKS, BOXES, ETC	11 329	6 401	2 909
792 AIRCRAFT	34	7 811	3 576	693 WIRE PRODUCTS NON ELECTR	31 995	15 599	6 798
874 MEASURNG, CONTROLNG INSTR	5	469	216	694 STL, COPPR NAILS, NUTS, ETC	5 608	3 531	1 563
				695 TOOLS	1 468	11 075	4 988
EXPORTS	1 866 149	1 435 626	650 254	696 CUTLERY	53	443	199
001 LIVE ANIMALS	219	1 417	619	697 BASE MTL HOUSEHOLD EQUIP	1 379	3 723	1 671
011 MEAT FRESH, CHILLD, FROZEN	15 357	4 488	1 968	699 OTHER METAL MANUFACTURES	9 283	9 262	4 203
012 MEAT DRIED, SALTED, SMOKED	96	88	41	700 INDUSTRIAL PLANT, CHAP 84	8 168	44 492	20 880
014 MEAT PREPD, PRSVD, NES ETC	314	284	125	703 INDUSTRIAL PLANT, CHAP 85	10 483	17 546	7 810
022 MILK AND CREAM	43 880	17 490	7 939	711 STEAM BOILERS & AUX PLNT	3 107	4 530	2 132
023 BUTTER	126	117	55	712 STEAM ENGINES, TURBINES	810	5 413	2 424
024 CHEESE AND CURD	7 943	4 287	1 769	713 INTRNL COMBUS PISTN ENGN	5 386	18 400	8 432
025 EGGS, BIRDS, FRESH, PRSRVD	76	208	88	714 ENGINES & MOTORS NES	64	10 411	4 696
047 OTHER CEREAL MEALS, FLOUR	2 020	169	78	716 ROTATING ELECTRIC PLANT	2 282	7 484	3 391
048 CEREAL ETC PREPARATIONS	292	174	78	718 OTH POWER GENERATG MACHY	130	572	270
054 VEG ETC FRSH, SMPLY PRSVD	420	185	86	721 AGRIC MACHY, EXC TRACTORS	27 979	39 966	17 772
056 VEGTBLES ETC PRSVD, PREPD	986	417	192	723 CIVIL ENGINEERG EQUIP ETC	20 559	45 682	20 724
057 FRUIT, NUTS, FRESH, DRIED	224	89	39	724 TEXTILE, LEATHER MACHNRY	1 627	9 601	4 271
058 FRUIT PRESERVED, PREPARED	1 359	449	196	725 PAPER ETC MILL MACHINERY	250	1 876	827
061 SUGAR AND HONEY	14 386	1 121	490	726 PRINTG, BKBINDG MACHY, PTS	143	1 920	838
071 COFFEE AND SUBSTITUTES	75	295	129	727 FOOD MACHRY NON-DOMESTIC	494	2 398	1 066
075 SPICES	48	116	54	728 OTH MACHY FOR SPCL INDUS	12 604	50 284	22 639
098 EDIBLE PRODCTS, PREPS NES	9 642	5 398	2 492	736 MACHINE TOOLS FOR METAL	3 420	17 916	7 886
111 NON-ALCOHL BEVERAGES NES	1 447	190	87	737 METALWORKING MACHNRY NES	615	2 837	1 295
112 ALCOHOLIC BEVERAGES	5 835	916	423	741 HEATING, COOLING EQUIPMNT	7 570	30 042	13 905
122 TOBACCO MFRS	11 525	17 289	7 566	742 PUMPS FOR LIQUIDS ETC	3 986	17 988	8 225
233 RUBBER, SYNTHTIC, RECLAIMD	950	252	104	743 PUMPS NES CENTRIFUGES ETC	5 799	21 038	9 499
248 WOOD SHAPED	6 200	731	334	744 MECHANICAL HANDLING EQU	7 868	12 089	5 624
266 SYNTHETIC FIBRE TO SPIN	3 000	1 597	723	745 NONELEC MACHY, TOOLS NES	2 920	15 230	6 845
273 STONE, SAND AND GRAVEL	230	138	66	749 NONELEC MACH PTS, ACC NES	4 343	17 410	7 963
278 OTHER CRUDE MINERALS	1 945	201	88	751 OFFICE MACHINES	248	663	296
287 BASE METAL ORES, CONC NES	2 220	148	66	752 AUTOMTIC DATA PROC EQUIP	118	7 392	3 387
291 CRUDE ANIMAL MTRJALS NES	65	302	144	759 OFFICE & ADP MCH PTS, ACC	26	944	416
292 CRUDE VEG MATERIALS NES	615	1 406	614	761 TELEVISION RECEIVERS	4	106	46
322 COAL, LIGNITE, PEAT	2 798	63	31	762 RADIO BROADCAST RECEIVRS	11	1 511	664
334 PETROLEUM PRODUCTS, REFIN	11 506	3 420	1 545	763 SOUND RECORDRS, PHONOGRPH	5	175	81
335 RESIDUAL PETRLM PROD NES	613	123	56	764 TELECOM EQPT, PTS, ACC NES	760	48 461	22 273
424 FIXED VEG OIL NONSOFT	116	65	30	771 ELECTRIC POWER MACHY NES	3 572	4 406	1 956
431 PROCESD ANML VEG OIL, ETC	266	71	30	772 SWITCHGEAR ETC & PTS NES	8 410	40 185	18 363
511 HYDROCARBONS NES, DERIVS	11 682	2 511	1 130	773 ELECTR DISTRIBUTING MACH	12 107	8 660	3 962
512 ALCOHOLS, PHENOLS, ETC	20 632	4 178	1 808	774 ELECTRO-MEDCL, XRAY EQUIP	159	4 358	2 056
513 ORGANIC ACIDS, ETC	6 386	2 408	1 021	775 HOUSEHOLD TYPE EQUIP NES	439	1 161	547
514 NITROGEN-FUNCTN COMPOUNDS	2 637	1 028	491	776 TRANSISTORS, VALVES, ETC	6	584	272
515 ORG-INORG COMPOUNDS ETC	282	272	122	778 ELECTRICAL MACHINERY NES	1 420	8 895	3 944
516 OTHER ORGANIC CHEMICALS	4 735	1 789	814	781 PASS MOTOR VEH EXC BUSES	3 061	12 741	5 858
522 INORG ELEMNTS, OXIDES, ETC	31 901	5 701	2 517	782 LORRIES, SPCL MTR VEH NES	17 461	26 185	11 839
523 OTHR INORGANIC CHEMICALS	18 573	2 993	1 322	783 ROAD MOTOR VEHICLES NES	6 671	9 911	4 429
524 RADIOACTIVE ETC MATERIAL	437	200	786	784 MOTOR VEHCL PTS, ACC NES	25 146	109 412	49 207
531 SYNT DYE, NAT INDGO, LAKES	1 713	4 377	1 964	789 VEH NES NONMOTR, TRAILERS	6 248	10 840	4 830
532 DYES NES, TANNING PRODS	2 398	666	302	791 RAILWAY VEHICLES	199	600	286
533 PIGMENTS, PAINTS, ETC	46 175	17 079	7 574	792 AIRCRAFT	10	1 881	895
541 MEDICINAL ETC PRODUCTS	13 121	37 416	16 912	801 INDUSTRIAL PLANT, CHAP 90	1 324	36 919	17 083
551 ESSENTL OIL, PERFUME, ETC	143	1 866	819	812 PLUMBG, HEATNG, LGHTNG EQU	1 774	4 900	2 284
553 PERFUMERY, COSMETICS, ETC	662	601	268	821 FURNITURE	6 783	9 824	4 537
554 SOAPS CLEANING ETC PREPS	10 884	5 614	2 553	842 MENS OUTERWEAR NOT KNIT	14	124	55
562 FERTILIZERS MANUFACTURED	1 117	128	54	843 WOMENS OUTERWEAR NONKNIT	110	1 783	785
582 PROD OF CONDENSATION ETC	22 393	12 182	5 411	847 TXLT CLTHNG ACCESSRYS NES	29	166	71
583 PROD OF POLYMERIZING ETC	87 242	30 439	13 514	848 HEADGEAR, NONTXLT CLOTHNG	1 467	4 409	1 922
584 CELLULOSE DERIVATIVES ETC	1 762	1 424	637	871 OPTICAL INSTRUMENTS	47	1 859	879
585 PLASTIC MATERIALS NES	114	135	56	872 MEDICAL INSTRUMENTS NES	696	7 764	3 668
591 PESTICIDES, DISINFECTANTS	345	359	162	873 METERS & COUNTERS NES	212	1 798	796
592 STARCH, INULIN, GLUTEN, ETC	10 290	1 926	826	874 MEASURNG, CONTROLNG INSTR	1 481	23 996	11 121
598 MISC CHEMICAL PRODS NES	25 667	10 631	4 787	881 PHOTO APPAR & EQUIPT NES	87	1 836	803
605 INDUSTRIAL PLANT, CHAP 73	4 981	2 221	1 028	882 PHOTO, CINEMA SUPPLIES	3 767	8 900	3 994
611 LEATHER	135	75	32	884 OPTICAL GOODS NES	15	166	75
612 LEATHER ETC MANUFACTURES	646	2 182	989	885 WATCHES AND CLOCKS	15	92	40
621 MATERIALS OF RUBBER	3 210	2 614	1 185	892 PRINTED MATTER	865	1 415	624
625 RUBBER TYRES, TUBES	11 935	11 288	5 075	893 ARTICLES OF PLASTIC NES	11 097	11 448	5 220
628 RUBBER ARTICLES NES	2 257	4 830	2 138	894 TOYS, SPORTING GOODS, ETC	112	585	263
633 CORK MANUFACTURES	683	233	107	895 OFFICE SUPPLIES NES	1 140	3 954	1 741
634 VENEERS, PLYWOOD, ETC	4 852	1 176	523	897 GOLD, SILVER WARE, JEWELRY	7	279	124
635 WOOD MANUFACTURES NES	1 808	1 115	516	898 MUSICAL INSTRUMENTS, PTS	112	647	293
641 PAPER AND PAPERBOARD	18 740	6 842	3 024	899 OTHER MANUFACTURED GOODS	303	3 335	1 484
642 ARTICLES OF PAPER ETC	5 804	5 515	2 417	951 WAR FIREARMS, AMMUNITION	1	77	36
651 TEXTILE YARN AND THREAD	4 106	7 576	3 297				
652 COTTON FABRICS, WOVEN	262	1 281	571	IRAN			
653 WOVN MAN-MADE FIB FABRIC	1 221	3 265	1 457	IMPORTS	21 042 686	1 125 723	517 228
654 OTH WOVEN TEXTILE FABRIC	37	109	50				
655 KNIT ETC FABRICS	52	203	87	034 FISH FRESH, CHILLED, FROZN	334	469	209
656 LACE, RIBBONS, TULLE, ETC	547	1 257	565	037 FISH ETC PREPD PRSVD NES	219	7 174	3 361
657 SPECIAL TEXTILE ETC PROD	2 411	5 006	2 222	054 VEG ETC FRSH, SMPLY PRSVD	10 950	3 090	1 442
658 TEXTILE ARTICLES NES	308	1 351	611	057 FRUIT, NUTS, FRESH, DRIED	159 329	81 104	38 169
659 FLOOR COVERINGS ETC	287	496	231	058 FRUIT PRESERVED, PREPARED	1 822	1 703	801
661 CEMENT ETC BUILDING PROD	187 860	6 555	3 015	061 SUGAR AND HONEY	242 685	4 145	2 046
662 CLAY, REFRACTORY BLOC PRD	44 371	6 666	2 931	063 COTTON	56 058	8 536	3 902
663 OTH NONMETAL MINERAL MFS	10 182	5 030	2 249	268 WOOL (EXC TOPS), ANML HAIR	165	833	380
664 GLASS	5 501	2 147	971	287 BASE METAL ORES, CONC NES	23 569	1 534	761
665 GLASSWARE	2 221	1 892	852	288 NONFERR METAL SCRAP NES	6 386	697	345
666 POTTERY	142	383	165	291 CRUDE ANIMAL MTRJALS NES	5 869	22 288	10 235
671 PIG IRON ETC	2 111	570	251	292 CRUDE VEG MATERIALS NES	8 652	10 391	4 766



## 7 IMPORTS AND EXPORTS (SPECIAL TRADE) BY COUNTRIES OF PRODUCTION AND CONSUMPTION AND BY GROUPS OF THE SITC-REV. II 1986

GROUP DESCRIPTION	DT = 100 KG	1 000 DM	1 000 \$	GROUP DESCRIPTION	DT = 100 KG	1 000 DM	1 000 \$
333 CRUDE PETROLEUM	20 370 755	507 720	228 618	683 NICKEL	83	185	85
658 TEXTILE ARTICLES NES	13	187	88	684 ALUMINIUM	6 527	5 414	2 435
659 FLOOR COVERINGS ETC	28 550	387 447	181 120	685 LEAD	52	113	51
682 COPPER EXC CEMENT COPPER	113 451	34 261	15 868	686 ZINC	11 267	1 687	818
714 ENGINES & MOTORS NES	1 841	30 864	14 297	687 TIN	325	195	92
716 ROTATING ELECTRIC PLANT	58	222	104	691 STRUCTURES AND PARTS NES	13 173	8 763	4 241
736 MACHINE TOOLS FOR METAL	297	949	407	692 METAL TANKS, BOXES ETC	4 437	4 185	1 904
741 HEATING, COOLING EQUIPMNT		193	90	693 WIRE PRODUCTS NON ELECTR	8 517	2 994	1 394
742 PUMPS FOR LIQUIDS ETC	1	96	43	694 STL, COPPR NAILS, NUTS ETC	8 250	5 299	2 462
743 PUMPS NES, CENTRIFUGES ETC	11	171	81	695 TOOLS	10 221	78 309	35 677
749 NONELEC MACH PTS, ACC NES	7	736	342	696 CUTLERY	1 741	4 974	2 206
771 ELECTRIC POWER MACHY NES	823	821	406	697 BASE MTL HOUSEHOLD EQUIP	2 101	1 103	478
775 HOUSEHOLD TYPE EQUIP NES	26	178	78	699 OTHER METAL MANUFACTURES	82 352	56 682	26 493
792 AIRCRAFT	319	3 175	1 513	700 INDUSTRIAL PLANT, CHAP 84	29 688	96 632	46 287
874 MEASURNG, CONTROLNG INSTR	3	278	129	703 INDUSTRIAL PLANT, CHAP 85	10 129	43 514	21 574
892 PRINTED MATTER	66	104	49	711 STEAM BOILERS & AUX PLNT	712	2 614	1 145
896 WORKS OF ART ETC	8	176	87	712 STEAM ENGINES, TURBINES	475	8 012	3 510
				713 INTRNL COMBUS PISTN ENGN	35 646	104 678	47 362
EXPORTS	5 883 598	3 272 375	1 499 098	714 ENGINES & MOTORS NES	229	12 136	5 545
001 LIVE ANIMALS	10 741	9 500	4 341	716 ROTATING ELECTRIC PLANT	19 309	51 892	24 055
011 MEAT FRESH, CHILLD, FROZEN	91 162	24 628	11 383	718 OTH POWER GENERATG MACHY	296	1 224	573
023 BUTTER	1 018	244	122	721 AGRIC MACHY, EXC TRACTORS	33 103	38 797	17 456
024 CHEESE AND CURD	71 245	18 347	7 856	722 TRACTORS NON-ROAD	77 317	98 848	43 501
025 EGGS, BIRDS, FRESH, PRSRVD	947	2 114	954	723 CIVIL ENGINEER EQUIP ETC	30 307	47 168	20 938
041 WHEAT ETC UNMILLED	20 000	315	158	724 TEXTILE, LEATHER MACHNRY	35 459	128 895	60 237
057 FRUIT NUTS, FRESH, DRIED	127	102	50	725 PAPER ETC MILL MACHINERY	1 488	8 684	3 876
061 SUGAR AND HONEY	1 575 285	66 983	29 616	726 PRINTG, BKBDNG MACHY, PTS	408	3 524	1 628
072 COCOA	578	827	360	727 FOOD MACHRY NON-DOMESTIC	662	3 465	1 617
081 FEEDING STUFF FOR ANIMLS	2 124	696	320	728 OTH MACHY FOR SPCL INDUS	30 959	76 717	34 958
098 EDIBLE PRODCTS, PREPS NES	38 037	23 862	11 165	736 MACHINE TOOLS FOR METAL	23 602	101 314	46 872
111 NON-ALCOHL BEVERAGES NES	1 222	142	64	737 METALWORKING MACHNRY NES	4 472	13 337	6 090
122 TOBACCO MFRS	70 736	115 136	52 467	741 HEATING, COOLING EQUIPMNT	24 856	81 903	37 968
233 RUBBER, SYNTHTIC, RECLAIMD	6 012	1 982	882	742 PUMPS FOR LIQUIDS ETC	10 306	31 121	14 119
251 PULP AND WASTE PAPER	5 077	718	307	743 PUMPS NES, CENTRIFUGES ETC	15 127	47 842	21 532
266 SYNTHETIC FIBRE TO SPIN	6 420	2 832	1 241	744 MECHANICAL HANDLING EQU	11 175	19 642	8 875
269 WASTE OF TEXTILE FABRICS	466	1 121	459	745 NONELEC MACHY, TOOLS NES	10 275	49 054	22 037
273 STONE, SAND AND GRAVEL	1 779	146	65	749 NONELEC MACH PTS, ACC NES	33 715	92 799	42 328
278 OTHER CRUDE MINERALS	6 764	821	368	751 OFFICE MACHINES	593	2 250	994
291 CRUDE ANIMAL MTRIALS NES	37	203	94	752 AUTOMTIC DATA PROC EQUIP	524	6 049	2 799
292 CRUDE VEG MATERIALS NES	111	252	113	759 OFFICE & ADP MCH PTS, ACC	30	975	447
334 PETROLEUM PRODUCTS, REFIN	18 287	6 635	2 937	761 TELEVISION RECEIVERS	58	201	88
335 RESIDUAL PETRLM PROD NES	42 838	3 405	1 547	762 RADIO BROADCAST RECEIVRS	39	141	61
411 ANIMAL OILS AND FATS	63 941	8 161	3 705	763 SOUND RECORDRS, PHONOGRPH	49	575	249
423 FIXED VEG OILS, SOFT	461	136	63	764 TELECOM EQPT, PTS, ACC NES	8 829	142 320	66 058
424 FIXED VEG OIL NONSOFT	3 443	519	237	771 ELECTRIC POWER MACHY NES	14 383	18 805	8 928
431 PROCDSD ANML VEG OIL, ETC	24 919	4 362	1 961	772 SWITCHGEAR ETC & PTS NES	12 192	72 929	34 178
511 HYDROCARBONS NES, DERIVS	27 620	4 582	2 067	773 ELECTR DISTRIBUTING MACH	59 648	36 798	17 095
512 ALCOHOLS, PHENOLS, ETC	40 277	10 854	4 869	774 ELECTRO-MEDCL, XRAY EQUIP	243	7 759	3 605
513 ORGANIC ACIDS, ETC	60 909	12 664	5 907	775 HOUSEHOLD TYPE EQUIP NES	4 650	7 119	3 211
514 NITROGEN-FUNCTN COMPOUNDS	62 999	18 919	8 663	776 TRANSISTORS, VALVES, ETC	78	5 903	2 718
515 ORG-INORG COMPOUNDS ETC	4 521	7 560	3 492	778 ELECTRICAL MACHINERY NES	21 119	37 273	16 960
516 OTHER ORGANIC CHEMICALS	21 066	7 091	3 178	781 PASS MOTOR VEH EXC BUSES	1 545	3 796	1 770
522 INORG ELEMNTS, OXIDES, ETC	35 029	7 789	3 567	782 LORRIES, SPCL MTR VEH NES	33 992	54 391	24 974
523 OTHR INORGANIC CHEMICALS	128 850	19 769	8 702	784 MOTOR VEHCL PTS, ACC NES	157 310	217 269	101 548
524 RADIOACTIVE ETC MATERIAL		859	393	786 VEH NES NONMOTR, TRAILERS	499	715	332
531 SYNT DYE, NAT INDGO, LAKES	6 496	14 818	6 542	791 RAILWAY VEHICLES	17 297	22 951	10 258
532 DYES NES, TANNING PRODS	1 559	426	185	792 AIRCRAFT	16	597	263
533 PIGMENTS, PAINTS, ETC	7 984	5 968	2 706	793 SHIPS AND BOATS	31 224	23 344	11 176
541 MEDICINAL ETC PRODUCTS	10 823	62 766	29 718	801 INDUSTRIAL PLANT, CHAP 90	202	5 213	2 146
551 ESSENTL OIL, PERFUME, ETC	796	1 681	755	812 PLUMBG, HEATNG, LGHTNG EQU	3 596	4 563	2 115
554 SOAPS, CLEANING ETC PREPS	47 287	12 966	5 800	821 FURNITURE	5 970	11 522	5 333
562 FERTILIZERS MANUFACTURED	5 011	149	63	831 TRAVEL GOODS, HANDBAGS	35	371	167
572 EXPLOSIVES, PYROTECH PROD	190	473	208	842 MENS OUTERWEAR NOT KNIT	32	450	202
582 PROD OF CONDENSATION ETC	79 652	33 698	15 240	843 WOMENS OUTERWEAR NONKNIT	12	203	92
583 PROD OF POLYMERIZING ETC	117 410	35 561	15 998	845 OUTERWEAR KNIT NONELASTC	61	553	256
584 CELLULOSE DERIVATIVES ETC	7 183	7 125	3 207	846 UNDERWEAR KNITTED	22	194	91
585 PLASTIC MATERIALS NES	344	209	93	847 TXTL CLTHNG ACCESSRYS NES	9	96	43
591 PESTICIDES, DISINFECTANTS	14 050	25 969	11 300	848 HEADGEAR, NONTXTL CLOTHNG	294	460	206
592 STARCH, INULIN, GLUTEN, ETC	3 678	840	379	851 FOOTWEAR	50	218	99
598 MISC CHEMICAL PRODS NES	121 226	37 192	16 793	871 OPTICAL INSTRUMENTS	210	2 668	1 210
605 INDUSTRIAL PLANT, CHAP 73	44 840	81 620	36 550	872 MEDICAL INSTRUMENTS NES	2 595	23 970	10 667
611 LEATHER	333	167	83	873 METERS & COUNTERS NES	5 100	13 231	6 187
621 MATERIALS OF RUBBER	2 818	3 543	1 590	874 MEASURNG, CONTROLNG INSTR	2 811	44 092	20 239
625 RUBBER TYRES, TUBES	20 308	9 968	4 892	881 PHOTO APPAR & EQUIPT NES	212	4 008	1 891
628 RUBBER ARTICLES NES	2 991	8 900	4 069	882 PHOTO, CINEMA SUPPLIES	6 757	12 096	5 490
634 VENEERS, PLYWOOD, ETC	1 577	512	235	883 DEVELOPED CINEMA FILM	3	84	37
635 WOOD MANUFACTURES NES	1 154	465	203	884 OPTICAL GOODS NES	56	2 271	1 041
641 PAPER AND PAPERBOARD	35 047	20 598	9 417	885 WATCHES AND CLOCKS	263	2 511	1 179
642 ARTICLES OF PAPER ETC	14 587	7 579	3 424	892 PRINTED MATTER	1 926	7 814	3 547
651 TEXTILE YARN AND THREAD	10 549	10 426	4 571	893 ARTICLES OF PLASTIC NES	3 666	9 296	4 340
652 COTTON FABRICS, WOVEN	17	66	30	894 TOYS, SPORTING GOODS, ETC	84	428	191
653 WOVN MAN-MADE FIB FABRIC	10 832	12 622	5 936	895 OFFICE SUPPLIES NES	2 381	4 960	2 336
655 KNIT ETC FABRICS	28	93	42	897 GOLD, SILVER WARE, JEWELRY	7	202	95
656 LACE, RIBBONS, TULLE, ETC	87	870	395	898 MUSICAL INSTRUMENTS, PTS	1 037	2 918	1 359
657 SPECIAL TEXTILE ETC PROD	1 762	4 142	1 845	899 OTHER MANUFACTURED GOODS	1 047	3 736	1 735
658 TEXTILE ARTICLES NES	86	1 156	519				
659 FLOOR COVERINGS ETC	50	489	227	ISRAEL			
661 CEMENT ETC BUILDING PROD	13 130	319	141	IMPORTS	4 410 324	1 184 219	544 313
662 CLAY, REFRACTORY BLDG PRO	103 519	12 736	5 779	011 MEAT FRESH, CHILLD, FROZEN	1 507	3 052	1 423
663 OTH NONMETAL MINERAL MFS	59 844	19 611	8 831	014 MEAT PREPD, PRSRVD, NES ETC	10 050	6 581	3 036
664 GLASS	1 751	1 193	560	025 EGGS, BIRDS, FRESH PRSRVD	845	1 627	729
665 GLASSWARE	17 171	8 931	4 157	034 FISH FRESH, CHILLED, FROZN	352	1 027	462
667 PEARL, PREC-, SEMI-P STONE	1	87	35	044 MAIZE UNMILLED	1 004	361	164
671 PIG IRON ETC	14 860	2 712	1 217	048 CEREAL ETC PREPARATIONS	3 518	969	453
672 IRON, STL PRIMARY FORMS	316 330	23 471	10 854	054 VEG ETC FRSH, SMPLY PRSRVD	180 079	15 937	6 973
673 IRON AND STEEL SHAPES	279 020	29 965	14 147	056 VEGTBLES ETC PRSRVD, PREPD	20 940	2 605	1 194
674 IRN, STL UNIV, PLATE, SHEET	422 892	45 840	20 177	057 FRUIT, NUTS, FRESH, DRIED	1 043 240	118 888	53 017
675 IRON, STEEL HOOP, STRIP	82 698	19 065	8 278	058 FRUIT PRESERVED, PREPARED	205 539	49 354	22 492
676 RAILWAY RAILS ETC IRN, STL	13 809	4 751	2 368	071 COFFEE AND SUBSTITUTES	656	1 214	544
677 IRN, STL WIRE EXCL W ROD	9 095	3 085	1 423	073 CHOCOLATE AND PRODUCTS	58	65	32
678 IRON, STL TUBES, PIPES, ETC	442 618	87 106	38 834	081 FEEDING STUFF FOR ANIMLS	21 975	2 211	1 014
679 IRN, STL CASTINGS UNWORKE	680	745	326	098 EDIBLE PRODCTS, PREPS NES	25 940	5 703	2 622
681 SILVER, PLATINUM, ETC	14	697	300	112 ALCOHOLIC BEVERAGES	837	345	155
682 COPPER EXC CEMENT COPPER	73 030	43 524	19 918				



7 IMPORTS AND EXPORTS (SPECIAL TRADE) BY COUNTRIES OF PRODUCTION AND CONSUMPTION AND BY GROUPS OF THE SITC-REV. II 1986

GROUP DESCRIPTION	DT * 100 KG	1 000 DM	1 000 \$	GROUP DESCRIPTION	DT * 100 KG	1 000 DM	1 000 \$
222 SEEDS FOR'SOFT'FIXED OIL	14 555	3 483	1 661	847 TXTL CLTHNG ACCESRYS NES	2 007	9 143	4 211
263 COTTON	99 281	23 269	10 592	848 HEADGEAR,NONTXTL CLOTHNG	1 107	5 508	2 534
268 WOOL(EXC TOPS),ANML HAIR	183	93	44	851 FOOTWEAR	1 021	2 034	952
269 WASTE OF TEXTILE FABRICS	460	69	30	871 OPTICAL INSTRUMENTS	3	274	120
271 FERTILIZERS,CRUDE	1 570 398	15 449	7 082	872 MEDICAL INSTRUMENTS NES	3 368	3 780	1 749
277 NATURAL ABRASIVES NES		238	110	874 MEASURNG,CONTROLNG INSTR	1 104	16 543	7 634
278 OTHER CRUDE MINERALS	190 707	20 370	9 322	881 PHOTO APPAR & EQUIPT NES	70	1 496	737
282 IRON AND STEEL SCRAP	39 589	1 038	479	882 PHOTO,CINEMA SUPPLIES	58	473	226
288 NONFERR METAL SCRAP NES	50 644	10 511	4 782	884 OPTICAL GOODS NES	212	3 530	1 615
289 PREC METAL ORE,WASTE NES	3	585	267	892 PRINTED MATTER	1 590	1 459	685
291 CRUDE ANIMAL MTRIALS NES	417	120	56	893 ARTICLES OF PLASTIC NES	14 645	13 550	6 291
292 CRUDE VEG MATERIALS NES	74 994	72 567	32 274	894 TOYS,SPORTING GOODS,ETC	1 375	5 127	2 402
334 PETROLEUM PRODUCTS,REFIN	290 671	9 877	4 437	895 OFFICE SUPPLIES NES	174	442	204
335 RESIDUAL PETRLM PROD NES	29 597	1 397	667	896 WORKS OF ART ETC	17	872	400
411 ANIMAL OILS AND FATS	493	93	43	897 GOLD,SILVER WARE,JEWELRY	22	9 240	4 331
431 PROCESD ANML VEG OIL,ETC	42	96	46	898 MUSICAL INSTRUMENTS,PTS	313	1 168	550
511 HYDROCARBONS NES,DERIVS	12 691	2 280	1 031	899 OTHER MANUFACTURED GOODS	163	387	184
512 ALCOHOLS,PHENOLS,ETC	607	974	442	951 WAR FIREARMS,AMMUNITION	11	214	95
513 ORGANIC ACIDS,ETC	●	●	●	961 COIN NONGOLD,NONCURRENT	1 261	749	336
514 NITROGEN-FUNCTN COMPOUNDS	4 437	9 920	4 717	972 GOLD COIN		92	43
515 ORG-INORG COMPOUNDS ETC	2 518	3 042	1 279				
516 OTHER ORGANIC CHEMICALS	21 379	3 734	1 714	EXPORTS	4 072 384	2 420 503	1 122 817
522 INORG ELEMNTS,OXIDES,ETC	88 535	12 863	5 929	001 LIVE ANIMALS	2 762	1 172	578
523 OTHR INORGANIC CHEMICALS	37 957	4 638	2 129	022 MILK AND CREAM	3 270	1 100	521
524 RADIOACTIVE ETC MATERIAL		122	59	034 FISH FRESH,CHILLED,FROZN	11 343	3 349	1 561
531 SYNT DYE,NAT INDGO,LAKES	259	337	149	037 FISH ETC PREPD PRSVD NES	3 393	2 074	963
533 PIGMENTS,PAINTS,ETC	141	181	85	045 CEREALS NES UNMILLED	17 867	302	146
541 MEDICINAL ETC PRODUCTS	609	4 286	1 982	046 WHEAT ETC MEAL OR FLOUR	25 000	817	366
551 ESSENTL OIL,PERFUME,ETC	1 722	972	448	048 CEREAL ETC PREPARATIONS	6 088	712	325
553 PERFUMERY,COSMETICS,ETC	43	215	92	054 VEG ETC FRSH,SMPLY PRSVD	628	475	224
572 EXPLOSIVES,PYROTECH PROD	5 127	12 550	5 810	056 VEGTBLES ETC PRSVD,PREPD	2 283	1 835	854
582 PROD OF CONDENSATION ETC	13 581	5 634	2 608	057 FRUIT,NUTS,FRESH,DRIED	5 468	3 317	1 565
583 PROD OF POLYMERIZING ETC	110 347	20 407	9 390	058 FRUIT PRESERVED,PREPARED	1 060	671	309
585 PLASTIC MATERIALS NES	602	893	384	061 SUGAR AND HONEY	833 963	35 375	16 607
591 PESTICIDES,DISINFECTANTS	720	553	256	062 SUGAR PREPS NON-COCOA	5 116	2 665	1 236
592 STARCH,INULIN,GLUTEN,ETC	748	108	48	071 COFFEE AND SUBSTITUTES	6 007	9 606	4 466
598 MISC CHEMICAL PRODS NES	346	1 168	544	072 COCOA	4 023	4 100	1 851
613 FUR SKINS TANNED,DRESSED	30	683	314	073 CHOCOLATE AND PRODUCTS	17 338	9 635	4 571
621 MATERIALS OF RUBBER	7 899	5 054	2 327	075 SPICES	139	115	53
625 RUBBER TYRES,TUBES	27 486	15 977	7 296	081 FEEDING STUFF FOR ANIMLS	40 841	4 154	1 912
628 RUBBER ARTICLES NES	1 683	1 648	754	088 EDIBLE PRODCTS,PREPS NES	1 695	1 041	485
634 VENEERS,PLYWOOD,ETC	451	152	67	112 ALCOHOLIC BEVERAGES	2 110	484	225
635 WOOD MANUFACTURES NES	81	252	118	223 SEEDS FOR OTH FIXED OILS	1 666	293	144
641 PAPER AND PAPERBOARD	4 970	898	424	233 RUBBER,SYNTHTIC,RECLAIMD	13 377	3 886	1 780
642 ARTICLES OF PAPER ETC	326	618	296	247 OTH WOOD ROUGH,SQUARED	13 692	1 113	514
651 TEXTILE YARN AND THREAD	7 423	9 462	4 328	248 WOOD SHAPED	8 124	879	407
652 COTTON FABRICS,WOVEN	1 962	2 861	1 331	251 PULP AND WASTE PAPER	2 001	286	127
653 WOVN MAN-MADE FIB FABRIC	171	343	162	253 COTTON	3 787	805	412
656 LACE,RIBBONS,TULLE,ETC	73	133	59	266 SYNTHETIC FIBRE TO SPIN	28 156	9 037	4 153
658 TEXTILE ARTICLES NES	12 166	21 287	9 992	267 OTHER MAN-MADE FIBRES	5 065	2 815	1 282
659 FLOOR COVERINGS ETC	6 381	11 782	5 444	268 WOOL(EXC TOPS),ANML HAIR	28	144	64
662 CLAY,REFRACTORY BLDG PRD	8 346	1 076	487	269 WASTE OF TEXTILE FABRICS	223	84	41
663 OTH NONMETAL MINERAL MFS	3 074	14 778	6 864	273 STONE,SAND AND GRAVEL	8 631	327	149
664 GLASS	32	312	145	274 SULPHUR ETC	4 195	263	121
665 GLASSWARE	68	253	119	278 OTHER CRUDE MINERALS	11 930	952	436
666 POTTERY	32	72	36	287 BASE METAL ORES,CONC NES	2 779	631	291
667 PEARL,PREC-,SEMI-P STONE		48 377	22 253	291 CRUDE ANIMAL MTRIALS NES	211	356	164
678 IRON,STL TUBES,PIPES,ETC	2 498	1 845	842	292 CRUDE VEG MATERIALS NES	2 190	3 411	1 570
682 COPPER EXC CEMENT COPPER	26	72	33	322 COAL,LIGNITE,PEAT	19 730	398	184
684 ALUMINIUM	27 893	13 599	6 304	324 PETROLEUM PRODUCTS,REFIN	29 922	4 565	2 105
689 NON-FER BASE METALS NES	646	743	326	335 RESIDUAL PETRLM PROD NES	4 950	1 000	460
691 STRUCTURES AND PARTS NES	475	399	180	423 FIXED VEG OILS,SOFT	280	65	31
694 STL COPPR NAILS,NUTS,ETC	900	705	323	424 FIXED VEG OIL NONSOFT	3 027	1 031	486
695 TOOLS	1 322	19 033	8 808	431 PROCESD ANML VEG OIL,ETC	26 425	3 149	1 448
696 CUTLERY	35	144	62	511 HYDROCARBONS NES,DERIVS	239 536	22 775	10 278
697 BASE MTL HOUSEHOLD EQUIP	300	301	134	512 ALCOHOLS,PHENOLS,ETC	101 782	20 978	9 841
699 OTHER METAL MANUFACTURES	5 628	5 006	2 318	513 ORGANIC ACIDS,ETC	139 738	36 492	16 615
714 ENGINES & MOTORS NES	16	2 538	1 170	514 NITROGEN-FUNCTN COMPOUNDS	48 319	29 111	13 357
716 ROTATING ELECTRIC PLANT	418	1 355	621	515 ORG-INORG COMPOUNDS ETC	6 175	14 307	6 550
724 TEXTILE,LEATHER MACHNRY	493	2 240	995	516 OTHER ORGANIC CHEMICALS	19 961	7 159	3 278
726 PRINTG,BKBINDG MACHY,PTS	277	287	132	522 INORG ELEMNTS,OXIDES,ETC	55 284	10 072	4 625
727 FOOD MACHRY NON-DOMESTIC	381	325	145	523 OTHR INORGANIC CHEMICALS	130 591	14 215	6 544
728 OTH MACHRY FOR SPCL INDUS	929	6 246	2 939	524 RADIOACTIVE ETC MATERIAL	43	321	149
736 MACHINE TOOLS FOR METAL	3 032	13 285	6 226	531 SYNT DYE,NAT INDGO,LAKES	7 491	16 363	7 589
737 METALWORKING MACHNRY NES	116	1 597	688	532 DYES NES,TANNING PRODS	2 701	903	412
741 HEATING,COOLING EQUIPMNT	762	2 539	1 157	533 PIGMENTS,PAINTS,ETC	46 483	27 247	12 640
742 PUMPS FOR LIQUIDS ETC	87	598	278	541 MEDICINAL ETC PRODUCTS	3 302	29 334	13 705
743 PUMPS NES,CENTRIFUGES ETC	1 167	3 227	1 471	551 ESSENTL OIL,PERFUME,ETC	1 066	3 560	1 650
745 NONELEC MACHY,TOOLS NES	377	1 974	916	554 SOAPS,CLEANING ETC PREPS	1 178	2 339	1 092
749 NONELEC MACH PTS,ACC NES	1 693	3 781	1 763	562 FERTILIZERS MANUFACTURED	4 764	14 931	6 962
751 OFFICE MACHINES	111	3 006	1 255	572 EXPLOSIVES,PYROTECH PROD	415	476	223
752 AUTOMATIC DATA PROC EQUIP	391	16 487	7 616	582 PROD OF CONDENSATION ETC	69 023	39 238	18 187
759 OFFICE & ADP MCH PTS,ACC	146	8 680	3 942	583 PROD OF POLYMERIZING ETC	167 275	53 516	24 782
762 RADIO BROADCAST RECEIVRS	151	465	222	584 CELLULOSE DERIVATIVES ETC	7 580	5 901	2 750
764 TELECOM EQPT,PTS,ACC NES	475	12 395	5 802	585 PLASTIC MATERIALS NES	2 082	2 286	1 039
771 ELECTRIC POWER MACHY NES	525	7 000	3 214	591 PESTICIDES,DISINFECTANTS	5 680	9 899	4 494
772 SWITCHGEAR ETC & PTS NES	263	2 436	1 128	592 STARCH,INULIN,GLUTEN,ETC	10 123	4 669	2 186
773 ELECTR DISTRIBUTING MACH	1 492	1 487	683	598 MISC CHEMICAL PRODS NES	86 532	37 687	17 518
774 ELECTRO-MEDCL,XRAY EQUIP	424	8 395	3 941	611 LEATHER	454	915	434
775 HOUSEHOLD TYPE EQUIP NES	32	131	61	612 LEATHER ETC MANUFACTURES	242	760	357
776 TRANSISTORS,VALVES,ETC	8	860	415	613 FUR SKINS TANNED,DRESSED	40	1 387	623
778 ELECTRICAL MACHINERY NES	816	12 140	5 571	621 MATERIALS OF RUBBER	11 155	5 101	2 337
781 PASS MOTOR VEH EXC BUSES	114	151	69	625 RUBBER TYRES,TUBES	16 295	12 213	5 719
783 ROAD MOTOR VEHICLES NES	120	550	242	628 RUBBER ARTICLES NES	2 031	5 959	2 763
784 MOTOR VEHCL PTS,ACC NES	1 932	1 850	852	633 CORK MANUFACTURES	38	127	59
786 VEH NES NONMOTR,TRAILERS	3 178	881	379	634 VENEERS,PLYWOOD,ETC	20 542	3 505	1 644
792 AIRCRAFT	41	288	130	635 WOOD MANUFACTURES NES	7 222	1 694	767
812 PLUMBNG,HEATNG,LGHTNG EQU	36	101	46	641 PAPER AND PAPERBOARD	74 816	24 529	11 308
821 FURNITURE	5 576	4 703	2 118	642 ARTICLES OF PAPER ETC	21 662	17 198	8 030
831 TRAVEL GOODS,HANDBAGS	1 311	2 893	1 294	651 TEXTILE YARN AND THREAD	41 793	41 599	19 337
842 MENS OUTERWEAR NOT KNIT	2 659	12 713	5 972	652 COTTON FABRICS,WOVEN	4 126	11 025	5 031
843 WOMENS OUTERWEAR NONKNIT	2 399	17 666	8 109	653 WOVN MAN-MADE FIB FABRIC	10 519	24 690	11 434
844 UNDERWEAR NOT KNIT	111	464	212	654 OTH WOVEN TEXTILE FABRIC	1 328	2 864	1 316
845 OUTERWEAR KNIT NONELASTC	4 016	31 656	14 693				
846 UNDERWEAR KNITTED	6 433	29 613	13 522				



## 7 IMPORTS AND EXPORTS (SPECIAL TRADE) BY COUNTRIES OF PRODUCTION AND CONSUMPTION AND BY GROUPS OF THE SITC-REV. II 1986

GROUP DESCRIPTION	DT = 100 KG	1 000 DM	1 000 \$	GROUP DESCRIPTION	DT = 100 KG	1 000 DM	1 000 \$
655 KNIT ETC FABRICS	3 622	10 509	4 863	897 GOLD, SILVER WARE, JEWELRY	91	7 052	3 263
656 LACE, RIBBONS, TULLE, ETC	1 499	5 066	2 314	898 MUSICAL INSTRUMENTS, PTS	2 128	8 272	3 810
657 SPECIAL TEXTILE ETC PROD	8 108	13 941	6 474	899 OTHER MANUFACTURED GOODS	2 658	8 678	4 030
658 TEXTILE ARTICLES NES	307	1 530	724	941 ZOO ANIMALS, PETS	3	104	46
659 FLOOR COVERINGS ETC	380	395	181	951 WAR FIREARMS, AMMUNITION	95	800	370
661 CEMENT ETC BUILDING PROD	6 683	654	307	961 COIN NONGOLD, NONCURRENT	1 882	2 229	994
662 CLAY, REFRACTORY BLDG PRD	10 200	1 681	782	971 GOLD, NON MONETARY NES	1	4 020	1 774
663 OTH NONMETAL MINERAL MFS	7 419	9 152	4 251				
664 GLASS	29 773	8 101	3 783	JORDAN			
665 GLASSWARE	11 203	8 819	4 105				
666 POTTERY	3 010	3 374	1 537	IMPORTS	440 296	29 563	13 603
667 PEARL, PREC., SEMI-P STONE	6	26 243	12 167				
671 PIG IRON ETC	4 650	501	230	057 FRUIT, NUTS, FRESH, DRIED	2 009	174	72
672 IRON, STL PRIMARY FORMS	137 402	7 876	3 899	271 FERTILIZERS, CRUDE	371 157	4 108	1 829
673 IRON AND STEEL SHAPES	40 223	6 012	2 776	288 NONFERP METAL SCRAP NES	16 867	4 637	2 035
674 IRN, STL UNIV, PLATE, SHEET	378 400	53 591	24 551	523 OTHR INORGANIC CHEMICALS	390	63	30
675 IRON, STEEL HOOP, STRIP	27 397	6 533	3 095	562 FERTILIZERS MANUFACTURED	45 188	2 211	989
676 RAILWAY RAILS ETC IRN, STL	3 378	1 427	667	714 ENGINES & MOTORS NES	28	4 083	1 886
677 IRN, STL WIRE EXCL W ROD	25 294	4 380	2 040	716 ROTATING ELECTRIC PLANT	2	443	205
678 IRON, STL TUBES, PIPES, ETC	61 789	11 348	5 249	741 HEATING, COOLING EQUIPMNT	1	84	36
679 IRN, STL CASTINGS UNWORKE	5 091	874	394	743 PUMPS NES, CENTRIFUGES ETC	20	532	250
681 SILVER, PLATINUM, ETC	196	5 326	2 487	749 NONELEC MACH PTS, ACC NES	7	530	243
682 COPPER EXC CEMENT COPPER	59 266	28 307	13 107	752 AUTOMTIC DATA PROC EQUIP	1	73	35
683 NICKEL	1 153	1 747	812	759 OFFICE & ADP MCH PTS, ACC		81	38
684 ALUMINIUM	19 922	17 531	8 108	764 TELECOM EQPT, PTS, ACC NES		269	121
685 LEAD	1 085	165	79	781 PASS MOTOR VEH EXC BUSES	281	760	351
686 ZINC	588	159	75	792 AIRCRAFT	12	1 595	714
687 TIN	105	151	71	874 MEASURNG, CONTROLNG INSTR	3	302	139
689 NON-FER BASE METALS NES	21	195	90	896 WORKS OF ART ETC	2	333	161
691 STRUCTURES AND PARTS NES	5 499	5 683	2 633	971 GOLD, NON MONETARY NES	2	4 896	2 442
692 METAL TANKS, BOXES, ETC	2 195	3 020	1 372				
693 WIRE PRODUCTS NON ELECTR	2 026	1 671	779	EXPORTS	567 337	397 978	183 203
694 STL, COPPR NAILS, NUTS, ETC	3 252	3 166	1 460	001 LIVE ANIMALS	6 580	2 853	1 116
695 TOOLS	9 243	26 867	12 566	011 MEAT FRESH, CHILLD, FROZEN	22 214	5 849	2 686
696 CUTLERY	1 146	5 767	2 672	014 MEAT PREPD, PRSVD, NES ETC	169	136	64
697 BASE MTL HOUSEHOLD EQUIP	4 602	7 122	3 304	022 MILK AND CREAM	7 255	1 573	746
699 OTHER METAL MANUFACTURES	40 125	39 390	18 270	023 BUTTER	1 437	505	236
711 STEAM BOILERS & AUX PLNT	595	1 176	542	024 CHEESE AND CURD	5 888	2 871	1 364
712 STEAM ENGINES, TURBINES	786	2 685	1 296	025 EGGS, BIRDS, FRESH, PRSRVD	234	377	184
713 INTRNL COMBUS PISTN ENGN	3 164	8 590	4 026	048 CEREAL ETC PREPARATIONS	2 864	1 536	705
714 ENGINES & MOTORS NES	11	2 106	1 038	054 VEG ETC FRSH, SMPLY PRSVD	1 287	97	42
716 ROTATING ELECTRIC PLANT	2 389	7 742	3 555	061 SUGAR AND HONEY	26 534	1 494	681
718 OTH POWER GENERATG MACHY	202	802	378	062 SUGAR PREPS NON-COCOA	597	266	120
721 AGRIC MACHY, EXC TRACTORS	2 221	5 754	2 684	071 COFFEE AND SUBSTITUTES	268	473	210
722 TRACTORS NON-ROAD	6 180	7 744	3 405	072 COCOA	391	170	81
723 CIVIL ENGINEERG EQUIP ETC	1 507	4 800	2 172	081 FEEDING STUFF FOR ANIMLS	10 520	1 991	896
724 TEXTILE, LEATHER MACHNRY	12 542	56 153	26 177	098 EDIBLE PRODCTS, PREPS NES	2 905	2 707	1 239
725 PAPER ETC MILL MACHINERY	1 889	7 620	3 538	112 ALCOHOLIC BEVERAGES	195	88	39
726 PRINTG, BKBINDG MACHY, PTS	7 387	30 539	13 741	233 RUBBER, SYNTHETIC, RECLAIMO	1 156	294	134
727 FOOD MACHRY NON-DOMESTIC	4 160	14 731	6 817	251 PULP AND WASTE PAPER	4 209	479	238
728 OTH MACHY FOR SPCL INDUS	30 056	88 431	40 811	264 JUTE, OTH TEX BAST FIBRES	50	72	31
736 MACHINE TOOLS FOR METAL	7 224	35 346	16 273	269 WASTE OF TEXTILE FABRICS	12 131	3 364	1 542
737 METALWORKING MACHNRY NES	677	4 916	2 270	277 NATURAL ABRASIVES NES	6	113	49
741 HEATING, COOLING EQUIPMNT	10 689	34 266	15 948	292 CRUDE VEG MATERIALS NES	342	284	127
742 PUMPS FOR LIQUIDS ETC	2 623	11 328	5 285	322 COAL, LIGNITE, PEAT	3 900	167	78
743 PUMPS NES, CENTRIFUGES ETC	13 237	29 214	13 495	323 BRIQUETS, COKE, SEMI-COKE	1 970	90	41
744 MECHANICAL HANDLING EQU	21 864	48 844	22 841	334 PETROLEUM PRODUCTS, REFIN	12 406	2 474	1 153
745 NONELEC MACHY, TOOLS NES	8 229	34 667	16 044	335 RESIDUAL PETRLM PROD NES	1 133	272	121
749 NONELEC MACH PTS, ACC NES	10 843	47 046	21 617	423 FIXED VEG OILS, SOFT	3 211	485	224
751 OFFICE MACHINES	589	3 099	1 436	431 PROCESD ANML VEG OIL, ETC	4 727	671	311
752 AUTOMTIC DATA PROC EQUIP	2 344	37 835	17 487	511 HYDROCARBONS NES, DERIVS	1 410	259	119
759 OFFICE & ADP MCH PTS, ACC	263	10 975	5 049	512 ALCOHOLS, PHENOLS, ETC	6 488	1 453	655
761 TELEVISION RECEIVERS	11 798	33 142	15 332	513 ORGANIC ACIDS, ETC	4 141	1 086	461
762 RADIO BROADCAST RECEIVERS	549	1 746	810	514 NITROGEN-FUNCTN COMPOUNDS	6 419	2 430	1 129
763 SOUND RECORDRS, PHONOGRPH	210	3 314	1 560	515 ORG-INORG COMPOUNDS ETC	120	176	81
764 TELECOM EQPT, PTS, ACC NES	4 090	51 233	23 584	516 OTHER ORGANIC CHEMICALS	508	438	198
771 ELECTRIC POWER MACHY NES	6 310	6 900	3 181	522 INORG ELEMNTS, OXIDES, ETC	1 337	433	195
772 SWITCHGEAR ETC & PTS NES	12 114	65 112	30 203	523 OTHR INORGANIC CHEMICALS	5 929	939	425
773 ELECTR DISTRIBUTING MACH	12 987	11 797	5 481	531 SYNT DYE, NAT INDOG, LAKES	265	495	226
774 ELECTRO-MEDCL, XRAY EQUIP	939	14 236	6 520	532 DYES NES, TANNING PRODS	775	149	68
775 HOUSEHOLD TYPE EQUIP NES	39 523	44 074	20 526	533 PIGMENTS, PAINTS, ETC	8 452	4 031	1 851
776 TRANSISTORS, VALVES, ETC	5 914	20 002	9 318	541 MEDICINAL ETC PRODUCTS	3 479	13 535	6 201
778 ELECTRICAL MACHINERY NES	23 261	48 939	22 812	551 ESSENTIAL OIL, PERFUME, ETC	165	361	167
781 PASS MOTOR VEH EXC BUSES	121 532	198 438	92 748	553 PERFUMERY, COSMETICS, ETC	3 398	3 536	1 644
782 LORRIES, SPCL MTR VEH NES	50 991	68 821	32 356	554 SOAPS, CLEANING ETC PREPS	5 708	1 613	744
783 ROAD MOTOR VEHICLES NES	3 416	7 863	3 728	562 FERTILIZERS MANUFACTURED	1 216	281	127
784 MOTOR VEHCL PTS, ACC NES	32 387	71 627	33 795	572 EXPLOSIVES, PYROTECH PROD	53	782	338
785 MOTOR & OTHER CYCLES ETC	2 472	2 758	1 257	582 PROD OF CONDENSATION ETC	7 962	2 232	1 050
786 VEH NES NONMOTR, TRAILERS	6 439	5 855	2 782	583 PROD OF POLYMERIZING ETC	45 338	9 349	4 304
791 RAILWAY VEHICLES	154	281	133	584 CELLULOSE DERIVATIVES ETC	555	337	155
792 AIRCRAFT	22	2 550	1 181	591 PESTICIDES, DISINFECTANTS	2 774	2 489	1 162
812 PLUMB, HEATNG, LGHTNG EQU	2 828	4 868	2 274	592 STARCH, INULIN, GLUTEN, ETC	8 830	961	443
821 FURNITURE	5 728	7 547	3 487	598 MISC CHEMICAL PRODS NES	20 575	6 192	2 921
831 TRAVEL GOODS, HANDBAGS	264	851	318	621 MATERIALS OF RUBBER	1 981	1 215	548
842 MENS OUTERWEAR NOT KNIT	106	656	701	625 RUBBER TYRES, TUBES	13 070	3 923	1 787
843 WOMENS OUTERWEAR NONKNIT	150	1 530	157	628 RUBBER ARTICLES NES	1 005	1 619	753
845 OUTERWEAR KNIT NONELASTC	56	351	411	634 VENEERS, PLYWOOD, ETC	2 538	586	258
846 UNDERWEAR KNITTED	100	897	685	635 WOOD MANUFACTURES NES	1 013	802	378
847 TXTL CLTHNG ACCESSRY NES	233	1 496	367	641 PAPER AND PAPERBOARD	7 094	1 534	693
848 HEADGEAR, NONTXTL CLOTHNG	123	790	1 529	642 ARTICLES OF PAPER ETC	3 816	2 355	1 086
851 FOOTWEAR	778	3 246	2 066	651 TEXTILE YARN AND THREAD	366	346	161
871 OPTICAL INSTRUMENTS	156	4 455	4 945	652 COTTON FABRICS, WOVEN	414	1 146	507
872 MEDICAL INSTRUMENTS NES	653	10 596	369	653 WOVN MAN-MADE FIB FABRIC	510	1 140	524
873 METERS & COUNTERS NES	313	795	20 563	654 OTH WOVEN TEXTILE FABRIC	40	159	73
874 MEASURNG, CONTROLNG INSTR	2 291	44 202	2 359	655 KNIT ETC FABRICS	66	221	103
881 PHOTO APPAR & EQUIP NES	559	5 038	7 473	657 SPECIAL TEXTILE ETC PROD	1 892	1 217	551
882 PHOTO, CINEMA SUPPLIES	9 944	16 227	81	658 TEXTILE ARTICLES NES	114	415	190
883 DEVELOPED CINEMA FILM	6	163	2 148	659 FLOOR COVERINGS ETC	49	74	35
884 OPTICAL GOODS NES	54	4 557	2 873	662 CLAY, REFRACTORY BLDG PRD	6 016	640	288
885 WATCHES AND CLOCKS	551	6 190	3 956	663 OTH NONMETAL MINERAL MFS	4 133	1 706	774
892 PRINTED MATTER	6 547	8 152	12 462	664 GLASS	5 105	821	360
893 ARTICLES OF PLASTIC NES	18 301	26 744	2 876	665 GLASSWARE	629	690	311
894 TOYS, SPORTING GOODS, ETC	4 585	6 223	2 887	666 POTTERY	202	549	239
895 OFFICE SUPPLIES NES	1 534	6 207	220	673 IRON AND STEEL SHAPES	6 054	627	295
896 WORKS OF ART ETC	11	487					



## 7 IMPORTS AND EXPORTS (SPECIAL TRADE) BY COUNTRIES OF PRODUCTION AND CONSUMPTION AND BY GROUPS OF THE SITC-REV. II 1986

GROUP DESCRIPTION	DT = 100 KG	1 000 DM	1 000 \$	GROUP DESCRIPTION	DT = 100 KG	1 000 DM	1 000 \$
674 IRN, STL UNIV. PLATE, SHEET	29 003	3 920	1 795	712 STEAM ENGINES, TURBINES	3	98	43
676 RAILWAY RAILS ETC IRN, STL	2 252	656	322	713 INTRNL COMBUS PISTN ENGN	206	1 041	502
677 IRN, STL WIRE EXCL W ROD	2 033	291	135	714 ENGINES & MOTORS NES	271	27 355	12 304
678 IRON, STL TUBES, PIPES, ETC	49 250	8 072	3 729	716 ROTATING ELECTRIC PLANT	707	6 304	2 872
681 SILVER, PLATINUM, ETC		73	36	728 OTH MACHY FOR SPCL INDUS	211	230	112
682 COPPER EXC CEMENT COPPER	652	792	367	736 MACHINE TOOLS FOR METAL	133	196	98
684 ALUMINIUM	1 629	1 791	809	741 HEATING, COOLING EQUIPMNT	14	369	167
685 LEAD	7 544	809	405	742 PUMPS FOR LIQUIDS ETC	205	1 305	591
691 STRUCTURES AND PARTS NES	3 759	2 743	1 292	743 PUMPS NES, CENTRIFUGES ETC	22	605	279
692 METAL TANKS, BOXES, ETC	1 547	913	415	744 MECHANICAL HANDLING EQU	1 389	210	94
693 WIRE PRODUCTS NON ELECTR	230	119	52	745 NONELEC MACHY, TOOLS NES	73	158	72
694 STL, COPPR NAILS, NUTS, ETC	1 587	1 095	501	749 NONELEC MACH PTS, ACC NES	297	1 659	746
695 TOOLS	1 871	3 965	1 830	752 AUTOMTIC DATA PROC EQUIP	32	269	126
696 CUTLERY	386	1 061	484	759 OFFICE & ADP MCH PTS, ACC	5	254	108
697 BASE MTL HOUSEHOLD EQUIP	1 081	1 166	528	763 SOUND RECORDRS, PHONOGRPH	13	149	69
699 OTHER METAL MANUFACTURES	3 933	4 297	1 989	764 TELECOM EQPT, PTS, ACC NES	11	2 000	925
700 INDUSTRIAL PLANT, CHAP 84	260	248	110	771 ELECTRIC POWER MACHY NES	131	152	72
703 INDUSTRIAL PLANT, CHAP 85	34	1 268	520	772 SWITCHGEAR ETC & PTS NES	87	1 223	553
712 STEAM ENGINES, TURBINES	4	137	62	774 ELECTRO-MEDCL, XRAY EQUIP		149	68
713 INTRNL COMBUS PISTN ENGN	3 296	7 234	3 306	778 ELECTRICAL MACHINERY NES	12	373	174
714 ENGINES & MOTORS NES	425	11 120	4 952	781 PASS MOTOR VEH EXC BUSES	379	1 261	585
716 ROTATING ELECTRIC PLANT	695	1 957	918	782 LORRIES, SPCL MTR VEH NES	643	330	135
718 OTH POWER GENERATG MACHY	20	193	92	792 AIRCRAFT	30	5 396	2 504
721 AGRIC MACHY, EXC TRACTORS	370	576	268	793 SHIPS AND BOATS	47 518	971	479
722 TRACTORS NON-ROAD	1 035	1 410	647	845 OUTERWEAR KNIT NONELASTC	19	63	32
723 CIVIL ENGINEERG EQUIP ETC	6 232	12 440	5 786	874 MEASURNG, CONTROLNG INSTR	16	2 248	1 029
724 TEXTILE, LEATHER MACHNRY	659	1 052	476	892 PRINTED MATTER	176	260	116
725 PAPER ETC MILL MACHINERY	318	1 189	579	893 ARTICLES OF PLASTIC NES	789	846	387
726 PRINTG, BKBINDG MACHY, PTS	304	1 459	659	897 GOLD, SILVER WARE, JEWELRY	1	703	316
727 FOOD MACHRY NON-DOMESTIC	570	1 950	894				
728 OTH MACHY FOR SPCL INDUS	3 755	10 423	4 935	EXPORTS	11 525 030	3 370 108	1 548 013
736 MACHINE TOOLS FOR METAL	813	2 007	944				
737 METALWORKING MACHNRY NES	20	131	60	001 LIVE ANIMALS	42 810	18 294	8 453
741 HEATING, COOLING EQUIPMNT	3 068	3 777	1 744	011 MEAT FRESH, CHILLD, FROZEN	43 320	11 923	5 408
742 PUMPS FOR LIQUIDS ETC	2 194	5 494	2 553	014 MEAT PREPD, PRSRVD, NES ETC	1 015	940	427
743 PUMPS NES, CENTRIFUGES ETC	1 800	8 943	4 041	022 MILK AND CREAM	196 849	61 333	27 939
744 MECHANICAL HANDLING EQU	4 005	5 312	2 384	023 BUTTER	2 162	745	345
745 NONELEC MACHY, TOOLS NES	458	2 179	1 013	024 CHEESE AND CURD	19 122	10 601	4 870
749 NONELEC MACH PTS, ACC NES	4 340	12 235	5 630	025 EGGS, BIRDS, FRESH PRSRVD	4 506	2 665	1 246
751 OFFICE MACHINES	150	732	327	037 FISH ETC PREPD PRSRVD NES	70	572	266
752 AUTOMTIC DATA PROC EQUIP	81	1 217	554	043 BARLEY UNMILLED	6 467 398	106 608	50 497
759 OFFICE & ADP MCH PTS, ACC	8	314	144	046 WHEAT ETC MEAL OR FLOUR	4 073	245	107
761 TELEVISION RECEIVERS	589	1 762	788	047 OTHER CEREAL MEALS, FLOUR	2 120	145	64
762 RADIO BROADCAST RECEIVRS	70	246	112	048 CEREAL ETC PREPARATIONS	27 264	14 032	6 471
763 SOUND RECORDRS, PHONOGRPH	12	115	53	054 VEG ETC FRSH, SMPLY PRSRVD	2 863	181	87
764 TELECOM EQPT, PTS, ACC NES	213	4 003	1 879	056 VEGTBLES ETC PRSRVD, PREPD	1 144	496	232
771 ELECTRIC POWER MACHY NES	259	411	190	058 FRUIT PRESERVED, PREPARED	7 085	2 575	1 223
772 SWITCHGEAR ETC & PTS NES	1 494	6 025	2 729	061 SUGAR AND HONEY	184 349	13 566	6 370
773 ELECTR DISTRIBUTING MACH	5 192	2 236	988	062 SUGAR PREPS NON-COCOA	4 042	1 942	886
774 ELECTRO-MEDCL, XRAY EQUIP	401	5 882	2 636	071 COFFEE AND SUBSTITUTES	1 276	2 098	952
775 HOUSEHOLD TYPE EQUIP NES	1 307	1 738	790	072 COCOA	282	220	103
776 TRANSISTORS, VALVES, ETC	27	131	60	073 CHOCOLATE AND PRODUCTS	1 694	1 490	689
778 ELECTRICAL MACHINERY NES	10 836	8 935	4 117	074 TEA AND MATE	184	311	148
781 PASS MOTOR VEH EXC BUSES	24 695	47 438	21 832	075 SPICES	126	266	123
782 LORRIES, SPCL MTR VEH NES	6 539	8 424	3 921	081 FEEDING STUFF FOR ANIMLS	45 066	6 365	2 849
783 ROAD MOTOR VEHICLES NES	2 538	4 206	1 893	091 MARGARINE AND SHORTENING	228	82	39
784 MOTOR VEHCL PTS, ACC NES	21 825	25 593	11 783	098 EDIBLE PRODCTS, PREPS NES	28 208	20 669	9 541
786 VEH NES NONMOTR, TRAILERS	2 290	1 618	743	111 NON-ALCOHL BEVERAGES NES	7 838	2 568	1 151
791 RAILWAY VEHICLES	58	132	64	112 ALCOHOLIC BEVERAGES	1 075	195	88
792 AIRCRAFT	77	1 223	576	122 TOBACCO MFRS	388	840	397
812 PLUMBG, HEATNG, LGHTNG EQU	1 681	1 342	619	233 RUBBER, SYNTHTIC, RECLAIMD	12 797	2 004	915
821 FURNITURE	6 350	6 168	2 930	247 OTH WOOD ROUGH, SQUARED	1 351	103	48
831 TRAVEL GOODS, HANDBAGS	32	253	123	248 WOOD SHAPED	439	96	42
842 MENS OUTERWEAR NOT KNIT	125	1 367	648	251 PULP AND WASTE PAPER	1 308	178	82
843 WOMENS OUTERWEAR NONKNIT	213	5 005	2 359	269 WASTE OF TEXTILE FABRICS	5 112	424	197
844 UNDERWEAR NOT KNIT	13	144	63	273 STONE, SAND AND GRAVEL	19 363	551	270
845 OUTERWEAR KNIT NONELASTC	60	819	382	278 OTHER CRUDE MINERALS	80 561	3 235	1 506
846 UNDERWEAR KNITTED	23	291	136	287 BASE METAL ORES, CONC NES	2 101	153	74
847 TXTL CLTHNG ACCESRYS NES	6	112	50	291 CRUDE ANIMAL MTRIALS NES	58	197	94
848 HEADGEAR, NONTXTL CLOTHNG	128	326	150	292 CRUDE VEG MATERIALS NES	168	163	70
851 FOOTWEAR	35	222	104	322 COAL, LIGNITE, PEAT	137 349	3 357	1 572
871 OPTICAL INSTRUMENTS	34	969	462	334 PETROLEUM PRODUCTS, REFIN	11 912	4 377	2 029
872 MEDICAL INSTRUMENTS NES	343	3 796	1 822	335 RESIDUAL PETRLM PROD NES	27 800	2 704	1 224
873 METERS & COUNTERS NES	171	288	141	424 FIXED VEG OIL NONSOFT	492	91	41
874 MEASURNG, CONTROLNG INSTR	601	6 864	3 167	431 PROCESD ANML VEG OIL, ETC	28 226	4 805	2 147
881 PHOTO APPAR & EQUIPT NES	148	1 273	593	511 HYDROCARBONS NES, DERIVS	24 928	6 386	2 931
882 PHOTO, CINEMA SUPPLIES	1 491	1 876	882	512 ALCOHOLS, PHENOLS, ETC	7 113	1 277	575
884 OPTICAL GOODS NES	2	233	110	513 ORGANIC ACIDS, ETC	16 870	3 848	1 772
885 WATCHES AND CLOCKS	9	123	53	514 NITROGEN-FUNCTN COMPOUNDS	38 795	11 419	5 338
892 PRINTED MATTER	588	886	405	515 ORG-INORG COMPOUNDS ETC	6 215	3 685	1 692
893 ARTICLES OF PLASTIC NES	2 428	3 085	1 427	516 OTHER ORGANIC CHEMICALS	11 359	4 315	2 034
894 TOYS, SPORTING GOODS, ETC	418	533	246	522 INORG ELEMNTS, OXIDES, ETC	18 063	5 022	2 245
895 OFFICE SUPPLIES NES	501	1 252	583	523 OTHR INORGANIC CHEMICALS	93 731	10 263	4 711
897 GOLD, SILVER WARE, JEWELRY		852	390	524 RADIOACTIVE ETC MATERIAL	1	164	78
898 MUSICAL INSTRUMENTS, PTS	44	241	110	531 SYNT DYE, NAT INDGO, LAKES	557	990	468
899 OTHER MANUFACTURED GOODS	185	637	293	532 DYES NES, TANNING PRODS	670	102	45
951 WAR FIREARMS, AMMUNITION	54	544	253	533 PIGMENTS, PAINTS, ETC	140 217	22 582	10 298
				541 MEDICINAL ETC PRODUCTS	14 877	79 752	36 454
SAUDI ARABIA				551 ESSENTIAL OIL, PERFUME, ETC	469	2 180	1 012
IMPORTS	77 099 103	1 893 786	870 663	553 PERFUMERY, COSMETICS, ETC	37 877	35 309	16 363
233 RUBBER, SYNTHTIC, RECLAIMD	2 181	113	51	554 SOAPS, CLEANING ETC PREPS	38 503	13 690	6 261
288 NONFERR METAL SCRAP NES	44 087	12 376	5 651	562 FERTILIZERS MANUFACTURED	41 101	2 851	1 354
291 CRUDE ANIMAL MTRIALS NES	45	275	134	572 EXPLOSIVES, PYROTECH PROD	2 803	1 993	936
333 CRUDE PETROLEUM	72 537 974	1 532 649	705 763	582 PROD OF CONDENSATION ETC	51 740	21 717	9 866
334 PETROLEUM PRODUCTS, REFIN	2 122 680	72 108	32 027	583 PROD OF POLYMERIZING ETC	141 670	47 379	21 841
511 HYDROCARBONS NES, DERIVS	19 594	1 744	845	584 CELLULOSE DERIVATIVES ETC	1 233	1 320	621
512 ALCOHOLS, PHENOLS, ETC	752 845	18 413	8 506	591 PESTICIDES, DISINFECTANTS	6 348	8 441	3 905
513 ORGANIC ACIDS, ETC	460	61	598	592 STARCH, INULIN, GLUTEN, ETC	25 875	8 280	3 843
515 ORG-INORG COMPOUNDS ETC	32 009	6 537	30	598 MISC CHEMICAL PRODS NES	128 703	47 648	21 737
516 OTHER ORGANIC CHEMICALS	15 789	1 347	2 982	605 INDUSTRIAL PLANT, CHAP 73	17 064	10 821	5 184
583 PROD OF POLYMERIZING ETC	710 432	88 631	612	607 INDUSTRIAL PLANT, CHAP 82	296	3 316	1 513
628 RUBBER ARTICLES NES	19	185	93	611 LEATHER	283	726	329
673 IRON AND STEEL SHAPES	39 684	2 658	1 172	612 LEATHER ETC MANUFACTURES	16	167	77
				621 MATERIALS OF RUBBER	4 269	3 397	1 573
				625 RUBBER TYRES, TUBES	21 529	14 915	6 952



## 7 IMPORTS AND EXPORTS (SPECIAL TRADE) BY COUNTRIES OF PRODUCTION AND CONSUMPTION AND BY GROUPS OF THE SITC-REV. II 1986

GROUP DESCRIPTION	DT = 100 KG	1 000 DM	1 000 \$	GROUP DESCRIPTION	DT = 100 KG	1 000 DM	1 000 \$
628 RUBBER ARTICLES NES	4 125	8 182	3 771	872 MEDICAL INSTRUMENTS NES	4 052	24 893	11 502
634 VENEERS, PLYWOOD, ETC	24 875	5 360	2 456	873 METERS & COUNTERS NES	1 571	3 666	1 618
635 WOOD MANUFACTURES NES	16 000	8 836	4 037	874 MEASURING, CONTROLLING INSTR	3 058	39 917	18 278
641 PAPER AND PAPERBOARD	98 105	23 851	10 946	881 PHOTO APPAR & EQUIPT NES	440	4 370	1 994
642 ARTICLES OF PAPER ETC	79 446	33 287	15 277	882 PHOTO, CINEMA SUPPLIES	8 951	10 179	4 606
651 TEXTILE YARN AND THREAD	1 698	4 291	1 928	884 OPTICAL GOODS NES	103	7 065	3 242
652 COTTON FABRICS, WOVEN	2 321	7 404	3 373	885 WATCHES AND CLOCKS	829	10 900	5 067
653 WOVN MAN-MADE FIB FABRIC	2 069	7 918	3 632	892 PRINTED MATTER	5 336	7 910	3 635
654 OTH WOVEN TEXTILE FABRIC	472	1 296	593	893 ARTICLES OF PLASTIC NES	22 618	33 300	15 311
655 KNIT ETC FABRICS	651	1 728	829	894 TOYS, SPORTING GOODS, ETC	10 614	17 121	7 791
656 LACE, RIBBONS, TULLE, ETC	52	704	293	895 OFFICE SUPPLIES NES	3 248	9 891	4 576
657 SPECIAL TEXTILE ETC PROD	12 767	13 438	6 220	897 GOLD, SILVER WARE, JEWELRY	97	12 478	5 707
658 TEXTILE ARTICLES NES	1 709	6 194	2 859	898 MUSICAL INSTRUMENTS, PTS	608	5 908	2 712
659 FLOOR COVERINGS ETC	5 797	4 592	2 036	899 OTHER MANUFACTURED GOODS	3 811	9 800	4 504
661 CEMENT ETC BUILDING PROD	5 291	709	324	941 ZOO ANIMALS, PETS	132	442	211
662 CLAY, REFRACTORY BLDG PROD	199 741	27 346	12 538	951 WAR FIREARMS, AMMUNITION	338	1 811	833
663 OTH NONMETAL MINERAL MFS	85 062	19 161	8 786	971 GOLD, NON MONETARY NES	9	21 040	9 454
664 GLASS	92 880	13 270	5 998				
665 GLASSWARE	247 698	32 473	15 106	KUWAIT			
666 POTTERY	645	1 978	910				
667 PEARL, PREC., SEMI-P STONE	1	1 822	829	IMPORTS	9 916 363	377 405	169 924
671 PIG IRON ETC	3 710	1 334	628				
672 IRON, STL PRIMARY FORMS	429 302	24 177	11 759	282 IRON AND STEEL SCRAP	869	161	79
673 IRON AND STEEL SHAPES	35 441	5 212	2 368	288 NONFERR METAL SCRAP NES	25 282	6 285	2 854
674 IRN, STL UNIV, PLATE, SHEET	219 844	26 590	13 494	289 PREC METAL ORE, WASTE NES	4	177	79
675 IRON, STEEL HOOP, STRIP	17 564	3 345	1 489	333 CRUDE PETROLEUM	69 930	3 277	1 646
676 RAILWAY RAILS ETC IRN, STL	1 565	344	159	334 PETROLEUM PRODUCTS, REFIN	9 664 647	330 095	148 330
677 IRN, STL WIRE EXCL W ROD	4 699	905	413	335 RESIDUAL PETRLM PROD NES	3 084	142	69
678 IRON, STL TUBES, PIPES, ETC	366 665	58 401	26 601	562 FERTILIZERS MANUFACTURED	144 748	5 102	2 088
679 IRN, STL CASTINGS UNWORKE	1 320	598	268	611 LEATHER	48	232	108
681 SILVER, PLATINUM, ETC	48	757	353	689 NON-FER BASE METALS NES	195	74	35
682 COPPER EXC CEMENT COPPER	19 601	12 297	5 650	714 ENGINES & MOTORS NES	36	5 817	2 670
683 NICKEL	351	869	396	716 ROTATING ELECTRIC PLANT	15	1 469	664
684 ALUMINIUM	44 492	25 928	12 013	726 PRINTG, BKBINDG MACHY, PTS	6	82	40
685 LEAD	7 666	1 338	604	741 HEATING, COOLING EQUIPMNT	1	121	52
686 ZINC	3 280	665	308	742 PUMPS FOR LIQUIDS ETC	4	706	327
689 NON-FER BASE METALS NES	10	96	40	743 PUMPS NES, CENTRIFUGES ETC	5	220	94
691 STRUCTURES AND PARTS NES	75 381	53 665	24 680	744 MECHANICAL HANDLING EQU	310	354	149
692 METAL TANKS, BOXES, ETC	17 695	12 386	5 664	749 NONELEC MACH PTS, ACC NES	30	1 038	470
693 WIRE PRODUCTS NON ELECTR	5 129	2 957	1 354	759 OFFICE & ADP MCH PTS, ACC	5	304	150
694 STL, COPPR NAILS, NUTS, ETC	10 153	7 773	3 541	763 SOUND RECORDRS, PHONOGRPH		92	45
695 TOOLS	6 316	19 247	8 821	764 TELECOM EQPT, PTS, ACC NES		144	65
696 CUTLERY	2 412	12 388	5 718	771 ELECTRIC POWER MACHY NES	5	644	319
697 BASE MTL HOUSEHOLD EQUIP	4 241	10 540	4 748	774 ELECTRO-MEDCL, XRAY EQUIP	10	61	30
699 OTHER METAL MANUFACTURES	43 255	45 215	20 904	781 PASS MOTOR VEH EXC BUSES	155	296	134
700 INDUSTRIAL PLANT, CHAP 84	55 463	185 089	86 553	782 LORRIES, SPCL MTR VEH NES	197	305	153
703 INDUSTRIAL PLANT, CHAP 85	18 268	50 499	22 593	792 AIRCRAFT	13	3 292	1 582
711 STEAM BOILERS & AUX PLNT	7 674	7 570	3 494	874 MEASURING, CONTROLLING INSTR	30	3 887	1 765
712 STEAM ENGINES, TURBINES	88	2 152	1 027	971 GOLD, NON MONETARY NES	1	1 575	707
713 INTRNL COMBUS PISTN ENGN	7 787	42 537	19 698				
714 ENGINES & MOTORS NES	2 365	64 369	30 378	EXPORTS	1 473 420	1 043 531	479 314
716 ROTATING ELECTRIC PLANT	24 364	50 171	22 232				
718 OTH POWER GENERATG MACHY	123	571	271	001 LIVE ANIMALS	15 331	5 454	2 656
721 AGRIC MACHY, EXC TRACTORS	19 946	20 563	9 558	011 MEAT FRESH, CHILLD, FROZEN	18 260	4 516	2 099
722 TRACTORS NON-ROAD	21 858	29 070	13 388	014 MEAT PREPD, PRSRVD, NES ETC	804	704	326
723 CIVIL ENGINEERG EQUIP ETC	11 462	15 856	7 333	022 MILK AND CREAM	93 070	24 723	11 207
724 TEXTILE, LEATHER MACHNRY	768	3 639	1 669	023 BUTTER	244	104	46
725 PAPER ETC MILL MACHINERY	1 220	6 218	2 933	024 CHEESE AND CURD	21 866	11 422	5 280
726 PRINTG, BKBINDG MACHY, PTS	1 676	9 399	4 380	025 EGGS, BIRDS, FRESH, PRSRVD	600	97	47
727 FOOD MACHRY NON-DOMESTIC	911	3 973	1 765	035 FISH SALTED, DRIED, SMOKED	180	80	34
728 OTH MACHY FOR SPCL INDUS	27 604	58 016	26 588	037 FISH ETC PREPD PRSRVD NES	15	102	45
736 MACHINE TOOLS FOR METAL	8 547	21 973	9 969	048 CEREAL ETC PREPARATIONS	8 015	7 011	3 192
737 METALWORKING MACHNRY NES	2 173	4 334	2 002	056 VEGTBLES ETC PRSRVD, PREPD	459	280	127
741 HEATING, COOLING EQUIPMNT	26 691	39 921	18 290	057 FRUIT, NUTS, FRESH, DRIED	103	110	51
742 PUMPS FOR LIQUIDS ETC	8 904	27 357	12 570	058 FRUIT PRESERVED, PREPARED	2 437	945	420
743 PUMPS NES, CENTRIFUGES ETC	17 041	38 311	17 724	061 SUGAR AND HONEY	224 772	10 357	4 780
744 MECHANICAL HANDLING EQU	40 810	60 723	27 747	062 SUGAR PREPS NON-COCOA	838	579	269
745 NONELEC MACHY, TOOLS NES	15 007	37 907	17 352	071 COFFEE AND SUBSTITUTES	329	605	277
749 NONELEC MACH PTS, ACC NES	34 823	87 620	40 227	073 CHOCOLATE AND PRODUCTS	1 880	1 729	793
751 OFFICE MACHINES	811	4 133	1 919	074 TEA AND MATE	70	115	53
752 AUTOMTIC DATA PROC EQUIP	1 215	32 014	14 756	075 SPICES	58	90	37
759 OFFICE & ADP MCH PTS, ACC	95	3 098	1 438	081 FEEDING STUFF FOR ANIMLS	11 223	1 182	525
761 TELEVISION RECEIVERS	677	2 556	1 145	098 EDIBLE PRODCTS, PREPS NES	5 996	5 672	2 540
762 RADIO BROADCAST RECEIVRS	170	2 792	1 274	111 NON-ALCOHL BEVERAGES NES	704	86	36
763 SOUND RECORDRS, PHONOGRPH	93	891	410	122 TOBACCO MFRS	33	127	58
764 TELECOM EQPT, PTS, ACC NES	3 614	45 271	20 937	233 RUBBER, SYNTHETIC, RECLAIMD	2 787	383	180
771 ELECTRIC POWER MACHY NES	43 987	42 539	20 001	273 STONE, SAND AND GRAVEL	7 593	245	118
772 SWITCHGEAR ETC & PTS NES	31 754	96 057	43 787	278 OTHER CRUDE MINERALS	6 068	199	97
773 ELECTR DISTRIBUTING MACH	102 866	56 391	25 569	292 CRUDE VEG MATERIALS NES	43	109	48
774 ELECTRO-MEDCL, XRAY EQUIP	1 681	44 937	20 869	322 COAL, LIGNITE, PEAT	9 220	381	177
775 HOUSEHOLD TYPE EQUIP NES	9 795	20 522	9 533	334 PETROLEUM PRODUCTS, REFIN	6 321	1 669	780
776 TRANSISTORS, VALVES, ETC	75	1 694	802	335 RESIDUAL PETRLM PROD NES	392	96	44
778 ELECTRICAL MACHINERY NES	38 593	51 976	23 984	423 FIXED VEG OILS, SOFT	5 724	647	305
781 PASS MOTOR VEH EXC BUSES	55 670	213 352	96 475	424 FIXED VEG OIL NONSOFT	2 152	526	238
782 LORRIES, SPCL MTR VEH NES	34 271	54 408	24 182	511 HYDROCARBONS NES, DERIVS	10 098	2 044	937
783 ROAD MOTOR VEHICLES NES	17 336	28 330	12 895	512 ALCOHOLS, PHENOLS, ETC	1 437	543	246
784 MOTOR VEHCL PTS, ACC NES	67 058	139 174	63 885	513 ORGANIC ACIDS, ETC	8 132	1 626	766
785 MOTOR & OTHER CYCLES ETC	70	280	129	514 NITROGEN-FUNCTN COMPOUNDS	1 428	609	299
786 VEH NES NONMOTR, TRAILERS	15 057	8 170	3 746	515 ORG-INORG COMPOUNDS ETC	252	359	162
791 RAILWAY VEHICLES	6 490	5 299	2 365	516 OTHER ORGANIC CHEMICALS	835	548	243
792 AIRCRAFT	63	8 073	3 808	522 INORG ELEMNTS, OXIDES, ETC	5 700	1 144	519
801 INDUSTRIAL PLANT, CHAP 90	853	14 303	6 253	523 OTHR INORGANIC CHEMICALS	20 447	2 018	931
802 INDUSTRIAL PLANT, CHAP 94	200	1 329	589	524 RADIOACTIVE ETC MATERIAL		441	202
812 PLUMB, HEATING, LGHTNG EQU	13 557	28 019	12 942	531 SYNT DYE, NAT INDGO, LAKES	169	337	152
821 FURNITURE	98 621	65 524	29 963	533 PIGMENTS, PAINTS, ETC	11 223	3 810	1 772
831 TRAVEL GOODS, HANDBAGS	256	2 573	1 189	541 MEDICINAL ETC PRODUCTS	1 845	16 046	7 480
842 MENS OUTERWEAR NOT KNIT	514	5 477	2 472	551 ESSENTL OIL, PERFUME, ETC	53	160	72
843 WOMENS OUTERWEAR NONKNIT	468	5 964	2 729	553 PERFUMERY, COSMETICS, ETC	8 319	9 306	4 289
844 UNDERWEAR NOT KNIT	51	670	306	554 SOAPS, CLEANING ETC PREPS	9 593	3 355	1 565
845 OUTERWEAR KNIT NONELASTC	268	2 885	1 327	562 FERTILIZERS MANUFACTURED	3 541	248	111
846 UNDERWEAR KNITTED	204	2 596	1 170	582 PROD OF CONDENSATION ETC	11 788	4 994	2 279
847 TXTL CLTHNG ACCESSRY NES	106	670	298	583 PROD OF POLYMERIZING ETC	24 700	8 177	3 703
848 HEADGEAR, NONTXLT CLOTHNG	431	1 303	594	584 CELLULOSE DERIVATIVES ETC	374	328	152
851 FOOTWEAR	643	3 191	1 426	585 PLASTIC MATERIALS NES	15	109	49
871 OPTICAL INSTRUMENTS	87	2 923	1 356	591 PESTICIDES, DISINFECTANTS	997	749	339



## 7 IMPORTS AND EXPORTS (SPECIAL TRADE) BY COUNTRIES OF PRODUCTION AND CONSUMPTION AND BY GROUPS OF THE SITC-REV. II 1986

GROUP DESCRIPTION	DT * 100 KG	1 000 DM	1 000 \$	GROUP DESCRIPTION	DT * 100 KG	1 000 DM	1 000 \$
592 STARCH, INULIN, GLUTEN, ETC	2 032	1 943	890	674 MEASURING, CONTROLLING INSTR	632	15 202	6 962
598 MISC CHEMICAL PRODS NES	31 159	10 855	5 068	881 PHOTO APPAR & EQUIPT NES	122	1 430	663
605 INDUSTRIAL PLANT, CHAP 73	1 021	1 873	882	882 PHOTO, CINEMA SUPPLIES	2 843	3 974	1 816
611 LEATHER	18	139	68	884 OPTICAL GOODS NES	11	1 987	910
621 MATERIALS OF RUBBER	1 231	1 282	591	885 WATCHES AND CLOCKS	162	2 593	1 209
625 RUBBER TYRES, TUBES	3 227	1 840	860	892 PRINTED MATTER	2 416	4 269	1 960
628 RUBBER ARTICLES NES	857	1 755	815	893 ARTICLES OF PLASTIC NES	7 896	10 964	5 018
634 VENEERS, PLYWOOD, ETC	2 339	3 106	1 426	894 TOYS, SPORTING GOODS, ETC	1 483	1 763	814
635 WOOD MANUFACTURES NES	3 156	1 547	718	895 OFFICE SUPPLIES NES	898	2 578	1 182
641 PAPER AND PAPERBOARD	17 852	4 180	1 923	896 WORKS OF ART ETC	20	150	63
642 ARTICLES OF PAPER ETC	41 646	22 062	10 253	897 GOLD, SILVER WARE, JEWELRY	4	1 067	490
651 TEXTILE YARN AND THREAD	63	276	130	898 MUSICAL INSTRUMENTS, PTS	311	1 785	822
652 COTTON FABRICS, WOVEN	562	2 164	976	899 OTHER MANUFACTURED GOODS	381	1 360	628
653 WOVN MAN-MADE FIB FABRIC	1 206	4 748	2 231	951 WAR FIREARMS, AMMUNITION	12	113	56
654 OTH WOVEN TEXTILE FABRIC	100	786	369	971 GOLD, NON MONETARY NES	12	29 017	13 203
655 KNIT ETC FABRICS	150	1 222	558				
656 LACE, RIBBONS, TULLE, ETC	26	129	61	BAHRAIN			
657 SPECIAL TEXTILE ETC PROD	798	1 342	608				
658 TEXTILE ARTICLES NES	693	2 552	1 202	IMPORTS	836 116	69 181	31 341
659 FLOOR COVERINGS ETC	528	721	338				
661 CEMENT ETC BUILDING PROD	35 023	1 201	547	281 IRON ORE, CONCENTRATES	613 633	3 928	1 725
662 CLAY, REFRACTORY BLDG PRD	32 332	4 622	2 101	288 NONFERR METAL SCRAP NES	2 976	435	193
663 OTH NONMETAL MINERAL MFS	25 652	2 767	1 249	512 ALCOHOLS, PHENOLS, ETC	45 156	899	431
664 GLASS	5 635	2 449	1 106	513 ORGANIC ACIDS, ETC	1 361	126	63
665 GLASSWARE	5 294	1 569	701	684 ALUMINIUM	171 859	48 054	21 752
666 POTTERY	351	1 016	465	714 ENGINES & MOTORS NES	21	1 061	471
671 PIG IRON ETC	650	100	44	759 OFFICE & ADP MCH PTS, ACC		97	49
673 IRON AND STEEL SHAPES	1 187	355	161	764 TELECOM EQPT, PTS, ACC NES	6	283	129
674 IRN, STL UNIV, PLATE, SHEET	8 315	1 475	717	781 PASS MOTOR VEH EXC BUSES	14	80	36
675 IRON, STEEL HOOP, STRIP	336	81	36	848 HEADGEAR, NONXTL CLOTHNG	14	204	101
677 IRN, STL WIRE EXCL W ROD	1 655	402	180	874 MEASURING, CONTROLLING INSTR		149	70
678 IRON, STL TUBES, PIPES, ETC	357 716	52 679	24 818	971 GOLD, NON MONETARY NES	1	1 349	662
681 SILVER, PLATINUM, ETC	31	544	244				
682 COPPER EXC CEMENT COPPER	26 271	10 127	4 533	EXPORTS	458 348	281 410	131 658
684 ALUMINIUM	4 972	4 808	2 230				
685 LEAD	1 117	250	112	011 MEAT FRESH, CHILDL, FROZEN	1 946	937	415
686 ZINC	852	212	93	014 MEAT PREPD, PRSVD, NES ETC	177	162	77
691 STRUCTURES AND PARTS NES	16 853	14 361	6 504	022 MILK AND CREAM	9 746	1 775	825
692 METAL TANKS, BOXES, ETC	820	747	344	024 CHEESE AND CURD	4 753	3 055	1 397
693 WIRE PRODUCTS NON ELECTR	893	520	231	048 CEREAL ETC PREPARATIONS	1 985	1 697	790
694 STL, COPPR NAILS, NUTS, ETC	1 452	1 336	609	056 VEGTBLES ETC PRSVD, PREPD	170	116	53
695 TOOLS	1 236	3 957	1 799	058 FRUIT PRESERVED, PREPARED	165	93	41
696 CUTLERY	527	3 235	1 505	061 SUGAR AND HONEY	1 304	128	58
697 BASE MTL HOUSEHOLD EQUIP	1 339	2 958	1 360	071 COFFEE AND SUBSTITUTES	144	255	118
699 OTHER METAL MANUFACTURES	8 247	7 817	3 593	073 CHOCOLATE AND PRODUCTS	304	330	148
700 INDUSTRIAL PLANT, CHAP 84	1 078	5 559	2 480	098 EDIBLE PRODCTS, PREPS NES	952	653	304
703 INDUSTRIAL PLANT, CHAP 85	5 722	20 979	9 853	111 NON-ALCOHL BEVERAGES NES	679	97	44
711 STEAM BOILERS & AUX PLNT	862	1 908	900	112 ALCOHOLIC BEVERAGES	3 281	662	307
712 STEAM ENGINES, TURBINES	25	1 408	626	278 OTHER CRUDE MINERALS	5 209	82	39
713 INTRNL COMBUS PISTN ENGN	626	3 765	1 748	322 COAL, LIGNITE, PEAT	16 990	355	169
714 ENGINES & MOTORS NES	56	9 796	4 536	334 PETROLEUM PRODUCTS, REFIN	1 541	306	142
716 ROTATING ELECTRIC PLANT	438	3 556	1 589	335 RESIDUAL PETRLM PROD NES	232 074	12 747	5 932
718 OTH POWER GENERATG MACHY	28	202	97	424 FIXED VEG OIL NONSOFT	256	106	48
721 AGRIC MACHY, EXC TRACTORS	215	622	279	511 HYDROCARBONS NES, DERIVS	2 083	557	258
722 TRACTORS NON-ROAD	44	72	36	513 ORGANIC ACIDS, ETC	224	165	75
723 CIVIL ENGINEERG EQUIP ETC	3 063	5 320	2 503	514 NITROGEN-FUNCTN COMPOUNDS	420	153	66
724 TEXTILE, LEATHER MACHNRY	375	957	430	522 INORG ELEMNTS, OXIDES, ETC	878	131	60
725 PAPER ETC MILL MACHINERY	168	936	414	523 OTHR INORGANIC CHEMICALS	26 542	2 560	1 178
726 PRINTG, BKBINDG MACHY, PTS	285	2 415	1 140	533 PIGMENTS, PAINTS, ETC	1 247	1 089	512
727 FOOD MACHRY NON-DOMESTIC	469	2 688	1 181	541 MEDICINAL ETC PRODUCTS	556	2 899	1 324
728 OTH MACHY FOR SPCL INDUS	10 303	31 179	13 767	553 PERFUMERY, COSMETICS, ETC	1 594	2 069	955
736 MACHINE TOOLS FOR METAL	783	3 939	1 902	554 SOAPS, CLEANING ETC PREPS	1 523	654	303
737 METALWORKING MACHNRY NES	39	283	126	582 PROD OF CONDENSATION ETC	2 494	1 216	541
741 HEATING, COOLING EQUIPMNT	6 061	11 656	5 322	583 PROD OF POLYMERIZING ETC	3 332	1 676	771
742 PUMPS FOR LIQUIDS ETC	1 059	6 619	3 066	591 PESTICIDES, DISINFECTANTS	150	206	94
743 PUMPS NES, CENTRIFUGES ETC	2 031	10 472	4 705	592 STARCH, INULIN, GLUTEN, ETC	1 543	477	213
744 MECHANICAL HANDLING EQU	9 465	15 733	7 087	598 MISC CHEMICAL PRODS NES	12 722	4 021	1 884
745 NONELEC MACHY, TOOLS NES	3 683	14 042	6 572	621 MATERIALS OF RUBBER	103	135	63
749 NONELEC MACH PTS, ACC NES	5 842	17 626	8 177	625 RUBBER TYRES, TUBES	1 078	822	394
751 OFFICE MACHINES	624	3 128	1 430	628 RUBBER ARTICLES NES	120	282	131
752 AUTOMATIC DATA PROC EQUIP	195	3 654	1 668	634 VENEERS, PLYWOOD, ETC	2 049	573	256
759 OFFICE & ADP MCH PTS, ACC	60	1 449	654	635 WOOD MANUFACTURES NES	931	551	243
761 TELEVISION RECEIVERS	357	971	454	641 PAPER AND PAPERBOARD	2 563	910	423
762 RADIO BROADCAST RECEIVRS	21	559	249	642 ARTICLES OF PAPER ETC	11 187	5 773	2 621
763 SOUND RECORDRS, PHONOGRAPH	14	1 136	516	651 TEXTILE YARN AND THREAD	13	287	132
764 TELECOM EQPT, PTS, ACC NES	1 332	24 220	10 818	652 COTTON FABRICS, WOVEN	66	310	140
771 ELECTRIC POWER MACHY NES	24 405	32 418	15 530	653 WOVN MAN-MADE FIB FABRIC	170	645	299
772 SWITCHGEAR ETC & PTS NES	17 788	60 673	27 378	655 KNIT ETC FABRICS	45	158	72
773 ELECTR DISTRIBUTING MACH	13 741	16 043	7 263	656 LACE, RIBBONS, TULLE, ETC	9	81	34
774 ELECTRO-MEDCL, XRAY EQUIP	351	5 523	2 639	657 SPECIAL TEXTILE ETC PROD	382	795	363
775 HOUSEHOLD TYPE EQUIP NES	4 317	9 058	4 195	658 TEXTILE ARTICLES NES	206	575	270
776 TRANSISTORS, VALVES, ETC	3	205	90	659 FLOOR COVERINGS ETC	209	463	195
778 ELECTRICAL MACHINERY NES	7 000	12 145	5 515	661 CEMENT ETC BUILDING PROD	1 486	91	42
781 PASS MOTOR VEH EXC BUSES	40 118	136 681	62 829	662 CLAY, REFRACTORY BLDG PRD	6 026	1 076	501
782 LORRIES, SPCL MTR VEH NES	8 510	12 814	5 654	663 OTH NONMETAL MINERAL MFS	3 841	703	316
783 ROAD MOTOR VEHICLES NES	5 594	12 384	5 399	664 GLASS	9 872	1 769	821
784 MOTOR VEHCL PTS, ACC NES	13 831	40 514	18 873	665 GLASSWARE	18 776	2 422	1 079
785 MOTOR & OTHER CYCLES ETC	41	182	80	666 POTTERY	51	105	50
786 VEH NES NONMOTR, TRAILERS	7 551	4 663	2 143	667 PEARL, PREC., SEMI-P STONE		69	31
792 AIRCRAFT	69	6 392	3 059	671 PIG IRON ETC	4 992	207	98
801 INDUSTRIAL PLANT, CHAP 90	205	1 384	654	673 IRON AND STEEL SHAPES	1 306	93	44
812 PLUMB, HEATING, LGHTNG EQU	7 177	13 017	5 901	675 IRON, STEEL HOOP, STRIP	1 412	362	169
821 FURNITURE	27 486	28 149	12 781	678 IRON, STL TUBES, PIPES, ETC	822	323	147
831 TRAVEL GOODS, HANDBAGS	107	748	350	682 COPPER EXC CEMENT COPPER	174	259	123
842 MENS OUTERWEAR NOT KNIT	437	5 387	2 495	684 ALUMINIUM	200	221	100
843 WOMENS OUTERWEAR NONKNIT	553	8 559	3 941	691 STRUCTURES AND PARTS NES	4 974	5 175	2 404
844 UNDERWEAR NOT KNIT	120	1 542	702	692 METAL TANKS, BOXES, ETC	196	198	87
845 UNDERWEAR KNIT NONELASTC	150	2 244	1 052	694 STL, COPPR NAILS, NUTS, ETC	958	1 006	460
846 UNDERWEAR KNITTED	144	1 968	924	695 TOOLS	510	1 338	601
847 TXTL CLTHNG ACCESSRYS NES	33	491	203	696 CUTLERY	152	1 120	518
848 HEADGEAR, NONXTL CLOTHNG	103	637	290	697 BASE MTL HOUSEHOLD EQUIP	148	494	233
851 FOOTWEAR	330	2 076	968	699 OTHER METAL MANUFACTURES	1 527	2 430	1 130
871 OPTICAL INSTRUMENTS	61	1 825	864	712 STEAM ENGINES, TURBINES		64	30
872 MEDICAL INSTRUMENTS NES	216	3 230	1 483	713 INTRNL COMBUS PISTN ENGN	45	544	243
873 METERS & COUNTERS NES	17	236	112	714 ENGINES & MOTORS NES	76	3 973	1 921



## 7 IMPORTS AND EXPORTS (SPECIAL TRADE) BY COUNTRIES OF PRODUCTION AND CONSUMPTION AND BY GROUPS OF THE SITC-REV. II 1986

GROUP DESCRIPTION	DT = 100 KG	1 000 DM	1 000 \$	GROUP DESCRIPTION	DT = 100 KG	1 000 DM	1 000 \$
716 ROTATING ELECTRIC PLANT	83	388	175	625 RUBBER TYRES,TUBES	918	713	327
721 AGRIC MACHY,EXC TRACTORS	788	435	190	628 RUBBER ARTICLES NES	72	216	99
722 TRACTORS NON-ROAD	100	164	82	635 WOOD MANUFACTURES NES	148	90	39
723 CIVIL ENGINEERG EQUIP ETC	204	763	354	641 PAPER AND PAPERBOARD	2 201	705	326
724 TEXTILE,LEATHERP MACHNRY	33	155	68	642 ARTICLES OF PAPER ETC	11 489	6 407	2 941
725 PAPER ETC MILL MACHINERY	79	388	185	651 TEXTILE YARN AND THREAD	53	175	82
726 PRINTG,BKBDNG MACHY,PTS	49	385	184	652 COTTON FABRICS,WOVEN	35	182	80
727 FOOD MACHRY NON-DOMESTIC	59	310	145	653 WOVN MAN-MADE FIB FABRIC	133	698	314
728 OTH MACHY FOR SPCL INDUS	854	2 218	1 006	655 KNIT ETC FABRICS	22	79	39
736 MACHINE TOOLS FOR METAL	116	543	254	656 LACE,RIBBONS,TULLE,ETC	5	90	40
741 HEATING,COOLING EQUIPMNT	316	1 023	462	657 SPECIAL TEXTILE ETC PROD	50	135	61
742 PUMPS FOR LIQUIDS ETC	730	1 687	772	658 TEXTILE ARTICLES NES	45	237	105
743 PUMPS NES,CENTRIFUGES ETC	137	861	396	659 FLOOR COVERINGS ETC	137	425	192
744 MECHANICAL HANDLING EQU	529	1 090	503	662 CLAY,REFRACTORY BLDG PRD	12 036	1 472	657
745 NONELEC MACHY,TOOLS NES	670	2 511	1 192	663 OTH NONMETAL MINERAL MFS	1 501	544	248
749 NONELEC MACH PTS,ACC NES	964	2 465	1 125	664 GLASS	2 799	323	147
751 OFFICE MACHINES	133	397	181	665 GLASSWARE	182	144	69
752 AUTOMTIC DATA PROC EQUIP	126	2 285	1 056	666 POTTERY	39	87	40
759 OFFICE & ADP MCH PTS,ACC	4	161	71	671 PIG IRON ETC	300	647	285
761 TELEVISION RECEIVERS	110	281	125	674 IRN,STL UNIV,PLATE,SHEET	68	67	34
762 RADIO BROADCAST RECEIVRS	6	76	35	678 IRON,STL TUBES,PIPES,ETC	13 498	2 483	1 051
764 TELECOM EQPT,PTS,ACC NES	119	6 005	2 815	682 COPPER EXC CEMENT COPPER	243	244	118
771 ELECTRIC POWER MACHY NES	1 221	1 098	503	684 ALUMINIUM	107	179	82
772 SWITCHGEAR ETC & PTS NES	336	1 995	931	691 STRUCTURES AND PARTS NES	4 365	4 461	2 151
773 ELECTR DISTRIBUTING MACH	30	128	63	693 WIRE PRODUCTS NON ELECTR	635	174	84
774 ELECTRO-MEDCL,XRAY EQUIP	15	739	335	694 STL,COPPR NAILS,NUTS,ETC	123	130	56
775 HOUSEHOLD TYPE EQUIP NES	888	1 684	758	695 TOOLS	471	1 045	476
778 ELECTRICAL MACHINERY NES	4 767	2 799	1 290	696 CUTLERY	78	485	223
781 PASS MOTOR VEH EXC BUSES	6 921	25 843	11 565	697 BASE MTL HOUSEHOLD EQUIP	234	589	262
782 LORRIES,SPCL MTR VEH NES	778	1 448	702	699 OTHER METAL MANUFACTURES	1 012	1 402	642
783 ROAD MOTOR VEHICLES NES	380	873	379	712 STEAM ENGINES,TURBINES	4	107	53
784 MOTOR VEHCL PTS,ACC NES	1 436	5 274	2 432	713 INTRNL COMBUS PISTN ENGN	135	1 048	489
786 VEH NES NONMOTR,TRAILERS	216	201	87	714 ENGINES & MOTORS NES	164	5 931	2 775
792 AIRCRAFT	4	495	237	716 ROTATING ELECTRIC PLANT	178	895	404
812 PLUMBGB,HEATNG,LGHTNG EQU	871	2 123	964	721 AGRIC MACHY,EXC TRACTORS	2 587	762	338
821 FURNITURE	11 029	7 962	3 599	723 CIVIL ENGINEERG EQUIP ETC	630	2 193	1 013
831 TRAVEL GOODS,HANDBAGS	25	335	156	724 TEXTILE,LEATHER MACHNRY	6	70	32
842 MENS OUTERWEAR NOT KNIT	7	267	120	726 PRINTG,BKBDNG MACHY,PTS	487	2 684	1 137
843 WOMENS OUTERWEAR NONKNIT	10	728	328	728 OTH MACHY FOR SPCL INDUS	583	1 860	850
845 OUTERWEAR KNIT NONELASTC	9	281	127	736 MACHINE TOOLS FOR METAL	80	119	51
846 UNDERWEAR KNITTED	6	153	70	737 METALWORKING MACHNRY NES	203	122	57
847 TXTL CLTHNG ACCESRY NES	3	101	49	741 HEATING,COOLING EQUIPMNT	124	425	195
848 HEADGEAR,NONTXTL CLOTHNG	33	107	45	742 PUMPS FOR LIQUIDS ETC	143	998	458
851 FOOTWEAR	18	184	81	743 PUMPS NES,CENTRIFUGES ETC	207	2 242	1 077
871 OPTICAL INSTRUMENTS	4	166	72	744 MECHANICAL HANDLING EQU	611	892	414
872 MEDICAL INSTRUMENTS NES	33	790	373	745 NONELEC MACHY,TOOLS NES	107	606	282
874 MEASURNG,CONTROLNG INSTR	209	2 659	1 241	749 NONELEC MACH PTS,ACC NES	896	2 325	1 059
881 PHOTO APPAR & EQUIPT NES	46	439	211	751 OFFICE MACHINES	80	452	200
882 PHOTO,CINEMA SUPPLIES	486	992	452	752 AUTOMTIC DATA PROC EQUIP	33	668	309
884 OPTICAL GOODS NES	2	380	175	759 OFFICE & ADP MCH PTS,ACC	12	163	72
885 WATCHES AND CLOCKS	30	2 868	1 359	761 TELEVISION RECEIVERS	54	237	108
892 PRINTED MATTER	433	710	322	762 RADIO BROADCAST RECEIVRS	9	179	80
893 ARTICLES OF PLASTIC NES	1 570	1 982	923	763 SOUND RECORDRS,PHONOGRPH	5	76	33
894 TOYS,SPORTING GOODS,ETC	288	522	238	764 TELECOM EQPT,PTS,ACC NES	123	2 866	1 364
895 OFFICE SUPPLIES NES	155	828	375	771 ELECTRIC POWER MACHY NES	8 043	5 496	2 548
896 WORKS OF ART ETC	2	74	37	772 SWITCHGEAR ETC & PTS NES	406	1 317	605
897 GOLD,SILVER WARE,JEWELRY	4	2 510	1 162	773 ELECTR DISTRIBUTING MACH	238	640	299
898 MUSICAL INSTRUMENTS,PTS	39	313	141	774 ELECTRO-MEDCL,XRAY EQUIP	25	1 104	517
899 OTHER MANUFACTURED GOODS	389	586	270	775 HOUSEHOLD TYPE EQUIP NES	374	1 013	468
951 WAR FIREARMS,AMMUNITION	18	753	360	776 TRANSISTORS,VALVES,ETC		113	51
971 GOLD,NON MONETARY NES	1	3 339	1 370	778 ELECTRICAL MACHINERY NES	1 958	3 412	1 596
				781 PASS MOTOR VEH EXC BUSES	16 113	65 702	29 640
QATAR				782 LORRIES,SPCL MTR VEH NES	3 131	4 057	1 780
IMPORTS	344	4 486	2 002	783 ROAD MOTOR VEHICLES NES	215	835	384
				784 MOTOR VEHCL PTS,ACC NES	2 625	9 125	4 235
712 STEAM ENGINES,TURBINES	13	670	296	786 VEH NES NONMOTR,TRAILERS	204	260	123
714 ENGINES & MOTORS NES	28	767	314	812 PLUMBGB,HEATNG,LGHTNG EQU	429	1 365	598
743 PUMPS NES,CENTRIFUGES ETC	59	901	399	821 FURNITURE	2 696	1 760	797
749 NONELEC MACH PTS,ACC NES	12	132	59	831 TRAVEL GOODS,HANDBAGS	12	187	90
781 PASS MOTOR VEH EXC BUSES	139	323	154	842 MENS OUTERWEAR NOT KNIT	12	199	91
874 MEASURNG CONTROLNG INSTR		73	33	843 WOMENS OUTERWEAR NONKNIT	12	549	243
EXPORTS	155 904	189 827	86 635	845 OUTERWEAR KNIT NONELASTC	51	713	326
				846 UNDERWEAR KNITTED	44	561	256
001 LIVE ANIMALS	2 701	1 112	544	847 TXTL CLTHNG ACCESRY NES	2	90	42
011 MEAT FRESH,CHILDD,FROZEN	215	115	54	851 FOOTWEAR	110	882	406
022 MILK AND CREAM	2 332	401	178	871 OPTICAL INSTRUMENTS	46	660	306
024 CHEESE AND CURD	5 870	3 199	1 491	872 MEDICAL INSTRUMENTS NES	19	365	166
048 CEREAL ETC PREPARATIONS	1 343	1 025	472	873 METERS & COUNTERS NES	6	75	32
061 SUGAR AND HONEY	432	183	84	874 MEASURNG,CONTROLNG INSTR	217	4 050	1 899
062 SUGAR PREPS NON-COCOA	185	136	64	881 PHOTO APPAR & EQUIPT NES	9	158	79
071 COFFEE AND SUBSTITUTES	67	107	47	882 PHOTO,CINEMA SUPPLIES	345	574	262
073 CHOCOLATE AND PRODUCTS	218	236	108	884 OPTICAL GOODS NES	3	449	205
098 EDIBLE PRODUCTS,PREPS NES	318	273	125	885 WATCHES AND CLOCKS	24	2 222	1 017
111 NON-ALCOHL BEVERAGES NES	434	101	47	892 PRINTED MATTER	467	910	425
233 RUBBER,SYNTHTIC,RECLAIMD	898	316	145	893 ARTICLES OF PLASTIC NES	1 163	1 283	586
278 OTHER CRUDE MINERALS	7 622	108	48	894 TOYS,SPORTING GOODS,ETC	267	435	199
511 HYDROCARBONS NES,DERIVS	1 310	267	121	895 OFFICE SUPPLIES NES	195	793	353
512 ALCOHOLS,PHENOLS,ETC	451	83	37	897 GOLD,SILVER WARE,JEWELRY	6	1 021	463
513 ORGANIC ACIDS,ETC	498	744	337	898 MUSICAL INSTRUMENTS,PTS	15	197	89
514 NITROGEN-FUNCTN COMPOUNDS	1 355	596	271	899 OTHER MANUFACTURED GOODS	151	572	255
516 OTHER ORGANIC CHEMICALS	9 248	1 711	799	951 WAR FIREARMS,AMMUNITION	16	80	41
522 INORG ELEMNTS,OXIDES,ETC	333	72	33				
523 OTHR INORGANIC CHEMICALS	1 430	109	50	ARAB EMIRAT			
533 PIGMENTS,PAINTS,ETC	1 911	1 185	551	IMPORTS	1 790 298	97 645	45 341
541 MEDICINAL ETC PRODUCTS	561	2 442	1 113				
553 PERFUMERY,COSMETICS,ETC	1 140	1 416	650	037 FISH ETC PREPD PRSVD NES	4	994	48
554 SOAPS,CLEANING ETC PREPS	933	429	192	288 NONFERR METAL SCRAP NES	8 502	1 995	892
582 PROD OF CONDENSATION ETC	3 649	1 418	636	289 PREC METAL ORE,WASTE NES	0	0	0
583 PROD OF POLYMERIZING ETC	1 996	1 315	599	291 CRUDE ANIMAL MTRIALS NES	120	600	285
591 PESTICIDES,DISINFECTANTS	244	322	149	333 CRUDE PETROLEUM	812 520	15 468	7 267
592 STARCH,INULIN,GLUTEN,ETC	1 124	482	227	334 PETROLEUM PRODUCTS,REFIN	957 863	43 888	20 311
598 MISC CHEMICAL PRODS NES	1 807	1 127	496	625 RUBBER TYRES,TUBES	505	67	31
621 MATERIALS OF RUBBER	134	107	49	659 FLOOR COVERINGS ETC	18	424	186
				667 PEARL,PREC-SEMI-P STONE		108	50



## 7 IMPORTS AND EXPORTS (SPECIAL TRADE) BY COUNTRIES OF PRODUCTION AND CONSUMPTION AND BY GROUPS OF THE SITC-REV. II 1986

GROUP DESCRIPTION	DT * 100 KG	1 000 DM	1 000 \$	GROUP DESCRIPTION	DT * 100 KG	1 000 DM	1 000 \$
681 SILVER, PLATINUM, ETC	6	278	128	681 SILVER, PLATINUM, ETC	25	1 015	453
684 ALUMINIUM	921	304	136	682 COPPER EXC CEMENT COPPER	1 508	1 609	754
714 ENGINES & MOTORS NES	28	569	280	684 ALUMINIUM	1 951	2 483	1 127
716 ROTATING ELECTRIC PLANT	218	114	51	685 LEAD	512	115	54
736 MACHINE TOOLS FOR METAL	327	302	129	691 STRUCTURES AND PARTS NES	44 299	22 014	10 183
752 AUTOMATIC DATA PROC EQUIP	1	116	55	692 METAL TANKS, BOXES, ETC	5 114	3 272	1 464
759 OFFICE & ADP MCH PTS, ACC	2	135	60	693 WIRE PRODUCTS NON ELECTR	1 545	673	311
764 TELECOM EQPT, PTS, ACC NES	1	306	140	694 STL, COPPR NAILS, NUTS, ETC	1 069	1 659	761
774 ELECTRO-MEDCL, XRAY EQUIP	2	177	86	695 TOOLS	3 037	8 551	3 908
781 PASS MOTOR VEH EXC BUSES	265	322	151	696 CUTLERY	1 177	5 685	2 597
792 AIRCRAFT	39	1 861	894	697 BASE MTL HOUSEHOLD EQUIP	4 069	5 196	2 378
874 MEASURING, CONTROLING INSTR	1	226	107	699 OTHER METAL MANUFACTURES	12 168	8 621	4 007
884 OPTICAL GOODS NES	1	130	56	700 INDUSTRIAL PLANT, CHAP 84	6 193	9 048	3 810
885 WATCHES AND CLOCKS		128	62	703 INDUSTRIAL PLANT, CHAP 85	18 441	39 143	18 867
897 GOLD, SILVER WARE, JEWELRY		72	36	711 STEAM BOILERS & AUX PLNT	4 090	5 017	2 252
971 GOLD, NON MONETARY NES	•	•	•	712 STEAM ENGINES, TURBINES	37	1 539	732
EXPORTS	1 763 454	1 058 154	487 627	713 INTRNL COMBUS PISTN ENGN	1 758	15 804	7 282
001 LIVE ANIMALS	2 164	1 368	660	714 ENGINES & MOTORS NES	240	6 277	3 014
011 MEAT FRESH, CHILLD, FROZEN	3 178	1 680	755	716 ROTATING ELECTRIC PLANT	2 477	8 165	3 717
014 MEAT PREPD, PRSVD, NES ETC	205	220	100	718 OTH POWER GENERATG MACHY	222	1 300	611
022 MILK AND CREAM	12 364	1 550	697	721 AGRIC MACHY, EXC TRACTORS	1 789	1 619	698
023 BUTTER	729	215	104	722 TRACTORS NON-ROAD	79	126	57
024 CHEESE AND CURD	9 625	5 395	2 445	723 CIVIL ENGINEERG EQUIP ETC	5 309	10 286	4 708
025 EGGS, BIRDS, FRESH, PRSVD	853	519	254	724 TEXTILE, LEATHER MACHNRY	682	1 113	530
048 CEREAL ETC PREPARATIONS	7 274	6 685	3 110	725 PAPER ETC MILL MACHINERY	1 68	845	362
056 VEGTBLES ETC PRSVD, PREPD	170	110	52	726 PRINTG, BKBINDG MACHY, PTS	1 225	6 053	2 801
058 FRUIT PRESERVED, PREPARED	709	335	157	727 FOOD MACHRY NON-DOMESTIC	707	4 222	2 004
061 SUGAR AND HONEY	382 285	16 620	7 910	728 OTH MACHY FOR SPCL INDUS	9 140	20 532	9 394
062 SUGAR PREPS NON-COCOCA	1 364	838	383	736 MACHINE TOOLS FOR METAL	953	3 041	1 374
071 COFFEE AND SUBSTITUTES	301	531	260	737 METALWORKING MACHNRY NES	419	846	246
073 CHOCOLATE AND PRODUCTS	1 501	1 010	465	741 HEATING, COOLING EQUIPMNT	6 330	11 063	5 078
081 FEEDING STUFF FOR ANMLs	3 832	646	300	742 PUMPS FOR LIQUIDS ETC	5 701	18 132	8 589
091 MARGARINE AND SHORTENING	266	84	37	743 PUMPS NES, CENTRIFUGES ETC	23 643	46 270	22 219
098 EDIBLE PRODCTS, PREPS NES	6 579	7 796	3 591	744 MECHANICAL HANDLING EQU	10 184	14 832	6 784
111 NON-ALCOHL BEVERAGES NES	21 257	2 222	970	745 NONELEC MACHY, TOOLS NES	4 027	11 913	5 481
112 ALCOHOLIC BEVERAGES	8 263	1 559	718	749 NONELEC MACH PTS, ACC NES	8 198	23 740	11 000
233 RUBBER, SYNTHETIC, RECLAIMD	1 344	232	106	751 OFFICE MACHINES	256	1 307	594
248 WOOD SHAPED	2 945	431	204	752 AUTOMATIC DATA PROC EQUIP	170	4 316	2 006
273 STONE, SAND AND GRAVEL	29 200	381	186	759 OFFICE & ADP MCH PTS, ACC	32	819	380
278 OTHER CRUDE MINERALS	25 268	577	263	761 TELEVISION RECEIVERS	1 000	2 926	1 353
288 NONFERR METAL SCRAP NES	4 876	885	392	762 RADIO BROADCAST RECEIVRS	122	1 379	654
291 CRUDE ANIMAL MTRIALS NES		77	38	763 SOUND RECORDRS, PHONOGRPH	126	959	435
292 CRUDE VEG MATERIALS NES	74	115	54	764 TELECOM EQPT, PTS, ACC NES	693	15 391	7 026
322 COAL, LIGNITE, PEAT	3 146	70	34	771 ELECTRIC POWER MACHY NES	2 916	4 221	2 036
334 PETROLEUM PRODUCTS, REFIN	3 727	997	460	772 SWITCHGEAR ETC & PTS NES	9 909	39 006	17 946
335 RESIDUAL PETRLM PROD NES	2 223	313	147	773 ELECTR DISTRIBUTING MACH	7 130	5 243	2 451
423 FIXED VEG OILS, SOFT	7 000	501	247	774 ELECTRO-MEDCL, XRAY EQUIP	344	6 308	3 028
424 FIXED VEG OIL NONSOFT	4 635	639	317	775 HOUSEHOLD TYPE EQUIP NES	4 797	9 718	4 408
431 PROCESD ANML VEG OIL, ETC	1 598	411	191	776 TRANSISTORS, VALVES, ETC	3	326	148
511 HYDROCARBONS NES, DERIVS	8 642	1 348	605	778 ELECTRICAL MACHINERY NES	9 291	15 116	6 981
512 ALCOHOLS, PHENOLS, ETC	496	162	75	781 PASS MOTOR VEH EXC BUSES	34 558	132 238	59 893
513 ORGANIC ACIDS, ETC	1 226	417	200	782 LORRIES, SPCL MTR VEH NES	32 390	56 497	26 538
514 NITROGEN-FUNCTN COMPOUNDS	1 605	704	321	783 ROAD MOTOR VEHICLES NES	4 915	10 326	4 311
515 ORG-INORG COMPOUNDS ETC	39	96	43	784 MOTOR VEHCL PTS, ACC NES	17 483	47 800	21 962
516 OTHER ORGANIC CHEMICALS	926	641	292	785 MOTOR & OTHER CYCLES ETC	59	114	53
522 INORG ELEMNTS, OXIDES, ETC	13 069	2 858	1 310	786 VEH NES NONMOTR, TRAILERS	6 079	6 396	2 795
523 OTHR INORGANIC CHEMICALS	48 781	2 963	1 375	791 RAILWAY VEHICLES	29	76	35
531 SVNT DYE, NAT INDGO, LAKES	159	344	161	792 AIRCRAFT	38	2 351	1 032
533 PIGMENTS, PAINTS, ETC	10 136	4 549	2 079	793 SHIPS AND BOATS	36	116	54
541 MEDICINAL ETC PRODUCTS	4 678	15 419	7 109	801 INDUSTRIAL PLANT, CHAP 90	5	248	109
551 ESSENTIAL OIL, PERFUME, ETC	83	298	136	812 PLUMB, HEATING, LGHTNG EQU	6 613	13 470	6 202
553 PERFUMERY, COSMETICS, ETC	9 397	10 151	4 646	821 FURNITURE	20 277	12 995	5 984
554 SOAPS, CLEANING ETC, PREPS	12 709	4 918	2 255	831 TRAVEL GOODS, HANDBAGS	107	593	277
562 FERTILIZERS MANUFACTURED	26 273	991	459	842 MENS OUTERWEAR NOT KNIT	184	2 535	1 148
572 EXPLOSIVES, PYROTECH PROD	72	272	127	843 WOMENS OUTERWEAR NONKNIT	99	3 118	1 414
582 PROD OF CONDENSATION ETC	38 090	11 662	5 365	844 UNDERWEAR NOT KNIT	49	604	273
583 PROD OF POLYMERIZING ETC	72 628	15 844	7 291	845 UNDERWEAR KNIT NONELASTC	80	1 277	586
584 CELLULOSE DERIVATIVES ETC	768	677	311	846 UNDERWEAR KNITTED	76	1 090	502
591 PESTICIDES, DISINFECTANTS	1 294	1 868	854	847 TXTL CLTHNG ACCESRYS NES	18	291	132
592 STARCH, INULIN, GLUTEN, ETC	7 680	2 143	983	848 HEADGEAR, NONTXTL CLOTHNG	83	489	224
598 MISC CHEMICAL PRODS NES	13 973	4 846	2 244	851 FOOTWEAR	342	2 193	1 010
605 INDUSTRIAL PLANT, CHAP 73	580	225	105	871 OPTICAL INSTRUMENTS	114	1 958	919
611 LEATHER	6	71	31	872 MEDICAL INSTRUMENTS NES	271	4 342	1 981
612 LEATHER ETC MANUFACTURES	27	107	50	873 METERS & COUNTERS NES	78	430	202
621 MATERIALS OF RUBBER	1 432	1 523	683	874 MEASURING, CONTROLING INSTR	687	11 771	5 459
625 RUBBER TYRES, TUBES	4 373	3 137	1 476	881 PHOTO APPAR & EQUIPT NES	269	3 016	1 351
628 RUBBER ARTICLES NES	630	1 934	884	882 PHOTO, CINEMA SUPPLIES	4 250	6 325	2 867
634 VENEERS, RLYWOOD, ETC	1 955	455	885	884 OPTICAL GOODS NES	18	2 258	1 033
635 WOOD MANUFACTURES NES	5 350	2 430	899	885 WATCHES AND CLOCKS	361	7 385	3 408
641 PAPER AND PAPERBOARD	9 085	2 153	208	892 PRINTED MATTER	999	1 489	662
642 ARTICLES OF PAPER ETC	42 696	24 013	1 107	893 ARTICLES OF PLASTIC NES	17 086	15 233	7 023
651 TEXTILE YARN AND THREAD	125	367	1 004	894 TOYS, SPORTING GOODS, ETC	1 826	4 365	2 024
652 COTTON FABRICS, WOVEN	254	1 092	10 925	895 OFFICE SUPPLIES NES	1 919	4 464	2 089
653 WOVN MAN-MADE FIB FABRIC	402	2 280	1 65	896 WORKS OF ART ETC	3	181	77
654 OTH WOVEN TEXTILE FABRIC	41	256	496	897 GOLD, SILVER WARE, JEWELRY	13	10 364	4 730
655 KNIT ETC FABRICS	437	1 358	1 043	898 MUSICAL INSTRUMENTS, PTS	156	924	415
656 LACE, RIBBONS, TULLE, ETC	56	215	122	899 OTHER MANUFACTURED GOODS	1 062	4 379	2 054
657 SPECIAL TEXTILE ETC PROD	690	1 451	620	951 WAR FIREARMS, AMMUNITION	66	1 215	587
658 TEXTILE ARTICLES NES	477	1 633	96	OMAN			
659 FLOOR COVERINGS ETC	300	508	678	IMPORTS	13 628	14 584	6 898
661 CEMENT ETC BUILDING PROD	142 034	3 174	762				
662 CLAY, REFRACTORY BLDG PRD	92 031	10 069	4 559	749 NONELEC MACH PTS, ACC NES	12	82	40
663 OTH NONMETAL MINERAL MFS	14 332	2 934	1 346	874 MEASURING, CONTROLING INSTR	3	201	95
664 GLASS	4 848	2 167	1 020	EXPORTS	806 767	371 289	168 110
665 GLASSWARE	98 338	10 850	5 075				
666 POTTERY	434	1 056	495				
667 PEARL, PREC-, SEMI-P STONE	2	2 676	1 122	014 MEAT PREPD, PRSVD, NES ETC	90	88	37
673 IRON AND STEEL SHAPES	8 579	1 297	587	022 MILK AND CREAM	17 748	3 164	1 407
674 IRN, STL UNIV, PLATE, SHEET	53 693	5 653	2 587	024 CHEESE AND CURD	3 243	1 761	809
675 IRON, STEEL HOOP, STRIP	2 815	467	216	048 CEREAL ETC PREPARATIONS	2 885	2 785	1 263
677 IRN, STL WIRE EXCL W ROD	1 019	215	98	058 FRUIT PRESERVED, PREPARED	658	234	106
678 IRON, STL TUBES, PIPES, ETC	64 677	15 732	7 116	061 SUGAR AND HONEY	117 470	4 819	2 251
679 IRN, STL CASTINGS UNWORKE	769	215	102	071 COFFEE AND SUBSTITUTES	411	610	278



7 IMPORTS AND EXPORTS (SPECIAL TRADE) BY COUNTRIES OF PRODUCTION AND CONSUMPTION AND BY GROUPS OF THE SITC-REV. II 1986

GROUP DESCRIPTION	DT = 100 KG	1 000 DM	1 000 \$	GROUP DESCRIPTION	DT = 100 KG	1 000 DM	1 000 \$
073 CHOCOLATE AND PRODUCTS	371	276	125	786 VEH NES NONMOTR, TRAILERS	4 854	5 142	2 365
098 EDIBLE PRODUCTS, PREPS NES	3 280	3 472	1 589	801 INDUSTRIAL PLANT, CHAP 90	16	125	63
111 NON-ALCOHL BEVERAGES NES	176	79	35	812 PLUMB, HEATNG, LGHTNG EQU	2 026	6 750	3 071
112 ALCOHOLIC BEVERAGES	716	201	88	821 FURNITURE	14 217	9 993	4 563
233 RUBBER, SYNTHETIC, RECLAIMD	1 062	190	82	831 TRAVEL GOODS, HANDBAGS	31	154	73
247 OTH WOOD ROUGH, SQUARED	885	86	40	842 MENS OUTERWEAR NOT KNIT	17	265	121
248 WOOD SHAPED	1 116	102	48	843 WOMENS OUTERWEAR NONKNIT	3	172	79
278 OTHER CRUDE MINERALS	11 131	140	67	845 OUTERWEAR KNIT NONELASTC	18	159	75
322 COAL, LIGNITE, PEAT	9 962	250	122	846 UNDERWEAR KNITTED	11	182	85
334 PETROLEUM PRODUCTS, REFIN	1 107	384	175	848 HEADGEAR, NONXTL CLOTHNG	13	253	121
424 FIXED VEG OIL NONSOFT	757	285	128	851 FOOTWEAR	169	984	445
511 HYDROCARBONS NES, DERIVS	628	156	77	871 OPTICAL INSTRUMENTS	6	280	130
514 NITROGEN-FUNCTN COMPOUNDS	1 590	580	253	872 MEDICAL INSTRUMENTS NES	55	836	364
515 ORG-INDRG COMPOUNDS ETC	2 593	483	235	873 METERS & COUNTERS NES	157	486	217
516 OTHER ORGANIC CHEMICALS	181	76	35	874 MEASURNG, CONTROLNG INSTR	111	2 904	1 304
522 INORG ELEMNTS, OXIDES, ETC	1 073	249	111	881 PHOTO APPAR & EQUIPT NES	18	431	206
523 OTHR INORGANIC CHEMICALS	3 823	270	121	882 PHOTO, CINEMA SUPPLIES	695	999	461
533 PIGMENTS, PAINTS, ETC	1 386	731	325	884 OPTICAL GOODS NES	5	482	219
541 MEDICINAL ETC PRODUCTS	928	3 898	1 790	885 WATCHES AND CLOCKS	98	784	361
551 ESSENTL OIL, PERFUME, ETC	18	74	35	892 PRINTED MATTER	173	388	180
553 PERFUMERY, COSMETICS, ETC	1 659	1 646	760	893 ARTICLES OF PLASTIC NES	1 623	2 739	1 239
554 SOAPS, CLEANING ETC PREPS	2 025	905	421	894 TOYS, SPORTING GOODS, ETC	255	698	318
562 FERTILIZERS MANUFACTURED	51 732	2 081	967	895 OFFICE SUPPLIES NES	369	1 067	469
572 EXPLOSIVES, PYROTECH PROD	3 830	1 971	936	897 GOLD, SILVER WARE, JEWELRY		643	287
582 PROD OF CONDENSATION ETC	1 176	788	358	898 MUSICAL INSTRUMENTS PTS	35	287	132
583 PROD OF POLYMERIZING ETC	12 362	5 372	2 461	899 OTHER MANUFACTURED GOODS	127	279	131
584 CELLULOSE DERIVATIVES ETC	179	505	223	951 WAR FIREARMS, AMMUNITION	34	170	76
591 PESTICIDES, DISINFECTANTS	261	373	174				
592 STARCH, INULIN, GLUTEN, ETC	259	208	95	NORTH YEMEN			
598 MISC CHEMICAL PRODS NES	2 791	1 113	513	IMPORTS			
605 INDUSTRIAL PLANT, CHAP 73	8 375	2 495	1 102		77	3 127	1 457
606 INDUSTRIAL PLANT, CHAP 76	84	164	76				
612 LEATHER ETC MANUFACTURES	7	138	63	714 ENGINES & MOTORS NES	7	446	209
621 MATERIALS OF RUBBER	767	364	155	716 ROTATING ELECTRIC PLANT	1	70	33
625 RUBBER TYRES, TUBES	1 544	1 178	529	742 PUMPS FOR LIQUIDS ETC	1	358	165
628 RUBBER ARTICLES NES	166	365	167	749 NONELEC MACH PTS, ACC NES		160	73
635 WOOD MANUFACTURES NES	900	601	264	763 SOUND RECORDRS, PHONOGRPH	11	500	242
641 PAPER AND PAPERBOARD	879	273	122	764 TELECOM EQPT, PTS, ACC NES		97	44
642 ARTICLES OF PAPER ETC	15 690	9 283	4 220	792 AIRCRAFT	10	754	343
651 TEXTILE YARN AND THREAD	137	160	74	874 MEASURNG, CONTROLNG INSTR	1	138	68
652 COTTON FABRICS, WOVEN	34	200	95	896 WORKS OF ART ETC		220	108
653 WOVN MAN-MADE FIB FABRIC	18	100	47				
654 OTH WOVEN TEXTILE FABRIC	60	87	39	EXPORTS			
657 SPECIAL TEXTILE ETC PROD	22	91	40		571 359	148 775	68 390
658 TEXTILE ARTICLES NES	260	417	185	001 LIVE ANIMALS	982	1 269	569
659 FLOOR COVERINGS ETC	60	147	65	022 MILK AND CREAM	13 401	2 624	1 179
661 CEMENT ETC BUILDING PROD	242 986	5 297	2 419	023 BUTTER	3 895	1 737	763
662 CLAY, REFRACTORY BLDG PRD	11 685	1 890	842	025 EGGS, BIRDS, FRESH, PRSRVD	5 833	3 499	1 642
663 OTH NONMETAL MINERAL MFS	3 144	683	308	046 WHEAT ETC MEAL OR FLOUR	112 646	3 288	1 419
664 GLASS	9 495	2 142	951	048 CEREAL ETC PREPARATIONS	165	152	75
665 GLASSWARE	45 229	4 080	1 951	061 SUGAR AND HONEY	143 856	7 065	3 220
666 POTTERY	50	219	103	098 EDIBLE PRODUCTS, PREPS NES	4 037	2 990	1 387
667 PEARL, PREC., SEMI-P STONE		123	53	112 ALCOHOLIC BEVERAGES	75	424	194
673 IRON AND STEEL SHAPES	1 490	181	81	247 OTH WOOD ROUGH, SQUARED	3 511	246	109
674 IRN, STL UNIV, PLATE, SHEET	2 620	225	105	266 SYNTHETIC FIBRE TO SPIN	3 988	949	469
678 IRON, STL TUBES, PIPES, ETC	59 584	12 134	5 377	334 PETROLEUM PRODUCTS, REFIN	3 984	869	422
682 COPPER EXC CEMENT COPPER	123	172	78	423 FIXED VEG OILS, SOFT	2 496	281	141
684 ALUMINIUM	455	628	280	431 PROCESD ANML VEG OIL, ETC	1 591	259	123
691 STRUCTURES AND PARTS NES	3 724	2 252	1 047	511 HYDROCARBONS NES, DERIVS	1 011	90	44
692 METAL TANKS, BOXES, ETC	810	1 111	519	512 ALCOHOLS, PHENOLS, ETC	476	207	100
693 WIRE PRODUCTS NON ELECTR	1 518	522	225	513 ORGANIC ACIDS, ETC	565	313	139
694 STL COPPR NAILS, NUTS, ETC	2 371	664	295	514 NITROGEN-FUNCTN COMPOUNDS	1 514	471	207
695 TOOLS	594	1 610	730	515 ORG-INDRG COMPOUNDS ETC	7	153	65
696 CUTLERY	126	855	379	516 OTHER ORGANIC CHEMICALS	26	63	30
697 BASE MTL HOUSEHOLD EQUIP	505	785	356	522 INORG ELEMNTS, OXIDES, ETC	3 179	497	246
699 OTHER METAL MANUFACTURES	4 271	4 896	2 221	523 OTHR INORGANIC CHEMICALS	10 608	918	416
700 INDUSTRIAL PLANT, CHAP 84	740	2 127	963	531 SYNT DYE, NAT INDOG, LAKES	78	377	184
703 INDUSTRIAL PLANT, CHAP 85	192	314	141	533 PIGMENTS, PAINTS, ETC	3 864	1 261	562
711 STEAM BOILERS & AUX PLNT	147	941	439	541 MEDICINAL ETC PRODUCTS	1 844	8 704	4 001
712 STEAM ENGINES, TURBINES	111	2 037	878	551 ESSENTL OIL, PERFUME, ETC	377	1 023	478
713 INTRNL COMBUS PISTN ENGN	1 156	7 906	3 535	553 PERFUMERY, COSMETICS, ETC	21	74	34
716 ROTATING ELECTRIC PLANT	1 598	4 620	1 971	554 SOAPS, CLEANING ETC PREPS	4 514	885	402
718 OTH POWER GENERATG MACHY	72	369	176	572 EXPLOSIVES, PYROTECH PROD	8 994	3 921	1 858
721 AGRIC MACHY, EXC TRACTORS	84	287	135	582 PROD OF CONDENSATION ETC	86	141	63
723 CIVIL ENGINEERG EQUIP ETC	3 850	7 319	3 246	583 PROD OF POLYMERIZING ETC	8 495	3 796	1 775
724 TEXTILE, LEATHER MACHNRY	95	397	187	584 CELLULOSE DERIVATIVES ETC	349	398	183
726 PRINTG, BKBINDG MACHY, PTS	266	268	124	591 PESTICIDES, DISINFECTANTS	217	283	128
727 FOOD MACHRY NON-DOMESTIC	11	93	45	592 STARCH, INULIN, GLUTEN, ETC	3 429	878	412
728 OTH MACHY FOR SPCL INDUS	6 102	9 266	4 178	598 MISC CHEMICAL PRODS NES	9 042	3 504	1 543
736 MACHINE TOOLS FOR METAL	1 811	5 712	2 613	621 MATERIALS OF RUBBER	147	92	44
737 METALWORKING MACHNRY NES	36	119	57	625 RUBBER TYRES TUBES	176	198	99
741 HEATING, COOLING EQUIPMNT	954	2 391	1 096	628 RUBBER ARTICLES NES	146	246	114
742 PUMPS FOR LIQUIDS ETC	742	2 857	1 327	635 WOOD MANUFACTURES NES	434	152	68
743 PUMPS NES, CENTRIFUGES ETC	1 449	4 231	1 928	641 PAPER AND PAPERBOARD	39 771	4 481	2 044
744 MECHANICAL HANDLING EQU	4 877	8 000	3 670	642 ARTICLES OF PAPER ETC	14 262	9 615	4 523
745 NONELEC MACHY, TOOLS NES	672	3 256	1 500	657 SPECIAL TEXTILE ETC PROD	119	219	101
749 NONELEC MACH PTS, ACC NES	1 612	5 220	2 388	661 CEMENT ETC BUILDING PROD	65 150	1 324	605
751 OFFICE MACHINES	157	761	345	662 CLAY, REFRACTORY BLDG PRD	9 947	1 278	628
752 AUTOMTIC DATA PROC EQUIP	88	1 604	750	663 OTH NONMETAL MINERAL MFS	802	471	222
759 OFFICE & ADP MCH PTS, ACC	16	405	185	664 GLASS	3 094	316	146
761 TELEVISION RECEIVERS	95	349	157	665 GLASSWARE	51	91	42
762 RADIO BROADCAST RECEIVRS	39	225	104	666 POTTERY	24	94	40
763 SOUND RECORDRS, PHONOGRPH	8	79	35	674 IRN, STL UNIV, PLATE, SHEET	26 720	4 679	2 113
764 TELECOM EQPT PTS, ACC NES	410	10 439	4 642	675 IRON, STEEL HOOP, STRIP	11 414	2 218	1 030
771 ELECTRIC POWER MACHY NES	289	391	178	677 IRN, STL WIRE EXCL W ROD	1 569	244	110
772 SWITCHGEAR ETC & PTS NES	3 291	13 169	6 192	678 IRON, STL TUBES, PIPES, ETC	7 250	2 121	1 024
773 ELECTR DISTRIBUTING MACH	10 616	7 529	3 367	679 IRN, STL CASTINGS UNWORKE	641	129	57
774 ELECTRO-MEDCL, XRAY EQUIP	431	11 962	5 734	682 COPPER EXC CEMENT COPPER	805	557	241
775 HOUSEHOLD TYPE EQUIP NES	2 164	3 367	1 563	691 STRUCTURES AND PARTS NES	1 673	436	188
776 TRANSISTORS, VALVES, ETC		603	292	692 METAL TANKS, BOXES, ETC	451	615	298
778 ELECTRICAL MACHINERY NES	1 236	2 691	1 205	694 STL, COPPR NAILS, NUTS, ETC	562	174	77
781 PASS MOTOR VEH EXC BUSES	13 035	47 992	21 440	695 TOOLS	134	468	220
782 LORRIES, SPCL MTR VEH NES	13 110	18 682	8 260	697 BASE MTL HOUSEHOLD EQUIP	419	221	102
783 ROAD MOTOR VEHICLES NES	5 345	7 368	3 237	699 OTHER METAL MANUFACTURES	1 289	717	338
784 MOTOR VEHCL PTS, ACC NES	4 631	14 607	6 669	711 STEAM BOILERS & AUX PLNT	43	103	47



## 7 IMPORTS AND EXPORTS (SPECIAL TRADE) BY COUNTRIES OF PRODUCTION AND CONSUMPTION AND BY GROUPS OF THE SITC-REV. II 1986

GROUP DESCRIPTION	DT = 100 KG	1 000 DM	1 000 \$	GROUP DESCRIPTION	DT = 100 KG	1 000 DM	1 000 \$
713 INTRNL COMBUS PISTN ENGN	1 389	2 672	1 204	812 PLUMBG,HEATNG,LGHTNG EQU	33	91	41
714 ENGINES & MOTORS NES	3	602	292	821 FURNITURE	777	661	309
716 ROTATING ELECTRIC PLANT	1 244	3 328	1 495	874 MEASURNG,CONTROLNG INSTR	6	113	52
721 AGRIC MACHY,EXC TRACTORS	446	569	252	881 PHOTO APPAR & EQUIPT NES	29	171	82
722 TRACTORS NON-ROAD	345	549	224	893 ARTICLES OF PLASTIC NES	203	202	89
723 CIVIL ENGINEERG EQUIP ETC	1 450	2 905	1 376				
724 TEXTILE,LEATHER MACHNRY	29	124	51	AFGHANISTAN			
726 PRINTG,BKBINDG MACHY,PTS	165	1 095	496				
727 FOOD MACHRY NON-DOMESTIC	621	1 728	799	IMPORTS			
728 OTH MACHY FOR SPCL INDUS	1 640	6 306	2 907		20 893	66 395	31 121
736 MACHINE TOOLS FOR METAL	177	1 295	604	054 VEG ETC FRSH,SMPLY PRSVD	1 142	382	184
741 HEATING,COOLING EQUIPMNT	1 309	4 589	2 007	057 FRUIT,NUTS,FRESH,DRIED	1 086	334	155
742 PUMPS FOR LIQUIDS ETC	129	428	196	211 HIDES,SKINS,UNDRESSED	48	160	78
743 PUMPS NES,CENTRIFUGES ETC	225	1 184	561	212 FUR SKINS UNDRESSED	1 449	12 088	5 795
744 MECHANICAL HANDLING EQU	738	3 482	1 547	223 SEEDS FOR OTH FIXED OILS	1 150	115	57
745 NONELEC MACHY,TOOLS NES	719	4 348	2 044	263 COTTON	440	92	41
749 NONELEC MACH PTS,ACC NES	944	1 037	490	291 CRUDE ANIMAL MTRIALS NES	1 021	6 251	2 899
751 OFFICE MACHINES	34	148	68	292 CRUDE VEG MATERIALS NES	2 866	402	178
759 OFFICE & ADP MCH PTS,ACC	5	67	34	611 LEATHER	40	280	136
763 SOUND RECORDRS,PHONOGRPH	3	390	175	658 TEXTILE ARTICLES NES	239	566	262
764 TELECOM EQPT,PTS,ACC NES	53	1 285	601	659 FLOOR COVERINGS ETC	10 535	42 613	19 888
771 ELECTRIC POWER MACHY NES	512	445	199	667 PEARL,PREC-,SEMI-P STONE	20	544	262
772 SWITCHGEAR ETC & PTS NES	568	2 119	936	697 BASE MTL HOUSEHOLD EQUIP	104	138	66
773 ELECTR DISTRIBUTING MACH	492	299	128	764 TELECOM EQPT,PTS,ACC NES	1	84	41
774 ELECTRO-MEDCL,XRAY EQUIP	63	1 107	516	792 AIRCRAFT	15	1 358	628
775 HOUSEHOLD TYPE EQUIP NES	27	82	35	821 FURNITURE	149	116	54
776 TRANSISTORS,VALVES,ETC	2	277	137	831 TRAVEL GOODS,HANDBAGS	27	91	41
778 ELECTRICAL MACHINERY NES	379	723	330	961 COIN NONGOLD,NONCURRENT		126	59
781 PASS MOTOR VEH EXC BUSES	799	1 826	837				
782 LORRIES,SPCL MTR VEH NES	1 260	2 723	1 247	EXPORTS			
783 ROAD MOTOR VEHICLES NES	750	1 485	653		132 284	49 481	22 629
784 MOTOR VEHCL PTS,ACC NES	578	2 071	950	062 SUGAR PREPS NON-COCOA	109	85	39
812 PLUMBG,HEATNG,LGHTNG EQU	813	857	413	073 CHOCOLATE AND PRODUCTS	136	81	36
821 FURNITURE	594	1 213	587	112 ALCOHOLIC BEVERAGES	822	123	57
851 FOOTWEAR	46	236	108	269 WASTE OF TEXTILE FABRICS	21 963	3 077	1 408
871 OPTICAL INSTRUMENTS	3	75	36	334 PETROLEUM PRODUCTS,REFIN	1 067	362	164
872 MEDICAL INSTRUMENTS	776	2 109	975	335 RESIDUAL PETRLM PROD NES	509	104	50
874 MEASURNG,CONTROLNG INSTR	75	1 195	531	512 ALCOHOLS PHENOLS,ETC	422	145	66
881 PHOTO APPAR & EQUIPT NES	8	74	34	513 ORGANIC ACIDS,ETC	244	61	31
882 PHOTO,CINEMA SUPPLIES	165	266	124	514 NITROGEN-FUNCTN COMPOUNDS	144	457	224
884 OPTICAL GOODS NES		91	41	515 ORG-INORG COMPOUNDS ETC	236	1 681	783
892 PRINTED MATTER	120	209	97	523 OTHR INORGANIC CHEMICALS	498	108	47
893 ARTICLES OF PLASTIC NES	1 292	1 264	565	531 SYNT DYE,NAT INDGO LAKES	311	661	311
894 TOYS,SPORTING GOODS,ETC	1	65	32	532 DYES NES,TANNING PRODS	1 598	480	209
895 OFFICE SUPPLIES NES	30	173	74	533 PIGMENTS,PAINTS,ETC	320	197	91
899 OTHER MANUFACTURED GOODS	130	137	67	541 MEDICINAL ETC PRODUCTS	856	3 003	1 390
				551 ESSENTL OIL,PERFUME,ETC	27	73	34
SOUTH YEMEN				553 PERFUMERY,COSMETICS,ETC	1 760	1 524	712
IMPORTS				554 SOAPS,CLEANING ETC PREPS	1 251	547	256
	5 317	1 394	627	583 PROD OF POLYMERIZING ETC	945	417	186
288 NONFERR METAL SCRAP NES	2 904	560	250	584 CELLULOSE DERIVATIVES ETC	148	198	88
292 CRUDE VEG MATERIALS NES	455	319	149	598 MISC CHEMICAL PRODS NES	1 774	857	402
714 ENGINES & MOTORS NES	1	120	56	611 LEATHER	399	121	55
764 TELECOM EQPT,PTS,ACC NES		139	62	612 LEATHER ETC MANUFACTURES	413	79	38
781 PASS MOTOR VEH EXC BUSES	26	80	35	641 PAPER AND PAPERBOARD	594	196	89
EXPORTS				642 ARTICLES OF PAPER ETC	1 055	379	166
	316 978	39 119	17 955	651 TEXTILE YARN AND THREAD	314	258	109
022 MILK AND CREAM	6 862	1 668	812	653 WOVN MAN-MADE FIB FABRIC	239	808	366
046 WHEAT ETC MEAL OR FLOUR	271 498	9 865	4 356	655 KNIT ETC FABRICS	73	183	81
048 CEREAL ETC PREPARATIONS	243	77	35	657 SPECIAL TEXTILE ETC PROD	133	64	31
061 SUGAR AND HONEY	1 512	218	93	659 FLOOR COVERINGS ETC	27	229	105
112 ALCOHOLIC BEVERAGES	2 522	327	152	663 OTH NONMETAL MINERAL MFS	149	233	102
267 OTHER MAN-MADE FIBRES	950	603	292	664 GLASS	223	86	41
334 PETROLEUM PRODUCTS,REFIN	435	81	35	665 GLASSWARE	400	241	111
424 FIXED VEG OIL NONSOFT	5 008	624	275	674 IRN,STL UNIV,PLATE,SHEET	48 565	3 061	1 463
513 ORGANIC ACIDS,ETC	154	78	38	684 ALUMINIUM	265	528	234
522 INORG ELEMNTS,OXIDES,ETC	1 163	71	35	686 METAL TANKS,BOXES,ETC	100	164	76
533 PIGMENTS,PAINTS,ETC	185	228	102	692 WIRE PRODUCTS NON ELECTR	270	159	78
541 MEDICINAL ETC PRODUCTS	515	2 921	1 377	695 TOOLS	19	119	53
554 SOAPS,CLEANING ETC PREPS	269	76	35	697 BASE MTL HOUSEHOLD EQUIP	752	439	216
582 PROD OF CONDENSATION ETC	4 027	729	354	699 OTHER METAL MANUFACTURES	401	365	159
583 PROD OF POLYMERIZING ETC	4 126	923	408	711 STEAM BOILERS & AUX PLNT	37	108	51
592 STARCH,INULIN, GLUTEN,ETC	2 401	264	116	713 INTRNL COMBUS PISTN ENGN	1 037	186	83
598 MISC CHEMICAL PRODS NES	275	290	129	716 ROTATING ELECTRIC PLANT	83	98	44
621 MATERIALS OF RUBBER	166	117	57	718 OTH POWER GENERATG MACHY	193	920	376
657 SPECIAL TEXTILE ETC PROD	48	315	157	721 AGRIC MACHY,EXC TRACTORS	13	87	39
674 IRN,STL UNIV,PLATE,SHEET	4 518	1 048	512	723 CIVIL ENGINEERG EQUIP ETC	110	180	66
678 IRON,STL TUBES,PIPES,ETC	291	197	95	724 TEXTILE,LEATHER MACHNRY	231	968	434
684 ALUMINIUM	661	722	361	726 PRINTG,BKBINDG MACHY,PTS	289	324	152
695 TOOLS	14	113	52	728 OTH MACHY FOR SPCL INDUS	56	194	87
699 OTHER METAL MANUFACTURES	195	105	52	736 MACHINE TOOLS FOR METAL	41	156	68
713 INTRNL COMBUS PISTN ENGN	127	1 534	705	741 HEATING,COOLING EQUIPMNT	287	498	231
714 ENGINES & MOTORS NES	6	411	189	742 PUMPS FOR LIQUIDS ETC	50	426	196
716 ROTATING ELECTRIC PLANT	141	257	120	743 PUMPS NES,CENTRIFUGES ETC	31	131	63
723 CIVIL ENGINEERG EQUIP ETC	41	105	48	744 MECHANICAL HANDLING EQU	269	279	135
726 PRINTG,BKBINDG MACHY,PTS	147	1 017	460	745 NONELEC MACHY,TOOLS NES	7	137	67
727 FOOD MACHRY NON-DOMESTIC	27	183	88	749 NONELEC MACH PTS,ACC NES	174	356	160
728 OTH MACHY FOR SPCL INDUS	112	402	189	762 RADIO BROADCAST RECEIVRS	8	65	31
736 MACHINE TOOLS FOR METAL	1	142	71	763 SOUND RECORDRS,PHONOGRPH	13	1 148	514
741 HEATING,COOLING EQUIPMNT	96	530	250	764 TELECOM EQPT,PTS,ACC NES	30	1 688	779
742 PUMPS FOR LIQUIDS ETC	258	1 377	645	771 ELECTRIC POWER MACHY NES	72	98	44
743 PUMPS NES,CENTRIFUGES ETC	42	110	49	772 SWITCHGEAR ETC & PTS NES	228	1 158	498
744 MECHANICAL HANDLING EQU	109	101	45	773 ELECTR DISTRIBUTING MACH	2 809	1 400	641
745 NONELEC MACHY,TOOLS NES	111	173	81	775 HOUSEHOLD TYPE EQUIP NES	194	255	115
749 NONELEC MACH PTS,ACC NES	27	66	30	776 TRANSISTORS,VALVES,ETC	3	323	147
763 SOUND RECORDRS,PHONOGRPH	1	401	187	778 ELECTRICAL MACHINERY NES	572	928	403
764 TELECOM EQPT,PTS,ACC NES	10	525	246	781 PASS MOTOR VEH EXC BUSES	1 322	1 366	604
771 ELECTRIC POWER MACHY NES	2 465	2 451	1 094	782 LORRIES,SPCL MTR VEH NES	6 782	626	288
772 SWITCHGEAR ETC & PTS NES	226	1 150	524	783 ROAD MOTOR VEHICLES NES	3 242	308	144
773 ELECTR DISTRIBUTING MACH	137	255	104	784 MOTOR VEHCL PTS,ACC NES	14 877	1 761	816
778 ELECTRICAL MACHINERY NES	13	174	74	812 PLUMBG,HEATNG,LGHTNG EQU	5 019	6 496	2 968
781 PASS MOTOR VEH EXC BUSES	1 461	2 970	1 412	821 FURNITURE	60	184	79
784 MOTOR VEHCL PTS,ACC NES	49	248	111	843 WOMENS OUTERWEAR NONKNIT	20	123	54
				851 FOOTWEAR	121	479	219



7 IMPORTS AND EXPORTS (SPECIAL TRADE) BY COUNTRIES OF PRODUCTION AND CONSUMPTION AND BY GROUPS OF THE SITC-REV. II 1986

GROUP DESCRIPTION	DT = 100 KG	1 000 DM	1 000 \$	GROUP DESCRIPTION	DT = 100 KG	1 000 DM	1 000 \$
872 MEDICAL INSTRUMENTS NES	36	319	147	533 PIGMENTS, PAINTS, ETC	17 882	7 626	3 549
874 MEASURING, CONTROLLING INSTR	14	292	133	541 MEDICINAL ETC PRODUCTS	7 917	41 537	19 155
882 PHOTO, CINEMA SUPPLIES	185	382	166	551 ESSENTIAL OIL, PERFUME, ETC	390	1 394	637
892 PRINTED MATTER	90	251	119	554 SOAPS, CLEANING ETC PREPS	11 788	4 125	1 878
893 ARTICLES OF PLASTIC NES	944	654	305	562 FERTILIZERS MANUFACTURED	317 289	17 388	7 453
895 OFFICE SUPPLIES NES	60	105	53	572 EXPLOSIVES, PYROTECH PROD	229	1 026	451
897 GOLD, SILVER WARE, JEWELRY	8	106	48	582 PROD OF CONDENSATION ETC	15 047	7 875	3 603
899 OTHER MANUFACTURED GOODS	271	756	350	583 PROD OF POLYMERIZING ETC	51 040	15 307	7 116
PAKISTAN				584 CELLULOSE DERIVATIVES ETC	1 767	1 375	622
IMPORTS	1 065 136	492 599	226 735	585 PLASTIC MATERIALS NES	591	160	71
034 FISH FRESH, CHILLED, FROZEN	1 247	1 020	480	591 PESTICIDES, DISINFECTANTS	19 410	25 753	11 661
036 SHELL FISH FRESH, FROZEN	309	1 017	470	592 STARCH, INULIN, GLUTEN, ETC	1 869	1 359	631
042 RICE	549	90	42	598 MISC CHEMICAL PRODS NES	42 774	15 227	6 977
056 VEGETABLES ETC PREPARED	28	358	173	605 INDUSTRIAL PLANT, CHAP 73	659	1 592	654
057 FRUIT, NUTS, FRESH, DRIED	969	403	182	607 INDUSTRIAL PLANT, CHAP 82	51	108	47
061 SUGAR AND HONEY	493 310	8 583	3 717	611 LEATHER	33	140	62
075 SPICES	2 715	687	316	612 LEATHER ETC MANUFACTURES	234	451	205
212 FUR SKINS UNDRESSED	24	182	81	621 MATERIALS OF RUBBER	2 209	2 574	1 216
223 SEEDS FOR OTHER FIXED OILS	693	68	32	625 RUBBER TYRES, TUBES	676	407	200
263 COTTON	282 600	52 676	24 245	628 RUBBER ARTICLES NES	363	887	413
268 WOOL (EXC TOPS), ANIMAL HAIR	4 583	1 395	634	634 VENEERS, PLYWOOD, ETC	481	175	79
291 CRUDE ANIMAL MATERIALS NES	5 667	6 104	2 820	641 PAPER AND PAPERBOARD	32 071	11 342	5 253
292 CRUDE VEG MATERIALS NES	31 333	6 302	2 924	642 ARTICLES OF PAPER ETC	3 482	2 102	968
611 LEATHER	1 894	11 308	5 215	651 TEXTILE YARN AND THREAD	3 532	2 949	1 361
612 LEATHER ETC MANUFACTURES	334	1 664	772	652 COTTON FABRICS, WOVEN	807	1 419	635
613 FUR SKINS TANNED, DRESSED	8	98	44	653 WOVEN MAN-MADE FIB FABRIC	188	150	74
635 WOOD MANUFACTURES NES	248	100	44	654 OTHER WOVEN TEXTILE FABRIC	8	70	33
651 TEXTILE YARN AND THREAD	32 441	17 674	7 979	657 SPECIAL TEXTILE ETC PROD	846	2 258	1 041
652 COTTON FABRICS, WOVEN	29 016	21 379	9 510	658 TEXTILE ARTICLES NES	203	397	192
653 WOVEN MAN-MADE FIB FABRIC	3 019	2 262	1 116	661 CEMENT ETC BUILDING PROD	14 481	421	193
656 LACE, RIBBONS, TULLE, ETC	98	660	301	662 CLAY, REFRACTORY BLDG PROD	20 902	3 011	1 382
658 TEXTILE ARTICLES NES	46 655	46 181	21 593	663 OTHER NONMETAL MINERAL MFS	6 968	4 787	2 133
659 FLOOR COVERINGS ETC	16 028	97 186	45 000	664 GLASS	1 925	713	325
661 CEMENT ETC BUILDING PROD	313	196	90	665 GLASSWARE	2 720	2 154	1 002
665 GLASSWARE	109	108	52	671 PIG IRON ETC	868	166	75
667 PEARL, PRECIOUS, SEMI-P STONE	51	1 929	885	672 IRON, STEEL PRIMARY FORMS	1 102	109	47
672 IRON, STEEL PRIMARY FORMS	22 037	1 667	817	673 IRON AND STEEL SHAPES	27 735	3 893	1 815
674 IRON, STEEL UNIV. PLATE, SHEET	8 861	723	357	674 IRON, STEEL UNIV. PLATE, SHEET	367 886	23 158	10 551
695 TOOLS	123	394	184	675 IRON, STEEL HOOD, STRIP	16 113	1 769	799
696 CUTLERY	379	1 374	637	677 IRON, STEEL WIRE EXCL W ROD	1 850	241	110
697 BASE METAL HOUSEHOLD EQUIP	112	186	84	678 IRON, STEEL TUBES, PIPES, ETC	15 677	7 551	3 436
699 OTHER METAL MANUFACTURES	50	91	42	679 IRON, STEEL CASTINGS UNWORKED	136	102	47
714 ENGINES & MOTORS NES	77	1 323	630	681 SILVER, PLATINUM, ETC	30	337	154
716 ROTATING ELECTRIC PLANT	1	324	152	682 COPPER EXC CEMENT COPPER	4 779	2 993	1 355
741 HEATING, COOLING EQUIPMENT	4	117	54	683 NICKEL	46	375	176
742 PUMPS FOR LIQUIDS ETC	1	70	35	684 ALUMINIUM	6 405	6 163	2 813
749 NONELECTRIC MACH. PARTS, ACC NES	38	267	125	685 LEAD	1 615	160	68
764 TELECOM EQUIP. PARTS, ACC NES	1	327	156	687 TIN	112	210	98
792 AIRCRAFT	17	535	255	689 NON-FER BASE METALS NES	12	155	77
821 FURNITURE	210	109	49	691 STRUCTURES AND PARTS NES	6 421	8 348	3 743
831 TRAVEL GOODS, HANDBAGS	5 031	4 354	2 056	692 METAL TANKS, BOXES, ETC	431	580	262
842 MENS OUTERWEAR NOT KNIT	5 816	11 918	5 534	693 WIRE PRODUCTS NON ELECTR	452	669	301
843 WOMENS OUTERWEAR NONKNIT	10 803	25 371	11 689	694 STEEL, COPPER NAILS, NUTS, ETC	748	856	402
844 UNDERWEAR NOT KNIT	3 064	5 618	2 569	695 TOOLS	1 774	11 297	5 261
845 UNDERWEAR KNIT NONELASTIC	9 530	18 621	8 609	696 CUTLERY	342	1 211	559
846 UNDERWEAR KNITTED	9 012	15 010	6 798	699 OTHER METAL MANUFACTURES	7 962	8 173	3 831
847 TEXTILE CLOTHING ACCESSORIES NES	5 704	7 349	3 334	700 INDUSTRIAL PLANT, CHAP 84	5 048	16 377	7 389
848 HEADGEAR, NONTEXTILE CLOTHING	12 633	68 539	31 624	703 INDUSTRIAL PLANT, CHAP 85	1 823	15 092	6 623
851 FOOTWEAR	4 546	8 014	3 587	711 STEAM BOILERS & AUX PLANT	2 756	3 010	1 395
872 MEDICAL INSTRUMENTS NES	1 504	11 526	5 336	712 STEAM ENGINES, TURBINES	1 060	7 417	3 455
874 MEASURING, CONTROLLING INSTR	8	372	183	713 INTERNAL COMBUSTION PISTON ENGIN	906	4 468	1 973
885 WATCHES AND CLOCKS	10	85	38	714 ENGINES & MOTORS NES	4 064	28 753	12 795
894 TOYS, SPORTING GOODS, ETC	9 562	20 673	9 467	716 ROTATING ELECTRIC PLANT	9 381	29 552	13 324
896 WORKS OF ART ETC	148	141	61	718 OTHER POWER GENERATING MACHINERY	384	2 047	918
898 MUSICAL INSTRUMENTS, PARTS	40	104	47	721 AGRICULTURAL MACHINERY EXC TRACTORS	6 870	9 266	4 109
941 ZOO ANIMALS, PETS	5	63	30	722 TRACTORS NON-ROAD	3 734	4 342	1 957
EXPORTS	3 354 958	1 110 267	507 958	723 CIVIL ENGINEERING EQUIP ETC	3 010	3 517	1 680
001 LIVE ANIMALS	266	2 869	1 307	724 TEXTILE, LEATHER MACHINERY	20 372	50 005	23 084
022 MILK AND CREAM	861	135	62	725 PAPER ETC MILL MACHINERY	1 165	1 499	689
041 WHEAT ETC UNMILLED	919 976	36 269	16 218	726 PRINTING, BOOKBINDING MACHINERY, PARTS	1 423	4 568	2 133
048 CEREAL ETC PREPARATIONS	191	109	52	727 FOOD MACHINERY NON-DOMESTIC	484	2 336	1 115
061 SUGAR AND HONEY	117 891	6 045	2 774	728 OTHER MACHINERY FOR SPECIAL INDUSTRIES	5 813	15 236	7 049
075 SPICES	90	71	36	736 MACHINE TOOLS FOR METAL	4 052	14 367	6 704
081 FEEDING STUFF FOR ANIMALS	1 311	28	122	737 METALWORKING MACHINERY NES	305	1 072	517
098 EDIBLE PRODUCTS, PREPARED NES	131	88	40	741 HEATING, COOLING EQUIPMENT	12 141	48 318	22 145
112 ALCOHOLIC BEVERAGES	626	104	50	742 PUMPS FOR LIQUIDS ETC	1 844	7 849	3 727
233 RUBBER, SYNTHETIC, RECLAIMED	17 681	3 145	1 443	743 PUMPS NES, CENTRIFUGES ETC	3 968	11 212	5 145
245 FUEL WOOD NES, CHARCOAL	94	69	34	744 MECHANICAL HANDLING EQUIPMENT	2 758	4 555	2 080
251 PULP AND WASTE PAPER	5 360	665	316	745 NONELECTRIC MACHINERY, TOOLS NES	2 929	13 891	6 465
266 SYNTHETIC FIBRE TO SPIN	9 844	4 376	1 999	749 NONELECTRIC MACH. PARTS, ACC NES	3 489	9 937	4 617
267 OTHER MAN-MADE FIBRES	735	560	238	751 OFFICE MACHINES	193	752	343
269 WASTE OF TEXTILE FABRICS	20 183	2 261	1 060	752 AUTOMATIC DATA PROCESSING EQUIP	222	6 449	2 972
278 OTHER CRUDE MINERALS	4 518	373	171	759 OFFICE & ADP MACH. PARTS, ACC	8	431	201
287 BASE METAL ORES, CONCENTRATES NES	1 770	326	145	761 TELEVISION RECEIVERS	15	124	51
288 NONFERROUS METAL SCRAP NES	26 317	2 573	1 192	763 SOUND RECORDERS, PHONOGRAPHS	22	578	276
292 CRUDE VEG MATERIALS NES	470	504	229	764 TELECOM EQUIP. PARTS, ACC NES	2 936	58 565	27 687
334 PETROLEUM PRODUCTS, REFINED	23 005	7 263	3 279	771 ELECTRIC POWER MACHINERY NES	5 347	10 184	4 643
335 RESIDUAL PETROLEUM PRODUCTS NES	5 215	820	387	772 SWITCHGEAR ETC & PARTS NES	4 196	30 066	13 979
423 FIXED VEG OILS, SOFT	70 194	3 786	1 855	773 ELECTRIC DISTRIBUTING MACHINERY	3 953	3 938	1 818
431 PROCESSED ANIMAL VEG OIL, ETC	2 665	612	279	774 ELECTRO-MEDICAL, XRAY EQUIP	286	5 729	2 621
511 HYDROCARBONS NES, DERIVATIVES	6 987	1 742	799	775 HOUSEHOLD TYPE EQUIP NES	719	1 958	920
512 ALCOHOLS, PHENOLS, ETC	9 297	1 813	843	776 TRANSISTORS, VALVES, ETC	18	1 068	492
513 ORGANIC ACIDS, ETC	66 041	10 429	4 862	778 ELECTRICAL MACHINERY NES	8 699	10 950	5 098
514 NITROGEN-FUNCTIONAL COMPOUNDS	4 120	4 378	2 021	781 PASS MOTOR VEH EXC BUSES	3 058	11 792	5 427
515 ORGANIC INORGANIC COMPOUNDS ETC	6 989	28 425	12 865	782 LORRIES, SPECIAL MOTOR VEH NES	34 507	42 972	20 235
516 OTHER ORGANIC CHEMICALS	7 647	7 836	3 713	783 ROAD MOTOR VEHICLES NES	1 993	3 993	1 772
522 INORGANIC ELEMENTS, OXIDES, ETC	79 925	6 059	2 778	784 MOTOR VEHICLE PARTS, ACC NES	3 360	6 819	3 228
523 OTHER INORGANIC CHEMICALS	31 452	4 060	1 875	785 MOTOR & OTHER CYCLES ETC	91	185	90
531 SYNTHETIC DYE, NATURAL DYE, LAKES	7 989	18 114	8 412	786 VEHICLES NONMOTOR, TRAILERS	3 239	2 910	1 413
532 DYES NES, TANNING PRODUCTS	52 564	11 657	5 386	791 RAILWAY VEHICLES	14 061	37 995	16 048
				792 AIRCRAFT	939	51 677	22 916
				793 SHIPS AND BOATS	601 298	13 767	6 185
				801 INDUSTRIAL PLANT, CHAP 90	93	505	223
				812 PLUMBING, HEATING, LIGHTING EQUIP	127	567	264
				821 FURNITURE	930	2 241	1 050



## 7 IMPORTS AND EXPORTS (SPECIAL TRADE) BY COUNTRIES OF PRODUCTION AND CONSUMPTION AND BY GROUPS OF THE SITC-REV. II 1986

GROUP DESCRIPTION	DT = 100 KG	1 000 DM	1 000 \$	GROUP DESCRIPTION	DT = 100 KG	1 000 DM	1 000 \$
831 TRAVEL GOODS, HANDBAGS	23	152	73	728 OTH MACHY FOR SPCL INDUS	165	170	78
842 MENS OUTERWEAR NOT KNIT	75	95	44	736 MACHINE TOOLS FOR METAL	4 908	4 777	2 235
845 OUTERWEAR KNIT NONELASTC	56	376	177	741 HEATING, COOLING EQUIPMNT	9	278	137
847 TXLT CLTHNG ACCESRYS NES	62	448	206	742 PUMPS FOR LIQUIDS ETC	2 289	10 529	4 830
848 HEADGEAR, NONTXTL CLOTHNG	32	127	58	743 PUMPS NES, CENTRIFUGES ETC	89	546	248
851 FOOTWEAR	131	486	225	745 NONELEC MACHY, TOOLS NES	180	291	140
871 OPTICAL INSTRUMENTS	33	1 752	809	749 NONELEC MACH PTS, ACC NES	1 210	3 746	1 762
872 MEDICAL INSTRUMENTS NES	923	6 842	4 110	752 AUTOMATIC DATA PROC EQUIP	232	2 273	1 061
873 METERS & COUNTERS NES	73	697	333	759 OFFICE & ADP MCH PTS, ACC	2	115	54
874 MEASURING, CONTROLLNG INSTR	1 058	20 591	9 530	763 SOUND RECORDRS, PHONOGRPH	2	83	41
881 PHOTO APPAR & EQUIPT NES	212	2 473	1 156	764 TELECOM EQPT, PTS, ACC NES	325	1 661	780
882 PHOTO, CINEMA SUPPLIES	4 771	8 794	4 007	771 ELECTRIC POWER MACHY NES	64	333	154
884 OPTICAL GOODS NES	14	607	274	772 SWITCHGEAR ETC & PTS NES	231	953	431
885 WATCHES AND CLOCKS	9	158	71	773 ELECTR DISTRIBUTING MACH	85	136	60
892 PRINTED MATTER	543	1 846	834	776 TRANSISTORS, VALVES, ETC	16	371	177
893 ARTICLES OF PLASTIC NES	2 711	1 798	830	778 ELECTRICAL MACHINERY NES	128	546	254
894 TOYS, SPORTING GOODS, ETC	544	2 561	1 181	784 MOTOR VEHCL PTS, ACC NES	1 253	882	406
895 OFFICE SUPPLIES NES	832	2 385	1 122	785 MOTOR & OTHER CYCLES ETC	4 202	2 982	1 368
896 WORKS OF ART ETC	1	64	32	786 VEH NES NONMOTR, TRAILERS	1 320	247	118
898 MUSICAL INSTRUMENTS, PTS	97	465	212	792 AIRCRAFT	22	927	440
899 OTHER MANUFACTURED GOODS	93	660	309	812 PLUMB, HEATING, LIGHTNG EQU	649	872	406
951 WAR FIREARMS, AMMUNITION	234	2 821	1 312	821 FURNITURE	291	385	184
INDIA				831 TRAVEL GOODS, HANDBAGS	4 780	29 863	13 801
IMPORTS	4 809 652	1 410 814	647 397	842 MENS OUTERWEAR NOT KNIT	4 650	16 677	7 574
036 SHELL FISH FRESH, FROZEN	784	666	310	843 WOMENS OUTERWEAR NONKNIT	30 108	146 466	66 865
037 FISH ETC PREPD PRSVD NES	21	68	31	844 UNDERWEAR NOT KNIT	22 980	99 853	45 406
042 RICE	3 702	860	399	845 UNDERWEAR KNIT NONELASTC	7 539	23 099	10 444
054 VEG ETC FRSH, SMPLY PRSVD	1 147	290	131	846 UNDERWEAR KNITTED	5 288	15 778	7 024
056 VEGETABLES ETC PRSVD, PREPD	5 884	2 297	1 054	847 TXLT CLTHNG ACCESRYS NES	2 205	7 850	3 591
057 FRUIT, NUTS, FRESH, DRIED	18 449	21 952	10 398	848 HEADGEAR, NONTXTL CLOTHNG	12 541	71 431	33 105
058 FRUIT PRESERVED, PREPARED	9 029	3 020	1 398	851 FOOTWEAR	8 773	25 523	11 357
071 COFFEE AND SUBSTITUTES	33 594	27 631	12 988	851 FOOTWEAR	8 773	25 523	11 357
072 COCOA	604	514	239	872 MEDICAL INSTRUMENTS NES	14	248	109
074 TEA AND MATE	54 094	51 622	23 818	874 MEASURING, CONTROLLNG INSTR	115	3 200	1 508
075 SPICES	16 414	10 704	4 869	882 PHOTO, CINEMA SUPPLIES	17	170	86
081 FEEDING STUFF FOR ANIMLS	71 727	1 036	468	884 OPTICAL GOODS NES	4	129	61
098 EDIBLE PRODCTS, PREPS NES	578	355	169	892 PRINTED MATTER	250	588	270
121 TOBACCO UNMNFCTRD, REFUSE	2 617	2 044	957	893 ARTICLES OF PLASTIC NES	74	124	55
212 FUR SKINS UNDERESSED	27	291	130	894 TOYS, SPORTING GOODS, ETC	5 469	7 058	3 189
222 SEEDS FOR SOFT/FIXED OIL	510	87	44	895 OFFICE SUPPLIES NES	150	345	159
223 SEEDS FOR OTH FIXED OILS	4 518	863	388	896 WORKS OF ART ETC	454	440	202
248 WOOD SHAPED	1 279	988	462	897 GOLD, SILVER WARE, JEWELRY	2 070	9 942	4 606
263 COTTON	6 051	1 598	761	898 MUSICAL INSTRUMENTS, PTS	65	151	64
269 WASTE OF TEXTILE FABRICS	34	117	55	899 OTHER MANUFACTURED GOODS	682	1 810	823
273 STONE, SAND AND GRAVEL	308 887	13 111	5 983	941 ZOO ANIMALS, PETS	49	203	92
277 NATURAL ABRASIVES NES	588	152	70	951 WAR FIREARMS, AMMUNITION	194	423	198
278 OTHER CRUDE MINERALS	60 955	4 102	1 883	971 GOLD, NON MONETARY NES	397	397	171
281 IRON ORE, CONCENTRATES	3 073 406	14 242	6 536	EXPORTS	10 811 938	3 370 596	1 566 744
287 BASE METAL ORES, CONC NES	282 456	4 663	2 062	022 MILK AND CREAM	125 580	28 834	12 772
291 CRUDE ANIMAL MTRJALS NES	16 835	2 459	1 142	024 CHEESE AND CURD	66	79	37
292 CRUDE VEG MATERIALS NES	168 275	42 073	19 281	054 VEG ETC FRSH, SMPLY PRSVD	227	148	63
334 PETROLEUM PRODUCTS, REFIN	2 765	68	30	058 FRUIT PRESERVED, PREPARED	1 297	334	155
424 FIXED VEG OIL NONSOFT	2 115	1 782	828	061 SUGAR AND HONEY	288 534	11 747	5 140
431 PROCESD ANML VEG OIL, ETC	1 360	419	192	081 FEEDING STUFF FOR ANIMLS	1 237	341	161
511 HYDROCARBONS NES, DERIVS	247	224	112	098 EDIBLE PRODCTS, PREPS NES	60	105	48
513 ORGANIC ACIDS, ETC	197	207	93	112 ALCOHOLIC BEVERAGES	1 464	262	121
514 NITROGEN-FUNCTN COMPOUNDS	9 127	12 323	5 654	211 HIDES, SKINS, UNDERESSED	360	133	65
515 ORG-INORG COMPOUNDS ETC	2 279	6 600	3 080	233 RUBBER, SYNTHETIC, RECLAIMD	16 063	5 929	2 736
516 OTHER ORGANIC CHEMICALS	2 903	2 682	1 240	247 OTH WOOD ROUGH, SQUARED	2 970	154	70
523 OTHR INORGANIC CHEMICALS	8 960	1 915	888	263 COTTON	253	76	38
524 RADIOACTIVE ETC MATERIAL	1 021	486	227	266 SYNTHETIC FIBRE TO SPIN	517	250	111
531 SYNT DYE NAT INDOG, LAKES	3 835	8 333	3 751	268 WOOL (EXC TOPS), ANML HAIR	318	85	42
532 DYES NES, TANNING PRODS	2 338	790	227	269 WASTE OF TEXTILE FABRICS	19 514	1 903	866
541 MEDICINAL ETC PRODUCTS	753	1 729	3 751	277 NATURAL ABRASIVES NES	18	177	77
551 ESSENTIAL OIL, PERFUME, ETC	340	2 461	358	278 OTHER CRUDE MINERALS	3 522	811	376
553 PERFUMERY, COSMETICS, ETC	156	239	791	282 IRON AND STEEL SCRAP	1 184 926	24 369	11 599
582 PROD OF CONDENSATION ETC	544	222	1 123	287 BASE METAL ORES, CONC NES	7 460	1 150	536
598 MISC CHEMICAL PRODS NES	1 060	290	109	288 NONFERR METAL SCRAP NES	57 597	7 672	3 542
611 LEATHER	16 951	97 080	108	291 CRUDE ANIMAL MTRJALS NES	157	886	419
612 LEATHER ETC MANUFACTURES	5 828	45 928	133	292 CRUDE VEG MATERIALS NES	1 377	1 546	733
625 RUBBER TYRES, TUBES	1 432	565	44	322 COAL, LIGNITE, PEAT	5 000	289	142
628 RUBBER ARTICLES NES	1 302	817	21	324 PETROLEUM PRODUCTS, REFIN	19 014	7 614	3 572
634 VENEERS, PLYWOOD, ETC	4 823	2 126	264	335 RESIDUAL PETRLM PROD NES	57 206	7 140	3 268
635 WOOD MANUFACTURES NES	1 290	1 354	381	423 FIXED VEG OILS, SOFT	80 340	4 237	2 069
642 ARTICLES OF PAPER ETC	61	169	978	431 PROCESD ANML VEG OIL, ETC	1 472	350	164
651 TEXTILE YARN AND THREAD	66 207	22 431	636	511 HYDROCARBONS NES, DERIVS	12 251	2 864	1 325
652 COTTON FABRICS, WOVEN	52 198	41 487	80	512 ALCOHOLS, PHENOLS, ETC	138 927	29 569	13 895
653 WOVN MAN-MADE FIB FABRIC	882	764	10 286	513 ORGANIC ACIDS, ETC	37 768	13 170	6 091
654 OTH WOVEN TEXTILE FABRIC	16 969	29 258	18 471	514 NITROGEN-FUNCTN COMPOUNDS	52 797	45 725	20 914
656 LACE, RIBBONS, TULLE, ETC	162	1 075	370	515 ORG-INORG COMPOUNDS ETC	19 387	22 312	10 220
657 SPECIAL TEXTILE ETC PROD	226	79	13 458	516 OTHER ORGANIC CHEMICALS	37 640	35 124	16 243
658 TEXTILE ARTICLES NES	36 598	25 613	504	522 INORG ELEMNTS, OXIDES, ETC	40 681	14 116	6 510
659 FLOOR COVERINGS ETC	100 221	246 499	37	523 OTHR INORGANIC CHEMICALS	24 547	6 607	3 054
661 CEMENT ETC BUILDING PROD	77 060	2 854	11 523	524 RADIOACTIVE ETC MATERIAL	17	388	179
663 OTH NONMETAL MINERAL MFS	276	1 891	113	531 SYNT DYE, NAT INDOG, LAKES	2 274	8 655	4 032
665 GLASSWARE	8 400	6 714	1 348	532 DYES NES, TANNING PRODS	11 575	2 923	1 345
667 PEARL, PREC-, SEMI-P STONE	391	60 365	873	533 PIGMENTS, PAINTS, ETC	25 093	11 962	5 651
671 PIG IRON ETC	67 894	7 274	3 083	541 MEDICINAL ETC PRODUCTS	3 445	23 848	10 997
672 IRON, STL PRIMARY FORMS	83	320	27 848	551 ESSENTIAL OIL, PERFUME, ETC	561	1 565	712
678 IRON, STL TUBES, PIPES, ETC	468	97	341	553 PERFUMERY, COSMETICS, ETC	44	179	80
679 IRN, STL CASTINGS UNWORKE	2 205	217	155	554 SOAPS, CLEANING ETC PREPS	17 160	4 143	1 896
684 ALUMINIUM	431	212	44	562 FERTILIZERS MANUFACTURED	2 875 830	46 176	21 451
693 WIRE PRODUCTS NON ELECTR	1 065	259	106	572 EXPLOSIVES, PYROTECH PROD	30	241	113
694 STL, COPPR NAILS, NUTS, ETC	778	347	92	582 PROD OF CONDENSATION ETC	23 506	15 780	7 366
695 TOOLS	14 693	14 693	114	583 PROD OF POLYMERIZING ETC	38 668	15 822	7 369
697 BASE MTL HOUSEHOLD EQUIP	3 486	5 543	153	584 CELLULOSE DERIVATIVES ETC	5 712	3 561	1 664
699 OTHER METAL MANUFACTURES	4 433	2 180	6 832	585 PLASTIC MATERIALS NES	86	128	60
713 INTRNL COMBUS PISTN ENGN	721	3 776	2 592	591 PESTICIDES, DISINFECTANTS	2 377	540	245
714 ENGINES & MOTORS NES	204	9 269	1 016	592 STARCH, INULIN, GLUTEN, ETC	414	449	209
716 ROTATING ELECTRIC PLANT	289	559	1 750	598 MISC CHEMICAL PRODS NES	86 204	31 259	14 393
723 CIVIL ENGINEER EQUIP ETC	1 617	150	4 251	605 INDUSTRIAL PLANT, CHAP 73	1 007	1 244	556
724 TEXTILE, LEATHER MACHNRY	1 760	2 769	270	611 LEATHER	772	915	407
			69	612 LEATHER ETC MANUFACTURES	413	808	383
			1 225	621 MATERIALS OF RUBBER	1 299	1 784	788



7 IMPORTS AND EXPORTS (SPECIAL TRADE) BY COUNTRIES OF PRODUCTION AND CONSUMPTION AND BY GROUPS OF THE SITC-REV. II 1986

GROUP DESCRIPTION	DT = 100 KG	1 000 DM	1 000 \$	GROUP DESCRIPTION	DT = 100 KG	1 000 DM	1 000 \$
625 RUBBER TYRES, TUBES	106	158	72	897 GOLD SILVER WARE, JEWELRY	6	440	202
628 RUBBER ARTICLES NES	9 292	11 687	5 236	898 MUSICAL INSTRUMENTS, PTS	1 215	5 943	2 708
634 VENEERS, PLYWOOD, ETC	594	204	95	899 OTHER MANUFACTURED GOODS	299	2 301	1 083
635 WOOD MANUFACTURES NES	26	203	91	951 WAR FIREARMS, AMMUNITION	401	3 308	1 558
641 PAPER AND PAPERBOARD	35 562	20 401	9 457	971 GOLD, NON MONETARY NES		191	86
642 ARTICLES OF PAPER ETC	1 315	1 115	522				
651 TEXTILE YARN AND THREAD	11 232	8 080	3 720	BANGLADESH			
652 COTTON FABRICS, WOVEN	55	91	44				
653 WOVN MAN-MADE FIB FABRIC	568	791	369	IMPORTS	169 200	70 544	32 786
654 OTH WOVEN TEXTILE FABRIC	116	327	153				
655 KNIT ETC FABRICS	281	192	88	011 MEAT FRESH, CHILLD, FROZEN	440	454	206
656 LACE, RIBBONS, TULLE, ETC	60	291	140	036 SHELL FISH FRESH, FROZEN	7 706	19 563	9 006
657 SPECIAL TEXTILE ETC PROD	1 551	6 999	3 250	074 TEA AND MATE	3 599	1 583	730
658 TEXTILE ARTICLES NES	118	102	44	121 TOBACCO UNMNFCTRD, REFUSE	458	209	96
662 CLAY REFRACTORY BLDG PRD	18 311	4 389	1 999	264 JUTE, OTH TEX BAST FIBRES	28 938	1 399	643
663 OTH NONMETAL MINERAL MFS	6 124	10 201	4 727	611 LEATHER	1 339	5 470	2 447
664 GLASS	21 490	5 462	2 502	651 TEXTILE YARN AND THREAD	31 583	5 736	2 639
665 GLASSWARE	334	1 627	738	654 OTH WOVEN TEXTILE FABRIC	6 670	1 118	509
667 PEARL, PREC-, SEMI-P STONE	387	8 782	4 088	658 TEXTILE ARTICLES NES	77 214	13 225	6 163
671 PIG IRON ETC	30 413	7 927	3 765	659 FLOOR COVERINGS ETC	353	264	121
672 IRON, STL PRIMARY FORMS	877 308	62 128	28 980	831 TRAVEL GOODS, HANDBAGS	307	271	130
673 IRON AND STEEL SHAPES	102 509	12 489	5 790	842 MEN'S OUTERWEAR NOT KNIT	1 335	3 487	1 701
674 IRN, STL UNIV, PLATE, SHEET	2 007 097	169 396	77 636	843 WOMENS OUTERWEAR NONKNIT	1 584	4 658	2 172
675 IRON, STEEL HOOP, STRIP	117 536	26 414	12 352	844 UNDERWEAR NOT KNIT	4 894	10 639	5 071
676 RAILWAY RAILS ETC IRN, STL	82 344	7 478	3 434	846 UNDERWEAR KNITTED	352	702	340
677 IRN, STL WIRE EXCL W ROD	6 129	3 404	1 548	847 TXTL CLTHNG ACCESSRYS NES	201	404	176
678 IRON, STL TUBES, PIPES, ETC	1 040 529	186 014	84 960	894 TOYS, SPORTING GOODS, ETC	89	67	31
679 IRN, STL CASTINGS UNWORKE	2 273	1 056	477	899 OTHER MANUFACTURED GOODS	1 056	746	350
681 SILVER, PLATINUM, ETC	33	1 399	645				
682 COPPER EXC CEMENT COPPER	42 291	17 844	8 485	EXPORTS	1 568 814	214 208	98 761
683 NICKEL	806	2 143	985				
684 ALUMINIUM	8 716	11 069	5 291	041 WHEAT ETC UNMILLED	299 903	14 172	6 231
685 LEAD	30 304	2 580	1 278	048 CEREAL ETC PREPARATIONS	255	246	116
686 ZINC	417	134	62	061 SUGAR AND HONEY	14 114	762	345
687 TIN	494	770	367	098 EDIBLE PRODUCTS, PREPS NES	129	101	43
689 NON-FER BASE METALS NES	187	1 477	667	112 ALCOHOLIC BEVERAGES	2 125	313	143
691 STRUCTURES AND PARTS NES	7 854	11 821	5 445	233 RUBBER, SYNTHETIC, RECLAIMD	240	103	49
692 METAL TANKS, BOXES, ETC	15 908	9 524	4 311	273 STONE, SAND AND GRAVEL	5 307	174	79
693 WIRE PRODUCTS NON ELECTR	103	412	189	278 OTHER CRUDE MINERALS	2 735	94	45
694 STL, COPPR NAILS, NUTS, ETC	766	2 364	1 092	292 CRUDE VEG MATERIALS NES	136	121	54
695 TOOLS	1 955	12 468	5 745	334 PETROLEUM PRODUCTS, REFIN	4 991	1 354	636
699 OTHER METAL MANUFACTURES	15 746	22 378	10 239	335 RESIDUAL PETRLM PROD NES	3 997	517	235
700 INDUSTRIAL PLANT, CHAP 84	38 667	173 193	77 572	431 PROCESD ANML VEG OIL, ETC	493	106	47
703 INDUSTRIAL PLANT, CHAP 85	815	16 531	7 707	511 HYDROCARBONS NES, DERIVS	342	130	56
711 STEAM BOILERS & AUX PLNT	13 284	27 130	12 726	512 ALCOHOLS, PHENOLS, ETC	2 856	513	232
712 STEAM ENGINES TURBINES	6 331	55 377	25 775	513 ORGANIC ACIDS, ETC	9 812	1 659	766
713 INTRNL COMBUS PISTN ENGN	5 194	26 518	12 838	514 NITROGEN-FUNCTN COMPOUNDS	1 453	1 250	579
714 ENGINES & MOTORS NES	95	4 853	2 224	515 ORG-INORG COMPOUNDS ETC	125	1 288	579
716 ROTATING ELECTRIC PLANT	21 865	80 635	37 550	516 OTHER ORGANIC CHEMICALS	503	859	398
718 OTH POWER GENERATG MACHY	1 041	5 144	2 373	522 INORG ELEMNTS, OXIDES, ETC	45 153	4 215	1 935
721 AGRIC MACHY, EXC TRACTORS	158	891	413	523 OTHR INORGANIC CHEMICALS	7 108	1 421	645
722 TRACTORS NON-ROAD	923	1 072	480	531 SYNT DYE, NAT INDGO, LAKES	2 428	4 402	2 033
723 CIVIL ENGINEERG EQUIP ETC	26 493	39 601	18 391	532 DYES NES, TANNING PRODS	14 663	2 876	1 348
724 TEXTILE, LEATHER MACHNRY	28 290	107 407	50 281	533 PIGMENTS, PAINTS, ETC	1 910	970	447
725 PAPER ETC MILL MACHINERY	4 259	8 899	4 047	541 MEDICINAL ETC PRODUCTS	2 192	13 245	6 165
726 PRINTG, BKBDNG MACHY, PTS	5 063	26 822	12 453	551 ESSENTL OIL, PERFUME, ETC	238	645	293
727 FOOD MACHRY NON-DOMESTIC	732	3 351	1 509	554 SOAPS, CLEANING ETC PREPS	2 737	891	409
728 OTH MACHY FOR SPCL INDUS	46 598	147 510	69 157	582 PROD OF CONDENSATION ETC	2 782	1 008	471
736 MACHINE TOOLS FOR METAL	53 087	146 296	67 220	583 PROD OF POLYMERIZING ETC	12 662	3 951	1 858
737 METALWORKING MACHNRY NES	5 562	24 226	10 931	584 CELLULOSE DERIVATIVES ETC	599	445	211
741 HEATING, COOLING EQUIPMNT	13 031	54 853	25 627	591 PESTICIDES, DISINFECTANTS	1 725	1 041	496
742 PUMPS FOR LIQUIDS ETC	6 949	38 276	17 663	592 STARCH, INULIN, GLUTEN, ETC	34 529	1 440	665
743 PUMPS NES, CENTRIFUGES ETC	16 996	80 412	37 407	598 MISC CHEMICAL PRODS NES	8 337	2 061	941
744 MECHANICAL HANDLING EQU	32 519	51 327	24 093	621 MATERIALS OF RUBBER	400	408	169
745 NONELEC MACHY, TOOLS NES	2 736	21 354	9 909	628 RUBBER ARTICLES NES	18	94	42
749 NONELEC MACH PTS, ACC NES	44 062	131 925	61 071	641 PAPER AND PAPERBOARD	2 080	416	191
751 OFFICE MACHINES	225	3 678	1 651	642 ARTICLES OF PAPER ETC	399	137	63
752 AUTOMATIC DATA PROC EQUIP	683	20 971	10 140	657 SPECIAL TEXTILE ETC PROD	188	371	171
759 OFFICE & ADP MCH PTS, ACC	222	2 543	1 175	662 CLAY, REFRACTORY BLDG PRD	1 232	173	80
761 TELEVISION RECEIVERS	37	282	135	663 OTH NONMETAL MINERAL MFS	637	465	221
762 RADIO BROADCAST RECEIVRS	5	470	209	664 GLASS	708	95	45
763 SOUND RECORDRS, PHONOGRPH	22	1 872	879	665 GLASSWARE	187	295	143
764 TELECOM EQPT, PTS, ACC NES	2 648	47 250	21 931	671 PIG IRON ETC	10 195	529	218
771 ELECTRIC POWER MACHY NES	3 811	15 443	7 073	673 IRON AND STEEL SHAPES	4 894	531	249
772 SWITCHGEAR ETC & PTS NES	4 603	61 036	28 528	674 IRN, STL UNIV, PLATE, SHEET	20 569	2 025	989
773 ELECTR DISTRIBUTING MACH	34 015	44 660	21 432	675 IRON, STEEL HOOP, STRIP	9 164	621	297
774 ELECTRO-MEDCL, XRAY EQUIP	1 919	37 203	17 447	677 IRN, STL WIRE EXCL W ROD	3 049	448	199
775 HOUSEHOLD TYPE EQUIP NES	427	1 651	782	678 IRON, STL TUBES, PIPES, ETC	1 187	685	306
776 TRANSISTORS, VALVES, ETC	4 081	24 705	11 685	682 COPPER EXC CEMENT COPPER	1 456	948	432
778 ELECTRICAL MACHINERY NES	4 812	26 341	12 350	684 ALUMINIUM	65	98	46
781 PASS MOTOR VEH EXC BUSES	2 336	7 423	3 434	685 LEAD	363	63	30
782 LORRIES, SPCL MTR VEH NES	3 219	8 695	3 923	691 STRUCTURES AND PARTS NES	10 327	2 926	1 342
783 ROAD MOTOR VEHICLES NES	1 344	2 072	941	692 METAL TANKS, BOXES, ETC	249	252	113
784 MOTOR VEHCL PTS, ACC NES	10 512	26 524	12 201	693 WIRE PRODUCTS NON ELECTR	6 549	3 164	1 403
785 MOTOR & OTHER CYCLES ETC	155	452	204	694 STL, COPPR NAILS, NUTS, ETC	4 218	1 354	608
786 VEH NES NONMOTR, TRAILERS	3 894	5 071	2 364	695 TOOLS	602	909	408
791 RAILWAY VEHICLES	17 120	25 060	11 167	699 OTHER METAL MANUFACTURES	782	851	383
792 AIRCRAFT	750	60 803	28 217	700 INDUSTRIAL PLANT, CHAP 84	5 436	7 239	3 465
793 SHIPS AND BOATS	450 404	10 407	4 891	703 INDUSTRIAL PLANT, CHAP 85	26	110	55
801 INDUSTRIAL PLANT, CHAP 90	104	1 082	516	711 STEAM BOILERS & AUX PLNT	597	678	314
812 PLUMB, HEATING, LIGHTING EQU	1 584	1 867	877	712 STEAM ENGINES, TURBINES	41	269	126
821 FURNITURE	482	3 895	1 824	713 INTRNL COMBUS PISTN ENGN	3 689	11 983	5 801
848 HEADGEAR, NONTXL CLOTHNG	32	1 073	524	714 ENGINES & MOTORS NES	7	95	43
871 OPTICAL INSTRUMENTS	147	8 881	4 221	716 ROTATING ELECTRIC PLANT	348	1 244	577
872 MEDICAL INSTRUMENTS NES	1 042	19 684	9 263	721 AGRIC MACHY, EXC TRACTORS	48	196	87
873 METERS & COUNTERS NES	179	1 481	662	722 TRACTORS NON-ROAD	542	626	280
874 MEASURING, CONTROLLING INSTR	5 438	141 269	64 903	723 CIVIL ENGINEERG EQUIP ETC	2 392	2 771	1 266
881 PHOTO APPAR & EQUIPT NES	563	7 123	3 308	724 TEXTILE, LEATHER MACHNRY	3 516	6 107	2 814
882 PHOTO, CINEMA SUPPLIES	5 308	8 218	3 799	725 PAPER ETC MILL MACHINERY	247	841	390
884 OPTICAL GOODS NES	76	4 233	2 010	726 PRINTG BKBDNG MACHY, PTS	1 202	2 074	933
885 WATCHES AND CLOCKS	612	6 047	2 797	727 FOOD MACHRY NON-DOMESTIC	2 333	3 263	1 457
892 PRINTED MATTER	2 099	12 864	6 039	728 OTH MACHY FOR SPCL INDUS	2 000	5 229	2 437
893 ARTICLES OF PLASTIC NES	2 586	7 297	3 412	736 MACHINE TOOLS FOR METAL	187	1 231	601
894 TOYS, SPORTING GOODS, ETC	243	1 222	588	741 HEATING, COOLING EQUIPMNT	2 900	6 185	2 913
895 OFFICE SUPPLIES NES	605	2 468	1 157	742 PUMPS FOR LIQUIDS ETC	213	943	441



## 7 IMPORTS AND EXPORTS (SPECIAL TRADE) BY COUNTRIES OF PRODUCTION AND CONSUMPTION AND BY GROUPS OF THE SITC-REV. II 1986

GROUP DESCRIPTION	DT * 100 KG	1 000 DM	1 000 \$	GROUP DESCRIPTION	DT * 100 KG	1 000 DM	1 000 \$
743 PUMPS NES,CENTRIFUGES ETC	1 581	3 437	1 654	771 ELECTRIC POWER MACHY NES	14	99	47
744 MECHANICAL HANDLING EQU	3 169	5 484	2 623	781 PASS MOTOR VEH EXC BUSES	51	128	64
745 NONELEC MACHY,TOOLS NES	783	4 796	2 313	792 AIRCRAFT		66	30
749 NONELEC MACH PTS,ACC NES	1 621	3 942	1 821	821 FURNITURE	211	105	50
751 OFFICE MACHINES	728	1 762	875	831 TRAVEL GOODS,HANDBAGS	201	548	244
762 RADIO BROADCAST RECEIVRS	4	113	55	842 MENS OUTERWEAR NOT KNIT	11 637	34 646	16 161
764 TELECOM EQPT,PTS,ACC NES	535	4 841	2 215	843 WOMENS OUTERWEAR NONKNIT	9 370	43 013	20 031
771 ELECTRIC POWER MACHY NES	1 734	2 254	1 038	844 UNDERWEAR NOT KNIT	2 636	6 717	3 200
772 SWITCHGEAR ETC & PTS NES	683	4 068	1 904	845 OUTERWEAR KNIT NONELASTC	674	2 745	1 302
773 ELECTR DISTRIBUTING MACH	716	1 901	842	846 UNDERWEAR KNITTED	5 670	18 359	8 594
774 ELECTRO-MEDCL,XRAY EQUIP	127	3 229	1 496	847 TXTL CLTHNG ACCESRYS NES	2 655	7 966	3 745
776 TRANSISTORS,VALVES,ETC		233	108	848 HEADGEAR,NONTXTL CLOTHNG	2 245	8 300	3 836
778 ELECTRICAL MACHINERY NES	1 391	2 597	1 205	874 MEASURNG,CONTROLNG INSTR	1	361	166
781 PASS MOTOR VEH EXC BUSES	786	2 888	1 337	892 PRINTED MATTER	44	89	42
782 LORRIES,SPCL MTR VEH NES	535	894	444	894 TOYS,SPORTING GOODS,ETC	713	1 796	836
784 MOTOR VEHCL PTS,ACC NES	540	3 914	1 783	897 GOLD,SILVER WARE,JEWELRY	5	1 548	726
791 RAILWAY VEHICLES	322	562	251	899 OTHER MANUFACTURED GOODS	1 627	1 066	494
793 SHIPS AND BOATS	958 816	26 500	11 757	941 ZOO ANIMALS,PETS	32	157	71
801 INDUSTRIAL PLANT,CHAP 90	194	247	112				
812 PLUMBNG,HEATNG,LGHTNG EQU	52	470	211	EXPORTS	256 155	166 430	76 678
821 FURNITURE	43	173	74				
871 OPTICAL INSTRUMENTS	3	102	46	001 LIVE ANIMALS	12	184	88
872 MEDICAL INSTRUMENTS NES	22	451	206	022 MILK AND CREAM	301	79	38
873 METERS & COUNTERS NES	192	455	222	035 FISH SALTED,DRIED,SMOKED	700	384	189
874 MEASURNG,CONTROLNG INSTR	280	2 420	1 145	048 CEREAL ETC PREPARATIONS	1 165	62	30
881 PHOTO APPAR & EQUIPT NES	14	250	113	054 VEG ETC FRSH,SMPLY PRSVD	11 694	1 282	554
882 PHOTO,CINEMA SUPPLIES	558	572	252	061 SUGAR AND HONEY	1 987	125	55
884 OPTICAL GOODS NES	29	96	44	073 CHOCOLATE AND PRODUCTS	56	67	33
892 PRINTED MATTER	24	121	54	081 FEEDING STUFF FOR ANIMLS	681	101	48
893 ARTICLES OF PLASTIC NES	248	247	111	098 EDIBLE PRODCTS,PREPS NES	78	90	42
895 OFFICE SUPPLIES NES	235	389	179	112 ALCOHOLIC BEVERAGES	2 348	412	193
898 MUSICAL INSTRUMENTS,PTS	13	82	38	233 RUBBER,SYNTHTC,RECLAIND	730	235	107
				273 STONE,SAND AND GRAVEL	6 650	171	75
MALDIVES				278 OTHER CRUDE MINERALS	44 960	1 137	535
IMPORTS	3 142	1 527	682	292 CRUDE VEG MATERIALS NES	58	152	70
037 FISH ETC PREPD PRSVD NES	2 887	1 452	649	334 PETROLEUM PRODUCTS,REFIN	1 301	379	180
EXPORTS	56 600	8 575	4 010	335 RESIDUAL PETRLM PROD NES	6 134	671	298
				511 HYDROCARBONS NES,DERIVS	296	111	54
				512 ALCOHOLS,PHENOLS,ETC	412	245	112
				513 ORGANIC ACIDS,ETC	7 272	1 111	522
				514 NITROGEN-FUNCTN COMPOUNDS	1 637	1 214	569
046 WHEAT ETC MEAL OR FLOUR	19 954	626	284	515 ORG-INORG COMPOUNDS ETC	1 060	894	412
061 SUGAR AND HONEY	30 000	1 058	488	516 OTHER ORGANIC CHEMICALS	264	241	109
112 ALCOHOLIC BEVERAGES	386	109	46	522 INORG ELEMNTS,OXIDES,ETC	16 044	1 672	766
675 IRON,STEEL HOOP,STRIP	450	77	32	523 OTHR INORGANIC CHEMICALS	19 732	1 395	645
678 IRON,STL TUBES,PIPES,ETC	475	199	92	531 SYNT DYE,NAT INDGO,LAKES	1 268	2 839	1 306
679 IRN,STL CASTINGS UNWORKE	1 057	338	155	532 DYES NES,TANNING PRODS	1 529	310	142
691 STRUCTURES AND PARTS NES	185	199	95	533 PIGMENTS,PAINTS,ETC	9 015	2 541	1 188
699 OTHER METAL MANUFACTURES	28	101	49	541 MEDICINAL ETC PRODUCTS	1 271	6 082	2 751
713 INTRNL COMBUS PISTN ENGN	27	76	35	551 ESSENTL OIL,PERFUME,ETC	160	624	287
714 ENGINES & MOTORS NES	16	428	191	553 PERFUMERY,COSMETICS,ETC	130	184	83
716 ROTATING ELECTRIC PLANT	261	310	152	554 SOAPS,CLEANING ETC PREPS	1 922	854	397
741 HEATING,COOLING EQUIPMNT	51	68	30	562 FERTILIZERS MANUFACTURED	6 401	400	185
742 PUMPS FOR LIQUIDS ETC	144	289	132	572 EXPLOSIVES,PYROTECH PROD	2 668	969	435
743 PUMPS NES,CENTRIFUGES ETC	10	89	42	582 PROD OF CONDENSATION ETC	4 480	1 633	760
744 MECHANICAL HANDLING EQU	562	881	430	583 PROD OF POLYMERIZING ETC	9 204	2 617	1 198
749 NONELEC MACH PTS,ACC NES	31	73	33	591 PESTICIDES,DISINFECTANTS	8 089	5 703	2 621
764 TELECOM EQPT,PTS,ACC NES	14	541	250	592 STARCH,INULIN,GLUTEN,ETC	646	177	83
782 LORRIES,SPCL MTR VEH NES	339	762	375	598 MISC CHEMICAL PRODS NES	2 674	1 551	717
786 VEH NES NONMOTR,TRAILERS	121	141	70	605 INDUSTRIAL PLANT,CHAP 73	209	519	240
851 FOOTWEAR	31	157	77	611 LEATHER	143	323	142
874 MEASURNG,CONTROLNG INSTR	2	63	30	612 LEATHER ETC MANUFACTURES	12	100	48
893 ARTICLES OF PLASTIC NES	1 195	308	146	621 MATERIALS OF RUBBER	41	155	75
894 TOYS,SPORTING GOODS ETC	14	69	33	625 RUBBER TYRES,TUBES	320	328	147
				628 RUBBER ARTICLES NES	48	195	86
SR! LANKA				634 VENEERS,PLYWOOD,ETC	1 839	557	253
IMPORTS	907 721	228 588	106 166	641 PAPER AND PAPERBOARD	8 163	1 814	859
034 FISH FRESH,CHILLED,FROZN	42	496	228	642 ARTICLES OF PAPER ETC	832	598	269
057 FRUIT,NUTS,FRESH,DRIED	75 385	11 188	5 240	651 TEXTILE YARN AND THREAD	4 612	6 944	3 261
058 FRUIT PRESERVED,PREPARED	2 079	701	333	652 COTTON FABRICS,WOVEN	1 808	3 564	1 653
071 COFFEE AND SUBSTITUTES	14 336	8 881	3 914	653 WOVN MAN-MADE FIB FABRIC	2 642	8 664	4 021
072 COCOA	2 344	1 209	528	654 OTH WOVEN TEXTILE FABRIC	844	2 185	1 001
074 TEA AND MATE	30 842	20 690	9 617	655 KNIT ETC FABRICS	671	1 195	533
075 SPICES	2 472	1 270	588	656 LACE,RIBBONS,TULLE,ETC	1 107	1 511	700
081 FEEDING STUFF FOR ANIMLS	25 056	792	350	657 SPECIAL TEXTILE ETC PROD	1 309	3 220	1 463
098 EDIBLE PRODCTS,PREPS NES	149	292	137	658 TEXTILE ARTICLES NES	30	134	63
223 SEEDS FOR OTH FIXED OILS	1 328	94	44	663 OTH NONMETAL MINERAL MFS	366	808	378
232 NATURAL RUBBER,GUMS	65 027	13 923	6 352	664 GLASS	242	92	44
247 OTH WOOD ROUGH,SQUARED	710	235	106	665 GLASSWARE	165	383	184
248 WOOD SHAPED	1 178	893	418	673 IRON AND STEEL SHAPES	1 612	212	94
265 VEG FIBRE,EXCL COTN JUTE	153 838	11 331	5 168	674 IRN,STL UNIV,PLATE,SHEET	6 069	512	226
278 OTHER CRUDE MINERALS	1 160	346	160	675 IRON,STEEL HOOP,STRIP	2 433	450	211
287 BASE METAL ORES,CONC NES	416 545	5 652	2 753	678 IRON,STL TUBES,PIPES,ETC	892	424	185
292 CRUDE VEG MATERIALS NES	12 912	1 399	648	679 IRN,STL CASTINGS UNWORKE	3 030	701	339
424 FIXED VEG OIL NONSOFT	43 780	3 774	1 749	681 SILVER,PLATINUM,ETC		77	38
551 ESSENTL OIL,PERFUME,ETC	112	437	197	682 COPPER EXC CEMENT COPPER	562	437	201
612 LEATHER ETC MANUFACTURES	631	233	107	684 ALUMINIUM	297	215	99
621 MATERIALS OF RUBBER	431	169	75	691 STRUCTURES AND PARTS NES	923	690	326
625 RUBBER TYRES,TUBES	1 445	755	353	692 METAL TANKS,BOXES,ETC	332	182	86
628 RUBBER ARTICLES NES	6 539	2 725	1 251	693 WIRE PRODUCTS NON ELECTR	109	236	109
635 WOOD MANUFACTURES NES	80	168	82	694 STL,COPPR NAILS,NUTS,ETC	62	60	31
651 TEXTILE YARN AND THREAD	1 190	337	151	695 TOOLS	879	1 408	641
657 SPECIAL TEXTILE ETC PROD	72	81	38	696 CUTLERY	28	100	49
658 TEXTILE ARTICLES NES	1 732	2 434	1 103	699 OTHER METAL MANUFACTURES	937	777	354
659 FLOOR COVERINGS ETC	2 076	902	417	700 INDUSTRIAL PLANT,CHAP 84	452	685	314
666 POTTERY	1 127	1 678	778	703 INDUSTRIAL PLANT,CHAP 85	570	4 704	1 992
667 PEARL,PREC-,SEMI-P STONE	1	2 510	1 183	711 STEAM BOILERS & AUX PLNT	70	202	91
699 OTHER METAL MANUFACTURES	30	411	184	712 STEAM ENGINES,TURBINES	11	341	160
714 ENGINES & MOTORS NES	2	138	61	713 INTRNL COMBUS PISTN ENGN	406	2 075	997
726 PRINTNG,BKBINDNG MACHY,PTS	49	83	38	714 ENGINES & MOTORS NES	3	234	105
742 PUMPS FOR LIQUIDS ETC	3	98	46	716 ROTATING ELECTRIC PLANT	1 003	1 280	598
749 NONELEC MACH PTS,ACC NES	18	141	64	718 OTH POWER GENERATNG MACHY	599	3 852	1 637
764 TELECOM EQPT,PTS,ACC NES	3	181	88	721 AGRIC MACHY,EXC TRACTORS	55	74	36
				723 CIVIL ENGINEERG EQUIP ETC	1 522	1 754	808
				724 TEXTILE,LEATHER MACHNRY	880	4 018	1 867



## 7 IMPORTS AND EXPORTS (SPECIAL TRADE) BY COUNTRIES OF PRODUCTION AND CONSUMPTION AND BY GROUPS OF THE SITC-REV. II 1986

GROUP DESCRIPTION	DT = 100 KG	1 000 DM	1 000 \$	GROUP DESCRIPTION	DT = 100 KG	1 000 DM	1 000 \$
725 PAPER ETC MILL MACHINERY	161	523	236	772 SWITCHGEAR ETC & PTS NES	103	337	167
726 PRINTG,BKBDNG MACHY,PTS	522	2 003	931	773 ELECTR DISTRIBUTING MACH	25	95	46
727 FOOD MACHRY NON-DOMESTIC	83	237	112	774 ELECTRO-MEDCL,XRAY EQUIP	2	65	31
728 OTH MACHY FOR SPCL INDUS	1 537	4 333	1 992	778 ELECTRICAL MACHINERY NES	6	119	54
736 MACHINE TOOLS FOR METAL	497	2 116	968	781 PASS MOTOR VEH EXC BUSES	171	365	162
737 METALWORKING MACHNRY NES	201	340	163	782 LORRIES,SPCL MTR VEH NES	482	194	80
741 HEATING,COOLING EQUIPMNT	953	2 442	1 139	784 MOTOR VEHCL PTS,ACC NES	103	164	71
742 PUMPS FOR LIQUIDS ETC	179	556	247	786 VEH NES NONMOTR,TRAILERS	135	127	63
743 PUMPS NES,CENTRIFUGES ETC	189	1 050	497	848 HEADGEAR,NONTXTL CLOTHNG	30	125	62
744 MECHANICAL HANDLING EQU	904	993	462	872 MEDICAL INSTRUMENTS NES	1	77	35
745 NONELEC MACHY,TOOLS NES	855	6 316	2 926	874 MEASURNG,CONTROLNG INSTR	3	131	62
749 NONELEC MACH PTS,ACC NES	381	1 104	512	882 PHOTO,CINEMA SUPPLIES	22	93	44
751 OFFICE MACHINES	38	326	152	885 WATCHES AND CLOCKS	15	92	44
752 AUTOMATIC DATA PROC EQUIP	202	4 294	1 963	893 ARTICLES OF PLASTIC NES	76	65	31
759 OFFICE & ADP MCH PTS,ACC	4	97	44	895 OFFICE SUPPLIES NES	40	91	43
761 TELEVISION RECEIVERS	114	225	101				
763 SOUND RECORDRS,PHONOGRPH	1	108	46	BHUTAN			
764 TELECOM EQPT,PTS,ACC NES	41	1 530	703				
771 ELECTRIC POWER MACHY NES	854	589	274	IMPORTS		1	
772 SWITCHGEAR ETC & PTS NES	602	2 742	1 278				
773 ELECTR DISTRIBUTING MACH	2 643	1 491	740	EXPORTS	9 903	21 217	10 054
774 ELECTRO-MEDCL,XRAY EQUIP	41	535	243				
775 HOUSEHOLD TYPE EQUIP NES	115	304	134	664 GLASS	54	190	95
776 TRANSISTORS,VALVES,ETC	1	203	93	700 INDUSTRIAL PLANT,CHAP 84	6 835	15 838	7 683
778 ELECTRICAL MACHINERY NES	481	3 322	1 513	711 STEAM BOILERS & AUX PLNT	1 594	1 010	413
781 PASS MOTOR VEH EXC BUSES	1 280	2 895	1 341	728 OTH MACHY FOR SPCL INDUS	873	2 562	1 141
782 LORRIES,SPCL MTR VEH NES	233	293	141	741 HEATING,COOLING EQUIPMNT	109	294	126
784 MOTOR VEHCL PTS,ACC NES	833	1 390	638	743 PUMPS NES,CENTRIFUGES ETC	21	93	41
791 RAILWAY VEHICLES	10 418	9 633	4 619	772 SWITCHGEAR ETC & PTS NES	278	583	262
812 PLUMBG,HEATING,LTGNG EQU	195	700	338	776 TRANSISTORS,VALVES,ETC	8	75	34
821 FURNITURE	539	305	144	781 PASS MOTOR VEH EXC BUSES	45	140	66
848 HEADGEAR,NONTXTL CLOTHNG	51	317	137	874 MEASURNG,CONTROLNG INSTR	12	118	53
851 FOOTWEAR	21	114	53	881 PHOTO APPAR & EQUIPT NES	16	133	59
872 MEDICAL INSTRUMENTS NES	116	1 224	564				
874 MEASURNG,CONTROLNG INSTR	311	3 328	1 481	BURMA			
881 PHOTO APPAR & EQUIPT NES	16	237	111				
882 PHOTO,CINEMA SUPPLIES	1 003	1 377	632	IMPORTS	158 074	27 555	12 543
884 OPTICAL GOODS NES	1	170	84				
885 WATCHES AND CLOCKS	25	149	67	036 SHELL FISH FRESH,FROZEN	154	250	111
892 PRINTED MATTER	288	435	203	081 FEEDING STUFF FOR ANIMLS	3 042	87	44
893 ARTICLES OF PLASTIC NES	1 055	1 219	569	247 OTH WOOD ROUGH,SQUARED	74 199	16 421	7 406
894 TOYS,SPORTING GOODS,ETC	257	261	114	248 WOOD SHAPED	4 598	1 110	503
895 OFFICE SUPPLIES NES	139	478	219	287 BASE METAL ORES,CONC NES	60 245	2 529	1 136
898 MUSICAL INSTRUMENTS,PTS	18	143	66	512 ALCOHOLS,PHENOLS,ETC	9 978	2 383	1 111
899 OTHER MANUFACTURED GOODS	392	2 658	1 228	641 PAPER AND PAPERBOARD	4 455	4 170	1 954
				667 PEARL,PREC-,SEMI-P STONE		139	61
NEPAL				EXPORTS	96 960	103 593	47 466
IMPORTS	12 077	52 986	24 539				
074 TEA AND MATE	93	93	43	263 COTTON	444	249	110
211 HIDES,SKINS,UNDRESSED	69	96	48	274 SULPHUR ETC	3 000	240	120
223 SEEDS FOR OTH FIXED OILS	580	104	48	334 PETROLEUM PRODUCTS,REFIN	1 515	492	225
611 LEATHER	127	837	382	424 FIXED VEG OIL NONSOFT	609	92	44
659 FLOOR COVERINGS ETC	10 892	49 741	22 997	431 PROCESD ANML VEG OIL,ETC	948	171	77
697 BASE MTL HOUSEHOLD EQUIP	39	207	97	511 HYDROCARBONS NES,DERIVS	349	90	43
714 ENGINES & MOTORS NES	43	1 015	506	512 ALCOHOLS,PHENOLS,ETC	593	490	240
843 WOMENS OUTERWEAR NONKNIT	23	97	44	515 ORG-INORG COMPOUNDS ETC	23	128	62
844 UNDERWEAR NOT KNIT	30	66	33	516 OTHER ORGANIC CHEMICALS	305	145	62
896 WORKS OF ART ETC	3	117	54	522 INORG ELEMNTS,OXIDES,ETC	4 926	303	133
897 GOLD,SILVER WARE,JEWELRY	2	123	58	523 OTHR INORGANIC CHEMICALS	2 818	524	236
				531 SYNT DYE,NAT INDGO,LAKES	41	124	51
				533 PIGMENTS,PAINTS,ETC	502	785	353
EXPORTS	44 805	23 166	10 524	541 MEDICINAL ETC PRODUCTS	543	4 577	2 083
022 MILK AND CREAM	860	216	107	572 EXPLOSIVES,PYROTECH PROD	300	88	38
335 RESIDUAL PETRLM PROD NES	710	112	54	582 PROD OF CONDENSATION ETC	844	476	212
511 HYDROCARBONS NES,DERIVS	240	108	54	583 PROD OF POLYMERIZING ETC	1 938	423	196
514 NITROGEN-FNCTN COMPOUNDS	565	208	51	591 PESTICIDES,DISINFECTANTS	159	99	48
522 INORG ELEMNTS,OXIDES,ETC	8 949	610	284	592 STARCH,INULIN,GLUTEN,ETC	830	430	197
523 OTHR INORGANIC CHEMICALS	2 522	128	57	598 MISC CHEMICAL PRODS NES	580	389	174
531 SYNT DYE,NAT INDGO,LAKES	72	310	152	605 INDUSTRIAL PLANT,CHAP 73	344	5 725	2 560
532 DYES NES,TANNING PRODS	534	84	37	641 PAPER AND PAPERBOARD	236	180	81
533 PIGMENTS,PAINTS,ETC	270	101	47	651 TEXTILE YARN AND THREAD	93	156	70
541 MEDICINAL ETC PRODUCTS	60	270	125	657 SPECIAL TEXTILE ETC PROD	29	432	193
562 FERTILIZERS MANUFACTURED	2 730	294	142	662 CLAY,REFRACTORY BLDG PRD	492	184	84
572 EXPLOSIVES,PYROTECH PROD	48	335	165	663 OTH'NONMETAL MINERAL MFS	45	97	41
582 PROD OF CONDENSATION ETC	497	217	99	665 GLASSWARE	331	102	50
583 PROD OF POLYMERIZING ETC	18 272	3 884	1 742	672 IRON,STL PRIMARY FORMS	1 208	129	57
598 MISC CHEMICAL PRODS NES	553	135	63	673 IRON AND STEEL SHAPES	3 179	801	348
641 PAPER AND PAPERBOARD	1 270	176	80	674 IRN,STL UNIV,PLATE,SHEET	1 518	292	125
659 FLOOR COVERINGS ETC	90	73	32	675 IRON,STEEL HOOP,STRIP	2 906	951	416
665 GLASSWARE	53	61	30	678 IRON,STL TUBES,PIPES,ETC	24 927	4 554	1 920
684 ALUMINIUM	76	153	72	682 COPPER EXC CEMENT COPPER	153	102	47
692 METAL TANKS,BOXES,ETC	174	217	101	684 ALUMINIUM	73	125	54
695 TOOLS	8	272	124	691 STRUCTURES AND PARTS NES	326	300	137
696 CUTLERY	36	146	62	692 METAL TANKS,BOXES,ETC	418	125	55
697 BASE MTL HOUSEHOLD EQUIP	52	100	45	693 WIRE PRODUCTS NON ELECTR	37	84	37
699 OTHER METAL MANUFACTURES	603	757	344	694 STL,COPPR NAILS,NUTS,ETC	84	90	40
700 INDUSTRIAL PLANT,CHAP 84	182	1 658	742	695 TOOLS	211	779	361
703 INDUSTRIAL PLANT,CHAP 85	44	200	90	699 OTHER METAL MANUFACTURES	6 684	1 618	716
711 STEAM BOILERS & AUX PLNT	71	158	70	700 INDUSTRIAL PLANT,CHAP 84	442	1 847	820
723 CIVIL ENGINEERG EQUIP ETC	866	1 630	727	703 INDUSTRIAL PLANT,CHAP 85	750	2 765	1 332
724 TEXTILE,LEATHER MACHNRY	586	1 468	605	711 STEAM BOILERS & AUX PLNT	284	684	281
725 PAPER ETC MILL MACHINERY	4	63	31	712 STEAM ENGINES,TURBINES	30	329	146
726 PRINTG,BKBDNG MACHY,PTS	16	154	69	713 INTRNL COMBUS PISTN ENGN	193	1 958	910
728 OTH MACHY FOR SPCL INDUS	80	346	168	716 ROTATING ELECTRIC PLANT	125	513	227
736 MACHINE TOOLS FOR METAL	151	500	219	723 CIVIL ENGINEERG EQUIP ETC	416	656	292
741 HEATING,COOLING EQUIPMNT	335	685	306	724 TEXTILE,LEATHER MACHNRY	31	269	123
742 PUMPS FOR LIQUIDS ETC	5	77	33	725 PAPER ETC MILL MACHINERY	1 090	4 585	1 882
743 PUMPS NES,CENTRIFUGES ETC	54	336	152	726 PRINTG,BKBDNG MACHY,PTS	86	595	254
744 MECHANICAL HANDLING EQU	149	431	204	728 OTH MACHY FOR SPCL INDUS	415	1 454	640
745 NONELEC MACHY,TOOLS NES	470	1 627	727	736 MACHINE TOOLS FOR METAL	362	1 867	842
749 NONELEC MACH PTS,ACC NES	40	167	77	737 METALWORKING MACHNRY NES	101	1 101	486
751 OFFICE MACHINES	10	113	51	741 HEATING,COOLING EQUIPMNT	4 975	2 272	1 011
764 TELECOM EQPT,PTS,ACC NES	4	178	77	742 PUMPS FOR LIQUIDS ETC	38	178	77
				743 PUMPS NES,CENTRIFUGES ETC	187	861	391



## 7 IMPORTS AND EXPORTS (SPECIAL TRADE) BY COUNTRIES OF PRODUCTION AND CONSUMPTION AND BY GROUPS OF THE SITC-REV. 11 1986

GROUP DESCRIPTION	DT = 100 KG	1 000 DM	1 000 \$	GROUP DESCRIPTION	DT = 100 KG	1 000 DM	1 000 \$
744 MECHANICAL HANDLING EQU	2 017	2 181	945	773 ELECTR DISTRIBUTING MACH	46	521	237
745 NONELEC MACHY, TOOLS NES	89	754	344	776 TRANSISTORS, VALVES, ETC	772	71 752	33 202
749 NONELEC MACH PTS, ACC NES	37	215	96	778 ELECTRICAL MACHINERY NES	98	615	281
752 AUTOMATIC DATA PROC EQUIP	6	134	59	781 PASS MOTOR VEH EXC BUSES	56	110	49
759 OFFICE & ADP MCH PTS, ACC		120	50	792 AIRCRAFT	4	157	73
764 TELECOM EQPT, PTS, ACC NES	696	7 104	3 416	812 PLUMBGG, HEATNG, LGHTNG EQU	89	147	70
771 ELECTRIC POWER MACHY NES	4 157	4 755	2 211	821 FURNITURE	15 776	15 199	7 159
772 SWITCHGEAR ETC & PTS NES	98	555	250	831 TRAVEL GOODS, HANDBAGS	10 327	26 623	12 488
773 ELECTR DISTRIBUTING MACH	261	197	87	842 MENS OUTERWEAR NOT KNIT	17 455	41 462	19 237
774 ELECTRO-MEDCL, XRAY EQUIP	14	362	180	843 WOMENS OUTERWEAR NONKNIT	14 205	45 674	21 099
775 HOUSEHOLD TYPE EQUIP NES	30	118	54	844 UNDERWEAR NOT KNIT	1 433	5 397	2 518
776 TRANSISTORS, VALVES, ETC	4	256	128	845 OUTERWEAR KNIT NONELASTC	31 774	89 717	41 548
778 ELECTRICAL MACHINERY NES	3 470	1 633	764	846 UNDERWEAR KNITTED	14 530	44 199	20 099
781 PASS MOTOR VEH EXC BUSES	113	300	142	847 TXTL CLTHNG ACCESRYS NES	4 065	7 343	3 285
782 LORRIES, SPCL MTR VEH NES	286	1 194	513	848 HEADGEAR, NONTXTL CLOTHNG	7 983	9 639	4 374
784 MOTOR VEHCL PTS, ACC NES	255	375	183	851 FOOTWEAR	1 245	2 963	1 370
786 VEH NES NONMOTR, TRAILERS	160	247	111	874 MEASURNG, CONTROLNG INSTR	10	1 756	787
791 RAILWAY VEHICLES	3 672	18 333	9 202	884 OPTICAL GOODS NES	471	3 946	1 839
793 SHIPS AND BOATS	61	69	34	885 WATCHES AND CLOCKS	144	8 531	3 979
801 INDUSTRIAL PLANT, CHAP 90	5	93	41	892 PRINTED MATTER	114	144	69
872 MEDICAL INSTRUMENTS NES	77	913	407	893 ARTICLES OF PLASTIC NES	17 618	7 669	3 562
874 MEASURNG, CONTROLNG INSTR	258	4 105	1 757	894 TOYS, SPORTING GOODS, ETC	2 514	5 199	2 400
882 PHOTO, CINEMA SUPPLIES	29	149	69	895 OFFICE SUPPLIES NES	22	111	51
892 PRINTED MATTER	582	6 255	2 772	896 WORKS OF ART ETC	84	1 193	535
893 ARTICLES OF PLASTIC NES	1 381	435	200	897 GOLD, SILVER WARE, JEWELRY	176	30 960	14 552
895 OFFICE SUPPLIES NES	34	81	33	898 MUSICAL INSTRUMENTS, PTS	719	802	370
				899 OTHER MANUFACTURED GOODS	3 016	3 810	1 742
THAILAND				941 ZOO ANIMALS, PETS	25	197	89
IMPORTS	14 369 526	1 354 379	622 866	EXPORTS	1 308 217	934 591	432 090
011 MEAT FRESH, CHILLD, FROZEN	8 145	6 009	2 799	037 FISH ETC PREPD PRSVD NES	9	455	212
014 MEAT PREPD, PRSVD, NES ETC	230	151	76	048 CEREAL ETC PREPARATIONS	52 801	3 791	1 765
034 FISH FRESH, CHILLED, FROZ	323	918	424	054 VEG ETC FRSH, SMPLY PRSVD	727	1 875	827
036 SHELL FISH FRESH, FROZEN	17 761	16 392	7 632	061 SUGAR AND HONEY	1 009	159	71
037 FISH ETC PREPD PRSVD NES	165 370	68 846	31 765	081 FEEDING STUFF FOR ANIMLS	5 362	3 176	1 430
042 RICE	407 729	27 378	12 325	098 EDIBLE PRODCTS, PREPS NES	967	833	388
044 MAIZE UNMILLED	196	171	81	112 ALCOHOLIC BEVERAGES	463	178	84
048 CEREAL ETC PREPARATIONS	983	260	115	122 TOBACCO MFERS	11	63	32
054 VEG ETC FRSH, SMPLY PRSVD	11 795 677	367 041	169 041	233 RUBBER, SYNTHTIC, RECLAIMD	7 047	2 083	956
056 VEGTBLES ETC PRSVD, PREPD	14 428	2 095	967	251 PULP AND WASTE PAPER	1 451	160	75
057 FRUIT, NUTS, FRESH, DRIED	3 498	1 885	876	263 COTTON	2 179	430	203
058 FRUIT PRESERVED, PREPARED	363 733	45 013	20 259	267 OTHER MAN-MADE FIBRES	756	415	169
061 SUGAR AND HONEY	514 026	9 679	4 288	273 STONE, SAND AND GRAVEL	4 238	136	62
071 COFFEE AND SUBSTITUTES	2 998	2 064	985	274 SULPHUR ETC	1 830	408	189
075 SPICES	5 598	5 695	2 659	278 OTHER CRUDE MINERALS	2 061	244	113
081 FEEDING STUFF FOR ANIMLS	34 723	3 987	1 846	292 CRUDE VEG MATERIALS NES	271	394	175
098 EDIBLE PRODCTS, PREPS NES	12 834	3 167	1 456	334 PETROLEUM PRODUCTS, REFIN	13 702	3 655	1 717
121 TOBACCO UNMNFCTDR, REFUSE	55 521	37 993	17 581	335 RESIDUAL PETRLM PROD NES	2 675	517	237
211 HIDES, SKINS, UNDERESSED	1 115	832	372	423 FIXED VEG OILS, SOFT	5 088	512	219
232 NATURAL RUBBER, GUMS	271 481	50 064	23 383	424 FIXED VEG OIL NONSOFT	1 369	245	109
248 WOOD SHAPED	437	105	46	431 PROCESD ANML VEG OIL, ETC	7 514	1 544	716
263 COTTON	8 559	1 624	735	511 HYDROCARBONS NES, DERIVS	10 872	2 797	1 277
265 VEG FIBRE, EXCL COTN JUTE	6 002	591	258	512 ALCOHOLS, PHENOLS, ETC	9 529	3 482	1 615
269 WASTE OF TEXTILE FABRICS	1 386	242	114	513 ORGANIC ACIDS, ETC	22 656	5 232	2 347
278 OTHER CRUDE MINERALS	59 228	2 743	1 286	514 NITROGEN-FUNCTN COMPOUNDS	10 431	7 292	3 358
287 BASE METAL ORES, CONC NES	68 288	5 092	2 381	515 ORG-INORG COMPOUNDS ETC	2 946	8 230	3 833
288 NONFERR METAL SCRAP NES	6 866	1 475	678	516 OTHER ORGANIC CHEMICALS	3 154	1 952	914
291 CRUDE ANIMAL MTRIALS NES	4 185	5 573	2 557	522 INORG ELEMNTS, OXIDES, ETC	53 576	10 227	4 716
292 CRUDE VEG MATERIALS NES	23 664	16 169	7 281	523 OTHR INORGANIC CHEMICALS	37 929	6 540	3 029
431 PROCESD ANML VEG OIL ETC	32 068	2 310	1 043	531 SYNT DYE, NAT INDOGO, LAKES	14 349	31 531	14 556
513 ORGANIC ACIDS, ETC	2 116	534	244	532 DYES NES, TANNING PRODS	11 184	2 366	1 102
514 NITROGEN-FUNCTN COMPOUNDS	3 224	1 485	673	533 PIGMENTS, PAINTS, ETC	19 187	11 037	5 127
541 MEDICINAL ETC PRODUCTS	72	172	86	541 MEDICINAL ETC PRODUCTS	9 064	40 111	18 509
585 PLASTIC MATERIALS NES	2 286	271	126	551 ESSENTL OIL, PERFUME, ETC	397	1 665	778
592 STARCH, INULIN, GLUTEN, ETC	14 664	877	394	553 PERFUMERY, COSMETICS, ETC	657	915	428
598 MISC CHEMICAL PRODS NES	1 060	95	47	554 SOAPS, CLEANING ETC PREPS	15 504	5 430	2 511
611 LEATHER	3 317	8 669	3 968	562 FERTILIZERS MANUFACTURED	35 369	1 761	802
612 LEATHER ETC MANUFACTURES	11 624	8 844	4 060	572 EXPLOSIVES, PYROTECH PROD	507	1 443	669
613 FUR SKINS TANNED, DRESSED	49	105	52	582 PROD OF CONDENSATION ETC	30 206	17 108	7 998
621 MATERIALS OF RUBBER	1 044	290	134	583 PROD OF POLYMERIZING ETC	69 532	17 806	8 318
625 RUBBER TYRES, TUBES	2 967	1 208	544	584 CELLULOSE DERIVATIVES ETC	854	759	353
628 RUBBER ARTICLES NES	10 378	3 008	1 393	585 PLASTIC MATERIALS NES	780	959	448
634 VENEERS, PLYWOOD, ETC	1 553	1 686	774	591 PESTICIDES, DISINFECTANTS	20 317	16 261	7 383
635 WOOD MANUFACTURES NES	46 935	13 699	6 294	592 STARCH, INULIN, GLUTEN, ETC	17 229	2 964	1 376
641 PAPER AND PAPERBOARD	7 111	303	143	598 MISC CHEMICAL PRODS NES	54 175	19 073	8 852
642 ARTICLES OF PAPER ETC	78	130	58	605 INDUSTRIAL PLANT, CHAP 73	73	203	93
651 TEXTILE YARN AND THREAD	15 893	4 954	2 286	621 MATERIALS OF RUBBER	481	724	338
652 COTTON FABRICS, WOVEN	37 351	34 459	15 371	625 RUBBER TYRES, TUBES	1 952	1 368	658
653 WOVN MAN-MADE FIB FABRIC	34 769	31 128	13 735	628 RUBBER ARTICLES NES	971	2 097	959
654 OTH WOVEN TEXTILE FABRIC	450	1 589	727	633 CORK MANUFACTURES	126	165	75
657 SPECIAL TEXTILE ETC PROD	2 072	1 182	543	634 VENEERS, PLYWOOD, ETC	586	335	150
658 TEXTILE ARTICLES NES	4 559	4 101	1 928	635 WOOD MANUFACTURES NES	838	234	110
659 FLOOR COVERINGS ETC	118	292	137	641 PAPER AND PAPERBOARD	32 884	8 172	3 876
662 CLAY, REFRACTORY BLDG PRD	91 431	10 282	4 625	642 ARTICLES OF PAPER ETC	4 175	3 347	1 532
663 OTH NONMETAL MINERAL MFS	987	116	54	651 TEXTILE YARN AND THREAD	1 400	2 118	977
664 GLASS	1 840	751	360	652 COTTON FABRICS, WOVEN	396	909	416
665 GLASSWARE	149	87	40	653 WOVN MAN-MADE FIB FABRIC	882	2 358	1 099
666 POTTERY	6 141	1 229	546	654 OTH WOVEN TEXTILE FABRIC	285	617	275
667 PEARL, PREC-, SEMI-P STONE	10	31 176	14 438	655 KNIT ETC FABRICS	96	419	194
687 TIN	22 969	38 912	17 467	656 LACE, RIBBONS, TULLE, ETC	101	272	126
694 STL, COPPR NAILS, NUTS, ETC	1 158	275	132	657 SPECIAL TEXTILE ETC PROD	848	2 700	1 262
696 CUTLERY	65	245	112	658 TEXTILE ARTICLES NES	101	699	329
697 BASE MTL HOUSEHOLD EQUIP	1 239	1 254	586	661 CEMENT ETC BUILDING PROD	217	87	40
699 OTHER METAL MANUFACTURES	606	2 399	1 109	662 CLAY, REFRACTORY BLDG PRD	11 009	2 212	1 003
714 ENGINES & MOTORS NES	21	2 158	1 073	663 OTH NONMETAL MINERAL MFS	2 793	3 945	1 846
716 ROTATING ELECTRIC PLANT	87	798	342	664 GLASS	16 031	2 272	1 052
726 PRINTG, BKBINDG MACHY, PTS	563	127	60	665 GLASSWARE	2 131	2 478	1 144
742 PUMPS FOR LIQUIDS ETC	20	93	44	666 POTTERY	19	155	73
745 NONELEC MACHY, TOOLS NES	70	76	34	667 PEARL, PREC-, SEMI-P STONE	125	12 610	5 982
749 NONELEC MACH PTS, ACC NES	223	2 282	1 106	671 PIG IRON ETC	633	193	87
752 AUTOMATIC DATA PROC EQUIP	720	9 313	4 314	672 IRON, STL PRIMARY FORMS	156 300	5 202	2 503
759 OFFICE & ADP MCH PTS, ACC	4	116	51	673 IRON AND STEEL SHAPES	48 298	3 770	1 768
771 ELECTRIC POWER MACHY NES	2	137	66	674 IRN, STL UNIV, PLATE, SHEET	180 086	9 044	4 319
772 SWITCHGEAR ETC & PTS NES	296	5 599	2 636	675 IRON, STEEL HOOP, STRIP	8 373	1 628	738



7 IMPORTS AND EXPORTS (SPECIAL TRADE) BY COUNTRIES OF PRODUCTION AND CONSUMPTION AND BY GROUPS OF THE SITC-REV. II 1986

GROUP DESCRIPTION	DT = 100 KG	1 000 DM	1 000 \$	GROUP DESCRIPTION	DT = 100 KG	1 000 DM	1 000 \$
677 IRN, STL WIRE EXCL W ROD	576	209	98	VIETNAM			
678 IRON, STL TUBES, PIPES, ETC	1 362	1 071	496				
679 IRN, STL CASTINGS UNWORKED	707	164	76	IMPORTS	59 016	18 522	8 418
681 SILVER, PLATINUM, ETC	179	6 618	3 186				
682 COPPER EXC CEMENT COPPER	874	688	325	036 SHELL FISH FRESH, FROZEN	2 174	6 065	2 659
683 NICKEL	222	638	298	054 VEG ETC FRSH, SMPLY PRSVD	8 477	227	95
684 ALUMINIUM	3 229	3 804	1 770	071 COFFEE AND SUBSTITUTES	4 809	3 725	1 718
685 LEAD	1 505	182	87	074 TEA AND MATE	966	402	196
686 ZINC	801	319	148	075 SPICES	934	796	386
691 STRUCTURES AND PARTS NES	2 755	3 320	1 492	222 SEEDS FOR 'SOFT' FIXED OIL	3 705	454	215
692 METAL TANKS, BOXES, ETC	279	447	208	223 SEEDS FOR OTH FIXED OILS	26 735	1 698	744
693 WIRE PRODUCTS NON ELECTR	8 641	7 050	3 398	232 NATURAL RUBBER, GUMS	6 827	1 132	515
694 STL, COPPR NAILS, NUTS, ETC	170	711	331	291 CRUDE ANIMAL MTRIALS NES	2 080	1 761	841
695 TOOLS	2 172	7 314	3 338	659 FLOOR COVERINGS ETC	400	1 524	717
696 CUTLERY	127	913	421	848 HEADGEAR, NONTXTL CLOTHNG	81	109	49
697 BASE MTL HOUSEHOLD EQUIP	281	509	234	899 OTHER MANUFACTURED GOODS	1 119	260	120
699 OTHER METAL MANUFACTURES	4 150	6 134	2 865	961 COIN NONGOLD, NONCURRENT		97	42
700 INDUSTRIAL PLANT, CHAP 84	1 956	16 337	7 085				
703 INDUSTRIAL PLANT, CHAP 85	601	2 274	1 035	EXPORTS	26 043	20 467	9 477
711 STEAM BOILERS & AUX PLNT	4 093	3 809	1 692				
712 STEAM ENGINES, TURBINES	108	273	133	022 MILK AND CREAM	1 430	368	184
713 INTRNL COMBUS PISTN ENGN	2 793	6 379	3 073	431 PROCESD ANML VEG OIL, ETC	2 534	322	158
714 ENGINES & MOTORS NES	11	1 650	817	514 NITROGEN-FUNCTN COMPOUNDS	850	877	431
716 ROTATING ELECTRIC PLANT	1 013	2 703	1 227	522 INORG ELEMNTS, OXIDES, ETC	11 648	691	322
718 OTH POWER GENERATG MACHY	10	313	153	523 OTHR INORGANIC CHEMICALS	142	103	50
721 AGRIC MACHY EXC TRACTORS	326	721	335	531 SYNT DYE, NAT INDGO, LAKES	12	66	32
722 TRACTORS NON-ROAD	1 254	2 423	1 035	541 MEDICINAL ETC PRODUCTS	280	986	462
723 CIVIL ENGINEERG EQUIP ETC	5 068	7 005	3 245	641 PAPER AND PAPERBOARD	1 200	356	165
724 TEXTILE, LEATHER MACHNRY	11 769	35 262	16 709	651 TEXTILE YARN AND THREAD	439	1 163	508
725 PAPER ETC MILL MACHINERY	1 530	7 016	3 084	663 OTH NONMETAL MINERAL MFS	30	98	40
726 PRINTG, BKBINDG MACHY, PTS	5 558	24 446	11 185	665 GLASSWARE	24	71	33
727 FOOD MACHRY NON-DOMESTIC	465	1 868	894	693 WIRE PRODUCTS NON ELECTR	176	84	42
728 OTH MACHY FOR SPCL INDUS	10 676	24 539	11 316	724 TEXTILE, LEATHER MACHNRY	11	186	88
736 MACHINE TOOLS FOR METAL	16 146	8 003	3 675	725 PAPER ETC MILL MACHINERY	8	73	34
737 METALWORKING MACHNRY NES	102	516	232	726 PRINTG, BKBINDG MACHY, PTS	313	1 148	555
741 HEATING, COOLING EQUIPMNT	5 672	15 055	6 905	727 FOOD MACHRY NON-DOMESTIC	21	74	32
742 PUMPS FOR LIQUIDS ETC	1 201	4 215	1 938	728 OTH MACHY FOR SPCL INDUS	234	491	231
743 PUMPS NES, CENTRIFUGES ETC	2 482	9 590	4 272	736 MACHINE TOOLS FOR METAL	265	571	276
744 MECHANICAL HANDLING EQU	6 242	10 738	4 880	737 METALWORKING MACHNRY NES	9	249	111
745 NONELEC MACHY, TOOLS NES	3 023	14 295	6 552	741 HEATING, COOLING EQUIPMNT	64	402	197
749 NONELEC MACH PTS, ACC NES	3 713	12 373	5 668	742 PUMPS FOR LIQUIDS ETC	282	861	420
751 OFFICE MACHINES	1 213	6 394	2 980	743 PUMPS NES, CENTRIFUGES ETC	37	432	196
752 AUTOMTIC DATA PROC EQUIP	140	4 721	2 261	744 MECHANICAL HANDLING EQU	91	87	40
759 OFFICE & ADP MCH PTS, ACC	142	1 084	499	745 NONELEC MACHY, TOOLS NES	106	566	253
763 SOUND RECORDRS, PHONOGRPH	49	1 705	788	752 AUTOMTIC DATA PROC EQUIP	9	140	66
764 TELECOM EQPT, PTS, ACC NES	1 438	29 938	13 552	764 TELECOM EQPT, PTS, ACC NES	3	112	52
771 ELECTRIC POWER MACHY NES	3 626	4 427	2 018	772 SWITCHGEAR ETC & PTS NES	38	72	34
772 SWITCHGEAR ETC & PTS NES	3 024	16 145	7 359	774 ELECTRO-MEDCL, XRAY EQUIP	4	171	81
773 ELECTR DISTRIBUTING MACH	1 377	4 515	2 148	778 ELECTRICAL MACHINERY NES	2 520	3 930	1 825
774 ELECTRO-MEDCL, XRAY EQUIP	239	3 986	1 800	821 FURNITURE	34	140	64
775 HOUSEHOLD TYPE EQUIP NES	2 368	3 694	1 701	843 WOMENS OUTERWEAR NONKNIT	2	87	33
776 TRANSISTORS, VALVES, ETC	35	55 320	25 798	848 HEADGEAR, NONTXTL CLOTHNG	2	73	33
778 ELECTRICAL MACHINERY NES	2 001	6 402	2 956	872 MEDICAL INSTRUMENTS NES	308	2 736	1 252
781 PASS MOTOR VEH EXC BUSES	7 027	17 760	8 540	874 MEASURNG, CONTROLNG INSTR	50	646	295
782 LORRIES, SPCL MTR VEH NES	2 112	6 552	3 067	885 WATCHES AND CLOCKS	2	82	35
783 ROAD MOTOR VEHICLES NES	41	82	41	893 ARTICLES OF PLASTIC NES	1 384	493	210
784 MOTOR VEHCL PTS, ACC NES	39 672	65 627	30 967	895 OFFICE SUPPLIES NES	7	135	66
786 VEH NES NONMOTR, TRAILERS	1 292	1 454	665				
791 RAILWAY VEHICLES	1 426	4 358	1 823	KAMPUCHEA			
792 AIRCRAFT	314	36 453	16 828				
793 SHIPS AND BOATS	72 095	1 646	798	IMPORTS		10	4
812 PLUMB, HEATNG, LGHTNG EQU	469	1 837	839				
821 FURNITURE	1 641	8 818	3 971	EXPORTS	49	207	77
848 HEADGEAR, NONTXTL CLOTHNG	27	134	57				
851 FOOTWEAR	39	240	111	INDONESIA			
871 OPTICAL INSTRUMENTS	19	654	310				
872 MEDICAL INSTRUMENTS NES	446	7 994	3 714	IMPORTS	7 295 620	861 165	396 596
873 METERS & COUNTERS NES	1 007	1 553	726				
874 MEASURNG, CONTROLNG INSTR	1 446	31 177	14 221	011 MEAT FRESH, CHILLD, FROZEN	378	403	182
881 PHOTO APPAR & EQUIPT NES	152	892	412	034 FISH FRESH, CHILLED, FROZN	41	712	333
882 PHOTO, CINEMA SUPPLIES	3 274	4 896	2 267	036 SHELL FISH FRESH, FROZEN	2 964	7 492	3 539
884 OPTICAL GOODS NES	4	287	136	037 FISH ETC PREPD PRSVD NES	1 094	586	276
885 WATCHES AND CLOCKS	102	1 813	852	048 CEREAL ETC PREPARATIONS	85	80	37
892 PRINTED MATTER	823	1 274	594	054 VEG ETC FRSH, SMPLY PRSVD	45 615	1 571	731
893 ARTICLES OF PLASTIC NES	2 262	4 488	2 084	056 VEGTBLES ETC PRSVD, PREPD	6 753	1 594	759
894 TOYS, SPORTING GOODS, ETC	1 104	2 033	926	057 FRUIT, NUTS, FRESH, DRIED	816	228	100
895 OFFICE SUPPLIES NES	1 754	5 505	2 540	058 FRUIT PRESERVED, PREPARED	60 474	6 537	3 026
896 WORKS OF ART ETC	5	89	43	061 SUGAR AND HONEY	528 270	9 860	4 715
897 GOLD, SILVER WARE, JEWELRY	2	650	294	071 COFFEE AND SUBSTITUTES	200 997	136 424	63 678
898 MUSICAL INSTRUMENTS, PTS	286	1 403	641	072 COCOA	117 116	62 931	28 850
899 OTHER MANUFACTURED GOODS	210	1 270	588	074 TEA AND MATE	18 920	11 979	5 540
941 ZOO ANIMALS, PETS	7	84	37	075 SPICES	52 168	51 246	24 190
951 WAR FIREARMS, AMMUNITION	44	1 040	481	081 FEEDING STUFF FOR ANIMLS	3 011 263	82 537	37 687
971 GOLD, NON MONETARY NES		1 601	757	112 ALCOHOLIC BEVERAGES	989	543	257
				121 TOBACCO UNMNFCTRD, REFUSE	22 411	22 494	10 382
LAOS				211 HIDES, SKINS, UNDRESSED	89	760	336
IMPORTS	736	568	261	232 NATURAL RUBBER, GUMS	385 558	66 682	30 632
				233 RUBBER, SYNTHETIC, RECLAIMD	212	140	62
071 COFFEE AND SUBSTITUTES	726	503	232	247 OTH WOOD ROUGH, SQUARED	22 423	642	316
EXPORTS	1 791	1 839	828	248 WOOD SHAPED	328 725	32 131	14 950
				291 CRUDE ANIMAL MTRIALS NES	694	545	251
726 PRINTG, BKBINDG MACHY, PTS	45	161	78	292 CRUDE VEG MATERIALS NES	18 536	6 080	2 782
727 FOOD MACHRY NON-DOMESTIC	30	118	55	333 CRUDE PETROLEUM	264 380	4 269	2 143
771 ELECTRIC POWER MACHY NES	341	336	164	335 RESIDUAL PETRLM PROD NES	304 683	7 208	3 322
773 ELECTR DISTRIBUTING MACH	642	291	131	424 FIXED VEG OIL NONSOFT	1 253 205	97 330	44 005
778 ELECTRICAL MACHINERY NES	189	159	75	431 PROCESD ANML VEG OIL, ETC	141 075	9 470	4 288
848 HEADGEAR, NONTXTL CLOTHNG	1	73	33	512 ALCOHOLS, PHENOLS, ETC	1 450	414	184
872 MEDICAL INSTRUMENTS NES	19	96	42	513 ORGANIC ACIDS, ETC	350	81	40
874 MEASURNG, CONTROLNG INSTR	10	108	47	514 NITROGEN-FUNCTN COMPOUNDS	4 280	1 249	568
				515 ORG-INORG COMPOUNDS ETC	15	238	112
				541 MEDICINAL ETC PRODUCTS	489	7 622	3 554
				551 ESSENTL OIL, PERFUME, ETC	1 121	2 935	1 314
				598 MISC CHEMICAL PRODS NES	790	77	38
				611 LEATHER	3 433	9 439	4 460
				625 RUBBER TYRES, TUBES	152	62	30



GROUP DESCRIPTION	DT * 100 KG	1 000 DM	1 000 \$	GROUP DESCRIPTION	DT * 100 KG	1 000 DM	1 000 \$
634 VENEERS,PLYWOOD,ETC	281 860	33 652	15 630	652 COTTON FABRICS,WOVEN	170	274	126
635 WOOD MANUFACTURES NES	10 082	1 954	897	653 WOVN MAN-MADE FIB FABRIC	389	899	407
642 ARTICLES OF PAPER ETC	131	74	36	654 OTH WOVEN TEXTILE FABRIC	171	260	123
651 TEXTILE YARN AND THREAD	586	350	166	655 KNIT ETC FABRICS	107	302	142
652 COTTON FABRICS,WOVEN	11 385	9 492	4 385	656 LACE,RIBBONS,TULLE,ETC	332	748	346
653 WOVN MAN-MADE FIB FABRIC	2 609	2 906	1 300	657 SPECIAL TEXTILE ETC PROD	1 091	3 117	1 426
656 LACE,RIBBONS,TULLE,ETC	42	141	57	658 TEXTILE ARTICLES NES	11	76	33
658 TEXTILE ARTICLES NES	670	1 020	487	659 FLOOR COVERINGS ETC	73	89	40
671 PIG IRON ETC	45 704	9 122	4 340	661 CEMENT ETC BUILDING PROD	551	75	35
684 ALUMINIUM	66 031	17 937	7 743	662 CLAY,REFRACTORY BLDG PRD	239 591	30 046	13 893
687 TIN	34 028	54 878	24 815	663 OTH NONMETAL MINERAL MFS	25 971	11 541	5 335
695 TOOLS	33	203	93	664 GLASS	5 378	1 064	482
699 OTHER METAL MANUFACTURES	18	218	102	665 GLASSWARE	1 890	2 250	1 026
712 STEAM ENGINES,TURBINES	18	620	272	666 POTTERY	46	212	95
714 ENGINES & MOTORS NES	7	339	150	671 PIG IRON ETC	5 296	1 048	480
716 ROTATING ELECTRIC PLANT	555	215	95	673 IRON AND STEEL SHAPES	7 298	1 466	680
742 PUMPS FOR LIQUIDS ETC		119	58	674 IRN,STL UNIV,PLATE,SHEET	98 990	7 143	3 521
743 PUMPS NES,CENTRFUGES ETC	7	81	36	675 IRON,STEEL HOOP,STRIP	4 408	987	465
745 NONELEC MACHY,TOOLS NES	20	99	44	677 IRN,STL WIRE EXCL W ROD	5 376	1 265	582
749 NONELEC MACH PTS,ACC NES	2	286	134	678 IRON,STL TUBES,PIPES,ETC	41 656	6 687	3 199
759 OFFICE & ADP MCH PTS,ACC	1	153	70	681 SILVER,PLATINUM,ETC	2	66	31
776 TRANSISTORS,VALVES,ETC	144	5 462	2 435	682 COPPER EXC CEMENT COPPER	8 714	6 568	3 001
778 ELECTRICAL MACHINERY NES	3	129	60	683 NICKEL	347	732	338
792 AIRCRAFT	47	2 480	1 197	684 ALUMINIUM	7 706	7 619	3 519
821 FURNITURE	8 343	4 740	2 189	685 LEAD	4 306	1 279	596
831 TRAVEL GOODS,HANDBAGS	17	180	84	689 NON-FER BASE METALS NES	27	68	30
842 MENS OUTERWEAR NOT KNIT	8 420	12 127	5 558	691 STRUCTURES AND PARTS NES	4 126	4 202	1 953
843 WOMENS OUTERWEAR NONKNIT	3 514	11 235	5 163	692 METAL TANKS,BOXES,ETC	1 263	1 241	586
844 UNDERWEAR NOT KNIT	4 114	9 050	4 110	693 WIRE PRODUCTS NON ELECTR	959	1 090	490
845 UNDERWEAR KNIT NONELASTC	3 472	11 360	5 294	694 STL,COPPR NAILS,NUTS,ETC	1 683	1 448	678
846 UNDERWEAR KNITTED	2 022	5 998	2 762	695 TOOLS	4 947	12 092	5 604
847 TXLT CLTHNG ACCESRYS NES	42	102	43	696 CUTLERY	105	754	339
848 HEADGEAR,NONTXTL CLOTHNG	20	79	36	697 BASE MTL HOUSEHOLD EQUIP	471	1 023	473
851 FOOTWEAR	670	1 534	697	699 OTHER METAL MANUFACTURES	6 739	10 008	4 643
871 OPTICAL INSTRUMENTS	17	114	47	700 INDUSTRIAL PLANT,CHAP 84	9 679	68 706	32 358
874 MEASURNG,CONTROLNG INSTR	4	414	193	703 INDUSTRIAL PLANT,CHAP 85	45 173	155 513	71 875
881 PHOTO APPAR & EQUIPT NES	29	441	203	711 STEAM BOILERS & AUX PLNT	10 555	9 778	4 464
894 TOYS,SPORTING GOODS,ETC	71	323	153	712 STEAM ENGINES,TURBINES	828	6 432	3 072
895 OFFICE SUPPLIES NES	198	325	148	713 INTRNL COMBUS PISTN ENGN	9 230	21 435	9 780
896 WORKS OF ART ETC	47	214	97	714 ENGINES & MOTORS NES	20	2 753	1 324
897 GOLD,SILVER WARE,JEWELRY	17	1 052	496	716 ROTATING ELECTRIC PLANT	9 861	22 902	10 415
898 MUSICAL INSTRUMENTS,PTS	1 302	2 177	952	718 OTH POWER GENERATG MACHY	74	399	185
899 OTHER MANUFACTURED GOODS	435	948	446	721 AGRIC MACHY,EXC TRACTORS	1 153	2 154	1 017
941 ZOO ANIMALS,PETS	131	1 231	577	722 TRACTORS NON-ROAD	537	463	203
EXPORTS	2 469 490	1 676 466	778 046	723 CIVIL ENGINEERG EQUIP ETC	5 717	5 181	2 319
001 LIVE ANIMALS	31	652	304	724 TEXTILE,LEATHER MACHNRY	9 367	32 607	14 943
022 MILK AND CREAM	6 225	1 605	725	725 PAPER ETC MILL MACHINERY	1 336	4 942	2 267
025 EGGS,BIRDS,FRESH,PRSRVD	120	201	790	726 PRINTG,BKBINDG MACHY,PTS	3 724	16 307	7 565
041 WHEAT ETC UNMILLED	323 516	4 756	2 347	727 FOOD MACHRY NON-DOMESTIC	1 423	5 751	2 686
048 CEREAL ETC PREPARATIONS	1 786	206	96	728 OTH MACHRY FOR SPCL INDUS	11 382	62 494	28 665
054 VEG ETC FRSH,SMPLY PRSVD	2 589	394	172	736 MACHINE TOOLS FOR METAL	5 640	14 668	6 757
061 SUGAR AND HONEY	269 710	13 939	6 480	737 METALWORKING MACHNRY NES	6 460	9 873	4 617
073 CHOCOLATE AND PRODUCTS	92	78	35	741 HEATING,COOLING EQUIPMNT	13 748	35 418	16 693
075 SPICES	46	58	32	742 PUMPS FOR LIQUIDS ETC	1 920	9 027	4 157
081 FEEDING STUFF FOR ANIMLS	8 090	1 633	751	743 PUMPS NES,CENTRFUGES ETC	5 235	17 286	8 080
098 EDIBLE PRODUCTS,PREPS NES	2 247	2 854	1 305	744 MECHANICAL HANDLING EQU	10 630	16 720	7 665
233 RUBBER,SYNTHTIC,RECLAIMD	6 687	1 993	926	745 NONELEC MACHY,TOOLS NES	7 894	40 040	18 258
251 PULP AND WASTE PAPER	50 791	877	431	749 NONELEC MACH PTS,ACC NES	4 870	17 537	8 124
273 STONE,SAND AND GRAVEL	18 432	454	212	751 OFFICE MACHINES	490	1 377	648
274 SULPHUR ETC	2 706	304	142	752 AUTOMTIC DATA PROC EQUIP	151	4 511	2 136
278 OTHER CRUDE MINERALS	26 311	1 042	476	759 OFFICE & ADP MCH PTS,ACC	16	766	342
287 BASE METAL ORES,CONC NES	1 028	88	42	761 TELEVISION RECEIVERS	105	637	276
291 CRUDE ANIMAL MTRIALS NES	13	145	72	762 RADIO BROADCAST RECEIVRS	64	1 279	590
292 CRUDE VEG MATERIALS NES	1 252	2 485	1 164	763 SOUND RECORDRS,PHONOGRPH	9	132	60
334 PETROLEUM PRODUCTS,REFIN	12 251	5 523	2 538	764 TELECOM EQPT,PTS,ACC NES	6 787	90 339	40 999
335 RESIDUAL PETRLM PROD NES	13 528	2 292	1 073	771 ELECTRIC POWER MACHY NES	11 668	17 272	8 186
423 FIXED VEG OILS,SOFT	561	86	40	772 SWITCHGEAR ETC & PTS NES	7 270	32 372	14 790
424 FIXED VEG OIL NONSOFT	9 235	1 229	581	773 ELECTR DISTRIBUTING MACH	1 865	3 933	1 858
431 PROCESD ANML VEG OIL,ETC	8 447	1 688	781	774 ELECTRO-MEDCL,XRAY EQUIP	189	3 731	1 622
511 HYDROCARBONS NES,DERIVS	8 739	2 392	1 092	775 HOUSEHOLD TYPE EQUIP NES	1 149	2 432	1 109
512 ALCOHOLS,PHENOLS,ETC	9 395	3 204	1 495	776 TRANSISTORS,VALVES,ETC	268	1 709	811
513 ORGANIC ACIDS,ETC	23 340	6 620	3 051	778 ELECTRICAL MACHINERY NES	7 277	22 550	10 368
514 NITROGEN-FUNCTN COMPOUNDS	24 987	16 500	7 632	781 PASS MOTOR VEH EXC BUSES	14 004	40 230	18 985
515 ORG-INORG COMPOUNDS ETC	14 557	31 425	14 698	782 LORRIES,SPCL MTR VEH NES	1 890	3 521	1 674
516 OTHER ORGANIC CHEMICALS	7 170	10 667	4 903	784 MOTOR VEHCL PTS,ACC NES	28 928	50 055	23 658
522 INORG ELEMNTS,OXIDES,ETC	117 718	15 820	7 359	785 MOTOR & OTHER CYCLES ETC	89	160	78
523 OTHR INORGANIC CHEMICALS	61 930	8 588	3 931	786 VEH NES NONMOTR,TRAILERS	2 909	2 032	978
524 RADIOACTIVE ETC MATERIAL		104	49	791 RAILWAY VEHICLES	727	2 649	1 218
531 SYNT DYE,NAT INDOGO,LAKES	20 598	39 525	18 226	792 AIRCRAFT	223	24 906	11 490
532 DYES NES,TANNING PRODS	13 796	1 954	887	793 SHIPS AND BOATS	108 637	131 374	62 887
533 PIGMENTS,PAINTS,ETC	26 966	13 286	6 180	801 INDUSTRIAL PLANT,CHAP 90	312	3 974	1 819
541 MEDICINAL ETC PRODUCTS	2 703	31 883	14 751	812 PLUMBNG,HEATNG,LGHTNG EQU	424	1 662	764
551 ESSENTL OIL,PERFUME,ETC	5 929	23 280	10 702	821 FURNITURE	3 679	4 307	1 951
553 PERFUMERY,COSMETICS,ETC	68	127	55	831 TRAVEL GOODS,HANDBAGS	31	728	341
554 SOAPS,CLEANING ETC PREPS	23 932	10 632	4 978	843 WOMENS OUTERWEAR NONKNIT	4	182	71
562 FERTILIZERS MANUFACTURED	89 141	4 774	2 261	847 TXLT CLTHNG ACCESRYS NES	35	145	68
582 PROD OF CONDENSATION ETC	66 541	29 270	13 523	848 HEADGEAR,NONTXTL CLOTHNG	49	261	114
583 PROD OF POLYMERIZING ETC	144 653	30 201	14 002	851 FOOTWEAR	21	167	74
584 CELLULOSE DERIVATVS ETC	6 540	2 848	1 327	871 OPTICAL INSTRUMENTS	8	558	258
585 PLASTIC MATERIALS NES	3 841	1 568	721	872 MEDICAL INSTRUMENTS NES	281	5 711	2 609
591 PESTICIDES,DISINFECTANTS	18 036	22 761	10 654	873 METERS & COUNTERS NES	65	582	260
592 STARCH,INULIN,GLUTEN,ETC	21 155	3 898	1 777	874 MEASURNG,CONTROLNG INSTR	2 087	36 916	17 199
598 MISC CHEMICAL PRODS NES	75 761	26 650	12 367	881 PHOTO APPAR & EQUIPT NES	217	1 797	801
605 INDUSTRIAL PLANT,CHAP 73	820	2 694	1 185	882 PHOTO,CINEMA SUPPLIES	1 807	2 576	1 207
612 LEATHER ETC MANUFACTURES	74	117	52	884 OPTICAL GOODS NES	52	2 659	1 213
621 MATERIALS OF RUBBER	2 221	2 185	975	885 WATCHES AND CLOCKS	76	1 195	534
625 RUBBER TYRES,TUBES	714	374	171	892 PRINTED MATTER	596	6 184	2 956
628 RUBBER ARTICLES NES	419	1 750	796	893 ARTICLES OF PLASTIC NES	2 446	4 172	1 922
634 VENEERS,PLYWOOD,ETC	981	210	103	894 TOYS,SPORTING GOODS,ETC	1 221	2 013	924
635 WOOD MANUFACTURES NES	911	359	166	895 OFFICE SUPPLIES NES	3 926	9 324	4 255
641 PAPER AND PAPERBOARD	24 421	11 804	5 561	896 WORKS OF ART ETC	5	64	31
642 ARTICLES OF PAPER ETC	3 198	2 906	1 344	897 GOLD,SILVER WARE,JEWELRY		501	218
651 TEXTILE YARN AND THREAD	5 230	3 122	1 340	898 MUSICAL INSTRUMENTS,PTS	472	2 070	975
				899 OTHER MANUFACTURED GOODS	229	675	316
				941 ZOO ANIMALS,PETS	1 008	1 017	436



## 7 IMPORTS AND EXPORTS (SPECIAL TRADE) BY COUNTRIES OF PRODUCTION AND CONSUMPTION AND BY GROUPS OF THE SITC-REV. II 1986

GROUP DESCRIPTION	DT * 100 KG	1 000 DM	1 000 \$	GROUP DESCRIPTION	DT * 100 KG	1 000 DM	1 000 \$
951 WAR FIREARMS,AMMUNITION	111	868	373	081 FEEDING STUFF FOR ANIMLS	13 086	2 251	1 027
MALAYSIA				098 EDIBLE PRODCTS,PREPS NES	784	549	256
IMPORTS	8 045 573	1 433 106	660 587	112 ALCOHOLIC BEVERAGES	1 107	387	176
036 SHELL FISH FRESH,FROZEN	343	593	276	233 RUBBER,SYNTHTIC,RECLAIMD	3 835	1 428	663
037 FISH ETC PREPD PRSVD NES	7 247	4 728	2 194	266 SYNTHETIC FIBRE TO SPIN	1 202	354	164
057 FRUIT,NUTS,FRESH,DRIED	3 436	581	283	273 STONE,SAND AND GRAVEL	10 580	357	169
058 FRUIT PRESERVED,PREPARED	37 904	6 403	2 806	274 SULPHUR ETC	3 660	234	110
061 SUGAR AND HONEY	128 457	2 577	1 204	278 OTHER CRUDE MINERALS	344 405	6 465	2 903
071 COFFEE AND SUBSTITUTES	3 159	2 695	1 233	292 CRUDE VEG MATERIALS NES	151	238	113
072 COCOA	181 823	99 722	45 364	334 PETROLEUM PRODUCTS,REFIN	3 724	1 070	491
075 SPICES	19 628	21 074	9 702	335 RESIDUAL PETRLM PROD NES	2 486	386	177
081 FEEDING STUFF FOR ANIMLS	2 222 493	57 101	26 307	423 FIXED VEG OILS,SOFT	40 063	2 214	1 112
223 SEEDS FOR OTH FIXED OILS	65 621	6 836	2 998	424 FIXED VEG OIL NONSOFT	2 991	459	207
232 NATURAL RUBBER,GUMS	1 133 033	213 930	97 707	431 PROCESD ANML VEG OIL,ETC	1 696	340	161
233 RUBBER,SYNTHTIC,RECLAIMD	795	160	76	511 HYDROCARBONS NES,DERIVS	4 851	1 316	612
246 PULPWOOD,CHIPS,WOODWASTE	702	116	54	512 ALCOHOLS,PHENOLS,ETC	3 661	1 534	701
247 OTH WOOD ROUGH,SQUARED	29 014	1 257	567	513 ORGANIC ACIDS,ETC	31 407	4 386	2 028
248 WOOD SHAPED	1 955 599	203 892	95 664	514 NITROGEN-FUNCTN COMPOUNDS	12 948	6 751	3 134
287 BASE METAL ORES,CONC NES	879	974	460	515 ORG-INORG COMPOUNDS ETC	2 905	3 236	1 485
288 NONFERR METAL SCRAP NES	4 272	484	220	516 OTHER ORGANIC CHEMICALS	3 283	1 100	505
292 CRUDE VEG MATERIALS NES	10 974	652	299	522 INORG ELEMNTS,OXIDES,ETC	29 929	4 782	2 198
424 FIXED VEG OIL NONSOFT	717 906	53 760	24 525	523 OTHR INORGANIC CHEMICALS	40 411	3 870	1 802
431 PROCESD ANML VEG OIL,ETC	812 884	70 714	31 747	531 SYNT DYE,NAT INDGO,LAKES	4 824	10 239	4 727
512 ALCOHOLS,PHENOLS,ETC	142 538	9 037	4 235	532 DYES NES,TANNING PRODS	4 556	754	335
513 ORGANIC ACIDS,ETC	5 092	741	340	533 PIGMENTS,PAINTS,ETC	9 097	4 704	2 191
541 MEDICINAL ETC PRODUCTS	332	2 012	927	541 MEDICINAL ETC PRODUCTS	11 454	23 510	10 916
562 FERTILIZERS MANUFACTURED	147 048	3 096	1 552	551 ESSENTL OIL,PERFUME,ETC	2 271	862	408
583 PROD OF POLYMERIZING ETC	748	223	103	553 PERFUMERY,COSMETICS,ETC	2 459	3 236	1 491
598 MISC CHEMICAL PRODS NES	138 532	15 708	7 412	565 SOAPS,CLEANING ETC PREPS	10 099	3 211	1 473
621 MATERIALS OF RUBBER	2 127	1 099	511	562 FERTILIZERS MANUFACTURED	741 309	18 155	8 226
625 RUBBER TYRES,TUBES	971	762	345	572 EXPLOSIVES,PYROTECH PROD	182	978	450
628 RUBBER ARTICLES NES	3 410	1 888	871	582 PROD OF CONDENSATION ETC	13 871	5 618	2 594
634 VENEERS,PLYWOOD,ETC	49 793	6 290	2 954	583 PROD OF POLYMERIZING ETC	65 264	15 602	7 228
635 WOOD MANUFACTURES NES	44 754	7 840	3 597	584 CELLULOSE DERIVATIVES ETC	638	504	234
642 ARTICLES OF PAPER ETC	495	415	188	585 PLASTIC MATERIALS NES	279	170	83
651 TEXTILE YARN AND THREAD	9 462	7 691	3 490	591 PESTICIDES,DISINFECTANTS	11 725	10 586	4 813
652 COTTON FABRICS,WOVEN	6 620	5 832	2 586	592 STARCH,INULIN,GLUTEN,ETC	14 582	1 403	645
653 WOVN MAN-MADE FIB FABRIC	15 351	15 030	6 799	598 MISC CHEMICAL PRODS NES	40 534	13 405	6 230
656 LACE,RIBBONS,TULLE,ETC	43	211	97	605 INDUSTRIAL PLANT,CHAP 73	784	2 179	960
657 SPECIAL TEXTILE ETC PROD	123	1 165	542	611 LEATHER	40	74	34
658 TEXTILE ARTICLES NES	325	2 451	1 159	612 LEATHER ETC MANUFACTURES	26	102	46
664 GLASS	856	5 576	2 537	613 FUR SKINS TANNED,DRESSED	78	900	418
666 POTTERY	49	416	196	621 MATERIALS OF RUBBER	390	665	309
687 TIN	20 466	34 241	15 968	625 RUBBER TYRES,TUBES	681	782	356
694 STL,COPPR NAILS,NUTS,ETC	5 581	1 248	590	628 RUBBER ARTICLES NES	599	1 751	802
695 TOOLS	71	267	115	635 WOOD MANUFACTURES NES	560	328	147
699 OTHER METAL MANUFACTURES	410	783	363	641 PAPER AND PAPERBOARD	41 343	7 484	3 563
714 ENGINES & MOTORS NES	197	23 826	10 927	642 ARTICLES OF PAPER ETC	1 864	1 768	800
716 ROTATING ELECTRIC PLANT	102	322	144	651 TEXTILE YARN AND THREAD	1 731	3 571	1 651
728 OTH MACHY FOR SPCL INDUS	178	625	288	652 COTTON FABRICS,WOVEN	201	426	197
737 METALWORKING MACHNRY NES	129	87	38	653 WOVN MAN-MADE FIB FABRIC	490	1 298	582
741 HEATING,COOLING EQUIPMNT	290	359	164	654 OTH WOVN TEXTILE FABRIC	106	454	199
743 PUMPS NES,CENTRIFUGES ETC	58	333	164	655 KNIT ETC FABRICS	185	745	353
745 NONELEC MACHY,TOOLS NES	58	128	55	656 LACE,RIBBONS,TULLE,ETC	93	401	183
749 NONELEC MACH PTS,ACC NES	79	107	47	657 SPECIAL TEXTILE ETC PROD	658	1 407	639
751 OFFICE MACHINES	28	185	81	659 FLOOR COVERINGS ETC	198	114	56
759 OFFICE & ADP MCH PTS,ACC	27	1 078	488	661 CEMENT ETC BUILDING PROD	237	116	53
761 TELEVISION RECEIVERS	1 488	6 442	3 109	662 CLAY,REFRACTORY BLDG PRD	42 239	5 340	2 389
762 RADIO BROADCAST RECEIVRS	41 383	149 667	69 705	663 OTH NONMETAL MINERAL MFS	4 090	3 206	1 468
763 SOUND RECORDRS,PHONOGRPH	1 580	6 291	2 884	664 GLASS	7 259	3 692	1 679
764 TELECOM EQPT,PTS,ACC NES	1 789	6 119	2 818	665 GLASSWARE	1 325	1 690	762
771 ELECTRIC POWER MACHY NES	709	4 075	1 877	666 POTTERY	98	460	220
772 SWITCHGEAR ETC & PTS NES	2 401	18 072	8 327	667 PEARL,PREC-,SEMI-P STONE	6	182	86
773 ELECTR DISTRIBUTING MACH	9	77	35	671 PIG IRON ETC	474	122	59
775 HOUSEHOLD TYPE EQUIP NES	77	483	214	672 IRON,STL PRIMARY FORMS	36 245	1 190	584
776 TRANSISTORS,VALVES,ETC	2 600	163 682	75 357	673 IRON AND STEEL SHAPES	6 206	1 203	554
778 ELECTRICAL MACHINERY NES	2 016	12 752	5 804	674 IRN,STL UNIV,PLATE,SHEET	4 402	509	234
781 PASS MOTOR VEH EXC BUSES	34	134	60	675 IRON,STEEL HOOP,STRIP	2 432	925	428
792 AIRCRAFT	10	684	310	676 RAILWY RAILS ETC IRN,STL	492	65	33
821 FURNITURE	380	294	136	677 IRN,STL WIRE EXCL W ROD	661	249	116
842 MENS OUTERWEAR NOT KNIT	2 219	5 693	2 612	678 IRON,STL TUBES,PIPES,ETC	13 595	3 923	1 770
843 WOMENS OUTERWEAR NONKNIT	881	2 498	1 162	681 SILVER,PLATINUM,ETC	3	97	44
844 UNDERWEAR NOT KNIT	1 134	3 734	1 716	682 COPPER EXC CEMENT COPPER	4 777	3 022	1 353
845 UNDERWEAR KNIT NONELASTC	3 249	10 190	4 787	683 NICKEL	29	106	44
846 UNDERWEAR KNITTED	1 141	4 501	2 055	684 ALUMINIUM	2 519	2 760	1 249
847 TXTL CLTHNG ACCESSRYS NES	4 386	24 767	11 459	687 TIN	39	112	50
848 HEADGEAR,NONTXTL CLOTHNG	19 360	24 349	11 267	691 STRUCTURES AND PARTS NES	2 746	2 849	1 301
851 FOOTWEAR	872	1 137	515	692 METAL TANKS,BOXES,ETC	296	176	81
872 MEDICAL INSTRUMENTS NES	5 420	38 452	17 911	693 WIRE PRODUCTS NON ELECTR	3 406	2 601	1 207
874 MEASURNG,CONTROLNG INSTR	42	2 036	915	694 STL,COPPR NAILS,NUTS,ETC	788	1 190	533
881 PHOTO APPAR & EQUIPT NES	38	346	153	695 TOOLS	1 005	4 943	2 248
884 OPTICAL GOODS NES	17	159	71	696 CUTLERY	47	346	153
885 WATCHES AND CLOCKS	154	1 926	898	697 BASE MTL HOUSEHOLD EQUIP	668	2 306	1 047
893 ARTICLES OF PLASTIC NES	2 393	1 035	471	699 OTHER METAL MANUFACTURES	4 864	6 983	3 230
894 TOYS,SPORTING GOODS,ETC	5 722	9 546	4 456	700 INDUSTRIAL PLANT,CHAP 84	3 393	10 070	4 532
895 OFFICE SUPPLIES NES	511	1 146	531	703 INDUSTRIAL PLANT,CHAP 85	565	18 584	8 727
897 GOLD,SILVER WARE,JEWELRY		6 442	3 047	711 STEAM BOILERS & AUX PLNT	1 032	1 271	569
898 MUSICAL INSTRUMENTS,PTS	27	90	42	712 STEAM ENGINES,TURBINES	1 020	4 291	1 988
899 OTHER MANUFACTURED GOODS	775	5 016	2 360	713 INTRNL COMBUS PISTN ENGN	1 168	3 844	1 795
941 ZOO ANIMALS,PETS	23	449	204	714 ENGINES & MOTORS NES	267	53 297	24 646
971 GOLD,NON MONETARY NES	3	172	80	716 ROTATING ELECTRIC PLANT	337	1 341	617
EXPORTS	1 838 938	801 335	370 075	718 OTH POWER GENERATG MACHY	619	1 958	963
001 LIVE ANIMALS	56	627	291	721 AGRIC MACHY,EXC TRACTORS	3 276	3 165	1 515
048 CEREAL ETC PREPARATIONS	9 711	1 143	537	722 TRACTORS NON-ROAD	2 504	1 729	784
054 VEG ETC FRSH,SMPLY PRSVD	130	91	41	723 CIVIL ENGINEERG EQUIP ETC	5 974	5 728	2 687
061 SUGAR AND HONEY	1 458	196	91	724 TEXTILE,LEATHER MACHNRY	951	5 467	2 544
062 SUGAR PREPS NON-COCOA	365	223	103	725 PAPER ETC MILL MACHINERY	2 026	7 311	3 368
071 COFFEE AND SUBSTITUTES	337	761	345	726 PRINTG,BKBDNG MACHY,PTS	1 801	8 631	3 933
072 COCOA	180	85	40	727 FOOD MACHRY NON-DOMESTIC	1 196	3 150	1 475
075 SPICES	56	70	35	728 OTH MACHY FOR SPCL INDUS	7 963	29 216	13 475
				736 MACHINE TOOLS FOR METAL	1 182	5 210	2 388
				737 METALWORKING MACHNRY NES	228	2 550	1 164
				741 HEATING,COOLING EQUIPMNT	5 300	13 606	6 122
				742 PUMPS FOR LIQUIDS ETC	777	4 428	2 014
				743 PUMPS NES,CENTRIFUGES ETC	2 981	9 222	4 209



## 7 IMPORTS AND EXPORTS (SPECIAL TRADE) BY COUNTRIES OF PRODUCTION AND CONSUMPTION AND BY GROUPS OF THE SITC-REV. II 1986

GROUP DESCRIPTION	DT = 100 KG	1 000 DM	1 000 \$	GROUP DESCRIPTION	DT = 100 KG	1 000 DM	1 000 \$
744 MECHANICAL HANDLING EQU	10 097	13 438	6 325	SINGAPORE			
745 NONELEC MACHY, TOOLS NES	3 616	21 504	9 978				
749 NONELEC MACH PTS, ACC NES	3 307	17 035	7 798	IMPORTS	2 209 038	1 368 861	638 686
751 OFFICE MACHINES	492	1 970	884				
752 AUTOMATIC DATA PROC EQUIP	178	4 469	1 996	034 FISH FRESH, CHILLED, FROZEN	1 829	10 036	4 643
759 OFFICE & ADP MCH PTS, ACC	106	807	379	035 FISH SALTED, DRIED, SMOKED	14	115	52
761 TELEVISION RECEIVERS	227	750	353	036 SHELL FISH FRESH, FROZEN	972	2 121	979
762 RADIO BROADCAST RECEIVERS	83	717	319	057 FRUIT, NUTS, FRESH, DRIED	833	112	51
763 SOUND RECORDERS, PHONOGRAPHS	39	1 094	504	071 COFFEE AND SUBSTITUTES	482	285	127
764 TELECOM EQPT, PTS, ACC NES	2 166	44 140	21 205	072 COCOA	8 706	4 558	2 114
771 ELECTRIC POWER MACHY NES	5 578	10 467	4 815	075 SPICES	593	637	302
772 SWITCHGEAR ETC & PTS NES	3 805	21 005	9 634	098 EDIBLE PRODUCTS, PREPS NES	1 208	454	210
773 ELECTRIC DISTRIBUTING MACH	13 388	6 324	2 899	211 HIDES, SKINS, UNDERESSED	11	186	86
774 ELECTRO-MEDCL, XRAY EQUIP	342	5 140	2 417	232 NATURAL RUBBER, GUMS	60 608	10 347	4 830
775 HOUSEHOLD TYPE EQUIP NES	601	1 451	664	246 PULPWOOD, CHIPS, WOODWASTE	682	80	35
776 TRANSISTORS, VALVES, ETC	1 981	66 283	30 547	248 WOOD SHAPED	515 980	52 898	24 586
778 ELECTRICAL MACHINERY NES	6 239	18 241	8 478	289 PREC METAL ORE, WASTE NES	5	2 204	1 015
781 PASS MOTOR VEH EXC BUSES	4 400	12 171	5 792	291 CRUDE ANIMAL MATERIALS NES	68	134	64
782 LORRIES, SPCL MTR VEH NES	3 822	7 553	3 284	292 CRUDE VEG MATERIALS NES	4 787	5 410	2 498
783 ROAD MOTOR VEHICLES NES	660	763	332	334 PETROLEUM PRODUCTS, REFIN	1 244 236	29 463	12 982
784 MOTOR VEHCL PTS, ACC NES	12 977	26 909	12 430	424 FIXED VEG OIL NONSOFT	21 941	2 438	1 127
786 VEH NES NONMOTR, TRAILERS	930	493	227	431 PROCESS ANML VEG OIL, ETC	1 093	123	57
791 RAILWAY VEHICLES	1 853	1 455	715	515 ORG-INORG COMPOUNDS ETC	14	5 541	2 428
792 AIRCRAFT	6	637	282	541 MEDICINAL ETC PRODUCTS	130	558	263
812 PLUMBING, HEATING, LIGHTING EQU	877	2 400	1 101	551 ESSENTIAL OIL, PERFUME, ETC	47	232	104
821 FURNITURE	1 501	1 783	814	553 PERFUMERY, COSMETICS, ETC	32	94	43
831 TRAVEL GOODS, HANDBAGS	34	210	98	582 PROD OF CONDENSATION ETC	118	136	61
842 MENS OUTERWEAR NOT KNIT	8	212	94	583 PROD OF POLYMERIZING ETC	339	268	121
843 WOMENS OUTERWEAR NONKNIT	11	192	87	611 LEATHER	30	222	108
845 OUTERWEAR KNIT NONELASTIC	11	144	63	621 MATERIALS OF RUBBER	231	76	32
846 UNDERWEAR KNITTED	9	149	72	625 RUBBER TYRES, TUBES	134	381	167
848 HEADGEAR, NONTEXTILE CLOTHING	79	622	279	628 RUBBER ARTICLES NES	314	817	378
851 FOOTWEAR	200	1 525	706	634 VENEERS, PLYWOOD, ETC	74 467	12 444	5 840
871 OPTICAL INSTRUMENTS	41	902	429	635 WOOD MANUFACTURES NES	25 172	4 589	2 125
872 MEDICAL INSTRUMENTS NES	2 327	10 734	5 007	642 ARTICLES OF PAPER ETC	1 351	936	426
873 METERS & COUNTERS NES	64	319	144	651 TEXTILE YARN AND THREAD	2 525	1 542	714
874 MEASURING, CONTROLLING INSTR	801	14 387	6 577	652 COTTON FABRICS, WOVEN	272	208	89
881 PHOTO APPAR & EQUIP NES	257	2 208	1 039	663 OTH NONMETAL MINERAL MFS	1	73	33
882 PHOTO, CINEMA SUPPLIES	3 167	5 242	2 439	667 PEARL, PREC., SEMI-P STONE	137	63	221
884 OPTICAL GOODS NES	2	295	130	681 SILVER, PLATINUM, ETC	515	251	118
885 WATCHES AND CLOCKS	167	1 422	657	684 ALUMINIUM	5	251	118
892 PRINTED MATTER	639	1 374	638	687 TIN	7 838	14 905	6 764
893 ARTICLES OF PLASTIC NES	4 613	7 724	3 628	694 STL, COPPR NAILS, NUTS, ETC	24 017	12 105	5 501
894 TOYS, SPORTING GOODS, ETC	237	880	404	695 TOOLS	347	4 858	2 197
895 OFFICE SUPPLIES NES	2 556	4 980	2 307	696 CUTLERY	2 703	12 621	5 809
896 WORKS OF ART ETC	1	76	37	697 BASE MTL HOUSEHOLD EQUIP	1 605	1 926	874
897 GOLD, SILVER WARE, JEWELRY		429	199	699 OTHER METAL MANUFACTURES	7 484	10 808	4 967
898 MUSICAL INSTRUMENTS, PTS	541	1 471	675	712 STEAM ENGINES, TURBINES	20	161	79
899 OTHER MANUFACTURED GOODS	469	1 324	607	713 INTRNL COMBUS PISTN ENGN	307	2 549	1 165
951 WAR FIREARMS, AMMUNITION	95	785	387	714 ENGINES & MOTORS NES	69	6 741	3 118
971 GOLD, NON MONETARY NES		304	136	716 ROTATING ELECTRIC PLANT	10 666	12 831	5 799
				723 CIVIL ENGINEER EQUIP ETC	181	216	89
BRUNEI				724 TEXTILE, LEATHER MACHNRY	5 292	18 285	8 405
IMPORTS	395	2 003	909	728 OTH MACHY FOR SPCL INDUS	404	1 297	585
764 TELECOM EQPT, PTS, ACC NES		363	173	736 MACHINE TOOLS FOR METAL	1 777	3 347	1 522
792 AIRCRAFT	4	988	430	741 HEATING, COOLING EQUIPMNT	3 004	7 235	3 223
874 MEASURING, CONTROLLING INSTR		315	153	742 PUMPS FOR LIQUIDS ETC	235	870	398
EXPORTS	24 069	23 633	10 894	743 PUMPS NES, CENTRIFUGES ETC	30 235	18 921	8 766
061 SUGAR AND HONEY	4 026	178	745	744 MECHANICAL HANDLING EQU	8	88	39
111 NON-ALCOHOL BEVERAGES NES	576	104	749	745 NONELEC MACHY, TOOLS NES	10	112	54
273 STONE, SAND AND GRAVEL	645	63	751	749 NONELEC MACH PTS, ACC NES	2 298	17 665	8 057
533 PIGMENTS, PAINTS, ETC	117	112	751	751 OFFICE MACHINES	1 810	7 783	3 682
572 EXPLOSIVES PYROTECH PROD	42	243	119	752 AUTOMATIC DATA PROC EQUIP	3 813	102 963	48 440
583 PROD OF POLYMERIZING ETC	136	60	30	759 OFFICE & ADP MCH PTS, ACC	4 711	191 338	88 903
598 MISC CHEMICAL PRODS NES	503	262	128	761 TELEVISION RECEIVERS	18 606	66 444	31 121
657 SPECIAL TEXTILE ETC PROD	31	67	49	762 RADIO BROADCAST RECEIVERS	18 504	63 884	29 660
658 TEXTILE ARTICLES NES	8	96	763	763 SOUND RECORDERS, PHONOGRAPHS	1 666	13 825	6 498
662 CLAY, REFRACTORY BLDG PRD	13 390	834	30	764 TELECOM EQPT, PTS, ACC NES	1 608	20 622	9 644
665 GLASSWARE	8	89	771	771 ELECTRIC POWER MACHY NES	3 506	8 917	4 231
666 POTTERY	28	2 038	46	772 SWITCHGEAR ETC & PTS NES	7 272	76 725	35 708
691 STRUCTURES AND PARTS NES	181	205	773	773 ELECTRIC DISTRIBUTING MACH	931	6 672	3 127
696 CUTLERY	3	516	774	774 ELECTRO-MEDCL, XRAY EQUIP	2	81	41
716 ROTATING ELECTRIC PLANT	16	74	41	775 HOUSEHOLD TYPE EQUIP NES	12 114	19 543	9 034
724 TEXTILE, LEATHER MACHNRY	17	196	776	776 TRANSISTORS, VALVES, ETC	1 737	129 371	60 169
726 PRINTG, BKBINDG MACHY, PTS	12	70	89	778 ELECTRICAL MACHINERY NES	7 485	61 563	28 242
728 OTH MACHY FOR SPCL INDUS	13	111	254	781 PASS MOTOR VEH EXC BUSES	30	295	133
742 PUMPS FOR LIQUIDS ETC	22	368	33	782 LORRIES, SPCL MTR VEH NES	278	139	68
743 PUMPS NES, CENTRIFUGES ETC	21	385	82	785 MOTOR & OTHER CYCLES ETC	1 830	2 860	1 303
744 MECHANICAL HANDLING EQU	52	81	34	792 AIRCRAFT	30	1 900	868
745 NONELEC MACHY, TOOLS NES	78	402	52	793 SHIPS AND BOATS	170	153	67
749 NONELEC MACH PTS, ACC NES	106	451	168	812 PLUMBING, HEATING, LIGHTING EQU	24	117	52
752 AUTOMATIC DATA PROC EQUIP	11	232	178	821 FURNITURE	312	245	111
764 TELECOM EQPT, PTS, ACC NES	47	913	37	831 TRAVEL GOODS, HANDBAGS	2 264	809	373
771 ELECTRIC POWER MACHY NES	12	67	180	842 MENS OUTERWEAR NOT KNIT	6 265	19 212	8 998
772 SWITCHGEAR ETC & PTS NES	246	2 801	208	843 WOMENS OUTERWEAR NONKNIT	1 589	5 660	2 576
774 ELECTRO-MEDCL, XRAY EQUIP	58	747	103	844 UNDERWEAR NOT KNIT	555	1 784	828
778 ELECTRICAL MACHINERY NES	30	853	417	845 OUTERWEAR KNIT NONELASTIC	6 339	22 813	10 747
781 PASS MOTOR VEH EXC BUSES	308	2 485	30	846 UNDERWEAR KNITTED	2 597	9 860	4 563
784 MOTOR VEHCL PTS, ACC NES	84	226	1 257	847 TEXTILE CLOTHING ACCESSORIES NES	52	279	124
792 AIRCRAFT		276	329	851 FOOTWEAR	62	249	118
793 SHIPS AND BOATS	347	96	412	871 OPTICAL INSTRUMENTS	81	3 801	1 741
812 PLUMBING, HEATING, LIGHTING EQU	67	194	872	872 MEDICAL INSTRUMENTS NES	53	492	223
821 FURNITURE	374	617	104	874 MEASURING, CONTROLLING INSTR	335	8 176	3 800
851 FOOTWEAR	14	160	124	881 PHOTO APPAR & EQUIP NES	169	1 925	868
874 MEASURING, CONTROLLING INSTR	63	1 174	91	882 PHOTO, CINEMA SUPPLIES	60	1 143	548
882 PHOTO CINEMA SUPPLIES	39	82	90	884 OPTICAL GOODS NES	100	1 969	921
893 ARTICLES OF PLASTIC NES	197	622	295	885 WATCHES AND CLOCKS	486	2 507	1 143
894 TOYS, SPORTING GOODS, ETC	80	87	69	892 PRINTED MATTER	2 823	3 309	1 551
897 GOLD, SILVER WARE, JEWELRY	27	1 858	537	893 ARTICLES OF PLASTIC NES	5 074	4 932	2 282
951 WAR FIREARMS, AMMUNITION	354	923	36	894 TOYS, SPORTING GOODS, ETC	9 692	33 085	15 656
			282	895 OFFICE SUPPLIES NES	19	144	67
			38	896 WORKS OF ART ETC	19	85	42
			827	897 GOLD, SILVER WARE, JEWELRY	68	312	146
			445	898 MUSICAL INSTRUMENTS, PTS	134	533	247
				899 OTHER MANUFACTURED GOODS	4 079	3 428	1 533



## 7 IMPORTS AND EXPORTS (SPECIAL TRADE) BY COUNTRIES OF PRODUCTION AND CONSUMPTION AND BY GROUPS OF THE SITC-REV. II 1986

GROUP DESCRIPTION	DT = 100 KG	1 000 DM	1 000 \$	GROUP DESCRIPTION	DT = 100 KG	1 000 DM	1 000 \$
941 ZOO ANIMALS, PETS	260	1 040	487	695 TOOLS	3 639	17 789	8 286
961 COIN NONGOLD, NONCURRENT		125	56	696 CUTLERY	201	2 269	1 031
971 GOLD, NON MONETARY NES	41	124 914	61 890	697 BASE MTL HOUSEHOLD EQUIP	5 306	10 034	4 617
972 GOLD COIN		232	101	699 OTHER METAL MANUFACTURES	19 842	29 159	13 500
EXPORTS	2 867 166	1 802 640	833 467	700 INDUSTRIAL PLANT, CHAP 84	536	4 194	1 824
022 MILK AND CREAM	12 187	1 419	640	703 INDUSTRIAL PLANT, CHAP 85	5 926	16 739	7 173
034 FISH FRESH, CHILLED, FROZEN	3	195	91	711 STEAM BOILERS & AUX PLNT	379	846	399
037 FISH ETC PREPARED PRSD NES	161	1 350	625	712 STEAM ENGINES, TURBINES	283	1 407	645
048 CEREAL ETC PREPARATIONS	775	574	259	713 INTRNL COMBUS PISTN ENGN	10 079	46 550	21 930
056 VEGETABLES ETC PRSD, PREPARED	434	280	131	714 ENGINES & MOTORS NES	163	4 761	2 149
058 FRUIT PRESERVED, PREPARED	1 237	422	197	716 ROTATING ELECTRIC PLANT	3 925	11 066	5 129
061 SUGAR AND HONEY	15 084	708	316	718 OTH POWER GENERATING MACHY	486	2 127	951
062 SUGAR PREPS NON-COCOA	233	178	83	721 AGRIC MACHY, EXC TRACTORS	167	495	227
071 COFFEE AND SUBSTITUTES	382	964	451	722 TRACTORS NON-ROAD	1 025	1 143	569
072 COCOA	1 849	740	330	723 CIVIL ENGINEERING EQUIP ETC	2 602	6 528	2 992
073 CHOCOLATE AND PRODUCTS	1 541	1 290	601	724 TEXTILE, LEATHER MACHNRY	1 795	12 010	5 587
075 SPICES	204	260	112	725 PAPER ETC MILL MACHINERY	480	1 578	737
081 FEEDING STUFF FOR ANIMALS	10 290	1 588	727	726 PRINTING, BOOKBINDING MACHY, PTS	4 297	17 692	8 430
098 EDIBLE PRODUCTS, PREPS NES	1 299	725	335	727 OTH MACHY FOR SPCL INDUS	10 535	42 063	19 360
111 NON-ALCOHOLIC BEVERAGES NES	1 771	276	123	736 MACHINE TOOLS FOR METAL	3 249	17 725	8 176
112 ALCOHOLIC BEVERAGES	7 157	1 692	781	737 METALWORKING MACHNRY NES	435	3 280	1 500
122 TOBACCO MFRS	176	255	118	741 HEATING, COOLING EQUIPMENT	5 042	17 688	8 346
233 RUBBER, SYNTHETIC, RECLAIMED	1 751	637	292	742 PUMPS FOR LIQUIDS ETC	2 657	10 758	5 027
247 OTH WOOD ROUGH, SQUARED	1 699	190	89	743 PUMPS NES, CENTRIFUGES ETC	14 200	29 122	13 099
251 PULP AND WASTE PAPER	1 862	85	43	744 MECHANICAL HANDLING EQUIP	19 521	28 956	13 559
273 STONE, SAND AND GRAVEL	11 120	451	210	745 NONELEC MACHY, TOOLS NES	3 195	12 157	5 628
278 OTHER CRUDE MINERALS	343 148	7 344	3 323	749 NONELEC MACHY PTS, ACC NES	33 893	79 783	36 967
292 CRUDE VEGETABLES NES	590	475	217	751 OFFICE MACHINES	944	5 111	2 397
334 PETROLEUM PRODUCTS, REFINED	34 376	5 225	2 469	752 AUTOMATIC DATA PROC EQUIP	603	16 361	7 502
335 RESIDUAL PETROLEUM PRODUCTS NES	4 777	469	217	759 OFFICE & ADP MCH PTS, ACC	3 472	36 333	17 092
423 FIXED VEG OILS, SOFT	1 433	213	97	761 TELEVISION RECEIVERS	4 903	15 952	7 416
424 FIXED VEG OIL NONSOFT	4 127	669	293	762 RADIO BROADCAST RECEIVERS	243	4 414	2 054
431 PROCESSED ANIMAL VEG OIL, ETC	4 500	775	350	763 SOUND RECORDERS, PHONOGRAPHS	103	1 263	570
511 HYDROCARBONS NES, DERIVS	7 895	2 354	1 110	764 TELECOM EQUIP, PTS, ACC NES	4 753	82 367	37 253
512 ALCOHOLS, PHENOLS, ETC	11 170	1 950	897	771 ELECTRIC POWER MACHY NES	23 325	30 882	14 443
513 ORGANIC ACIDS, ETC	72 170	9 270	4 331	772 SWITCHGEAR ETC & PTS NES	11 949	85 101	39 569
514 NITROGEN-FUNCTION COMPOUNDS	12 277	5 643	2 607	773 ELECTRIC DISTRIBUTING MACH	9 500	16 521	7 496
515 ORGANIC COMPOUNDS ETC	6 061	3 467	1 609	774 ELECTRO-MEDICAL, XRAY EQUIP	175	4 005	1 892
516 OTHER ORGANIC CHEMICALS	5 248	2 029	934	775 HOUSEHOLD TYPE EQUIP NES	3 173	6 988	3 201
522 INORGANIC ELEMENTS, OXIDES, ETC	45 483	5 839	2 716	776 TRANSISTORS, VALVES, ETC	3 555	172 897	80 561
523 OTHER INORGANIC CHEMICALS	60 003	6 914	3 209	778 ELECTRICAL MACHINERY NES	7 984	38 532	17 889
524 RADIOACTIVE ETC MATERIAL	18	78	35	781 PASS MOTOR VEH EXC BUSES	10 662	29 567	13 871
531 SYNTHETIC DYE, NAT INDIGO, LAKES	5 491	11 180	5 138	782 LORRIES, SPECIAL MOTOR VEH NES	7 233	12 929	6 459
533 PIGMENTS, PAINTS, ETC	16 944	13 078	6 114	783 ROAD MOTOR VEHICLES NES	67	72	36
541 MEDICINAL ETC PRODUCTS	4 245	16 279	7 576	784 MOTOR VEHICLE PTS, ACC NES	26 910	57 999	27 020
551 ESSENTIAL OIL, PERFUME, ETC	533	1 170	534	786 VEH NES NONMOTOR, TRAILERS	5 940	3 080	1 461
553 PERFUMERY, COSMETICS, ETC	4 262	5 411	2 535	791 RAILWAY VEHICLES	6 392	6 169	2 733
554 SOAPS, CLEANING ETC PREPS	13 236	4 747	2 206	792 AIRCRAFT	21	2 812	1 271
562 FERTILIZERS MANUFACTURED	193 602	5 680	2 643	793 SHIPS AND BOATS	753 604	46 172	21 579
572 EXPLOSIVES, PYROTECH PRODS	326	1 760	817	812 PLUMBING, HEATING, LIGHTING EQUIP	2 688	8 902	4 059
582 PROD OF CONDENSATION, ETC	40 249	22 827	10 515	821 FURNITURE	24 155	16 331	7 456
583 PROD OF POLYMERIZING ETC	98 964	31 470	14 564	831 TRAVEL GOODS, HANDBAGS	231	5 997	2 809
584 CELLULOSE DERIVATIVES ETC	1 111	780	359	842 MENS OUTERWEAR NOT KNIT	2	86	39
585 PLASTIC MATERIALS NES	69	93	40	843 WOMENS OUTERWEAR NONKNIT	24	793	366
591 PESTICIDES, DISINFECTANTS	2 711	2 525	1 152	844 UNDERWEAR NOT KNIT	8	122	57
592 STARCH, INULIN, GLUTEN, ETC	6 873	2 528	1 162	845 OUTERWEAR KNIT NONELASTIC	21	417	193
598 MISC CHEMICAL PRODS NES	80 170	26 957	12 549	846 UNDERWEAR KNITTED	19	243	112
605 INDUSTRIAL PLANT, CHAP 73	186	185	82	847 TEXTILE CLOTHING ACCESSORIES NES	56	420	195
611 LEATHER	434	1 398	666	848 HEADGEAR, NONTEXTILE CLOTHING	123	857	398
612 LEATHER ETC MANUFACTURES	130	413	151	851 FOOTWEAR	1 244	9 508	4 361
621 MATERIALS OF RUBBER	3 395	3 114	1 454	871 OPTICAL INSTRUMENTS	84	2 904	1 357
625 RUBBER TYRES, TUBES	2 828	2 414	1 150	872 MEDICAL INSTRUMENTS NES	488	7 247	3 335
628 RUBBER ARTICLES NES	3 458	9 315	4 341	873 METERS & COUNTERS NES	220	713	339
633 CORK MANUFACTURES	69	103	44	874 MEASURING, CONTROLLING INSTR	2 023	43 343	20 130
634 VENEERS, PLYWOOD, ETC	13 493	1 526	686	881 PHOTO APPAR & EQUIP NES	791	9 551	4 461
635 WOOD MANUFACTURES NES	6 414	1 767	807	882 PHOTO, CINEMA SUPPLIES	3 639	5 133	2 375
641 PAPER AND PAPERBOARD	51 939	9 402	4 362	884 OPTICAL GOODS NES	47	6 257	2 885
642 ARTICLES OF PAPER ETC	4 867	4 721	2 230	885 WATCHES AND CLOCKS	660	4 969	2 291
651 TEXTILE YARN AND THREAD	323	1 353	636	892 PRINTED MATTER	2 761	4 293	2 023
652 COTTON FABRICS, WOVEN	972	3 162	1 462	893 ARTICLES OF PLASTIC NES	10 426	16 864	7 850
653 WOVEN MAN-MADE FIB FABRIC	1 914	7 167	3 314	894 TOYS, SPORTING GOODS, ETC	1 021	2 112	989
654 OTH WOVEN TEXTILE FABRIC	90	425	1 895	895 OFFICE SUPPLIES NES	1 219	6 878	3 199
655 KNIT ETC FABRICS	334	1 028	476	897 GOLD, SILVER WARE, JEWELRY	18	5 945	2 761
656 LACE, RIBBONS, TULLE, ETC	101	418	195	898 MUSICAL INSTRUMENTS, PTS	1 316	7 213	3 344
657 SPECIAL TEXTILE ETC PROD	1 628	3 737	1 754	899 OTHER MANUFACTURED GOODS	1 124	3 306	1 539
658 TEXTILE ARTICLES NES	571	2 388	1 099	951 WAR FIREARMS, AMMUNITION	253	1 897	865
659 FLOOR COVERINGS ETC	738	715	324	961 COIN NONGOLD, NONCURRENT	328	285	142
661 CEMENT ETC BUILDING PROD	6 533	870	397	971 GOLD, NON MONETARY NES	34	86 461	38 020
662 CLAY, REFRACTORY BLDG PROD	98 314	10 071	4 692	PHILIPPINES			
663 OTH NONMETAL MINERAL MFMS	8 418	7 323	3 431	IMPORTS	7 687 060	930 396	430 628
664 GLASS	4 316	2 670	1 222	034 FISH FRESH, CHILLED, FROZEN	45	832	385
665 GLASSWARE	2 023	2 713	1 272	036 SHELL FISH FRESH, FROZEN	308	663	331
666 POTTERY	317	1 201	556	037 FISH ETC PREPARED PRSD NES	60 533	28 063	13 038
667 PEARL, PRECIOUS, SEMI-PRECIOUS STONE		5 273	2 343	054 VEG ETC FRSH, SIMPLY PRSD	2 728	75	37
671 PIG IRON ETC	1 518	297	144	057 FRUIT, NUTS, FRESH, DRIED	23 646	3 474	1 600
672 IRON, STEEL PRIMARY FORMS	168 948	6 851	3 336	058 FRUIT PRESERVED, PREPARED	110 487	21 117	9 493
673 IRON AND STEEL SHAPES	16 381	4 239	1 993	071 COFFEE AND SUBSTITUTES	2 790	2 015	903
674 IRON, STEEL UNIV. PLATE, SHEET	24 005	3 469	1 680	072 COCOA	12 071	6 930	3 061
675 IRON, STEEL HOOP, STRIP	28 412	7 495	3 464	081 FEEDING STUFF FOR ANIMALS	4 669 747	133 011	61 390
676 RAILWAY RAILS ETC IRON, STEEL	8 450	4 044	1 886	121 TOBACCO UNMANUFACTURED, REFUSE	37 686	20 890	9 759
677 IRON, STEEL WIRE EXCL W ROD	5 849	1 222	564	122 TOBACCO MFMS	41	147	66
678 IRON, STEEL TUBES, PIPES, ETC	82 704	14 710	6 639	223 SEEDS FOR OTH FIXED OILS	116 886	4 808	2 377
679 IRON, STEEL CASTINGS UNWORKED	97	70	31	232 NATURAL RUBBER, GUMS	4 710	943	430
681 SILVER, PLATINUM, ETC	250	7 587	3 608	245 FUEL WOOD NES, CHARCOAL	3 700	193	84
682 COPPER EXC CEMENT COPPER	19 671	21 698	9 985	247 OTH WOOD ROUGH, SQUARED	62 753	2 958	1 435
683 NICKEL	69	538	230	248 WOOD SHAPED	40 832	3 888	1 810
684 ALUMINIUM	15 767	14 741	6 742	251 PULP AND WASTE PAPER	17 857	8 309	3 737
685 LEAD	12	119	54	265 VEG FIBRE, EXCL COTN JUTE	8 319	1 932	869
687 TIN	20	74	37	287 BASE METAL ORES, CONC NES	138 983	2 982	1 435
691 STRUCTURES AND PARTS NES	18 653	11 369	5 188	288 NONFERR METAL SCRAP NES	240	342	161
692 METAL TANKS, BOXES, ETC	206	394	177	289 PREC METAL ORE, WASTE NES	153	310	150
693 WIRE PRODUCTS NON ELECTR	1 369	1 024	473				
694 STL, COPPER NAILS, NUTS, ETC	5 828	4 703	2 176				



## 7 IMPORTS AND EXPORTS (SPECIAL TRADE) BY COUNTRIES OF PRODUCTION AND CONSUMPTION AND BY GROUPS OF THE SITC-REV. II 1986

GROUP DESCRIPTION	DT * 100 KG	1 000 DM	1 000 \$	GROUP DESCRIPTION	DT * 100 KG	1 000 DM	1 000 \$
291 CRUDE ANIMAL MTRIALS NES	1 111	460	211	635 WOOD MANUFACTURES NES	432	133	65
292 CRUDE VEG MATERIALS NES	1 144	718	346	641 PAPER AND PAPERBOARD	30 053	4 730	2 243
423 FIXED VEG OILS, SOFT	18 864	1 880	846	642 ARTICLES OF PAPER ETC	1 170	627	290
424 FIXED VEG OIL NONSOFT	2 025 184	160 401	75 011	651 TEXTILE YARN AND THREAD	1 327	3 107	1 449
431 PROCESD ANML VEG OIL, ETC	95 157	8 841	3 967	652 COTTON FABRICS, WOVEN	3 444	1 270	579
512 ALCOHOLS, PHENOLS, ETC	66 930	10 967	5 026	653 WOVN MAN-MADE FIB FABRIC	1 061	3 612	1 621
522 INORG ELEMNTS, OXIDES, ETC	220	565	263	654 OTH WOVEN TEXTILE FABRIC	180	593	270
583 PROD OF POLYMERIZING ETC	1 550	552	262	655 KNIT ETC FABRICS	522	2 324	1 094
612 LEATHER ETC MANUFACTURES	836	4 384	1 999	656 LACE, RIBBONS, TULLE, ETC	81	581	268
634 VENEERS, PLYWOOD, ETC	45 679	5 522	2 624	657 SPECIAL TEXTILE ETC PROD	1 314	3 243	1 504
635 WOOD MANUFACTURES NES	4 031	2 883	1 344	658 TEXTILE ARTICLES NES	58	282	131
656 LACE, RIBBONS, TULLE, ETC	4	140	69	662 CLAY, REFRACTORY BLDG PRD	2 069	303	139
657 SPECIAL TEXTILE ETC PROD	1 887	474	212	663 OTH NONMETAL MINERAL MFS	1 476	873	406
658 TEXTILE ARTICLES NES	1 406	3 661	1 711	664 GLASS	1 597	955	438
659 FLOOR COVERINGS ETC	72	93	46	665 GLASSWARE	644	860	395
663 OTH NONMETAL MINERAL MFS	9	78	36	666 POTTERY	397	1 049	486
666 POTTERY	1 051	900	409	671 PIG IRON ETC	725	190	87
671 PIG IRON ETC	7 545	868	372	673 IRON AND STEEL SHAPES	359	166	78
682 COPPER EXC CEMENT COPPER	248	82	36	674 IRN, STL UNIV, PLATE, SHEET	333	93	41
683 NICKEL	12 754	12 093	5 338	675 IRON, STEEL HOOP, STRIP	524	197	92
714 ENGINES & MOTORS NES	604	77 942	36 575	677 IRN, STL WIRE EXCL W ROD	122	112	53
728 OTH MACHY FOR SPCL INDUS	35	108	48	678 IRON, STL TUBES, PIPES, ETC	3 590	671	319
749 NONELEC MACH PTS, ACC NES	9	153	74	681 SILVER, PLATINUM, ETC	6	93	45
759 OFFICE & ADP MCH PTS, ACC	13	1 893	793	682 COPPER EXC CEMENT COPPER	365	440	200
761 TELEVISION RECEIVERS	71	197	92	683 NICKEL	200	419	187
762 RADIO BROADCAST RECEIVRS	790	2 174	993	684 ALUMINIUM	5 272	3 485	1 691
763 SOUND RECORDS, PHONOGRPH	453	1 680	775	692 METAL TANKS, BOXES, ETC	627	785	369
764 TELECOM EQPT, PTS, ACC NES	1 451	1 970	902	693 WIRE PRODUCTS NON ELECTR	85	209	98
771 ELECTRIC POWER MACHY NES	69	1 047	492	694 STL, COPPR NAILS, NUTS, ETC	87	167	75
776 TRANSISTORS, VALVES, ETC	4 157	130 836	60 636	695 TOOLS	949	2 221	1 020
778 ELECTRICAL MACHINERY NES	302	1 151	525	696 CUTLERY	32	343	152
781 PASS MOTOR VEH EXC BUSES	176	317	139	697 BASE MTL HOUSEHOLD EQUIP	122	189	86
784 MOTOR VEHL PTS, ACC NES	28	174	86	699 OTHER METAL MANUFACTURES	885	1 511	688
812 PLUMB, HEATNG, LGHTNG EQU	210	228	112	700 INDUSTRIAL PLANT, CHAP 84	186	4 138	2 030
821 FURNITURE	3 813	4 569	2 115	703 INDUSTRIAL PLANT, CHAP 85	2	63	31
831 TRAVEL GOODS, HANDBAGS	619	662	311	711 STEAM BOILERS & AUX PLNT	887	953	435
842 MENS OUTERWEAR NOT KNIT	9 167	29 089	13 481	712 STEAM ENGINES, TURBINES	703	6 681	3 205
843 WOMENS OUTERWEAR NONKNIT	6 711	25 247	11 895	713 INTRNL COMBUS PISTN ENGN	2 201	29 483	14 771
844 UNDERWEAR NOT KNIT	1 104	4 854	2 149	714 ENGINES & MOTORS NES	428	97 084	45 373
845 UNDERWEAR KNIT NONELASTC	11 284	29 991	14 048	716 ROTATING ELECTRIC PLANT	247	956	436
846 UNDERWEAR KNITTED	14 109	37 482	17 271	721 AGRIC MACHY, EXC TRACTORS	86	362	179
847 TXTL CLTHNG ACCESRYS NES	1 226	4 314	2 084	722 TRACTORS NON-ROAD	330	256	113
848 HEADGEAR, NONTXL CLOTHNG	606	8 748	4 077	723 CIVIL ENNGNEERG EQUIP ETC	1 905	1 017	481
851 FOOTWEAR	1 938	4 753	2 178	724 TEXTILE, LEATHER MACHNRY	2 298	11 702	5 534
874 MEASURNG, CONTROLNG INSTR	23	463	212	725 PAPER ETC MILL MACHINERY	283	1 195	544
881 PHOTO APPAR & EQUIPT NES	141	2 136	926	726 PRINTG, BKBINDG MACHY, PTS	1 183	4 587	2 161
884 OPTICAL GOODS NES	16	416	199	727 FOOD MACHRY NON-DOMESTIC	212	1 354	666
885 WATCHES AND CLOCKS	44	2 618	1 232	728 OTH MACHY FOR SPCL INDUS	1 946	13 324	6 139
892 PRINTED MATTER	18	74	36	736 MACHINE TOOLS FOR METAL	433	1 924	885
893 ARTICLES OF PLASTIC NES	2 515	693	322	737 METALWORKING MACHNRY NES	188	381	173
894 TOYS, SPORTING GOODS, ETC	6 540	14 280	6 635	741 HEATING, COOLING EQUIPMNT	1 300	2 611	1 213
897 GOLD, SILVER WARE, JEWELRY	372	1 828	842	742 PUMPS FOR LIQUIDS ETC	198	1 766	810
898 MUSICAL INSTRUMENTS, PTS	231	2 387	1 090	743 PUMPS NES, CENTRIFUGES ETC	452	2 034	937
899 OTH MANUFACTURED GOODS	10 418	15 055	6 995	744 MECHANICAL HANDLING EQU	390	975	459
941 ZOO ANIMALS, PETS	28	691	311	745 NONELEC MACHY, TOOLS NES	766	5 237	2 427
971 GOLD, NON MONETARY NES	81	54 072	24 147	749 NONELEC MACH PTS, ACC NES	372	2 908	1 320
				751 OFFICE MACHINES	112	592	272
EXPORTS	705 728	597 911	277 772	752 AUTOMTIC DATA PROC EQUIP	26	1 325	645
001 LIVE ANIMALS	53	342	164	759 OFFICE & ADP MCH PTS, ACC	118	12 668	6 104
022 MILK AND CREAM	27 079	11 044	5 001	762 RADIO BROADCAST RECEIVRS	4	93	43
037 FISH ETC PREPD PRSVD NES	4	124	59	764 TELECOM EQPT, PTS, ACC NES	1 053	23 192	11 009
048 CEREAL ETC PREPARATIONS	2 740	411	182	771 ELECTRIC POWER MACHY NES	1 532	1 455	670
061 SUGAR AND HONEY	76 705	4 483	2 034	772 SWITCHGEAR ETC & PTS NES	225	1 847	840
072 COCOA	1 000	416	192	773 ELECTR DISTRIBUTING MACH	566	1 198	557
081 FEEDING STUFF FOR ANMLS	2 324	460	215	774 ELECTRO-MEDCL, XRAY EQUIP	50	1 388	682
098 EDIBLE PRODCTS, PREPS NES	957	834	387	775 HOUSEHOLD TYPE EQUIP NES	657	735	334
112 ALCOHOLIC BEVERAGES	402	173	80	776 TRANSISTORS, VALVES, ETC	1 592	83 777	38 835
233 RUBBER, SYNTHETIC, RECLAIND	4 750	1 711	795	778 ELECTRICAL MACHINERY NES	6 207	4 844	2 250
251 PULP AND WASTE PAPER	711	141	68	781 PASS MOTOR VEH EXC BUSES	2 826	9 252	4 326
273 STONE, SAND AND GRAVEL	42 411	911	421	784 MOTOR VEHL PTS, ACC NES	1 972	6 787	3 148
278 OTHER CRUDE MINERALS	58 270	1 329	606	786 VEH NES NONMOTR, TRAILERS	140	184	83
292 CRUDE VEG MATERIALS NES	823	4 372	1 960	791 RAILWAY VEHICLES	34	253	119
334 PETROLEUM PRODUCTS, REFIN	24 386	3 565	1 693	792 AIRCRAFT	7	742	338
335 RESIDUAL PETRLM PROD NES	451	100	46	793 SHIPS AND BOATS	150 000	50 525	22 216
424 FIXED VEG OIL NONSOFT	2 791	463	198	812 PLUMB, HEATNG, LGHTNG EQU	159	609	269
431 PROCESD ANML VEG OIL, ETC	711	173	79	821 FURNITURE	375	1 761	784
511 HYDROCARBONS NES, DERIVS	4 157	980	453	847 TXTL CLTHNG ACCESRYS NES	157	473	227
512 ALCOHOLS, PHENOLS, ETC	14 137	2 053	949	848 HEADGEAR, NONTXL CLOTHNG	34	75	32
513 ORGANIC ACIDS, ETC	12 445	3 037	1 415	871 OPTICAL INSTRUMENTS	6	277	127
514 NITROGEN-FUNCTN COMPOUNDS	5 209	4 449	2 040	872 MEDICAL INSTRUMENTS NES	74	1 042	479
515 ORG-INORG COMPOUNDS ETC	4 301	12 818	5 835	873 METERS & COUNTERS NES	106	377	175
516 OTHER ORGANIC CHEMICALS	4 526	5 116	2 335	874 MEASURNG, CONTROLNG INSTR	344	4 968	2 327
522 INORG ELEMNTS, OXIDES, ETC	17 902	3 440	1 579	881 PHOTO APPAR & EQUIPT NES	75	951	414
523 OTHR INORGANIC CHEMICALS	36 021	4 310	1 981	882 PHOTO, CINEMA SUPPLIES	3 462	4 813	2 196
531 SYNT DYE, NAT INDGO, LAKES	4 764	10 007	4 683	884 OPTICAL GOODS NES	2	71	34
532 DYES NES, TANNING PRODS	4 634	769	351	885 WATCHES AND CLOCKS	16	135	63
533 PIGMENTS, PAINTS, ETC	10 066	4 481	2 082	892 PRINTED MATTER	177	374	179
541 MEDICINAL ETC PRODUCTS	3 346	21 933	10 089	893 ARTICLES OF PLASTIC NES	1 916	2 915	1 375
551 ESSENTL OIL, PERFUME, ETC	430	1 137	526	894 TOYS, SPORTING GOODS, ETC	636	1 267	621
553 PERFUMERY, COSMETICS, ETC	227	177	80	895 OFFICE SUPPLIES NES	950	3 352	1 530
554 SOAPS, CLEANING ETC PREPS	16 370	3 305	1 527	897 GOLD, SILVER WARE, JEWELRY	17	569	270
562 FERTILIZERS MANUFACTURED	1 642	165	76	898 MUSICAL INSTRUMENTS, PTS	17	160	69
582 PROD OF CONDENSATION ETC	8 649	3 724	1 723	899 OTHER MANUFACTURED GOODS	445	1 586	738
583 PROD OF POLYMERIZING ETC	26 029	6 797	3 145	951 WAR FIREARMS, AMMUNITION	8	92	43
584 CELLULOSE DERIVATIVES ETC	434	371	169	971 GOLD, NON MONETARY NES	1 495	689	689
585 PLASTIC MATERIALS NES	345	306	144				
591 PESTICIDES, DISINFECTANTS	5 814	7 650	3 480	MONGOLIA			
592 STARCH, INULIN, GLUTEN, ETC	1 704	744	337	IMPORTS	2 213	2 692	1 244
598 MISC CHEMICAL PRODS NES	20 627	7 660	3 533				
611 LEATHER	102	687	311	212 FUR SKINS UNRESSED	128	719	322
612 LEATHER ETC MANUFACTURES	32	62	32	268 WOOL (EXC TOPS), ANML HAIR	1 318	576	263
621 MATERIALS OF RUBBER	177	339	160	291 CRUDE ANIMAL MTRIALS NES	620	1 085	513
625 RUBBER TYRES, TUBES	145	117	56	659 FLOOR COVERINGS ETC	125	261	124
628 RUBBER ARTICLES NES	224	645	310				



## 7 IMPORTS AND EXPORTS (SPECIAL TRADE) BY COUNTRIES OF PRODUCTION AND CONSUMPTION AND BY GROUPS OF THE SITC-REV. II 1986

GROUP DESCRIPTION	DT = 100 KG	1 000 DM	1 000 \$	GROUP DESCRIPTION	DT = 100 KG	1 000 DM	1 000 \$
EXPORTS	2 907	4 305	1 927	671 PIG IRON ETC	5 018	4 965	2 258
334 PETROLEUM PRODUCTS, REFIN	586	144	62	677 IRN, STL WIRE EXCL W ROD	9 010	1 355	620
532 DYES NES, TANNING PRODS	681	189	83	678 IRN, STL TUBES, PIPES, ETC	1 548	649	301
583 PROD OF POLYMERIZING ETC	451	154	67	679 IRN, STL CASTINGS UNWORKE	8 640	1 131	541
598 MISC CHEMICAL PRODS NES	119	79	34	681 SILVER, PLATINUM, ETC		6 601	3 184
695 TOOLS	24	161	71	682 COPPER EXC CEMENT COPPER	1 000	2 008	930
724 TEXTILE, LEATHER MACHNRY	31	491	215	683 NICKEL	251	235	106
726 PRINTG, BKBINDG MACHY, PTS	13	205	91	684 ALUMINIUM	67	93	46
728 OTH MACHY FOR SPCL INDUS	28	227	101	687 TIN	2 172	2 988	1 480
743 PUMPS NES, CENTRIFUGES ETC	13	149	67	689 NON-FER BASE METALS NES	11 342	12 214	5 744
745 NONELEC MACHY, TOOLS NES	43	696	346	693 WIRE PRODUCTS NON ELECTR	11 845	2 332	1 065
781 PASS MOTOR VEH EXC BUSES	209	549	235	694 STL, COPPR NAILS, NUTS, ETC	130 078	23 407	10 844
872 MEDICAL INSTRUMENTS NES	10	102	43	695 TOOLS	50 265	24 910	11 506
				696 CUTLERY	9 378	11 352	5 288
CHINA				697 BASE MTL HOUSEHOLD EQUIP	13 142	4 299	1 946
IMPORTS	8 434 881	2 703 303	1 250 338	699 OTHER METAL MANUFACTURES	69 749	19 755	9 109
011 MEAT FRESH, CHILLD, FROZEN	1 230	1 584	730	713 INTRNL COMBUS PISTN ENGN	187	241	108
034 FISH FRESH, CHILLED, FROZN	265	125	61	714 ENGINES & MOTORS NES	145	1 740	780
036 SHELL FISH FRESH, FROZEN	4 433	9 199	4 328	716 ROTATING ELECTRIC PLANT	14 472	4 868	2 278
037 FISH ETC PREPD PRSVD NES	434	804	377	721 AGRIC MACHY, EXC TRACTORS	3 093	849	394
042 RICE	5 035	1 086	503	724 TEXTILE, LEATHER MACHNRY	19	220	107
045 CEREALS NES UNMILLED	19 040	2 229	1 055	726 OTH MACHY FOR SPCL INDUS	87	120	55
048 CEREAL ETC PREPARATIONS	2 677	933	422	736 MACHINE TOOLS FOR METAL	17 047	12 726	5 859
054 VEG ETC FRSH, SMPLY PRSVD	533 827	51 530	23 638	737 METALWORKING MACHNRY NES	19	218	109
056 VEGTBLES ETC PRSVD, PREPD	441 587	119 351	55 476	741 HEATING, COOLING EQUIPMNT	16	105	51
057 FRUIT, NUTS, FRESH, DRIED	33 193	12 171	5 712	742 PUMPS FOR LIQUIDS ETC	234	130	58
058 FRUIT PRESERVED, PREPARED	28 226	8 507	3 857	743 PUMPS NES, CENTRIFUGES ETC	152	676	312
061 SUGAR AND HONEY	178 136	33 465	15 590	744 MECHANICAL HANDLING EQU	5 621	1 710	783
071 COFFEE AND SUBSTITUTES	280	315	143	745 NONELEC MACHY, TOOLS NES	131	422	177
072 COCOA	350	376	165	749 NONELEC MACH PTS, ACC NES	12 704	7 272	3 422
074 TEA AND MATE	29 750	16 271	7 425	751 OFFICE MACHINES	584	1 400	667
075 SPICES	33 111	17 072	7 748	752 AUTOMTIC DATA PROC EQUIP	6	137	62
081 FEEDING STUFF FOR ANIMLS	1 138 448	28 619	13 296	761 TELEVISION RECEIVERS	565	1 333	647
098 EDIBLE PRODCTS, PREPS NES	15 270	4 117	1 891	762 RADIO BROADCAST RECEIVRS	4 266	9 602	4 662
112 ALCOHOLIC BEVERAGES	1 610	863	399	763 SOUND RECORDRS, PHONOGRPH	496	1 561	748
121 TOBACCO UNMNFCTRD, REFUSE	5 001	2 438	1 087	764 TELECOM EQPT, PTS, ACC NES	176	624	289
211 HIDES, SKINS, UNDRESSED	1 912	4 149	1 923	771 ELECTRIC POWER MACHY NES	156	756	348
212 FUR SKINS UNDRESSED	285	7 781	3 512	772 SWITCHGEAR ETC & PTS NES	83	928	438
222 SEEDS FOR SOFT FIXED OIL	171 462	20 917	9 746	775 HOUSEHOLD TYPE EQUIP NES	178	162	79
223 SEEDS FOR OTH FIXED OILS	373 409	24 254	11 275	776 TRANSISTORS, VALVES, ETC	8	145	68
232 NATURAL RUBBER, GUMS	857	182	75	778 ELECTRICAL MACHINERY NES	293	306	152
233 RUBBER, SYNTHETIC, RECLAIMD	●	●	●	784 MOTOR VEHCL PTS, ACC NES	540	244	116
248 WOOD SHAPED	329	83	38	785 MOTOR & OTHER CYCLES ETC	1 922	856	385
261 SILK	2 807	9 007	4 128	786 VEH NES NONMOTR, TRAILERS	1 301	217	99
263 COTTON	140 000	26 334	12 354	792 AIRCRAFT	30	321	155
264 JUTE, OTH TEX BAST FIBRES	584	76	32	821 PLUMB, HEATNG, LGHTNG EQU	3 545	1 428	656
265 VEG FIBRE, EXCL COTN JUTE	741	914	427	821 FURNITURE	11 751	13 682	6 254
268 WOOL (EXC TOPS), ANML HAIR	6 519	23 928	10 935	831 TRAVEL GOODS, HANDBAGS	39 779	72 264	33 450
277 NATURAL ABRASIVES NES	1 000	70	34	842 MENS OUTERWEAR NOT KNIT	63 336	173 960	81 416
278 OTHER CRUDE MINERALS	1 759 624	58 782	27 035	843 WOMENS OUTERWEAR NONKNIT	52 136	169 614	78 736
287 BASE METAL ORES, CONC NES	1 186 439	38 696	17 737	844 UNDERWEAR NOT KNIT	9 685	21 476	10 119
291 CRUDE ANIMAL MTRIALS NES	162 119	141 226	65 637	845 OUTERWEAR KNIT NONELASTC	24 150	63 783	29 367
292 CRUDE VEG MATERIALS NES	48 359	17 220	7 882	846 UNDERWEAR KNITTED	19 810	44 444	20 661
322 COAL, LIGNITE, PEAT	39 844	344	173	847 TXTL CLTHNG ACCESSRYS NES	9 137	22 725	10 514
335 RESIDUAL PETRLM PROD NES	7 390	848	401	848 HEADGEAR, NONTXL CLOTHNG	81 053	143 073	66 345
423 FIXED VEG OILS, SOFT	38 690	5 230	2 418	851 FOOTWEAR	49 205	38 092	17 356
424 FIXED VEG OIL NONSOFT	6 061	1 028	500	871 OPTICAL INSTRUMENTS	97	939	441
431 PROCESD ANML VEG OIL, ETC	450	238	115	872 MEDICAL INSTRUMENTS NES	15	95	46
511 HYDROCARBONS NES, DERIVS	1 642	2 157	1 012	874 MEASURING, CONTROLLING INSTR	671	2 694	1 234
512 ALCOHOLS, PHENOLS, ETC	6 560	8 922	4 133	881 PHOTO APPAR & EQUIPT NES	266	1 971	919
513 ORGANIC ACIDS, ETC	76 595	24 167	10 986	882 PHOTO, CINEMA SUPPLIES	8	71	35
514 NITROGEN-FUNCTN COMPOUNDS	9 841	8 782	4 017	885 WATCHES AND CLOCKS	1 875	15 825	7 479
515 ORG-INORG COMPOUNDS ETC	23 601	48 276	21 811	892 PRINTED MATTER	591	1 018	485
516 OTHER ORGANIC CHEMICALS	7 283	4 573	2 123	893 ARTICLES OF PLASTIC NES	21 358	11 028	5 134
522 INORG ELEMNTS, OXIDES, ETC	61 067	35 646	16 183	894 TOYS, SPORTING GOODS, ETC	78 092	94 585	44 679
523 OTHR INORGANIC CHEMICALS	122 142	21 423	9 891	895 OFFICE SUPPLIES NES	1 895	974	460
524 RADIOACTIVE ETC MATERIAL	158	1 266	607	896 WORKS OF ART ETC	170	599	286
531 SYNT DYE, NAT INDGO, LAKES	1 368	642	296	897 GOLD, SILVER WARE, JEWELRY	107	13 450	6 396
541 MEDICINAL ETC PRODUCTS	21 876	69 684	31 520	898 MUSICAL INSTRUMENTS, PTS	999	1 837	856
551 ESSENTIAL OIL, PERFUME, ETC	8 875	10 474	4 811	899 OTHER MANUFACTURED GOODS	133 175	83 773	38 727
553 PERFUMERY, COSMETICS, ETC	500	347	164	941 ZOO ANIMALS, PETS	4	165	76
572 EXPLOSIVES, PYROTECH PROD	44 781	20 439	9 529	951 WAR FIREARMS, AMMUNITION	15	62	30
582 PROD OF CONDENSATION ETC	3 096	972	464	961 COIN NONGOLD, NONCURRENT	7	1 503	709
583 PROD OF POLYMERIZING ETC	●	●	●	972 GOLD COIN	1 470	713	713
585 PLASTIC MATERIALS NES	●	●	●	EXPORTS	16 088 411	6 221 063	2 879 023
592 STARCH, INULIN, GLUTEN, ETC	19 461	5 772	2 603	001 LIVE ANIMALS	140	1 596	733
598 MISC CHEMICAL PRODS NES	197 730	22 263	10 134	022 MILK AND CREAM	22 000	5 360	2 347
611 LEATHER	158	518	239	023 BUTTER	3 023	1 273	564
612 LEATHER ETC MANUFACTURES	1 027	362	174	041 WHEAT ETC UNMILLED	205 960	8 333	4 157
613 FUR SKINS TANNED, DRESSED	1 514	6 923	3 222	054 VEG ETC FRSH, SMPLY PRSVD	243	139	67
621 MATERIALS OF RUBBER	20	137	64	081 FEEDING STUFF FOR ANIMLS	1 085	654	299
625 RUBBER TYRES, TUBES	1 132	620	302	211 HIDES, SKINS, UNDRESSED	752	302	135
628 RUBBER ARTICLES NES	194	135	64	233 RUBBER, SYNTHETIC, RECLAIMD	21 996	8 658	3 921
633 CORK MANUFACTURES	125	209	97	266 SYNTHETIC FIBRE TO SPIN	101 789	30 565	14 370
634 VENEERS, PLYWOOD, ETC	780	133	58	267 OTHER MAN-MADE FIBRES	4 873	2 201	1 099
635 WOOD MANUFACTURES NES	8 702	5 231	2 470	291 CRUDE ANIMAL MTRIALS NES	1 728	875	414
642 ARTICLES OF PAPER ETC	8 610	2 933	1 368	292 CRUDE VEG MATERIALS NES	127	215	97
651 TEXTILE YARN AND THREAD	34 443	23 528	10 844	334 PETROLEUM PRODUCTS, REFIN	18 098	6 920	3 196
652 COTTON FABRICS, WOVEN	67 590	55 764	25 708	335 RESIDUAL PETRLM PROD NES	9 435	1 981	956
653 WOVN MAN-MADE FIB FABRIC	40 258	32 010	14 757	423 FIXED VEG OILS, SOFT	17 000	910	457
654 OTH WOVN TEXTILE FABRIC	5 477	51 013	23 180	431 PROCESD ANML VEG OIL, ETC	227	75	34
655 KNIT ETC FABRICS	209	1 183	554	511 HYDROCARBONS NES, DERIVS	297 996	37 750	17 672
656 LACE, RIBBONS, TULLE, ETC	425	1 375	635	512 ALCOHOLS, PHENOLS, ETC	717 570	109 426	49 882
657 SPECIAL TEXTILE ETC PROD	1 141	1 692	785	513 ORGANIC ACIDS, ETC	731 730	93 649	43 524
658 TEXTILE ARTICLES NES	113 026	103 918	47 724	514 NITROGEN-FUNCTN COMPOUNDS	72 542	34 005	15 496
659 FLOOR COVERINGS ETC	38 103	77 648	35 864	515 ORG-INORG COMPOUNDS ETC	13 638	13 415	6 206
661 CEMENT ETC BUILDING PROD	4 299	498	239	516 OTHER ORGANIC CHEMICALS	59 526	12 389	5 612
663 OTH NONMETAL MINERAL MFS	1 568	802	373	522 INORG ELEMNTS, OXIDES, ETC	538 842	25 762	11 687
664 GLASS	342	114	51	523 OTHR INORGANIC CHEMICALS	114 653	9 331	4 189
665 GLASSWARE	4 606	2 026	957	524 RADIOACTIVE ETC MATERIAL		653	308
666 POTTERY	22 700	10 179	4 735	531 SYNT DYE, NAT INDGO, LAKES	9 936	38 268	17 444
667 PEARL, PREC-, SEMI-P STONE	31	5 276	2 387	532 DYES NES, TANNING PRODS	344	135	61
				533 PIGMENTS, PAINTS, ETC	7 040	5 107	2 373



7 IMPORTS AND EXPORTS (SPECIAL TRADE) BY COUNTRIES OF PRODUCTION AND CONSUMPTION AND BY GROUPS OF THE SITC-REV. II 1986

GROUP DESCRIPTION	DT * 100 KG	1 000 DM	1 000 \$	GROUP DESCRIPTION	DT * 100 KG	1 000 DM	1 000 \$
541 MEDICINAL ETC PRODUCTS	11 801	19 197	8 901	812 PLUMBING, HEATING, LIGHTING EQUI	469	1 655	793
551 ESSENTIAL OIL, PERFUME, ETC	122	709	334	821 FURNITURE	551	1 067	496
553 PERFUMERY, COSMETICS, ETC	5	91	42	842 MENS OUTERWEAR NOT KNIT	1 746	2 515	1 136
554 SOAPS, CLEANING ETC PREPS	10 484	3 131	1 380	843 WOMENS OUTERWEAR NONKNIT	49	211	83
562 FERTILIZERS MANUFACTURED	150 001	5 260	2 442	848 HEADGEAR, NONTEXTILE CLOTHING	54	458	210
582 PROD OF CONDENSATION ETC	23 237	18 078	8 267	851 FOOTWEAR	10	84	38
583 PROD OF POLYMERIZING ETC	779 234	103 522	47 667	871 OPTICAL INSTRUMENTS	458	20 681	9 356
584 CELLULOSE DERIVATIVES ETC	966	745	346	872 MEDICAL INSTRUMENTS NES	372	14 700	6 981
591 PESTICIDES, DISINFECTANTS	598	633	308	873 METERS & COUNTERS NES	111	1 806	831
592 STARCH, INULIN, GLUTEN, ETC	6 862	2 704	1 278	874 MEASURING, CONTROLLING INSTR	14 861	211 745	97 237
598 MISC CHEMICAL PRODS NES	26 018	14 297	6 588	881 PHOTO APPAR & EQUIPT NES	2 911	30 881	14 401
605 INDUSTRIAL PLANT, CHAP 73	44 772	67 264	32 229	882 PHOTO, CINEMA SUPPLIES	2 836	7 259	3 406
611 LEATHER	308	174	80	884 OPTICAL GOODS NES	11	1 002	467
612 LEATHER ETC MANUFACTURES	61	74	33	885 WATCHES AND CLOCKS	2	88	38
613 FUR SKINS TANNED, DRESSED	90	4 499	2 163	892 PRINTED MATTER	3 020	58 205	27 752
621 MATERIALS OF RUBBER	1 076	823	389	893 ARTICLES OF PLASTIC NES	447	1 473	714
625 RUBBER TYRES, TUBES	194	261	122	894 TOYS, SPORTING GOODS, ETC	233	1 143	522
628 RUBBER ARTICLES NES	244	1 233	569	895 OFFICE SUPPLIES NES	72	406	182
634 VENEERS, PLYWOOD, ETC	809	253	109	896 WORKS OF ART ETC	1	224	99
635 WOOD MANUFACTURES NES	2 162	631	299	897 GOLD, SILVER WARE, JEWELRY		285	132
641 PAPER AND PAPERBOARD	395 814	35 768	16 540	898 MUSICAL INSTRUMENTS, PTS	336	2 095	971
642 ARTICLES OF PAPER ETC	3 060	2 663	1 283	899 OTHER MANUFACTURED GOODS	155	1 103	520
651 TEXTILE YARN AND THREAD	5 214	6 110	2 865	941 ZOO ANIMALS, PETS	144	951	441
652 COTTON FABRICS, WOVEN	776	1 923	882				
653 WOVEN MAN-MADE FIB FABRIC	1 741	5 385	2 464	NORTH KOREA			
654 OTH WOVEN TEXTILE FABRIC	966	2 768	1 224				
655 KNIT ETC FABRICS	293	774	351	IMPORTS	503 202	154 669	70 317
656 LACE, RIBBONS, TULLE, ETC	43	264	119				
657 SPECIAL TEXTILE ETC PROD	528	2 892	1 385	212 FUR SKINS UNRESSED	88	311	144
659 FLOOR COVERINGS ETC	50	584	269	278 OTHER CRUDE MINERALS	428 198	16 019	7 422
662 CLAY, REFRACTORY BLDG PRD	71 562	15 734	7 170	291 CRUDE ANIMAL MATERIALS NES	3 887	458	213
663 OTH NONMETAL MINERAL MFS	6 917	5 722	2 643	292 CRUDE VEG MATERIALS NES	683	592	262
664 GLASS	5 375	3 557	1 679	551 ESSENTIAL OIL, PERFUME, ETC	159	190	91
665 GLASSWARE	229	672	293	681 SILVER, PLATINUM, ETC	489	22 914	10 435
666 POTTERY	330	571	255	685 LEAD	68 326	11 025	4 910
667 PEARL, PREC., SEMI-P STONE	882	1 678	812	752 AUTOMATIC DATA PROC EQUIP	14	104	52
672 IRON, STL PRIMARY FORMS	979 933	47 418	21 760	776 TRANSISTORS, VALVES, ETC		77	37
673 IRON AND STEEL SHAPES	2 098 856	112 650	51 946	843 WOMENS OUTERWEAR NONKNIT	218	593	295
674 IRON, STL UNIV, PLATE, SHEET	1 400 425	149 587	70 148	844 UNDERWEAR NOT KNIT	49	163	70
675 IRON, STEEL HOOP, STRIP	153 767	26 637	12 487	845 OUTERWEAR KNIT NONELASTIC	18	69	34
676 RAILWAY RAILS ETC IRN, STL	1 653	419	202	848 HEADGEAR, NONTEXTILE CLOTHING	118	1 208	526
677 IRN, STL WIRE EXCL W ROD	7 270	2 546	1 213	971 GOLD, NON MONETARY NES	40	100 523	45 628
678 IRON, STL TUBES, PIPES, ETC	3 633 538	499 519	230 291				
679 IRN, STL CASTINGS UNWORKED	3 651	925	448	EXPORTS	129 780	82 575	38 851
681 SILVER, PLATINUM, ETC	6	868	408				
682 COPPER EXC CEMENT COPPER	3 437	2 733	1 266	233 RUBBER, SYNTHETIC, RECLAIMED	205	118	58
683 NICKEL	25	102	44	278 OTHER CRUDE MINERALS	120	128	58
684 ALUMINIUM	57 139	32 108	14 656	334 PETROLEUM PRODUCTS, REFIN	154	96	47
686 ZINC	37 845	6 320	3 049	335 RESIDUAL PETROLEUM PROD NES	450	60	30
689 NON-FER BASE METALS NES	405	743	367	423 FIXED VEG OILS, SOFT	53 000	3 504	1 748
691 STRUCTURES AND PARTS NES	19 500	8 081	3 723	511 HYDROCARBONS NES, DERIVS	1 210	220	98
692 METAL TANKS, BOXES, ETC	10 828	10 334	4 634	512 ALCOHOLS, PHENOLS, ETC	4 259	769	375
693 WIRE PRODUCTS NON ELECTR	8 100	2 587	1 209	513 ORGANIC ACIDS, ETC	23 503	3 304	1 422
694 STL, COPPER NAILS, NUTS, ETC	266	562	251	516 OTHER ORGANIC CHEMICALS	67	78	36
695 TOOLS	875	9 261	4 196	522 INORGANIC ELEMENTS, OXIDES, ETC	1 153	255	122
697 BASE METAL HOUSEHOLD EQUIP	•	•	•	523 OTHER INORGANIC CHEMICALS	458	161	74
699 OTHER METAL MANUFACTURES	3 767	5 123	2 362	531 SYNTH DYE, NAT INDIGO, LAKES	299	179	79
700 INDUSTRIAL PLANT, CHAP 84	249 463	453 629	210 264	533 PIGMENTS, PAINTS, ETC	386	236	114
703 INDUSTRIAL PLANT, CHAP 85	49 039	138 003	64 386	541 MEDICINAL ETC PRODUCTS	66	209	90
711 STEAM BOILERS & AUX PLNT	40 440	56 808	26 488	554 SOAPS, CLEANING ETC PREPS	304	112	56
712 STEAM ENGINES, TURBINES	106	774	345	582 PROD OF CONDENSATION ETC	1 467	1 588	768
713 INTRNL COMBUS PISTN ENGN	21 539	56 158	26 695	583 PROD OF POLYMERIZING ETC	2 444	542	257
714 ENGINES & MOTORS NES	13	628	305	598 MISC CHEMICAL PRODS NES	1 165	773	364
716 POTATING ELECTRIC PLANT	13 972	30 078	13 576	605 INDUSTRIAL PLANT, CHAP 73	5 740	5 180	2 544
718 OTH POWER GENERATING MACH	922	4 092	1 890	612 LEATHER ETC MANUFACTURES	43	101	49
721 AGRIC MACH, EXC TRACTORS	6 392	13 152	6 238	642 ARTICLES OF PAPER ETC	231	98	47
722 TRACTORS NON-ROAD	594	951	421	654 OTH WOVEN TEXTILE FABRIC	9	299	135
723 CIVIL ENGINEERING EQUIP ETC	157 460	84 835	39 313	674 IRN, STL UNIV, PLATE, SHEET	4 416	527	236
724 TEXTILE, LEATHER MACHINRY	190 076	736 195	340 887	678 IRON, STL TUBES, PIPES, ETC	3 579	2 640	1 277
725 PAPER ETC MILL MACHINERY	5 211	22 331	10 584	681 SILVER, PLATINUM, ETC		330	147
726 PRINTING, BOOKBINDING MACH, PTS	15 253	62 731	28 248	689 NON-FER BASE METALS NES	2	170	82
727 FOOD MACHINRY NON-DOMESTIC	16 957	47 520	22 796	699 OTHER METAL MANUFACTURES	372	627	279
728 OTH MACH FOR SPCL INDUS	120 891	443 568	203 510	700 INDUSTRIAL PLANT, CHAP 84	11 363	12 188	6 070
736 MACHINE TOOLS FOR METAL	123 636	440 832	203 504	713 INTRNL COMBUS PISTN ENGN	8	72	33
737 METALWORKING MACHINRY NES	123 103	147 316	69 058	722 TRACTORS NON-ROAD	481	376	181
741 HEATING, COOLING EQUIPMNT	89 573	231 733	108 427	726 PRINTING, BOOKBINDING MACH, PTS	117	832	418
742 PUMPS FOR LIQUIDS ETC	10 103	55 891	26 963	727 FOOD MACHINRY NON-DOMESTIC	81	1 129	557
743 PUMPS NES, CENTRIFUGES ETC	11 399	59 925	27 595	728 OTH MACH FOR SPCL INDUS	4 957	11 845	5 221
744 MECHANICAL HANDLING EQUIP	38 841	57 682	26 648	736 MACHINE TOOLS FOR METAL	180	791	388
745 NONELEC MACH, TOOLS NES	44 247	180 977	83 035	741 HEATING, COOLING EQUIPMNT	1 648	7 869	3 637
749 NONELEC MACH PTS, ACC NES	16 084	61 096	28 524	742 PUMPS FOR LIQUIDS ETC	38	197	99
751 OFFICE MACHINES	223	2 976	1 403	743 PUMPS NES, CENTRIFUGES ETC	819	2 776	1 284
752 AUTOMATIC DATA PROC EQUIP	492	22 808	10 535	749 NONELEC MACH PTS, ACC NES	556	1 127	512
759 OFFICE & ADP MCH PTS, ACC	146	3 718	1 705	751 OFFICE MACHINES	50	373	185
761 TELEVISION RECEIVERS	8 661	30 383	13 542	759 OFFICE & ADP MCH PTS, ACC	12	158	77
763 SOUND RECORDERS, PHONOGRPH	60	1 669	785	764 TELECOM EQUIP, PTS, ACC NES	181	2 259	943
764 TELECOM EQUIP, PTS, ACC NES	6 682	53 990	25 599	771 ELECTRIC POWER MACH NES	11	300	149
771 ELECTRIC POWER MACH NES	19 965	30 871	14 762	772 SWITCHGEAR ETC & PTS NES	300	1 182	572
772 SWITCHGEAR ETC & PTS NES	10 803	74 572	34 293	773 ELECTRIC DISTRIBUTING MACH	18	189	85
773 ELECTRIC DISTRIBUTING MACH	9 066	12 770	5 791	774 ELECTRO-MEDICAL XRAY EQUIP	25	70	31
774 ELECTRO-MEDICAL XRAY EQUIP	2 760	74 376	35 088	775 HOUSEHOLD TYPE EQUIP NES	103	175	84
775 HOUSEHOLD TYPE EQUIP NES	3 861	4 541	2 098	778 ELECTRICAL MACHINERY NES	76	419	198
776 TRANSISTORS, VALVES, ETC	461	8 009	3 780	781 PASS MOTOR VEH EXC BUSES	2 007	10 815	5 135
778 ELECTRICAL MACHINERY NES	11 983	24 183	10 770	784 MOTOR VEHCL PTS, ACC NES	146	779	369
781 PASS MOTOR VEH EXC BUSES	94 748	121 335	56 779	821 FURNITURE	13	101	47
782 LORRIES, SPCL MTR VEH NES	15 759	28 170	13 065	871 OPTICAL INSTRUMENTS	2	138	68
783 ROAD MOTOR VEHICLES NES	14 754	7 508	3 430	872 MEDICAL INSTRUMENTS NES	5	156	68
784 MOTOR VEHCL PTS, ACC NES	8 044	21 637	10 317	874 MEASURING, CONTROLLING INSTR	119	813	386
785 MOTOR & OTHER CYCLES ETC	54	335	163	881 PHOTO APPAR & EQUIPT NES	44	432	195
786 VEH NES NONMOTOR, TRAILERS	1 042	1 761	856	882 PHOTO, CINEMA SUPPLIES	30	66	30
791 RAILWAY VEHICLES	60	1 193	88	892 PRINTED MATTER	14	126	56
792 AIRCRAFT	54	2 586	1 168	893 ARTICLES OF PLASTIC NES	25	121	57
793 SHIPS AND BOATS	1 512 176	165 882	73 376	894 TOYS, SPORTING GOODS, ETC	3	70	30
801 INDUSTRIAL PLANT, CHAP 90	924	13 620	6 410	897 GOLD, SILVER WARE, JEWELRY		248	115
802 INDUSTRIAL PLANT, CHAP 94	144	84	42	898 MUSICAL INSTRUMENTS, PTS	3	239	110



## 7 IMPORTS AND EXPORTS (SPECIAL TRADE) BY COUNTRIES OF PRODUCTION AND CONSUMPTION AND BY GROUPS OF THE SITC-REV. II 1986

GROUP DESCRIPTION	DT = 100 KG	1 000 DM	1 000 \$	GROUP DESCRIPTION	DT = 100 KG	1 000 DM	1 000 \$
SOUTH KOREA				778 ELECTRICAL MACHINERY NES	40 221	100 105	46 658
IMPORTS				781 PASS MOTOR VEH EXC BUSES	26 885	23 974	11 858
034 FISH FRESH, CHILLED, FROZEN	29 507	7 690	3 543	784 MOTOR VEHCL PTS, ACC NES	594	812	386
035 FISH SALTED, DRIED, SMOKED	57	71	33	786 VEH NES NONMOTR, TRAILERS	34 499	6 619	3 202
036 SHELL FISH FRESH, FROZEN	350	661	317	791 RAILWAY VEHICLES	310	133	57
037 FISH ETC PREP'D PRSVD NES	2 713	1 292	593	792 AIRCRAFT	4	277	127
048 CEREAL ETC PREPARATIONS	257	119	50	812 PLUMBG, HEATING, LGHTNG EQU	1 033	3 978	1 861
056 VEGETABLES ETC PRSVD, PREP'D	767	673	310	821 FURNITURE	1 592	2 013	944
057 FRUIT, NUTS, FRESH, DRIED	693	116	52	831 TRAVEL GOODS, HANDBAGS	55 988	109 541	50 838
058 FRUIT PRESERVED, PREPARED	3 601	843	392	842 MENS OUTERWEAR NOT KNIT	58 055	214 599	100 437
062 SUGAR PREPS NON-COCOA	166	94	39	843 WOMENS OUTERWEAR NONKNIT	59 562	253 793	118 334
075 SPICES	89	67	32	844 UNDERWEAR NOT KNIT	37 048	125 534	57 543
098 EDIBLE PRODCTS, PREPS NES	2 716	1 098	513	845 OUTERWEAR KNIT NONELASTC	44 131	134 747	62 810
112 ALCOHOLIC BEVERAGES	1 948	208	94	846 UNDERWEAR KNITTED	19 887	61 280	28 086
121 TOBACCO UNMNFCTD, REFUSE	93 787	104 050	48 588	847 TXTL CLTHNG ACCESSRYS NES	27 511	67 603	30 841
233 RUBBER, SYNTHETIC, RECLAIMD	6 380	1 384	623	848 HEADGEAR, NONTXTL CLOTHNG	36 596	374 544	173 916
244 CORK RAW AND WASTE	2 302	1 812	819	851 FOOTWEAR	27 901	56 533	26 264
248 WOOD SHAPED	589	198	87	872 MEDICAL INSTRUMENTS NES	876	5 775	2 661
261 SILK	44	186	97	874 MEASURNG, CONTROLNG INSTR	2 606	12 243	5 677
266 SYNTHETIC FIBRE TO SPIN	808	198	85	881 PHOTO APPAR & EQUIPT NES	192	3 768	1 756
268 WOOL(EXC TOPS), ANML HAIR	9	160	72	882 PHOTO, CINEMA SUPPLIES	16	192	92
269 WASTE OF TEXTILE FABRICS	149	117	51	884 OPTICAL GOODS NES	1 584	28 018	12 919
278 OTHER CRUDE MINERALS	11 354	675	312	885 WATCHES AND CLOCKS	2 171	7 922	3 746
287 BASE METAL ORES, CONC NES	700	523	261	892 PRINTED MATTER	1 461	1 358	631
288 NONFERR METAL SCRAP NES	3 683	1 432	640	893 ARTICLES OF PLASTIC NES	20 933	9 666	4 504
292 CRUDE VEG MATERIALS NES	6 164	13 991	6 551	894 TOYS, SPORTING GOODS, ETC	33 900	84 689	38 942
335 RESIDUAL PETRLM PROD NES	29 193	864	417	895 OFFICE SUPPLIES NES	443	682	312
512 ALCOHOLS, PHENOLS, ETC	9 092	2 395	1 107	896 WORKS OF ART ETC	72	893	413
513 ORGANIC ACIDS, ETC	4 031	617	289	897 GOLD, SILVER WARE, JEWELRY	2 749	14 945	6 992
514 NITROGEN-FUNCTN COMPOUNDS	14 293	8 039	3 688	898 MUSICAL INSTRUMENTS, PTS	17 986	40 459	18 439
515 ORG-INORG COMPOUNDS ETC	8 448	7 777	3 507	899 OTHER MANUFACTURED GOODS	6 727	26 853	12 506
523 OTHR INORGANIC CHEMICALS	1 132	2 531	1 151	941 ZOO ANIMALS, PETS	5	141	66
531 SYNT DYE, NAT INDGO, LAKES	2 642	4 321	1 992	961 COIN NONGOLD, NONCURRENT	2	362	154
541 MEDICINAL ETC PRODUCTS	773	8 542	4 033	971 GOLD, NON MONETARY NES		1 730	825
553 PERFUMERY, COSMETICS, ETC	100	250	113	EXPORTS			
572 EXPLOSIVES, PYROTECH PROD	125	77	36	001 LIVE ANIMALS	56	575	263
582 PROD OF CONDENSATION ETC	7 560	5 779	2 668	045 CEREALS NES UNMILLED	417 116	6 326	2 892
583 PROD OF POLYMERIZING ETC	10 125	3 569	1 616	048 CEREAL ETC PREPARATIONS	1 112	1 083	501
591 PESTICIDES, DISINFECTANTS	186	134	61	061 SUGAR AND HONEY	2 960	387	174
598 MISC CHEMICAL PRODS NES	130	271	122	072 COCOA	3 466	2 011	931
611 LEATHER	463	1 507	732	081 FEEDING STUFF FOR ANIMLS	2 546	1 477	702
612 LEATHER ETC MANUFACTURES	3 052	9 572	4 427	098 EDIBLE PRODUCTS, PREPS NES	1 506	2 392	1 117
625 RUBBER TYRES, TUBES	77 815	44 960	20 894	112 ALCOHOLIC BEVERAGES	477	217	97
628 RUBBER ARTICLES NES	8 913	6 291	2 916	233 RUBBER, SYNTHETIC, RECLAIMD	8 809	3 248	1 520
633 CORK MANUFACTURES	1 015	560	253	247 OTH WOOD ROUGH, SQUARED	953	76	35
634 VENEERS, PLYWOOD, ETC	40 143	6 709	3 247	248 WOOD SHAPED	13 679	1 029	479
635 WOOD MANUFACTURES NES	2 832	1 979	907	266 SYNTHETIC FIBRE TO SPIN	167	107	50
641 PAPER AND PAPERBOARD	449	154	70	268 WOOL(EXC TOPS), ANML HAIR	96	172	72
642 ARTICLES OF PAPER ETC	45 891	18 411	8 591	278 OTHER CRUDE MINERALS	16 664	1 357	614
651 TEXTILE YARN AND THREAD	59 371	40 847	18 656	287 BASE METAL ORES, CONC NES	296	261	124
652 COTTON FABRICS, WOVEN	19 044	23 086	10 444	291 CRUDE ANIMAL MTRIALS NES	2 108	4 133	1 940
653 WOVN MAN-MADE FIB FABRIC	19 497	37 039	16 805	292 CRUDE VEG MATERIALS NES	1 213	2 806	1 309
654 OTH WOVEN TEXTILE FABRIC	1 048	4 162	2 038	334 PETROLEUM PRODUCTS, REFIN	51 045	15 354	7 115
655 KNIT ETC FABRICS	219	415	189	335 RESIDUAL PETRLM PROD NES	2 266	472	211
656 LACE, RIBBONS, TULLE, ETC	380	954	442	411 ANIMAL OILS AND FATS	53	73	32
657 SPECIAL TEXTILE ETC PROD	3 489	2 031	930	431 PROCESD ANML VEG OIL, ETC	8 824	2 072	954
658 TEXTILE ARTICLES NES	16 455	25 703	11 651	511 HYDROCARBONS NES, DERIVS	28 456	6 032	2 799
659 FLOOR COVERINGS ETC	1 207	2 447	1 111	512 ALCOHOLS, PHENOLS, ETC	76 460	16 386	7 674
662 CLAY, REFRACTORY BLOC PRD	22 756	2 296	1 045	513 ORGANIC ACIDS, ETC	166 904	35 325	16 317
663 OTH NONMETAL MINERAL MFS	7 751	5 701	2 613	514 NITROGEN-FUNCTN COMPOUNDS	30 396	36 601	17 033
664 GLASS	611	1 153	550	515 ORG-INORG COMPOUNDS ETC	24 370	32 544	14 911
665 GLASSWARE	395	1 252	573	516 OTHER ORGANIC CHEMICALS	28 579	14 985	6 998
666 POTTERY	22 809	8 797	4 099	522 INORG ELEMNTS, OXIDES, ETC	54 312	12 857	5 928
667 PEARL, PREC-, SEMI-P STONE	5	2 004	921	523 OTHR INORGANIC CHEMICALS	272 634	31 968	14 853
671 PIG IRON ETC	180	284	125	524 RADIOACTIVE ETC MATERIAL		342	148
672 IRON, STL PRIMARY FORMS	248 749	18 229	8 300	531 SYNT DYE, NAT INDGO, LAKES	19 743	74 258	34 172
673 IRON AND STEEL SHAPES	251 466	43 327	19 828	532 DYES NES, TANNING PRODS	59 628	11 324	5 205
674 IRN, STL UNIV, PLATE, SHEET	312 240	24 415	11 576	533 PIGMENTS, PAINTS, ETC	25 020	21 532	10 107
675 IRON, STEEL HOOP, STRIP	1 047	602	263	541 MEDICINAL ETC PRODUCTS	3 768	26 072	12 009
677 IRN, STL WIRE EXCL W ROD	5 129	2 986	1 359	551 ESSENTL OIL, PERFUME, ETC	1 400	6 400	2 984
678 IRON, STL TUBES, PIPES, ETC	7 455	4 313	2 026	553 PERFUMERY, COSMETICS, ETC	185	1 005	467
689 NON-FER BASE METALS NES	786	2 043	953	554 SOAPS, CLEANING ETC PREPS	40 567	14 663	6 748
691 STRUCTURES AND PARTS NES	178	79	38	562 FERTILIZERS MANUFACTURED	675	134	61
693 WIRE PRODUCTS NON ELECTR	28 557	10 467	4 799	572 EXPLOSIVES, PYROTECH PROD	278	266	114
694 STL, COPPR NAILS, NUTS, ETC	14 863	5 217	2 453	582 PROD OF CONDENSATION ETC	85 618	53 772	24 968
695 TOOLS	4 714	4 130	1 903	583 PROD OF POLYMERIZING ETC	82 038	32 014	14 836
696 CUTLERY	35 099	44 764	20 865	584 CELLULOSE DERIVATVS ETC	3 237	2 082	981
697 BASE MTL HOUSEHOLD EQUIP	31 052	34 307	16 219	585 PLASTIC MATERIALS NES	763	278	129
699 OTHER METAL MANUFACTURES	2 474	3 555	1 647	591 PESTICIDES, DISINFECTANTS	10 246	8 785	4 009
713 INTRNL COMBUS PISTN ENGN	279	273	120	592 STARCH, INULIN, GLUTEN, ETC	4 728	2 607	1 194
714 ENGINES & MOTORS NES	15	1 988	949	598 MISC CHEMICAL PRODS NES	101 616	73 083	33 742
716 ROTATING ELECTRIC PLANT	98	141	65	605 INDUSTRIAL PLANT, CHAP 73	14	146	72
723 CIVIL ENGINEERG EQUIP ETC	6 269	1 872	874	611 LEATHER	5 295	5 873	2 763
724 TEXTILE, LEATHER MACHNRY	213	1 032	478	612 LEATHER ETC MANUFACTURES	1 063	2 785	1 267
728 OTH MACHY FOR SPCL INDUS	33	228	106	613 FUR SKINS TANNED, DRESSED	3 102	7 699	3 603
736 MACHINE TOOLS FOR METAL	7 943	9 633	4 443	621 MATERIALS OF RUBBER	1 094	2 653	1 264
737 METALWORKING MACHNRY NES	1 672	1 419	659	625 RUBBER TYRES, TUBES	148	109	50
742 PUMPS FOR LIQUIDS ETC	86	246	112	628 RUBBER ARTICLES NES	1 528	4 130	1 982
745 NONELEC MACHY, TOOLS NES	646	681	316	633 CORK MANUFACTURES	51	288	140
749 NONELEC MACH PTS, ACC NES	4 459	6 471	2 990	634 VENEERS, PLYWOOD, ETC	14 713	5 405	2 535
751 OFFICE MACHINES	1 541	6 019	2 721	635 WOOD MANUFACTURES NES	356	3 704	148
752 AUTOMATIC DATA PROC EQUIP	14 550	131 659	61 486	641 PAPER AND PAPERBOARD	13 403	5 329	2 664
759 OFFICE & ADP MCH PTS, ACC	937	5 235	2 394	642 ARTICLES OF PAPER ETC	12 836	9 473	4 404
761 TELEVISION RECEIVERS	46 350	95 423	44 754	651 TEXTILE YARN AND THREAD	3 908	6 460	3 033
762 RADIO BROADCAST RECEIVRS	57 957	173 767	80 760	652 COTTON FABRICS, WOVEN	2 359	9 168	4 167
763 SOUND RECORDRS, PHONOGRPH	15 690	75 894	36 485	653 WOVN MAN-MADE FIB FABRIC	6 541	25 876	11 984
764 TELECOM EQPT, PTS, ACC NES	17 320	36 176	16 818	654 OTH WOVEN TEXTILE FABRIC	3 168	12 183	5 618
771 ELECTRIC POWER MACHY NES	166	1 186	6 570	655 KNIT ETC FABRICS	1 755	6 236	2 859
772 SWITCHGEAR ETC & PTS NES	5 102	14 229	85	656 LACE, RIBBONS, TULLE, ETC	342	2 217	1 035
773 ELECTR DISTRIBUTING MACH	143	187	36	657 SPECIAL TEXTILE ETC PROD	6 880	15 810	7 417
774 ELECTRO-MEDCL, XRAY EQUIP	3	73	9 194	658 TEXTILE ARTICLES NES	244	470	220
775 HOUSEHOLD TYPE EQUIP NES	18 165	19 230	9 378	659 FLOOR COVERINGS ETC	1 106	629	286
776 TRANSISTORS, VALVES, ETC	5 091	76 821	35 378				



## 7 IMPORTS AND EXPORTS (SPECIAL TRADE) BY COUNTRIES OF PRODUCTION AND CONSUMPTION AND BY GROUPS OF THE SITC-REV. II 1986

GROUP DESCRIPTION	DT = 100 KG	1 000 DM	1 000 \$	GROUP DESCRIPTION	DT = 100 KG	1 000 DM	1 000 \$
661 CEMENT ETC. BUILDING PROD	3 966	282	131	JAPAN			
662 CLAY, REFRACTORY BLDG PROD	337 911	53 234	24 679	IMPORTS	12 339 356	24 030 429	11 114 113
663 OTH NONMETAL MINERAL MFS	9 806	7 906	3 686				
664 GLASS	7 823	2 409	1 120	034 FISH FRESH, CHILLED, FROZEN	7 456	6 335	2 860
665 GLASSWARE	3 675	3 915	1 841	035 FISH SALTED, DRIED, SMOKED	80	246	115
666 POTTERY	14	110	52	036 SHELL FISH FRESH, FROZEN	136	268	126
667 PEARL, PREC., SEMI-P STONE	62	561	264	037 FISH ETC PREP'D PRSVD NES	2 778	2 442	1 123
671 PIG IRON ETC	1 713	832	381	048 CEREAL ETC PREPARATIONS	1 472	1 567	732
672 IRON, STL PRIMARY FORMS	615 760	27 438	13 647	054 VEG ETC FRSH, SMPLY PRSVD	474	314	144
673 IRON AND STEEL SHAPES	15 368	6 071	2 899	056 VEGTBLES ETC PRSVD, PREP'D	710	900	408
674 IRN, STL UNIV, PLATE, SHEET	67 218	14 993	7 347	057 FRUIT, NUTS, FRESH, DRIED	2 520	618	277
675 IRON, STEEL HOOP, STRIP	10 167	1 958	941	058 FRUIT PRESERVED, PREPARED	10 871	2 790	1 274
676 RAILWAY RAILS ETC IRN, STL	673	307	128	061 SUGAR AND HONEY	2 540	1 369	638
677 IRN, STL WIRE EXCL W ROD	3 534	3 867	1 817	062 SUGAR PREPS NON-COCOA	392	761	360
678 IRON, STL TUBES, PIPES, ETC	17 276	11 591	5 245	074 TEA AND MATE	93	230	107
681 SILVER, PLATINUM, ETC	5	803	372	075 SPICES	36	78	35
682 COPPER EXC CEMENT COPPER	4 668	5 246	2 452	081 FEEDING STUFF FOR ANIMLS	355	3 787	1 750
683 NICKEL	452	1 368	645	098 EDIBLE PRODUCTS, PREPS NES	5 724	3 844	1 796
684 ALUMINIUM	22 591	14 513	6 658	112 ALCOHOLIC BEVERAGES	6 714	3 815	1 758
686 ZINC	50	65	31	121 TOBACCO UNMNFCTD, REFUSE	8 379	6 013	2 793
687 TIN	68	323	148	212 FUR SKINS UNRESSED	5	511	236
689 NON-FER BASE METALS NES	109	759	350	232 NATURAL RUBBER, GUMS	576	113	50
691 STRUCTURES AND PARTS NES	11 422	9 283	4 466	233 RUBBER, SYNTHETIC, RECLAIMD	108 822	41 442	18 973
692 METAL TANKS, BOXES, ETC	1 456	2 752	1 230	244 CORK RAW AND WASTE	41	75	33
693 WIRE PRODUCTS NON ELECTR	1 555	4 069	1 896	247 OTH WOOD ROUGH, SQUARED	36 650	15 313	6 881
694 STL, COPPR NAILS, NUTS, ETC	1 096	1 584	744	248 WOOD SHAPED	675	145	70
695 TOOLS	3 480	19 114	8 886	251 PULP AND WASTE PAPER	1 184	1 329	616
696 CUTLERY	50	297	141	261 SILK	566	2 496	1 139
697 BASE MTL HOUSEHOLD EQUIP	3 360	6 178	2 871	263 COTTON	13 837	2 994	1 369
699 OTHER METAL MANUFACTURES	11 034	19 010	8 835	266 SYNTHETIC FIBRE TO SPIN	16 014	20 191	9 336
700 INDUSTRIAL PLANT, CHAP 84	12 220	66 968	30 779	267 OTHER MAN-MADE FIBRES	9 000	3 646	1 649
703 INDUSTRIAL PLANT, CHAP 85	1 424	15 396	7 056	268 WOOL (EXC TOPS), ANML HAIR	149	638	294
711 STEAM BOILERS & AUX PLNT	2 996	6 346	2 951	269 WASTE OF TEXTILE FABRICS	1 964	540	244
712 STEAM ENGINES, TURBINES	2 099	8 783	3 967	274 SULPHUR ETC	622	156	70
713 INTRNL COMBUS PISTN ENGN	18 451	181 281	90 145	278 OTHER CRUDE MINERALS	77 632	9 652	4 539
714 ENGINES & MOTORS NES	454	9 114	4 371	287 BASE METAL ORES, CONC NES	980	905	418
716 ROTATING ELECTRIC PLANT	5 193	15 122	6 881	288 NONFER METAL SCRAP NES	2 940	8 549	3 768
718 OTH POWER GENERATG MACHY	834	4 718	2 139	289 PREC METAL ORE, WASTE NES	44	3 272	1 521
721 AGRIC MACHY, EXC TRACTORS	413	1 332	605	291 CRUDE ANML MTRIALS NES	190	608	275
722 TRACTORS NON-ROAD	258	434	188	292 CRUDE VEG MATERIALS NES	1 900	9 860	4 613
723 CIVIL ENGINEER EQUIP ETC	7 015	7 818	3 588	323 BRIQUETS, COKE, SEMI-COKE	365 603	8 938	4 061
724 TEXTILE, LEATHER MACHNRY	33 022	112 547	52 598	334 PETROLEUM PRODUCTS, REFIN	4 493	2 537	1 207
725 PAPER ETC MILL MACHINERY	1 340	5 613	2 611	335 RESIDUAL PETRLM PROD NES	184 653	14 180	6 621
726 PRINTG, BKBINDG MACHY, PTS	5 562	22 148	10 240	411 ANIMAL OILS AND FATS	592 474	35 135	15 862
727 FOOD MACHRY NON-DOMESTIC	5 056	17 116	7 942	424 FIXED VEG OIL NONSOFT	377	528	239
728 OTH MACHY FOR SPCL INDUS	35 001	133 335	61 246	431 PROCESD ANML VEG OIL, ETC	464	230	108
736 MACHINE TOOLS FOR METAL	28 484	102 000	46 540	511 HYDROCARBONS NES, DERIVS	104 531	26 938	12 274
737 METALWORKING MACHNRY NES	33 963	60 745	27 762	512 ALCOHOLS, PHENOLS, ETC	29 742	18 925	8 817
741 HEATING, COOLING EQUIPMNT	17 788	48 657	23 101	513 ORGANIC ACIDS, ETC	51 539	34 799	15 959
742 PUMPS FOR LIQUIDS ETC	7 861	23 521	10 589	514 NITROGEN-FUNCTN COMPOUNDS	54 331	72 386	33 388
743 PUMPS NES, CENTRIFUGES ETC	10 586	31 340	14 446	515 ORG-INORG COMPOUNDS ETC	71 487	167 674	77 271
744 MECHANICAL HANDLING EQU	30 372	60 487	27 739	516 OTHER ORGANIC CHEMICALS	20 280	37 296	17 226
745 NONELEC MACHY, TOOLS NES	9 222	56 154	25 930	522 INORG ELEMNTS, OXIDES, ETC	92 036	45 178	20 920
749 NONELEC MACH PTS, ACC NES	20 618	56 338	27 410	523 OTHR INORGANIC CHEMICALS	13 387	8 412	3 937
751 OFFICE MACHINES	131	2 853	1 300	524 RADIOACTIVE ETC MATERIAL	91	8 431	3 899
752 AUTOMTIC DATA PROC EQUIP	378	12 562	5 892	531 SVNT DYE, NAT INDGO, LAKES	18 147	29 046	13 361
759 OFFICE & ADP MCH PTS, ACC	809	10 291	4 717	532 DYES NES, TANNING PRODS	6	183	90
761 TELEVISION RECEIVERS	5	96	45	533 PIGMENTS, PAINTS, ETC	5 040	12 515	5 796
763 SOUND RECORDRS, PHONOGRPH	81	638	300	541 MEDICINAL ETC PRODUCTS	15 289	97 282	44 921
764 TELECOM EQPT, PTS, ACC NES	902	17 321	8 014	551 ESSENTL OIL, PERFUME, ETC	193	584	460
771 ELECTRIC POWER MACHY NES	1 131	6 513	3 017	553 PERFUMERY, COSMETICS, ETC	1 393	8 187	3 739
772 SWITCHGEAR ETC & PTS NES	5 694	42 389	19 841	554 SOAPS, CLEANING ETC PREPS	1 220	1 523	698
773 ELECTR DISTRIBUTING MACH	875	3 426	1 642	562 FERTILIZERS MANUFACTURED			
774 ELECTRO-MEDCL, XRAY EQUIP	732	15 818	7 364	572 EXPLOSIVES, PYROTECH PROD	156	403	181
775 HOUSEHOLD TYPE EQUIP NES	429	1 277	592	582 PROD OF CONDENSATION ETC	113 123	141 209	65 545
776 TRANSISTORS, VALVES, ETC	677	19 613	9 059	583 PROD OF POLYMERIZING ETC	101 199	100 993	46 636
778 ELECTRICAL MACHINERY NES	17 623	43 989	20 403	584 CELLULOSE DERIVATIVES ETC	2 607	5 180	2 399
781 PASS MOTOR VEH EXC BUSES	927	3 900	1 825	585 PLASTIC MATERIALS NES	2 506	3 420	1 590
782 LORRIES, SPCL MTR VEH NES	293	725	336	591 PESTICIDES, DISINFECTANTS	3 628	8 382	3 878
784 MOTOR VEHCL PTS, ACC NES	57 083	132 140	62 098	592 STARCH, INULIN, GLUTEN, ETC	1 106	3 266	1 512
786 VEH NES NONMOTR, TRAILERS	1 963	3 422	1 531	598 MISC CHEMICAL PROD NES	35 381	90 733	42 377
791 RAILWAY VEHICLES	2 692	6 337	2 823	611 LEATHER	4 723	18 506	8 557
792 AIRCRAFT	6	1 134	542	612 LEATHER ETC MANUFACTURES	143	788	353
793 SHIPS AND BOATS	115	527	239	613 FUR SKINS TANNED, DRESSED	41	210	100
801 INDUSTRIAL PLANT, CHAP 90	338	6 873	3 281	621 MATERIALS OF RUBBER	6 933	26 216	12 132
812 PLUMB, HEATING, LIGHTING EQU	1 192	4 296	1 968	628 RUBBER TYRES, TUBES	275 770	192 689	88 735
821 FURNITURE	3 115	5 001	2 285	629 RUBBER ARTICLES NES	9 116	49 015	22 609
831 TRAVEL GOODS, HANDBAGS	29	1 122	514	633 CORK MANUFACTURES	276	282	126
843 WOMENS OUTERWEAR NONKNIT	8	180	82	634 VENEERS, PLYWOOD, ETC	902	1 339	614
845 OUTERWEAR KNIT NONELASTC	2	62	30	635 WOOD MANUFACTURES NES	1 497	3 496	1 588
848 HEADGEAR, NONXTL CLOTHNG	378	2 939	1 368	641 PAPER AND PAPERBOARD	68 764	56 422	25 934
851 FOOTWEAR	131	359	167	642 ARTICLES OF PAPER ETC	12 824	19 880	9 182
871 OPTICAL INSTRUMENTS	97	4 382	2 039	651 TEXTILE YARN AND THREAD	16 055	22 792	10 430
872 MEDICAL INSTRUMENTS NES	629	12 399	5 781	652 COTTON FABRICS, WOVEN	6 133	12 780	5 978
873 METERS & COUNTERS NES	501	2 613	1 230	653 WOVN MAN-MADE FIB FABRIC	33 231	177 426	81 648
874 MEASURING, CONTROLING INSTR	4 053	72 487	33 502	654 OTH WOVEN TEXTILE FABRIC	3 239	5 499	2 496
881 PHOTO APPAR & EQUIPT NES	431	5 809	2 709	655 KNIT ETC FABRICS	1 262	6 520	3 044
882 PHOTO, CINEMA SUPPLIES	9 365	16 072	7 536	656 LACE, RIBBONS, TULLE, ETC	5 275	15 977	7 278
884 OPTICAL GOODS NES	33	2 580	1 191	657 SPECIAL TEXTILE ETC PROD	25 577	87 774	40 554
885 WATCHES AND CLOCKS	178	21 828	10 159	658 TEXTILE ARTICLES NES	674	2 968	1 364
892 PRINTED MATTER	1 064	4 282	2 020	659 FLOOR COVERINGS ETC	1 033	938	437
893 ARTICLES OF PLASTIC NES	4 074	6 499	2 992	661 CEMENT ETC BUILDING PROD	1 070	262	124
894 TOYS, SPORTING GOODS, ETC	933	2 747	1 259	662 CLAY, REFRACTORY BLDG PROD	63 543	14 422	6 853
895 OFFICE SUPPLIES NES	311	1 620	726	663 OTH NONMETAL MINERAL MFS	12 159	62 067	28 682
897 GOLD, SILVER WARE, JEWELRY	3	2 199	1 035	664 GLASS	22 852	28 719	13 357
898 MUSICAL INSTRUMENTS, PTS	1 089	8 822	4 080	665 GLASSWARE	1 637	3 465	1 612
899 OTHER MANUFACTURED GOODS	976	7 046	3 280	666 POTTERY	14 169	24 602	11 494
951 WAR FIREARMS, AMMUNITION	107	685	332	667 PEARL, PREC., SEMI-P STONE	104	70 559	32 274
961 COIN NONGOLD, NONCURRENT	3	614	274	671 PIG IRON ETC	49 526	11 559	5 680
971 GOLD, NON MONETARY NES	122	9 481	4 483	672 IRON, STL PRIMARY FORMS	218 532	19 295	8 508
972 GOLD COIN		867	388	673 IRON AND STEEL SHAPES	123 199	32 082	14 592
				674 IRN, STL UNIV, PLATE, SHEET	730 427	109 996	50 137
				675 IRON, STEEL HOOP, STRIP	42 000	17 813	8 200
				677 IRN, STL WIRE EXCL W ROD	15 822	11 450	5 196



## 7 IMPORTS AND EXPORTS (SPECIAL TRADE) BY COUNTRIES OF PRODUCTION AND CONSUMPTION AND BY GROUPS OF THE SITC-REV. II 1986

GROUP DESCRIPTION	DT = 100 KG	1 000 DM	1 000 \$	GROUP DESCRIPTION	DT = 100 KG	1 000 DM	1 000 \$
678 IRON, STL TUBES, PIPES, ETC	69 581	46 396	21 312	048 CEREAL ETC PREPARATIONS	444 393	25 552	11 817
679 IRN, STL CASTINGS UNWORKE	222	476	224	054 VEG ETC FRSH, SMPLY PRSVD	26 898	35 297	15 357
681 SILVER, PLATINUM, ETC	3	10 094	4 717	056 VEGTBLES ETC PRSVD, PREPD	2 618	644	304
682 COPPER EXC CEMENT COPPER	8 378	12 610	5 826	057 FRUIT, NUTS, FRESH, DRIED	334	432	204
683 NICKEL	285	832	392	058 FRUIT PRESERVED, PREPARED	14 231	4 852	2 132
684 ALUMINIUM	3 578	8 667	4 020	061 SUGAR AND HONEY	169 724	22 512	10 487
687 TIN	34	82	37	062 SUGAR PREPS NON-COCOA	3 702	2 362	1 094
689 NON-FER BASE METALS NES	15 607	21 205	9 622	071 COFFEE AND SUBSTITUTES	6 449	19 403	8 930
691 STRUCTURES AND PARTS NES	246	422	202	072 COCOA	25 099	23 132	10 561
692 METAL TANKS, BOXES, ETC	255	829	379	073 CHOCOLATE AND PRODUCTS	9 612	8 921	4 318
693 WIRE PRODUCTS NON ELECTR	5 037	4 236	1 943	075 SPICES	408	1 346	629
694 STL, COPPR NAILS, NUTS, ETC	40 504	39 050	18 099	081 FEEDING STUFF FOR ANIMLS	65 206	18 062	8 402
695 TOOLS	24 271	130 684	60 332	098 EDIBLE PRODUCTS, PREPS NES	13 777	13 331	6 260
696 CUTLERY	31 970	81 820	37 760	111 NON-ALCOHL BEVERAGES NES	8 311	1 321	594
697 BASE MTL HOUSEHOLD EQUIP	9 909	13 850	6 544	112 ALCOHOLIC BEVERAGES	53 765	24 952	11 650
699 OTHER METAL MANUFACTURES	47 768	70 380	32 448	122 TOBACCO MFRS	20	159	72
712 STEAM ENGINES, TURBINES	297	428	205	211 HIDES, SKINS, UNDRESSED	653	353	164
713 INTRNL COMBUS PISTN ENGN	80 615	153 527	70 881	233 RUBBER, SYNTHTIC, RECLAIMD	36 730	14 506	6 697
714 ENGINES & MOTORS NES	1 199	13 003	5 776	245 FUEL WOOD NES, CHARCOAL	382	162	72
716 ROTATING ELECTRIC PLANT	15 475	54 545	25 281	247 OTH WOOD ROUGH, SQUARED	1 317	166	81
718 OTH POWER GENERATG MACHY	3 528	5 774	2 781	248 WOOD SHAPED	1 366	2 037	940
721 AGRIC MACHY, EXC TRACTORS	10 469	14 813	6 820	251 PULP AND WASTE PAPER	1 219	242	108
722 TRACTORS NON-ROAD	13 949	18 500	8 558	261 SILK	3 463	4 083	1 875
723 CIVIL ENGINEERG EQUIP ETC	137 867	151 771	70 878	263 COTTON	1 386	396	187
724 TEXTILE, LEATHER MACHNRY	24 890	124 425	57 812	266 SYNTHETIC FIBRE TO SPIN	4 046	2 848	1 343
725 PAPER ETC MILL MACHINERY	7 821	19 152	9 008	268 WOOL (EXC TOPS), ANML HAIR	462	475	218
726 PRINTG, BKBINDG MACHY, PTS	5 363	22 961	10 570	269 WASTE OF TEXTILE FABRICS	48	94	44
727 FOOD MACHRY NON-DOMESTIC	270	2 394	1 129	273 STONE, SAND AND GRAVEL	6 169	214	100
728 OTH MACHY FOR SPCL INDUS	19 371	165 225	77 145	277 NATURAL ABRASIVES NES	68	3 332	1 635
736 MACHINE TOOLS FOR METAL	142 077	508 130	234 847	278 OTHER CRUDE MINERALS	54 385	3 148	1 431
737 METALWORKING MACHNRY NES	13 656	24 234	11 578	287 BASE METAL DRES, CONC NES	7 269	4 962	2 284
741 HEATING, COOLING EQUIPMNT	24 889	76 055	34 998	288 NONFERR METAL SCRAP NES	2 307	483	229
742 PUMPS FOR LIQUIDS ETC	13 474	75 727	34 952	291 CRUDE ANIMAL MTRIALS NES	3 368	12 200	5 720
743 PUMPS NES, CENTRIFUGES ETC	89 356	297 079	135 948	292 CRUDE VEG MATERIALS NES	3 984	9 338	4 333
744 MECHANICAL HANDLING EQU	123 270	103 170	47 494	322 COAL LIGNITE, PEAT	3 867	218	105
745 NONELEC MACHY, TOOLS NES	13 048	76 932	35 588	334 PETROLEUM PRODUCTS, REFIN	74 757	18 267	8 451
749 NONELEC MACH PTS, ACC NES	185 638	346 617	159 675	335 RESIDUAL PETRLM PROD NES	891	387	177
751 OFFICE MACHINES	164 499	809 612	369 555	424 FIXED VEG OIL NONSOFT	19	167	73
752 AUTOMATIC DATA PROC EQUIP	132 160	1 687 099	784 346	431 PROCESD ANML VEG OIL, ETC	6 382	1 238	596
759 OFFICE & ADP MCH PTS, ACC	63 465	643 208	297 429	511 HYDROCARBONS NES, DERIVS	316 867	28 869	13 119
761 TELEVISION RECEIVERS	48 896	175 715	80 867	512 ALCOHOLS PHENOLS, ETC	247 851	57 342	26 575
762 RADIO BROADCAST RECEIVERS	85 628	571 062	265 106	513 ORGANIC ACIDS, ETC	168 902	59 916	27 671
763 SOUND RECORDRS, PHONOGRPH	207 553	1 708 595	793 062	514 NITROGEN-FUNCTN COMPOUNDS	206 723	211 144	97 933
764 TELECOM EQPT, PTS, ACC NES	188 005	1 514 308	706 788	515 ORG-INORG COMPOUNDS ETC	100 069	215 114	100 464
771 ELECTRICAL POWER MACHY NES	27 824	98 086	45 053	516 OTHER ORGANIC CHEMICALS	98 669	51 995	24 081
772 SWITCHGEAR ETC & PTS NES	33 976	394 532	182 577	522 INORG ELEMNTS, OXIDES, ETC	133 874	123 361	56 675
773 ELECTR DISTRIBUTING MACH	8 321	34 328	15 932	523 OTHR INORGANIC CHEMICALS	455 430	88 423	40 862
774 ELECTRO-MEDCL, XRAY EQUIP	3 821	111 258	51 621	524 RADIOACTIVE ETC MATERIAL	842	110 434	48 449
775 HOUSEHOLD TYPE EQUIP NES	81 377	181 945	84 706	531 SYNT DYE, NAT INDGO LAKES	62 310	179 377	83 095
776 TRANSISTORS, VALVES, ETC	79 692	1 056 613	488 206	532 DYES NES, TANNING PRODS	49 613	16 482	7 607
778 ELECTRICAL MACHINERY NES	125 564	653 393	302 050	533 PIGMENTS, PAINTS, ETC	73 009	56 537	26 101
781 PASS MOTOR VEH EXC BUSES	4 412 902	5 071 405	2 341 495	541 MEDICINAL ETC PRODUCTS	62 504	665 155	308 971
782 LORRIES, SPCL MTR VEH NES	93 191	82 126	37 959	551 ESSENTL OIL, PERFUME, ETC	3 076	9 285	4 300
783 ROAD MOTOR VEHICLES NES	43	66	31	553 PERFUMERY, COSMETICS, ETC	17 956	26 071	12 100
784 MOTOR VEHCL PTS, ACC NES	197 614	385 459	178 448	554 SOAPS, CLEANING ETC PREPS	96 720	26 006	11 997
785 MOTOR & OTHER CYCLES ETC	219 904	434 405	197 796	562 FERTILIZERS MANUFACTURED	1 400 894	32 696	15 275
786 VEH NES NONMOTR, TRAILERS	23 587	4 118	1 903	582 PROD OF CONDENSATION ETC	122 413	109 181	50 714
791 RAILWAY VEHICLES	41	89	39	583 PROD OF POLYMERIZING ETC	126 663	74 844	34 533
792 AIRCRAFT	98	5 726	2 668	584 CELLULOSE DERIVATIVES ETC	11 676	16 098	7 542
793 SHIPS AND BOATS	510 361	14 437	6 397	585 PLASTIC MATERIALS NES	95 961	10 146	4 750
812 PLUMB, HEATING, LGHTNG EQU	1 547	6 018	2 816	591 PESTICIDES, DISINFECTANTS	32 159	35 101	16 269
821 FURNITURE	4 288	8 878	4 043	592 STARCH, INULIN, GLUTEN, ETC	36 983	19 816	9 346
831 TRAVEL GOODS, HANDBAGS	2 461	11 764	5 453	598 MISC CHEMICAL PRODS NES	220 312	214 325	99 725
842 MENS OUTERWEAR NOT KNIT	17 836	78 657	36 460	611 LEATHER	18 637	9 813	4 569
843 WOMENS OUTERWEAR NONKNIT	229	2 816	1 277	612 LEATHER ETC MANUFACTURES	1 003	4 930	2 296
844 UNDERWEAR NOT KNIT	274	2 311	1 083	613 FUR SKINS TANNED, DRESSED	52	4 106	1 859
845 UNDERWEAR KNIT NONELASTC	766	4 218	1 974	621 MATERIALS OF RUBBER	2 785	2 689	1 231
846 UNDERWEAR KNITTED	127	704	333	625 RUBBER TYRES, TUBES	124 563	102 804	47 208
847 TXTL CLTHNG ACCESSRYS NES	3 030	25 366	11 809	628 RUBBER ARTICLES NES	1 578	12 002	5 585
848 HEADGEAR, NONTXL CLOTHING	787	6 397	2 990	633 CORK MANUFACTURES	51	131	60
851 FOOTWEAR	1 074	4 570	2 127	634 VENEERS, PLYWOOD, ETC	12 659	3 291	1 539
871 OPTICAL INSTRUMENTS	6 483	95 540	44 330	635 WOOD MANUFACTURES NES	2 228	3 427	1 605
872 MEDICAL INSTRUMENTS NES	15 142	144 872	67 090	641 PAPER AND PAPERBOARD	66 056	27 448	12 788
873 METERS & COUNTERS NES	472	3 422	1 559	642 ARTICLES OF PAPER ETC	20 072	18 334	8 494
874 MEASURING, CONTROLLING INSTR	20 582	460 552	212 804	651 TEXTILE YARN AND THREAD	25 834	58 170	26 920
881 PHOTO APPAR & EQUIPT NES	18 033	465 996	217 475	652 COTTON FABRICS, WOVEN	3 371	20 686	9 529
882 PHOTO, CINEMA SUPPLIES	90 535	399 021	184 995	653 WOVN MAN-MADE FIB FABRIC	2 190	12 443	5 773
883 DEVELOPED CINEMA FILM	6	254	115	654 OTH WOVEN TEXTILE FABRIC	2 087	22 959	10 666
884 OPTICAL GOODS NES	7 615	237 441	110 260	655 KNIT ETC FABRICS	753	4 368	2 039
885 WATCHES AND CLOCKS	5 049	202 717	93 912	656 LACE, RIBBONS, TULLE, ETC	137	2 077	967
892 PRINTED MATTER	23 144	55 746	25 923	657 SPECIAL TEXTILE ETC PROD	19 492	28 199	12 949
893 ARTICLES OF PLASTIC NES	14 217	52 751	24 465	658 TEXTILE ARTICLES NES	1 589	10 856	5 107
894 TOYS, SPORTING GOODS, ETC	20 142	124 688	57 944	659 FLOOR COVERINGS ETC	2 508	4 044	1 891
895 OFFICE SUPPLIES NES	16 855	92 103	42 498	661 CEMENT ETC BUILDING PROD	2 780	532	250
896 WORKS OF ART ETC	54	2 082	947	662 CLAY, REFRACTORY BLDG PRD	36 540	7 146	3 332
897 GOLD, SILVER WARE, JEWELRY	160	33 587	15 496	663 OTH NONMETAL MINERAL MFS	5 717	12 033	5 583
898 MUSICAL INSTRUMENTS, PTS	144 997	616 972	286 412	664 GLASS	25 042	52 297	24 005
899 OTHER MANUFACTURED GOODS	26 431	87 442	40 686	665 GLASSWARE	12 426	24 979	11 584
941 ZOO ANIMALS, PETS	9	122	57	666 POTTERY	2 831	9 358	4 368
951 WAR FIREARMS, AMMUNITION	32	233	106	667 PEARL, PREC-, SEMI-P STONE	199	20 336	9 515
961 COIN NONGOLD, NONCURRENT	3	344	167	671 PIG IRON ETC	12 990	5 996	2 764
971 GOLD, NON MONETARY NES		890	413	672 IRON, STL PRIMARY FORMS	1 012	270	130
972 GOLD COIN		2 978	1 474	673 IRON AND STEEL SHAPES	11 991	2 903	1 339
EXPORTS	8 499 447	8 706 684	4 039 887	674 IRN, STL UNIV, PLATE, SHEET	61 370	13 547	6 163
001 LIVE ANIMALS	139	1 194	555	675 IRON, STEEL HOOP, STRIP	14 193	3 997	1 953
014 MEAT PREPD, PRSVD, NES ETC	1 277	1 278	596	676 RAILWY RAILS ETC IRN, STL	1 396	198	90
022 MILK AND CREAM	7 128	5 565	2 570	677 IRN, STL WIRE EXCL W ROD	304	2 798	1 311
024 CHEESE AND CURD	73 220	19 831	9 103	678 IRON, STL TUBES, PIPES, ETC	10 303	4 478	2 128
025 EGGS, BIRDS, FRESH, PRSRVD	2 504	1 470	711	679 IRN, STL CASTINGS UNWORKE	230	137	62
034 FISH FRESH, CHILLED, FROZN	3 263	3 588	1 639	681 SILVER, PLATINUM, ETC	14	27 021	12 559
035 FISH SALTED, DRIED, SMOKED	1 330	1 139	518	682 COPPER EXC CEMENT COPPER	3 882	4 259	1 989
037 FISH ETC PREPD PRSVD NES	121	835	378	683 NICKEL	2 114	4 574	2 156
045 CEREALS NES UNMILLED	919 928	14 585	6 661	684 ALUMINIUM	31 818	21 524	9 947
				686 ZINC	949	1 234	564
				689 NON-FER BASE METALS NES	3 359	21 230	9 763



## 7 IMPORTS AND EXPORTS (SPECIAL TRADE) BY COUNTRIES OF PRODUCTION AND CONSUMPTION AND BY GROUPS OF THE SITC-REV. II 1986

GROUP DESCRIPTION	DT = 100 KG	1 000 DM	1 000 \$	GROUP DESCRIPTION	DT = 100 KG	1 000 DM	1 000 \$
691 STRUCTURES AND PARTS NES	5 838	7 071	3 190	098 EDIBLE PRODCTS,PREPS NES	3 191	1 641	758
692 METAL TANKS,BOXES,ETC	931	1 526	702	112 ALCOHOLIC BEVERAGES	477	262	121
693 WIRE PRODUCTS NON ELECTR	352	981	449	121 TOBACCO UNMNFCTD,REFUSE	4 350	997	455
694 STL,COPPR NAILS,NUTS,ETC	1 774	3 036	1 400	223 SEEDS FOR OTH FIXED OILS	218	135	60
695 TOOLS	6 597	45 755	21 149	232 NATURAL RUBBER,GUMS	384	67	34
696 CUTLERY	2 272	24 677	11 769	233 RUBBER,SYNTHETIC,RECLAIMD	7 110	1 897	888
697 BASE MTL HOUSEHOLD EQUIP	6 724	10 817	5 067	251 PULP AND WASTE PAPER	194	121	55
699 OTHER METAL MANUFACTURES	29 410	61 359	28 407	266 SYNTHETIC FIBRE TO SPIN	11 058	2 873	1 359
700 INDUSTRIAL PLANT,CHAP 84	49	370	180	288 NONFERR METAL SCRAP NES	3 972	976	443
703 INDUSTRIAL PLANT,CHAP 85	4	68	33	289 PREC METAL ORE,WASTE NES		199	100
711 STEAM BOILERS & AUX PLNT	60	329	157	291 CRUDE ANJMAL MTRIALS NES	4 072	8 053	3 683
712 STEAM ENGINES,TURBINES	76	526	251	292 CRUDE VEG MATERIALS NES	4 589	3 208	1 472
713 INTRNL COMBUS PISTN ENGN	7 788	26 674	12 382	411 ANIMAL OILS AND FATS	3 077	892	395
714 ENGINES & MOTORS NES	81	1 806	868	431 PROCDSD ANJML VEG OIL,ETC	2 318	475	213
716 ROTATING ELECTRIC PLANT	3 970	13 110	6 192	512 ALCOHOLS,PHENOLS,ETC	69	233	113
718 OTH POWER GENERATG MACHY	337	9 934	4 569	513 ORGANIC ACIDS,ETC	3 720	856	389
721 AGRIC MACHY,EXC TRACTORS	13 542	13 443	6 036	514 NITROGEN-FNCTN COMPOUNDS	13 392	5 010	2 296
722 TRACTORS NON-ROAD	15 042	15 043	6 971	515 ORG-INORG COMPOUNDS ETC	3 258	10 055	4 729
723 CIVIL ENGINEERG EQUIP ETC	21 809	19 840	8 999	516 OTHER ORGANIC CHEMICALS	2 183	2 419	1 124
724 TEXTILE,LEATHER MACHNRY	31 146	139 325	64 449	522 INORG ELEMNTS,OXIDES,ETC	17 514	1 989	923
725 PAPER ETC MILL MACHINERY	14 855	56 408	26 064	523 OTHR INORGANIC CHEMICALS	414	192	87
726 PRINTG,BKBDNG MACHY,PTS	55 886	249 311	116 850	541 MEDICINAL ETC PRODUCTS	3 437	12 938	5 902
727 FOOD MACHRY NON-DOMESTIC	3 989	22 305	10 294	553 PERFUMERY,COSMETICS,ETC	566	949	440
728 OTH MACHY FOR SPCL INDUS	45 822	220 907	102 168	572 EXPLOSIVES,PYROTECH PROD	88	94	42
736 MACHINE TOOLS FOR METAL	46 734	213 373	100 304	582 PROD OF CONDENSATION ETC	209	821	379
737 METALWORKING MACHNRY NES	4 368	26 201	12 376	583 PROD OF POLYMERIZING ETC	20 159	8 879	4 158
741 HEATING,COOLING EQUIPMNT	16 610	73 704	33 890	584 CELLULOSE DERIVATVS ETC	568	695	321
742 PUMPS FOR LIQUIDS ETC	3 691	22 034	10 213	585 PLASTIC MATERIALS NES	740	532	248
743 PUMPS NES,CENTRIFUGES ETC	8 530	52 865	24 466	591 PESTICIDES,DISINFECTANTS	485	668	274
744 MECHANICAL HANDLING EQU	29 341	47 092	21 987	592 STARCH,INULIN,GLUTEN,ETC	837	502	226
745 NONELEC MACHY,TOOLS NES	20 691	113 718	53 103	598 MISC CHEMICAL PRODS NES	7 699	728	359
749 NONELEC MACH PTS,ACC NES	20 749	95 246	44 017	611 LEATHER	978	2 417	1 135
751 OFFICE MACHINES	1 122	12 120	5 600	612 LEATHER ETC MANUFACTURES	2 212	14 742	6 661
752 AUTOMTIC DATA PROC EQUIP	1 714	59 836	28 258	621 MATERIALS OF RUBBER	954	421	192
759 OFFICE & ADP MCH PTS,ACC	1 353	59 720	27 666	625 RUBBER TYRES,TUBES	41 784	22 832	10 514
761 TELEVISION RECEIVERS	52	240	103	628 RUBBER ARTICLES NES	7 031	5 737	2 649
762 RADIO BROADCAST RECEIVRS	32	236	109	633 CORK MANUFACTURES	51	71	35
763 SOUND RECORDRS,PHONOGRPH	328	3 043	1 428	634 VENEERS,PLYWOOD,ETC	43 243	9 652	4 455
764 TELECOM EQPT,PTS,ACC NES	1 418	21 063	9 991	635 WOOD MANUFACTURES NES	18 128	15 198	7 102
771 ELECTRIC POWER MACHY NES	1 001	6 379	2 930	641 PAPER AND PAPERBOARD	207	102	44
772 SWITCHGEAR ETC & PTS NES	8 621	149 145	69 270	642 ARTICLES OF PAPER ETC	5 115	5 707	2 647
773 ELECTR DISTRIBUTING MACH	690	3 052	1 422	651 TEXTILE YARN AND THREAD	43 107	24 684	11 349
774 ELECTRO-MEDCL,XRAY EQUIP	2 509	53 222	24 820	652 COTTON FABRICS,WOVEN	21 018	24 483	11 204
775 HOUSEHOLD TYPE EQUIP NES	13 501	68 326	31 614	653 WOVN MAN-MADE FIB FABRIC	70 137	66 047	30 485
776 TRANSISTORS,VALVES,ETC	1 317	56 095	25 956	654 OTH WOVEN TEXTILE FABRIC	203	143	72
778 ELECTRICAL MACHINERY NES	42 584	120 892	56 009	655 KNIT ETC FABRICS	161	330	144
781 PASS MOTOR VEH EXC BUSES	572 920	1 691 534	785 430	656 LACE,RIBBONS,TULLE,ETC	457	2 170	997
782 LORRIES,SPCL MTR VEH NES	18 257	29 267	14 031	657 SPECIAL TEXTILE ETC PROD	5 384	6 270	2 911
783 ROAD MOTOR VEHICLES NES	5 736	19 676	8 946	658 TEXTILE ARTICLES NES	12 265	13 764	6 358
784 MOTOR VEHCL PTS,ACC NES	65 788	195 017	90 590	659 FLOOR COVERINGS ETC	1 289	301	138
785 MOTOR & OTHER CYCLES ETC	3 456	14 733	6 954	661 CEMENT ETC BUILDING PROD	51 566	12 360	5 778
786 VEH NES NONMOTR,TRAILERS	3 446	3 729	1 713	662 CLAY,REFRACTORY BLDG PRD	9 824	1 119	554
791 RAILWAY VEHICLES	4 171	13 133	6 251	663 OTH NONMETAL MINERAL MFS	2 434	2 195	1 020
792 AIRCRAFT	240	12 527	5 960	664 GLASS	18 131	6 460	3 009
793 SHIPS AND BOATS	415 068	12 291	5 073	665 GLASSWARE	7 236	9 088	4 281
812 PLUMBGG,HEATNG,LGHTNG EQU	2 914	8 651	4 075	666 POTTERY	78 086	50 511	23 696
821 FURNITURE	58 572	100 800	47 143	667 PEARL,PREC-,SEMI-P STONE	60	1 923	891
831 TRAVEL GOODS,HANDBAGS	854	24 640	11 406	677 IRN,STL WIRE EXCL W ROD	610	319	149
842 MENS OUTERWEAR NOT KNIT	176	2 734	1 299	678 IRON,STL TUBES,PIPES,ETC	7 544	4 297	1 990
843 WOMENS OUTERWEAR NONKNIT	563	23 089	10 797	682 COPPER EXC CEMENT COPPER	460	681	326
844 UNDERWEAR NOT KNIT	7	221	100	684 ALUMINIUM	1 114	374	164
845 OUTERWEAR KNIT NONELASTC	206	6 341	2 931	689 NON-FER BASE METALS NES	246	359	167
846 UNDERWEAR KNITTED	357	8 742	4 100	691 STRUCTURES AND PARTS NES	195	234	106
847 TXTL CLTHNG ACCESRYS NES	202	4 229	1 989	692 METAL TANKS,BOXES,ETC	259	377	184
848 HEADGEAR,NONTXTL CLOTHNG	614	17 522	8 138	693 WIRE PRODUCTS NON ELECTR	1 207	349	168
851 FOOTWEAR	942	5 726	2 694	694 STL,COPPR NAILS,NUTS,ETC	45 334	18 390	8 547
871 OPTICAL INSTRUMENTS	1 362	36 356	16 882	695 TOOLS	89 279	52 479	24 497
872 MEDICAL INSTRUMENTS NES	4 281	155 488	72 585	696 CUTLERY	10 056	15 291	7 111
873 METERS & COUNTERS NES	153	3 103	1 426	697 BASE MTL HOUSEHOLD EQUIP	89 051	33 121	15 248
874 MEASURING,CONTROLLNG INSTR	12 011	190 869	88 650	699 OTHER METAL MANUFACTURES	28 563	23 751	11 007
881 PHOTO APPAR & EQUIPT NES	2 716	51 554	23 990	713 INTRNL COMBUS PISTN ENGN	111	150	69
882 PHOTO,CINEMA SUPPLIES	5 812	13 735	6 259	716 ROTATING ELECTRIC PLANT	3 491	14 142	6 525
883 DEVELOPED CINEMA FILM	10	136	61	718 OTH POWER GENERATG MACHY	259	150	67
884 OPTICAL GOODS NES	654	42 127	19 589	724 TEXTILE,LEATHER MACHNRY	26 089	43 492	20 103
885 WATCHES AND CLOCKS	946	18 796	8 710	728 OTH MACHY FOR SPCL INDUS	4 345	3 323	1 554
892 PRINTED MATTER	16 442	57 092	26 564	736 MACHINE TOOLS FOR METAL	43 515	32 146	15 027
893 ARTICLES OF PLASTIC NES	12 113	31 112	14 433	737 METALWORKING MACHNRY NES	253	390	182
894 TOYS,SPORTING GOODS,ETC	12 044	39 292	18 274	741 HEATING,COOLING EQUIPMNT	59	146	62
895 OFFICE SUPPLIES NES	3 242	33 686	15 647	742 PUMPS FOR LIQUIDS ETC	272	583	265
896 WORKS OF ART ETC	71	10 812	5 084	743 PUMPS NES,CENTRIFUGES ETC	7 260	6 022	2 780
897 GOLD,SILVER WARE,JEWELRY	321	29 459	13 731	744 MECHANICAL HANDLING EQU	23 252	8 123	3 709
898 MUSICAL INSTRUMENTS,PTS	8 249	95 759	44 235	745 NONELEC MACHY,TOOLS NES	6 291	8 761	4 084
899 OTHER MANUFACTURED GOODS	1 593	19 951	9 195	749 NONELEC MACH PTS,ACC NES	5 326	8 201	3 792
941 ZOO ANIMALS,PETS	12	310	141	751 OFFICE MACHINES	2 569	16 525	7 768
951 WAR FIREARMS,AMMUNITION	81	678	337	752 AUTOMTIC DATA PROC EQUIP	37 857	215 384	100 780
961 COIN NONGOLD,NONCURRENT	7	217	94	759 OFFICE & ADP MCH PTS,ACC	9 238	99 859	46 362
971 GOLD,NON MONETARY NES	7	6 168	2 788	761 TELEVISION RECEIVERS	3 306	13 381	6 428
972 GOLD COIN		294	131	762 RADIO BROADCAST RECEIVRS	54 621	119 682	56 219
				763 SOUND RECORDRS,PHONOGRPH	6 651	25 341	11 992
				764 TELECOM EQPT,PTS,ACC NES	49 249	93 343	43 038
				771 ELECTRIC POWER MACHY NES	4 540	7 117	3 913
				772 SWITCHGEAR ETC & PTS NES	8 161	34 196	15 851
				773 ELECTR DISTRIBUTING MACH	9 194	15 105	7 032
				774 ELECTRO-MEDCL,XRAY EQUIP	20	148	74
				775 HOUSEHOLD TYPE EQUIP NES	922	2 348	1 081
				776 TRANSISTORS,VALVES,ETC	11 426	245 773	114 410
				778 ELECTRICAL MACHINERY NES	26 676	78 991	36 715
				781 PASS MOTOR VEH EXC BUSES	240	458	189
				784 MOTOR VEHCL PTS,ACC NES	1 384	1 423	656
				785 MOTOR & OTHER CYCLES ETC	28 455	16 342	7 576
				786 VEH NES NONMOTR,TRAILERS	5 957	2 553	1 185
				792 AIRCRAFT	9	102	43
				793 SHIPS AND BOATS	10 165	8 105	3 703
				812 PLUMBGG,HEATNG,LGHTNG EQU	9 119	13 933	6 575
				821 FURNITURE	62 639	27 662	12 921
TAIWAN							
IMPORTS							
034 FISH FRESH,CHILLED,FROZN	1 105	588	275				
036 SHELL FISH FRESH,FROZN	865	1 113	517				
037 FISH ETC PREPD PRSVD NES	13 431	5 278	2 413				
048 CEREAL ETC PREPARATIONS	340	187	89				
054 VEG ETC FRSH,SMPLY PRSVD	55 133	17 462	7 908				
056 VEGTBLES ETC PRSVD,PREPD	239 831	75 107	34 132				
057 FRUIT,NUTS,FRESH,DRIED	1 378	676	308				
058 FRUIT PRESERVED,PREPARED	6 359	2 020	936				
061 SUGAR AND HONEY	277	270	124				
062 SUGAR PREPS NON-COCOA	777	1 021	478				
074 TEA AND MATE	528	502	236				
081 FEEDING STUFF FOR ANJMLS	711	299	140				



## 7 IMPORTS AND EXPORTS (SPECIAL TRADE) BY COUNTRIES OF PRODUCTION AND CONSUMPTION AND BY GROUPS OF THE SITC-REV. II 1986

GROUP DESCRIPTION	DT = 100 KG	1 000 DM	1 000 \$	GROUP DESCRIPTION	DT = 100 KG	1 000 DM	1 000 \$
831 TRAVEL GOODS, HANDBAGS	100 921	151 726	70 071	656 LACE, RIBBONS, TULLE, ETC	67	242	110
842 MENS OUTERWEAR NOT KNIT	46 978	116 772	54 338	657 SPECIAL TEXTILE ETC PROD	5 036	8 088	3 749
843 WOMENS OUTERWEAR NONKNIT	31 905	128 440	59 414	658 TEXTILE ARTICLES NES	109	480	238
844 UNDERWEAR NOT KNIT	18 822	56 454	26 378	659 FLOOR COVERINGS ETC	820	760	362
845 UNDERWEAR KNIT NONELASTC	55 754	195 870	90 871	661 CEMENT ETC BUILDING PROD	1 159	163	79
846 UNDERWEAR KNITTED	13 635	42 020	19 188	662 CLAY, REFRACTORY BLDG PROD	197 845	19 270	9 000
847 TCTL CLTHNG ACCESRYS NES	11 747	28 930	13 699	663 OTH NONMETAL MINERAL MFS	11 542	10 891	5 071
848 HEADGEAR, NONTXTL CLOTHNG	12 620	26 514	12 479	664 GLASS	9 661	4 344	2 000
851 FOOTWEAR	109 742	272 551	124 822	665 GLASSWARE	762	1 654	776
871 OPTICAL INSTRUMENTS	319	914	425	667 PEARL, PREC- SEMI-P STONE	216	354	164
872 MEDICAL INSTRUMENTS NES	388	1 280	586	671 PIG IRON ETC	6 473	2 683	1 219
873 METERS & COUNTERS NES	236	870	407	672 IRON, STL PRIMARY FORMS	581	105	45
874 MEASURNG, CONTROLNG INSTR	3 177	12 329	5 707	673 IRON AND STEEL SHAPES	3 754	950	454
881 PHOTO APPAR & EQUIPT NES	1 422	17 561	8 197	674 IRN, STL UNIV. PLATE, SHEET	42 864	7 835	3 749
882 PHOTO, CINEMA SUPPLIES	6	80	35	675 IRON, STEEL HOOP, STRIP	23 334	4 846	2 278
884 OPTICAL GOODS NES	2 900	15 213	6 869	676 RAILWAY RAILS ETC IRN, STL	1 557	762	356
885 WATCHES AND CLOCKS	1 642	13 342	6 227	677 IRN, STL WIRE EXCL W ROD	1 102	670	313
892 PRINTED MATTER	1 912	2 171	1 005	678 IRON, STL TUBES, PIPES, ETC	7 882	2 125	1 023
893 ARTICLES OF PLASTIC NES	60 890	50 323	23 414	681 SILVER, PLATINUM, ETC	66	1 687	773
894 TOYS, SPORTING GOODS, ETC	209 183	220 477	103 441	682 COPPER EXC CEMENT COPPER	28 762	18 378	8 600
895 OFFICE SUPPLIES NES	1 831	4 007	1 854	683 NICKEL	1 491	2 487	1 162
896 WORKS OF ART ETC	375	627	287	684 ALUMINIUM	18 445	16 600	7 737
897 GOLD, SILVER WARE, JEWELRY	1 386	14 073	6 580	686 ZINC	1 945	580	274
898 MUSICAL INSTRUMENTS, PTS	5 300	10 596	4 905	687 TIN	36	146	68
899 OTHER MANUFACTURED GOODS	71 903	79 241	36 801	689 NON-FER BASE METALS NES	443	2 327	1 081
941 ZOO ANIMALS, PETS	9	116	56	691 STRUCTURES AND PARTS NES	4 548	6 798	3 186
951 WAR FIREARMS, AMMUNITION	42	77	36	692 METAL TANKS, BOXES, ETC	65	124	56
				693 WIRE PRODUCTS NON ELECTR	814	1 014	485
EXPORTS	3 606 334	2 179 741	1 012 867	694 STL, COPPR NAILS, NUTS, ETC	642	639	292
001 LIVE ANIMALS	7	119	56	695 TOOLS	1 935	10 478	4 925
022 MILK AND CREAM	347	101	43	696 CUTLERY	127	1 003	471
024 CHEESE AND CURD	92	67	33	697 BASE MTL HOUSEHOLD EQUIP	969	1 075	488
034 FISH FRESH, CHILLED, FROZN	4	750	353	699 OTHER METAL MANUFACTURES	2 531	5 133	2 377
037 FISH ETC PREPD PRSTD NES	6	86	40	700 INDUSTRIAL PLANT, CHAP 84	18 208	51 625	24 114
048 CEREAL ETC PREPARATIONS	584	295	138	703 INDUSTRIAL PLANT, CHAP 85	1 256	4 438	2 086
054 VEG ETC FRSH, SPLY PRSTD	3 402	1 621	725	711 STEAM BOILERS & AUX PLNT	190	1 126	550
058 FRUIT PRESERVED, PREPARED	1 915	698	318	712 STEAM ENGINES, TURBINES	1 762	5 214	2 586
061 SUGAR AND HONEY	3 317	433	192	713 INTRNL COMBUS PISTN ENGN	2 129	10 400	4 999
062 SUGAR PREPS NON-COCOA	1 056	527	253	714 ENGINES & MOTORS NES	5	74	33
071 COFFEE AND SUBSTITUTES	1 822	3 090	1 399	716 ROTATING ELECTRIC PLANT	2 748	7 953	3 803
072 COCOA	175	101	50	718 OTH POWER GENERATG MACHY	111	581	278
073 CHOCOLATE AND PRODUCTS	415	690	328	721 AGRIC MACHY, EXC TRACTORS	1 551	2 506	1 176
075 SPICES	17	175	81	722 TRACTORS NON-ROAD	3 865	3 433	1 599
081 FEEDING STUFF FOR ANMLs	57 359	6 184	2 865	723 CIVIL ENGINEER EQUIP ETC	2 505	5 251	2 462
098 EDIBLE PRODUCTS, PREPS NES	796	627	296	724 TEXTILE, LEATHER MACHNRY	50 076	183 079	84 488
111 NON-ALCOHL BEVERAGES NES	17 068	1 805	795	725 PAPER ETC MILL MACHINERY	1 056	2 095	986
112 ALCOHOLIC BEVERAGES	518	155	76	726 PRINTG, BKBINDG MACHY, PTS	4 125	17 625	8 115
233 RUBBER, SYNTHETIC, RECLAIMD	17 196	6 187	2 874	727 FOOD MACHRY NON-DOMESTIC	346	1 562	728
247 OTH WOOD ROUGH, SQUARED	594	82	41	728 OTH MACHY FOR SPCL INDUS	26 148	76 141	35 210
251 PULP AND WASTE PAPER	32 764	4 931	2 276	736 MACHINE TOOLS FOR METAL	8 744	33 972	15 443
263 COTTON	270	78	35	737 METALWORKING MACHNRY NES	1 149	4 077	1 958
266 SYNTHETIC FIBRE TO SPIN	31 035	9 540	4 390	741 HEATING, COOLING EQUIPMNT	14 069	38 501	18 206
273 STONE, SAND AND GRAVEL	1 026	138	68	742 PUMPS FOR LIQUIDS ETC	2 690	15 353	7 214
277 NATURAL ABRASIVES NES		220	110	743 PUMPS NES, CENTRIFUGES ETC	13 934	36 776	17 053
278 OTHER CRUDE MINERALS	8 264	805	366	744 MECHANICAL HANDLING EQU	20 727	34 334	15 788
282 IRON AND STEEL SCRAP	49 475	786	394	745 NONELEC MACHY, TOOLS NES	6 462	41 817	19 222
287 BASE METAL ORES, CONC NES	629	161	76	749 NONELEC MACH PTS, ACC NES	8 968	30 593	14 347
288 NONFER METAL SCRAP NES	68 922	6 579	3 040	751 OFFICE MACHINES	197	1 354	631
291 CRUDE ANIMAL MTRIALS NES	2 986	6 109	2 843	752 AUTOMTIC DATA PROC EQUIP	272	4 696	2 165
292 CRUDE VEG MATERIALS NES	131	202	97	759 OFFICE & ADP MCH PTS, ACC	2 770	34 981	15 968
334 PETROLEUM PRODUCTS, REFIN	68 366	27 247	12 661	761 TELEVISION RECEIVERS	1 325	4 235	1 984
335 RESIDUAL PETRLM PROD NES	13 209	1 966	936	762 RADIO BROADCAST RECEIVRS	190	1 642	770
423 FIXED VEG OILS, SOFT	56 000	4 419	2 104	763 SOUND RECORDRS, PHONOGRPH	43	430	196
431 PROCESD ANML VEG OIL, ETC	17 339	2 955	1 381	764 TELECOM EQPT, PTS, ACC NES	4 435	43 368	20 041
511 HYDROCARBONS NES, DERIVS	37 211	6 463	2 968	771 ELECTRIC POWER MACHY NES	2 714	7 672	3 600
512 ALCOHOLS, PHENOLS, ETC	779 340	75 140	34 857	772 SWITCHGEAR ETC & PTS NES	4 870	28 683	13 316
513 ORGANIC ACIDS, ETC	176 618	30 243	13 886	773 ELECTR DISTRIBUTING MACH	5 620	6 047	2 831
514 NITROGEN-FUNCTN COMPOUNDS	71 676	38 957	18 098	774 ELECTRO-MEDCL, XRAY EQUIP	497	13 596	6 182
515 ORG-INORG COMPOUNDS ETC	19 470	23 722	10 879	775 HOUSEHOLD TYPE EQUIP NES	1 168	2 356	1 110
516 OTHER ORGANIC CHEMICALS	45 403	9 561	4 468	776 TRANSISTORS, VALVES, ETC	5 113	126 785	59 187
522 INDRG ELEMNTS, OXIDES, ETC	109 257	41 852	19 403	778 ELECTRICAL MACHINERY NES	4 281	22 026	10 247
523 OTHR INORGANIC CHEMICALS	196 726	21 205	9 837	781 PASS MOTOR VEH EXC BUSES	53 956	139 975	64 441
524 RADIOACTIVE ETC MATERIAL		198	89	782 LORRIES, SPCL MTR VEH NES	1 373	3 464	1 657
531 SYNT DYE, NAT INDOGO, LAKES	30 528	83 045	38 392	783 ROAD MOTOR VEHICLES NES	446	702	308
532 DYES NES, TANNING PRODS	93 570	16 432	7 554	784 MOTOR VEHCL PTS, ACC NES	8 713	23 462	10 825
533 PIGMENTS, PAINTS, ETC	51 993	33 475	15 664	785 MOTOR & OTHER CYCLES ETC	2 269	2 531	1 180
541 MEDICINAL ETC PRODUCTS	8 763	47 321	21 862	786 VEH NES NONMOTR, TRAILERS	4 049	1 744	816
551 ESSENTL OIL, PERFUME, ETC	665	2 323	1 079	791 RAILWAY VEHICLES	628	852	365
553 PERFUMERY, COSMETICS, ETC	664	1 121	526	792 AIRCRAFT	9	707	319
554 SOAPS, CLEANING ETC PREPS	37 487	14 107	6 527	793 SHIPS AND BOATS	151 929	3 658	1 816
562 FERTILIZERS MANUFACTURED	9 583	1 010	455	801 INDUSTRIAL PLANT, CHAP 90	244	2 650	1 244
572 EXPLOSIVES, PYROTECH PROD	132	277	129	812 PLUMBNG, HEATNG, LGHTNG EQU	861	1 284	595
582 PROD OF CONDENSATION ETC	92 805	60 409	28 157	821 FURNITURE	3 339	3 551	1 627
583 PROD OF POLYMERIZING ETC	71 336	25 776	12 007	831 TRAVEL GOODS, HANDBAGS	11	107	48
584 CELLULOSE DERIVATIVES ETC	22 639	13 750	6 432	843 WOMENS OUTERWEAR NONKNIT	5	230	113
585 PLASTIC MATERIALS NES	1 779	235	106	845 OUTERWEAR KNIT NONELASTC	15	96	42
591 PESTICIDES, DISINFECTANTS	12 331	12 331	5 571	846 UNDERWEAR KNITTED	6	127	61
592 STARCH, INULIN, GLUTEN, ETC	208 310	10 423	4 844	847 TCTL CLTHNG ACCESRYS NES	10	188	87
598 MISC CHEMICAL PRODS NES	162 311	73 019	34 072	848 HEADGEAR, NONTXTL CLOTHNG	109	1 331	599
605 INDUSTRIAL PLANT, CHAP 73	12 818	18 001	8 550	851 FOOTWEAR	30	175	83
611 LEATHER	2 159	2 595	1 185	851 OPTICAL INSTRUMENTS	101	4 470	2 119
612 LEATHER ETC MANUFACTURES	1 381	4 048	1 868	872 MEDICAL INSTRUMENTS NES	630	13 203	6 280
621 MATERIALS OF RUBBER	1 727	2 002	937	873 METERS & COUNTERS NES	33	570	265
625 RUBBER TYRES, TUBES	3 216	2 550	1 189	874 MEASURNG, CONTROLNG INSTR	3 464	89 148	42 277
628 RUBBER ARTICLES NES	421	1 580	748	881 PHOTO APPAR & EQUIPT NES	665	5 360	2 557
634 VENEERS, PLYWOOD, ETC	10 683	3 241	1 547	882 PHOTO, CINEMA SUPPLIES	2 067	2 410	1 096
635 WOOD MANUFACTURES NES	2 682	4 378	2 143	884 OPTICAL GOODS NES	28	2 973	1 368
641 PAPER AND PAPERBOARD	13 077	5 073	2 367	885 WATCHES AND CLOCKS	253	2 082	962
642 ARTICLES OF PAPER ETC	5 707	4 313	1 964	892 PRINTED MATTER	1 074	5 266	2 369
651 TEXTILE YARN AND THREAD	738	1 380	657	893 ARTICLES OF PLASTIC NES	1 961	5 185	2 418
652 COTTON FABRICS, WOVEN	1 258	6 215	3 004	894 TOYS, SPORTING GOODS, ETC	331	861	400
653 WOVN MAN-MADE FIB FABRIC	844	4 455	2 074	895 OFFICE SUPPLIES NES	923	3 518	1 656
654 OTH WOVN TEXTILE FABRIC	458	1 160	542	896 WORKS OF ART ETC		110	52
655 KNIT ETC FABRICS	129	670	312	897 GOLD, SILVER WARE, JEWELRY	2	256	118
				898 MUSICAL INSTRUMENTS, PTS	1 434	6 580	3 031



## 7 IMPORTS AND EXPORTS (SPECIAL TRADE) BY COUNTRIES OF PRODUCTION AND CONSUMPTION AND BY GROUPS OF THE SITC-REV. II 1986

GROUP DESCRIPTION	DT = 100 KG	1 000 DM	1 000 \$	GROUP DESCRIPTION	DT = 100 KG	1 000 DM	1 000 \$
899 OTHER MANUFACTURED GOODS	244	2 277	1 051	776 TRANSISTORS, VALVES, ETC	1 340	112 285	51 348
951 WAR FIREARMS, AMMUNITION	33	101	47	778 ELECTRICAL MACHINERY NES	6 803	24 934	11 564
971 GOLD, NON MONETARY NES	2	89	41	781 PASS MOTOR VEH EXC BUSES	16	116	51
HONG KONG				786 VEH NES NONMOTR. TRAILERS	3 856	625	286
IMPORTS				792 AIRCRAFT		432	201
011 MEAT FRESH, CHILLED, FROZEN	202	212	105	812 PLUMB, HEATING, LIGHTING EQU	8 983	11 486	5 274
034 FISH FRESH, CHILLED, FROZEN	47	918	422	821 FURNITURE	2 882	3 531	1 630
035 FISH SALTED, DRIED, SMOKED	28	120	55	831 TRAVEL GOODS, HANDBAGS	32 963	63 948	29 552
048 CEREAL ETC PREPARATIONS	1 089	423	193	842 MENS OUTERWEAR NOT KNIT	122 891	377 815	174 898
054 VEG ETC FRSH, SMPLY PRSVD	1 462	484	224	843 WOMENS OUTERWEAR NONKNIT	125 869	655 156	301 956
056 VEGTBLES ETC PRSVD, PREPD	1 073	421	194	844 UNDERWEAR NOT KNIT	61 199	236 706	109 892
058 FRUIT PRESERVED, PREPARED	3 362	1 182	544	845 OUTERWEAR KNIT NONELASTC	108 587	528 791	243 360
074 TEA AND MATE	311	204	91	846 UNDERWEAR KNITTED	51 826	204 178	92 835
075 SPICES	85	84	37	847 TXLT CLTHNG ACCESSRYS NES	9 962	29 551	13 945
098 EDIBLE PRODCTS, PREPS NES	3 068	1 114	508	848 HEADGEAR, NONTXLT CLOTHNG	16 531	49 024	22 646
212 FUR SKINS UNRESSED	9	207	98	851 FOOTWEAR	15 545	25 587	11 844
247 OTH WOOD ROUGH, SQUARED	7 118	518	259	871 OPTICAL INSTRUMENTS	821	6 088	3 713
263 COTTON	1 294	221	109	872 MEDICAL INSTRUMENTS NES	1 898	3 908	1 820
268 WOOL (EXC TOPS), ANML HAIR	166	883	411	873 METERS & COUNTERS NES	109	450	206
269 WASTE OF TEXTILE FABRICS	6 437	436	205	874 MEASURING, CONTROLING INSTR	1 303	9 160	4 249
277 NATURAL ABRASIVES NES		76	38	881 PHOTO APPAR & EQUIPT NES	2 939	30 015	13 889
288 NONFERR METAL SCRAP NES	1 427	492	228	882 PHOTO, CINEMA SUPPLIES	1 088	7 568	3 554
289 PREC METAL ORE, WASTE NES				883 DEVELOPED CINEMA FILM	3	70	33
291 CRUDE ANIMAL MTRIALS NES	421	1 514	653	884 OPTICAL GOODS NES	1 351	5 591	2 581
292 CRUDE VEG MATERIALS NES	3 344	2 205	1 014	885 WATCHES AND CLOCKS	14 892	220 822	102 845
334 PETROLEUM PRODUCTS, REFIN	108	128	61	892 PRINTED MATTER	9 542	7 546	3 487
424 FIXED VEG OIL NONSOFT	123	78	36	893 ARTICLES OF PLASTIC NES	61 101	49 366	22 835
512 ALCOHOLS, PHENOLS, ETC	200	153	63	894 TOYS, SPORTING GOODS, ETC	101 546	131 371	60 662
513 ORGANIC ACIDS, ETC	185	63	32	895 OFFICE SUPPLIES NES	1 660	2 447	1 130
515 ORG-INORG COMPOUNDS NES	75	97	45	896 WORKS OF ART ETC	253	2 251	1 047
522 INORG ELEMNTS, OXIDES, ETC	558	220	101	897 GOLD, SILVER WARE, JEWELRY	4 488	53 237	24 964
524 RADIOACTIVE ETC MATERIAL	8	129	63	898 MUSICAL INSTRUMENTS, PTS	27 327	47 987	21 669
531 SYNT DYE, NAT INDGO, LAKES	82	225	111	899 OTHER MANUFACTURED GOODS	22 563	35 108	16 083
533 PIGMENTS, PAINTS, ETC	50	129	56	941 ZOO ANIMALS, PETS	35	568	267
541 MEDICINAL ETC PRODUCTS	83	480	219	961 COIN NONGOLD, NONCURRENT			
551 ESSENTL OIL, PERFUME, ETC	60	225	96	971 GOLD, NON MONETARY NES			
553 PERFUMERY, COSMETICS, ETC	36	91	42	EXPORTS			2 438 783
554 SOAPS, CLEANING ETC PREPS	79	109	51	011 MEAT FRESH, CHILLED, FROZEN	28 056	4 949	2 307
572 EXPLOSIVES, PYROTECH PROD	581	341	158	014 MEAT PREPD, PRSVD, NES ETC	338	364	167
583 PROD OF POLYMERIZING ETC	556	261	125	022 MILK AND CREAM	6 647	743	345
592 STARCH, INULIN, GLUTEN, ETC	103	65	31	024 CHEESE AND CURD	409	495	227
598 MISC CHEMICAL PRODS NES	1 333	141	66	025 EGGS, BIRDS, FRESH, PRSVD	3 906	476	227
612 LEATHER ETC MANUFACTURES	170	349	161	034 FISH FRESH, CHILLED, FROZEN	12	700	318
613 FUR SKINS TANNED, DRESSED	63	611	283	037 FISH ETC PREPD PRSVD NES	65	847	395
621 MATERIALS OF RUBBER	80	300	139	048 CEREAL ETC PREPARATIONS	12 610	1 855	849
628 RUBBER ARTICLES NES	239	335	156	054 VEG ETC FRSH, SMPLY PRSVD	332	608	267
635 WOOD MANUFACTURES NES	2 515	1 639	773	056 VEGTBLES ETC PRSVD, PREPD	946	319	147
641 PAPER AND PAPERBOARD	195	95	44	057 FRUIT, NUTS, FRESH, DRIED	791	513	251
642 ARTICLES OF PAPER ETC	4 213	5 176	2 462	058 FRUIT PRESERVED, PREPARED	1 025	547	255
651 TEXTILE YARN AND THREAD	596	635	293	061 SUGAR AND HONEY	66 919	3 016	1 413
652 COTTON FABRICS, WOVEN	8 542	9 547	4 460	062 SUGAR PREPS NON-COCOA	3 749	2 235	1 052
653 WOVN MAN-MADE FIB FABRIC	350	751	342	071 COFFEE AND SUBSTITUTES	1 711	2 136	979
654 OTH WOVN TEXTILE FABRIC	125	1 413	649	073 CHOCOLATE AND PRODUCTS	1 386	2 709	1 265
655 KNIT ETC FABRICS	140	312	144	075 SPICES	83	129	57
656 LACE, RIBBONS, TULLE, ETC	116	1 276	600	081 FEEDING STUFF FOR ANMLs	3 782	2 596	1 214
657 SPECIAL TEXTILE ETC PROD	435	767	352	098 EDIBLE PRODCTS, PREPS NES	3 144	2 828	1 273
658 TEXTILE ARTICLES NES	8 904	23 855	10 892	111 NON-ALCOHL BEVERAGES NES	1 039	146	66
659 FLOOR COVERINGS ETC	1 091	2 586	1 214	112 ALCOHOLIC BEVERAGES	48 080	8 251	3 802
663 OTH NONMETAL MINERAL MFS	86	60	30	122 TOBACCO MFRS	324	509	243
664 GLASS	1 537	1 768	820	211 HIDES, SKINS, UNRESSED	3 864	1 668	766
665 GLASSWARE	2 436	1 451	674	212 FUR SKINS UNRESSED	1	198	93
666 POTTERY	1 117	841	395	233 RUBBER, SYNTHETIC, RECLAIMD	5 439	1 890	891
667 PEARL, PREC-, SEMI-P STONE	71	12 199	5 665	248 WOOD SHAPED	309	70	33
681 SILVER, PLATINUM, ETC	171	7 379	3 459	263 COTTON	1 099	151	76
682 COPPER EXC CEMENT COPPER	56	122	59	264 JUTE, OTH TEX BAST FIBRES	48	78	35
684 ALUMINIUM	400	172	80	267 OTHER MAN-MADE FIBRES	8 669	4 082	2 029
689 NON-FER BASE METALS NES	580	483	234	269 WASTE OF TEXTILE FABRICS	1 170	139	67
692 METAL TANKS, BOXES, ETC	381	472	221	273 STONE, SAND AND GRAVEL	4 885	175	80
693 WIRE PRODUCTS NON ELECTR	48	116	53	274 SULPHUR ETC	2 879	171	81
694 STL, COPPR NAILS, NUTS, ETC	2 704	2 982	1 386	278 OTHER CRUDE MINERALS	48 690	730	346
695 TOOLS	10 299	9 502	4 430	287 BASE METAL ORES, CONC NES	932	189	88
696 CUTLERY	5 203	7 219	3 371	291 CRUDE ANIMAL MTRIALS NES	427	1 015	456
697 BASE MTL HOUSEHOLD EQUIP	16 278	16 403	7 616	292 CRUDE VEG MATERIALS NES	1 255	1 082	501
699 OTHER METAL MANUFACTURES	12 819	14 324	6 565	334 PETROLEUM PRODUCTS, REFIN	16 868	5 224	2 428
713 INTRNL COMBUS PISTN ENGN	39	116	51	335 RESIDUAL PETRLM PROD NES	811	171	80
714 ENGINES & MOTORS NES	195	46 386	21 402	423 FIXED VEG OILS, SOFT	309 710	21 636	10 513
716 ROTATING ELECTRIC PLANT	14 718	42 012	19 398	431 PROCESD ANML VEG OIL, ETC	8 026	1 702	790
723 CIVIL ENGINEERG EQUIP ETC	297	574	262	511 HYDROCARBONS NES, DERIVS	11 164	4 742	2 185
724 TEXTILE, LEATHER MACHNRY	287	617	279	512 ALCOHOLS, PHENOLS, ETC	12 790	4 019	1 825
726 PRINTG, BKBINDG MACHY, PTS	98	721	336	513 ORGANIC ACIDS, ETC	151 657	21 891	10 098
727 FOOD MACHRY NON-DOMESTIC	253	406	196	514 NITROGEN-FUNCTN COMPOUNDS	11 774	6 872	3 160
728 OTH MACHRY FOR SPCL INDUS	150	823	371	515 ORG-INORG COMPOUNDS ETC	4 577	6 824	3 154
736 MACHINE TOOLS FOR METAL	84	199	95	516 OTHER ORGANIC CHEMICALS	3 626	2 879	1 333
737 METALWORKING MACHNRY NES	2 960	5 118	2 403	522 INORG ELEMNTS, OXIDES, ETC	72 714	11 589	5 398
741 HEATING, COOLING EQUIPMNT	359	1 253	577	523 OTHR INORGANIC CHEMICALS	38 547	35 976	16 769
742 PUMPS FOR LIQUIDS ETC	318	590	265	531 SYNT DYE, NAT INDGO, LAKES	45 299	129 739	59 733
743 PUMPS NES, CENTRIFUGES ETC	1 507	1 482	682	532 DYES NES, TANNING PRODS	15 544	3 250	1 518
744 MECHANICAL HANDLING EQU	98	93	41	533 PIGMENTS, PAINTS, ETC	16 096	15 430	7 222
745 NONELEC MACHY, TOOLS NES	1 623	3 184	1 458	541 MEDICINAL ETC PRODUCTS	14 257	55 333	25 476
749 NONELEC MACH PTS, ACC NES	158	1 560	703	551 ESSENTL OIL, PERFUME, ETC	2 023	6 564	3 025
751 OFFICE MACHINES	7 476	46 440	21 586	553 PERFUMERY, COSMETICS, ETC	9 203	11 112	5 178
752 AUTOMTIC DATA PROC EQUIP	16 774	239 480	111 935	554 SOAPS, CLEANING ETC PREPS	48 607	16 138	7 484
759 OFFICE & ADP MCH PTS, ACC	2 343	72 983	34 209	562 FERTILIZERS MANUFACTURED	31 663	1 185	544
761 TELEVISION RECEIVERS	5 483	16 933	7 763	563 EXPLOSIVES, PYROTECH PROD	116	127	57
762 RADIO BROADCAST RECEIVRS	43 458	109 968	51 020	582 PROD OF CONDENSATION ETC	76 520	48 144	22 639
763 SOUND RECORDRS, PHONOGRPH	6 595	22 722	10 633	583 PROD OF POLYMERIZING ETC	191 041	51 331	23 967
764 TELECOM EQPT, PTS, ACC NES	7 591	24 670	11 430	584 CELLULOSE DERIVATIVES ETC	12 975	7 197	3 249
771 ELECTRIC POWER MACHY NES	8 371	33 511	15 594	585 PLASTIC MATERIALS NES	945	353	167
772 SWITCHGEAR ETC & PTS NES	4 865	18 537	8 540	591 PESTICIDES, DISINFECTANTS	862	1 274	580
773 ELECTR DISTRIBUTING MACH	331	698	321	592 STARCH, INULIN, GLUTEN, ETC	78 729	9 442	4 391
774 ELECTRO-MEDCL, XRAY EQUIP	3	117	56	593 MISC CHEMICAL PRODS NES	91 645	40 805	18 866
775 HOUSEHOLD TYPE EQUIP NES	28 983	73 025	33 960	611 LEATHER	4 456	12 730	6 012
				612 LEATHER ETC MANUFACTURES	120	541	255



## 7 IMPORTS AND EXPORTS (SPECIAL TRADE) BY COUNTRIES OF PRODUCTION AND CONSUMPTION AND BY GROUPS OF THE SITC-REV. II 1986

GROUP DESCRIPTION	DT = 100 KG	1 000 DM	1 000 \$	GROUP DESCRIPTION	DT = 100 KG	1 000 DM	1 000 \$
613 FUR SKINS TANNED,DRESSED	213	15 047	6 741	883 DEVELOPED CINEMA FILM	12	146	68
621 MATERIALS OF RUBBER	6 946	3 555	1 646	884 OPTICAL GOODS NES	113	13 721	6 304
625 RUBBER TYRES,TUBES	895	772	354	885 WATCHES AND CLOCKS	432	62 497	29 335
628 RUBBER ARTICLES NES	511	1 896	885	892 PRINTED MATTER	3 994	5 137	2 395
634 VENEERS,PLYWOOD,ETC	2 119	286	140	893 ARTICLES OF PLASTIC NES	6 968	10 135	4 714
635 WOOD MANUFACTURES NES	1 560	847	388	894 TOYS, SPORTING GOODS,ETC	2 587	4 603	2 112
641 PAPER AND PAPERBOARD	66 184	13 419	6 304	895 OFFICE SUPPLIES NES	2 096	11 677	5 413
642 ARTICLES OF PAPER ETC	34 785	19 373	8 843	896 WORKS OF ART ETC	4	669	303
651 TEXTILE YARN AND THREAD	2 083	4 576	2 147	897 GOLD,SILVER WARE,JEWELRY	65	12 862	5 949
652 COTTON FABRICS,WOVEN	5 799	21 188	9 831	898 MUSICAL INSTRUMENTS,PTS	3 055	14 659	6 760
653 WOVN MAN-MADE FIB FABRIC	7 027	26 289	12 078	899 OTHER MANUFACTURED GOODS	1 836	8 768	4 090
654 OTH WOVEN TEXTILE FABRIC	529	3 973	1 848	951 WAR FIREARMS,AMMUNITION	199	667	303
655 KNIT ETC FABRICS	1 313	5 341	2 475	971 GOLD,NON MONETARY NES	7	12 521	5 827
656 LACE,RIBBONS,TULLE,ETC	910	4 005	1 873				
657 SPECIAL TEXTILE ETC PROD	15 882	38 946	17 935	MACAO			
658 TEXTILE ARTICLES NES	615	2 976	1 418				
659 FLOOR COVERINGS ETC	1 566	1 117	511	IMPORTS	113 785	334 352	154 011
661 CEMENT ETC BUILDING PROD	1 124	477	209				
662 CLAY,REFRACTORY BLDG PRD	64 809	7 407	3 418	653 WOVN MAN-MADE FIB FABRIC	127	105	47
663 OTH NONMETAL MINERAL MFS	3 168	3 558	1 638	666 POTTERY	245	262	129
664 GLASS	106 588	10 116	4 745	681 SILVER,PLATINUM,ETC		536	269
665 GLASSWARE	2 529	4 707	2 191	762 RADIO BROADCAST RECEIVRS	195	527	245
666 POTTERY	1 015	2 371	1 090	763 SOUND RECORDRS,PHONOGRPH	23	106	52
667 PEARL,PREC-,SEMI-P STONE	490	33 455	15 900	821 FURNITURE	93	110	54
673 IRON AND STEEL SHAPES	50 236	3 846	1 686	831 TRAVEL GOODS,HANDBAGS	184	738	349
674 IRN,STL UNIV,PLATE,SHEET	95 703	9 266	4 405	842 MENS OUTERWEAR NOT KNIT	24 513	57 757	26 468
675 IRON,STEEL HOOP,STRIP	14 742	4 738	2 233	843 WOMENS OUTERWEAR NONKNIT	16 892	49 779	22 859
676 RAILWY RAILS ETC IRN,STL	126	91	45	844 UNDERWEAR NOT KNIT	9 343	26 558	12 323
677 IRN,STL WIRE EXCL W ROD	2 045	884	416	845 OUTERWEAR KNIT NONELASTC	30 609	126 205	58 154
678 IRON,STL TUBES,PIPES,ETC	14 924	3 567	1 657	846 UNDERWEAR KNITTED	9 660	37 004	16 778
681 SILVER,PLATINUM,ETC	116	2 301	1 041	847 TXTL CLTHNG ACCESSRYS NES	2 734	7 453	3 495
682 COPPER EXC CEMENT COPPER	24 305	29 915	14 014	848 HEADGEAR,NONTXLT CLOTHNG	114	544	258
683 NICKEL	22	185	88	851 FOOTWEAR	51	135	58
684 ALUMINIUM	32 356	16 258	7 439	871 OPTICAL INSTRUMENTS	481	1 480	705
685 LEAD	242	76	33	881 PHOTO APPAR & EQUIPT NES	85	563	268
686 ZINC	2 154	871	411	893 ARTICLES OF PLASTIC NES	75	157	70
691 STRUCTURES AND PARTS NES	6 321	6 598	3 023	894 TOYS, SPORTING GOODS,ETC	18 074	23 734	11 152
692 METAL TANKS,BOXES,ETC	2 145	1 413	638	896 WORKS OF ART ETC	6	135	64
693 WIRE PRODUCTS NON ELECTR	2 095	1 398	657	899 OTHER MANUFACTURED GOODS	83	291	134
694 STL,COPPR NAILS,NUTS,ETC	1 032	1 289	603				
695 TOOLS	2 334	14 060	6 531	EXPORTS	4 113	6 720	3 232
696 CUTLERY	472	4 710	2 150				
697 BASE MTL HOUSEHOLD EQUIP	15 212	23 686	11 065	531 SYNT DYE,NAT INDGO,LAKES	125	279	137
699 OTHER METAL MANUFACTURES	11 417	17 712	8 315	541 MEDICINAL ETC PRODUCTS	47	181	84
711 STEAM BOILERS & AUX PLNT	8 300	8 346	3 886	651 TEXTILE YARN AND THREAD	70	213	99
712 STEAM ENGINES,TURBINES	33	132	62	652 COTTON FABRICS,WOVEN	182	274	133
713 INTRNL COMBUS PISTN ENGN	1 657	10 231	4 871	663 OTH NONMETAL MINERAL MFS	316	223	112
714 ENGINES & MOTORS NES	18	2 679	1 175	665 GLASSWARE	17	114	57
716 ROTATING ELECTRIC PLANT	1 609	6 008	2 791	697 BASE MTL HOUSEHOLD EQUIP	28	64	32
718 OTH POWER GENERATG MACHY	222	955	441	711 STEAM BOILERS & AUX PLNT	138	151	70
721 AGRIC MACHY,EXC TRACTORS	76	287	131	728 OTH MACHY FOR SPCL INDUS	2 341	2 213	1 102
723 CIVIL ENGINEERG EQUIP ETC	9 272	15 881	7 392	744 MECHANICAL HANDLING EQU	86	107	53
724 TEXTILE,LEATHER MACHNRY	22 650	102 185	47 038	764 TELECOM EQPT,PTS,ACC NES	18	344	163
725 PAPER ETC MILL MACHINERY	4 071	8 390	3 912	771 ELECTRIC POWER MACHY NES	182	110	53
726 PRINTG,BKBDNG MACHY,PTS	15 260	56 370	26 904	772 SWITCHGEAR ETC & PTS NES	61	92	42
727 FOOD MACHRY NON-DOMESTIC	505	2 688	1 251	778 ELECTRICAL MACHINERY NES	8	169	80
728 OTH MACHY FOR SPCL INDUS	14 389	50 251	22 805	782 LORRIES,SPCL MTR VEH NES	228	1 040	504
736 MACHINE TOOLS FOR METAL	1 765	8 400	3 872	872 MEDICAL INSTRUMENTS NES	3	83	40
737 METALWORKING MACHNRY NES	1 435	3 195	1 478	951 WAR FIREARMS,AMMUNITION	27	80	36
741 HEATING,COOLING EQUIPMNT	5 205	15 172	7 180				
742 PUMPS FOR LIQUIDS ETC	7 548	17 831	8 263	AUSTRALIA			
743 PUMPS NES,CENTRIFUGES ETC	6 166	18 038	8 465				
744 MECHANICAL HANDLING EQU	13 079	18 404	8 406	IMPORTS	83 809 954	1 745 462	809 032
745 NONELEC MACHY,TOOLS NES	2 677	12 558	5 871				
749 NONELEC MACH PTS,ACC NES	6 153	25 163	11 738	011 MEAT FRESH,CHILLD,FROZEN	53 412	30 829	14 247
751 OFFICE MACHINES	2 122	10 633	4 917	014 MEAT PREPD,PRSTD,NES ETC	847	1 144	513
752 AUTOMTIC DATA PROC EQUIP	1 267	26 558	12 301	034 FISH FRESH,CHILLED,FROZN	2 017	2 544	1 169
759 OFFICE & ADP MCH PTS,ACC	219	5 904	2 595	037 FISH ETC PREPD PRSTD NES	29	84	39
761 TELEVISION RECEIVERS	1 179	3 381	1 552	042 RICE	1 187	102	50
762 RADIO BROADCAST RECEIVRS	146	2 534	1 197	045 CEREALS NES UNMILLED	7 419	487	224
763 SOUND RECORDRS,PHONOGRAPH	512	4 113	1 840	054 VEG ETC FRSH,SMPLY PRSTD	154 666	6 762	3 044
764 TELECOM EQPT,PTS,ACC NES	1 139	11 000	5 058	057 FRUIT,NUTS,FRESH,DRIED	207 762	54 942	25 925
771 ELECTRIC POWER MACHY NES	3 023	5 067	2 366	058 FRUIT PRESERVED,PREPARED	56 400	8 198	3 766
772 SWITCHGEAR ETC & PTS NES	4 153	30 219	14 128	061 SUGAR AND HONEY	37 594	7 040	3 226
773 ELECTR DISTRIBUTING MACH	4 531	4 315	1 958	081 FEEDING STUFF FOR ANIMLS	6 026	247	110
774 ELECTRO-MEDCL,XRAY EQUIP	198	4 867	2 274	112 ALCOHOLIC BEVERAGES	738	180	81
775 HOUSEHOLD TYPE EQUIP NES	10 712	21 742	10 063	211 HIDES,SKINS,UNDRESSED	80 511	24 591	11 478
776 TRANSISTORS,VALVES,ETC	565	53 388	24 619	212 FUR SKINS UNDRESSED	901	8 118	3 893
778 ELECTRICAL MACHINERY NES	9 623	33 376	15 566	222 SEEDS FOR'SOFT'FIXED OIL	39 775	3 074	1 468
781 PASS MOTOR VEH EXC BUSES	37 355	114 731	52 280	223 SEEDS FOR OTH FIXED OILS	38 312	3 254	1 506
782 LORRIES,SPCL MTR VEH NES	3 393	6 600	3 069	248 WOOD SHAPED	4 649	545	251
783 ROAD MOTOR VEHICLES NES	791	981	462	263 COTTON	71 716	15 315	7 452
784 MOTOR VEHCL PTS,ACC NES	5 478	22 428	10 507	268 WOOL(EXC TOPS),ANML HAIR	383 179	283 595	130 812
785 MOTOR & OTHER CYCLES ETC	23	98	46	278 OTHER CRUDE MINERALS	65 049	2 110	986
786 VEH NES NONMOTR,TRAILERS	3 266	3 383	1 636	281 IRON ORE,CONCENTRATES	54 166 386	352 492	161 181
791 RAILWAY VEHICLES	3 896	8 569	4 167	282 IRON AND STEEL SCRAP	5 486	643	303
792 AIRCRAFT	17	1 212	535	287 BASE METAL ORES,CONC NES	19 070 488	370 837	171 204
793 SHIPS AND BOATS	43	362	167	288 NONFERR METAL SCRAP NES	116 928	11 673	5 478
812 PLUMB,G,HEATNG,LGHTNG EQU	2 931	9 347	4 228	289 PREC METAL ORE,WASTE NES		113	48
821 FURNITURE	17 780	19 015	8 699	291 CRUDE ANIMAL MTRIALS NES	10 260	17 161	7 932
831 TRAVEL GOODS,HANDBAGS	662	14 138	6 561	292 CRUDE VEG MATERIALS NES	431 184	19 414	8 520
842 MENS OUTERWEAR NOT KNIT	141	2 607	1 227	322 COAL,LIGNITE,PEAT	8 329 465	84 646	40 092
843 WOMENS OUTERWEAR NONKNIT	338	10 320	4 784	323 BRIQUETS,COKE,SEMI-COKE	5 274	181	81
844 UNDERWEAR NOT KNIT	24	471	218	334 PETROLEUM PRODUCTS,REFIN	21 658	590	261
845 OUTERWEAR KNIT NONELASTC	208	4 026	1 899	411 ANIMAL OILS AND FATS	96 985	7 402	3 424
846 UNDERWEAR KNITTED	63	753	348	424 FIXED VEG OIL NONSOFT	9 300	1 809	847
847 TXTL CLTHNG ACCESSRYS NES	136	1 555	739	431 PROCESD ANML VEG OIL,ETC	1 072	722	339
848 HEADGEAR,NONTXLT CLOTHNG	79	3 727	1 670	522 INORG ELEMNTS,OXIDES,ETC	3 173	2 598	1 195
851 FOOTWEAR	1 017	6 905	3 217	523 OTHR INORGANIC CHEMICALS	392	188	94
871 OPTICAL INSTRUMENTS	179	6 828	3 155	524 RADIOACTIVE ETC MATERIAL	8 312	121 505	56 623
872 MEDICAL INSTRUMENTS NES	484	12 019	5 595	541 MEDICINAL ETC PRODUCTS	457	2 274	1 075
873 METERS & COUNTERS NES	31	546	254	551 ESSENTL OIL,PERFUME,ETC	62	295	133
874 MEASURNG,CONTROLNG INSTR	1 739	26 827	12 364	582 PROD OF CONDENSATION ETC	126	144	66
881 PHOTO APPAR & EQUIPT NES	1 639	16 110	7 449	592 STARCH,INULIN,GLUTEN,ETC	171	77	38
882 PHOTO,CINEMA SUPPLIES	14 758	14 823	6 870	598 MISC CHEMICAL PRODS NES	24	840	380



## 7 IMPORTS AND EXPORTS (SPECIAL TRADE) BY COUNTRIES OF PRODUCTION AND CONSUMPTION AND BY GROUPS OF THE SITC-REV. II 1986

GROUP DESCRIPTION	DT = 100 KG	1 000 DM	1 000 \$	GROUP DESCRIPTION	DT = 100 KG	1 000 DM	1 000 \$
611 LEATHER	564	458	223	514 NITROGEN-FUNCTN COMPOUNDS	21 691	14 770	6 764
612 LEATHER ETC MANUFACTURES	27	222	109	515 ORG-INORG COMPOUNDS ETC	13 610	32 771	15 136
613 FUR SKINS TANNED,DRESSED	13	169	77	516 OTHER ORGANIC CHEMICALS	12 013	10 694	4 992
625 RUBBER TYRES,TUBES	610	674	311	522 INORG ELEMNTS,OXIDES,ETC	960 742	21 394	9 772
628 RUBBER ARTICLES NES	27	120	55	523 OTHR INORGANIC CHEMICALS	64 910	10 175	4 717
651 TEXTILE YARN AND THREAD	3 173	4 189	1 907	524 RADIOACTIVE ETC MATERIAL	3	590	276
663 OTH NONMETAL MINERAL MFS	4 340	1 681	747	531 SYNT DYE,NAT INDGO,LAKES	19 289	38 152	17 707
664 GLASS	3 745	3 737	1 818	532 DYES NES,TANNING PRODS	16 302	3 551	1 651
667 PEARL,PREC-,SEMI-P STONE	7	3 030	1 404	533 PIGMENTS,PAINTS,ETC	47 110	21 810	10 132
674 IRN,STL UNIV,PLATE,SHEET	112 281	11 008	5 482	541 MEDICINAL ETC PRODUCTS	15 724	122 759	56 822
678 IRON,STL TUBES,PIPES,ETC	540	505	231	551 ESSENTL OIL,PERFUME,ETC	1 481	5 513	2 533
681 SILVER,PLATINUM,ETC		287	143	553 PERFUMERY,COSMETICS,ETC	6 204	11 571	5 358
682 COPPER EXC CEMENT COPPER	42 484	14 387	6 463	554 SOAPS,CLEANING ETC PREPS	22 016	11 751	5 463
683 NICKEL	37 677	33 286	15 151	562 FERTILIZERS MANUFACTURED	50 270	2 987	1 404
684 ALUMINIUM	4 071	1 200	491	572 EXPLOSIVES,PYROTECH PROD	268	1 506	701
685 LEAD	40 080	4 613	1 995	582 PROD OF CONDENSATION ETC	67 063	40 423	18 716
694 STL,COPPR NAILS,NUTS,ETC	117	96	44	583 PROD OF POLYMERIZING ETC	122 844	53 745	24 892
695 TOOLS	139	1 199	553	584 CELLULOSE DERIVATIVES ETC	6 715	6 846	3 148
699 OTHER METAL MANUFACTURES	126	405	187	585 PLASTIC MATERIALS NES	1 230	5 096	2 344
713 INTRNL COMBUS PISTN ENGN	43 312	58 878	27 980	591 PESTICIDES,DISINFECTANTS	7 857	9 803	4 541
714 ENGINES & MOTORS NES	60	6 869	3 247	592 STARCH,INULIN,GLUTEN,ETC	10 474	4 080	1 885
716 ROTATING ELECTRIC PLANT	41	221	102	598 MISC CHEMICAL PRODS NES	89 435	49 381	22 788
718 OTH POWER GENERATG MACHY	3	376	172	611 LEATHER	2 249	4 536	2 084
721 AGRIC MACHY,EXC TRACTORS	216	64	30	612 LEATHER ETC MANUFACTURES	852	2 165	986
723 CIVIL ENGINEERG EQUIP ETC	496	374	170	613 FUR SKINS TANNED,DRESSED	5	384	177
726 PRINTG,BKBINDG MACHY,PTS	17	204	89	621 MATERIALS OF RUBBER	7 948	7 609	3 485
727 FOOD MACHRY NON-DOMESTIC	205	595	278	625 RUBBER TYRES,TUBES	22 759	16 132	7 469
728 OTH MACHY FOR SPCL INDUS	391	1 266	580	628 RUBBER ARTICLES NES	4 657	11 529	5 370
736 MACHINE TOOLS FOR METAL	562	555	261	633 CORK MANUFACTURES	697	2 677	1 202
741 HEATING,COOLING EQUIPMNT	97	341	163	634 VENEERS,PLYWOOD,ETC	4 954	2 175	1 008
742 PUMPS FOR LIQUIDS ETC	36	391	178	635 WOOD MANUFACTURES NES	3 747	2 610	1 243
743 PUMPS NES,CENTRIFUGES ETC	68	314	147	641 PAPER AND PAPERBOARD	394 114	104 662	48 244
744 MECHANICAL HANDLING EQU	67	218	99	642 ARTICLES OF PAPER ETC	7 244	6 496	3 007
745 NONELEC MACHY,TOOLS NES	198	569	264	651 TEXTILE YARN AND THREAD	11 325	21 257	9 733
749 NONELEC MACH PTS,ACC NES	1 407	2 329	1 082	652 COTTON FABRICS,WOVEN	2 810	12 583	5 778
751 OFFICE MACHINES	12	180	86	653 WOVN MAN-MADE FIB FABRIC	4 439	17 116	7 851
752 AUTOMTIC DATA PROC EQUIP	466	6 579	3 098	654 OTH WOVEN TEXTILE FABRIC	506	3 094	1 414
759 OFFICE & ADP MCH PTS,ACC	201	3 448	1 615	655 KNIT ETC FABRICS	486	2 507	1 132
763 SOUND RECORDRS,PHONOGRPH	8	215	96	656 LACE,RIBBONS,TULLE,ETC	292	1 509	702
764 TELECOM EQPT,PTS,ACC NES	17	925	441	657 SPECIAL TEXTILE ETC PROD	9 901	20 981	9 640
772 SWITCHGEAR ETC & PTS NES	57	592	268	658 TEXTILE ARTICLES NES	575	3 128	1 481
773 ELECTR DISTRIBUTING MACH	178	372	171	659 FLOOR COVERINGS ETC	1 768	2 379	1 050
776 TRANSISTORS,VALVES,ETC		134	60	661 CEMENT ETC BUILDING PROD	1 233	271	125
778 ELECTRICAL MACHINERY NES	4 886	10 515	4 937	662 CLAY,REFRACTORY BLDG PRD	62 479	11 192	5 135
781 PASS MOTOR VEH EXC BUSES	87	192	90	663 OTH NONMETAL MINERAL MFS	26 884	18 168	8 420
784 MOTOR VEHCL PTS,ACC NES	984	945	432	664 GLASS	101 416	16 890	7 763
792 AIRCRAFT	33	371	167	665 GLASSWARE	17 774	16 712	7 759
793 SHIPS AND BOATS	43	73	33	666 POTTERY	4 040	6 450	2 982
821 FURNITURE	106	100	46	667 PEARL,PREC-,SEMI-P STONE	1 535	1 535	696
842 MENS OUTERWEAR NOT KNIT	11	142	64	671 PIG IRON ETC	7 824	1 516	690
848 HEADGEAR,NONTXTL CLOTHING	116	271	125	672 IRON,STL PRIMARY FORMS	1 336	177	77
872 MEDICAL INSTRUMENTS NES	34	729	354	673 IRON AND STEEL SHAPES	14 657	4 259	1 939
873 METERS & COUNTERS NES	25	96	41	674 IRN,STL UNIV,PLATE,SHEET	9 684	4 054	1 859
874 MEASURING,CONTROLLING INSTR	321	6 998	3 276	675 IRON,STEEL HOOP,STRIP	13 705	4 314	1 978
881 PHOTO APPAR & EQUIPT NES	5	183	83	677 IRN,STL WIRE EXCL W ROD	1 385	543	250
882 PHOTO,CINEMA SUPPLIES	80	1 125	532	678 IRON,STL TUBES,PIPES,ETC	9 721	4 972	2 313
884 OPTICAL GOODS NES	162	2 682	1 229	679 IRN,STL CASTINGS UNWORKE	163	104	46
892 PRINTED MATTER	208	843	405	681 SILVER,PLATINUM,ETC	99	1 772	812
893 ARTICLES OF PLASTIC NES	285	278	129	682 COPPER EXC CEMENT COPPER	14 469	9 027	4 186
894 TOYS,SPORTING GOODS,ETC	1 296	3 027	1 404	683 NICKEL	2 061	5 079	2 373
896 WORKS OF ART ETC	29	1 316	614	684 ALUMINIUM	13 048	13 750	6 340
897 GOLD,SILVER WARE,JEWELRY		168	79	686 ZINC	1 841	807	371
898 MUSICAL INSTRUMENTS PTS	58	373	177	689 NON-FER BASE METALS NES	7	151	67
899 OTHER MANUFACTURED GOODS	42	8 923	4 122	691 STRUCTURES AND PARTS NES	11 493	10 824	4 976
951 WAR FIREARMS,AMMUNITION	184	227	104	692 METAL TANKS,BOXES,ETC	7 511	7 017	3 446
971 GOLD,NON MONETARY NES	15	37 757	18 581	693 WIRE PRODUCTS NON ELECTR	739	951	429
EXPORTS	3 923 341	4 007 049	1 844 240	694 STL,COPPR NAILS,NUTS,ETC	7 625	6 846	3 174
014 MEAT PREPD,PRSDV,NES ETC	314	458	209	695 TOOLS	10 199	36 453	16 904
024 CHEESE AND CURD	15 187	12 586	5 754	696 CUTLERY	1 899	10 173	4 683
037 FISH ETC PREPD PRSDV NES	4 989	3 971	1 824	697 BASE MTL HOUSEHOLD EQUIP	6 820	10 941	5 038
048 CEREAL ETC PREPARATIONS	8 313	4 379	2 065	699 OTHER METAL MANUFACTURES	33 971	50 158	23 180
054 VEG ETC FRSH,SMPLY PRSDV	139	103	48	700 INDUSTRIAL PLANT,CHAP 84	7 989	20 582	10 006
056 VEGTBLES ETC PRSDV,PREPD	4 325	2 328	1 093	703 INDUSTRIAL PLANT,CHAP 85	553	14 114	6 495
057 FRUIT,NUTS,FRESH,DRIED	1 005	999	460	711 STEAM BOILERS & AUX PLNT	1 697	2 348	1 130
058 FRUIT PRESERVED,PREPARED	2 803	2 299	1 050	712 STEAM ENGINES,TURBINES	248	2 638	1 154
061 SUGAR AND HONEY	2 521	277	128	713 INTRNL COMBUS PISTN ENGN	40 419	94 895	44 482
062 SUGAR PREPS NON-COCOA	1 976	1 030	468	714 ENGINES & MOTORS NES	274	2 087	980
071 COFFEE AND SUBSTITUTES	7 923	16 401	7 532	716 ROTATING ELECTRIC PLANT	20 549	38 985	17 970
072 COCOA	9 753	9 815	4 509	718 OTH POWER GENERATG MACHY	851	3 163	1 470
073 CHOCOLATE AND PRODUCTS	3 499	4 208	1 941	721 AGRIC MACHY,EXC TRACTORS	6 459	8 067	3 757
075 SPICES	260	477	219	722 TRACTORS NON-ROAD	13 473	14 444	6 390
081 FEEDING STUFF FOR ANIMLS	4 147	1 224	547	723 CIVIL ENGINEERG EQUIP ETC	44 017	79 728	36 454
098 EDIBLE PRODCTS,PREPS NES	5 179	3 456	1 604	724 TEXTILE,LEATHER MACHNRY	17 726	75 782	34 685
111 NON-ALCOHL BEVERAGES NES	704	99	47	725 PAPER ETC MILL MACHINERY	14 873	49 876	23 221
112 ALCOHOLIC BEVERAGES	20 022	8 244	3 781	726 PRINTG,BKBINDG MACHY,PTS	18 743	93 517	43 113
122 TOBACCO MFRS	22	86	39	727 FOOD MACHRY NON-DOMESTIC	2 562	11 681	5 260
233 RUBBER,SYNTHTIC,RECLAIMD	5 001	1 525	703	728 OTH MACHY FOR SPCL INDUS	54 060	156 518	72 131
251 PULP AND WASTE PAPER	1 664	389	175	736 MACHINE TOOLS FOR METAL	17 858	71 441	33 469
266 SYNTHETIC FIBRE TO SPIN	13 315	7 172	3 303	737 METALWORKING MACHNRY NES	3 598	16 184	7 649
273 STONE,SAND AND GRAVEL	6 839	303	138	741 HEATING,COOLING EQUIPMNT	14 722	33 794	15 542
278 OTHER CRUDE MINERALS	8 497	1 083	492	742 PUMPS FOR LIQUIDS ETC	6 448	26 206	12 171
287 BASE METAL ORES,CONC NES	916	321	151	743 PUMPS NES,CENTRIFUGES ETC	34 790	65 795	30 363
291 CRUDE ANIMAL MTRIALS NES	33	104	44	744 MECHANICAL HANDLING EQU	41 122	73 793	33 921
292 CRUDE VEG MATERIALS NES	2 761	3 857	1 776	745 NONELEC MACHY,TOOLS NES	17 956	83 804	38 259
322 COAL,LIGNITE,PEAT	55 646	1 653	767	749 NONELEC MACH PTS,ACC NES	38 157	103 934	48 018
334 PETROLEUM PRODUCTS,REFIN	35 240	8 062	3 755	751 OFFICE MACHINES	5 053	28 692	12 979
335 RESIDUAL PETRLM PROD NES	156 508	9 152	4 312	752 AUTOMTIC DATA PROC EQUIP	4 691	59 184	26 848
423 FIXED VEG OILS,SOFT	5 900	580	254	759 OFFICE & ADP MCH PTS,ACC	637	12 703	5 883
424 FIXED VEG OIL NONSOFT	377	87	40	761 TELEVISION RECEIVERS	1 626	4 985	2 272
431 PROCESD ANML VEG OIL,ETC	20 158	2 651	1 198	762 RADIO BROADCAST RECEIVRS	270	4 778	2 193
511 HYDROCARBONS NES,DERIVS	21 768	3 032	1 392	763 SOUND RECORDRS,PHONOGRPH	326	4 295	2 010
512 ALCOHOLS,PHENOLS,ETC	43 408	10 187	4 661	764 TELECOM EQPT,PTS,ACC NES	4 970	150 322	68 776
513 ORGANIC ACIDS,ETC	64 059	51 288	23 354	771 ELECTRIC POWER MACHY NES	3 770	14 847	6 976
				772 SWITCHGEAR ETC & PTS NES	25 117	111 249	51 700
				773 ELECTR DISTRIBUTING MACH	11 515	19 042	8 634



7 IMPORTS AND EXPORTS (SPECIAL TRADE) BY COUNTRIES OF PRODUCTION AND CONSUMPTION AND BY GROUPS OF THE SITC-REV. II 1986

GROUP DESCRIPTION	DT = 100 KG	1 000 DM	1 000 \$	GROUP DESCRIPTION	DT = 100 KG	1 000 DM	1 000 \$
774 ELECTRO-MEDCL,XRAY EQUIP	1 310	26 388	12 020	AUST OCEANIA			
775 HOUSEHOLD TYPE EQUIP NES	19 999	36 997	17 049				
776 TRANSISTORS,VALVES,ETC	3 885	14 010	6 478	IMPORTS	3 105	283	134
778 ELECTRICAL MACHINERY NES	49 439	107 731	49 628				
781 PASS MOTOR VEH EXC BUSES	101 590	329 179	150 039	288 NONFERR METAL SCRAP NES	397	133	64
782 LORRIES,SPCL MTR VEH NES	36 015	60 810	27 529				
783 ROAD MOTOR VEHICLES NES	14 358	27 766	12 092	EXPORTS	348	1 249	573
784 MOTOR VEHCL PTS,ACC NES	64 793	146 610	67 480				
785 MOTOR & OTHER CYCLES ETC	2 345	8 417	3 890	745 NONELEC MACHY,TOOLS NES	13	168	77
786 VEH NES NONMOTR,TRAILERS	27 561	17 424	7 815	749 NONELEC MACH PTS,ACC NES	56	85	36
791 RAILWAY VEHICLES	4 033	15 567	7 247	851 FOOTWEAR	26	234	109
792 AIRCRAFT	17	1 153	542	884 OPTICAL GOODS NES	1	119	54
793 SHIPS AND BOATS	35	164	76	893 ARTICLES OF PLASTIC NES	33	110	51
812 PLUMB,HEATNG,LGHTNG EQU	8 180	13 361	6 177				
821 FURNITURE	36 793	38 357	17 590	NAURU			
831 TRAVEL GOODS,HANDBAGS	272	1 349	627				
842 MENS OUTERWEAR NOT KNIT	125	1 978	914	IMPORTS	6	32	15
843 WOMENS OUTERWEAR NONKNIT	345	8 402	3 929				
844 UNDERWEAR NOT KNIT	17	374	165	EXPORTS	823	167	74
845 OUTERWEAR KNIT NONELASTC	194	3 961	1 843				
846 UNDERWEAR KNITTED	18	360	165	677 IRN,STL WIRE EXCL W ROD	760	105	49
847 TXTL CLTHNG ACCESRYS NES	174	1 607	728				
848 HEADGEAR,NONTXTL CLOTHNG	151	1 695	779	NEW ZEALAND			
851 FOOTWEAR	1 028	7 999	3 606				
871 OPTICAL INSTRUMENTS	260	7 365	3 382	IMPORTS	1 216 132	404 679	188 017
872 MEDICAL INSTRUMENTS NES	1 292	33 406	15 018				
873 METERS & COUNTERS NES	215	1 734	805	011 MEAT FRESH,CHILLD,FROZEN	143 421	82 259	38 144
874 MEASURNG,CONTROLNG INSTR	7 561	104 629	48 165	022 MILK AND CREAM	6 579	1 477	684
881 PHOTO APPAR & EQUIPT NES	2 612	18 819	8 702	024 CHEESE AND CURD	16 054	10 284	4 861
882 PHOTO,CINEMA SUPPLIES	16 409	23 983	11 005	034 FISH FRESH,CHILLED,FROZN	1 543	907	430
884 OPTICAL GOODS NES	309	15 939	7 308	036 SHELL FISH FRESH,FROZEN	14	356	182
885 WATCHES AND CLOCKS	1 598	14 720	6 814	054 VEG ETC FRSH,SMPLY PRSVD	15 319	1 390	635
892 PRINTED MATTER	13 553	18 396	8 538	056 VEGTBLES ETC PRSVD,PREPD	130	86	40
893 ARTICLES OF PLASTIC NES	37 713	46 227	21 407	057 FRUIT,NUTS,FRESH,DRIED	605 613	155 642	72 931
894 TOYS,SPORTING GOODS,ETC	5 125	11 159	5 134	058 FRUIT PRESERVED,PREPARED	29 007	7 803	3 546
895 OFFICE SUPPLIES NES	4 316	17 785	8 245	061 SUGAR AND HONEY	14 706	4 825	2 204
896 WORKS OF ART ETC	37	7 065	2 948	081 FEEDING STUFF FOR ANIMLS	421	68	34
897 GOLD,SILVER WARE,JEWELRY	130	15 307	7 055	098 EDIBLE PRODCTS,PREPS NES	2 690	926	429
898 MUSICAL INSTRUMENTS,PTS	13 446	44 619	20 727	211 HIDES,SKINS,UNDRESSED	2 568	1 887	897
899 OTHER MANUFACTURED GOODS	2 982	14 880	6 959	212 FUR SKINS UNDRESSED	202	1 477	663
951 WAR FIREARMS,AMMUNITION	195	1 221	564	251 PULP AND WASTE PAPER	23 118	1 596	738
				268 WOOL(EXC TOPS),ANML HAIR	100 657	62 236	28 365
PAPUA NEW G				288 NONFERR METAL SCRAP NES	1 687	240	114
IMPORTS	2 783 492	752 495	350 483	289 PREC METAL ORE,WASTE NES		68	34
071 COFFEE AND SUBSTITUTES	208 657	186 737	88 314	291 CRUDE ANIMAL MTRIALS NES	9 248	22 535	10 533
072 COCOA	131 039	71 593	33 054	292 CRUDE VEG MATERIALS NES	5 546	2 522	1 171
074 TEA AND MATE	372	334	151	411 ANIMAL OILS AND FATS	138 088	8 748	4 166
075 SPICES	1 273	1 230	574	512 ALCOHOLS,PHENOLS,ETC	58 637	1 872	793
223 SEEDS FOR OTH FIXED OILS	115 755	6 455	2 881	513 ORGANIC ACIDS,ETC	128	1 040	486
232 NATURAL RUBBER,GUMS	7 514	1 215	555	541 MEDICINAL ETC PRODUCTS	33	463	215
287 BASE METAL DRES,CONC NES	2 130 967	252 218	118 069	591 PESTICIDES,DISINFECTANTS	60	313	137
291 CRUDE ANIMAL MTRIALS NES	90	105	49	592 STARCH, INULIN, GLUTEN, ETC	33 339	15 651	7 259
424 FIXED VEG OIL NONSOFT	187 062	14 401	6 553	598 MISC CHEMICAL PRODS NES	29	139	64
896 WORKS OF ART ETC	2	112	52	611 LEATHER	2 082	1 392	671
971 GOLD,NON MONETARY NES	119	217 039	99 744	613 FUR SKINS TANNED,DRESSED	722	3 299	1 543
				628 RUBBER ARTICLES NES	28	85	39
EXPORTS	179 376	40 925	18 749	651 TEXTILE YARN AND THREAD	157	162	78
091 MARGARINE AND SHORTENING	1 017	299	149	684 ALUMINIUM	87	115	51
278 OTHER CRUDE MINERALS	49 836	1 787	815	696 CUTLERY	145	514	238
522 INORG ELEMNTS,OXIDES,ETC	2 822	167	78	724 TEXTILE,LEATHER MACHNRY	32	112	55
523 OTHR INORGANIC CHEMICALS	93 116	23 613	10 831	741 HEATING,COOLING EQUIPMNT	2	71	34
533 PIGMENTS,PAINTS,ETC	102	83	38	749 NONELEC MACH PTS,ACC NES	21	124	58
541 MEDICINAL ETC PRODUCTS	124	569	251	759 OFFICE & ADP MCH PTS,ACC	2	240	113
562 FERTILIZERS MANUFACTURED	21 464	737	342	764 TELECOM EQPT,PTS,ACC NES	10	114	55
583 PROD OF POLYMERIZING ETC	1 109	442	186	772 SWITCHGEAR ETC & PTS NES	1	83	37
591 PESTICIDES,DISINFECTANTS	97	75	36	778 ELECTRICAL MACHINERY NES	66	353	155
628 RUBBER ARTICLES NES	40	195	89	781 PASS MOTOR VEH EXC BUSES	28	159	75
641 PAPER AND PAPERBOARD	1 298	452	211	848 HEADGEAR,NONTXTL CLOTHNG	14	59	30
664 GLASS	801	163	74	872 MEDICAL INSTRUMENTS NES	7	337	156
695 TOOLS	312	675	309	873 METERS & COUNTERS NES	7	76	35
696 CUTLERY	71	205	93	874 MEASURNG,CONTROLNG INSTR	24	967	449
699 OTHER METAL MANUFACTURES	129	181	76	892 PRINTED MATTER	105	380	174
711 STEAM BOILERS & AUX PLNT	14	66	30	893 ARTICLES OF PLASTIC NES	80	129	59
716 ROTATING ELECTRIC PLANT	1 209	1 066	529	896 WORKS OF ART ETC	3	175	80
721 AGRIC MACHY,EXC TRACTORS	109	252	113	897 GOLD,SILVER WARE,JEWELRY	1	157	74
723 CIVIL ENGINEERG EQUIP ETC	437	996	429	899 OTHER MANUFACTURED GOODS	11	1 391	646
724 TEXTILE,LEATHER MACHNRY	188	165	75	EXPORTS	624 477	616 253	283 953
726 PRINTG,BKBDNG MACHY,PTS	14	177	87				
727 FOOD MACHRY NON-DOMESTIC	74	538	247	001 LIVE ANIMALS	12	80	39
728 OTH MACHY FOR SPCL INDUS	1 179	1 804	841	024 CHEESE AND CURD	1 113	997	468
741 HEATING,COOLING EQUIPMNT	85	154	67	037 FISH ETC PREPD PRSVD NES	93	98	43
744 MECHANICAL HANDLING EQU	48	146	66	054 VEG ETC FRSH,SMPLY PRSVD	385	64	30
745 NONELEC MACHY,TOOLS NES	242	1 060	484	056 VEGTBLES ETC PRSVD,PREPD	213	138	61
749 NONELEC MACH PTS,ACC NES	333	572	266	057 FRUIT,NUTS,FRESH,DRIED	253	195	96
751 OFFICE MACHINES	12	73	30	062 SUGAR PREPS NON-COCOA	166	119	55
775 HOUSEHOLD TYPE EQUIP NES	34	79	37	071 COFFEE AND SUBSTITUTES	1 130	1 681	777
778 ELECTRICAL MACHINERY NES	17	81	35	073 CHOCOLATE AND PRODUCTS	95	174	82
781 PASS MOTOR VEH EXC BUSES	249	929	429	075 SPICES	67	103	49
812 PLUMB,HEATNG,LGHTNG EQU	51	182	83	081 FEEDING STUFF FOR ANIMLS	1 770	250	116
821 FURNITURE	64	126	57	098 EDIBLE PRODCTS,PREPS NES	339	368	167
851 FOOTWEAR	63	239	111	112 ALCOHOLIC BEVERAGES	6 353	3 395	1 581
874 MEASURNG,CONTROLNG INSTR	28	525	229	233 RUBBER,SYNTHTIC,RECLAIMD	2 025	760	352
892 PRINTED MATTER	53	180	84	266 SYNTHETIC FIBRE TO SPIN	900	591	276
893 ARTICLES OF PLASTIC NES	178	121	48	267 OTHER MAN-MADE FIBRES	1 494	630	301
				273 STONE,SAND AND GRAVEL	1 978	107	50
				278 OTHER CRUDE MINERALS	6 569	539	243
				292 CRUDE VEG MATERIALS NES	451	723	341
				334 PETROLEUM PRODUCTS,REFIN	8 371	2 695	1 247
				335 RESIDUAL PETRLM PROD NES	883	222	103
				423 FIXED VEG OILS,SOFT	12 514	1 193	558
				424 FIXED VEG OIL NONSOFT	176	92	42
				431 PROCESD ANML VEG OIL,ETC	1 496	266	122
				511 HYDROCARBONS NES,DERIVS	315	189	89
				512 ALCOHOLS,PHENOLS,ETC	3 140	693	315



## 7 IMPORTS AND EXPORTS (SPECIAL TRADE) BY COUNTRIES OF PRODUCTION AND CONSUMPTION AND BY GROUPS OF THE SITC-REV. II 1986

GROUP DESCRIPTION	DT * 100 KG	1 000 DM	1 000 \$	GROUP DESCRIPTION	DT * 100 KG	1 000 DM	1 000 \$
513 ORGANIC ACIDS,ETC	22 532	3 773	1 767	792 AIRCRAFT	17	339	169
514 NITROGEN-FUNCTN COMPOUNDS	7 079	2 893	1 367	793 SHIPS AND BOATS	49	261	125
515 ORG-INORG COMPOUNDS ETC	2 353	4 401	2 018	812 PLUMBGB,HEATING,LGHTNG EQU	466	1 170	538
516 OTHER ORGANIC CHEMICALS	2 620	1 737	816	821 FURNITURE	1 469	1 921	896
522 INORG ELEMNTS,OXIDES,ETC	57 688	5 558	2 586	842 MENS OUTERWEAR NOT KNIT	16	336	155
523 OTHR INORGANIC CHEMICALS	23 543	2 212	1 028	843 WOMENS OUTERWEAR NONKNIT	1	326	143
531 SYNT DYE,NAT INDOGO,LAKES	3 990	9 973	4 628	845 OUTERWEAR KNIT NONELASTC	10	249	113
532 DYES NES,TANNING PRODS	15 746	2 448	1 144	848 HEADGEAR,NONTXTL CLOTHNG	11	115	52
533 PIGMENTS,PAINTS,ETC	8 516	3 849	1 801	851 FOOTWEAR	92	681	306
541 MEDICINAL ETC PRODUCTS	3 246	30 718	14 140	871 OPTICAL INSTRUMENTS	35	1 179	544
551 ESSENTL OIL,PERFUME,ETC	136	614	280	872 MEDICAL INSTRUMENTS NES	225	3 612	1 701
553 PERFUMERY,COSMETICS,ETC	110	376	174	873 METERS & COUNTERS NES	5	215	99
554 SOAPS,CLEANING ETC PREPS	14 998	4 710	2 171	874 MEASURING,CONTROLNG INSTR	780	15 128	6 981
562 FERTILIZERS MANUFACTURED	18 528	958	447	881 PHOTO APPAR & EQUIPT NES	606	4 873	2 224
572 EXPLOSIVES,PYROTECH PROD	30	120	56	882 PHOTO,CINEMA SUPPLIES	4 493	8 655	3 930
582 PROD OF CONDENSATION ETC	21 345	13 312	6 151	884 OPTICAL GOODS NES	106	4 736	2 202
583 PROD OF POLYMERIZING ETC	52 938	16 850	7 767	885 WATCHES AND CLOCKS	304	3 677	1 719
584 CELLULOSE DERIVATIVES ETC	1 126	1 118	509	892 PRINTED MATTER	1 293	2 459	1 128
591 PESTICIDES,DISINFECTANTS	7 204	13 535	6 042	893 ARTICLES OF PLASTIC NES	6 104	7 453	3 476
592 STARCH,INULIN,GLUTEN,ETC	206	243	110	894 TOYS,SPORTING GOODS,ETC	640	1 406	650
598 MISC CHEMICAL PRODS NES	32 091	12 112	5 558	895 OFFICE SUPPLIES NES	271	1 907	886
611 LEATHER	123	126	58	897 GOLD,SILVER WARE,JEWELRY	3	877	403
612 LEATHER ETC MANUFACTURES	159	523	244	898 MUSICAL INSTRUMENTS,PTS	1 392	5 585	2 610
621 MATERIALS OF RUBBER	815	524	243	899 OTHER MANUFACTURED GOODS	602	1 104	515
625 RUBBER TYRES,TUBES	774	755	345	951 WAR FIREARMS,AMMUNITION	6	87	36
628 RUBBER ARTICLES NES	739	1 813	836				
634 VENEERS,PLYWOOD,ETC	1 185	913	423	SOLOMON IS			
635 WOOD MANUFACTURES NES	337	289	135				
641 PAPER AND PAPERBOARD	56 590	19 333	9 083	IMPORTS	28 770	5 954	2 761
642 ARTICLES OF PAPER ETC	595	1 092	493				
651 TEXTILE YARN AND THREAD	2 511	4 516	2 065	072 COCOA	8 536	4 605	2 128
652 COTTON FABRICS,WOVEN	504	2 517	1 158	424 FIXED VEG OIL NONSOFT	20 226	1 321	622
653 WOVN MAN-MADE FIB FABRIC	3 873	11 014	5 092				
654 OTH WOVEN TEXTILE FABRIC	178	826	379	EXPORTS	15 141	7 185	3 477
655 KNIT ETC FABRICS	395	1 321	608				
656 LACE,RIBBONS,TULLE,ETC	61	326	153	061 SUGAR AND HONEY	10 346	594	281
657 SPECIAL TEXTILE ETC PROD	2 257	4 045	1 883	278 OTHER CRUDE MINERALS	3 643	108	50
658 TEXTILE ARTICLES NES	349	833	396	703 INDUSTRIAL PLANT,CHAP 85	424	5 490	2 682
659 FLOOR COVERINGS ETC	96	299	147	741 HEATING,COOLING EQUIPMNT	48	94	42
662 CLAY,REFRACTORY BLDG PRD	9 452	1 423	671	744 MECHANICAL HANDLING EQU	47	110	50
663 OTH NONMETAL MINERAL MFS	8 426	2 358	1 109	752 AUTOMTIC DATA PROC EQUIP	4	147	71
664 GLASS	13 723	3 916	1 813	764 TELECOM EQPT,PTS,ACC NES	19	205	100
665 GLASSWARE	1 090	1 536	706	784 MOTOR VEHCL PTS,ACC NES	14	115	57
666 POTTERY	1 318	2 197	1 025	821 FURNITURE	16	79	35
667 PEARL,PREC-,SEMI-P STONE		436	201				
671 PIG IRON ETC	341	184	90	TUVALU			
673 IRON AND STEEL SHAPES	4 003	1 451	670				
674 IRN,STL UNIV,PLATE,SHEET	7 786	1 224	559	IMPORTS	57	24	12
675 IRON,STEEL HOOP,STRIP	5 593	1 242	566				
677 IRN,STL WIRE EXCL W ROD	5 906	1 367	640	EXPORTS	11	22	9
678 IRON,STL TUBES,PIPES,ETC	408	368	171				
681 SILVER,PLATINUM,ETC		129	60	AMER OCEANIA			
682 COPPER EXC CEMENT COPPER	615	901	409				
683 NICKEL	112	308	135	IMPORTS	2	8	4
684 ALUMINIUM	1 830	1 752	819				
686 ZINC	649	232	108	EXPORTS	3 072	14 363	6 576
691 STRUCTURES AND PARTS NES	698	385	176				
692 METAL TANKS,BOXES,ETC	283	295	142	666 POTTERY	59	140	67
693 WIRE PRODUCTS NON ELECTR	247	200	91	716 ROTATING ELECTRIC PLANT	592	684	307
694 STL,COPPR NAILS,NUTS,ETC	1 394	1 026	477	724 TEXTILE,LEATHER MACHNRY	18	73	36
695 TOOLS	1 515	5 568	2 556	741 HEATING,COOLING EQUIPMNT	21	105	51
696 CUTLERY	292	1 867	857	749 NONELEC MACH PTS,ACC NES	6	71	32
697 BASE MTL HOUSEHOLD EQUIP	863	830	394	752 AUTOMTIC DATA PROC EQUIP	4	167	69
699 OTHER METAL MANUFACTURES	2 646	4 090	1 894	778 ELECTRICAL MACHINERY NES	9	63	30
700 INDUSTRIAL PLANT,CHAP 84	44	138	70	781 PASS MOTOR VEH EXC BUSES	1 276	3 268	1 576
711 STEAM BOILERS & AUX PLNT	241	571	254	782 LORRIES,SPCL MTR VEH NES	85	113	57
712 STEAM ENGINES,TURBINES	1	163	75	792 AIRCRAFT	31	7 839	3 506
713 INTRNL COMBUS PISTN ENGN	634	3 053	1 408	831 TRAVEL GOODS,HANDBAGS	11	160	77
716 ROTATING ELECTRIC PLANT	919	2 154	966	847 TXTL CLTHNG ACCESSRY NES	4	81	37
718 OTH POWER GENERATG MACHY	25	162	71	874 MEASURING,CONTROLNG INSTR		127	56
721 AGRIC MACHY,EXC TRACTORS	1 238	2 482	1 161	895 OFFICE SUPPLIES NES	3	362	164
722 TRACTORS NON-ROAD	1 664	1 903	810				
723 CIVIL ENGINEERG EQUIP ETC	4 442	6 258	2 833	NEW CALEDON			
724 TEXTILE,LEATHER MACHNRY	2 986	13 449	6 127				
725 PAPER ETC MILL MACHINERY	1 103	5 043	2 306	IMPORTS	222 717	49 655	23 081
726 PRINTG,BKBINDG MACHY,PTS	3 163	17 349	7 579				
727 FOOD MACHRY NON-DOMESTIC	539	2 625	1 200	223 SEEDS FOR OTH FIXED OILS	1 916	65	32
728 OTH MACHY FOR SPCL INDUS	14 214	43 061	19 841	671 PIG IRON ETC	220 786	49 389	22 959
736 MACHINE TOOLS FOR METAL	2 668	9 058	4 152	743 PUMPS NES,CENTRIFUGES ETC	13	165	73
737 METALWORKING MACHNRY NES	575	3 130	1 408				
741 HEATING,COOLING EQUIPMNT	3 587	11 750	5 460	EXPORTS	48 050	27 081	12 604
742 PUMPS FOR LIQUIDS ETC	1 678	4 590	2 145				
743 PUMPS NES,CENTRIFUGES ETC	2 534	7 900	3 621	061 SUGAR AND HONEY	25 391	1 244	593
744 MECHANICAL HANDLING EQU	10 630	11 093	5 117	292 CRUDE VEG MATERIALS NES	49	179	82
745 NONELEC MACHY,TOOLS NES	2 712	15 063	6 981	423 FIXED VEG OILS,SOFT	695	141	66
749 NONELEC MACH PTS,ACC NES	1 931	8 002	3 699	853 PERFUMERY,COSMETICS,ETC	55	81	38
751 OFFICE MACHINES	371	1 924	864	853 PROD OF POLYMERIZING ETC	377	181	86
752 AUTOMTIC DATA PROC EQUIP	272	5 191	2 421	891 PESTICIDES,DISINFECTANTS	277	546	251
759 OFFICE & ADP MCH PTS,ACC	63	1 808	819	825 RUBBER TYRES,TUBES	1 188	1 012	472
763 SOUND RECORDRS,PHONOGRPH	27	106	47	651 TEXTILE YARN AND THREAD	26	118	56
764 TELECOM EQPT,PTS,ACC NES	83	1 374	626	663 OTH NONMETAL MINERAL MFS	187	179	87
771 ELECTRIC POWER MACHY NES	179	622	286	664 GLASS	438	94	42
772 SWITCHGEAR ETC & PTS NES	1 178	6 731	3 146	665 GLASSWARE	2 759	319	151
773 ELECTR DISTRIBUTING MACH	803	788	367	673 IRON AND STEEL SHAPES	2 368	188	89
774 ELECTRO-MEDCL,XRAY EQUIP	142	2 625	1 230	678 IRON,STL TUBES,PIPES,ETC	233	177	82
775 HOUSEHOLD TYPE EQUIP NES	3 890	7 621	3 453	684 ALUMINIUM	160	220	103
776 TRANSISTORS,VALVES,ETC	7	1 438	642	693 WIRE PRODUCTS NON ELECTR	260	82	38
778 ELECTRICAL MACHINERY NES	9 493	8 393	3 924	695 TOOLS	105	178	78
781 PASS MOTOR VEH EXC BUSES	22 625	66 268	30 673	699 OTHER METAL MANUFACTURES	88	147	66
782 LORRIES,SPCL MTR VEH NES	7 231	11 910	5 502	713 INTRNL COMBUS PISTN ENGN	48	195	90
783 ROAD MOTOR VEHICLES NES	865	1 268	597	722 TRACTORS NON-ROAD	153	140	63
784 MOTOR VEHCL PTS,ACC NES	6 136	16 010	7 361	723 CIVIL ENGINEERG EQUIP ETC	18	94	45
785 MOTOR & OTHER CYCLES ETC	545	1 545	748	726 PRINTG,BKBINDG MACHY,PTS	94	558	262
786 VEH NES NONMOTR,TRAILERS	919	681	307	727 FOOD MACHRY NON-DOMESTIC	10	71	33
791 RAILWAY VEHICLES	55	119	55	728 OTH MACHY FOR SPCL INDUS	133	313	143



## 7 IMPORTS AND EXPORTS (SPECIAL TRADE) BY COUNTRIES OF PRODUCTION AND CONSUMPTION AND BY GROUPS OF THE SITC-REV. II 1986

GROUP DESCRIPTION	DT = 100 KG	1 000 DM	1 000 \$	GROUP DESCRIPTION	DT = 100 KG	1 000 DM	1 000 \$
741 HEATING, COOLING EQUIPMNT	105	239	112	VANUATU			
743 PUMPS NES, CENTRIFUGES ETC	122	754	353				
745 NONELEC MACHY, TOOLS NES	78	318	149	IMPORTS	359 313	18 628	8 537
749 NONELEC MACH PTS, ACC NES	75	384	172				
751 OFFICE MACHINES	32	166	77	072 COCOA	942	441	192
775 HOUSEHOLD TYPE EQUIP NES	139	245	108	223 SEEDS FOR OTH FIXED OILS	358 370	18 181	8 343
778 ELECTRICAL MACHINERY NES	83	385	176				
781 PASS MOTOR VEH EXC BUSES	5 556	11 919	5 579	EXPORTS	4 027	1 542	728
782 LORRIES, SPCL MTR VEH NES	480	338	162				
783 ROAD MOTOR VEHICLES NES	290	273	124	061 SUGAR AND HONEY	2 310	127	58
784 MOTOR VEHCL PTS, ACC NES	714	1 875	871	423 FIXED VEG OILS, SOFT	417	101	45
821 FURNITURE	399	316	146	723 CIVIL ENGINEERG EQUIP ETC	880	792	395
831 TRAVEL GOODS, HANDBAGS	13	87	40	772 SWITCHGEAR ETC & PTS NES	38	93	46
872 MEDICAL INSTRUMENTS NES	1	79	40	851 FOOTWEAR	22	81	37
874 MEASURNG, CONTROLNG INSTR	15	160	69	897 GOLD, SILVER WARE, JEWELRY		115	53
881 PHOTO APPAR & EQUIPT NES	20	94	43				
882 PHOTO, CINEMA SUPPLIES	116	358	171	TONGA			
885 WATCHES AND CLOCKS	5	85	36				
893 ARTICLES OF PLASTIC NES	36	100	42	IMPORTS	1	130	64
894 TOYS, SPORTING GOODS, ETC	103	242	114				
895 OFFICE SUPPLIES NES	40	215	92	EXPORTS	1 072	389	183
897 GOLD, SILVER WARE, JEWELRY		228	110				
898 MUSICAL INSTRUMENTS, PTS	79	327	153	773 ELECTR DISTRIBUTING MACH	14	59	30
WALLIS FUTUN				WEST SAMOA			
EXPORTS	185	36	16	IMPORTS	17 603	2 719	1 257
KIRIBATI				072 COCOA	3 895	2 069	960
IMPORTS	14 305	950	441	081 FEEDING STUFF FOR ANIMLS	5 450	165	81
223 SEEDS FOR OTH FIXED OILS	14 289	740	337	223 SEEDS FOR OTH FIXED OILS	8 224	454	202
892 PRINTED MATTER	16	208	103	EXPORTS	21 133	5 251	2 519
EXPORTS	481	338	149	022 MILK AND CREAM	549	73	33
723 CIVIL ENGINEERG EQUIP ETC	60	77	34	061 SUGAR AND HONEY	5 265	245	107
N ZEAL OCEAN				678 IRON, STL TUBES, PIPES, ETC	9 152	1 858	933
IMPORTS	10 224	1 043	470	691 STRUCTURES AND PARTS NES	439	77	38
057 FRUIT, NUTS, FRESH, DRIED	701	95	43	723 CIVIL ENGINEERG EQUIP ETC	179	295	143
212 FUR SKINS UNDERESSED	9	69	32	727 FOOD MACHRY NON-DOMESTIC	36	197	88
223 SEEDS FOR OTH FIXED OILS	3 051	153	68	728 OTH MACHY FOR SPCL INDUS	126	133	64
288 NONFERR METAL SCRAP NES	272	71	33	743 PUMPS NES, CENTRIFUGES ETC	35	81	40
411 ANIMAL OILS AND FATS	6 167	442	198	744 MECHANICAL HANDLING EQU	77	90	44
EXPORTS	663	686	311	745 NONELEC MACHY, TOOLS NES	60	230	104
677 IRN, STL WIRE EXCL W ROD	342	73	33	763 SOUND RECORDRS, PHONOGRPH	2	164	82
745 NONELEC MACHY, TOOLS NES	9	139	63	778 ELECTRICAL MACHINERY NES	25	74	36
FIJI				782 LORRIES, SPCL MTR VEH NES	440	259	126
IMPORTS	47 694	6 118	2 782	893 ARTICLES OF PLASTIC NES	73	90	40
058 FRUIT PRESERVED, PREPARED	230	101	49	FR POLYNESIA			
072 COCOA	3 250	1 664	774	IMPORTS	251	778	355
292 CRUDE VEG MATERIALS NES	139	93	44	075 SPICES	27	531	241
424 FIXED VEG OIL NONSOFT	44 014	3 794	1 704	667 PEARL, PREC-, SEMI-P STONE		143	69
EXPORTS	54 831	8 082	3 735	EXPORTS	79 709	51 027	23 740
048 CEREAL ETC PREPARATIONS	244	71	34	058 FRUIT PRESERVED, PREPARED	100	145	68
278 OTHER CRUDE MINERALS	27 345	803	366	061 SUGAR AND HONEY	10 120	520	231
423 FIXED VEG OILS, SOFT	8 567	968	452	062 SUGAR PREPS NON-COCOA	93	69	31
514 NITROGEN-FUNCT COMPOUNDS	215	73	34	278 OTHER CRUDE MINERALS	30 440	510	248
522 INORG ELEMNTS, OXIDES, ETC	220	68	31	292 CRUDE VEG MATERIALS NES	40	111	50
523 OTHR INORGANIC CHEMICALS	10 500	316	145	514 NITROGEN-FUNCT COMPOUNDS	300	126	57
541 MEDICINAL ETC PRODUCTS	30	142	66	523 OTHR INORGANIC CHEMICALS	963	77	35
553 PERFUMERY, COSMETICS, ETC	38	134	64	533 PIGMENTS, PAINTS, ETC	859	526	245
582 PROD OF CONDENSATION ETC	244	81	35	572 EXPLOSIVES, PYROTECH PROD	82	147	72
591 PESTICIDES, DISINFECTANTS	148	134	58	583 PROD OF POLYMERIZING ETC	534	282	131
641 PAPER AND PAPERBOARD	410	189	69	591 PESTICIDES, DISINFECTANTS	331	638	293
664 GLASS	2 053	268	123	598 MISC CHEMICAL PRODS NES	182	166	77
666 POTTERY	37	71	33	625 RUBBER TYRES, TUBES	1 293	1 098	498
695 TOOLS	330	373	174	628 RUBBER ARTICLES NES	44	73	32
696 CUTLERY	10	70	33	635 WOOD MANUFACTURES NES	74	103	48
697 BASE MTL HOUSEHOLD EQUIP	142	201	88	641 PAPER AND PAPERBOARD	883	378	174
699 OTHER METAL MANUFACTURES	74	187	89	642 ARTICLES OF PAPER ETC	173	81	38
716 ROTATING ELECTRIC PLANT	225	301	147	651 TEXTILE YARN AND THREAD	23	79	37
723 CIVIL ENGINEERG EQUIP ETC	102	83	42	657 SPECIAL TEXTILE ETC PROD	64	211	98
728 OTH MACHY FOR SPCL INDUS	254	864	395	662 CLAY, REFRACTORY BLDG PRD	1 913	232	110
742 PUMPS FOR LIQUIDS ETC	22	112	54	663 OTH NONMETAL MINERAL MFS	98	157	73
744 MECHANICAL HANDLING EQU	80	180	88	664 GLASS	978	131	60
745 NONELEC MACHY, TOOLS NES	28	129	58	665 GLASSWARE	2 037	199	91
749 NONELEC MACH PTS, ACC NES	23	85	40	666 POTTERY	46	101	47
763 SOUND RECORDRS, PHONOGRPH	3	107	50	671 PIG IRON ETC	360	68	32
764 TELECOM EQPT, PTS, ACC NES	7	162	74	673 IRON AND STEEL SHAPES	3 001	250	113
781 PASS MOTOR VEH EXC BUSES	27	103	50	674 IRN, STL UNIV, PLATE, SHEET	1 042	134	60
793 SHIPS AND BOATS	33	149	70	678 IRON, STL TUBES, PIPES, ETC	164	140	62
812 PLUMBG, HEATNG, LGHTNG EQU	38	69	33	694 STL, COPPR NAILS, NUTS, ETC	95	132	60
851 FOOTWEAR	21	130	58	695 TOOLS	253	642	292
874 MEASURNG, CONTROLNG INSTR	11	119	52	697 BASE MTL HOUSEHOLD EQUIP	86	146	65
895 OFFICE SUPPLIES NES	11	70	33	699 OTHER METAL MANUFACTURES	568	719	332
897 GOLD, SILVER WARE, JEWELRY		337	152	713 INTRNL COMBUS PISTN ENGN	133	662	306
				723 CIVIL ENGINEERG EQUIP ETC	797	1 699	800
				725 PAPER ETC MILL MACHINERY	25	88	38
				726 PRINTG, BKBINDG MACHY, PTS	44	394	184
				728 OTH MACHY FOR SPCL INDUS	225	399	179
				736 MACHINE TOOLS FOR METAL	53	144	61
				741 HEATING, COOLING EQUIPMNT	15	71	33
				742 PUMPS FOR LIQUIDS ETC	47	168	75
				743 PUMPS NES, CENTRIFUGES ETC	54	253	116
				744 MECHANICAL HANDLING EQU	85	110	52
				745 NONELEC MACHY, TOOLS NES	227	890	409
				749 NONELEC MACH PTS, ACC NES	75	351	157
				751 OFFICE MACHINES	25	164	77
				764 TELECOM EQPT, PTS, ACC NES	23	88	42
				774 ELECTRO-MEDCL, XRAY EQUIP	51	3 617	1 803



## 7 IMPORTS AND EXPORTS (SPECIAL TRADE) BY COUNTRIES OF PRODUCTION AND CONSUMPTION AND BY GROUPS OF THE SITC-REV. II 1986

GROUP DESCRIPTION	DT = 100 KG	1 000 DM	1 000 \$	GROUP DESCRIPTION	DT = 100 KG	1 000 DM	1 000 \$
775 HOUSEHOLD TYPE EQUIP NES	242	409	184				
778 ELECTRICAL MACHINERY NES	2 798	2 380	1 111				
781 PASS MOTOR VEH EXC BUSES	7 300	15 278	7 123				
782 LORRIES, SPCL MTR VEH NES	5 810	6 058	2 798				
783 ROAD MOTOR VEHICLES NES	540	1 202	574				
784 MOTOR VEHCL PTS, ACC NES	938	3 233	1 494				
785 MOTOR & OTHER CYCLES ETC	37	89	37				
812 PLUMBING, HEATING, LIGHTING EQUI	66	78	34				
821 FURNITURE	306	223	102				
831 TRAVEL GOODS, HANDBAGS	13	69	33				
851 FOOTWEAR	24	131	64				
872 MEDICAL INSTRUMENTS NES		112	46				
874 MEASURING, CONTROLLING INSTR	15	99	45				
882 PHOTO, CINEMA SUPPLIES	163	412	186				
892 PRINTED MATTER	52	104	47				
893 ARTICLES OF PLASTIC NES	404	397	185				
894 TOYS, SPORTING GOODS, ETC	172	387	179				
895 OFFICE SUPPLIES NES	85	405	189				
897 GOLD, SILVER WARE, JEWELRY		718	333				
898 MUSICAL INSTRUMENTS, PTS	25	178	82				
POLAR REG							
IMPORTS	2	545	264				
EXPORTS	22	1 525	784				
SHIPS SUPPL							
IMPORTS	762 755	251 989	117 666				
334 PETROLEUM PRODUCTS, REFIN	491	153	75				
EXPORTS	25 253 787	1 060 867	482 745				
334 PETROLEUM PRODUCTS, REFIN	23 223 059	851 177	404 480				
UNID COUNTR							
IMPORTS	379	99	50				
TOTAL IMPORTS	3 451 787 797	413 744 431	190 852 326				
EXPORTS	1 700 659 798	526 363 011	243 303 019				



IMPORTS AND EXPORTS (SPECIAL TRADE) 1986 BY GROUPS OF THE SITC  
AND BY COUNTRIES OF PRODUCTION AND CONSUMPTION

GROUP COUNTRY	NUMBER	1 000 DM	1 000 \$
001 LIVE ANIMALS (ONLY HORSES)			
<u>IMPORTS</u> .....	8 203	21 460	10 049
France .....	126	2 158	1 049
Belgium Lux .....	261	956	446
Netherlands .....	402	1 244	574
United Kingdom .....	137	1 341	644
Ireland .....	53	525	252
Denmark .....	481	1 734	805
Spain .....	41	271	125
Iceland .....	109	325	158
Sweden .....	35	395	183
Switzerland .....	146	496	225
Austria .....	150	539	253
USSR .....	569	851	412
Poland .....	4 397	5 925	2 752
Czechoslovakia .....	1 030	1 323	603
Hungary .....	62	208	101
USA .....	79	2 255	1 054
Canada .....	50	334	153
Argentina .....	29	230	104
 <u>EXPORTS</u> .....	 17 504	 57 468	 26 531
France .....	5 842	11 792	5 394
Belgium Lux .....	3 119	4 132	1 894
Netherlands .....	811	1 911	887
Italy .....	5 454	11 340	5 301
United Kingdom .....	98	1 872	871
Ireland .....	23	1 170	526
Denmark .....	258	1 054	490
Spain .....	52	281	134
Norway .....	16	149	69
Sweden .....	67	424	202
Finland .....	61	1 216	576
Switzerland .....	587	8 231	3 787
Austria .....	212	1 079	508
Czechoslovakia .....	8	148	61
Hungary .....	9	108	50
Rep S Africa .....	4	169	79
USA .....	525	7 767	3 581
Canada .....	154	1 953	909
Columbia .....	11	131	63
Brazil .....	18	429	193
Irag .....	35	574	239
South Korea .....	19	516	235
Japan .....	9	663	313



# Foreign-Language Publications

## English

### Survey of German Federal Statistics

This abridged issue is intended above all for users looking for a general outline of statistical activities rather than the details. It therefore comprises from the detailed version the full text part describing the objectives, bases, methods and results of federal statistics.

Published at irregular intervals.

### Present and Future Tasks of Official Statistics

Non-recurrent publication.

### Statistical Compass

This brochure presents a selection of major bench-mark figures from all subject fields along with comparative figures for back years.

Annual publication.

### Foreign Trade according to the Standard International Trade Classification (SITC-Rev. II)

This publication comprises the foreign trade figures according to the SITC-Rev. II with data by countries of production/consumption.

Annual publication.

### Studies on Statistics

Published at irregular intervals. Issues which are still available:

No.	Title
22	Input-Output Tables
23	The German Microcensus
24	Fertility, Mortality, Age Structure and Population Development
25	International Comparison of Consumer Prices
26	Census of Agriculture, 1971
27	Family Budget Surveys
28	Revised Computations of Price Indices, Base 1970
29	Regional Statistics
30	Indices of Foreign Trade Prices, Base 1970
31	Environmental Statistics
32	Employment Statistics
33	Reform of Statistics of Production Industries
34	Distributive Trades
35	Price Indices, Base 1976
36	Statistical Information System of the Federation
37	Surveys and Registers
38	Indices of Production and Productivity
39	Concentration Statistics
40	Kind-of-Activity Units in Mining and Manufacturing
41	Dissemination of Statistical Information
42	Indices of Orders Received and Unfilled Orders

## French

### Aperçu de la statistique fédérale allemande

Cette édition abrégée a été préparée surtout à l'intention des utilisateurs désireux de se renseigner sur les grandes lignes des activités statistiques plutôt que sur tous les détails. Elle contient donc de la version intégrale l'ensemble des textes décrivant les buts, les bases, les méthodes et les résultats de la statistique fédérale.

Publié à intervalles irréguliers.

### Boussole des chiffres

Cette brochure comprend une sélection des principaux chiffres de référence de tous les domaines ainsi que des chiffres comparatifs pour des années antérieures.

Publication annuelle.

## Spanish

### Guía Estadística

Este folleto contiene una selección de datos importantes en todos los campos así como los datos comparativos de los años anteriores.

Publicación anual.

## Trilingual

### Trilingual List of Statistical Terms

(German – English – French)

Non-recurrent publication.

### List of Major International Abbreviations

(German – English – French)

Published at irregular intervals.



STATISTISCHES BUNDESAMT  
GUSTAV-STRESEMANN-RING 11  
6200 WIESBADEN 1

Publications, prospectuses and the English and French versions of the general list of publications can be obtained from the publishers Messrs. W. Kohlhammer GmbH, Philipp-Reis-Strasse 3, Postfach 42 11 20, D-6500 Mainz 42, Tel. (061 31) 5 90 94/95.